

Average RPI Win:	297	WON-LOST	WINNING	LAST 10	STRENGTH OF	OPP. STRENGTH	TEAM	ADJ.	CONF.	ADJ CONF.
Average RPI Loss:	192	RECORD	PCT. RANK	GAMES	SCHEDULE	OF SCHEDULE	RPI	RPI	RPI	RPI
DIV. I ONLY	6- 15	287	5- 5	221	339	301	301	27	27	
DIV. I NON-CONF.	1- 7	313	0- 0	38	349	277	277	27	27	
TOTALS	RPI 1-25	RPI 26-50	W-L RECORDS	RPI 51-100	RPI 101-150	RPI 150+				
6- 15	0- 1	0- 0	OVERALL	0- 2	0- 3	6- 9				
4- 4	0- 0	0- 0	HOME	0- 1	0- 2	4- 1				
2- 10	0- 1	0- 0	AWAY	0- 1	0- 1	2- 7				
0- 1	0- 0	0- 0	NEUTRAL	0- 0	0- 0	0- 1				
1- 7	0- 1	0- 0	NON-CONFERENCE	0- 1	0- 0	1- 5				
1- 2	0- 0	0- 0	HOME	0- 1	0- 0	1- 1				
0- 4	0- 1	0- 0	AWAY	0- 0	0- 0	0- 3				
0- 1	0- 0	0- 0	NEUTRAL	0- 0	0- 0	0- 1				
5- 8	0- 0	0- 0	CONFERENCE	0- 1	0- 3	5- 4				
3- 2	0- 0	0- 0	HOME	0- 0	0- 2	3- 0				
2- 6	0- 0	0- 0	AWAY	0- 1	0- 1	2- 4				
0- 0	0- 0	0- 0	NEUTRAL	0- 0	0- 0	0- 0				

RPI 1-25				RPI 26-50				RPI 51-100				RPI 101+ Team's RPI: 301			
RPI	S	Opponent	Score	RPI	S	Opponent	Score	RPI	S	Opponent	Score	RPI	S	Opponent	Score
16	A	Texas A&M	55 84					85	H	Toledo	60 76	111	H	Central Ark.	41 49
								94	A	SFA	56 64	121	H	Abilene Christian	59 72
												136	A	Lamar University	49 65
												176	A	Texas St.	50 57
												188	A	Rice	36 70
												203	H	Texas Southern	64 61
												209	A	New Orleans	54 75
												242	N	UC Santa Barbara	60 66
												262	A	UTRGV	46 55
												262	H	UTRGV	65 68
												289	H	Northwestern St.	60 51
												293	A	Nicholls St.	54 74
												293	H	Nicholls St.	65 60
												330	A	Southeastern La.	69 53
												330	H	Southeastern La.	77 61
												333	A	Incarinate Word	56 63
												338	A	Sam Houston St.	63 37
												345	A	Houston Baptist	51 56
LAST 12 Division I GAMES:															
333	A	Incarinate Word	56 63	338	A	Sam Houston St.	63 37								
330	A	Southeastern La.	69 53	111	H	Central Ark.	41 49								
345	A	Houston Baptist	51 56	330	H	Southeastern La.	77 61								
121	H	Abilene Christian	59 72	289	H	Northwestern St.	60 51								
293	H	Nicholls St.	65 60	94	A	SFA	56 64								
136	A	Lamar University	49 65	293	A	Nicholls St.	54 74								

Non-Div I Games: Schreiner 73 44 Okla. Panhandle 66 40 Montana Tech 83 50

A&M-Corpus Christi

Loss, Non-Conf, S Site, H Home A Away N Neutral

Average RPI Win:	251	WON-LOST	WINNING	LAST 10	STRENGTH OF	OPP. STRENGTH	TEAM	ADJ.	CONF.	ADJ CONF.
Average RPI Loss:	117	RECORD	PCT. RANK	GAMES	SCHEDULE	OF SCHEDULE	RPI	RPI	RPI	RPI
DIV. I ONLY	13- 8	111	8- 2	154	277	121	121	27	27	
DIV. I NON-CONF.	3- 6	230	0- 0	84	148	186	186	27	27	
TOTALS	RPI 1-25	RPI 26-50	W-L RECORDS	RPI 51-100	RPI 101-150	RPI 150+				
13- 8	0- 2	0- 1	OVERALL	0- 1	2- 1	11- 3				
8- 2	0- 0	0- 0	HOME	0- 1	2- 0	6- 1				
4- 6	0- 2	0- 1	AWAY	0- 0	0- 1	4- 2				
1- 0	0- 0	0- 0	NEUTRAL	0- 0	0- 0	1- 0				
3- 6	0- 2	0- 1	NON-CONFERENCE	0- 0	0- 0	3- 3				
2- 1	0- 0	0- 0	HOME	0- 0	0- 0	2- 1				
0- 5	0- 2	0- 1	AWAY	0- 0	0- 0	0- 2				
1- 0	0- 0	0- 0	NEUTRAL	0- 0	0- 0	1- 0				
10- 2	0- 0	0- 0	CONFERENCE	0- 1	2- 1	8- 0				
6- 1	0- 0	0- 0	HOME	0- 1	2- 0	4- 0				
4- 1	0- 0	0- 0	AWAY	0- 0	0- 1	4- 0				
0- 0	0- 0	0- 0	NEUTRAL	0- 0	0- 0	0- 0				

RPI S	Opponent	Score	RPI S	Opponent	Score	RPI S	Opponent	Score	RPI S	Opponent	Score	Team's RPI: 121
8	A Baylor	34 79	26	A Missouri	46 52	94	H SFA	61 70	111	A Central Ark.	70 80	
16	A Texas A&M	45 71							111	H Central Ark.	83 76	
									136	H Lamar University	77 59	
									157	A UTSA	68 71	
									160	H Omaha	73 66	
									207	A Wichita St.	62 81	
									209	H New Orleans	68 55	
									232	N Murray St.	81 57	
									262	H UTRGV	70 54	
									266	H McNeese	77 65	
									289	H Northwestern St.	79 57	
									293	A Nicholls St.	89 73	
									301	A A&M-Corpus Christi	72 59	
									318	H UMKC	68 71	
									330	A Southeastern La.	82 57	
									333	A Incarnate Word	75 66	
									338	H Sam Houston St.	78 56	
LAST 12 Division I GAMES:												
289	H Northwestern St.	79 57	293	A Nicholls St.	89 73							
111	A Central Ark.	70 80	136	H Lamar University	77 59							
338	H Sam Houston St.	78 56	94	H SFA	61 70							
301	A A&M-Corpus Christi	72 59	111	H Central Ark.	83 76							
266	H McNeese	77 65	209	H New Orleans	68 55							
333	A Incarnate Word	75 66	330	A Southeastern La.	82 57							

Non-Div I Games: Harding 74 62 Sul Ross St. 106 58 Howard Payne 87 52

Abilene Christian

Loss, Non-Conf, S Site, H Home A Away N Neutral

Average RPI Win:	312	WON-LOST	WINNING	LAST 10	STRENGTH OF	OPP. STRENGTH	TEAM	ADJ.	CONF.	ADJ CONF.
Average RPI Loss:	162	RECORD	PCT. RANK	GAMES	SCHEDULE	OF SCHEDULE	RPI	RPI	RPI	RPI
DIV. I ONLY	3- 20	336	1- 9	174	251	314	314	13	13	
DIV. I NON-CONF.	2- 8	288	0- 0	224	339	313	313	15	15	
TOTALS	RPI 1-25	RPI 26-50	W-L RECORDS	RPI 51-100	RPI 101-150	RPI 150+				
3- 20	0- 0	0- 0	OVERALL	0- 5	0- 5	3- 10				
1- 10	0- 0	0- 0	HOME	0- 4	0- 3	1- 3				
2- 10	0- 0	0- 0	AWAY	0- 1	0- 2	2- 7				
0- 0	0- 0	0- 0	NEUTRAL	0- 0	0- 0	0- 0				
2- 8	0- 0	0- 0	NON-CONFERENCE	0- 2	0- 2	2- 4				
1- 4	0- 0	0- 0	HOME	0- 1	0- 2	1- 1				
1- 4	0- 0	0- 0	AWAY	0- 1	0- 0	1- 3				
0- 0	0- 0	0- 0	NEUTRAL	0- 0	0- 0	0- 0				
1- 12	0- 0	0- 0	CONFERENCE	0- 3	0- 3	1- 6				
0- 6	0- 0	0- 0	HOME	0- 3	0- 1	0- 2				
1- 6	0- 0	0- 0	AWAY	0- 0	0- 2	1- 4				
0- 0	0- 0	0- 0	NEUTRAL	0- 0	0- 0	0- 0				

RPI S	Opponent	Score	RPI S	Opponent	Score	RPI S	Opponent	Score	RPI S	Opponent	Score	Team's RPI: 314
						52	H Colorado St.	35 72	102	A Wyoming	41 73	
						82	A Colorado	68 95	102	H Wyoming	54 66	
						84	H UNLV	56 60	114	H Northern Colo.	44 71	
						87	H Boise St.	59 69	126	H Navy	46 64	
						97	H Vanderbilt	49 75	148	A New Mexico	64 81	
									158	A Army West Point	47 75	
									167	A Fresno St.	40 63	
									167	H Fresno St.	56 72	
									190	A Utah St.	62 65	
									192	A San Jose St.	74 86	
									217	H Weber St.	61 76	
									267	A San Diego St.	62 59	
									285	A Eastern Mich.	44 65	
									286	A Nevada	58 65	
									286	H Nevada	51 56	
									306	A Denver	52 65	
									329	H Utah Valley	64 53	
									340	A Fairleigh Dickinson	56 48	
LAST 12 Division I GAMES:												
286	A Nevada	58 65	84	H UNLV	56 60							
87	H Boise St.	59 69	286	H Nevada	51 56							
148	A New Mexico	64 81	192	A San Jose St.	74 86							
102	A Wyoming	41 73	167	A Fresno St.	40 63							
167	H Fresno St.	56 72	52	H Colorado St.	35 72							
267	A San Diego St.	62 59	190	A Utah St.	62 65							

Non-Div I Games:

Air Force

■ Loss,
 ■ Non-Conf,
 ■ S Site,
 ■ H Home
 ■ A Away
 N Neutral

Average RPI Win:	259	WON-LOST	WINNING	LAST 10	STRENGTH OF	OPP. STRENGTH	TEAM	ADJ.	CONF.	ADJ CONF.
Average RPI Loss:	131	RECORD	PCT. RANK	GAMES	SCHEDULE	OF SCHEDULE	RPI	RPI	RPI	RPI
DIV. I ONLY	7- 15	272	2- 8	183	171	228	228	10	10	
DIV. I NON-CONF.	5- 4	143	0- 0	251	222	168	168	11	11	
TOTALS	RPI 1-25	RPI 26-50	W-L RECORDS	RPI 51-100	RPI 101-150	RPI 150+				
7- 15	0- 0	0- 3	OVERALL	1- 3	0- 4	6- 5				
1- 8	0- 0	0- 1	HOME	0- 2	0- 3	1- 2				
6- 6	0- 0	0- 1	AWAY	1- 1	0- 1	5- 3				
0- 1	0- 0	0- 1	NEUTRAL	0- 0	0- 0	0- 0				
5- 4	0- 0	0- 1	NON-CONFERENCE	0- 2	0- 1	5- 0				
0- 2	0- 0	0- 0	HOME	0- 1	0- 1	0- 0				
5- 1	0- 0	0- 0	AWAY	0- 1	0- 0	5- 0				
0- 1	0- 0	0- 1	NEUTRAL	0- 0	0- 0	0- 0				
2- 11	0- 0	0- 2	CONFERENCE	1- 1	0- 3	1- 5				
1- 6	0- 0	0- 1	HOME	0- 1	0- 2	1- 2				
1- 5	0- 0	0- 1	AWAY	1- 0	0- 1	0- 3				
0- 0	0- 0	0- 0	NEUTRAL	0- 0	0- 0	0- 0				

RPI 1-25			RPI 26-50			RPI 51-100			RPI 101+			Team's RPI: 228
RPI	S	Opponent	Score	RPI	S	Opponent	Score	RPI	S	Opponent	Score	
				31	N	Elon	62 65	72	H	Bucknell	47 61	106 H Kent St. 58 72
				41	H	Ohio	69 85	73	A	Penn St.	71 84	117 H Duquesne 57 67
				47	A	Central Mich.	62 89	79	A	Northern Ill.	84 55	144 A Ball St. 70 80
								85	H	Toledo	57 61	144 H Ball St. 63 90
												171 A Western Mich. 60 73
												171 H Western Mich. 57 73
												215 A Miami (OH) 49 54
												245 A Canisius 73 64
												259 A Georgia St. 78 66
												271 A Bowling Green 50 86
												271 H Bowling Green 58 62
												285 H Eastern Mich. 80 62
												302 A Eastern Ky. 63 57
												313 A Youngstown St. 76 74
												328 A Winthrop 80 59
LAST 12 Division I GAMES:												
				85	H	Toledo	57 61	171	H	Western Mich.	57 73	
				106	H	Kent St.	58 72	79	A	Northern Ill.	84 55	
				215	A	Miami (OH)	49 54	144	A	Ball St.	70 80	
				271	A	Bowling Green	50 86	41	H	Ohio	69 85	
				144	H	Ball St.	63 90	271	H	Bowling Green	58 62	
				285	H	Eastern Mich.	80 62	47	A	Central Mich.	62 89	

Non-Div I Games: Ohio Christian 69 52 Malone 63 52

Akron

■ Loss,
 ■ Non-Conf,
 ■ S Site,
 ■ H Home
 ■ A Away
 N Neutral

Alabama

Through Games Of Feb. 15, 2017

Average RPI Win:	220	WON-LOST	WINNING	LAST 10	STRENGTH OF	OPP. STRENGTH	TEAM	ADJ.	CONF.	ADJ CONF.
Average RPI Loss:	45	RECORD	PCT. RANK	GAMES	SCHEDULE	OF SCHEDULE	RPI	RPI	RPI	RPI
DIV. I ONLY	15- 10	114	2- 8	158	71	138	138	2	2	
DIV. I NON-CONF.	12- 1	7	0- 0	341	268	123	123	2	2	
TOTALS	RPI 1-25	RPI 26-50	W-L RECORDS	RPI 51-100	RPI 101-150	RPI 150+				
15- 10	0- 4	2- 3	OVERALL	0- 2	3- 1	10- 0				
11- 5	0- 2	1- 1	HOME	0- 1	2- 1	8- 0				
2- 5	0- 2	1- 2	AWAY	0- 1	1- 0	0- 0				
2- 0	0- 0	0- 0	NEUTRAL	0- 0	0- 0	2- 0				
12- 1	0- 0	1- 1	NON-CONFERENCE	0- 0	1- 0	10- 0				
10- 0	0- 0	1- 0	HOME	0- 0	1- 0	8- 0				
0- 1	0- 0	0- 1	AWAY	0- 0	0- 0	0- 0				
2- 0	0- 0	0- 0	NEUTRAL	0- 0	0- 0	2- 0				
3- 9	0- 4	1- 2	CONFERENCE	0- 2	2- 1	0- 0				
1- 5	0- 2	0- 1	HOME	0- 1	1- 1	0- 0				
2- 4	0- 2	1- 1	AWAY	0- 1	1- 0	0- 0				
0- 0	0- 0	0- 0	NEUTRAL	0- 0	0- 0	0- 0				

RPI	S	Opponent	Score	RPI	S	Opponent	Score	RPI	S	Opponent	Score	RPI	S	Opponent	Score	Team's RPI: 138
3	A	South Carolina	45 93	26	A	Missouri	59 58	61	H	Florida	56 66	112	A	Ole Miss	65 57	
4	H	Mississippi St.	54 67	30	A	LSU	41 48	97	A	Vanderbilt	80 87	112	H	Ole Miss	90 80	
15	H	Kentucky	54 71	37	H	Auburn	55 66					134	H	Arkansas	50 68	
16	A	Texas A&M	48 69	46	H	Georgia Tech	67 65					147	H	Kansas	71 65	
				49	A	Georgetown	59 70					209	H	New Orleans	78 57	
LAST 12 Division I GAMES:																
61	H	Florida	56 66	4	H	Mississippi St.	54 67					237	H	Ga. Southern	66 48	
16	A	Texas A&M	48 69	134	H	Arkansas	50 68					259	H	Georgia St.	80 57	
30	A	LSU	41 48	15	H	Kentucky	54 71					266	N	McNeese	84 63	
37	H	Auburn	55 66	26	A	Missouri	59 58					292	N	UTEP	78 60	
97	A	Vanderbilt	80 87	112	H	Ole Miss	90 80					296	H	Lipscomb	82 35	
112	A	Ole Miss	65 57	3	A	South Carolina	45 93					297	H	Alcorn	93 43	
												305	H	Mississippi Val.	93 44	
												344	H	Florida A&M	81 46	
												349	H	Alabama A&M	97 29	

Non-Div I Games:

Alabama

■ Loss,
 ■ Non-Conf,
 ■ S Site,
 ■ H Home
 ■ A Away
 N Neutral

Average RPI Win:	0	WON-LOST	WINNING	LAST 10	STRENGTH OF	OPP. STRENGTH	TEAM	ADJ.	CONF.	ADJ CONF.
Average RPI Loss:	239	RECORD	PCT. RANK	GAMES	SCHEDULE	OF SCHEDULE	RPI	RPI	RPI	RPI
DIV. I ONLY	0- 19	348	0- 10	324	337	349	349	30	30	
DIV. I NON-CONF.	0- 7	335	0- 0	210	270	343	343	30	30	
TOTALS	RPI 1-25	RPI 26-50	W-L RECORDS	RPI 51-100	RPI 101-150	RPI 150+				
0- 19	0- 0	0- 0	OVERALL	0- 1	0- 2	0- 16				
0- 7	0- 0	0- 0	HOME	0- 0	0- 0	0- 7				
0- 12	0- 0	0- 0	AWAY	0- 0	0- 0	0- 4				
0- 0	0- 0	0- 0	NEUTRAL	0- 0	0- 0	0- 0				
0- 7	0- 0	0- 0	NON-CONFERENCE	0- 1	0- 2	0- 4				
0- 0	0- 0	0- 0	HOME	0- 0	0- 0	0- 0				
0- 7	0- 0	0- 0	AWAY	0- 1	0- 2	0- 4				
0- 0	0- 0	0- 0	NEUTRAL	0- 0	0- 0	0- 0				
0- 12	0- 0	0- 0	CONFERENCE	0- 0	0- 0	0- 12				
0- 7	0- 0	0- 0	HOME	0- 0	0- 0	0- 7				
0- 5	0- 0	0- 0	AWAY	0- 0	0- 0	0- 5				
0- 0	0- 0	0- 0	NEUTRAL	0- 0	0- 0	0- 0				

RPI 1-25			RPI 26-50			RPI 51-100				RPI 101+ Team's RPI: 349							
RPI	S	Opponent	Score	RPI	S	Opponent	Score	RPI	S	Opponent	Score	RPI	S	Opponent	Score		
								81	A	Western Ky.	32	96	110	A	North Carolina	35	80
													138	A	Alabama	29	97
													203	A	Texas Southern	51	60
													219	H	Grambling	53	68
													220	A	Alabama St.	35	62
													220	H	Alabama St.	37	52
													229	H	Southern U.	54	66
													232	A	Murray St.	49	81
													240	A	Samford	37	61
													270	A	Southeast Mo. St.	47	75
													276	A	Ark.-Pine Bluff	57	61
													276	H	Ark.-Pine Bluff	55	65
													279	A	Evansville	54	63
													297	H	Alcorn	57	73
													300	A	Prairie View	47	71
													305	A	Mississippi Val.	58	60
													305	H	Mississippi Val.	52	58
													347	H	Jackson St.	54	64
LAST 12 Division I GAMES:																	
				220	A	Alabama St.	35	62					229	H	Southern U.	54	66
				276	H	Ark.-Pine Bluff	55	65					220	H	Alabama St.	37	52
				305	H	Mississippi Val.	52	58					276	A	Ark.-Pine Bluff	57	61
				203	A	Texas Southern	51	60					305	A	Mississippi Val.	58	60
				300	A	Prairie View	47	71					219	H	Grambling	53	68
				297	H	Alcorn	57	73					347	H	Jackson St.	54	64

Non-Div I Games: Oakwood 68 65 Concordia (AL) 61 58

Alabama A&M

Loss, Non-Conf, S Site, H Home A Away N Neutral

Average RPI Win:	306	WON-LOST	WINNING	LAST 10	STRENGTH OF	OPP. STRENGTH	TEAM	ADJ.	CONF.	ADJ CONF.
Average RPI Loss:	137	RECORD	PCT. RANK	GAMES	SCHEDULE	OF SCHEDULE	RPI	RPI	RPI	RPI
DIV. I ONLY	9- 12	216	8- 2	264	272	220	220	30	30	
DIV. I NON-CONF.	0- 9	335	0- 0	34	17	262	262	30	30	
TOTALS	RPI 1-25	RPI 26-50	W-L RECORDS	RPI 51-100	RPI 101-150	RPI 150+				
9- 12	0- 2	0- 2	OVERALL	0- 0	0- 3	9- 5				
5- 2	0- 0	0- 0	HOME	0- 0	0- 0	5- 2				
4- 10	0- 0	0- 0	AWAY	0- 0	0- 2	4- 1				
0- 0	0- 0	0- 0	NEUTRAL	0- 0	0- 0	0- 0				
0- 9	0- 2	0- 2	NON-CONFERENCE	0- 0	0- 3	0- 2				
0- 0	0- 0	0- 0	HOME	0- 0	0- 0	0- 0				
0- 9	0- 2	0- 2	AWAY	0- 0	0- 3	0- 2				
0- 0	0- 0	0- 0	NEUTRAL	0- 0	0- 0	0- 0				
9- 3	0- 0	0- 0	CONFERENCE	0- 0	0- 0	9- 3				
5- 2	0- 0	0- 0	HOME	0- 0	0- 0	5- 2				
4- 1	0- 0	0- 0	AWAY	0- 0	0- 0	4- 1				
0- 0	0- 0	0- 0	NEUTRAL	0- 0	0- 0	0- 0				

RPI 1-25				RPI 26-50				RPI 51-100				RPI 101+ Team's RPI: 220			
RPI	S	Opponent	Score	RPI	S	Opponent	Score	RPI	S	Opponent	Score	RPI	S	Opponent	Score
4	A	Mississippi St.	47 90	30	A	LSU	40 93					108	A	Troy	66 95
25	A	Ohio St.	61 118	46	A	Georgia Tech	48 70					110	A	North Carolina	54 84
												120	A	Southern Miss.	43 70
												203	A	Texas Southern	48 52
												219	H	Grambling	45 60
												229	H	Southern U.	75 70
												240	A	Samford	49 63
												261	A	Savannah St.	39 54
												276	A	Ark.-Pine Bluff	74 62
												276	H	Ark.-Pine Bluff	51 52
												297	H	Alcorn	72 54
												300	A	Prairie View	75 61
												305	A	Mississippi Val.	79 73
												305	H	Mississippi Val.	71 57
												347	H	Jackson St.	73 64
												349	A	Alabama A&M	52 37
												349	H	Alabama A&M	62 35
LAST 12 Division I GAMES:															
349	H	Alabama A&M	62 35	297	H	Alcorn	72 54								
305	H	Mississippi Val.	71 57	349	A	Alabama A&M	52 37								
276	H	Ark.-Pine Bluff	51 52	305	A	Mississippi Val.	79 73								
300	A	Prairie View	75 61	276	A	Ark.-Pine Bluff	74 62								
203	A	Texas Southern	48 52	347	H	Jackson St.	73 64								
229	H	Southern U.	75 70	219	H	Grambling	45 60								

Non-Div I Games: Mobile

84 45

Alabama St.

■ Loss,
 ■ Non-Conf,
 ■ S Site,
 ■ Home
 ■ A Away
 N Neutral

Average RPI Win: 233	WON-LOST	WINNING	LAST 10	STRENGTH OF	OPP. STRENGTH	TEAM	ADJ.	CONF.	ADJ CONF.
Average RPI Loss: 133	RECORD	PCT. RANK	GAMES	SCHEDULE	OF SCHEDULE	RPI	RPI	RPI	RPI
DIV. I ONLY	14- 11	136	7- 3	188	203	143	143	22	22
DIV. I NON-CONF.	5- 7	205	0- 0	153	136	177	177	22	22
TOTALS	RPI 1-25	RPI 26-50	W-L RECORDS	RPI 51-100	RPI 101-150	RPI 150+			
14- 11	0- 2	0- 0	OVERALL	1- 2	0- 3	13- 4			
10- 1	0- 0	0- 0	HOME	1- 0	0- 0	9- 1			
4- 9	0- 1	0- 0	AWAY	0- 2	0- 3	4- 3			
0- 1	0- 1	0- 0	NEUTRAL	0- 0	0- 0	0- 0			
5- 7	0- 2	0- 0	NON-CONFERENCE	0- 1	0- 2	5- 2			
4- 0	0- 0	0- 0	HOME	0- 0	0- 0	4- 0			
1- 6	0- 1	0- 0	AWAY	0- 1	0- 2	1- 2			
0- 1	0- 1	0- 0	NEUTRAL	0- 0	0- 0	0- 0			
9- 4	0- 0	0- 0	CONFERENCE	1- 1	0- 1	8- 2			
6- 1	0- 0	0- 0	HOME	1- 0	0- 0	5- 1			
3- 3	0- 0	0- 0	AWAY	0- 1	0- 1	3- 1			
0- 0	0- 0	0- 0	NEUTRAL	0- 0	0- 0	0- 0			

RPI 1-25				RPI 26-50				RPI 51-100				RPI 101+ Team's RPI: 143			
RPI	S	Opponent	Score	RPI	S	Opponent	Score	RPI	S	Opponent	Score	RPI	S	Opponent	Score
15	A	Kentucky	46 70					74	A	St. John's (NY)	36 54	127	A	Fordham	82 89
19	N	Miami (FL)	53 77					86	A	New Hampshire	58 71	132	A	Maine	71 84
								86	H	New Hampshire	64 55	138	A	Yale	53 64
												158	H	Army West Point	65 59
												172	H	Fairfield	59 45
												173	H	Hartford	82 71
												194	H	Siena	88 86
												197	A	Binghamton	67 61
												197	H	Binghamton	80 63
												206	A	UMBC	60 63
												206	H	UMBC	56 64
												227	A	St. Bonaventure	59 67
												231	A	Dartmouth	61 69
												244	H	Boston U.	69 54
												272	A	Stony Brook	75 57
												272	H	Stony Brook	64 54
												281	H	Vermont	64 53
												334	A	Wagner	75 50
												343	A	UMass Lowell	79 60
												343	H	UMass Lowell	93 69
LAST 12 Division I GAMES:															
206	A	UMBC	60 63	281	H	Vermont	64 53	132	A	Maine	71 84				
197	H	Binghamton	80 63	197	A	Binghamton	67 61	206	H	UMBC	56 64				
86	H	New Hampshire	64 55	86	A	New Hampshire	58 71	272	H	Stony Brook	64 54				
272	A	Stony Brook	75 57												
343	A	UMass Lowell	79 60												
173	H	Hartford	82 71												

Non-Div I Games: Post 85 61

Albany (NY)

■ Loss,
 ■ Non-Conf,
 ■ S Site,
 ■ Home
 ■ A Away
 N Neutral

Average RPI Win: 307	WON-LOST	WINNING	LAST 10	STRENGTH OF	OPP. STRENGTH	TEAM	ADJ.	CONF.	ADJ CONF.
Average RPI Loss: 179	RECORD	PCT. RANK	GAMES	SCHEDULE	OF SCHEDULE	RPI	RPI	RPI	RPI
DIV. I ONLY	8- 16	259	2- 3	290	326	297	297	30	30
DIV. I NON-CONF.	0- 11	335	0- 1	135	204	327	327	30	30
TOTALS	RPI 1-25	RPI 26-50	W-L RECORDS	RPI 51-100	RPI 101-150	RPI 150+			
8- 16	0- 0	0- 0	OVERALL	0- 1	0- 6	8- 9			
5- 4	0- 0	0- 0	HOME	0- 0	0- 1	5- 3			
3- 11	0- 0	0- 0	AWAY	0- 0	0- 2	3- 2			
0- 1	0- 0	0- 0	NEUTRAL	0- 0	0- 0	0- 1			
0- 11	0- 0	0- 0	NON-CONFERENCE	0- 1	0- 6	0- 4			
0- 2	0- 0	0- 0	HOME	0- 0	0- 1	0- 1			
0- 8	0- 0	0- 0	AWAY	0- 1	0- 5	0- 2			
0- 1	0- 0	0- 0	NEUTRAL	0- 0	0- 0	0- 1			
8- 5	0- 0	0- 0	CONFERENCE	0- 0	0- 0	8- 5			
5- 2	0- 0	0- 0	HOME	0- 0	0- 0	5- 2			
3- 3	0- 0	0- 0	AWAY	0- 0	0- 0	3- 3			
0- 0	0- 0	0- 0	NEUTRAL	0- 0	0- 0	0- 0			

RPI 1-25			RPI 26-50			RPI 51-100			RPI 101+ Team's RPI: 297		
RPI	S	Opponent	Score	RPI	S	Opponent	Score	RPI	S	Opponent	Score
						92 A Texas Tech	37 90	111 A Central Ark.		45 59	
								111 H Central Ark.		57 71	
								116 A Arizona		59 74	
								120 A Southern Miss.		56 99	
								123 A TCU		39 95	
								138 A Alabama		43 93	
								175 A Houston		70 85	
								203 H Texas Southern		53 57	
								219 A Grambling		63 86	
								219 H Grambling		63 67	
								220 A Alabama St.		54 72	
								225 A Grand Canyon		44 77	
								229 H Southern U.		69 63	
								251 H Jacksonville St.		66 70	
								270 N Southeast Mo. St.		50 68	
								276 A Ark.-Pine Bluff		56 61	
								276 H Ark.-Pine Bluff		70 48	
								300 H Prairie View		62 55	
								305 A Mississippi Val.		68 60	
								305 H Mississippi Val.		69 49	
								347 A Jackson St.		70 53	
								347 H Jackson St.		74 51	
								349 A Alabama A&M		73 57	
LAST 12 Division I GAMES:											
270 N		Southeast Mo. St.	50 68	349 A		Alabama A&M	73 57				
276 A		Ark.-Pine Bluff	56 61	220 A		Alabama St.	54 72				
305 A		Mississippi Val.	68 60	276 H		Ark.-Pine Bluff	70 48				
219 H		Grambling	63 67	305 H		Mississippi Val.	69 49				
347 H		Jackson St.	74 51	219 A		Grambling	63 86				
229 H		Southern U.	69 63	347 A		Jackson St.	70 53				

Non-Div I Games:

Alcorn

■ Loss,
 ■ Non-Conf,
 ■ S Site,
 ■ H Home
 ■ A Away
 N Neutral

Average RPI Win:	238	WON-LOST	WINNING	LAST 10	STRENGTH OF	OPP. STRENGTH	TEAM	ADJ.	CONF.	ADJ CONF.
Average RPI Loss:	158	RECORD	PCT. RANK	GAMES	SCHEDULE	OF SCHEDULE	RPI	RPI	RPI	RPI
DIV. I ONLY	12- 13	185	6- 4	196	246	193	193	24	24	
DIV. I NON-CONF.	3- 8	262	0- 0	98	197	218	218	25	25	
TOTALS	RPI 1-25	RPI 26-50	W-L RECORDS	RPI 51-100	RPI 101-150	RPI 150+				
12- 13	0- 0	0- 1	OVERALL	2- 2	0- 3	10- 7				
7- 4	0- 0	0- 0	HOME	2- 0	0- 2	5- 2				
5- 7	0- 0	0- 1	AWAY	0- 2	0- 0	5- 4				
0- 2	0- 0	0- 0	NEUTRAL	0- 0	0- 1	0- 1				
3- 8	0- 0	0- 1	NON-CONFERENCE	1- 1	0- 3	2- 3				
2- 2	0- 0	0- 0	HOME	1- 0	0- 2	1- 0				
1- 4	0- 0	0- 1	AWAY	0- 1	0- 0	1- 2				
0- 2	0- 0	0- 0	NEUTRAL	0- 0	0- 1	0- 1				
9- 5	0- 0	0- 0	CONFERENCE	1- 1	0- 0	8- 4				
5- 2	0- 0	0- 0	HOME	1- 0	0- 0	4- 2				
4- 3	0- 0	0- 0	AWAY	0- 1	0- 0	4- 2				
0- 0	0- 0	0- 0	NEUTRAL	0- 0	0- 0	0- 0				

RPI 1-25				RPI 26-50				RPI 51-100				RPI 101+				Team's RPI: 193	
RPI	S	Opponent	Score	RPI	S	Opponent	Score	RPI	S	Opponent	Score	RPI	S	Opponent	Score		
				29	A	Michigan	33 82	51	H	George Washington	66 61	115	H	Delaware	55 56		
								72	A	Bucknell	67 73	128	H	William & Mary	34 48		
								72	H	Bucknell	59 47	142	N	VCU	62 68		
								73	A	Penn St.	65 70	158	A	Army West Point	51 53		
												158	H	Army West Point	57 68		
												164	A	La Salle	59 63		
												189	A	Hofstra	67 72		
												206	H	UMBC	70 53		
												244	A	Boston U.	62 71		
												244	H	Boston U.	73 62		
												246	A	Loyola Maryland	60 45		
												252	A	Colgate	73 62		
												252	H	Colgate	68 57		
												259	N	Georgia St.	58 59		
												294	A	Lehigh	70 58		
												294	H	Lehigh	68 51		
												313	A	Youngstown St.	77 64		
												315	A	Lafayette	76 52		
												315	H	Lafayette	75 45		
												319	H	Holy Cross	60 61		
LAST 12 Division I GAMES:																	
				315	H	Lafayette	75 45	319	H	Holy Cross	60 61						
				158	H	Army West Point	57 68	315	A	Lafayette	76 52						
				244	A	Boston U.	62 71	158	A	Army West Point	51 53						
				294	A	Lehigh	70 58	244	H	Boston U.	73 62						
				72	H	Bucknell	59 47	294	H	Lehigh	68 51						
				252	A	Colgate	73 62	72	A	Bucknell	67 73						

Non-Div I Games:

American

■ Loss,
 ■ Non-Conf,
 ■ S Site,
 ■ H Home
 ■ A Away
 N Neutral

Average RPI Win:	257	WON-LOST	WINNING	LAST 10	STRENGTH OF	OPP. STRENGTH	TEAM	ADJ.	CONF.	ADJ CONF.
Average RPI Loss:	134	RECORD	PCT. RANK	GAMES	SCHEDULE	OF SCHEDULE	RPI	RPI	RPI	RPI
DIV. I ONLY	10- 14	220	3- 7	166	225	196	196	21	21	
DIV. I NON-CONF.	5- 6	186	0- 0	148	198	169	169	19	19	
TOTALS	RPI 1-25	RPI 26-50	W-L RECORDS	RPI 51-100	RPI 101-150	RPI 150+				
10- 14	0- 2	0- 3	OVERALL	0- 2	0- 1	10- 6				
4- 6	0- 0	0- 1	HOME	0- 1	0- 1	4- 3				
5- 8	0- 2	0- 2	AWAY	0- 1	0- 0	5- 3				
1- 0	0- 0	0- 0	NEUTRAL	0- 0	0- 0	1- 0				
5- 6	0- 2	0- 1	NON-CONFERENCE	0- 0	0- 1	5- 2				
2- 2	0- 0	0- 0	HOME	0- 0	0- 1	2- 1				
2- 4	0- 2	0- 1	AWAY	0- 0	0- 0	2- 1				
1- 0	0- 0	0- 0	NEUTRAL	0- 0	0- 0	1- 0				
5- 8	0- 0	0- 2	CONFERENCE	0- 2	0- 0	5- 4				
2- 4	0- 0	0- 1	HOME	0- 1	0- 0	2- 2				
3- 4	0- 0	0- 1	AWAY	0- 1	0- 0	3- 2				
0- 0	0- 0	0- 0	NEUTRAL	0- 0	0- 0	0- 0				

RPI 1-25				RPI 26-50				RPI 51-100				RPI 101+ Team's RPI: 196			
RPI	S	Opponent	Score	RPI	S	Opponent	Score	RPI	S	Opponent	Score	RPI	S	Opponent	Score
14	A	Tennessee	66 92	44	A	Little Rock	55 67	98	A	UT Arlington	63 74	135	H	Radford	54 57
18	A	DePaul	58 99	44	H	Little Rock	69 77	98	H	UT Arlington	62 73	176	A	Texas St.	66 64
				46	A	Georgia Tech	52 81					176	H	Texas St.	37 53
												187	A	ETSU	71 68
												202	H	Col. of Charleston	62 65
												230	A	Richmond	46 55
												235	H	UNC Asheville	81 51
												237	A	Ga. Southern	50 53
												237	H	Ga. Southern	73 48
												249	A	Liberty	66 57
												259	A	Georgia St.	67 63
												259	H	Georgia St.	55 59
												277	H	N.C. A&T	71 58
												278	A	Coastal Caro.	55 60
												307	N	Gardner-Webb	72 67
												323	A	Arkansas St.	81 72
												323	H	Arkansas St.	76 50
LAST 12 Division I GAMES:															
259	H	Georgia St.	55 59	237	A	Ga. Southern	50 53								
237	H	Ga. Southern	73 48	259	A	Georgia St.	67 63								
323	A	Arkansas St.	81 72	278	A	Coastal Caro.	55 60								
44	A	Little Rock	55 67	44	H	Little Rock	69 77								
98	H	UT Arlington	62 73	323	H	Arkansas St.	76 50								
176	H	Texas St.	37 53	176	A	Texas St.	66 64								

Non-Div I Games:

Appalachian St.

■ Loss,
 ■ Non-Conf, S Site,
 ■ Home
 ■ Away
 N Neutral

Arizona

Through Games Of Feb. 15, 2017

Average RPI Win:	201	WON-LOST	WINNING	LAST 10	STRENGTH OF	OPP. STRENGTH	TEAM	ADJ.	CONF.	ADJ CONF.
Average RPI Loss:	55	RECORD	PCT. RANK	GAMES	SCHEDULE	OF SCHEDULE	RPI	RPI	RPI	RPI
DIV. I ONLY	12- 13	185	2- 8	66	52	116	116	1	1	
DIV. I NON-CONF.	9- 2	37	0- 0	316	296	134	134	1	1	
TOTALS	RPI 1-25	RPI 26-50	W-L RECORDS	RPI 51-100	RPI 101-150	RPI 150+				
12- 13	0- 6	0- 1	OVERALL	3- 4	0- 1	9- 1				
7- 6	0- 3	0- 1	HOME	1- 1	0- 0	6- 1				
5- 7	0- 3	0- 0	AWAY	2- 3	0- 1	3- 0				
0- 0	0- 0	0- 0	NEUTRAL	0- 0	0- 0	0- 0				
9- 2	0- 0	0- 0	NON-CONFERENCE	0- 0	0- 1	9- 1				
6- 1	0- 0	0- 0	HOME	0- 0	0- 0	6- 1				
3- 1	0- 0	0- 0	AWAY	0- 0	0- 1	3- 0				
0- 0	0- 0	0- 0	NEUTRAL	0- 0	0- 0	0- 0				
3- 11	0- 6	0- 1	CONFERENCE	3- 4	0- 0	0- 0				
1- 5	0- 3	0- 1	HOME	1- 1	0- 0	0- 0				
2- 6	0- 3	0- 0	AWAY	2- 3	0- 0	0- 0				
0- 0	0- 0	0- 0	NEUTRAL	0- 0	0- 0	0- 0				

RPI S	Opponent	Score	RPI S	Opponent	Score	RPI S	Opponent	Score	RPI S	Opponent	Score	Team's RPI: 116
7	A Washington	55 91	35	H Oregon	65 79	55	A Utah	81 70	147	A Kansas	51 75	
7	H Washington	73 90				57	A Southern California	54 58	180	A New Mexico St.	74 63	
9	H Oregon St.	57 65				68	A California	60 71	182	A George Mason	81 70	
11	A Stanford	46 73				68	H California	64 74	190	H Utah St.	61 57	
11	H Stanford	55 77				82	A Colorado	56 65	204	H North Texas	58 62	
12	A UCLA	49 69				88	A Washington St.	70 62	219	H Grambling	73 46	
						88	H Washington St.	56 55	234	H San Diego	76 59	
									256	H Portland St.	75 52	
									288	A Southern Utah	77 65	
									297	H Alcorn	74 59	
									331	H Fla. Atlantic	77 67	
LAST 12 Division I GAMES:												
88	A Washington St.	70 62	68	A California	60 71							
7	A Washington	55 91	11	A Stanford	46 73							
9	H Oregon St.	57 65	88	H Washington St.	56 55							
35	H Oregon	65 79	7	H Washington	73 90							
12	A UCLA	49 69	55	A Utah	81 70							
57	A Southern California	54 58	82	A Colorado	56 65							

Non-Div I Games:

Arizona

Loss, Non-Conf, S Site, H Home A Away N Neutral

Average RPI Win:	119	WON-LOST	WINNING	LAST 10	STRENGTH OF	OPP. STRENGTH	TEAM	ADJ.	CONF.	ADJ CONF.
Average RPI Loss:	20	RECORD	PCT. RANK	GAMES	SCHEDULE	OF SCHEDULE	RPI	RPI	RPI	RPI
DIV. I ONLY	16- 9	97	4- 6	13	5	24	24	1	1	
DIV. I NON-CONF.	9- 2	37	0- 0	90	59	32	32	1	1	
TOTALS	RPI 1-25	RPI 26-50	W-L RECORDS	RPI 51-100	RPI 101-150	RPI 150+				
16- 9	1- 7	1- 1	OVERALL	9- 1	1- 0	4- 0				
9- 3	0- 3	1- 0	HOME	3- 0	1- 0	4- 0				
6- 5	1- 3	0- 1	AWAY	5- 1	0- 0	0- 0				
1- 1	0- 1	0- 0	NEUTRAL	1- 0	0- 0	0- 0				
9- 2	1- 1	0- 1	NON-CONFERENCE	3- 0	1- 0	4- 0				
6- 0	0- 0	0- 0	HOME	1- 0	1- 0	4- 0				
2- 1	1- 0	0- 1	AWAY	1- 0	0- 0	0- 0				
1- 1	0- 1	0- 0	NEUTRAL	1- 0	0- 0	0- 0				
7- 7	0- 6	1- 0	CONFERENCE	6- 1	0- 0	0- 0				
3- 3	0- 3	1- 0	HOME	2- 0	0- 0	0- 0				
4- 4	0- 3	0- 0	AWAY	4- 1	0- 0	0- 0				
0- 0	0- 0	0- 0	NEUTRAL	0- 0	0- 0	0- 0				

RPI S	Opponent	Score	RPI S	Opponent	Score	RPI S	Opponent	Score	RPI S	Opponent	Score
7	A Washington	57 70	35	H Oregon	68 63	55	A Utah	66 44	146	H Oral Roberts	79 52
7	H Washington	54 65	43	A Marquette	63 75	57	A Southern California	50 65	192	H San Jose St.	82 37
9	H Oregon St.	45 54				61	H Florida	69 63	244	H Boston U.	71 42
11	A Stanford	56 66				65	A Middle Tenn.	69 48	310	H Illinois St.	76 40
11	H Stanford	57 64				68	A California	54 45	319	H Holy Cross	63 33
12	A UCLA	60 69				68	H California	72 62			
15	A Kentucky	73 71				74	N St. John's (NY)	54 41			
20	N Maryland	42 83				82	A Colorado	71 52			
						88	A Washington St.	61 58			
						88	H Washington St.	68 49			
LAST 12 Division I GAMES:											
7	A Washington	57 70	11	A Stanford	56 66						
88	A Washington St.	61 58	68	A California	54 45						
35	H Oregon	68 63	7	H Washington	54 65						
9	H Oregon St.	45 54	88	H Washington St.	68 49						
57	A Southern California	50 65	82	A Colorado	71 52						
12	A UCLA	60 69	55	A Utah	66 44						

Non-Div I Games:

Arizona St.

Loss, Non-Conf, S Site, H Home A Away N Neutral

Average RPI Win:	293	WON-LOST	WINNING	LAST 10	STRENGTH OF	OPP. STRENGTH	TEAM	ADJ.	CONF.	ADJ CONF.
Average RPI Loss:	187	RECORD	PCT. RANK	GAMES	SCHEDULE	OF SCHEDULE	RPI	RPI	RPI	RPI
DIV. I ONLY	9- 13	227	7- 3	314	320	276	276	30	30	
DIV. I NON-CONF.	1- 8	314	0- 0	119	193	283	283	30	30	
TOTALS	RPI 1-25	RPI 26-50	W-L RECORDS	RPI 51-100	RPI 101-150	RPI 150+				
9- 13	0- 1	0- 1	OVERALL	0- 0	0- 2	9- 9				
5- 3	0- 0	0- 0	HOME	0- 0	0- 0	5- 3				
3- 9	0- 1	0- 1	AWAY	0- 0	0- 2	3- 5				
1- 1	0- 0	0- 0	NEUTRAL	0- 0	0- 0	1- 1				
1- 8	0- 1	0- 1	NON-CONFERENCE	0- 0	0- 2	1- 4				
0- 1	0- 0	0- 0	HOME	0- 0	0- 0	0- 1				
0- 6	0- 1	0- 1	AWAY	0- 0	0- 2	0- 2				
1- 1	0- 0	0- 0	NEUTRAL	0- 0	0- 0	1- 1				
8- 5	0- 0	0- 0	CONFERENCE	0- 0	0- 0	8- 5				
5- 2	0- 0	0- 0	HOME	0- 0	0- 0	5- 2				
3- 3	0- 0	0- 0	AWAY	0- 0	0- 0	3- 3				
0- 0	0- 0	0- 0	NEUTRAL	0- 0	0- 0	0- 0				

RPI 1-25				RPI 26-50				RPI 51-100				RPI 101+ Team's RPI: 276			
RPI	S	Opponent	Score	RPI	S	Opponent	Score	RPI	S	Opponent	Score	RPI	S	Opponent	Score
9	A	Oregon St.	40 73	36	A	South Dakota St.	45 103					141	A	Cincinnati	42 72
												144	A	Ball St.	60 88
												181	A	Xavier	41 62
												185	A	Illinois	58 70
												203	H	Texas Southern	49 45
												210	N	Campbell	31 51
												219	A	Grambling	54 56
												220	A	Alabama St.	52 51
												220	H	Alabama St.	62 74
												229	A	Southern U.	50 67
												229	H	Southern U.	63 59
												253	H	Austin Peay	55 69
												297	A	Alcorn	48 70
												297	H	Alcorn	61 56
												300	H	Prairie View	64 47
												305	H	Mississippi Val.	63 73
												339	N	Morgan St.	53 44
												347	A	Jackson St.	78 71
												349	A	Alabama A&M	65 55
												349	H	Alabama A&M	61 57
LAST 12 Division I GAMES:															
297	H	Alcorn	61 56	300	H	Prairie View	64 47								
229	H	Southern U.	63 59	203	H	Texas Southern	49 45								
349	A	Alabama A&M	65 55	297	A	Alcorn	48 70								
220	A	Alabama St.	52 51	229	A	Southern U.	50 67								
347	A	Jackson St.	78 71	349	H	Alabama A&M	61 57								
219	A	Grambling	54 56	220	H	Alabama St.	62 74								

Non-Div I Games: Philander Smith 88 65 Tougaloo 71 60

Ark.-Pine Bluff

■ Loss,
■ Non-Conf,
■ S Site,
■ Home
■ A Away
N Neutral

Arkansas

Through Games Of Feb. 15, 2017

Average RPI Win:	190	WON-LOST	WINNING	LAST 10	STRENGTH OF	OPP. STRENGTH	TEAM	ADJ.	CONF.	ADJ CONF.
Average RPI Loss:	58	RECORD	PCT. RANK	GAMES	SCHEDULE	OF SCHEDULE	RPI	RPI	RPI	RPI
DIV. I ONLY	13- 12	163	2- 8	92	66	134	134	2	2	
DIV. I NON-CONF.	11- 2	23	0- 0	282	214	102	102	2	2	
TOTALS	RPI 1-25	RPI 26-50	W-L RECORDS	RPI 51-100	RPI 101-150	RPI 150+				
13- 12	0- 3	0- 4	OVERALL	3- 2	4- 3	6- 0				
9- 6	0- 2	0- 2	HOME	3- 1	1- 1	5- 0				
2- 6	0- 1	0- 2	AWAY	0- 1	1- 2	1- 0				
2- 0	0- 0	0- 0	NEUTRAL	0- 0	2- 0	0- 0				
11- 2	0- 0	0- 0	NON-CONFERENCE	2- 0	3- 2	6- 0				
8- 1	0- 0	0- 0	HOME	2- 0	1- 1	5- 0				
1- 1	0- 0	0- 0	AWAY	0- 0	0- 1	1- 0				
2- 0	0- 0	0- 0	NEUTRAL	0- 0	2- 0	0- 0				
2- 10	0- 3	0- 4	CONFERENCE	1- 2	1- 1	0- 0				
1- 5	0- 2	0- 2	HOME	1- 1	0- 0	0- 0				
1- 5	0- 1	0- 2	AWAY	0- 1	1- 1	0- 0				
0- 0	0- 0	0- 0	NEUTRAL	0- 0	0- 0	0- 0				

RPI 1-25				RPI 26-50				RPI 51-100				RPI 101+ Team's RPI: 134			
RPI	S	Opponent	Score	RPI	S	Opponent	Score	RPI	S	Opponent	Score	RPI	S	Opponent	Score
3	H	South Carolina	49 79	26	A	Missouri	56 67	61	A	Florida	53 57	112	A	Ole Miss	64 73
4	H	Mississippi St.	51 59	26	H	Missouri	46 60	63	H	South Dakota	70 67	119	H	Stetson	79 62
16	A	Texas A&M	65 90	30	A	LSU	46 53	92	H	Texas Tech	66 60	126	N	Navy	70 67
				30	H	LSU	52 53	95	H	Georgia	66 69	138	A	Alabama	68 50
								97	H	Vanderbilt	59 56	140	N	Memphis	91 61
												146	H	Oral Roberts	60 70
												150	A	Missouri St.	62 64
												154	A	Tulsa	57 50
												238	H	Butler	68 50
												289	H	Northwestern St.	65 36
												332	H	La.-Monroe	92 46
												338	H	Sam Houston St.	71 39
												345	H	Houston Baptist	101 40
LAST 12 Division I GAMES:															
26	A	Missouri	56 67	97	H	Vanderbilt	59 56	138	A	Alabama	68 50				
61	A	Florida	53 57	16	A	Texas A&M	65 90	30	H	LSU	52 53				
3	H	South Carolina	49 79	4	H	Mississippi St.	51 59	112	A	Ole Miss	64 73				
95	H	Georgia	66 69												
30	A	LSU	46 53												
26	H	Missouri	46 60												

Non-Div I Games:

Arkansas

■ Loss,
 ■ Non-Conf,
 ■ S Site,
 ■ H Home
 ■ A Away
 N Neutral

Average RPI Win: 254	WON-LOST	WINNING	LAST 10	STRENGTH OF	OPP. STRENGTH	TEAM	ADJ.	CONF.	ADJ CONF.
Average RPI Loss: 166	RECORD	PCT. RANK	GAMES	SCHEDULE	OF SCHEDULE	RPI	RPI	RPI	RPI
DIV. I ONLY	5- 20	317	2- 8	275	151	323	323	21	21
DIV. I NON-CONF.	2- 10	305	0- 0	264	63	315	315	19	19
TOTALS	RPI 1-25	RPI 26-50	W-L RECORDS	RPI 51-100	RPI 101-150	RPI 150+			
5- 20	0- 0	0- 2	OVERALL	0- 5	0- 1	5- 12			
4- 5	0- 0	0- 1	HOME	0- 1	0- 1	4- 2			
0- 13	0- 0	0- 1	AWAY	0- 3	0- 0	0- 9			
1- 2	0- 0	0- 0	NEUTRAL	0- 1	0- 0	1- 1			
2- 10	0- 0	0- 1	NON-CONFERENCE	0- 4	0- 0	2- 5			
1- 2	0- 0	0- 1	HOME	0- 1	0- 0	1- 0			
0- 6	0- 0	0- 0	AWAY	0- 2	0- 0	0- 4			
1- 2	0- 0	0- 0	NEUTRAL	0- 1	0- 0	1- 1			
3- 10	0- 0	0- 1	CONFERENCE	0- 1	0- 1	3- 7			
3- 3	0- 0	0- 0	HOME	0- 0	0- 1	3- 2			
0- 7	0- 0	0- 1	AWAY	0- 1	0- 0	0- 5			
0- 0	0- 0	0- 0	NEUTRAL	0- 0	0- 0	0- 0			

RPI 1-25				RPI 26-50				RPI 51-100				RPI 101+				Team's RPI: 323	
RPI	S	Opponent	Score	RPI	S	Opponent	Score	RPI	S	Opponent	Score	RPI	S	Opponent	Score		
33	H	South Fla.	59 78	61	H	Florida	60 71	108	H	Troy	75 83						
44	A	Little Rock	59 73	68	N	California	55 80	154	H	Tulsa	83 80						
				75	A	Oklahoma St.	34 76	161	A	Louisiana	60 72						
				77	A	Iowa St.	53 105	161	H	Louisiana	72 80						
				98	A	UT Arlington	58 69	176	A	Texas St.	43 63						
								196	A	Appalachian St.	50 76						
								196	H	Appalachian St.	72 81						
								207	A	Wichita St.	51 69						
								233	H	South Ala.	56 53						
								247	A	UT Martin	63 68						
								253	A	Austin Peay	55 62						
								268	A	Tennessee St.	66 76						
								274	N	Kennesaw St.	70 67						
								278	A	Coastal Caro.	55 57						
								278	H	Coastal Caro.	60 52						
								284	N	Northern Ky.	78 83						
								332	A	La.-Monroe	51 59						
								332	H	La.-Monroe	71 56						
LAST 12 Division I GAMES:																	
98	A	UT Arlington	58 69	108	H	Troy	75 83										
176	A	Texas St.	43 63	233	H	South Ala.	56 53										
196	H	Appalachian St.	72 81	44	A	Little Rock	59 73										
278	H	Coastal Caro.	60 52	278	A	Coastal Caro.	55 57										
332	A	La.-Monroe	51 59	196	A	Appalachian St.	50 76										
161	A	Louisiana	60 72	161	H	Louisiana	72 80										

Non-Div I Games:

Arkansas St.

■ Loss,
 ■ Non-Conf,
 ■ S Site,
 ■ Home
 ■ A Away
 N Neutral

Average RPI Win:	268	WON-LOST	WINNING	LAST 10	STRENGTH OF	OPP. STRENGTH	TEAM	ADJ.	CONF.	ADJ CONF.
Average RPI Loss:	120	RECORD	PCT. RANK	GAMES	SCHEDULE	OF SCHEDULE	RPI	RPI	RPI	RPI
DIV. I ONLY	18- 6	43	8- 2	331	231	158	158	24	24	
DIV. I NON-CONF.	8- 2	49	0- 0	340	240	150	150	25	25	
TOTALS	RPI 1-25	RPI 26-50	W-L RECORDS	RPI 51-100	RPI 101-150	RPI 150+				
18- 6	0- 0	0- 0	OVERALL	0- 3	2- 2	16- 1				
10- 2	0- 0	0- 0	HOME	0- 1	1- 1	9- 0				
8- 4	0- 0	0- 0	AWAY	0- 2	1- 1	7- 1				
0- 0	0- 0	0- 0	NEUTRAL	0- 0	0- 0	0- 0				
8- 2	0- 0	0- 0	NON-CONFERENCE	0- 1	2- 1	6- 0				
5- 0	0- 0	0- 0	HOME	0- 0	1- 0	4- 0				
3- 2	0- 0	0- 0	AWAY	0- 1	1- 1	2- 0				
0- 0	0- 0	0- 0	NEUTRAL	0- 0	0- 0	0- 0				
10- 4	0- 0	0- 0	CONFERENCE	0- 2	0- 1	10- 1				
5- 2	0- 0	0- 0	HOME	0- 1	0- 1	5- 0				
5- 2	0- 0	0- 0	AWAY	0- 1	0- 0	5- 1				
0- 0	0- 0	0- 0	NEUTRAL	0- 0	0- 0	0- 0				

RPI S	Opponent	Score	RPI S	Opponent	Score	RPI S	Opponent	Score	RPI S	Opponent	Score	Team's RPI: 158
59	A Minnesota	52 70				115	A Delaware	61 47				
72	A Bucknell	62 68				126	H Navy	58 63				
72	H Bucknell	56 60				138	H Yale	59 55				
						143	A Albany (NY)	59 65				
						193	A American	68 57				
						193	H American	53 51				
						231	A Dartmouth	68 60				
						246	A Loyola Maryland	62 71				
						246	H Loyola Maryland	67 48				
						252	A Colgate	76 69				
						252	H Colgate	57 47				
						294	A Lehigh	75 71				
						314	H Air Force	75 47				
						315	A Lafayette	63 55				
						315	H Lafayette	76 73				
						319	A Holy Cross	67 59				
						319	H Holy Cross	60 41				
						322	H St. Francis Brooklyn	69 46				
						334	H Wagner	85 40				
						337	A LIU Brooklyn	68 47				
						340	H Fairleigh Dickinson	86 58				
LAST 12 Division I GAMES:												
319	H Holy Cross	60 41	126	H Navy	58 63							
193	A American	68 57	319	A Holy Cross	67 59							
252	H Colgate	57 47	193	H American	53 51							
246	H Loyola Maryland	67 48	252	A Colgate	76 69							
315	A Lafayette	63 55	246	A Loyola Maryland	62 71							
72	A Bucknell	62 68	315	H Lafayette	76 73							

Non-Div I Games: Mercy 90 48

Army West Point

Loss, Non-Conf, S Site, H Home A Away N Neutral

Average RPI Win:	129	WON-LOST	WINNING	LAST 10	STRENGTH OF	OPP. STRENGTH	TEAM	ADJ.	CONF.	ADJ CONF.
Average RPI Loss:	30	RECORD	PCT. RANK	GAMES	SCHEDULE	OF SCHEDULE	RPI	RPI	RPI	RPI
DIV. I ONLY	15- 11	129	4- 6	7	27	37	37	2	2	
DIV. I NON-CONF.	10- 4	80	0- 0	31	83	33	33	2	2	
TOTALS	RPI 1-25	RPI 26-50	W-L RECORDS	RPI 51-100	RPI 101-150	RPI 150+				
15- 11	1- 6	2- 3	OVERALL	3- 2	5- 0	4- 0				
6- 5	1- 3	1- 0	HOME	1- 2	2- 0	1- 0				
6- 5	0- 3	0- 2	AWAY	2- 0	2- 0	2- 0				
3- 1	0- 0	1- 1	NEUTRAL	0- 0	1- 0	1- 0				
10- 4	0- 1	2- 2	NON-CONFERENCE	1- 1	3- 0	4- 0				
4- 1	0- 0	1- 0	HOME	1- 1	1- 0	1- 0				
3- 2	0- 1	0- 1	AWAY	0- 0	1- 0	2- 0				
3- 1	0- 0	1- 1	NEUTRAL	0- 0	1- 0	1- 0				
5- 7	1- 5	0- 1	CONFERENCE	2- 1	2- 0	0- 0				
2- 4	1- 3	0- 0	HOME	0- 1	1- 0	0- 0				
3- 3	0- 2	0- 1	AWAY	2- 0	1- 0	0- 0				
0- 0	0- 0	0- 0	NEUTRAL	0- 0	0- 0	0- 0				

RPI S	Opponent	Score	RPI S	Opponent	Score	Team's RPI: 37	RPI S	Opponent	Score	RPI S	Opponent	Score
3	A South Carolina	41 60	26	A Missouri	53 68		60	H Virginia Tech	87 92	108	H Troy	61 52
3	H South Carolina	47 73	38	N Drake	85 80		61	A Florida	82 75	112	H Ole Miss	83 60
4	H Mississippi St.	47 77	40	A Tulane	59 61		90	H Jacksonville	53 41	138	A Alabama	66 55
14	H Tennessee	79 61	42	H Indiana	71 67		95	H Georgia	51 57	144	N Ball St.	54 40
15	H Kentucky	60 64	50	N West Virginia	52 56		97	A Vanderbilt	64 59	149	A East Carolina	61 52
16	A Texas A&M	61 66								155	A Louisiana Tech	76 66
22	A Kansas St.	66 71								243	N Marist	52 51
										261	H Savannah St.	75 46
										277	A N.C. A&T	68 36
LAST 12 Division I GAMES:												
95	H Georgia	51 57	15	H Kentucky	60 64							
3	A South Carolina	41 60	14	H Tennessee	79 61							
16	A Texas A&M	61 66	97	A Vanderbilt	64 59							
4	H Mississippi St.	47 77	112	H Ole Miss	83 60							
138	A Alabama	66 55	3	H South Carolina	47 73							
26	A Missouri	53 68	61	A Florida	82 75							

Non-Div I Games:

Auburn

■ Loss,
 ■ Non-Conf, S Site,
 ■ Home
 ■ Away
 N Neutral

Average RPI Win:	262	WON-LOST	WINNING	LAST 10	STRENGTH OF	OPP. STRENGTH	TEAM	ADJ.	CONF.	ADJ CONF.
Average RPI Loss:	186	RECORD	PCT. RANK	GAMES	SCHEDULE	OF SCHEDULE	RPI	RPI	RPI	RPI
DIV. I ONLY	10- 14	220	5- 5	262	273	253	253	26	26	
DIV. I NON-CONF.	4- 7	224	0- 0	258	226	270	270	26	26	
TOTALS	RPI 1-25	RPI 26-50	W-L RECORDS	RPI 51-100	RPI 101-150	RPI 150+				
10- 14	0- 0	0- 0	OVERALL	0- 3	0- 2	10- 9				
7- 4	0- 0	0- 0	HOME	0- 2	0- 0	7- 2				
3- 9	0- 0	0- 0	AWAY	0- 1	0- 2	3- 6				
0- 1	0- 0	0- 0	NEUTRAL	0- 0	0- 0	0- 1				
4- 7	0- 0	0- 0	NON-CONFERENCE	0- 2	0- 2	4- 3				
3- 2	0- 0	0- 0	HOME	0- 1	0- 0	3- 1				
1- 4	0- 0	0- 0	AWAY	0- 1	0- 2	1- 1				
0- 1	0- 0	0- 0	NEUTRAL	0- 0	0- 0	0- 1				
6- 7	0- 0	0- 0	CONFERENCE	0- 1	0- 0	6- 6				
4- 2	0- 0	0- 0	HOME	0- 1	0- 0	4- 1				
2- 5	0- 0	0- 0	AWAY	0- 0	0- 0	2- 5				
0- 0	0- 0	0- 0	NEUTRAL	0- 0	0- 0	0- 0				

RPI 1-25				RPI 26-50				RPI 51-100				RPI 101+				Team's RPI: 253	
RPI	S	Opponent	Score	RPI	S	Opponent	Score	RPI	S	Opponent	Score	RPI	S	Opponent	Score		
								65	A	Middle Tenn.	51	82	112	A	Ole Miss	38	66
								75	H	Belmont	71	80	113	A	UCF	43	61
								81	H	Western Ky.	65	85	187	H	ETSU	77	74
													191	H	Morehead St.	71	81
													215	H	Miami (OH)	58	73
													216	A	SIUE	69	76
													216	H	SIUE	85	62
													227	N	St. Bonaventure	57	58
													232	A	Murray St.	62	67
													232	H	Murray St.	75	63
													247	A	UT Martin	80	83
													251	A	Jacksonville St.	45	65
													260	A	Tennessee Tech	87	84
													268	H	Tennessee St.	79	63
													270	H	Southeast Mo. St.	84	74
													274	H	Kennesaw St.	68	49
													276	A	Ark.-Pine Bluff	69	55
													279	A	Evansville	54	68
													302	A	Eastern Ky.	71	80
													312	A	Eastern Ill.	69	59
													323	H	Arkansas St.	62	55
LAST 12 Division I GAMES:																	
216	A	SIUE	69	76	232	H	Murray St.	75	63								
232	A	Murray St.	62	67	312	A	Eastern Ill.	69	59								
268	H	Tennessee St.	79	63	216	H	SIUE	85	62								
302	A	Eastern Ky.	71	80	251	A	Jacksonville St.	45	65								
270	H	Southeast Mo. St.	84	74	260	A	Tennessee Tech	87	84								
247	A	UT Martin	80	83	75	H	Belmont	71	80								

Non-Div I Games: Trevecca Nazarene 69 51 Christian Bros. 76 57

Austin Peay

■ Loss,
 ■ Non-Conf,
 ■ S Site,
 ■ Home
 ■ A Away
 N Neutral

Average RPI Win:	202	WON-LOST	WINNING	LAST 10	STRENGTH OF	OPP. STRENGTH	TEAM	ADJ.	CONF.	ADJ CONF.
Average RPI Loss:	85	RECORD	PCT. RANK	GAMES	SCHEDULE	OF SCHEDULE	RPI	RPI	RPI	RPI
DIV. I ONLY	16- 9	97	7- 3	148	92	93	93	14	14	
DIV. I NON-CONF.	6- 5	148	0- 0	47	20	76	76	13	13	
TOTALS	RPI 1-25	RPI 26-50	W-L RECORDS	RPI 51-100	RPI 101-150	RPI 150+				
16- 9	0- 3	0- 0	OVERALL	2- 3	1- 0	13- 3				
8- 2	0- 2	0- 0	HOME	0- 0	1- 0	7- 0				
5- 6	0- 0	0- 0	AWAY	0- 3	0- 0	5- 3				
3- 1	0- 1	0- 0	NEUTRAL	2- 0	0- 0	1- 0				
6- 5	0- 3	0- 0	NON-CONFERENCE	2- 2	0- 0	4- 0				
1- 2	0- 2	0- 0	HOME	0- 0	0- 0	1- 0				
2- 2	0- 0	0- 0	AWAY	0- 2	0- 0	2- 0				
3- 1	0- 1	0- 0	NEUTRAL	2- 0	0- 0	1- 0				
10- 4	0- 0	0- 0	CONFERENCE	0- 1	1- 0	9- 3				
7- 0	0- 0	0- 0	HOME	0- 0	1- 0	6- 0				
3- 4	0- 0	0- 0	AWAY	0- 1	0- 0	3- 3				
0- 0	0- 0	0- 0	NEUTRAL	0- 0	0- 0	0- 0				

RPI 1-25				RPI 26-50				RPI 51-100 Team's RPI: 93				RPI 101+			
RPI	S	Opponent	Score	RPI	S	Opponent	Score	RPI	S	Opponent	Score	RPI	S	Opponent	Score
7	H	Washington	70 82					55	A	Utah	60 77	122	H	St. Mary's (CA)	70 65
9	N	Oregon St.	56 65					64	A	Gonzaga	52 87	152	A	Santa Clara	63 64
17	H	Oklahoma	61 68					84	N	UNLV	63 54	152	H	Santa Clara	72 66
								95	A	Georgia	51 81	154	N	Tulsa	71 56
								100	N	Saint Joseph's	71 56	156	A	San Francisco	63 70
												156	H	San Francisco	73 61
												190	A	Utah St.	60 40
												212	A	Loyola Marymount	74 77
												212	H	Loyola Marymount	76 59
												217	H	Weber St.	73 64
												218	A	Pacific	68 55
												218	H	Pacific	68 50
												234	H	San Diego	81 63
												269	A	Portland	77 38
												290	A	Pepperdine	73 47
												290	H	Pepperdine	88 49
												329	A	Utah Valley	68 50
LAST 12 Division I GAMES:															
156	H	San Francisco	73 61	218	H	Pacific	68 50								
290	H	Pepperdine	88 49	290	A	Pepperdine	73 47								
269	A	Portland	77 38	234	H	San Diego	81 63								
64	A	Gonzaga	52 87	156	A	San Francisco	63 70								
212	A	Loyola Marymount	74 77	218	A	Pacific	68 55								
152	H	Santa Clara	72 66	122	H	St. Mary's (CA)	70 65								

Non-Div I Games:

BYU

■ Loss,
 ■ Non-Conf,
 ■ S Site,
 ■ H Home
 ■ A Away
 N Neutral

Average RPI Win: 219		WON-LOST	WINNING	LAST 10	STRENGTH OF	OPP. STRENGTH	TEAM	ADJ.	CONF.	ADJ CONF.
Average RPI Loss: 104		RECORD	PCT. RANK	GAMES	SCHEDULE	OF SCHEDULE	RPI	RPI	RPI	RPI
DIV. I ONLY		16- 8	85	7- 3	253	105	144	144	10	10
DIV. I NON-CONF.		6- 5	148	0- 0	331	85	244	244	11	11
TOTALS		RPI 1-25	RPI 26-50	W-L RECORDS	RPI 51-100	RPI 101-150	RPI 150+			
16- 8	0- 0		0- 3	OVERALL	2- 3	1- 1	13- 1			
8- 4	0- 0		0- 1	HOME	0- 2	1- 0	7- 1			
7- 2	0- 0		0- 1	AWAY	2- 1	0- 0	5- 0			
1- 2	0- 0		0- 1	NEUTRAL	0- 0	0- 1	1- 0			
6- 5	0- 0		0- 1	NON-CONFERENCE	0- 2	0- 1	6- 1			
3- 2	0- 0		0- 0	HOME	0- 1	0- 0	3- 1			
2- 1	0- 0		0- 0	AWAY	0- 1	0- 0	2- 0			
1- 2	0- 0		0- 1	NEUTRAL	0- 0	0- 1	1- 0			
10- 3	0- 0		0- 2	CONFERENCE	2- 1	1- 0	7- 0			
5- 2	0- 0		0- 1	HOME	0- 1	1- 0	4- 0			
5- 1	0- 0		0- 1	AWAY	2- 0	0- 0	3- 0			
0- 0	0- 0		0- 0	NEUTRAL	0- 0	0- 0	0- 0			

RPI 1-25				RPI 26-50				RPI 51-100				RPI 101+				Team's RPI: 144	
RPI	S	Opponent	Score	RPI	S	Opponent	Score	RPI	S	Opponent	Score	RPI	S	Opponent	Score		
				37	N	Auburn	40 54	78	A	Buffalo	89 75	106	H	Kent St.	71 47		
				41	H	Ohio	68 72	79	H	Northern Ill.	96 101	149	N	East Carolina	69 82		
				47	A	Central Mich.	92 101	81	A	Western Ky.	61 68	163	A	Oakland	66 59		
								85	A	Toledo	51 45	171	H	Western Mich.	61 56		
								99	H	Purdue	42 58	215	A	Miami (OH)	81 60		
												228	A	Akron	90 63		
												228	H	Akron	80 70		
												238	A	Butler	74 50		
												271	A	Bowling Green	75 53		
												271	H	Bowling Green	91 70		
												276	H	Ark.-Pine Bluff	88 60		
												277	N	N.C. A&T	76 57		
												279	H	Evansville	84 49		
												285	H	Eastern Mich.	78 49		
												296	H	Lipscomb	74 78		
												335	H	Chicago St.	88 53		
LAST 12 Division I GAMES:																	
				41	H	Ohio	68 72	271	A	Bowling Green	75 53						
				271	H	Bowling Green	91 70	285	H	Eastern Mich.	78 49						
				215	A	Miami (OH)	81 60	228	H	Akron	80 70						
				228	A	Akron	90 63	47	A	Central Mich.	92 101						
				79	H	Northern Ill.	96 101	171	H	Western Mich.	61 56						
				78	A	Buffalo	89 75	106	H	Kent St.	71 47						

Non-Div I Games:	Urbana	93	49
------------------	--------	----	----

Ball St.

Loss, Non-Conf, S Site, H Home A Away N Neutral

Average RPI Win:	117	WON-LOST	WINNING	LAST 10	STRENGTH OF	OPP. STRENGTH	TEAM	ADJ.	CONF.	ADJ CONF.
Average RPI Loss:	3	RECORD	PCT. RANK	GAMES	SCHEDULE	OF SCHEDULE	RPI	RPI	RPI	RPI
DIV. I ONLY	24- 2	4	9- 1	42	9	8	8	4	4	
DIV. I NON-CONF.	11- 1	12	0- 0	83	44	8	8	3	3	
TOTALS	RPI 1-25	RPI 26-50	W-L RECORDS	RPI 51-100	RPI 101-150	RPI 150+				
24- 2	7- 2	2- 0	OVERALL	4- 0	6- 0	5- 0				
13- 1	3- 1	1- 0	HOME	1- 0	3- 0	5- 0				
8- 1	2- 1	1- 0	AWAY	3- 0	2- 0	0- 0				
3- 0	2- 0	0- 0	NEUTRAL	0- 0	1- 0	0- 0				
11- 1	4- 1	0- 0	NON-CONFERENCE	0- 0	2- 0	5- 0				
7- 0	1- 0	0- 0	HOME	0- 0	1- 0	5- 0				
1- 1	1- 1	0- 0	AWAY	0- 0	0- 0	0- 0				
3- 0	2- 0	0- 0	NEUTRAL	0- 0	1- 0	0- 0				
13- 1	3- 1	2- 0	CONFERENCE	4- 0	4- 0	0- 0				
6- 1	2- 1	1- 0	HOME	1- 0	2- 0	0- 0				
7- 0	1- 0	1- 0	AWAY	3- 0	2- 0	0- 0				
0- 0	0- 0	0- 0	NEUTRAL	0- 0	0- 0	0- 0				

RPI	S	Opponent	Score	RPI	S	Opponent	Score	RPI	S	Opponent	Score	RPI	S	Opponent	Score
1	A	UConn	61 72	50	A	West Virginia	91 56	75	A	Oklahoma St.	86 50	106	N	Kent St.	84 42
5	H	Texas	79 85	50	H	West Virginia	79 73	77	A	Iowa St.	83 52	121	H	Abilene Christian	79 34
12	H	UCLA	84 70					77	H	Iowa St.	68 42	123	A	TCU	91 73
14	A	Tennessee	88 66					92	A	Texas Tech	79 61	123	H	TCU	77 54
17	H	Oklahoma	92 58									147	A	Kansas	92 43
18	N	DePaul	104 72									147	H	Kansas	90 43
22	A	Kansas St.	91 49									176	H	Texas St.	90 24
22	H	Kansas St.	87 57									305	H	Mississippi Val.	101 36
25	N	Ohio St.	85 68									328	H	Winthrop	140 32
												330	H	Southeastern La.	109 38
												345	H	Houston Baptist	118 43
LAST 12 Division I GAMES:															
123	A	TCU	91 73	50	H	West Virginia	79 73								
5	H	Texas	79 85	77	H	Iowa St.	68 42								
92	A	Texas Tech	79 61	147	A	Kansas	92 43								
77	A	Iowa St.	83 52	123	H	TCU	77 54								
17	H	Oklahoma	92 58	75	A	Oklahoma St.	86 50								
22	A	Kansas St.	91 49	50	A	West Virginia	91 56								

Non-Div I Games:

Baylor

■ Loss,
 ■ Non-Conf, S Site,
 ■ Home
 ■ Away
 N Neutral

Belmont

Through Games Of Feb. 15, 2017

Average RPI Win:	245	WON-LOST	WINNING	LAST 10	STRENGTH OF	OPP. STRENGTH	TEAM	ADJ.	CONF.	ADJ CONF.
Average RPI Loss:	76	RECORD	PCT. RANK	GAMES	SCHEDULE	OF SCHEDULE	RPI	RPI	RPI	RPI
DIV. I ONLY	21- 5	20	10- 0	231	230	75	75	26	26	
DIV. I NON-CONF.	7- 5	137	0- 0	151	99	94	94	26	26	
TOTALS	RPI 1-25	RPI 26-50	W-L RECORDS	RPI 51-100	RPI 101-150	RPI 150+				
21- 5	0- 1	0- 1	OVERALL	1- 1	0- 1	20- 1				
8- 1	0- 0	0- 1	HOME	1- 0	0- 0	7- 0				
13- 3	0- 1	0- 0	AWAY	0- 1	0- 1	13- 0				
0- 1	0- 0	0- 0	NEUTRAL	0- 0	0- 0	0- 1				
7- 5	0- 1	0- 1	NON-CONFERENCE	1- 1	0- 1	6- 1				
2- 1	0- 0	0- 1	HOME	1- 0	0- 0	1- 0				
5- 3	0- 1	0- 0	AWAY	0- 1	0- 1	5- 0				
0- 1	0- 0	0- 0	NEUTRAL	0- 0	0- 0	0- 1				
14- 0	0- 0	0- 0	CONFERENCE	0- 0	0- 0	14- 0				
6- 0	0- 0	0- 0	HOME	0- 0	0- 0	6- 0				
8- 0	0- 0	0- 0	AWAY	0- 0	0- 0	8- 0				
0- 0	0- 0	0- 0	NEUTRAL	0- 0	0- 0	0- 0				

RPI S	Opponent	Score	RPI S	Opponent	Score	RPI S	Opponent	Score	RPI S	Opponent	Score
13	A Louisville	50 73	34	H Green Bay	53 62	59	A Minnesota	74 75	108	A Troy	74 91
						62	H IUPUI	78 72	167	N Fresno St.	53 62
									183	A UAB	72 58
									191	A Morehead St.	91 59
									212	A Loyola Marymount	79 72
									216	H SIUE	94 67
									222	A Presbyterian	83 58
									232	A Murray St.	87 69
									240	A Samford	73 54
									247	H UT Martin	71 66
									251	A Jacksonville St.	54 53
									251	H Jacksonville St.	61 52
									253	A Austin Peay	80 71
									260	A Tennessee Tech	85 66
									260	H Tennessee Tech	89 75
									268	A Tennessee St.	70 60
									270	H Southeast Mo. St.	89 77
									296	H Lipscomb	100 62
									302	A Eastern Ky.	73 67
									302	H Eastern Ky.	74 58
									312	A Eastern Ill.	77 58
									324	A Fort Wayne	85 59
LAST 12 Division I GAMES:											
302	A Eastern Ky.	73 67	260	H Tennessee Tech	89 75						
260	A Tennessee Tech	85 66	251	A Jacksonville St.	54 53						
251	H Jacksonville St.	61 52	191	A Morehead St.	91 59						
232	A Murray St.	87 69	302	H Eastern Ky.	74 58						
216	H SIUE	94 67	270	H Southeast Mo. St.	89 77						
268	A Tennessee St.	70 60	247	H UT Martin	71 66						

Non-Div I Games: Trevecca Nazarene 87 56

Belmont

Loss, Non-Conf, S Site, H Home A Away N Neutral

Average RPI Win:	290	WON-LOST	WINNING	LAST 10	STRENGTH OF	OPP. STRENGTH	TEAM	ADJ.	CONF.	ADJ CONF.
Average RPI Loss:	201	RECORD	PCT. RANK	GAMES	SCHEDULE	OF SCHEDULE	RPI	RPI	RPI	RPI
DIV. I ONLY	12- 9	131	9- 1	338	328	221	221	32	32	
DIV. I NON-CONF.	2- 8	288	0- 1	260	283	310	310	31	31	
TOTALS	RPI 1-25	RPI 26-50	W-L RECORDS	RPI 51-100	RPI 101-150	RPI 150+				
12- 9	0- 0	0- 0	OVERALL	0- 1	0- 3	12- 5				
5- 1	0- 0	0- 0	HOME	0- 0	0- 0	5- 1				
6- 7	0- 0	0- 0	AWAY	0- 1	0- 3	6- 3				
1- 1	0- 0	0- 0	NEUTRAL	0- 0	0- 0	1- 1				
2- 8	0- 0	0- 0	NON-CONFERENCE	0- 1	0- 3	2- 4				
1- 0	0- 0	0- 0	HOME	0- 0	0- 0	1- 0				
0- 7	0- 0	0- 0	AWAY	0- 1	0- 3	0- 3				
1- 1	0- 0	0- 0	NEUTRAL	0- 0	0- 0	1- 1				
10- 1	0- 0	0- 0	CONFERENCE	0- 0	0- 0	10- 1				
4- 1	0- 0	0- 0	HOME	0- 0	0- 0	4- 1				
6- 0	0- 0	0- 0	AWAY	0- 0	0- 0	6- 0				
0- 0	0- 0	0- 0	NEUTRAL	0- 0	0- 0	0- 0				

RPI 1-25			RPI 26-50			RPI 51-100			RPI 101+			Team's RPI: 221		
RPI	S	Opponent	Score	RPI	S	Opponent	Score	RPI	S	Opponent	Score			
								90	A	Jacksonville	63	69		
										108	A	Clemson	38	59
										113	A	UCF	43	70
										119	A	Stetson	60	63
										216	N	SIUE	83	78
										229	A	Southern U.	59	61
										248	A	UMES	61	33
										248	H	UMES	56	59
										254	A	Norfolk St.	68	58
										255	H	Howard	75	54
										261	A	Savannah St.	38	31
										268	N	Tennessee St.	60	69
										275	H	North Florida	52	50
										299	A	Coppin St.	76	56
										299	H	Coppin St.	71	52
										300	A	Prairie View	64	66
										330	A	Southeastern La.	63	75
										339	H	Morgan St.	50	48
										344	A	Florida A&M	64	41
										346	A	South Carolina St.	64	34
										348	H	Delaware St.	72	58
LAST 12 Division I GAMES:														
				248	A	UMES	61	33						
				299	A	Coppin St.	76	56		344	A	Florida A&M	64	41
				255	H	Howard	75	54		346	A	South Carolina St.	64	34
				348	H	Delaware St.	72	58		299	H	Coppin St.	71	52
				254	A	Norfolk St.	68	58		339	H	Morgan St.	50	48
				248	H	UMES	56	59		261	A	Savannah St.	38	31
										108	A	Clemson	38	59

Non-Div I Games: Edward Waters 55 45 Flagler 76 53

Bethune-Cookman

Loss, Non-Conf, S Site, H Home A Away N Neutral

Average RPI Win:	261	WON-LOST	WINNING	LAST 10	STRENGTH OF	OPP. STRENGTH	TEAM	ADJ.	CONF.	ADJ CONF.
Average RPI Loss:	136	RECORD	PCT. RANK	GAMES	SCHEDULE	OF SCHEDULE	RPI	RPI	RPI	RPI
DIV. I ONLY	10- 14	220	4- 6	146	292	197	197	22	22	
DIV. I NON-CONF.	3- 8	262	0- 0	88	322	206	206	22	22	
TOTALS	RPI 1-25	RPI 26-50	W-L RECORDS	RPI 51-100	RPI 101-150	RPI 150+				
10- 14	0- 0	0- 1	OVERALL	1- 3	1- 5	8- 5				
4- 7	0- 0	0- 0	HOME	0- 2	1- 3	3- 2				
6- 7	0- 0	0- 1	AWAY	1- 1	0- 2	5- 3				
0- 0	0- 0	0- 0	NEUTRAL	0- 0	0- 0	0- 0				
3- 8	0- 0	0- 1	NON-CONFERENCE	1- 1	0- 3	2- 3				
0- 5	0- 0	0- 0	HOME	0- 1	0- 2	0- 2				
3- 3	0- 0	0- 1	AWAY	1- 0	0- 1	2- 1				
0- 0	0- 0	0- 0	NEUTRAL	0- 0	0- 0	0- 0				
7- 6	0- 0	0- 0	CONFERENCE	0- 2	1- 2	6- 2				
4- 2	0- 0	0- 0	HOME	0- 1	1- 1	3- 0				
3- 4	0- 0	0- 0	AWAY	0- 1	0- 1	3- 2				
0- 0	0- 0	0- 0	NEUTRAL	0- 0	0- 0	0- 0				

RPI S	Opponent	Score	RPI S	Opponent	Score	RPI S	Opponent	Score	RPI S	Opponent	Score	Team's RPI: 197
41	A Ohio	55 63	72	H Bucknell	57 67	129	H Cornell	51 54				
			86	A New Hampshire	69 76	132	H Maine	58 52				
			86	H New Hampshire	62 70	138	A Yale	48 57				
			91	A Penn	61 48	143	A Albany (NY)	63 80				
						143	H Albany (NY)	61 67				
						145	H Brown	72 83				
						168	A Providence	58 71				
						173	A Hartford	73 76				
						178	H Columbia	65 75				
						195	H Sacred Heart	69 77				
						206	A UMBC	45 53				
						206	H UMBC	69 62				
						272	A Stony Brook	48 40				
						281	A Vermont	64 55				
						281	H Vermont	76 61				
						317	A NJIT	68 44				
						340	A Fairleigh Dickinson	80 69				
						343	A UMass Lowell	58 48				
						343	H UMass Lowell	69 54				
LAST 12 Division I GAMES:												
86	A New Hampshire	69 76	173	A Hartford	73 76							
143	A Albany (NY)	63 80	272	A Stony Brook	48 40							
281	H Vermont	76 61	143	H Albany (NY)	61 67							
343	H UMass Lowell	69 54	86	H New Hampshire	62 70							
206	A UMBC	45 53	281	A Vermont	64 55							
132	H Maine	58 52	343	A UMass Lowell	58 48							

Non-Div I Games: Georgian Court 74 53 Misericordia 77 54

Binghamton

Loss, Non-Conf, S Site, H Home A Away N Neutral

Average RPI Win:	174	WON-LOST	WINNING	LAST 10	STRENGTH OF	OPP. STRENGTH	TEAM	ADJ.	CONF.	ADJ CONF.
Average RPI Loss:	148	RECORD	PCT. RANK	GAMES	SCHEDULE	OF SCHEDULE	RPI	RPI	RPI	RPI
DIV. I ONLY	15- 7	79	5- 5	128	122	87	87	13	13	
DIV. I NON-CONF.	8- 1	19	0- 0	144	93	26	26	15	15	
TOTALS	RPI 1-25	RPI 26-50	W-L RECORDS	RPI 51-100	RPI 101-150	RPI 150+				
15- 7	0- 1	0- 0	OVERALL	2- 2	5- 1	8- 3				
10- 2	0- 0	0- 0	HOME	0- 2	3- 0	7- 0				
4- 5	0- 1	0- 0	AWAY	2- 0	1- 1	1- 3				
1- 0	0- 0	0- 0	NEUTRAL	0- 0	1- 0	0- 0				
8- 1	0- 1	0- 0	NON-CONFERENCE	1- 0	3- 0	4- 0				
5- 0	0- 0	0- 0	HOME	0- 0	1- 0	4- 0				
2- 1	0- 1	0- 0	AWAY	1- 0	1- 0	0- 0				
1- 0	0- 0	0- 0	NEUTRAL	0- 0	1- 0	0- 0				
7- 6	0- 0	0- 0	CONFERENCE	1- 2	2- 1	4- 3				
5- 2	0- 0	0- 0	HOME	0- 2	2- 0	3- 0				
2- 4	0- 0	0- 0	AWAY	1- 0	0- 1	1- 3				
0- 0	0- 0	0- 0	NEUTRAL	0- 0	0- 0	0- 0				

RPI 1-25				RPI 26-50				RPI 51-100 Team's RPI: 87				RPI 101+			
RPI	S	Opponent	Score	RPI	S	Opponent	Score	RPI	S	Opponent	Score	RPI	S	Opponent	Score
7	A	Washington	66 92					52	A	Colorado St.	51 45	102	H	Wyoming	64 54
								52	H	Colorado St.	53 60	104	N	Charlotte	68 65
								84	H	UNLV	55 58	122	A	St. Mary's (CA)	83 78
								88	A	Washington St.	77 73	124	H	Eastern Wash.	67 64
												148	A	New Mexico	68 75
												148	H	New Mexico	64 62
												167	H	Fresno St.	67 66
												190	A	Utah St.	63 65
												190	H	Utah St.	76 56
												192	H	San Jose St.	86 64
												226	H	Seattle U	73 68
												256	H	Portland St.	94 76
												263	H	Hawaii	61 49
												267	A	San Diego St.	77 84
												269	H	Portland	74 60
												286	A	Nevada	62 69
												314	A	Air Force	69 59
LAST 12 Division I GAMES:															
148	H	New Mexico	64 62	192	H	San Jose St.	86 64								
314	A	Air Force	69 59	148	A	New Mexico	68 75								
190	A	Utah St.	63 65	167	H	Fresno St.	67 66								
52	H	Colorado St.	53 60	267	A	San Diego St.	77 84								
102	H	Wyoming	64 54	84	H	UNLV	55 58								
286	A	Nevada	62 69	52	A	Colorado St.	51 45								

Non-Div I Games: Southern Ore. 89 45 Concordia Portland 71 40

Boise St.

■ Loss,
 ■ Non-Conf, S Site,
 ■ Home
 ■ Away
 N Neutral

Average RPI Win:	196	WON-LOST	WINNING	LAST 10	STRENGTH OF	OPP. STRENGTH	TEAM	ADJ.	CONF.	ADJ CONF.
Average RPI Loss:	73	RECORD	PCT. RANK	GAMES	SCHEDULE	OF SCHEDULE	RPI	RPI	RPI	RPI
DIV. I ONLY	9- 17	256	1- 9	55	60	162	162	3	3	
DIV. I NON-CONF.	7- 6	157	0- 0	204	227	188	188	4	4	
TOTALS	RPI 1-25	RPI 26-50	W-L RECORDS	RPI 51-100	RPI 101-150	RPI 150+				
9- 17	0- 5	0- 3	OVERALL	0- 4	4- 2	5- 3				
6- 7	0- 3	0- 2	HOME	0- 1	2- 1	4- 0				
2- 9	0- 2	0- 1	AWAY	0- 2	2- 1	0- 3				
1- 1	0- 0	0- 0	NEUTRAL	0- 1	0- 0	1- 0				
7- 6	0- 0	0- 0	NON-CONFERENCE	0- 2	2- 2	5- 2				
5- 2	0- 0	0- 0	HOME	0- 1	1- 1	4- 0				
1- 3	0- 0	0- 0	AWAY	0- 0	1- 1	0- 2				
1- 1	0- 0	0- 0	NEUTRAL	0- 1	0- 0	1- 0				
2- 11	0- 5	0- 3	CONFERENCE	0- 2	2- 0	0- 1				
1- 5	0- 3	0- 2	HOME	0- 0	1- 0	0- 0				
1- 6	0- 2	0- 1	AWAY	0- 2	1- 0	0- 1				
0- 0	0- 0	0- 0	NEUTRAL	0- 0	0- 0	0- 0				

RPI 1-25				RPI 26-50				RPI 51-100				RPI 101+ Team's RPI: 162			
RPI	S	Opponent	Score	RPI	S	Opponent	Score	RPI	S	Opponent	Score	RPI	S	Opponent	Score
2	H	Notre Dame	69 80	32	A	Syracuse	52 79	69	A	Virginia	55 62	108	H	Clemson	60 48
6	H	Florida St.	53 85	32	H	Syracuse	45 72	70	A	Wake Forest	55 71	110	A	North Carolina	88 77
10	H	Duke	44 67	46	H	Georgia Tech	67 71	73	H	Penn St.	56 60	122	H	St. Mary's (CA)	54 62
13	A	Louisville	43 68					89	N	SMU	64 72	127	A	Fordham	49 56
19	A	Miami (FL)	51 58									132	H	Maine	64 53
												138	A	Yale	71 64
												153	A	Pittsburgh	43 56
												168	H	Providence	57 53
												173	A	Hartford	56 65
												198	A	Seton Hall	66 71
												231	H	Dartmouth	65 53
												244	H	Boston U.	67 49
												309	H	Central Conn. St.	66 46
												322	N	St. Francis Brooklyn	73 58
LAST 12 Division I GAMES:															
13	A	Louisville	43 68	10	H	Duke	44 67								
110	A	North Carolina	88 77	2	H	Notre Dame	69 80								
32	H	Syracuse	45 72	69	A	Virginia	55 62								
6	H	Florida St.	53 85	46	H	Georgia Tech	67 71								
19	A	Miami (FL)	51 58	32	A	Syracuse	52 79								
70	A	Wake Forest	55 71	153	A	Pittsburgh	43 56								

Non-Div I Games:

Boston College

■ Loss,
 ■ Non-Conf,
 ■ S Site,
 ■ H Home
 ■ A Away
 N Neutral

Average RPI Win: 283	WON-LOST	WINNING	LAST 10	STRENGTH OF	OPP. STRENGTH	TEAM	ADJ.	CONF.	ADJ CONF.
Average RPI Loss: 141	RECORD	PCT. RANK	GAMES	SCHEDULE	OF SCHEDULE	RPI	RPI	RPI	RPI
DIV. I ONLY	11- 14	207	6- 4	295	197	244	244	24	24
DIV. I NON-CONF.	2- 9	293	0- 0	229	151	317	317	25	25
TOTALS	RPI 1-25	RPI 26-50	W-L RECORDS	RPI 51-100	RPI 101-150	RPI 150+			
11- 14	0- 1	0- 1	OVERALL	0- 2	0- 4	11- 6			
7- 5	0- 0	0- 1	HOME	0- 2	0- 1	7- 1			
4- 8	0- 1	0- 0	AWAY	0- 0	0- 2	4- 5			
0- 1	0- 0	0- 0	NEUTRAL	0- 0	0- 1	0- 0			
2- 9	0- 1	0- 1	NON-CONFERENCE	0- 1	0- 2	2- 4			
2- 3	0- 0	0- 1	HOME	0- 1	0- 0	2- 1			
0- 5	0- 1	0- 0	AWAY	0- 0	0- 1	0- 3			
0- 1	0- 0	0- 0	NEUTRAL	0- 0	0- 1	0- 0			
9- 5	0- 0	0- 0	CONFERENCE	0- 1	0- 2	9- 2			
5- 2	0- 0	0- 0	HOME	0- 1	0- 1	5- 0			
4- 3	0- 0	0- 0	AWAY	0- 0	0- 1	4- 2			
0- 0	0- 0	0- 0	NEUTRAL	0- 0	0- 0	0- 0			

RPI 1-25				RPI 26-50				RPI 51-100				RPI 101+ Team's RPI: 244			
RPI	S	Opponent	Score	RPI	S	Opponent	Score	RPI	S	Opponent	Score	RPI	S	Opponent	Score
24	A	Arizona St.	42 71	27	H	Harvard	52 65	72	H	Bucknell	50 66	107	N	Long Beach St.	48 61
								86	H	New Hampshire	51 59	126	A	Navy	41 55
												126	H	Navy	59 62
												143	A	Albany (NY)	54 69
												162	A	Boston College	49 67
												179	A	Northeastern	59 78
												193	A	American	62 73
												193	H	American	71 62
												231	H	Dartmouth	49 61
												243	A	Marist	57 76
												246	A	Loyola Maryland	67 55
												246	H	Loyola Maryland	61 58
												252	A	Colgate	87 96
												252	H	Colgate	65 51
												291	H	Massachusetts	64 60
												294	A	Lehigh	69 64
												294	H	Lehigh	64 50
												315	A	Lafayette	75 58
												315	H	Lafayette	68 50
												319	A	Holy Cross	66 49
												343	H	UMass Lowell	66 56
LAST 12 Division I GAMES:															
252	H	Colgate	65 51	72	H	Bucknell	50 66								
246	A	Loyola Maryland	67 55	252	A	Colgate	87 96								
193	H	American	71 62	246	H	Loyola Maryland	61 58								
315	A	Lafayette	75 58	193	A	American	62 73								
126	A	Navy	41 55	315	H	Lafayette	68 50								
294	H	Lehigh	64 50	126	H	Navy	59 62								

Non-Div I Games:

Boston U.

■ Loss,
 ■ Non-Conf, S Site,
 ■ Home
 ■ Away
 N Neutral

Bowling Green

Through Games Of Feb. 15, 2017

Average RPI Win:	272	WON-LOST	WINNING	LAST 10	STRENGTH OF	OPP. STRENGTH	TEAM	ADJ.	CONF.	ADJ CONF.
Average RPI Loss:	122	RECORD	PCT. RANK	GAMES	SCHEDULE	OF SCHEDULE	RPI	RPI	RPI	RPI
DIV. I ONLY	4- 18	320	1- 9	103	127	271	271	10	10	
DIV. I NON-CONF.	2- 7	284	0- 0	240	65	297	297	11	11	
TOTALS	RPI 1-25	RPI 26-50	W-L RECORDS	RPI 51-100	RPI 101-150	RPI 150+				
4- 18	0- 1	0- 2	OVERALL	0- 6	0- 4	4- 5				
1- 9	0- 0	0- 2	HOME	0- 3	0- 2	1- 2				
1- 8	0- 1	0- 0	AWAY	0- 2	0- 2	1- 3				
2- 1	0- 0	0- 0	NEUTRAL	0- 1	0- 0	2- 0				
2- 7	0- 1	0- 0	NON-CONFERENCE	0- 3	0- 1	2- 2				
0- 3	0- 0	0- 0	HOME	0- 1	0- 1	0- 1				
0- 3	0- 1	0- 0	AWAY	0- 1	0- 0	0- 1				
2- 1	0- 0	0- 0	NEUTRAL	0- 1	0- 0	2- 0				
2- 11	0- 0	0- 2	CONFERENCE	0- 3	0- 3	2- 3				
1- 6	0- 0	0- 2	HOME	0- 2	0- 1	1- 1				
1- 5	0- 0	0- 0	AWAY	0- 1	0- 2	1- 2				
0- 0	0- 0	0- 0	NEUTRAL	0- 0	0- 0	0- 0				

RPI 1-25				RPI 26-50				RPI 51-100				RPI 101+ Team's RPI: 271			
RPI	S	Opponent	Score	RPI	S	Opponent	Score	RPI	S	Opponent	Score	RPI	S	Opponent	Score
13	A	Louisville	58 83	41	H	Ohio	58 69	60	A	Virginia Tech	51 98	106	A	Kent St.	78 80
				47	H	Central Mich.	65 76	69	H	Virginia	47 67	141	H	Cincinnati	58 68
								78	H	Buffalo	50 61	144	A	Ball St.	70 91
								79	H	Northern Ill.	76 89	144	H	Ball St.	53 75
								80	N	Chattanooga	49 54	171	A	Western Mich.	58 75
								85	A	Toledo	59 74	171	H	Western Mich.	53 74
												184	H	Cleveland St.	56 64
												228	A	Akron	62 58
												228	H	Akron	86 50
												285	A	Eastern Mich.	74 81
												302	A	Eastern Ky.	55 57
												315	N	Lafayette	69 42
												316	N	Saint Peter's	73 68
LAST 12 Division I GAMES:															
171	H	Western Mich.	53 74	144	H	Ball St.	53 75								
85	A	Toledo	59 74	78	H	Buffalo	50 61								
144	A	Ball St.	70 91	47	H	Central Mich.	65 76								
228	H	Akron	86 50	171	A	Western Mich.	58 75								
106	A	Kent St.	78 80	228	A	Akron	62 58								
285	A	Eastern Mich.	74 81	79	H	Northern Ill.	76 89								

Non-Div I Games: Ohio Valley 82 46 Davis & Elkins 73 46 Malone 65 78

Bowling Green

Loss, Non-Conf, S Site, H Home A Away N Neutral

Average RPI Win:	256	WON-LOST	WINNING	LAST 10	STRENGTH OF	OPP. STRENGTH	TEAM	ADJ.	CONF.	ADJ CONF.
Average RPI Loss:	128	RECORD	PCT. RANK	GAMES	SCHEDULE	OF SCHEDULE	RPI	RPI	RPI	RPI
DIV. I ONLY	8- 15	252	4- 6	150	204	214	214	16	16	
DIV. I NON-CONF.	3- 7	250	0- 0	117	238	207	207	14	14	
TOTALS	RPI 1-25	RPI 26-50	W-L RECORDS	RPI 51-100	RPI 101-150	RPI 150+				
8- 15	0- 0	0- 3	OVERALL	0- 4	2- 2	6- 6				
4- 6	0- 0	0- 2	HOME	0- 2	1- 1	3- 1				
4- 9	0- 0	0- 1	AWAY	0- 2	1- 1	3- 5				
0- 0	0- 0	0- 0	NEUTRAL	0- 0	0- 0	0- 0				
3- 7	0- 0	0- 1	NON-CONFERENCE	0- 2	1- 2	2- 2				
1- 3	0- 0	0- 1	HOME	0- 1	1- 1	0- 0				
2- 4	0- 0	0- 0	AWAY	0- 1	0- 1	2- 2				
0- 0	0- 0	0- 0	NEUTRAL	0- 0	0- 0	0- 0				
5- 8	0- 0	0- 2	CONFERENCE	0- 2	1- 0	4- 4				
3- 3	0- 0	0- 1	HOME	0- 1	0- 0	3- 1				
2- 5	0- 0	0- 1	AWAY	0- 1	1- 0	1- 3				
0- 0	0- 0	0- 0	NEUTRAL	0- 0	0- 0	0- 0				

RPI S	Opponent	Score	RPI S	Opponent	Score	RPI S	Opponent	Score	RPI S	Opponent	Score	Team's RPI: 214
34	H Green Bay	43 68	67	A UNI	50 70	105	H Saint Louis	58 68				
38	A Drake	46 98	67	H UNI	53 72	106	A Kent St.	52 77				
38	H Drake	60 93	79	H Northern Ill.	51 81	137	H Detroit	70 60				
			83	A Western Ill.	77 91	150	A Missouri St.	75 73				
						165	H Southern Ill.	57 66				
						171	A Western Mich.	64 83				
						205	A Indiana St.	51 58				
						205	H Indiana St.	54 41				
						207	A Wichita St.	54 65				
						238	A Butler	56 58				
						279	H Evansville	56 52				
						310	A Illinois St.	63 71				
						311	A Valparaiso	67 56				
						320	A Loyola Chicago	60 53				
						320	H Loyola Chicago	72 45				
						325	A Ill.-Chicago	65 56				
LAST 12 Division I GAMES:												
38	A Drake	46 98	150	A Missouri St.	75 73							
67	A UNI	50 70	207	A Wichita St.	54 65							
205	H Indiana St.	54 41	67	H UNI	53 72							
320	H Loyola Chicago	72 45	38	H Drake	60 93							
279	H Evansville	56 52	320	A Loyola Chicago	60 53							
165	H Southern Ill.	57 66	205	A Indiana St.	51 58							

Non-Div I Games: Eureka 103 59

Bradley

Average RPI Win: 220	WON-LOST	WINNING	LAST 10	STRENGTH OF	OPP. STRENGTH	TEAM	ADJ.	CONF.	ADJ CONF.
Average RPI Loss: 176	RECORD	PCT. RANK	GAMES	SCHEDULE	OF SCHEDULE	RPI	RPI	RPI	RPI
DIV. I ONLY	13- 7	95	6- 3	277	210	145	145	9	9
DIV. I NON-CONF.	8- 4	97	2- 1	343	300	229	229	9	9
<hr/>									
TOTALS	RPI 1-25	RPI 26-50	W-L RECORDS	RPI 51-100	RPI 101-150	RPI 150+			
13- 7	0- 0	0- 1	OVERALL	0- 1	3- 2	10- 3			
7- 2	0- 0	0- 0	HOME	0- 0	2- 0	5- 2			
6- 5	0- 0	0- 1	AWAY	0- 1	1- 2	5- 1			
0- 0	0- 0	0- 0	NEUTRAL	0- 0	0- 0	0- 0			
8- 4	0- 0	0- 0	NON-CONFERENCE	0- 0	0- 1	8- 3			
4- 2	0- 0	0- 0	HOME	0- 0	0- 0	4- 2			
4- 2	0- 0	0- 0	AWAY	0- 0	0- 1	4- 1			
0- 0	0- 0	0- 0	NEUTRAL	0- 0	0- 0	0- 0			
5- 3	0- 0	0- 1	CONFERENCE	0- 1	3- 1	2- 0			
3- 0	0- 0	0- 0	HOME	0- 0	2- 0	1- 0			
2- 3	0- 0	0- 1	AWAY	0- 1	1- 1	1- 0			
0- 0	0- 0	0- 0	NEUTRAL	0- 0	0- 0	0- 0			

RPI 1-25			RPI 26-50			RPI 51-100			RPI 101+ Team's RPI: 145		
RPI	S	Opponent	Score	RPI	S	Opponent	Score	RPI	S	Opponent	Score
				27	A	Harvard	59 69	91	A	Penn	60 86
								129	H	Cornell	72 67
								131	A	Princeton	98 88
								138	A	Yale	51 73
								138	H	Yale	76 73
								142	A	VCU	72 85
								168	H	Providence	77 70
								178	H	Columbia	69 60
								195	A	Sacred Heart	80 66
								197	A	Binghamton	83 72
								231	A	Dartmouth	65 62
								252	H	Colgate	62 67
								255	H	Howard	83 78
								281	A	Vermont	62 50
								282	H	Manhattan	57 58
								298	A	Bryant	67 70
								308	H	Rhode Island	76 65
								316	H	Saint Peter's	80 71
								339	A	Morgan St.	68 51
LAST 12 Division I GAMES:											
231	A	Dartmouth	65 62	91	A	Penn	60 86				
27	A	Harvard	59 69	131	A	Princeton	98 88				
178	H	Columbia	69 60	339	A	Morgan St.	68 51				
129	H	Cornell	72 67	142	A	VCU	72 85				
138	A	Yale	51 73	316	H	Saint Peter's	80 71				
138	H	Yale	76 73	281	A	Vermont	62 50				

Non-Div I Games: Rhode Island Col. 90 44

Brown

Average RPI Win:	309	WON-LOST	WINNING	LAST 10	STRENGTH OF	OPP. STRENGTH	TEAM	ADJ.	CONF.	ADJ CONF.
Average RPI Loss:	217	RECORD	PCT. RANK	GAMES	SCHEDULE	OF SCHEDULE	RPI	RPI	RPI	RPI
DIV. I ONLY	12- 13	185	4- 6	345	323	298	298	31	31	
DIV. I NON-CONF.	5- 6	186	0- 0	334	225	282	282	32	32	
TOTALS	RPI 1-25	RPI 26-50	W-L RECORDS	RPI 51-100	RPI 101-150	RPI 150+				
12- 13	0- 0	0- 0	OVERALL	0- 1	1- 1	11- 11				
8- 2	0- 0	0- 0	HOME	0- 0	1- 1	7- 1				
3- 10	0- 0	0- 0	AWAY	0- 1	0- 0	3- 9				
1- 1	0- 0	0- 0	NEUTRAL	0- 0	0- 0	1- 1				
5- 6	0- 0	0- 0	NON-CONFERENCE	0- 1	1- 1	4- 4				
3- 1	0- 0	0- 0	HOME	0- 0	1- 1	2- 0				
1- 4	0- 0	0- 0	AWAY	0- 1	0- 0	1- 3				
1- 1	0- 0	0- 0	NEUTRAL	0- 0	0- 0	1- 1				
7- 7	0- 0	0- 0	CONFERENCE	0- 0	0- 0	7- 7				
5- 1	0- 0	0- 0	HOME	0- 0	0- 0	5- 1				
2- 6	0- 0	0- 0	AWAY	0- 0	0- 0	2- 6				
0- 0	0- 0	0- 0	NEUTRAL	0- 0	0- 0	0- 0				

RPI S	Opponent	Score	RPI S	Opponent	Score	RPI S	Opponent	Score	RPI S	Opponent	Score	Team's RPI: 298
						86 A	New Hampshire	60 62	132 H	Maine	52 77	
									145 H	Brown	70 67	
									153 A	Pittsburgh	60 76	
									168 N	Providence	51 62	
									195 A	Sacred Heart	59 66	
									195 H	Sacred Heart	53 65	
									200 A	Rutgers	42 50	
									213 A	Robert Morris	46 62	
									257 A	Saint Francis (PA)	67 79	
									281 A	Vermont	63 57	
									291 A	Massachusetts	62 68	
									303 A	Mt. St. Mary's	53 61	
									303 H	Mt. St. Mary's	78 62	
									308 N	Rhode Island	62 56	
									309 A	Central Conn. St.	52 53	
									319 H	Holy Cross	76 74	
									322 A	St. Francis Brooklyn	47 63	
									322 H	St. Francis Brooklyn	63 54	
									334 H	Wagner	70 61	
									337 A	LIU Brooklyn	62 53	
									337 H	LIU Brooklyn	57 53	
									340 A	Fairleigh Dickinson	56 48	
									340 H	Fairleigh Dickinson	50 48	
									343 H	UMass Lowell	73 62	
LAST 12 Division I GAMES:												
337 H	LIU Brooklyn	57 53	257 A	Saint Francis (PA)	67 79	340 A	Fairleigh Dickinson	56 48				
322 H	St. Francis Brooklyn	63 54	213 A	Robert Morris	46 62	340 H	Fairleigh Dickinson	50 48				
303 A	Mt. St. Mary's	53 61	334 H	Wagner	70 61							
195 A	Sacred Heart	59 66	195 H	Sacred Heart	53 65							
340 H	Fairleigh Dickinson	50 48	340 A	Fairleigh Dickinson	56 48							
309 A	Central Conn. St.	52 53	303 H	Mt. St. Mary's	78 62							

Non-Div I Games:

Bryant

■ Loss,
 ■ Non-Conf,
 ■ S Site,
 ■ H Home
 ■ A Away
 N Neutral

Average RPI Win: 219	WON-LOST	WINNING	LAST 10	STRENGTH OF	OPP. STRENGTH	TEAM	ADJ.	CONF.	ADJ CONF.
Average RPI Loss: 171	RECORD	PCT. RANK	GAMES	SCHEDULE	OF SCHEDULE	RPI	RPI	RPI	RPI
DIV. I ONLY	20- 5	22	8- 2	246	217	72	72	24	24
DIV. I NON-CONF.	8- 3	67	0- 0	254	112	83	83	25	25
TOTALS	RPI 1-25	RPI 26-50	W-L RECORDS	RPI 51-100	RPI 101-150	RPI 150+			
20- 5	0- 0	0- 1	OVERALL	2- 0	1- 1	17- 3			
11- 0	0- 0	0- 0	HOME	1- 0	1- 0	9- 0			
9- 5	0- 0	0- 0	AWAY	1- 0	0- 0	8- 0			
0- 0	0- 0	0- 0	NEUTRAL	0- 0	0- 0	0- 0			
8- 3	0- 0	0- 1	NON-CONFERENCE	2- 0	0- 1	6- 1			
4- 0	0- 0	0- 0	HOME	1- 0	0- 0	3- 0			
4- 3	0- 0	0- 1	AWAY	1- 0	0- 1	3- 1			
0- 0	0- 0	0- 0	NEUTRAL	0- 0	0- 0	0- 0			
12- 2	0- 0	0- 0	CONFERENCE	0- 0	1- 0	11- 2			
7- 0	0- 0	0- 0	HOME	0- 0	1- 0	6- 0			
5- 2	0- 0	0- 0	AWAY	0- 0	0- 0	5- 2			
0- 0	0- 0	0- 0	NEUTRAL	0- 0	0- 0	0- 0			

RPI S	Opponent	Score	RPI S	Opponent	Score	RPI S	Opponent	Score	RPI S	Opponent	Score
31	A Elon	58 64	66	H Drexel	78 66	100	A Saint Joseph's	64 61	110	A North Carolina	50 65
									126	H Navy	67 64
									158	A Army West Point	60 56
									158	H Army West Point	68 62
									184	H Cleveland St.	77 66
									193	A American	47 59
									193	H American	73 67
									197	A Binghamton	67 57
									200	A Rutgers	53 57
									227	A St. Bonaventure	57 35
									228	A Akron	61 47
									244	A Boston U.	66 50
									246	A Loyola Maryland	72 66
									246	H Loyola Maryland	57 39
									252	A Colgate	79 49
									252	H Colgate	79 56
									282	H Manhattan	69 64
									294	A Lehigh	77 58
									294	H Lehigh	73 54
									317	H NJIT	67 36
									319	A Holy Cross	51 63
									319	H Holy Cross	77 48
LAST 12 Division I GAMES:											
246	H Loyola Maryland	57 39	244	A Boston U.	66 50						
252	A Colgate	79 49	246	A Loyola Maryland	72 66						
294	H Lehigh	73 54	252	H Colgate	79 56						
319	A Holy Cross	51 63	294	A Lehigh	77 58						
193	A American	47 59	319	H Holy Cross	77 48						
158	H Army West Point	68 62	193	H American	73 67						

Non-Div I Games:

Bucknell

■ Loss,
 ■ Non-Conf, S Site,
 ■ Home
 ■ Away
 N Neutral

Average RPI Win:	195	WON-LOST	WINNING	LAST 10	STRENGTH OF	OPP. STRENGTH	TEAM	ADJ.	CONF.	ADJ CONF.
Average RPI Loss:	73	RECORD	PCT. RANK	GAMES	SCHEDULE	OF SCHEDULE	RPI	RPI	RPI	RPI
DIV. I ONLY	17- 7	63	6- 4	106	123	78	78	10	10	
DIV. I NON-CONF.	10- 1	15	0- 0	200	189	55	55	11	11	
TOTALS	RPI 1-25	RPI 26-50	W-L RECORDS	RPI 51-100	RPI 101-150	RPI 150+				
17- 7	0- 0	1- 3	OVERALL	0- 3	4- 1	12- 0				
10- 3	0- 0	1- 0	HOME	0- 2	2- 1	7- 0				
7- 3	0- 0	0- 2	AWAY	0- 1	2- 0	5- 0				
0- 1	0- 0	0- 1	NEUTRAL	0- 0	0- 0	0- 0				
10- 1	0- 0	0- 1	NON-CONFERENCE	0- 0	3- 0	7- 0				
7- 0	0- 0	0- 0	HOME	0- 0	1- 0	6- 0				
3- 0	0- 0	0- 0	AWAY	0- 0	2- 0	1- 0				
0- 1	0- 0	0- 1	NEUTRAL	0- 0	0- 0	0- 0				
7- 6	0- 0	1- 2	CONFERENCE	0- 3	1- 1	5- 0				
3- 3	0- 0	1- 0	HOME	0- 2	1- 1	1- 0				
4- 3	0- 0	0- 2	AWAY	0- 1	0- 0	4- 0				
0- 0	0- 0	0- 0	NEUTRAL	0- 0	0- 0	0- 0				

RPI S	Opponent	Score	RPI S	Opponent	Score	RPI S	Opponent	Score	RPI S	Opponent	Score
			27 N	Harvard	62 74	79 H	Northern Ill.	80 89	106 H	Kent St.	77 62
			41 A	Ohio	55 83	85 A	Toledo	63 85	113 H	UCF	66 65
			47 A	Central Mich.	71 88	85 H	Toledo	64 73	117 A	Duquesne	71 69
			47 H	Central Mich.	67 56				127 A	Fordham	58 54
									144 H	Ball St.	75 89
									171 A	Western Mich.	62 47
									189 H	Hofstra	74 50
									195 H	Sacred Heart	76 55
									215 A	Miami (OH)	68 51
									215 H	Miami (OH)	71 45
									224 H	Niagara	73 63
									227 H	St. Bonaventure	68 47
									245 A	Canisius	65 52
									271 A	Bowling Green	61 50
									282 H	Manhattan	73 39
									285 A	Eastern Mich.	56 52
									291 H	Massachusetts	61 47
LAST 12 Division I GAMES:											
285 A	Eastern Mich.	56 52	47 H	Central Mich.	67 56						
79 H	Northern Ill.	80 89	271 A	Bowling Green	61 50						
106 H	Kent St.	77 62	215 A	Miami (OH)	68 51						
85 A	Toledo	63 85	85 H	Toledo	64 73						
171 A	Western Mich.	62 47	47 A	Central Mich.	71 88						
144 H	Ball St.	75 89	41 A	Ohio	55 83						

Non-Div I Games:

Buffalo

■ Loss,
■ Non-Conf,
■ S Site,
■ H Home
■ A Away
N Neutral

Average RPI Win:	224	WON-LOST	WINNING	LAST 10	STRENGTH OF	OPP. STRENGTH	TEAM	ADJ.	CONF.	ADJ CONF.
Average RPI Loss:	95	RECORD	PCT. RANK	GAMES	SCHEDULE	OF SCHEDULE	RPI	RPI	RPI	RPI
DIV. I ONLY	5- 20	317	1- 9	67	79	238	238	7	7	
DIV. I NON-CONF.	3- 8	262	0- 0	143	166	275	275	7	7	
TOTALS	RPI 1-25	RPI 26-50	W-L RECORDS	RPI 51-100	RPI 101-150	RPI 150+				
5- 20	0- 3	0- 5	OVERALL	0- 3	0- 4	5- 5				
4- 10	0- 1	0- 3	HOME	0- 2	0- 2	4- 2				
1- 10	0- 2	0- 2	AWAY	0- 1	0- 2	1- 3				
0- 0	0- 0	0- 0	NEUTRAL	0- 0	0- 0	0- 0				
3- 8	0- 0	0- 2	NON-CONFERENCE	0- 0	0- 4	3- 2				
3- 4	0- 0	0- 1	HOME	0- 0	0- 2	3- 1				
0- 4	0- 0	0- 1	AWAY	0- 0	0- 2	0- 1				
0- 0	0- 0	0- 0	NEUTRAL	0- 0	0- 0	0- 0				
2- 12	0- 3	0- 3	CONFERENCE	0- 3	0- 0	2- 3				
1- 6	0- 1	0- 2	HOME	0- 2	0- 0	1- 1				
1- 6	0- 2	0- 1	AWAY	0- 1	0- 0	1- 2				
0- 0	0- 0	0- 0	NEUTRAL	0- 0	0- 0	0- 0				

RPI	S	Opponent	Score	RPI	S	Opponent	Score	RPI	S	Opponent	Score	RPI	S	Opponent	Score	Team's RPI: 238
18	A	DePaul	69 100	33	H	South Fla.	59 74	53	H	Villanova	69 70	113	H	UCF	59 66	
18	H	DePaul	62 92	34	A	Green Bay	34 61	74	A	St. John's (NY)	55 62	123	A	TCU	47 73	
21	A	Creighton	52 67	43	A	Marquette	53 91	74	H	St. John's (NY)	41 62	134	A	Arkansas	50 68	
				43	H	Marquette	66 72					144	H	Ball St.	50 74	
				49	H	Georgetown	52 58					168	A	Providence	51 68	
												181	A	Xavier	65 62	
												181	H	Xavier	43 53	
												187	H	ETSU	59 68	
												198	A	Seton Hall	63 65	
												198	H	Seton Hall	79 58	
												201	A	Wisconsin	55 60	
												205	H	Indiana St.	66 48	
												214	H	Bradley	58 56	
												324	H	Fort Wayne	70 64	
LAST 12 Division I GAMES:																
18	H	DePaul	62 92	53	H	Villanova	69 70									
43	H	Marquette	66 72	43	A	Marquette	53 91									
181	H	Xavier	43 53	18	A	DePaul	69 100									
198	A	Seton Hall	63 65	181	A	Xavier	65 62									
74	A	St. John's (NY)	55 62	74	H	St. John's (NY)	41 62									
49	H	Georgetown	52 58	198	H	Seton Hall	79 58									

Non-Div I Games:

Butler

CSU Bakersfield

Through Games Of Feb. 15, 2017

Average RPI Win:	287	WON-LOST	WINNING	LAST 10	STRENGTH OF	OPP. STRENGTH	TEAM	ADJ.	CONF.	ADJ CONF.
Average RPI Loss:	169	RECORD	PCT. RANK	GAMES	SCHEDULE	OF SCHEDULE	RPI	RPI	RPI	RPI
DIV. I ONLY	9- 12	216	7- 3	285	265	264	264	29	29	
DIV. I NON-CONF.	3- 9	275	1- 2	302	117	314	314	29	29	
TOTALS	RPI 1-25	RPI 26-50	W-L RECORDS	RPI 51-100	RPI 101-150	RPI 150+				
9- 12	0- 1	0- 1	OVERALL	0- 2	0- 0	9- 8				
6- 5	0- 1	0- 0	HOME	0- 1	0- 0	6- 3				
3- 7	0- 0	0- 1	AWAY	0- 1	0- 0	3- 5				
0- 0	0- 0	0- 0	NEUTRAL	0- 0	0- 0	0- 0				
3- 9	0- 1	0- 1	NON-CONFERENCE	0- 2	0- 0	3- 5				
2- 4	0- 1	0- 0	HOME	0- 1	0- 0	2- 2				
1- 5	0- 0	0- 1	AWAY	0- 1	0- 0	1- 3				
0- 0	0- 0	0- 0	NEUTRAL	0- 0	0- 0	0- 0				
6- 3	0- 0	0- 0	CONFERENCE	0- 0	0- 0	6- 3				
4- 1	0- 0	0- 0	HOME	0- 0	0- 0	4- 1				
2- 2	0- 0	0- 0	AWAY	0- 0	0- 0	2- 2				
0- 0	0- 0	0- 0	NEUTRAL	0- 0	0- 0	0- 0				

RPI 1-25				RPI 26-50				RPI 51-100				RPI 101+ Team's RPI: 264			
RPI	S	Opponent	Score	RPI	S	Opponent	Score	RPI	S	Opponent	Score	RPI	S	Opponent	Score
11	H	Stanford	56 77	35	A	Oregon	62 77	63	H	South Dakota	60 75	174	H	UC Riverside	66 71
								68	A	California	63 86	180	A	New Mexico St.	55 69
												180	H	New Mexico St.	55 64
												218	A	Pacific	61 91
												225	H	Grand Canyon	74 59
												226	A	Seattle U	47 54
												258	H	Cal Poly	57 49
												262	A	UTRGV	67 61
												262	H	UTRGV	74 46
												263	H	Hawaii	58 51
												288	H	Southern Utah	59 65
												290	A	Pepperdine	57 62
												292	A	UTEP	61 74
												318	H	UMKC	52 33
												327	A	UC Irvine	86 66
												329	A	Utah Valley	63 59
												335	H	Chicago St.	83 48
LAST 12 Division I GAMES:															
262	A	UTRGV	67 61	180	H	New Mexico St.	55 64								
180	A	New Mexico St.	55 69	262	H	UTRGV	74 46								
225	H	Grand Canyon	74 59	226	A	Seattle U	47 54								
318	H	UMKC	52 33	258	H	Cal Poly	57 49								
335	H	Chicago St.	83 48	292	A	UTEP	61 74								
329	A	Utah Valley	63 59	290	A	Pepperdine	57 62								

Non-Div I Games: Stanislaus St. 78 51 Fresno Pacific 84 61

CSU Bakersfield

Loss, Non-Conf, S Site, H Home A Away N Neutral

Average RPI Win: 215	WON-LOST	WINNING	LAST 10	STRENGTH OF	OPP. STRENGTH	TEAM	ADJ.	CONF.	ADJ CONF.
Average RPI Loss: 160	RECORD	PCT. RANK	GAMES	SCHEDULE	OF SCHEDULE	RPI	RPI	RPI	RPI
DIV. I ONLY	13- 11	150	6- 4	180	214	166	166	25	25
DIV. I NON-CONF.	7- 7	165	1- 1	109	169	139	139	24	24
TOTALS	RPI 1-25	RPI 26-50	W-L RECORDS	RPI 51-100	RPI 101-150	RPI 150+			
13- 11	0- 2	0- 0	OVERALL	0- 2	3- 2	10- 5			
6- 6	0- 0	0- 0	HOME	0- 2	2- 1	4- 3			
7- 5	0- 2	0- 0	AWAY	0- 0	1- 1	6- 2			
0- 0	0- 0	0- 0	NEUTRAL	0- 0	0- 0	0- 0			
7- 7	0- 2	0- 0	NON-CONFERENCE	0- 2	2- 1	5- 2			
2- 5	0- 0	0- 0	HOME	0- 2	1- 1	1- 2			
5- 2	0- 2	0- 0	AWAY	0- 0	1- 0	4- 0			
0- 0	0- 0	0- 0	NEUTRAL	0- 0	0- 0	0- 0			
6- 4	0- 0	0- 0	CONFERENCE	0- 0	1- 1	5- 3			
4- 1	0- 0	0- 0	HOME	0- 0	1- 0	3- 1			
2- 3	0- 0	0- 0	AWAY	0- 0	0- 1	2- 2			
0- 0	0- 0	0- 0	NEUTRAL	0- 0	0- 0	0- 0			

RPI 1-25				RPI 26-50				RPI 51-100				RPI 101+ Team's RPI: 166			
RPI	S	Opponent	Score	RPI	S	Opponent	Score	RPI	S	Opponent	Score	RPI	S	Opponent	Score
7	A	Washington	44 101					56	H	Michigan St.	59 63	103	A	UC Davis	65 81
11	A	Stanford	54 88					91	H	Penn	36 47	107	H	Long Beach St.	63 56
												122	A	St. Mary's (CA)	73 61
												124	H	Eastern Wash.	57 71
												137	H	Detroit	76 67
												167	A	Fresno St.	61 57
												174	A	UC Riverside	70 67
												217	A	Weber St.	89 78
												226	A	Seattle U	68 64
												234	H	San Diego	67 76
												242	A	UC Santa Barbara	62 55
												242	H	UC Santa Barbara	75 61
												256	H	Portland St.	99 72
												258	A	Cal Poly	68 79
												258	H	Cal Poly	63 70
												263	H	Hawaii	67 56
												288	H	Southern Utah	71 77
												304	A	Northern Ariz.	83 79
												327	A	UC Irvine	52 77
												341	H	Cal St. Fullerton	58 41
LAST 12 Division I GAMES:															
174	A	UC Riverside	70 67	103	A	UC Davis	65 81								
242	A	UC Santa Barbara	62 55	327	A	UC Irvine	52 77								
263	H	Hawaii	67 56	258	A	Cal Poly	68 79								
107	H	Long Beach St.	63 56	341	H	Cal St. Fullerton	58 41								
242	H	UC Santa Barbara	75 61	91	H	Penn	36 47								
258	H	Cal Poly	63 70	226	A	Seattle U	68 64								

Non-Div I Games:

CSUN

■ Loss,
 ■ Non-Conf,
 ■ S Site,
 ■ H Home
 ■ A Away
 N Neutral

Average RPI Win:	273	WON-LOST	WINNING	LAST 10	STRENGTH OF	OPP. STRENGTH	TEAM	ADJ.	CONF.	ADJ CONF.
Average RPI Loss:	159	RECORD	PCT. RANK	GAMES	SCHEDULE	OF SCHEDULE	RPI	RPI	RPI	RPI
DIV. I ONLY	9- 14	233	4- 6	258	220	258	258	25	25	
DIV. I NON-CONF.	4- 8	230	0- 1	239	223	289	289	24	24	
TOTALS	RPI 1-25	RPI 26-50	W-L RECORDS	RPI 51-100	RPI 101-150	RPI 150+				
9- 14	0- 2	0- 0	OVERALL	0- 1	0- 3	9- 8				
6- 5	0- 0	0- 0	HOME	0- 0	0- 2	6- 3				
3- 9	0- 2	0- 0	AWAY	0- 1	0- 1	3- 5				
0- 0	0- 0	0- 0	NEUTRAL	0- 0	0- 0	0- 0				
4- 8	0- 2	0- 0	NON-CONFERENCE	0- 1	0- 1	4- 4				
4- 2	0- 0	0- 0	HOME	0- 0	0- 1	4- 1				
0- 6	0- 2	0- 0	AWAY	0- 1	0- 0	0- 3				
0- 0	0- 0	0- 0	NEUTRAL	0- 0	0- 0	0- 0				
5- 6	0- 0	0- 0	CONFERENCE	0- 0	0- 2	5- 4				
2- 3	0- 0	0- 0	HOME	0- 0	0- 1	2- 2				
3- 3	0- 0	0- 0	AWAY	0- 0	0- 1	3- 2				
0- 0	0- 0	0- 0	NEUTRAL	0- 0	0- 0	0- 0				

RPI 1-25				RPI 26-50				RPI 51-100				RPI 101+ Team's RPI: 258			
RPI	S	Opponent	Score	RPI	S	Opponent	Score	RPI	S	Opponent	Score	RPI	S	Opponent	Score
11	A	Stanford	55 83					71	A	Montana St.	52 71	103	H	UC Davis	53 61
12	A	UCLA	64 80									107	A	Long Beach St.	80 83
												122	H	St. Mary's (CA)	71 79
												156	H	San Francisco	67 73
												166	A	CSUN	70 63
												166	H	CSUN	79 68
												174	A	UC Riverside	59 68
												174	H	UC Riverside	69 72
												225	A	Grand Canyon	59 64
												242	H	UC Santa Barbara	78 67
												263	A	Hawaii	57 66
												263	H	Hawaii	79 87
												264	A	CSU Bakersfield	49 57
												283	A	Sacramento St.	96 97
												290	H	Pepperdine	62 52
												295	H	North Dakota St.	73 46
												304	H	Northern Ariz.	58 53
												327	A	UC Irvine	78 60
												329	H	Utah Valley	77 65
												341	A	Cal St. Fullerton	69 45
LAST 12 Division I GAMES:															
341	A	Cal St. Fullerton	69 45	263	H	Hawaii	79 87								
327	A	UC Irvine	78 60	107	A	Long Beach St.	80 83								
174	H	UC Riverside	69 72	174	A	UC Riverside	59 68								
103	H	UC Davis	53 61	166	H	CSUN	79 68								
263	A	Hawaii	57 66	242	H	UC Santa Barbara	78 67								
166	A	CSUN	70 63	264	A	CSU Bakersfield	49 57								

Non-Div I Games:

Cal Poly

■ Loss,
■ Non-Conf, S Site,
■ Home
■ Away
N Neutral

RPI 1-25			RPI 26-50			RPI 51-100			RPI 101+			Team's RPI: 341			
RPI	S	Opponent	Score	RPI	S	Opponent	Score	RPI	S	Opponent	Score	RPI	S	Opponent	Score
												102	A	Wyoming	26 61
												103	A	UC Davis	39 59
												103	H	UC Davis	51 70
												107	A	Long Beach St.	55 84
												107	H	Long Beach St.	48 65
												124	A	Eastern Wash.	67 84
												125	H	Idaho	86 88
												166	A	CSUN	41 58
												174	A	UC Riverside	45 68
												178	H	Columbia	46 61
												212	H	Loyola Marymount	62 77
												234	A	San Diego	50 103
												242	A	UC Santa Barbara	37 57
												242	H	UC Santa Barbara	49 56
												256	A	Portland St.	73 81
												258	H	Cal Poly	45 69
												263	A	Hawaii	50 60
												267	H	San Diego St.	61 71
												290	H	Pepperdine	58 69
												306	A	Denver	58 77
												326	H	Montana	72 56
												327	H	UC Irvine	64 53
LAST 12 Division I GAMES:															
				258	H	Cal Poly	45 69					103	H	UC Davis	51 70
				107	A	Long Beach St.	55 84					327	H	UC Irvine	64 53
				242	A	UC Santa Barbara	37 57					263	A	Hawaii	50 60
				103	A	UC Davis	39 59					242	H	UC Santa Barbara	49 56
				107	H	Long Beach St.	48 65					166	A	CSUN	41 58
				174	A	UC Riverside	45 68					178	H	Columbia	46 61

Loss, Non-Conf, S Site, H Home A Away N Neutral

Average RPI Win:	153	WON-LOST	WINNING	LAST 10	STRENGTH OF	OPP. STRENGTH	TEAM	ADJ.	CONF.	ADJ CONF.
Average RPI Loss:	42	RECORD	PCT. RANK	GAMES	SCHEDULE	OF SCHEDULE	RPI	RPI	RPI	RPI
DIV. I ONLY	17- 9	91	4- 6	75	28	68	68	1	1	
DIV. I NON-CONF.	12- 0	1	0- 0	212	155	31	31	1	1	
TOTALS	RPI 1-25	RPI 26-50	W-L RECORDS	RPI 51-100	RPI 101-150	RPI 150+				
17- 9	2- 4	0- 1	OVERALL	2- 4	5- 0	8- 0				
10- 5	1- 2	0- 1	HOME	1- 2	2- 0	6- 0				
4- 4	0- 2	0- 0	AWAY	1- 2	2- 0	1- 0				
3- 0	1- 0	0- 0	NEUTRAL	0- 0	1- 0	1- 0				
12- 0	1- 0	0- 0	NON-CONFERENCE	0- 0	3- 0	8- 0				
7- 0	0- 0	0- 0	HOME	0- 0	1- 0	6- 0				
2- 0	0- 0	0- 0	AWAY	0- 0	1- 0	1- 0				
3- 0	1- 0	0- 0	NEUTRAL	0- 0	1- 0	1- 0				
5- 9	1- 4	0- 1	CONFERENCE	2- 4	2- 0	0- 0				
3- 5	1- 2	0- 1	HOME	1- 2	1- 0	0- 0				
2- 4	0- 2	0- 0	AWAY	1- 2	1- 0	0- 0				
0- 0	0- 0	0- 0	NEUTRAL	0- 0	0- 0	0- 0				

RPI S	Opponent	Score	RPI S	Opponent	Score	RPI S	Opponent	Score	RPI S	Opponent	Score
7	A Washington	67 90	35	H Oregon	66 69	55	A Utah	57 63	116	A Arizona	74 64
9	H Oregon St.	56 66				55	H Utah	64 73	116	H Arizona	71 60
12	H UCLA	80 77				57	H Southern California	63 56	117	H Duquesne	86 66
17	N Oklahoma	82 74				82	A Colorado	65 53	120	N Southern Miss.	71 51
24	A Arizona St.	62 72				82	H Colorado	59 64	122	A St. Mary's (CA)	74 67
24	H Arizona St.	45 54				88	A Washington St.	79 84	152	H Santa Clara	73 58
									156	H San Francisco	75 52
									174	H UC Riverside	71 56
									199	A Nebraska	86 65
									264	H CSU Bakersfield	86 63
									283	H Sacramento St.	97 73
									294	H Lehigh	96 63
									323	N Arkansas St.	80 55
LAST 12 Division I GAMES:											
82	H Colorado	59 64	116	H Arizona	71 60						
55	H Utah	64 73	24	H Arizona St.	45 54						
57	H Southern California	63 56	55	A Utah	57 63						
12	H UCLA	80 77	82	A Colorado	65 53						
88	A Washington St.	79 84	35	H Oregon	66 69						
7	A Washington	67 90	9	H Oregon St.	56 66						

Non-Div I Games:

California

■ Loss,
■ Non-Conf, S Site,
■ Home
■ Away
N Neutral

Average RPI Win: 293		WON-LOST	WINNING	LAST 10	STRENGTH OF	OPP. STRENGTH	TEAM	ADJ.	CONF.	ADJ CONF.
Average RPI Loss: 175		RECORD	PCT. RANK	GAMES	SCHEDULE	OF SCHEDULE	RPI	RPI	RPI	RPI
DIV. I ONLY		15- 6	62	8- 2	342	327	210	210	28	28
DIV. I NON-CONF.		5- 3	122	0- 0	325	344	224	224	28	28
TOTALS	RPI 1-25	RPI 26-50		W-L RECORDS		RPI 51-100	RPI 101-150	RPI 150+		
15- 6	0- 0	0- 0		OVERALL		0- 0	0- 3	15- 3		
6- 4	0- 0	0- 0		HOME		0- 0	0- 2	6- 2		
7- 2	0- 0	0- 0		AWAY		0- 0	0- 1	7- 1		
2- 0	0- 0	0- 0		NEUTRAL		0- 0	0- 0	2- 0		
5- 3	0- 0	0- 0		NON-CONFERENCE		0- 0	0- 2	5- 1		
1- 2	0- 0	0- 0		HOME		0- 0	0- 1	1- 1		
2- 1	0- 0	0- 0		AWAY		0- 0	0- 1	2- 0		
2- 0	0- 0	0- 0		NEUTRAL		0- 0	0- 0	2- 0		
10- 3	0- 0	0- 0		CONFERENCE		0- 0	0- 1	10- 2		
5- 2	0- 0	0- 0		HOME		0- 0	0- 1	5- 1		
5- 1	0- 0	0- 0		AWAY		0- 0	0- 0	5- 1		
0- 0	0- 0	0- 0		NEUTRAL		0- 0	0- 0	0- 0		

RPI 1-25				RPI 26-50				RPI 51-100				RPI 101+				Team's RPI: 210				
RPI	S	Opponent	Score	RPI	S	Opponent	Score	RPI	S	Opponent	Score	RPI	S	Opponent	Score					
																101	A	Mercer	60	76
																135	H	Radford	42	61
																142	H	VCU	53	66
																187	H	ETSU	55	56
																222	A	Presbyterian	49	39
																235	A	UNC Asheville	61	55
																235	H	UNC Asheville	61	60
																236	A	Charleston So.	43	60
																236	H	Charleston So.	54	37
																249	H	Liberty	52	58
																265	H	High Point	58	33
																276	N	Ark.-Pine Bluff	51	31
																287	A	Western Caro.	50	48
																307	A	Gardner-Webb	73	61
																321	A	USC Upstate	56	41
																328	A	Winthrop	70	35
																328	H	Winthrop	61	32
																336	A	Longwood	66	54
																336	H	Longwood	74	50
																339	N	Morgan St.	62	51
								342	H	N.C. Central	61	30								
LAST 12 Division I GAMES:																				
328 A Winthrop 70 35				265 H High Point 58 33																
235 H UNC Asheville 61 60				336 A Longwood 66 54																
236 A Charleston So. 43 60				328 H Winthrop 61 32																
336 H Longwood 74 50				222 A Presbyterian 49 39																
249 H Liberty 52 58				135 H Radford 42 61																
307 A Gardner-Webb 73 61				236 H Charleston So. 54 37																

Non-Div I Games:	Columbia (SC)	73	32	Saint Augustine's	69	33	St. Andrews	94	39
------------------	---------------	----	----	-------------------	----	----	-------------	----	----

Campbell

Loss, Non-Conf, S Site, H Home A Away N Neutral

Average RPI Win:	242	WON-LOST	WINNING	LAST 10	STRENGTH OF	OPP. STRENGTH	TEAM	ADJ.	CONF.	ADJ CONF.
Average RPI Loss:	160	RECORD	PCT. RANK	GAMES	SCHEDULE	OF SCHEDULE	RPI	RPI	RPI	RPI
DIV. I ONLY	8- 17	267	5- 5	176	248	245	245	18	18	
DIV. I NON-CONF.	1- 8	314	0- 0	106	265	278	278	17	17	
TOTALS	RPI 1-25	RPI 26-50	W-L RECORDS	RPI 51-100	RPI 101-150	RPI 150+				
8- 17	0- 1	0- 1	OVERALL	0- 1	0- 4	8- 10				
4- 8	0- 0	0- 1	HOME	0- 1	0- 2	4- 4				
4- 9	0- 1	0- 0	AWAY	0- 0	0- 2	4- 6				
0- 0	0- 0	0- 0	NEUTRAL	0- 0	0- 0	0- 0				
1- 8	0- 1	0- 0	NON-CONFERENCE	0- 1	0- 2	1- 4				
0- 4	0- 0	0- 0	HOME	0- 1	0- 1	0- 2				
1- 4	0- 1	0- 0	AWAY	0- 0	0- 1	1- 2				
0- 0	0- 0	0- 0	NEUTRAL	0- 0	0- 0	0- 0				
7- 9	0- 0	0- 1	CONFERENCE	0- 0	0- 2	7- 6				
4- 4	0- 0	0- 1	HOME	0- 0	0- 1	4- 2				
3- 5	0- 0	0- 0	AWAY	0- 0	0- 1	3- 4				
0- 0	0- 0	0- 0	NEUTRAL	0- 0	0- 0	0- 0				

RPI 1-25				RPI 26-50				RPI 51-100				RPI 101+ Team's RPI: 245			
RPI	S	Opponent	Score	RPI	S	Opponent	Score	RPI	S	Opponent	Score	RPI	S	Opponent	Score
25	A	Ohio St.	56 89	45	H	Quinnipiac	53 64	78	H	Buffalo	52 65	118	A	Rider	50 61
												118	H	Rider	70 71
												129	A	Cornell	43 60
												136	H	Lamar University	51 65
												159	A	Iona	52 55
												159	H	Iona	45 58
												172	H	Fairfield	63 49
												179	H	Northeastern	59 83
												191	A	Morehead St.	68 77
												194	A	Siena	42 67
												211	A	Monmouth	53 55
												211	H	Monmouth	74 54
												224	A	Niagara	65 57
												224	H	Niagara	52 41
												227	A	St. Bonaventure	74 57
												228	H	Akron	64 73
												243	A	Marist	60 67
												243	H	Marist	74 85
												257	A	Saint Francis (PA)	74 95
												282	A	Manhattan	62 57
												282	H	Manhattan	58 48
												316	A	Saint Peter's	59 54
LAST 12 Division I GAMES:															
118	A	Rider	50 61	172	H	Fairfield	63 49	224	A	Niagara	65 57				
224	H	Niagara	52 41	211	A	Monmouth	53 55	316	A	Saint Peter's	59 54				
159	H	Iona	45 58	45	H	Quinnipiac	53 64	243	H	Marist	74 85				
282	H	Manhattan	58 48	243	A	Marist	60 67								
194	A	Siena	42 67												

Non-Div I Games:

Canisius

■ Loss,
 ■ Non-Conf,
 ■ S Site,
 ■ H Home
 ■ A Away
 N Neutral

Average RPI Win:	263	WON-LOST	WINNING	LAST 10	STRENGTH OF	OPP. STRENGTH	TEAM	ADJ.	CONF.	ADJ CONF.
Average RPI Loss:	91	RECORD	PCT. RANK	GAMES	SCHEDULE	OF SCHEDULE	RPI	RPI	RPI	RPI
DIV. I ONLY	16- 4	22	10- 0	308	261	111	111	27	27	
DIV. I NON-CONF.	4- 2	97	0- 0	269	68	99	99	27	27	
TOTALS	RPI 1-25	RPI 26-50	W-L RECORDS	RPI 51-100	RPI 101-150	RPI 150+				
16- 4	0- 1	0- 0	OVERALL	1- 1	1- 2	14- 0				
7- 1	0- 0	0- 0	HOME	0- 0	1- 1	6- 0				
7- 3	0- 0	0- 0	AWAY	1- 1	0- 0	6- 0				
2- 0	0- 0	0- 0	NEUTRAL	0- 0	0- 0	2- 0				
4- 2	0- 1	0- 0	NON-CONFERENCE	0- 1	0- 0	4- 0				
1- 0	0- 0	0- 0	HOME	0- 0	0- 0	1- 0				
1- 2	0- 1	0- 0	AWAY	0- 1	0- 0	1- 0				
2- 0	0- 0	0- 0	NEUTRAL	0- 0	0- 0	2- 0				
12- 2	0- 0	0- 0	CONFERENCE	1- 0	1- 2	10- 0				
6- 1	0- 0	0- 0	HOME	0- 0	1- 1	5- 0				
6- 1	0- 0	0- 0	AWAY	1- 0	0- 1	5- 0				
0- 0	0- 0	0- 0	NEUTRAL	0- 0	0- 0	0- 0				

RPI 1-25			RPI 26-50			RPI 51-100			RPI 101+ Team's RPI: 111		
RPI	S	Opponent	Score	RPI	S	Opponent	Score	RPI	S	Opponent	Score
16	A	Texas A&M	49 74					92	A	Texas Tech	45 79
								94	A	SFA	67 63
								121	A	Abilene Christian	76 83
								121	H	Abilene Christian	80 70
								136	H	Lamar University	56 70
								175	N	Houston	69 55
								209	A	New Orleans	55 51
								249	N	Liberty	61 41
								266	A	McNeese	72 49
								266	H	McNeese	67 52
								289	H	Northwestern St.	76 43
								293	A	Nicholls St.	61 52
								297	A	Alcorn	71 57
								297	H	Alcorn	59 45
								301	A	A&M-Corpus Christi	49 41
								330	H	Southeastern La.	77 55
								333	H	Incarinate Word	63 50
								338	H	Sam Houston St.	75 48
								345	A	Houston Baptist	80 49
LAST 12 Division I GAMES:											
338	H	Sam Houston St.	75 48	94	A	SFA	67 63				
293	A	Nicholls St.	61 52	209	A	New Orleans	55 51				
121	H	Abilene Christian	80 70	266	H	McNeese	67 52				
330	H	Southeastern La.	77 55	301	A	A&M-Corpus Christi	49 41				
266	A	McNeese	72 49	345	A	Houston Baptist	80 49				
333	H	Incarinate Word	63 50	121	A	Abilene Christian	76 83				

Non-Div I Games: Crowley's Ridge 102 31 Williams Baptist 82 32 Central Baptist 94 47 Hendrix 71 39
Central Ark.

Average RPI Win:	305	WON-LOST	WINNING	LAST 10	STRENGTH OF	OPP. STRENGTH	TEAM	ADJ.	CONF.	ADJ CONF.
Average RPI Loss:	214	RECORD	PCT. RANK	GAMES	SCHEDULE	OF SCHEDULE	RPI	RPI	RPI	RPI
DIV. I ONLY	9- 16	245	4- 6	328	315	309	309	31	31	
DIV. I NON-CONF.	1- 10	325	0- 0	263	160	338	338	32	32	
TOTALS	RPI 1-25	RPI 26-50	W-L RECORDS	RPI 51-100	RPI 101-150	RPI 150+				
9- 16	0- 0	0- 1	OVERALL	0- 2	0- 0	9- 13				
6- 3	0- 0	0- 0	HOME	0- 0	0- 0	6- 3				
3- 12	0- 0	0- 1	AWAY	0- 2	0- 0	3- 9				
0- 1	0- 0	0- 0	NEUTRAL	0- 0	0- 0	0- 1				
1- 10	0- 0	0- 1	NON-CONFERENCE	0- 2	0- 0	1- 7				
1- 2	0- 0	0- 0	HOME	0- 0	0- 0	1- 2				
0- 7	0- 0	0- 1	AWAY	0- 2	0- 0	0- 4				
0- 1	0- 0	0- 0	NEUTRAL	0- 0	0- 0	0- 1				
8- 6	0- 0	0- 0	CONFERENCE	0- 0	0- 0	8- 6				
5- 1	0- 0	0- 0	HOME	0- 0	0- 0	5- 1				
3- 5	0- 0	0- 0	AWAY	0- 0	0- 0	3- 5				
0- 0	0- 0	0- 0	NEUTRAL	0- 0	0- 0	0- 0				

RPI 1-25				RPI 26-50				RPI 51-100				RPI 101+				Team's RPI: 309
RPI	S	Opponent	Score	RPI	S	Opponent	Score	RPI	S	Opponent	Score	RPI	S	Opponent	Score	
				32	A	Syracuse	63 95	60	A	Virginia Tech	47 81	162	A	Boston College	46 66	
								86	A	New Hampshire	52 56	173	H	Hartford	58 68	
												195	A	Sacred Heart	61 82	
												195	H	Sacred Heart	67 50	
												198	A	Seton Hall	70 78	
												213	A	Robert Morris	46 55	
												231	A	Dartmouth	51 61	
												257	A	Saint Francis (PA)	81 87	
												267	N	San Diego St.	62 80	
												272	H	Stony Brook	59 64	
												281	H	Vermont	78 76	
												291	A	Massachusetts	37 76	
												298	H	Bryant	53 52	
												303	A	Mt. St. Mary's	66 81	
												303	H	Mt. St. Mary's	68 58	
												322	A	St. Francis Brooklyn	61 53	
												334	A	Wagner	83 71	
												334	H	Wagner	66 53	
												337	A	LIU Brooklyn	76 71	
												337	H	LIU Brooklyn	62 68	
												340	A	Fairleigh Dickinson	64 77	
												340	H	Fairleigh Dickinson	68 49	
LAST 12 Division I GAMES:																
				340	A	Fairleigh Dickinson	64 77	213	A	Robert Morris	46 55					
				195	A	Sacred Heart	61 82	257	A	Saint Francis (PA)	81 87					
				334	A	Wagner	83 71	337	A	LIU Brooklyn	76 71					
				303	A	Mt. St. Mary's	66 81	340	H	Fairleigh Dickinson	68 49					
				337	H	LIU Brooklyn	62 68	303	H	Mt. St. Mary's	68 58					
				298	H	Bryant	53 52	195	H	Sacred Heart	67 50					

Non-Div I Games:

Central Conn. St.

■ Loss,
 ■ Non-Conf,
 ■ S Site,
 ■ H Home
 ■ A Away
 N Neutral

Central Mich.

Through Games Of Feb. 15, 2017

Average RPI Win:	190	WON-LOST	WINNING	LAST 10	STRENGTH OF	OPP. STRENGTH	TEAM	ADJ.	CONF.	ADJ CONF.
Average RPI Loss:	60	RECORD	PCT. RANK	GAMES	SCHEDULE	OF SCHEDULE	RPI	RPI	RPI	RPI
DIV. I ONLY	19- 6	38	8- 2	132	90	47	47	10	10	
DIV. I NON-CONF.	8- 4	97	0- 0	271	41	149	149	11	11	
TOTALS	RPI 1-25	RPI 26-50	W-L RECORDS	RPI 51-100	RPI 101-150	RPI 150+				
19- 6	0- 1	2- 1	OVERALL	3- 4	2- 0	12- 0				
12- 1	0- 0	1- 1	HOME	2- 0	1- 0	8- 0				
5- 5	0- 1	1- 0	AWAY	1- 4	1- 0	2- 0				
2- 0	0- 0	0- 0	NEUTRAL	0- 0	0- 0	2- 0				
8- 4	0- 1	0- 1	NON-CONFERENCE	1- 2	0- 0	7- 0				
6- 1	0- 0	0- 1	HOME	1- 0	0- 0	5- 0				
0- 3	0- 1	0- 0	AWAY	0- 2	0- 0	0- 0				
2- 0	0- 0	0- 0	NEUTRAL	0- 0	0- 0	2- 0				
11- 2	0- 0	2- 0	CONFERENCE	2- 2	2- 0	5- 0				
6- 0	0- 0	1- 0	HOME	1- 0	1- 0	3- 0				
5- 2	0- 0	1- 0	AWAY	1- 2	1- 0	2- 0				
0- 0	0- 0	0- 0	NEUTRAL	0- 0	0- 0	0- 0				

RPI 1-25				RPI 26-50				Team's RPI: 47	RPI 51-100				RPI 101+			
RPI	S	Opponent	Score	RPI	S	Opponent	Score		RPI	S	Opponent	Score	RPI	S	Opponent	Score
2	A	Notre Dame	47 107	31	H	Elon	57 71		65	A	Middle Tenn.	69 79	106	A	Kent St.	91 78
				41	A	Ohio	70 64		78	A	Buffalo	56 67	144	H	Ball St.	101 92
				41	H	Ohio	64 59		78	H	Buffalo	88 71	163	H	Oakland	70 67
									79	A	Northern Ill.	109 94	171	H	Western Mich.	94 83
									85	A	Toledo	72 74	185	H	Illinois	82 51
									99	A	Purdue	51 62	215	H	Miami (OH)	80 61
									100	H	Saint Joseph's	73 71	228	H	Akron	89 62
													241	H	Furman	81 71
													271	A	Bowling Green	76 65
													285	A	Eastern Mich.	104 63
													295	N	North Dakota St.	77 55
													320	H	Loyola Chicago	95 57
													325	H	Ill.-Chicago	77 55
													329	N	Utah Valley	71 62
LAST 12 Division I GAMES:																
41	A	Ohio	70 64	78	A	Buffalo	56 67									
171	H	Western Mich.	94 83	215	H	Miami (OH)	80 61									
79	A	Northern Ill.	109 94	271	A	Bowling Green	76 65									
285	A	Eastern Mich.	104 63	144	H	Ball St.	101 92									
41	H	Ohio	64 59	78	H	Buffalo	88 71									
85	A	Toledo	72 74	228	H	Akron	89 62									

Non-Div I Games:

Central Mich.

■ Loss,
 ■ Non-Conf,
 ■ S Site,
 ■ Home
 ■ A Away
 N Neutral

Average RPI Win:	265	WON-LOST	WINNING	LAST 10	STRENGTH OF	OPP. STRENGTH	TEAM	ADJ.	CONF.	ADJ CONF.
Average RPI Loss:	194	RECORD	PCT. RANK	GAMES	SCHEDULE	OF SCHEDULE	RPI	RPI	RPI	RPI
DIV. I ONLY	11- 10	157	7- 3	310	311	236	236	28	28	
DIV. I NON-CONF.	3- 5	223	0- 0	339	218	320	320	28	28	
TOTALS	RPI 1-25	RPI 26-50	W-L RECORDS	RPI 51-100	RPI 101-150	RPI 150+				
11- 10	0- 0	0- 1	OVERALL	0- 0	1- 2	10- 7				
8- 3	0- 0	0- 0	HOME	0- 0	1- 0	7- 3				
3- 7	0- 0	0- 1	AWAY	0- 0	0- 2	3- 4				
0- 0	0- 0	0- 0	NEUTRAL	0- 0	0- 0	0- 0				
3- 5	0- 0	0- 1	NON-CONFERENCE	0- 0	0- 1	3- 3				
2- 2	0- 0	0- 0	HOME	0- 0	0- 0	2- 2				
1- 3	0- 0	0- 1	AWAY	0- 0	0- 1	1- 1				
0- 0	0- 0	0- 0	NEUTRAL	0- 0	0- 0	0- 0				
8- 5	0- 0	0- 0	CONFERENCE	0- 0	1- 1	7- 4				
6- 1	0- 0	0- 0	HOME	0- 0	1- 0	5- 1				
2- 4	0- 0	0- 0	AWAY	0- 0	0- 1	2- 3				
0- 0	0- 0	0- 0	NEUTRAL	0- 0	0- 0	0- 0				

RPI 1-25			RPI 26-50			RPI 51-100			RPI 101+			Team's RPI: 236
RPI	S	Opponent	Score	RPI	S	Opponent	Score	RPI	S	Opponent	Score	
				50	A	West Virginia	38 88					
								110	A	North Carolina	77 93	
								135	A	Radford	59 67	
								135	H	Radford	57 45	
								202	H	Col. of Charleston	76 79	
								210	A	Campbell	37 54	
								210	H	Campbell	60 43	
								222	A	Presbyterian	48 50	
								222	H	Presbyterian	52 34	
								235	A	UNC Asheville	47 56	
								235	H	UNC Asheville	73 66	
								237	H	Ga. Southern	55 54	
								239	H	Wofford	45 59	
								249	H	Liberty	72 81	
								265	A	High Point	74 68	
								287	A	Western Caro.	53 58	
								296	A	Lipscomb	67 52	
								307	H	Gardner-Webb	64 57	
								328	H	Winthrop	71 52	
								336	A	Longwood	62 47	
								346	H	South Carolina St.	67 62	
LAST 12 Division I GAMES:												
235	H	UNC Asheville	73 66	307	H	Gardner-Webb	64 57					
135	A	Radford	59 67	135	H	Radford	57 45					
210	H	Campbell	60 43	222	A	Presbyterian	48 50					
222	H	Presbyterian	52 34	328	H	Winthrop	71 52					
235	A	UNC Asheville	47 56	265	A	High Point	74 68					
336	A	Longwood	62 47	210	A	Campbell	37 54					

Non-Div I Games: Southern Wesleyan 80 57 Montreat 79 50 Paine 75 67

Charleston So.

Loss, Non-Conf, S Site, H Home A Away N Neutral

Average RPI Win:	202	WON-LOST	WINNING	LAST 10	STRENGTH OF	OPP. STRENGTH	TEAM	ADJ.	CONF.	ADJ CONF.
Average RPI Loss:	107	RECORD	PCT. RANK	GAMES	SCHEDULE	OF SCHEDULE	RPI	RPI	RPI	RPI
DIV. I ONLY	17- 7	63	6- 4	213	99	104	104	15	15	
DIV. I NON-CONF.	8- 3	67	0- 0	284	22	110	110	16	16	
TOTALS	RPI 1-25	RPI 26-50	W-L RECORDS	RPI 51-100	RPI 101-150	RPI 150+				
17- 7	0- 1	0- 0	OVERALL	1- 3	4- 0	12- 3				
8- 3	0- 0	0- 0	HOME	1- 1	1- 0	6- 2				
9- 2	0- 1	0- 0	AWAY	0- 0	3- 0	6- 1				
0- 2	0- 0	0- 0	NEUTRAL	0- 2	0- 0	0- 0				
8- 3	0- 1	0- 0	NON-CONFERENCE	0- 2	2- 0	6- 0				
5- 0	0- 0	0- 0	HOME	0- 0	1- 0	4- 0				
3- 1	0- 1	0- 0	AWAY	0- 0	1- 0	2- 0				
0- 2	0- 0	0- 0	NEUTRAL	0- 2	0- 0	0- 0				
9- 4	0- 0	0- 0	CONFERENCE	1- 1	2- 0	6- 3				
3- 3	0- 0	0- 0	HOME	1- 1	0- 0	2- 2				
6- 1	0- 0	0- 0	AWAY	0- 0	2- 0	4- 1				
0- 0	0- 0	0- 0	NEUTRAL	0- 0	0- 0	0- 0				

RPI 1-25				RPI 26-50				RPI 51-100				RPI 101+				Team's RPI: 104	
RPI	S	Opponent	Score	RPI	S	Opponent	Score	RPI	S	Opponent	Score	RPI	S	Opponent	Score		
19	A	Miami (FL)	46 80					55	N	Utah	68 81	117	A	Duquesne	77 63		
								65	H	Middle Tenn.	81 83	120	A	Southern Miss.	78 61		
								81	H	Western Ky.	89 85	130	A	Old Dominion	86 75		
								87	N	Boise St.	65 68	149	H	East Carolina	79 64		
												153	A	Pittsburgh	70 63		
												155	A	Louisiana Tech	54 80		
												183	H	UAB	81 88		
												188	A	Rice	69 51		
												188	H	Rice	52 55		
												201	H	Wisconsin	63 48		
												202	A	Col. of Charleston	62 49		
												204	A	North Texas	78 63		
												204	H	North Texas	66 49		
												222	H	Presbyterian	71 63		
												250	H	Marshall	93 77		
												273	H	Davidson	93 79		
												280	A	FIU	101 54		
												331	A	Fla. Atlantic	72 66		
												336	H	Longwood	66 41		
LAST 12 Division I GAMES:																	
				65	H	Middle Tenn.	81 83					130	A	Old Dominion	86 75		
				183	H	UAB	81 88					120	A	Southern Miss.	78 61		
				280	A	FIU	101 54					155	A	Louisiana Tech	54 80		
				331	A	Fla. Atlantic	72 66					250	H	Marshall	93 77		
				188	H	Rice	52 55					81	H	Western Ky.	89 85		
				204	H	North Texas	66 49					188	A	Rice	69 51		

Non-Div I Games:

Charlotte

■ Loss,
 ■ Non-Conf, S Site,
 ■ Home
 ■ Away
 N Neutral

Chattanooga

Through Games Of Feb. 15, 2017

Average RPI Win:	212	WON-LOST	WINNING	LAST 10	STRENGTH OF	OPP. STRENGTH	TEAM	ADJ.	CONF.	ADJ CONF.
Average RPI Loss:	69	RECORD	PCT. RANK	GAMES	SCHEDULE	OF SCHEDULE	RPI	RPI	RPI	RPI
DIV. I ONLY	15- 9	106	9- 1	69	110	80	80	17	17	
DIV. I NON-CONF.	6- 8	203	1- 1	63	18	114	114	20	20	
TOTALS	RPI 1-25	RPI 26-50	W-L RECORDS	RPI 51-100	RPI 101-150	RPI 150+				
15- 9	0- 3	0- 2	OVERALL	0- 2	3- 1	12- 1				
6- 4	0- 1	0- 2	HOME	0- 1	2- 0	4- 0				
7- 4	0- 2	0- 0	AWAY	0- 1	1- 0	6- 1				
2- 1	0- 0	0- 0	NEUTRAL	0- 0	0- 1	2- 0				
6- 8	0- 3	0- 2	NON-CONFERENCE	0- 2	1- 1	5- 0				
1- 4	0- 1	0- 2	HOME	0- 1	1- 0	0- 0				
3- 3	0- 2	0- 0	AWAY	0- 1	0- 0	3- 0				
2- 1	0- 0	0- 0	NEUTRAL	0- 0	0- 1	2- 0				
9- 1	0- 0	0- 0	CONFERENCE	0- 0	2- 0	7- 1				
5- 0	0- 0	0- 0	HOME	0- 0	1- 0	4- 0				
4- 1	0- 0	0- 0	AWAY	0- 0	1- 0	3- 1				
0- 0	0- 0	0- 0	NEUTRAL	0- 0	0- 0	0- 0				

RPI 1-25				RPI 26-50				RPI 51-100 Team's RPI: 80				RPI 101+			
RPI	S	Opponent	Score	RPI	S	Opponent	Score	RPI	S	Opponent	Score	RPI	S	Opponent	Score
1	A	UConn	43 80	34	H	Green Bay	55 71	61	H	Florida	61 72	101	A	Mercer	74 56
2	H	Notre Dame	58 79	42	H	Indiana	76 79	96	A	FGCU	55 68	101	H	Mercer	70 50
13	A	Louisville	47 63									119	H	Stetson	66 55
												132	N	Maine	39 49
												187	A	ETSU	70 62
												187	H	ETSU	60 45
												200	A	Rutgers	66 53
												222	A	Presbyterian	56 48
												223	H	UNCG	58 55
												239	A	Wofford	71 61
												240	A	Samford	77 61
												240	H	Samford	51 45
												241	A	Furman	48 65
												247	A	UT Martin	80 60
												271	N	Bowling Green	54 49
												287	H	Western Caro.	67 46
												315	N	Lafayette	68 43
LAST 12 Division I GAMES:															
187	A	ETSU	70 62	287	H	Western Caro.	67 46								
240	H	Samford	51 45	187	H	ETSU	60 45								
101	H	Mercer	70 50	101	A	Mercer	74 56								
241	A	Furman	48 65	240	A	Samford	77 61								
239	A	Wofford	71 61	222	A	Presbyterian	56 48								
223	H	UNCG	58 55	2	H	Notre Dame	58 79								

Non-Div I Games:

Chattanooga

■ Loss,
 ■ Non-Conf, S Site,
 ■ Home
 ■ Away
 N Neutral

Average RPI Win:	0	WON-LOST	WINNING	LAST 10	STRENGTH OF	OPP. STRENGTH	TEAM	ADJ.	CONF.	ADJ CONF.
Average RPI Loss:	200	RECORD	PCT. RANK	GAMES	SCHEDULE	OF SCHEDULE	RPI	RPI	RPI	RPI
DIV. I ONLY	0- 24	348	0- 10	130	340	335	335	29	29	
DIV. I NON-CONF.	0- 14	335	0- 2	81	320	316	316	29	29	
TOTALS	RPI 1-25	RPI 26-50	W-L RECORDS	RPI 51-100	RPI 101-150	RPI 150+				
0- 24	0- 1	0- 0	OVERALL	0- 3	0- 2	0- 18				
0- 10	0- 0	0- 0	HOME	0- 1	0- 0	0- 9				
0- 14	0- 1	0- 0	AWAY	0- 2	0- 2	0- 9				
0- 0	0- 0	0- 0	NEUTRAL	0- 0	0- 0	0- 0				
0- 14	0- 1	0- 0	NON-CONFERENCE	0- 3	0- 2	0- 8				
0- 6	0- 0	0- 0	HOME	0- 1	0- 0	0- 5				
0- 8	0- 1	0- 0	AWAY	0- 2	0- 2	0- 3				
0- 0	0- 0	0- 0	NEUTRAL	0- 0	0- 0	0- 0				
0- 10	0- 0	0- 0	CONFERENCE	0- 0	0- 0	0- 10				
0- 4	0- 0	0- 0	HOME	0- 0	0- 0	0- 4				
0- 6	0- 0	0- 0	AWAY	0- 0	0- 0	0- 6				
0- 0	0- 0	0- 0	NEUTRAL	0- 0	0- 0	0- 0				

RPI 1-25				RPI 26-50				RPI 51-100				RPI 101+ Team's RPI: 335			
RPI	S	Opponent	Score	RPI	S	Opponent	Score	RPI	S	Opponent	Score	RPI	S	Opponent	Score
22	A	Kansas St.	33 83					58	A	Northwestern	42 75	141	A	Cincinnati	53 81
								79	A	Northern Ill.	85 94	144	A	Ball St.	53 88
								83	H	Western Ill.	50 54	151	H	Wright St.	65 71
												163	H	Oakland	60 80
												169	A	Milwaukee	49 71
												171	H	Western Mich.	51 64
												180	A	New Mexico St.	63 100
												180	H	New Mexico St.	54 65
												191	A	Morehead St.	55 63
												225	A	Grand Canyon	39 57
												226	A	Seattle U	53 82
												226	H	Seattle U	51 64
												262	A	UTRGV	43 71
												262	H	UTRGV	46 57
												264	A	CSU Bakersfield	48 83
												311	H	Valparaiso	51 53
												317	H	NJIT	42 57
												320	A	Loyola Chicago	54 59
												329	A	Utah Valley	54 73
												329	H	Utah Valley	59 62
LAST 12 Division I GAMES:															
329	A	Utah Valley	54 73	226	H	Seattle U	51 64								
226	A	Seattle U	53 82	329	H	Utah Valley	59 62								
180	H	New Mexico St.	54 65	180	A	New Mexico St.	63 100								
225	A	Grand Canyon	39 57	262	A	UTRGV	43 71								
264	A	CSU Bakersfield	48 83	317	H	NJIT	42 57								
262	H	UTRGV	46 57	141	A	Cincinnati	53 81								

Non-Div I Games:

Chicago St.

■ Loss,
■ Non-Conf,
■ S Site,
■ H Home
■ A Away
N Neutral

Average RPI Win:	217	WON-LOST	WINNING	LAST 10	STRENGTH OF	OPP. STRENGTH	TEAM	ADJ.	CONF.	ADJ CONF.
Average RPI Loss:	82	RECORD	PCT. RANK	GAMES	SCHEDULE	OF SCHEDULE	RPI	RPI	RPI	RPI
DIV. I ONLY	14- 10	125	5- 5	179	84	141	141	5	5	
DIV. I NON-CONF.	8- 4	97	0- 0	326	244	214	214	5	5	
TOTALS	RPI 1-25	RPI 26-50	W-L RECORDS	RPI 51-100	RPI 101-150	RPI 150+				
14- 10	0- 2	0- 3	OVERALL	1- 2	3- 1	10- 2				
9- 5	0- 1	0- 1	HOME	1- 1	2- 0	6- 2				
5- 5	0- 1	0- 2	AWAY	0- 1	1- 1	4- 0				
0- 0	0- 0	0- 0	NEUTRAL	0- 0	0- 0	0- 0				
8- 4	0- 1	0- 0	NON-CONFERENCE	0- 1	0- 0	8- 2				
5- 3	0- 0	0- 0	HOME	0- 1	0- 0	5- 2				
3- 1	0- 1	0- 0	AWAY	0- 0	0- 0	3- 0				
0- 0	0- 0	0- 0	NEUTRAL	0- 0	0- 0	0- 0				
6- 6	0- 1	0- 3	CONFERENCE	1- 1	3- 1	2- 0				
4- 2	0- 1	0- 1	HOME	1- 0	2- 0	1- 0				
2- 4	0- 0	0- 2	AWAY	0- 1	1- 1	1- 0				
0- 0	0- 0	0- 0	NEUTRAL	0- 0	0- 0	0- 0				

RPI 1-25				RPI 26-50				RPI 51-100				RPI 101+ Team's RPI: 141			
RPI	S	Opponent	Score	RPI	S	Opponent	Score	RPI	S	Opponent	Score	RPI	S	Opponent	Score
1	H	UConn	49 96	33	A	South Fla.	52 72	89	A	SMU	47 64	113	A	UCF	44 64
25	A	Ohio St.	38 80	40	A	Tulane	51 62	89	H	SMU	67 65	113	H	UCF	63 57
				40	H	Tulane	68 74	95	H	Georgia	48 51	140	A	Memphis	66 59
												149	H	East Carolina	74 64
												175	A	Houston	71 62
												175	H	Houston	85 64
												181	H	Xavier	61 72
												205	H	Indiana St.	55 63
												215	A	Miami (OH)	49 43
												255	H	Howard	66 56
												260	H	Tennessee Tech	60 38
												270	A	Southeast Mo. St.	83 75
												271	A	Bowling Green	68 58
												276	H	Ark.-Pine Bluff	72 42
												312	H	Eastern Ill.	78 64
												335	H	Chicago St.	81 53
LAST 12 Division I GAMES:															
40	A	Tulane	51 62	149	H	East Carolina	74 64								
175	A	Houston	71 62	89	H	SMU	67 65								
1	H	UConn	49 96	140	A	Memphis	66 59								
33	A	South Fla.	52 72	175	H	Houston	85 64								
40	H	Tulane	68 74	113	H	UCF	63 57								
113	A	UCF	44 64	89	A	SMU	47 64								

Non-Div I Games: Clarion 92 54

Cincinnati

Average RPI Win:	207	WON-LOST	WINNING	LAST 10	STRENGTH OF	OPP. STRENGTH	TEAM	ADJ.	CONF.	ADJ CONF.
Average RPI Loss:	42	RECORD	PCT. RANK	GAMES	SCHEDULE	OF SCHEDULE	RPI	RPI	RPI	RPI
DIV. I ONLY	14- 12	155	3- 7	62	75	108	108	3	3	
DIV. I NON-CONF.	11- 2	23	0- 0	201	286	79	79	4	4	
TOTALS	RPI 1-25	RPI 26-50	W-L RECORDS	RPI 51-100	RPI 101-150	RPI 150+				
14- 12	0- 5	1- 3	OVERALL	0- 3	2- 0	11- 1				
9- 6	0- 2	1- 2	HOME	0- 2	2- 0	6- 0				
3- 6	0- 3	0- 1	AWAY	0- 1	0- 0	3- 1				
2- 0	0- 0	0- 0	NEUTRAL	0- 0	0- 0	2- 0				
11- 2	0- 1	0- 1	NON-CONFERENCE	0- 0	1- 0	10- 0				
7- 1	0- 0	0- 1	HOME	0- 0	1- 0	6- 0				
2- 1	0- 1	0- 0	AWAY	0- 0	0- 0	2- 0				
2- 0	0- 0	0- 0	NEUTRAL	0- 0	0- 0	2- 0				
3- 10	0- 4	1- 2	CONFERENCE	0- 3	1- 0	1- 1				
2- 5	0- 2	1- 1	HOME	0- 2	1- 0	0- 0				
1- 5	0- 2	0- 1	AWAY	0- 1	0- 0	1- 1				
0- 0	0- 0	0- 0	NEUTRAL	0- 0	0- 0	0- 0				

RPI 1-25				RPI 26-50				RPI 51-100				RPI 101+ Team's RPI: 108			
RPI	S	Opponent	Score	RPI	S	Opponent	Score	RPI	S	Opponent	Score	RPI	S	Opponent	Score
3	A	South Carolina	61 83	28	A	North Carolina St.	53 65	60	H	Virginia Tech	69 78	110	H	North Carolina	78 67
6	H	Florida St.	27 86	32	H	Syracuse	62 88	69	H	Virginia	37 69	132	H	Maine	69 61
10	A	Duke	37 65	35	H	Oregon	59 87	70	A	Wake Forest	56 68	151	N	Wright St.	75 51
13	H	Louisville	46 60	46	H	Georgia Tech	62 61					153	A	Pittsburgh	54 46
19	A	Miami (FL)	57 81									155	H	Louisiana Tech	78 67
												162	A	Boston College	48 60
												211	A	Monmouth	60 47
												221	H	Bethune-Cookman	59 38
												237	H	Ga. Southern	58 47
												251	A	Jacksonville St.	69 63
												278	H	Coastal Caro.	64 57
												287	H	Western Caro.	78 63
												320	N	Loyola Chicago	61 40
												346	H	South Carolina St.	56 36
LAST 12 Division I GAMES:															
19	A	Miami (FL)	57 81	28	A	North Carolina St.	53 65								
153	A	Pittsburgh	54 46	69	H	Virginia	37 69								
110	H	North Carolina	78 67	6	H	Florida St.	27 86								
10	A	Duke	37 65	70	A	Wake Forest	56 68								
46	H	Georgia Tech	62 61	60	H	Virginia Tech	69 78								
13	H	Louisville	46 60	32	H	Syracuse	62 88								

Non-Div I Games:

Clemson

■ Loss,
■ Non-Conf,
■ S Site,
■ H Home
■ A Away
N Neutral

Average RPI Win:	284	WON-LOST	WINNING	LAST 10	STRENGTH OF	OPP. STRENGTH	TEAM	ADJ.	CONF.	ADJ CONF.
Average RPI Loss:	128	RECORD	PCT. RANK	GAMES	SCHEDULE	OF SCHEDULE	RPI	RPI	RPI	RPI
DIV. I ONLY	11- 12	190	4- 6	216	257	184	184	20	20	
DIV. I NON-CONF.	4- 5	198	0- 0	167	239	162	162	21	21	
TOTALS	RPI 1-25	RPI 26-50	W-L RECORDS	RPI 51-100	RPI 101-150	RPI 150+				
11- 12	0- 1	0- 2	OVERALL	0- 2	0- 2	11- 5				
3- 4	0- 0	0- 1	HOME	0- 1	0- 0	3- 2				
7- 8	0- 1	0- 1	AWAY	0- 1	0- 2	7- 3				
1- 0	0- 0	0- 0	NEUTRAL	0- 0	0- 0	1- 0				
4- 5	0- 1	0- 0	NON-CONFERENCE	0- 2	0- 1	4- 1				
0- 2	0- 0	0- 0	HOME	0- 1	0- 0	0- 1				
3- 3	0- 1	0- 0	AWAY	0- 1	0- 1	3- 0				
1- 0	0- 0	0- 0	NEUTRAL	0- 0	0- 0	1- 0				
7- 7	0- 0	0- 2	CONFERENCE	0- 0	0- 1	7- 4				
3- 2	0- 0	0- 1	HOME	0- 0	0- 0	3- 1				
4- 5	0- 0	0- 1	AWAY	0- 0	0- 1	4- 3				
0- 0	0- 0	0- 0	NEUTRAL	0- 0	0- 0	0- 0				

RPI 1-25			RPI 26-50			RPI 51-100			RPI 101+ Team's RPI: 184		
RPI	S	Opponent	Score	RPI	S	Opponent	Score	RPI	S	Opponent	Score
25	A	Ohio St.	78 96	34	A	Green Bay	60 79	72	A	Bucknell	66 77
				34	H	Green Bay	51 65	85	H	Toledo	59 92
										Navy	63 88
										Detroit	54 66
										Wright St.	63 84
										Oakland	74 62
										Milwaukee	72 76
										Milwaukee	78 80
										Niagara	49 67
										Richmond	69 65
										Bowling Green	64 56
										Evansville	66 62
										Northern Ky.	58 54
										Valparaiso	66 62
										Valparaiso	71 60
										Eastern Ill.	66 56
										Youngstown St.	67 92
										Youngstown St.	71 68
										Ill.-Chicago	63 59
										Ill.-Chicago	77 59
LAST 12 Division I GAMES:											
169	A	Milwaukee	72 76	137	A	Detroit	54 66				
34	A	Green Bay	60 79	163	A	Oakland	74 62				
311	A	Valparaiso	66 62	313	A	Youngstown St.	67 92				
325	A	Ill.-Chicago	63 59	325	H	Ill.-Chicago	77 59				
34	H	Green Bay	51 65	311	H	Valparaiso	71 60				
169	H	Milwaukee	78 80	151	A	Wright St.	63 84				

Non-Div I Games: Notre Dame (OH) 51 66 Lake Erie 65 42

Cleveland St.

Loss, Non-Conf, S Site, H Home A Away N Neutral

Average RPI Win:	271	WON-LOST	WINNING	LAST 10	STRENGTH OF	OPP. STRENGTH	TEAM	ADJ.	CONF.	ADJ CONF.
Average RPI Loss:	182	RECORD	PCT. RANK	GAMES	SCHEDULE	OF SCHEDULE	RPI	RPI	RPI	RPI
DIV. I ONLY	8- 13	240	4- 6	298	299	278	278	21	21	
DIV. I NON-CONF.	4- 4	165	0- 0	342	345	276	276	19	19	
TOTALS	RPI 1-25	RPI 26-50	W-L RECORDS	RPI 51-100	RPI 101-150	RPI 150+				
8- 13	0- 0	0- 2	OVERALL	0- 2	0- 1	8- 8				
4- 5	0- 0	0- 1	HOME	0- 1	0- 0	4- 3				
3- 8	0- 0	0- 1	AWAY	0- 1	0- 1	3- 5				
1- 0	0- 0	0- 0	NEUTRAL	0- 0	0- 0	1- 0				
4- 4	0- 0	0- 0	NON-CONFERENCE	0- 0	0- 1	4- 3				
1- 1	0- 0	0- 0	HOME	0- 0	0- 0	1- 1				
2- 3	0- 0	0- 0	AWAY	0- 0	0- 1	2- 2				
1- 0	0- 0	0- 0	NEUTRAL	0- 0	0- 0	1- 0				
4- 9	0- 0	0- 2	CONFERENCE	0- 2	0- 0	4- 5				
3- 4	0- 0	0- 1	HOME	0- 1	0- 0	3- 2				
1- 5	0- 0	0- 1	AWAY	0- 1	0- 0	1- 3				
0- 0	0- 0	0- 0	NEUTRAL	0- 0	0- 0	0- 0				

RPI S	Opponent	Score	RPI S	Opponent	Score	RPI S	Opponent	Score	RPI S	Opponent	Score	Team's RPI: 278
44	A Little Rock	47 79	44	H Little Rock	66 74	98	A UT Arlington	58 60	108	A Clemson	57 64	
						98	H UT Arlington	41 70	176	A Texas St.	62 83	
									176	H Texas St.	64 48	
									196	H Appalachian St.	60 55	
									202	A Col. of Charleston	79 72	
									237	A Ga. Southern	70 78	
									237	H Ga. Southern	62 65	
									239	A Wofford	62 67	
									250	A Marshall	66 84	
									257	H Saint Francis (PA)	59 70	
									259	A Georgia St.	73 67	
									259	H Georgia St.	48 69	
									323	A Arkansas St.	52 60	
									323	H Arkansas St.	57 55	
									324	A Fort Wayne	72 57	
									342	H N.C. Central	66 50	
									346	N South Carolina St.	63 54	
LAST 12 Division I GAMES:												
237	H Ga. Southern	62 65	259	A Georgia St.	73 67							
259	H Georgia St.	48 69	237	A Ga. Southern	70 78							
44	A Little Rock	47 79	196	H Appalachian St.	60 55							
323	A Arkansas St.	52 60	323	H Arkansas St.	57 55							
176	H Texas St.	64 48	44	H Little Rock	66 74							
98	H UT Arlington	41 70	98	A UT Arlington	58 60							

Non-Div I Games: Pfeiffer

91 49

Catawba

58

63

Coastal Caro.

Average RPI Win:	192	WON-LOST	WINNING	LAST 10	STRENGTH OF	OPP. STRENGTH	TEAM	ADJ.	CONF.	ADJ CONF.
Average RPI Loss:	126	RECORD	PCT. RANK	GAMES	SCHEDULE	OF SCHEDULE	RPI	RPI	RPI	RPI
DIV. I ONLY	8- 16	259	3- 7	117	100	202	202	8	8	
DIV. I NON-CONF.	3- 8	262	0- 0	160	123	213	213	8	8	
TOTALS	RPI 1-25	RPI 26-50	W-L RECORDS	RPI 51-100	RPI 101-150	RPI 150+				
8- 16	0- 1	0- 3	OVERALL	1- 3	1- 2	6- 7				
5- 5	0- 0	0- 1	HOME	1- 1	1- 1	3- 2				
3- 11	0- 1	0- 2	AWAY	0- 2	0- 1	3- 5				
0- 0	0- 0	0- 0	NEUTRAL	0- 0	0- 0	0- 0				
3- 8	0- 1	0- 1	NON-CONFERENCE	0- 2	0- 1	3- 3				
0- 4	0- 0	0- 0	HOME	0- 1	0- 1	0- 2				
3- 4	0- 1	0- 1	AWAY	0- 1	0- 0	3- 1				
0- 0	0- 0	0- 0	NEUTRAL	0- 0	0- 0	0- 0				
5- 8	0- 0	0- 2	CONFERENCE	1- 1	1- 1	3- 4				
5- 1	0- 0	0- 1	HOME	1- 0	1- 0	3- 0				
0- 7	0- 0	0- 1	AWAY	0- 1	0- 1	0- 4				
0- 0	0- 0	0- 0	NEUTRAL	0- 0	0- 0	0- 0				

RPI 1-25				RPI 26-50				RPI 51-100				RPI 101+ Team's RPI: 202			
RPI	S	Opponent	Score	RPI	S	Opponent	Score	RPI	S	Opponent	Score	RPI	S	Opponent	Score
13	A	Louisville	58 86	28	A	North Carolina St.	47 91	60	H	Virginia Tech	61 71	104	H	Charlotte	49 62
				31	A	Elon	57 70	66	A	Drexel	57 70	115	A	Delaware	66 71
				31	H	Elon	56 84	66	H	Drexel	79 75	128	H	William & Mary	70 60
								81	A	Western Ky.	76 89	175	A	Houston	63 79
												179	A	Northeastern	44 61
												186	A	Towson	59 61
												186	H	Towson	59 54
												189	A	Hofstra	81 85
												189	H	Hofstra	71 55
												196	A	Appalachian St.	65 62
												208	A	UNCW	61 67
												208	H	UNCW	76 37
												236	A	Charleston So.	79 76
												275	H	North Florida	47 60
												278	H	Coastal Caro.	72 79
												328	A	Winthrop	95 64
LAST 12 Division I GAMES:															
179	A	Northeastern	44 61	115	A	Delaware	66 71								
189	A	Hofstra	81 85	66	A	Drexel	57 70								
186	H	Towson	59 54	186	A	Towson	59 61								
66	H	Drexel	79 75	31	H	Elon	56 84								
208	A	UNCW	61 67	208	H	UNCW	76 37								
189	H	Hofstra	71 55	128	H	William & Mary	70 60								

Non-Div I Games:

Col. of Charleston

■ Loss,
 ■ Non-Conf,
 ■ S Site,
 ■ H Home
 ■ A Away
 N Neutral

Average RPI Win: 249	WON-LOST	WINNING	LAST 10	STRENGTH OF	OPP. STRENGTH	TEAM	ADJ.	CONF.	ADJ CONF.
Average RPI Loss: 168	RECORD	PCT. RANK	GAMES	SCHEDULE	OF SCHEDULE	RPI	RPI	RPI	RPI
DIV. I ONLY	8- 17	267	3- 7	185	291	252	252	24	24
DIV. I NON-CONF.	3- 8	262	0- 0	259	237	284	284	25	25
TOTALS	RPI 1-25	RPI 26-50	W-L RECORDS	RPI 51-100	RPI 101-150	RPI 150+			
8- 17	0- 0	0- 0	OVERALL	0- 4	2- 2	6- 11			
5- 5	0- 0	0- 0	HOME	0- 1	0- 2	5- 2			
3- 12	0- 0	0- 0	AWAY	0- 3	2- 0	1- 9			
0- 0	0- 0	0- 0	NEUTRAL	0- 0	0- 0	0- 0			
3- 8	0- 0	0- 0	NON-CONFERENCE	0- 2	1- 1	2- 5			
2- 1	0- 0	0- 0	HOME	0- 0	0- 1	2- 0			
1- 7	0- 0	0- 0	AWAY	0- 2	1- 0	0- 5			
0- 0	0- 0	0- 0	NEUTRAL	0- 0	0- 0	0- 0			
5- 9	0- 0	0- 0	CONFERENCE	0- 2	1- 1	4- 6			
3- 4	0- 0	0- 0	HOME	0- 1	0- 1	3- 2			
2- 5	0- 0	0- 0	AWAY	0- 1	1- 0	1- 4			
0- 0	0- 0	0- 0	NEUTRAL	0- 0	0- 0	0- 0			

RPI 1-25				RPI 26-50				RPI 51-100				RPI 101+				Team's RPI: 252	
RPI	S	Opponent	Score	RPI	S	Opponent	Score	RPI	S	Opponent	Score	RPI	S	Opponent	Score		
								64	A	Gonzaga	42 72	126	A	Navy	69 61		
								72	A	Bucknell	56 79	126	H	Navy	67 80		
								72	H	Bucknell	49 79	129	H	Cornell	57 70		
								99	A	Purdue	51 71	145	A	Brown	67 62		
												158	A	Army West Point	47 57		
												158	H	Army West Point	69 76		
												168	A	Providence	85 92		
												178	A	Columbia	67 75		
												186	H	Towson	76 71		
												193	A	American	57 68		
												193	H	American	62 73		
												194	A	Siena	63 71		
												227	A	St. Bonaventure	57 70		
												244	A	Boston U.	51 65		
												244	H	Boston U.	96 87		
												246	A	Loyola Maryland	77 87		
												315	H	Lafayette	76 69		
												319	A	Holy Cross	62 54		
												319	H	Holy Cross	70 52		
												337	H	LIU Brooklyn	76 61		
												343	A	UMass Lowell	77 82		
LAST 12 Division I GAMES:																	
244	A	Boston U.	51 65	246	A	Loyola Maryland	77 87										
72	H	Bucknell	49 79	244	H	Boston U.	96 87										
158	A	Army West Point	47 57	72	A	Bucknell	56 79										
126	A	Navy	69 61	158	H	Army West Point	69 76										
319	H	Holy Cross	70 52	126	H	Navy	67 80										
193	H	American	62 73	319	A	Holy Cross	62 54										

Non-Div I Games:

Colgate

■ Loss,
 ■ Non-Conf,
 ■ S Site,
 ■ H Home
 ■ A Away
 N Neutral

Average RPI Win:	167	WON-LOST	WINNING	LAST 10	STRENGTH OF	OPP. STRENGTH	TEAM	ADJ.	CONF.	ADJ CONF.
Average RPI Loss:	36	RECORD	PCT. RANK	GAMES	SCHEDULE	OF SCHEDULE	RPI	RPI	RPI	RPI
DIV. I ONLY	14- 11	136	3- 7	47	37	82	82	1	1	
DIV. I NON-CONF.	10- 1	15	0- 0	215	224	68	68	1	1	
TOTALS	RPI 1-25	RPI 26-50	W-L RECORDS	RPI 51-100	RPI 101-150	RPI 150+				
14- 11	1- 6	0- 1	OVERALL	5- 3	2- 1	6- 0				
10- 5	1- 3	0- 0	HOME	4- 1	1- 1	4- 0				
4- 6	0- 3	0- 1	AWAY	1- 2	1- 0	2- 0				
0- 0	0- 0	0- 0	NEUTRAL	0- 0	0- 0	0- 0				
10- 1	1- 0	0- 0	NON-CONFERENCE	2- 0	1- 1	6- 0				
7- 1	1- 0	0- 0	HOME	2- 0	0- 1	4- 0				
3- 0	0- 0	0- 0	AWAY	0- 0	1- 0	2- 0				
0- 0	0- 0	0- 0	NEUTRAL	0- 0	0- 0	0- 0				
4- 10	0- 6	0- 1	CONFERENCE	3- 3	1- 0	0- 0				
3- 4	0- 3	0- 0	HOME	2- 1	1- 0	0- 0				
1- 6	0- 3	0- 1	AWAY	1- 2	0- 0	0- 0				
0- 0	0- 0	0- 0	NEUTRAL	0- 0	0- 0	0- 0				

RPI S	Opponent	Score	RPI S	Opponent	Score	RPI S	Opponent	Score	RPI S	Opponent	Score
7	H Washington	75 79	35	A Oregon	66 71	52	H Colorado St.	74 56	102	H Wyoming	75 82
9	A Oregon St.	57 81				55	A Utah	53 58	114	A Northern Colo.	83 62
11	A Stanford	51 64				55	H Utah	54 49	116	H Arizona	65 56
11	H Stanford	70 84				57	A Southern California	54 79	177	H Idaho St.	85 56
12	A UCLA	74 87				68	A California	64 59	295	A North Dakota St.	76 59
15	H Kentucky	79 69				68	H California	53 65	305	A Mississippi Val.	76 64
24	H Arizona St.	52 71				88	H Washington St.	70 58	314	H Air Force	95 68
						89	H SMU	67 50	322	H St. Francis Brooklyn	81 54
									330	H Southeastern La.	112 54
LAST 12 Division I GAMES:											
68	A California	64 59	9	A Oregon St.	57 81						
11	A Stanford	51 64	35	A Oregon	66 71						
7	H Washington	75 79	11	H Stanford	70 84						
88	H Washington St.	70 58	68	H California	53 65						
55	A Utah	53 58	24	H Arizona St.	52 71						
55	H Utah	54 49	116	H Arizona	65 56						

Non-Div I Games:

Colorado

■ Loss,
 ■ Non-Conf, S Site,
 ■ Home
 ■ Away
 N Neutral

Average RPI Win:	192	WON-LOST	WINNING	LAST 10	STRENGTH OF	OPP. STRENGTH	TEAM	ADJ.	CONF.	ADJ CONF.
Average RPI Loss:	97	RECORD	PCT. RANK	GAMES	SCHEDULE	OF SCHEDULE	RPI	RPI	RPI	RPI
DIV. I ONLY	18- 6	43	9- 1	143	114	52	52	13	13	
DIV. I NON-CONF.	6- 4	127	0- 0	226	98	129	129	15	15	
TOTALS	RPI 1-25	RPI 26-50	W-L RECORDS	RPI 51-100	RPI 101-150	RPI 150+				
18- 6	0- 2	0- 0	OVERALL	3- 2	3- 0	12- 2				
11- 1	0- 0	0- 0	HOME	1- 1	2- 0	8- 0				
7- 5	0- 1	0- 0	AWAY	2- 1	1- 0	4- 1				
0- 0	0- 0	0- 0	NEUTRAL	0- 0	0- 0	0- 0				
6- 4	0- 2	0- 0	NON-CONFERENCE	0- 1	1- 0	5- 1				
5- 0	0- 0	0- 0	HOME	0- 0	1- 0	4- 0				
1- 4	0- 2	0- 0	AWAY	0- 1	0- 0	1- 1				
0- 0	0- 0	0- 0	NEUTRAL	0- 0	0- 0	0- 0				
12- 2	0- 0	0- 0	CONFERENCE	3- 1	2- 0	7- 1				
6- 1	0- 0	0- 0	HOME	1- 1	1- 0	4- 0				
6- 1	0- 0	0- 0	AWAY	2- 0	1- 0	3- 1				
0- 0	0- 0	0- 0	NEUTRAL	0- 0	0- 0	0- 0				

RPI 1-25				RPI 26-50				RPI 51-100 Team's RPI: 52				RPI 101+			
RPI	S	Opponent	Score	RPI	S	Opponent	Score	RPI	S	Opponent	Score	RPI	S	Opponent	Score
7	A	Washington	68 101					82	A	Colorado	56 74	102	H	Wyoming	61 54
17	A	Oklahoma	55 70					84	A	UNLV	57 37	114	H	Northern Colo.	58 47
								84	H	UNLV	44 41	148	A	New Mexico	78 63
								87	A	Boise St.	60 53	160	H	Omaha	69 42
								87	H	Boise St.	45 51	167	A	Fresno St.	66 64
												167	H	Fresno St.	73 56
												190	A	Utah St.	48 55
												190	H	Utah St.	74 43
												192	A	San Jose St.	68 56
												192	H	San Jose St.	70 67
												199	A	Nebraska	59 62
												226	H	Seattle U	66 62
												267	H	San Diego St.	60 43
												306	H	Denver	76 49
												314	A	Air Force	72 35
												326	A	Montana	63 49
												330	H	Southeastern La.	77 31
LAST 12 Division I GAMES:															
102	H	Wyoming	61 54	192	A	San Jose St.	68 56								
167	A	Fresno St.	66 64	190	H	Utah St.	74 43								
190	A	Utah St.	48 55	167	H	Fresno St.	73 56								
84	H	UNLV	44 41	148	A	New Mexico	78 63								
87	A	Boise St.	60 53	314	A	Air Force	72 35								
267	H	San Diego St.	60 43	192	H	San Jose St.	70 67								

Non-Div I Games: N.M. Highlands 96 31 Adams St. 76 29

Colorado St.

Average RPI Win:	255	WON-LOST	WINNING	LAST 10	STRENGTH OF	OPP. STRENGTH	TEAM	ADJ.	CONF.	ADJ CONF.
Average RPI Loss:	137	RECORD	PCT. RANK	GAMES	SCHEDULE	OF SCHEDULE	RPI	RPI	RPI	RPI
DIV. I ONLY	12- 9	131	3- 7	268	249	178	178	9	9	
DIV. I NON-CONF.	10- 3	54	3- 1	338	331	173	173	9	9	
TOTALS	RPI 1-25	RPI 26-50	W-L RECORDS	RPI 51-100	RPI 101-150	RPI 150+				
12- 9	0- 0	0- 1	OVERALL	0- 1	1- 5	11- 2				
4- 4	0- 0	0- 0	HOME	0- 1	0- 2	4- 1				
8- 5	0- 0	0- 1	AWAY	0- 0	1- 3	7- 1				
0- 0	0- 0	0- 0	NEUTRAL	0- 0	0- 0	0- 0				
10- 3	0- 0	0- 0	NON-CONFERENCE	0- 0	0- 1	10- 2				
4- 1	0- 0	0- 0	HOME	0- 0	0- 0	4- 1				
6- 2	0- 0	0- 0	AWAY	0- 0	0- 1	6- 1				
0- 0	0- 0	0- 0	NEUTRAL	0- 0	0- 0	0- 0				
2- 6	0- 0	0- 1	CONFERENCE	0- 1	1- 4	1- 0				
0- 3	0- 0	0- 0	HOME	0- 1	0- 2	0- 0				
2- 3	0- 0	0- 1	AWAY	0- 0	1- 2	1- 0				
0- 0	0- 0	0- 0	NEUTRAL	0- 0	0- 0	0- 0				

RPI S	Opponent	Score	RPI S	Opponent	Score	RPI S	Opponent	Score	RPI S	Opponent	Score	Team's RPI: 178
			27 A	Harvard	68 70							
						91 H	Penn	54 64	107 A	Long Beach St.	60 73	
									129 A	Cornell	70 77	
									129 H	Cornell	55 69	
									131 H	Princeton	52 62	
									138 A	Yale	72 68	
									145 A	Brown	60 69	
									168 H	Providence	66 64	
									197 A	Binghamton	75 65	
									206 H	UMBC	56 67	
									230 A	Richmond	65 58	
									231 A	Dartmouth	91 88	
									246 A	Loyola Maryland	65 53	
									252 H	Colgate	75 67	
									257 A	Saint Francis (PA)	84 77	
									272 A	Stony Brook	53 55	
									317 A	NJIT	65 51	
									337 H	LIU Brooklyn	66 57	
									341 A	Cal St. Fullerton	61 46	
									343 H	UMass Lowell	76 57	
LAST 12 Division I GAMES:												
			131 H	Princeton	52 62		129 H	Cornell	55 69			
			91 H	Penn	54 64		129 A	Cornell	70 77			
			145 A	Brown	60 69		317 A	NJIT	65 51			
			138 A	Yale	72 68		107 A	Long Beach St.	60 73			
			27 A	Harvard	68 70		341 A	Cal St. Fullerton	61 46			
			231 A	Dartmouth	91 88		337 H	LIU Brooklyn	66 57			

Non-Div I Games:

Columbia

■ Loss,
■ Non-Conf, S Site,
■ Home
■ Away
N Neutral

Average RPI Win: 317	WON-LOST	WINNING	LAST 10	STRENGTH OF	OPP. STRENGTH	TEAM	ADJ.	CONF.	ADJ CONF.
Average RPI Loss: 162	RECORD	PCT. RANK	GAMES	SCHEDULE	OF SCHEDULE	RPI	RPI	RPI	RPI
DIV. I ONLY	6- 18	298	4- 6	214	306	299	299	32	32
DIV. I NON-CONF.	0- 12	335	0- 0	52	77	290	290	31	31
TOTALS	RPI 1-25	RPI 26-50	W-L RECORDS	RPI 51-100	RPI 101-150	RPI 150+			
6- 18	0- 1	0- 2	OVERALL	0- 3	0- 2	6- 10			
4- 4	0- 0	0- 0	HOME	0- 1	0- 0	4- 3			
2- 13	0- 1	0- 2	AWAY	0- 2	0- 2	2- 6			
0- 1	0- 0	0- 0	NEUTRAL	0- 0	0- 0	0- 1			
0- 12	0- 1	0- 2	NON-CONFERENCE	0- 3	0- 2	0- 4			
0- 1	0- 0	0- 0	HOME	0- 1	0- 0	0- 0			
0- 10	0- 1	0- 2	AWAY	0- 2	0- 2	0- 3			
0- 1	0- 0	0- 0	NEUTRAL	0- 0	0- 0	0- 1			
6- 6	0- 0	0- 0	CONFERENCE	0- 0	0- 0	6- 6			
4- 3	0- 0	0- 0	HOME	0- 0	0- 0	4- 3			
2- 3	0- 0	0- 0	AWAY	0- 0	0- 0	2- 3			
0- 0	0- 0	0- 0	NEUTRAL	0- 0	0- 0	0- 0			

















































RPI 1-25				RPI 26-50				RPI 51-100				RPI 101+				Team's RPI: 299
RPI	S	Opponent	Score	RPI	S	Opponent	Score	RPI	S	Opponent	Score	RPI	S	Opponent	Score	
19	A	Miami (FL)	35 75	32	A	Syracuse	30 76	51	A	George Washington	46 77	110	A	North Carolina	55 90	
				50	A	West Virginia	39 69	69	A	Virginia	40 103	142	A	VCU	44 73	
								94	H	SFA	57 72	170	A	Hampton	54 78	
												186	A	Towson	65 69	
												187	N	ETSU	58 70	
												206	A	UMBC	63 73	
												221	A	Bethune-Cookman	52 71	
												221	H	Bethune-Cookman	56 76	
												248	A	UMES	55 49	
												254	H	Norfolk St.	45 49	
												255	A	Howard	58 66	
												277	H	N.C. A&T	65 57	
												303	A	Mt. St. Mary's	48 54	
												339	H	Morgan St.	61 45	
												342	H	N.C. Central	46 58	
												344	A	Florida A&M	70 62	
												346	H	South Carolina St.	70 54	
												348	H	Delaware St.	77 64	
LAST 12 Division I GAMES:																
348	H	Delaware St.	77 64	254	H	Norfolk St.	45 49									
221	H	Bethune-Cookman	56 76	255	A	Howard	58 66									
342	H	N.C. Central	46 58	277	H	N.C. A&T	65 57									
248	A	UMES	55 49	221	A	Bethune-Cookman	52 71									
170	A	Hampton	54 78	344	A	Florida A&M	70 62									
339	H	Morgan St.	61 45	346	H	South Carolina St.	70 54									

Non-Div I Games:

Coppin St.

■ Loss,
 ■ Non-Conf,
 ■ S Site,
 ■ Home
 ■ Away
 N Neutral

Average RPI Win: 224	WON-LOST	WINNING	LAST 10	STRENGTH OF	OPP. STRENGTH	TEAM	ADJ.	CONF.	ADJ CONF.
Average RPI Loss: 145	RECORD	PCT. RANK	GAMES	SCHEDULE	OF SCHEDULE	RPI	RPI	RPI	RPI
DIV. I ONLY	12- 9	131	5- 5	167	253	129	129	9	9
DIV. I NON-CONF.	9- 4	85	3- 1	274	316	133	133	9	9
TOTALS	RPI 1-25	RPI 26-50	W-L RECORDS	RPI 51-100	RPI 101-150	RPI 150+			
12- 9	0- 0	0- 1	OVERALL	1- 2	1- 2	10- 4			
5- 3	0- 0	0- 0	HOME	1- 2	0- 1	4- 0			
7- 6	0- 0	0- 1	AWAY	0- 0	1- 1	6- 4			
0- 0	0- 0	0- 0	NEUTRAL	0- 0	0- 0	0- 0			
9- 4	0- 0	0- 0	NON-CONFERENCE	1- 1	0- 0	8- 3			
4- 1	0- 0	0- 0	HOME	1- 1	0- 0	3- 0			
5- 3	0- 0	0- 0	AWAY	0- 0	0- 0	5- 3			
0- 0	0- 0	0- 0	NEUTRAL	0- 0	0- 0	0- 0			
3- 5	0- 0	0- 1	CONFERENCE	0- 1	1- 2	2- 1			
1- 2	0- 0	0- 0	HOME	0- 1	0- 1	1- 0			
2- 3	0- 0	0- 1	AWAY	0- 0	1- 1	1- 1			
0- 0	0- 0	0- 0	NEUTRAL	0- 0	0- 0	0- 0			

RPI S	Opponent	Score	RPI S	Opponent	Score	RPI S	Opponent	Score	RPI S	Opponent	Score	Team's RPI: 129
			27  Harvard	59  62		66  Drexel	53  63		131  Princeton	54  58		
						86  New Hampshire	61 56		138  Yale	76 63		
						91  Penn	55  61		145  Brown	67  72		
									153  Pittsburgh	44  56		
									178  Columbia	69 55		
									178  Columbia	77 70		
									186  Towson	63  68		
									197  Binghamton	54 51		
									231  Dartmouth	74  84		
									245  Canisius	60 43		
									246  Loyola Maryland	58 50		
									252  Colgate	70 57		
									255  Howard	67 55		
									257  Saint Francis (PA)	78 72		
									272  Stony Brook	65  66		
									313  Youngstown St.	80 75		
									348  Delaware St.	72 51		
LAST 12 Division I GAMES:												
			91  Penn	55  61		178  Columbia	69 55					
			131  Princeton	54  58		178  Columbia	77 70					
			138  Yale	76 63		348  Delaware St.	72 51					
			145  Brown	67  72		197  Binghamton	54 51					
			231  Dartmouth	74  84		272  Stony Brook	65  66					
			27  Harvard	59  62		245  Canisius	60 43					

Non-Div I Games:

Cornell

Creighton

Through Games Of Feb. 15, 2017

Average RPI Win:	120	WON-LOST	WINNING	LAST 10	STRENGTH OF	OPP. STRENGTH	TEAM	ADJ.	CONF.	ADJ CONF.
Average RPI Loss:	62	RECORD	PCT. RANK	GAMES	SCHEDULE	OF SCHEDULE	RPI	RPI	RPI	RPI
DIV. I ONLY	18- 6	43	9- 1	47	48	21	21	7	7	
DIV. I NON-CONF.	6- 4	127	0- 0	77	33	71	71	7	7	
TOTALS	RPI 1-25	RPI 26-50	W-L RECORDS	RPI 51-100	RPI 101-150	RPI 150+				
18- 6	0- 2	5- 2	OVERALL	4- 1	1- 0	8- 1				
10- 1	0- 1	3- 0	HOME	1- 0	1- 0	5- 0				
7- 4	0- 1	2- 1	AWAY	2- 1	0- 0	3- 1				
1- 1	0- 0	0- 1	NEUTRAL	1- 0	0- 0	0- 0				
6- 4	0- 0	1- 2	NON-CONFERENCE	1- 1	1- 0	3- 1				
4- 0	0- 0	1- 0	HOME	0- 0	1- 0	2- 0				
1- 3	0- 0	0- 1	AWAY	0- 1	0- 0	1- 1				
1- 1	0- 0	0- 1	NEUTRAL	1- 0	0- 0	0- 0				
12- 2	0- 2	4- 0	CONFERENCE	3- 0	0- 0	5- 0				
6- 1	0- 1	2- 0	HOME	1- 0	0- 0	3- 0				
6- 1	0- 1	2- 0	AWAY	2- 0	0- 0	2- 0				
0- 0	0- 0	0- 0	NEUTRAL	0- 0	0- 0	0- 0				

RPI S Opponent	Score	RPI S Opponent	Score	RPI S Opponent	Score	RPI S Opponent	Score
18 A DePaul	65 79	26 N Missouri	63 72	53 A Villanova	47 44	147 H Kansas	69 49
18 H DePaul	56 60	36 A South Dakota St.	56 63	53 H Villanova	60 46	160 H Omaha	82 45
		38 H Drake	80 77	54 N Dayton	56 53	168 A Providence	58 51
		43 A Marquette	83 63	67 A UNI	49 50	168 H Providence	88 57
		43 H Marquette	80 77	74 A St. John's (NY)	55 43	181 H Xavier	63 52
		49 A Georgetown	67 59			198 A Seton Hall	70 60
		49 H Georgetown	70 68			199 H Nebraska	80 64
						207 A Wichita St.	54 62
						238 H Butler	67 52
						243 A Marist	72 50
LAST 12 Division I GAMES:							
168 H Providence	88 57	74 A St. John's (NY)	55 43	168 A Providence	58 51		
49 A Georgetown	67 59	53 H Villanova	60 46	49 H Georgetown	70 68		
53 A Villanova	47 44	18 A DePaul	65 79	43 A Marquette	83 63		
43 H Marquette	80 77						
18 H DePaul	56 60						
198 A Seton Hall	70 60						

Non-Div I Games:

Creighton

Loss, Non-Conf, S Site, H Home A Away N Neutral

Average RPI Win:	242	WON-LOST	WINNING	LAST 10	STRENGTH OF	OPP. STRENGTH	TEAM	ADJ.	CONF.	ADJ CONF.
Average RPI Loss:	137	RECORD	PCT. RANK	GAMES	SCHEDULE	OF SCHEDULE	RPI	RPI	RPI	RPI
DIV. I ONLY	6- 15	287	2- 8	98	236	231	231	9	9	
DIV. I NON-CONF.	5- 8	218	2- 2	231	305	235	235	9	9	
TOTALS	RPI 1-25	RPI 26-50	W-L RECORDS	RPI 51-100	RPI 101-150	RPI 150+				
6- 15	0- 0	0- 2	OVERALL	0- 2	2- 6	4- 5				
4- 6	0- 0	0- 1	HOME	0- 0	2- 2	2- 3				
2- 9	0- 0	0- 1	AWAY	0- 2	0- 4	2- 2				
0- 0	0- 0	0- 0	NEUTRAL	0- 0	0- 0	0- 0				
5- 8	0- 0	0- 0	NON-CONFERENCE	0- 1	1- 3	4- 4				
3- 2	0- 0	0- 0	HOME	0- 0	1- 0	2- 2				
2- 6	0- 0	0- 0	AWAY	0- 1	0- 3	2- 2				
0- 0	0- 0	0- 0	NEUTRAL	0- 0	0- 0	0- 0				
1- 7	0- 0	0- 2	CONFERENCE	0- 1	1- 3	0- 1				
1- 4	0- 0	0- 1	HOME	0- 0	1- 2	0- 1				
0- 3	0- 0	0- 1	AWAY	0- 1	0- 1	0- 0				
0- 0	0- 0	0- 0	NEUTRAL	0- 0	0- 0	0- 0				

RPI 1-25				RPI 26-50				RPI 51-100				RPI 101+ Team's RPI: 231			
RPI	S	Opponent	Score	RPI	S	Opponent	Score	RPI	S	Opponent	Score	RPI	S	Opponent	Score
				27	A	Harvard	65 70	86	A	New Hampshire	47 64	128	A	William & Mary	50 63
				27	H	Harvard	61 70	91	A	Penn	38 68	129	H	Cornell	84 74
												130	A	Old Dominion	56 82
												131	A	Princeton	55 85
												132	A	Maine	55 60
												138	H	Yale	50 57
												143	H	Albany (NY)	69 61
												145	H	Brown	62 65
												158	H	Army West Point	60 68
												162	A	Boston College	53 65
												178	H	Columbia	88 91
												243	H	Marist	61 66
												244	A	Boston U.	61 49
												281	A	Vermont	54 59
												308	A	Rhode Island	62 52
												309	H	Central Conn. St.	61 51
												319	H	Holy Cross	53 49
LAST 12 Division I GAMES:															
				145	H	Brown	62 65	27	H	Harvard	61 70				
				138	H	Yale	50 57	27	A	Harvard	65 70				
				91	A	Penn	38 68	86	A	New Hampshire	47 64				
				131	A	Princeton	55 85	143	H	Albany (NY)	69 61				
				129	H	Cornell	84 74	162	A	Boston College	53 65				
				178	H	Columbia	88 91	308	A	Rhode Island	62 52				

Non-Div I Games:

Dartmouth

■ Loss,
■ Non-Conf,
■ S Site,
■ H Home
■ A Away
N Neutral

Average RPI Win: 236	WON-LOST	WINNING	LAST 10	STRENGTH OF	OPP. STRENGTH	TEAM	ADJ.	CONF.	ADJ CONF.
Average RPI Loss: 144	RECORD	PCT. RANK	GAMES	SCHEDULE	OF SCHEDULE	RPI	RPI	RPI	RPI
DIV. I ONLY	6- 20	305	4- 6	94	242	273	273	12	12
DIV. I NON-CONF.	2- 10	305	0- 0	48	315	267	267	12	12
TOTALS	RPI 1-25	RPI 26-50	W-L RECORDS	RPI 51-100	RPI 101-150	RPI 150+			
6- 20	0- 0	0- 0	OVERALL	0- 4	1- 7	5- 9			
5- 9	0- 0	0- 0	HOME	0- 1	1- 4	4- 4			
1- 9	0- 0	0- 0	AWAY	0- 2	0- 3	1- 4			
0- 2	0- 0	0- 0	NEUTRAL	0- 1	0- 0	0- 1			
2- 10	0- 0	0- 0	NON-CONFERENCE	0- 2	0- 4	2- 4			
2- 4	0- 0	0- 0	HOME	0- 0	0- 3	2- 1			
0- 4	0- 0	0- 0	AWAY	0- 1	0- 1	0- 2			
0- 2	0- 0	0- 0	NEUTRAL	0- 1	0- 0	0- 1			
4- 10	0- 0	0- 0	CONFERENCE	0- 2	1- 3	3- 5			
3- 5	0- 0	0- 0	HOME	0- 1	1- 1	2- 3			
1- 5	0- 0	0- 0	AWAY	0- 1	0- 2	1- 2			
0- 0	0- 0	0- 0	NEUTRAL	0- 0	0- 0	0- 0			

RPI S	Opponent	Score	RPI S	Opponent	Score	RPI S	Opponent	Score	RPI S	Opponent	Score	Team's RPI: 273
						51	A George Washington	62 76	101	H Mercer	60 67	
						54	H Dayton	52 68	104	A Charlotte	79 93	
						56	A Michigan St.	34 70	105	H Saint Louis	69 106	
						85	N Toledo	41 76	113	H UCF	38 57	
									117	A Duquesne	51 73	
									127	A Fordham	72 85	
									127	H Fordham	52 51	
									135	H Radford	40 44	
									164	H La Salle	58 65	
									171	A Western Mich.	63 76	
									177	N Idaho St.	58 70	
									182	A George Mason	55 59	
									182	H George Mason	58 54	
									187	A ETSU	56 76	
									208	H UNCW	58 67	
									227	A St. Bonaventure	51 70	
									230	H Richmond	52 61	
									241	H Furman	71 61	
									265	H High Point	82 72	
									291	A Massachusetts	63 59	
									291	H Massachusetts	60 61	
									308	H Rhode Island	74 64	
LAST 12 Division I GAMES:												
			127	H Fordham	52 51		227	A St. Bonaventure	51 70			
			308	H Rhode Island	74 64		164	H La Salle	58 65			
			182	A George Mason	55 59		182	H George Mason	58 54			
			291	A Massachusetts	63 59		51	A George Washington	62 76			
			54	H Dayton	52 68		291	H Massachusetts	60 61			
			230	H Richmond	52 61		117	A Duquesne	51 73			

Non-Div I Games:

Davidson

■ Loss,
 ■ Non-Conf,
 ■ S Site,
 ■ H Home
 ■ A Away
 N Neutral

Average RPI Win:	178	WON-LOST	WINNING	LAST 10	STRENGTH OF	OPP. STRENGTH	TEAM	ADJ.	CONF.	ADJ CONF.
Average RPI Loss:	60	RECORD	PCT. RANK	GAMES	SCHEDULE	OF SCHEDULE	RPI	RPI	RPI	RPI
DIV. I ONLY	18- 8	72	9- 1	88	80	54	54	12	12	
DIV. I NON-CONF.	6- 6	165	0- 0	45	10	81	81	12	12	
TOTALS	RPI 1-25	RPI 26-50	W-L RECORDS	RPI 51-100	RPI 101-150	RPI 150+				
18- 8	1- 2	0- 2	OVERALL	2- 3	6- 0	9- 1				
7- 3	0- 0	0- 1	HOME	2- 1	1- 0	4- 1				
8- 3	0- 1	0- 0	AWAY	0- 2	4- 0	4- 0				
3- 2	1- 1	0- 1	NEUTRAL	0- 0	1- 0	1- 0				
6- 6	1- 2	0- 2	NON-CONFERENCE	0- 2	2- 0	3- 0				
1- 2	0- 0	0- 1	HOME	0- 1	0- 0	1- 0				
2- 2	0- 1	0- 0	AWAY	0- 1	1- 0	1- 0				
3- 2	1- 1	0- 1	NEUTRAL	0- 0	1- 0	1- 0				
12- 2	0- 0	0- 0	CONFERENCE	2- 1	4- 0	6- 1				
6- 1	0- 0	0- 0	HOME	2- 0	1- 0	3- 1				
6- 1	0- 0	0- 0	AWAY	0- 1	3- 0	3- 0				
0- 0	0- 0	0- 0	NEUTRAL	0- 0	0- 0	0- 0				

RPI 1-25				RPI 26-50				RPI 51-100 Team's RPI: 54				RPI 101+			
RPI	S	Opponent	Score	RPI	S	Opponent	Score	RPI	S	Opponent	Score	RPI	S	Opponent	Score
1	A	UConn	65 98	45	H	Quinnipiac	60 63	51	A	George Washington	39 52	105	A	Saint Louis	78 67
16	N	Texas A&M	74 57	46	N	Georgia Tech	68 81	51	H	George Washington	50 48	117	A	Duquesne	75 64
21	N	Creighton	53 56					69	A	Virginia	56 66	117	H	Duquesne	66 47
								85	H	Toledo	72 76	130	N	Old Dominion	77 69
								100	H	Saint Joseph's	64 59	131	A	Princeton	62 56
												142	A	VCU	68 48
												164	H	La Salle	51 54
												182	A	George Mason	60 48
												201	A	Wisconsin	83 64
												227	A	St. Bonaventure	62 60
												230	H	Richmond	55 39
												249	N	Liberty	82 53
												273	A	Davidson	68 52
												291	H	Massachusetts	77 65
												308	H	Rhode Island	81 51
												339	H	Morgan St.	61 42
LAST 12 Division I GAMES:															
117	H	Duquesne	66 47	182	A	George Mason	60 48								
51	A	George Washington	39 52	100	H	Saint Joseph's	64 59								
230	H	Richmond	55 39	105	A	Saint Louis	78 67								
142	A	VCU	68 48	117	A	Duquesne	75 64								
273	A	Davidson	68 52	51	H	George Washington	50 48								
308	H	Rhode Island	81 51	227	A	St. Bonaventure	62 60								

Non-Div I Games:

Dayton

■ Loss,
 ■ Non-Conf, S Site,
 ■ Home
 ■ Away
 N Neutral

Average RPI Win:	149	WON-LOST	WINNING	LAST 10	STRENGTH OF	OPP. STRENGTH	TEAM	ADJ.	CONF.	ADJ CONF.
Average RPI Loss:	15	RECORD	PCT. RANK	GAMES	SCHEDULE	OF SCHEDULE	RPI	RPI	RPI	RPI
DIV. I ONLY	22- 5	18	9- 1	50	50	18	18	7	7	
DIV. I NON-CONF.	8- 4	97	0- 0	19	19	34	34	7	7	
TOTALS	RPI 1-25	RPI 26-50	W-L RECORDS	RPI 51-100	RPI 101-150	RPI 150+				
22- 5	2- 4	2- 1	OVERALL	5- 0	0- 0	13- 0				
11- 2	1- 1	0- 1	HOME	2- 0	0- 0	8- 0				
9- 2	1- 2	1- 0	AWAY	2- 0	0- 0	5- 0				
2- 1	0- 1	1- 0	NEUTRAL	1- 0	0- 0	0- 0				
8- 4	0- 4	1- 0	NON-CONFERENCE	2- 0	0- 0	5- 0				
5- 1	0- 1	0- 0	HOME	1- 0	0- 0	4- 0				
1- 2	0- 2	0- 0	AWAY	0- 0	0- 0	1- 0				
2- 1	0- 1	1- 0	NEUTRAL	1- 0	0- 0	0- 0				
14- 1	2- 0	1- 1	CONFERENCE	3- 0	0- 0	8- 0				
6- 1	1- 0	0- 1	HOME	1- 0	0- 0	4- 0				
8- 0	1- 0	1- 0	AWAY	2- 0	0- 0	4- 0				
0- 0	0- 0	0- 0	NEUTRAL	0- 0	0- 0	0- 0				

RPI	S	Opponent	Score
1	A	UConn	46 91
2	H	Notre Dame	61 75
8	N	Baylor	72 104
21	A	Creighton	60 56
21	H	Creighton	79 65
23	A	Temple	74 84

RPI	S	Opponent	Score
32	N	Syracuse	108 84
43	H	Marquette	101 102
49	A	Georgetown	76 53

RPI	S	Opponent	Score
53	A	Villanova	80 50
58	H	Northwestern	89 66
74	A	St. John's (NY)	78 66
74	H	St. John's (NY)	54 51
81	N	Western Ky.	77 69

RPI	S	Opponent	Score
168	A	Providence	64 55
168	H	Providence	61 56
181	A	Xavier	70 43
181	H	Xavier	85 69
183	H	UAB	90 80
196	H	Appalachian St.	99 58
198	A	Seton Hall	96 65
198	H	Seton Hall	86 60
238	A	Butler	92 62
238	H	Butler	100 69
247	H	UT Martin	100 68
300	H	Prairie View	94 62
320	A	Loyola Chicago	107 46

LAST 12 Division I GAMES:

238	A	Butler	92 62	43	H	Marquette	101 102
181	A	Xavier	70 43	181	H	Xavier	85 69
198	H	Seton Hall	86 60	238	H	Butler	100 69
74	H	St. John's (NY)	54 51	74	A	St. John's (NY)	78 66
168	A	Providence	64 55	198	A	Seton Hall	96 65
21	A	Creighton	60 56	21	H	Creighton	79 65

Non-Div I Games:

DePaul

Delaware

Through Games Of Feb. 15, 2017

Average RPI Win:	192	WON-LOST	WINNING	LAST 10	STRENGTH OF	OPP. STRENGTH	TEAM	ADJ.	CONF.	ADJ CONF.
Average RPI Loss:	88	RECORD	PCT. RANK	GAMES	SCHEDULE	OF SCHEDULE	RPI	RPI	RPI	RPI
DIV. I ONLY	14- 10	125	7- 3	73	130	115	115	8	8	
DIV. I NON-CONF.	6- 5	148	0- 0	86	251	152	152	8	8	
TOTALS	RPI 1-25	RPI 26-50	W-L RECORDS	RPI 51-100	RPI 101-150	RPI 150+				
14- 10	0- 0	0- 4	OVERALL	0- 2	2- 2	12- 2				
8- 6	0- 0	0- 2	HOME	0- 1	1- 1	7- 2				
6- 2	0- 0	0- 2	AWAY	0- 0	1- 0	5- 0				
0- 2	0- 0	0- 0	NEUTRAL	0- 1	0- 1	0- 0				
6- 5	0- 0	0- 1	NON-CONFERENCE	0- 1	1- 1	5- 2				
4- 3	0- 0	0- 1	HOME	0- 0	1- 0	3- 2				
2- 0	0- 0	0- 0	AWAY	0- 0	0- 0	2- 0				
0- 2	0- 0	0- 0	NEUTRAL	0- 1	0- 1	0- 0				
8- 5	0- 0	0- 3	CONFERENCE	0- 1	1- 1	7- 0				
4- 3	0- 0	0- 1	HOME	0- 1	0- 1	4- 0				
4- 2	0- 0	0- 2	AWAY	0- 0	1- 0	3- 0				
0- 0	0- 0	0- 0	NEUTRAL	0- 0	0- 0	0- 0				

RPI S	Opponent	Score	RPI S	Opponent	Score	RPI S	Opponent	Score	RPI S	Opponent	Score	Team's RPI: 115
31	A Elon	42 69	39	A James Madison	42 77	56	N Michigan St.	64 81	128	A William & Mary	68 54	
39	H James Madison	51 66	49	H Georgetown	46 54	66	H Drexel	44 54	128	H William & Mary	49 60	
									131	H Princeton	66 62	
									137	N Detroit	64 66	
									158	H Army West Point	47 61	
									173	H Hartford	66 67	
									179	H Northeastern	65 53	
									182	H George Mason	67 51	
									186	A Towson	73 67	
									189	A Hofstra	73 56	
									189	H Hofstra	56 45	
									193	A American	56 55	
									202	H Col. of Charleston	71 66	
									208	A UNCW	63 52	
									208	H UNCW	57 40	
									213	H Robert Morris	67 65	
									227	H St. Bonaventure	43 40	
									246	A Loyola Maryland	47 45	
LAST 12 Division I GAMES:												
189	H Hofstra	56 45	202	H Col. of Charleston	71 66							
39	A James Madison	42 77	179	H Northeastern	65 53							
66	H Drexel	44 54	189	A Hofstra	73 56							
208	H UNCW	57 40	39	H James Madison	51 66							
186	A Towson	73 67	31	A Elon	42 69							
128	A William & Mary	68 54	208	A UNCW	63 52							

Non-Div I Games:

Delaware

Loss, Non-Conf, S Site, H Home A Away N Neutral

Average RPI Win:	341	WON-LOST	WINNING	LAST 10	STRENGTH OF	OPP. STRENGTH	TEAM	ADJ.	CONF.	ADJ CONF.
Average RPI Loss:	226	RECORD	PCT. RANK	GAMES	SCHEDULE	OF SCHEDULE	RPI	RPI	RPI	RPI
DIV. I ONLY	3- 23	339	2- 8	339	324	348	348	32	32	
DIV. I NON-CONF.	1- 12	332	0- 0	262	220	331	331	31	31	
TOTALS	RPI 1-25	RPI 26-50	W-L RECORDS	RPI 51-100	RPI 101-150	RPI 150+				
3- 23	0- 0	0- 0	OVERALL	0- 3	0- 3	3- 17				
1- 7	0- 0	0- 0	HOME	0- 0	0- 2	1- 5				
2- 16	0- 0	0- 0	AWAY	0- 3	0- 1	2- 12				
0- 0	0- 0	0- 0	NEUTRAL	0- 0	0- 0	0- 0				
1- 12	0- 0	0- 0	NON-CONFERENCE	0- 3	0- 3	1- 6				
0- 3	0- 0	0- 0	HOME	0- 0	0- 2	0- 1				
1- 9	0- 0	0- 0	AWAY	0- 3	0- 1	1- 5				
0- 0	0- 0	0- 0	NEUTRAL	0- 0	0- 0	0- 0				
2- 11	0- 0	0- 0	CONFERENCE	0- 0	0- 0	2- 11				
1- 4	0- 0	0- 0	HOME	0- 0	0- 0	1- 4				
1- 7	0- 0	0- 0	AWAY	0- 0	0- 0	1- 7				
0- 0	0- 0	0- 0	NEUTRAL	0- 0	0- 0	0- 0				

RPI S	Opponent	Score	RPI S	Opponent	Score	RPI S	Opponent	Score	RPI S	Opponent	Score	Team's RPI: 348
						60	A Virginia Tech	48 88	128	A William & Mary	48 82	
						66	A Drexel	44 69	129	H Cornell	51 72	
						77	A Iowa St.	57 88	137	H Detroit	71 90	
									164	A La Salle	38 78	
									170	H Hampton	52 83	
									181	A Xavier	53 86	
									189	A Hofstra	44 64	
									221	A Bethune-Cookman	58 72	
									254	H Norfolk St.	74 82	
									261	A Savannah St.	57 64	
									277	A N.C. A&T	44 83	
									277	H N.C. A&T	60 68	
									294	A Lehigh	80 91	
									299	A Coppin St.	64 77	
									317	H NJIT	43 57	
									334	A Wagner	61 49	
									336	A Longwood	77 88	
									339	A Morgan St.	47 74	
									342	A N.C. Central	63 68	
									342	H N.C. Central	55 51	
									344	A Florida A&M	61 69	
									344	H Florida A&M	56 65	
									346	A South Carolina St.	72 70	
LAST 12 Division I GAMES:												
299	A	Coppin St.	64	77	344	H	Florida A&M	56	65			
339	A	Morgan St.	47	74	261	A	Savannah St.	57	64			
344	A	Florida A&M	61	69	346	A	South Carolina St.	72	70			
221	A	Bethune-Cookman	58	72	254	H	Norfolk St.	74	82			
277	H	N.C. A&T	60	68	170	H	Hampton	52	83			
342	H	N.C. Central	55	51	342	A	N.C. Central	63	68			

Non-Div I Games:

Delaware St.

■ Loss,
 ■ Non-Conf,
 ■ S Site,
 ■ Home
 ■ A Away
 N Neutral

Average RPI Win: 290	WON-LOST	WINNING	LAST 10	STRENGTH OF	OPP. STRENGTH	TEAM	ADJ.	CONF.	ADJ CONF.
Average RPI Loss: 149	RECORD	PCT. RANK	GAMES	SCHEDULE	OF SCHEDULE	RPI	RPI	RPI	RPI
DIV. I ONLY	6- 20	305	3- 7	218	227	306	306	11	11
DIV. I NON-CONF.	3- 10	280	0- 0	285	309	329	329	10	10
TOTALS	RPI 1-25	RPI 26-50	W-L RECORDS	RPI 51-100	RPI 101-150	RPI 150+			
6- 20	0- 0	0- 1	OVERALL	0- 8	1- 2	5- 9			
4- 8	0- 0	0- 1	HOME	0- 3	0- 0	4- 4			
2- 11	0- 0	0- 0	AWAY	0- 2	1- 1	1- 2			
0- 1	0- 0	0- 0	NEUTRAL	0- 1	0- 0	0- 0			
3- 10	0- 0	0- 0	NON-CONFERENCE	0- 2	0- 2	3- 6			
3- 2	0- 0	0- 0	HOME	0- 0	0- 0	3- 2			
0- 7	0- 0	0- 0	AWAY	0- 1	0- 2	0- 4			
0- 1	0- 0	0- 0	NEUTRAL	0- 1	0- 0	0- 0			
3- 10	0- 0	0- 1	CONFERENCE	0- 6	1- 0	2- 3			
1- 6	0- 0	0- 1	HOME	0- 3	0- 0	1- 2			
2- 4	0- 0	0- 0	AWAY	0- 3	1- 0	1- 1			
0- 0	0- 0	0- 0	NEUTRAL	0- 0	0- 0	0- 0			

RPI S	Opponent	Score	RPI S	Opponent	Score	RPI S	Opponent	Score	RPI S	Opponent	Score	Team's RPI: 306
36	H South Dakota St.	63 72	52	A Colorado St.	49 76	102	A Wyoming	49 59				
			62	A IUPUI	49 71	114	A Northern Colo.	48 68				
			62	H IUPUI	45 67	146	A Oral Roberts	47 45				
			63	A South Dakota	64 70	160	H Omaha	73 82				
			63	H South Dakota	44 53	177	A Idaho St.	64 65				
			67	N UNI	68 79	179	H Northeastern	69 72				
			83	A Western Ill.	62 87	225	A Grand Canyon	70 73				
			83	H Western Ill.	68 80	226	H Seattle U	72 75				
						290	H Pepperdine	75 67				
						295	A North Dakota St.	58 67				
						295	H North Dakota St.	80 86				
						304	A Northern Ariz.	67 82				
						314	H Air Force	65 52				
						324	A Fort Wayne	78 72				
						324	H Fort Wayne	78 50				
						329	A Utah Valley	58 72				
						341	H Cal St. Fullerton	77 58				
LAST 12 Division I GAMES:												
295	A North Dakota St.	58 67	160	H Omaha	73 82							
83	H Western Ill.	68 80	36	H South Dakota St.	63 72							
62	H IUPUI	45 67	62	A IUPUI	49 71							
324	H Fort Wayne	78 50	324	A Fort Wayne	78 72							
63	H South Dakota	44 53	83	A Western Ill.	62 87							
146	A Oral Roberts	47 45	295	H North Dakota St.	80 86							

Non-Div I Games:

Denver

Average RPI Win:	220	WON-LOST	WINNING	LAST 10	STRENGTH OF	OPP. STRENGTH	TEAM	ADJ.	CONF.	ADJ CONF.
Average RPI Loss:	138	RECORD	PCT. RANK	GAMES	SCHEDULE	OF SCHEDULE	RPI	RPI	RPI	RPI
DIV. I ONLY	14- 10	125	7- 3	184	190	137	137	20	20	
DIV. I NON-CONF.	4- 7	224	0- 0	256	111	222	222	21	21	
TOTALS	RPI 1-25	RPI 26-50	W-L RECORDS	RPI 51-100	RPI 101-150	RPI 150+				
14- 10	0- 0	1- 1	OVERALL	0- 2	2- 1	11- 6				
9- 2	0- 0	1- 0	HOME	0- 0	1- 0	7- 2				
4- 8	0- 0	0- 1	AWAY	0- 2	0- 1	4- 4				
1- 0	0- 0	0- 0	NEUTRAL	0- 0	1- 0	0- 0				
4- 7	0- 0	0- 0	NON-CONFERENCE	0- 2	2- 1	2- 4				
1- 2	0- 0	0- 0	HOME	0- 0	1- 0	0- 2				
2- 5	0- 0	0- 0	AWAY	0- 2	0- 1	2- 2				
1- 0	0- 0	0- 0	NEUTRAL	0- 0	1- 0	0- 0				
10- 3	0- 0	1- 1	CONFERENCE	0- 0	0- 0	9- 2				
8- 0	0- 0	1- 0	HOME	0- 0	0- 0	7- 0				
2- 3	0- 0	0- 1	AWAY	0- 0	0- 0	2- 2				
0- 0	0- 0	0- 0	NEUTRAL	0- 0	0- 0	0- 0				

RPI S	Opponent	Score	RPI S	Opponent	Score	RPI S	Opponent	Score	RPI S	Opponent	Score	Team's RPI: 137
34	A Green Bay	55 60	34	H Green Bay	76 72	59	A Minnesota	91 111	106	H Kent St.	73 52	
						85	A Toledo	66 72	115	N Delaware	66 64	
									149	A East Carolina	81 83	
									151	A Wright St.	69 77	
									163	A Oakland	80 71	
									163	H Oakland	71 61	
									166	A CSUN	67 76	
									169	A Milwaukee	69 81	
									169	H Milwaukee	77 63	
									171	H Western Mich.	65 75	
									182	H George Mason	54 55	
									184	H Cleveland St.	66 54	
									214	A Bradley	60 70	
									284	A Northern Ky.	55 53	
									284	H Northern Ky.	57 49	
									285	A Eastern Mich.	77 64	
									311	H Valparaiso	85 60	
									313	H Youngstown St.	80 63	
									325	H Ill.-Chicago	98 76	
									348	A Delaware St.	90 71	
LAST 12 Division I GAMES:												
163	H Oakland	71 61	313	H Youngstown St.	80 63							
34	H Green Bay	76 72	284	H Northern Ky.	57 49							
169	H Milwaukee	77 63	169	A Milwaukee	69 81							
284	A Northern Ky.	55 53	34	A Green Bay	55 60							
151	A Wright St.	69 77	163	A Oakland	80 71							
184	H Cleveland St.	66 54	325	H Ill.-Chicago	98 76							

Non-Div I Games:

Detroit

Loss, Non-Conf, S Site, H Home A Away N Neutral

Drake

Through Games Of Feb. 15, 2017

Average RPI Win:	188	WON-LOST	WINNING	LAST 10	STRENGTH OF	OPP. STRENGTH	TEAM	ADJ.	CONF.	ADJ CONF.
Average RPI Loss:	42	RECORD	PCT. RANK	GAMES	SCHEDULE	OF SCHEDULE	RPI	RPI	RPI	RPI
DIV. I ONLY	19- 4	17	10- 0	134	106	38	38	16	16	
DIV. I NON-CONF.	6- 4	127	0- 0	18	8	25	25	14	14	
TOTALS	RPI 1-25	RPI 26-50	W-L RECORDS	RPI 51-100	RPI 101-150	RPI 150+				
19- 4	0- 1	1- 2	OVERALL	2- 1	4- 0	12- 0				
9- 0	0- 0	1- 0	HOME	1- 0	1- 0	6- 0				
9- 3	0- 1	0- 1	AWAY	1- 1	2- 0	6- 0				
1- 1	0- 0	0- 1	NEUTRAL	0- 0	1- 0	0- 0				
6- 4	0- 1	1- 2	NON-CONFERENCE	1- 1	3- 0	1- 0				
3- 0	0- 0	1- 0	HOME	1- 0	1- 0	0- 0				
2- 3	0- 1	0- 1	AWAY	0- 1	1- 0	1- 0				
1- 1	0- 0	0- 1	NEUTRAL	0- 0	1- 0	0- 0				
13- 0	0- 0	0- 0	CONFERENCE	1- 0	1- 0	11- 0				
6- 0	0- 0	0- 0	HOME	0- 0	0- 0	6- 0				
7- 0	0- 0	0- 0	AWAY	1- 0	1- 0	5- 0				
0- 0	0- 0	0- 0	NEUTRAL	0- 0	0- 0	0- 0				

RPI 1-25				RPI 26-50				Team's RPI: 38				RPI 51-100				RPI 101+			
RPI	S	Opponent	Score	RPI	S	Opponent	Score	RPI	S	Opponent	Score	RPI	S	Opponent	Score	RPI	S	Opponent	Score
21	A	Creighton	77 80	34	A	Green Bay	48 71	67	A	UNI	88 79	102	H	Wyoming	63 50				
				37	N	Auburn	80 85	77	A	Iowa St.	67 75	124	N	Eastern Wash.	93 78				
				48	H	Iowa	81 76	79	H	Northern Ill.	95 86	133	A	North Dakota	99 91				
												150	A	Missouri St.	90 64				
												165	A	Southern Ill.	71 60				
												165	H	Southern Ill.	75 59				
												199	A	Nebraska	84 70				
												205	H	Indiana St.	76 62				
												207	A	Wichita St.	83 78				
												214	A	Bradley	93 60				
												214	H	Bradley	98 46				
												279	A	Evansville	73 48				
												279	H	Evansville	82 65				
												310	A	Illinois St.	87 36				
												310	H	Illinois St.	101 49				
												320	H	Loyola Chicago	89 46				
LAST 12 Division I GAMES:																			
214	H	Bradley	98 46	320	H	Loyola Chicago	89 46												
310	H	Illinois St.	101 49	310	A	Illinois St.	87 36												
279	A	Evansville	73 48	214	A	Bradley	93 60												
165	A	Southern Ill.	71 60	165	H	Southern Ill.	75 59												
67	A	UNI	88 79	279	H	Evansville	82 65												
205	H	Indiana St.	76 62	150	A	Missouri St.	90 64												

Non-Div I Games: Clarke 118 43

Drake

■ Loss,
 ■ Non-Conf,
 ■ S Site,
 ■ Home
 ■ A Away
 N Neutral

Average RPI Win: 183	WON-LOST	WINNING	LAST 10	STRENGTH OF	OPP. STRENGTH	TEAM	ADJ.	CONF.	ADJ CONF.
Average RPI Loss: 79	RECORD	PCT. RANK	GAMES	SCHEDULE	OF SCHEDULE	RPI	RPI	RPI	RPI
DIV. I ONLY	18- 6	43	7- 3	192	89	66	66	8	8
DIV. I NON-CONF.	9- 2	37	0- 0	235	138	65	65	8	8
TOTALS	RPI 1-25	RPI 26-50	W-L RECORDS	RPI 51-100	RPI 101-150	RPI 150+			
18- 6	0- 0	1- 3	OVERALL	2- 2	3- 0	12- 1			
11- 1	0- 0	1- 1	HOME	2- 0	1- 0	7- 0			
5- 5	0- 0	0- 2	AWAY	0- 2	2- 0	3- 1			
2- 0	0- 0	0- 0	NEUTRAL	0- 0	0- 0	2- 0			
9- 2	0- 0	1- 0	NON-CONFERENCE	2- 2	1- 0	5- 0			
5- 0	0- 0	1- 0	HOME	2- 0	0- 0	2- 0			
2- 2	0- 0	0- 0	AWAY	0- 2	1- 0	1- 0			
2- 0	0- 0	0- 0	NEUTRAL	0- 0	0- 0	2- 0			
9- 4	0- 0	0- 3	CONFERENCE	0- 0	2- 0	7- 1			
6- 1	0- 0	0- 1	HOME	0- 0	1- 0	5- 0			
3- 3	0- 0	0- 2	AWAY	0- 0	1- 0	2- 1			
0- 0	0- 0	0- 0	NEUTRAL	0- 0	0- 0	0- 0			

RPI S	Opponent	Score	RPI S	Opponent	Score	RPI S	Opponent	Score	RPI S	Opponent	Score
31	A Elon	65 75	31	H Elon	45 48	72	A Bucknell	66 78	115	A Delaware	54 44
32	H Syracuse	62 61	32	H Syracuse	62 61	73	H Penn St.	83 60	128	H William & Mary	65 48
39	A James Madison	47 54	39	A James Madison	47 54	97	A Vanderbilt	63 73	129	A Cornell	63 53
						100	H Saint Joseph's	60 49	179	A Northeastern	63 33
									179	H Northeastern	74 51
									182	N George Mason	82 71
									186	H Towson	58 48
									189	H Hofstra	65 43
									202	A Col. of Charleston	75 79
									202	H Col. of Charleston	70 57
									208	A UNCW	71 38
									208	H UNCW	76 51
									224	H Niagara	69 57
									291	N Massachusetts	65 47
									315	A Lafayette	81 39
									348	H Delaware St.	69 44
LAST 12 Division I GAMES:											
208	H UNCW	76 51	189	H Hofstra	65 43						
128	H William & Mary	65 48	202	H Col. of Charleston	70 57						
115	A Delaware	54 44	31	A Elon	65 75						
202	A Col. of Charleston	75 79	208	A UNCW	71 38						
179	H Northeastern	74 51	179	A Northeastern	63 33						
39	A James Madison	47 54	31	H Elon	45 48						

Non-Div I Games:

Drexel

Average RPI Win:	116	WON-LOST	WINNING	LAST 10	STRENGTH OF	OPP. STRENGTH	TEAM	ADJ.	CONF.	ADJ CONF.
Average RPI Loss:	33	RECORD	PCT. RANK	GAMES	SCHEDULE	OF SCHEDULE	RPI	RPI	RPI	RPI
DIV. I ONLY	22- 4	11	8- 2	37	11	10	10	3	3	
DIV. I NON-CONF.	12- 1	7	0- 0	107	27	9	9	4	4	
TOTALS	RPI 1-25	RPI 26-50	W-L RECORDS	RPI 51-100	RPI 101-150	RPI 150+				
22- 4	3- 2	3- 1	OVERALL	5- 1	4- 0	7- 0				
15- 0	3- 0	2- 0	HOME	4- 0	3- 0	3- 0				
7- 4	0- 2	1- 1	AWAY	1- 1	1- 0	4- 0				
0- 0	0- 0	0- 0	NEUTRAL	0- 0	0- 0	0- 0				
12- 1	2- 0	1- 0	NON-CONFERENCE	2- 1	2- 0	5- 0				
8- 0	2- 0	1- 0	HOME	2- 0	1- 0	2- 0				
4- 1	0- 0	0- 0	AWAY	0- 1	1- 0	3- 0				
0- 0	0- 0	0- 0	NEUTRAL	0- 0	0- 0	0- 0				
10- 3	1- 2	2- 1	CONFERENCE	3- 0	2- 0	2- 0				
7- 0	1- 0	1- 0	HOME	2- 0	2- 0	1- 0				
3- 3	0- 2	1- 1	AWAY	1- 0	0- 0	1- 0				
0- 0	0- 0	0- 0	NEUTRAL	0- 0	0- 0	0- 0				

RPI	S	Opponent	Score
2	A	Notre Dame	58 62
3	H	South Carolina	74 63
6	A	Florida St.	45 69
13	H	Louisville	58 55
15	H	Kentucky	69 54

RPI	S	Opponent	Score
28	A	North Carolina St.	52 55
31	H	Elon	68 61
32	H	Syracuse	72 55
46	A	Georgia Tech	75 68

RPI	S	Opponent	Score
53	H	Villanova	68 50
60	H	Virginia Tech	84 59
69	A	Virginia	70 51
70	H	Wake Forest	71 43
91	H	Penn	68 55
97	A	Vanderbilt	73 77

RPI	S	Opponent	Score
107	A	Long Beach St.	83 46
108	H	Clemson	65 37
110	H	North Carolina	70 58
130	H	Old Dominion	92 64
153	H	Pittsburgh	62 48
162	A	Boston College	67 44
200	A	Rutgers	68 32
225	H	Grand Canyon	90 47
249	A	Liberty	98 38
290	A	Pepperdine	99 65
336	H	Longwood	105 48

LAST 12 Division I GAMES:

153	H	Pittsburgh	62 48	162	A	Boston College	67 44
32	H	Syracuse	72 55	60	H	Virginia Tech	84 59
69	A	Virginia	70 51	28	A	North Carolina St.	52 55
108	H	Clemson	65 37	110	H	North Carolina	70 58
70	H	Wake Forest	71 43	6	A	Florida St.	45 69
2	A	Notre Dame	58 62	46	A	Georgia Tech	75 68

Non-Div I Games:

Duke

■ Loss,
 ■ Non-Conf,
 ■ S Site,
 ■ H Home
 ■ A Away
 N Neutral

Average RPI Win:	190	WON-LOST	WINNING	LAST 10	STRENGTH OF	OPP. STRENGTH	TEAM	ADJ.	CONF.	ADJ CONF.
Average RPI Loss:	95	RECORD	PCT. RANK	GAMES	SCHEDULE	OF SCHEDULE	RPI	RPI	RPI	RPI
DIV. I ONLY	14- 13	173	4- 4	72	113	117	117	12	12	
DIV. I NON-CONF.	7- 6	157	0- 1	71	103	100	100	12	12	
TOTALS	RPI 1-25	RPI 26-50	W-L RECORDS	RPI 51-100	RPI 101-150	RPI 150+				
14- 13	0- 2	0- 1	OVERALL	2- 6	2- 2	10- 2				
8- 5	0- 1	0- 0	HOME	0- 3	2- 1	6- 0				
5- 8	0- 1	0- 1	AWAY	2- 3	0- 1	3- 2				
1- 0	0- 0	0- 0	NEUTRAL	0- 0	0- 0	1- 0				
7- 6	0- 2	0- 1	NON-CONFERENCE	1- 2	0- 1	6- 0				
3- 3	0- 1	0- 0	HOME	0- 1	0- 1	3- 0				
3- 3	0- 1	0- 1	AWAY	1- 1	0- 0	2- 0				
1- 0	0- 0	0- 0	NEUTRAL	0- 0	0- 0	1- 0				
7- 7	0- 0	0- 0	CONFERENCE	1- 4	2- 1	4- 2				
5- 2	0- 0	0- 0	HOME	0- 2	2- 0	3- 0				
2- 5	0- 0	0- 0	AWAY	1- 2	0- 1	1- 2				
0- 0	0- 0	0- 0	NEUTRAL	0- 0	0- 0	0- 0				

RPI	S	Opponent	Score	RPI	S	Opponent	Score	RPI	S	Opponent	Score	RPI	S	Opponent	Score	Team's RPI: 117
20	H	Maryland	57 77	41	A	Ohio	46 64	51	A	George Washington	73 63	104	H	Charlotte	63 77	
25	A	Ohio St.	69 89					51	H	George Washington	40 75	105	H	Saint Louis	94 65	
								54	A	Dayton	47 66	127	A	Fordham	51 64	
								54	H	Dayton	64 75	142	H	VCU	70 51	
								68	A	California	66 86	153	H	Pittsburgh	63 54	
								74	A	St. John's (NY)	71 65	159	A	Iona	61 58	
								78	H	Buffalo	69 71	164	A	La Salle	76 68	
								100	A	Saint Joseph's	58 60	182	H	George Mason	76 57	
												227	A	St. Bonaventure	56 69	
												228	A	Akron	67 57	
												230	H	Richmond	73 61	
												273	H	Davidson	73 51	
												287	N	Western Caro.	65 50	
												291	A	Massachusetts	67 75	
												294	H	Lehigh	63 49	
												315	H	Lafayette	67 52	
LAST 12 Division I GAMES:																
68	A	California	66 86	230	H	Richmond	73 61									
54	A	Dayton	47 66	227	A	St. Bonaventure	56 69									
142	H	VCU	70 51	105	H	Saint Louis	94 65									
182	H	George Mason	76 57	291	A	Massachusetts	67 75									
100	A	Saint Joseph's	58 60	54	H	Dayton	64 75									
51	A	George Washington	73 63	273	H	Davidson	73 51									

Non-Div I Games:

Duquesne

■ Loss,
 ■ Non-Conf,
 S Site,
 ■ Home
 ■ Away
 N Neutral

Average RPI Win: 246	WON-LOST	WINNING	LAST 10	STRENGTH OF	OPP. STRENGTH	TEAM	ADJ.	CONF.	ADJ CONF.
Average RPI Loss: 124	RECORD	PCT. RANK	GAMES	SCHEDULE	OF SCHEDULE	RPI	RPI	RPI	RPI
DIV. I ONLY	14- 11	136	6- 4	240	159	187	187	17	17
DIV. I NON-CONF.	8- 7	164	2- 0	301	133	220	220	20	20
TOTALS	RPI 1-25	RPI 26-50	W-L RECORDS	RPI 51-100	RPI 101-150	RPI 150+			
14- 11	0- 1	0- 1	OVERALL	0- 3	1- 3	13- 3			
7- 6	0- 1	0- 1	HOME	0- 2	1- 1	6- 1			
6- 4	0- 0	0- 0	AWAY	0- 1	0- 1	6- 2			
1- 1	0- 0	0- 0	NEUTRAL	0- 0	0- 1	1- 0			
8- 7	0- 1	0- 1	NON-CONFERENCE	0- 1	1- 1	7- 3			
4- 4	0- 1	0- 1	HOME	0- 1	1- 0	3- 1			
3- 2	0- 0	0- 0	AWAY	0- 0	0- 0	3- 2			
1- 1	0- 0	0- 0	NEUTRAL	0- 0	0- 1	1- 0			
6- 4	0- 0	0- 0	CONFERENCE	0- 2	0- 2	6- 0			
3- 2	0- 0	0- 0	HOME	0- 1	0- 1	3- 0			
3- 2	0- 0	0- 0	AWAY	0- 1	0- 1	3- 0			
0- 0	0- 0	0- 0	NEUTRAL	0- 0	0- 0	0- 0			

RPI 1-25				RPI 26-50				RPI 51-100				RPI 101+ Team's RPI: 187			
RPI	S	Opponent	Score	RPI	S	Opponent	Score	RPI	S	Opponent	Score	RPI	S	Opponent	Score
14	H	Tennessee	58 83	31	H	Elon	51 79	80	A	Chattanooga	45 60	101	A	Mercer	55 72
								80	H	Chattanooga	62 70	101	H	Mercer	56 71
								97	H	Vanderbilt	72 80	130	H	Old Dominion	70 60
												132	N	Maine	48 61
												196	H	Appalachian St.	68 71
												210	A	Campbell	56 55
												223	H	UNCG	60 52
												232	H	Murray St.	79 60
												238	A	Butler	68 59
												239	A	Wofford	77 69
												240	A	Samford	69 57
												240	H	Samford	61 56
												241	A	Furman	74 64
												253	A	Austin Peay	74 77
												260	A	Tennessee Tech	82 76
												273	H	Davidson	76 56
												284	A	Northern Ky.	56 62
												287	H	Western Caro.	76 57
												299	N	Coppin St.	70 58
												328	H	Winthrop	62 45
LAST 12 Division I GAMES:															
				80	H	Chattanooga	62 70	223	H	UNCG	60 52				
				101	H	Mercer	56 71	80	A	Chattanooga	45 60				
				240	H	Samford	61 56	240	A	Samford	69 57				
				239	A	Wofford	77 69	101	A	Mercer	55 72				
				241	A	Furman	74 64	130	H	Old Dominion	70 60				
				287	H	Western Caro.	76 57	299	N	Coppin St.	70 58				

Non-Div I Games:

ETSU

■ Loss,
 ■ Non-Conf, S Site,
 ■ Home
 ■ Away
 N Neutral

East Carolina

Through Games Of Feb. 15, 2017

Average RPI Win:	194	WON-LOST	WINNING	LAST 10	STRENGTH OF	OPP. STRENGTH	TEAM	ADJ.	CONF.	ADJ CONF.
Average RPI Loss:	75	RECORD	PCT. RANK	GAMES	SCHEDULE	OF SCHEDULE	RPI	RPI	RPI	RPI
DIV. I ONLY	9- 16	245	0- 10	32	81	149	149	5	5	
DIV. I NON-CONF.	8- 4	97	0- 0	104	257	91	91	5	5	
TOTALS	RPI 1-25	RPI 26-50	W-L RECORDS	RPI 51-100	RPI 101-150	RPI 150+				
9- 16	0- 4	0- 5	OVERALL	1- 0	2- 5	6- 2				
6- 7	0- 2	0- 3	HOME	1- 0	1- 1	4- 1				
1- 8	0- 2	0- 1	AWAY	0- 0	0- 4	1- 1				
2- 1	0- 0	0- 1	NEUTRAL	0- 0	1- 0	1- 0				
8- 4	0- 0	0- 2	NON-CONFERENCE	0- 0	2- 2	6- 0				
5- 1	0- 0	0- 1	HOME	0- 0	1- 0	4- 0				
1- 2	0- 0	0- 0	AWAY	0- 0	0- 2	1- 0				
2- 1	0- 0	0- 1	NEUTRAL	0- 0	1- 0	1- 0				
1- 12	0- 4	0- 3	CONFERENCE	1- 0	0- 3	0- 2				
1- 6	0- 2	0- 2	HOME	1- 0	0- 1	0- 1				
0- 6	0- 2	0- 1	AWAY	0- 0	0- 2	0- 1				
0- 0	0- 0	0- 0	NEUTRAL	0- 0	0- 0	0- 0				

RPI S Opponent	Score	RPI S Opponent	Score	RPI S Opponent	Score	RPI S Opponent	Score	Team's RPI: 149
1 A UConn	45 90	33 A South Fla.	48 79	89 H SMU	58 57	104 A Charlotte	64 79	
1 H UConn	44 91	33 H South Fla.	66 76			113 H UCF	42 54	
23 A Temple	47 78	37 H Auburn	52 61			128 A William & Mary	72 82	
23 H Temple	43 76	40 H Tulane	45 61			137 H Detroit	83 81	
		50 N West Virginia	47 79			140 A Memphis	50 72	
						141 A Cincinnati	64 74	
						144 N Ball St.	82 69	
						154 A Tulsa	92 100	
						175 H Houston	62 73	
						208 H UNCW	75 65	
						222 H Presbyterian	54 46	
						229 H Southern U.	62 55	
						230 A Richmond	71 60	
						243 N Marist	70 68	
						248 H UMES	66 58	
LAST 12 Division I GAMES:								
140 A Memphis	50 72	141 A Cincinnati	64 74					
23 H Temple	43 76	113 H UCF	42 54					
33 H South Fla.	66 76	33 A South Fla.	48 79					
175 H Houston	62 73	23 A Temple	47 78					
154 A Tulsa	92 100	89 H SMU	58 57					
1 H UConn	44 91	1 A UConn	45 90					

Non-Div I Games: Greensboro 107 40

East Carolina

Loss, Non-Conf, S Site, H Home A Away N Neutral

Average RPI Win:	275	WON-LOST	WINNING	LAST 10	STRENGTH OF	OPP. STRENGTH	TEAM	ADJ.	CONF.	ADJ CONF.
Average RPI Loss:	211	RECORD	PCT. RANK	GAMES	SCHEDULE	OF SCHEDULE	RPI	RPI	RPI	RPI
DIV. I ONLY	6- 18	298	3- 7	242	333	312	312	26	26	
DIV. I NON-CONF.	2- 8	288	0- 0	208	347	293	293	26	26	
TOTALS	RPI 1-25	RPI 26-50	W-L RECORDS	RPI 51-100	RPI 101-150	RPI 150+				
6- 18	0- 0	0- 0	OVERALL	0- 2	0- 2	6- 14				
3- 8	0- 0	0- 0	HOME	0- 1	0- 0	3- 7				
3- 10	0- 0	0- 0	AWAY	0- 1	0- 2	3- 7				
0- 0	0- 0	0- 0	NEUTRAL	0- 0	0- 0	0- 0				
2- 8	0- 0	0- 0	NON-CONFERENCE	0- 1	0- 2	2- 5				
0- 3	0- 0	0- 0	HOME	0- 0	0- 0	0- 3				
2- 5	0- 0	0- 0	AWAY	0- 1	0- 2	2- 2				
0- 0	0- 0	0- 0	NEUTRAL	0- 0	0- 0	0- 0				
4- 10	0- 0	0- 0	CONFERENCE	0- 1	0- 0	4- 9				
3- 5	0- 0	0- 0	HOME	0- 1	0- 0	3- 4				
1- 5	0- 0	0- 0	AWAY	0- 0	0- 0	1- 5				
0- 0	0- 0	0- 0	NEUTRAL	0- 0	0- 0	0- 0				

RPI S	Opponent	Score	RPI S	Opponent	Score	RPI S	Opponent	Score	RPI S	Opponent	Score	Team's RPI: 312
						75	H Belmont	58 77	119	A Stetson	55 72	
						83	A Western Ill.	62 83	141	A Cincinnati	64 78	
									151	H Wright St.	61 71	
									184	H Cleveland St.	56 66	
									191	A Morehead St.	62 66	
									205	H Indiana St.	61 88	
									216	H SIUE	59 75	
									232	A Murray St.	74 92	
									232	H Murray St.	57 66	
									247	A UT Martin	72 74	
									247	H UT Martin	80 70	
									251	H Jacksonville St.	71 67	
									253	H Austin Peay	59 69	
									260	H Tennessee Tech	54 46	
									268	A Tennessee St.	58 69	
									270	A Southeast Mo. St.	71 62	
									270	H Southeast Mo. St.	65 107	
									279	A Evansville	73 63	
									302	A Eastern Ky.	85 88	
									310	A Illinois St.	49 60	
									311	A Valparaiso	68 73	
									344	A Florida A&M	66 50	
LAST 12 Division I GAMES:												
232	H	Murray St.	57	66	270	A	Southeast Mo. St.	71	62			
270	H	Southeast Mo. St.	65	107	247	H	UT Martin	80	70			
247	A	UT Martin	72	74	253	H	Austin Peay	59	69			
260	H	Tennessee Tech	54	46	232	A	Murray St.	74	92			
268	A	Tennessee St.	58	69	302	A	Eastern Ky.	85	88			
216	H	SIUE	59	75	191	A	Morehead St.	62	66			

Non-Div I Games: Ill.-Springfield 74 60 Millikin 97 54

Eastern Ill.

Loss, Non-Conf, S Site, H Home A Away N Neutral

Average RPI Win:	265	WON-LOST	WINNING	LAST 10	STRENGTH OF	OPP. STRENGTH	TEAM	ADJ.	CONF.	ADJ CONF.
Average RPI Loss:	190	RECORD	PCT. RANK	GAMES	SCHEDULE	OF SCHEDULE	RPI	RPI	RPI	RPI
DIV. I ONLY	8- 17	267	3- 7	228	312	302	302	26	26	
DIV. I NON-CONF.	2- 10	305	0- 0	294	298	339	339	26	26	
TOTALS	RPI 1-25	RPI 26-50	W-L RECORDS	RPI 51-100	RPI 101-150	RPI 150+				
8- 17	0- 0	0- 0	OVERALL	0- 3	0- 2	8- 12				
6- 5	0- 0	0- 0	HOME	0- 2	0- 0	6- 3				
1- 9	0- 0	0- 0	AWAY	0- 1	0- 2	1- 6				
1- 3	0- 0	0- 0	NEUTRAL	0- 0	0- 0	1- 3				
2- 10	0- 0	0- 0	NON-CONFERENCE	0- 1	0- 2	2- 7				
1- 3	0- 0	0- 0	HOME	0- 1	0- 0	1- 2				
0- 4	0- 0	0- 0	AWAY	0- 0	0- 2	0- 2				
1- 3	0- 0	0- 0	NEUTRAL	0- 0	0- 0	1- 3				
6- 7	0- 0	0- 0	CONFERENCE	0- 2	0- 0	6- 5				
5- 2	0- 0	0- 0	HOME	0- 1	0- 0	5- 1				
1- 5	0- 0	0- 0	AWAY	0- 1	0- 0	1- 4				
0- 0	0- 0	0- 0	NEUTRAL	0- 0	0- 0	0- 0				

RPI 1-25				RPI 26-50				RPI 51-100				RPI 101+				Team's RPI: 302	
RPI	S	Opponent	Score	RPI	S	Opponent	Score	RPI	S	Opponent	Score	RPI	S	Opponent	Score		
								75	A	Belmont	58 74	105	A	Saint Louis	51 78		
								75	H	Belmont	67 73	106	A	Kent St.	67 80		
								81	H	Western Ky.	63 90	151	A	Wright St.	73 85		
												171	N	Western Mich.	59 74		
												191	A	Morehead St.	54 80		
												191	H	Morehead St.	65 58		
												215	N	Miami (OH)	54 65		
												216	H	SIUE	75 63		
												223	A	UNCG	66 81		
												228	H	Akron	57 63		
												232	A	Murray St.	64 70		
												247	A	UT Martin	56 66		
												251	H	Jacksonville St.	49 54		
												253	H	Austin Peay	80 71		
												260	A	Tennessee Tech	51 53		
												268	H	Tennessee St.	66 62		
												270	A	Southeast Mo. St.	74 63		
												271	H	Bowling Green	57 55		
												287	H	Western Caro.	61 72		
												312	H	Eastern Ill.	88 85		
												324	N	Fort Wayne	59 68		
												339	N	Morgan St.	66 58		
LAST 12 Division I GAMES:																	
				75	H	Belmont	67 73		251	H	Jacksonville St.	49 54					
				191	H	Morehead St.	65 58		191	A	Morehead St.	54 80					
				232	A	Murray St.	64 70		268	H	Tennessee St.	66 62					
				247	A	UT Martin	56 66		75	A	Belmont	58 74					
				253	H	Austin Peay	80 71		312	H	Eastern Ill.	88 85					
				260	A	Tennessee Tech	51 53		216	H	SIUE	75 63					

Non-Div I Games: Ohio Valley 88 30

Eastern Ky.

■ Loss,
■ Non-Conf,
■ S Site,
■ H Home
■ A Away
N Neutral

Average RPI Win:	281	WON-LOST	WINNING	LAST 10	STRENGTH OF	OPP. STRENGTH	TEAM	ADJ.	CONF.	ADJ CONF.
Average RPI Loss:	125	RECORD	PCT. RANK	GAMES	SCHEDULE	OF SCHEDULE	RPI	RPI	RPI	RPI
DIV. I ONLY	5- 19	315	1- 9	142	154	285	285	10	10	
DIV. I NON-CONF.	4- 7	224	0- 0	195	267	240	240	11	11	
TOTALS	RPI 1-25	RPI 26-50	W-L RECORDS	RPI 51-100	RPI 101-150	RPI 150+				
5- 19	0- 0	0- 3	OVERALL	0- 5	0- 5	5- 6				
3- 8	0- 0	0- 1	HOME	0- 2	0- 2	3- 3				
1- 9	0- 0	0- 1	AWAY	0- 3	0- 2	1- 3				
1- 2	0- 0	0- 1	NEUTRAL	0- 0	0- 1	1- 0				
4- 7	0- 0	0- 1	NON-CONFERENCE	0- 2	0- 2	4- 2				
2- 2	0- 0	0- 0	HOME	0- 0	0- 1	2- 1				
1- 3	0- 0	0- 0	AWAY	0- 2	0- 0	1- 1				
1- 2	0- 0	0- 1	NEUTRAL	0- 0	0- 1	1- 0				
1- 12	0- 0	0- 2	CONFERENCE	0- 3	0- 3	1- 4				
1- 6	0- 0	0- 1	HOME	0- 2	0- 1	1- 2				
0- 6	0- 0	0- 1	AWAY	0- 1	0- 2	0- 2				
0- 0	0- 0	0- 0	NEUTRAL	0- 0	0- 0	0- 0				

RPI S	Opponent	Score	RPI S	Opponent	Score	RPI S	Opponent	Score	RPI S	Opponent	Score	Team's RPI: 285
40	N Tulane	50 62	70	A Wake Forest	61 89	106	A Kent St.	65 83				
41	A Ohio	51 68	78	H Buffalo	52 56	106	H Kent St.	67 86				
47	H Central Mich.	63 104	79	A Northern Ill.	73 85	114	N Northern Colo.	57 58				
			85	H Toledo	49 66	137	H Detroit	64 77				
			99	A Purdue	50 77	144	A Ball St.	49 78				
						171	H Western Mich.	67 76				
						191	A Morehead St.	73 78				
						211	H Monmouth	68 75				
						215	A Miami (OH)	61 72				
						215	H Miami (OH)	63 79				
						227	H St. Bonaventure	75 56				
						228	A Akron	62 80				
						259	N Georgia St.	69 59				
						271	H Bowling Green	81 74				
						314	H Air Force	65 44				
						333	A Incarnate Word	66 47				
LAST 12 Division I GAMES:												
78	H Buffalo	52 56	41	A Ohio	51 68							
215	H Miami (OH)	63 79	144	A Ball St.	49 78							
106	A Kent St.	65 83	171	H Western Mich.	67 76							
47	H Central Mich.	63 104	215	A Miami (OH)	61 72							
228	A Akron	62 80	106	H Kent St.	67 86							
271	H Bowling Green	81 74	85	H Toledo	49 66							

Non-Div I Games: Ferris St. 68 50

Eastern Mich.

Average RPI Win:	245	WON-LOST	WINNING	LAST 10	STRENGTH OF	OPP. STRENGTH	TEAM	ADJ.	CONF.	ADJ CONF.
Average RPI Loss:	85	RECORD	PCT. RANK	GAMES	SCHEDULE	OF SCHEDULE	RPI	RPI	RPI	RPI
DIV. I ONLY	13- 10	134	7- 3	124	216	124	124	19	19	
DIV. I NON-CONF.	4- 6	209	0- 0	40	172	112	112	18	18	
TOTALS	RPI 1-25	RPI 26-50	W-L RECORDS	RPI 51-100	RPI 101-150	RPI 150+				
13- 10	0- 1	0- 3	OVERALL	0- 4	2- 1	11- 1				
6- 3	0- 0	0- 0	HOME	0- 2	2- 1	4- 0				
6- 5	0- 1	0- 1	AWAY	0- 2	0- 0	6- 1				
1- 2	0- 0	0- 2	NEUTRAL	0- 0	0- 0	1- 0				
4- 6	0- 1	0- 3	NON-CONFERENCE	0- 2	0- 0	4- 0				
1- 1	0- 0	0- 0	HOME	0- 1	0- 0	1- 0				
2- 3	0- 1	0- 1	AWAY	0- 1	0- 0	2- 0				
1- 2	0- 0	0- 2	NEUTRAL	0- 0	0- 0	1- 0				
9- 4	0- 0	0- 0	CONFERENCE	0- 2	2- 1	7- 1				
5- 2	0- 0	0- 0	HOME	0- 1	2- 1	3- 0				
4- 2	0- 0	0- 0	AWAY	0- 1	0- 0	4- 1				
0- 0	0- 0	0- 0	NEUTRAL	0- 0	0- 0	0- 0				

RPI	S	Opponent	Score	RPI	S	Opponent	Score	RPI	S	Opponent	Score	RPI	S	Opponent	Score	Team's RPI: 124
7	A	Washington	52 100	31	N	Elon	55 76	64	H	Gonzaga	54 73	114	H	Northern Colo.	67 61	
				38	N	Drake	78 93	71	A	Montana St.	83 88	125	H	Idaho	67 57	
				40	A	Tulane	51 63	71	H	Montana St.	61 72	133	H	North Dakota	71 75	
								87	A	Boise St.	64 67	166	A	CSUN	71 57	
												177	H	Idaho St.	58 41	
												217	H	Weber St.	99 85	
												241	N	Furman	68 56	
												256	A	Portland St.	68 62	
												283	A	Sacramento St.	72 65	
												288	A	Southern Utah	67 66	
												304	A	Northern Ariz.	47 56	
												326	A	Montana	60 46	
												326	H	Montana	64 57	
												329	A	Utah Valley	83 50	
												341	H	Cal St. Fullerton	84 67	
LAST 12 Division I GAMES:																
114	H	Northern Colo.	67 61	288	A	Southern Utah	67 66									
133	H	North Dakota	71 75	304	A	Northern Ariz.	47 56									
256	A	Portland St.	68 62	217	H	Weber St.	99 85									
283	A	Sacramento St.	72 65	177	H	Idaho St.	58 41									
71	H	Montana St.	61 72	326	A	Montana	60 46									
326	H	Montana	64 57	71	A	Montana St.	83 88									

Non-Div I Games: Multnomah 88 30

Eastern Wash.

■ Loss,
■ Non-Conf,
■ S Site,
■ H Home
■ A Away
N Neutral

Average RPI Win: 158	WON-LOST	WINNING	LAST 10	STRENGTH OF	OPP. STRENGTH	TEAM	ADJ.	CONF.	ADJ CONF.
Average RPI Loss: 50	RECORD	PCT. RANK	GAMES	SCHEDULE	OF SCHEDULE	RPI	RPI	RPI	RPI
DIV. I ONLY	18- 6	43	4- 1	60	86	31	31	8	8
DIV. I NON-CONF.	7- 4	114	2- 0	43	69	41	41	8	8
TOTALS	RPI 1-25	RPI 26-50	W-L RECORDS	RPI 51-100	RPI 101-150	RPI 150+			
18- 6	0- 1	1- 3	OVERALL	3- 1	3- 1	11- 0			
7- 2	0- 0	0- 1	HOME	2- 1	1- 0	4- 0			
9- 4	0- 1	1- 2	AWAY	1- 0	1- 1	6- 0			
2- 0	0- 0	0- 0	NEUTRAL	0- 0	1- 0	1- 0			
7- 4	0- 1	1- 1	NON-CONFERENCE	1- 1	1- 1	4- 0			
2- 1	0- 0	0- 0	HOME	1- 1	0- 0	1- 0			
3- 3	0- 1	1- 1	AWAY	0- 0	0- 1	2- 0			
2- 0	0- 0	0- 0	NEUTRAL	0- 0	1- 0	1- 0			
11- 2	0- 0	0- 2	CONFERENCE	2- 0	2- 0	7- 0			
5- 1	0- 0	0- 1	HOME	1- 0	1- 0	3- 0			
6- 1	0- 0	0- 1	AWAY	1- 0	1- 0	4- 0			
0- 0	0- 0	0- 0	NEUTRAL	0- 0	0- 0	0- 0			

RPI 1-25				RPI 26-50				Team's RPI: 31				RPI 51-100				RPI 101+			
RPI	S	Opponent	Score	RPI	S	Opponent	Score	RPI	S	Opponent	Score	RPI	S	Opponent	Score	RPI	S	Opponent	Score
10	A	Duke	61 68	34	A	Green Bay	56 71	66	A	Drexel	48 45	110	A	North Carolina	73 78				
				39	A	James Madison	54 61	66	H	Drexel	75 65	115	H	Delaware	69 42				
				39	H	James Madison	70 76	70	H	Wake Forest	68 78	124	N	Eastern Wash.	76 55				
				47	A	Central Mich.	71 57	72	H	Bucknell	64 58	128	A	William & Mary	60 58				
												179	A	Northeastern	76 65				
												179	H	Northeastern	70 58				
												186	H	Towson	83 55				
												187	A	ETSU	79 51				
												189	A	Hofstra	64 53				
												200	H	Rutgers	66 54				
												202	A	Col. of Charleston	84 56				
												202	H	Col. of Charleston	70 57				
												208	A	UNCW	66 56				
												228	N	Akron	65 62				
												259	A	Georgia St.	84 67				
LAST 12 Division I GAMES:																			
				47	A	Central Mich.	71 57	189	A	Hofstra	64 53								
				124	N	Eastern Wash.	76 55	179	A	Northeastern	76 65								
				39	A	James Madison	54 61	128	A	William & Mary	60 58								
				179	H	Northeastern	70 58	39	H	James Madison	70 76								
				208	A	UNCW	66 56	66	H	Drexel	75 65								
				186	H	Towson	83 55	202	A	Col. of Charleston	84 56								

Average RPI Win:	262	WON-LOST	WINNING	LAST 10	STRENGTH OF	OPP. STRENGTH	TEAM	ADJ.	CONF.	ADJ CONF.
Average RPI Loss:	152	RECORD	PCT. RANK	GAMES	SCHEDULE	OF SCHEDULE	RPI	RPI	RPI	RPI
DIV. I ONLY	7- 16	281	1- 9	208	222	279	279	16	16	
DIV. I NON-CONF.	4- 6	209	0- 0	277	308	264	264	14	14	
TOTALS	RPI 1-25	RPI 26-50	W-L RECORDS	RPI 51-100	RPI 101-150	RPI 150+				
7- 16	0- 1	0- 2	OVERALL	0- 3	0- 3	7- 7				
5- 7	0- 0	0- 1	HOME	0- 1	0- 1	5- 4				
2- 9	0- 0	0- 1	AWAY	0- 0	0- 0	2- 1				
0- 0	0- 0	0- 0	NEUTRAL	0- 0	0- 0	0- 0				
4- 6	0- 1	0- 0	NON-CONFERENCE	0- 1	0- 1	4- 3				
2- 3	0- 0	0- 0	HOME	0- 0	0- 0	2- 3				
2- 3	0- 1	0- 0	AWAY	0- 1	0- 1	2- 0				
0- 0	0- 0	0- 0	NEUTRAL	0- 0	0- 0	0- 0				
3- 10	0- 0	0- 2	CONFERENCE	0- 2	0- 2	3- 4				
3- 4	0- 0	0- 1	HOME	0- 1	0- 1	3- 1				
0- 6	0- 0	0- 1	AWAY	0- 1	0- 1	0- 3				
0- 0	0- 0	0- 0	NEUTRAL	0- 0	0- 0	0- 0				

RPI S	Opponent	Score	RPI S	Opponent	Score	RPI S	Opponent	Score	RPI S	Opponent	Score	Team's RPI: 279
13	A Louisville	47 89	38	A Drake	65 82	58	A Northwestern	66 88	144	A Ball St.	49 84	
			38	H Drake	48 73	67	A UNI	40 54	150	A Missouri St.	43 68	
						67	H UNI	36 62	150	H Missouri St.	41 77	
									165	H Southern Ill.	63 60	
									184	H Cleveland St.	62 66	
									205	H Indiana St.	57 41	
									207	A Wichita St.	68 69	
									207	H Wichita St.	67 74	
									214	A Bradley	52 56	
									232	A Murray St.	82 77	
									253	H Austin Peay	68 54	
									270	H Southeast Mo. St.	74 76	
									310	A Illinois St.	58 71	
									311	A Valparaiso	70 65	
									312	H Eastern Ill.	63 73	
									320	H Loyola Chicago	67 36	
									349	H Alabama A&M	63 54	
LAST 12 Division I GAMES:												
150	A Missouri St.	43 68	165	H Southern Ill.	63 60							
207	A Wichita St.	68 69	207	H Wichita St.	67 74							
38	H Drake	48 73	150	H Missouri St.	41 77							
67	H UNI	36 62	67	A UNI	40 54							
214	A Bradley	52 56	38	A Drake	65 82							
310	A Illinois St.	58 71	320	H Loyola Chicago	67 36							

Non-Div I Games: Oakland City 108 68

Evansville

■ Loss,
■ Non-Conf,
■ S Site,
■ H Home
■ A Away
N Neutral

Average RPI Win: 236	WON-LOST	WINNING	LAST 10	STRENGTH OF	OPP. STRENGTH	TEAM	ADJ.	CONF.	ADJ CONF.
Average RPI Loss: 88	RECORD	PCT. RANK	GAMES	SCHEDULE	OF SCHEDULE	RPI	RPI	RPI	RPI
DIV. I ONLY	19- 7	55	5- 2	207	183	96	96	23	23
DIV. I NON-CONF.	9- 6	127	0- 1	128	168	111	111	23	23
TOTALS	RPI 1-25	RPI 26-50	W-L RECORDS	RPI 51-100	RPI 101-150	RPI 150+			
19- 7	0- 1	0- 1	OVERALL	2- 2	1- 2	16- 1			
13- 0	0- 0	0- 0	HOME	2- 0	0- 0	11- 0			
6- 4	0- 0	0- 1	AWAY	0- 1	1- 1	5- 1			
0- 3	0- 1	0- 0	NEUTRAL	0- 1	0- 1	0- 0			
9- 6	0- 1	0- 1	NON-CONFERENCE	1- 1	0- 2	8- 1			
7- 0	0- 0	0- 0	HOME	1- 0	0- 0	6- 0			
2- 3	0- 0	0- 1	AWAY	0- 0	0- 1	2- 1			
0- 3	0- 1	0- 0	NEUTRAL	0- 1	0- 1	0- 0			
10- 1	0- 0	0- 0	CONFERENCE	1- 1	1- 0	8- 0			
6- 0	0- 0	0- 0	HOME	1- 0	0- 0	5- 0			
4- 1	0- 0	0- 0	AWAY	0- 1	1- 0	3- 0			
0- 0	0- 0	0- 0	NEUTRAL	0- 0	0- 0	0- 0			

RPI 1-25				RPI 26-50				RPI 51-100				Team's RPI: 96	RPI 101+			
RPI	S	Opponent	Score	RPI	S	Opponent	Score	RPI	S	Opponent	Score		RPI	S	Opponent	Score
25	N	Ohio St.	66 79	45	A	Quinnipiac	56 66	51	N	George Washington	47 76		106	N	Kent St.	64 77
								80	H	Chattanooga	68 55		114	A	Northern Colo.	74 77
								90	A	Jacksonville	65 73		119	A	Stetson	84 71
								90	H	Jacksonville	60 57		170	H	Hampton	60 49
													173	A	Hartford	70 63
													174	H	UC Riverside	60 45
													185	A	Illinois	73 82
													194	H	Siena	66 42
													261	H	Savannah St.	89 40
													274	A	Kennesaw St.	75 56
													274	H	Kennesaw St.	69 35
													275	A	North Florida	68 51
													275	H	North Florida	69 46
													277	H	N.C. A&T	67 41
													280	H	FIU	89 42
													296	A	Lipscomb	90 63
													296	H	Lipscomb	98 50
													317	H	NJIT	73 53
													321	H	USC Upstate	93 43
													331	A	Fla. Atlantic	65 50
LAST 12 Division I GAMES:																
		51	N	George Washington	47	76		90	H	Jacksonville	60	57				
		296	H	Lipscomb	98	50		321	H	USC Upstate	93	43				
		274	H	Kennesaw St.	69	35		317	H	NJIT	73	53				
		275	H	North Florida	69	46		274	A	Kennesaw St.	75	56				
		90	A	Jacksonville	65	73		296	A	Lipscomb	90	63				
		275	A	North Florida	68	51		119	A	Stetson	84	71				

Non-Div I Games: St. Thomas (FL) 71 48 Ave Maria 101 34

FGCU

Loss, Non-Conf, S Site, H Home A Away N Neutral

Average RPI Win:	292	WON-LOST	WINNING	LAST 10	STRENGTH OF	OPP. STRENGTH	TEAM	ADJ.	CONF.	ADJ CONF.
Average RPI Loss:	131	RECORD	PCT. RANK	GAMES	SCHEDULE	OF SCHEDULE	RPI	RPI	RPI	RPI
DIV. I ONLY	5- 18	309	3- 7	108	199	280	280	15	15	
DIV. I NON-CONF.	2- 9	293	0- 0	28	248	247	247	16	16	
TOTALS	RPI 1-25	RPI 26-50	W-L RECORDS	RPI 51-100	RPI 101-150	RPI 150+				
5- 18	0- 1	0- 2	OVERALL	0- 4	0- 3	5- 8				
4- 10	0- 1	0- 1	HOME	0- 1	0- 3	4- 4				
1- 8	0- 0	0- 1	AWAY	0- 3	0- 0	1- 4				
0- 0	0- 0	0- 0	NEUTRAL	0- 0	0- 0	0- 0				
2- 9	0- 1	0- 2	NON-CONFERENCE	0- 2	0- 1	2- 3				
2- 7	0- 1	0- 1	HOME	0- 1	0- 1	2- 3				
0- 2	0- 0	0- 1	AWAY	0- 1	0- 0	0- 0				
0- 0	0- 0	0- 0	NEUTRAL	0- 0	0- 0	0- 0				
3- 9	0- 0	0- 0	CONFERENCE	0- 2	0- 2	3- 5				
2- 3	0- 0	0- 0	HOME	0- 0	0- 2	2- 1				
1- 6	0- 0	0- 0	AWAY	0- 2	0- 0	1- 4				
0- 0	0- 0	0- 0	NEUTRAL	0- 0	0- 0	0- 0				

RPI	S	Opponent	Score	RPI	S	Opponent	Score	RPI	S	Opponent	Score	RPI	S	Opponent	Score	Team's RPI: 280
19	H	Miami (FL)	49 69	33	A	South Fla.	41 91	65	A	Middle Tenn.	43 95	104	H	Charlotte	54 101	
				49	H	Georgetown	53 66	81	A	Western Ky.	38 90	113	H	UCF	52 69	
								90	H	Jacksonville	56 71	130	H	Old Dominion	64 86	
								96	A	FGCU	42 89	157	H	UTSA	61 70	
												182	H	George Mason	51 67	
												183	A	UAB	68 82	
												188	A	Rice	55 74	
												203	H	Texas Southern	62 70	
												204	A	North Texas	49 69	
												213	H	Robert Morris	59 57	
												217	H	Weber St.	61 64	
												250	A	Marshall	52 70	
												291	H	Massachusetts	58 57	
												292	H	UTEP	88 87	
												331	A	Fla. Atlantic	65 60	
												331	H	Fla. Atlantic	74 65	
LAST 12 Division I GAMES:																
204	A	North Texas	49 69	65	A	Middle Tenn.	43 95									
188	A	Rice	55 74	157	H	UTSA	61 70									
104	H	Charlotte	54 101	292	H	UTEP	88 87									
130	H	Old Dominion	64 86	331	H	Fla. Atlantic	74 65									
331	A	Fla. Atlantic	65 60	81	A	Western Ky.	38 90									
183	A	UAB	68 82	250	A	Marshall	52 70									

Non-Div I Games:

FIU

■ Loss,
 ■ Non-Conf,
 ■ S Site,
 ■ H Home
 ■ A Away
 N Neutral

Fairfield

Through Games Of Feb. 15, 2017

Average RPI Win:	233	WON-LOST	WINNING	LAST 10	STRENGTH OF	OPP. STRENGTH	TEAM	ADJ.	CONF.	ADJ CONF.
Average RPI Loss:	163	RECORD	PCT. RANK	GAMES	SCHEDULE	OF SCHEDULE	RPI	RPI	RPI	RPI
DIV. I ONLY	14- 11	136	7- 3	261	196	172	172	18	18	
DIV. I NON-CONF.	3- 6	230	0- 0	225	255	236	236	17	17	
TOTALS	RPI 1-25	RPI 26-50	W-L RECORDS	RPI 51-100	RPI 101-150	RPI 150+				
14- 11	0- 1	1- 2	OVERALL	0- 0	1- 1	12- 7				
7- 3	0- 0	1- 0	HOME	0- 0	0- 0	6- 3				
7- 8	0- 1	0- 2	AWAY	0- 0	1- 1	6- 4				
0- 0	0- 0	0- 0	NEUTRAL	0- 0	0- 0	0- 0				
3- 6	0- 1	0- 1	NON-CONFERENCE	0- 0	0- 1	3- 3				
1- 2	0- 0	0- 0	HOME	0- 0	0- 0	1- 2				
2- 4	0- 1	0- 1	AWAY	0- 0	0- 1	2- 1				
0- 0	0- 0	0- 0	NEUTRAL	0- 0	0- 0	0- 0				
11- 5	0- 0	1- 1	CONFERENCE	0- 0	1- 0	9- 4				
6- 1	0- 0	1- 0	HOME	0- 0	0- 0	5- 1				
5- 4	0- 0	0- 1	AWAY	0- 0	1- 0	4- 3				
0- 0	0- 0	0- 0	NEUTRAL	0- 0	0- 0	0- 0				

RPI	S	Opponent	Score	RPI	S	Opponent	Score	RPI	S	Opponent	Score	RPI	S	Opponent	Score	Team's RPI: 172
23	A	Temple	59 73	27	A	Harvard	44 58					118	A	Rider	68 67	
				45	A	Quinnipiac	55 60					143	A	Albany (NY)	45 59	
				45	H	Quinnipiac	65 52					159	H	Iona	68 59	
												164	A	La Salle	61 68	
												194	A	Siena	52 67	
												194	H	Siena	61 57	
												195	H	Sacred Heart	44 56	
												211	A	Monmouth	71 68	
												211	H	Monmouth	53 60	
												224	A	Niagara	65 55	
												224	H	Niagara	66 63	
												243	A	Marist	55 71	
												245	A	Canisius	49 63	
												246	H	Loyola Maryland	58 57	
												282	A	Manhattan	64 43	
												282	H	Manhattan	71 56	
												303	A	Mt. St. Mary's	70 57	
												308	H	Rhode Island	65 72	
												316	A	Saint Peter's	56 39	
												316	H	Saint Peter's	50 38	
												343	A	UMass Lowell	65 41	
LAST 12 Division I GAMES:																
				316	A	Saint Peter's	56 39					245	A	Canisius	49 63	
				282	A	Manhattan	64 43					224	A	Niagara	65 55	
				316	H	Saint Peter's	50 38					45	A	Quinnipiac	55 60	
				45	H	Quinnipiac	65 52					118	A	Rider	68 67	
				224	H	Niagara	66 63					282	H	Manhattan	71 56	
				211	H	Monmouth	53 60					194	H	Siena	61 57	

Non-Div I Games:

Fairfield

■ Loss,
 ■ Non-Conf,
 ■ S Site,
 ■ Home
 ■ A Away
 N Neutral

Average RPI Win: 311		WON-LOST	WINNING	LAST 10	STRENGTH OF	OPP. STRENGTH	TEAM	ADJ.	CONF.	ADJ CONF.
Average RPI Loss: 267		RECORD	PCT. RANK	GAMES	SCHEDULE	OF SCHEDULE	RPI	RPI	RPI	RPI
DIV. I ONLY		8- 16	259	5- 5	349	345	340	340	31	31
DIV. I NON-CONF.		2- 8	288	0- 0	346	341	346	346	32	32
TOTALS		RPI 1-25	RPI 26-50	W-L RECORDS	RPI 51-100	RPI 101-150	RPI 150+			
8- 16	0- 0		0- 0	OVERALL	0- 0	0- 1	8- 15			
4- 8	0- 0		0- 0	HOME	0- 0	0- 0	4- 8			
4- 8	0- 0		0- 0	AWAY	0- 0	0- 1	4- 6			
0- 0	0- 0		0- 0	NEUTRAL	0- 0	0- 0	0- 0			
2- 8	0- 0		0- 0	NON-CONFERENCE	0- 0	0- 1	2- 7			
1- 3	0- 0		0- 0	HOME	0- 0	0- 0	1- 3			
1- 5	0- 0		0- 0	AWAY	0- 0	0- 1	1- 4			
0- 0	0- 0		0- 0	NEUTRAL	0- 0	0- 0	0- 0			
6- 8	0- 0		0- 0	CONFERENCE	0- 0	0- 0	6- 8			
3- 5	0- 0		0- 0	HOME	0- 0	0- 0	3- 5			
3- 3	0- 0		0- 0	AWAY	0- 0	0- 0	3- 3			
0- 0	0- 0		0- 0	NEUTRAL	0- 0	0- 0	0- 0			

[illegible]

Non-Div I Games: Queens (NY)

54

70

Fairleigh Dickinson

Loss, Non-Conf, S Site, H Home A Away N Neutral

Average RPI Win:	268	WON-LOST	WINNING	LAST 10	STRENGTH OF	OPP. STRENGTH	TEAM	ADJ.	CONF.	ADJ CONF.
Average RPI Loss:	184	RECORD	PCT. RANK	GAMES	SCHEDULE	OF SCHEDULE	RPI	RPI	RPI	RPI
DIV. I ONLY	3- 19	331	0- 10	241	247	331	331	15	15	
DIV. I NON-CONF.	3- 7	250	0- 0	219	343	311	311	16	16	
TOTALS	RPI 1-25	RPI 26-50	W-L RECORDS	RPI 51-100	RPI 101-150	RPI 150+				
3- 19	0- 0	0- 0	OVERALL	0- 3	0- 4	3- 12				
3- 8	0- 0	0- 0	HOME	0- 1	0- 2	3- 5				
0- 11	0- 0	0- 0	AWAY	0- 2	0- 2	0- 7				
0- 0	0- 0	0- 0	NEUTRAL	0- 0	0- 0	0- 0				
3- 7	0- 0	0- 0	NON-CONFERENCE	0- 1	0- 2	3- 4				
3- 3	0- 0	0- 0	HOME	0- 1	0- 0	3- 2				
0- 4	0- 0	0- 0	AWAY	0- 0	0- 2	0- 2				
0- 0	0- 0	0- 0	NEUTRAL	0- 0	0- 0	0- 0				
0- 12	0- 0	0- 0	CONFERENCE	0- 2	0- 2	0- 8				
0- 5	0- 0	0- 0	HOME	0- 0	0- 2	0- 3				
0- 7	0- 0	0- 0	AWAY	0- 2	0- 0	0- 5				
0- 0	0- 0	0- 0	NEUTRAL	0- 0	0- 0	0- 0				

RPI S	Opponent	Score	RPI S	Opponent	Score	RPI S	Opponent	Score	RPI S	Opponent	Score
						65	A Middle Tenn.	69 87	101	A Mercer	57 74
						81	A Western Ky.	55 76	104	H Charlotte	66 72
						96	H FGCU	50 65	116	A Arizona	67 77
									130	H Old Dominion	73 93
									157	H UTSA	62 72
									183	A UAB	55 66
									188	A Rice	55 89
									204	A North Texas	57 79
									205	H Indiana St.	70 67
									225	A Grand Canyon	60 81
									230	H Richmond	67 77
									248	H UMES	59 76
									250	A Marshall	53 76
									251	H Jacksonville St.	63 55
									275	A North Florida	88 95
									280	A FIU	65 74
									280	H FIU	60 65
									292	H UTEP	50 51
									347	H Jackson St.	67 58
LAST 12 Division I GAMES:											
188	A Rice	55 89	183	A UAB	55 66						
204	A North Texas	57 79	292	H UTEP	50 51						
130	H Old Dominion	73 93	157	H UTSA	62 72						
104	H Charlotte	66 72	280	A FIU	65 74						
280	H FIU	60 65	250	A Marshall	53 76						
65	A Middle Tenn.	69 87	81	A Western Ky.	55 76						

Non-Div I Games: Fla. Memorial 84 64

Fla. Atlantic

Average RPI Win:	186	WON-LOST	WINNING	LAST 10	STRENGTH OF	OPP. STRENGTH	TEAM	ADJ.	CONF.	ADJ CONF.
Average RPI Loss:	30	RECORD	PCT. RANK	GAMES	SCHEDULE	OF SCHEDULE	RPI	RPI	RPI	RPI
DIV. I ONLY	13- 12	163	4- 6	40	54	61	61	2	2	
DIV. I NON-CONF.	9- 4	85	0- 0	126	158	60	60	2	2	
TOTALS	RPI 1-25	RPI 26-50	W-L RECORDS	RPI 51-100	RPI 101-150	RPI 150+				
13- 12	1- 7	0- 3	OVERALL	3- 1	3- 1	6- 0				
2- 5	0- 3	0- 1	HOME	0- 0	1- 1	1- 0				
5- 6	0- 4	0- 1	AWAY	3- 1	1- 0	1- 0				
6- 1	1- 0	0- 1	NEUTRAL	0- 0	1- 0	4- 0				
9- 4	1- 2	0- 1	NON-CONFERENCE	1- 1	1- 0	6- 0				
1- 0	0- 0	0- 0	HOME	0- 0	0- 0	1- 0				
2- 3	0- 2	0- 0	AWAY	1- 1	0- 0	1- 0				
6- 1	1- 0	0- 1	NEUTRAL	0- 0	1- 0	4- 0				
4- 8	0- 5	0- 2	CONFERENCE	2- 0	2- 1	0- 0				
1- 5	0- 3	0- 1	HOME	0- 0	1- 1	0- 0				
3- 3	0- 2	0- 1	AWAY	2- 0	1- 0	0- 0				
0- 0	0- 0	0- 0	NEUTRAL	0- 0	0- 0	0- 0				

RPI	S	Opponent	Score	RPI	S	Opponent	Score	RPI	S	Opponent	Score	RPI	S	Opponent	Score
3	H	South Carolina	62 81	30	A	LSU	67 78	58	A	Northwestern	68 73	107	N	Long Beach St.	83 53
4	A	Mississippi St.	49 82	37	H	Auburn	75 82	80	A	Chattanooga	72 61	112	H	Ole Miss	75 84
6	A	Florida St.	58 83	42	N	Indiana	88 102	95	A	Georgia	76 68	134	H	Arkansas	57 53
14	H	Tennessee	75 84					97	A	Vanderbilt	93 73	138	A	Alabama	66 56
16	A	Texas A&M	76 84									233	N	South Ala.	85 33
16	H	Texas A&M	59 67									239	N	Wofford	74 51
23	N	Temple	83 76									277	N	N.C. A&T	67 38
24	A	Arizona St.	63 69									323	A	Arkansas St.	71 60
												330	H	Southeastern La.	102 51
												344	N	Florida A&M	78 65
LAST 12 Division I GAMES:															
138	A	Alabama	66 56	95	A	Georgia	76 68	16	H	Texas A&M	59 67	4	A	Mississippi St.	49 82
134	H	Arkansas	57 53	30	A	LSU	67 78	3	H	South Carolina	62 81	37	H	Auburn	75 82
112	H	Ole Miss	75 84	14	H	Tennessee	75 84								

Non-Div I Games:

Florida

■ Loss,
 ■ Non-Conf,
 ■ S Site,
 ■ Home
 ■ Away
 N Neutral

Average RPI Win:	313	WON-LOST	WINNING	LAST 10	STRENGTH OF	OPP. STRENGTH	TEAM	ADJ.	CONF.	ADJ CONF.
Average RPI Loss:	240	RECORD	PCT. RANK	GAMES	SCHEDULE	OF SCHEDULE	RPI	RPI	RPI	RPI
DIV. I ONLY	6- 17	295	6- 4	346	338	344	344	32	32	
DIV. I NON-CONF.	0- 11	335	0- 0	314	306	349	349	31	31	
TOTALS	RPI 1-25	RPI 26-50	W-L RECORDS	RPI 51-100	RPI 101-150	RPI 150+				
6- 17	0- 0	0- 0	OVERALL	0- 1	0- 1	6- 15				
4- 6	0- 0	0- 0	HOME	0- 0	0- 0	4- 6				
2- 7	0- 0	0- 0	AWAY	0- 0	0- 1	2- 6				
0- 4	0- 0	0- 0	NEUTRAL	0- 1	0- 0	0- 3				
0- 11	0- 0	0- 0	NON-CONFERENCE	0- 1	0- 1	0- 9				
0- 4	0- 0	0- 0	HOME	0- 0	0- 0	0- 4				
0- 3	0- 0	0- 0	AWAY	0- 0	0- 1	0- 2				
0- 4	0- 0	0- 0	NEUTRAL	0- 1	0- 0	0- 3				
6- 6	0- 0	0- 0	CONFERENCE	0- 0	0- 0	6- 6				
4- 2	0- 0	0- 0	HOME	0- 0	0- 0	4- 2				
2- 4	0- 0	0- 0	AWAY	0- 0	0- 0	2- 4				
0- 0	0- 0	0- 0	NEUTRAL	0- 0	0- 0	0- 0				

RPI 1-25			RPI 26-50			RPI 51-100			RPI 101+			Team's RPI: 344
RPI	S	Opponent	Score	RPI	S	Opponent	Score	RPI	S	Opponent	Score	
						61 N Florida	65 78	138 A		Alabama	46 81	
								160 H		Omaha	50 70	
								191 H		Morehead St.	48 53	
								221 H		Bethune-Cookman	41 64	
								230 N		Richmond	51 64	
								248 H		UMES	59 49	
								250 A		Marshall	67 77	
								251 N		Jacksonville St.	54 66	
								255 A		Howard	58 72	
								255 H		Howard	55 51	
								261 A		Savannah St.	52 56	
								272 N		Stony Brook	49 80	
								275 A		North Florida	60 71	
								277 A		N.C. A&T	57 65	
								287 H		Western Caro.	61 62	
								299 H		Coppin St.	62 70	
								312 H		Eastern Ill.	50 66	
								339 A		Morgan St.	61 26	
								339 H		Morgan St.	51 48	
								342 A		N.C. Central	49 52	
								348 A		Delaware St.	65 56	
								348 H		Delaware St.	69 61	
LAST 12 Division I GAMES:												
342 A		N.C. Central	49 52	248 H		UMES	59 49					
277 A		N.C. A&T	57 65	221 H		Bethune-Cookman	41 64					
348 H		Delaware St.	69 61	261 A		Savannah St.	52 56					
255 H		Howard	55 51	339 H		Morgan St.	51 48					
339 A		Morgan St.	61 26	299 H		Coppin St.	62 70					
348 A		Delaware St.	65 56	255 A		Howard	58 72					

Non-Div I Games: Thomas (GA) 74 65 Stillman 69 59

Florida A&M

Loss, Non-Conf, S Site, H Home A Away N Neutral

Average RPI Win:	105	WON-LOST	WINNING	LAST 10	STRENGTH OF	OPP. STRENGTH	TEAM	ADJ.	CONF.	ADJ CONF.
Average RPI Loss:	11	RECORD	PCT. RANK	GAMES	SCHEDULE	OF SCHEDULE	RPI	RPI	RPI	RPI
DIV. I ONLY	23- 3	6	9- 1	8	30	6	6	3	3	
DIV. I NON-CONF.	12- 2	21	0- 1	27	47	14	14	4	4	
TOTALS	RPI 1-25	RPI 26-50	W-L RECORDS	RPI 51-100	RPI 101-150	RPI 150+				
23- 3	4- 2	4- 1	OVERALL	6- 0	3- 0	6- 0				
11- 3	3- 2	2- 1	HOME	3- 0	0- 0	3- 0				
9- 0	1- 0	1- 0	AWAY	2- 0	3- 0	2- 0				
3- 0	0- 0	1- 0	NEUTRAL	1- 0	0- 0	1- 0				
12- 2	0- 2	2- 0	NON-CONFERENCE	4- 0	1- 0	5- 0				
6- 2	0- 2	1- 0	HOME	2- 0	0- 0	3- 0				
3- 0	0- 0	0- 0	AWAY	1- 0	1- 0	1- 0				
3- 0	0- 0	1- 0	NEUTRAL	1- 0	0- 0	1- 0				
11- 1	4- 0	2- 1	CONFERENCE	2- 0	2- 0	1- 0				
5- 1	3- 0	1- 1	HOME	1- 0	0- 0	0- 0				
6- 0	1- 0	1- 0	AWAY	1- 0	2- 0	1- 0				
0- 0	0- 0	0- 0	NEUTRAL	0- 0	0- 0	0- 0				

RPI	S	Opponent	Score	RPI	S	Opponent	Score	RPI	S	Opponent	Score	RPI	S	Opponent	Score
1	H	UConn	76 78	28	H	North Carolina St.	61 70	59	A	Minnesota	75 61	101	A	Mercer	83 40
5	H	Texas	88 92	29	N	Michigan	76 62	60	A	Virginia Tech	82 54	108	A	Clemson	86 27
10	H	Duke	69 45	32	H	Syracuse	77 58	61	H	Florida	83 58	110	A	North Carolina	90 77
13	H	Louisville	72 65	39	H	James Madison	84 64	64	N	Gonzaga	87 69	162	A	Boston College	85 53
19	A	Miami (FL)	81 66	46	A	Georgia Tech	69 63	70	H	Wake Forest	102 60	183	A	UAB	93 47
19	H	Miami (FL)	80 71					90	H	Jacksonville	90 47	251	H	Jacksonville St.	73 62
												275	H	North Florida	95 39
												287	H	Western Caro.	90 41
												328	N	Winthrop	98 35
LAST 12 Division I GAMES:															
5	H	Texas	88 92	32	H	Syracuse	77 58								
70	H	Wake Forest	102 60	108	A	Clemson	86 27								
19	H	Miami (FL)	80 71	13	H	Louisville	72 65								
162	A	Boston College	85 53	10	H	Duke	69 45								
46	A	Georgia Tech	69 63	110	A	North Carolina	90 77								
60	A	Virginia Tech	82 54	28	H	North Carolina St.	61 70								

Non-Div I Games:

Florida St.

■ Loss,
■ Non-Conf, S Site,
■ Home
■ Away
N Neutral

Average RPI Win: 202	WON-LOST	WINNING	LAST 10	STRENGTH OF	OPP. STRENGTH	TEAM	ADJ.	CONF.	ADJ CONF.
Average RPI Loss: 108	RECORD	PCT. RANK	GAMES	SCHEDULE	OF SCHEDULE	RPI	RPI	RPI	RPI
DIV. I ONLY	18- 10	96	5- 5	189	98	127	127	12	12
DIV. I NON-CONF.	9- 5	112	0- 0	114	75	117	117	12	12
TOTALS	RPI 1-25	RPI 26-50	W-L RECORDS	RPI 51-100	RPI 101-150	RPI 150+			
18- 10	0- 1	1- 0	OVERALL	1- 5	3- 2	13- 2			
14- 3	0- 0	1- 0	HOME	1- 2	3- 1	9- 0			
3- 6	0- 1	0- 0	AWAY	0- 1	0- 0	3- 0			
1- 1	0- 0	0- 0	NEUTRAL	0- 1	0- 0	1- 0			
9- 5	0- 1	1- 0	NON-CONFERENCE	0- 3	2- 0	6- 1			
8- 2	0- 0	1- 0	HOME	0- 2	2- 0	5- 0			
0- 2	0- 1	0- 0	AWAY	0- 0	0- 0	0- 1			
1- 1	0- 0	0- 0	NEUTRAL	0- 1	0- 0	1- 0			
9- 5	0- 0	0- 0	CONFERENCE	1- 2	1- 2	7- 1			
6- 1	0- 0	0- 0	HOME	1- 0	1- 1	4- 0			
3- 4	0- 0	0- 0	AWAY	0- 2	0- 1	3- 1			
0- 0	0- 0	0- 0	NEUTRAL	0- 0	0- 0	0- 0			

RPI 1-25				RPI 26-50				RPI 51-100				RPI 101+ Team's RPI: 127			
RPI	S	Opponent	Score	RPI	S	Opponent	Score	RPI	S	Opponent	Score	RPI	S	Opponent	Score
2	A	Notre Dame	36 67	44	H	Little Rock	65 43	51	A	George Washington	46 63	105	A	Saint Louis	58 82
								74	H	St. John's (NY)	45 59	117	H	Duquesne	64 51
								78	H	Buffalo	54 58	131	H	Princeton	57 55
								92	N	Texas Tech	50 59	142	H	VCU	58 61
								100	A	Saint Joseph's	44 47	143	H	Albany (NY)	89 82
								100	H	Saint Joseph's	44 39	159	A	Iona	46 55
												162	H	Boston College	56 49
												182	A	George Mason	53 49
												219	N	Grambling	59 53
												224	H	Niagara	92 69
												227	A	St. Bonaventure	60 44
												227	H	St. Bonaventure	57 45
												230	H	Richmond	67 41
												235	H	UNC Asheville	55 42
												241	H	Furman	60 47
												273	A	Davidson	51 52
												273	H	Davidson	85 72
												282	H	Manhattan	63 60
												291	H	Massachusetts	74 43
												308	A	Rhode Island	74 69
LAST 12 Division I GAMES:															
273	A	Davidson	51 52	142	H	VCU	58 61	100	A	Saint Joseph's	44 47				
291	H	Massachusetts	74 43	227	A	St. Bonaventure	60 44	230	H	Richmond	67 41				
100	H	Saint Joseph's	44 39	182	A	George Mason	53 49	273	H	Davidson	85 72				
227	H	St. Bonaventure	57 45												
51	A	George Washington	46 63												
105	A	Saint Louis	58 82												

Non-Div I Games:

Fordham

■ Loss,
 ■ Non-Conf,
 S Site,
 ■ Home
 ■ Away
 N Neutral

Fort Wayne

Through Games Of Feb. 15, 2017

Average RPI Win:	271	WON-LOST	WINNING	LAST 10	STRENGTH OF	OPP. STRENGTH	TEAM	ADJ.	CONF.	ADJ CONF.
Average RPI Loss:	162	RECORD	PCT. RANK	GAMES	SCHEDULE	OF SCHEDULE	RPI	RPI	RPI	RPI
DIV. I ONLY	4- 20	324	2- 8	268	156	324	324	11	11	
DIV. I NON-CONF.	2- 9	293	0- 0	296	213	318	318	10	10	
TOTALS	RPI 1-25	RPI 26-50	W-L RECORDS	RPI 51-100	RPI 101-150	RPI 150+				
4- 20	0- 0	0- 1	OVERALL	0- 5	0- 3	4- 11				
2- 8	0- 0	0- 0	HOME	0- 4	0- 1	2- 3				
1- 11	0- 0	0- 1	AWAY	0- 1	0- 2	1- 7				
1- 1	0- 0	0- 0	NEUTRAL	0- 0	0- 0	1- 1				
2- 9	0- 0	0- 0	NON-CONFERENCE	0- 1	0- 1	2- 7				
0- 3	0- 0	0- 0	HOME	0- 1	0- 0	0- 2				
1- 5	0- 0	0- 0	AWAY	0- 0	0- 1	1- 4				
1- 1	0- 0	0- 0	NEUTRAL	0- 0	0- 0	1- 1				
2- 11	0- 0	0- 1	CONFERENCE	0- 4	0- 2	2- 4				
2- 5	0- 0	0- 0	HOME	0- 3	0- 1	2- 1				
0- 6	0- 0	0- 1	AWAY	0- 1	0- 1	0- 3				
0- 0	0- 0	0- 0	NEUTRAL	0- 0	0- 0	0- 0				

RPI 1-25			RPI 26-50			RPI 51-100			RPI 101+			Team's RPI: 324			
RPI	S	Opponent	Score	RPI	S	Opponent	Score	RPI	S	Opponent	Score	RPI	S	Opponent	Score
				36	A	South Dakota St.	51 73	62	H	IUPUI	48 62	106	A	Kent St.	55 66
								63	A	South Dakota	59 87	146	A	Oral Roberts	56 82
								63	H	South Dakota	55 82	146	H	Oral Roberts	59 75
								75	H	Belmont	59 85	151	A	Wright St.	51 62
								83	H	Western Ill.	53 75	160	A	Omaha	49 63
												160	H	Omaha	65 62
												163	H	Oakland	61 82
												171	A	Western Mich.	35 61
												185	A	Illinois	33 56
												215	N	Miami (OH)	47 69
												238	A	Butler	64 70
												278	H	Coastal Caro.	57 72
												295	A	North Dakota St.	56 68
												295	H	North Dakota St.	72 68
												302	N	Eastern Ky.	68 59
												306	A	Denver	50 78
												306	H	Denver	72 78
												325	A	Ill.-Chicago	61 55
LAST 12 Division I GAMES:															
				160	A	Omaha	49 63					146	H	Oral Roberts	59 75
				295	H	North Dakota St.	72 68					63	A	South Dakota	59 87
				63	H	South Dakota	55 82					306	H	Denver	72 78
				306	A	Denver	50 78					295	A	North Dakota St.	56 68
				62	H	IUPUI	48 62					36	A	South Dakota St.	51 73
				160	H	Omaha	65 62					146	A	Oral Roberts	56 82

Non-Div I Games: Defiance 76 58 Trine 71 80

Fort Wayne

Loss, Non-Conf, S Site, H Home A Away N Neutral

Average RPI Win: 230	WON-LOST	WINNING	LAST 10	STRENGTH OF	OPP. STRENGTH	TEAM	ADJ.	CONF.	ADJ CONF.
Average RPI Loss: 118	RECORD	PCT. RANK	GAMES	SCHEDULE	OF SCHEDULE	RPI	RPI	RPI	RPI
DIV. I ONLY	12- 11	160	5- 5	168	164	167	167	13	13
DIV. I NON-CONF.	5- 4	143	0- 0	124	178	136	136	15	15
TOTALS	RPI 1-25	RPI 26-50	W-L RECORDS	RPI 51-100	RPI 101-150	RPI 150+			
12- 11	0- 1	0- 0	OVERALL	1- 4	1- 2	10- 4			
5- 6	0- 0	0- 0	HOME	0- 2	1- 1	4- 3			
5- 5	0- 1	0- 0	AWAY	0- 2	0- 1	5- 1			
2- 0	0- 0	0- 0	NEUTRAL	1- 0	0- 0	1- 0			
5- 4	0- 1	0- 0	NON-CONFERENCE	1- 1	0- 0	4- 2			
1- 3	0- 0	0- 0	HOME	0- 1	0- 0	1- 2			
2- 1	0- 1	0- 0	AWAY	0- 0	0- 0	2- 0			
2- 0	0- 0	0- 0	NEUTRAL	1- 0	0- 0	1- 0			
7- 7	0- 0	0- 0	CONFERENCE	0- 3	1- 2	6- 2			
4- 3	0- 0	0- 0	HOME	0- 1	1- 1	3- 1			
3- 4	0- 0	0- 0	AWAY	0- 2	0- 1	3- 1			
0- 0	0- 0	0- 0	NEUTRAL	0- 0	0- 0	0- 0			

RPI 1-25			RPI 26-50			RPI 51-100			RPI 101+ Team's RPI: 167		
RPI	S	Opponent	Score	RPI	S	Opponent	Score	RPI	S	Opponent	Score
7	A	Washington	54 85					52	A	Colorado St.	56 73
								52	H	Colorado St.	64 66
								55	H	Utah	55 65
								75	N	Belmont	62 53
								87	A	Boise St.	66 67
								102	A	Wyoming	48 70
								102	H	Wyoming	52 47
								148	H	New Mexico	54 80
								156	H	San Francisco	61 48
								166	H	CSUN	57 61
								190	H	Utah St.	47 52
								192	A	San Jose St.	68 77
								192	H	San Jose St.	88 74
								217	A	Weber St.	60 57
								218	A	Pacific	74 67
								242	H	UC Santa Barbara	49 50
								267	A	San Diego St.	59 51
								286	A	Nevada	71 70
								286	H	Nevada	68 54
								314	A	Air Force	72 56
								314	H	Air Force	63 40
								327	N	UC Irvine	63 45
LAST 12 Division I GAMES:											
192	A	San Jose St.	68 77	286	H	Nevada	68 54				
52	H	Colorado St.	64 66	52	A	Colorado St.	56 73				
102	H	Wyoming	52 47	87	A	Boise St.	66 67				
267	A	San Diego St.	59 51	314	H	Air Force	63 40				
314	A	Air Force	72 56	192	H	San Jose St.	88 74				
190	H	Utah St.	47 52	102	A	Wyoming	48 70				

Non-Div I Games: Biola 71 50 Cal St. Dom. Hills 73 60

Fresno St.

■ Loss,
 ■ Non-Conf,
 ■ S Site,
 ■ Home
 ■ A Away
 N Neutral

Average RPI Win: 251	WON-LOST	WINNING	LAST 10	STRENGTH OF	OPP. STRENGTH	TEAM	ADJ.	CONF.	ADJ CONF.
Average RPI Loss: 163	RECORD	PCT. RANK	GAMES	SCHEDULE	OF SCHEDULE	RPI	RPI	RPI	RPI
DIV. I ONLY	10- 13	212	2- 4	252	228	241	241	17	17
DIV. I NON-CONF.	4- 9	248	0- 1	273	236	307	307	20	20
TOTALS	RPI 1-25	RPI 26-50	W-L RECORDS	RPI 51-100	RPI 101-150	RPI 150+			
10- 13	0- 0	0- 1	OVERALL	1- 2	0- 4	9- 6			
8- 3	0- 0	0- 0	HOME	1- 0	0- 1	7- 2			
2- 9	0- 0	0- 1	AWAY	0- 0	0- 0	2- 0			
0- 1	0- 0	0- 0	NEUTRAL	0- 0	0- 1	0- 0			
4- 9	0- 0	0- 1	NON-CONFERENCE	0- 2	0- 3	4- 3			
4- 2	0- 0	0- 0	HOME	0- 0	0- 1	4- 1			
0- 6	0- 0	0- 1	AWAY	0- 2	0- 1	0- 2			
0- 1	0- 0	0- 0	NEUTRAL	0- 0	0- 1	0- 0			
6- 4	0- 0	0- 0	CONFERENCE	1- 0	0- 1	5- 3			
4- 1	0- 0	0- 0	HOME	1- 0	0- 0	3- 1			
2- 3	0- 0	0- 0	AWAY	0- 0	0- 1	2- 2			
0- 0	0- 0	0- 0	NEUTRAL	0- 0	0- 0	0- 0			

RPI S	Opponent	Score	RPI S	Opponent	Score	RPI S	Opponent	Score	RPI S	Opponent	Score	Team's RPI: 241
47	A Central Mich.	71 81	70	A Wake Forest	52 59	101	A Mercer	52 76	124	N Eastern Wash.	56 68	
			80	H Chattanooga	65 48	127	A Fordham	47 60	142	H VCU	61 75	
			95	A Georgia	62 67	187	H ETSU	64 74	208	A UNCW	52 56	
						223	A UNCG	52 65	223	H UNCG	65 55	
						230	H Richmond	48 54	235	H UNC Asheville	63 51	
						239	A Wofford	69 49	239	H Wofford	65 60	
						240	A Samford	54 50	273	A Davidson	61 71	
						287	A Western Caro.	72 75	287	H Western Caro.	73 44	
						307	H Gardner-Webb	84 62	321	H USC Upstate	57 37	
						342	H N.C. Central	60 40				
LAST 12 Division I GAMES:												
47	A Central Mich.	71 81	240	A Samford	54 50							
239	H Wofford	65 60	101	A Mercer	52 76							
223	A UNCG	52 65	239	A Wofford	69 49							
287	A Western Caro.	72 75	287	H Western Caro.	73 44							
80	H Chattanooga	65 48	223	H UNCG	65 55							
187	H ETSU	64 74	342	H N.C. Central	60 40							

Non-Div I Games: Bob Jones 95 45 Mars Hill 81 46 Newberry 67 41

Furman

Loss, Non-Conf, S Site, H Home A Away N Neutral

Ga. Southern

Through Games Of Feb. 15, 2017

Average RPI Win:	269	WON-LOST	WINNING	LAST 10	STRENGTH OF	OPP. STRENGTH	TEAM	ADJ.	CONF.	ADJ CONF.
Average RPI Loss:	160	RECORD	PCT. RANK	GAMES	SCHEDULE	OF SCHEDULE	RPI	RPI	RPI	RPI
DIV. I ONLY	10- 13	212	7- 3	250	279	237	237	21	21	
DIV. I NON-CONF.	3- 7	250	0- 0	170	311	253	253	19	19	
TOTALS	RPI 1-25	RPI 26-50	W-L RECORDS	RPI 51-100	RPI 101-150	RPI 150+				
10- 13	0- 0	0- 0	OVERALL	0- 1	0- 6	10- 6				
6- 5	0- 0	0- 0	HOME	0- 0	0- 3	6- 2				
4- 8	0- 0	0- 0	AWAY	0- 1	0- 3	4- 4				
0- 0	0- 0	0- 0	NEUTRAL	0- 0	0- 0	0- 0				
3- 7	0- 0	0- 0	NON-CONFERENCE	0- 1	0- 4	3- 2				
2- 2	0- 0	0- 0	HOME	0- 0	0- 2	2- 0				
1- 5	0- 0	0- 0	AWAY	0- 1	0- 2	1- 2				
0- 0	0- 0	0- 0	NEUTRAL	0- 0	0- 0	0- 0				
7- 6	0- 0	0- 0	CONFERENCE	0- 0	0- 2	7- 4				
4- 3	0- 0	0- 0	HOME	0- 0	0- 1	4- 2				
3- 3	0- 0	0- 0	AWAY	0- 0	0- 1	3- 2				
0- 0	0- 0	0- 0	NEUTRAL	0- 0	0- 0	0- 0				

RPI 1-25				RPI 26-50				RPI 51-100				RPI 101+				Team's RPI: 237	
RPI	S	Opponent	Score	RPI	S	Opponent	Score	RPI	S	Opponent	Score	RPI	S	Opponent	Score		
								62	A	IUPUI	57 83	101	H	Mercer	56 77		
												108	A	Troy	67 77		
												108	A	Clemson	47 58		
												108	H	Troy	86 89		
												113	H	UCF	54 74		
												138	A	Alabama	48 66		
												161	A	Louisiana	52 79		
												161	H	Louisiana	63 60		
												196	A	Appalachian St.	48 73		
												196	H	Appalachian St.	53 50		
												233	A	South Ala.	53 45		
												233	H	South Ala.	46 55		
												236	A	Charleston So.	54 55		
												251	A	Jacksonville St.	55 67		
												259	H	Georgia St.	54 58		
												261	A	Savannah St.	50 45		
												277	H	N.C. A&T	65 50		
												278	A	Coastal Caro.	65 62		
												278	H	Coastal Caro.	78 70		
												332	A	La.-Monroe	65 44		
												332	H	La.-Monroe	76 65		
												346	H	South Carolina St.	74 58		
LAST 12 Division I GAMES:																	
				278	A	Coastal Caro.	65 62					196	H	Appalachian St.	53 50		
				196	A	Appalachian St.	48 73					278	H	Coastal Caro.	78 70		
				332	H	La.-Monroe	76 65					161	A	Louisiana	52 79		
				161	H	Louisiana	63 60					332	A	La.-Monroe	65 44		
				233	A	South Ala.	53 45					108	H	Troy	86 89		
				108	A	Troy	67 77					233	H	South Ala.	46 55		

Non-Div I Games: Thomas (GA) 106 43

Ga. Southern

■ Loss,
 ■ Non-Conf, S Site,
 ■ Home
 ■ Away
 N Neutral

Average RPI Win:	299	WON-LOST	WINNING	LAST 10	STRENGTH OF	OPP. STRENGTH	TEAM	ADJ.	CONF.	ADJ CONF.
Average RPI Loss:	203	RECORD	PCT. RANK	GAMES	SCHEDULE	OF SCHEDULE	RPI	RPI	RPI	RPI
DIV. I ONLY	7- 14	259	4- 6	327	300	307	307	28	28	
DIV. I NON-CONF.	2- 6	275	0- 0	291	261	271	271	28	28	
TOTALS	RPI 1-25	RPI 26-50	W-L RECORDS	RPI 51-100	RPI 101-150	RPI 150+				
7- 14	0- 0	0- 0	OVERALL	0- 1	0- 2	7- 11				
3- 3	0- 0	0- 0	HOME	0- 0	0- 0	3- 3				
4- 9	0- 0	0- 0	AWAY	0- 1	0- 1	4- 3				
0- 2	0- 0	0- 0	NEUTRAL	0- 0	0- 0	0- 2				
2- 6	0- 0	0- 0	NON-CONFERENCE	0- 1	0- 1	2- 4				
0- 0	0- 0	0- 0	HOME	0- 0	0- 0	0- 0				
2- 4	0- 0	0- 0	AWAY	0- 1	0- 1	2- 2				
0- 2	0- 0	0- 0	NEUTRAL	0- 0	0- 0	0- 2				
5- 8	0- 0	0- 0	CONFERENCE	0- 0	0- 1	5- 7				
3- 3	0- 0	0- 0	HOME	0- 0	0- 0	3- 3				
2- 5	0- 0	0- 0	AWAY	0- 0	0- 1	2- 4				
0- 0	0- 0	0- 0	NEUTRAL	0- 0	0- 0	0- 0				

RPI 1-25			RPI 26-50			RPI 51-100			RPI 101+			Team's RPI: 307
RPI	S	Opponent	Score	RPI	S	Opponent	Score	RPI	S	Opponent	Score	
						60 A Virginia Tech	42 76	113 A UCF			52 66	
								135 A Radford			57 67	
								183 N UAB			49 59	
								196 N Appalachian St.			67 72	
								210 H Campbell			61 73	
								222 A Presbyterian			47 58	
								222 H Presbyterian			55 56	
								235 H UNC Asheville			55 52	
								236 A Charleston So.			57 64	
								239 A Wofford			66 75	
								241 A Furman			62 84	
								249 A Liberty			63 66	
								249 H Liberty			84 82	
								265 A High Point			69 71	
								265 H High Point			65 84	
								287 A Western Caro.			68 60	
								321 A USC Upstate			57 53	
								328 A Winthrop			89 54	
								336 A Longwood			77 43	
								336 H Longwood			89 55	
LAST 12 Division I GAMES:												
222 A		Presbyterian	47 58	236 A		Charleston So.	57 64					
265 H		High Point	65 84	265 A		High Point	69 71					
336 H		Longwood	89 55	235 H		UNC Asheville	55 52					
249 A		Liberty	63 66	249 H		Liberty	84 82					
328 A		Winthrop	89 54	336 A		Longwood	77 43					
210 H		Campbell	61 73	222 H		Presbyterian	55 56					

Non-Div I Games: Montreat 92 45 Southern Wesleyan 86 62 Converse 68 38

Gardner-Webb

George Mason

Through Games Of Feb. 15, 2017

Average RPI Win:	235	WON-LOST	WINNING	LAST 10	STRENGTH OF	OPP. STRENGTH	TEAM	ADJ.	CONF.	ADJ CONF.
Average RPI Loss:	125	RECORD	PCT. RANK	GAMES	SCHEDULE	OF SCHEDULE	RPI	RPI	RPI	RPI
DIV. I ONLY	13- 14	182	4- 6	160	200	182	182	12	12	
DIV. I NON-CONF.	7- 6	157	0- 0	112	282	122	122	12	12	
TOTALS	RPI 1-25	RPI 26-50	W-L RECORDS	RPI 51-100	RPI 101-150	RPI 150+				
13- 14	0- 0	0- 1	OVERALL	0- 4	4- 5	9- 4				
7- 6	0- 0	0- 0	HOME	0- 3	3- 2	4- 1				
6- 7	0- 0	0- 1	AWAY	0- 0	1- 3	5- 3				
0- 1	0- 0	0- 0	NEUTRAL	0- 1	0- 0	0- 0				
7- 6	0- 0	0- 1	NON-CONFERENCE	0- 2	3- 2	4- 1				
3- 2	0- 0	0- 0	HOME	0- 1	2- 1	1- 0				
4- 3	0- 0	0- 1	AWAY	0- 0	1- 1	3- 1				
0- 1	0- 0	0- 0	NEUTRAL	0- 1	0- 0	0- 0				
6- 8	0- 0	0- 0	CONFERENCE	0- 2	1- 3	5- 3				
4- 4	0- 0	0- 0	HOME	0- 2	1- 1	3- 1				
2- 4	0- 0	0- 0	AWAY	0- 0	0- 2	2- 2				
0- 0	0- 0	0- 0	NEUTRAL	0- 0	0- 0	0- 0				

RPI 1-25				RPI 26-50				RPI 51-100				RPI 101+				Team's RPI: 182	
RPI	S	Opponent	Score	RPI	S	Opponent	Score	RPI	S	Opponent	Score	RPI	S	Opponent	Score		
				49	A	Georgetown	56 69	51	H	George Washington	71 79	105	A	Saint Louis	50 89		
								54	H	Dayton	48 60	115	A	Delaware	51 67		
								66	N	Drexel	71 82	116	H	Arizona	70 81		
								94	H	SFA	76 77	117	A	Duquesne	57 76		
												126	H	Navy	68 64		
												127	H	Fordham	49 53		
												135	H	Radford	70 56		
												137	A	Detroit	55 54		
												142	H	VCU	70 59		
												164	A	La Salle	57 59		
												186	A	Towson	75 79		
												227	H	St. Bonaventure	52 49		
												230	A	Richmond	54 50		
												230	H	Richmond	58 70		
												254	H	Norfolk St.	60 33		
												273	A	Davidson	54 58		
												273	H	Davidson	59 55		
												280	A	FIU	67 51		
												291	A	Massachusetts	66 55		
												308	H	Rhode Island	60 51		
												310	A	Illinois St.	72 46		
												337	A	LIU Brooklyn	64 48		
LAST 12 Division I GAMES:																	
308	H	Rhode Island	60 51	230	A	Richmond	54 50										
230	H	Richmond	58 70	273	A	Davidson	54 58										
273	H	Davidson	59 55	142	H	VCU	70 59										
117	A	Duquesne	57 76	51	H	George Washington	71 79										
164	A	La Salle	57 59	127	H	Fordham	49 53										
54	H	Dayton	48 60	105	A	Saint Louis	50 89										

Non-Div I Games:

George Mason

■ Loss,
 ■ Non-Conf,
 ■ S Site,
 ■ H Home
 ■ A Away
 N Neutral

Average RPI Win:	171	WON-LOST	WINNING	LAST 10	STRENGTH OF	OPP. STRENGTH	TEAM	ADJ.	CONF.	ADJ CONF.
Average RPI Loss:	75	RECORD	PCT. RANK	GAMES	SCHEDULE	OF SCHEDULE	RPI	RPI	RPI	RPI
DIV. I ONLY	18- 8	72	8- 2	91	83	51	51	12	12	
DIV. I NON-CONF.	7- 5	137	0- 0	54	26	74	74	12	12	
TOTALS	RPI 1-25	RPI 26-50	W-L RECORDS	RPI 51-100	RPI 101-150	RPI 150+				
18- 8	0- 1	0- 3	OVERALL	5- 1	4- 2	9- 1				
10- 2	0- 1	0- 0	HOME	2- 0	3- 1	5- 0				
6- 5	0- 0	0- 2	AWAY	1- 1	1- 1	4- 1				
2- 1	0- 0	0- 1	NEUTRAL	2- 0	0- 0	0- 0				
7- 5	0- 1	0- 3	NON-CONFERENCE	3- 0	1- 0	3- 1				
4- 1	0- 1	0- 0	HOME	0- 0	1- 0	3- 0				
1- 3	0- 0	0- 2	AWAY	1- 0	0- 0	0- 1				
2- 1	0- 0	0- 1	NEUTRAL	2- 0	0- 0	0- 0				
11- 3	0- 0	0- 0	CONFERENCE	2- 1	3- 2	6- 0				
6- 1	0- 0	0- 0	HOME	2- 0	2- 1	2- 0				
5- 2	0- 0	0- 0	AWAY	0- 1	1- 1	4- 0				
0- 0	0- 0	0- 0	NEUTRAL	0- 0	0- 0	0- 0				

RPI S	Opponent	Score	RPI S	Opponent	Score	RPI S	Opponent	Score	RPI S	Opponent	Score
11	H Stanford	52 71	32	N Syracuse	71 74	53	A Villanova	72 69	105	A Saint Louis	59 67
			36	A South Dakota St.	55 60	54	A Dayton	48 50	117	A Duquesne	75 40
			49	A Georgetown	57 72	54	H Dayton	52 39	117	H Duquesne	63 73
						81	N Western Ky.	68 49	127	H Fordham	63 46
						96	N FGCU	76 47	131	H Princeton	56 45
						100	H Saint Joseph's	53 44	142	H VCU	81 67
									164	A La Salle	79 65
									182	A George Mason	79 71
									185	H Illinois	72 56
									193	A American	61 66
									227	H St. Bonaventure	63 57
									246	H Loyola Maryland	74 64
									273	H Davidson	76 62
									291	A Massachusetts	60 54
									299	H Coppin St.	77 46
									308	A Rhode Island	72 44
LAST 12 Division I GAMES:											
227	H St. Bonaventure	63 57	105	A Saint Louis	59 67						
54	H Dayton	52 39	291	A Massachusetts	60 54						
308	A Rhode Island	72 44	273	H Davidson	76 62						
164	A La Salle	79 65	182	A George Mason	79 71						
127	H Fordham	63 46	54	A Dayton	48 50						
117	H Duquesne	63 73	100	H Saint Joseph's	53 44						

Non-Div I Games:

George Washington

Average RPI Win:	159	WON-LOST	WINNING	LAST 10	STRENGTH OF	OPP. STRENGTH	TEAM	ADJ.	CONF.	ADJ CONF.
Average RPI Loss:	47	RECORD	PCT. RANK	GAMES	SCHEDULE	OF SCHEDULE	RPI	RPI	RPI	RPI
DIV. I ONLY	15- 9	106	7- 3	59	65	49	49	7	7	
DIV. I NON-CONF.	8- 2	49	0- 0	49	78	10	10	7	7	
TOTALS	RPI 1-25	RPI 26-50	W-L RECORDS	RPI 51-100	RPI 101-150	RPI 150+				
15- 9	0- 3	0- 1	OVERALL	3- 5	2- 0	10- 0				
6- 4	0- 2	0- 1	HOME	2- 1	1- 0	3- 0				
7- 5	0- 1	0- 0	AWAY	0- 4	1- 0	6- 0				
2- 0	0- 0	0- 0	NEUTRAL	1- 0	0- 0	1- 0				
8- 2	0- 0	0- 0	NON-CONFERENCE	2- 2	2- 0	4- 0				
3- 0	0- 0	0- 0	HOME	1- 0	1- 0	1- 0				
3- 2	0- 0	0- 0	AWAY	0- 2	1- 0	2- 0				
2- 0	0- 0	0- 0	NEUTRAL	1- 0	0- 0	1- 0				
7- 7	0- 3	0- 1	CONFERENCE	1- 3	0- 0	6- 0				
3- 4	0- 2	0- 1	HOME	1- 1	0- 0	2- 0				
4- 3	0- 1	0- 0	AWAY	0- 2	0- 0	4- 0				
0- 0	0- 0	0- 0	NEUTRAL	0- 0	0- 0	0- 0				

RPI S	Opponent	Score	RPI S	Opponent	Score	RPI S	Opponent	Score	RPI S	Opponent	Score
18	H DePaul	53 76	43	H Marquette	77 84	51	H George Washington	72 57	115	A Delaware	54 46
21	A Creighton	68 70				53	A Villanova	50 71	138	H Alabama	70 59
21	H Creighton	59 67				53	H Villanova	54 49	151	N Wright St.	67 60
						59	A Minnesota	60 68	168	A Providence	71 39
						60	A Virginia Tech	63 73	168	H Providence	72 70
						73	N Penn St.	68 54	181	A Xavier	69 64
						74	A St. John's (NY)	54 65	182	H George Mason	69 56
						74	H St. John's (NY)	66 71	186	A Towson	75 59
									198	A Seton Hall	77 60
									198	H Seton Hall	77 58
									238	A Butler	58 52
									280	A FIU	66 53
LAST 12 Division I GAMES:											
74	A St. John's (NY)	54 65	181	A Xavier	69 64						
198	A Seton Hall	77 60	198	H Seton Hall	77 58						
21	H Creighton	59 67	74	H St. John's (NY)	66 71						
168	H Providence	72 70	168	A Providence	71 39						
53	H Villanova	54 49	21	A Creighton	68 70						
238	A Butler	58 52	53	A Villanova	50 71						

Non-Div I Games:

Georgetown

■ Loss,
■ Non-Conf,
■ S Site,
■ H Home
■ A Away
N Neutral

Average RPI Win:	142	WON-LOST	WINNING	LAST 10	STRENGTH OF	OPP. STRENGTH	TEAM	ADJ.	CONF.	ADJ CONF.
Average RPI Loss:	58	RECORD	PCT. RANK	GAMES	SCHEDULE	OF SCHEDULE	RPI	RPI	RPI	RPI
DIV. I ONLY	13- 12	163	4- 6	52	21	95	95	2	2	
DIV. I NON-CONF.	8- 5	125	0- 0	159	115	140	140	2	2	
TOTALS	RPI 1-25	RPI 26-50	W-L RECORDS	RPI 51-100	RPI 101-150	RPI 150+				
13- 12	2- 4	1- 3	OVERALL	3- 3	3- 1	4- 1				
9- 5	2- 2	0- 0	HOME	2- 2	1- 0	4- 1				
3- 6	0- 2	1- 2	AWAY	0- 1	2- 1	0- 0				
1- 1	0- 0	0- 1	NEUTRAL	1- 0	0- 0	0- 0				
8- 5	0- 0	0- 2	NON-CONFERENCE	2- 2	2- 0	4- 1				
6- 2	0- 0	0- 0	HOME	1- 1	1- 0	4- 1				
1- 2	0- 0	0- 1	AWAY	0- 1	1- 0	0- 0				
1- 1	0- 0	0- 1	NEUTRAL	1- 0	0- 0	0- 0				
5- 7	2- 4	1- 1	CONFERENCE	1- 1	1- 1	0- 0				
3- 3	2- 2	0- 0	HOME	1- 1	0- 0	0- 0				
2- 4	0- 2	1- 1	AWAY	0- 0	1- 1	0- 0				
0- 0	0- 0	0- 0	NEUTRAL	0- 0	0- 0	0- 0				

RPI 1-25				RPI 26-50				RPI 51-100				Team's RPI: 95	RPI 101+			
RPI	S	Opponent	Score	RPI	S	Opponent	Score	RPI	S	Opponent	Score		RPI	S	Opponent	Score
3	A	South Carolina	63 66	26	A	Missouri	45 63	59	N	Minnesota	70 58		101	H	Mercer	72 64
3	H	South Carolina	44 62	33	N	South Fla.	65 81	61	H	Florida	68 76		112	A	Ole Miss	62 69
14	H	Tennessee	81 78	37	A	Auburn	57 51	69	H	Virginia	43 66		134	A	Arkansas	69 66
15	A	Kentucky	61 82	46	A	Georgia Tech	45 52	75	A	Oklahoma St.	51 71		141	A	Cincinnati	51 48
15	H	Kentucky	56 66					93	H	BYU	81 51		240	H	Samford	59 65
16	H	Texas A&M	69 59					97	H	Vanderbilt	70 68		241	H	Furman	67 62
													274	H	Kennesaw St.	82 40
													287	H	Western Caro.	78 43
													346	H	South Carolina St.	64 50
LAST 12 Division I GAMES:																
				37	A	Auburn	57 51	61	H	Florida	68 76					
				15	H	Kentucky	56 66	15	A	Kentucky	61 82					
				14	H	Tennessee	81 78	3	A	South Carolina	63 66					
				134	A	Arkansas	69 66	97	H	Vanderbilt	70 68					
				112	A	Ole Miss	62 69	16	H	Texas A&M	69 59					
				3	H	South Carolina	44 62	26	A	Missouri	45 63					

Non-Div I Games:

Georgia

■ Loss,
 ■ Non-Conf, S Site,
 ■ Home
 ■ Away
 N Neutral

Average RPI Win:	227	WON-LOST	WINNING	LAST 10	STRENGTH OF	OPP. STRENGTH	TEAM	ADJ.	CONF.	ADJ CONF.
Average RPI Loss:	177	RECORD	PCT. RANK	GAMES	SCHEDULE	OF SCHEDULE	RPI	RPI	RPI	RPI
DIV. I ONLY	9- 14	233	5- 5	287	208	259	259	21	21	
DIV. I NON-CONF.	3- 7	250	0- 0	199	159	259	259	19	19	
TOTALS	RPI 1-25	RPI 26-50	W-L RECORDS	RPI 51-100	RPI 101-150	RPI 150+				
9- 14	0- 0	0- 2	OVERALL	0- 1	1- 2	8- 9				
2- 8	0- 0	0- 1	HOME	0- 0	0- 1	2- 6				
6- 4	0- 0	0- 1	AWAY	0- 0	1- 1	5- 2				
1- 2	0- 0	0- 0	NEUTRAL	0- 1	0- 0	1- 1				
3- 7	0- 0	0- 2	NON-CONFERENCE	0- 1	0- 1	3- 3				
1- 3	0- 0	0- 1	HOME	0- 0	0- 0	1- 2				
1- 2	0- 0	0- 1	AWAY	0- 0	0- 1	1- 0				
1- 2	0- 0	0- 0	NEUTRAL	0- 1	0- 0	1- 1				
6- 7	0- 0	0- 0	CONFERENCE	0- 0	1- 1	5- 6				
1- 5	0- 0	0- 0	HOME	0- 0	0- 1	1- 4				
5- 2	0- 0	0- 0	AWAY	0- 0	1- 0	4- 2				
0- 0	0- 0	0- 0	NEUTRAL	0- 0	0- 0	0- 0				

RPI 1-25				RPI 26-50				RPI 51-100				RPI 101+				Team's RPI: 259	
RPI	S	Opponent	Score	RPI	S	Opponent	Score	RPI	S	Opponent	Score	RPI	S	Opponent	Score		
				31	H	Elon	67 84	73	N	Penn St.	42 69	108	A	Troy	68 65		
				46	A	Georgia Tech	42 73					108	H	Troy	69 87		
												138	A	Alabama	57 80		
												161	A	Louisiana	65 72		
												161	H	Louisiana	64 70		
												191	A	Morehead St.	68 50		
												193	N	American	59 58		
												196	A	Appalachian St.	59 55		
												196	H	Appalachian St.	63 67		
												208	H	UNCW	66 72		
												228	H	Akron	66 78		
												233	A	South Ala.	55 45		
												233	H	South Ala.	47 77		
												237	A	Ga. Southern	58 54		
												274	H	Kennesaw St.	62 59		
												278	A	Coastal Caro.	69 48		
												278	H	Coastal Caro.	67 73		
												285	N	Eastern Mich.	59 69		
												332	A	La.-Monroe	63 72		
												332	H	La.-Monroe	87 35		
LAST 12 Division I GAMES:																	
				196	A	Appalachian St.	59 55	278	H	Coastal Caro.	67 73						
				278	A	Coastal Caro.	69 48	196	H	Appalachian St.	63 67						
				161	H	Louisiana	64 70	332	A	La.-Monroe	63 72						
				332	H	La.-Monroe	87 35	161	A	Louisiana	65 72						
				108	A	Troy	68 65	233	H	South Ala.	47 77						
				233	A	South Ala.	55 45	108	H	Troy	69 87						

Non-Div I Games: Allen

96 58

Georgia St.

Georgia Tech

Through Games Of Feb. 15, 2017

Average RPI Win:	137	WON-LOST	WINNING	LAST 10	STRENGTH OF	OPP. STRENGTH	TEAM	ADJ.	CONF.	ADJ CONF.
Average RPI Loss:	43	RECORD	PCT. RANK	GAMES	SCHEDULE	OF SCHEDULE	RPI	RPI	RPI	RPI
DIV. I ONLY	14- 11	136	3- 7	12	40	46	46	3	3	
DIV. I NON-CONF.	11- 2	23	0- 0	68	126	30	30	4	4	
TOTALS	RPI 1-25	RPI 26-50	W-L RECORDS	RPI 51-100	RPI 101-150	RPI 150+				
14- 11	0- 5	2- 2	OVERALL	4- 2	2- 2	6- 0				
9- 5	0- 3	1- 2	HOME	2- 0	2- 0	4- 0				
3- 6	0- 2	0- 0	AWAY	1- 2	0- 2	2- 0				
2- 0	0- 0	1- 0	NEUTRAL	1- 0	0- 0	0- 0				
11- 2	0- 0	1- 1	NON-CONFERENCE	3- 0	2- 1	5- 0				
7- 1	0- 0	0- 1	HOME	1- 0	2- 0	4- 0				
2- 1	0- 0	0- 0	AWAY	1- 0	0- 1	1- 0				
2- 0	0- 0	1- 0	NEUTRAL	1- 0	0- 0	0- 0				
3- 9	0- 5	1- 1	CONFERENCE	1- 2	0- 1	1- 0				
2- 4	0- 3	1- 1	HOME	1- 0	0- 0	0- 0				
1- 5	0- 2	0- 0	AWAY	0- 2	0- 1	1- 0				
0- 0	0- 0	0- 0	NEUTRAL	0- 0	0- 0	0- 0				

RPI 1-25				RPI 26-50				RPI 51-100				RPI 101+			
RPI	S	Opponent	Score	RPI	S	Opponent	Score	RPI	S	Opponent	Score	RPI	S	Opponent	Score
2	A	Notre Dame	69 90	26	N	Missouri	72 70	54	N	Dayton	81 68	101	H	Mercer	70 50
2	H	Notre Dame	38 55	28	H	North Carolina St.	67 75	60	H	Virginia Tech	87 81	108	A	Clemson	61 62
6	H	Florida St.	63 69	29	H	Michigan	52 92	65	A	Middle Tenn.	61 60	131	H	Princeton	67 51
10	H	Duke	68 75	32	H	Syracuse	75 66	69	A	Virginia	64 65	138	A	Alabama	65 67
13	A	Louisville	51 91					70	A	Wake Forest	65 70	162	A	Boston College	71 67
								95	H	Georgia	52 45	196	H	Appalachian St.	81 52
												220	H	Alabama St.	70 48
												240	H	Samford	62 57
												259	H	Georgia St.	73 42
												274	A	Kennesaw St.	86 49
LAST 12 Division I GAMES:															
2	A	Notre Dame	69 90	70	A	Wake Forest	65 70								
28	H	North Carolina St.	67 75	13	A	Louisville	51 91								
60	H	Virginia Tech	87 81	32	H	Syracuse	75 66								
69	A	Virginia	64 65	162	A	Boston College	71 67								
108	A	Clemson	61 62	10	H	Duke	68 75								
6	H	Florida St.	63 69	2	H	Notre Dame	38 55								

Non-Div I Games:

Georgia Tech

■ Loss,
 ■ Non-Conf, S Site,
 ■ Home
 ■ Away
 N Neutral

Gonzaga

Through Games Of Feb. 15, 2017

Average RPI Win: 190	WON-LOST	WINNING	LAST 10	STRENGTH OF	OPP. STRENGTH	TEAM	ADJ.	CONF.	ADJ CONF.
Average RPI Loss: 136	RECORD	PCT. RANK	GAMES	SCHEDULE	OF SCHEDULE	RPI	RPI	RPI	RPI
DIV. I ONLY	21- 4	13	10- 0	227	97	64	64	14	14
DIV. I NON-CONF.	9- 2	37	0- 0	171	35	61	61	13	13
TOTALS	RPI 1-25	RPI 26-50	W-L RECORDS	RPI 51-100	RPI 101-150	RPI 150+			
21- 4	1- 1	0- 1	OVERALL	3- 0	3- 0	14- 2			
13- 1	0- 0	0- 0	HOME	3- 0	1- 0	9- 1			
7- 1	1- 0	0- 0	AWAY	0- 0	2- 0	4- 1			
1- 2	0- 1	0- 1	NEUTRAL	0- 0	0- 0	1- 0			
9- 2	1- 1	0- 1	NON-CONFERENCE	2- 0	1- 0	5- 0			
6- 0	0- 0	0- 0	HOME	2- 0	0- 0	4- 0			
2- 0	1- 0	0- 0	AWAY	0- 0	1- 0	0- 0			
1- 2	0- 1	0- 1	NEUTRAL	0- 0	0- 0	1- 0			
12- 2	0- 0	0- 0	CONFERENCE	1- 0	2- 0	9- 2			
7- 1	0- 0	0- 0	HOME	1- 0	1- 0	5- 1			
5- 1	0- 0	0- 0	AWAY	0- 0	1- 0	4- 1			
0- 0	0- 0	0- 0	NEUTRAL	0- 0	0- 0	0- 0			

RPI 1-25				RPI 26-50				RPI 51-100 Team's RPI: 64				RPI 101+			
RPI	S	Opponent	Score	RPI	S	Opponent	Score	RPI	S	Opponent	Score	RPI	S	Opponent	Score
6	N	Florida St.	69 87	29	N	Michigan	66 78	58	H	Northwestern	67 56	122	A	St. Mary's (CA)	79 75
11	A	Stanford	68 63					88	H	Washington St.	79 61	122	H	St. Mary's (CA)	59 58
								93	H	BYU	87 52	124	A	Eastern Wash.	73 54
												152	A	Santa Clara	50 49
												152	H	Santa Clara	51 39
												156	H	San Francisco	61 46
												212	A	Loyola Marymount	80 56
												212	H	Loyola Marymount	73 61
												218	H	Pacific	63 65
												222	H	Presbyterian	79 39
												234	A	San Diego	57 55
												252	H	Colgate	72 42
												269	A	Portland	85 50
												269	H	Portland	67 55
												290	A	Pepperdine	69 79
												290	H	Pepperdine	83 61
												293	H	Nicholls St.	78 46
												327	H	UC Irvine	102 38
												328	N	Winthrop	71 41
LAST 12 Division I GAMES:															
122	H	St. Mary's (CA)	59 58	269	A	Portland	85 50								
212	H	Loyola Marymount	73 61	152	H	Santa Clara	51 39								
152	A	Santa Clara	50 49	122	A	St. Mary's (CA)	79 75								
93	H	BYU	87 52	212	A	Loyola Marymount	80 56								
290	H	Pepperdine	83 61	269	H	Portland	67 55								
234	A	San Diego	57 55	156	H	San Francisco	61 46								

Non-Div I Games:

Gonzaga

■ Loss,
 ■ Non-Conf, S Site,
 ■ Home
 ■ Away
 N Neutral

Average RPI Win: 290	WON-LOST	WINNING	LAST 10	STRENGTH OF	OPP. STRENGTH	TEAM	ADJ.	CONF.	ADJ CONF.
Average RPI Loss: 146	RECORD	PCT. RANK	GAMES	SCHEDULE	OF SCHEDULE	RPI	RPI	RPI	RPI
DIV. I ONLY	12- 12	175	8- 2	312	276	219	219	30	30
DIV. I NON-CONF.	2- 9	293	0- 0	247	51	272	272	30	30
TOTALS	RPI 1-25	RPI 26-50	W-L RECORDS	RPI 51-100	RPI 101-150	RPI 150+			
12- 12	0- 1	0- 1	OVERALL	0- 2	0- 3	12- 5			
6- 2	0- 0	0- 0	HOME	0- 0	0- 0	6- 2			
6- 8	0- 0	0- 0	AWAY	0- 0	0- 0	6- 1			
0- 2	0- 0	0- 0	NEUTRAL	0- 1	0- 1	0- 0			
2- 9	0- 1	0- 1	NON-CONFERENCE	0- 2	0- 3	2- 2			
0- 1	0- 0	0- 0	HOME	0- 0	0- 0	0- 1			
2- 6	0- 1	0- 1	AWAY	0- 1	0- 2	2- 1			
0- 2	0- 0	0- 0	NEUTRAL	0- 1	0- 1	0- 0			
10- 3	0- 0	0- 0	CONFERENCE	0- 0	0- 0	10- 3			
6- 1	0- 0	0- 0	HOME	0- 0	0- 0	6- 1			
4- 2	0- 0	0- 0	AWAY	0- 0	0- 0	4- 2			
0- 0	0- 0	0- 0	NEUTRAL	0- 0	0- 0	0- 0			

RPI 1-25				RPI 26-50				RPI 51-100				RPI 101+ Team's RPI: 219			
RPI	S	Opponent	Score	RPI	S	Opponent	Score	RPI	S	Opponent	Score	RPI	S	Opponent	Score
19	A	Miami (FL)	61 89	40	A	Tulane	56 79	57	A	Southern California	64 75	116	A	Arizona	46 73
								89	N	SMU	36 56	123	A	TCU	47 83
												127	N	Fordham	53 59
												155	A	Louisiana Tech	55 69
												203	A	Texas Southern	61 69
												203	H	Texas Southern	64 52
												220	A	Alabama St.	60 45
												229	A	Southern U.	70 63
												229	H	Southern U.	68 71
												276	H	Ark.-Pine Bluff	56 54
												293	H	Nicholls St.	60 71
												297	A	Alcorn	67 63
												297	H	Alcorn	86 63
												300	A	Prairie View	49 51
												300	H	Prairie View	60 55
												305	H	Mississippi Val.	88 67
												330	A	Southeastern La.	87 71
												332	A	La.-Monroe	59 54
												347	H	Jackson St.	90 85
												349	A	Alabama A&M	68 53
LAST 12 Division I GAMES:															
300	H	Prairie View	60 55	347	H	Jackson St.	90 85								
203	H	Texas Southern	64 52	300	A	Prairie View	49 51								
297	A	Alcorn	67 63	203	A	Texas Southern	61 69								
229	A	Southern U.	70 63	297	H	Alcorn	86 63								
305	H	Mississippi Val.	88 67	229	H	Southern U.	68 71								
276	H	Ark.-Pine Bluff	56 54	349	A	Alabama A&M	68 53								

Non-Div I Games:

Grambling

■ Loss,
 ■ Non-Conf,
 ■ S Site,
 ■ Home
 ■ A Away
 N Neutral

Grand Canyon

Through Games Of Feb. 15, 2017

Average RPI Win:	287	WON-LOST	WINNING	LAST 10	STRENGTH OF	OPP. STRENGTH	TEAM	ADJ.	CONF.	ADJ CONF.
Average RPI Loss:	175	RECORD	PCT. RANK	GAMES	SCHEDULE	OF SCHEDULE	RPI	RPI	RPI	RPI
DIV. I ONLY	11- 10	157	4- 5	297	304	225	225	29	29	
DIV. I NON-CONF.	7- 5	137	1- 1	289	209	197	197	29	29	
TOTALS	RPI 1-25	RPI 26-50	W-L RECORDS	RPI 51-100	RPI 101-150	RPI 150+				
11- 10	0- 2	0- 0	OVERALL	0- 0	1- 0	10- 8				
9- 2	0- 1	0- 0	HOME	0- 0	1- 0	8- 1				
2- 8	0- 1	0- 0	AWAY	0- 0	0- 0	2- 7				
0- 0	0- 0	0- 0	NEUTRAL	0- 0	0- 0	0- 0				
7- 5	0- 2	0- 0	NON-CONFERENCE	0- 0	1- 0	6- 3				
6- 1	0- 1	0- 0	HOME	0- 0	1- 0	5- 0				
1- 4	0- 1	0- 0	AWAY	0- 0	0- 0	1- 3				
0- 0	0- 0	0- 0	NEUTRAL	0- 0	0- 0	0- 0				
4- 5	0- 0	0- 0	CONFERENCE	0- 0	0- 0	4- 5				
3- 1	0- 0	0- 0	HOME	0- 0	0- 0	3- 1				
1- 4	0- 0	0- 0	AWAY	0- 0	0- 0	1- 4				
0- 0	0- 0	0- 0	NEUTRAL	0- 0	0- 0	0- 0				

RPI S	Opponent	Score	RPI S	Opponent	Score	RPI S	Opponent	Score	RPI S	Opponent	Score	Team's RPI: 225
7	H Washington	66 101							125	H Idaho	64 60	
10	A Duke	47 90							174	A UC Riverside	64 77	
									180	A New Mexico St.	60 67	
									180	H New Mexico St.	65 81	
									188	A Rice	50 64	
									226	A Seattle U	60 86	
									258	H Cal Poly	64 59	
									262	A UTRGV	49 52	
									262	H UTRGV	60 59	
									263	A Hawaii	47 51	
									264	A CSU Bakersfield	59 74	
									288	A Southern Utah	76 73	
									297	H Alcorn	77 44	
									304	H Northern Ariz.	76 65	
									306	H Denver	73 70	
									318	H UMKC	75 64	
									329	A Utah Valley	62 46	
									331	H Fla. Atlantic	81 60	
									335	H Chicago St.	57 39	
LAST 12 Division I GAMES:												
180	A New Mexico St.	60 67	262	H UTRGV	60 59							
262	A UTRGV	49 52	180	H New Mexico St.	65 81							
264	A CSU Bakersfield	59 74	329	A Utah Valley	62 46							
335	H Chicago St.	57 39	263	A Hawaii	47 51							
318	H UMKC	75 64	304	H Northern Ariz.	76 65							
226	A Seattle U	60 86	288	A Southern Utah	76 73							

Non-Div I Games: Chaminade 85 55

Grand Canyon

Loss, Non-Conf, S Site, H Home A Away N Neutral

Average RPI Win:	174	WON-LOST	WINNING	LAST 10	STRENGTH OF	OPP. STRENGTH	TEAM	ADJ.	CONF.	ADJ CONF.
Average RPI Loss:	126	RECORD	PCT. RANK	GAMES	SCHEDULE	OF SCHEDULE	RPI	RPI	RPI	RPI
DIV. I ONLY	21- 4	13	3- 3	101	133	34	34	20	20	
DIV. I NON-CONF.	9- 2	37	0- 1	13	11	5	5	21	21	
TOTALS	RPI 1-25	RPI 26-50	W-L RECORDS	RPI 51-100	RPI 101-150	RPI 150+				
21- 4	0- 1	5- 0	OVERALL	2- 0	1- 1	13- 2				
12- 1	0- 0	3- 0	HOME	0- 0	1- 0	8- 1				
9- 3	0- 1	2- 0	AWAY	2- 0	0- 1	5- 1				
0- 0	0- 0	0- 0	NEUTRAL	0- 0	0- 0	0- 0				
9- 2	0- 1	5- 0	NON-CONFERENCE	2- 0	0- 0	2- 1				
4- 1	0- 0	3- 0	HOME	0- 0	0- 0	1- 1				
5- 1	0- 1	2- 0	AWAY	2- 0	0- 0	1- 0				
0- 0	0- 0	0- 0	NEUTRAL	0- 0	0- 0	0- 0				
12- 2	0- 0	0- 0	CONFERENCE	0- 0	1- 1	11- 1				
8- 0	0- 0	0- 0	HOME	0- 0	1- 0	7- 0				
4- 2	0- 0	0- 0	AWAY	0- 0	0- 1	4- 1				
0- 0	0- 0	0- 0	NEUTRAL	0- 0	0- 0	0- 0				

RPI 1-25				RPI 26-50				Team's RPI: 34				RPI 51-100				RPI 101+			
RPI	S	Opponent	Score	RPI	S	Opponent	Score	RPI	S	Opponent	Score	RPI	S	Opponent	Score	RPI	S	Opponent	Score
2	A	Notre Dame	67 71	31	H	Elon	71 56	75	A	Belmont	62 53	137	A	Detroit	72 76				
				36	A	South Dakota St.	67 43	80	A	Chattanooga	71 55	137	H	Detroit	60 55				
				38	H	Drake	71 48					151	H	Wright St.	62 41				
				43	A	Marquette	78 63					163	A	Oakland	71 74				
				44	H	Little Rock	57 31					163	H	Oakland	89 47				
												169	H	Milwaukee	89 47				
												184	A	Cleveland St.	65 51				
												184	H	Cleveland St.	79 60				
												201	H	Wisconsin	53 54				
												214	A	Bradley	68 43				
												238	H	Butler	61 34				
												284	H	Northern Ky.	70 39				
												311	A	Valparaiso	75 36				
												311	H	Valparaiso	56 35				
												313	A	Youngstown St.	84 51				
												313	H	Youngstown St.	75 41				
												325	A	Ill.-Chicago	79 65				
LAST 12 Division I GAMES:																			
2	A	Notre Dame	67 71	313	A	Youngstown St.	84 51												
313	H	Youngstown St.	75 41	169	H	Milwaukee	89 47												
184	H	Cleveland St.	79 60	311	H	Valparaiso	56 35												
137	A	Detroit	72 76	163	H	Oakland	89 47												
163	A	Oakland	71 74	137	H	Detroit	60 55												
184	A	Cleveland St.	65 51	325	A	Ill.-Chicago	79 65												

Non-Div I Games:

Green Bay

■ Loss,
 ■ Non-Conf, S Site,
 ■ Home
 ■ Away
 N Neutral

Average RPI Win:	266	WON-LOST	WINNING	LAST 10	STRENGTH OF	OPP. STRENGTH	TEAM	ADJ.	CONF.	ADJ CONF.
Average RPI Loss:	117	RECORD	PCT. RANK	GAMES	SCHEDULE	OF SCHEDULE	RPI	RPI	RPI	RPI
DIV. I ONLY	14- 10	125	7- 3	263	224	170	170	32	32	
DIV. I NON-CONF.	6- 7	182	1- 0	70	37	89	89	31	31	
TOTALS	RPI 1-25	RPI 26-50	W-L RECORDS	RPI 51-100	RPI 101-150	RPI 150+				
14- 10	1- 1	0- 3	OVERALL	0- 2	1- 1	12- 3				
7- 2	1- 0	0- 0	HOME	0- 0	0- 0	6- 2				
3- 8	0- 1	0- 3	AWAY	0- 2	0- 1	3- 1				
4- 0	0- 0	0- 0	NEUTRAL	0- 0	1- 0	3- 0				
6- 7	1- 1	0- 3	NON-CONFERENCE	0- 2	1- 1	4- 0				
2- 0	1- 0	0- 0	HOME	0- 0	0- 0	1- 0				
0- 7	0- 1	0- 3	AWAY	0- 2	0- 1	0- 0				
4- 0	0- 0	0- 0	NEUTRAL	0- 0	1- 0	3- 0				
8- 3	0- 0	0- 0	CONFERENCE	0- 0	0- 0	8- 3				
5- 2	0- 0	0- 0	HOME	0- 0	0- 0	5- 2				
3- 1	0- 0	0- 0	AWAY	0- 0	0- 0	3- 1				
0- 0	0- 0	0- 0	NEUTRAL	0- 0	0- 0	0- 0				

RPI 1-25				RPI 26-50				RPI 51-100				RPI 101+ Team's RPI: 170			
RPI	S	Opponent	Score	RPI	S	Opponent	Score	RPI	S	Opponent	Score	RPI	S	Opponent	Score
3	A	South Carolina	38 92	28	A	North Carolina St.	56 81	58	A	Northwestern	48 67	130	A	Old Dominion	58 61
23	H	Temple	71 65	39	A	James Madison	50 71	96	A	FGCU	49 60	132	N	Maine	58 49
				48	A	Iowa	51 84					230	H	Richmond	72 45
												240	N	Samford	63 57
												248	H	UMES	65 68
												254	A	Norfolk St.	58 57
												255	H	Howard	62 67
												261	A	Savannah St.	51 55
												261	H	Savannah St.	75 46
												277	H	N.C. A&T	64 57
												299	H	Coppin St.	78 54
												315	N	Lafayette	58 55
												316	N	Saint Peter's	71 42
												342	H	N.C. Central	60 36
												346	A	South Carolina St.	51 50
												346	H	South Carolina St.	80 46
												348	A	Delaware St.	83 52
LAST 12 Division I GAMES:															
255	H	Howard	62 67	342	H	N.C. Central	60 36								
346	A	South Carolina St.	51 50	348	A	Delaware St.	83 52								
261	A	Savannah St.	51 55	261	H	Savannah St.	75 46								
248	H	UMES	65 68	346	H	South Carolina St.	80 46								
299	H	Coppin St.	78 54	277	H	N.C. A&T	64 57								
254	A	Norfolk St.	58 57	240	N	Samford	63 57								

Non-Div I Games:

Hampton

■ Loss,
 ■ Non-Conf,
 ■ S Site,
 ■ H Home
 ■ A Away
 N Neutral

Average RPI Win:	240	WON-LOST	WINNING	LAST 10	STRENGTH OF	OPP. STRENGTH	TEAM	ADJ.	CONF.	ADJ CONF.
Average RPI Loss:	151	RECORD	PCT. RANK	GAMES	SCHEDULE	OF SCHEDULE	RPI	RPI	RPI	RPI
DIV. I ONLY	16- 10	112	4- 6	260	223	173	173	22	22	
DIV. I NON-CONF.	9- 4	85	0- 0	202	235	124	124	22	22	
TOTALS	RPI 1-25	RPI 26-50	W-L RECORDS	RPI 51-100	RPI 101-150	RPI 150+				
16- 10	0- 0	0- 1	OVERALL	0- 2	1- 3	15- 4				
7- 5	0- 0	0- 1	HOME	0- 1	0- 1	7- 2				
7- 5	0- 0	0- 0	AWAY	0- 1	1- 2	6- 2				
2- 0	0- 0	0- 0	NEUTRAL	0- 0	0- 0	2- 0				
9- 4	0- 0	0- 1	NON-CONFERENCE	0- 1	1- 0	8- 2				
3- 3	0- 0	0- 1	HOME	0- 1	0- 0	3- 1				
4- 1	0- 0	0- 0	AWAY	0- 0	1- 0	3- 1				
2- 0	0- 0	0- 0	NEUTRAL	0- 0	0- 0	2- 0				
7- 6	0- 0	0- 0	CONFERENCE	0- 1	0- 3	7- 2				
4- 2	0- 0	0- 0	HOME	0- 0	0- 1	4- 1				
3- 4	0- 0	0- 0	AWAY	0- 1	0- 2	3- 1				
0- 0	0- 0	0- 0	NEUTRAL	0- 0	0- 0	0- 0				

RPI S	Opponent	Score	RPI S	Opponent	Score	RPI S	Opponent	Score	RPI S	Opponent	Score	Team's RPI: 173
45	H Quinnipiac	59 82	86	A New Hampshire	50 58	115	A Delaware	67 66	132	A Maine	62 73	
			96	H FGCU	63 70	132	H Maine	60 66	143	A Albany (NY)	71 82	
						162	H Boston College	65 56	168	H Providence	65 77	
						189	A Hofstra	69 67	194	A Siena	80 76	
						195	H Sacred Heart	81 64	197	H Binghamton	76 73	
						206	A UMBC	80 73	206	H UMBC	47 64	
						211	N Monmouth	75 72	224	A Niagara	62 75	
						254	N Norfolk St.	61 51	272	A Stony Brook	62 40	
						272	H Stony Brook	65 52	281	A Vermont	70 76	
						281	H Vermont	68 55	291	H Massachusetts	75 56	
						309	A Central Conn. St.	68 58	343	A UMass Lowell	84 64	
						343	H UMass Lowell	80 59				
LAST 12 Division I GAMES:												
272	A Stony Brook	62 40	197	H Binghamton	76 73							
343	A UMass Lowell	84 64	86	A New Hampshire	50 58							
206	H UMBC	47 64	272	H Stony Brook	65 52							
132	H Maine	60 66	132	A Maine	62 73							
281	A Vermont	70 76	343	H UMass Lowell	80 59							
143	A Albany (NY)	71 82	206	A UMBC	80 73							

Non-Div I Games:

Hartford

 Loss,
 Non-Conf,
 S Site,
 H Home
 A Away
N Neutral

Average RPI Win: 177	WON-LOST	WINNING	LAST 10	STRENGTH OF	OPP. STRENGTH	TEAM	ADJ.	CONF.	ADJ CONF.
Average RPI Loss: 94	RECORD	PCT. RANK	GAMES	SCHEDULE	OF SCHEDULE	RPI	RPI	RPI	RPI
DIV. I ONLY	18- 3	10	8- 2	111	147	27	27	9	9
DIV. I NON-CONF.	12- 1	7	4- 0	133	187	22	22	9	9
TOTALS	RPI 1-25	RPI 26-50	W-L RECORDS	RPI 51-100	RPI 101-150	RPI 150+			
18- 3	1- 0	0- 0	OVERALL	1- 2	5- 1	11- 0			
10- 0	1- 0	0- 0	HOME	0- 0	4- 0	5- 0			
6- 3	0- 0	0- 0	AWAY	0- 2	1- 1	5- 0			
2- 0	0- 0	0- 0	NEUTRAL	1- 0	0- 0	1- 0			
12- 1	1- 0	0- 0	NON-CONFERENCE	1- 1	2- 0	8- 0			
5- 0	1- 0	0- 0	HOME	0- 0	1- 0	3- 0			
5- 1	0- 0	0- 0	AWAY	0- 1	1- 0	4- 0			
2- 0	0- 0	0- 0	NEUTRAL	1- 0	0- 0	1- 0			
6- 2	0- 0	0- 0	CONFERENCE	0- 1	3- 1	3- 0			
5- 0	0- 0	0- 0	HOME	0- 0	3- 0	2- 0			
1- 2	0- 0	0- 0	AWAY	0- 1	0- 1	1- 0			
0- 0	0- 0	0- 0	NEUTRAL	0- 0	0- 0	0- 0			

RPI 1-25				RPI 26-50				Team's RPI: 27				RPI 51-100				RPI 101+			
RPI	S	Opponent	Score	RPI	S	Opponent	Score	RPI	S	Opponent	Score	RPI	S	Opponent	Score	RPI	S	Opponent	Score
23	H	Temple	73 62									59	A	Minnesota	87 103	129	H	Cornell	62 59
												78	N	Buffalo	74 62	131	A	Princeton	58 63
												91	A	Penn	43 63	132	H	Maine	69 62
																138	H	Yale	76 56
																145	H	Brown	69 59
																147	A	Kansas	69 59
																164	A	La Salle	66 64
																172	H	Fairfield	58 44
																178	H	Columbia	70 68
																194	A	Siena	65 58
																195	A	Sacred Heart	68 60
																231	A	Dartmouth	70 61
																231	H	Dartmouth	70 65
																235	N	UNC Asheville	79 62
																240	H	Samford	57 52
																244	A	Boston U.	65 52
																317	H	NJIT	59 38
LAST 12 Division I GAMES:																			
138	H	Yale	76 56	231	A	Dartmouth	70 61												
145	H	Brown	69 59	164	A	La Salle	66 64												
131	A	Princeton	58 63	231	H	Dartmouth	70 65												
91	A	Penn	43 63	78	N	Buffalo	74 62												
178	H	Columbia	70 68	235	N	UNC Asheville	79 62												
129	H	Cornell	62 59	194	A	Siena	65 58												

Non-Div I Games:

Harvard

■ Loss,
 ■ Non-Conf, S Site,
 ■ Home
 ■ Away
 N Neutral

Average RPI Win:	272	WON-LOST	WINNING	LAST 10	STRENGTH OF	OPP. STRENGTH	TEAM	ADJ.	CONF.	ADJ CONF.
Average RPI Loss:	143	RECORD	PCT. RANK	GAMES	SCHEDULE	OF SCHEDULE	RPI	RPI	RPI	RPI
DIV. I ONLY	7- 15	272	4- 6	162	213	263	263	25	25	
DIV. I NON-CONF.	3- 8	262	1- 0	82	119	233	233	24	24	
TOTALS	RPI 1-25	RPI 26-50	W-L RECORDS	RPI 51-100	RPI 101-150	RPI 150+				
7- 15	0- 2	0- 1	OVERALL	0- 2	0- 2	7- 8				
6- 5	0- 1	0- 1	HOME	0- 0	0- 0	6- 3				
1- 10	0- 1	0- 0	AWAY	0- 2	0- 2	1- 5				
0- 0	0- 0	0- 0	NEUTRAL	0- 0	0- 0	0- 0				
3- 8	0- 2	0- 1	NON-CONFERENCE	0- 2	0- 0	3- 3				
3- 3	0- 1	0- 1	HOME	0- 0	0- 0	3- 1				
0- 5	0- 1	0- 0	AWAY	0- 2	0- 0	0- 2				
0- 0	0- 0	0- 0	NEUTRAL	0- 0	0- 0	0- 0				
4- 7	0- 0	0- 0	CONFERENCE	0- 0	0- 2	4- 5				
3- 2	0- 0	0- 0	HOME	0- 0	0- 0	3- 2				
1- 5	0- 0	0- 0	AWAY	0- 0	0- 2	1- 3				
0- 0	0- 0	0- 0	NEUTRAL	0- 0	0- 0	0- 0				

RPI 1-25				RPI 26-50				RPI 51-100				RPI 101+ Team's RPI: 263			
RPI	S	Opponent	Score	RPI	S	Opponent	Score	RPI	S	Opponent	Score	RPI	S	Opponent	Score
4	H	Mississippi St.	41 66	35	H	Oregon	49 86	57	A	Southern California	44 76	103	A	UC Davis	55 70
12	A	UCLA	49 72					87	A	Boise St.	49 61	107	A	Long Beach St.	57 68
												166	A	CSUN	56 67
												174	A	UC Riverside	45 63
												174	H	UC Riverside	59 79
												180	H	New Mexico St.	56 53
												192	H	San Jose St.	61 77
												225	H	Grand Canyon	51 47
												242	A	UC Santa Barbara	62 74
												242	H	UC Santa Barbara	52 67
												258	A	Cal Poly	87 79
												258	H	Cal Poly	66 57
												264	A	CSU Bakersfield	51 58
												286	A	Nevada	59 67
												313	H	Youngstown St.	72 50
												327	H	UC Irvine	79 62
												341	H	Cal St. Fullerton	60 50
LAST 12 Division I GAMES:															
242	H	UC Santa Barbara	52 67	242	A	UC Santa Barbara	62 74								
174	H	UC Riverside	59 79	258	A	Cal Poly	87 79								
166	A	CSUN	56 67	341	H	Cal St. Fullerton	60 50								
174	A	UC Riverside	45 63	103	A	UC Davis	55 70								
258	H	Cal Poly	66 57	107	A	Long Beach St.	57 68								
327	H	UC Irvine	79 62	225	H	Grand Canyon	51 47								

Non-Div I Games: Hawaii Pacific 88 54

Hawaii

■ Loss,
■ Non-Conf, S Site,
■ Home
■ Away
N Neutral

Average RPI Win:	283	WON-LOST	WINNING	LAST 10	STRENGTH OF	OPP. STRENGTH	TEAM	ADJ.	CONF.	ADJ CONF.
Average RPI Loss:	182	RECORD	PCT. RANK	GAMES	SCHEDULE	OF SCHEDULE	RPI	RPI	RPI	RPI
DIV. I ONLY	9- 13	227	8- 2	292	290	265	265	28	28	
DIV. I NON-CONF.	0- 9	335	0- 0	156	208	333	333	28	28	
TOTALS	RPI 1-25	RPI 26-50	W-L RECORDS	RPI 51-100	RPI 101-150	RPI 150+				
9- 13	0- 0	0- 2	OVERALL	0- 0	0- 3	9- 8				
5- 5	0- 0	0- 1	HOME	0- 0	0- 1	5- 3				
4- 8	0- 0	0- 0	AWAY	0- 0	0- 0	4- 0				
0- 0	0- 0	0- 0	NEUTRAL	0- 0	0- 0	0- 0				
0- 9	0- 0	0- 2	NON-CONFERENCE	0- 0	0- 2	0- 5				
0- 4	0- 0	0- 1	HOME	0- 0	0- 1	0- 2				
0- 5	0- 0	0- 1	AWAY	0- 0	0- 1	0- 3				
0- 0	0- 0	0- 0	NEUTRAL	0- 0	0- 0	0- 0				
9- 4	0- 0	0- 0	CONFERENCE	0- 0	0- 1	9- 3				
5- 1	0- 0	0- 0	HOME	0- 0	0- 0	5- 1				
4- 3	0- 0	0- 0	AWAY	0- 0	0- 1	4- 2				
0- 0	0- 0	0- 0	NEUTRAL	0- 0	0- 0	0- 0				

RPI 1-25			RPI 26-50			RPI 51-100			RPI 101+			Team's RPI: 265
RPI	S	Opponent	Score	RPI	S	Opponent	Score	RPI	S	Opponent	Score	
				41	H	Ohio	48 76					
				50	A	West Virginia	59 82					
								112	A	Ole Miss	62 73	
								119	H	Stetson	47 81	
								135	A	Radford	56 59	
								183	A	UAB	66 75	
								210	A	Campbell	33 58	
								222	H	Presbyterian	87 60	
								223	H	UNCG	67 69	
								235	A	UNC Asheville	76 60	
								235	H	UNC Asheville	81 70	
								236	H	Charleston So.	68 74	
								249	A	Liberty	74 81	
								249	H	Liberty	78 69	
								254	H	Norfolk St.	60 63	
								273	A	Davidson	72 82	
								287	A	Western Caro.	64 73	
								307	A	Gardner-Webb	84 65	
								307	H	Gardner-Webb	71 69	
								328	A	Winthrop	70 57	
								328	H	Winthrop	88 43	
								336	A	Longwood	80 49	
LAST 12 Division I GAMES:												
				249	H	Liberty	78 69	210	A	Campbell	33 58	
				307	A	Gardner-Webb	84 65	307	H	Gardner-Webb	71 69	
				328	A	Winthrop	70 57	135	A	Radford	56 59	
				235	H	UNC Asheville	81 70	235	A	UNC Asheville	76 60	
				336	A	Longwood	80 49	236	H	Charleston So.	68 74	
				222	H	Presbyterian	87 60	249	A	Liberty	74 81	

Non-Div I Games: Spring Hill 74 58 Brevard 89 42

High Point

Loss, Non-Conf, S Site, H Home A Away N Neutral

RPI 1-25				RPI 26-50				RPI 51-100				RPI 101+ Team's RPI: 189			
RPI	S	Opponent	Score	RPI	S	Opponent	Score	RPI	S	Opponent	Score	RPI	S	Opponent	Score
				31	H	Elon	53 64	66	A	Drexel	43 65	103	A	UC Davis	64 60
				39	A	James Madison	57 93	78	A	Buffalo	50 74	115	A	Delaware	45 56
				39	H	James Madison	50 61	100	A	Saint Joseph's	75 64	115	H	Delaware	56 73
												126	A	Navy	69 78
												128	A	William & Mary	65 81
												128	H	William & Mary	64 61
												173	H	Hartford	67 69
												179	H	Northeastern	51 53
												186	A	Towson	70 61
												193	H	American	72 67
												202	A	Col. of Charleston	55 71
												202	H	Col. of Charleston	85 81
												208	H	UNCW	54 56
												243	H	Marist	62 42
												272	A	Stony Brook	67 64
												283	A	Sacramento St.	85 97
												291	H	Massachusetts	71 55
												348	H	Delaware St.	64 44
LAST 12 Division I GAMES:															
				115	A	Delaware	45 56	202	A	Col. of Charleston	55 71				
				202	H	Col. of Charleston	85 81	66	A	Drexel	43 65				
				128	A	William & Mary	65 81	208	H	UNCW	54 56				
				128	H	William & Mary	64 61	115	H	Delaware	56 73				
				39	H	James Madison	50 61	186	A	Towson	70 61				
				31	H	Elon	53 64	39	A	James Madison	57 93				

Non-Div I Games:

Holy Cross

Through Games Of Feb. 15, 2017

Average RPI Win:	243	WON-LOST	WINNING	LAST 10	STRENGTH OF	OPP. STRENGTH	TEAM	ADJ.	CONF.	ADJ CONF.
Average RPI Loss:	193	RECORD	PCT. RANK	GAMES	SCHEDULE	OF SCHEDULE	RPI	RPI	RPI	RPI
DIV. I ONLY	6- 19	301	4- 6	255	275	319	319	24	24	
DIV. I NON-CONF.	2- 9	293	0- 0	308	253	340	340	25	25	
TOTALS	RPI 1-25	RPI 26-50	W-L RECORDS	RPI 51-100	RPI 101-150	RPI 150+				
6- 19	0- 1	0- 1	OVERALL	1- 2	0- 3	5- 12				
4- 8	0- 0	0- 1	HOME	1- 1	0- 2	3- 4				
2- 11	0- 1	0- 0	AWAY	0- 1	0- 1	2- 8				
0- 0	0- 0	0- 0	NEUTRAL	0- 0	0- 0	0- 0				
2- 9	0- 1	0- 1	NON-CONFERENCE	0- 1	0- 1	2- 5				
2- 3	0- 0	0- 1	HOME	0- 1	0- 1	2- 0				
0- 6	0- 1	0- 0	AWAY	0- 0	0- 0	0- 5				
0- 0	0- 0	0- 0	NEUTRAL	0- 0	0- 0	0- 0				
4- 10	0- 0	0- 0	CONFERENCE	1- 1	0- 2	3- 7				
2- 5	0- 0	0- 0	HOME	1- 0	0- 1	1- 4				
2- 5	0- 0	0- 0	AWAY	0- 1	0- 1	2- 3				
0- 0	0- 0	0- 0	NEUTRAL	0- 0	0- 0	0- 0				

RPI 1-25			RPI 26-50			RPI 51-100			RPI 101+ Team's RPI: 319		
RPI	S	Opponent	Score	RPI	S	Opponent	Score	RPI	S	Opponent	Score
24	A	Arizona St.	33 63	45	H	Quinnipiac	55 78	72	A	Bucknell	48 77
								72	H	Bucknell	63 51
								73	H	Penn St.	48 84
								126	A	Navy	56 57
								126	H	Navy	71 73
								138	H	Yale	70 71
								158	A	Army West Point	41 60
								158	H	Army West Point	59 67
								193	A	American	61 60
								231	A	Dartmouth	49 53
								243	H	Marist	50 46
								244	H	Boston U.	49 66
								252	A	Colgate	52 70
								252	H	Colgate	54 62
								281	A	Vermont	52 63
								282	A	Manhattan	56 60
								291	A	Massachusetts	66 69
								294	A	Lehigh	64 80
								294	H	Lehigh	65 47
								298	A	Bryant	74 76
								315	A	Lafayette	67 61
								315	H	Lafayette	70 85
								343	H	UMass Lowell	62 47
LAST 12 Division I GAMES:											
158	A	Army West Point	41 60	193	A	American	61 60				
294	A	Lehigh	64 80	158	H	Army West Point	59 67				
315	H	Lafayette	70 85	294	H	Lehigh	65 47				
72	H	Bucknell	63 51	315	A	Lafayette	67 61				
252	A	Colgate	52 70	72	A	Bucknell	48 77				
126	H	Navy	71 73	252	H	Colgate	54 62				

Non-Div I Games:

Holy Cross

■ Loss,
 ■ Non-Conf, S Site,
 ■ Home
 ■ Away
 N Neutral

Average RPI Win:	207	WON-LOST	WINNING	LAST 10	STRENGTH OF	OPP. STRENGTH	TEAM	ADJ.	CONF.	ADJ CONF.
Average RPI Loss:	95	RECORD	PCT. RANK	GAMES	SCHEDULE	OF SCHEDULE	RPI	RPI	RPI	RPI
DIV. I ONLY	10- 16	238	2- 8	95	88	175	175	5	5	
DIV. I NON-CONF.	7- 6	157	0- 0	147	256	151	151	5	5	
TOTALS	RPI 1-25	RPI 26-50	W-L RECORDS	RPI 51-100	RPI 101-150	RPI 150+				
10- 16	0- 2	0- 2	OVERALL	0- 3	1- 8	9- 1				
5- 7	0- 1	0- 1	HOME	0- 1	0- 3	5- 1				
5- 8	0- 1	0- 1	AWAY	0- 2	1- 4	4- 0				
0- 1	0- 0	0- 0	NEUTRAL	0- 0	0- 1	0- 0				
7- 6	0- 0	0- 0	NON-CONFERENCE	0- 2	0- 3	7- 1				
4- 2	0- 0	0- 0	HOME	0- 0	0- 1	4- 1				
3- 3	0- 0	0- 0	AWAY	0- 2	0- 1	3- 0				
0- 1	0- 0	0- 0	NEUTRAL	0- 0	0- 1	0- 0				
3- 10	0- 2	0- 2	CONFERENCE	0- 1	1- 5	2- 0				
1- 5	0- 1	0- 1	HOME	0- 1	0- 2	1- 0				
2- 5	0- 1	0- 1	AWAY	0- 0	1- 3	1- 0				
0- 0	0- 0	0- 0	NEUTRAL	0- 0	0- 0	0- 0				

RPI	S	Opponent	Score	RPI	S	Opponent	Score	RPI	S	Opponent	Score	RPI	S	Opponent	Score	Team's RPI: 175
1	A	UConn	42 91	40	A	Tulane	56 82	84	A	UNLV	53 64	101	H	Mercer	60 64	
23	H	Temple	57 69	40	H	Tulane	49 57	89	H	SMU	45 66	107	A	Long Beach St.	55 65	
								92	A	Texas Tech	60 84	111	N	Central Ark.	55 69	
												113	A	UCF	59 85	
												113	H	UCF	48 62	
												140	A	Memphis	65 66	
												141	A	Cincinnati	64 85	
												141	H	Cincinnati	62 71	
												149	A	East Carolina	73 62	
												154	A	Tulsa	65 62	
												154	H	Tulsa	71 66	
												157	A	UTSA	56 49	
												161	A	Louisiana	69 64	
												176	H	Texas St.	56 61	
												200	H	Rutgers	53 51	
												202	H	Col. of Charleston	79 63	
												262	A	UTRGV	68 52	
												297	H	Alcorn	85 70	
												330	H	Southeastern La.	83 80	
LAST 12 Division I GAMES:																
154	A	Tulsa	65 62	140	A	Memphis	65 66									
141	H	Cincinnati	62 71	89	H	SMU	45 66									
113	A	UCF	59 85	23	H	Temple	57 69									
149	A	East Carolina	73 62	40	A	Tulane	56 82									
40	H	Tulane	49 57	113	H	UCF	48 62									
1	A	UConn	42 91	141	A	Cincinnati	64 85									

Non-Div I Games:

Houston

■ Loss,
 ■ Non-Conf,
 ■ S Site,
 ■ H Home
 ■ A Away
 N Neutral

Houston Baptist

Through Games Of Feb. 15, 2017

Average RPI Win:	324	WON-LOST	WINNING	LAST 10	STRENGTH OF	OPP. STRENGTH	TEAM	ADJ.	CONF.	ADJ CONF.
Average RPI Loss:	206	RECORD	PCT. RANK	GAMES	SCHEDULE	OF SCHEDULE	RPI	RPI	RPI	RPI
DIV. I ONLY	3- 18	330	2- 8	315	293	345	345	27	27	
DIV. I NON-CONF.	0- 8	335	0- 0	142	167	324	324	27	27	
TOTALS	RPI 1-25	RPI 26-50	W-L RECORDS	RPI 51-100	RPI 101-150	RPI 150+				
3- 18	0- 2	0- 0	OVERALL	0- 1	0- 4	3- 11				
3- 8	0- 0	0- 0	HOME	0- 0	0- 3	3- 5				
0- 10	0- 0	0- 0	AWAY	0- 0	0- 0	0- 4				
0- 0	0- 0	0- 0	NEUTRAL	0- 0	0- 0	0- 0				
0- 8	0- 2	0- 0	NON-CONFERENCE	0- 0	0- 2	0- 4				
0- 4	0- 0	0- 0	HOME	0- 0	0- 1	0- 3				
0- 4	0- 2	0- 0	AWAY	0- 0	0- 1	0- 1				
0- 0	0- 0	0- 0	NEUTRAL	0- 0	0- 0	0- 0				
3- 10	0- 0	0- 0	CONFERENCE	0- 1	0- 2	3- 7				
3- 4	0- 0	0- 0	HOME	0- 0	0- 2	3- 2				
0- 6	0- 0	0- 0	AWAY	0- 1	0- 0	0- 5				
0- 0	0- 0	0- 0	NEUTRAL	0- 0	0- 0	0- 0				

RPI	S	Opponent	Score	RPI	S	Opponent	Score	RPI	S	Opponent	Score	RPI	S	Opponent	Score	Team's RPI: 345
5	A	Texas	46 98					94	A	SFA	49 86	111	H	Central Ark.	49 80	
8	A	Baylor	43 118									134	A	Arkansas	40 101	
												136	H	Lamar University	53 81	
												146	H	Oral Roberts	65 75	
												188	H	Rice	53 79	
												203	H	Texas Southern	34 50	
												209	H	New Orleans	63 73	
												266	A	McNeese	53 68	
												289	A	Northwestern St.	54 75	
												292	A	UTEP	45 75	
												293	A	Nicholls St.	57 76	
												301	H	A&M-Corpus Christi	56 51	
												330	H	Southeastern La.	71 87	
												332	H	La.-Monroe	65 77	
												333	A	Incarnate Word	54 69	
												333	H	Incarnate Word	68 51	
												338	A	Sam Houston St.	63 78	
												338	H	Sam Houston St.	61 51	
LAST 12 Division I GAMES:																
136	H	Lamar University	53 81	209	H	New Orleans	63 73									
338	A	Sam Houston St.	63 78	333	H	Incarnate Word	68 51									
289	A	Northwestern St.	54 75	111	H	Central Ark.	49 80									
301	H	A&M-Corpus Christi	56 51	266	A	McNeese	53 68									
333	A	Incarnate Word	54 69	330	H	Southeastern La.	71 87									
293	A	Nicholls St.	57 76	338	H	Sam Houston St.	61 51									

Non-Div I Games: S'western Assemblie71 52 Arlington Baptist 75 55

Houston Baptist

Loss, Non-Conf, S Site, H Home A Away N Neutral

Average RPI Win: 296	WON-LOST	WINNING	LAST 10	STRENGTH OF	OPP. STRENGTH	TEAM	ADJ.	CONF.	ADJ CONF.
Average RPI Loss: 211	RECORD	PCT. RANK	GAMES	SCHEDULE	OF SCHEDULE	RPI	RPI	RPI	RPI
DIV. I ONLY	11- 12	190	6- 4	326	342	255	255	32	32
DIV. I NON-CONF.	4- 8	230	1- 0	249	335	250	250	31	31
TOTALS	RPI 1-25	RPI 26-50	W-L RECORDS	RPI 51-100	RPI 101-150	RPI 150+			
11- 12	0- 0	0- 2	OVERALL	0- 0	0- 3	11- 7			
6- 2	0- 0	0- 0	HOME	0- 0	0- 0	6- 2			
5- 10	0- 0	0- 2	AWAY	0- 0	0- 3	5- 5			
0- 0	0- 0	0- 0	NEUTRAL	0- 0	0- 0	0- 0			
4- 8	0- 0	0- 2	NON-CONFERENCE	0- 0	0- 3	4- 3			
2- 1	0- 0	0- 0	HOME	0- 0	0- 0	2- 1			
2- 7	0- 0	0- 2	AWAY	0- 0	0- 3	2- 2			
0- 0	0- 0	0- 0	NEUTRAL	0- 0	0- 0	0- 0			
7- 4	0- 0	0- 0	CONFERENCE	0- 0	0- 0	7- 4			
4- 1	0- 0	0- 0	HOME	0- 0	0- 0	4- 1			
3- 3	0- 0	0- 0	AWAY	0- 0	0- 0	3- 3			
0- 0	0- 0	0- 0	NEUTRAL	0- 0	0- 0	0- 0			

RPI S	Opponent	Score	RPI S	Opponent	Score	RPI S	Opponent	Score	RPI S	Opponent	Score	Team's RPI: 255
			29	A Michigan	41 109				129	A Cornell	55 67	
			50	A West Virginia	49 95				141	A Cincinnati	56 66	
									145	A Brown	78 83	
									170	A Hampton	67 62	
									213	A Robert Morris	42 59	
									221	A Bethune-Cookman	54 75	
									248	A UMES	72 71	
									261	H Savannah St.	55 49	
									277	A N.C. A&T	55 63	
									281	H Vermont	64 57	
									299	H Coppin St.	66 58	
									303	H Mt. St. Mary's	95 62	
									317	A NJIT	55 70	
									322	A St. Francis Brooklyn	78 63	
									325	H Ill.-Chicago	63 70	
									339	H Morgan St.	72 73	
									340	A Fairleigh Dickinson	71 68	
									342	A N.C. Central	73 50	
									344	A Florida A&M	51 55	
									344	H Florida A&M	72 58	
									346	H South Carolina St.	75 57	
LAST 12 Division I GAMES:												
			339	H Morgan St.	72 73				342	A N.C. Central	73 50	
			170	A Hampton	67 62				277	A N.C. A&T	55 63	
			221	A Bethune-Cookman	54 75				299	H Coppin St.	66 58	
			344	A Florida A&M	51 55				248	A UMES	72 71	
			346	H South Carolina St.	75 57				344	H Florida A&M	72 58	
			261	H Savannah St.	55 49				281	H Vermont	64 57	

Non-Div I Games:

Howard

■ Loss,
 ■ Non-Conf,
 ■ S Site,
 ■ H Home
 ■ A Away
 N Neutral

Average RPI Win:	191	WON-LOST	WINNING	LAST 10	STRENGTH OF	OPP. STRENGTH	TEAM	ADJ.	CONF.	ADJ CONF.
Average RPI Loss:	84	RECORD	PCT. RANK	GAMES	SCHEDULE	OF SCHEDULE	RPI	RPI	RPI	RPI
DIV. I ONLY	17- 7	63	8- 2	127	135	62	62	11	11	
DIV. I NON-CONF.	8- 3	67	0- 0	120	147	72	72	10	10	
TOTALS	RPI 1-25	RPI 26-50	W-L RECORDS	RPI 51-100	RPI 101-150	RPI 150+				
17- 7	0- 0	2- 2	OVERALL	3- 3	2- 1	10- 1				
9- 2	0- 0	2- 1	HOME	1- 1	1- 0	5- 0				
8- 5	0- 0	0- 1	AWAY	2- 2	1- 1	5- 1				
0- 0	0- 0	0- 0	NEUTRAL	0- 0	0- 0	0- 0				
8- 3	0- 0	1- 1	NON-CONFERENCE	1- 2	1- 0	5- 0				
3- 2	0- 0	1- 1	HOME	0- 1	0- 0	2- 0				
5- 1	0- 0	0- 0	AWAY	1- 1	1- 0	3- 0				
0- 0	0- 0	0- 0	NEUTRAL	0- 0	0- 0	0- 0				
9- 4	0- 0	1- 1	CONFERENCE	2- 1	1- 1	5- 1				
6- 0	0- 0	1- 0	HOME	1- 0	1- 0	3- 0				
3- 4	0- 0	0- 1	AWAY	1- 1	0- 1	2- 1				
0- 0	0- 0	0- 0	NEUTRAL	0- 0	0- 0	0- 0				

RPI 1-25			RPI 26-50			RPI 51-100			Team's RPI: 62			RPI 101+			
RPI	S	Opponent	Score	RPI	S	Opponent	Score	RPI	S	Opponent	Score	RPI	S	Opponent	Score
				26	H	Missouri	73 45	63	A	South Dakota	62 75	142	A	VCU	71 62
				36	A	South Dakota St.	49 68	67	H	UNI	62 69	146	A	Oral Roberts	45 54
				36	H	South Dakota St.	64 59	75	A	Belmont	72 78	146	H	Oral Roberts	53 41
				41	H	Ohio	65 71	83	A	Western Ill.	76 72	160	A	Omaha	44 64
								83	H	Western Ill.	66 52	160	H	Omaha	79 47
								99	A	Purdue	67 62	205	A	Indiana St.	45 35
												215	A	Miami (OH)	65 53
												237	H	Ga. Southern	83 57
												260	H	Tennessee Tech	77 63
												295	H	North Dakota St.	71 58
												306	A	Denver	67 45
												306	H	Denver	71 49
												324	A	Fort Wayne	62 48
												325	A	Ill.-Chicago	67 57
LAST 12 Division I GAMES:															
				36	H	South Dakota St.	64 59	295	H	North Dakota St.	71 58				
				306	A	Denver	67 45	146	H	Oral Roberts	53 41				
				146	A	Oral Roberts	45 54	306	H	Denver	71 49				
				160	H	Omaha	79 47	36	A	South Dakota St.	49 68				
				324	A	Fort Wayne	62 48	63	A	South Dakota	62 75				
				83	A	Western Ill.	76 72	160	A	Omaha	44 64				

Non-Div I Games: Oakland City 95 62 Ind.-Northwest 89 36

IUPUI

Loss, Non-Conf, S Site, H Home A Away N Neutral

Idaho

Through Games Of Feb. 15, 2017

Average RPI Win:	255	WON-LOST	WINNING	LAST 10	STRENGTH OF	OPP. STRENGTH	TEAM	ADJ.	CONF.	ADJ CONF.
Average RPI Loss:	89	RECORD	PCT. RANK	GAMES	SCHEDULE	OF SCHEDULE	RPI	RPI	RPI	RPI
DIV. I ONLY	11- 11	175	7- 3	110	202	125	125	19	19	
DIV. I NON-CONF.	3- 6	230	0- 0	22	96	87	87	18	18	
TOTALS	RPI 1-25	RPI 26-50	W-L RECORDS	RPI 51-100	RPI 101-150	RPI 150+				
11- 11	0- 2	0- 1	OVERALL	0- 4	2- 2	9- 2				
3- 3	0- 0	0- 0	HOME	0- 1	1- 1	2- 1				
8- 5	0- 0	0- 0	AWAY	0- 0	1- 0	7- 0				
0- 3	0- 1	0- 0	NEUTRAL	0- 2	0- 0	0- 0				
3- 6	0- 2	0- 1	NON-CONFERENCE	0- 2	1- 0	2- 1				
0- 0	0- 0	0- 0	HOME	0- 0	0- 0	0- 0				
3- 3	0- 1	0- 1	AWAY	0- 0	1- 0	2- 1				
0- 3	0- 1	0- 0	NEUTRAL	0- 2	0- 0	0- 0				
8- 5	0- 0	0- 0	CONFERENCE	0- 2	1- 2	7- 1				
3- 3	0- 0	0- 0	HOME	0- 1	1- 1	2- 1				
5- 2	0- 0	0- 0	AWAY	0- 1	0- 1	5- 0				
0- 0	0- 0	0- 0	NEUTRAL	0- 0	0- 0	0- 0				

RPI 1-25				RPI 26-50				RPI 51-100				RPI 101+ Team's RPI: 125			
RPI	S	Opponent	Score	RPI	S	Opponent	Score	RPI	S	Opponent	Score	RPI	S	Opponent	Score
7	A	Washington	53 105	35	A	Oregon	70 73	67	N	UNI	74 76	102	A	Wyoming	74 71
9	N	Oregon St.	49 60					71	A	Montana St.	64 80	114	H	Northern Colo.	67 71
								71	H	Montana St.	61 66	124	A	Eastern Wash.	57 67
								84	N	UNLV	61 73	133	H	North Dakota	74 61
												177	H	Idaho St.	60 67
												217	H	Weber St.	95 77
												225	A	Grand Canyon	60 64
												226	A	Seattle U	68 64
												256	A	Portland St.	72 66
												283	A	Sacramento St.	72 58
												288	A	Southern Utah	85 68
												304	A	Northern Ariz.	91 80
												326	A	Montana	86 59
												326	H	Montana	75 50
												341	A	Cal St. Fullerton	88 86
LAST 12 Division I GAMES:															
133	H	North Dakota	74 61	304	A	Northern Ariz.	91 80								
114	H	Northern Colo.	67 71	288	A	Southern Utah	85 68								
283	A	Sacramento St.	72 58	177	H	Idaho St.	60 67								
256	A	Portland St.	72 66	217	H	Weber St.	95 77								
326	H	Montana	75 50	71	A	Montana St.	64 80								
71	H	Montana St.	61 66	326	A	Montana	86 59								

Non-Div I Games: Lewis-Clark St. 85 49 Central Wash. 79 45

Idaho

Loss, Non-Conf, S Site, H Home A Away N Neutral

Average RPI Win:	254	WON-LOST	WINNING	LAST 10	STRENGTH OF	OPP. STRENGTH	TEAM	ADJ.	CONF.	ADJ CONF.
Average RPI Loss:	118	RECORD	PCT. RANK	GAMES	SCHEDULE	OF SCHEDULE	RPI	RPI	RPI	RPI
DIV. I ONLY	13- 9	122	6- 4	281	165	177	177	19	19	
DIV. I NON-CONF.	5- 5	165	0- 0	311	67	200	200	18	18	
TOTALS	RPI 1-25	RPI 26-50	W-L RECORDS	RPI 51-100	RPI 101-150	RPI 150+				
13- 9	0- 1	0- 1	OVERALL	1- 1	1- 3	11- 3				
8- 2	0- 0	0- 0	HOME	1- 0	0- 2	7- 0				
4- 6	0- 0	0- 0	AWAY	0- 0	1- 0	3- 0				
1- 1	0- 0	0- 1	NEUTRAL	0- 0	0- 0	1- 0				
5- 5	0- 1	0- 1	NON-CONFERENCE	0- 1	0- 0	5- 2				
3- 0	0- 0	0- 0	HOME	0- 0	0- 0	3- 0				
1- 4	0- 1	0- 0	AWAY	0- 1	0- 0	1- 2				
1- 1	0- 0	0- 1	NEUTRAL	0- 0	0- 0	1- 0				
8- 4	0- 0	0- 0	CONFERENCE	1- 0	1- 3	6- 1				
5- 2	0- 0	0- 0	HOME	1- 0	0- 2	4- 0				
3- 2	0- 0	0- 0	AWAY	0- 0	1- 1	2- 1				
0- 0	0- 0	0- 0	NEUTRAL	0- 0	0- 0	0- 0				

RPI 1-25				RPI 26-50				RPI 51-100				RPI 101+ Team's RPI: 177			
RPI	S	Opponent	Score	RPI	S	Opponent	Score	RPI	S	Opponent	Score	RPI	S	Opponent	Score
9	A	Oregon St.	38 61	39	N	James Madison	53 83	71	H	Montana St.	67 59	114	H	Northern Colo.	62 77
								82	A	Colorado	56 85	124	A	Eastern Wash.	41 58
												125	A	Idaho	67 60
												133	H	North Dakota	62 65
												152	A	Santa Clara	78 82
												190	A	Utah St.	56 69
												201	A	Wisconsin	42 35
												217	A	Weber St.	43 50
												217	H	Weber St.	57 52
												256	H	Portland St.	53 47
												273	N	Davidson	70 58
												283	H	Sacramento St.	79 60
												288	A	Southern Utah	71 68
												304	A	Northern Ariz.	64 51
												306	H	Denver	65 64
												326	H	Montana	61 43
												327	H	UC Irvine	65 54
												329	H	Utah Valley	61 56
LAST 12 Division I GAMES:															
283	H	Sacramento St.	79 60	114	H	Northern Colo.	62 77								
256	H	Portland St.	53 47	125	A	Idaho	67 60								
288	A	Southern Utah	71 68	124	A	Eastern Wash.	41 58								
304	A	Northern Ariz.	64 51	217	A	Weber St.	43 50								
217	H	Weber St.	57 52	71	H	Montana St.	67 59								
133	H	North Dakota	62 65	326	H	Montana	61 43								

Non-Div I Games: Montana Tech 77 55

Idaho St.

■ Loss,
 ■ Non-Conf, S Site,
 ■ Home
 ■ Away
 N Neutral

Average RPI Win:	283	WON-LOST	WINNING	LAST 10	STRENGTH OF	OPP. STRENGTH	TEAM	ADJ.	CONF.	ADJ CONF.
Average RPI Loss:	176	RECORD	PCT. RANK	GAMES	SCHEDULE	OF SCHEDULE	RPI	RPI	RPI	RPI
DIV. I ONLY	2- 21	342	1- 9	186	271	325	325	20	20	
DIV. I NON-CONF.	1- 8	314	0- 0	157	211	300	300	21	21	
TOTALS	RPI 1-25	RPI 26-50	W-L RECORDS	RPI 51-100	RPI 101-150	RPI 150+				
2- 21	0- 0	0- 2	OVERALL	0- 4	0- 1	2- 14				
1- 10	0- 0	0- 1	HOME	0- 1	0- 0	1- 8				
1- 11	0- 0	0- 1	AWAY	0- 3	0- 1	1- 6				
0- 0	0- 0	0- 0	NEUTRAL	0- 0	0- 0	0- 0				
1- 8	0- 0	0- 1	NON-CONFERENCE	0- 4	0- 0	1- 3				
0- 4	0- 0	0- 0	HOME	0- 1	0- 0	0- 3				
1- 4	0- 0	0- 1	AWAY	0- 3	0- 0	1- 0				
0- 0	0- 0	0- 0	NEUTRAL	0- 0	0- 0	0- 0				
1- 13	0- 0	0- 1	CONFERENCE	0- 0	0- 1	1- 11				
1- 6	0- 0	0- 1	HOME	0- 0	0- 0	1- 5				
0- 7	0- 0	0- 0	AWAY	0- 0	0- 1	0- 6				
0- 0	0- 0	0- 0	NEUTRAL	0- 0	0- 0	0- 0				

RPI S	Opponent	Score	RPI S	Opponent	Score	RPI S	Opponent	Score	RPI S	Opponent	Score	Team's RPI: 325
34	H Green Bay	65 79	58	A Northwestern	44 88	137	A Detroit	76 98				
47	A Central Mich.	55 77	62	H IUPUI	57 67	151	A Wright St.	51 62				
			69	A Virginia	39 76	151	H Wright St.	54 73				
			85	A Toledo	51 79	163	A Oakland	58 81				
						169	A Milwaukee	55 83				
						169	H Milwaukee	65 88				
						184	A Cleveland St.	59 77				
						184	H Cleveland St.	59 63				
						214	H Bradley	56 65				
						255	A Howard	70 63				
						284	A Northern Ky.	49 66				
						284	H Northern Ky.	37 58				
						310	H Illinois St.	52 59				
						311	H Valparaiso	74 60				
						313	A Youngstown St.	54 70				
						313	H Youngstown St.	59 65				
						324	H Fort Wayne	55 61				
LAST 12 Division I GAMES:												
151	A Wright St.	51 62	151	H Wright St.	54 73							
284	A Northern Ky.	49 66	169	A Milwaukee	55 83							
313	H Youngstown St.	59 65	184	A Cleveland St.	59 77							
184	H Cleveland St.	59 63	313	A Youngstown St.	54 70							
311	H Valparaiso	74 60	34	H Green Bay	65 79							
284	H Northern Ky.	37 58	169	H Milwaukee	65 88							

Non-Div I Games: Lake Forest 84 48 Robert Morris (IL) 106 58

Ill.-Chicago

■ Loss,
 ■ Non-Conf, S Site,
 ■ Home
 ■ Away
 N Neutral

Illinois

Through Games Of Feb. 15, 2017

Average RPI Win:	202	WON-LOST	WINNING	LAST 10	STRENGTH OF	OPP. STRENGTH	TEAM	ADJ.	CONF.	ADJ CONF.
Average RPI Loss:	70	RECORD	PCT. RANK	GAMES	SCHEDULE	OF SCHEDULE	RPI	RPI	RPI	RPI
DIV. I ONLY	8- 18	277	1- 9	21	102	185	185	6	6	
DIV. I NON-CONF.	5- 8	218	0- 0	44	290	196	196	6	6	
TOTALS	RPI 1-25	RPI 26-50	W-L RECORDS	RPI 51-100	RPI 101-150	RPI 150+				
8- 18	0- 3	1- 4	OVERALL	1- 8	0- 2	6- 1				
8- 8	0- 1	1- 1	HOME	1- 3	0- 2	6- 1				
0- 10	0- 2	0- 3	AWAY	0- 5	0- 0	0- 0				
0- 0	0- 0	0- 0	NEUTRAL	0- 0	0- 0	0- 0				
5- 8	0- 0	0- 2	NON-CONFERENCE	1- 3	0- 2	4- 1				
5- 4	0- 0	0- 0	HOME	1- 1	0- 2	4- 1				
0- 4	0- 0	0- 2	AWAY	0- 2	0- 0	0- 0				
0- 0	0- 0	0- 0	NEUTRAL	0- 0	0- 0	0- 0				
3- 10	0- 3	1- 2	CONFERENCE	0- 5	0- 0	2- 0				
3- 4	0- 1	1- 1	HOME	0- 2	0- 0	2- 0				
0- 6	0- 2	0- 1	AWAY	0- 3	0- 0	0- 0				
0- 0	0- 0	0- 0	NEUTRAL	0- 0	0- 0	0- 0				

RPI S Opponent	Score	RPI S Opponent	Score	RPI S Opponent	Score	RPI S Opponent	Score	Team's RPI: 185
20 A Maryland	59 84	29 H Michigan	70 86	51 A George Washington	56 72	101 H Mercer	33 51	
20 H Maryland	49 94	41 A Ohio	68 80	56 A Michigan St.	47 71	140 H Memphis	54 64	
25 A Ohio St.	64 88	47 A Central Mich.	51 82	59 A Minnesota	50 78	151 H Wright St.	76 72	
		48 A Iowa	58 78	63 A South Dakota	68 77	199 H Nebraska	79 59	
		48 H Iowa	70 65	70 H Wake Forest	70 79	200 H Rutgers	78 41	
				73 A Penn St.	66 82	250 H Marshall	53 55	
				73 H Penn St.	62 80	276 H Ark.-Pine Bluff	70 58	
				96 H FGCU	82 73	321 H USC Upstate	77 57	
				99 H Purdue	64 72	324 H Fort Wayne	56 33	
LAST 12 Division I GAMES:								
73 H Penn St.	62 80	25 A Ohio St.	64 88					
20 A Maryland	59 84	59 A Minnesota	50 78					
99 H Purdue	64 72	199 H Nebraska	79 59					
29 H Michigan	70 86	48 A Iowa	58 78					
73 A Penn St.	66 82	200 H Rutgers	78 41					
20 H Maryland	49 94	56 A Michigan St.	47 71					

Non-Div I Games:

Illinois

Loss, Non-Conf, S Site, H Home A Away N Neutral

Average RPI Win:	294	WON-LOST	WINNING	LAST 10	STRENGTH OF	OPP. STRENGTH	TEAM	ADJ.	CONF.	ADJ CONF.
Average RPI Loss:	142	RECORD	PCT. RANK	GAMES	SCHEDULE	OF SCHEDULE	RPI	RPI	RPI	RPI
DIV. I ONLY	6- 18	298	2- 8	235	178	310	310	16	16	
DIV. I NON-CONF.	3- 8	262	0- 0	266	191	305	305	14	14	
TOTALS	RPI 1-25	RPI 26-50	W-L RECORDS	RPI 51-100	RPI 101-150	RPI 150+				
6- 18	0- 1	0- 2	OVERALL	0- 4	0- 2	6- 9				
5- 8	0- 0	0- 1	HOME	0- 1	0- 1	5- 5				
1- 10	0- 1	0- 1	AWAY	0- 3	0- 1	1- 4				
0- 0	0- 0	0- 0	NEUTRAL	0- 0	0- 0	0- 0				
3- 8	0- 1	0- 0	NON-CONFERENCE	0- 2	0- 1	3- 4				
2- 4	0- 0	0- 0	HOME	0- 0	0- 1	2- 3				
1- 4	0- 1	0- 0	AWAY	0- 2	0- 0	1- 1				
0- 0	0- 0	0- 0	NEUTRAL	0- 0	0- 0	0- 0				
3- 10	0- 0	0- 2	CONFERENCE	0- 2	0- 1	3- 5				
3- 4	0- 0	0- 1	HOME	0- 1	0- 0	3- 2				
0- 6	0- 0	0- 1	AWAY	0- 1	0- 1	0- 3				
0- 0	0- 0	0- 0	NEUTRAL	0- 0	0- 0	0- 0				

RPI S	Opponent	Score	RPI S	Opponent	Score	RPI S	Opponent	Score	RPI S	Opponent	Score	Team's RPI: 310
24	A Arizona St.	40 76	38	A Drake	49 101	67	A UNI	51 82	138	H Yale	45 59	
			38	H Drake	36 87	67	H UNI	40 78	150	A Missouri St.	60 65	
						79	A Northern Ill.	66 108	165	H Southern Ill.	56 63	
						83	A Western Ill.	50 80	169	H Milwaukee	60 68	
									182	H George Mason	46 72	
									201	H Wisconsin	46 64	
									205	A Indiana St.	49 63	
									205	H Indiana St.	47 65	
									207	A Wichita St.	45 67	
									214	H Bradley	71 63	
									216	A SIUE	80 92	
									279	H Evansville	71 58	
									311	H Valparaiso	77 56	
									312	H Eastern Ill.	60 49	
									320	A Loyola Chicago	61 64	
									320	H Loyola Chicago	63 51	
									325	A Ill.-Chicago	59 52	
LAST 12 Division I GAMES:												
67	A UNI	51 82	207	A Wichita St.	45 67							
38	A Drake	49 101	150	A Missouri St.	60 65							
320	H Loyola Chicago	63 51	38	H Drake	36 87							
205	H Indiana St.	47 65	67	H UNI	40 78							
165	H Southern Ill.	56 63	205	A Indiana St.	49 63							
279	H Evansville	71 58	320	A Loyola Chicago	61 64							

Non-Div I Games:

Illinois St.

Average RPI Win:	320	WON-LOST	WINNING	LAST 10	STRENGTH OF	OPP. STRENGTH	TEAM	ADJ.	CONF.	ADJ CONF.
Average RPI Loss:	206	RECORD	PCT. RANK	GAMES	SCHEDULE	OF SCHEDULE	RPI	RPI	RPI	RPI
DIV. I ONLY	5- 18	309	3- 7	323	305	333	333	27	27	
DIV. I NON-CONF.	0- 9	335	0- 0	317	273	348	348	27	27	
TOTALS	RPI 1-25	RPI 26-50	W-L RECORDS	RPI 51-100	RPI 101-150	RPI 150+				
5- 18	0- 0	0- 0	OVERALL	0- 1	0- 4	5- 13				
3- 6	0- 0	0- 0	HOME	0- 1	0- 1	3- 4				
2- 10	0- 0	0- 0	AWAY	0- 0	0- 0	2- 0				
0- 2	0- 0	0- 0	NEUTRAL	0- 0	0- 0	0- 2				
0- 9	0- 0	0- 0	NON-CONFERENCE	0- 0	0- 1	0- 8				
0- 2	0- 0	0- 0	HOME	0- 0	0- 0	0- 2				
0- 5	0- 0	0- 0	AWAY	0- 0	0- 1	0- 4				
0- 2	0- 0	0- 0	NEUTRAL	0- 0	0- 0	0- 2				
5- 9	0- 0	0- 0	CONFERENCE	0- 1	0- 3	5- 5				
3- 4	0- 0	0- 0	HOME	0- 1	0- 1	3- 2				
2- 5	0- 0	0- 0	AWAY	0- 0	0- 2	2- 3				
0- 0	0- 0	0- 0	NEUTRAL	0- 0	0- 0	0- 0				

RPI 1-25				RPI 26-50				RPI 51-100				RPI 101+ Team's RPI: 333			
RPI	S	Opponent	Score	RPI	S	Opponent	Score	RPI	S	Opponent	Score	RPI	S	Opponent	Score
								94	H	SFA	75 94	111	A	Central Ark.	50 63
												121	H	Abilene Christian	66 75
												123	A	TCU	40 88
												136	A	Lamar University	54 83
												176	A	Texas St.	50 67
												188	H	Rice	43 60
												190	N	Utah St.	46 79
												204	A	North Texas	61 84
												207	A	Wichita St.	63 73
												209	A	New Orleans	58 84
												209	H	New Orleans	67 71
												232	N	Murray St.	68 72
												266	A	McNeese	61 78
												285	H	Eastern Mich.	47 66
												289	H	Northwestern St.	74 76
												293	A	Nicholls St.	78 52
												301	H	A&M-Corpus Christi	63 56
												326	A	Montana	56 61
												330	A	Southeastern La.	85 76
												330	H	Southeastern La.	96 56
												345	A	Houston Baptist	51 68
												345	H	Houston Baptist	69 54
LAST 12 Division I GAMES:															
				301	H	A&M-Corpus Christi	63 56					94	H	SFA	75 94
				266	A	McNeese	61 78					330	H	Southeastern La.	96 56
				209	A	New Orleans	58 84					345	A	Houston Baptist	51 68
				345	H	Houston Baptist	69 54					136	A	Lamar University	54 83
				111	A	Central Ark.	50 63					209	H	New Orleans	67 71
				121	H	Abilene Christian	66 75					289	H	Northwestern St.	74 76

Non-Div I Games: LSU-Alexandria 106 79 Tex. A&M-Kingsville 79 66

Incarnate Word

Loss, Non-Conf, S Site, H Home A Away N Neutral

Indiana

Through Games Of Feb. 15, 2017

Average RPI Win:	165	WON-LOST	WINNING	LAST 10	STRENGTH OF	OPP. STRENGTH	TEAM	ADJ.	CONF.	ADJ CONF.
Average RPI Loss:	42	RECORD	PCT. RANK	GAMES	SCHEDULE	OF SCHEDULE	RPI	RPI	RPI	RPI
DIV. I ONLY	17- 8	80	6- 4	70	74	42	42	6	6	
DIV. I NON-CONF.	10- 3	54	0- 0	230	71	75	75	6	6	
TOTALS	RPI 1-25	RPI 26-50	W-L RECORDS	RPI 51-100	RPI 101-150	RPI 150+				
17- 8	0- 2	0- 3	OVERALL	8- 3	0- 0	9- 0				
10- 2	0- 2	0- 0	HOME	5- 0	0- 0	5- 0				
5- 6	0- 0	0- 3	AWAY	2- 3	0- 0	3- 0				
2- 0	0- 0	0- 0	NEUTRAL	1- 0	0- 0	1- 0				
10- 3	0- 0	0- 2	NON-CONFERENCE	3- 1	0- 0	7- 0				
6- 0	0- 0	0- 0	HOME	1- 0	0- 0	5- 0				
2- 3	0- 0	0- 2	AWAY	1- 1	0- 0	1- 0				
2- 0	0- 0	0- 0	NEUTRAL	1- 0	0- 0	1- 0				
7- 5	0- 2	0- 1	CONFERENCE	5- 2	0- 0	2- 0				
4- 2	0- 2	0- 0	HOME	4- 0	0- 0	0- 0				
3- 3	0- 0	0- 1	AWAY	1- 2	0- 0	2- 0				
0- 0	0- 0	0- 0	NEUTRAL	0- 0	0- 0	0- 0				

RPI 1-25				RPI 26-50				Team's RPI: 42				RPI 51-100				RPI 101+			
RPI	S	Opponent	Score	RPI	S	Opponent	Score	RPI	S	Opponent	Score	RPI	S	Opponent	Score	RPI	S	Opponent	Score
20	H	Maryland	56 92	28	A	North Carolina St.	70 84	56	A	Michigan St.	60 69	163	H	Oakland	84 59				
25	H	Ohio St.	82 92	29	A	Michigan	74 78	58	A	Northwestern	67 80	200	A	Rutgers	63 52				
				37	A	Auburn	67 71	58	H	Northwestern	66 38	201	A	Wisconsin	78 54				
								59	H	Minnesota	78 62	204	A	North Texas	94 64				
								61	N	Florida	102 88	222	H	Presbyterian	71 37				
								73	A	Penn St.	89 70	272	N	Stony Brook	74 60				
								73	H	Penn St.	72 66	284	H	Northern Ky.	100 49				
								80	A	Chattanooga	79 76	311	H	Valparaiso	87 58				
								81	A	Western Ky.	74 85	343	H	UMass Lowell	79 45				
								97	H	Vanderbilt	94 61								
								99	H	Purdue	74 60								
LAST 12 Division I GAMES:																			
58	H	Northwestern	66 38	99	H	Purdue	74 60												
200	A	Rutgers	63 52	58	A	Northwestern	67 80												
20	H	Maryland	56 92	29	A	Michigan	74 78												
56	A	Michigan St.	60 69	59	H	Minnesota	78 62												
201	A	Wisconsin	78 54	25	H	Ohio St.	82 92												
73	H	Penn St.	72 66	73	A	Penn St.	89 70												

Non-Div I Games:

Indiana

■ Loss,
 ■ Non-Conf, S Site,
 ■ Home
 ■ Away
 N Neutral

Average RPI Win:	238	WON-LOST	WINNING	LAST 10	STRENGTH OF	OPP. STRENGTH	TEAM	ADJ.	CONF.	ADJ CONF.
Average RPI Loss:	161	RECORD	PCT. RANK	GAMES	SCHEDULE	OF SCHEDULE	RPI	RPI	RPI	RPI
DIV. I ONLY	12- 11	160	5- 5	321	126	205	205	16	16	
DIV. I NON-CONF.	6- 5	148	0- 0	305	106	174	174	14	14	
TOTALS	RPI 1-25	RPI 26-50	W-L RECORDS	RPI 51-100	RPI 101-150	RPI 150+				
12- 11	0- 0	0- 2	OVERALL	0- 2	2- 1	10- 6				
5- 3	0- 0	0- 0	HOME	0- 1	0- 1	5- 1				
7- 8	0- 0	0- 2	AWAY	0- 1	2- 0	5- 5				
0- 0	0- 0	0- 0	NEUTRAL	0- 0	0- 0	0- 0				
6- 5	0- 0	0- 1	NON-CONFERENCE	0- 1	2- 0	4- 3				
2- 1	0- 0	0- 0	HOME	0- 1	0- 0	2- 0				
4- 4	0- 0	0- 1	AWAY	0- 0	2- 0	2- 3				
0- 0	0- 0	0- 0	NEUTRAL	0- 0	0- 0	0- 0				
6- 6	0- 0	0- 1	CONFERENCE	0- 1	0- 1	6- 3				
3- 2	0- 0	0- 0	HOME	0- 0	0- 1	3- 1				
3- 4	0- 0	0- 1	AWAY	0- 1	0- 0	3- 2				
0- 0	0- 0	0- 0	NEUTRAL	0- 0	0- 0	0- 0				

RPI S	Opponent	Score	RPI S	Opponent	Score	RPI S	Opponent	Score	RPI S	Opponent	Score	Team's RPI: 205
26	A Missouri	48 77	62	H IUPUI	35 45	105	A Saint Louis	70 67				
38	A Drake	62 76	67	A UNI	47 59	141	A Cincinnati	63 55				
						150	H Missouri St.	46 49				
						154	H Tulsa	72 68				
						160	A Omaha	45 72				
						165	A Southern Ill.	68 53				
						207	H Wichita St.	42 56				
						214	A Bradley	41 54				
						214	H Bradley	58 51				
						215	A Miami (OH)	62 54				
						238	A Butler	48 66				
						279	A Evansville	41 57				
						284	H Northern Ky.	58 38				
						310	A Illinois St.	65 47				
						310	H Illinois St.	63 49				
						312	A Eastern Ill.	88 61				
						320	A Loyola Chicago	48 38				
						320	H Loyola Chicago	53 32				
						331	A Fla. Atlantic	67 70				
LAST 12 Division I GAMES:												
320	H Loyola Chicago	53 32	67	A UNI	47 59							
214	A Bradley	41 54	320	A Loyola Chicago	48 38							
310	A Illinois St.	65 47	310	H Illinois St.	63 49							
150	H Missouri St.	46 49	214	H Bradley	58 51							
207	H Wichita St.	42 56	165	A Southern Ill.	68 53							
38	A Drake	62 76	279	A Evansville	41 57							

Non-Div I Games:

Indiana St.

■ Loss,
■ Non-Conf,
■ S Site,
■ H Home
■ A Away
N Neutral

Average RPI Win:	219	WON-LOST	WINNING	LAST 10	STRENGTH OF	OPP. STRENGTH	TEAM	ADJ.	CONF.	ADJ CONF.
Average RPI Loss:	158	RECORD	PCT. RANK	GAMES	SCHEDULE	OF SCHEDULE	RPI	RPI	RPI	RPI
DIV. I ONLY	15- 10	114	7- 3	222	207	159	159	18	18	
DIV. I NON-CONF.	5- 4	143	0- 0	155	185	145	145	17	17	
TOTALS	RPI 1-25	RPI 26-50	W-L RECORDS	RPI 51-100	RPI 101-150	RPI 150+				
15- 10	0- 0	1- 0	OVERALL	1- 1	2- 4	11- 5				
9- 4	0- 0	1- 0	HOME	1- 0	1- 2	6- 2				
6- 6	0- 0	0- 0	AWAY	0- 1	1- 2	5- 3				
0- 0	0- 0	0- 0	NEUTRAL	0- 0	0- 0	0- 0				
5- 4	0- 0	0- 0	NON-CONFERENCE	1- 1	2- 2	2- 1				
4- 1	0- 0	0- 0	HOME	1- 0	1- 1	2- 0				
1- 3	0- 0	0- 0	AWAY	0- 1	1- 1	0- 1				
0- 0	0- 0	0- 0	NEUTRAL	0- 0	0- 0	0- 0				
10- 6	0- 0	1- 0	CONFERENCE	0- 0	0- 2	9- 4				
5- 3	0- 0	1- 0	HOME	0- 0	0- 1	4- 2				
5- 3	0- 0	0- 0	AWAY	0- 0	0- 1	5- 2				
0- 0	0- 0	0- 0	NEUTRAL	0- 0	0- 0	0- 0				

RPI 1-25				RPI 26-50				RPI 51-100				RPI 101+ Team's RPI: 159			
RPI	S	Opponent	Score	RPI	S	Opponent	Score	RPI	S	Opponent	Score	RPI	S	Opponent	Score
				45	H	Quinnipiac	58 44	73	A	Penn St.	67 80	117	H	Duquesne	58 61
								100	H	Saint Joseph's	58 57	118	A	Rider	65 85
												118	H	Rider	36 52
												126	A	Navy	68 73
												127	H	Fordham	55 46
												142	A	VCU	59 57
												172	A	Fairfield	59 68
												194	H	Siena	46 58
												204	A	North Texas	55 66
												211	A	Monmouth	65 75
												211	H	Monmouth	60 54
												224	A	Niagara	65 55
												224	H	Niagara	68 61
												243	A	Marist	48 37
												243	H	Marist	62 68
												245	A	Canisius	58 45
												245	H	Canisius	55 52
												272	H	Stony Brook	57 46
												282	A	Manhattan	76 62
												282	H	Manhattan	70 53
												316	A	Saint Peter's	66 58
												322	H	St. Francis Brooklyn	62 46
LAST 12 Division I GAMES:															
				211	A	Monmouth	65 75	211	H	Monmouth	60 54				
				118	H	Rider	36 52	282	A	Manhattan	76 62				
				245	A	Canisius	58 45	243	H	Marist	62 68				
				224	A	Niagara	65 55	224	H	Niagara	68 61				
				45	H	Quinnipiac	58 44	194	H	Siena	46 58				
				243	A	Marist	48 37	316	A	Saint Peter's	66 58				

Non-Div I Games:

Iona

■ Loss,
 ■ Non-Conf,
 ■ S Site,
 ■ H Home
 ■ A Away
 N Neutral

Average RPI Win:	143	WON-LOST	WINNING	LAST 10	STRENGTH OF	OPP. STRENGTH	TEAM	ADJ.	CONF.	ADJ CONF.
Average RPI Loss:	44	RECORD	PCT. RANK	GAMES	SCHEDULE	OF SCHEDULE	RPI	RPI	RPI	RPI
DIV. I ONLY	15- 10	114	5- 5	22	56	48	48	6	6	
DIV. I NON-CONF.	9- 4	85	0- 0	9	61	36	36	6	6	
TOTALS	RPI 1-25	RPI 26-50	W-L RECORDS	RPI 51-100	RPI 101-150	RPI 150+				
15- 10	0- 5	1- 3	OVERALL	4- 1	3- 0	7- 1				
12- 3	0- 2	0- 1	HOME	4- 0	2- 0	6- 0				
2- 6	0- 2	0- 2	AWAY	0- 1	1- 0	1- 1				
1- 1	0- 1	1- 0	NEUTRAL	0- 0	0- 0	0- 0				
9- 4	0- 2	1- 2	NON-CONFERENCE	2- 0	3- 0	3- 0				
7- 2	0- 1	0- 1	HOME	2- 0	2- 0	3- 0				
1- 1	0- 0	0- 1	AWAY	0- 0	1- 0	0- 0				
1- 1	0- 1	1- 0	NEUTRAL	0- 0	0- 0	0- 0				
6- 6	0- 3	0- 1	CONFERENCE	2- 1	0- 0	4- 1				
5- 1	0- 1	0- 0	HOME	2- 0	0- 0	3- 0				
1- 5	0- 2	0- 1	AWAY	0- 1	0- 0	1- 1				
0- 0	0- 0	0- 0	NEUTRAL	0- 0	0- 0	0- 0				

RPI 1-25				RPI 26-50				Team's RPI: 48				RPI 51-100				RPI 101+			
RPI	S	Opponent	Score	RPI	S	Opponent	Score	RPI	S	Opponent	Score	RPI	S	Opponent	Score	RPI	S	Opponent	Score
2	H	Notre Dame	58 73	29	A	Michigan	70 72	56	H	Michigan St.	87 83	106	H	Kent St.	83 48				
12	N	UCLA	65 78	36	H	South Dakota St.	64 66	59	H	Minnesota	80 65	133	A	North Dakota	75 60				
20	A	Maryland	81 100	38	A	Drake	76 81	67	H	UNI	88 39	146	H	Oral Roberts	96 76				
20	H	Maryland	82 98	39	N	James Madison	90 75	73	A	Penn St.	58 71	170	H	Hampton	84 51				
25	A	Ohio St.	81 88					77	H	Iowa St.	88 76	185	A	Illinois	65 70				
												185	H	Illinois	78 58				
												199	H	Nebraska	75 72				
												200	A	Rutgers	71 59				
												200	H	Rutgers	71 57				
												213	H	Robert Morris	81 60				
												291	H	Massachusetts	71 30				
LAST 12 Division I GAMES:																			
25	A	Ohio St.	81 88	200	A	Rutgers	71 59												
56	H	Michigan St.	87 83	20	H	Maryland	82 98												
29	A	Michigan	70 72	185	H	Illinois	78 58												
200	H	Rutgers	71 57	73	A	Penn St.	58 71												
20	A	Maryland	81 100	199	H	Nebraska	75 72												
59	H	Minnesota	80 65	185	A	Illinois	65 70												

Non-Div I Games:

Iowa

■ Loss,
 ■ Non-Conf,
 ■ S Site,
 ■ H Home
 ■ A Away
 N Neutral

Average RPI Win:	157	WON-LOST	WINNING	LAST 10	STRENGTH OF	OPP. STRENGTH	TEAM	ADJ.	CONF.	ADJ CONF.
Average RPI Loss:	38	RECORD	PCT. RANK	GAMES	SCHEDULE	OF SCHEDULE	RPI	RPI	RPI	RPI
DIV. I ONLY	14- 11	136	4- 6	25	47	77	77	4	4	
DIV. I NON-CONF.	9- 2	37	0- 0	67	246	58	58	3	3	
TOTALS	RPI 1-25	RPI 26-50	W-L RECORDS	RPI 51-100	RPI 101-150	RPI 150+				
14- 11	1- 7	2- 1	OVERALL	3- 2	2- 1	6- 0				
13- 4	1- 4	1- 0	HOME	3- 0	2- 0	6- 0				
1- 7	0- 3	1- 1	AWAY	0- 2	0- 1	0- 0				
0- 0	0- 0	0- 0	NEUTRAL	0- 0	0- 0	0- 0				
9- 2	0- 1	1- 1	NON-CONFERENCE	2- 0	0- 0	6- 0				
9- 1	0- 1	1- 0	HOME	2- 0	0- 0	6- 0				
0- 1	0- 0	0- 1	AWAY	0- 0	0- 0	0- 0				
0- 0	0- 0	0- 0	NEUTRAL	0- 0	0- 0	0- 0				
5- 9	1- 6	1- 0	CONFERENCE	1- 2	2- 1	0- 0				
4- 3	1- 3	0- 0	HOME	1- 0	2- 0	0- 0				
1- 6	0- 3	1- 0	AWAY	0- 2	0- 1	0- 0				
0- 0	0- 0	0- 0	NEUTRAL	0- 0	0- 0	0- 0				

RPI	S	Opponent	Score	RPI	S	Opponent	Score	RPI	S	Opponent	Score	RPI	S	Opponent	Score
4	H	Mississippi St.	81 85	38	H	Drake	75 67	67	H	UNI	76 68	123	A	TCU	75 80
5	H	Texas	68 75	48	A	Iowa	76 88	75	A	Oklahoma St.	59 71	123	H	TCU	72 69
8	A	Baylor	42 68	50	A	West Virginia	80 55	79	H	Northern Ill.	97 89	147	H	Kansas	87 58
8	H	Baylor	52 83					92	A	Texas Tech	66 75	195	H	Sacred Heart	76 56
17	A	Oklahoma	63 78					92	H	Texas Tech	79 68	209	H	New Orleans	100 63
17	H	Oklahoma	57 67									242	H	UC Santa Barbara	77 60
22	A	Kansas St.	68 80									261	H	Savannah St.	74 51
22	H	Kansas St.	75 69									323	H	Arkansas St.	105 53
												348	H	Delaware St.	88 57
LAST 12 Division I GAMES:															
92	H	Texas Tech	79 68	22	H	Kansas St.	75 69								
22	A	Kansas St.	68 80	8	A	Baylor	42 68								
50	A	West Virginia	80 55	123	A	TCU	75 80								
8	H	Baylor	52 83	17	H	Oklahoma	57 67								
123	H	TCU	72 69	147	H	Kansas	87 58								
17	A	Oklahoma	63 78	92	A	Texas Tech	66 75								

Non-Div I Games:

Iowa St.

■ Loss,
 ■ Non-Conf, S Site,
 ■ Home
 ■ Away
 N Neutral

Average RPI Win: 309		WON-LOST	WINNING	LAST 10	STRENGTH OF	OPP. STRENGTH	TEAM	ADJ.	CONF.	ADJ CONF.
Average RPI Loss: 254		RECORD	PCT. RANK	GAMES	SCHEDULE	OF SCHEDULE	RPI	RPI	RPI	RPI
DIV. I ONLY		4- 15	314	1- 9	347	346	347	347	30	30
DIV. I NON-CONF.		2- 4	230	0- 0	344	342	328	328	30	30
TOTALS	RPI 1-25	RPI 26-50		W-L RECORDS		RPI 51-100	RPI 101-150	RPI 150+		
4- 15	0- 0	0- 0		OVERALL		0- 0	0- 1	4- 14		
2- 5	0- 0	0- 0		HOME		0- 0	0- 0	2- 5		
1- 10	0- 0	0- 0		AWAY		0- 0	0- 0	1- 3		
1- 0	0- 0	0- 0		NEUTRAL		0- 0	0- 0	1- 0		
2- 4	0- 0	0- 0		NON-CONFERENCE		0- 0	0- 1	2- 3		
1- 0	0- 0	0- 0		HOME		0- 0	0- 0	1- 0		
0- 4	0- 0	0- 0		AWAY		0- 0	0- 1	0- 3		
1- 0	0- 0	0- 0		NEUTRAL		0- 0	0- 0	1- 0		
2- 11	0- 0	0- 0		CONFERENCE		0- 0	0- 0	2- 11		
1- 5	0- 0	0- 0		HOME		0- 0	0- 0	1- 5		
1- 6	0- 0	0- 0		AWAY		0- 0	0- 0	1- 6		
0- 0	0- 0	0- 0		NEUTRAL		0- 0	0- 0	0- 0		

RPI 1-25				RPI 26-50				RPI 51-100				RPI 101+				Team's RPI: 347	
RPI	S	Opponent	Score	RPI	S	Opponent	Score	RPI	S	Opponent	Score	RPI	S	Opponent	Score		
												112	A	Ole Miss	41	89	
												203	A	Texas Southern	52	62	
												203	H	Texas Southern	63	66	
												219	A	Grambling	85	90	
												220	A	Alabama St.	64	73	
												229	A	Southern U.	61	80	
												229	H	Southern U.	56	85	
												257	N	Saint Francis (PA)	88	84	
												276	H	Ark.-Pine Bluff	71	78	
												289	A	Northwestern St.	65	83	
												293	A	Nicholls St.	76	83	
												297	A	Alcorn	51	74	
												297	H	Alcorn	53	70	
												300	A	Prairie View	63	73	
												300	H	Prairie View	74	60	
												305	H	Mississippi Val.	57	62	
												330	H	Southeastern La.	83	66	
												331	A	Fla. Atlantic	58	67	
												349	A	Alabama A&M	64	54	
LAST 12 Division I GAMES:																	
				203	H	Texas Southern	63	66	219	A	Grambling	85	90				
				300	H	Prairie View	74	60	203	A	Texas Southern	52	62				
				229	A	Southern U.	61	80	300	A	Prairie View	63	73				
				297	A	Alcorn	51	74	297	H	Alcorn	53	70				
				276	H	Ark.-Pine Bluff	71	78	229	H	Southern U.	56	85				
				305	H	Mississippi Val.	57	62	220	A	Alabama St.	64	73				

[illegible]

Loss, Non-Conf, S Site, H Home A Away N Neutral

Jacksonville

Through Games Of Feb. 15, 2017

Average RPI Win:	247	WON-LOST	WINNING	LAST 10	STRENGTH OF	OPP. STRENGTH	TEAM	ADJ.	CONF.	ADJ CONF.
Average RPI Loss:	74	RECORD	PCT. RANK	GAMES	SCHEDULE	OF SCHEDULE	RPI	RPI	RPI	RPI
DIV. I ONLY	16- 7	69	7- 3	152	234	90	90	23	23	
DIV. I NON-CONF.	8- 4	97	1- 0	102	130	62	62	23	23	
TOTALS	RPI 1-25	RPI 26-50	W-L RECORDS	RPI 51-100	RPI 101-150	RPI 150+				
16- 7	0- 1	0- 2	OVERALL	1- 1	2- 3	13- 0				
10- 1	0- 0	0- 0	HOME	1- 0	1- 1	8- 0				
4- 5	0- 1	0- 2	AWAY	0- 1	0- 1	4- 0				
2- 1	0- 0	0- 0	NEUTRAL	0- 0	1- 1	1- 0				
8- 4	0- 1	0- 2	NON-CONFERENCE	0- 0	2- 1	6- 0				
4- 0	0- 0	0- 0	HOME	0- 0	1- 0	3- 0				
2- 3	0- 1	0- 2	AWAY	0- 0	0- 0	2- 0				
2- 1	0- 0	0- 0	NEUTRAL	0- 0	1- 1	1- 0				
8- 3	0- 0	0- 0	CONFERENCE	1- 1	0- 2	7- 0				
6- 1	0- 0	0- 0	HOME	1- 0	0- 1	5- 0				
2- 2	0- 0	0- 0	AWAY	0- 1	0- 1	2- 0				
0- 0	0- 0	0- 0	NEUTRAL	0- 0	0- 0	0- 0				

RPI 1-25			RPI 26-50			RPI 51-100			Team's RPI: 90	RPI 101+		
RPI	S	Opponent	Score	RPI	S	Opponent	Score	RPI	S	Opponent	Score	
6	A	Florida St.	47 90	33	A	South Fla.	52 64	96	A	FGCU	57 60	103 N UC Davis 61 54
				37	A	Auburn	41 53	96	H	FGCU	73 65	108 H Troy 77 70
												110 N North Carolina 57 87
												119 A Stetson 47 57
												119 H Stetson 49 65
												221 H Bethune-Cookman 69 63
												233 H South Ala. 62 55
												239 N Wofford 66 60
												261 A Savannah St. 55 40
												274 H Kennesaw St. 72 48
												275 H North Florida 68 58
												280 A FIU 71 56
												293 H Nicholls St. 76 71
												296 H Lipscomb 84 60
												317 A NJIT 75 56
												317 H NJIT 75 59
												321 A USC Upstate 65 47
												321 H USC Upstate 59 46
LAST 12 Division I GAMES:												
321	H	USC Upstate	59 46	296	H	Lipscomb	84 60					
317	H	NJIT	75 59	274	H	Kennesaw St.	72 48					
119	A	Stetson	47 57	317	A	NJIT	75 56					
96	H	FGCU	73 65	321	A	USC Upstate	65 47					
119	H	Stetson	49 65	275	H	North Florida	68 58					
96	A	FGCU	57 60	239	N	Wofford	66 60					

Non-Div I Games: Thomas (GA) 100 43 Johnson & Wales (FI110 31 Fla. Memorial 76 51

Jacksonville

Loss, Non-Conf, S Site, H Home A Away N Neutral

Average RPI Win:	272	WON-LOST	WINNING	LAST 10	STRENGTH OF	OPP. STRENGTH	TEAM	ADJ.	CONF.	ADJ CONF.
Average RPI Loss:	194	RECORD	PCT. RANK	GAMES	SCHEDULE	OF SCHEDULE	RPI	RPI	RPI	RPI
DIV. I ONLY	10- 14	220	4- 6	288	286	251	251	26	26	
DIV. I NON-CONF.	6- 5	148	0- 0	309	262	203	203	26	26	
TOTALS	RPI 1-25	RPI 26-50	W-L RECORDS	RPI 51-100	RPI 101-150	RPI 150+				
10- 14	0- 1	0- 0	OVERALL	0- 2	0- 2	10- 9				
5- 5	0- 0	0- 0	HOME	0- 1	0- 1	5- 3				
4- 9	0- 1	0- 0	AWAY	0- 1	0- 1	4- 6				
1- 0	0- 0	0- 0	NEUTRAL	0- 0	0- 0	1- 0				
6- 5	0- 1	0- 0	NON-CONFERENCE	0- 0	0- 2	6- 2				
2- 2	0- 0	0- 0	HOME	0- 0	0- 1	2- 1				
3- 3	0- 1	0- 0	AWAY	0- 0	0- 1	3- 1				
1- 0	0- 0	0- 0	NEUTRAL	0- 0	0- 0	1- 0				
4- 9	0- 0	0- 0	CONFERENCE	0- 2	0- 0	4- 7				
3- 3	0- 0	0- 0	HOME	0- 1	0- 0	3- 2				
1- 6	0- 0	0- 0	AWAY	0- 1	0- 0	1- 5				
0- 0	0- 0	0- 0	NEUTRAL	0- 0	0- 0	0- 0				

RPI	S	Opponent	Score	RPI	S	Opponent	Score	RPI	S	Opponent	Score	RPI	S	Opponent	Score	Team's RPI: 251
6	A	Florida St.	62 73					75	A	Belmont	52 61	108	H	Clemson	63 69	
								75	H	Belmont	53 54	112	A	Ole Miss	50 68	
												191	H	Morehead St.	69 68	
												209	H	New Orleans	79 81	
												216	A	SIUE	62 69	
												232	H	Murray St.	64 71	
												237	H	Ga. Southern	67 55	
												247	A	UT Martin	83 94	
												253	H	Austin Peay	65 45	
												260	A	Tennessee Tech	54 56	
												261	A	Savannah St.	64 57	
												268	A	Tennessee St.	51 64	
												268	H	Tennessee St.	69 56	
												270	H	Southeast Mo. St.	58 65	
												274	A	Kennesaw St.	65 59	
												293	H	Nicholls St.	75 52	
												297	A	Alcorn	70 66	
												302	A	Eastern Ky.	54 49	
												312	A	Eastern Ill.	67 71	
												331	A	Fla. Atlantic	55 63	
												344	N	Florida A&M	66 54	
LAST 12 Division I GAMES:																
268	H	Tennessee St.	69 56	268	A	Tennessee St.	51 64									
75	A	Belmont	52 61	75	H	Belmont	53 54									
216	A	SIUE	62 69	260	A	Tennessee Tech	54 56									
270	H	Southeast Mo. St.	58 65	253	H	Austin Peay	65 45									
191	H	Morehead St.	69 68	232	H	Murray St.	64 71									
302	A	Eastern Ky.	54 49	312	A	Eastern Ill.	67 71									

Non-Div I Games: Brewton Parker 89 26

Jacksonville St.

■ Loss,
 ■ Non-Conf,
 ■ S Site,
 ■ Home
 ■ A Away
 N Neutral

Average RPI Win:	151	WON-LOST	WINNING	LAST 10	STRENGTH OF	OPP. STRENGTH	TEAM	ADJ.	CONF.	ADJ CONF.
Average RPI Loss:	86	RECORD	PCT. RANK	GAMES	SCHEDULE	OF SCHEDULE	RPI	RPI	RPI	RPI
DIV. I ONLY	18- 6	43	9- 1	81	64	39	39	8	8	
DIV. I NON-CONF.	7- 4	114	0- 0	110	12	73	73	8	8	
TOTALS	RPI 1-25	RPI 26-50	W-L RECORDS	RPI 51-100	RPI 101-150	RPI 150+				
18- 6	0- 2	2- 1	OVERALL	3- 1	3- 0	10- 2				
9- 2	0- 1	1- 0	HOME	2- 0	1- 0	5- 1				
8- 3	0- 1	1- 0	AWAY	1- 1	2- 0	4- 1				
1- 1	0- 0	0- 1	NEUTRAL	0- 0	0- 0	1- 0				
7- 4	0- 2	0- 1	NON-CONFERENCE	2- 1	0- 0	5- 0				
3- 1	0- 1	0- 0	HOME	1- 0	0- 0	2- 0				
3- 2	0- 1	0- 0	AWAY	1- 1	0- 0	2- 0				
1- 1	0- 0	0- 1	NEUTRAL	0- 0	0- 0	1- 0				
11- 2	0- 0	2- 0	CONFERENCE	1- 0	3- 0	5- 2				
6- 1	0- 0	1- 0	HOME	1- 0	1- 0	3- 1				
5- 1	0- 0	1- 0	AWAY	0- 0	2- 0	2- 1				
0- 0	0- 0	0- 0	NEUTRAL	0- 0	0- 0	0- 0				

RPI 1-25				RPI 26-50				Team's RPI: 39	RPI 51-100				RPI 101+			
RPI	S	Opponent	Score	RPI	S	Opponent	Score		RPI	S	Opponent	Score	RPI	S	Opponent	Score
6	A	Florida St.	64 84	31	A	Elon	76 70		66	H	Drexel	54 47	115	A	Delaware	66 51
14	H	Tennessee	69 81	31	H	Elon	61 54		70	H	Wake Forest	83 76	115	H	Delaware	77 42
				48	N	Iowa	75 90		74	A	St. John's (NY)	63 74	128	A	William & Mary	79 64
									100	A	Saint Joseph's	85 72	170	H	Hampton	71 50
													177	N	Idaho St.	83 53
													179	A	Northeastern	67 49
													179	H	Northeastern	74 54
													186	A	Towson	51 54
													186	H	Towson	55 60
													189	A	Hofstra	61 50
													189	H	Hofstra	93 57
													200	A	Rutgers	82 76
													208	H	UNCW	73 51
													249	A	Liberty	62 48
													322	H	St. Francis Brooklyn	83 57
LAST 12 Division I GAMES:																
31	H	Elon	61 54	186	H	Towson	55 60									
115	H	Delaware	77 42	31	A	Elon	76 70									
179	A	Northeastern	67 49	179	H	Northeastern	74 54									
189	A	Hofstra	61 50	115	A	Delaware	66 51									
128	A	William & Mary	79 64	186	A	Towson	51 54									
66	H	Drexel	54 47	189	H	Hofstra	93 57									

Non-Div I Games:

James Madison

Kansas

Through Games Of Feb. 15, 2017

Average RPI Win:	148	WON-LOST	WINNING	LAST 10	STRENGTH OF	OPP. STRENGTH	TEAM	ADJ.	CONF.	ADJ CONF.
Average RPI Loss:	56	RECORD	PCT. RANK	GAMES	SCHEDULE	OF SCHEDULE	RPI	RPI	RPI	RPI
DIV. I ONLY	8- 17	267	2- 8	19	20	147	147	4	4	
DIV. I NON-CONF.	6- 5	148	0- 0	89	86	141	141	3	3	
TOTALS	RPI 1-25	RPI 26-50	W-L RECORDS	RPI 51-100	RPI 101-150	RPI 150+				
8- 17	0- 8	0- 2	OVERALL	2- 3	4- 4	2- 0				
7- 8	0- 3	0- 2	HOME	2- 1	3- 2	2- 0				
1- 9	0- 5	0- 0	AWAY	0- 2	1- 2	0- 0				
0- 0	0- 0	0- 0	NEUTRAL	0- 0	0- 0	0- 0				
6- 5	0- 1	0- 1	NON-CONFERENCE	0- 1	4- 2	2- 0				
5- 3	0- 0	0- 1	HOME	0- 1	3- 1	2- 0				
1- 2	0- 1	0- 0	AWAY	0- 0	1- 1	0- 0				
0- 0	0- 0	0- 0	NEUTRAL	0- 0	0- 0	0- 0				
2- 12	0- 7	0- 1	CONFERENCE	2- 2	0- 2	0- 0				
2- 5	0- 3	0- 1	HOME	2- 0	0- 1	0- 0				
0- 7	0- 4	0- 0	AWAY	0- 2	0- 1	0- 0				
0- 0	0- 0	0- 0	NEUTRAL	0- 0	0- 0	0- 0				

RPI 1-25				RPI 26-50				RPI 51-100				RPI 101+ Team's RPI: 147			
RPI	S	Opponent	Score	RPI	S	Opponent	Score	RPI	S	Opponent	Score	RPI	S	Opponent	Score
5	A	Texas	42 75	27	H	Harvard	59 69	75	A	Oklahoma St.	70 74	116	H	Arizona	75 51
5	H	Texas	54 66	50	H	West Virginia	51 62	75	H	Oklahoma St.	67 49	123	A	TCU	68 83
8	A	Baylor	43 90					77	A	Iowa St.	58 87	123	H	TCU	68 80
8	H	Baylor	43 92					89	H	SMU	63 75	133	H	North Dakota	76 71
17	A	Oklahoma	52 89					92	H	Texas Tech	66 60	138	A	Alabama	65 71
17	H	Oklahoma	54 84									140	A	Memphis	68 58
21	A	Creighton	49 69									146	H	Oral Roberts	64 56
22	A	Kansas St.	60 73									150	H	Missouri St.	64 87
												174	H	UC Riverside	90 84
												308	H	Rhode Island	72 36
LAST 12 Division I GAMES:															
5	A	Texas	42 75	123	A	TCU	68 83								
75	H	Oklahoma St.	67 49	50	H	West Virginia	51 62								
123	H	TCU	68 80	8	H	Baylor	43 92								
17	A	Oklahoma	52 89	22	A	Kansas St.	60 73								
92	H	Texas Tech	66 60	77	A	Iowa St.	58 87								
75	A	Oklahoma St.	70 74	5	H	Texas	54 66								

Average RPI Win: 118		WON-LOST	WINNING	LAST 10	STRENGTH OF	OPP. STRENGTH	TEAM	ADJ.	CONF.	ADJ CONF.
Average RPI Loss: 29		RECORD	PCT. RANK	GAMES	SCHEDULE	OF SCHEDULE	RPI	RPI	RPI	RPI
DIV. I ONLY		18- 8	72	6- 4	23	4	22	22	4	4
DIV. I NON-CONF.		10- 2	32	0- 0	60	21	21	21	3	3
TOTALS		RPI 1-25	RPI 26-50		W-L RECORDS		RPI 51-100	RPI 101-150	RPI 150+	
18- 8	0- 5	4- 1		OVERALL		6- 2	4- 0	4- 0		
12- 2	0- 2	2- 0		HOME		4- 0	4- 0	2- 0		
3- 6	0- 3	0- 1		AWAY		2- 2	0- 0	1- 0		
3- 0	0- 0	2- 0		NEUTRAL		0- 0	0- 0	1- 0		
10- 2	0- 1	3- 0		NON-CONFERENCE		1- 1	2- 0	4- 0		
6- 1	0- 1	1- 0		HOME		1- 0	2- 0	2- 0		
1- 1	0- 0	0- 0		AWAY		0- 1	0- 0	1- 0		
3- 0	0- 0	2- 0		NEUTRAL		0- 0	0- 0	1- 0		
8- 6	0- 4	1- 1		CONFERENCE		5- 1	2- 0	0- 0		
6- 1	0- 1	1- 0		HOME		3- 0	2- 0	0- 0		
2- 5	0- 3	0- 1		AWAY		2- 1	0- 0	0- 0		
0- 0	0- 0	0- 0		NEUTRAL		0- 0	0- 0	0- 0		

RPI	S	Opponent	Score	RPI	S	Opponent	Score	RPI	S	Opponent	Score	RPI	S	Opponent	Score
1	H	UConn	58 75	28	N	North Carolina St.	67 50	67	A	UNI	59 67	123	H	TCU	74 63
5	A	Texas	58 63	30	N	LSU	69 54	75	A	Oklahoma St.	63 43	131	H	Princeton	60 42
8	A	Baylor	57 87	37	H	Auburn	71 66	75	H	Oklahoma St.	74 69	136	H	Lamar University	68 43
8	H	Baylor	49 91	50	A	West Virginia	59 66	77	A	Iowa St.	69 75	147	H	Kansas	73 60
17	A	Oklahoma	80 85	50	H	West Virginia	86 71	77	H	Iowa St.	80 68	154	H	Tulsa	82 62
								92	A	Texas Tech	65 53	160	A	Omaha	70 57
								92	H	Texas Tech	68 54	292	N	UTEP	61 40
								98	H	UT Arlington	62 49	335	H	Chicago St.	83 33
LAST 12 Division I GAMES:															
50	A	West Virginia	59 66	77	A	Iowa St.	69 75								
77	H	Iowa St.	80 68	123	H	TCU	74 63								
5	A	Texas	58 63	75	A	Oklahoma St.	63 43								
92	A	Texas Tech	65 53	147	H	Kansas	73 60								
75	H	Oklahoma St.	74 69	92	H	Texas Tech	68 54								
8	H	Baylor	49 91	17	A	Oklahoma	80 85								

Non-Div I Games:

Kansas St.

■ Loss,
■ Non-Conf,
■ S Site,
■ H Home
■ A Away
N Neutral

Average RPI Win:	301	WON-LOST	WINNING	LAST 10	STRENGTH OF	OPP. STRENGTH	TEAM	ADJ.	CONF.	ADJ CONF.
Average RPI Loss:	158	RECORD	PCT. RANK	GAMES	SCHEDULE	OF SCHEDULE	RPI	RPI	RPI	RPI
DIV. I ONLY	7- 18	290	5- 5	197	268	274	274	23	23	
DIV. I NON-CONF.	1- 13	334	0- 1	216	245	337	337	23	23	
TOTALS	RPI 1-25	RPI 26-50	W-L RECORDS	RPI 51-100	RPI 101-150	RPI 150+				
7- 18	0- 1	0- 1	OVERALL	0- 5	0- 3	7- 8				
3- 7	0- 1	0- 1	HOME	0- 1	0- 1	3- 3				
4- 8	0- 0	0- 0	AWAY	0- 0	0- 0	4- 0				
0- 3	0- 0	0- 0	NEUTRAL	0- 0	0- 0	0- 3				
1- 13	0- 1	0- 1	NON-CONFERENCE	0- 2	0- 1	1- 8				
1- 5	0- 1	0- 1	HOME	0- 0	0- 0	1- 3				
0- 5	0- 0	0- 0	AWAY	0- 2	0- 1	0- 2				
0- 3	0- 0	0- 0	NEUTRAL	0- 0	0- 0	0- 3				
6- 5	0- 0	0- 0	CONFERENCE	0- 3	0- 2	6- 0				
2- 2	0- 0	0- 0	HOME	0- 1	0- 1	2- 0				
4- 3	0- 0	0- 0	AWAY	0- 2	0- 1	4- 0				
0- 0	0- 0	0- 0	NEUTRAL	0- 0	0- 0	0- 0				

RPI S	Opponent	Score	RPI S	Opponent	Score	RPI S	Opponent	Score	RPI S	Opponent	Score	Team's RPI: 274
23	H Temple	38 79	46	H Georgia Tech	49 86	90	A Jacksonville	48 72	101	A Mercer	46 61	
						95	A Georgia	40 82	119	A Stetson	43 60	
						96	A FGCU	35 69	119	H Stetson	56 65	
						96	H FGCU	56 75	181	N Xavier	52 75	
						97	A Vanderbilt	54 86	191	H Morehead St.	50 71	
									239	H Wofford	49 78	
									251	H Jacksonville St.	59 65	
									253	A Austin Peay	49 68	
									256	N Portland St.	61 71	
									259	A Georgia St.	59 62	
									261	H Savannah St.	72 60	
									275	A North Florida	67 61	
									296	A Lipscomb	70 55	
									317	A NJIT	66 56	
									317	H NJIT	75 64	
									321	A USC Upstate	79 71	
									321	H USC Upstate	74 67	
									323	N Arkansas St.	67 70	
LAST 12 Division I GAMES:												
119	A Stetson	43 60	275	A North Florida	67 61							
96	A FGCU	35 69	90	A Jacksonville	48 72							
317	A NJIT	66 56	96	H FGCU	56 75							
321	H USC Upstate	74 67	119	H Stetson	56 65							
317	H NJIT	75 64	296	A Lipscomb	70 55							
321	A USC Upstate	79 71	23	H Temple	38 79							

Non-Div I Games:

Kennesaw St.

■ Loss,
■ Non-Conf,
■ S Site,
■ H Home
■ A Away
N Neutral

Average RPI Win:	213	WON-LOST	WINNING	LAST 10	STRENGTH OF	OPP. STRENGTH	TEAM	ADJ.	CONF.	ADJ CONF.
Average RPI Loss:	88	RECORD	PCT. RANK	GAMES	SCHEDULE	OF SCHEDULE	RPI	RPI	RPI	RPI
DIV. I ONLY	14- 11	136	7- 3	80	157	106	106	10	10	
DIV. I NON-CONF.	6- 6	165	0- 0	87	215	138	138	11	11	
TOTALS	RPI 1-25	RPI 26-50	W-L RECORDS	RPI 51-100	RPI 101-150	RPI 150+				
14- 11	0- 1	1- 2	OVERALL	2- 5	0- 2	11- 1				
8- 3	0- 0	0- 1	HOME	1- 1	0- 0	7- 1				
5- 6	0- 0	1- 1	AWAY	0- 3	0- 2	4- 0				
1- 2	0- 1	0- 0	NEUTRAL	1- 1	0- 0	0- 0				
6- 6	0- 1	0- 1	NON-CONFERENCE	1- 2	0- 1	5- 1				
4- 1	0- 0	0- 0	HOME	0- 0	0- 0	4- 1				
1- 3	0- 0	0- 1	AWAY	0- 1	0- 1	1- 0				
1- 2	0- 1	0- 0	NEUTRAL	1- 1	0- 0	0- 0				
8- 5	0- 0	1- 1	CONFERENCE	1- 3	0- 1	6- 0				
4- 2	0- 0	0- 1	HOME	1- 1	0- 0	3- 0				
4- 3	0- 0	1- 0	AWAY	0- 2	0- 1	3- 0				
0- 0	0- 0	0- 0	NEUTRAL	0- 0	0- 0	0- 0				

RPI 1-25				RPI 26-50				RPI 51-100				RPI 101+				Team's RPI: 106	
RPI	S	Opponent	Score	RPI	S	Opponent	Score	RPI	S	Opponent	Score	RPI	S	Opponent	Score		
8	N	Baylor	42 84	41	A	Ohio	68 65	59	A	Minnesota	62 92	137	A	Detroit	52 73		
				47	H	Central Mich.	78 91	78	A	Buffalo	62 77	144	A	Ball St.	47 71		
				48	A	Iowa	48 83	79	A	Northern Ill.	72 93	151	A	Wright St.	79 69		
								79	H	Northern Ill.	97 98	171	A	Western Mich.	71 67		
								81	N	Western Ky.	73 79	213	H	Robert Morris	65 68		
								85	H	Toledo	70 60	214	H	Bradley	77 52		
								96	N	FGCU	77 64	215	H	Miami (OH)	84 66		
												228	A	Akron	72 58		
												271	H	Bowling Green	80 78		
												285	A	Eastern Mich.	86 67		
												285	H	Eastern Mich.	83 65		
												302	H	Eastern Ky.	80 67		
												313	H	Youngstown St.	75 60		
												324	H	Fort Wayne	66 55		
LAST 12 Division I GAMES:																	
				228	A	Akron	72 58					85	H	Toledo	70 60		
				285	H	Eastern Mich.	83 65					171	A	Western Mich.	71 67		
				78	A	Buffalo	62 77					41	A	Ohio	68 65		
				215	H	Miami (OH)	84 66					79	H	Northern Ill.	97 98		
				271	H	Bowling Green	80 78					285	A	Eastern Mich.	86 67		
				79	A	Northern Ill.	72 93					144	A	Ball St.	47 71		

Non-Div I Games:

Kent St.

■ Loss,
 ■ Non-Conf,
 ■ S Site,
 ■ H Home
 ■ A Away
 N Neutral

Average RPI Win: 95		WON-LOST	WINNING	LAST 10	STRENGTH OF	OPP. STRENGTH	TEAM	ADJ.	CONF.	ADJ CONF.
Average RPI Loss: 24		RECORD	PCT. RANK	GAMES	SCHEDULE	OF SCHEDULE	RPI	RPI	RPI	RPI
DIV. I ONLY		17- 8	80	7- 3	4	10	15	15	2	2
DIV. I NON-CONF.		9- 4	85	0- 0	4	32	16	16	2	2
TOTALS		RPI 1-25	RPI 26-50		W-L RECORDS		RPI 51-100	RPI 101-150	RPI 150+	
17- 8	2- 6	3- 1		OVERALL		6- 1	4- 0	2- 0		
13- 3	2- 3	1- 0		HOME		5- 0	3- 0	2- 0		
4- 5	0- 3	2- 1		AWAY		1- 1	1- 0	0- 0		
0- 0	0- 0	0- 0		NEUTRAL		0- 0	0- 0	0- 0		
9- 4	2- 3	0- 0		NON-CONFERENCE		3- 1	2- 0	2- 0		
9- 1	2- 1	0- 0		HOME		3- 0	2- 0	2- 0		
0- 3	0- 2	0- 0		AWAY		0- 1	0- 0	0- 0		
0- 0	0- 0	0- 0		NEUTRAL		0- 0	0- 0	0- 0		
8- 4	0- 3	3- 1		CONFERENCE		3- 0	2- 0	0- 0		
4- 2	0- 2	1- 0		HOME		2- 0	1- 0	0- 0		
4- 2	0- 1	2- 1		AWAY		1- 0	1- 0	0- 0		
0- 0	0- 0	0- 0		NEUTRAL		0- 0	0- 0	0- 0		

RPI	S	Opponent	Score	RPI	S	Opponent	Score	RPI	S	Opponent	Score	RPI	S	Opponent	Score
3	H	South Carolina	63 75	26	A	Missouri	67 73	65	H	Middle Tenn.	61 48	112	H	Ole Miss	89 57
10	A	Duke	54 69	26	H	Missouri	64 62	82	A	Colorado	69 79	135	H	Radford	59 36
13	A	Louisville	67 69	30	A	LSU	55 42	86	H	New Hampshire	92 43	138	A	Alabama	71 54
14	A	Tennessee	65 72	37	A	Auburn	64 60	88	H	Washington St.	69 67	143	H	Albany (NY)	70 46
16	H	Texas A&M	68 77					95	A	Georgia	66 56	191	H	Morehead St.	74 47
17	H	Oklahoma	82 68					95	H	Georgia	82 61	240	H	Samford	80 57
19	H	Miami (FL)	82 66					97	H	Vanderbilt	71 63				
24	H	Arizona St.	71 73												
LAST 12 Division I GAMES:															
95	A	Georgia	66 56	30	A	LSU	55 42								
97	H	Vanderbilt	71 63	95	H	Georgia	82 61								
3	H	South Carolina	63 75	138	A	Alabama	71 54								
26	A	Missouri	67 73	16	H	Texas A&M	68 77								
112	H	Ole Miss	89 57	26	H	Missouri	64 62								
37	A	Auburn	64 60	14	A	Tennessee	65 72								

Non-Div I Games:

Kentucky

■ Loss,
■ Non-Conf, S Site,
■ Home
■ Away
N Neutral

Average RPI Win: 305		WON-LOST	WINNING	LAST 10	STRENGTH OF	OPP. STRENGTH	TEAM	ADJ.	CONF.	ADJ CONF.
Average RPI Loss: 232		RECORD	PCT. RANK	GAMES	SCHEDULE	OF SCHEDULE	RPI	RPI	RPI	RPI
DIV. I ONLY		4- 21	327	1- 5	272	348	337	337	31	31
DIV. I NON-CONF.		1- 10	325	0- 1	161	321	326	326	32	32
TOTALS		RPI 1-25	RPI 26-50	W-L RECORDS	RPI 51-100	RPI 101-150	RPI 150+			
4- 21	0- 1		0- 0	OVERALL	0- 0	0- 1	4- 19			
3- 10	0- 0		0- 0	HOME	0- 0	0- 1	3- 9			
1- 9	0- 1		0- 0	AWAY	0- 0	0- 0	1- 8			
0- 2	0- 0		0- 0	NEUTRAL	0- 0	0- 0	0- 2			
1- 10	0- 1		0- 0	NON-CONFERENCE	0- 0	0- 1	1- 8			
1- 4	0- 0		0- 0	HOME	0- 0	0- 1	1- 3			
0- 4	0- 1		0- 0	AWAY	0- 0	0- 0	0- 3			
0- 2	0- 0		0- 0	NEUTRAL	0- 0	0- 0	0- 2			
3- 11	0- 0		0- 0	CONFERENCE	0- 0	0- 0	3- 11			
2- 6	0- 0		0- 0	HOME	0- 0	0- 0	2- 6			
1- 5	0- 0		0- 0	AWAY	0- 0	0- 0	1- 5			
0- 0	0- 0		0- 0	NEUTRAL	0- 0	0- 0	0- 0			

RPI 1-25			
RPI	S	Opponent	Score
25	A	Ohio St.	54 113
RPI 26-50			
RPI	S	Opponent	Score
RPI 51-100			
RPI	S	Opponent	Score
RPI 101+ Team's RPI: 337			
RPI	S	Opponent	Score
138	H	Yale	44 75
158	H	Army West Point	47 68
169	N	Milwaukee	50 88
178	A	Columbia	57 66
182	H	George Mason	48 64
195	A	Sacred Heart	48 66
198	A	Seton Hall	59 77
206	H	UMBC	45 57
213	A	Robert Morris	42 83
213	H	Robert Morris	54 64
252	A	Colgate	61 76
257	A	Saint Francis (PA)	52 66
257	H	Saint Francis (PA)	30 74
272	H	Stony Brook	58 48
298	A	Bryant	53 57
298	H	Bryant	53 62
303	H	Mt. St. Mary's	63 60
309	A	Central Conn. St.	68 62
309	H	Central Conn. St.	71 76
317	N	NJIT	48 50
322	H	St. Francis Brooklyn	54 56
334	H	Wagner	69 64
340	A	Fairleigh Dickinson	46 64
340	H	Fairleigh Dickinson	54 67
LAST 12 Division I GAMES:			
317	N	NJIT	48 50
298	A	Bryant	53 57
340	H	Fairleigh Dickinson	54 67
213	H	Robert Morris	54 64
257	H	Saint Francis (PA)	30 74
309	A	Central Conn. St.	68 62
195	A	Sacred Heart	48 66
334	H	Wagner	69 64
340	A	Fairleigh Dickinson	46 64
309	H	Central Conn. St.	71 76
322	H	St. Francis Brooklyn	54 56
213	A	Robert Morris	42 83

Non-Div I Games:

LIU Brooklyn

Loss, Non-Conf, S Site, H Home A Away N Neutral

Average RPI Win:	130	WON-LOST	WINNING	LAST 10	STRENGTH OF	OPP. STRENGTH	TEAM	ADJ.	CONF.	ADJ CONF.
Average RPI Loss:	22	RECORD	PCT. RANK	GAMES	SCHEDULE	OF SCHEDULE	RPI	RPI	RPI	RPI
DIV. I ONLY	17- 8	80	5- 5	20	12	30	30	2	2	
DIV. I NON-CONF.	11- 2	23	0- 0	64	23	29	29	2	2	
TOTALS	RPI 1-25	RPI 26-50	W-L RECORDS	RPI 51-100	RPI 101-150	RPI 150+				
17- 8	0- 7	4- 0	OVERALL	2- 1	6- 0	5- 0				
11- 3	0- 3	3- 0	HOME	2- 0	3- 0	3- 0				
3- 4	0- 0	0- 0	AWAY	0- 0	2- 0	1- 0				
3- 1	0- 1	1- 0	NEUTRAL	0- 0	1- 0	1- 0				
11- 2	0- 2	3- 0	NON-CONFERENCE	1- 0	2- 0	5- 0				
7- 1	0- 1	2- 0	HOME	1- 0	1- 0	3- 0				
1- 0	0- 0	0- 0	AWAY	0- 0	0- 0	1- 0				
3- 1	0- 1	1- 0	NEUTRAL	0- 0	1- 0	1- 0				
6- 6	0- 5	1- 0	CONFERENCE	1- 1	4- 0	0- 0				
4- 2	0- 2	1- 0	HOME	1- 0	2- 0	0- 0				
2- 4	0- 3	0- 0	AWAY	0- 1	2- 0	0- 0				
0- 0	0- 0	0- 0	NEUTRAL	0- 0	0- 0	0- 0				

RPI 1-25				RPI 26-50				Team's RPI: 30				RPI 51-100				RPI 101+			
RPI	S	Opponent	Score	RPI	S	Opponent	Score	RPI	S	Opponent	Score	RPI	S	Opponent	Score	RPI	S	Opponent	Score
1	H	UConn	53 76	26	H	Missouri	80 71	61	H	Florida	78 67	110	N	North Carolina	70 43				
3	H	South Carolina	61 84	28	N	North Carolina St.	59 58	70	H	Wake Forest	60 57	112	A	Ole Miss	62 51				
4	A	Mississippi St.	48 74	40	H	Tulane	69 51	97	A	Vanderbilt	68 70	123	H	TCU	67 61				
14	A	Tennessee	58 77	44	H	Little Rock	69 49					134	A	Arkansas	53 52				
15	H	Kentucky	42 55									134	H	Arkansas	53 46				
16	A	Texas A&M	52 54									138	H	Alabama	48 41				
22	N	Kansas St.	54 69									155	A	Louisiana Tech	77 73				
												188	H	Rice	66 55				
												220	H	Alabama St.	93 40				
												292	N	UTEP	78 45				
												338	H	Sam Houston St.	89 41				
LAST 12 Division I GAMES:																			
				97	A	Vanderbilt	68 70	15	H	Kentucky	42 55								
				112	A	Ole Miss	62 51	3	H	South Carolina	61 84								
				138	H	Alabama	48 41	26	H	Missouri	80 71								
				14	A	Tennessee	58 77	134	A	Arkansas	53 52								
				134	H	Arkansas	53 46	61	H	Florida	78 67								
				16	A	Texas A&M	52 54	4	A	Mississippi St.	48 74								

Non-Div I Games:

LSU

■ Loss,
■ Non-Conf,
■ S Site,
■ Home
■ A Away
N Neutral

Average RPI Win:	228	WON-LOST	WINNING	LAST 10	STRENGTH OF	OPP. STRENGTH	TEAM	ADJ.	CONF.	ADJ CONF.
Average RPI Loss:	105	RECORD	PCT. RANK	GAMES	SCHEDULE	OF SCHEDULE	RPI	RPI	RPI	RPI
DIV. I ONLY	15- 11	129	6- 4	230	118	164	164	12	12	
DIV. I NON-CONF.	7- 5	137	0- 1	206	183	155	155	12	12	
TOTALS	RPI 1-25	RPI 26-50	W-L RECORDS	RPI 51-100	RPI 101-150	RPI 150+				
15- 11	0- 1	0- 1	OVERALL	2- 4	0- 4	13- 1				
7- 6	0- 0	0- 1	HOME	0- 2	0- 2	7- 1				
7- 5	0- 1	0- 0	AWAY	2- 2	0- 2	5- 0				
1- 0	0- 0	0- 0	NEUTRAL	0- 0	0- 0	1- 0				
7- 5	0- 1	0- 1	NON-CONFERENCE	1- 1	0- 1	6- 1				
4- 2	0- 0	0- 1	HOME	0- 0	0- 0	4- 1				
2- 3	0- 1	0- 0	AWAY	1- 1	0- 1	1- 0				
1- 0	0- 0	0- 0	NEUTRAL	0- 0	0- 0	1- 0				
8- 6	0- 0	0- 0	CONFERENCE	1- 3	0- 3	7- 0				
3- 4	0- 0	0- 0	HOME	0- 2	0- 2	3- 0				
5- 2	0- 0	0- 0	AWAY	1- 1	0- 1	4- 0				
0- 0	0- 0	0- 0	NEUTRAL	0- 0	0- 0	0- 0				

RPI 1-25				RPI 26-50				RPI 51-100				RPI 101+				Team's RPI: 164	
RPI	S	Opponent	Score	RPI	S	Opponent	Score	RPI	S	Opponent	Score	RPI	S	Opponent	Score		
23	A	Temple	70 86	27	H	Harvard	64 66	51	H	George Washington	65 79	105	H	Saint Louis	74 79		
								53	A	Villanova	49 52	117	H	Duquesne	68 76		
								54	A	Dayton	54 51	118	A	Rider	61 74		
								91	A	Penn	58 56	142	A	VCU	56 61		
								100	A	Saint Joseph's	58 67	172	H	Fairfield	68 61		
								100	H	Saint Joseph's	55 75	182	H	George Mason	59 57		
												193	H	American	63 59		
												208	A	UNCW	64 48		
												215	N	Miami (OH)	79 70		
												227	A	St. Bonaventure	57 45		
												230	A	Richmond	63 58		
												273	A	Davidson	65 58		
												291	H	Massachusetts	68 64		
												308	A	Rhode Island	58 49		
												308	H	Rhode Island	70 51		
												315	H	Lafayette	49 56		
												318	H	UMKC	64 59		
												348	H	Delaware St.	78 38		
LAST 12 Division I GAMES:																	
105	H	Saint Louis	74 79	291	H	Massachusetts	68 64										
100	A	Saint Joseph's	58 67	273	A	Davidson	65 58										
227	A	St. Bonaventure	57 45	230	A	Richmond	63 58										
51	H	George Washington	65 79	100	H	Saint Joseph's	55 75										
308	A	Rhode Island	58 49	27	H	Harvard	64 66										
182	H	George Mason	59 57	308	H	Rhode Island	70 51										

Non-Div I Games:

La Salle

■ Loss,
■ Non-Conf,
■ S Site,
■ H Home
■ A Away
N Neutral

Average RPI Win:	309	WON-LOST	WINNING	LAST 10	STRENGTH OF	OPP. STRENGTH	TEAM	ADJ.	CONF.	ADJ CONF.
Average RPI Loss:	188	RECORD	PCT. RANK	GAMES	SCHEDULE	OF SCHEDULE	RPI	RPI	RPI	RPI
DIV. I ONLY	3- 19	331	2- 8	273	267	332	332	21	21	
DIV. I NON-CONF.	1- 8	314	0- 0	310	317	341	341	19	19	
TOTALS	RPI 1-25	RPI 26-50	W-L RECORDS	RPI 51-100	RPI 101-150	RPI 150+				
3- 19	0- 0	0- 2	OVERALL	0- 1	0- 3	3- 13				
2- 8	0- 0	0- 1	HOME	0- 0	0- 1	2- 6				
1- 11	0- 0	0- 1	AWAY	0- 1	0- 2	1- 7				
0- 0	0- 0	0- 0	NEUTRAL	0- 0	0- 0	0- 0				
1- 8	0- 0	0- 0	NON-CONFERENCE	0- 0	0- 2	1- 6				
0- 4	0- 0	0- 0	HOME	0- 0	0- 0	0- 4				
1- 4	0- 0	0- 0	AWAY	0- 0	0- 2	1- 2				
0- 0	0- 0	0- 0	NEUTRAL	0- 0	0- 0	0- 0				
2- 11	0- 0	0- 2	CONFERENCE	0- 1	0- 1	2- 7				
2- 4	0- 0	0- 1	HOME	0- 0	0- 1	2- 2				
0- 7	0- 0	0- 1	AWAY	0- 1	0- 0	0- 5				
0- 0	0- 0	0- 0	NEUTRAL	0- 0	0- 0	0- 0				

RPI S	Opponent	Score	RPI S	Opponent	Score	RPI S	Opponent	Score	RPI S	Opponent	Score	Team's RPI: 332
44	A Little Rock	34 78	44	H Little Rock	47 92	98	A UT Arlington	59 93	108	H Troy	67 94	
									112	A Ole Miss	40 97	
									134	A Arkansas	46 92	
									155	H Louisiana Tech	53 73	
									161	A Louisiana	57 67	
									176	A Texas St.	50 63	
									188	H Rice	50 93	
									219	H Grambling	54 59	
									233	H South Ala.	44 74	
									237	A Ga. Southern	65 76	
									237	H Ga. Southern	44 65	
									259	A Georgia St.	35 87	
									259	H Georgia St.	72 63	
									266	H McNeese	52 78	
									289	A Northwestern St.	65 67	
									293	A Nicholls St.	54 73	
									323	A Arkansas St.	56 71	
									323	H Arkansas St.	59 51	
									345	A Houston Baptist	77 65	
LAST 12 Division I GAMES:												
233	H South Ala.	44 74	98	A UT Arlington	59 93							
108	H Troy	67 94	176	A Texas St.	50 63							
237	A Ga. Southern	65 76	259	H Georgia St.	72 63							
259	A Georgia St.	35 87	237	H Ga. Southern	44 65							
323	H Arkansas St.	59 51	161	A Louisiana	57 67							
44	H Little Rock	47 92	44	A Little Rock	34 78							

Non-Div I Games: Centenary (LA) 83 39 LSU-Alexandria 73 61

La.-Monroe

■ Loss,
 ■ Non-Conf,
 ■ S Site,
 ■ H Home
 ■ A Away
 N Neutral

Average RPI Win:	242	WON-LOST	WINNING	LAST 10	STRENGTH OF	OPP. STRENGTH	TEAM	ADJ.	CONF.	ADJ CONF.
Average RPI Loss:	173	RECORD	PCT. RANK	GAMES	SCHEDULE	OF SCHEDULE	RPI	RPI	RPI	RPI
DIV. I ONLY	2- 24	345	1- 9	137	252	315	315	24	24	
DIV. I NON-CONF.	1- 11	330	0- 0	39	165	239	239	25	25	
TOTALS	RPI 1-25	RPI 26-50	W-L RECORDS	RPI 51-100	RPI 101-150	RPI 150+				
2- 24	0- 1	0- 0	OVERALL	0- 4	0- 5	2- 14				
0- 10	0- 0	0- 0	HOME	0- 2	0- 1	0- 7				
2- 11	0- 1	0- 0	AWAY	0- 1	0- 4	2- 5				
0- 3	0- 0	0- 0	NEUTRAL	0- 1	0- 0	0- 2				
1- 11	0- 1	0- 0	NON-CONFERENCE	0- 4	0- 3	1- 3				
0- 3	0- 0	0- 0	HOME	0- 2	0- 0	0- 1				
1- 5	0- 1	0- 0	AWAY	0- 1	0- 3	1- 0				
0- 3	0- 0	0- 0	NEUTRAL	0- 1	0- 0	0- 2				
1- 13	0- 0	0- 0	CONFERENCE	0- 0	0- 2	1- 11				
0- 7	0- 0	0- 0	HOME	0- 0	0- 1	0- 6				
1- 6	0- 0	0- 0	AWAY	0- 0	0- 1	1- 5				
0- 0	0- 0	0- 0	NEUTRAL	0- 0	0- 0	0- 0				

RPI 1-25				RPI 26-50				RPI 51-100				RPI 101+ Team's RPI: 315			
RPI	S	Opponent	Score	RPI	S	Opponent	Score	RPI	S	Opponent	Score	RPI	S	Opponent	Score
13	A	Louisville	48 92					66	H	Drexel	39 81	117	A	Duquesne	52 67
								74	A	St. John's (NY)	46 64	118	A	Rider	58 76
								80	N	Chattanooga	43 68	126	A	Navy	41 76
								91	H	Penn	47 64	126	H	Navy	65 68
												131	A	Princeton	27 65
												158	A	Army West Point	73 76
												158	H	Army West Point	55 63
												164	A	La Salle	56 49
												170	N	Hampton	55 58
												193	A	American	45 75
												193	H	American	52 76
												213	H	Robert Morris	51 62
												244	A	Boston U.	50 68
												244	H	Boston U.	58 75
												246	A	Loyola Maryland	47 75
												246	H	Loyola Maryland	55 60
												252	A	Colgate	69 76
												271	N	Bowling Green	42 69
												294	H	Lehigh	53 56
												319	A	Holy Cross	85 70
												319	H	Holy Cross	61 67
LAST 12 Division I GAMES:															
193	A	American	45 75	294	H	Lehigh	53 56								
126	H	Navy	65 68	193	H	American	52 76								
319	A	Holy Cross	85 70	126	A	Navy	41 76								
244	H	Boston U.	58 75	319	H	Holy Cross	61 67								
158	H	Army West Point	55 63	244	A	Boston U.	50 68								
246	A	Loyola Maryland	47 75	158	A	Army West Point	73 76								

Non-Div I Games:

Lafayette

Average RPI Win:	281	WON-LOST	WINNING	LAST 10	STRENGTH OF	OPP. STRENGTH	TEAM	ADJ.	CONF.	ADJ CONF.
Average RPI Loss:	96	RECORD	PCT. RANK	GAMES	SCHEDULE	OF SCHEDULE	RPI	RPI	RPI	RPI
DIV. I ONLY	14- 6	67	7- 3	316	231	136	136	27	27	
DIV. I NON-CONF.	3- 3	165	0- 0	214	7	130	130	27	27	
TOTALS	RPI 1-25	RPI 26-50	W-L RECORDS	RPI 51-100	RPI 101-150	RPI 150+				
14- 6	0- 2	0- 1	OVERALL	0- 1	1- 1	13- 1				
9- 0	0- 0	0- 0	HOME	0- 0	0- 0	9- 0				
5- 6	0- 2	0- 1	AWAY	0- 1	1- 1	4- 1				
0- 0	0- 0	0- 0	NEUTRAL	0- 0	0- 0	0- 0				
3- 3	0- 2	0- 1	NON-CONFERENCE	0- 0	0- 0	3- 0				
2- 0	0- 0	0- 0	HOME	0- 0	0- 0	2- 0				
1- 3	0- 2	0- 1	AWAY	0- 0	0- 0	1- 0				
0- 0	0- 0	0- 0	NEUTRAL	0- 0	0- 0	0- 0				
11- 3	0- 0	0- 0	CONFERENCE	0- 1	1- 1	10- 1				
7- 0	0- 0	0- 0	HOME	0- 0	0- 0	7- 0				
4- 3	0- 0	0- 0	AWAY	0- 1	1- 1	3- 1				
0- 0	0- 0	0- 0	NEUTRAL	0- 0	0- 0	0- 0				

RPI 1-25				RPI 26-50				RPI 51-100				RPI 101+ Team's RPI: 136			
RPI	S	Opponent	Score	RPI	S	Opponent	Score	RPI	S	Opponent	Score	RPI	S	Opponent	Score
9	A	Oregon St.	56 88	35	A	Oregon	67 84	94	A	SFA	66 74	111	A	Central Ark.	70 56
22	A	Kansas St.	43 68									121	A	Abilene Christian	59 77
												209	A	New Orleans	66 55
												209	H	New Orleans	73 42
												245	A	Canisius	65 51
												266	H	McNeese	79 57
												289	H	Northwestern St.	73 60
												293	A	Nicholls St.	67 78
												301	H	A&M-Corpus Christi	65 49
												304	H	Northern Ariz.	75 60
												320	H	Loyola Chicago	76 50
												330	H	Southeastern La.	86 68
												333	H	Incarinate Word	83 54
												338	A	Sam Houston St.	70 44
												338	H	Sam Houston St.	84 51
												345	A	Houston Baptist	81 53
LAST 12 Division I GAMES:															
345	A	Houston Baptist	81 53	301	H	A&M-Corpus Christi	65 49								
94	A	SFA	66 74	293	A	Nicholls St.	67 78								
338	H	Sam Houston St.	84 51	338	A	Sam Houston St.	70 44								
266	H	McNeese	79 57	121	A	Abilene Christian	59 77								
209	A	New Orleans	66 55	333	H	Incarinate Word	83 54								
289	H	Northwestern St.	73 60	330	H	Southeastern La.	86 68								

Non-Div I Games: St. Thomas (TX) 95 49 Louisiana Col. 94 55 Howard Payne 93 56 Southwestern (TX) 87 41

Lamar University

Loss, Non-Conf, S Site, H Home A Away N Neutral

Average RPI Win: 292	WON-LOST	WINNING	LAST 10	STRENGTH OF	OPP. STRENGTH	TEAM	ADJ.	CONF.	ADJ CONF.
Average RPI Loss: 166	RECORD	PCT. RANK	GAMES	SCHEDULE	OF SCHEDULE	RPI	RPI	RPI	RPI
DIV. I ONLY	7- 17	284	3- 7	203	309	294	294	24	24
DIV. I NON-CONF.	4- 6	209	0- 0	196	326	252	252	25	25
TOTALS	RPI 1-25	RPI 26-50	W-L RECORDS	RPI 51-100	RPI 101-150	RPI 150+			
7- 17	0- 0	0- 0	OVERALL	0- 4	0- 4	7- 9			
5- 8	0- 0	0- 0	HOME	0- 1	0- 2	5- 5			
2- 9	0- 0	0- 0	AWAY	0- 3	0- 2	2- 4			
0- 0	0- 0	0- 0	NEUTRAL	0- 0	0- 0	0- 0			
4- 6	0- 0	0- 0	NON-CONFERENCE	0- 2	0- 2	4- 2			
3- 3	0- 0	0- 0	HOME	0- 0	0- 1	3- 2			
1- 3	0- 0	0- 0	AWAY	0- 2	0- 1	1- 0			
0- 0	0- 0	0- 0	NEUTRAL	0- 0	0- 0	0- 0			
3- 11	0- 0	0- 0	CONFERENCE	0- 2	0- 2	3- 7			
2- 5	0- 0	0- 0	HOME	0- 1	0- 1	2- 3			
1- 6	0- 0	0- 0	AWAY	0- 1	0- 1	1- 4			
0- 0	0- 0	0- 0	NEUTRAL	0- 0	0- 0	0- 0			

RPI S	Opponent	Score	RPI S	Opponent	Score	RPI S	Opponent	Score	RPI S	Opponent	Score	Team's RPI: 294
						53	A Villanova	37 59	117	A Duquesne	49 63	
						68	A California	63 96	118	H Rider	68 75	
						72	A Bucknell	54 73	126	A Navy	44 79	
						72	H Bucknell	58 77	126	H Navy	64 66	
									158	H Army West Point	71 75	
									193	A American	51 68	
									193	H American	58 70	
									195	H Sacred Heart	68 62	
									211	H Monmouth	62 73	
									244	A Boston U.	50 64	
									244	H Boston U.	64 69	
									246	A Loyola Maryland	58 62	
									246	H Loyola Maryland	86 69	
									254	H Norfolk St.	57 81	
									303	A Mt. St. Mary's	74 57	
									315	A Lafayette	56 53	
									317	H NJIT	84 52	
									319	A Holy Cross	47 65	
									319	H Holy Cross	80 64	
									348	H Delaware St.	91 80	
LAST 12 Division I GAMES:												
			126	A Navy	44 79		315	A Lafayette	56 53			
			319	H Holy Cross	80 64		126	H Navy	64 66			
			72	A Bucknell	54 73		319	A Holy Cross	47 65			
			193	H American	58 70		72	H Bucknell	58 77			
			246	H Loyola Maryland	86 69		193	A American	51 68			
			244	A Boston U.	50 64		246	A Loyola Maryland	58 62			

Non-Div I Games: East Stroudsburg 78 72

Lehigh

■ Loss,
 ■ Non-Conf, S Site,
 ■ Home
 ■ Away
 N Neutral

Liberty

Through Games Of Feb. 15, 2017

Average RPI Win:	255	WON-LOST	WINNING	LAST 10	STRENGTH OF	OPP. STRENGTH	TEAM	ADJ.	CONF.	ADJ CONF.
Average RPI Loss:	174	RECORD	PCT. RANK	GAMES	SCHEDULE	OF SCHEDULE	RPI	RPI	RPI	RPI
DIV. I ONLY	8- 15	252	5- 5	169	313	249	249	28	28	
DIV. I NON-CONF.	0- 10	335	0- 0	59	234	304	304	28	28	
TOTALS	RPI 1-25	RPI 26-50	W-L RECORDS	RPI 51-100	RPI 101-150	RPI 150+				
8- 15	0- 1	0- 1	OVERALL	0- 1	1- 3	7- 9				
6- 3	0- 1	0- 1	HOME	0- 0	1- 0	5- 1				
2- 8	0- 0	0- 0	AWAY	0- 0	0- 2	2- 6				
0- 4	0- 0	0- 0	NEUTRAL	0- 1	0- 1	0- 2				
0- 10	0- 1	0- 1	NON-CONFERENCE	0- 1	0- 2	0- 5				
0- 3	0- 1	0- 1	HOME	0- 0	0- 0	0- 1				
0- 3	0- 0	0- 0	AWAY	0- 0	0- 1	0- 2				
0- 4	0- 0	0- 0	NEUTRAL	0- 1	0- 1	0- 2				
8- 5	0- 0	0- 0	CONFERENCE	0- 0	1- 1	7- 4				
6- 0	0- 0	0- 0	HOME	0- 0	1- 0	5- 0				
2- 5	0- 0	0- 0	AWAY	0- 0	0- 1	2- 4				
0- 0	0- 0	0- 0	NEUTRAL	0- 0	0- 0	0- 0				

RPI 1-25				RPI 26-50				RPI 51-100				RPI 101+ Team's RPI: 249			
RPI	S	Opponent	Score	RPI	S	Opponent	Score	RPI	S	Opponent	Score	RPI	S	Opponent	Score
10	H	Duke	38 98	39	H	James Madison	48 62	54	N	Dayton	53 82	111	N	Central Ark.	41 61
												126	A	Navy	66 67
												135	A	Radford	68 76
												135	H	Radford	49 48
												157	A	UTSA	64 80
												196	H	Appalachian St.	57 66
												206	N	UMBC	51 62
												210	A	Campbell	58 52
												222	A	Presbyterian	55 56
												222	H	Presbyterian	68 60
												230	N	Richmond	54 63
												235	A	UNC Asheville	54 64
												236	A	Charleston So.	81 72
												265	A	High Point	69 78
												265	H	High Point	81 74
												307	A	Gardner-Webb	82 84
												307	H	Gardner-Webb	66 63
												311	A	Valparaiso	68 70
												328	H	Winthrop	80 51
												336	H	Longwood	92 47
LAST 12 Division I GAMES:															
265	A	High Point	69 78	135	A	Radford	68 76								
222	A	Presbyterian	55 56	235	A	UNC Asheville	54 64								
135	H	Radford	49 48	336	H	Longwood	92 47								
307	H	Gardner-Webb	66 63	307	A	Gardner-Webb	82 84								
210	A	Campbell	58 52	222	H	Presbyterian	68 60								
328	H	Winthrop	80 51	265	H	High Point	81 74								

Non-Div I Games: West Liberty 64 38

Liberty

Loss, Non-Conf, S Site, H Home A Away N Neutral

RPI 1-25			RPI 26-50			RPI 51-100			RPI 101+ Team's RPI: 296					
RPI	S	Opponent	Score	RPI	S	Opponent	Score	RPI	S	Opponent	Score			
								75	A	Belmont	62 100			
								81	A	Western Ky.	35 87			
								90	A	Jacksonville	60 84			
								96	A	FGCU	50 98			
								96	H	FGCU	63 90			
											105	H	Saint Louis	38 83
											112	A	Ole Miss	49 76
											119	A	Stetson	60 66
											119	H	Stetson	66 91
											131	H	Princeton	43 71
											138	A	Alabama	35 82
											144	A	Ball St.	78 74
											191	A	Morehead St.	53 73
											232	A	Murray St.	59 79
											236	H	Charleston So.	52 67
											246	A	Loyola Maryland	30 74
											260	H	Tennessee Tech	71 69
											268	H	Tennessee St.	71 77
											270	A	Southeast Mo. St.	63 79
											274	H	Kennesaw St.	55 70
											275	A	North Florida	60 58
											317	A	NJIT	68 76
											317	H	NJIT	53 76
											321	A	USC Upstate	75 89
											321	H	USC Upstate	84 77
LAST 12 Division I GAMES:														
				96	A	FGCU	50 98	90	A	Jacksonville	60 84			
				119	A	Stetson	60 66	275	A	North Florida	60 58			
				321	A	USC Upstate	75 89	119	H	Stetson	66 91			
				317	H	NJIT	53 76	96	H	FGCU	63 90			
				321	H	USC Upstate	84 77	274	H	Kennesaw St.	55 70			
				317	A	NJIT	68 76	131	H	Princeton	43 71			

Lipscomb

Page 145

Little Rock

Through Games Of Feb. 15, 2017

Average RPI Win:	200	WON-LOST	WINNING	LAST 10	STRENGTH OF	OPP. STRENGTH	TEAM	ADJ.	CONF.	ADJ CONF.
Average RPI Loss:	58	RECORD	PCT. RANK	GAMES	SCHEDULE	OF SCHEDULE	RPI	RPI	RPI	RPI
DIV. I ONLY	18- 7	60	3- 2	83	131	44	44	21	21	
DIV. I NON-CONF.	6- 6	165	0- 1	12	23	53	53	19	19	
TOTALS	RPI 1-25	RPI 26-50	W-L RECORDS	RPI 51-100	RPI 101-150	RPI 150+				
18- 7	0- 3	0- 2	OVERALL	1- 0	5- 1	12- 1				
10- 2	0- 2	0- 0	HOME	0- 0	3- 0	7- 0				
8- 5	0- 1	0- 2	AWAY	1- 0	2- 1	5- 1				
0- 0	0- 0	0- 0	NEUTRAL	0- 0	0- 0	0- 0				
6- 6	0- 3	0- 2	NON-CONFERENCE	0- 0	4- 1	2- 0				
3- 2	0- 2	0- 0	HOME	0- 0	2- 0	1- 0				
3- 4	0- 1	0- 2	AWAY	0- 0	2- 1	1- 0				
0- 0	0- 0	0- 0	NEUTRAL	0- 0	0- 0	0- 0				
12- 1	0- 0	0- 0	CONFERENCE	1- 0	1- 0	10- 1				
7- 0	0- 0	0- 0	HOME	0- 0	1- 0	6- 0				
5- 1	0- 0	0- 0	AWAY	1- 0	0- 0	4- 1				
0- 0	0- 0	0- 0	NEUTRAL	0- 0	0- 0	0- 0				

RPI 1-25				RPI 26-50				Team's RPI: 44				RPI 51-100				RPI 101+			
RPI	S	Opponent	Score	RPI	S	Opponent	Score	RPI	S	Opponent	Score	RPI	S	Opponent	Score	RPI	S	Opponent	Score
4	H	Mississippi St.	44 58	30	A	LSU	49 69	98	A	UT Arlington	58 49	105	H	Saint Louis	56 43				
16	H	Texas A&M	37 55	34	A	Green Bay	31 57					108	H	Troy	77 74				
17	A	Oklahoma	58 68									127	A	Fordham	43 65				
												140	A	Memphis	54 44				
												146	H	Oral Roberts	56 50				
												150	A	Missouri St.	58 47				
												154	A	Tulsa	63 58				
												161	A	Louisiana	82 64				
												161	H	Louisiana	64 60				
												176	A	Texas St.	47 64				
												196	A	Appalachian St.	77 69				
												196	H	Appalachian St.	67 55				
												204	H	North Texas	55 44				
												233	H	South Ala.	71 54				
												278	A	Coastal Caro.	74 66				
												278	H	Coastal Caro.	79 47				
												323	H	Arkansas St.	73 59				
												332	A	La.-Monroe	92 47				
												332	H	La.-Monroe	78 34				
LAST 12 Division I GAMES:																			
127	A	Fordham	43 65	332	A	La.-Monroe	92 47												
176	A	Texas St.	47 64	233	H	South Ala.	71 54												
98	A	UT Arlington	58 49	108	H	Troy	77 74												
278	H	Coastal Caro.	79 47	323	H	Arkansas St.	73 59												
196	H	Appalachian St.	67 55	196	A	Appalachian St.	77 69												
161	A	Louisiana	82 64	278	A	Coastal Caro.	74 66												

Non-Div I Games:

Little Rock

Loss, Non-Conf, S Site, H Home A Away N Neutral

Average RPI Win:	222	WON-LOST	WINNING	LAST 10	STRENGTH OF	OPP. STRENGTH	TEAM	ADJ.	CONF.	ADJ CONF.
Average RPI Loss:	102	RECORD	PCT. RANK	GAMES	SCHEDULE	OF SCHEDULE	RPI	RPI	RPI	RPI
DIV. I ONLY	16- 8	85	8- 2	190	169	107	107	25	25	
DIV. I NON-CONF.	8- 6	141	1- 1	122	87	103	103	24	24	
TOTALS	RPI 1-25	RPI 26-50	W-L RECORDS	RPI 51-100	RPI 101-150	RPI 150+				
16- 8	0- 1	1- 1	OVERALL	0- 3	2- 0	13- 3				
8- 1	0- 1	0- 0	HOME	0- 0	1- 0	7- 0				
6- 4	0- 0	0- 0	AWAY	0- 1	1- 0	5- 3				
2- 3	0- 0	1- 1	NEUTRAL	0- 2	0- 0	1- 0				
8- 6	0- 1	1- 1	NON-CONFERENCE	0- 3	0- 0	7- 1				
3- 1	0- 1	0- 0	HOME	0- 0	0- 0	3- 0				
3- 2	0- 0	0- 0	AWAY	0- 1	0- 0	3- 1				
2- 3	0- 0	1- 1	NEUTRAL	0- 2	0- 0	1- 0				
8- 2	0- 0	0- 0	CONFERENCE	0- 0	2- 0	6- 2				
5- 0	0- 0	0- 0	HOME	0- 0	1- 0	4- 0				
3- 2	0- 0	0- 0	AWAY	0- 0	1- 0	2- 2				
0- 0	0- 0	0- 0	NEUTRAL	0- 0	0- 0	0- 0				

RPI 1-25				RPI 26-50				RPI 51-100				RPI 101+ Team's RPI: 107			
RPI	S	Opponent	Score	RPI	S	Opponent	Score	RPI	S	Opponent	Score	RPI	S	Opponent	Score
10	H	Duke	46 83	33	N	South Fla.	73 68	57	A	Southern California	74 82	103	A	UC Davis	64 51
				45	N	Quinnipiac	60 63	61	N	Florida	53 83	103	H	UC Davis	64 62
								75	N	Oklahoma St.	57 63	156	A	San Francisco	71 73
												166	A	CSUN	56 63
												174	H	UC Riverside	55 51
												175	H	Houston	65 55
												178	H	Columbia	73 60
												212	A	Loyola Marymount	81 78
												218	H	Pacific	66 58
												242	A	UC Santa Barbara	60 65
												244	N	Boston U.	61 48
												258	H	Cal Poly	83 80
												263	H	Hawaii	68 57
												286	A	Nevada	97 93
												290	A	Pepperdine	44 41
												327	A	UC Irvine	68 63
												341	A	Cal St. Fullerton	65 48
												341	H	Cal St. Fullerton	84 55
LAST 12 Division I GAMES:															
341	H	Cal St. Fullerton	84 55	242	A	UC Santa Barbara	60 65								
327	A	UC Irvine	68 63	258	H	Cal Poly	83 80								
166	A	CSUN	56 63	103	A	UC Davis	64 51								
174	H	UC Riverside	55 51	263	H	Hawaii	68 57								
341	A	Cal St. Fullerton	65 48	178	H	Columbia	73 60								
103	H	UC Davis	64 62	45	N	Quinnipiac	60 63								

Non-Div I Games: Biola 76 48

Long Beach St.

■ Loss,
 ■ Non-Conf,
 ■ S Site,
 ■ Home
 ■ A Away
 N Neutral

Average RPI Win:	340	WON-LOST	WINNING	LAST 10	STRENGTH OF	OPP. STRENGTH	TEAM	ADJ.	CONF.	ADJ CONF.
Average RPI Loss:	205	RECORD	PCT. RANK	GAMES	SCHEDULE	OF SCHEDULE	RPI	RPI	RPI	RPI
DIV. I ONLY	3- 19	331	1- 9	280	336	336	336	28	28	
DIV. I NON-CONF.	2- 7	284	0- 0	189	334	274	274	28	28	
TOTALS	RPI 1-25	RPI 26-50	W-L RECORDS	RPI 51-100	RPI 101-150	RPI 150+				
3- 19	0- 1	0- 2	OVERALL	0- 0	0- 3	3- 13				
2- 7	0- 0	0- 0	HOME	0- 0	0- 1	2- 6				
1- 12	0- 0	0- 1	AWAY	0- 0	0- 1	1- 2				
0- 0	0- 0	0- 0	NEUTRAL	0- 0	0- 0	0- 0				
2- 7	0- 1	0- 2	NON-CONFERENCE	0- 0	0- 1	2- 3				
1- 1	0- 0	0- 0	HOME	0- 0	0- 0	1- 1				
1- 6	0- 1	0- 2	AWAY	0- 0	0- 1	1- 2				
0- 0	0- 0	0- 0	NEUTRAL	0- 0	0- 0	0- 0				
1- 12	0- 0	0- 0	CONFERENCE	0- 0	0- 2	1- 10				
1- 6	0- 0	0- 0	HOME	0- 0	0- 1	1- 5				
0- 6	0- 0	0- 0	AWAY	0- 0	0- 1	0- 5				
0- 0	0- 0	0- 0	NEUTRAL	0- 0	0- 0	0- 0				

RPI 1-25				RPI 26-50				RPI 51-100				RPI 101+ Team's RPI: 336			
RPI	S	Opponent	Score	RPI	S	Opponent	Score	RPI	S	Opponent	Score	RPI	S	Opponent	Score
10	A	Duke	48 105	43	A	Marquette	37 87					104	A	Charlotte	41 66
				50	A	West Virginia	40 107					135	A	Radford	55 73
												135	H	Radford	34 74
												210	A	Campbell	50 74
												210	H	Campbell	54 66
												222	A	Presbyterian	55 65
												235	H	UNC Asheville	53 80
												236	H	Charleston So.	47 62
												249	A	Liberty	47 92
												250	A	Marshall	50 70
												254	H	Norfolk St.	56 85
												265	H	High Point	49 80
												307	A	Gardner-Webb	55 89
												307	H	Gardner-Webb	43 77
												328	A	Winthrop	72 78
												328	H	Winthrop	83 78
												340	A	Fairleigh Dickinson	59 75
												343	A	UMass Lowell	72 59
												348	H	Delaware St.	88 77
LAST 12 Division I GAMES:															
135	H	Radford	34 74	328	A	Winthrop	72 78								
328	H	Winthrop	83 78	210	H	Campbell	54 66								
307	A	Gardner-Webb	55 89	249	A	Liberty	47 92								
210	A	Campbell	50 74	135	A	Radford	55 73								
265	H	High Point	49 80	307	H	Gardner-Webb	43 77								
236	H	Charleston So.	47 62	235	H	UNC Asheville	53 80								

Non-Div I Games: West Va. Tech 58 76 Milligan 71 47

Longwood

Loss, Non-Conf, S Site, H Home A Away N Neutral

Average RPI Win:	258	WON-LOST	WINNING	LAST 10	STRENGTH OF	OPP. STRENGTH	TEAM	ADJ.	CONF.	ADJ CONF.
Average RPI Loss:	112	RECORD	PCT. RANK	GAMES	SCHEDULE	OF SCHEDULE	RPI	RPI	RPI	RPI
DIV. I ONLY	12- 8	114	6- 4	223	209	161	161	21	21	
DIV. I NON-CONF.	4- 3	141	0- 0	198	140	163	163	19	19	
TOTALS	RPI 1-25	RPI 26-50	W-L RECORDS	RPI 51-100	RPI 101-150	RPI 150+				
12- 8	0- 1	0- 2	OVERALL	0- 1	1- 1	11- 3				
8- 2	0- 0	0- 1	HOME	0- 0	1- 0	7- 1				
3- 5	0- 0	0- 1	AWAY	0- 0	0- 1	3- 0				
1- 1	0- 1	0- 0	NEUTRAL	0- 0	0- 0	1- 0				
4- 3	0- 1	0- 0	NON-CONFERENCE	0- 0	0- 1	4- 1				
2- 1	0- 0	0- 0	HOME	0- 0	0- 0	2- 1				
1- 1	0- 0	0- 0	AWAY	0- 0	0- 1	1- 0				
1- 1	0- 1	0- 0	NEUTRAL	0- 0	0- 0	1- 0				
8- 5	0- 0	0- 2	CONFERENCE	0- 1	1- 0	7- 2				
6- 1	0- 0	0- 1	HOME	0- 0	1- 0	5- 0				
2- 4	0- 0	0- 1	AWAY	0- 1	0- 0	2- 2				
0- 0	0- 0	0- 0	NEUTRAL	0- 0	0- 0	0- 0				

RPI 1-25				RPI 26-50				RPI 51-100				RPI 101+ Team's RPI: 161			
RPI	S	Opponent	Score	RPI	S	Opponent	Score	RPI	S	Opponent	Score	RPI	S	Opponent	Score
2	N	Notre Dame	51 91	44	A	Little Rock	60 64	98	A	UT Arlington	66 79	108	H	Troy	80 72
				44	H	Little Rock	64 82					120	A	Southern Miss.	49 71
												155	H	Louisiana Tech	80 72
												175	H	Houston	64 69
												176	A	Texas St.	40 62
												233	H	South Ala.	62 38
												237	A	Ga. Southern	60 63
												237	H	Ga. Southern	79 52
												259	A	Georgia St.	70 64
												259	H	Georgia St.	72 65
												266	A	McNeese	77 70
												270	N	Southeast Mo. St.	82 78
												323	A	Arkansas St.	80 72
												323	H	Arkansas St.	72 60
												330	H	Southeastern La.	86 77
												332	H	La.-Monroe	67 57
LAST 12 Division I GAMES:															
108	H	Troy	80 72	176	A	Texas St.	40 62								
233	H	South Ala.	62 38	98	A	UT Arlington	66 79								
259	A	Georgia St.	70 64	237	H	Ga. Southern	79 52								
237	A	Ga. Southern	60 63	259	H	Georgia St.	72 65								
44	H	Little Rock	64 82	332	H	La.-Monroe	67 57								
323	H	Arkansas St.	72 60	323	A	Arkansas St.	80 72								

Non-Div I Games: Xavier (LA) 74 55 Southern-N.O. 87 57

Louisiana

Loss, Non-Conf, S Site, H Home A Away N Neutral

Average RPI Win:	217	WON-LOST	WINNING	LAST 10	STRENGTH OF	OPP. STRENGTH	TEAM	ADJ.	CONF.	ADJ CONF.
Average RPI Loss:	118	RECORD	PCT. RANK	GAMES	SCHEDULE	OF SCHEDULE	RPI	RPI	RPI	RPI
DIV. I ONLY	12- 11	160	7- 3	144	143	155	155	15	15	
DIV. I NON-CONF.	4- 6	209	0- 0	172	174	202	202	16	16	
TOTALS	RPI 1-25	RPI 26-50	W-L RECORDS	RPI 51-100	RPI 101-150	RPI 150+				
12- 11	0- 0	0- 2	OVERALL	0- 3	2- 3	10- 3				
7- 5	0- 0	0- 2	HOME	0- 2	2- 1	5- 0				
5- 6	0- 0	0- 0	AWAY	0- 1	0- 2	5- 3				
0- 0	0- 0	0- 0	NEUTRAL	0- 0	0- 0	0- 0				
4- 6	0- 0	0- 2	NON-CONFERENCE	0- 1	0- 2	4- 1				
2- 3	0- 0	0- 2	HOME	0- 1	0- 0	2- 0				
2- 3	0- 0	0- 0	AWAY	0- 0	0- 2	2- 1				
0- 0	0- 0	0- 0	NEUTRAL	0- 0	0- 0	0- 0				
8- 5	0- 0	0- 0	CONFERENCE	0- 2	2- 1	6- 2				
5- 2	0- 0	0- 0	HOME	0- 1	2- 1	3- 0				
3- 3	0- 0	0- 0	AWAY	0- 1	0- 0	3- 2				
0- 0	0- 0	0- 0	NEUTRAL	0- 0	0- 0	0- 0				

RPI S	Opponent	Score	RPI S	Opponent	Score	RPI S	Opponent	Score	RPI S	Opponent	Score	Team's RPI: 155
30	H LSU	73 77	65	H Middle Tenn.	65 79	104	H Charlotte	80 54				
37	H Auburn	66 76	81	A Western Ky.	58 67	108	A Clemson	67 78				
			94	H SFA	58 60	120	H Southern Miss.	72 61				
						130	H Old Dominion	64 69				
						140	A Memphis	54 56				
						157	A UTSA	61 63				
						157	H UTSA	77 71				
						161	A Louisiana	72 80				
						183	H UAB	64 63				
						188	A Rice	70 67				
						204	A North Texas	72 65				
						219	H Grambling	69 55				
						250	A Marshall	72 54				
						266	A McNeese	66 56				
						292	A UTEP	62 69				
						292	H UTEP	69 61				
						293	H Nicholls St.	68 52				
						332	A La.-Monroe	73 53				
LAST 12 Division I GAMES:												
157	H UTSA	77 71	204	A North Texas	72 65							
292	H UTEP	69 61	188	A Rice	70 67							
250	A Marshall	72 54	130	H Old Dominion	64 69							
81	A Western Ky.	58 67	104	H Charlotte	80 54							
65	H Middle Tenn.	65 79	157	A UTSA	61 63							
183	H UAB	64 63	292	A UTEP	62 69							

Non-Div I Games: LSU-Alexandria 103 63

Louisiana Tech

Average RPI Win: 118		WON-LOST	WINNING	LAST 10	STRENGTH OF	OPP. STRENGTH	TEAM	ADJ.	CONF.	ADJ CONF.
Average RPI Loss: 12		RECORD	PCT. RANK	GAMES	SCHEDULE	OF SCHEDULE	RPI	RPI	RPI	RPI
DIV. I ONLY		22- 6	28	7- 3	15	22	13	13	3	3
DIV. I NON-CONF.		13- 2	20	1- 0	41	28	12	12	4	4
TOTALS		RPI 1-25	RPI 26-50	W-L RECORDS		RPI 51-100	RPI 101-150	RPI 150+		
22- 6	2- 5		4- 1	OVERALL		7- 0	1- 0	8- 0		
14- 2	2- 1		3- 1	HOME		3- 0	0- 0	6- 0		
8- 3	0- 3		1- 0	AWAY		4- 0	1- 0	2- 0		
0- 1	0- 1		0- 0	NEUTRAL		0- 0	0- 0	0- 0		
13- 2	1- 2		2- 0	NON-CONFERENCE		5- 0	0- 0	5- 0		
9- 1	1- 1		1- 0	HOME		3- 0	0- 0	4- 0		
4- 0	0- 0		1- 0	AWAY		2- 0	0- 0	1- 0		
0- 1	0- 1		0- 0	NEUTRAL		0- 0	0- 0	0- 0		
9- 4	1- 3		2- 1	CONFERENCE		2- 0	1- 0	3- 0		
5- 1	1- 0		2- 1	HOME		0- 0	0- 0	2- 0		
4- 3	0- 3		0- 0	AWAY		2- 0	1- 0	1- 0		
0- 0	0- 0		0- 0	NEUTRAL		0- 0	0- 0	0- 0		

RPI 1-25				Team's RPI: 13		RPI 26-50				RPI 51-100				RPI 101+					
RPI	S	Opponent	Score		RPI	S	Opponent	Score		RPI	S	Opponent	Score		RPI	S	Opponent	Score	
2	A	Notre Dame	66	85	28	H	North Carolina St.	70	72	60	A	Virginia Tech	88	70	108	A	Clemson	60	46
3	N	South Carolina	59	83	32	H	Syracuse	91	76	65	A	Middle Tenn.	91	72	153	A	Pittsburgh	63	48
6	A	Florida St.	65	72	33	A	South Fla.	66	52	69	A	Virginia	86	81	153	H	Pittsburgh	73	52
10	A	Duke	55	58	36	H	South Dakota St.	83	30	75	H	Belmont	73	50	162	H	Boston College	68	43
15	H	Kentucky	69	67	46	H	Georgia Tech	91	51	80	H	Chattanooga	63	47	202	H	Col. of Charleston	86	58
19	H	Miami (FL)	63	59						81	H	Western Ky.	68	61	247	A	UT Martin	100	57
20	H	Maryland	72	78						97	A	Vanderbilt	78	66	271	H	Bowling Green	83	58
															279	H	Evansville	89	47
															315	H	Lafayette	92	48
LAST 12 Division I GAMES:																			
162	H	Boston College	68	43	33	A	South Fla.	66	52										
60	A	Virginia Tech	88	70	46	H	Georgia Tech	91	51										
2	A	Notre Dame	66	85	19	H	Miami (FL)	63	59										
28	H	North Carolina St.	70	72	6	A	Florida St.	65	72										
153	A	Pittsburgh	63	48	153	H	Pittsburgh	73	52										
108	A	Clemson	60	46	69	A	Virginia	86	81										

Non-Div I Games:

Louisville

Loss, Non-Conf, S Site, H Home A Away N Neutral

Average RPI Win: 323		WON-LOST	WINNING	LAST 10	STRENGTH OF	OPP. STRENGTH	TEAM	ADJ.	CONF.	ADJ CONF.
Average RPI Loss: 146		RECORD	PCT. RANK	GAMES	SCHEDULE	OF SCHEDULE	RPI	RPI	RPI	RPI
DIV. I ONLY		2- 21	342	1- 9	131	191	320	320	16	16
DIV. I NON-CONF.		1- 10	325	0- 0	33	172	257	257	14	14
TOTALS		RPI 1-25	RPI 26-50	W-L RECORDS	RPI 51-100	RPI 101-150	RPI 150+			
2- 21	0- 2		0- 2	OVERALL	0- 2	0- 4	2- 11			
2- 7	0- 1		0- 0	HOME	0- 1	0- 1	2- 4			
0- 12	0- 1		0- 2	AWAY	0- 1	0- 1	0- 7			
0- 2	0- 0		0- 0	NEUTRAL	0- 0	0- 2	0- 0			
1- 10	0- 2		0- 1	NON-CONFERENCE	0- 1	0- 3	1- 3			
1- 3	0- 1		0- 0	HOME	0- 1	0- 0	1- 1			
0- 5	0- 1		0- 1	AWAY	0- 0	0- 1	0- 2			
0- 2	0- 0		0- 0	NEUTRAL	0- 0	0- 2	0- 0			
1- 11	0- 0		0- 1	CONFERENCE	0- 1	0- 1	1- 8			
1- 4	0- 0		0- 0	HOME	0- 0	0- 1	1- 3			
0- 7	0- 0		0- 1	AWAY	0- 1	0- 0	0- 5			
0- 0	0- 0		0- 0	NEUTRAL	0- 0	0- 0	0- 0			

RPI 1-25					RPI 26-50					RPI 51-100					RPI 101+					Team's RPI: 320	
RPI	S	Opponent	Score		RPI	S	Opponent	Score		RPI	S	Opponent	Score		RPI	S	Opponent	Score			
18	H	DePaul	46	107	38	A	Drake	46	89	67	A	UNI	30	68	108	N	Clemson	40	61		
19	A	Miami (FL)	43	81	47	A	Central Mich.	57	95	79	H	Northern Ill.	70	90	108	N	Troy	67	91		
															136	A	Lamar University	50	76		
															150	H	Missouri St.	32	60		
															153	A	Pittsburgh	35	59		
															165	A	Southern Ill.	57	73		
															169	H	Milwaukee	46	73		
															171	A	Western Mich.	53	65		
															205	A	Indiana St.	32	53		
															205	H	Indiana St.	38	48		
															207	H	Wichita St.	64	83		
															214	A	Bradley	45	72		
															214	H	Bradley	53	60		
															279	A	Evansville	36	67		
															310	A	Illinois St.	51	63		
															310	H	Illinois St.	64	61		
															335	H	Chicago St.	59	54		
LAST 12 Division I GAMES:																					
					205	A	Indiana St.	32	53	38	A	Drake	46	89							
					310	A	Illinois St.	51	63	205	H	Indiana St.	38	48							
					214	A	Bradley	45	72	214	H	Bradley	53	60							
					207	H	Wichita St.	64	83	310	H	Illinois St.	64	61							
					150	H	Missouri St.	32	60	279	A	Evansville	36	67							
					67	A	UNI	30	68	165	A	Southern Ill.	57	73							

Non-Div I Games:

Loyola Chicago

Loss, Non-Conf, S Site, H Home A Away N Neutral

Loyola Maryland

Through Games Of Feb. 15, 2017

Average RPI Win:	273	WON-LOST	WINNING	LAST 10	STRENGTH OF	OPP. STRENGTH	TEAM	ADJ.	CONF.	ADJ CONF.
Average RPI Loss:	147	RECORD	PCT. RANK	GAMES	SCHEDULE	OF SCHEDULE	RPI	RPI	RPI	RPI
DIV. I ONLY	9- 16	245	2- 8	164	270	246	246	24	24	
DIV. I NON-CONF.	4- 7	224	0- 0	154	216	226	226	25	25	
TOTALS	RPI 1-25	RPI 26-50	W-L RECORDS	RPI 51-100	RPI 101-150	RPI 150+				
9- 16	0- 1	0- 0	OVERALL	0- 3	0- 4	9- 8				
7- 7	0- 1	0- 0	HOME	0- 1	0- 2	7- 3				
2- 9	0- 0	0- 0	AWAY	0- 2	0- 2	2- 5				
0- 0	0- 0	0- 0	NEUTRAL	0- 0	0- 0	0- 0				
4- 7	0- 1	0- 0	NON-CONFERENCE	0- 1	0- 2	4- 3				
3- 3	0- 1	0- 0	HOME	0- 0	0- 1	3- 1				
1- 4	0- 0	0- 0	AWAY	0- 1	0- 1	1- 2				
0- 0	0- 0	0- 0	NEUTRAL	0- 0	0- 0	0- 0				
5- 9	0- 0	0- 0	CONFERENCE	0- 2	0- 2	5- 5				
4- 4	0- 0	0- 0	HOME	0- 1	0- 1	4- 2				
1- 5	0- 0	0- 0	AWAY	0- 1	0- 1	1- 3				
0- 0	0- 0	0- 0	NEUTRAL	0- 0	0- 0	0- 0				

RPI 1-25				RPI 26-50				RPI 51-100				RPI 101+ Team's RPI: 246			
RPI	S	Opponent	Score	RPI	S	Opponent	Score	RPI	S	Opponent	Score	RPI	S	Opponent	Score
20	H	Maryland	60 79					51	A	George Washington	64 74	115	H	Delaware	45 47
								72	A	Bucknell	39 57	126	A	Navy	51 77
								72	H	Bucknell	66 72	126	H	Navy	43 55
												129	A	Cornell	50 58
												153	A	Pittsburgh	44 74
												158	A	Army West Point	48 67
												158	H	Army West Point	71 62
												172	A	Fairfield	57 58
												178	H	Columbia	53 65
												193	H	American	45 60
												206	A	UMBC	70 65
												244	A	Boston U.	58 61
												244	H	Boston U.	55 67
												252	H	Colgate	87 77
												294	A	Lehigh	69 86
												294	H	Lehigh	62 58
												296	H	Lipscomb	74 30
												303	H	Mt. St. Mary's	58 53
												315	A	Lafayette	60 55
												315	H	Lafayette	75 47
												322	H	St. Francis Brooklyn	69 60
LAST 12 Division I GAMES:															
72	A	Bucknell	39 57	252	H	Colgate	87 77								
244	H	Boston U.	55 67	72	H	Bucknell	66 72								
126	H	Navy	43 55	244	A	Boston U.	58 61								
158	A	Army West Point	48 67	126	A	Navy	51 77								
294	A	Lehigh	69 86	158	H	Army West Point	71 62								
315	H	Lafayette	75 47	294	H	Lehigh	62 58								

Non-Div I Games:

Loyola Maryland

Loss, Non-Conf, S Site, H Home A Away N Neutral

Average RPI Win:	242	WON-LOST	WINNING	LAST 10	STRENGTH OF	OPP. STRENGTH	TEAM	ADJ.	CONF.	ADJ CONF.
Average RPI Loss:	127	RECORD	PCT. RANK	GAMES	SCHEDULE	OF SCHEDULE	RPI	RPI	RPI	RPI
DIV. I ONLY	11- 14	207	5- 5	206	167	212	212	14	14	
DIV. I NON-CONF.	5- 6	186	0- 0	223	241	215	215	13	13	
TOTALS	RPI 1-25	RPI 26-50	W-L RECORDS	RPI 51-100	RPI 101-150	RPI 150+				
11- 14	0- 0	0- 0	OVERALL	1- 6	0- 3	10- 5				
7- 6	0- 0	0- 0	HOME	1- 2	0- 2	6- 2				
4- 8	0- 0	0- 0	AWAY	0- 1	0- 0	4- 1				
0- 0	0- 0	0- 0	NEUTRAL	0- 0	0- 0	0- 0				
5- 6	0- 0	0- 0	NON-CONFERENCE	0- 3	0- 2	5- 1				
2- 4	0- 0	0- 0	HOME	0- 1	0- 2	2- 1				
3- 2	0- 0	0- 0	AWAY	0- 2	0- 0	3- 0				
0- 0	0- 0	0- 0	NEUTRAL	0- 0	0- 0	0- 0				
6- 8	0- 0	0- 0	CONFERENCE	1- 3	0- 1	5- 4				
5- 2	0- 0	0- 0	HOME	1- 1	0- 0	4- 1				
1- 6	0- 0	0- 0	AWAY	0- 2	0- 1	1- 3				
0- 0	0- 0	0- 0	NEUTRAL	0- 0	0- 0	0- 0				

RPI S	Opponent	Score	RPI S	Opponent	Score	RPI S	Opponent	Score	RPI S	Opponent	Score	Team's RPI: 212
						64	A Gonzaga	61 73	105	H Saint Louis	76 90	
						64	H Gonzaga	56 80	107	H Long Beach St.	78 81	
						75	A Oklahoma St.	58 66	122	A St. Mary's (CA)	59 74	
						75	H Belmont	72 79	152	A Santa Clara	64 71	
						88	A Washington St.	45 92	152	H Santa Clara	61 50	
						93	A BYU	59 76	156	H San Francisco	72 79	
						93	H BYU	77 74	174	H UC Riverside	72 75	
									218	A Pacific	65 52	
									226	A Seattle U	62 59	
									234	A San Diego	58 61	
									234	H San Diego	63 55	
									242	H UC Santa Barbara	57 55	
									267	A San Diego St.	60 53	
									269	A Portland	56 71	
									269	H Portland	69 54	
									290	H Pepperdine	72 60	
									327	H UC Irvine	58 39	
									341	A Cal St. Fullerton	77 62	
LAST 12 Division I GAMES:												
269	A	Portland	56	71	152	H	Santa Clara	61	50			
64	A	Gonzaga	61	73	234	A	San Diego	58	61			
156	H	San Francisco	72	79	269	H	Portland	69	54			
234	H	San Diego	63	55	64	H	Gonzaga	56	80			
93	H	BYU	77	74	152	A	Santa Clara	64	71			
218	A	Pacific	65	52	290	H	Pepperdine	72	60			

Non-Div I Games:

Loyola Marymount

■ Loss,
 ■ Non-Conf, S Site,
 ■ Home
 ■ Away
 N Neutral

Average RPI Win: 222	WON-LOST	WINNING	LAST 10	STRENGTH OF	OPP. STRENGTH	TEAM	ADJ.	CONF.	ADJ CONF.
Average RPI Loss: 119	RECORD	PCT. RANK	GAMES	SCHEDULE	OF SCHEDULE	RPI	RPI	RPI	RPI
DIV. I ONLY	15- 14	174	6- 4	125	138	132	132	22	22
DIV. I NON-CONF.	7- 8	181	0- 0	66	29	97	97	22	22
TOTALS	RPI 1-25	RPI 26-50	W-L RECORDS	RPI 51-100	RPI 101-150	RPI 150+			
15- 14	0- 3	0- 2	OVERALL	2- 2	1- 1	12- 6			
9- 2	0- 1	0- 0	HOME	1- 1	1- 0	7- 0			
3- 11	0- 2	0- 2	AWAY	0- 1	0- 1	3- 5			
3- 1	0- 0	0- 0	NEUTRAL	1- 0	0- 0	2- 1			
7- 8	0- 3	0- 2	NON-CONFERENCE	2- 0	0- 1	5- 2			
3- 1	0- 1	0- 0	HOME	1- 0	0- 0	2- 0			
1- 6	0- 2	0- 2	AWAY	0- 0	0- 1	1- 1			
3- 1	0- 0	0- 0	NEUTRAL	1- 0	0- 0	2- 1			
8- 6	0- 0	0- 0	CONFERENCE	0- 2	1- 0	7- 4			
6- 1	0- 0	0- 0	HOME	0- 1	1- 0	5- 0			
2- 5	0- 0	0- 0	AWAY	0- 1	0- 0	2- 4			
0- 0	0- 0	0- 0	NEUTRAL	0- 0	0- 0	0- 0			

RPI 1-25				RPI 26-50				RPI 51-100				RPI 101+ Team's RPI: 132			
RPI	S	Opponent	Score	RPI	S	Opponent	Score	RPI	S	Opponent	Score	RPI	S	Opponent	Score
3	A	South Carolina	42 79	27	A	Harvard	62 69	80	N	Chattanooga	49 39	108	A	Clemson	61 69
4	H	Mississippi St.	43 87	40	A	Tulane	62 77	86	A	New Hampshire	44 50	143	H	Albany (NY)	84 71
19	A	Miami (FL)	51 76					86	H	New Hampshire	57 65	162	A	Boston College	53 64
								99	H	Purdue	67 47	170	N	Hampton	49 58
												173	A	Hartford	66 60
												173	H	Hartford	73 62
												179	H	Northeastern	68 49
												187	N	ETSU	61 48
												197	A	Binghamton	52 58
												206	A	UMBC	62 66
												206	H	UMBC	72 40
												231	H	Dartmouth	60 55
												272	A	Stony Brook	41 55
												272	H	Stony Brook	78 71
												281	A	Vermont	52 55
												281	H	Vermont	59 43
												298	A	Bryant	77 52
												316	N	Saint Peter's	59 43
												343	A	UMass Lowell	65 44
												343	H	UMass Lowell	76 50
LAST 12 Division I GAMES:															
86	H	New Hampshire	57 65	197	A	Binghamton	52 58								
272	H	Stony Brook	78 71	143	H	Albany (NY)	84 71								
343	H	UMass Lowell	76 50	86	A	New Hampshire	44 50								
173	A	Hartford	66 60	173	H	Hartford	73 62								
206	A	UMBC	62 66	272	A	Stony Brook	41 55								
281	H	Vermont	59 43	343	A	UMass Lowell	65 44								

Non-Div I Games:

Maine

■ Loss,
 ■ Non-Conf,
 S Site,
 ■ Home
 ■ Away
 N Neutral

Average RPI Win: 250	WON-LOST	WINNING	LAST 10	STRENGTH OF	OPP. STRENGTH	TEAM	ADJ.	CONF.	ADJ CONF.
Average RPI Loss: 164	RECORD	PCT. RANK	GAMES	SCHEDULE	OF SCHEDULE	RPI	RPI	RPI	RPI
DIV. I ONLY	7- 18	290	2- 8	210	238	282	282	18	18
DIV. I NON-CONF.	4- 5	198	0- 0	80	313	153	153	17	17
TOTALS	RPI 1-25	RPI 26-50	W-L RECORDS	RPI 51-100	RPI 101-150	RPI 150+			
7- 18	0- 0	0- 1	OVERALL	0- 3	2- 3	5- 11			
4- 8	0- 0	0- 0	HOME	0- 1	1- 1	3- 6			
3- 10	0- 0	0- 1	AWAY	0- 0	1- 1	2- 0			
0- 0	0- 0	0- 0	NEUTRAL	0- 0	0- 0	0- 0			
4- 5	0- 0	0- 0	NON-CONFERENCE	0- 3	2- 1	2- 1			
2- 2	0- 0	0- 0	HOME	0- 1	1- 0	1- 1			
2- 3	0- 0	0- 0	AWAY	0- 2	1- 1	1- 0			
0- 0	0- 0	0- 0	NEUTRAL	0- 0	0- 0	0- 0			
3- 13	0- 0	0- 1	CONFERENCE	0- 0	0- 2	3- 10			
2- 6	0- 0	0- 0	HOME	0- 0	0- 1	2- 5			
1- 7	0- 0	0- 1	AWAY	0- 0	0- 1	1- 5			
0- 0	0- 0	0- 0	NEUTRAL	0- 0	0- 0	0- 0			

RPI 1-25			RPI 26-50			RPI 51-100			RPI 101+			Team's RPI: 282			
RPI	S	Opponent	Score	RPI	S	Opponent	Score	RPI	S	Opponent	Score				
				45	A	Quinnipiac	38 81	72	A	Bucknell	64 69	118	A	Rider	64 73
								78	A	Buffalo	39 73	118	H	Rider	36 53
								86	H	New Hampshire	42 59	127	A	Fordham	60 63
												138	H	Yale	63 57
												145	A	Brown	58 57
												159	A	Iona	53 70
												159	H	Iona	62 76
												172	A	Fairfield	56 71
												172	H	Fairfield	43 64
												194	A	Siena	62 67
												194	H	Siena	68 66
												224	A	Niagara	42 65
												224	H	Niagara	59 62
												243	H	Marist	47 62
												245	A	Canisius	48 58
												245	H	Canisius	57 62
												272	H	Stony Brook	50 55
												316	A	Saint Peter's	69 65
												316	H	Saint Peter's	57 44
												319	H	Holy Cross	60 56
												322	A	St. Francis Brooklyn	55 52
LAST 12 Division I GAMES:															
				172	H	Fairfield	43 64	316	A	Saint Peter's	69 65				
				194	A	Siena	62 67	159	H	Iona	62 76				
				224	A	Niagara	42 65	224	H	Niagara	59 62				
				245	A	Canisius	48 58	45	A	Quinnipiac	38 81				
				316	H	Saint Peter's	57 44	172	A	Fairfield	56 71				
				118	A	Rider	64 73	118	H	Rider	36 53				

Non-Div I Games:

Manhattan

■ Loss,
 ■ Non-Conf,
 ■ S Site,
 ■ H Home
 ■ A Away
 N Neutral

Average RPI Win:	235	WON-LOST	WINNING	LAST 10	STRENGTH OF	OPP. STRENGTH	TEAM	ADJ.	CONF.	ADJ CONF.
Average RPI Loss:	174	RECORD	PCT. RANK	GAMES	SCHEDULE	OF SCHEDULE	RPI	RPI	RPI	RPI
DIV. I ONLY	11- 15	218	4- 6	309	144	243	243	18	18	
DIV. I NON-CONF.	3- 7	250	0- 0	324	88	306	306	17	17	
TOTALS	RPI 1-25	RPI 26-50	W-L RECORDS	RPI 51-100	RPI 101-150	RPI 150+				
11- 15	0- 1	0- 2	OVERALL	0- 0	0- 3	11- 9				
3- 7	0- 1	0- 0	HOME	0- 0	0- 1	3- 5				
7- 6	0- 0	0- 1	AWAY	0- 0	0- 1	7- 4				
1- 2	0- 0	0- 1	NEUTRAL	0- 0	0- 1	1- 0				
3- 7	0- 1	0- 1	NON-CONFERENCE	0- 0	0- 1	3- 4				
1- 2	0- 1	0- 0	HOME	0- 0	0- 0	1- 1				
1- 3	0- 0	0- 0	AWAY	0- 0	0- 0	1- 3				
1- 2	0- 0	0- 1	NEUTRAL	0- 0	0- 1	1- 0				
8- 8	0- 0	0- 1	CONFERENCE	0- 0	0- 2	8- 5				
2- 5	0- 0	0- 0	HOME	0- 0	0- 1	2- 4				
6- 3	0- 0	0- 1	AWAY	0- 0	0- 1	6- 1				
0- 0	0- 0	0- 0	NEUTRAL	0- 0	0- 0	0- 0				

RPI S	Opponent	Score	RPI S	Opponent	Score	RPI S	Opponent	Score	RPI S	Opponent	Score	Team's RPI: 243
21	H Creighton	50 72	37	N Auburn	51 52				118	A Rider	46 65	
			45	A Quinnipiac	57 79				118	H Rider	56 69	
									149	N East Carolina	68 70	
									159	A Iona	68 62	
									159	H Iona	37 48	
									172	H Fairfield	71 55	
									189	A Hofstra	42 62	
									194	A Siena	70 59	
									194	H Siena	68 69	
									198	H Seton Hall	63 76	
									211	A Monmouth	69 79	
									224	A Niagara	60 58	
									224	H Niagara	53 68	
									231	A Dartmouth	66 61	
									244	H Boston U.	76 57	
									245	A Canisius	85 74	
									245	H Canisius	67 60	
									277	N N.C. A&T	69 64	
									282	A Manhattan	62 47	
									308	A Rhode Island	61 82	
									316	A Saint Peter's	66 58	
									316	H Saint Peter's	69 73	
									319	A Holy Cross	46 50	
LAST 12 Division I GAMES:												
118	A Rider	46 65	159	H Iona	37 48							
224	H Niagara	53 68	194	H Siena	68 69							
45	A Quinnipiac	57 79	159	A Iona	68 62							
316	A Saint Peter's	66 58	118	H Rider	56 69							
194	A Siena	70 59	224	A Niagara	60 58							
245	H Canisius	67 60	245	A Canisius	85 74							

Non-Div I Games:

Marist

■ Loss,
■ Non-Conf,
■ S Site,
■ H Home
■ A Away
N Neutral

Average RPI Win:	156	WON-LOST	WINNING	LAST 10	STRENGTH OF	OPP. STRENGTH	TEAM	ADJ.	CONF.	ADJ CONF.
Average RPI Loss:	78	RECORD	PCT. RANK	GAMES	SCHEDULE	OF SCHEDULE	RPI	RPI	RPI	RPI
DIV. I ONLY	19- 7	55	7- 3	93	73	43	43	7	7	
DIV. I NON-CONF.	9- 2	37	0- 0	74	101	43	43	7	7	
TOTALS	RPI 1-25	RPI 26-50	W-L RECORDS	RPI 51-100	RPI 101-150	RPI 150+				
19- 7	3- 2	1- 1	OVERALL	2- 2	1- 0	12- 2				
10- 3	1- 1	0- 1	HOME	1- 1	1- 0	7- 0				
9- 3	2- 1	1- 0	AWAY	1- 1	0- 0	5- 1				
0- 1	0- 0	0- 0	NEUTRAL	0- 0	0- 0	0- 1				
9- 2	2- 0	0- 1	NON-CONFERENCE	1- 0	1- 0	5- 1				
6- 1	1- 0	0- 1	HOME	1- 0	1- 0	3- 0				
3- 0	1- 0	0- 0	AWAY	0- 0	0- 0	2- 0				
0- 1	0- 0	0- 0	NEUTRAL	0- 0	0- 0	0- 1				
10- 5	1- 2	1- 0	CONFERENCE	1- 2	0- 0	7- 1				
4- 2	0- 1	0- 0	HOME	0- 1	0- 0	4- 0				
6- 3	1- 1	1- 0	AWAY	1- 1	0- 0	3- 1				
0- 0	0- 0	0- 0	NEUTRAL	0- 0	0- 0	0- 0				

RPI	S	Opponent	Score	RPI	S	Opponent	Score	RPI	S	Opponent	Score	RPI	S	Opponent	Score
9	A	Oregon St.	74 73	34	H	Green Bay	63 78	53	A	Villanova	77 71	148	H	New Mexico	62 52
18	A	DePaul	102 101	49	A	Georgetown	84 77	74	A	St. John's (NY)	64 70	152	N	Santa Clara	62 65
21	A	Creighton	77 80					74	H	St. John's (NY)	72 82	168	A	Providence	64 66
21	H	Creighton	63 83					83	H	Western Ill.	77 61	168	H	Providence	79 74
24	H	Arizona St.	75 63									169	H	Milwaukee	85 74
												181	A	Xavier	86 71
												181	H	Xavier	85 61
												198	A	Seton Hall	83 77
												198	H	Seton Hall	103 60
												201	A	Wisconsin	81 75
												218	A	Pacific	89 75
												238	A	Butler	72 66
												238	H	Butler	91 53
												257	H	Saint Francis (PA)	104 91
												336	H	Longwood	87 37
LAST 12 Division I GAMES:															
181	A	Xavier	86 71	18	A	DePaul	102 101								
238	A	Butler	72 66	238	H	Butler	91 53								
74	H	St. John's (NY)	72 82	181	H	Xavier	85 61								
198	H	Seton Hall	103 60	198	A	Seton Hall	83 77								
21	A	Creighton	77 80	74	A	St. John's (NY)	64 70								
168	A	Providence	64 66	168	H	Providence	79 74								

Non-Div I Games:

Marquette

■ Loss,
■ Non-Conf,
■ S Site,
■ H Home
■ A Away
N Neutral

Average RPI Win: 277	WON-LOST	WINNING	LAST 10	STRENGTH OF	OPP. STRENGTH	TEAM	ADJ.	CONF.	ADJ CONF.
Average RPI Loss: 137	RECORD	PCT. RANK	GAMES	SCHEDULE	OF SCHEDULE	RPI	RPI	RPI	RPI
DIV. I ONLY	10- 11	195	2- 8	307	181	250	250	15	15
DIV. I NON-CONF.	6- 3	97	0- 0	349	293	243	243	16	16
TOTALS	RPI 1-25	RPI 26-50	W-L RECORDS	RPI 51-100	RPI 101-150	RPI 150+			
10- 11	0- 0	0- 0	OVERALL	0- 4	0- 4	10- 3			
7- 4	0- 0	0- 0	HOME	0- 2	0- 1	7- 1			
2- 6	0- 0	0- 0	AWAY	0- 2	0- 3	2- 1			
1- 1	0- 0	0- 0	NEUTRAL	0- 0	0- 0	1- 1			
6- 3	0- 0	0- 0	NON-CONFERENCE	0- 1	0- 1	6- 1			
4- 0	0- 0	0- 0	HOME	0- 0	0- 0	4- 0			
1- 2	0- 0	0- 0	AWAY	0- 1	0- 1	1- 0			
1- 1	0- 0	0- 0	NEUTRAL	0- 0	0- 0	1- 1			
4- 8	0- 0	0- 0	CONFERENCE	0- 3	0- 3	4- 2			
3- 4	0- 0	0- 0	HOME	0- 2	0- 1	3- 1			
1- 4	0- 0	0- 0	AWAY	0- 1	0- 2	1- 1			
0- 0	0- 0	0- 0	NEUTRAL	0- 0	0- 0	0- 0			

RPI 1-25				RPI 26-50				RPI 51-100				RPI 101+				Team's RPI: 250	
RPI	S	Opponent	Score	RPI	S	Opponent	Score	RPI	S	Opponent	Score	RPI	S	Opponent	Score		
								65	H	Middle Tenn.	63	72	104	A	Charlotte	77	93
								73	A	Penn St.	80	82	110	A	North Carolina	53	75
								81	A	Western Ky.	57	73	120	H	Southern Miss.	78	82
								81	H	Western Ky.	64	78	130	A	Old Dominion	69	73
													155	H	Louisiana Tech	54	72
													157	A	UTSA	88	81
													183	H	UAB	61	58
													185	A	Illinois	55	53
													278	H	Coastal Caro.	84	66
													280	H	FIU	70	52
													292	A	UTEP	74	84
													300	N	Prairie View	68	78
													331	H	Fla. Atlantic	76	53
													336	H	Longwood	70	50
													338	N	Sam Houston St.	73	50
													339	H	Morgan St.	62	43
													344	H	Florida A&M	77	67
LAST 12 Division I GAMES:																	
				81	H	Western Ky.	64	78	183	H	UAB	61	58				
				155	H	Louisiana Tech	54	72	65	H	Middle Tenn.	63	72				
				120	H	Southern Miss.	78	82	104	A	Charlotte	77	93				
				292	A	UTEP	74	84	130	A	Old Dominion	69	73				
				157	A	UTSA	88	81	331	H	Fla. Atlantic	76	53				
				81	A	Western Ky.	57	73	280	H	FIU	70	52				

Non-Div I Games: Me.-Fort Kent 136 62 Bluefield Col. 77 35

Marshall

Loss, Non-Conf, S Site, H Home A Away N Neutral

Average RPI Win:	146	WON-LOST	WINNING	LAST 10	STRENGTH OF	OPP. STRENGTH	TEAM	ADJ.	CONF.	ADJ CONF.
Average RPI Loss:	1	RECORD	PCT. RANK	GAMES	SCHEDULE	OF SCHEDULE	RPI	RPI	RPI	RPI
DIV. I ONLY	26- 1	2	10- 0	155	33	20	20	6	6	
DIV. I NON-CONF.	12- 1	7	0- 0	228	36	54	54	6	6	
TOTALS	RPI 1-25	RPI 26-50	W-L RECORDS	RPI 51-100	RPI 101-150	RPI 150+				
26- 1	2- 1	4- 0	OVERALL	6- 0	1- 0	13- 0				
13- 1	0- 1	2- 0	HOME	2- 0	0- 0	9- 0				
11- 0	1- 0	2- 0	AWAY	3- 0	1- 0	4- 0				
2- 0	1- 0	0- 0	NEUTRAL	1- 0	0- 0	0- 0				
12- 1	2- 1	0- 0	NON-CONFERENCE	1- 0	1- 0	8- 0				
6- 1	0- 1	0- 0	HOME	0- 0	0- 0	6- 0				
4- 0	1- 0	0- 0	AWAY	0- 0	1- 0	2- 0				
2- 0	1- 0	0- 0	NEUTRAL	1- 0	0- 0	0- 0				
14- 0	0- 0	4- 0	CONFERENCE	5- 0	0- 0	5- 0				
7- 0	0- 0	2- 0	HOME	2- 0	0- 0	3- 0				
7- 0	0- 0	2- 0	AWAY	3- 0	0- 0	2- 0				
0- 0	0- 0	0- 0	NEUTRAL	0- 0	0- 0	0- 0				

RPI 1-25				Team's RPI: 20		RPI 26-50				RPI 51-100				RPI 101+					
RPI	S	Opponent	Score		RPI	S	Opponent	Score		RPI	S	Opponent	Score		RPI	S	Opponent	Score	
1	H	UConn	81	87	29	H	Michigan	83	70	56	A	Michigan St.	89	72	117	A	Duquesne	77	57
13	A	Louisville	78	72	42	A	Indiana	92	56	58	H	Northwestern	96	65	185	A	Illinois	94	49
24	N	Arizona St.	83	42	48	A	Iowa	98	82	59	A	Minnesota	83	72	185	H	Illinois	84	59
					48	H	Iowa	100	81	73	H	Penn St.	89	83	186	H	Towson	97	63
										88	N	Washington St.	79	69	199	A	Nebraska	93	49
										99	A	Purdue	85	70	200	H	Rutgers	80	71
															201	H	Wisconsin	89	40
															206	H	UMBC	92	42
															224	A	Niagara	96	64
															246	A	Loyola Maryland	79	60
															248	H	UMES	106	61
															303	H	Mt. St. Mary's	106	42
															316	H	Saint Peter's	101	49
															343	H	UMass Lowell	100	44
LAST 12 Division I GAMES:																			
201	H	Wisconsin	89	40	185	A	Illinois	94	49										
56	A	Michigan St.	89	72	200	H	Rutgers	80	71										
185	H	Illinois	84	59	29	H	Michigan	83	70										
42	A	Indiana	92	56	48	A	Iowa	98	82										
99	A	Purdue	85	70	73	H	Penn St.	89	83										
48	H	Iowa	100	81	58	H	Northwestern	96	65										

Non-Div I Games:

Maryland

■ Loss,
 ■ Non-Conf, S Site,
 ■ Home
 ■ Away
 N Neutral

Massachusetts

Through Games Of Feb. 15, 2017

Average RPI Win:	281	WON-LOST	WINNING	LAST 10	STRENGTH OF	OPP. STRENGTH	TEAM	ADJ.	CONF.	ADJ CONF.
Average RPI Loss:	152	RECORD	PCT. RANK	GAMES	SCHEDULE	OF SCHEDULE	RPI	RPI	RPI	RPI
DIV. I ONLY	8- 18	277	1- 7	257	161	291	291	12	12	
DIV. I NON-CONF.	5- 7	205	1- 0	306	278	263	263	12	12	
TOTALS	RPI 1-25	RPI 26-50	W-L RECORDS	RPI 51-100	RPI 101-150	RPI 150+				
8- 18	0- 0	0- 1	OVERALL	0- 5	1- 3	7- 9				
6- 5	0- 0	0- 0	HOME	0- 1	1- 1	5- 3				
1- 12	0- 0	0- 0	AWAY	0- 1	0- 0	1- 2				
1- 1	0- 0	0- 0	NEUTRAL	0- 1	0- 0	1- 0				
5- 7	0- 0	0- 1	NON-CONFERENCE	0- 2	0- 0	5- 4				
4- 0	0- 0	0- 0	HOME	0- 0	0- 0	4- 0				
0- 6	0- 0	0- 1	AWAY	0- 1	0- 0	0- 4				
1- 1	0- 0	0- 0	NEUTRAL	0- 1	0- 0	1- 0				
3- 11	0- 0	0- 0	CONFERENCE	0- 3	1- 3	2- 5				
2- 5	0- 0	0- 0	HOME	0- 1	1- 1	1- 3				
1- 6	0- 0	0- 0	AWAY	0- 2	0- 2	1- 2				
0- 0	0- 0	0- 0	NEUTRAL	0- 0	0- 0	0- 0				

RPI S	Opponent	Score	RPI S	Opponent	Score	RPI S	Opponent	Score	RPI S	Opponent	Score	Team's RPI: 291
48	A Iowa	30 71	51	H George Washington	54 60	105	H Saint Louis	60 81				
			54	A Dayton	65 77	117	H Duquesne	75 67				
			66	N Drexel	47 65	127	A Fordham	43 74				
			78	A Buffalo	47 61	142	A VCU	52 55				
			100	A Saint Joseph's	50 81	164	A La Salle	64 68				
						173	A Hartford	56 75				
						182	H George Mason	55 66				
						189	A Hofstra	55 71				
						227	H St. Bonaventure	38 55				
						230	A Richmond	45 56				
						244	A Boston U.	60 64				
						273	A Davidson	61 60				
						273	H Davidson	59 63				
						280	A FIU	57 58				
						295	H North Dakota St.	70 58				
						298	H Bryant	68 62				
						308	H Rhode Island	68 67				
						309	H Central Conn. St.	76 37				
						319	H Holy Cross	69 66				
						326	N Montana	59 58				
LAST 12 Division I GAMES:												
326	N Montana	59 58	164	A La Salle	64 68							
230	A Richmond	45 56	51	H George Washington	54 60							
127	A Fordham	43 74	227	H St. Bonaventure	38 55							
273	H Davidson	59 63	117	H Duquesne	75 67							
105	H Saint Louis	60 81	273	A Davidson	61 60							
142	A VCU	52 55	100	A Saint Joseph's	50 81							

Non-Div I Games: Merrimack 73 44

Massachusetts

Loss, Non-Conf, S Site, H Home A Away N Neutral

Average RPI Win:	322	WON-LOST	WINNING	LAST 10	STRENGTH OF	OPP. STRENGTH	TEAM	ADJ.	CONF.	ADJ CONF.
Average RPI Loss:	129	RECORD	PCT. RANK	GAMES	SCHEDULE	OF SCHEDULE	RPI	RPI	RPI	RPI
DIV. I ONLY	7- 12	242	5- 5	229	278	266	266	27	27	
DIV. I NON-CONF.	1- 6	310	0- 0	222	82	301	301	27	27	
TOTALS	RPI 1-25	RPI 26-50	W-L RECORDS	RPI 51-100	RPI 101-150	RPI 150+				
7- 12	0- 0	0- 1	OVERALL	0- 1	0- 6	7- 4				
4- 5	0- 0	0- 0	HOME	0- 1	0- 1	4- 3				
3- 5	0- 0	0- 1	AWAY	0- 0	0- 4	3- 0				
0- 2	0- 0	0- 0	NEUTRAL	0- 0	0- 1	0- 1				
1- 6	0- 0	0- 1	NON-CONFERENCE	0- 0	0- 2	1- 3				
0- 2	0- 0	0- 0	HOME	0- 0	0- 0	0- 2				
1- 2	0- 0	0- 1	AWAY	0- 0	0- 1	1- 0				
0- 2	0- 0	0- 0	NEUTRAL	0- 0	0- 1	0- 1				
6- 6	0- 0	0- 0	CONFERENCE	0- 1	0- 4	6- 1				
4- 3	0- 0	0- 0	HOME	0- 1	0- 1	4- 1				
2- 3	0- 0	0- 0	AWAY	0- 0	0- 3	2- 0				
0- 0	0- 0	0- 0	NEUTRAL	0- 0	0- 0	0- 0				

RPI S	Opponent	Score	RPI S	Opponent	Score	RPI S	Opponent	Score	RPI S	Opponent	Score	Team's RPI: 266
40	A Tulane	65 82	94	H SFA	65 96	111	A Central Ark.	52 67	111	H Central Ark.	49 72	
						121	A Abilene Christian	65 77	123	A TCU	70 74	
						136	A Lamar University	57 79	138	N Alabama	63 84	
						153	N Pittsburgh	65 71	155	H Louisiana Tech	56 66	
						161	H Louisiana	70 77	209	H New Orleans	59 71	
						289	A Northwestern St.	68 63	289	H Northwestern St.	68 52	
						330	A Southeastern La.	86 83	332	A La.-Monroe	78 52	
						333	H Incarnate Word	78 61	338	H Sam Houston St.	79 56	
						345	H Houston Baptist	68 53				
LAST 12 Division I GAMES:												
333	H Incarnate Word	78 61	111	A Central Ark.	52 67							
136	A Lamar University	57 79	330	A Southeastern La.	86 83							
111	H Central Ark.	49 72	345	H Houston Baptist	68 53							
121	A Abilene Christian	65 77	338	H Sam Houston St.	79 56							
209	H New Orleans	59 71	94	H SFA	65 96							
289	H Northwestern St.	68 52	289	A Northwestern St.	68 63							

Non-Div I Games: LSU-Alexandria 100 66 Louisiana Col. 88 47 Southern-N.O. 94 65 Wiley 72 56
McNeese

Loss, Non-Conf, S Site, H Home A Away N Neutral

Average RPI Win:	159	WON-LOST	WINNING	LAST 10	STRENGTH OF	OPP. STRENGTH	TEAM	ADJ.	CONF.	ADJ CONF.
Average RPI Loss:	123	RECORD	PCT. RANK	GAMES	SCHEDULE	OF SCHEDULE	RPI	RPI	RPI	RPI
DIV. I ONLY	13- 12	163	6- 4	112	78	140	140	5	5	
DIV. I NON-CONF.	7- 6	157	0- 0	268	125	216	216	5	5	
TOTALS	RPI 1-25	RPI 26-50	W-L RECORDS	RPI 51-100	RPI 101-150	RPI 150+				
13- 12	0- 2	2- 2	OVERALL	1- 1	4- 3	6- 4				
10- 4	0- 1	1- 1	HOME	1- 0	3- 2	5- 0				
3- 7	0- 1	1- 1	AWAY	0- 1	1- 0	1- 4				
0- 1	0- 0	0- 0	NEUTRAL	0- 0	0- 1	0- 0				
7- 6	0- 0	0- 1	NON-CONFERENCE	1- 0	1- 2	5- 3				
6- 2	0- 0	0- 1	HOME	1- 0	1- 1	4- 0				
1- 3	0- 0	0- 0	AWAY	0- 0	0- 0	1- 3				
0- 1	0- 0	0- 0	NEUTRAL	0- 0	0- 1	0- 0				
6- 6	0- 2	2- 1	CONFERENCE	0- 1	3- 1	1- 1				
4- 2	0- 1	1- 0	HOME	0- 0	2- 1	1- 0				
2- 4	0- 1	1- 1	AWAY	0- 1	1- 0	0- 1				
0- 0	0- 0	0- 0	NEUTRAL	0- 0	0- 0	0- 0				

RPI	S	Opponent	Score	RPI	S	Opponent	Score	RPI	S	Opponent	Score	RPI	S	Opponent	Score	Team's RPI: 140
23	A	Temple	51 66	33	A	South Fla.	49 79	89	A	SMU	44 53	113	A	UCF	65 62	
23	H	Temple	67 73	33	H	South Fla.	62 57	97	H	Vanderbilt	75 59	113	H	UCF	65 59	
				40	A	Tulane	55 52					134	N	Arkansas	61 91	
				44	H	Little Rock	44 54					141	H	Cincinnati	59 66	
												147	H	Kansas	58 68	
												149	H	East Carolina	72 50	
												150	H	Missouri St.	69 60	
												154	A	Tulsa	52 57	
												155	H	Louisiana Tech	56 54	
												165	A	Southern Ill.	61 69	
												175	H	Houston	66 65	
												185	A	Illinois	64 54	
												240	A	Samford	42 48	
												270	H	Southeast Mo. St.	65 63	
												286	A	Nevada	67 75	
												289	H	Northwestern St.	54 38	
												293	H	Nicholls St.	73 62	
LAST 12 Division I GAMES:																
149	H	East Carolina	72 50	23	A	Temple	51 66									
40	A	Tulane	55 52	33	A	South Fla.	49 79									
33	H	South Fla.	62 57	141	H	Cincinnati	59 66									
89	A	SMU	44 53	113	A	UCF	65 62									
113	H	UCF	65 59	154	A	Tulsa	52 57									
175	H	Houston	66 65	23	H	Temple	67 73									

Non-Div I Games:

Memphis

■ Loss,
 ■ Non-Conf,
 ■ S Site,
 ■ H Home
 ■ A Away
 N Neutral

Average RPI Win:	243	WON-LOST	WINNING	LAST 10	STRENGTH OF	OPP. STRENGTH	TEAM	ADJ.	CONF.	ADJ CONF.
Average RPI Loss:	61	RECORD	PCT. RANK	GAMES	SCHEDULE	OF SCHEDULE	RPI	RPI	RPI	RPI
DIV. I ONLY	17- 5	33	8- 2	271	124	101	101	17	17	
DIV. I NON-CONF.	8- 3	67	0- 0	313	60	118	118	20	20	
TOTALS	RPI 1-25	RPI 26-50	W-L RECORDS	RPI 51-100	RPI 101-150	RPI 150+				
17- 5	0- 1	0- 1	OVERALL	0- 3	0- 0	17- 0				
9- 2	0- 1	0- 0	HOME	0- 1	0- 0	9- 0				
8- 3	0- 0	0- 1	AWAY	0- 2	0- 0	8- 0				
0- 0	0- 0	0- 0	NEUTRAL	0- 0	0- 0	0- 0				
8- 3	0- 1	0- 1	NON-CONFERENCE	0- 1	0- 0	8- 0				
3- 1	0- 1	0- 0	HOME	0- 0	0- 0	3- 0				
5- 2	0- 0	0- 1	AWAY	0- 1	0- 0	5- 0				
0- 0	0- 0	0- 0	NEUTRAL	0- 0	0- 0	0- 0				
9- 2	0- 0	0- 0	CONFERENCE	0- 2	0- 0	9- 0				
6- 1	0- 0	0- 0	HOME	0- 1	0- 0	6- 0				
3- 1	0- 0	0- 0	AWAY	0- 1	0- 0	3- 0				
0- 0	0- 0	0- 0	NEUTRAL	0- 0	0- 0	0- 0				

RPI 1-25				RPI 26-50				RPI 51-100				RPI 101+				Team's RPI: 101	
RPI	S	Opponent	Score	RPI	S	Opponent	Score	RPI	S	Opponent	Score	RPI	S	Opponent	Score		
6	H	Florida St.	40 83	46	A	Georgia Tech	50 70	80	A	Chattanooga	50 70	175	A	Houston	64 60		
								80	H	Chattanooga	56 74	185	A	Illinois	51 33		
								95	A	Georgia	64 72	187	A	ETSU	71 56		
												187	H	ETSU	72 55		
												210	H	Campbell	76 60		
												223	A	UNCG	77 64		
												223	H	UNCG	58 47		
												237	A	Ga. Southern	77 56		
												239	H	Wofford	54 39		
												240	H	Samford	59 49		
												241	H	Furman	76 52		
												273	A	Davidson	67 60		
												274	H	Kennesaw St.	61 46		
												287	A	Western Caro.	59 57		
												287	H	Western Caro.	84 53		
												328	A	Winthrop	71 48		
												331	H	Fla. Atlantic	74 57		
LAST 12 Division I GAMES:																	
223	H	UNCG	58 47	241	H	Furman	76 52										
287	H	Western Caro.	84 53	287	A	Western Caro.	59 57										
187	A	ETSU	71 56	223	A	UNCG	77 64										
80	A	Chattanooga	50 70	80	H	Chattanooga	56 74										
240	H	Samford	59 49	187	H	ETSU	72 55										
239	H	Wofford	54 39	273	A	Davidson	67 60										

Non-Div I Games: West Ga. 67 36 Paine 93 50 Emmanuel (GA) 84 70

Mercer

Loss, Non-Conf, S Site, H Home A Away N Neutral

Average RPI Win:	136	WON-LOST	WINNING	LAST 10	STRENGTH OF	OPP. STRENGTH	TEAM	ADJ.	CONF.	ADJ CONF.
Average RPI Loss:	12	RECORD	PCT. RANK	GAMES	SCHEDULE	OF SCHEDULE	RPI	RPI	RPI	RPI
DIV. I ONLY	19- 6	38	6- 4	35	24	19	19	3	3	
DIV. I NON-CONF.	11- 1	12	0- 0	146	50	20	20	4	4	
TOTALS	RPI 1-25	RPI 26-50	W-L RECORDS	RPI 51-100	RPI 101-150	RPI 150+				
19- 6	1- 5	1- 1	OVERALL	5- 0	6- 0	6- 0				
12- 2	0- 2	0- 0	HOME	3- 0	5- 0	4- 0				
6- 4	1- 3	1- 1	AWAY	2- 0	0- 0	2- 0				
1- 0	0- 0	0- 0	NEUTRAL	0- 0	1- 0	0- 0				
11- 1	1- 1	0- 0	NON-CONFERENCE	2- 0	4- 0	4- 0				
7- 0	0- 0	0- 0	HOME	1- 0	3- 0	3- 0				
3- 1	1- 1	0- 0	AWAY	1- 0	0- 0	1- 0				
1- 0	0- 0	0- 0	NEUTRAL	0- 0	1- 0	0- 0				
8- 5	0- 4	1- 1	CONFERENCE	3- 0	2- 0	2- 0				
5- 2	0- 2	0- 0	HOME	2- 0	2- 0	1- 0				
3- 3	0- 2	1- 1	AWAY	1- 0	0- 0	1- 0				
0- 0	0- 0	0- 0	NEUTRAL	0- 0	0- 0	0- 0				

RPI	S	Opponent	Score	RPI	S	Opponent	Score	RPI	S	Opponent	Score	RPI	S	Opponent	Score
2	H	Notre Dame	55 67	28	A	North Carolina St.	67 64	60	H	Virginia Tech	82 75	104	H	Charlotte	80 46
6	A	Florida St.	71 80	32	A	Syracuse	48 81	69	H	Virginia	63 52	108	H	Clemson	81 57
6	H	Florida St.	66 81					70	A	Wake Forest	79 56	110	H	North Carolina	100 88
13	A	Louisville	59 63					74	A	St. John's (NY)	62 50	130	H	Old Dominion	66 56
15	A	Kentucky	66 82					92	H	Texas Tech	74 56	132	H	Maine	76 51
25	A	Ohio St.	94 89									143	N	Albany (NY)	77 53
												153	A	Pittsburgh	82 50
												162	H	Boston College	58 51
												219	H	Grambling	89 61
												280	A	FIU	69 49
												299	H	Coppin St.	75 35
												320	H	Loyola Chicago	81 43
LAST 12 Division I GAMES:															
108	H	Clemson	81 57	32	A	Syracuse	48 81	13	A	Louisville	59 63				
69	H	Virginia	63 52					60	H	Virginia Tech	82 75				
6	A	Florida St.	71 80					2	H	Notre Dame	55 67				
70	A	Wake Forest	79 56					28	A	North Carolina St.	67 64				
162	H	Boston College	58 51					153	A	Pittsburgh	82 50				
110	H	North Carolina	100 88												

Non-Div I Games:

Miami (FL)

■ Loss,
■ Non-Conf, S Site,
■ Home
■ Away
N Neutral

Average RPI Win:	280	WON-LOST	WINNING	LAST 10	STRENGTH OF	OPP. STRENGTH	TEAM	ADJ.	CONF.	ADJ CONF.
Average RPI Loss:	117	RECORD	PCT. RANK	GAMES	SCHEDULE	OF SCHEDULE	RPI	RPI	RPI	RPI
DIV. I ONLY	7- 17	284	3- 7	89	229	215	215	10	10	
DIV. I NON-CONF.	4- 7	224	0- 0	188	338	230	230	11	11	
TOTALS	RPI 1-25	RPI 26-50	W-L RECORDS	RPI 51-100	RPI 101-150	RPI 150+				
7- 17	0- 0	0- 2	OVERALL	0- 6	0- 3	7- 6				
2- 8	0- 0	0- 1	HOME	0- 3	0- 2	2- 2				
3- 7	0- 0	0- 1	AWAY	0- 3	0- 1	3- 2				
2- 2	0- 0	0- 0	NEUTRAL	0- 0	0- 0	2- 2				
4- 7	0- 0	0- 0	NON-CONFERENCE	0- 1	0- 1	4- 5				
0- 3	0- 0	0- 0	HOME	0- 1	0- 1	0- 1				
2- 2	0- 0	0- 0	AWAY	0- 0	0- 0	2- 2				
2- 2	0- 0	0- 0	NEUTRAL	0- 0	0- 0	2- 2				
3- 10	0- 0	0- 2	CONFERENCE	0- 5	0- 2	3- 1				
2- 5	0- 0	0- 1	HOME	0- 2	0- 1	2- 1				
1- 5	0- 0	0- 1	AWAY	0- 3	0- 1	1- 0				
0- 0	0- 0	0- 0	NEUTRAL	0- 0	0- 0	0- 0				

RPI S	Opponent	Score	RPI S	Opponent	Score	RPI S	Opponent	Score	RPI S	Opponent	Score	Team's RPI: 215
			41 H	Ohio	62 79	62 H	IUPUI	53 65	106 A	Kent St.	66 84	
			47 A	Central Mich.	61 80	78 A	Buffalo	45 71	141 H	Cincinnati	43 49	
						78 H	Buffalo	51 68	144 H	Ball St.	60 81	
						79 A	Northern Ill.	76 89	151 A	Wright St.	57 65	
						79 H	Northern Ill.	61 63	164 N	La Salle	70 79	
						85 A	Toledo	50 64	168 N	Providence	59 75	
									171 H	Western Mich.	60 85	
									191 A	Morehead St.	43 77	
									205 H	Indiana St.	54 62	
									228 H	Akron	54 49	
									253 A	Austin Peay	73 58	
									284 A	Northern Ky.	60 50	
									285 A	Eastern Mich.	79 63	
									285 H	Eastern Mich.	72 61	
									302 N	Eastern Ky.	65 54	
									324 N	Fort Wayne	69 47	
LAST 12 Division I GAMES:												
			79 H	Northern Ill.	61 63	79 A	Northern Ill.	76 89				
			285 A	Eastern Mich.	79 63	47 A	Central Mich.	61 80				
			228 H	Akron	54 49	78 H	Buffalo	51 68				
			144 H	Ball St.	60 81	285 H	Eastern Mich.	72 61				
			106 A	Kent St.	66 84	85 A	Toledo	50 64				
			41 H	Ohio	62 79	171 H	Western Mich.	60 85				

Non-Div I Games: Cedarville 70 57 Northwood 64 49

Miami (OH)

Loss, Non-Conf, S Site, H Home A Away N Neutral

Average RPI Win: 158		WON-LOST	WINNING	LAST 10	STRENGTH OF	OPP. STRENGTH	TEAM	ADJ.	CONF.	ADJ CONF.
Average RPI Loss: 49		RECORD	PCT. RANK	GAMES	SCHEDULE	OF SCHEDULE	RPI	RPI	RPI	RPI
DIV. I ONLY		21- 5	20	8- 2	109	55	29	29	6	6
DIV. I NON-CONF.		11- 3	53	0- 0	123	89	48	48	6	6
TOTALS	RPI 1-25	RPI 26-50		W-L RECORDS		RPI 51-100	RPI 101-150	RPI 150+		
21- 5	0- 4	4- 0		OVERALL		4- 0	0- 0	13- 1		
13- 0	0- 0	3- 0		HOME		2- 0	0- 0	8- 0		
6- 4	0- 3	1- 0		AWAY		1- 0	0- 0	4- 1		
2- 1	0- 1	0- 0		NEUTRAL		1- 0	0- 0	1- 0		
11- 3	0- 2	2- 0		NON-CONFERENCE		1- 0	0- 0	8- 1		
7- 0	0- 0	1- 0		HOME		0- 0	0- 0	6- 0		
2- 2	0- 1	1- 0		AWAY		0- 0	0- 0	1- 1		
2- 1	0- 1	0- 0		NEUTRAL		1- 0	0- 0	1- 0		
10- 2	0- 2	2- 0		CONFERENCE		3- 0	0- 0	5- 0		
6- 0	0- 0	2- 0		HOME		2- 0	0- 0	2- 0		
4- 2	0- 2	0- 0		AWAY		1- 0	0- 0	3- 0		
0- 0	0- 0	0- 0		NEUTRAL		0- 0	0- 0	0- 0		

RPI 1-25					
RPI	S	Opponent	Score		
6	N	Florida St.	62	76	
12	A	UCLA	64	84	
20	A	Maryland	70	83	
25	A	Ohio St.	87	96	

RPI 26-50				Team's RPI: 29	
RPI	S	Opponent	Score		
41	H	Ohio	69	46	
42	H	Indiana	78	74	
46	A	Georgia Tech	92	52	
48	H	Iowa	72	70	

RPI 51-100			
RPI	S	Opponent	Score
58	H	Northwestern	80 54
59	H	Minnesota	84 69
64	N	Gonzaga	78 66
99	A	Purdue	72 62

RPI 101+			
RPI	S	Opponent	Score
163	H	Oakland	101 63
171	H	Western Mich.	66 40
181	A	Xavier	58 61
185	A	Illinois	86 70
193	H	American	82 33
199	A	Nebraska	84 51
200	H	Rutgers	63 50
201	A	Wisconsin	73 56
201	H	Wisconsin	75 66
224	H	Niagara	107 35
255	H	Howard	109 41
267	A	San Diego St.	92 57
281	H	Vermont	78 56
328	N	Winthrop	76 39

LAST 12 Division I GAMES:					
201	H	Wisconsin	75	66	
99	A	Purdue	72	62	
48	H	Iowa	72	70	
185	A	Illinois	86	70	
58	H	Northwestern	80	54	
199	A	Nebraska	84	51	
20	A	Maryland	70	83	
59	H	Minnesota	84	69	
42	H	Indiana	78	74	
25	A	Ohio St.	87	96	
201	A	Wisconsin	73	56	
200	H	Rutgers	63	50	

Non-Div I Games:

Michigan

Loss, Non-Conf, S Site, H Home A Away N Neutral

Average RPI Win:	154	WON-LOST	WINNING	LAST 10	STRENGTH OF	OPP. STRENGTH	TEAM	ADJ.	CONF.	ADJ CONF.
Average RPI Loss:	66	RECORD	PCT. RANK	GAMES	SCHEDULE	OF SCHEDULE	RPI	RPI	RPI	RPI
DIV. I ONLY	16- 9	97	5- 5	78	45	56	56	6	6	
DIV. I NON-CONF.	10- 3	54	0- 0	72	55	37	37	6	6	
TOTALS	RPI 1-25	RPI 26-50	W-L RECORDS	RPI 51-100	RPI 101-150	RPI 150+				
16- 9	1- 2	2- 3	OVERALL	1- 3	2- 0	10- 1				
9- 3	1- 2	1- 0	HOME	0- 1	1- 0	6- 0				
6- 6	0- 0	1- 3	AWAY	1- 2	0- 0	4- 1				
1- 0	0- 0	0- 0	NEUTRAL	0- 0	1- 0	0- 0				
10- 3	0- 1	1- 2	NON-CONFERENCE	0- 0	2- 0	7- 0				
5- 1	0- 1	0- 0	HOME	0- 0	1- 0	4- 0				
4- 2	0- 0	1- 2	AWAY	0- 0	0- 0	3- 0				
1- 0	0- 0	0- 0	NEUTRAL	0- 0	1- 0	0- 0				
6- 6	1- 1	1- 1	CONFERENCE	1- 3	0- 0	3- 1				
4- 2	1- 1	1- 0	HOME	0- 1	0- 0	2- 0				
2- 4	0- 0	0- 1	AWAY	1- 2	0- 0	1- 1				
0- 0	0- 0	0- 0	NEUTRAL	0- 0	0- 0	0- 0				

RPI 1-25				RPI 26-50				RPI 51-100				Team's RPI: 56	RPI 101+			
RPI	S	Opponent	Score	RPI	S	Opponent	Score	RPI	S	Opponent	Score		RPI	S	Opponent	Score
2	H	Notre Dame	61 79	32	A	Syracuse	64 75	58	A	Northwestern	65 76		102	H	Wyoming	63 51
20	H	Maryland	72 89	35	A	Oregon	55 88	59	A	Minnesota	93 74		115	N	Delaware	81 64
25	H	Ohio St.	94 75	42	H	Indiana	69 60	99	A	Purdue	54 66		163	H	Oakland	81 74
				45	A	Quinnipiac	71 54	99	H	Purdue	66 76		166	A	CSUN	63 59
				48	A	Iowa	83 87						171	A	Western Mich.	68 64
LAST 12 Division I GAMES:																
				20	H	Maryland	72 89	58	A	Northwestern	65 76		179	H	Northeastern	78 44
				48	A	Iowa	83 87	200	A	Rutgers	58 62		185	H	Illinois	71 47
				42	H	Indiana	69 60	25	H	Ohio St.	94 75		199	H	Nebraska	93 73
				59	A	Minnesota	93 74	199	H	Nebraska	93 73		200	A	Rutgers	58 62
				201	A	Wisconsin	81 57	99	A	Purdue	54 66		201	A	Wisconsin	81 57
				99	H	Purdue	66 76	185	H	Illinois	71 47		229	H	Southern U.	70 55
													273	H	Davidson	70 34
													308	A	Rhode Island	85 48

Non-Div I Games:

Michigan St.

■ Loss,
■ Non-Conf,
■ S Site,
■ H Home
■ A Away
N Neutral

Average RPI Win:	189	WON-LOST	WINNING	LAST 10	STRENGTH OF	OPP. STRENGTH	TEAM	ADJ.	CONF.	ADJ CONF.
Average RPI Loss:	51	RECORD	PCT. RANK	GAMES	SCHEDULE	OF SCHEDULE	RPI	RPI	RPI	RPI
DIV. I ONLY	16- 8	85	8- 2	79	87	65	65	15	15	
DIV. I NON-CONF.	5- 6	186	0- 0	24	3	95	95	16	16	
TOTALS	RPI 1-25	RPI 26-50	W-L RECORDS	RPI 51-100	RPI 101-150	RPI 150+				
16- 8	0- 3	2- 2	OVERALL	0- 2	3- 1	11- 0				
9- 4	0- 2	2- 2	HOME	0- 0	0- 0	7- 0				
7- 4	0- 1	0- 0	AWAY	0- 2	3- 1	4- 0				
0- 0	0- 0	0- 0	NEUTRAL	0- 0	0- 0	0- 0				
5- 6	0- 3	2- 2	NON-CONFERENCE	0- 1	1- 0	2- 0				
3- 4	0- 2	2- 2	HOME	0- 0	0- 0	1- 0				
2- 2	0- 1	0- 0	AWAY	0- 1	1- 0	1- 0				
0- 0	0- 0	0- 0	NEUTRAL	0- 0	0- 0	0- 0				
11- 2	0- 0	0- 0	CONFERENCE	0- 1	2- 1	9- 0				
6- 0	0- 0	0- 0	HOME	0- 0	0- 0	6- 0				
5- 2	0- 0	0- 0	AWAY	0- 1	2- 1	3- 0				
0- 0	0- 0	0- 0	NEUTRAL	0- 0	0- 0	0- 0				

RPI 1-25				RPI 26-50				RPI 51-100 Team's RPI: 65				RPI 101+			
RPI	S	Opponent	Score	RPI	S	Opponent	Score	RPI	S	Opponent	Score	RPI	S	Opponent	Score
13	H	Louisville	72 91	40	H	Tulane	62 59	69	A	Virginia	51 63	104	A	Charlotte	83 81
15	A	Kentucky	48 61	41	H	Ohio	52 73	81	A	Western Ky.	51 66	120	A	Southern Miss.	61 81
24	H	Arizona St.	48 69	46	H	Georgia Tech	60 61					130	A	Old Dominion	80 63
				47	H	Central Mich.	79 69					150	A	Missouri St.	71 52
LAST 12 Division I GAMES:															
				104	A	Charlotte	83 81	331	H	Fla. Atlantic	87 69				
				130	A	Old Dominion	80 63	280	H	FIU	95 43				
				292	H	UTEP	76 53	81	A	Western Ky.	51 66				
				157	H	UTSA	77 63	250	A	Marshall	72 63				
				155	A	Louisiana Tech	79 65	204	H	North Texas	60 52				
				120	A	Southern Miss.	61 81	188	H	Rice	71 61				
												253	H	Austin Peay	82 51
												260	A	Tennessee Tech	73 62
												280	H	FIU	95 43
												292	H	UTEP	76 53
												331	H	Fla. Atlantic	87 69

Non-Div I Games:

Middle Tenn.

■ Loss,
 ■ Non-Conf, S Site,
 ■ Home
 ■ Away
 N Neutral

Average RPI Win: 267	WON-LOST	WINNING	LAST 10	STRENGTH OF	OPP. STRENGTH	TEAM	ADJ.	CONF.	ADJ CONF.
Average RPI Loss: 104	RECORD	PCT. RANK	GAMES	SCHEDULE	OF SCHEDULE	RPI	RPI	RPI	RPI
DIV. I ONLY	17- 8	80	4- 2	319	194	169	169	20	20
DIV. I NON-CONF.	8- 3	67	1- 0	333	150	170	170	21	21
TOTALS	RPI 1-25	RPI 26-50	W-L RECORDS	RPI 51-100	RPI 101-150	RPI 150+			
17- 8	0- 0	0- 2	OVERALL	1- 2	1- 1	15- 3			
9- 3	0- 0	0- 0	HOME	1- 1	1- 0	7- 2			
7- 5	0- 0	0- 2	AWAY	0- 1	0- 1	7- 1			
1- 0	0- 0	0- 0	NEUTRAL	0- 0	0- 0	1- 0			
8- 3	0- 0	0- 1	NON-CONFERENCE	1- 2	0- 0	7- 0			
4- 1	0- 0	0- 0	HOME	1- 1	0- 0	3- 0			
3- 2	0- 0	0- 1	AWAY	0- 1	0- 0	3- 0			
1- 0	0- 0	0- 0	NEUTRAL	0- 0	0- 0	1- 0			
9- 5	0- 0	0- 1	CONFERENCE	0- 0	1- 1	8- 3			
5- 2	0- 0	0- 0	HOME	0- 0	1- 0	4- 2			
4- 3	0- 0	0- 1	AWAY	0- 0	0- 1	4- 1			
0- 0	0- 0	0- 0	NEUTRAL	0- 0	0- 0	0- 0			

RPI S	Opponent	Score	RPI S	Opponent	Score	RPI S	Opponent	Score	RPI S	Opponent	Score	Team's RPI: 169
34	A Green Bay	47 89	34	A Green Bay	47 89	58	H Northwestern	63 65	137	A Detroit	63 77	
43	A Marquette	74 85	43	A Marquette	74 85	79	A Northern Ill.	104 114	137	H Detroit	81 69	
						83	H Western Ill.	76 68	151	H Wright St.	51 69	
									163	A Oakland	63 77	
									163	H Oakland	73 75	
									184	A Cleveland St.	80 78	
									184	H Cleveland St.	76 72	
									201	H Wisconsin	80 63	
									281	A Vermont	68 44	
									284	H Northern Ky.	72 44	
									295	H North Dakota St.	79 74	
									310	A Illinois St.	68 60	
									311	A Valparaiso	85 74	
									313	A Youngstown St.	78 74	
									313	H Youngstown St.	86 82	
									320	A Loyola Chicago	73 46	
									325	A Ill.-Chicago	88 65	
									325	H Ill.-Chicago	83 55	
									335	H Chicago St.	71 49	
									337	N LIU Brooklyn	88 50	
LAST 12 Division I GAMES:												
281	A Vermont	68 44	184	A Cleveland St.	80 78							
184	H Cleveland St.	76 72	34	A Green Bay	47 89							
313	H Youngstown St.	86 82	325	H Ill.-Chicago	83 55							
163	A Oakland	63 77	137	H Detroit	81 69							
137	A Detroit	63 77	163	H Oakland	73 75							
313	A Youngstown St.	78 74	311	A Valparaiso	85 74							

Non-Div I Games:

Milwaukee

■ Loss,
 ■ Non-Conf,
 ■ S Site,
 ■ Home
 ■ A Away
 N Neutral

Average RPI Win:	135	WON-LOST	WINNING	LAST 10	STRENGTH OF	OPP. STRENGTH	TEAM	ADJ.	CONF.	ADJ CONF.
Average RPI Loss:	44	RECORD	PCT. RANK	GAMES	SCHEDULE	OF SCHEDULE	RPI	RPI	RPI	RPI
DIV. I ONLY	14- 12	155	3- 4	16	44	59	59	6	6	
DIV. I NON-CONF.	9- 4	85	0- 0	7	31	19	19	6	6	
TOTALS	RPI 1-25	RPI 26-50	W-L RECORDS	RPI 51-100	RPI 101-150	RPI 150+				
14- 12	0- 5	2- 3	OVERALL	2- 3	4- 1	6- 0				
11- 4	0- 3	2- 0	HOME	2- 1	2- 0	5- 0				
3- 6	0- 2	0- 3	AWAY	0- 1	2- 0	1- 0				
0- 2	0- 0	0- 0	NEUTRAL	0- 1	0- 1	0- 0				
9- 4	0- 2	2- 0	NON-CONFERENCE	1- 1	4- 1	2- 0				
7- 1	0- 1	2- 0	HOME	1- 0	2- 0	2- 0				
2- 1	0- 1	0- 0	AWAY	0- 0	2- 0	0- 0				
0- 2	0- 0	0- 0	NEUTRAL	0- 1	0- 1	0- 0				
5- 8	0- 3	0- 3	CONFERENCE	1- 2	0- 0	4- 0				
4- 3	0- 2	0- 0	HOME	1- 1	0- 0	3- 0				
1- 5	0- 1	0- 3	AWAY	0- 1	0- 0	1- 0				
0- 0	0- 0	0- 0	NEUTRAL	0- 0	0- 0	0- 0				

RPI 1-25				RPI 26-50				RPI 51-100				Team's RPI: 59				RPI 101+			
RPI	S	Opponent	Score	RPI	S	Opponent	Score	RPI	S	Opponent	Score	RPI	S	Opponent	Score	RPI	S	Opponent	Score
3	A	South Carolina	58 98	27	H	Harvard	103 87	56	H	Michigan St.	74 93	106	H	Kent St.	92 62				
6	H	Florida St.	61 75	29	A	Michigan	69 84	58	H	Northwestern	71 61	110	N	North Carolina	77 91				
20	H	Maryland	72 83	42	A	Indiana	62 78	73	A	Penn St.	66 77	137	H	Detroit	111 91				
25	A	Ohio St.	62 87	48	A	Iowa	65 80	75	H	Belmont	75 74	142	A	VCU	79 69				
25	H	Ohio St.	76 88	49	H	Georgetown	68 60	95	N	Georgia	58 70	148	A	New Mexico	69 65				

Average RPI Win:	96	WON-LOST	WINNING	LAST 10	STRENGTH OF	OPP. STRENGTH	TEAM	ADJ.	CONF.	ADJ CONF.
Average RPI Loss:	3	RECORD	PCT. RANK	GAMES	SCHEDULE	OF SCHEDULE	RPI	RPI	RPI	RPI
DIV. I ONLY	25- 1	3	9- 1	30	7	4	4	2	2	
DIV. I NON-CONF.	14- 0	1	0- 0	69	9	4	4	2	2	
TOTALS	RPI 1-25	RPI 26-50	W-L RECORDS	RPI 51-100	RPI 101-150	RPI 150+				
25- 1	3- 1	6- 0	OVERALL	6- 0	6- 0	4- 0				
9- 0	2- 0	2- 0	HOME	2- 0	1- 0	2- 0				
11- 1	1- 1	2- 0	AWAY	2- 0	5- 0	1- 0				
5- 0	0- 0	2- 0	NEUTRAL	2- 0	0- 0	1- 0				
14- 0	1- 0	3- 0	NON-CONFERENCE	4- 0	2- 0	4- 0				
3- 0	1- 0	0- 0	HOME	0- 0	0- 0	2- 0				
6- 0	0- 0	1- 0	AWAY	2- 0	2- 0	1- 0				
5- 0	0- 0	2- 0	NEUTRAL	2- 0	0- 0	1- 0				
11- 1	2- 1	3- 0	CONFERENCE	2- 0	4- 0	0- 0				
6- 0	1- 0	2- 0	HOME	2- 0	1- 0	0- 0				
5- 1	1- 1	1- 0	AWAY	0- 0	3- 0	0- 0				
0- 0	0- 0	0- 0	NEUTRAL	0- 0	0- 0	0- 0				

RPI 1-25				Team's RPI: 4		RPI 26-50				RPI 51-100				RPI 101+					
RPI	S	Opponent	Score		RPI	S	Opponent	Score		RPI	S	Opponent	Score		RPI	S	Opponent	Score	
3	A	South Carolina	61	64	26	H	Missouri	70	53	53	N	Villanova	108	62	112	A	Ole Miss	66	44
5	H	Texas	79	68	30	H	LSU	74	48	57	A	Southern California	76	72	112	H	Ole Miss	73	62
14	A	Tennessee	74	64	35	N	Oregon	75	63	61	H	Florida	82	49	120	A	Southern Miss.	72	50
16	H	Texas A&M	71	61	37	A	Auburn	77	47	77	A	Iowa St.	85	81	132	A	Maine	87	43
					40	N	Tulane	66	49	89	N	SMU	91	42	134	A	Arkansas	59	51
					44	A	Little Rock	58	44	97	H	Vanderbilt	86	41	138	A	Alabama	67	54
															192	N	San Jose St.	88	51
															220	H	Alabama St.	90	47
															263	A	Hawaii	66	41
															289	H	Northwestern St.	106	30
LAST 12 Division I GAMES:																			
					112	A	Ole Miss	66	44	138	A	Alabama	67	54					
					97	H	Vanderbilt	86	41	112	H	Ole Miss	73	62					
					26	H	Missouri	70	53	61	H	Florida	82	49					
					37	A	Auburn	77	47	14	A	Tennessee	74	64					
					16	H	Texas A&M	71	61	134	A	Arkansas	59	51					
					3	A	South Carolina	61	64	30	H	LSU	74	48					

Non-Div I Games:

Mississippi St.

■ Loss,
 ■ Non-Conf, S Site,
 ■ Home
 ■ Away
 N Neutral

Average RPI Win:	302	WON-LOST	WINNING	LAST 10	STRENGTH OF	OPP. STRENGTH	TEAM	ADJ.	CONF.	ADJ CONF.
Average RPI Loss:	186	RECORD	PCT. RANK	GAMES	SCHEDULE	OF SCHEDULE	RPI	RPI	RPI	RPI
DIV. I ONLY	7- 15	272	4- 6	318	307	305	305	30	30	
DIV. I NON-CONF.	1- 8	314	0- 0	116	105	261	261	30	30	
TOTALS	RPI 1-25	RPI 26-50	W-L RECORDS	RPI 51-100	RPI 101-150	RPI 150+				
7- 15	0- 1	0- 0	OVERALL	0- 1	0- 3	7- 10				
3- 5	0- 0	0- 0	HOME	0- 1	0- 0	3- 4				
4- 10	0- 0	0- 0	AWAY	0- 0	0- 1	4- 1				
0- 0	0- 0	0- 0	NEUTRAL	0- 0	0- 0	0- 0				
1- 8	0- 1	0- 0	NON-CONFERENCE	0- 1	0- 3	1- 3				
0- 2	0- 0	0- 0	HOME	0- 1	0- 0	0- 1				
1- 6	0- 1	0- 0	AWAY	0- 0	0- 3	1- 2				
0- 0	0- 0	0- 0	NEUTRAL	0- 0	0- 0	0- 0				
6- 7	0- 0	0- 0	CONFERENCE	0- 0	0- 0	6- 7				
3- 3	0- 0	0- 0	HOME	0- 0	0- 0	3- 3				
3- 4	0- 0	0- 0	AWAY	0- 0	0- 0	3- 4				
0- 0	0- 0	0- 0	NEUTRAL	0- 0	0- 0	0- 0				

RPI 1-25				RPI 26-50				RPI 51-100				RPI 101+ Team's RPI: 305			
RPI	S	Opponent	Score	RPI	S	Opponent	Score	RPI	S	Opponent	Score	RPI	S	Opponent	Score
8	A	Baylor	36 101					82	H	Colorado	64 76	112	A	Ole Miss	30 67
												120	A	Southern Miss.	55 83
												138	A	Alabama	44 93
												183	A	UAB	46 80
												201	A	Wisconsin	61 103
												203	H	Texas Southern	75 74
												219	A	Grambling	67 88
												220	A	Alabama St.	57 71
												220	H	Alabama St.	73 79
												229	A	Southern U.	44 51
												229	H	Southern U.	51 62
												232	H	Murray St.	62 80
												276	A	Ark.-Pine Bluff	73 63
												289	A	Northwestern St.	68 64
												297	A	Alcorn	49 69
												297	H	Alcorn	60 68
												300	H	Prairie View	64 55
												347	A	Jackson St.	62 57
												349	A	Alabama A&M	58 52
												349	H	Alabama A&M	60 58
LAST 12 Division I GAMES:															
229	H	Southern U.	51 62	203	H	Texas Southern	75 74								
297	H	Alcorn	60 68	300	H	Prairie View	64 55								
220	A	Alabama St.	57 71	229	A	Southern U.	44 51								
349	A	Alabama A&M	58 52	297	A	Alcorn	49 69								
219	A	Grambling	67 88	220	H	Alabama St.	73 79								
347	A	Jackson St.	62 57	349	H	Alabama A&M	60 58								

Non-Div I Games: Tougaloo 99 55 Blue Mountain 66 40

Mississippi Val.

■ Loss,
 ■ Non-Conf,
 ■ S Site,
 ■ H Home
 ■ A Away
 N Neutral

Average RPI Win:	127	WON-LOST	WINNING	LAST 10	STRENGTH OF	OPP. STRENGTH	TEAM	ADJ.	CONF.	ADJ CONF.
Average RPI Loss:	47	RECORD	PCT. RANK	GAMES	SCHEDULE	OF SCHEDULE	RPI	RPI	RPI	RPI
DIV. I ONLY	17- 9	91	6- 4	18	39	26	26	2	2	
DIV. I NON-CONF.	10- 4	80	0- 0	42	118	40	40	2	2	
TOTALS	RPI 1-25	RPI 26-50	W-L RECORDS	RPI 51-100	RPI 101-150	RPI 150+				
17- 9	3- 4	1- 2	OVERALL	3- 1	4- 2	6- 0				
13- 1	2- 0	1- 0	HOME	2- 0	3- 1	5- 0				
3- 7	0- 1	0- 0	AWAY	1- 0	1- 0	1- 0				
1- 1	1- 0	0- 1	NEUTRAL	0- 0	0- 0	0- 0				
10- 4	1- 1	0- 1	NON-CONFERENCE	1- 1	2- 1	6- 0				
8- 0	0- 0	0- 0	HOME	1- 0	2- 0	5- 0				
1- 3	0- 1	0- 0	AWAY	0- 1	0- 1	1- 0				
1- 1	1- 0	0- 1	NEUTRAL	0- 0	0- 0	0- 0				
7- 5	2- 3	1- 1	CONFERENCE	2- 0	2- 1	0- 0				
5- 1	2- 0	1- 0	HOME	1- 0	1- 1	0- 0				
2- 4	0- 3	0- 1	AWAY	1- 0	1- 0	0- 0				
0- 0	0- 0	0- 0	NEUTRAL	0- 0	0- 0	0- 0				

RPI	S	Opponent	Score	RPI	S	Opponent	Score	Team's RPI: 26	RPI	S	Opponent	Score	RPI	S	Opponent	Score
4	A	Mississippi St.	53 70	30	A	LSU	71 80		62	A	IUPUI	45 73	105	A	Saint Louis	61 72
7	A	Washington	66 79	37	H	Auburn	68 53		83	H	Western Ill.	71 68	121	H	Abilene Christian	52 46
14	A	Tennessee	66 77	46	N	Georgia Tech	70 72		95	H	Georgia	63 45	134	A	Arkansas	60 46
15	A	Kentucky	62 64						97	A	Vanderbilt	74 68	134	H	Arkansas	67 56
15	H	Kentucky	73 67										138	H	Alabama	58 59
16	H	Texas A&M	78 76										150	H	Missouri St.	73 49
21	N	Creighton	72 63										174	H	UC Riverside	68 62
													199	A	Nebraska	55 35
													205	H	Indiana St.	77 48
													207	H	Wichita St.	64 57
													216	H	SIUE	72 60
													247	H	UT Martin	80 69
LAST 12 Division I GAMES:																
134	H	Arkansas	67 56	16	H	Texas A&M	78 76									
14	A	Tennessee	66 77	97	A	Vanderbilt	74 68									
4	A	Mississippi St.	53 70	30	A	LSU	71 80									
15	H	Kentucky	73 67	138	H	Alabama	58 59									
37	H	Auburn	68 53	15	A	Kentucky	62 64									
134	A	Arkansas	60 46	95	H	Georgia	63 45									

Non-Div I Games:

Missouri

Average RPI Win:	219	WON-LOST	WINNING	LAST 10	STRENGTH OF	OPP. STRENGTH	TEAM	ADJ.	CONF.	ADJ CONF.
Average RPI Loss:	86	RECORD	PCT. RANK	GAMES	SCHEDULE	OF SCHEDULE	RPI	RPI	RPI	RPI
DIV. I ONLY	12- 10	148	9- 1	172	94	150	150	16	16	
DIV. I NON-CONF.	3- 7	250	0- 0	111	4	195	195	14	14	
TOTALS	RPI 1-25	RPI 26-50	W-L RECORDS	RPI 51-100	RPI 101-150	RPI 150+				
12- 10	0- 0	0- 3	OVERALL	0- 4	2- 2	10- 1				
6- 5	0- 0	0- 2	HOME	0- 2	1- 0	5- 1				
6- 4	0- 0	0- 1	AWAY	0- 1	1- 2	5- 0				
0- 1	0- 0	0- 0	NEUTRAL	0- 1	0- 0	0- 0				
3- 7	0- 0	0- 2	NON-CONFERENCE	0- 3	2- 2	1- 0				
2- 2	0- 0	0- 1	HOME	0- 1	1- 0	1- 0				
1- 4	0- 0	0- 1	AWAY	0- 1	1- 2	0- 0				
0- 1	0- 0	0- 0	NEUTRAL	0- 1	0- 0	0- 0				
9- 3	0- 0	0- 1	CONFERENCE	0- 1	0- 0	9- 1				
4- 3	0- 0	0- 1	HOME	0- 1	0- 0	4- 1				
5- 0	0- 0	0- 0	AWAY	0- 0	0- 0	5- 0				
0- 0	0- 0	0- 0	NEUTRAL	0- 0	0- 0	0- 0				

RPI S	Opponent	Score	RPI S	Opponent	Score	RPI S	Opponent	Score	RPI S	Opponent	Score	Team's RPI: 150
26	A Missouri	49 73	57	N Southern California	67 89	134	H Arkansas	64 62				
38	H Drake	64 90	58	A Northwestern	52 75	140	A Memphis	60 69				
44	H Little Rock	47 58	65	H Middle Tenn.	52 71	146	A Oral Roberts	56 78				
			67	H UNI	54 61	147	A Kansas	87 64				
						165	A Southern Ill.	78 60				
						165	H Southern Ill.	73 59				
						204	H North Texas	63 54				
						205	A Indiana St.	49 46				
						207	A Wichita St.	65 60				
						207	H Wichita St.	73 62				
						214	H Bradley	73 75				
						279	A Evansville	77 41				
						279	H Evansville	68 43				
						310	H Illinois St.	65 60				
						320	A Loyola Chicago	60 32				
LAST 12 Division I GAMES:												
279	H Evansville	68 43	310	H Illinois St.	65 60							
165	H Southern Ill.	73 59	165	A Southern Ill.	78 60							
207	A Wichita St.	65 60	279	A Evansville	77 41							
205	A Indiana St.	49 46	207	H Wichita St.	73 62							
320	A Loyola Chicago	60 32	38	H Drake	64 90							
214	H Bradley	73 75	67	H UNI	54 61							

Non-Div I Games: Alas. Anchorage 65 58





Missouri St.

Average RPI Win: 235	WON-LOST	WINNING	LAST 10	STRENGTH OF	OPP. STRENGTH	TEAM	ADJ.	CONF.	ADJ CONF.
Average RPI Loss: 177	RECORD	PCT. RANK	GAMES	SCHEDULE	OF SCHEDULE	RPI	RPI	RPI	RPI
DIV. I ONLY	12- 12	175	5- 5	259	243	211	211	18	18
DIV. I NON-CONF.	5- 4	143	0- 0	303	330	208	208	17	17
TOTALS	RPI 1-25	RPI 26-50	W-L RECORDS	RPI 51-100	RPI 101-150	RPI 150+			
12- 12	0- 0	1- 1	OVERALL	0- 0	0- 2	11- 9			
6- 5	0- 0	1- 0	HOME	0- 0	0- 2	5- 3			
6- 6	0- 0	0- 1	AWAY	0- 0	0- 0	6- 1			
0- 1	0- 0	0- 0	NEUTRAL	0- 0	0- 0	0- 1			
5- 4	0- 0	0- 0	NON-CONFERENCE	0- 0	0- 1	5- 3			
1- 2	0- 0	0- 0	HOME	0- 0	0- 1	1- 1			
4- 1	0- 0	0- 0	AWAY	0- 0	0- 0	4- 1			
0- 1	0- 0	0- 0	NEUTRAL	0- 0	0- 0	0- 1			
7- 8	0- 0	1- 1	CONFERENCE	0- 0	0- 1	6- 6			
5- 3	0- 0	1- 0	HOME	0- 0	0- 1	4- 2			
2- 5	0- 0	0- 1	AWAY	0- 0	0- 0	2- 4			
0- 0	0- 0	0- 0	NEUTRAL	0- 0	0- 0	0- 0			

RPI 1-25				RPI 26-50				RPI 51-100				RPI 101+				Team's RPI: 211	
RPI	S	Opponent	Score	RPI	S	Opponent	Score	RPI	S	Opponent	Score	RPI	S	Opponent	Score		
				45	A	Quinnipiac	54 74					108	H	Clemson	47 60		
				45	H	Quinnipiac	61 58					118	H	Rider	69 71		
												159	A	Iona	54 60		
												159	H	Iona	75 65		
												168	H	Providence	58 62		
												172	A	Fairfield	60 53		
												172	H	Fairfield	68 71		
												173	N	Hartford	72 75		
												194	A	Siena	76 85		
												194	H	Siena	86 91		
												195	A	Sacred Heart	65 54		
												213	A	Robert Morris	69 56		
												224	A	Niagara	45 66		
												243	H	Marist	79 69		
												245	A	Canisius	54 74		
												245	H	Canisius	55 53		
												285	A	Eastern Mich.	75 68		
												294	A	Lehigh	73 62		
												316	A	Saint Peter's	58 42		
												316	H	Saint Peter's	76 59		
												322	A	St. Francis Brooklyn	78 87		
												340	H	Fairleigh Dickinson	72 63		
LAST 12 Division I GAMES:																	
				159	H	Iona	75 65					159	A	Iona	54 60		
				316	A	Saint Peter's	58 42					45	H	Quinnipiac	61 58		
				45	A	Quinnipiac	54 74					245	H	Canisius	55 53		
				118	H	Rider	69 71					194	A	Siena	76 85		
				194	H	Siena	86 91					316	H	Saint Peter's	76 59		
				172	A	Fairfield	60 53					172	H	Fairfield	68 71		

Non-Div I Games:

Monmouth

 Loss,
  Non-Conf,
 S Site,
  Home
  Away
 N Neutral

Average RPI Win:	308	WON-LOST	WINNING	LAST 10	STRENGTH OF	OPP. STRENGTH	TEAM	ADJ.	CONF.	ADJ CONF.
Average RPI Loss:	162	RECORD	PCT. RANK	GAMES	SCHEDULE	OF SCHEDULE	RPI	RPI	RPI	RPI
DIV. I ONLY	3- 19	331	2- 8	200	259	326	326	19	19	
DIV. I NON-CONF.	1- 8	314	0- 0	190	307	332	332	18	18	
TOTALS	RPI 1-25	RPI 26-50	W-L RECORDS	RPI 51-100	RPI 101-150	RPI 150+				
3- 19	0- 0	0- 1	OVERALL	0- 3	0- 7	3- 8				
3- 8	0- 0	0- 0	HOME	0- 2	0- 3	3- 3				
0- 9	0- 0	0- 0	AWAY	0- 1	0- 4	0- 4				
0- 2	0- 0	0- 1	NEUTRAL	0- 0	0- 0	0- 1				
1- 8	0- 0	0- 1	NON-CONFERENCE	0- 2	0- 1	1- 4				
1- 3	0- 0	0- 0	HOME	0- 1	0- 1	1- 1				
0- 3	0- 0	0- 0	AWAY	0- 1	0- 0	0- 2				
0- 2	0- 0	0- 1	NEUTRAL	0- 0	0- 0	0- 1				
2- 11	0- 0	0- 0	CONFERENCE	0- 1	0- 6	2- 4				
2- 5	0- 0	0- 0	HOME	0- 1	0- 2	2- 2				
0- 6	0- 0	0- 0	AWAY	0- 0	0- 4	0- 2				
0- 0	0- 0	0- 0	NEUTRAL	0- 0	0- 0	0- 0				

RPI S	Opponent	Score	RPI S	Opponent	Score	RPI S	Opponent	Score	RPI S	Opponent	Score	Team's RPI: 326
36 N	South Dakota St.	43 84	52 H	Colorado St.	49 63	102 H	Wyoming	42 67				
			71 H	Montana St.	69 75	114 A	Northern Colo.	46 65				
			94 A	SFA	46 54	124 A	Eastern Wash.	57 64				
						124 H	Eastern Wash.	46 60				
						125 A	Idaho	50 75				
						125 H	Idaho	59 86				
						133 A	North Dakota	63 73				
						177 A	Idaho St.	43 61				
						190 H	Utah St.	47 65				
						217 A	Weber St.	58 74				
						226 A	Seattle U	44 60				
						256 H	Portland St.	44 64				
						283 H	Sacramento St.	60 73				
						288 H	Southern Utah	64 55				
						291 N	Massachusetts	58 59				
						304 H	Northern Ariz.	60 59				
						333 H	Incarinate Word	61 56				
						341 A	Cal St. Fullerton	56 72				
LAST 12 Division I GAMES:												
304 H	Northern Ariz.	60 59	256 H	Portland St.	44 64							
288 H	Southern Utah	64 55	133 A	North Dakota	63 73							
71 H	Montana St.	69 75	114 A	Northern Colo.	46 65							
125 A	Idaho	50 75	124 H	Eastern Wash.	46 60							
124 A	Eastern Wash.	57 64	125 H	Idaho	59 86							
283 H	Sacramento St.	60 73	217 A	Weber St.	58 74							

Non-Div I Games: Rocky Mountain 64 56 Great Falls 66 55

Montana

Loss, Non-Conf, S Site, H Home A Away N Neutral

Average RPI Win:	214	WON-LOST	WINNING	LAST 10	STRENGTH OF	OPP. STRENGTH	TEAM	ADJ.	CONF.	ADJ CONF.
Average RPI Loss:	128	RECORD	PCT. RANK	GAMES	SCHEDULE	OF SCHEDULE	RPI	RPI	RPI	RPI
DIV. I ONLY	16- 5	37	9- 1	225	189	71	71	19	19	
DIV. I NON-CONF.	5- 3	122	0- 0	252	131	107	107	18	18	
TOTALS	RPI 1-25	RPI 26-50	W-L RECORDS	RPI 51-100	RPI 101-150	RPI 150+				
16- 5	0- 0	0- 0	OVERALL	0- 1	5- 2	11- 2				
8- 0	0- 0	0- 0	HOME	0- 0	2- 0	6- 0				
7- 5	0- 0	0- 0	AWAY	0- 1	3- 2	4- 2				
1- 0	0- 0	0- 0	NEUTRAL	0- 0	0- 0	1- 0				
5- 3	0- 0	0- 0	NON-CONFERENCE	0- 1	0- 1	5- 1				
2- 0	0- 0	0- 0	HOME	0- 0	0- 0	2- 0				
2- 3	0- 0	0- 0	AWAY	0- 1	0- 1	2- 1				
1- 0	0- 0	0- 0	NEUTRAL	0- 0	0- 0	1- 0				
11- 2	0- 0	0- 0	CONFERENCE	0- 0	5- 1	6- 1				
6- 0	0- 0	0- 0	HOME	0- 0	2- 0	4- 0				
5- 2	0- 0	0- 0	AWAY	0- 0	3- 1	2- 1				
0- 0	0- 0	0- 0	NEUTRAL	0- 0	0- 0	0- 0				

RPI 1-25			RPI 26-50			RPI 51-100			Team's RPI: 71	RPI 101+		
RPI	S	Opponent	Score	RPI	S	Opponent	Score	RPI	S	Opponent	Score	
								55	A	Utah	64	74
										103	A	UC Davis
										114	A	Northern Colo.
										124	A	Eastern Wash.
										124	H	Eastern Wash.
										125	A	Idaho
										125	H	Idaho
										133	A	North Dakota
										152	N	Santa Clara
										177	A	Idaho St.
										190	A	Utah St.
										217	A	Weber St.
										218	A	Pacific
										226	H	Seattle U
										256	H	Portland St.
										258	H	Cal Poly
										269	A	Portland
										283	H	Sacramento St.
										288	H	Southern Utah
										304	H	Northern Ariz.
										326	A	Montana
LAST 12 Division I GAMES:												
288	H	Southern Utah	71	68	283	H	Sacramento St.	84	80			
304	H	Northern Ariz.	86	69	114	A	Northern Colo.	58	66			
326	A	Montana	75	69	133	A	North Dakota	74	71			
124	A	Eastern Wash.	72	61	125	H	Idaho	80	64			
125	A	Idaho	66	61	124	H	Eastern Wash.	88	83			
256	H	Portland St.	83	76	177	A	Idaho St.	59	67			

Non-Div I Games: Carroll (MT) 75 44 Great Falls 75 42

Montana St.

Loss, Non-Conf, S Site, H Home A Away N Neutral

Average RPI Win:	272	WON-LOST	WINNING	LAST 10	STRENGTH OF	OPP. STRENGTH	TEAM	ADJ.	CONF.	ADJ CONF.
Average RPI Loss:	174	RECORD	PCT. RANK	GAMES	SCHEDULE	OF SCHEDULE	RPI	RPI	RPI	RPI
DIV. I ONLY	17- 7	63	6- 4	341	237	191	191	26	26	
DIV. I NON-CONF.	8- 3	67	0- 0	347	154	204	204	26	26	
TOTALS	RPI 1-25	RPI 26-50	W-L RECORDS	RPI 51-100	RPI 101-150	RPI 150+				
17- 7	0- 1	0- 1	OVERALL	0- 1	0- 0	17- 4				
11- 2	0- 0	0- 0	HOME	0- 1	0- 0	11- 1				
6- 5	0- 1	0- 1	AWAY	0- 0	0- 0	6- 3				
0- 0	0- 0	0- 0	NEUTRAL	0- 0	0- 0	0- 0				
8- 3	0- 1	0- 1	NON-CONFERENCE	0- 0	0- 0	8- 1				
5- 1	0- 0	0- 0	HOME	0- 0	0- 0	5- 1				
3- 2	0- 1	0- 1	AWAY	0- 0	0- 0	3- 0				
0- 0	0- 0	0- 0	NEUTRAL	0- 0	0- 0	0- 0				
9- 4	0- 0	0- 0	CONFERENCE	0- 1	0- 0	9- 3				
6- 1	0- 0	0- 0	HOME	0- 1	0- 0	6- 0				
3- 3	0- 0	0- 0	AWAY	0- 0	0- 0	3- 3				
0- 0	0- 0	0- 0	NEUTRAL	0- 0	0- 0	0- 0				

RPI 1-25				RPI 26-50				RPI 51-100				RPI 101+ Team's RPI: 191			
RPI	S	Opponent	Score	RPI	S	Opponent	Score	RPI	S	Opponent	Score	RPI	S	Opponent	Score
15	A	Kentucky	47 74	50	A	West Virginia	53 94	75	H	Belmont	59 91	215	H	Miami (OH)	77 43
												216	H	SIUE	69 66
												232	H	Murray St.	73 59
												245	H	Canisius	77 68
												247	A	UT Martin	89 68
												251	A	Jacksonville St.	68 69
												253	A	Austin Peay	81 71
												259	H	Georgia St.	50 68
												260	H	Tennessee Tech	79 65
												268	A	Tennessee St.	66 69
												268	H	Tennessee St.	87 74
												270	A	Southeast Mo. St.	82 72
												274	A	Kennesaw St.	71 50
												275	A	North Florida	84 65
												285	H	Eastern Mich.	78 73
												296	H	Lipscomb	73 53
												302	A	Eastern Ky.	58 65
												302	H	Eastern Ky.	80 54
												312	H	Eastern Ill.	66 62
												335	H	Chicago St.	63 55
												344	A	Florida A&M	53 48
LAST 12 Division I GAMES:															
268	H	Tennessee St.	87 74	302	H	Eastern Ky.	80 54								
302	A	Eastern Ky.	58 65	75	H	Belmont	59 91								
270	A	Southeast Mo. St.	82 72	268	A	Tennessee St.	66 69								
232	H	Murray St.	73 59	216	H	SIUE	69 66								
251	A	Jacksonville St.	68 69	312	H	Eastern Ill.	66 62								
260	H	Tennessee Tech	79 65	247	A	UT Martin	89 68								

Non-Div I Games: Ky. Christian 100 52 Alice Lloyd 92 42

Morehead St.

Loss, Non-Conf, S Site, H Home A Away N Neutral

Average RPI Win:	288	WON-LOST	WINNING	LAST 10	STRENGTH OF	OPP. STRENGTH	TEAM	ADJ.	CONF.	ADJ CONF.
Average RPI Loss:	250	RECORD	PCT. RANK	GAMES	SCHEDULE	OF SCHEDULE	RPI	RPI	RPI	RPI
DIV. I ONLY	4- 19	321	3- 7	320	349	339	339	32	32	
DIV. I NON-CONF.	1- 11	330	0- 1	177	346	319	319	31	31	
TOTALS	RPI 1-25	RPI 26-50	W-L RECORDS	RPI 51-100	RPI 101-150	RPI 150+				
4- 19	0- 0	0- 0	OVERALL	0- 1	0- 2	4- 16				
2- 5	0- 0	0- 0	HOME	0- 0	0- 1	2- 4				
2- 11	0- 0	0- 0	AWAY	0- 1	0- 1	2- 9				
0- 3	0- 0	0- 0	NEUTRAL	0- 0	0- 0	0- 3				
1- 11	0- 0	0- 0	NON-CONFERENCE	0- 1	0- 2	1- 8				
0- 2	0- 0	0- 0	HOME	0- 0	0- 1	0- 1				
1- 6	0- 0	0- 0	AWAY	0- 1	0- 1	1- 4				
0- 3	0- 0	0- 0	NEUTRAL	0- 0	0- 0	0- 3				
3- 8	0- 0	0- 0	CONFERENCE	0- 0	0- 0	3- 8				
2- 3	0- 0	0- 0	HOME	0- 0	0- 0	2- 3				
1- 5	0- 0	0- 0	AWAY	0- 0	0- 0	1- 5				
0- 0	0- 0	0- 0	NEUTRAL	0- 0	0- 0	0- 0				

RPI 1-25			RPI 26-50			RPI 51-100			RPI 101+ Team's RPI: 339		
RPI	S	Opponent	Score	RPI	S	Opponent	Score	RPI	S	Opponent	Score
						54 A Dayton	42 61	105 A Saint Louis		43 71	
								145 H Brown		51 68	
								206 A UMBC		69 61	
								210 N Campbell		51 62	
								213 H Robert Morris		44 58	
								221 A Bethune-Cookman		48 50	
								230 A Richmond		37 54	
								250 A Marshall		43 62	
								254 H Norfolk St.		47 56	
								255 A Howard		73 72	
								261 A Savannah St.		62 66	
								276 N Ark.-Pine Bluff		44 53	
								277 H N.C. A&T		62 67	
								299 A Coppin St.		45 61	
								302 N Eastern Ky.		58 66	
								303 A Mt. St. Mary's		50 65	
								318 A UMKC		56 64	
								342 H N.C. Central		44 42	
								344 A Florida A&M		48 51	
								344 H Florida A&M		26 61	
								346 A South Carolina St.		46 50	
								348 H Delaware St.		74 47	
LAST 12 Division I GAMES:											
255 A		Howard	73 72	261 A		Savannah St.	62 66				
348 H		Delaware St.	74 47	277 H		N.C. A&T	62 67				
342 H		N.C. Central	44 42	344 A		Florida A&M	48 51				
344 H		Florida A&M	26 61	221 A		Bethune-Cookman	48 50				
299 A		Coppin St.	45 61	254 H		Norfolk St.	47 56				
346 A		South Carolina St.	46 50	145 H		Brown	51 68				

Non-Div I Games: Washington Adventis79 28

Morgan St.

■ Loss,
 ■ Non-Conf,
 ■ S Site,
 ■ Home
 ■ A Away
 N Neutral

Average RPI Win:	299	WON-LOST	WINNING	LAST 10	STRENGTH OF	OPP. STRENGTH	TEAM	ADJ.	CONF.	ADJ CONF.
Average RPI Loss:	212	RECORD	PCT. RANK	GAMES	SCHEDULE	OF SCHEDULE	RPI	RPI	RPI	RPI
DIV. I ONLY	9- 16	245	6- 4	283	344	303	303	31	31	
DIV. I NON-CONF.	2- 9	293	0- 0	236	288	325	325	32	32	
TOTALS	RPI 1-25	RPI 26-50	W-L RECORDS	RPI 51-100	RPI 101-150	RPI 150+				
9- 16	0- 1	0- 1	OVERALL	0- 0	0- 1	9- 13				
7- 5	0- 0	0- 0	HOME	0- 0	0- 0	7- 5				
2- 11	0- 1	0- 1	AWAY	0- 0	0- 1	2- 8				
0- 0	0- 0	0- 0	NEUTRAL	0- 0	0- 0	0- 0				
2- 9	0- 1	0- 1	NON-CONFERENCE	0- 0	0- 1	2- 6				
2- 3	0- 0	0- 0	HOME	0- 0	0- 0	2- 3				
0- 6	0- 1	0- 1	AWAY	0- 0	0- 1	0- 3				
0- 0	0- 0	0- 0	NEUTRAL	0- 0	0- 0	0- 0				
7- 7	0- 0	0- 0	CONFERENCE	0- 0	0- 0	7- 7				
5- 2	0- 0	0- 0	HOME	0- 0	0- 0	5- 2				
2- 5	0- 0	0- 0	AWAY	0- 0	0- 0	2- 5				
0- 0	0- 0	0- 0	NEUTRAL	0- 0	0- 0	0- 0				

RPI 1-25				RPI 26-50				RPI 51-100				RPI 101+ Team's RPI: 303			
RPI	S	Opponent	Score	RPI	S	Opponent	Score	RPI	S	Opponent	Score	RPI	S	Opponent	Score
20	A	Maryland	42 106	50	A	West Virginia	45 77					128	A	William & Mary	46 68
												153	A	Pittsburgh	54 89
												172	H	Fairfield	57 70
												195	A	Sacred Heart	45 49
												195	H	Sacred Heart	61 59
												213	A	Robert Morris	58 70
												213	H	Robert Morris	44 50
												246	A	Loyola Maryland	53 58
												248	H	UMES	52 63
												255	A	Howard	62 95
												257	A	Saint Francis (PA)	66 58
												257	H	Saint Francis (PA)	88 97
												294	H	Lehigh	57 74
												298	A	Bryant	62 78
												298	H	Bryant	61 53
												299	H	Coppin St.	54 48
												309	A	Central Conn. St.	58 68
												309	H	Central Conn. St.	81 66
												322	A	St. Francis Brooklyn	62 44
												334	H	Wagner	66 47
												337	A	LIU Brooklyn	60 63
												339	H	Morgan St.	65 50
												340	H	Fairleigh Dickinson	61 50
LAST 12 Division I GAMES:															
213	A	Robert Morris	58 70	195	A	Sacred Heart	45 49								
257	A	Saint Francis (PA)	66 58	322	A	St. Francis Brooklyn	62 44								
298	H	Bryant	61 53	340	H	Fairleigh Dickinson	61 50								
309	H	Central Conn. St.	81 66	257	H	Saint Francis (PA)	88 97								
195	H	Sacred Heart	61 59	309	A	Central Conn. St.	58 68								
213	H	Robert Morris	44 50	298	A	Bryant	62 78								

Non-Div I Games:

Mt. St. Mary's

■ Loss,
 ■ Non-Conf,
 ■ S Site,
 ■ H Home
 ■ A Away
 N Neutral

Average RPI Win:	285	WON-LOST	WINNING	LAST 10	STRENGTH OF	OPP. STRENGTH	TEAM	ADJ.	CONF.	ADJ CONF.
Average RPI Loss:	190	RECORD	PCT. RANK	GAMES	SCHEDULE	OF SCHEDULE	RPI	RPI	RPI	RPI
DIV. I ONLY	13- 11	150	5- 5	325	302	232	232	26	26	
DIV. I NON-CONF.	6- 5	148	0- 0	335	299	248	248	26	26	
TOTALS	RPI 1-25	RPI 26-50	W-L RECORDS	RPI 51-100	RPI 101-150	RPI 150+				
13- 11	0- 0	0- 1	OVERALL	0- 1	0- 1	13- 8				
7- 3	0- 0	0- 0	HOME	0- 1	0- 0	7- 2				
5- 7	0- 0	0- 1	AWAY	0- 0	0- 0	5- 6				
1- 1	0- 0	0- 0	NEUTRAL	0- 0	0- 1	1- 0				
6- 5	0- 0	0- 1	NON-CONFERENCE	0- 0	0- 1	6- 3				
3- 1	0- 0	0- 0	HOME	0- 0	0- 0	3- 1				
2- 3	0- 0	0- 1	AWAY	0- 0	0- 0	2- 2				
1- 1	0- 0	0- 0	NEUTRAL	0- 0	0- 1	1- 0				
7- 6	0- 0	0- 0	CONFERENCE	0- 1	0- 0	7- 5				
4- 2	0- 0	0- 0	HOME	0- 1	0- 0	4- 1				
3- 4	0- 0	0- 0	AWAY	0- 0	0- 0	3- 4				
0- 0	0- 0	0- 0	NEUTRAL	0- 0	0- 0	0- 0				

RPI S	Opponent	Score	RPI S	Opponent	Score	RPI S	Opponent	Score	RPI S	Opponent	Score	Team's RPI: 232
41	A Ohio	70 79	75	H Belmont	69 87	121	N Abilene Christian	57 81	165	A Southern Ill.	63 70	
						187	A ETSU	60 79	191	A Morehead St.	59 73	
						216	A SIUE	84 77	223	H UNCG	81 70	
						247	H UT Martin	70 90	251	A Jacksonville St.	71 64	
						253	A Austin Peay	63 75	253	H Austin Peay	67 62	
						260	A Tennessee Tech	54 72	268	H Tennessee St.	80 72	
						270	A Southeast Mo. St.	70 79	279	H Evansville	77 82	
						284	A Northern Ky.	72 69	296	H Lipscomb	79 59	
						302	H Eastern Ky.	70 64	305	A Mississippi Val.	80 62	
						312	A Eastern Ill.	66 57	312	H Eastern Ill.	92 74	
						333	N Incarnate Word	72 68	349	H Alabama A&M	81 49	
LAST 12 Division I GAMES:												
312	A Eastern Ill.	66 57	270	A Southeast Mo. St.	70 79							
253	H Austin Peay	67 62	253	A Austin Peay	63 75							
302	H Eastern Ky.	70 64	216	A SIUE	84 77							
75	H Belmont	69 87	312	H Eastern Ill.	92 74							
191	A Morehead St.	59 73	260	A Tennessee Tech	54 72							
247	H UT Martin	70 90	251	A Jacksonville St.	71 64							

Non-Div I Games: Eureka 101 59 MacMurray 93 37

Murray St.

Loss, Non-Conf, S Site, H Home A Away N Neutral

Average RPI Win:	290	WON-LOST	WINNING	LAST 10	STRENGTH OF	OPP. STRENGTH	TEAM	ADJ.	CONF.	ADJ CONF.
Average RPI Loss:	157	RECORD	PCT. RANK	GAMES	SCHEDULE	OF SCHEDULE	RPI	RPI	RPI	RPI
DIV. I ONLY	9- 13	227	7- 3	303	301	277	277	32	32	
DIV. I NON-CONF.	2- 9	293	0- 0	72	72	258	258	31	31	
TOTALS	RPI 1-25	RPI 26-50	W-L RECORDS	RPI 51-100	RPI 101-150	RPI 150+				
9- 13	0- 1	1- 2	OVERALL	0- 2	0- 1	8- 7				
6- 3	0- 1	1- 1	HOME	0- 0	0- 0	5- 1				
3- 6	0- 0	0- 0	AWAY	0- 1	0- 0	3- 5				
0- 4	0- 0	0- 1	NEUTRAL	0- 1	0- 1	0- 1				
2- 9	0- 1	1- 2	NON-CONFERENCE	0- 2	0- 1	1- 3				
2- 2	0- 1	1- 1	HOME	0- 0	0- 0	1- 0				
0- 3	0- 0	0- 0	AWAY	0- 1	0- 0	0- 2				
0- 4	0- 0	0- 1	NEUTRAL	0- 1	0- 1	0- 1				
7- 4	0- 0	0- 0	CONFERENCE	0- 0	0- 0	7- 4				
4- 1	0- 0	0- 0	HOME	0- 0	0- 0	4- 1				
3- 3	0- 0	0- 0	AWAY	0- 0	0- 0	3- 3				
0- 0	0- 0	0- 0	NEUTRAL	0- 0	0- 0	0- 0				

RPI 1-25				RPI 26-50				RPI 51-100				RPI 101+ Team's RPI: 277			
RPI	S	Opponent	Score	RPI	S	Opponent	Score	RPI	S	Opponent	Score	RPI	S	Opponent	Score
12	H	UCLA	42 83	37	H	Auburn	36 68	61	N	Florida	38 67	144	N	Ball St.	57 76
				41	H	Ohio	63 57	96	A	FGCU	41 67	170	A	Hampton	57 64
				50	N	West Virginia	64 80					196	A	Appalachian St.	58 71
												237	A	Ga. Southern	50 65
												243	N	Marist	64 69
												247	H	UT Martin	74 59
												248	H	UMES	57 60
												254	A	Norfolk St.	53 69
												255	H	Howard	63 55
												299	A	Coppin St.	57 65
												339	A	Morgan St.	67 62
												342	A	N.C. Central	62 38
												344	H	Florida A&M	65 57
												346	H	South Carolina St.	66 54
												348	A	Delaware St.	68 60
												348	H	Delaware St.	83 44
LAST 12 Division I GAMES:															
346	H	South Carolina St.	66 54	339	A	Morgan St.	67 62								
344	H	Florida A&M	65 57	299	A	Coppin St.	57 65								
348	A	Delaware St.	68 60	248	H	UMES	57 60								
254	A	Norfolk St.	53 69	348	H	Delaware St.	83 44								
342	A	N.C. Central	62 38	170	A	Hampton	57 64								
255	H	Howard	63 55	41	H	Ohio	63 57								

Non-Div I Games: Francis Marion 72 65 Slippery Rock 70 59

N.C. A&T

Loss, Non-Conf, S Site, H Home A Away N Neutral

N.C. Central

Through Games Of Feb. 15, 2017

Average RPI Win:	317	WON-LOST	WINNING	LAST 10	STRENGTH OF	OPP. STRENGTH	TEAM	ADJ.	CONF.	ADJ CONF.
Average RPI Loss:	227	RECORD	PCT. RANK	GAMES	SCHEDULE	OF SCHEDULE	RPI	RPI	RPI	RPI
DIV. I ONLY	5- 16	304	4- 6	333	341	342	342	32	32	
DIV. I NON-CONF.	0- 10	335	0- 1	211	302	345	345	31	31	
TOTALS	RPI 1-25	RPI 26-50	W-L RECORDS	RPI 51-100	RPI 101-150	RPI 150+				
5- 16	0- 0	0- 1	OVERALL	0- 1	0- 1	5- 13				
4- 6	0- 0	0- 0	HOME	0- 0	0- 0	4- 6				
1- 10	0- 0	0- 1	AWAY	0- 1	0- 1	1- 7				
0- 0	0- 0	0- 0	NEUTRAL	0- 0	0- 0	0- 0				
0- 10	0- 0	0- 1	NON-CONFERENCE	0- 1	0- 1	0- 7				
0- 4	0- 0	0- 0	HOME	0- 0	0- 0	0- 4				
0- 6	0- 0	0- 1	AWAY	0- 1	0- 1	0- 3				
0- 0	0- 0	0- 0	NEUTRAL	0- 0	0- 0	0- 0				
5- 6	0- 0	0- 0	CONFERENCE	0- 0	0- 0	5- 6				
4- 2	0- 0	0- 0	HOME	0- 0	0- 0	4- 2				
1- 4	0- 0	0- 0	AWAY	0- 0	0- 0	1- 4				
0- 0	0- 0	0- 0	NEUTRAL	0- 0	0- 0	0- 0				

RPI 1-25	RPI 26-50	RPI 51-100	RPI 101+ Team's RPI: 342
RPI S Opponent Score	RPI S Opponent Score	RPI S Opponent Score	RPI S Opponent Score
	28 A North Carolina St. 33 83	99 A Purdue 27 61	130 A Old Dominion 52 83
			170 A Hampton 36 60
			210 A Campbell 30 61
			222 H Presbyterian 63 72
			223 H UNCG 51 64
			239 H Wofford 54 64
			241 A Furman 40 60
			248 H UMES 68 59
			254 A Norfolk St. 40 71
			255 H Howard 50 73
			277 H N.C. A&T 38 62
			278 A Coastal Caro. 50 66
			299 A Coppin St. 58 46
			321 H USC Upstate 58 68
			339 A Morgan St. 42 44
			344 H Florida A&M 52 49
			346 H South Carolina St. 52 41
			348 A Delaware St. 51 55
			348 H Delaware St. 68 63
LAST 12 Division I GAMES:			
	344 H Florida A&M 52 49	255 H Howard 50 73	
	346 H South Carolina St. 52 41	170 A Hampton 36 60	
	299 A Coppin St. 58 46	254 A Norfolk St. 40 71	
	339 A Morgan St. 42 44	348 H Delaware St. 68 63	
	348 A Delaware St. 51 55	248 H UMES 68 59	
	277 H N.C. A&T 38 62	321 H USC Upstate 58 68	

Non-Div I Games: Johnson & Wales (NC75 38 Pfeiffer 47 50

N.C. Central

Loss, Non-Conf, S Site, H Home A Away N Neutral

Average RPI Win:	310	WON-LOST	WINNING	LAST 10	STRENGTH OF	OPP. STRENGTH	TEAM	ADJ.	CONF.	ADJ CONF.
Average RPI Loss:	189	RECORD	PCT. RANK	GAMES	SCHEDULE	OF SCHEDULE	RPI	RPI	RPI	RPI
DIV. I ONLY	8- 16	259	3- 7	332	264	317	317	23	23	
DIV. I NON-CONF.	5- 8	218	0- 1	336	324	308	308	23	23	
TOTALS	RPI 1-25	RPI 26-50	W-L RECORDS	RPI 51-100	RPI 101-150	RPI 150+				
8- 16	0- 0	0- 1	OVERALL	0- 5	0- 1	8- 9				
4- 5	0- 0	0- 0	HOME	0- 1	0- 0	4- 4				
3- 11	0- 0	0- 1	AWAY	0- 4	0- 1	3- 5				
1- 0	0- 0	0- 0	NEUTRAL	0- 0	0- 0	1- 0				
5- 8	0- 0	0- 1	NON-CONFERENCE	0- 2	0- 0	5- 5				
2- 3	0- 0	0- 0	HOME	0- 0	0- 0	2- 3				
2- 5	0- 0	0- 1	AWAY	0- 2	0- 0	2- 2				
1- 0	0- 0	0- 0	NEUTRAL	0- 0	0- 0	1- 0				
3- 8	0- 0	0- 0	CONFERENCE	0- 3	0- 1	3- 4				
2- 2	0- 0	0- 0	HOME	0- 1	0- 0	2- 1				
1- 6	0- 0	0- 0	AWAY	0- 2	0- 1	1- 3				
0- 0	0- 0	0- 0	NEUTRAL	0- 0	0- 0	0- 0				

RPI S	Opponent	Score	RPI S	Opponent	Score	RPI S	Opponent	Score	RPI S	Opponent	Score	Team's RPI: 317
27	A Harvard	38 59	72	A Bucknell	36 67	119	A Stetson	43 77				
			90	A Jacksonville	59 75	178	H Columbia	51 65				
			90	H Jacksonville	56 75	197	H Binghamton	44 68				
			96	A FGCU	53 73	255	H Howard	70 55				
			100	A Saint Joseph's	36 75	274	A Kennesaw St.	64 75				
						274	H Kennesaw St.	56 66				
						275	A North Florida	51 61				
						275	H North Florida	64 62				
						281	A Vermont	42 64				
						294	A Lehigh	52 84				
						296	A Lipscomb	76 53				
						296	H Lipscomb	76 68				
						321	A USC Upstate	58 75				
						334	H Wagner	68 45				
						335	A Chicago St.	57 42				
						337	N LIU Brooklyn	50 48				
						340	H Fairleigh Dickinson	61 66				
						348	A Delaware St.	57 43				
LAST 12 Division I GAMES:												
275	A North Florida	51 61	119	A Stetson	43 77							
90	A Jacksonville	59 75	96	A FGCU	53 73							
274	H Kennesaw St.	56 66	90	H Jacksonville	56 75							
296	A Lipscomb	76 53	275	H North Florida	64 62							
274	A Kennesaw St.	64 75	321	A USC Upstate	58 75							
296	H Lipscomb	76 68	178	H Columbia	51 65							

Non-Div I Games: St. Joseph's (Brkln87 53 Rutgers-Newark 83 52

NJIT

■ Loss,
 ■ Non-Conf,
 ■ S Site,
 ■ Home
 ■ A Away
 N Neutral

Average RPI Win: 257	WON-LOST	WINNING	LAST 10	STRENGTH OF	OPP. STRENGTH	TEAM	ADJ.	CONF.	ADJ CONF.
Average RPI Loss: 121	RECORD	PCT. RANK	GAMES	SCHEDULE	OF SCHEDULE	RPI	RPI	RPI	RPI
DIV. I ONLY	18- 6	43	9- 1	317	195	126	126	24	24
DIV. I NON-CONF.	6- 4	127	0- 0	242	95	137	137	25	25
TOTALS	RPI 1-25	RPI 26-50	W-L RECORDS	RPI 51-100	RPI 101-150	RPI 150+			
18- 6	0- 1	0- 0	OVERALL	0- 2	0- 1	18- 2			
9- 1	0- 0	0- 0	HOME	0- 0	0- 0	9- 1			
9- 4	0- 1	0- 0	AWAY	0- 2	0- 0	9- 1			
0- 1	0- 0	0- 0	NEUTRAL	0- 0	0- 1	0- 0			
6- 4	0- 1	0- 0	NON-CONFERENCE	0- 1	0- 1	6- 1			
4- 0	0- 0	0- 0	HOME	0- 0	0- 0	4- 0			
2- 3	0- 1	0- 0	AWAY	0- 1	0- 0	2- 1			
0- 1	0- 0	0- 0	NEUTRAL	0- 0	0- 1	0- 0			
12- 2	0- 0	0- 0	CONFERENCE	0- 1	0- 0	12- 1			
5- 1	0- 0	0- 0	HOME	0- 0	0- 0	5- 1			
7- 1	0- 0	0- 0	AWAY	0- 1	0- 0	7- 0			
0- 0	0- 0	0- 0	NEUTRAL	0- 0	0- 0	0- 0			

RPI 1-25				RPI 26-50				RPI 51-100				RPI 101+ Team's RPI: 126			
RPI	S	Opponent	Score	RPI	S	Opponent	Score	RPI	S	Opponent	Score	RPI	S	Opponent	Score
14	A	Tennessee	55 85					70	A	Wake Forest	65 75	134	N	Arkansas	67 70
								72	A	Bucknell	64 67	158	A	Army West Point	63 58
												159	H	Iona	73 68
												182	A	George Mason	64 68
												184	H	Cleveland St.	88 63
												189	H	Hofstra	78 69
												244	A	Boston U.	62 59
												244	H	Boston U.	55 41
												246	A	Loyola Maryland	55 43
												246	H	Loyola Maryland	77 51
												249	H	Liberty	67 66
												252	A	Colgate	80 67
												252	H	Colgate	61 69
												286	A	Nevada	79 62
												294	A	Lehigh	66 64
												294	H	Lehigh	79 44
												314	A	Air Force	64 46
												315	A	Lafayette	68 65
												315	H	Lafayette	76 41
												319	A	Holy Cross	73 71
												319	H	Holy Cross	57 56
LAST 12 Division I GAMES:															
294	H	Lehigh	79 44	158	A	Army West Point	63 58								
315	A	Lafayette	68 65	294	A	Lehigh	66 64								
246	A	Loyola Maryland	55 43	315	H	Lafayette	76 41								
252	H	Colgate	61 69	246	H	Loyola Maryland	77 51								
244	H	Boston U.	55 41	252	A	Colgate	80 67								
319	A	Holy Cross	73 71	244	A	Boston U.	62 59								

Non-Div I Games: Goucher 93 40

Navy

■ Loss,
 ■ Non-Conf,
 ■ S Site,
 ■ Home
 ■ A Away
 N Neutral

Nebraska

Through Games Of Feb. 15, 2017

Average RPI Win:	173	WON-LOST	WINNING	LAST 10	STRENGTH OF	OPP. STRENGTH	TEAM	ADJ.	CONF.	ADJ CONF.
Average RPI Loss:	64	RECORD	PCT. RANK	GAMES	SCHEDULE	OF SCHEDULE	RPI	RPI	RPI	RPI
DIV. I ONLY	5- 19	315	1- 9	27	35	199	199	6	6	
DIV. I NON-CONF.	4- 8	230	0- 0	14	15	154	154	6	6	
TOTALS	RPI 1-25	RPI 26-50	W-L RECORDS	RPI 51-100	RPI 101-150	RPI 150+				
5- 19	0- 4	0- 4	OVERALL	1- 9	0- 0	4- 2				
5- 8	0- 2	0- 3	HOME	1- 3	0- 0	4- 0				
0- 9	0- 2	0- 1	AWAY	0- 4	0- 0	0- 2				
0- 2	0- 0	0- 0	NEUTRAL	0- 2	0- 0	0- 0				
4- 8	0- 2	0- 2	NON-CONFERENCE	1- 4	0- 0	3- 0				
4- 4	0- 1	0- 2	HOME	1- 1	0- 0	3- 0				
0- 2	0- 1	0- 0	AWAY	0- 1	0- 0	0- 0				
0- 2	0- 0	0- 0	NEUTRAL	0- 2	0- 0	0- 0				
1- 11	0- 2	0- 2	CONFERENCE	0- 5	0- 0	1- 2				
1- 4	0- 1	0- 1	HOME	0- 2	0- 0	1- 0				
0- 7	0- 1	0- 1	AWAY	0- 3	0- 0	0- 2				
0- 0	0- 0	0- 0	NEUTRAL	0- 0	0- 0	0- 0				

RPI	S	Opponent	Score	RPI	S	Opponent	Score	RPI	S	Opponent	Score	RPI	S	Opponent	Score	Team's RPI: 199
1	H	UConn	41 84	26	H	Missouri	35 55	52	H	Colorado St.	62 59	160	H	Omaha	66 58	
20	H	Maryland	49 93	29	H	Michigan	51 84	56	A	Michigan St.	73 93	185	A	Illinois	59 79	
21	A	Creighton	64 80	38	H	Drake	70 84	58	H	Northwestern	58 62	192	H	San Jose St.	83 61	
25	A	Ohio St.	75 95	48	A	Iowa	72 75	59	H	Minnesota	69 79	200	H	Rutgers	62 58	
								60	A	Virginia Tech	67 76	201	A	Wisconsin	56 82	
								68	H	California	65 86	262	H	UTRGV	71 53	
								69	N	Virginia	51 73					
								73	A	Penn St.	69 86					
								88	N	Washington St.	65 79					
								99	A	Purdue	45 88					
LAST 12 Division I GAMES:																
201	A	Wisconsin	56 82	185	A	Illinois	59 79									
59	H	Minnesota	69 79	200	H	Rutgers	62 58									
25	A	Ohio St.	75 95	56	A	Michigan St.	73 93									
99	A	Purdue	45 88	20	H	Maryland	49 93									
29	H	Michigan	51 84	48	A	Iowa	72 75									
73	A	Penn St.	69 86	58	H	Northwestern	58 62									

Non-Div I Games:

Nebraska

■ Loss,
■ Non-Conf,
■ S Site,
■ H Home
■ A Away
N Neutral

Average RPI Win: 247	WON-LOST	WINNING	LAST 10	STRENGTH OF	OPP. STRENGTH	TEAM	ADJ.	CONF.	ADJ CONF.
Average RPI Loss: 165	RECORD	PCT. RANK	GAMES	SCHEDULE	OF SCHEDULE	RPI	RPI	RPI	RPI
DIV. I ONLY	9- 14	233	4- 6	304	152	286	286	13	13
DIV. I NON-CONF.	5- 5	165	0- 0	315	212	266	266	15	15
TOTALS	RPI 1-25	RPI 26-50	W-L RECORDS	RPI 51-100	RPI 101-150	RPI 150+			
9- 14	0- 0	0- 0	OVERALL	1- 2	1- 5	7- 7			
6- 8	0- 0	0- 0	HOME	1- 1	1- 4	4- 3			
3- 6	0- 0	0- 0	AWAY	0- 1	0- 1	3- 4			
0- 0	0- 0	0- 0	NEUTRAL	0- 0	0- 0	0- 0			
5- 5	0- 0	0- 0	NON-CONFERENCE	0- 1	1- 2	4- 2			
3- 4	0- 0	0- 0	HOME	0- 1	1- 2	2- 1			
2- 1	0- 0	0- 0	AWAY	0- 0	0- 0	2- 1			
0- 0	0- 0	0- 0	NEUTRAL	0- 0	0- 0	0- 0			
4- 9	0- 0	0- 0	CONFERENCE	1- 1	0- 3	3- 5			
3- 4	0- 0	0- 0	HOME	1- 0	0- 2	2- 2			
1- 5	0- 0	0- 0	AWAY	0- 1	0- 1	1- 3			
0- 0	0- 0	0- 0	NEUTRAL	0- 0	0- 0	0- 0			

RPI S	Opponent	Score	RPI S	Opponent	Score	RPI S	Opponent	Score	RPI S	Opponent	Score	Team's RPI: 286
						55	H Utah	50 80	102	H Wyoming	59 72	
						84	A UNLV	41 60	107	H Long Beach St.	93 97	
						87	H Boise St.	69 62	126	H Navy	62 79	
									140	H Memphis	75 67	
									148	A New Mexico	50 59	
									148	H New Mexico	63 69	
									167	A Fresno St.	54 68	
									167	H Fresno St.	70 71	
									190	H Utah St.	69 81	
									192	A San Jose St.	84 107	
									234	A San Diego	54 70	
									263	H Hawaii	67 59	
									267	A San Diego St.	78 83	
									267	H San Diego St.	88 65	
									269	H Portland	72 59	
									283	A Sacramento St.	99 95	
									290	A Pepperdine	69 60	
									314	A Air Force	56 51	
									314	H Air Force	65 58	
									327	H UC Irvine	59 72	
LAST 12 Division I GAMES:												
			314	H Air Force	65 58		167	A Fresno St.	54 68			
			267	H San Diego St.	88 65		314	A Air Force	56 51			
			84	A UNLV	41 60		102	H Wyoming	59 72			
			190	H Utah St.	69 81		148	H New Mexico	63 69			
			148	A New Mexico	50 59		267	A San Diego St.	78 83			
			87	H Boise St.	69 62		167	H Fresno St.	70 71			

Non-Div I Games: Holy Names 70 42

Nevada

New Hampshire

Through Games Of Feb. 15, 2017

Average RPI Win:	233	WON-LOST	WINNING	LAST 10	STRENGTH OF	OPP. STRENGTH	TEAM	ADJ.	CONF.	ADJ CONF.
Average RPI Loss:	106	RECORD	PCT. RANK	GAMES	SCHEDULE	OF SCHEDULE	RPI	RPI	RPI	RPI
DIV. I ONLY	21- 4	13	9- 1	284	205	86	86	22	22	
DIV. I NON-CONF.	9- 3	63	0- 0	299	233	128	128	22	22	
TOTALS	RPI 1-25	RPI 26-50	W-L RECORDS	RPI 51-100	RPI 101-150	RPI 150+				
21- 4	0- 1	0- 0	OVERALL	0- 0	3- 3	18- 0				
12- 1	0- 0	0- 0	HOME	0- 0	2- 1	10- 0				
9- 3	0- 1	0- 0	AWAY	0- 0	1- 2	8- 0				
0- 0	0- 0	0- 0	NEUTRAL	0- 0	0- 0	0- 0				
9- 3	0- 1	0- 0	NON-CONFERENCE	0- 0	0- 2	9- 0				
5- 1	0- 0	0- 0	HOME	0- 0	0- 1	5- 0				
4- 2	0- 1	0- 0	AWAY	0- 0	0- 1	4- 0				
0- 0	0- 0	0- 0	NEUTRAL	0- 0	0- 0	0- 0				
12- 1	0- 0	0- 0	CONFERENCE	0- 0	3- 1	9- 0				
7- 0	0- 0	0- 0	HOME	0- 0	2- 0	5- 0				
5- 1	0- 0	0- 0	AWAY	0- 0	1- 1	4- 0				
0- 0	0- 0	0- 0	NEUTRAL	0- 0	0- 0	0- 0				

RPI 1-25				RPI 26-50				RPI 51-100				Team's RPI: 86	RPI 101+			
RPI	S	Opponent	Score	RPI	S	Opponent	Score	RPI	S	Opponent	Score		RPI	S	Opponent	Score
15	A	Kentucky	43 92										129	A	Cornell	56 61
													132	A	Maine	65 57
													132	H	Maine	50 44
													138	H	Yale	58 64
													143	A	Albany (NY)	55 64
													143	H	Albany (NY)	71 58
													173	H	Hartford	58 50
													179	A	Northeastern	66 63
													194	A	Siena	77 67
													195	H	Sacred Heart	71 43
													197	A	Binghamton	70 62
													197	H	Binghamton	76 69
													206	H	UMBC	60 50
													231	H	Dartmouth	64 47
													244	A	Boston U.	59 51
													272	A	Stony Brook	56 45
													272	H	Stony Brook	49 46
													281	A	Vermont	57 49
													281	H	Vermont	66 47
													282	A	Manhattan	59 42
													298	H	Bryant	62 60
													309	H	Central Conn. St.	56 52
													334	H	Wagner	73 40
													343	A	UMass Lowell	76 57
LAST 12 Division I GAMES:																
132	A	Maine	65 57	343	A	UMass Lowell	76 57									
197	H	Binghamton	76 69	173	H	Hartford	58 50									
281	H	Vermont	66 47	132	H	Maine	50 44									
143	A	Albany (NY)	55 64	281	A	Vermont	57 49									
272	A	Stony Brook	56 45	197	A	Binghamton	70 62									
206	H	UMBC	60 50	143	H	Albany (NY)	71 58									

Non-Div I Games: New England Col. 58 38

New Hampshire

■ Loss,
■ Non-Conf, S Site,
■ Home
■ Away
N Neutral

Average RPI Win:	222	WON-LOST	WINNING	LAST 10	STRENGTH OF	OPP. STRENGTH	TEAM	ADJ.	CONF.	ADJ CONF.
Average RPI Loss:	94	RECORD	PCT. RANK	GAMES	SCHEDULE	OF SCHEDULE	RPI	RPI	RPI	RPI
DIV. I ONLY	13- 11	150	5- 4	122	134	148	148	13	13	
DIV. I NON-CONF.	4- 6	209	0- 0	169	101	241	241	15	15	
TOTALS	RPI 1-25	RPI 26-50	W-L RECORDS	RPI 51-100	RPI 101-150	RPI 150+				
13- 11	0- 0	0- 1	OVERALL	2- 7	0- 1	11- 2				
9- 5	0- 0	0- 0	HOME	2- 4	0- 0	7- 1				
4- 6	0- 0	0- 1	AWAY	0- 3	0- 1	4- 1				
0- 0	0- 0	0- 0	NEUTRAL	0- 0	0- 0	0- 0				
4- 6	0- 0	0- 1	NON-CONFERENCE	1- 3	0- 0	3- 2				
4- 3	0- 0	0- 0	HOME	1- 2	0- 0	3- 1				
0- 3	0- 0	0- 1	AWAY	0- 1	0- 0	0- 1				
0- 0	0- 0	0- 0	NEUTRAL	0- 0	0- 0	0- 0				
9- 5	0- 0	0- 0	CONFERENCE	1- 4	0- 1	8- 0				
5- 2	0- 0	0- 0	HOME	1- 2	0- 0	4- 0				
4- 3	0- 0	0- 0	AWAY	0- 2	0- 1	4- 0				
0- 0	0- 0	0- 0	NEUTRAL	0- 0	0- 0	0- 0				

RPI 1-25				RPI 26-50				RPI 51-100				RPI 101+				Team's RPI: 148	
RPI	S	Opponent	Score	RPI	S	Opponent	Score	RPI	S	Opponent	Score	RPI	S	Opponent	Score		
				43	A	Marquette	52 62	52	H	Colorado St.	63 78	102	A	Wyoming	52 68		
								59	H	Minnesota	65 69	154	H	Tulsa	64 67		
								84	A	UNLV	42 56	167	A	Fresno St.	80 54		
								84	H	UNLV	52 61	180	A	New Mexico St.	70 77		
								87	A	Boise St.	62 64	180	H	New Mexico St.	84 55		
								87	H	Boise St.	75 68	190	A	Utah St.	68 58		
								89	H	SMU	64 49	190	H	Utah St.	78 67		
								92	A	Texas Tech	58 69	192	A	San Jose St.	82 72		
								100	H	Saint Joseph's	67 79	267	H	San Diego St.	85 42		
												286	A	Nevada	69 63		
												286	H	Nevada	59 50		
												292	H	UTEP	79 66		
												314	H	Air Force	81 64		
												340	H	Fairleigh Dickinson	83 56		
LAST 12 Division I GAMES:																	
				87	A	Boise St.	62 64	102	A	Wyoming	52 68						
				314	H	Air Force	81 64	87	H	Boise St.	75 68						
				192	A	San Jose St.	82 72	52	H	Colorado St.	63 78						
				84	H	UNLV	52 61	84	A	UNLV	42 56						
				286	H	Nevada	59 50	286	A	Nevada	69 63						
				190	A	Utah St.	68 58	190	H	Utah St.	78 67						

Non-Div I Games: Northern N.M. 87 47

New Mexico

■ Loss,
 ■ Non-Conf, S Site,
 ■ Home
 ■ Away
 N Neutral

Average RPI Win: 272		WON-LOST	WINNING	LAST 10	STRENGTH OF	OPP. STRENGTH	TEAM	ADJ.	CONF.	ADJ CONF.
Average RPI Loss: 135		RECORD	PCT. RANK	GAMES	SCHEDULE	OF SCHEDULE	RPI	RPI	RPI	RPI
DIV. I ONLY		16- 6	58	10- 0	335	201	180	180	29	29
DIV. I NON-CONF.		6- 6	165	0- 1	295	116	217	217	29	29
TOTALS		RPI 1-25	RPI 26-50	W-L RECORDS	RPI 51-100	RPI 101-150	RPI 150+			
16- 6	0- 0		0- 1	OVERALL	0- 1	1- 2	15- 2			
9- 1	0- 0		0- 0	HOME	0- 0	1- 1	8- 0			
6- 2	0- 0		0- 0	AWAY	0- 0	0- 1	6- 1			
1- 3	0- 0		0- 1	NEUTRAL	0- 1	0- 0	1- 1			
6- 6	0- 0		0- 1	NON-CONFERENCE	0- 1	1- 2	5- 2			
3- 1	0- 0		0- 0	HOME	0- 0	1- 1	2- 0			
2- 2	0- 0		0- 0	AWAY	0- 0	0- 1	2- 1			
1- 3	0- 0		0- 1	NEUTRAL	0- 1	0- 0	1- 1			
10- 0	0- 0		0- 0	CONFERENCE	0- 0	0- 0	10- 0			
6- 0	0- 0		0- 0	HOME	0- 0	0- 0	6- 0			
4- 0	0- 0		0- 0	AWAY	0- 0	0- 0	4- 0			
0- 0	0- 0		0- 0	NEUTRAL	0- 0	0- 0	0- 0			

RPI 1-25				RPI 26-50				RPI 51-100				RPI 101+				Team's RPI: 180	
RPI	S	Opponent	Score	RPI	S	Opponent	Score	RPI	S	Opponent	Score	RPI	S	Opponent	Score		
				45	N	Quinnipiac	46 49	84	N	UNLV	47 52	116	H	Arizona	63 74		
												148	A	New Mexico	55 84		
												148	H	New Mexico	77 70		
												152	N	Santa Clara	46 60		
												192	H	San Jose St.	66 55		
												225	A	Grand Canyon	81 65		
												225	H	Grand Canyon	67 60		
												226	H	Seattle U	73 69		
												263	A	Hawaii	53 56		
												264	A	CSU Bakersfield	64 55		
												264	H	CSU Bakersfield	69 55		
												283	N	Sacramento St.	99 73		
												290	H	Pepperdine	75 66		
												292	A	UTEP	67 59		
												304	A	Northern Ariz.	79 68		
												318	A	UMKC	60 43		
												318	H	UMKC	78 72		
												329	H	Utah Valley	63 46		
												335	A	Chicago St.	65 54		
												335	H	Chicago St.	100 63		
LAST 12 Division I GAMES:																	
				225	H	Grand Canyon	67 60	264	A	CSU Bakersfield	64 55						
				264	H	CSU Bakersfield	69 55	225	A	Grand Canyon	81 65						
				335	A	Chicago St.	65 54	335	H	Chicago St.	100 63						
				329	H	Utah Valley	63 46	318	H	UMKC	78 72						
				226	H	Seattle U	73 69	152	N	Santa Clara	46 60						
				318	A	UMKC	60 43	84	N	UNLV	47 52						

Non-Div I Games:	N.M. Highlands	94	37	Western N.M.	85	28
------------------	----------------	----	----	--------------	----	----

New Mexico St.

Loss, Non-Conf, S Site, H Home A Away N Neutral

New Orleans

Through Games Of Feb. 15, 2017

Average RPI Win:	296	WON-LOST	WINNING	LAST 10	STRENGTH OF	OPP. STRENGTH	TEAM	ADJ.	CONF.	ADJ CONF.
Average RPI Loss:	136	RECORD	PCT. RANK	GAMES	SCHEDULE	OF SCHEDULE	RPI	RPI	RPI	RPI
DIV. I ONLY	9- 11	205	6- 4	224	297	209	209	27	27	
DIV. I NON-CONF.	2- 5	259	0- 0	76	137	180	180	27	27	
TOTALS	RPI 1-25	RPI 26-50	W-L RECORDS	RPI 51-100	RPI 101-150	RPI 150+				
9- 11	0- 1	0- 0	OVERALL	0- 2	0- 6	9- 2				
5- 3	0- 0	0- 0	HOME	0- 0	0- 2	5- 1				
4- 8	0- 1	0- 0	AWAY	0- 2	0- 4	4- 1				
0- 0	0- 0	0- 0	NEUTRAL	0- 0	0- 0	0- 0				
2- 5	0- 1	0- 0	NON-CONFERENCE	0- 1	0- 2	2- 1				
1- 1	0- 0	0- 0	HOME	0- 0	0- 0	1- 1				
1- 4	0- 1	0- 0	AWAY	0- 1	0- 2	1- 0				
0- 0	0- 0	0- 0	NEUTRAL	0- 0	0- 0	0- 0				
7- 6	0- 0	0- 0	CONFERENCE	0- 1	0- 4	7- 1				
4- 2	0- 0	0- 0	HOME	0- 0	0- 2	4- 0				
3- 4	0- 0	0- 0	AWAY	0- 1	0- 2	3- 1				
0- 0	0- 0	0- 0	NEUTRAL	0- 0	0- 0	0- 0				

RPI 1-25				RPI 26-50				RPI 51-100				RPI 101+ Team's RPI: 209			
RPI	S	Opponent	Score	RPI	S	Opponent	Score	RPI	S	Opponent	Score	RPI	S	Opponent	Score
5	A	Texas	48 80					77	A	Iowa St.	63 100	111	H	Central Ark.	51 55
								94	A	SFA	61 88	120	A	Southern Miss.	53 78
												121	A	Abilene Christian	55 68
												136	A	Lamar University	42 73
												136	H	Lamar University	55 66
												138	A	Alabama	57 78
												203	H	Texas Southern	63 57
												233	H	South Ala.	62 65
												251	A	Jacksonville St.	81 79
												266	A	McNeese	71 59
												293	H	Nicholls St.	81 77
												301	H	A&M-Corpus Christi	75 54
												330	A	Southeastern La.	70 85
												333	A	Incarinate Word	71 67
												333	H	Incarinate Word	84 58
												338	H	Sam Houston St.	78 49
												345	A	Houston Baptist	73 63
LAST 12 Division I GAMES:															
330	A	Southeastern La.	70 85	111	H	Central Ark.	51 55								
333	H	Incarinate Word	84 58	345	A	Houston Baptist	73 63								
293	H	Nicholls St.	81 77	338	H	Sam Houston St.	78 49								
136	H	Lamar University	55 66	333	A	Incarinate Word	71 67								
94	A	SFA	61 88	136	A	Lamar University	42 73								
266	A	McNeese	71 59	121	A	Abilene Christian	55 68								

Non-Div I Games: Blue Mountain 75 37 Crowley's Ridge 123 33 Trinity Baptist 100 35

New Orleans

Loss, Non-Conf, S Site, H Home A Away N Neutral

Niagara

Through Games Of Feb. 15, 2017

Average RPI Win:	229	WON-LOST	WINNING	LAST 10	STRENGTH OF	OPP. STRENGTH	TEAM	ADJ.	CONF.	ADJ CONF.
Average RPI Loss:	137	RECORD	PCT. RANK	GAMES	SCHEDULE	OF SCHEDULE	RPI	RPI	RPI	RPI
DIV. I ONLY	7- 18	290	3- 7	97	206	224	224	18	18	
DIV. I NON-CONF.	3- 6	230	0- 0	6	157	90	90	17	17	
TOTALS	RPI 1-25	RPI 26-50	W-L RECORDS	RPI 51-100	RPI 101-150	RPI 150+				
7- 18	0- 1	0- 4	OVERALL	0- 2	0- 2	7- 9				
4- 7	0- 1	0- 1	HOME	0- 0	0- 1	4- 4				
3- 11	0- 0	0- 3	AWAY	0- 2	0- 1	3- 5				
0- 0	0- 0	0- 0	NEUTRAL	0- 0	0- 0	0- 0				
3- 6	0- 1	0- 2	NON-CONFERENCE	0- 2	0- 1	3- 0				
2- 1	0- 1	0- 0	HOME	0- 0	0- 0	2- 0				
1- 5	0- 0	0- 2	AWAY	0- 2	0- 1	1- 0				
0- 0	0- 0	0- 0	NEUTRAL	0- 0	0- 0	0- 0				
4- 12	0- 0	0- 2	CONFERENCE	0- 0	0- 1	4- 9				
2- 6	0- 0	0- 1	HOME	0- 0	0- 1	2- 4				
2- 6	0- 0	0- 1	AWAY	0- 0	0- 0	2- 5				
0- 0	0- 0	0- 0	NEUTRAL	0- 0	0- 0	0- 0				

RPI	S	Opponent	Score	RPI	S	Opponent	Score	RPI	S	Opponent	Score	RPI	S	Opponent	Score	Team's RPI: 224
20	H	Maryland	64 96	29	A	Michigan	35 107	66	A	Drexel	57 69	118	H	Rider	58 78	
				32	A	Syracuse	60 109	78	A	Buffalo	63 73	127	A	Fordham	69 92	
				45	A	Quinnipiac	45 61					159	A	Iona	61 68	
				45	H	Quinnipiac	64 71					159	H	Iona	55 65	
												172	A	Fairfield	63 66	
												172	H	Fairfield	55 65	
												173	H	Hartford	75 62	
												184	A	Cleveland St.	67 49	
												194	A	Siena	53 71	
												211	H	Monmouth	66 45	
												227	H	St. Bonaventure	65 43	
												243	A	Marist	68 53	
												243	H	Marist	58 60	
												245	A	Canisius	41 52	
												245	H	Canisius	57 65	
												282	A	Manhattan	62 59	
												282	H	Manhattan	65 42	
												316	A	Saint Peter's	66 78	
LAST 12 Division I GAMES:																
243	A	Marist	68 53	172	H	Fairfield	55 65									
245	A	Canisius	41 52	245	H	Canisius	57 65									
282	H	Manhattan	65 42	282	A	Manhattan	62 59									
159	H	Iona	55 65	159	A	Iona	61 68									
172	A	Fairfield	63 66	243	H	Marist	58 60									
45	A	Quinnipiac	45 61	45	H	Quinnipiac	64 71									

Non-Div I Games:

Niagara

■ Loss,
■ Non-Conf, S Site,
■ Home
■ Away
N Neutral

Average RPI Win:	294	WON-LOST	WINNING	LAST 10	STRENGTH OF	OPP. STRENGTH	TEAM	ADJ.	CONF.	ADJ CONF.
Average RPI Loss:	183	RECORD	PCT. RANK	GAMES	SCHEDULE	OF SCHEDULE	RPI	RPI	RPI	RPI
DIV. I ONLY	8- 16	259	3- 7	279	319	293	293	27	27	
DIV. I NON-CONF.	3- 8	262	0- 0	250	327	296	296	27	27	
TOTALS	RPI 1-25	RPI 26-50	W-L RECORDS	RPI 51-100	RPI 101-150	RPI 150+				
8- 16	0- 0	0- 0	OVERALL	0- 4	1- 4	7- 8				
5- 5	0- 0	0- 0	HOME	0- 1	1- 3	4- 1				
3- 10	0- 0	0- 0	AWAY	0- 0	0- 0	3- 1				
0- 1	0- 0	0- 0	NEUTRAL	0- 0	0- 0	0- 1				
3- 8	0- 0	0- 0	NON-CONFERENCE	0- 2	0- 2	3- 4				
2- 1	0- 0	0- 0	HOME	0- 0	0- 1	2- 0				
1- 6	0- 0	0- 0	AWAY	0- 2	0- 1	1- 3				
0- 1	0- 0	0- 0	NEUTRAL	0- 0	0- 0	0- 1				
5- 8	0- 0	0- 0	CONFERENCE	0- 2	1- 2	4- 4				
3- 4	0- 0	0- 0	HOME	0- 1	1- 2	2- 1				
2- 4	0- 0	0- 0	AWAY	0- 1	0- 0	2- 3				
0- 0	0- 0	0- 0	NEUTRAL	0- 0	0- 0	0- 0				

RPI 1-25			RPI 26-50			RPI 51-100			RPI 101+ Team's RPI: 293		
RPI	S	Opponent	Score	RPI	S	Opponent	Score	RPI	S	Opponent	Score
								64	A	Gonzaga	46 78
								90	A	Jacksonville	71 76
								94	A	SFA	55 80
								94	H	SFA	77 82
								108	H	Troy	75 100
								111	H	Central Ark.	52 61
								121	H	Abilene Christian	73 89
								136	H	Lamar University	78 67
								140	A	Memphis	62 73
								155	A	Louisiana Tech	52 68
								209	A	New Orleans	77 81
								219	A	Grambling	71 60
								251	A	Jacksonville St.	52 75
								275	N	North Florida	74 77
								289	A	Northwestern St.	58 75
								300	A	Prairie View	67 69
								301	A	A&M-Corpus Christi	60 65
								301	H	A&M-Corpus Christi	74 54
								330	A	Southeastern La.	76 60
								332	H	La.-Monroe	73 54
								333	H	Incarnate Word	52 78
								338	A	Sam Houston St.	66 59
								345	H	Houston Baptist	76 57
								347	H	Jackson St.	83 76
LAST 12 Division I GAMES:											
111	H	Central Ark.	52 61	136	H	Lamar University	78 67				
94	H	SFA	77 82	121	H	Abilene Christian	73 89				
209	A	New Orleans	77 81	94	A	SFA	55 80				
330	A	Southeastern La.	76 60	289	A	Northwestern St.	58 75				
301	A	A&M-Corpus Christi	60 65	338	A	Sam Houston St.	66 59				
345	H	Houston Baptist	76 57	301	H	A&M-Corpus Christi	74 54				

Non-Div I Games:

Nicholls St.

■ Loss,
 ■ Non-Conf,
 ■ S Site,
 ■ Home
 ■ Away
 N Neutral

Average RPI Win:	308	WON-LOST	WINNING	LAST 10	STRENGTH OF	OPP. STRENGTH	TEAM	ADJ.	CONF.	ADJ CONF.
Average RPI Loss:	188	RECORD	PCT. RANK	GAMES	SCHEDULE	OF SCHEDULE	RPI	RPI	RPI	RPI
DIV. I ONLY	12- 10	148	7- 3	343	325	254	254	32	32	
DIV. I NON-CONF.	3- 7	250	0- 0	292	276	255	255	31	31	
TOTALS	RPI 1-25	RPI 26-50	W-L RECORDS	RPI 51-100	RPI 101-150	RPI 150+				
12- 10	0- 0	0- 0	OVERALL	0- 0	0- 2	12- 8				
5- 3	0- 0	0- 0	HOME	0- 0	0- 1	5- 2				
7- 6	0- 0	0- 0	AWAY	0- 0	0- 1	7- 5				
0- 1	0- 0	0- 0	NEUTRAL	0- 0	0- 0	0- 1				
3- 7	0- 0	0- 0	NON-CONFERENCE	0- 0	0- 2	3- 5				
0- 1	0- 0	0- 0	HOME	0- 0	0- 1	0- 0				
3- 5	0- 0	0- 0	AWAY	0- 0	0- 1	3- 4				
0- 1	0- 0	0- 0	NEUTRAL	0- 0	0- 0	0- 1				
9- 3	0- 0	0- 0	CONFERENCE	0- 0	0- 0	9- 3				
5- 2	0- 0	0- 0	HOME	0- 0	0- 0	5- 2				
4- 1	0- 0	0- 0	AWAY	0- 0	0- 0	4- 1				
0- 0	0- 0	0- 0	NEUTRAL	0- 0	0- 0	0- 0				

RPI 1-25			RPI 26-50			RPI 51-100			RPI 101+ Team's RPI: 254		
RPI	S	Opponent	Score	RPI	S	Opponent	Score	RPI	S	Opponent	Score
								128	H	William & Mary	52 65
								130	A	Old Dominion	54 65
								170	H	Hampton	57 58
								173	N	Hartford	51 61
								182	A	George Mason	33 60
								186	A	Towson	58 61
								208	A	UNCW	56 64
								221	H	Bethune-Cookman	58 68
								223	A	UNCG	52 59
								248	H	UMES	74 43
								261	A	Savannah St.	53 59
								261	H	Savannah St.	61 55
								265	A	High Point	63 60
								277	H	N.C. A&T	69 53
								294	A	Lehigh	81 57
								299	A	Coppin St.	49 45
								336	A	Longwood	85 56
								339	A	Morgan St.	56 47
								342	H	N.C. Central	71 40
								346	A	South Carolina St.	68 53
								346	H	South Carolina St.	83 68
								348	A	Delaware St.	82 74
LAST 12 Division I GAMES:											
346	H	South Carolina St.	83 68	299	A	Coppin St.	49 45				
248	H	UMES	74 43	170	H	Hampton	57 58				
261	A	Savannah St.	53 59	348	A	Delaware St.	82 74				
346	A	South Carolina St.	68 53	342	H	N.C. Central	71 40				
277	H	N.C. A&T	69 53	261	H	Savannah St.	61 55				
221	H	Bethune-Cookman	58 68	339	A	Morgan St.	56 47				

Non-Div I Games: Lincoln (PA) 62 28 Saint Augustine's 99 59

Norfolk St.

■ Loss,
 ■ Non-Conf,
 ■ S Site,
 ■ Home
 ■ Away
 N Neutral

North Carolina

Through Games Of Feb. 15, 2017

Average RPI Win:	173	WON-LOST	WINNING	LAST 10	STRENGTH OF	OPP. STRENGTH	TEAM	ADJ.	CONF.	ADJ CONF.
Average RPI Loss:	57	RECORD	PCT. RANK	GAMES	SCHEDULE	OF SCHEDULE	RPI	RPI	RPI	RPI
DIV. I ONLY	13- 12	163	2- 4	54	67	110	110	3	3	
DIV. I NON-CONF.	11- 2	23	1- 0	174	199	66	66	4	4	
TOTALS	RPI 1-25	RPI 26-50	W-L RECORDS	RPI 51-100	RPI 101-150	RPI 150+				
13- 12	0- 4	2- 3	OVERALL	4- 2	0- 1	7- 2				
10- 4	0- 2	2- 0	HOME	2- 1	0- 0	6- 1				
1- 6	0- 2	0- 1	AWAY	0- 1	0- 1	1- 1				
2- 2	0- 0	0- 2	NEUTRAL	2- 0	0- 0	0- 0				
11- 2	0- 0	1- 2	NON-CONFERENCE	3- 0	0- 0	7- 0				
8- 0	0- 0	1- 0	HOME	1- 0	0- 0	6- 0				
1- 0	0- 0	0- 0	AWAY	0- 0	0- 0	1- 0				
2- 2	0- 0	0- 2	NEUTRAL	2- 0	0- 0	0- 0				
2- 10	0- 4	1- 1	CONFERENCE	1- 2	0- 1	0- 2				
2- 4	0- 2	1- 0	HOME	1- 1	0- 0	0- 1				
0- 6	0- 2	0- 1	AWAY	0- 1	0- 1	0- 1				
0- 0	0- 0	0- 0	NEUTRAL	0- 0	0- 0	0- 0				

RPI S	Opponent	Score	RPI S	Opponent	Score	RPI S	Opponent	Score	RPI S	Opponent	Score	Team's RPI: 110
2	H Notre Dame	55 77	28	H North Carolina St.	83 70	59	N Minnesota	91 77	108	A Clemson	67 78	
6	H Florida St.	77 90	30	N LSU	43 70	60	A Virginia Tech	68 76	153	A Pittsburgh	48 68	
10	A Duke	58 70	31	H Elon	78 73	69	H Virginia	67 58	162	H Boston College	77 88	
19	A Miami (FL)	88 100	32	A Syracuse	64 95	70	H Wake Forest	77 80	201	A Wisconsin	72 59	
			33	N South Fla.	55 83	72	H Bucknell	65 50	220	H Alabama St.	84 54	
						90	N Jacksonville	87 57	236	H Charleston So.	93 77	
									250	H Marshall	75 53	
									299	H Coppin St.	90 55	
									346	H South Carolina St.	82 49	
									349	H Alabama A&M	80 35	
LAST 12 Division I GAMES:												
59	N Minnesota	91 77	2	H Notre Dame	55 77							
32	A Syracuse	64 95	70	H Wake Forest	77 80							
162	H Boston College	77 88	153	A Pittsburgh	48 68							
108	A Clemson	67 78	10	A Duke	58 70							
28	H North Carolina St.	83 70	69	H Virginia	67 58							
19	A Miami (FL)	88 100	6	H Florida St.	77 90							

Non-Div I Games:

North Carolina

■ Loss,
 ■ Non-Conf,
 ■ S Site,
 ■ H Home
 ■ A Away
 N Neutral

North Carolina State				Through Games Of Feb. 15, 1917						
Average RPI Win:	143	WON-LOST	WINNING	LAST 10	STRENGTH OF	OPP. STRENGTH	TEAM	ADJ.	CONF.	ADJ CONF.
Average RPI Loss:	42	RECORD	PCT. RANK	GAMES	SCHEDULE	OF SCHEDULE	RPI	RPI	RPI	RPI
DIV. I ONLY	19- 6	38	7- 3	56	42	28	28	3	3	
DIV. I NON-CONF.	10- 3	54	0- 0	253	144	108	108	4	4	
TOTALS	RPI 1-25	RPI 26-50	W-L RECORDS	RPI 51-100	RPI 101-150	RPI 150+				
19- 6	4- 2	2- 3	OVERALL	2- 0	1- 1	10- 0				
13- 1	2- 1	1- 0	HOME	1- 0	1- 0	8- 0				
5- 3	2- 0	1- 2	AWAY	1- 0	0- 1	1- 0				
1- 2	0- 1	0- 1	NEUTRAL	0- 0	0- 0	1- 0				
10- 3	0- 1	1- 2	NON-CONFERENCE	0- 0	0- 0	9- 0				
8- 0	0- 0	1- 0	HOME	0- 0	0- 0	7- 0				
1- 1	0- 0	0- 1	AWAY	0- 0	0- 0	1- 0				
1- 2	0- 1	0- 1	NEUTRAL	0- 0	0- 0	1- 0				
9- 3	4- 1	1- 1	CONFERENCE	2- 0	1- 1	1- 0				
5- 1	2- 1	0- 0	HOME	1- 0	1- 0	1- 0				
4- 2	2- 0	1- 1	AWAY	1- 0	0- 1	0- 0				
0- 0	0- 0	0- 0	NEUTRAL	0- 0	0- 0	0- 0				

RPI	S	Opponent	Score
2	H	Notre Dame	70 62
6	A	Florida St.	70 61
10	H	Duke	55 52
13	A	Louisville	72 70
19	H	Miami (FL)	64 67
22	N	Kansas St.	50 67

RPI	S	Opponent	Score
30	N	LSU	58 59
32	A	Syracuse	75 85
40	A	Tulane	58 63
42	H	Indiana	84 70
46	A	Georgia Tech	75 67

RPI	S	Opponent	Score
60	H	Virginia Tech	85 71
70	A	Wake Forest	65 50

RPI	S	Opponent	Score
108	H	Clemson	65 53
110	A	North Carolina	70 83
153	H	Pittsburgh	55 42
170	H	Hampton	81 56
202	H	Col. of Charleston	91 47
208	H	UNCW	86 54
233	A	South Ala.	74 31
239	H	Wofford	80 40
248	H	UMES	77 58
275	H	North Florida	78 52
292	N	UTEP	71 55
342	H	N.C. Central	83 33

LAST 12 Division I GAMES:			
60	H	Virginia Tech	85 71
46	A	Georgia Tech	75 67
13	A	Louisville	72 70
110	A	North Carolina	70 83
153	H	Pittsburgh	55 42
108	H	Clemson	65 53
10	H	Duke	55 52
32	A	Syracuse	75 85
70	A	Wake Forest	65 50
19	H	Miami (FL)	64 67
6	A	Florida St.	70 61
2	H	Notre Dame	70 62

Non-Div I Games:

North Carolina St.

Loss, Non-Conf, S Site, H Home A Away N Neutral

North Dakota

Through Games Of Feb. 15, 2017

Average RPI Win:	240	WON-LOST	WINNING	LAST 10	STRENGTH OF	OPP. STRENGTH	TEAM	ADJ.	CONF.	ADJ CONF.
Average RPI Loss:	78	RECORD	PCT. RANK	GAMES	SCHEDULE	OF SCHEDULE	RPI	RPI	RPI	RPI
DIV. I ONLY	14- 8	104	8- 2	226	137	133	133	19	19	
DIV. I NON-CONF.	3- 6	230	0- 0	127	25	183	183	18	18	
TOTALS	RPI 1-25	RPI 26-50	W-L RECORDS	RPI 51-100	RPI 101-150	RPI 150+				
14- 8	0- 0	0- 3	OVERALL	0- 3	2- 2	12- 0				
6- 4	0- 0	0- 3	HOME	0- 1	0- 0	6- 0				
8- 4	0- 0	0- 0	AWAY	0- 2	2- 2	6- 0				
0- 0	0- 0	0- 0	NEUTRAL	0- 0	0- 0	0- 0				
3- 6	0- 0	0- 3	NON-CONFERENCE	0- 2	0- 1	3- 0				
1- 3	0- 0	0- 3	HOME	0- 0	0- 0	1- 0				
2- 3	0- 0	0- 0	AWAY	0- 2	0- 1	2- 0				
0- 0	0- 0	0- 0	NEUTRAL	0- 0	0- 0	0- 0				
11- 2	0- 0	0- 0	CONFERENCE	0- 1	2- 1	9- 0				
5- 1	0- 0	0- 0	HOME	0- 1	0- 0	5- 0				
6- 1	0- 0	0- 0	AWAY	0- 0	2- 1	4- 0				
0- 0	0- 0	0- 0	NEUTRAL	0- 0	0- 0	0- 0				

RPI S	Opponent	Score	RPI S	Opponent	Score	RPI S	Opponent	Score	RPI S	Opponent	Score	Team's RPI: 133
36	H South Dakota St.	72 83	67	A UNI	53 74	114	A Northern Colo.	57 51	124	A Eastern Wash.	75 71	
38	H Drake	91 99	71	H Montana St.	71 74	125	A Idaho	61 74	147	A Kansas	71 76	
48	H Iowa	60 75	92	A Texas Tech	80 90	156	H San Francisco	71 63	177	A Idaho St.	65 62	
						217	A Weber St.	70 65	234	A San Diego	65 61	
						256	H Portland St.	65 61	283	H Sacramento St.	94 71	
						288	A Southern Utah	68 65	288	H Southern Utah	75 70	
						295	A North Dakota St.	76 55	304	A Northern Ariz.	80 78	
						304	H Northern Ariz.	88 69	304	H Northern Ariz.	88 69	
						326	H Montana	73 63				
LAST 12 Division I GAMES:												
125	A Idaho	61 74	217	A Weber St.	70 65							
124	A Eastern Wash.	75 71	326	H Montana	73 63							
114	A Northern Colo.	57 51	71	H Montana St.	71 74							
304	H Northern Ariz.	88 69	288	A Southern Utah	68 65							
288	H Southern Utah	75 70	304	A Northern Ariz.	80 78							
177	A Idaho St.	65 62	283	H Sacramento St.	94 71							

Non-Div I Games: Mayville St. 70 43 Mary 79 67

North Dakota

Loss, Non-Conf, S Site, H Home A Away N Neutral

Average RPI Win:	250	WON-LOST	WINNING	LAST 10	STRENGTH OF	OPP. STRENGTH	TEAM	ADJ.	CONF.	ADJ CONF.
Average RPI Loss:	149	RECORD	PCT. RANK	GAMES	SCHEDULE	OF SCHEDULE	RPI	RPI	RPI	RPI
DIV. I ONLY	4- 20	324	2- 8	114	245	295	295	11	11	
DIV. I NON-CONF.	0- 11	335	0- 0	138	323	334	334	10	10	
TOTALS	RPI 1-25	RPI 26-50	W-L RECORDS	RPI 51-100	RPI 101-150	RPI 150+				
4- 20	0- 0	0- 3	OVERALL	1- 5	0- 2	3- 10				
3- 7	0- 0	0- 1	HOME	1- 2	0- 2	2- 2				
1- 11	0- 0	0- 1	AWAY	0- 3	0- 0	1- 7				
0- 2	0- 0	0- 1	NEUTRAL	0- 0	0- 0	0- 1				
0- 11	0- 0	0- 1	NON-CONFERENCE	0- 1	0- 1	0- 8				
0- 3	0- 0	0- 0	HOME	0- 1	0- 1	0- 1				
0- 6	0- 0	0- 0	AWAY	0- 0	0- 0	0- 6				
0- 2	0- 0	0- 1	NEUTRAL	0- 0	0- 0	0- 1				
4- 9	0- 0	0- 2	CONFERENCE	1- 4	0- 1	3- 2				
3- 4	0- 0	0- 1	HOME	1- 1	0- 1	2- 1				
1- 5	0- 0	0- 1	AWAY	0- 3	0- 0	1- 1				
0- 0	0- 0	0- 0	NEUTRAL	0- 0	0- 0	0- 0				

RPI 1-25				RPI 26-50				RPI 51-100				RPI 101+				Team's RPI: 295	
RPI	S	Opponent	Score	RPI	S	Opponent	Score	RPI	S	Opponent	Score	RPI	S	Opponent	Score		
				36	A	South Dakota St.	44 70	62	A	IUPUI	58 71	133	H	North Dakota	55 76		
				36	H	South Dakota St.	66 69	63	A	South Dakota	48 80	146	H	Oral Roberts	50 70		
				47	N	Central Mich.	55 77	63	H	South Dakota	83 73	160	H	Omaha	60 80		
								82	H	Colorado	59 76	163	A	Oakland	66 95		
								83	A	Western Ill.	81 110	168	A	Providence	63 86		
								83	H	Western Ill.	60 87	169	A	Milwaukee	74 79		
												171	H	Western Mich.	63 68		
												242	N	UC Santa Barbara	59 66		
												258	A	Cal Poly	46 73		
												262	A	UTRGV	67 81		
												291	A	Massachusetts	58 70		
												306	A	Denver	86 80		
												306	H	Denver	67 58		
												324	A	Fort Wayne	68 72		
												324	H	Fort Wayne	68 56		
LAST 12 Division I GAMES:																	
				306	H	Denver	67 58	62	A	IUPUI	58 71						
				324	A	Fort Wayne	68 72	160	H	Omaha	60 80						
				83	H	Western Ill.	60 87	83	A	Western Ill.	81 110						
				36	A	South Dakota St.	44 70	324	H	Fort Wayne	68 56						
				146	H	Oral Roberts	50 70	63	H	South Dakota	83 73						
				63	A	South Dakota	48 80	306	A	Denver	86 80						

Non-Div I Games: Mayville St. 93 44 Dickinson St. 70 63

North Dakota St.

Loss, Non-Conf, S Site, H Home A Away N Neutral

North Florida

Through Games Of Feb. 15, 2017

Average RPI Win:	304	WON-LOST	WINNING	LAST 10	STRENGTH OF	OPP. STRENGTH	TEAM	ADJ.	CONF.	ADJ CONF.
Average RPI Loss:	159	RECORD	PCT. RANK	GAMES	SCHEDULE	OF SCHEDULE	RPI	RPI	RPI	RPI
DIV. I ONLY	7- 16	281	3- 7	199	288	275	275	23	23	
DIV. I NON-CONF.	4- 8	230	0- 0	194	280	242	242	23	23	
TOTALS	RPI 1-25	RPI 26-50	W-L RECORDS	RPI 51-100	RPI 101-150	RPI 150+				
7- 16	0- 1	0- 2	OVERALL	0- 3	0- 2	7- 8				
4- 6	0- 0	0- 0	HOME	0- 1	0- 1	4- 4				
2- 9	0- 1	0- 2	AWAY	0- 2	0- 1	2- 3				
1- 1	0- 0	0- 0	NEUTRAL	0- 0	0- 0	1- 1				
4- 8	0- 1	0- 2	NON-CONFERENCE	0- 0	0- 0	4- 5				
2- 2	0- 0	0- 0	HOME	0- 0	0- 0	2- 2				
1- 5	0- 1	0- 2	AWAY	0- 0	0- 0	1- 2				
1- 1	0- 0	0- 0	NEUTRAL	0- 0	0- 0	1- 1				
3- 8	0- 0	0- 0	CONFERENCE	0- 3	0- 2	3- 3				
2- 4	0- 0	0- 0	HOME	0- 1	0- 1	2- 2				
1- 4	0- 0	0- 0	AWAY	0- 2	0- 1	1- 1				
0- 0	0- 0	0- 0	NEUTRAL	0- 0	0- 0	0- 0				

RPI 1-25				RPI 26-50				RPI 51-100				RPI 101+				Team's RPI: 275	
RPI	S	Opponent	Score	RPI	S	Opponent	Score	RPI	S	Opponent	Score	RPI	S	Opponent	Score		
6	A	Florida St.	39 95	28	A	North Carolina St.	52 78	90	A	Jacksonville	58 68	119	A	Stetson	44 68		
				33	A	South Fla.	42 78	96	A	FGCU	46 69	119	H	Stetson	44 62		
								96	H	FGCU	51 68	181	A	Xavier	46 83		
												191	H	Morehead St.	65 84		
												202	A	Col. of Charleston	60 47		
												221	A	Bethune-Cookman	50 52		
												233	N	South Ala.	55 62		
												239	H	Wofford	60 79		
												274	H	Kennesaw St.	61 67		
												293	N	Nicholls St.	77 74		
												296	H	Lipscomb	58 60		
												317	A	NJIT	62 64		
												317	H	NJIT	61 51		
												321	A	USC Upstate	78 67		
												321	H	USC Upstate	77 74		
												331	H	Fla. Atlantic	95 88		
												344	H	Florida A&M	71 60		
LAST 12 Division I GAMES:																	
				317	H	NJIT	61 51	274	H	Kennesaw St.	61 67						
				321	H	USC Upstate	77 74	296	H	Lipscomb	58 60						
				96	A	FGCU	46 69	321	A	USC Upstate	78 67						
				119	H	Stetson	44 62	317	A	NJIT	62 64						
				96	H	FGCU	51 68	90	A	Jacksonville	58 68						
				119	A	Stetson	44 68	239	H	Wofford	60 79						

Non-Div I Games: Warner 72 44 Webber Int'l 103 57 Edward Waters 70 50

North Florida

Loss, Non-Conf, S Site, H Home A Away N Neutral

Average RPI Win: 204		WON-LOST	WINNING	LAST 10	STRENGTH OF	OPP. STRENGTH	TEAM	ADJ.	CONF.	ADJ CONF.
Average RPI Loss: 130		RECORD	PCT. RANK	GAMES	SCHEDULE	OF SCHEDULE	RPI	RPI	RPI	RPI
DIV. I ONLY		9- 14	233	5- 5	123	155	204	204	15	15
DIV. I NON-CONF.		3- 8	262	0- 0	165	181	254	254	16	16
TOTALS		RPI 1-25	RPI 26-50	W-L RECORDS	RPI 51-100	RPI 101-150	RPI 150+			
9- 14	0- 0		0- 2	OVERALL	0- 2	3- 4	6- 6			
6- 5	0- 0		0- 1	HOME	0- 0	2- 1	4- 3			
3- 7	0- 0		0- 1	AWAY	0- 2	1- 3	2- 1			
0- 2	0- 0		0- 0	NEUTRAL	0- 0	0- 0	0- 2			
3- 8	0- 0		0- 2	NON-CONFERENCE	0- 1	1- 1	2- 4			
2- 2	0- 0		0- 1	HOME	0- 0	0- 0	2- 1			
1- 4	0- 0		0- 1	AWAY	0- 1	1- 1	0- 1			
0- 2	0- 0		0- 0	NEUTRAL	0- 0	0- 0	0- 2			
6- 6	0- 0		0- 0	CONFERENCE	0- 1	2- 3	4- 2			
4- 3	0- 0		0- 0	HOME	0- 0	2- 1	2- 2			
2- 3	0- 0		0- 0	AWAY	0- 1	0- 2	2- 0			
0- 0	0- 0		0- 0	NEUTRAL	0- 0	0- 0	0- 0			

RPI 1-25				RPI 26-50				RPI 51-100				RPI 101+				Team's RPI: 204	
RPI	S	Opponent	Score	RPI	S	Opponent	Score	RPI	S	Opponent	Score	RPI	S	Opponent	Score		
				42	H	Indiana	64 94	65	A	Middle Tenn.	52 60	104	A	Charlotte	49 66		
				44	A	Little Rock	44 55	89	A	SMU	51 65	104	H	Charlotte	63 78		
												116	A	Arizona	62 58		
												120	H	Southern Miss.	75 62		
												130	A	Old Dominion	47 62		
												130	H	Old Dominion	65 55		
												150	A	Missouri St.	54 63		
												154	A	Tulsa	58 63		
												155	H	Louisiana Tech	65 72		
												159	H	Iona	66 55		
												160	N	Omaha	57 85		
												176	H	Texas St.	58 59		
												183	A	UAB	59 58		
												188	A	Rice	77 69		
												188	H	Rice	49 51		
												262	N	UTRGV	69 74		
												280	H	FIU	69 49		
												331	H	Fla. Atlantic	79 57		
												333	H	Incarnate Word	84 61		
LAST 12 Division I GAMES:																	
				280	H	FIU	69 49	120	H	Southern Miss.	75 62						
				331	H	Fla. Atlantic	79 57	188	H	Rice	49 51						
				188	A	Rice	77 69	65	A	Middle Tenn.	52 60						
				130	A	Old Dominion	47 62	183	A	UAB	59 58						
				104	A	Charlotte	49 66	130	H	Old Dominion	65 55						
				155	H	Louisiana Tech	65 72	104	H	Charlotte	63 78						

Non-Div I Games:

North Texas

Loss, Non-Conf, S Site, H Home A Away N Neutral

Northeastern

Through Games Of Feb. 15, 2017

Average RPI Win:	222	WON-LOST	WINNING	LAST 10	STRENGTH OF	OPP. STRENGTH	TEAM	ADJ.	CONF.	ADJ CONF.
Average RPI Loss:	82	RECORD	PCT. RANK	GAMES	SCHEDULE	OF SCHEDULE	RPI	RPI	RPI	RPI
DIV. I ONLY	8- 17	267	2- 8	53	107	179	179	8	8	
DIV. I NON-CONF.	4- 8	230	0- 0	91	129	184	184	8	8	
TOTALS	RPI 1-25	RPI 26-50	W-L RECORDS	RPI 51-100	RPI 101-150	RPI 150+				
8- 17	0- 1	0- 5	OVERALL	0- 5	0- 5	8- 1				
5- 6	0- 0	0- 2	HOME	0- 2	0- 2	5- 0				
3- 8	0- 0	0- 3	AWAY	0- 2	0- 3	3- 0				
0- 3	0- 1	0- 0	NEUTRAL	0- 1	0- 0	0- 1				
4- 8	0- 1	0- 1	NON-CONFERENCE	0- 3	0- 2	4- 1				
2- 2	0- 0	0- 0	HOME	0- 1	0- 1	2- 0				
2- 3	0- 0	0- 1	AWAY	0- 1	0- 1	2- 0				
0- 3	0- 1	0- 0	NEUTRAL	0- 1	0- 0	0- 1				
4- 9	0- 0	0- 4	CONFERENCE	0- 2	0- 3	4- 0				
3- 4	0- 0	0- 2	HOME	0- 1	0- 1	3- 0				
1- 5	0- 0	0- 2	AWAY	0- 1	0- 2	1- 0				
0- 0	0- 0	0- 0	NEUTRAL	0- 0	0- 0	0- 0				

RPI 1-25				RPI 26-50				RPI 51-100				RPI 101+ Team's RPI: 179			
RPI	S	Opponent	Score	RPI	S	Opponent	Score	RPI	S	Opponent	Score	RPI	S	Opponent	Score
11	N	Stanford	45 74	31	A	Elon	58 70	56	A	Michigan St.	44 78	115	A	Delaware	53 65
				31	H	Elon	65 76	66	A	Drexel	51 74	122	H	St. Mary's (CA)	53 77
				39	A	James Madison	54 74	66	H	Drexel	33 63	128	A	William & Mary	58 60
				39	H	James Madison	49 67	86	H	New Hampshire	63 66	128	H	William & Mary	54 68
				45	A	Quinnipiac	59 76	99	N	Purdue	54 79	132	A	Maine	49 68
												186	H	Towson	72 64
												189	A	Hofstra	53 51
												194	H	Siena	61 50
												202	H	Col. of Charleston	61 44
												207	N	Wichita St.	73 87
												208	H	UNCW	55 47
												244	H	Boston U.	78 59
												245	A	Canisius	83 59
												306	A	Denver	72 69
LAST 12 Division I GAMES:															
202	H	Col. of Charleston	61 44	208	H	UNCW	55 47								
31	A	Elon	58 70	115	A	Delaware	53 65								
39	H	James Madison	49 67	39	A	James Madison	54 74								
128	H	William & Mary	54 68	128	A	William & Mary	58 60								
66	A	Drexel	51 74	66	H	Drexel	33 63								
31	H	Elon	65 76	186	H	Towson	72 64								

Non-Div I Games:

Northeastern

■ Loss,
 ■ Non-Conf, S Site,
 ■ Home
 ■ Away
 N Neutral

Average RPI Win:	265	WON-LOST	WINNING	LAST 10	STRENGTH OF	OPP. STRENGTH	TEAM	ADJ.	CONF.	ADJ CONF.
Average RPI Loss:	178	RECORD	PCT. RANK	GAMES	SCHEDULE	OF SCHEDULE	RPI	RPI	RPI	RPI
DIV. I ONLY	5- 18	309	1- 9	198	298	304	304	19	19	
DIV. I NON-CONF.	3- 7	250	0- 0	244	333	291	291	18	18	
TOTALS	RPI 1-25	RPI 26-50	W-L RECORDS	RPI 51-100	RPI 101-150	RPI 150+				
5- 18	0- 0	0- 0	OVERALL	0- 2	1- 6	4- 10				
3- 7	0- 0	0- 0	HOME	0- 0	1- 3	2- 4				
2- 11	0- 0	0- 0	AWAY	0- 2	0- 3	2- 6				
0- 0	0- 0	0- 0	NEUTRAL	0- 0	0- 0	0- 0				
3- 7	0- 0	0- 0	NON-CONFERENCE	0- 1	0- 1	3- 5				
2- 2	0- 0	0- 0	HOME	0- 0	0- 0	2- 2				
1- 5	0- 0	0- 0	AWAY	0- 1	0- 1	1- 3				
0- 0	0- 0	0- 0	NEUTRAL	0- 0	0- 0	0- 0				
2- 11	0- 0	0- 0	CONFERENCE	0- 1	1- 5	1- 5				
1- 5	0- 0	0- 0	HOME	0- 0	1- 3	0- 2				
1- 6	0- 0	0- 0	AWAY	0- 1	0- 2	1- 3				
0- 0	0- 0	0- 0	NEUTRAL	0- 0	0- 0	0- 0				

RPI 1-25				RPI 26-50				RPI 51-100				RPI 101+				Team's RPI: 304	
RPI	S	Opponent	Score	RPI	S	Opponent	Score	RPI	S	Opponent	Score	RPI	S	Opponent	Score		
								55	A	Utah	65	78	114	A	Northern Colo.	64	75
								71	A	Montana St.	69	86	114	H	Northern Colo.	66	69
												124	H	Eastern Wash.	56	47	
												125	H	Idaho	80	91	
												133	A	North Dakota	69	88	
												133	H	North Dakota	78	80	
												136	A	Lamar University	60	75	
												166	H	CSUN	79	83	
												177	H	Idaho St.	51	64	
												180	H	New Mexico St.	68	79	
												217	H	Weber St.	64	75	
												225	A	Grand Canyon	65	76	
												242	A	UC Santa Barbara	51	60	
												256	A	Portland St.	55	56	
												258	A	Cal Poly	53	58	
												283	A	Sacramento St.	76	82	
												288	A	Southern Utah	77	68	
												292	A	UTEP	65	51	
												306	H	Denver	82	67	
												313	H	Youngstown St.	70	49	
												326	A	Montana	59	60	
LAST 12 Division I GAMES:																	
				326	A	Montana	59	60				125	H	Idaho	80	91	
				71	A	Montana St.	69	86				124	H	Eastern Wash.	56	47	
				217	H	Weber St.	64	75				283	A	Sacramento St.	76	82	
				177	H	Idaho St.	51	64				256	A	Portland St.	55	56	
				133	A	North Dakota	69	88				114	H	Northern Colo.	66	69	
				114	A	Northern Colo.	64	75				133	H	North Dakota	78	80	

Non-Div I Games: Antelope Valley 109 60

Northern Ariz.

■ Loss,
 ■ Non-Conf,
 ■ S Site,
 ■ H Home
 ■ A Away
 N Neutral

Average RPI Win:	236	WON-LOST	WINNING	LAST 10	STRENGTH OF	OPP. STRENGTH	TEAM	ADJ.	CONF.	ADJ CONF.
Average RPI Loss:	103	RECORD	PCT. RANK	GAMES	SCHEDULE	OF SCHEDULE	RPI	RPI	RPI	RPI
DIV. I ONLY	18- 5	29	8- 2	301	198	114	114	19	19	
DIV. I NON-CONF.	7- 3	83	0- 0	257	161	116	116	18	18	
TOTALS	RPI 1-25	RPI 26-50	W-L RECORDS	RPI 51-100	RPI 101-150	RPI 150+				
18- 5	0- 0	0- 0	OVERALL	2- 2	1- 3	15- 0				
9- 2	0- 0	0- 0	HOME	2- 1	0- 1	7- 0				
8- 3	0- 0	0- 0	AWAY	0- 1	1- 2	7- 0				
1- 0	0- 0	0- 0	NEUTRAL	0- 0	0- 0	1- 0				
7- 3	0- 0	0- 0	NON-CONFERENCE	1- 2	0- 1	6- 0				
3- 1	0- 0	0- 0	HOME	1- 1	0- 0	2- 0				
3- 2	0- 0	0- 0	AWAY	0- 1	0- 1	3- 0				
1- 0	0- 0	0- 0	NEUTRAL	0- 0	0- 0	1- 0				
11- 2	0- 0	0- 0	CONFERENCE	1- 0	1- 2	9- 0				
6- 1	0- 0	0- 0	HOME	1- 0	0- 1	5- 0				
5- 1	0- 0	0- 0	AWAY	0- 0	1- 1	4- 0				
0- 0	0- 0	0- 0	NEUTRAL	0- 0	0- 0	0- 0				

RPI S	Opponent	Score	RPI S	Opponent	Score	RPI S	Opponent	Score	RPI S	Opponent	Score	Team's RPI: 114
						52	A Colorado St.	47 58	122	A St. Mary's (CA)	65 75	
						71	H Montana St.	66 58	124	A Eastern Wash.	61 67	
						82	H Colorado	62 83	125	A Idaho	71 67	
						96	H FGCU	77 74	133	H North Dakota	51 57	
									157	A UTSA	73 66	
									177	A Idaho St.	77 62	
									217	A Weber St.	88 79	
									218	A Pacific	60 56	
									234	H San Diego	54 51	
									256	H Portland St.	91 62	
									283	H Sacramento St.	95 88	
									285	N Eastern Mich.	58 57	
									288	A Southern Utah	83 53	
									288	H Southern Utah	74 55	
									304	A Northern Ariz.	69 66	
									304	H Northern Ariz.	75 64	
									306	H Denver	68 48	
									314	A Air Force	71 44	
									326	H Montana	65 46	
LAST 12 Division I GAMES:												
			124	A Eastern Wash.	61 67		177	A Idaho St.	77 62			
			125	A Idaho	71 67		71	H Montana St.	66 58			
			133	H North Dakota	51 57		326	H Montana	65 46			
			288	H Southern Utah	74 55		304	A Northern Ariz.	69 66			
			304	H Northern Ariz.	75 64		288	A Southern Utah	83 53			
			217	A Weber St.	88 79		256	H Portland St.	91 62			

Non-Div I Games: Colo. Christian 90 47

Northern Colo.

■ Loss,
 ■ Non-Conf,
 ■ S Site,
 ■ H Home
 ■ A Away
 N Neutral

Average RPI Win:	200	WON-LOST	WINNING	LAST 10	STRENGTH OF	OPP. STRENGTH	TEAM	ADJ.	CONF.	ADJ CONF.
Average RPI Loss:	89	RECORD	PCT. RANK	GAMES	SCHEDULE	OF SCHEDULE	RPI	RPI	RPI	RPI
DIV. I ONLY	18- 6	43	8- 2	178	125	79	79	10	10	
DIV. I NON-CONF.	7- 4	114	0- 0	265	202	132	132	11	11	
TOTALS	RPI 1-25	RPI 26-50	W-L RECORDS	RPI 51-100	RPI 101-150	RPI 150+				
18- 6	0- 0	1- 2	OVERALL	2- 3	3- 0	12- 1				
9- 2	0- 0	1- 1	HOME	0- 0	1- 0	7- 1				
9- 3	0- 0	0- 1	AWAY	2- 1	2- 0	5- 0				
0- 1	0- 0	0- 0	NEUTRAL	0- 1	0- 0	0- 0				
7- 4	0- 0	0- 1	NON-CONFERENCE	0- 3	0- 0	7- 0				
4- 0	0- 0	0- 0	HOME	0- 0	0- 0	4- 0				
3- 3	0- 0	0- 1	AWAY	0- 2	0- 0	3- 0				
0- 1	0- 0	0- 0	NEUTRAL	0- 1	0- 0	0- 0				
11- 2	0- 0	1- 1	CONFERENCE	2- 0	3- 0	5- 1				
5- 2	0- 0	1- 1	HOME	0- 0	1- 0	3- 1				
6- 0	0- 0	0- 0	AWAY	2- 0	2- 0	2- 0				
0- 0	0- 0	0- 0	NEUTRAL	0- 0	0- 0	0- 0				

RPI 1-25			RPI 26-50			RPI 51-100			Team's RPI: 79			RPI 101+			
RPI	S	Opponent	Score	RPI	S	Opponent	Score	RPI	S	Opponent	Score	RPI	S	Opponent	Score
				38	A	Drake	86 95	63	N	South Dakota	83 97	106	A	Kent St.	98 97
				41	H	Ohio	88 80	77	A	Iowa St.	89 97	106	H	Kent St.	93 72
				47	H	Central Mich.	94 109	78	A	Buffalo	89 80	144	A	Ball St.	101 96
								83	A	Western Ill.	79 83	169	H	Milwaukee	114 104
								85	A	Toledo	77 73	171	H	Western Mich.	67 62
												214	A	Bradley	81 51
												215	A	Miami (OH)	63 61
												215	H	Miami (OH)	89 76
												216	H	SIUE	97 78
												228	H	Akron	55 84
												271	A	Bowling Green	89 76
												285	H	Eastern Mich.	85 73
												310	H	Illinois St.	108 66
												318	A	UMKC	86 75
												320	A	Loyola Chicago	90 70
												335	H	Chicago St.	94 85
LAST 12 Division I GAMES:															
				215	A	Miami (OH)	63 61	215	H	Miami (OH)	89 76				
				78	A	Buffalo	89 80	228	H	Akron	55 84				
				47	H	Central Mich.	94 109	85	A	Toledo	77 73				
				171	H	Western Mich.	67 62	106	A	Kent St.	98 97				
				144	A	Ball St.	101 96	41	H	Ohio	88 80				
				106	H	Kent St.	93 72	271	A	Bowling Green	89 76				

Non-Div I Games:

Northern Ill.

Average RPI Win:	272	WON-LOST	WINNING	LAST 10	STRENGTH OF	OPP. STRENGTH	TEAM	ADJ.	CONF.	ADJ CONF.
Average RPI Loss:	165	RECORD	PCT. RANK	GAMES	SCHEDULE	OF SCHEDULE	RPI	RPI	RPI	RPI
DIV. I ONLY	7- 17	284	4- 6	203	283	284	284	20	20	
DIV. I NON-CONF.	3- 8	262	0- 0	158	294	265	265	21	21	
TOTALS	RPI 1-25	RPI 26-50	W-L RECORDS	RPI 51-100	RPI 101-150	RPI 150+				
7- 17	0- 0	0- 3	OVERALL	0- 0	1- 3	6- 11				
3- 8	0- 0	0- 0	HOME	0- 0	0- 2	3- 6				
2- 8	0- 0	0- 2	AWAY	0- 0	0- 0	2- 4				
2- 1	0- 0	0- 0	NEUTRAL	0- 0	1- 0	1- 1				
3- 8	0- 0	0- 2	NON-CONFERENCE	0- 0	1- 1	2- 5				
1- 3	0- 0	0- 0	HOME	0- 0	0- 1	1- 2				
0- 4	0- 0	0- 2	AWAY	0- 0	0- 0	0- 2				
2- 1	0- 0	0- 0	NEUTRAL	0- 0	1- 0	1- 1				
4- 9	0- 0	0- 1	CONFERENCE	0- 0	0- 2	4- 6				
2- 5	0- 0	0- 0	HOME	0- 0	0- 1	2- 4				
2- 4	0- 0	0- 1	AWAY	0- 0	0- 1	2- 2				
0- 0	0- 0	0- 0	NEUTRAL	0- 0	0- 0	0- 0				

RPI 1-25				RPI 26-50				RPI 51-100				RPI 101+ Team's RPI: 284			
RPI	S	Opponent	Score	RPI	S	Opponent	Score	RPI	S	Opponent	Score	RPI	S	Opponent	Score
				34	A	Green Bay	39 70					119	H	Stetson	45 54
				41	A	Ohio	41 58					120	N	Southern Miss.	58 53
				42	A	Indiana	49 100					137	A	Detroit	49 57
												137	H	Detroit	53 55
												151	A	Wright St.	47 67
												151	H	Wright St.	63 70
												163	H	Oakland	47 61
												169	A	Milwaukee	44 72
												184	H	Cleveland St.	54 58
												187	H	ETSU	62 56
												205	A	Indiana St.	38 58
												215	H	Miami (OH)	50 60
												232	H	Murray St.	69 72
												256	N	Portland St.	54 77
												260	A	Tennessee Tech	40 55
												311	A	Valparaiso	70 55
												311	H	Valparaiso	32 41
												313	H	Youngstown St.	87 81
												323	N	Arkansas St.	83 78
												325	A	Ill.-Chicago	58 37
												325	H	Ill.-Chicago	66 49
				LAST 12 Division I GAMES:											
				311	H	Valparaiso	32 41	311	A	Valparaiso	70 55				
				325	H	Ill.-Chicago	66 49	137	A	Detroit	49 57				
				151	A	Wright St.	47 67	151	H	Wright St.	63 70				
				137	H	Detroit	53 55	313	H	Youngstown St.	87 81				
				163	H	Oakland	47 61	184	H	Cleveland St.	54 58				
				325	A	Ill.-Chicago	58 37	169	A	Milwaukee	44 72				

Northern Ky.

Northwestern

Through Games Of Feb. 15, 2017

Average RPI Win:	171	WON-LOST	WINNING	LAST 10	STRENGTH OF	OPP. STRENGTH	TEAM	ADJ.	CONF.	ADJ CONF.
Average RPI Loss:	41	RECORD	PCT. RANK	GAMES	SCHEDULE	OF SCHEDULE	RPI	RPI	RPI	RPI
DIV. I ONLY	17- 8	80	2- 4	86	77	58	58	6	6	
DIV. I NON-CONF.	11- 2	23	0- 0	183	164	50	50	6	6	
TOTALS	RPI 1-25	RPI 26-50	W-L RECORDS	RPI 51-100	RPI 101-150	RPI 150+				
17- 8	0- 3	1- 2	OVERALL	4- 3	2- 0	10- 0				
13- 2	0- 1	1- 0	HOME	4- 1	2- 0	6- 0				
4- 6	0- 2	0- 2	AWAY	0- 2	0- 0	4- 0				
0- 0	0- 0	0- 0	NEUTRAL	0- 0	0- 0	0- 0				
11- 2	0- 1	0- 0	NON-CONFERENCE	2- 1	2- 0	7- 0				
9- 0	0- 0	0- 0	HOME	2- 0	2- 0	5- 0				
2- 2	0- 1	0- 0	AWAY	0- 1	0- 0	2- 0				
0- 0	0- 0	0- 0	NEUTRAL	0- 0	0- 0	0- 0				
6- 6	0- 2	1- 2	CONFERENCE	2- 2	0- 0	3- 0				
4- 2	0- 1	1- 0	HOME	2- 1	0- 0	1- 0				
2- 4	0- 1	0- 2	AWAY	0- 1	0- 0	2- 0				
0- 0	0- 0	0- 0	NEUTRAL	0- 0	0- 0	0- 0				

RPI 1-25				RPI 26-50				RPI 51-100				Team's RPI: 58	RPI 101+			
RPI	S	Opponent	Score	RPI	S	Opponent	Score	RPI	S	Opponent	Score		RPI	S	Opponent	Score
18	A	DePaul	66 89	29	A	Michigan	54 80	56	H	Michigan St.	76 65		146	H	Oral Roberts	64 55
20	A	Maryland	65 96	42	A	Indiana	38 66	59	A	Minnesota	61 71		150	H	Missouri St.	75 52
25	H	Ohio St.	87 94	42	H	Indiana	80 67	61	H	Florida	73 68		152	A	Santa Clara	87 75
								64	A	Gonzaga	56 67		169	A	Milwaukee	65 63
								69	H	Virginia	69 60		170	H	Hampton	67 48
								73	H	Penn St.	58 74		199	A	Nebraska	62 58
								99	H	Purdue	76 60		200	A	Rutgers	55 37
													201	H	Wisconsin	63 43
													247	H	UT Martin	82 59
													279	H	Evansville	88 66
													325	H	Ill.-Chicago	88 44
													335	H	Chicago St.	75 42
LAST 12 Division I GAMES:																
				59	A	Minnesota	61 71	56	H	Michigan St.	76 65					
				42	A	Indiana	38 66	42	H	Indiana	80 67					
				73	H	Penn St.	58 74	20	A	Maryland	65 96					
				201	H	Wisconsin	63 43	25	H	Ohio St.	87 94					
				200	A	Rutgers	55 37	99	H	Purdue	76 60					
				29	A	Michigan	54 80	199	A	Nebraska	62 58					

Non-Div I Games:

Northwestern

■ Loss,
 ■ Non-Conf, S Site,
 ■ Home
 ■ Away
 N Neutral

Average RPI Win:	297	WON-LOST	WINNING	LAST 10	STRENGTH OF	OPP. STRENGTH	TEAM	ADJ.	CONF.	ADJ CONF.
Average RPI Loss:	177	RECORD	PCT. RANK	GAMES	SCHEDULE	OF SCHEDULE	RPI	RPI	RPI	RPI
DIV. I ONLY	7- 12	242	5- 5	300	285	289	289	27	27	
DIV. I NON-CONF.	2- 5	259	0- 0	187	177	273	273	27	27	
TOTALS	RPI 1-25	RPI 26-50	W-L RECORDS	RPI 51-100	RPI 101-150	RPI 150+				
7- 12	0- 2	0- 0	OVERALL	1- 0	0- 5	6- 5				
6- 2	0- 0	0- 0	HOME	1- 0	0- 0	5- 2				
1- 10	0- 2	0- 0	AWAY	0- 0	0- 5	1- 3				
0- 0	0- 0	0- 0	NEUTRAL	0- 0	0- 0	0- 0				
2- 5	0- 2	0- 0	NON-CONFERENCE	0- 0	0- 2	2- 1				
2- 1	0- 0	0- 0	HOME	0- 0	0- 0	2- 1				
0- 4	0- 2	0- 0	AWAY	0- 0	0- 2	0- 0				
0- 0	0- 0	0- 0	NEUTRAL	0- 0	0- 0	0- 0				
5- 7	0- 0	0- 0	CONFERENCE	1- 0	0- 3	4- 4				
4- 1	0- 0	0- 0	HOME	1- 0	0- 0	3- 1				
1- 6	0- 0	0- 0	AWAY	0- 0	0- 3	1- 3				
0- 0	0- 0	0- 0	NEUTRAL	0- 0	0- 0	0- 0				

RPI 1-25				RPI 26-50				RPI 51-100				RPI 101+ Team's RPI: 289			
RPI	S	Opponent	Score	RPI	S	Opponent	Score	RPI	S	Opponent	Score	RPI	S	Opponent	Score
4	A	Mississippi St.	30 106					94	H	SFA	76 72	111	A	Central Ark.	43 76
5	A	Texas	39 86									121	A	Abilene Christian	57 79
												134	A	Arkansas	36 65
												136	A	Lamar University	60 73
												140	A	Memphis	38 54
												266	A	McNeese	52 68
												266	H	McNeese	63 68
												293	H	Nicholls St.	75 58
												301	A	A&M-Corpus Christi	51 60
												305	H	Mississippi Val.	64 68
												330	A	Southeastern La.	58 69
												332	H	La.-Monroe	67 65
												333	A	Incarinate Word	76 74
												338	H	Sam Houston St.	78 51
												345	H	Houston Baptist	75 54
												347	H	Jackson St.	83 65
LAST 12 Division I GAMES:															
121	A	Abilene Christian	57 79	338	H	Sam Houston St.	78 51								
345	H	Houston Baptist	75 54	293	H	Nicholls St.	75 58								
94	H	SFA	76 72	301	A	A&M-Corpus Christi	51 60								
136	A	Lamar University	60 73	333	A	Incarinate Word	76 74								
330	A	Southeastern La.	58 69	111	A	Central Ark.	43 76								
266	A	McNeese	52 68	266	H	McNeese	63 68								

Non-Div I Games: LeTourneau 80 68 Louisiana Col. 113 65 LSU-Alexandria 97 76 Central Baptist 93 42 Northwestern St.

Loss, Non-Conf, S Site, H Home A Away N Neutral

Average RPI Win:	81	WON-LOST	WINNING	LAST 10	STRENGTH OF	OPP. STRENGTH	TEAM	ADJ.	CONF.	ADJ CONF.
Average RPI Loss:	14	RECORD	PCT. RANK	GAMES	SCHEDULE	OF SCHEDULE	RPI	RPI	RPI	RPI
DIV. I ONLY	23- 3	6	9- 1	2	6	2	2	3	3	
DIV. I NON-CONF.	12- 2	21	0- 1	2	5	2	2	4	4	
TOTALS	RPI 1-25	RPI 26-50	W-L RECORDS	RPI 51-100	RPI 101-150	RPI 150+				
23- 3	5- 2	5- 1	OVERALL	6- 0	3- 0	4- 0				
12- 1	3- 1	3- 0	HOME	2- 0	2- 0	2- 0				
10- 2	2- 1	2- 1	AWAY	4- 0	1- 0	1- 0				
1- 0	0- 0	0- 0	NEUTRAL	0- 0	0- 0	1- 0				
12- 2	2- 2	3- 0	NON-CONFERENCE	3- 0	2- 0	2- 0				
6- 1	1- 1	2- 0	HOME	0- 0	2- 0	1- 0				
5- 1	1- 1	1- 0	AWAY	3- 0	0- 0	0- 0				
1- 0	0- 0	0- 0	NEUTRAL	0- 0	0- 0	1- 0				
11- 1	3- 0	2- 1	CONFERENCE	3- 0	1- 0	2- 0				
6- 0	2- 0	1- 0	HOME	2- 0	0- 0	1- 0				
5- 1	1- 0	1- 1	AWAY	1- 0	1- 0	1- 0				
0- 0	0- 0	0- 0	NEUTRAL	0- 0	0- 0	0- 0				

RPI S	Opponent	Score	RPI S	Opponent	Score	RPI S	Opponent	Score	RPI S	Opponent	Score
1	H UConn	61 72	28	A North Carolina St.	62 70	56	A Michigan St.	79 61	110	A North Carolina	77 55
7	H Washington	71 60	34	H Green Bay	71 67	60	A Virginia Tech	76 59	123	H TCU	92 59
10	H Duke	62 58	46	A Georgia Tech	55 38	69	H Virginia	82 74	127	H Fordham	67 36
13	H Louisville	85 66	46	H Georgia Tech	90 69	70	H Wake Forest	92 72	153	H Pittsburgh	86 54
14	A Tennessee	69 71	47	H Central Mich.	107 47	80	A Chattanooga	79 58	161	N Louisiana	91 51
18	A DePaul	75 61	48	A Iowa	73 58	85	A Toledo	85 68	162	A Boston College	80 69
19	A Miami (FL)	67 55							311	H Valparaiso	114 54
LAST 12 Division I GAMES:											
46	H Georgia Tech	90 69	162	A Boston College	80 69						
13	H Louisville	85 66	14	A Tennessee	69 71						
60	A Virginia Tech	76 59	153	H Pittsburgh	86 54						
69	H Virginia	82 74	19	A Miami (FL)	67 55						
10	H Duke	62 58	70	H Wake Forest	92 72						
110	A North Carolina	77 55	46	A Georgia Tech	55 38						

Non-Div I Games:

Notre Dame

Average RPI Win: 258	WON-LOST	WINNING	LAST 10	STRENGTH OF	OPP. STRENGTH	TEAM	ADJ.	CONF.	ADJ CONF.
Average RPI Loss: 101	RECORD	PCT. RANK	GAMES	SCHEDULE	OF SCHEDULE	RPI	RPI	RPI	RPI
DIV. I ONLY	11- 11	175	5- 5	129	240	163	163	20	20
DIV. I NON-CONF.	4- 5	198	0- 0	238	142	191	191	21	21
TOTALS	RPI 1-25	RPI 26-50	W-L RECORDS	RPI 51-100	RPI 101-150	RPI 150+			
11- 11	0- 0	1- 4	OVERALL	0- 1	0- 3	10- 3			
7- 4	0- 0	1- 0	HOME	0- 0	0- 2	6- 2			
4- 7	0- 0	0- 4	AWAY	0- 1	0- 1	4- 1			
0- 0	0- 0	0- 0	NEUTRAL	0- 0	0- 0	0- 0			
4- 5	0- 0	0- 3	NON-CONFERENCE	0- 1	0- 1	4- 0			
2- 1	0- 0	0- 0	HOME	0- 0	0- 1	2- 0			
2- 4	0- 0	0- 3	AWAY	0- 1	0- 0	2- 0			
0- 0	0- 0	0- 0	NEUTRAL	0- 0	0- 0	0- 0			
7- 6	0- 0	1- 1	CONFERENCE	0- 0	0- 2	6- 3			
5- 3	0- 0	1- 0	HOME	0- 0	0- 1	4- 2			
2- 3	0- 0	0- 1	AWAY	0- 0	0- 1	2- 1			
0- 0	0- 0	0- 0	NEUTRAL	0- 0	0- 0	0- 0			

RPI S	Opponent	Score	RPI S	Opponent	Score	RPI S	Opponent	Score	RPI S	Opponent	Score	Team's RPI: 163
29	A Michigan	63 101	56	A Michigan St.	74 81	137	A Detroit	61 71				
34	A Green Bay	47 89				137	H Detroit	71 80				
34	H Green Bay	74 71				144	H Ball St.	59 66				
42	A Indiana	59 84				151	A Wright St.	66 84				
47	A Central Mich.	67 70				151	H Wright St.	61 73				
						169	A Milwaukee	75 73				
						169	H Milwaukee	77 63				
						184	H Cleveland St.	62 74				
						281	H Vermont	79 55				
						284	A Northern Ky.	61 47				
						295	H North Dakota St.	95 66				
						311	H Valparaiso	104 63				
						313	H Youngstown St.	80 54				
						324	A Fort Wayne	82 61				
						325	H Ill.-Chicago	81 58				
						335	A Chicago St.	80 60				
LAST 12 Division I GAMES:												
137	A Detroit	61 71	184	H Cleveland St.	62 74							
169	H Milwaukee	77 63	151	H Wright St.	61 73							
34	H Green Bay	74 71	34	A Green Bay	47 89							
151	A Wright St.	66 84	169	A Milwaukee	75 73							
284	A Northern Ky.	61 47	137	H Detroit	71 80							
313	H Youngstown St.	80 54	311	H Valparaiso	104 63							

Non-Div I Games: Concordia (MI) 99 32 Marygrove 126 31

Oakland

Loss, Non-Conf, S Site, H Home A Away N Neutral

Average RPI Win:	179	WON-LOST	WINNING	LAST 10	STRENGTH OF	OPP. STRENGTH	TEAM	ADJ.	CONF.	ADJ CONF.
Average RPI Loss:	98	RECORD	PCT. RANK	GAMES	SCHEDULE	OF SCHEDULE	RPI	RPI	RPI	RPI
DIV. I ONLY	18- 6	43	7- 3	90	139	41	41	10	10	
DIV. I NON-CONF.	9- 2	37	0- 0	166	195	49	49	11	11	
TOTALS	RPI 1-25	RPI 26-50	W-L RECORDS	RPI 51-100	RPI 101-150	RPI 150+				
18- 6	0- 0	0- 3	OVERALL	5- 1	2- 1	11- 1				
10- 2	0- 0	0- 1	HOME	2- 0	1- 1	7- 0				
8- 4	0- 0	0- 2	AWAY	3- 1	1- 0	4- 1				
0- 0	0- 0	0- 0	NEUTRAL	0- 0	0- 0	0- 0				
9- 2	0- 0	0- 1	NON-CONFERENCE	2- 0	1- 0	6- 1				
6- 0	0- 0	0- 0	HOME	0- 0	1- 0	5- 0				
3- 2	0- 0	0- 1	AWAY	2- 0	0- 0	1- 1				
0- 0	0- 0	0- 0	NEUTRAL	0- 0	0- 0	0- 0				
9- 4	0- 0	0- 2	CONFERENCE	3- 1	1- 1	5- 0				
4- 2	0- 0	0- 1	HOME	2- 0	0- 1	2- 0				
5- 2	0- 0	0- 1	AWAY	1- 1	1- 0	3- 0				
0- 0	0- 0	0- 0	NEUTRAL	0- 0	0- 0	0- 0				

RPI S	Opponent	Score	RPI S	Opponent	Score	RPI S	Opponent	Score	RPI S	Opponent	Score
29	A Michigan	46 69	62	A IUPUI	71 65	106	H Kent St.	65 68			
47	A Central Mich.	59 64	65	A Middle Tenn.	73 52	117	H Duquesne	64 46			
47	H Central Mich.	64 70	78	H Buffalo	83 55	144	A Ball St.	72 68			
			79	A Northern Ill.	80 88	171	H Western Mich.	80 67			
			85	A Toledo	64 55	185	H Illinois	80 68			
			85	H Toledo	61 55	197	H Binghamton	63 55			
						215	A Miami (OH)	79 62			
						228	A Akron	85 69			
						232	H Murray St.	79 70			
						247	H UT Martin	72 55			
						265	A High Point	76 48			
						271	A Bowling Green	69 58			
						277	A N.C. A&T	57 63			
						284	H Northern Ky.	58 41			
						285	H Eastern Mich.	68 51			
LAST 12 Division I GAMES:											
47	H Central Mich.	64 70	285	H Eastern Mich.	68 51						
144	A Ball St.	72 68	85	A Toledo	64 55						
85	H Toledo	61 55	106	H Kent St.	65 68						
47	A Central Mich.	59 64	228	A Akron	85 69						
215	A Miami (OH)	79 62	79	A Northern Ill.	80 88						
171	H Western Mich.	80 67	78	H Buffalo	83 55						

Non-Div I Games:

Ohio

■ Loss,
 ■ Non-Conf,
 S Site,
 ■ Home
 ■ Away
 N Neutral

Average RPI Win:	145	WON-LOST	WINNING	LAST 10	STRENGTH OF	OPP. STRENGTH	TEAM	ADJ.	CONF.	ADJ CONF.
Average RPI Loss:	17	RECORD	PCT. RANK	GAMES	SCHEDULE	OF SCHEDULE	RPI	RPI	RPI	RPI
DIV. I ONLY	22- 5	18	9- 1	64	43	25	25	6	6	
DIV. I NON-CONF.	10- 4	80	0- 0	53	52	67	67	6	6	
TOTALS	RPI 1-25	RPI 26-50	W-L RECORDS	RPI 51-100	RPI 101-150	RPI 150+				
22- 5	0- 4	4- 0	OVERALL	6- 1	2- 0	10- 0				
15- 2	0- 2	2- 0	HOME	2- 0	2- 0	9- 0				
5- 2	0- 1	1- 0	AWAY	3- 1	0- 0	1- 0				
2- 1	0- 1	1- 0	NEUTRAL	1- 0	0- 0	0- 0				
10- 4	0- 4	1- 0	NON-CONFERENCE	1- 0	2- 0	6- 0				
8- 2	0- 2	0- 0	HOME	0- 0	2- 0	6- 0				
0- 1	0- 1	0- 0	AWAY	0- 0	0- 0	0- 0				
2- 1	0- 1	1- 0	NEUTRAL	1- 0	0- 0	0- 0				
12- 1	0- 0	3- 0	CONFERENCE	5- 1	0- 0	4- 0				
7- 0	0- 0	2- 0	HOME	2- 0	0- 0	3- 0				
5- 1	0- 0	1- 0	AWAY	3- 1	0- 0	1- 0				
0- 0	0- 0	0- 0	NEUTRAL	0- 0	0- 0	0- 0				

RPI	S	Opponent	Score	RPI	S	Opponent	Score	RPI	S	Opponent	Score	RPI	S	Opponent	Score
1	A	UConn	63 82	29	H	Michigan	96 87	56	A	Michigan St.	75 94	117	H	Duquesne	89 69
3	H	South Carolina	80 92	32	N	Syracuse	77 72	58	A	Northwestern	94 87	141	H	Cincinnati	80 38
8	N	Baylor	68 85	42	A	Indiana	92 82	59	A	Minnesota	88 76	184	H	Cleveland St.	96 78
19	H	Miami (FL)	89 94	48	H	Iowa	88 81	59	H	Minnesota	87 62	185	H	Illinois	88 64
								73	H	Penn St.	87 72	199	H	Nebraska	95 75
								96	N	FGCU	79 66	201	A	Wisconsin	96 68
								99	A	Purdue	61 56	201	H	Wisconsin	70 61
												220	H	Alabama St.	118 61
												229	H	Southern U.	108 73
												245	H	Canisius	89 56
												328	H	Winthrop	88 48
												337	H	LIU Brooklyn	113 54
LAST 12 Division I GAMES:															
48	H	Iowa	88 81	201	H	Wisconsin	70 61								
201	A	Wisconsin	96 68	99	A	Purdue	61 56								
73	H	Penn St.	87 72	56	A	Michigan St.	75 94								
199	H	Nebraska	95 75	29	H	Michigan	96 87								
59	A	Minnesota	88 76	58	A	Northwestern	94 87								
185	H	Illinois	88 64	42	A	Indiana	92 82								

Non-Div I Games:

Ohio St.

Average RPI Win: 111		WON-LOST	WINNING	LAST 10	STRENGTH OF	OPP. STRENGTH	TEAM	ADJ.	CONF.	ADJ CONF.
Average RPI Loss: 49		RECORD	PCT. RANK	GAMES	SCHEDULE	OF SCHEDULE	RPI	RPI	RPI	RPI
DIV. I ONLY		20- 6	34	8- 2	38	14	17	17	4	4
DIV. I NON-CONF.		9- 3	63	0- 0	55	73	47	47	3	3
TOTALS		RPI 1-25	RPI 26-50		W-L RECORDS		RPI 51-100	RPI 101-150	RPI 150+	
20- 6	1- 3	3- 1		OVERALL		8- 1	3- 1	5- 0		
13- 1	1- 0	3- 0		HOME		4- 0	2- 1	3- 0		
5- 4	0- 3	0- 1		AWAY		4- 0	1- 0	0- 0		
2- 1	0- 0	0- 0		NEUTRAL		0- 1	0- 0	2- 0		
9- 3	0- 1	2- 0		NON-CONFERENCE		2- 1	0- 1	5- 0		
6- 1	0- 0	2- 0		HOME		1- 0	0- 1	3- 0		
1- 1	0- 1	0- 0		AWAY		1- 0	0- 0	0- 0		
2- 1	0- 0	0- 0		NEUTRAL		0- 1	0- 0	2- 0		
11- 3	1- 2	1- 1		CONFERENCE		6- 0	3- 0	0- 0		
7- 0	1- 0	1- 0		HOME		3- 0	2- 0	0- 0		
4- 3	0- 2	0- 1		AWAY		3- 0	1- 0	0- 0		
0- 0	0- 0	0- 0		NEUTRAL		0- 0	0- 0	0- 0		

RPI	S	Opponent	Score	RPI	S	Opponent	Score	RPI	S	Opponent	Score	RPI	S	Opponent	Score
5	A	Texas	68 86	36	H	South Dakota St.	74 60	52	H	Colorado St.	70 55	123	H	TCU	87 72
8	A	Baylor	58 92	44	H	Little Rock	68 58	68	N	California	74 82	146	H	Oral Roberts	67 74
15	A	Kentucky	68 82	50	A	West Virginia	73 83	75	A	Oklahoma St.	66 60	147	A	Kansas	84 54
22	H	Kansas St.	85 80	50	H	West Virginia	90 87	75	H	Oklahoma St.	68 62	147	H	Kansas	89 52
								77	A	Iowa St.	67 57	154	H	Tulsa	85 68
								77	H	Iowa St.	78 63	165	H	Southern Ill.	80 48
								92	A	Texas Tech	64 56	181	N	Xavier	81 69
								92	H	Texas Tech	66 45	256	N	Portland St.	74 60
								93	A	BYU	68 61	262	H	UTRGV	92 59
LAST 12 Division I GAMES:															
92	A	Texas Tech	64 56	75	H	Oklahoma St.	68 62								
50	H	West Virginia	90 87	5	A	Texas	68 86								
75	A	Oklahoma St.	66 60	92	H	Texas Tech	66 45								
147	H	Kansas	89 52	77	A	Iowa St.	67 57								
8	A	Baylor	58 92	50	A	West Virginia	73 83								
77	H	Iowa St.	78 63	22	H	Kansas St.	85 80								

Non-Div I Games:

Oklahoma

Average RPI Win:	159	WON-LOST	WINNING	LAST 10	STRENGTH OF	OPP. STRENGTH	TEAM	ADJ.	CONF.	ADJ CONF.
Average RPI Loss:	36	RECORD	PCT. RANK	GAMES	SCHEDULE	OF SCHEDULE	RPI	RPI	RPI	RPI
DIV. I ONLY	14- 11	136	2- 8	41	26	75	75	4	4	
DIV. I NON-CONF.	10- 1	15	0- 0	96	171	24	24	3	3	
TOTALS	RPI 1-25	RPI 26-50	W-L RECORDS	RPI 51-100	RPI 101-150	RPI 150+				
14- 11	0- 8	0- 1	OVERALL	4- 1	4- 1	6- 0				
10- 4	0- 4	0- 0	HOME	3- 0	2- 0	5- 0				
2- 6	0- 3	0- 1	AWAY	1- 1	1- 1	0- 0				
2- 1	0- 1	0- 0	NEUTRAL	0- 0	1- 0	1- 0				
10- 1	0- 1	0- 0	NON-CONFERENCE	3- 0	1- 0	6- 0				
7- 0	0- 0	0- 0	HOME	2- 0	0- 0	5- 0				
1- 0	0- 0	0- 0	AWAY	1- 0	0- 0	0- 0				
2- 1	0- 1	0- 0	NEUTRAL	0- 0	1- 0	1- 0				
4- 10	0- 7	0- 1	CONFERENCE	1- 1	3- 1	0- 0				
3- 4	0- 4	0- 0	HOME	1- 0	2- 0	0- 0				
1- 6	0- 3	0- 1	AWAY	0- 1	1- 1	0- 0				
0- 0	0- 0	0- 0	NEUTRAL	0- 0	0- 0	0- 0				

RPI	S	Opponent	Score	RPI	S	Opponent	Score	RPI	S	Opponent	Score	RPI	S	Opponent	Score
5	A	Texas	35 66	50	A	West Virginia	53 79	67	H	UNI	81 57	107	N	Long Beach St.	63 57
5	H	Texas	71 85					77	H	Iowa St.	71 59	123	A	TCU	82 67
8	H	Baylor	50 86					88	A	Washington St.	79 72	123	H	TCU	88 70
9	N	Oregon St.	54 73					92	A	Texas Tech	65 70	147	A	Kansas	49 67
17	A	Oklahoma	62 68					95	H	Georgia	71 51	147	H	Kansas	74 70
17	H	Oklahoma	60 66									152	N	Santa Clara	67 53
22	A	Kansas St.	69 74									188	H	Rice	65 51
22	H	Kansas St.	43 63									212	H	Loyola Marymount	66 58
												262	H	UTRGV	86 53
												268	H	Tennessee St.	86 48
												323	H	Arkansas St.	76 34
LAST 12 Division I GAMES:															
123	H	TCU	88 70	147	H	Kansas	74 70								
50	A	West Virginia	53 79	17	A	Oklahoma	62 68								
147	A	Kansas	49 67	22	H	Kansas St.	43 63								
17	H	Oklahoma	60 66	5	A	Texas	35 66								
5	H	Texas	71 85	8	H	Baylor	50 86								
22	A	Kansas St.	69 74	123	A	TCU	82 67								

Non-Div I Games:

Oklahoma St.

Average RPI Win:	224	WON-LOST	WINNING	LAST 10	STRENGTH OF	OPP. STRENGTH	TEAM	ADJ.	CONF.	ADJ CONF.
Average RPI Loss:	91	RECORD	PCT. RANK	GAMES	SCHEDULE	OF SCHEDULE	RPI	RPI	RPI	RPI
DIV. I ONLY	13- 11	150	6- 4	84	168	130	130	15	15	
DIV. I NON-CONF.	5- 6	186	0- 0	57	175	161	161	16	16	
TOTALS	RPI 1-25	RPI 26-50	W-L RECORDS	RPI 51-100	RPI 101-150	RPI 150+				
13- 11	0- 2	0- 1	OVERALL	0- 3	1- 3	12- 2				
9- 4	0- 0	0- 0	HOME	0- 2	1- 2	8- 0				
4- 5	0- 2	0- 0	AWAY	0- 0	0- 1	4- 2				
0- 2	0- 0	0- 1	NEUTRAL	0- 1	0- 0	0- 0				
5- 6	0- 2	0- 1	NON-CONFERENCE	0- 1	1- 1	4- 1				
5- 1	0- 0	0- 0	HOME	0- 0	1- 1	4- 0				
0- 3	0- 2	0- 0	AWAY	0- 0	0- 0	0- 1				
0- 2	0- 0	0- 1	NEUTRAL	0- 1	0- 0	0- 0				
8- 5	0- 0	0- 0	CONFERENCE	0- 2	0- 2	8- 1				
4- 3	0- 0	0- 0	HOME	0- 2	0- 1	4- 0				
4- 2	0- 0	0- 0	AWAY	0- 0	0- 1	4- 1				
0- 0	0- 0	0- 0	NEUTRAL	0- 0	0- 0	0- 0				

RPI 1-25				RPI 26-50				RPI 51-100				RPI 101+				Team's RPI: 130	
RPI	S	Opponent	Score	RPI	S	Opponent	Score	RPI	S	Opponent	Score	RPI	S	Opponent	Score		
10	A	Duke	64 92	32	N	Syracuse	66 92	54	N	Dayton	69 77	104	H	Charlotte	75 86		
19	A	Miami (FL)	56 66					65	H	Middle Tenn.	63 80	120	A	Southern Miss.	69 84		
								81	H	Western Ky.	62 67	128	H	William & Mary	58 69		
												142	H	VCU	70 60		
												155	A	Louisiana Tech	69 64		
												170	H	Hampton	61 58		
												183	H	UAB	73 61		
												187	A	ETSU	60 70		
												188	A	Rice	59 47		
												188	H	Rice	81 66		
												204	A	North Texas	55 65		
												204	H	North Texas	62 47		
												231	H	Dartmouth	82 56		
												250	H	Marshall	73 69		
												254	H	Norfolk St.	65 54		
												280	A	FIU	86 64		
												331	A	Fla. Atlantic	93 73		
												342	H	N.C. Central	83 52		
LAST 12 Division I GAMES:																	
183	H	UAB	73 61	104	H	Charlotte	75 86										
65	H	Middle Tenn.	63 80	155	A	Louisiana Tech	69 64										
331	A	Fla. Atlantic	93 73	120	A	Southern Miss.	69 84										
280	A	FIU	86 64	81	H	Western Ky.	62 67										
204	H	North Texas	62 47	250	H	Marshall	73 69										
188	H	Rice	81 66	204	A	North Texas	55 65										

Non-Div I Games:

Old Dominion

■ Loss,
 ■ Non-Conf,
 ■ S Site,
 ■ H Home
 ■ A Away
 N Neutral

Average RPI Win:	204	WON-LOST	WINNING	LAST 10	STRENGTH OF	OPP. STRENGTH	TEAM	ADJ.	CONF.	ADJ CONF.
Average RPI Loss:	50	RECORD	PCT. RANK	GAMES	SCHEDULE	OF SCHEDULE	RPI	RPI	RPI	RPI
DIV. I ONLY	15- 10	114	3- 7	104	68	112	112	2	2	
DIV. I NON-CONF.	11- 2	23	0- 0	327	250	121	121	2	2	
TOTALS	RPI 1-25	RPI 26-50	W-L RECORDS	RPI 51-100	RPI 101-150	RPI 150+				
15- 10	1- 4	1- 3	OVERALL	2- 1	2- 2	9- 0				
13- 3	1- 1	1- 1	HOME	1- 0	2- 1	8- 0				
1- 7	0- 3	0- 2	AWAY	1- 1	0- 1	0- 0				
1- 0	0- 0	0- 0	NEUTRAL	0- 0	0- 0	1- 0				
11- 2	0- 0	1- 1	NON-CONFERENCE	0- 1	1- 0	9- 0				
10- 0	0- 0	1- 0	HOME	0- 0	1- 0	8- 0				
0- 2	0- 0	0- 1	AWAY	0- 1	0- 0	0- 0				
1- 0	0- 0	0- 0	NEUTRAL	0- 0	0- 0	1- 0				
4- 8	1- 4	0- 2	CONFERENCE	2- 0	1- 2	0- 0				
3- 3	1- 1	0- 1	HOME	1- 0	1- 1	0- 0				
1- 5	0- 3	0- 1	AWAY	1- 0	0- 1	0- 0				
0- 0	0- 0	0- 0	NEUTRAL	0- 0	0- 0	0- 0				

RPI	S	Opponent	Score	RPI	S	Opponent	Score	RPI	S	Opponent	Score	RPI	S	Opponent	Score	Team's RPI: 112
3	A	South Carolina	46 65	30	H	LSU	51 62	61	A	Florida	84 75	134	H	Arkansas	73 64	
4	A	Mississippi St.	62 73	35	H	Oregon	83 67	84	A	UNLV	57 64	138	A	Alabama	80 90	
4	H	Mississippi St.	44 66	37	A	Auburn	60 83	95	H	Georgia	69 62	138	H	Alabama	57 65	
14	H	Tennessee	67 62	50	A	West Virginia	61 66					142	H	VCU	77 57	
15	A	Kentucky	57 89									201	N	Wisconsin	69 44	
												251	H	Jacksonville St.	68 50	
												253	H	Austin Peay	66 38	
												265	H	High Point	73 62	
												296	H	Lipscomb	76 49	
												305	H	Mississippi Val.	67 30	
												330	H	Southeastern La.	81 31	
												332	H	La.-Monroe	97 40	
												347	H	Jackson St.	89 41	
LAST 12 Division I GAMES:																
4	H	Mississippi St.	44 66	3	A	South Carolina	46 65									
30	H	LSU	51 62	4	A	Mississippi St.	62 73									
61	A	Florida	84 75	14	H	Tennessee	67 62									
95	H	Georgia	69 62	37	A	Auburn	60 83									
15	A	Kentucky	57 89	138	A	Alabama	80 90									
138	H	Alabama	57 65	134	H	Arkansas	73 64									

Non-Div I Games:

Ole Miss

■ Loss,
■ Non-Conf,
■ S Site,
■ H Home
■ A Away
N Neutral

Average RPI Win: 225	WON-LOST	WINNING	LAST 10	STRENGTH OF	OPP. STRENGTH	TEAM	ADJ.	CONF.	ADJ CONF.
Average RPI Loss: 102	RECORD	PCT. RANK	GAMES	SCHEDULE	OF SCHEDULE	RPI	RPI	RPI	RPI
DIV. I ONLY	11- 13	198	4- 3	141	145	160	160	11	11
DIV. I NON-CONF.	5- 6	186	1- 1	185	182	166	166	10	10
TOTALS	RPI 1-25	RPI 26-50	W-L RECORDS	RPI 51-100	RPI 101-150	RPI 150+			
11- 13	0- 2	1- 1	OVERALL	1- 5	1- 3	8- 2			
5- 4	0- 1	1- 0	HOME	1- 2	0- 1	3- 0			
5- 9	0- 1	0- 1	AWAY	0- 3	1- 2	4- 2			
1- 0	0- 0	0- 0	NEUTRAL	0- 0	0- 0	1- 0			
5- 6	0- 2	0- 0	NON-CONFERENCE	0- 1	0- 2	5- 1			
2- 1	0- 1	0- 0	HOME	0- 0	0- 0	2- 0			
2- 5	0- 1	0- 0	AWAY	0- 1	0- 2	2- 1			
1- 0	0- 0	0- 0	NEUTRAL	0- 0	0- 0	1- 0			
6- 7	0- 0	1- 1	CONFERENCE	1- 4	1- 1	3- 1			
3- 3	0- 0	1- 0	HOME	1- 2	0- 1	1- 0			
3- 4	0- 0	0- 1	AWAY	0- 2	1- 0	2- 1			
0- 0	0- 0	0- 0	NEUTRAL	0- 0	0- 0	0- 0			

RPI 1-25				RPI 26-50				RPI 51-100				RPI 101+ Team's RPI: 160			
RPI	S	Opponent	Score	RPI	S	Opponent	Score	RPI	S	Opponent	Score	RPI	S	Opponent	Score
21	A	Creighton	45 82	36	A	South Dakota St.	64 76	52	A	Colorado St.	42 69	113	A	UCF	41 81
22	H	Kansas St.	57 70	36	H	South Dakota St.	83 82	62	A	IUPUI	47 79	121	A	Abilene Christian	66 73
								62	H	IUPUI	64 44	146	A	Oral Roberts	64 49
								63	H	South Dakota	52 60	146	H	Oral Roberts	65 67
								83	A	Western Ill.	63 80	199	A	Nebraska	58 66
								83	H	Western Ill.	74 78	204	N	North Texas	85 57
												205	H	Indiana St.	72 45
												239	H	Wofford	89 64
												295	A	North Dakota St.	80 60
												306	A	Denver	82 73
												318	A	UMKC	80 57
												324	A	Fort Wayne	62 65
												324	H	Fort Wayne	63 49
												344	A	Florida A&M	70 50
LAST 12 Division I GAMES:															
204	N	North Texas	85 57	36	H	South Dakota St.	83 82	324	A	Fort Wayne	62 65				
121	A	Abilene Christian	66 73	306	A	Denver	82 73	295	A	North Dakota St.	80 60				
324	H	Fort Wayne	63 49	63	H	South Dakota	52 60	83	H	Western Ill.	74 78				
146	A	Oral Roberts	64 49	62	A	IUPUI	47 79								

Non-Div I Games: Lincoln (MO) 98 49 York (NE) 106 37

Omaha

Loss, Non-Conf, S Site, H Home A Away N Neutral

Oral Roberts

Through Games Of Feb. 15, 2017

Average RPI Win:	201	WON-LOST	WINNING	LAST 10	STRENGTH OF	OPP. STRENGTH	TEAM	ADJ.	CONF.	ADJ CONF.
Average RPI Loss:	87	RECORD	PCT. RANK	GAMES	SCHEDULE	OF SCHEDULE	RPI	RPI	RPI	RPI
DIV. I ONLY	11- 14	207	3- 7	107	95	146	146	11	11	
DIV. I NON-CONF.	6- 5	148	0- 0	151	13	84	84	10	10	
TOTALS	RPI 1-25	RPI 26-50	W-L RECORDS	RPI 51-100	RPI 101-150	RPI 150+				
11- 14	1- 1	0- 4	OVERALL	1- 6	2- 1	7- 2				
5- 5	0- 0	0- 1	HOME	1- 2	1- 0	3- 2				
6- 9	1- 1	0- 3	AWAY	0- 4	1- 1	4- 0				
0- 0	0- 0	0- 0	NEUTRAL	0- 0	0- 0	0- 0				
6- 5	1- 1	0- 2	NON-CONFERENCE	0- 1	2- 1	3- 0				
3- 0	0- 0	0- 0	HOME	0- 0	1- 0	2- 0				
3- 5	1- 1	0- 2	AWAY	0- 1	1- 1	1- 0				
0- 0	0- 0	0- 0	NEUTRAL	0- 0	0- 0	0- 0				
5- 9	0- 0	0- 2	CONFERENCE	1- 5	0- 0	4- 2				
2- 5	0- 0	0- 1	HOME	1- 2	0- 0	1- 2				
3- 4	0- 0	0- 1	AWAY	0- 3	0- 0	3- 0				
0- 0	0- 0	0- 0	NEUTRAL	0- 0	0- 0	0- 0				

RPI 1-25				RPI 26-50				RPI 51-100				RPI 101+ Team's RPI: 146			
RPI	S	Opponent	Score	RPI	S	Opponent	Score	RPI	S	Opponent	Score	RPI	S	Opponent	Score
17	A	Oklahoma	74 67	36	A	South Dakota St.	35 82	58	A	Northwestern	55 64	134	A	Arkansas	70 60
24	A	Arizona St.	52 79	36	H	South Dakota St.	57 78	62	A	IUPUI	41 53	147	A	Kansas	56 64
				44	A	Little Rock	50 56	62	H	IUPUI	54 45	150	H	Missouri St.	78 56
				48	A	Iowa	76 96	63	A	South Dakota	50 79	154	H	Tulsa	76 68
								63	H	South Dakota	47 69	160	A	Omaha	67 65
								83	A	Western Ill.	72 76	160	H	Omaha	49 64
								83	H	Western Ill.	62 76	247	H	UT Martin	82 53
												295	A	North Dakota St.	70 50
												306	H	Denver	45 47
												324	A	Fort Wayne	75 59
												324	H	Fort Wayne	82 56
												345	A	Houston Baptist	75 65
LAST 12 Division I GAMES:															
63	A	South Dakota	50 79	306	H	Denver	45 47								
160	H	Omaha	49 64	324	A	Fort Wayne	75 59								
36	A	South Dakota St.	35 82	62	A	IUPUI	41 53								
62	H	IUPUI	54 45	36	H	South Dakota St.	57 78								
83	H	Western Ill.	62 76	63	H	South Dakota	47 69								
295	A	North Dakota St.	70 50	83	A	Western Ill.	72 76								

Non-Div I Games: Mid-Amer. Christian98 63 Okla. Sci. & Arts 67 35

Oral Roberts

Loss, Non-Conf, S Site, H Home A Away N Neutral

Average RPI Win:	134	WON-LOST	WINNING	LAST 10	STRENGTH OF	OPP. STRENGTH	TEAM	ADJ.	CONF.	ADJ CONF.
Average RPI Loss:	31	RECORD	PCT. RANK	GAMES	SCHEDULE	OF SCHEDULE	RPI	RPI	RPI	RPI
DIV. I ONLY	17- 9	91	6- 4	31	15	35	35	1	1	
DIV. I NON-CONF.	10- 2	32	0- 0	134	110	45	45	1	1	
TOTALS	RPI 1-25	RPI 26-50	W-L RECORDS	RPI 51-100	RPI 101-150	RPI 150+				
17- 9	1- 7	0- 0	OVERALL	6- 1	4- 1	6- 0				
10- 3	1- 2	0- 0	HOME	4- 1	2- 0	3- 0				
5- 5	0- 4	0- 0	AWAY	2- 0	2- 1	1- 0				
2- 1	0- 1	0- 0	NEUTRAL	0- 0	0- 0	2- 0				
10- 2	0- 1	0- 0	NON-CONFERENCE	1- 0	3- 1	6- 0				
6- 0	0- 0	0- 0	HOME	1- 0	2- 0	3- 0				
2- 1	0- 0	0- 0	AWAY	0- 0	1- 1	1- 0				
2- 1	0- 1	0- 0	NEUTRAL	0- 0	0- 0	2- 0				
7- 7	1- 6	0- 0	CONFERENCE	5- 1	1- 0	0- 0				
4- 3	1- 2	0- 0	HOME	3- 1	0- 0	0- 0				
3- 4	0- 4	0- 0	AWAY	2- 0	1- 0	0- 0				
0- 0	0- 0	0- 0	NEUTRAL	0- 0	0- 0	0- 0				

RPI S	Opponent	Score	RPI S	Opponent	Score	RPI S	Opponent	Score	RPI S	Opponent	Score
4 N	Mississippi St.	63 75				55 H	Utah	84 66	108 A	Clemson	87 59
7 H	Washington	77 99				56 H	Michigan St.	88 55	112 A	Ole Miss	67 83
9 A	Oregon St.	60 67				57 A	Southern California	59 53	116 A	Arizona	79 65
9 H	Oregon St.	40 43				57 H	Southern California	73 50	125 H	Idaho	73 70
11 A	Stanford	60 81				68 A	California	69 66	136 H	Lamar University	84 67
12 A	UCLA	63 79				82 H	Colorado	71 66	157 H	UTSA	77 63
12 H	UCLA	84 75				88 H	Washington St.	59 75	192 N	San Jose St.	91 62
24 A	Arizona St.	63 68							256 N	Portland St.	90 46
									263 A	Hawaii	86 49
									264 H	CSU Bakersfield	77 62
									269 H	Portland	81 41
LAST 12 Division I GAMES:											
57 H	Southern California	73 50	55 H	Utah	84 66						
12 H	UCLA	84 75	82 H	Colorado	71 66						
24 A	Arizona St.	63 68	12 A	UCLA	63 79						
116 A	Arizona	79 65	57 A	Southern California	59 53						
9 A	Oregon St.	60 67	68 A	California	69 66						
9 H	Oregon St.	40 43	11 A	Stanford	60 81						

Non-Div I Games:

Oregon

■ Loss,
 ■ Non-Conf, S Site,
 ■ Home
 ■ Away
 N Neutral

Average RPI Win:	98	WON-LOST	WINNING	LAST 10	STRENGTH OF	OPP. STRENGTH	TEAM	ADJ.	CONF.	ADJ CONF.
Average RPI Loss:	37	RECORD	PCT. RANK	GAMES	SCHEDULE	OF SCHEDULE	RPI	RPI	RPI	RPI
DIV. I ONLY	23- 3	6	8- 2	17	32	9	9	1	1	
DIV. I NON-CONF.	11- 1	12	0- 0	61	188	18	18	1	1	
TOTALS	RPI 1-25	RPI 26-50	W-L RECORDS	RPI 51-100	RPI 101-150	RPI 150+				
23- 3	4- 1	3- 1	OVERALL	8- 1	4- 0	4- 0				
12- 2	2- 0	1- 1	HOME	3- 1	2- 0	4- 0				
6- 1	2- 1	1- 0	AWAY	2- 0	1- 0	0- 0				
5- 0	0- 0	1- 0	NEUTRAL	3- 0	1- 0	0- 0				
11- 1	0- 0	1- 1	NON-CONFERENCE	3- 0	3- 0	4- 0				
6- 1	0- 0	0- 1	HOME	0- 0	2- 0	4- 0				
0- 0	0- 0	0- 0	AWAY	0- 0	0- 0	0- 0				
5- 0	0- 0	1- 0	NEUTRAL	3- 0	1- 0	0- 0				
12- 2	4- 1	2- 0	CONFERENCE	5- 1	1- 0	0- 0				
6- 1	2- 0	1- 0	HOME	3- 1	0- 0	0- 0				
6- 1	2- 1	1- 0	AWAY	2- 0	1- 0	0- 0				
0- 0	0- 0	0- 0	NEUTRAL	0- 0	0- 0	0- 0				

RPI	S	Opponent	Score	RPI	S	Opponent	Score	RPI	S	Opponent	Score	RPI	S	Opponent	Score
7	H	Washington	73 70	35	A	Oregon	43 40	55	H	Utah	70 44	103	H	UC Davis	93 52
11	A	Stanford	72 69	35	H	Oregon	67 60	57	A	Southern California	74 60	116	A	Arizona	65 57
12	A	UCLA	56 66	43	H	Marquette	73 74	57	H	Southern California	50 70	125	N	Idaho	60 49
12	H	UCLA	68 61	45	N	Quinnipiac	75 60	68	A	California	66 56	136	H	Lamar University	88 56
24	A	Arizona St.	54 45					75	N	Oklahoma St.	73 54	177	H	Idaho St.	61 38
								82	H	Colorado	81 57	269	H	Portland	62 45
								84	N	UNLV	62 59	276	H	Ark.-Pine Bluff	73 40
								88	H	Washington St.	80 58	288	H	Southern Utah	77 38
								93	N	BYU	65 56				
LAST 12 Division I GAMES:															
12	H	UCLA	68 61	82	H	Colorado	81 57								
57	H	Southern California	50 70	55	H	Utah	70 44								
116	A	Arizona	65 57	57	A	Southern California	74 60								
24	A	Arizona St.	54 45	12	A	UCLA	56 66								
35	H	Oregon	67 60	11	A	Stanford	72 69								
35	A	Oregon	43 40	68	A	California	66 56								

Non-Div I Games:

Oregon St.

■ Loss,
 ■ Non-Conf, S Site,
 ■ Home
 ■ Away
 N Neutral

Average RPI Win: 210	WON-LOST	WINNING	LAST 10	STRENGTH OF	OPP. STRENGTH	TEAM	ADJ.	CONF.	ADJ CONF.
Average RPI Loss: 131	RECORD	PCT. RANK	GAMES	SCHEDULE	OF SCHEDULE	RPI	RPI	RPI	RPI
DIV. I ONLY	7- 16	281	2- 8	96	176	218	218	14	14
DIV. I NON-CONF.	2- 7	284	0- 0	21	184	189	189	13	13
TOTALS	RPI 1-25	RPI 26-50	W-L RECORDS	RPI 51-100	RPI 101-150	RPI 150+			
7- 16	0- 1	0- 1	OVERALL	1- 3	0- 5	6- 6			
4- 8	0- 0	0- 1	HOME	0- 2	0- 3	4- 2			
3- 8	0- 1	0- 0	AWAY	1- 1	0- 2	2- 4			
0- 0	0- 0	0- 0	NEUTRAL	0- 0	0- 0	0- 0			
2- 7	0- 1	0- 1	NON-CONFERENCE	0- 1	0- 3	2- 1			
1- 5	0- 0	0- 1	HOME	0- 1	0- 2	1- 1			
1- 2	0- 1	0- 0	AWAY	0- 0	0- 1	1- 0			
0- 0	0- 0	0- 0	NEUTRAL	0- 0	0- 0	0- 0			
5- 9	0- 0	0- 0	CONFERENCE	1- 2	0- 2	4- 5			
3- 3	0- 0	0- 0	HOME	0- 1	0- 1	3- 1			
2- 6	0- 0	0- 0	AWAY	1- 1	0- 1	1- 4			
0- 0	0- 0	0- 0	NEUTRAL	0- 0	0- 0	0- 0			

RPI 1-25				RPI 26-50				RPI 51-100				RPI 101+ Team's RPI: 218			
RPI	S	Opponent	Score	RPI	S	Opponent	Score	RPI	S	Opponent	Score	RPI	S	Opponent	Score
12	A	UCLA	55 82	43	H	Marquette	75 89	64	A	Gonzaga	65 63	103	H	UC Davis	87 95
								71	H	Montana St.	66 72	107	A	Long Beach St.	58 66
								93	A	BYU	50 68	114	H	Northern Colo.	56 60
								93	H	BYU	55 68	122	A	St. Mary's (CA)	74 82
												122	H	St. Mary's (CA)	54 63
												152	A	Santa Clara	51 68
												156	A	San Francisco	64 67
												156	H	San Francisco	63 60
												167	H	Fresno St.	67 74
												192	A	San Jose St.	99 96
												212	H	Loyola Marymount	52 65
												234	A	San Diego	71 73
												234	H	San Diego	84 64
												264	H	CSU Bakersfield	91 61
												269	A	Portland	84 74
												290	A	Pepperdine	58 59
												290	H	Pepperdine	80 79
LAST 12 Division I GAMES:															
152	A	Santa Clara	51 68	93	A	BYU	50 68								
234	A	San Diego	71 73	122	H	St. Mary's (CA)	54 63								
290	H	Pepperdine	80 79	156	H	San Francisco	63 60								
122	A	St. Mary's (CA)	74 82	290	A	Pepperdine	58 59								
156	A	San Francisco	64 67	93	H	BYU	55 68								
212	H	Loyola Marymount	52 65	234	H	San Diego	84 64								

Non-Div I Games: UC Merced 111 50 William Jessup 103 65

Pacific

Loss, Non-Conf, S Site, H Home A Away N Neutral

Average RPI Win:	193	WON-LOST	WINNING	LAST 10	STRENGTH OF	OPP. STRENGTH	TEAM	ADJ.	CONF.	ADJ CONF.
Average RPI Loss:	91	RECORD	PCT. RANK	GAMES	SCHEDULE	OF SCHEDULE	RPI	RPI	RPI	RPI
DIV. I ONLY	13- 6	78	7- 2	126	120	91	91	9	9	
DIV. I NON-CONF.	6- 6	165	2- 2	232	108	179	179	9	9	
TOTALS	RPI 1-25	RPI 26-50	W-L RECORDS	RPI 51-100	RPI 101-150	RPI 150+				
13- 6	0- 2	1- 0	OVERALL	0- 2	4- 0	8- 2				
4- 5	0- 1	1- 0	HOME	0- 2	2- 0	1- 2				
9- 1	0- 1	0- 0	AWAY	0- 0	2- 0	7- 0				
0- 0	0- 0	0- 0	NEUTRAL	0- 0	0- 0	0- 0				
6- 6	0- 2	0- 0	NON-CONFERENCE	0- 2	0- 0	6- 2				
0- 5	0- 1	0- 0	HOME	0- 2	0- 0	0- 2				
6- 1	0- 1	0- 0	AWAY	0- 0	0- 0	6- 0				
0- 0	0- 0	0- 0	NEUTRAL	0- 0	0- 0	0- 0				
7- 0	0- 0	1- 0	CONFERENCE	0- 0	4- 0	2- 0				
4- 0	0- 0	1- 0	HOME	0- 0	2- 0	1- 0				
3- 0	0- 0	0- 0	AWAY	0- 0	2- 0	1- 0				
0- 0	0- 0	0- 0	NEUTRAL	0- 0	0- 0	0- 0				

RPI 1-25				RPI 26-50				RPI 51-100 Team's RPI: 91				RPI 101+			
RPI	S	Opponent	Score	RPI	S	Opponent	Score	RPI	S	Opponent	Score	RPI	S	Opponent	Score
10	A	Duke	55 68	27	H	Harvard	63 43	53	H	Villanova	48 60	129	A	Cornell	61 55
23	H	Temple	53 63					100	H	Saint Joseph's	53 57	131	A	Princeton	62 57
												138	H	Yale	66 55
												145	H	Brown	86 60
												164	H	La Salle	56 58
												166	A	CSUN	47 36
												174	A	UC Riverside	71 55
												178	A	Columbia	64 54
												197	H	Binghamton	48 61
												230	A	Richmond	47 44
												231	H	Dartmouth	68 38
												308	A	Rhode Island	75 43
												315	A	Lafayette	64 47
												334	A	Wagner	63 39
LAST 12 Division I GAMES:															
129	A	Cornell	61 55	145	H	Brown	86 60								
178	A	Columbia	64 54	138	H	Yale	66 55								
231	H	Dartmouth	68 38	131	A	Princeton	62 57								
27	H	Harvard	63 43	174	A	UC Riverside	71 55								
23	H	Temple	53 63	166	A	CSUN	47 36								
53	H	Villanova	48 60	230	A	Richmond	47 44								

Non-Div I Games: Stevens 89 43

Penn

Average RPI Win:	172	WON-LOST	WINNING	LAST 10	STRENGTH OF	OPP. STRENGTH	TEAM	ADJ.	CONF.	ADJ CONF.
Average RPI Loss:	68	RECORD	PCT. RANK	GAMES	SCHEDULE	OF SCHEDULE	RPI	RPI	RPI	RPI
DIV. I ONLY	18- 8	72	7- 3	156	57	73	73	6	6	
DIV. I NON-CONF.	10- 2	32	0- 0	233	127	77	77	6	6	
TOTALS	RPI 1-25	RPI 26-50	W-L RECORDS	RPI 51-100	RPI 101-150	RPI 150+				
18- 8	1- 2	1- 3	OVERALL	3- 2	0- 0	13- 1				
13- 1	1- 0	1- 1	HOME	2- 0	0- 0	9- 0				
4- 6	0- 2	0- 1	AWAY	1- 2	0- 0	3- 1				
1- 1	0- 0	0- 1	NEUTRAL	0- 0	0- 0	1- 0				
10- 2	1- 0	0- 1	NON-CONFERENCE	0- 1	0- 0	9- 0				
7- 0	1- 0	0- 0	HOME	0- 0	0- 0	6- 0				
2- 1	0- 0	0- 0	AWAY	0- 1	0- 0	2- 0				
1- 1	0- 0	0- 1	NEUTRAL	0- 0	0- 0	1- 0				
8- 6	0- 2	1- 2	CONFERENCE	3- 1	0- 0	4- 1				
6- 1	0- 0	1- 1	HOME	2- 0	0- 0	3- 0				
2- 5	0- 2	0- 1	AWAY	1- 1	0- 0	1- 1				
0- 0	0- 0	0- 0	NEUTRAL	0- 0	0- 0	0- 0				

RPI 1-25				RPI 26-50				RPI 51-100				RPI 101+			
RPI	S	Opponent	Score	RPI	S	Opponent	Score	RPI	S	Opponent	Score	RPI	S	Opponent	Score
14	H	Tennessee	70 56	42	A	Indiana	66 72	58	A	Northwestern	74 58	153	H	Pittsburgh	91 62
20	A	Maryland	83 89	42	H	Indiana	70 89	59	H	Minnesota	77 66	159	H	Iona	80 67
25	A	Ohio St.	72 87	48	H	Iowa	71 58	66	A	Drexel	60 83	162	A	Boston College	60 56
				49	N	Georgetown	54 68	99	A	Purdue	51 64	185	A	Illinois	80 62
								99	H	Purdue	79 73	185	H	Illinois	82 66
												193	H	American	70 65
												199	H	Nebraska	86 69
												200	A	Rutgers	45 61
												201	H	Wisconsin	76 46
												228	H	Akron	84 71
												250	H	Marshall	82 80
												259	N	Georgia St.	69 42
												316	H	Saint Peter's	106 50
												319	A	Holy Cross	84 48
LAST 12 Division I GAMES:															
185	A	Illinois	80 62	42	A	Indiana	66 72	199	H	Nebraska	86 69	201	H	Wisconsin	76 46
99	H	Purdue	79 73	59	H	Minnesota	77 66	20	A	Maryland	83 89	99	A	Purdue	51 64
58	A	Northwestern	74 58	25	A	Ohio St.	72 87	185	H	Illinois	82 66	48	H	Iowa	71 58

Non-Div I Games:

Penn St.

Pepperdine

Through Games Of Feb. 15, 2017

Average RPI Win:	216	WON-LOST	WINNING	LAST 10	STRENGTH OF	OPP. STRENGTH	TEAM	ADJ.	CONF.	ADJ CONF.
Average RPI Loss:	183	RECORD	PCT. RANK	GAMES	SCHEDULE	OF SCHEDULE	RPI	RPI	RPI	RPI
DIV. I ONLY	7- 18	290	3- 7	219	226	290	290	14	14	
DIV. I NON-CONF.	2- 9	293	0- 0	243	337	322	322	13	13	
TOTALS	RPI 1-25	RPI 26-50	W-L RECORDS	RPI 51-100	RPI 101-150	RPI 150+				
7- 18	0- 1	0- 0	OVERALL	1- 4	0- 2	6- 11				
5- 7	0- 1	0- 0	HOME	1- 2	0- 2	4- 2				
2- 11	0- 0	0- 0	AWAY	0- 2	0- 0	2- 9				
0- 0	0- 0	0- 0	NEUTRAL	0- 0	0- 0	0- 0				
2- 9	0- 1	0- 0	NON-CONFERENCE	0- 1	0- 1	2- 6				
1- 4	0- 1	0- 0	HOME	0- 1	0- 1	1- 1				
1- 5	0- 0	0- 0	AWAY	0- 0	0- 0	1- 5				
0- 0	0- 0	0- 0	NEUTRAL	0- 0	0- 0	0- 0				
5- 9	0- 0	0- 0	CONFERENCE	1- 3	0- 1	4- 5				
4- 3	0- 0	0- 0	HOME	1- 1	0- 1	3- 1				
1- 6	0- 0	0- 0	AWAY	0- 2	0- 0	1- 4				
0- 0	0- 0	0- 0	NEUTRAL	0- 0	0- 0	0- 0				

RPI	S	Opponent	Score	RPI	S	Opponent	Score	RPI	S	Opponent	Score	RPI	S	Opponent	Score	Team's RPI: 290
10	H	Duke	65 99					64	A	Gonzaga	61 83	107	H	Long Beach St.	41 44	
								64	H	Gonzaga	79 69	122	H	St. Mary's (CA)	60 81	
								84	H	UNLV	61 68	152	A	Santa Clara	40 61	
								93	A	BYU	49 88	156	H	San Francisco	81 59	
								93	H	BYU	47 73	180	A	New Mexico St.	66 75	
												212	A	Loyola Marymount	60 72	
												218	A	Pacific	79 80	
												218	H	Pacific	59 58	
												234	A	San Diego	55 42	
												234	H	San Diego	57 40	
												242	A	UC Santa Barbara	57 66	
												258	A	Cal Poly	52 62	
												264	H	CSU Bakersfield	62 57	
												269	A	Portland	55 75	
												269	H	Portland	61 71	
												286	H	Nevada	60 69	
												306	A	Denver	67 75	
												329	A	Utah Valley	65 72	
												341	A	Cal St. Fullerton	69 58	
LAST 12 Division I GAMES:																
234	H	San Diego	57 40	122	H	St. Mary's (CA)	60 81									
93	A	BYU	49 88	93	H	BYU	47 73									
218	A	Pacific	79 80	152	A	Santa Clara	40 61									
156	H	San Francisco	81 59	218	H	Pacific	59 58									
64	A	Gonzaga	61 83	234	A	San Diego	55 42									
269	A	Portland	55 75	212	A	Loyola Marymount	60 72									

Non-Div I Games:

Pepperdine

Loss, Non-Conf, S Site, H Home A Away N Neutral

Average RPI Win:	228	WON-LOST	WINNING	LAST 10	STRENGTH OF	OPP. STRENGTH	TEAM	ADJ.	CONF.	ADJ CONF.
Average RPI Loss:	53	RECORD	PCT. RANK	GAMES	SCHEDULE	OF SCHEDULE	RPI	RPI	RPI	RPI
DIV. I ONLY	11- 13	198	2- 8	68	72	153	153	3	3	
DIV. I NON-CONF.	8- 4	97	0- 0	275	266	190	190	4	4	
TOTALS	RPI 1-25	RPI 26-50	W-L RECORDS	RPI 51-100	RPI 101-150	RPI 150+				
11- 13	0- 5	0- 2	OVERALL	1- 3	2- 3	8- 0				
9- 5	0- 2	0- 0	HOME	1- 1	2- 2	6- 0				
0- 8	0- 3	0- 2	AWAY	0- 2	0- 1	0- 0				
2- 0	0- 0	0- 0	NEUTRAL	0- 0	0- 0	2- 0				
8- 4	0- 0	0- 0	NON-CONFERENCE	0- 2	1- 2	7- 0				
6- 2	0- 0	0- 0	HOME	0- 1	1- 1	5- 0				
0- 2	0- 0	0- 0	AWAY	0- 1	0- 1	0- 0				
2- 0	0- 0	0- 0	NEUTRAL	0- 0	0- 0	2- 0				
3- 9	0- 5	0- 2	CONFERENCE	1- 1	1- 1	1- 0				
3- 3	0- 2	0- 0	HOME	1- 0	1- 1	1- 0				
0- 6	0- 3	0- 2	AWAY	0- 1	0- 0	0- 0				
0- 0	0- 0	0- 0	NEUTRAL	0- 0	0- 0	0- 0				

RPI 1-25				RPI 26-50				RPI 51-100				RPI 101+ Team's RPI: 153			
RPI	S	Opponent	Score	RPI	S	Opponent	Score	RPI	S	Opponent	Score	RPI	S	Opponent	Score
2	A	Notre Dame	54 86	28	A	North Carolina St.	42 55	69	H	Virginia	62 54	104	H	Charlotte	63 70
10	A	Duke	48 62	32	A	Syracuse	65 93	70	A	Wake Forest	48 57	108	H	Clemson	46 54
13	A	Louisville	52 73					73	A	Penn St.	62 91	110	H	North Carolina	68 48
13	H	Louisville	48 63					99	H	Purdue	61 67	117	A	Duquesne	54 63
19	H	Miami (FL)	50 82									129	H	Cornell	56 44
												162	H	Boston College	56 43
												246	H	Loyola Maryland	74 44
												266	N	McNeese	71 65
												292	N	UTEP	71 46
												298	H	Bryant	76 60
												303	H	Mt. St. Mary's	89 54
												313	H	Youngstown St.	63 50
												320	H	Loyola Chicago	59 35
LAST 12 Division I GAMES:															
10	A	Duke	48 62	69	H	Virginia	62 54								
108	H	Clemson	46 54	110	H	North Carolina	68 48								
70	A	Wake Forest	48 57	2	A	Notre Dame	54 86								
32	A	Syracuse	65 93	13	A	Louisville	52 73								
13	H	Louisville	48 63	162	H	Boston College	56 43								
28	A	North Carolina St.	42 55	19	H	Miami (FL)	50 82								

Non-Div I Games: Slippery Rock 94 48

Pittsburgh

Loss, Non-Conf, S Site, H Home A Away N Neutral

Average RPI Win: 262	WON-LOST	WINNING	LAST 10	STRENGTH OF	OPP. STRENGTH	TEAM	ADJ.	CONF.	ADJ CONF.
Average RPI Loss: 123	RECORD	PCT. RANK	GAMES	SCHEDULE	OF SCHEDULE	RPI	RPI	RPI	RPI
DIV. I ONLY	4- 20	324	2- 8	76	132	269	269	14	14
DIV. I NON-CONF.	1- 9	323	0- 0	20	91	223	223	13	13
TOTALS	RPI 1-25	RPI 26-50	W-L RECORDS	RPI 51-100	RPI 101-150	RPI 150+			
4- 20	0- 2	0- 1	OVERALL	0- 6	0- 3	4- 8			
3- 8	0- 1	0- 0	HOME	0- 3	0- 1	3- 3			
1- 11	0- 1	0- 1	AWAY	0- 2	0- 2	1- 5			
0- 1	0- 0	0- 0	NEUTRAL	0- 1	0- 0	0- 0			
1- 9	0- 2	0- 1	NON-CONFERENCE	0- 3	0- 1	1- 2			
1- 2	0- 1	0- 0	HOME	0- 1	0- 0	1- 0			
0- 6	0- 1	0- 1	AWAY	0- 1	0- 1	0- 2			
0- 1	0- 0	0- 0	NEUTRAL	0- 1	0- 0	0- 0			
3- 11	0- 0	0- 0	CONFERENCE	0- 3	0- 2	3- 6			
2- 6	0- 0	0- 0	HOME	0- 2	0- 1	2- 3			
1- 5	0- 0	0- 0	AWAY	0- 1	0- 1	1- 3			
0- 0	0- 0	0- 0	NEUTRAL	0- 0	0- 0	0- 0			

RPI 1-25				RPI 26-50				RPI 51-100				RPI 101+ Team's RPI: 269			
RPI	S	Opponent	Score	RPI	S	Opponent	Score	RPI	S	Opponent	Score	RPI	S	Opponent	Score
7	H	Washington	53 83	35	A	Oregon	41 81	57	N	Southern California	54 67	103	A	UC Davis	52 66
9	A	Oregon St.	45 62					64	A	Gonzaga	55 67	122	A	St. Mary's (CA)	76 92
								64	H	Gonzaga	50 85	122	H	St. Mary's (CA)	65 75
								71	H	Montana St.	66 70	152	A	Santa Clara	56 68
								87	A	Boise St.	60 74	152	H	Santa Clara	44 56
								93	H	BYU	38 77	156	H	San Francisco	56 75
												212	A	Loyola Marymount	54 69
												212	H	Loyola Marymount	71 56
												217	A	Weber St.	37 76
												218	H	Pacific	74 84
												234	A	San Diego	40 57
												256	H	Portland St.	79 68
												286	A	Nevada	59 72
												290	A	Pepperdine	71 61
												290	H	Pepperdine	75 55
LAST 12 Division I GAMES:															
212	H	Loyola Marymount	71 56	64	H	Gonzaga	50 85								
122	H	St. Mary's (CA)	65 75	156	H	San Francisco	56 75								
93	H	BYU	38 77	212	A	Loyola Marymount	54 69								
152	A	Santa Clara	56 68	122	A	St. Mary's (CA)	76 92								
234	A	San Diego	40 57	64	A	Gonzaga	55 67								
290	H	Pepperdine	75 55	152	H	Santa Clara	44 56								

Non-Div I Games: Alas. Anchorage 66 57

Portland

■ Loss,
 ■ Non-Conf, S Site,
 ■ Home
 ■ Away
 N Neutral

Average RPI Win:	295	WON-LOST	WINNING	LAST 10	STRENGTH OF	OPP. STRENGTH	TEAM	ADJ.	CONF.	ADJ CONF.
Average RPI Loss:	138	RECORD	PCT. RANK	GAMES	SCHEDULE	OF SCHEDULE	RPI	RPI	RPI	RPI
DIV. I ONLY	9- 14	233	4- 6	306	179	256	256	19	19	
DIV. I NON-CONF.	5- 6	186	0- 0	320	114	231	231	18	18	
TOTALS	RPI 1-25	RPI 26-50	W-L RECORDS	RPI 51-100	RPI 101-150	RPI 150+				
9- 14	0- 1	0- 1	OVERALL	0- 2	0- 5	9- 5				
4- 3	0- 0	0- 0	HOME	0- 0	0- 2	4- 1				
3- 9	0- 0	0- 0	AWAY	0- 0	0- 0	3- 1				
2- 2	0- 1	0- 1	NEUTRAL	0- 0	0- 0	2- 0				
5- 6	0- 1	0- 1	NON-CONFERENCE	0- 1	0- 1	5- 2				
2- 0	0- 0	0- 0	HOME	0- 0	0- 0	2- 0				
1- 4	0- 0	0- 0	AWAY	0- 1	0- 1	1- 2				
2- 2	0- 1	0- 1	NEUTRAL	0- 0	0- 0	2- 0				
4- 8	0- 0	0- 0	CONFERENCE	0- 1	0- 4	4- 3				
2- 3	0- 0	0- 0	HOME	0- 0	0- 2	2- 1				
2- 5	0- 0	0- 0	AWAY	0- 1	0- 2	2- 2				
0- 0	0- 0	0- 0	NEUTRAL	0- 0	0- 0	0- 0				

RPI 1-25			RPI 26-50			RPI 51-100			RPI 101+ Team's RPI: 256		
RPI	S	Opponent	Score	RPI	S	Opponent	Score	RPI	S	Opponent	Score
17	N	Oklahoma	60 74	35	N	Oregon	46 90	71	A	Montana St.	76 83
								87	A	Boise St.	76 94
										Northern Colo.	62 91
										Arizona	52 75
										Eastern Wash.	62 68
										Idaho	66 72
										North Dakota	61 65
										CSUN	72 99
										Idaho St.	47 53
										Weber St.	75 85
										Seattle U	79 71
										Portland	68 79
										Kennesaw St.	71 61
										Sacramento St.	88 86
										Sacramento St.	68 77
										Northern Ky.	77 54
										Southern Utah	81 74
										Northern Ariz.	56 55
										Montana	64 44
										UC Irvine	79 73
										Cal St. Fullerton	81 73
LAST 12 Division I GAMES:											
217	A	Weber St.	75 85	326	A	Montana	64 44				
177	A	Idaho St.	47 53	288	H	Southern Utah	81 74				
124	H	Eastern Wash.	62 68	304	H	Northern Ariz.	56 55				
125	H	Idaho	66 72	283	A	Sacramento St.	88 86				
283	H	Sacramento St.	68 77	114	A	Northern Colo.	62 91				
71	A	Montana St.	76 83	133	A	North Dakota	61 65				

Non-Div I Games: Pacific Union 93 61

Portland St.

■ Loss,
 ■ Non-Conf, S Site,
 ■ Home
 ■ Away
 N Neutral

Average RPI Win:	274	WON-LOST	WINNING	LAST 10	STRENGTH OF	OPP. STRENGTH	TEAM	ADJ.	CONF.	ADJ CONF.
Average RPI Loss:	191	RECORD	PCT. RANK	GAMES	SCHEDULE	OF SCHEDULE	RPI	RPI	RPI	RPI
DIV. I ONLY	8- 16	259	3- 7	248	335	300	300	30	30	
DIV. I NON-CONF.	5- 7	205	0- 0	99	263	167	167	30	30	
TOTALS	RPI 1-25	RPI 26-50	W-L RECORDS	RPI 51-100	RPI 101-150	RPI 150+				
8- 16	0- 2	0- 0	OVERALL	0- 3	0- 0	8- 11				
7- 2	0- 0	0- 0	HOME	0- 0	0- 0	7- 2				
0- 14	0- 0	0- 0	AWAY	0- 0	0- 0	0- 1				
1- 0	0- 0	0- 0	NEUTRAL	0- 0	0- 0	1- 0				
5- 7	0- 2	0- 0	NON-CONFERENCE	0- 3	0- 0	5- 2				
4- 0	0- 0	0- 0	HOME	0- 0	0- 0	4- 0				
0- 7	0- 2	0- 0	AWAY	0- 3	0- 0	0- 2				
1- 0	0- 0	0- 0	NEUTRAL	0- 0	0- 0	1- 0				
3- 9	0- 0	0- 0	CONFERENCE	0- 0	0- 0	3- 9				
3- 2	0- 0	0- 0	HOME	0- 0	0- 0	3- 2				
0- 7	0- 0	0- 0	AWAY	0- 0	0- 0	0- 7				
0- 0	0- 0	0- 0	NEUTRAL	0- 0	0- 0	0- 0				

RPI 1-25				RPI 26-50				RPI 51-100				RPI 101+ Team's RPI: 300			
RPI	S	Opponent	Score	RPI	S	Opponent	Score	RPI	S	Opponent	Score	RPI	S	Opponent	Score
16	A	Texas A&M	62 90					89	A	SMU	54 61	176	H	Texas St.	64 60
18	A	DePaul	62 94					92	A	Texas Tech	43 85	188	A	Rice	57 68
								94	A	SFA	64 88	203	A	Texas Southern	51 73
												203	H	Texas Southern	62 70
												219	A	Grambling	55 60
												219	H	Grambling	51 49
												220	H	Alabama St.	61 75
												221	H	Bethune-Cookman	66 64
												229	A	Southern U.	72 86
												250	N	Marshall	78 68
												262	A	UTRGV	74 82
												276	A	Ark.-Pine Bluff	47 64
												293	H	Nicholls St.	69 67
												297	A	Alcorn	55 62
												305	A	Mississippi Val.	55 64
												338	H	Sam Houston St.	75 65
												347	A	Jackson St.	60 74
												347	H	Jackson St.	73 63
												349	H	Alabama A&M	71 47
LAST 12 Division I GAMES:															
219	A	Grambling	55 60	305	A	Mississippi Val.	55 64								
347	A	Jackson St.	60 74	219	H	Grambling	51 49								
203	A	Texas Southern	51 73	347	H	Jackson St.	73 63								
220	H	Alabama St.	61 75	203	H	Texas Southern	62 70								
349	H	Alabama A&M	71 47	297	A	Alcorn	55 62								
276	A	Ark.-Pine Bluff	47 64	229	A	Southern U.	72 86								

Non-Div I Games:

Presbyterian

Through Games Of Feb. 15, 2017

Average RPI Win:	270	WON-LOST	WINNING	LAST 10	STRENGTH OF	OPP. STRENGTH	TEAM	ADJ.	CONF.	ADJ CONF.
Average RPI Loss:	164	RECORD	PCT. RANK	GAMES	SCHEDULE	OF SCHEDULE	RPI	RPI	RPI	RPI
DIV. I ONLY	10- 14	220	6- 4	205	310	222	222	28	28	
DIV. I NON-CONF.	2- 9	293	0- 0	79	258	219	219	28	28	
TOTALS	RPI 1-25	RPI 26-50	W-L RECORDS	RPI 51-100	RPI 101-150	RPI 150+				
10- 14	0- 0	0- 1	OVERALL	0- 4	1- 2	9- 7				
5- 5	0- 0	0- 0	HOME	0- 2	1- 0	4- 3				
5- 8	0- 0	0- 1	AWAY	0- 2	0- 2	5- 3				
0- 1	0- 0	0- 0	NEUTRAL	0- 0	0- 0	0- 1				
2- 9	0- 0	0- 1	NON-CONFERENCE	0- 4	0- 2	2- 2				
0- 3	0- 0	0- 0	HOME	0- 2	0- 0	0- 1				
2- 5	0- 0	0- 1	AWAY	0- 2	0- 2	2- 0				
0- 1	0- 0	0- 0	NEUTRAL	0- 0	0- 0	0- 1				
8- 5	0- 0	0- 0	CONFERENCE	0- 0	1- 0	7- 5				
5- 2	0- 0	0- 0	HOME	0- 0	1- 0	4- 2				
3- 3	0- 0	0- 0	AWAY	0- 0	0- 0	3- 3				
0- 0	0- 0	0- 0	NEUTRAL	0- 0	0- 0	0- 0				

RPI S	Opponent	Score	RPI S	Opponent	Score	RPI S	Opponent	Score	RPI S	Opponent	Score	Team's RPI: 222
42	A Indiana	37 71	60	A Virginia Tech	36 67	104	A Charlotte	63 71				
			64	A Gonzaga	39 79	135	H Radford	58 54				
			75	H Belmont	58 83	149	A East Carolina	46 54				
			80	H Chattanooga	48 56	203	N Texas Southern	62 74				
						210	H Campbell	39 49				
						223	A UNCG	69 62				
						235	A UNC Asheville	52 47				
						235	H UNC Asheville	60 67				
						236	A Charleston So.	34 52				
						236	H Charleston So.	50 48				
						249	A Liberty	60 68				
						249	H Liberty	56 55				
						265	A High Point	60 87				
						307	A Gardner-Webb	56 55				
						307	H Gardner-Webb	58 47				
						321	H USC Upstate	48 55				
						328	A Winthrop	78 39				
						336	H Longwood	65 55				
						342	A N.C. Central	72 63				
LAST 12 Division I GAMES:												
307	H Gardner-Webb	58 47	235	H UNC Asheville	60 67							
249	H Liberty	56 55	328	A Winthrop	78 39							
235	A UNC Asheville	52 47	236	H Charleston So.	50 48							
236	A Charleston So.	34 52	210	H Campbell	39 49							
135	H Radford	58 54	249	A Liberty	60 68							
265	A High Point	60 87	307	A Gardner-Webb	56 55							

Non-Div I Games:

Presbyterian

Loss, Non-Conf, S Site, H Home A Away N Neutral

Average RPI Win:	205	WON-LOST	WINNING	LAST 10	STRENGTH OF	OPP. STRENGTH	TEAM	ADJ.	CONF.	ADJ CONF.
Average RPI Loss:	85	RECORD	PCT. RANK	GAMES	SCHEDULE	OF SCHEDULE	RPI	RPI	RPI	RPI
DIV. I ONLY	11- 9	147	7- 3	121	104	131	131	9	9	
DIV. I NON-CONF.	6- 7	182	2- 3	221	62	192	192	9	9	
TOTALS	RPI 1-25	RPI 26-50	W-L RECORDS	RPI 51-100	RPI 101-150	RPI 150+				
11- 9	0- 1	1- 1	OVERALL	0- 3	2- 4	8- 0				
7- 4	0- 0	1- 0	HOME	0- 2	1- 2	5- 0				
4- 5	0- 1	0- 1	AWAY	0- 1	1- 2	3- 0				
0- 0	0- 0	0- 0	NEUTRAL	0- 0	0- 0	0- 0				
6- 7	0- 1	0- 1	NON-CONFERENCE	0- 2	0- 3	6- 0				
4- 2	0- 0	0- 0	HOME	0- 1	0- 1	4- 0				
2- 5	0- 1	0- 1	AWAY	0- 1	0- 2	2- 0				
0- 0	0- 0	0- 0	NEUTRAL	0- 0	0- 0	0- 0				
5- 2	0- 0	1- 0	CONFERENCE	0- 1	2- 1	2- 0				
3- 2	0- 0	1- 0	HOME	0- 1	1- 1	1- 0				
2- 0	0- 0	0- 0	AWAY	0- 0	1- 0	1- 0				
0- 0	0- 0	0- 0	NEUTRAL	0- 0	0- 0	0- 0				

RPI S	Opponent	Score	RPI S	Opponent	Score	RPI S	Opponent	Score	RPI S	Opponent	Score	Team's RPI: 131
22	A Kansas St.	42 60	27	H Harvard	63 58	51	A George Washington	45 56	115	A Delaware	62 66	
			46	A Georgia Tech	51 67	54	H Dayton	56 62	118	H Rider	62 70	
						91	H Penn	57 62	127	A Fordham	55 57	
									129	A Cornell	58 54	
									138	H Yale	74 62	
									145	H Brown	88 98	
									178	A Columbia	62 52	
									198	H Seton Hall	94 67	
									200	H Rutgers	64 34	
									206	A UMBC	69 58	
									231	H Dartmouth	85 55	
									296	A Lipscomb	71 43	
									315	H Lafayette	65 27	
									334	H Wagner	107 44	
LAST 12 Division I GAMES:												
178	A Columbia	62 52	91	H Penn	57 62							
129	A Cornell	58 54	296	A Lipscomb	71 43							
27	H Harvard	63 58	46	A Georgia Tech	51 67							
231	H Dartmouth	85 55	334	H Wagner	107 44							
138	H Yale	74 62	22	A Kansas St.	42 60							
145	H Brown	88 98	127	A Fordham	55 57							

Non-Div I Games:

Princeton

■ Loss,
 ■ Non-Conf, S Site,
 ■ Home
 ■ Away
 N Neutral

Providence

Through Games Of Feb. 15, 2017

Average RPI Win:	213	WON-LOST	WINNING	LAST 10	STRENGTH OF	OPP. STRENGTH	TEAM	ADJ.	CONF.	ADJ CONF.
Average RPI Loss:	84	RECORD	PCT. RANK	GAMES	SCHEDULE	OF SCHEDULE	RPI	RPI	RPI	RPI
DIV. I ONLY	10- 15	230	1- 9	102	82	168	168	7	7	
DIV. I NON-CONF.	8- 3	67	0- 0	287	272	104	104	7	7	
TOTALS	RPI 1-25	RPI 26-50	W-L RECORDS	RPI 51-100	RPI 101-150	RPI 150+				
10- 15	0- 4	1- 3	OVERALL	0- 3	0- 1	9- 4				
5- 5	0- 2	1- 1	HOME	0- 1	0- 0	4- 1				
3- 10	0- 2	0- 2	AWAY	0- 2	0- 1	3- 3				
2- 0	0- 0	0- 0	NEUTRAL	0- 0	0- 0	2- 0				
8- 3	0- 0	0- 0	NON-CONFERENCE	0- 0	0- 1	8- 2				
3- 0	0- 0	0- 0	HOME	0- 0	0- 0	3- 0				
3- 3	0- 0	0- 0	AWAY	0- 0	0- 1	3- 2				
2- 0	0- 0	0- 0	NEUTRAL	0- 0	0- 0	2- 0				
2- 12	0- 4	1- 3	CONFERENCE	0- 3	0- 0	1- 2				
2- 5	0- 2	1- 1	HOME	0- 1	0- 0	1- 1				
0- 7	0- 2	0- 2	AWAY	0- 2	0- 0	0- 1				
0- 0	0- 0	0- 0	NEUTRAL	0- 0	0- 0	0- 0				

RPI S Opponent	Score	RPI S Opponent	Score	RPI S Opponent	Score	RPI S Opponent	Score	Team's RPI: 168
18 A DePaul	56 61	43 A Marquette	74 79	53 A Villanova	43 61	145 A Brown	70 77	
18 H DePaul	55 64	43 H Marquette	66 64	53 H Villanova	59 64	162 A Boston College	53 57	
21 A Creighton	57 88	49 A Georgetown	70 72	74 A St. John's (NY)	50 60	173 A Hartford	77 65	
21 H Creighton	51 58	49 H Georgetown	39 71			178 A Columbia	64 66	
						181 H Xavier	51 54	
						197 H Binghamton	71 58	
						198 A Seton Hall	43 55	
						208 A UNCW	65 49	
						211 A Monmouth	62 58	
						215 N Miami (OH)	75 59	
						238 H Butler	68 51	
						252 H Colgate	92 85	
						295 H North Dakota St.	86 63	
						298 N Bryant	62 51	
LAST 12 Division I GAMES:								
21 A Creighton	57 88	198 A Seton Hall	43 55					
53 A Villanova	43 61	21 H Creighton	51 58					
49 A Georgetown	70 72	49 H Georgetown	39 71					
18 H DePaul	55 64	53 H Villanova	59 64					
43 H Marquette	66 64	43 A Marquette	74 79					
74 A St. John's (NY)	50 60	18 A DePaul	56 61					

Non-Div I Games:

Providence

Loss, Non-Conf, S Site, H Home A Away N Neutral

RPI 1-25				RPI 26-50				RPI 51-100				Team's RPI: 99		RPI 101+			
RPI	S	Opponent	Score	RPI	S	Opponent	Score	RPI	S	Opponent	Score			RPI	S	Opponent	Score
11	N	Stanford	69 78	29	H	Michigan	62 72	53	N	Villanova	44 58			132	A	Maine	47 67
20	H	Maryland	70 85	42	A	Indiana	60 74	56	A	Michigan St.	76 66			144	A	Ball St.	58 42
25	H	Ohio St.	56 61	47	H	Central Mich.	62 51	56	H	Michigan St.	66 54			153	A	Pittsburgh	67 61
								58	A	Northwestern	60 76			165	H	Southern Ill.	61 64
								62	H	IUPUI	62 67			179	N	Northeastern	79 54
								73	A	Penn St.	73 79			185	A	Illinois	72 64
								73	H	Penn St.	64 51			199	H	Nebraska	88 45
														200	A	Rutgers	55 42
														201	A	Wisconsin	79 57
														207	N	Wichita St.	86 49
														252	H	Colgate	71 51
														285	H	Eastern Mich.	77 50
														321	H	USC Upstate	71 41
														342	H	N.C. Central	61 27
LAST 12 Division I GAMES:																	
				200	A	Rutgers	55 42	56	A	Michigan St.	76 66						
				73	A	Penn St.	73 79	42	A	Indiana	60 74						
				29	H	Michigan	62 72	25	H	Ohio St.	56 61						
				185	A	Illinois	72 64	201	A	Wisconsin	79 57						
				20	H	Maryland	70 85	73	H	Penn St.	64 51						
				199	H	Nebraska	88 45	56	H	Michigan St.	66 54						

Purdue

Page 232

Quinnipiac

Through Games Of Feb. 15, 2017

Average RPI Win:	198	WON-LOST	WINNING	LAST 10	STRENGTH OF	OPP. STRENGTH	TEAM	ADJ.	CONF.	ADJ CONF.
Average RPI Loss:	105	RECORD	PCT. RANK	GAMES	SCHEDULE	OF SCHEDULE	RPI	RPI	RPI	RPI
DIV. I ONLY	20- 6	34	7- 3	113	187	45	45	18	18	
DIV. I NON-CONF.	7- 3	83	0- 0	11	128	17	17	17	17	
TOTALS	RPI 1-25	RPI 26-50	W-L RECORDS	RPI 51-100	RPI 101-150	RPI 150+				
20- 6	0- 2	0- 0	OVERALL	2- 1	3- 0	15- 3				
10- 1	0- 0	0- 0	HOME	1- 1	1- 0	8- 0				
8- 4	0- 0	0- 0	AWAY	1- 0	1- 0	6- 1				
2- 1	0- 1	0- 0	NEUTRAL	0- 0	1- 0	1- 0				
7- 3	0- 2	0- 0	NON-CONFERENCE	2- 1	1- 0	4- 0				
2- 1	0- 0	0- 0	HOME	1- 1	0- 0	1- 0				
3- 1	0- 1	0- 0	AWAY	1- 0	0- 0	2- 0				
2- 1	0- 1	0- 0	NEUTRAL	0- 0	1- 0	1- 0				
13- 3	0- 0	0- 0	CONFERENCE	0- 0	2- 0	11- 3				
8- 0	0- 0	0- 0	HOME	0- 0	1- 0	7- 0				
5- 3	0- 0	0- 0	AWAY	0- 0	1- 0	4- 3				
0- 0	0- 0	0- 0	NEUTRAL	0- 0	0- 0	0- 0				

RPI 1-25			RPI 26-50			RPI 51-100			RPI 101+		
RPI	S	Opponent	Score	RPI	S	Opponent	Score	RPI	S	Opponent	Score
9	N	Oregon St.	60 75					107	N	Long Beach St.	63 60
23	A	Temple	68 71					118	A	Rider	91 79
								118	H	Rider	79 53
								159	A	Iona	44 58
								172	A	Fairfield	52 65
								172	H	Fairfield	60 55
								173	A	Hartford	82 59
								179	H	Northeastern	76 59
								180	N	New Mexico St.	49 46
								194	A	Siena	76 60
								194	H	Siena	73 47
								211	A	Monmouth	58 61
								211	H	Monmouth	74 54
								224	A	Niagara	71 64
								224	H	Niagara	61 45
								243	H	Marist	79 57
								245	A	Canisius	64 53
								282	H	Manhattan	81 38
								316	A	Saint Peter's	84 51
								316	H	Saint Peter's	82 47
								319	A	Holy Cross	78 55
LAST 12 Division I GAMES:											
194	A	Siena	76 60	118	H	Rider	79 53				
243	H	Marist	79 57	211	A	Monmouth	58 61				
211	H	Monmouth	74 54	172	H	Fairfield	60 55				
172	A	Fairfield	52 65	282	H	Manhattan	81 38				
159	A	Iona	44 58	245	A	Canisius	64 53				
224	H	Niagara	61 45	224	A	Niagara	71 64				

Non-Div I Games:

Quinnipiac

Loss, Non-Conf, S Site, H Home A Away N Neutral

Average RPI Win: 259	WON-LOST	WINNING	LAST 10	STRENGTH OF	OPP. STRENGTH	TEAM	ADJ.	CONF.	ADJ CONF.
Average RPI Loss: 161	RECORD	PCT. RANK	GAMES	SCHEDULE	OF SCHEDULE	RPI	RPI	RPI	RPI
DIV. I ONLY	16- 6	58	7- 3	329	212	135	135	28	28
DIV. I NON-CONF.	6- 3	97	0- 0	246	46	85	85	28	28
TOTALS	RPI 1-25	RPI 26-50	W-L RECORDS	RPI 51-100	RPI 101-150	RPI 150+			
16- 6	0- 1	0- 0	OVERALL	1- 1	0- 0	15- 4			
8- 0	0- 0	0- 0	HOME	0- 0	0- 0	8- 0			
8- 6	0- 0	0- 0	AWAY	1- 1	0- 0	7- 0			
0- 0	0- 0	0- 0	NEUTRAL	0- 0	0- 0	0- 0			
6- 3	0- 1	0- 0	NON-CONFERENCE	1- 1	0- 0	5- 1			
2- 0	0- 0	0- 0	HOME	0- 0	0- 0	2- 0			
4- 3	0- 1	0- 0	AWAY	1- 1	0- 0	3- 1			
0- 0	0- 0	0- 0	NEUTRAL	0- 0	0- 0	0- 0			
10- 3	0- 0	0- 0	CONFERENCE	0- 0	0- 0	10- 3			
6- 0	0- 0	0- 0	HOME	0- 0	0- 0	6- 0			
4- 3	0- 0	0- 0	AWAY	0- 0	0- 0	4- 3			
0- 0	0- 0	0- 0	NEUTRAL	0- 0	0- 0	0- 0			

RPI 1-25				RPI 26-50				RPI 51-100				RPI 101+ Team's RPI: 135			
RPI	S	Opponent	Score	RPI	S	Opponent	Score	RPI	S	Opponent	Score	RPI	S	Opponent	Score
15	A	Kentucky	36 59					60	A	Virginia Tech	52 71	182	A	George Mason	56 70
								70	A	Wake Forest	68 60	196	A	Appalachian St.	57 54
												210	A	Campbell	61 42
												222	A	Presbyterian	54 58
												223	A	UNCG	70 54
												235	A	UNC Asheville	64 62
												236	A	Charleston So.	45 57
												236	H	Charleston So.	67 59
												249	A	Liberty	48 49
												249	H	Liberty	76 68
												260	H	Tennessee Tech	79 46
												265	H	High Point	59 56
												273	A	Davidson	44 40
												287	H	Western Caro.	67 39
												307	H	Gardner-Webb	67 57
												328	A	Winthrop	60 50
												328	H	Winthrop	74 49
												336	A	Longwood	74 34
												336	H	Longwood	73 55
LAST 12 Division I GAMES:															
336	A	Longwood	74 34	249	H	Liberty	76 68								
236	H	Charleston So.	67 59	236	A	Charleston So.	45 57								
249	A	Liberty	48 49	265	H	High Point	59 56								
328	H	Winthrop	74 49	336	H	Longwood	73 55								
222	A	Presbyterian	54 58	210	A	Campbell	61 42								
235	A	UNC Asheville	64 62	328	A	Winthrop	60 50								

Non-Div I Games: Concord 78 51 Davis & Elkins 67 57

Radford

Loss, Non-Conf, S Site, H Home A Away N Neutral

Rhode Island

Through Games Of Feb. 15, 2017

Average RPI Win:	250	WON-LOST	WINNING	LAST 10	STRENGTH OF	OPP. STRENGTH	TEAM	ADJ.	CONF.	ADJ CONF.
Average RPI Loss:	156	RECORD	PCT. RANK	GAMES	SCHEDULE	OF SCHEDULE	RPI	RPI	RPI	RPI
DIV. I ONLY	4- 22	329	0- 10	182	173	308	308	12	12	
DIV. I NON-CONF.	4- 8	230	0- 0	209	206	245	245	12	12	
TOTALS	RPI 1-25	RPI 26-50	W-L RECORDS	RPI 51-100	RPI 101-150	RPI 150+				
4- 22	0- 0	0- 1	OVERALL	0- 6	0- 5	4- 10				
2- 9	0- 0	0- 0	HOME	0- 4	0- 2	2- 3				
2- 12	0- 0	0- 1	AWAY	0- 2	0- 3	2- 6				
0- 1	0- 0	0- 0	NEUTRAL	0- 0	0- 0	0- 1				
4- 8	0- 0	0- 1	NON-CONFERENCE	0- 3	0- 2	4- 2				
2- 3	0- 0	0- 0	HOME	0- 2	0- 0	2- 1				
2- 4	0- 0	0- 1	AWAY	0- 1	0- 2	2- 0				
0- 1	0- 0	0- 0	NEUTRAL	0- 0	0- 0	0- 1				
0- 14	0- 0	0- 0	CONFERENCE	0- 3	0- 3	0- 8				
0- 6	0- 0	0- 0	HOME	0- 2	0- 2	0- 2				
0- 8	0- 0	0- 0	AWAY	0- 1	0- 1	0- 6				
0- 0	0- 0	0- 0	NEUTRAL	0- 0	0- 0	0- 0				

RPI	S	Opponent	Score	RPI	S	Opponent	Score	RPI	S	Opponent	Score	RPI	S	Opponent	Score	Team's RPI: 308
32	A	Syracuse	49	95	51	H	George Washington	44	72	105	H	Saint Louis	50	68		
					54	A	Dayton	51	81	127	H	Fordham	69	74		
					56	H	Michigan St.	48	85	142	A	VCU	57	68		
					85	A	Toledo	50	65	145	A	Brown	65	76		
					91	H	Penn	43	75	147	A	Kansas	36	72		
					100	H	Saint Joseph's	49	75	164	A	La Salle	51	70		
										164	H	La Salle	49	58		
										172	A	Fairfield	72	65		
										182	A	George Mason	51	60		
										227	A	St. Bonaventure	69	78		
										230	A	Richmond	51	67		
										230	H	Richmond	53	58		
										231	H	Dartmouth	52	62		
										240	H	Samford	78	63		
										243	H	Marist	82	61		
										273	A	Davidson	64	74		
										291	A	Massachusetts	67	68		
										298	N	Bryant	56	62		
										343	A	UMass Lowell	64	57		
LAST 12 Division I GAMES:																
182	A	George Mason	51	60	100	H	Saint Joseph's	49	75							
273	A	Davidson	64	74	105	H	Saint Louis	50	68							
51	H	George Washington	44	72	142	A	VCU	57	68							
230	A	Richmond	51	67	230	H	Richmond	53	58							
164	H	La Salle	49	58	164	A	La Salle	51	70							
54	A	Dayton	51	81	291	A	Massachusetts	67	68							

Non-Div I Games:

Rhode Island

■ Loss,
 ■ Non-Conf,
 ■ S Site,
 ■ H Home
 ■ A Away
 N Neutral

Average RPI Win:	263	WON-LOST	WINNING	LAST 10	STRENGTH OF	OPP. STRENGTH	TEAM	ADJ.	CONF.	ADJ CONF.
Average RPI Loss:	120	RECORD	PCT. RANK	GAMES	SCHEDULE	OF SCHEDULE	RPI	RPI	RPI	RPI
DIV. I ONLY	13- 9	122	5- 5	291	193	188	188	15	15	
DIV. I NON-CONF.	8- 2	49	0- 0	337	319	143	143	16	16	
TOTALS	RPI 1-25	RPI 26-50	W-L RECORDS	RPI 51-100	RPI 101-150	RPI 150+				
13- 9	0- 0	0- 1	OVERALL	0- 2	2- 3	11- 3				
7- 4	0- 0	0- 0	HOME	0- 0	1- 2	6- 2				
6- 5	0- 0	0- 1	AWAY	0- 2	1- 1	5- 1				
0- 0	0- 0	0- 0	NEUTRAL	0- 0	0- 0	0- 0				
8- 2	0- 0	0- 1	NON-CONFERENCE	0- 1	0- 0	8- 0				
4- 0	0- 0	0- 0	HOME	0- 0	0- 0	4- 0				
4- 2	0- 0	0- 1	AWAY	0- 1	0- 0	4- 0				
0- 0	0- 0	0- 0	NEUTRAL	0- 0	0- 0	0- 0				
5- 7	0- 0	0- 0	CONFERENCE	0- 1	2- 3	3- 3				
3- 4	0- 0	0- 0	HOME	0- 0	1- 2	2- 2				
2- 3	0- 0	0- 0	AWAY	0- 1	1- 1	1- 1				
0- 0	0- 0	0- 0	NEUTRAL	0- 0	0- 0	0- 0				

RPI 1-25			RPI 26-50			RPI 51-100			RPI 101+			Team's RPI: 188
RPI	S	Opponent	Score	RPI	S	Opponent	Score	RPI	S	Opponent	Score	
				30	A	LSU	55 66	65	A	Middle Tenn.	61 71	
								75	A	Oklahoma St.	51 65	
										104	A	Charlotte 55 52
										104	H	Charlotte 51 69
										120	H	Southern Miss. 76 68
										130	A	Old Dominion 66 81
										130	H	Old Dominion 47 59
										155	H	Louisiana Tech 67 70
										183	A	UAB 61 62
										203	A	Texas Southern 52 49
										204	A	North Texas 51 49
										204	H	North Texas 69 77
										225	H	Grand Canyon 64 50
										280	H	FIU 74 55
										300	H	Prairie View 68 57
										301	H	A&M-Corpus Christi 70 36
										331	H	Fla. Atlantic 89 55
										332	A	La.-Monroe 93 50
										333	A	Incarinate Word 60 43
										338	H	Sam Houston St. 77 51
										345	A	Houston Baptist 79 53
LAST 12 Division I GAMES:												
				331	H	Fla. Atlantic	89 55			155	H	Louisiana Tech 67 70
				280	H	FIU	74 55			204	A	North Texas 51 49
				204	H	North Texas	69 77			183	A	UAB 61 62
				104	A	Charlotte	55 52			65	A	Middle Tenn. 61 71
				130	A	Old Dominion	66 81			104	H	Charlotte 51 69
				120	H	Southern Miss.	76 68			130	H	Old Dominion 47 59

Non-Div I Games: Huston-Tillotson 96 62

Rice

Average RPI Win: 261		WON-LOST	WINNING	LAST 10	STRENGTH OF	OPP. STRENGTH	TEAM	ADJ.	CONF.	ADJ CONF.
Average RPI Loss: 136		RECORD	PCT. RANK	GAMES	SCHEDULE	OF SCHEDULE	RPI	RPI	RPI	RPI
DIV. I ONLY		13- 14	182	5- 5	293	172	230	230	12	12
DIV. I NON-CONF.		6- 7	182	0- 0	279	292	251	251	12	12
TOTALS		RPI 1-25	RPI 26-50	W-L RECORDS		RPI 51-100	RPI 101-150	RPI 150+		
13- 14	0- 0		0- 0	OVERALL		1- 3	0- 6	12- 5		
6- 7	0- 0		0- 0	HOME		1- 2	0- 2	5- 3		
5- 6	0- 0		0- 0	AWAY		0- 1	0- 4	5- 1		
2- 1	0- 0		0- 0	NEUTRAL		0- 0	0- 0	2- 1		
6- 7	0- 0		0- 0	NON-CONFERENCE		0- 2	0- 2	6- 3		
2- 4	0- 0		0- 0	HOME		0- 2	0- 1	2- 1		
2- 2	0- 0		0- 0	AWAY		0- 0	0- 1	2- 1		
2- 1	0- 0		0- 0	NEUTRAL		0- 0	0- 0	2- 1		
7- 7	0- 0		0- 0	CONFERENCE		1- 1	0- 4	6- 2		
4- 3	0- 0		0- 0	HOME		1- 0	0- 1	3- 2		
3- 4	0- 0		0- 0	AWAY		0- 1	0- 3	3- 0		
0- 0	0- 0		0- 0	NEUTRAL		0- 0	0- 0	0- 0		

[illegible]

Non-Div I Games:

Richmond

Loss, Non-Conf, S Site, H Home A Away N Neutral

Average RPI Win:	236	WON-LOST	WINNING	LAST 10	STRENGTH OF	OPP. STRENGTH	TEAM	ADJ.	CONF.	ADJ CONF.
Average RPI Loss:	133	RECORD	PCT. RANK	GAMES	SCHEDULE	OF SCHEDULE	RPI	RPI	RPI	RPI
DIV. I ONLY	20- 6	34	8- 2	302	192	118	118	18	18	
DIV. I NON-CONF.	6- 3	97	0- 0	319	205	157	157	17	17	
TOTALS	RPI 1-25	RPI 26-50	W-L RECORDS	RPI 51-100	RPI 101-150	RPI 150+				
20- 6	0- 0	0- 2	OVERALL	0- 0	1- 1	19- 3				
9- 2	0- 0	0- 1	HOME	0- 0	0- 0	9- 1				
11- 3	0- 0	0- 1	AWAY	0- 0	1- 1	10- 1				
0- 1	0- 0	0- 0	NEUTRAL	0- 0	0- 0	0- 1				
6- 3	0- 0	0- 0	NON-CONFERENCE	0- 0	1- 1	5- 2				
3- 0	0- 0	0- 0	HOME	0- 0	0- 0	3- 0				
3- 2	0- 0	0- 0	AWAY	0- 0	1- 1	2- 1				
0- 1	0- 0	0- 0	NEUTRAL	0- 0	0- 0	0- 1				
14- 3	0- 0	0- 2	CONFERENCE	0- 0	0- 0	14- 1				
6- 2	0- 0	0- 1	HOME	0- 0	0- 0	6- 1				
8- 1	0- 0	0- 1	AWAY	0- 0	0- 0	8- 0				
0- 0	0- 0	0- 0	NEUTRAL	0- 0	0- 0	0- 0				

RPI S	Opponent	Score	RPI S	Opponent	Score	RPI S	Opponent	Score	RPI S	Opponent	Score	Team's RPI: 118
45	A Quinnipiac	53 79	45	H Quinnipiac	79 91				113	A UCF	30 49	
									131	A Princeton	70 62	
									159	A Iona	52 36	
									159	H Iona	85 65	
									164	H La Salle	74 61	
									172	H Fairfield	67 68	
									186	A Towson	79 75	
									194	A Siena	62 61	
									194	H Siena	72 70	
									198	A Seton Hall	81 89	
									211	A Monmouth	71 69	
									224	A Niagara	78 58	
									227	N St. Bonaventure	47 60	
									243	A Marist	69 56	
									243	H Marist	65 46	
									245	A Canisius	71 70	
									245	H Canisius	61 50	
									282	A Manhattan	53 36	
									282	H Manhattan	73 64	
									294	A Lehigh	75 68	
									315	H Lafayette	76 58	
									316	A Saint Peter's	56 43	
									316	H Saint Peter's	47 46	
									322	H St. Francis Brooklyn	77 60	
LAST 12 Division I GAMES:												
243	H Marist	65 46	282	H Manhattan	73 64							
245	H Canisius	61 50	45	A Quinnipiac	53 79							
159	A Iona	52 36	316	A Saint Peter's	56 43							
194	H Siena	72 70	172	H Fairfield	67 68							
211	A Monmouth	71 69	243	A Marist	69 56							
316	H Saint Peter's	47 46	194	A Siena	62 61							

Non-Div I Games:

Rider

■ Loss,
 ■ Non-Conf,
 ■ S Site,
 ■ H Home
 ■ A Away
 N Neutral

Average RPI Win: 299	WON-LOST	WINNING	LAST 10	STRENGTH OF	OPP. STRENGTH	TEAM	ADJ.	CONF.	ADJ CONF.
Average RPI Loss: 183	RECORD	PCT. RANK	GAMES	SCHEDULE	OF SCHEDULE	RPI	RPI	RPI	RPI
DIV. I ONLY	15- 9	106	9- 1	340	314	213	213	31	31
DIV. I NON-CONF.	4- 6	209	0- 0	278	176	212	212	32	32
TOTALS	RPI 1-25	RPI 26-50	W-L RECORDS	RPI 51-100	RPI 101-150	RPI 150+			
15- 9	0- 0	0- 1	OVERALL	0- 1	1- 2	14- 5			
6- 3	0- 0	0- 0	HOME	0- 0	0- 0	6- 3			
9- 5	0- 0	0- 1	AWAY	0- 1	1- 1	8- 2			
0- 1	0- 0	0- 0	NEUTRAL	0- 0	0- 1	0- 0			
4- 6	0- 0	0- 1	NON-CONFERENCE	0- 1	1- 2	3- 2			
1- 1	0- 0	0- 0	HOME	0- 0	0- 0	1- 1			
3- 4	0- 0	0- 1	AWAY	0- 1	1- 1	2- 1			
0- 1	0- 0	0- 0	NEUTRAL	0- 0	0- 1	0- 0			
11- 3	0- 0	0- 0	CONFERENCE	0- 0	0- 0	11- 3			
5- 2	0- 0	0- 0	HOME	0- 0	0- 0	5- 2			
6- 1	0- 0	0- 0	AWAY	0- 0	0- 0	6- 1			
0- 0	0- 0	0- 0	NEUTRAL	0- 0	0- 0	0- 0			

RPI 1-25				RPI 26-50				RPI 51-100				RPI 101+ Team's RPI: 213			
RPI	S	Opponent	Score	RPI	S	Opponent	Score	RPI	S	Opponent	Score	RPI	S	Opponent	Score
				48	A	Iowa	60 81	97	A	Vanderbilt	59 75	106	A	Kent St.	68 65
												115	A	Delaware	65 67
												119	N	Stetson	60 68
												195	A	Sacred Heart	59 69
												211	H	Monmouth	56 69
												255	H	Howard	59 42
												257	A	Saint Francis (PA)	70 68
												257	H	Saint Francis (PA)	55 70
												280	A	FIU	57 59
												298	H	Bryant	62 46
												303	A	Mt. St. Mary's	50 44
												303	H	Mt. St. Mary's	70 58
												309	H	Central Conn. St.	55 46
												315	A	Lafayette	62 51
												322	A	St. Francis Brooklyn	61 54
												322	H	St. Francis Brooklyn	49 56
												334	A	Wagner	82 63
												334	H	Wagner	74 41
												337	A	LIU Brooklyn	64 54
												337	H	LIU Brooklyn	83 42
												339	A	Morgan St.	58 44
												340	A	Fairleigh Dickinson	66 64
LAST 12 Division I GAMES:															
				303	H	Mt. St. Mary's	70 58	309	H	Central Conn. St.	55 46				
				334	H	Wagner	74 41	298	H	Bryant	62 46				
				337	A	LIU Brooklyn	64 54	257	H	Saint Francis (PA)	55 70				
				322	A	St. Francis Brooklyn	61 54	334	A	Wagner	82 63				
				257	A	Saint Francis (PA)	70 68	337	H	LIU Brooklyn	83 42				
				303	A	Mt. St. Mary's	50 44	322	H	St. Francis Brooklyn	49 56				

Non-Div I Games: Point Park 69 52

Robert Morris

■ Loss,
 ■ Non-Conf,
 ■ S Site,
 ■ Home
 ■ A Away
 N Neutral

Average RPI Win:	150	WON-LOST	WINNING	LAST 10	STRENGTH OF	OPP. STRENGTH	TEAM	ADJ.	CONF.	ADJ CONF.
Average RPI Loss:	74	RECORD	PCT. RANK	GAMES	SCHEDULE	OF SCHEDULE	RPI	RPI	RPI	RPI
DIV. I ONLY	6- 20	305	1- 9	33	51	200	200	6	6	
DIV. I NON-CONF.	3- 10	280	0- 0	17	56	185	185	6	6	
TOTALS	RPI 1-25	RPI 26-50	W-L RECORDS	RPI 51-100	RPI 101-150	RPI 150+				
6- 20	0- 3	0- 6	OVERALL	3- 7	0- 1	3- 3				
6- 8	0- 2	0- 3	HOME	3- 3	0- 0	3- 0				
0- 12	0- 1	0- 3	AWAY	0- 4	0- 1	0- 3				
0- 0	0- 0	0- 0	NEUTRAL	0- 0	0- 0	0- 0				
3- 10	0- 2	0- 2	NON-CONFERENCE	1- 4	0- 1	2- 1				
3- 4	0- 2	0- 1	HOME	1- 1	0- 0	2- 0				
0- 6	0- 0	0- 1	AWAY	0- 3	0- 1	0- 1				
0- 0	0- 0	0- 0	NEUTRAL	0- 0	0- 0	0- 0				
3- 10	0- 1	0- 4	CONFERENCE	2- 3	0- 0	1- 2				
3- 4	0- 0	0- 2	HOME	2- 2	0- 0	1- 0				
0- 6	0- 1	0- 2	AWAY	0- 1	0- 0	0- 2				
0- 0	0- 0	0- 0	NEUTRAL	0- 0	0- 0	0- 0				

RPI 1-25				RPI 26-50				RPI 51-100				RPI 101+ Team's RPI: 200			
RPI	S	Opponent	Score	RPI	S	Opponent	Score	RPI	S	Opponent	Score	RPI	S	Opponent	Score
10	H	Duke	32 68	29	A	Michigan	50 63	56	H	Michigan St.	62 58	131	A	Princeton	34 64
20	A	Maryland	71 80	31	A	Elon	54 66	58	H	Northwestern	37 55	175	A	Houston	51 53
23	H	Temple	37 48	39	H	James Madison	76 82	59	A	Minnesota	46 80	185	A	Illinois	41 78
				42	H	Indiana	52 63	69	A	Virginia	54 62	198	H	Seton Hall	53 45
				48	A	Iowa	57 71	70	A	Wake Forest	43 55	199	A	Nebraska	58 62
				48	H	Iowa	59 71	72	H	Bucknell	57 53	201	H	Wisconsin	68 52
								73	H	Penn St.	61 45	298	H	Bryant	50 42
								74	A	St. John's (NY)	39 65				
								80	H	Chattanooga	53 66				
								99	H	Purdue	42 55				
LAST 12 Division I GAMES:															
99	H	Purdue	42 55	48	H	Iowa	59 71								
59	A	Minnesota	46 80	56	H	Michigan St.	62 58								
42	H	Indiana	52 63	199	A	Nebraska	58 62								
48	A	Iowa	57 71	185	A	Illinois	41 78								
58	H	Northwestern	37 55	201	H	Wisconsin	68 52								
20	A	Maryland	71 80	73	H	Penn St.	61 45								

Non-Div I Games:

Rutgers

■ Loss,
 ■ Non-Conf,
 ■ S Site,
 ■ H Home
 ■ A Away
 N Neutral

Average RPI Win:	250	WON-LOST	WINNING	LAST 10	STRENGTH OF	OPP. STRENGTH	TEAM	ADJ.	CONF.	ADJ CONF.
Average RPI Loss:	120	RECORD	PCT. RANK	GAMES	SCHEDULE	OF SCHEDULE	RPI	RPI	RPI	RPI
DIV. I ONLY	16- 4	22	8- 2	265	282	94	94	27	27	
DIV. I NON-CONF.	6- 2	63	0- 0	163	190	52	52	27	27	
TOTALS	RPI 1-25	RPI 26-50	W-L RECORDS	RPI 51-100	RPI 101-150	RPI 150+				
16- 4	0- 1	0- 0	OVERALL	1- 1	2- 1	13- 1				
7- 1	0- 0	0- 0	HOME	0- 0	1- 1	6- 0				
9- 3	0- 1	0- 0	AWAY	1- 1	1- 0	7- 1				
0- 0	0- 0	0- 0	NEUTRAL	0- 0	0- 0	0- 0				
6- 2	0- 1	0- 0	NON-CONFERENCE	1- 1	0- 0	5- 0				
2- 0	0- 0	0- 0	HOME	0- 0	0- 0	2- 0				
4- 2	0- 1	0- 0	AWAY	1- 1	0- 0	3- 0				
0- 0	0- 0	0- 0	NEUTRAL	0- 0	0- 0	0- 0				
10- 2	0- 0	0- 0	CONFERENCE	0- 0	2- 1	8- 1				
5- 1	0- 0	0- 0	HOME	0- 0	1- 1	4- 0				
5- 1	0- 0	0- 0	AWAY	0- 0	1- 0	4- 1				
0- 0	0- 0	0- 0	NEUTRAL	0- 0	0- 0	0- 0				

RPI 1-25				RPI 26-50				RPI 51-100 Team's RPI: 94				RPI 101+			
RPI	S	Opponent	Score	RPI	S	Opponent	Score	RPI	S	Opponent	Score	RPI	S	Opponent	Score
16	A	Texas A&M	48 63					63	A	South Dakota	74 80	111	H	Central Ark.	63 67
								98	A	UT Arlington	65 60	121	A	Abilene Christian	70 61
												136	H	Lamar University	74 66
												155	A	Louisiana Tech	60 58
												182	A	George Mason	77 76
												209	H	New Orleans	88 61
												266	A	McNeese	96 65
												289	A	Northwestern St.	72 76
												293	A	Nicholls St.	82 77
												293	H	Nicholls St.	80 55
												299	A	Coppin St.	72 57
												300	H	Prairie View	88 64
												301	H	A&M-Corpus Christi	64 56
												326	H	Montana	54 46
												333	A	Incarinate Word	94 75
												338	A	Sam Houston St.	83 65
												345	H	Houston Baptist	86 49
LAST 12 Division I GAMES:															
136	H	Lamar University	74 66	333	A	Incarinate Word	94 75								
293	A	Nicholls St.	82 77	293	H	Nicholls St.	80 55								
289	A	Northwestern St.	72 76	121	A	Abilene Christian	70 61								
338	A	Sam Houston St.	83 65	301	H	A&M-Corpus Christi	64 56								
209	H	New Orleans	88 61	266	A	McNeese	96 65								
111	H	Central Ark.	63 67	345	H	Houston Baptist	86 49								

Non-Div I Games: Okla. Panhandle 77 43 Tex. Permian Basin 89 70 LSU-Shreveport 93 56

SFA

Loss, Non-Conf, S Site, H Home A Away N Neutral

Average RPI Win:	267	WON-LOST	WINNING	LAST 10	STRENGTH OF	OPP. STRENGTH	TEAM	ADJ.	CONF.	ADJ CONF.
Average RPI Loss:	150	RECORD	PCT. RANK	GAMES	SCHEDULE	OF SCHEDULE	RPI	RPI	RPI	RPI
DIV. I ONLY	10- 16	238	6- 4	138	296	216	216	26	26	
DIV. I NON-CONF.	3- 9	275	0- 0	32	259	199	199	26	26	
TOTALS	RPI 1-25	RPI 26-50	W-L RECORDS	RPI 51-100	RPI 101-150	RPI 150+				
10- 16	0- 0	0- 2	OVERALL	0- 5	0- 2	10- 7				
7- 3	0- 0	0- 0	HOME	0- 1	0- 0	7- 2				
2- 10	0- 0	0- 2	AWAY	0- 2	0- 2	2- 4				
1- 3	0- 0	0- 0	NEUTRAL	0- 2	0- 0	1- 1				
3- 9	0- 0	0- 2	NON-CONFERENCE	0- 4	0- 2	3- 1				
2- 1	0- 0	0- 0	HOME	0- 1	0- 0	2- 0				
0- 5	0- 0	0- 2	AWAY	0- 1	0- 2	0- 0				
1- 3	0- 0	0- 0	NEUTRAL	0- 2	0- 0	1- 1				
7- 7	0- 0	0- 0	CONFERENCE	0- 1	0- 0	7- 6				
5- 2	0- 0	0- 0	HOME	0- 0	0- 0	5- 2				
2- 5	0- 0	0- 0	AWAY	0- 1	0- 0	2- 4				
0- 0	0- 0	0- 0	NEUTRAL	0- 0	0- 0	0- 0				

RPI	S	Opponent	Score	RPI	S	Opponent	Score	RPI	S	Opponent	Score	RPI	S	Opponent	Score	Team's RPI: 216
26	A	Missouri	60 72	63	N	South Dakota	68 75	105	A	Saint Louis	49 90					
36	A	South Dakota St.	49 82	75	A	Belmont	67 94	119	A	Stetson	68 78					
				79	A	Northern Ill.	78 97	165	H	Southern Ill.	60 59					
				83	H	Western Ill.	74 76	191	A	Morehead St.	66 69					
				97	N	Vanderbilt	63 73	221	N	Bethune-Cookman	78 83					
								232	H	Murray St.	77 84					
								247	A	UT Martin	70 68					
								247	H	UT Martin	72 82					
								251	H	Jacksonville St.	69 62					
								253	A	Austin Peay	62 85					
								253	H	Austin Peay	76 69					
								260	H	Tennessee Tech	60 49					
								268	H	Tennessee St.	73 52					
								270	A	Southeast Mo. St.	74 78					
								270	H	Southeast Mo. St.	70 69					
								302	A	Eastern Ky.	63 75					
								310	H	Illinois St.	92 80					
								312	A	Eastern Ill.	75 59					
								329	N	Utah Valley	71 64					
LAST 12 Division I GAMES:																
253	H	Austin Peay	76 69	268	H	Tennessee St.	73 52									
247	H	UT Martin	72 82	247	A	UT Martin	70 68									
270	A	Southeast Mo. St.	74 78	270	H	Southeast Mo. St.	70 69									
251	H	Jacksonville St.	69 62	232	H	Murray St.	77 84									
75	A	Belmont	67 94	253	A	Austin Peay	62 85									
312	A	Eastern Ill.	75 59	191	A	Morehead St.	66 69									

Non-Div I Games: Mo.-St. Louis 59 49

SIUE

Loss, Non-Conf, S Site, H Home A Away N Neutral

Average RPI Win:	171	WON-LOST	WINNING	LAST 10	STRENGTH OF	OPP. STRENGTH	TEAM	ADJ.	CONF.	ADJ CONF.
Average RPI Loss:	75	RECORD	PCT. RANK	GAMES	SCHEDULE	OF SCHEDULE	RPI	RPI	RPI	RPI
DIV. I ONLY	13- 12	163	3- 7	49	63	89	89	5	5	
DIV. I NON-CONF.	9- 4	85	0- 0	108	94	63	63	5	5	
TOTALS	RPI 1-25	RPI 26-50	W-L RECORDS	RPI 51-100	RPI 101-150	RPI 150+				
13- 12	1- 4	0- 2	OVERALL	0- 1	4- 4	8- 1				
9- 3	1- 1	0- 2	HOME	0- 0	3- 0	5- 0				
2- 8	0- 2	0- 0	AWAY	0- 1	1- 4	1- 1				
2- 1	0- 1	0- 0	NEUTRAL	0- 0	0- 0	2- 0				
9- 4	1- 1	0- 0	NON-CONFERENCE	0- 1	1- 2	7- 0				
6- 0	1- 0	0- 0	HOME	0- 0	0- 0	5- 0				
1- 3	0- 0	0- 0	AWAY	0- 1	1- 2	0- 0				
2- 1	0- 1	0- 0	NEUTRAL	0- 0	0- 0	2- 0				
4- 8	0- 3	0- 2	CONFERENCE	0- 0	3- 2	1- 1				
3- 3	0- 1	0- 2	HOME	0- 0	3- 0	0- 0				
1- 5	0- 2	0- 0	AWAY	0- 0	0- 2	1- 1				
0- 0	0- 0	0- 0	NEUTRAL	0- 0	0- 0	0- 0				

RPI	S	Opponent	Score	RPI	S	Opponent	Score	RPI	S	Opponent	Score	RPI	S	Opponent	Score
1	A	UConn	41 83	33	H	South Fla.	51 52	82	A	Colorado	50 67	113	H	UCF	63 58
1	H	UConn	48 88	40	H	Tulane	59 71					123	A	TCU	67 76
4	N	Mississippi St.	42 91									140	H	Memphis	53 44
16	H	Texas A&M	54 53									141	A	Cincinnati	65 67
23	A	Temple	52 66									141	H	Cincinnati	64 47
												147	A	Kansas	75 63
												148	A	New Mexico	49 64
												149	A	East Carolina	57 58
												154	A	Tulsa	59 66
												162	N	Boston College	72 64
												175	A	Houston	66 45
												176	H	Texas St.	64 56
												203	H	Texas Southern	61 36
												204	H	North Texas	65 51
												219	N	Grambling	56 36
												226	H	Seattle U	77 43
												300	H	Prairie View	61 54
LAST 12 Division I GAMES:															
23	A	Temple	52 66	175	A	Houston	66 45								
1	A	UConn	41 83	141	A	Cincinnati	65 67								
113	H	UCF	63 58	1	H	UConn	48 88								
140	H	Memphis	53 44	40	H	Tulane	59 71								
154	A	Tulsa	59 66	149	A	East Carolina	57 58								
33	H	South Fla.	51 52	141	H	Cincinnati	64 47								

Non-Div I Games:

SMU

■ Loss,
 ■ Non-Conf,
 ■ S Site,
 ■ Home
 ■ A Away
 N Neutral

Average RPI Win:	278	WON-LOST	WINNING	LAST 10	STRENGTH OF	OPP. STRENGTH	TEAM	ADJ.	CONF.	ADJ CONF.
Average RPI Loss:	159	RECORD	PCT. RANK	GAMES	SCHEDULE	OF SCHEDULE	RPI	RPI	RPI	RPI
DIV. I ONLY	7- 15	272	4- 6	238	260	283	283	19	19	
DIV. I NON-CONF.	3- 7	250	0- 0	241	274	299	299	18	18	
TOTALS	RPI 1-25	RPI 26-50	W-L RECORDS	RPI 51-100	RPI 101-150	RPI 150+				
7- 15	0- 0	0- 0	OVERALL	0- 3	0- 5	7- 7				
4- 6	0- 0	0- 0	HOME	0- 1	0- 3	4- 2				
3- 7	0- 0	0- 0	AWAY	0- 2	0- 2	3- 3				
0- 2	0- 0	0- 0	NEUTRAL	0- 0	0- 0	0- 2				
3- 7	0- 0	0- 0	NON-CONFERENCE	0- 2	0- 1	3- 4				
2- 3	0- 0	0- 0	HOME	0- 1	0- 1	2- 1				
1- 2	0- 0	0- 0	AWAY	0- 1	0- 0	1- 1				
0- 2	0- 0	0- 0	NEUTRAL	0- 0	0- 0	0- 2				
4- 8	0- 0	0- 0	CONFERENCE	0- 1	0- 4	4- 3				
2- 3	0- 0	0- 0	HOME	0- 0	0- 2	2- 1				
2- 5	0- 0	0- 0	AWAY	0- 1	0- 2	2- 2				
0- 0	0- 0	0- 0	NEUTRAL	0- 0	0- 0	0- 0				

RPI 1-25				RPI 26-50				RPI 51-100				RPI 101+				Team's RPI: 283	
RPI	S	Opponent	Score	RPI	S	Opponent	Score	RPI	S	Opponent	Score	RPI	S	Opponent	Score		
								57	H	Southern California	95	111	103	H	UC Davis	78	110
								68	A	California	73	97	114	A	Northern Colo.	88	95
								71	A	Montana St.	80	84	124	H	Eastern Wash.	65	72
													125	H	Idaho	58	72
													133	A	North Dakota	71	94
													156	A	San Francisco	80	91
													177	A	Idaho St.	60	79
													180	N	New Mexico St.	73	99
													189	H	Hofstra	97	85
													217	A	Weber St.	60	66
													256	A	Portland St.	77	68
													256	H	Portland St.	86	88
													258	H	Cal Poly	97	96
													286	H	Nevada	95	99
													288	H	Southern Utah	81	69
													304	H	Northern Ariz.	82	76
													313	N	Youngstown St.	94	102
													326	A	Montana	73	60
													327	A	UC Irvine	78	70
LAST 12 Division I GAMES:																	
				177	A	Idaho St.	60	79	71	A	Montana St.	80	84				
				217	A	Weber St.	60	66	304	H	Northern Ariz.	82	76				
				125	H	Idaho	58	72	288	H	Southern Utah	81	69				
				124	H	Eastern Wash.	65	72	256	H	Portland St.	86	88				
				256	A	Portland St.	77	68	133	A	North Dakota	71	94				
				326	A	Montana	73	60	114	A	Northern Colo.	88	95				

Non-Div I Games: Stanislaus St. 102 72

Sacramento St.

Sacred Heart

Through Games Of Feb. 15, 2017

Average RPI Win:	278	WON-LOST	WINNING	LAST 10	STRENGTH OF	OPP. STRENGTH	TEAM	ADJ.	CONF.	ADJ CONF.
Average RPI Loss:	186	RECORD	PCT. RANK	GAMES	SCHEDULE	OF SCHEDULE	RPI	RPI	RPI	RPI
DIV. I ONLY	14- 11	136	8- 2	256	329	195	195	31	31	
DIV. I NON-CONF.	3- 8	262	0- 0	62	219	182	182	32	32	
TOTALS	RPI 1-25	RPI 26-50	W-L RECORDS	RPI 51-100	RPI 101-150	RPI 150+				
14- 11	0- 0	0- 1	OVERALL	0- 3	0- 1	14- 6				
9- 3	0- 0	0- 1	HOME	0- 0	0- 1	9- 1				
5- 8	0- 0	0- 0	AWAY	0- 3	0- 0	5- 5				
0- 0	0- 0	0- 0	NEUTRAL	0- 0	0- 0	0- 0				
3- 8	0- 0	0- 1	NON-CONFERENCE	0- 3	0- 1	3- 3				
1- 3	0- 0	0- 1	HOME	0- 0	0- 1	1- 1				
2- 5	0- 0	0- 0	AWAY	0- 3	0- 0	2- 2				
0- 0	0- 0	0- 0	NEUTRAL	0- 0	0- 0	0- 0				
11- 3	0- 0	0- 0	CONFERENCE	0- 0	0- 0	11- 3				
8- 0	0- 0	0- 0	HOME	0- 0	0- 0	8- 0				
3- 3	0- 0	0- 0	AWAY	0- 0	0- 0	3- 3				
0- 0	0- 0	0- 0	NEUTRAL	0- 0	0- 0	0- 0				

RPI S	Opponent	Score	RPI S	Opponent	Score	RPI S	Opponent	Score	RPI S	Opponent	Score	Team's RPI: 195
27	H Harvard	60 68	77	A Iowa St.	56 76	145	H Brown	66 80				
			78	A Buffalo	55 76	172	A Fairfield	56 44				
			86	A New Hampshire	43 71	173	A Hartford	64 81				
						194	H Siena	62 58				
						197	A Binghamton	77 69				
						211	H Monmouth	54 65				
						213	H Robert Morris	69 59				
						257	H Saint Francis (PA)	73 63				
						294	A Lehigh	62 68				
						298	A Bryant	65 53				
						298	H Bryant	66 59				
						303	A Mt. St. Mary's	59 61				
						303	H Mt. St. Mary's	49 45				
						309	A Central Conn. St.	50 67				
						309	H Central Conn. St.	82 61				
						322	A St. Francis Brooklyn	81 74				
						322	H St. Francis Brooklyn	61 58				
						334	A Wagner	70 56				
						334	H Wagner	62 52				
						337	H LIU Brooklyn	66 48				
						340	A Fairleigh Dickinson	56 58				
LAST 12 Division I GAMES:												
322	H St. Francis Brooklyn	61 58	303	H Mt. St. Mary's	49 45							
309	H Central Conn. St.	82 61	334	H Wagner	62 52							
340	A Fairleigh Dickinson	56 58	322	A St. Francis Brooklyn	81 74							
298	H Bryant	66 59	298	A Bryant	65 53							
303	A Mt. St. Mary's	59 61	334	A Wagner	70 56							
337	H LIU Brooklyn	66 48	309	A Central Conn. St.	50 67							

Non-Div I Games:

Sacred Heart

■ Loss,
 ■ Non-Conf,
 ■ S Site,
 ■ H Home
 ■ A Away
 N Neutral

Average RPI Win:	295	WON-LOST	WINNING	LAST 10	STRENGTH OF	OPP. STRENGTH	TEAM	ADJ.	CONF.	ADJ CONF.
Average RPI Loss:	205	RECORD	PCT. RANK	GAMES	SCHEDULE	OF SCHEDULE	RPI	RPI	RPI	RPI
DIV. I ONLY	13- 12	163	7- 3	330	330	257	257	31	31	
DIV. I NON-CONF.	3- 8	262	0- 0	255	284	285	285	32	32	
TOTALS	RPI 1-25	RPI 26-50	W-L RECORDS	RPI 51-100	RPI 101-150	RPI 150+				
13- 12	0- 0	0- 2	OVERALL	0- 0	0- 2	13- 8				
5- 5	0- 0	0- 0	HOME	0- 0	0- 1	5- 4				
8- 5	0- 0	0- 2	AWAY	0- 0	0- 1	8- 2				
0- 2	0- 0	0- 0	NEUTRAL	0- 0	0- 0	0- 2				
3- 8	0- 0	0- 2	NON-CONFERENCE	0- 0	0- 2	3- 4				
1- 2	0- 0	0- 0	HOME	0- 0	0- 1	1- 1				
2- 4	0- 0	0- 2	AWAY	0- 0	0- 1	2- 1				
0- 2	0- 0	0- 0	NEUTRAL	0- 0	0- 0	0- 2				
10- 4	0- 0	0- 0	CONFERENCE	0- 0	0- 0	10- 4				
4- 3	0- 0	0- 0	HOME	0- 0	0- 0	4- 3				
6- 1	0- 0	0- 0	AWAY	0- 0	0- 0	6- 1				
0- 0	0- 0	0- 0	NEUTRAL	0- 0	0- 0	0- 0				

RPI 1-25				RPI 26-50				RPI 51-100				RPI 101+ Team's RPI: 257			
RPI	S	Opponent	Score	RPI	S	Opponent	Score	RPI	S	Opponent	Score	RPI	S	Opponent	Score
				33	A	South Fla.	80 129					128	A	William & Mary	60 73
				43	A	Marquette	91 104					129	H	Cornell	72 78
												178	H	Columbia	77 84
												195	A	Sacred Heart	63 73
												201	A	Wisconsin	103 100
												213	A	Robert Morris	70 55
												213	H	Robert Morris	68 70
												245	H	Canisius	95 74
												248	N	UMES	82 90
												278	A	Coastal Caro.	70 59
												298	H	Bryant	79 67
												303	A	Mt. St. Mary's	97 88
												303	H	Mt. St. Mary's	58 66
												309	H	Central Conn. St.	87 81
												313	A	Youngstown St.	68 69
												322	A	St. Francis Brooklyn	75 59
												322	H	St. Francis Brooklyn	79 62
												334	A	Wagner	67 46
												334	H	Wagner	71 87
												337	A	LIU Brooklyn	74 30
												337	H	LIU Brooklyn	66 52
												340	A	Fairleigh Dickinson	82 79
												347	N	Jackson St.	84 88
LAST 12 Division I GAMES:															
				334	H	Wagner	71 87					298	H	Bryant	79 67
				303	H	Mt. St. Mary's	58 66					309	H	Central Conn. St.	87 81
				322	A	St. Francis Brooklyn	75 59					213	A	Robert Morris	70 55
				337	A	LIU Brooklyn	74 30					303	A	Mt. St. Mary's	97 88
				213	H	Robert Morris	68 70					322	H	St. Francis Brooklyn	79 62
				334	A	Wagner	67 46					337	H	LIU Brooklyn	66 52

Non-Div I Games:

Saint Francis (PA)

■ Loss,
 ■ Non-Conf,
 ■ S Site,
 ■ Home
 ■ A Away
 N Neutral

Saint Joseph's

Through Games Of Feb. 15, 2017

Average RPI Win:	180	WON-LOST	WINNING	LAST 10	STRENGTH OF	OPP. STRENGTH	TEAM	ADJ.	CONF.	ADJ CONF.
Average RPI Loss:	93	RECORD	PCT. RANK	GAMES	SCHEDULE	OF SCHEDULE	RPI	RPI	RPI	RPI
DIV. I ONLY	13- 13	175	8- 2	46	142	100	100	12	12	
DIV. I NON-CONF.	3- 9	275	0- 0	16	141	159	159	12	12	
TOTALS	RPI 1-25	RPI 26-50	W-L RECORDS	RPI 51-100	RPI 101-150	RPI 150+				
13- 13	0- 1	0- 2	OVERALL	1- 6	6- 1	6- 3				
7- 5	0- 1	0- 1	HOME	0- 2	3- 0	4- 1				
6- 7	0- 0	0- 0	AWAY	1- 1	3- 1	2- 0				
0- 1	0- 0	0- 0	NEUTRAL	0- 1	0- 0	0- 0				
3- 9	0- 1	0- 2	NON-CONFERENCE	1- 4	1- 0	1- 2				
1- 5	0- 1	0- 1	HOME	0- 2	0- 0	1- 1				
2- 3	0- 0	0- 1	AWAY	1- 1	1- 0	0- 1				
0- 1	0- 0	0- 0	NEUTRAL	0- 1	0- 0	0- 0				
10- 4	0- 0	0- 0	CONFERENCE	0- 2	5- 1	5- 1				
6- 0	0- 0	0- 0	HOME	0- 0	3- 0	3- 0				
4- 4	0- 0	0- 0	AWAY	0- 2	2- 1	2- 1				
0- 0	0- 0	0- 0	NEUTRAL	0- 0	0- 0	0- 0				

RPI 1-25				RPI 26-50				RPI 51-100 Team's RPI: 100				RPI 101+			
RPI	S	Opponent	Score	RPI	S	Opponent	Score	RPI	S	Opponent	Score	RPI	S	Opponent	Score
23	H	Temple	70 86	39	H	James Madison	72 85	51	A	George Washington	44 53	105	A	Saint Louis	66 63
				47	A	Central Mich.	71 73	53	H	Villanova	54 62	117	H	Duquesne	60 58
								54	A	Dayton	59 64	127	A	Fordham	39 44
								66	A	Drexel	49 60	127	H	Fordham	47 44
								72	H	Bucknell	61 64	142	A	VCU	80 70
								91	A	Penn	57 53	142	H	VCU	64 58
								93	N	BYU	56 71	148	A	New Mexico	79 67
												159	A	Iona	57 58
												164	A	La Salle	75 55
												164	H	La Salle	67 58
												189	H	Hofstra	64 75
												227	H	St. Bonaventure	70 53
												230	A	Richmond	52 70
												291	H	Massachusetts	81 50
												308	A	Rhode Island	75 49
												317	H	NJIT	75 36
LAST 12 Division I GAMES:															
142	A	VCU	80 70	308	A	Rhode Island	75 49								
164	H	La Salle	67 58	54	A	Dayton	59 64								
127	A	Fordham	39 44	127	H	Fordham	47 44								
105	A	Saint Louis	66 63	164	A	La Salle	75 55								
117	H	Duquesne	60 58	142	H	VCU	64 58								
227	H	St. Bonaventure	70 53	291	H	Massachusetts	81 50								

Non-Div I Games:

Saint Joseph's

■ Loss,
 ■ Non-Conf,
 ■ S Site,
 ■ Home
 ■ A Away
 N Neutral

Average RPI Win:	211	WON-LOST	WINNING	LAST 10	STRENGTH OF	OPP. STRENGTH	TEAM	ADJ.	CONF.	ADJ CONF.
Average RPI Loss:	112	RECORD	PCT. RANK	GAMES	SCHEDULE	OF SCHEDULE	RPI	RPI	RPI	RPI
DIV. I ONLY	21- 6	32	7- 3	296	109	105	105	12	12	
DIV. I NON-CONF.	10- 3	54	0- 0	330	133	142	142	12	12	
TOTALS	RPI 1-25	RPI 26-50	W-L RECORDS	RPI 51-100	RPI 101-150	RPI 150+				
21- 6	0- 0	1- 1	OVERALL	2- 2	3- 1	15- 2				
10- 3	0- 0	1- 0	HOME	2- 2	2- 0	5- 1				
11- 3	0- 0	0- 1	AWAY	0- 0	1- 1	10- 1				
0- 0	0- 0	0- 0	NEUTRAL	0- 0	0- 0	0- 0				
10- 3	0- 0	1- 1	NON-CONFERENCE	1- 0	0- 0	8- 2				
5- 1	0- 0	1- 0	HOME	1- 0	0- 0	3- 1				
5- 2	0- 0	0- 1	AWAY	0- 0	0- 0	5- 1				
0- 0	0- 0	0- 0	NEUTRAL	0- 0	0- 0	0- 0				
11- 3	0- 0	0- 0	CONFERENCE	1- 2	3- 1	7- 0				
5- 2	0- 0	0- 0	HOME	1- 2	2- 0	2- 0				
6- 1	0- 0	0- 0	AWAY	0- 0	1- 1	5- 0				
0- 0	0- 0	0- 0	NEUTRAL	0- 0	0- 0	0- 0				

RPI 1-25			RPI 26-50			RPI 51-100			RPI 101+			Team's RPI: 105			
RPI	S	Opponent	Score	RPI	S	Opponent	Score	RPI	S	Opponent	Score	RPI	S	Opponent	Score
26	H	Missouri	72 61	51	H	George Washington	67 59	117	A	Duquesne	65 94				
44	A	Little Rock	43 56	54	H	Dayton	67 78	127	H	Fordham	82 58				
				88	H	Washington St.	73 70	142	A	VCU	62 48				
				100	H	Saint Joseph's	63 66	142	H	VCU	77 72				
								154	A	Tulsa	64 70				
								164	A	La Salle	79 74				
								182	H	George Mason	89 50				
								205	H	Indiana St.	67 70				
								212	A	Loyola Marymount	90 76				
								214	A	Bradley	68 58				
								216	H	SIUE	90 49				
								227	A	St. Bonaventure	74 58				
								227	H	St. Bonaventure	64 49				
								270	A	Southeast Mo. St.	89 50				
								273	A	Davidson	106 69				
								291	A	Massachusetts	81 60				
								296	A	Lipscomb	83 38				
								302	H	Eastern Ky.	78 51				
								308	A	Rhode Island	68 50				
								327	A	UC Irvine	79 69				
								339	H	Morgan St.	71 43				
LAST 12 Division I GAMES:															
164	A	La Salle	79 74	51	H	George Washington	67 59								
227	A	St. Bonaventure	74 58	308	A	Rhode Island	68 50								
142	H	VCU	77 72	117	A	Duquesne	65 94								
100	H	Saint Joseph's	63 66	54	H	Dayton	67 78								
291	A	Massachusetts	81 60	227	H	St. Bonaventure	64 49								
127	H	Fordham	82 58	142	A	VCU	62 48								

Non-Div I Games:

Saint Louis

Saint Peter's

Through Games Of Feb. 15, 2017

Average RPI Win:	269	WON-LOST	WINNING	LAST 10	STRENGTH OF	OPP. STRENGTH	TEAM	ADJ.	CONF.	ADJ CONF.
Average RPI Loss:	165	RECORD	PCT. RANK	GAMES	SCHEDULE	OF SCHEDULE	RPI	RPI	RPI	RPI
DIV. I ONLY	3- 22	338	0- 10	147	250	316	316	18	18	
DIV. I NON-CONF.	1- 8	314	0- 0	100	249	298	298	17	17	
TOTALS	RPI 1-25	RPI 26-50	W-L RECORDS	RPI 51-100	RPI 101-150	RPI 150+				
3- 22	0- 2	0- 2	OVERALL	0- 1	0- 4	3- 13				
2- 8	0- 0	0- 1	HOME	0- 0	0- 1	2- 6				
1- 11	0- 0	0- 0	AWAY	0- 0	0- 0	1- 1				
0- 3	0- 0	0- 0	NEUTRAL	0- 0	0- 1	0- 2				
1- 8	0- 2	0- 0	NON-CONFERENCE	0- 1	0- 2	1- 3				
1- 0	0- 0	0- 0	HOME	0- 0	0- 0	1- 0				
0- 5	0- 2	0- 0	AWAY	0- 1	0- 1	0- 1				
0- 3	0- 0	0- 0	NEUTRAL	0- 0	0- 1	0- 2				
2- 14	0- 0	0- 2	CONFERENCE	0- 0	0- 2	2- 10				
1- 8	0- 0	0- 1	HOME	0- 0	0- 1	1- 6				
1- 6	0- 0	0- 1	AWAY	0- 0	0- 1	1- 4				
0- 0	0- 0	0- 0	NEUTRAL	0- 0	0- 0	0- 0				

RPI 1-25				RPI 26-50				RPI 51-100				RPI 101+ Team's RPI: 316			
RPI	S	Opponent	Score	RPI	S	Opponent	Score	RPI	S	Opponent	Score	RPI	S	Opponent	Score
3	A	South Carolina	38 93	45	A	Quinnipiac	47 82	73	A	Penn St.	50 106	118	A	Rider	46 47
20	A	Maryland	49 101	45	H	Quinnipiac	51 84					118	H	Rider	43 56
												132	N	Maine	43 59
												145	A	Brown	71 80
												159	H	Iona	58 66
												170	N	Hampton	42 71
												172	A	Fairfield	38 50
												172	H	Fairfield	39 56
												194	A	Siena	55 80
												211	A	Monmouth	59 76
												211	H	Monmouth	42 58
												224	H	Niagara	78 66
												243	A	Marist	73 69
												243	H	Marist	58 66
												245	H	Canisius	54 59
												271	N	Bowling Green	68 73
												282	A	Manhattan	44 57
												282	H	Manhattan	65 69
												322	A	St. Francis Brooklyn	52 58
												340	H	Fairleigh Dickinson	65 43
LAST 12 Division I GAMES:															
172	H	Fairfield	39 56	282	H	Manhattan	65 69								
211	H	Monmouth	42 58	118	H	Rider	43 56								
172	A	Fairfield	38 50	194	A	Siena	55 80								
243	H	Marist	58 66	245	H	Canisius	54 59								
282	A	Manhattan	44 57	211	A	Monmouth	59 76								
118	A	Rider	46 47	159	H	Iona	58 66								

Non-Div I Games:

Saint Peter's

■ Loss,
 ■ Non-Conf,
 ■ S Site,
 ■ Home
 ■ A Away
 N Neutral

Sam Houston St.

Through Games Of Feb. 15, 2017

Average RPI Win:	338	WON-LOST	WINNING	LAST 10	STRENGTH OF	OPP. STRENGTH	TEAM	ADJ.	CONF.	ADJ CONF.
Average RPI Loss:	201	RECORD	PCT. RANK	GAMES	SCHEDULE	OF SCHEDULE	RPI	RPI	RPI	RPI
DIV. I ONLY	2- 20	340	2- 8	236	321	338	338	27	27	
DIV. I NON-CONF.	0- 9	335	0- 0	164	318	336	336	27	27	
TOTALS	RPI 1-25	RPI 26-50	W-L RECORDS	RPI 51-100	RPI 101-150	RPI 150+				
2- 20	0- 0	0- 1	OVERALL	0- 1	0- 6	2- 12				
2- 5	0- 0	0- 0	HOME	0- 1	0- 1	2- 3				
0- 14	0- 0	0- 1	AWAY	0- 0	0- 3	0- 7				
0- 1	0- 0	0- 0	NEUTRAL	0- 0	0- 0	0- 1				
0- 9	0- 0	0- 1	NON-CONFERENCE	0- 0	0- 2	0- 6				
0- 1	0- 0	0- 0	HOME	0- 0	0- 0	0- 1				
0- 7	0- 0	0- 1	AWAY	0- 0	0- 2	0- 4				
0- 1	0- 0	0- 0	NEUTRAL	0- 0	0- 0	0- 1				
2- 11	0- 0	0- 0	CONFERENCE	0- 1	0- 4	2- 6				
2- 4	0- 0	0- 0	HOME	0- 1	0- 1	2- 2				
0- 7	0- 0	0- 0	AWAY	0- 0	0- 3	0- 4				
0- 0	0- 0	0- 0	NEUTRAL	0- 0	0- 0	0- 0				

RPI S	Opponent	Score	RPI S	Opponent	Score	RPI S	Opponent	Score	RPI S	Opponent	Score
			30 A	LSU	41 89	94 H	SFA	65 83			
									111 A	Central Ark.	48 75
									121 A	Abilene Christian	56 78
									123 A	TCU	37 81
									134 A	Arkansas	39 71
									136 A	Lamar University	51 84
									136 H	Lamar University	44 70
									176 A	Texas St.	46 69
									188 A	Rice	51 77
									209 A	New Orleans	49 78
									250 N	Marshall	50 73
									262 A	UTRGV	50 78
									262 H	UTRGV	45 69
									266 A	McNeese	56 79
									289 A	Northwestern St.	51 78
									293 H	Nicholls St.	59 66
									300 A	Prairie View	65 75
									301 H	A&M-Corpus Christi	37 63
									330 H	Southeastern La.	68 61
									345 A	Houston Baptist	51 61
									345 H	Houston Baptist	78 63
LAST 12 Division I GAMES:											
			111 A	Central Ark.	48 75		301 H	A&M-Corpus Christi	37 63		
			345 H	Houston Baptist	78 63		136 H	Lamar University	44 70		
			136 A	Lamar University	51 84		289 A	Northwestern St.	51 78		
			121 A	Abilene Christian	56 78		209 A	New Orleans	49 78		
			94 H	SFA	65 83		293 H	Nicholls St.	59 66		
			330 H	Southeastern La.	68 61		266 A	McNeese	56 79		

Non-Div I Games: Wiley

51 57

Sam Houston St.

Loss, Non-Conf, S Site, H Home A Away N Neutral

Average RPI Win: 227	WON-LOST	WINNING	LAST 10	STRENGTH OF	OPP. STRENGTH	TEAM	ADJ.	CONF.	ADJ CONF.
Average RPI Loss: 138	RECORD	PCT. RANK	GAMES	SCHEDULE	OF SCHEDULE	RPI	RPI	RPI	RPI
DIV. I ONLY	9- 16	245	3- 6	187	153	240	240	17	17
DIV. I NON-CONF.	6- 8	203	0- 0	176	107	198	198	20	20
TOTALS	RPI 1-25	RPI 26-50	W-L RECORDS	RPI 51-100	RPI 101-150	RPI 150+			
9- 16	0- 1	0- 2	OVERALL	1- 4	1- 1	7- 8			
7- 5	0- 0	0- 0	HOME	0- 2	1- 0	6- 3			
2- 9	0- 1	0- 2	AWAY	1- 2	0- 1	1- 3			
0- 2	0- 0	0- 0	NEUTRAL	0- 0	0- 0	0- 2			
6- 8	0- 1	0- 2	NON-CONFERENCE	1- 2	1- 0	4- 3			
5- 1	0- 0	0- 0	HOME	0- 1	1- 0	4- 0			
1- 5	0- 1	0- 2	AWAY	1- 1	0- 0	0- 1			
0- 2	0- 0	0- 0	NEUTRAL	0- 0	0- 0	0- 2			
3- 8	0- 0	0- 0	CONFERENCE	0- 2	0- 1	3- 5			
2- 4	0- 0	0- 0	HOME	0- 1	0- 0	2- 3			
1- 4	0- 0	0- 0	AWAY	0- 1	0- 1	1- 2			
0- 0	0- 0	0- 0	NEUTRAL	0- 0	0- 0	0- 0			

RPI 1-25				RPI 26-50				RPI 51-100				RPI 101+ Team's RPI: 240			
RPI	S	Opponent	Score	RPI	S	Opponent	Score	RPI	S	Opponent	Score	RPI	S	Opponent	Score
15	A	Kentucky	57 80	27	A	Harvard	52 57	70	A	Wake Forest	40 51	101	A	Mercer	49 59
				46	A	Georgia Tech	57 62	75	H	Belmont	54 73	140	H	Memphis	48 42
								80	A	Chattanooga	45 51	170	N	Hampton	57 63
								80	H	Chattanooga	61 77	174	N	UC Riverside	48 51
								95	A	Georgia	65 59	183	H	UAB	52 49
												187	A	ETSU	56 61
												187	H	ETSU	57 69
												220	H	Alabama St.	63 49
												223	A	UNCG	40 64
												223	H	UNCG	47 55
												239	H	Wofford	57 54
												241	H	Furman	50 54
												247	H	UT Martin	69 62
												287	A	Western Caro.	49 42
												287	H	Western Caro.	51 50
												308	A	Rhode Island	63 78
												349	H	Alabama A&M	61 37
LAST 12 Division I GAMES:															
287	H	Western Caro.	51 50	239	H	Wofford	57 54								
223	H	UNCG	47 55	223	A	UNCG	40 64								
80	A	Chattanooga	45 51	287	A	Western Caro.	49 42								
187	A	ETSU	56 61	187	H	ETSU	57 69								
101	A	Mercer	49 59	80	H	Chattanooga	61 77								
241	H	Furman	50 54	170	N	Hampton	57 63								

Non-Div I Games: AUM 72 50

Samford

■ Loss,
 ■ Non-Conf,
 ■ S Site,
 ■ Home
 ■ A Away
 N Neutral

Average RPI Win:	227	WON-LOST	WINNING	LAST 10	STRENGTH OF	OPP. STRENGTH	TEAM	ADJ.	CONF.	ADJ CONF.
Average RPI Loss:	158	RECORD	PCT. RANK	GAMES	SCHEDULE	OF SCHEDULE	RPI	RPI	RPI	RPI
DIV. I ONLY	11- 13	198	4- 6	254	184	234	234	14	14	
DIV. I NON-CONF.	6- 4	127	0- 0	237	277	176	176	13	13	
TOTALS	RPI 1-25	RPI 26-50	W-L RECORDS	RPI 51-100	RPI 101-150	RPI 150+				
11- 13	0- 0	0- 0	OVERALL	0- 3	1- 4	10- 6				
9- 4	0- 0	0- 0	HOME	0- 1	1- 1	8- 2				
2- 9	0- 0	0- 0	AWAY	0- 0	0- 0	2- 1				
0- 0	0- 0	0- 0	NEUTRAL	0- 0	0- 0	0- 0				
6- 4	0- 0	0- 0	NON-CONFERENCE	0- 1	0- 3	6- 0				
5- 1	0- 0	0- 0	HOME	0- 0	0- 1	5- 0				
1- 3	0- 0	0- 0	AWAY	0- 1	0- 2	1- 0				
0- 0	0- 0	0- 0	NEUTRAL	0- 0	0- 0	0- 0				
5- 9	0- 0	0- 0	CONFERENCE	0- 2	1- 1	4- 6				
4- 3	0- 0	0- 0	HOME	0- 1	1- 0	3- 2				
1- 6	0- 0	0- 0	AWAY	0- 1	0- 1	1- 4				
0- 0	0- 0	0- 0	NEUTRAL	0- 0	0- 0	0- 0				

RPI S	Opponent	Score	RPI S	Opponent	Score	RPI S	Opponent	Score	RPI S	Opponent	Score	Team's RPI: 234
						64	H Gonzaga	55 57	114	A Northern Colo.	51 54	
						88	A Washington St.	73 83	116	A Arizona	59 76	
						93	A BYU	63 81	122	A St. Mary's (CA)	65 77	
									122	H St. Mary's (CA)	73 71	
									133	H North Dakota	61 65	
									152	A Santa Clara	57 56	
									156	A San Francisco	72 81	
									156	H San Francisco	67 82	
									166	A CSUN	76 67	
									212	A Loyola Marymount	55 63	
									212	H Loyola Marymount	61 58	
									218	A Pacific	64 84	
									218	H Pacific	73 71	
									226	H Seattle U	67 44	
									242	H UC Santa Barbara	77 63	
									267	H San Diego St.	91 53	
									269	H Portland	57 40	
									286	H Nevada	70 54	
									290	A Pepperdine	40 57	
									290	H Pepperdine	42 55	
									341	H Cal St. Fullerton	103 50	
LAST 12 Division I GAMES:												
290	A	Pepperdine	40	57	156	A	San Francisco	72	81			
218	H	Pacific	73	71	212	H	Loyola Marymount	61	58			
122	A	St. Mary's (CA)	65	77	93	A	BYU	63	81			
212	A	Loyola Marymount	55	63	152	A	Santa Clara	57	56			
269	H	Portland	57	40	290	H	Pepperdine	42	55			
64	H	Gonzaga	55	57	218	A	Pacific	64	84			

Non-Div I Games:

San Diego

■ Loss,
 ■ Non-Conf,
 ■ S Site,
 ■ H Home
 ■ A Away
 N Neutral

Average RPI Win:	220	WON-LOST	WINNING	LAST 10	STRENGTH OF	OPP. STRENGTH	TEAM	ADJ.	CONF.	ADJ CONF.
Average RPI Loss:	166	RECORD	PCT. RANK	GAMES	SCHEDULE	OF SCHEDULE	RPI	RPI	RPI	RPI
DIV. I ONLY	7- 15	272	2- 8	177	233	267	267	13	13	
DIV. I NON-CONF.	3- 6	230	0- 0	162	332	234	234	15	15	
TOTALS	RPI 1-25	RPI 26-50	W-L RECORDS	RPI 51-100	RPI 101-150	RPI 150+				
7- 15	0- 0	0- 1	OVERALL	2- 2	0- 3	5- 9				
5- 5	0- 0	0- 1	HOME	2- 0	0- 0	3- 4				
1- 9	0- 0	0- 0	AWAY	0- 1	0- 3	1- 5				
1- 1	0- 0	0- 0	NEUTRAL	0- 1	0- 0	1- 0				
3- 6	0- 0	0- 1	NON-CONFERENCE	0- 1	0- 1	3- 3				
1- 2	0- 0	0- 1	HOME	0- 0	0- 0	1- 1				
1- 3	0- 0	0- 0	AWAY	0- 0	0- 1	1- 2				
1- 1	0- 0	0- 0	NEUTRAL	0- 1	0- 0	1- 0				
4- 9	0- 0	0- 0	CONFERENCE	2- 1	0- 2	2- 6				
4- 3	0- 0	0- 0	HOME	2- 0	0- 0	2- 3				
0- 6	0- 0	0- 0	AWAY	0- 1	0- 2	0- 3				
0- 0	0- 0	0- 0	NEUTRAL	0- 0	0- 0	0- 0				

RPI S	Opponent	Score	RPI S	Opponent	Score	RPI S	Opponent	Score	RPI S	Opponent	Score	Team's RPI: 267
29	H Michigan	57 92	52	A Colorado St.	43 60	102	A Wyoming	67 80				
			84	H UNLV	87 68	103	A UC Davis	55 75				
			87	H Boise St.	84 77	148	A New Mexico	42 85				
			98	N UT Arlington	58 64	167	H Fresno St.	51 59				
						174	A UC Riverside	44 72				
						190	A Utah St.	47 53				
						190	H Utah St.	66 59				
						192	A San Jose St.	80 81				
						192	H San Jose St.	90 99				
						212	H Loyola Marymount	53 60				
						234	A San Diego	53 91				
						242	H UC Santa Barbara	84 70				
						286	A Nevada	65 88				
						286	H Nevada	83 78				
						309	N Central Conn. St.	80 62				
						314	H Air Force	59 62				
						341	A Cal St. Fullerton	71 61				
LAST 12 Division I GAMES:												
190	H Utah St.	66 59	314	H Air Force	59 62							
286	A Nevada	65 88	84	H UNLV	87 68							
192	H San Jose St.	90 99	190	A Utah St.	47 53							
167	H Fresno St.	51 59	192	A San Jose St.	80 81							
102	A Wyoming	67 80	87	H Boise St.	84 77							
52	A Colorado St.	43 60	286	H Nevada	83 78							

Non-Div I Games: Biola 63 48 San Diego Christian80 70

San Diego St.

Average RPI Win:	213	WON-LOST	WINNING	LAST 10	STRENGTH OF	OPP. STRENGTH	TEAM	ADJ.	CONF.	ADJ CONF.
Average RPI Loss:	135	RECORD	PCT. RANK	GAMES	SCHEDULE	OF SCHEDULE	RPI	RPI	RPI	RPI
DIV. I ONLY	13- 12	163	5- 5	201	141	156	156	14	14	
DIV. I NON-CONF.	6- 5	148	0- 0	191	186	156	156	13	13	
TOTALS	RPI 1-25	RPI 26-50	W-L RECORDS	RPI 51-100	RPI 101-150	RPI 150+				
13- 12	0- 0	0- 0	OVERALL	1- 4	1- 4	11- 4				
8- 2	0- 0	0- 0	HOME	1- 0	1- 2	6- 0				
4- 10	0- 0	0- 0	AWAY	0- 4	0- 2	4- 4				
1- 0	0- 0	0- 0	NEUTRAL	0- 0	0- 0	1- 0				
6- 5	0- 0	0- 0	NON-CONFERENCE	0- 2	1- 2	5- 1				
4- 1	0- 0	0- 0	HOME	0- 0	1- 1	3- 0				
1- 4	0- 0	0- 0	AWAY	0- 2	0- 1	1- 1				
1- 0	0- 0	0- 0	NEUTRAL	0- 0	0- 0	1- 0				
7- 7	0- 0	0- 0	CONFERENCE	1- 2	0- 2	6- 3				
4- 1	0- 0	0- 0	HOME	1- 0	0- 1	3- 0				
3- 6	0- 0	0- 0	AWAY	0- 2	0- 1	3- 3				
0- 0	0- 0	0- 0	NEUTRAL	0- 0	0- 0	0- 0				

RPI S	Opponent	Score	RPI S	Opponent	Score	RPI S	Opponent	Score	RPI S	Opponent	Score	Team's RPI: 156
						64	A Gonzaga	46 61	103	H UC Davis	58 78	
						68	A California	52 75	107	H Long Beach St.	73 71	
						88	A Washington St.	35 73	122	A St. Mary's (CA)	72 75	
						93	A BYU	61 73	122	H St. Mary's (CA)	62 64	
						93	H BYU	70 63	133	A North Dakota	63 71	
									152	A Santa Clara	61 74	
									152	H Santa Clara	77 68	
									167	A Fresno St.	48 61	
									192	H San Jose St.	79 71	
									212	A Loyola Marymount	79 72	
									218	A Pacific	60 63	
									218	H Pacific	67 64	
									226	H Seattle U	73 59	
									234	A San Diego	82 67	
									234	H San Diego	81 72	
									258	A Cal Poly	73 67	
									269	A Portland	75 56	
									283	H Sacramento St.	91 80	
									287	N Western Caro.	73 52	
									290	A Pepperdine	59 81	
LAST 12 Division I GAMES:												
			93	A	BYU	61	73	234	H	San Diego	81	72
			152	A	Santa Clara	61	74	269	A	Portland	75	56
			212	A	Loyola Marymount	79	72	218	A	Pacific	60	63
			290	A	Pepperdine	59	81	93	H	BYU	70	63
			218	H	Pacific	67	64	122	A	St. Mary's (CA)	72	75
			122	H	St. Mary's (CA)	62	64	64	A	Gonzaga	46	61

Non-Div I Games:

San Francisco

Average RPI Win:	225	WON-LOST	WINNING	LAST 10	STRENGTH OF	OPP. STRENGTH	TEAM	ADJ.	CONF.	ADJ CONF.
Average RPI Loss:	106	RECORD	PCT. RANK	GAMES	SCHEDULE	OF SCHEDULE	RPI	RPI	RPI	RPI
DIV. I ONLY	8- 16	259	5- 5	85	108	192	192	13	13	
DIV. I NON-CONF.	2- 9	293	0- 0	92	43	227	227	15	15	
TOTALS	RPI 1-25	RPI 26-50	W-L RECORDS	RPI 51-100	RPI 101-150	RPI 150+				
8- 16	0- 2	0- 1	OVERALL	1- 5	0- 3	7- 5				
5- 5	0- 0	0- 0	HOME	0- 2	0- 2	5- 1				
3- 9	0- 1	0- 0	AWAY	1- 3	0- 1	2- 3				
0- 2	0- 1	0- 1	NEUTRAL	0- 0	0- 0	0- 0				
2- 9	0- 2	0- 1	NON-CONFERENCE	0- 1	0- 1	2- 4				
1- 2	0- 0	0- 0	HOME	0- 0	0- 1	1- 1				
1- 5	0- 1	0- 0	AWAY	0- 1	0- 0	1- 3				
0- 2	0- 1	0- 1	NEUTRAL	0- 0	0- 0	0- 0				
6- 7	0- 0	0- 0	CONFERENCE	1- 4	0- 2	5- 1				
4- 3	0- 0	0- 0	HOME	0- 2	0- 1	4- 0				
2- 4	0- 0	0- 0	AWAY	1- 2	0- 1	1- 1				
0- 0	0- 0	0- 0	NEUTRAL	0- 0	0- 0	0- 0				

RPI 1-25				RPI 26-50				RPI 51-100				RPI 101+ Team's RPI: 192			
RPI	S	Opponent	Score	RPI	S	Opponent	Score	RPI	S	Opponent	Score	RPI	S	Opponent	Score
4	N	Mississippi St.	51 88	35	N	Oregon	62 91	52	A	Colorado St.	67 70	102	A	Wyoming	60 89
24	A	Arizona St.	37 82					52	H	Colorado St.	56 68	122	H	St. Mary's (CA)	64 85
								63	A	South Dakota	69 84	148	H	New Mexico	72 82
								84	A	UNLV	76 65	152	H	Santa Clara	75 64
								84	H	UNLV	55 63	156	A	San Francisco	71 79
								87	A	Boise St.	64 86	167	A	Fresno St.	74 88
												167	H	Fresno St.	77 68
												180	A	New Mexico St.	55 66
												199	A	Nebraska	61 83
												218	H	Pacific	96 99
												263	A	Hawaii	77 61
												267	A	San Diego St.	99 90
												267	H	San Diego St.	81 80
												286	H	Nevada	107 84
												314	H	Air Force	86 74
LAST 12 Division I GAMES:															
167	H	Fresno St.	77 68	87	A	Boise St.	64 86								
84	H	UNLV	55 63	102	A	Wyoming	60 89								
267	A	San Diego St.	99 90	314	H	Air Force	86 74								
148	H	New Mexico	72 82	267	H	San Diego St.	81 80								
84	A	UNLV	76 65	167	A	Fresno St.	74 88								
52	H	Colorado St.	56 68	52	A	Colorado St.	67 70								

Non-Div I Games: Stanislaus St. 90 85

San Jose St.

Santa Clara

Through Games Of Feb. 15, 2017

Average RPI Win:	195	WON-LOST	WINNING	LAST 10	STRENGTH OF	OPP. STRENGTH	TEAM	ADJ.	CONF.	ADJ CONF.
Average RPI Loss:	111	RECORD	PCT. RANK	GAMES	SCHEDULE	OF SCHEDULE	RPI	RPI	RPI	RPI
DIV. I ONLY	11- 13	198	3- 3	74	160	152	152	14	14	
DIV. I NON-CONF.	4- 6	209	0- 1	15	180	96	96	13	13	
TOTALS	RPI 1-25	RPI 26-50	W-L RECORDS	RPI 51-100	RPI 101-150	RPI 150+				
11- 13	0- 0	1- 1	OVERALL	1- 7	0- 1	9- 4				
7- 3	0- 0	0- 0	HOME	1- 2	0- 0	6- 1				
2- 7	0- 0	0- 0	AWAY	0- 0	0- 0	2- 0				
2- 3	0- 0	1- 1	NEUTRAL	0- 2	0- 0	1- 0				
4- 6	0- 0	1- 1	NON-CONFERENCE	0- 4	0- 0	3- 1				
1- 1	0- 0	0- 0	HOME	0- 1	0- 0	1- 0				
1- 2	0- 0	0- 0	AWAY	0- 1	0- 0	1- 1				
2- 3	0- 0	1- 1	NEUTRAL	0- 2	0- 0	1- 0				
7- 7	0- 0	0- 0	CONFERENCE	1- 3	0- 1	6- 3				
6- 2	0- 0	0- 0	HOME	1- 1	0- 0	5- 1				
1- 5	0- 0	0- 0	AWAY	0- 2	0- 1	1- 2				
0- 0	0- 0	0- 0	NEUTRAL	0- 0	0- 0	0- 0				

RPI 1-25			RPI 26-50			RPI 51-100			RPI 101+			Team's RPI: 152			
RPI	S	Opponent	Score	RPI	S	Opponent	Score	RPI	S	Opponent	Score	RPI	S	Opponent	Score
				33	N	South Fla.	54 63	58	H	Northwestern	75 87	122	A	St. Mary's (CA)	53 55
				43	N	Marquette	65 62	64	A	Gonzaga	39 51	156	A	San Francisco	68 77
								64	H	Gonzaga	49 50	156	H	San Francisco	74 61
								68	A	California	58 73	177	H	Idaho St.	82 78
								71	N	Montana St.	50 77	180	N	New Mexico St.	60 46
								75	N	Oklahoma St.	53 67	192	A	San Jose St.	64 75
								93	A	BYU	66 72	212	A	Loyola Marymount	50 61
								93	H	BYU	64 63	212	H	Loyola Marymount	71 64
												218	H	Pacific	68 51
												234	H	San Diego	56 57
												242	A	UC Santa Barbara	69 58
												269	A	Portland	56 44
												269	H	Portland	68 56
												290	H	Pepperdine	61 40
LAST 12 Division I GAMES:															
				33	N	South Fla.	54 63	93	A	BYU	66 72				
				218	H	Pacific	68 51	212	A	Loyola Marymount	50 61				
				156	H	San Francisco	74 61	64	A	Gonzaga	39 51				
				64	H	Gonzaga	49 50	290	H	Pepperdine	61 40				
				269	H	Portland	68 56	234	H	San Diego	56 57				
				122	A	St. Mary's (CA)	53 55	212	H	Loyola Marymount	71 64				

Non-Div I Games: UC Santa Cruz 85 39

Santa Clara

Loss, Non-Conf, S Site, H Home A Away N Neutral

Average RPI Win:	284	WON-LOST	WINNING	LAST 10	STRENGTH OF	OPP. STRENGTH	TEAM	ADJ.	CONF.	ADJ CONF.
Average RPI Loss:	155	RECORD	PCT. RANK	GAMES	SCHEDULE	OF SCHEDULE	RPI	RPI	RPI	RPI
DIV. I ONLY	8- 14	244	7- 2	202	294	261	261	32	32	
DIV. I NON-CONF.	1- 10	325	0- 0	75	53	280	280	31	31	
TOTALS	RPI 1-25	RPI 26-50	W-L RECORDS	RPI 51-100	RPI 101-150	RPI 150+				
8- 14	0- 2	0- 1	OVERALL	0- 3	0- 0	8- 8				
6- 5	0- 1	0- 0	HOME	0- 1	0- 0	6- 3				
2- 9	0- 1	0- 1	AWAY	0- 2	0- 0	2- 5				
0- 0	0- 0	0- 0	NEUTRAL	0- 0	0- 0	0- 0				
1- 10	0- 2	0- 1	NON-CONFERENCE	0- 3	0- 0	1- 4				
1- 4	0- 1	0- 0	HOME	0- 1	0- 0	1- 2				
0- 6	0- 1	0- 1	AWAY	0- 2	0- 0	0- 2				
0- 0	0- 0	0- 0	NEUTRAL	0- 0	0- 0	0- 0				
7- 4	0- 0	0- 0	CONFERENCE	0- 0	0- 0	7- 4				
5- 1	0- 0	0- 0	HOME	0- 0	0- 0	5- 1				
2- 3	0- 0	0- 0	AWAY	0- 0	0- 0	2- 3				
0- 0	0- 0	0- 0	NEUTRAL	0- 0	0- 0	0- 0				

RPI 1-25				RPI 26-50				RPI 51-100				RPI 101+ Team's RPI: 261			
RPI	S	Opponent	Score	RPI	S	Opponent	Score	RPI	S	Opponent	Score	RPI	S	Opponent	Score
3	H	South Carolina	30 70	37	A	Auburn	46 75	77	A	Iowa St.	51 74	170	A	Hampton	46 75
7	A	Washington	36 87					90	H	Jacksonville	40 55	170	H	Hampton	55 51
								96	A	FGCU	40 89	198	A	Seton Hall	60 74
												220	H	Alabama St.	54 39
												221	H	Bethune-Cookman	31 38
												237	H	Ga. Southern	45 50
												248	A	UMES	59 58
												251	H	Jacksonville St.	57 64
												254	A	Norfolk St.	55 61
												254	H	Norfolk St.	59 53
												255	A	Howard	49 55
												274	A	Kennesaw St.	60 72
												339	H	Morgan St.	66 62
												344	H	Florida A&M	56 52
												346	A	South Carolina St.	60 49
												348	H	Delaware St.	64 57
LAST 12 Division I GAMES:															
254	H	Norfolk St.	59 53	346	A	South Carolina St.	60 49								
170	H	Hampton	55 51	344	H	Florida A&M	56 52								
248	A	UMES	59 58	170	A	Hampton	46 75								
255	A	Howard	49 55	254	A	Norfolk St.	55 61								
348	H	Delaware St.	64 57	221	H	Bethune-Cookman	31 38								
339	H	Morgan St.	66 62	96	A	FGCU	40 89								

Non-Div I Games: Columbia (SC) 68 52 Allen 91 48

Savannah St.

■ Loss,
 ■ Non-Conf,
 ■ S Site,
 ■ Home
 ■ Away
 N Neutral

Average RPI Win:	296	WON-LOST	WINNING	LAST 10	STRENGTH OF	OPP. STRENGTH	TEAM	ADJ.	CONF.	ADJ CONF.
Average RPI Loss:	139	RECORD	PCT. RANK	GAMES	SCHEDULE	OF SCHEDULE	RPI	RPI	RPI	RPI
DIV. I ONLY	11- 13	198	8- 2	267	263	226	226	29	29	
DIV. I NON-CONF.	3- 12	288	0- 3	149	230	286	286	29	29	
TOTALS	RPI 1-25	RPI 26-50	W-L RECORDS	RPI 51-100	RPI 101-150	RPI 150+				
11- 13	0- 1	0- 0	OVERALL	0- 4	0- 1	11- 7				
6- 5	0- 1	0- 0	HOME	0- 0	0- 1	6- 3				
5- 8	0- 0	0- 0	AWAY	0- 4	0- 0	5- 4				
0- 0	0- 0	0- 0	NEUTRAL	0- 0	0- 0	0- 0				
3- 12	0- 1	0- 0	NON-CONFERENCE	0- 4	0- 1	3- 6				
2- 5	0- 1	0- 0	HOME	0- 0	0- 1	2- 3				
1- 7	0- 0	0- 0	AWAY	0- 4	0- 0	1- 3				
0- 0	0- 0	0- 0	NEUTRAL	0- 0	0- 0	0- 0				
8- 1	0- 0	0- 0	CONFERENCE	0- 0	0- 0	8- 1				
4- 0	0- 0	0- 0	HOME	0- 0	0- 0	4- 0				
4- 1	0- 0	0- 0	AWAY	0- 0	0- 0	4- 1				
0- 0	0- 0	0- 0	NEUTRAL	0- 0	0- 0	0- 0				

RPI 1-25				RPI 26-50				RPI 51-100				RPI 101+ Team's RPI: 226			
RPI	S	Opponent	Score	RPI	S	Opponent	Score	RPI	S	Opponent	Score	RPI	S	Opponent	Score
7	H	Washington	64 94					52	A	Colorado St.	62 66	125	H	Idaho	64 68
								71	A	Montana St.	56 75	156	A	San Francisco	59 73
								87	A	Boise St.	68 73	166	H	CSUN	64 68
								89	A	SMU	43 77	174	A	UC Riverside	54 58
												180	A	New Mexico St.	69 73
												212	H	Loyola Marymount	59 62
												225	H	Grand Canyon	86 60
												234	A	San Diego	44 67
												242	H	UC Santa Barbara	58 53
												256	H	Portland St.	71 79
												262	A	UTRGV	67 54
												264	H	CSU Bakersfield	54 47
												306	A	Denver	75 72
												318	A	UMKC	75 65
												318	H	UMKC	74 52
												326	H	Montana	60 44
												329	A	Utah Valley	69 51
												335	A	Chicago St.	64 51
												335	H	Chicago St.	82 53
LAST 12 Division I GAMES:															
318	H	UMKC	74 52	335	A	Chicago St.	64 51								
335	H	Chicago St.	82 53	318	A	UMKC	75 65								
329	A	Utah Valley	69 51	264	H	CSU Bakersfield	54 47								
262	A	UTRGV	67 54	166	H	CSUN	64 68								
180	A	New Mexico St.	69 73	89	A	SMU	43 77								
225	H	Grand Canyon	86 60	52	A	Colorado St.	62 66								

Non-Div I Games:

Seattle U

■ Loss,
■ Non-Conf,
■ S Site,
■ Home
■ A Away
N Neutral

Average RPI Win:	196	WON-LOST	WINNING	LAST 10	STRENGTH OF	OPP. STRENGTH	TEAM	ADJ.	CONF.	ADJ CONF.
Average RPI Loss:	84	RECORD	PCT. RANK	GAMES	SCHEDULE	OF SCHEDULE	RPI	RPI	RPI	RPI
DIV. I ONLY	11- 15	218	3- 7	133	70	198	198	7	7	
DIV. I NON-CONF.	7- 4	114	0- 0	245	149	158	158	7	7	
TOTALS	RPI 1-25	RPI 26-50	W-L RECORDS	RPI 51-100	RPI 101-150	RPI 150+				
11- 15	0- 3	0- 4	OVERALL	2- 4	1- 1	8- 3				
10- 6	0- 2	0- 2	HOME	2- 2	1- 0	7- 0				
1- 9	0- 1	0- 2	AWAY	0- 2	0- 1	1- 3				
0- 0	0- 0	0- 0	NEUTRAL	0- 0	0- 0	0- 0				
7- 4	0- 0	0- 0	NON-CONFERENCE	1- 2	1- 1	5- 1				
6- 1	0- 0	0- 0	HOME	1- 1	1- 0	4- 0				
1- 3	0- 0	0- 0	AWAY	0- 1	0- 1	1- 1				
0- 0	0- 0	0- 0	NEUTRAL	0- 0	0- 0	0- 0				
4- 11	0- 3	0- 4	CONFERENCE	1- 2	0- 0	3- 2				
4- 5	0- 2	0- 2	HOME	1- 1	0- 0	3- 0				
0- 6	0- 1	0- 2	AWAY	0- 1	0- 0	0- 2				
0- 0	0- 0	0- 0	NEUTRAL	0- 0	0- 0	0- 0				

RPI 1-25				RPI 26-50				RPI 51-100				RPI 101+ Team's RPI: 198			
RPI	S	Opponent	Score	RPI	S	Opponent	Score	RPI	S	Opponent	Score	RPI	S	Opponent	Score
18	A	DePaul	60 86	43	A	Marquette	60 103	53	A	Villanova	52 69	118	H	Rider	89 81
18	H	DePaul	65 96	43	H	Marquette	77 83	53	H	Villanova	52 87	131	A	Princeton	67 94
21	H	Creighton	60 70	49	A	Georgetown	58 77	59	A	Minnesota	57 90	162	H	Boston College	71 66
				49	H	Georgetown	60 77	70	H	Wake Forest	70 63	168	H	Providence	55 43
								74	H	St. John's (NY)	64 59	181	A	Xavier	64 72
								98	H	UT Arlington	61 86	181	H	Xavier	71 62
												200	A	Rutgers	45 53
												238	A	Butler	58 79
												238	H	Butler	65 63
												243	A	Marist	76 63
												261	H	Savannah St.	74 60
												309	H	Central Conn. St.	78 70
												337	H	LIU Brooklyn	77 59
LAST 12 Division I GAMES:															
53	H	Villanova	52 87	21	H	Creighton	60 70								
49	H	Georgetown	60 77	168	H	Providence	55 43								
18	A	DePaul	60 86	49	A	Georgetown	58 77								
43	A	Marquette	60 103	53	A	Villanova	52 69								
238	H	Butler	65 63	43	H	Marquette	77 83								
181	H	Xavier	71 62	18	H	DePaul	65 96								

Non-Div I Games:

Seton Hall

Average RPI Win:	232	WON-LOST	WINNING	LAST 10	STRENGTH OF	OPP. STRENGTH	TEAM	ADJ.	CONF.	ADJ CONF.
Average RPI Loss:	130	RECORD	PCT. RANK	GAMES	SCHEDULE	OF SCHEDULE	RPI	RPI	RPI	RPI
DIV. I ONLY	10- 15	230	7- 3	99	239	194	194	18	18	
DIV. I NON-CONF.	1- 8	314	0- 0	35	196	256	256	17	17	
TOTALS	RPI 1-25	RPI 26-50	W-L RECORDS	RPI 51-100	RPI 101-150	RPI 150+				
10- 15	0- 0	0- 4	OVERALL	0- 2	0- 3	10- 6				
7- 6	0- 0	0- 2	HOME	0- 1	0- 1	7- 2				
3- 9	0- 0	0- 2	AWAY	0- 1	0- 2	3- 4				
0- 0	0- 0	0- 0	NEUTRAL	0- 0	0- 0	0- 0				
1- 8	0- 0	0- 2	NON-CONFERENCE	0- 2	0- 1	1- 3				
1- 3	0- 0	0- 1	HOME	0- 1	0- 0	1- 1				
0- 5	0- 0	0- 1	AWAY	0- 1	0- 1	0- 2				
0- 0	0- 0	0- 0	NEUTRAL	0- 0	0- 0	0- 0				
9- 7	0- 0	0- 2	CONFERENCE	0- 0	0- 2	9- 3				
6- 3	0- 0	0- 1	HOME	0- 0	0- 1	6- 1				
3- 4	0- 0	0- 1	AWAY	0- 0	0- 1	3- 2				
0- 0	0- 0	0- 0	NEUTRAL	0- 0	0- 0	0- 0				

RPI	S	Opponent	Score	RPI	S	Opponent	Score	RPI	S	Opponent	Score	RPI	S	Opponent	Score	Team's RPI: 194
27	H	Harvard	58 65	86	H	New Hampshire	67 77	118	A	Rider	70 72	118	H	Rider	61 62	
32	A	Syracuse	65 102	96	A	FGCU	42 66	143	A	Albany (NY)	86 88	159	A	Iona	58 46	
45	A	Quinnipiac	47 73					172	A	Fairfield	57 61	172	H	Fairfield	67 52	
45	H	Quinnipiac	60 76					173	H	Hartford	76 80	179	A	Northeastern	50 61	
								195	A	Sacred Heart	58 62	211	A	Monmouth	91 86	
								211	H	Monmouth	85 76	224	H	Niagara	71 53	
								243	A	Marist	69 68	243	H	Marist	59 70	
								245	H	Canisius	67 42	252	H	Colgate	71 63	
								282	A	Manhattan	66 68	282	H	Manhattan	67 62	
								316	H	Saint Peter's	80 55					
LAST 12 Division I GAMES:																
45	H	Quinnipiac	60 76	243	A	Marist	69 68									
282	H	Manhattan	67 62	316	H	Saint Peter's	80 55									
118	A	Rider	70 72	211	H	Monmouth	85 76									
243	H	Marist	59 70	159	A	Iona	58 46									
211	A	Monmouth	91 86	118	H	Rider	61 62									
245	H	Canisius	67 42	172	A	Fairfield	57 61									

Non-Div I Games:

Siena

Average RPI Win:	257	WON-LOST	WINNING	LAST 10	STRENGTH OF	OPP. STRENGTH	TEAM	ADJ.	CONF.	ADJ CONF.
Average RPI Loss:	141	RECORD	PCT. RANK	GAMES	SCHEDULE	OF SCHEDULE	RPI	RPI	RPI	RPI
DIV. I ONLY	6- 15	287	2- 8	151	215	233	233	21	21	
DIV. I NON-CONF.	3- 6	230	0- 0	103	146	193	193	19	19	
TOTALS	RPI 1-25	RPI 26-50	W-L RECORDS	RPI 51-100	RPI 101-150	RPI 150+				
6- 15	0- 0	0- 2	OVERALL	0- 3	0- 4	6- 6				
1- 7	0- 0	0- 1	HOME	0- 1	0- 2	1- 3				
4- 7	0- 0	0- 1	AWAY	0- 1	0- 2	4- 3				
1- 1	0- 0	0- 0	NEUTRAL	0- 1	0- 0	1- 0				
3- 6	0- 0	0- 1	NON-CONFERENCE	0- 2	0- 2	3- 1				
1- 2	0- 0	0- 1	HOME	0- 0	0- 1	1- 0				
1- 3	0- 0	0- 0	AWAY	0- 1	0- 1	1- 1				
1- 1	0- 0	0- 0	NEUTRAL	0- 1	0- 0	1- 0				
3- 9	0- 0	0- 1	CONFERENCE	0- 1	0- 2	3- 5				
0- 5	0- 0	0- 0	HOME	0- 1	0- 1	0- 3				
3- 4	0- 0	0- 1	AWAY	0- 0	0- 1	3- 2				
0- 0	0- 0	0- 0	NEUTRAL	0- 0	0- 0	0- 0				

RPI S	Opponent	Score	RPI S	Opponent	Score	RPI S	Opponent	Score	RPI S	Opponent	Score	Team's RPI: 233
28	H North Carolina St.	31 74	61	N Florida	33 85	108	A Troy	71 75				
44	A Little Rock	54 71	90	A Jacksonville	55 62	108	H Troy	57 73				
			98	H UT Arlington	49 73	113	A UCF	58 70				
						120	H Southern Miss.	48 57				
						161	A Louisiana	38 62				
						176	H Texas St.	44 57				
						183	A UAB	41 66				
						209	A New Orleans	65 62				
						229	H Southern U.	55 48				
						237	A Ga. Southern	55 46				
						237	H Ga. Southern	45 53				
						259	A Georgia St.	77 47				
						259	H Georgia St.	45 55				
						275	N North Florida	62 55				
						323	A Arkansas St.	53 56				
						332	A La.-Monroe	74 44				
LAST 12 Division I GAMES:												
332	A La.-Monroe	74 44	323	A Arkansas St.	53 56							
161	A Louisiana	38 62	176	H Texas St.	44 57							
108	A Troy	71 75	98	H UT Arlington	49 73							
237	H Ga. Southern	45 53	259	A Georgia St.	77 47							
259	H Georgia St.	45 55	237	A Ga. Southern	55 46							
44	A Little Rock	54 71	108	H Troy	57 73							

Non-Div I Games: Spring Hill 38 33 William Carey 62 39

South Ala.

Loss, Non-Conf, S Site, H Home A Away N Neutral

South Carolina

Through Games Of Feb. 15, 2017

Average RPI Win:	89	WON-LOST	WINNING	LAST 10	STRENGTH OF	OPP. STRENGTH	TEAM	ADJ.	CONF.	ADJ CONF.
Average RPI Loss:	8	RECORD	PCT. RANK	GAMES	SCHEDULE	OF SCHEDULE	RPI	RPI	RPI	RPI
DIV. I ONLY	21- 3	9	8- 2	5	1	3	3	2	2	
DIV. I NON-CONF.	10- 2	32	0- 1	8	2	3	3	2	2	
TOTALS	RPI 1-25	RPI 26-50	W-L RECORDS	RPI 51-100	RPI 101-150	RPI 150+				
21- 3	6- 3	3- 0	OVERALL	4- 0	5- 0	3- 0				
11- 1	2- 1	1- 0	HOME	2- 0	4- 0	2- 0				
9- 2	3- 2	2- 0	AWAY	2- 0	1- 0	1- 0				
1- 0	1- 0	0- 0	NEUTRAL	0- 0	0- 0	0- 0				
10- 2	4- 2	0- 0	NON-CONFERENCE	1- 0	2- 0	3- 0				
6- 0	1- 0	0- 0	HOME	1- 0	2- 0	2- 0				
3- 2	2- 2	0- 0	AWAY	0- 0	0- 0	1- 0				
1- 0	1- 0	0- 0	NEUTRAL	0- 0	0- 0	0- 0				
11- 1	2- 1	3- 0	CONFERENCE	3- 0	3- 0	0- 0				
5- 1	1- 1	1- 0	HOME	1- 0	2- 0	0- 0				
6- 0	1- 0	2- 0	AWAY	2- 0	1- 0	0- 0				
0- 0	0- 0	0- 0	NEUTRAL	0- 0	0- 0	0- 0				

RPI	S	Opponent	Score	RPI	S	Opponent	Score	RPI	S	Opponent	Score	RPI	S	Opponent	Score
1	A	UConn	55 66	30	A	LSU	84 61	59	H	Minnesota	98 58	108	H	Clemson	83 61
4	H	Mississippi St.	64 61	37	A	Auburn	73 47	61	A	Florida	81 62	112	H	Ole Miss	65 46
5	A	Texas	76 67	37	H	Auburn	60 41	95	A	Georgia	62 44	132	H	Maine	79 42
10	A	Duke	63 74					95	H	Georgia	66 63	134	A	Arkansas	79 49
12	H	UCLA	66 57									138	H	Alabama	93 45
13	N	Louisville	83 59									170	H	Hampton	92 38
14	H	Tennessee	74 76									261	A	Savannah St.	70 30
15	A	Kentucky	75 63									316	H	Saint Peter's	93 38
25	A	Ohio St.	92 80												
LAST 12 Division I GAMES:															
1	A	UConn	55 66	4	H	Mississippi St.	64 61								
37	H	Auburn	60 41	112	H	Ole Miss	65 46								
134	A	Arkansas	79 49	30	A	LSU	84 61								
15	A	Kentucky	75 63	95	H	Georgia	66 63								
14	H	Tennessee	74 76	61	A	Florida	81 62								
95	A	Georgia	62 44	37	A	Auburn	73 47								

Non-Div I Games:

South Carolina

Loss, Non-Conf, S Site, H Home A Away N Neutral

Average RPI Win:	305	WON-LOST	WINNING	LAST 10	STRENGTH OF	OPP. STRENGTH	TEAM	ADJ.	CONF.	ADJ CONF.
Average RPI Loss:	236	RECORD	PCT. RANK	GAMES	SCHEDULE	OF SCHEDULE	RPI	RPI	RPI	RPI
DIV. I ONLY	3- 19	331	2- 8	336	331	346	346	32	32	
DIV. I NON-CONF.	1- 8	314	0- 0	332	243	342	342	31	31	
TOTALS	RPI 1-25	RPI 26-50	W-L RECORDS	RPI 51-100	RPI 101-150	RPI 150+				
3- 19	0- 0	0- 0	OVERALL	0- 1	0- 2	3- 16				
1- 6	0- 0	0- 0	HOME	0- 0	0- 0	1- 6				
2- 12	0- 0	0- 0	AWAY	0- 1	0- 2	2- 9				
0- 1	0- 0	0- 0	NEUTRAL	0- 0	0- 0	0- 1				
1- 8	0- 0	0- 0	NON-CONFERENCE	0- 1	0- 2	1- 5				
0- 1	0- 0	0- 0	HOME	0- 0	0- 0	0- 1				
1- 6	0- 0	0- 0	AWAY	0- 1	0- 2	1- 3				
0- 1	0- 0	0- 0	NEUTRAL	0- 0	0- 0	0- 1				
2- 11	0- 0	0- 0	CONFERENCE	0- 0	0- 0	2- 11				
1- 5	0- 0	0- 0	HOME	0- 0	0- 0	1- 5				
1- 6	0- 0	0- 0	AWAY	0- 0	0- 0	1- 6				
0- 0	0- 0	0- 0	NEUTRAL	0- 0	0- 0	0- 0				

RPI S	Opponent	Score	RPI S	Opponent	Score	RPI S	Opponent	Score	RPI S	Opponent	Score	Team's RPI: 346
						95	A Georgia	50 64	108	A Clemson	36 56	
									110	A North Carolina	49 82	
									170	A Hampton	46 80	
									170	H Hampton	50 51	
									221	H Bethune-Cookman	34 64	
									236	A Charleston So.	62 67	
									237	A Ga. Southern	58 74	
									239	A Wofford	65 66	
									248	A UMES	67 60	
									254	A Norfolk St.	68 83	
									254	H Norfolk St.	53 68	
									255	A Howard	57 75	
									261	H Savannah St.	49 60	
									277	A N.C. A&T	54 66	
									278	N Coastal Caro.	54 63	
									299	A Coppin St.	54 70	
									321	H USC Upstate	67 73	
									328	A Winthrop	63 55	
									339	H Morgan St.	50 46	
									342	A N.C. Central	41 52	
									348	H Delaware St.	70 72	
LAST 12 Division I GAMES:												
254	A	Norfolk St.	68	83	248	A	UMES	67	60			
277	A	N.C. A&T	54	66	170	A	Hampton	46	80			
342	A	N.C. Central	41	52	339	H	Morgan St.	50	46			
170	H	Hampton	50	51	348	H	Delaware St.	70	72			
254	H	Norfolk St.	53	68	261	H	Savannah St.	49	60			
255	A	Howard	57	75	221	H	Bethune-Cookman	34	64			

Non-Div I Games: St. Andrews 72 35 Morris 85 57

South Carolina St.

Loss, Non-Conf, S Site, H Home A Away N Neutral

South Dakota

Through Games Of Feb. 15, 2017

Average RPI Win:	191	WON-LOST	WINNING	LAST 10	STRENGTH OF	OPP. STRENGTH	TEAM	ADJ.	CONF.	ADJ CONF.
Average RPI Loss:	130	RECORD	PCT. RANK	GAMES	SCHEDULE	OF SCHEDULE	RPI	RPI	RPI	RPI
DIV. I ONLY	19- 5	27	8- 2	217	119	63	63	11	11	
DIV. I NON-CONF.	9- 2	37	0- 0	137	122	38	38	10	10	
TOTALS	RPI 1-25	RPI 26-50	W-L RECORDS	RPI 51-100	RPI 101-150	RPI 150+				
19- 5	0- 0	1- 1	OVERALL	3- 1	2- 2	13- 1				
9- 1	0- 0	1- 0	HOME	2- 1	1- 0	5- 0				
7- 4	0- 0	0- 1	AWAY	0- 0	1- 2	6- 1				
3- 0	0- 0	0- 0	NEUTRAL	1- 0	0- 0	2- 0				
9- 2	0- 0	0- 0	NON-CONFERENCE	2- 0	0- 2	7- 0				
3- 0	0- 0	0- 0	HOME	1- 0	0- 0	2- 0				
3- 2	0- 0	0- 0	AWAY	0- 0	0- 2	3- 0				
3- 0	0- 0	0- 0	NEUTRAL	1- 0	0- 0	2- 0				
10- 3	0- 0	1- 1	CONFERENCE	1- 1	2- 0	6- 1				
6- 1	0- 0	1- 0	HOME	1- 1	1- 0	3- 0				
4- 2	0- 0	0- 1	AWAY	0- 0	1- 0	3- 1				
0- 0	0- 0	0- 0	NEUTRAL	0- 0	0- 0	0- 0				

RPI S	Opponent	Score	RPI S	Opponent	Score	RPI S	Opponent	Score	RPI S	Opponent	Score
36	A South Dakota St.	58 70	36	H South Dakota St.	65 62	62	H IUPUI	75 62	102	A Wyoming	62 69
						79	N Northern Ill.	97 83	134	A Arkansas	67 70
						83	H Western Ill.	78 86	146	A Oral Roberts	69 47
						94	H SFA	80 74	146	H Oral Roberts	79 50
									154	A Tulsa	71 68
									160	A Omaha	60 52
									165	N Southern Ill.	68 57
									174	A UC Riverside	61 55
									185	H Illinois	77 68
									192	H San Jose St.	84 69
									216	N SIUE	75 68
									264	A CSU Bakersfield	75 60
									295	A North Dakota St.	73 83
									295	H North Dakota St.	80 48
									306	A Denver	53 44
									306	H Denver	70 64
									324	A Fort Wayne	82 55
									324	H Fort Wayne	87 59
LAST 12 Division I GAMES:											
146	H Oral Roberts	79 50	324	H Fort Wayne	87 59						
324	A Fort Wayne	82 55	160	A Omaha	60 52						
36	A South Dakota St.	58 70	146	A Oral Roberts	69 47						
306	A Denver	53 44	62	H IUPUI	75 62						
83	H Western Ill.	78 86	295	A North Dakota St.	73 83						
295	H North Dakota St.	80 48	36	H South Dakota St.	65 62						

Non-Div I Games: Concordia-St. Paul 83 58 Northwestern (IA) 100 57

South Dakota

Loss, Non-Conf, S Site, H Home A Away N Neutral

Average RPI Win:	170	WON-LOST	WINNING	LAST 10	STRENGTH OF	OPP. STRENGTH	TEAM	ADJ.	CONF.	ADJ CONF.
Average RPI Loss:	62	RECORD	PCT. RANK	GAMES	SCHEDULE	OF SCHEDULE	RPI	RPI	RPI	RPI
DIV. I ONLY	19- 7	55	7- 3	61	115	36	36	11	11	
DIV. I NON-CONF.	9- 3	63	0- 0	23	54	15	15	10	10	
TOTALS	RPI 1-25	RPI 26-50	W-L RECORDS	RPI 51-100	RPI 101-150	RPI 150+				
19- 7	1- 2	1- 1	OVERALL	5- 3	3- 0	9- 1				
11- 1	1- 0	0- 1	HOME	4- 0	1- 0	5- 0				
7- 6	0- 2	1- 0	AWAY	1- 3	2- 0	3- 1				
1- 0	0- 0	0- 0	NEUTRAL	0- 0	0- 0	1- 0				
9- 3	1- 2	1- 1	NON-CONFERENCE	2- 0	1- 0	4- 0				
4- 1	1- 0	0- 1	HOME	1- 0	0- 0	2- 0				
4- 2	0- 2	1- 0	AWAY	1- 0	1- 0	1- 0				
1- 0	0- 0	0- 0	NEUTRAL	0- 0	0- 0	1- 0				
10- 4	0- 0	0- 0	CONFERENCE	3- 3	2- 0	5- 1				
7- 0	0- 0	0- 0	HOME	3- 0	1- 0	3- 0				
3- 4	0- 0	0- 0	AWAY	0- 3	1- 0	2- 1				
0- 0	0- 0	0- 0	NEUTRAL	0- 0	0- 0	0- 0				

RPI 1-25				RPI 26-50				Team's RPI: 36				RPI 51-100				RPI 101+			
RPI	S	Opponent	Score	RPI	S	Opponent	Score	RPI	S	Opponent	Score	RPI	S	Opponent	Score	RPI	S	Opponent	Score
13	A	Louisville	30 83	34	H	Green Bay	43 67	51	H	George Washington	60 55	133	A	North Dakota	83 72				
17	A	Oklahoma	60 74	48	A	Iowa	66 64	62	A	IUPUI	59 64	146	A	Oral Roberts	78 57				
21	H	Creighton	63 56					62	H	IUPUI	68 49	146	H	Oral Roberts	82 35				
								63	A	South Dakota	62 65	160	A	Omaha	82 83				
								63	H	South Dakota	70 58	160	H	Omaha	76 64				
								67	A	UNI	61 50	207	A	Wichita St.	78 58				
								83	A	Western Ill.	77 83	216	H	SIUE	82 49				
								83	H	Western Ill.	73 58	276	H	Ark.-Pine Bluff	103 45				
												295	A	North Dakota St.	69 66				
												295	H	North Dakota St.	70 44				
												306	A	Denver	72 63				
												324	H	Fort Wayne	73 51				
												326	N	Montana	84 43				
LAST 12 Division I GAMES:																			
83	A	Western Ill.	77 83	83	H	Western Ill.	73 58												
62	A	IUPUI	59 64	306	A	Denver	72 63												
146	H	Oral Roberts	82 35	146	A	Oral Roberts	78 57												
63	H	South Dakota	70 58	62	H	IUPUI	68 49												
295	H	North Dakota St.	70 44	160	H	Omaha	76 64												
160	A	Omaha	82 83	324	H	Fort Wayne	73 51												

Non-Div I Games:

South Dakota St.

Average RPI Win: 147		WON-LOST	WINNING	LAST 10	STRENGTH OF	OPP. STRENGTH	TEAM	ADJ.	CONF.	ADJ CONF.
Average RPI Loss: 75		RECORD	PCT. RANK	GAMES	SCHEDULE	OF SCHEDULE	RPI	RPI	RPI	RPI
DIV. I ONLY		20- 5	22	7- 3	71	62	33	33	5	5
DIV. I NON-CONF.		11- 2	23	0- 1	140	104	56	56	5	5
TOTALS		RPI 1-25	RPI 26-50		W-L RECORDS		RPI 51-100	RPI 101-150	RPI 150+	
20- 5	1- 2	2- 0		OVERALL		4- 0	6- 3	7- 0		
10- 2	0- 1	1- 0		HOME		1- 0	4- 1	4- 0		
6- 2	1- 1	1- 0		AWAY		1- 0	1- 1	2- 0		
4- 1	0- 0	0- 0		NEUTRAL		2- 0	1- 1	1- 0		
11- 2	0- 1	0- 0		NON-CONFERENCE		3- 0	2- 1	6- 0		
5- 1	0- 1	0- 0		HOME		1- 0	1- 0	3- 0		
2- 0	0- 0	0- 0		AWAY		0- 0	0- 0	2- 0		
4- 1	0- 0	0- 0		NEUTRAL		2- 0	1- 1	1- 0		
9- 3	1- 1	2- 0		CONFERENCE		1- 0	4- 2	1- 0		
5- 1	0- 0	1- 0		HOME		0- 0	3- 1	1- 0		
4- 2	1- 1	1- 0		AWAY		1- 0	1- 1	0- 0		
0- 0	0- 0	0- 0		NEUTRAL		0- 0	0- 0	0- 0		

RPI	S	Opponent	Score	RPI	S	Opponent	Score	Team's RPI: 33	RPI	S	Opponent	Score	RPI	S	Opponent	Score
1	A	UConn	37 102	40	A	Tulane	62 53		84	N	UNLV	77 42	107	N	Long Beach St.	68 73
13	H	Louisville	52 66	40	H	Tulane	66 56		89	A	SMU	52 51	110	N	North Carolina	83 55
23	A	Temple	55 51						90	H	Jacksonville	64 52	113	H	UCF	62 66
									95	N	Georgia	81 65	119	H	Stetson	74 60
													140	A	Memphis	57 62
													140	H	Memphis	79 49
													141	H	Cincinnati	72 52
													149	A	East Carolina	76 66
													149	H	East Carolina	79 48
													152	N	Santa Clara	63 54
													154	H	Tulsa	84 68
													238	A	Butler	74 59
													257	H	Saint Francis (PA)	129 80
													275	H	North Florida	78 42
													280	H	FIU	91 41
													323	A	Arkansas St.	78 59
LAST 12 Division I GAMES:																
113	H	UCF	62 66	89	A	SMU	52 51									
40	H	Tulane	66 56	13	H	Louisville	52 66									
149	A	East Carolina	76 66	140	H	Memphis	79 49									
140	A	Memphis	57 62	149	H	East Carolina	79 48									
141	H	Cincinnati	72 52	1	A	UConn	37 102									
23	A	Temple	55 51	154	H	Tulsa	84 68									

Non-Div I Games:

South Fla.

■ Loss,
 ■ Non-Conf, S Site,
 ■ Home
 ■ Away
 N Neutral

Average RPI Win:	275	WON-LOST	WINNING	LAST 10	STRENGTH OF	OPP. STRENGTH	TEAM	ADJ.	CONF.	ADJ CONF.
Average RPI Loss:	185	RECORD	PCT. RANK	GAMES	SCHEDULE	OF SCHEDULE	RPI	RPI	RPI	RPI
DIV. I ONLY	10- 14	220	5- 5	299	287	270	270	26	26	
DIV. I NON-CONF.	4- 7	224	0- 0	270	287	287	287	26	26	
TOTALS	RPI 1-25	RPI 26-50	W-L RECORDS	RPI 51-100	RPI 101-150	RPI 150+				
10- 14	0- 0	0- 0	OVERALL	0- 2	0- 3	10- 9				
4- 7	0- 0	0- 0	HOME	0- 1	0- 2	4- 4				
5- 6	0- 0	0- 0	AWAY	0- 1	0- 1	5- 4				
1- 1	0- 0	0- 0	NEUTRAL	0- 0	0- 0	1- 1				
4- 7	0- 0	0- 0	NON-CONFERENCE	0- 1	0- 3	4- 3				
2- 3	0- 0	0- 0	HOME	0- 1	0- 2	2- 0				
1- 3	0- 0	0- 0	AWAY	0- 0	0- 1	1- 2				
1- 1	0- 0	0- 0	NEUTRAL	0- 0	0- 0	1- 1				
6- 7	0- 0	0- 0	CONFERENCE	0- 1	0- 0	6- 6				
2- 4	0- 0	0- 0	HOME	0- 0	0- 0	2- 4				
4- 3	0- 0	0- 0	AWAY	0- 1	0- 0	4- 2				
0- 0	0- 0	0- 0	NEUTRAL	0- 0	0- 0	0- 0				

RPI 1-25				RPI 26-50				RPI 51-100				RPI 101+				Team's RPI: 270	
RPI	S	Opponent	Score	RPI	S	Opponent	Score	RPI	S	Opponent	Score	RPI	S	Opponent	Score		
								75	A	Belmont	77 89	105	H	Saint Louis	50 89		
								83	H	Western Ill.	87 100		A	Memphis	63 65		
												141	H	Cincinnati	75 83		
												161	N	Louisiana	78 82		
												165	A	Southern Ill.	70 77		
												181	A	Xavier	48 54		
												191	H	Morehead St.	72 82		
												216	A	SIUE	69 70		
												216	H	SIUE	78 74		
												232	H	Murray St.	79 70		
												247	A	UT Martin	82 79		
												251	A	Jacksonville St.	65 58		
												253	A	Austin Peay	74 84		
												260	H	Tennessee Tech	63 74		
												268	A	Tennessee St.	75 67		
												279	A	Evansville	76 74		
												296	H	Lipscomb	79 63		
												297	N	Alcorn	68 50		
												302	H	Eastern Ky.	63 74		
												312	A	Eastern Ill.	107 65		
												312	H	Eastern Ill.	62 71		
												349	H	Alabama A&M	75 47		
LAST 12 Division I GAMES:																	
				312	A	Eastern Ill.	107 65					312	H	Eastern Ill.	62 71		
				216	H	SIUE	78 74					216	A	SIUE	69 70		
				191	H	Morehead St.	72 82					247	A	UT Martin	82 79		
				251	A	Jacksonville St.	65 58					75	A	Belmont	77 89		
				253	A	Austin Peay	74 84					268	A	Tennessee St.	75 67		
				232	H	Murray St.	79 70					302	H	Eastern Ky.	63 74		

Non-Div I Games: Hannibal-La Grange 99 52 Stephens College 107 59

Southeast Mo. St.

Loss, Non-Conf, S Site, H Home A Away N Neutral

Average RPI Win:	266	WON-LOST	WINNING	LAST 10	STRENGTH OF	OPP. STRENGTH	TEAM	ADJ.	CONF.	ADJ CONF.
Average RPI Loss:	197	RECORD	PCT. RANK	GAMES	SCHEDULE	OF SCHEDULE	RPI	RPI	RPI	RPI
DIV. I ONLY	4- 19	321	2- 8	294	284	330	330	27	27	
DIV. I NON-CONF.	1- 9	323	0- 0	97	200	294	294	27	27	
TOTALS	RPI 1-25	RPI 26-50	W-L RECORDS	RPI 51-100	RPI 101-150	RPI 150+				
4- 19	0- 1	0- 0	OVERALL	0- 3	0- 4	4- 11				
3- 6	0- 0	0- 0	HOME	0- 0	0- 1	3- 5				
1- 13	0- 1	0- 0	AWAY	0- 3	0- 3	1- 6				
0- 0	0- 0	0- 0	NEUTRAL	0- 0	0- 0	0- 0				
1- 9	0- 1	0- 0	NON-CONFERENCE	0- 3	0- 1	1- 4				
1- 1	0- 0	0- 0	HOME	0- 0	0- 0	1- 1				
0- 8	0- 1	0- 0	AWAY	0- 3	0- 1	0- 3				
0- 0	0- 0	0- 0	NEUTRAL	0- 0	0- 0	0- 0				
3- 10	0- 0	0- 0	CONFERENCE	0- 0	0- 3	3- 7				
2- 5	0- 0	0- 0	HOME	0- 0	0- 1	2- 4				
1- 5	0- 0	0- 0	AWAY	0- 0	0- 2	1- 3				
0- 0	0- 0	0- 0	NEUTRAL	0- 0	0- 0	0- 0				

RPI 1-25				RPI 26-50				RPI 51-100				RPI 101+ Team's RPI: 330			
RPI	S	Opponent	Score	RPI	S	Opponent	Score	RPI	S	Opponent	Score	RPI	S	Opponent	Score
8	A	Baylor	38 109					52	A	Colorado St.	31 77	111	A	Central Ark.	55 77
								61	A	Florida	51 102	112	A	Ole Miss	31 81
								82	A	Colorado	54 112	121	H	Abilene Christian	57 82
												136	A	Lamar University	68 86
												161	A	Louisiana	77 86
												175	A	Houston	80 83
												209	H	New Orleans	85 70
												219	H	Grambling	71 87
												221	H	Bethune-Cookman	75 63
												266	H	McNeese	83 86
												289	H	Northwestern St.	69 58
												293	H	Nicholls St.	60 76
												301	A	A&M-Corpus Christi	61 77
												301	H	A&M-Corpus Christi	53 69
												333	A	Incarinate Word	56 96
												333	H	Incarinate Word	76 85
												338	A	Sam Houston St.	61 68
												345	A	Houston Baptist	87 71
												347	A	Jackson St.	66 83
LAST 12 Division I GAMES:															
209	H	New Orleans	85 70	333	A	Incarinate Word	56 96								
301	H	A&M-Corpus Christi	53 69	266	H	McNeese	83 86								
111	A	Central Ark.	55 77	301	A	A&M-Corpus Christi	61 77								
293	H	Nicholls St.	60 76	136	A	Lamar University	68 86								
338	A	Sam Houston St.	61 68	345	A	Houston Baptist	87 71								
289	H	Northwestern St.	69 58	333	H	Incarinate Word	76 85								

Non-Div I Games: Mobile 67 52

Southeastern La.

■ Loss,
 ■ Non-Conf, S Site,
 ■ Home
 ■ Away
 N Neutral

Average RPI Win:	157	WON-LOST	WINNING	LAST 10	STRENGTH OF	OPP. STRENGTH	TEAM	ADJ.	CONF.	ADJ CONF.
Average RPI Loss:	35	RECORD	PCT. RANK	GAMES	SCHEDULE	OF SCHEDULE	RPI	RPI	RPI	RPI
DIV. I ONLY	13- 12	163	3- 7	26	18	57	57	1	1	
DIV. I NON-CONF.	9- 2	37	0- 0	141	135	57	57	1	1	
<hr/>										
TOTALS	RPI 1-25	RPI 26-50	W-L RECORDS	RPI 51-100	RPI 101-150	RPI 150+				
13- 12	3- 6	0- 2	OVERALL	1- 4	3- 0	6- 0				
7- 5	1- 3	0- 1	HOME	1- 1	2- 0	3- 0				
4- 7	2- 3	0- 1	AWAY	0- 3	0- 0	2- 0				
2- 0	0- 0	0- 0	NEUTRAL	0- 0	1- 0	1- 0				
9- 2	1- 1	0- 0	NON-CONFERENCE	0- 1	2- 0	6- 0				
4- 1	0- 1	0- 0	HOME	0- 0	1- 0	3- 0				
3- 1	1- 0	0- 0	AWAY	0- 1	0- 0	2- 0				
2- 0	0- 0	0- 0	NEUTRAL	0- 0	1- 0	1- 0				
4- 10	2- 5	0- 2	CONFERENCE	1- 3	1- 0	0- 0				
3- 4	1- 2	0- 1	HOME	1- 1	1- 0	0- 0				
1- 6	1- 3	0- 1	AWAY	0- 2	0- 0	0- 0				
0- 0	0- 0	0- 0	NEUTRAL	0- 0	0- 0	0- 0				

RPI 1-25				RPI 26-50				RPI 51-100				RPI 101+			
RPI	S	Opponent	Score	RPI	S	Opponent	Score	RPI	S	Opponent	Score	RPI	S	Opponent	Score
4	H	Mississippi St.	72 76	35	A	Oregon	50 73	55	H	Utah	53 58	107	H	Long Beach St.	82 74
7	A	Washington	67 77	35	H	Oregon	53 59	68	A	California	56 63	116	H	Arizona	58 54
9	A	Oregon St.	70 50					82	H	Colorado	79 54	150	N	Missouri St.	89 67
9	H	Oregon St.	60 74					84	A	UNLV	66 77	174	H	UC Riverside	67 49
11	A	Stanford	42 58					88	A	Washington St.	57 74	219	H	Grambling	75 64
12	A	UCLA	67 71									263	H	Hawaii	76 44
12	H	UCLA	59 74									269	N	Portland	67 54
16	A	Texas A&M	66 62									283	A	Sacramento St.	111 95
24	H	Arizona St.	65 50									327	A	UC Irvine	83 45
<hr/>															
LAST 12 Division I GAMES:															
35	A	Oregon	50 73	12	A	UCLA	67 71								
9	A	Oregon St.	70 50	12	H	UCLA	59 74								
68	A	California	56 63	9	H	Oregon St.	60 74								
11	A	Stanford	42 58	35	H	Oregon	53 59								
24	H	Arizona St.	65 50	88	A	Washington St.	57 74								
116	H	Arizona	58 54	7	A	Washington	67 77								

Non-Div I Games:

Southern California

■ Loss,
■ Non-Conf,
■ S Site,
■ H Home
■ A Away
N Neutral

Average RPI Win:	217	WON-LOST	WINNING	LAST 10	STRENGTH OF	OPP. STRENGTH	TEAM	ADJ.	CONF.	ADJ CONF.
Average RPI Loss:	138	RECORD	PCT. RANK	GAMES	SCHEDULE	OF SCHEDULE	RPI	RPI	RPI	RPI
DIV. I ONLY	11- 12	190	5- 5	140	185	165	165	16	16	
DIV. I NON-CONF.	5- 5	165	0- 0	168	207	165	165	14	14	
TOTALS	RPI 1-25	RPI 26-50	W-L RECORDS	RPI 51-100	RPI 101-150	RPI 150+				
11- 12	0- 1	0- 2	OVERALL	2- 2	1- 2	8- 5				
6- 4	0- 0	0- 1	HOME	1- 0	1- 1	4- 2				
5- 7	0- 1	0- 1	AWAY	1- 1	0- 1	4- 3				
0- 1	0- 0	0- 0	NEUTRAL	0- 1	0- 0	0- 0				
5- 5	0- 1	0- 0	NON-CONFERENCE	1- 1	1- 0	3- 3				
3- 1	0- 0	0- 0	HOME	0- 0	1- 0	2- 1				
2- 3	0- 1	0- 0	AWAY	1- 0	0- 0	1- 2				
0- 1	0- 0	0- 0	NEUTRAL	0- 1	0- 0	0- 0				
6- 7	0- 0	0- 2	CONFERENCE	1- 1	0- 2	5- 2				
3- 3	0- 0	0- 1	HOME	1- 0	0- 1	2- 1				
3- 4	0- 0	0- 1	AWAY	0- 1	0- 1	3- 1				
0- 0	0- 0	0- 0	NEUTRAL	0- 0	0- 0	0- 0				

RPI 1-25				RPI 26-50				RPI 51-100				RPI 101+ Team's RPI: 165			
RPI	S	Opponent	Score	RPI	S	Opponent	Score	RPI	S	Opponent	Score	RPI	S	Opponent	Score
17	A	Oklahoma	48 80	38	A	Drake	59 75	63	N	South Dakota	57 68	140	H	Memphis	69 61
				38	H	Drake	60 71	67	A	UNI	49 79	150	A	Missouri St.	59 73
								67	H	UNI	64 59	150	H	Missouri St.	60 78
								99	A	Purdue	64 61	183	H	UAB	49 64
												205	H	Indiana St.	53 68
												207	A	Wichita St.	61 58
												207	H	Wichita St.	77 54
												214	A	Bradley	66 57
												216	A	SIUE	59 60
												232	H	Murray St.	70 63
												247	A	UT Martin	68 76
												270	H	Southeast Mo. St.	77 70
												279	A	Evansville	60 63
												310	A	Illinois St.	63 56
												318	A	UMKC	77 69
												320	H	Loyola Chicago	73 57
LAST 12 Division I GAMES:															
207	A	Wichita St.	61 58	279	A	Evansville	60 63								
150	A	Missouri St.	59 73	150	H	Missouri St.	60 78								
67	H	UNI	64 59	207	H	Wichita St.	77 54								
38	H	Drake	60 71	38	A	Drake	59 75								
310	A	Illinois St.	63 56	67	A	UNI	49 79								
214	A	Bradley	66 57	205	H	Indiana St.	53 68								

Non-Div I Games: Brescia 104 35

Southern Ill.

■ Loss,
 ■ Non-Conf,
 ■ S Site,
 ■ Home
 ■ A Away
 N Neutral

Average RPI Win:	209	WON-LOST	WINNING	LAST 10	STRENGTH OF	OPP. STRENGTH	TEAM	ADJ.	CONF.	ADJ CONF.
Average RPI Loss:	125	RECORD	PCT. RANK	GAMES	SCHEDULE	OF SCHEDULE	RPI	RPI	RPI	RPI
DIV. I ONLY	15- 9	106	6- 4	153	148	120	120	15	15	
DIV. I NON-CONF.	7- 4	114	0- 0	182	192	144	144	16	16	
TOTALS	RPI 1-25	RPI 26-50	W-L RECORDS	RPI 51-100	RPI 101-150	RPI 150+				
15- 9	0- 1	0- 1	OVERALL	1- 2	1- 1	13- 4				
10- 2	0- 1	0- 0	HOME	1- 0	1- 1	8- 0				
4- 5	0- 0	0- 0	AWAY	0- 0	0- 0	4- 0				
1- 2	0- 0	0- 0	NEUTRAL	0- 1	0- 0	1- 1				
7- 4	0- 1	0- 1	NON-CONFERENCE	0- 1	0- 0	7- 1				
5- 1	0- 1	0- 0	HOME	0- 0	0- 0	5- 0				
1- 1	0- 0	0- 1	AWAY	0- 0	0- 0	1- 0				
1- 2	0- 0	0- 0	NEUTRAL	0- 1	0- 0	1- 1				
8- 5	0- 0	0- 0	CONFERENCE	1- 1	1- 1	6- 3				
5- 1	0- 0	0- 0	HOME	1- 0	1- 1	3- 0				
3- 4	0- 0	0- 0	AWAY	0- 1	0- 0	3- 3				
0- 0	0- 0	0- 0	NEUTRAL	0- 0	0- 0	0- 0				

RPI 1-25				RPI 26-50				RPI 51-100				RPI 101+ Team's RPI: 120			
RPI	S	Opponent	Score	RPI	S	Opponent	Score	RPI	S	Opponent	Score	RPI	S	Opponent	Score
4	H	Mississippi St.	50 72	40	A	Tulane	67 86	65	H	Middle Tenn.	81 61	104	H	Charlotte	61 78
								68	N	California	51 71	130	H	Old Dominion	84 69
								81	A	Western Ky.	53 79	155	A	Louisiana Tech	61 72
												157	A	UTSA	69 68
												157	H	UTSA	74 71
												161	H	Louisiana	71 49
												181	N	Xavier	73 59
												183	H	UAB	64 59
												188	A	Rice	68 76
												204	A	North Texas	62 75
												209	H	New Orleans	78 53
												220	H	Alabama St.	70 43
												233	A	South Ala.	57 48
												250	A	Marshall	82 78
												284	N	Northern Ky.	53 58
												292	A	UTEP	79 68
												292	H	UTEP	73 48
												297	H	Alcorn	99 56
												305	H	Mississippi Val.	83 55
LAST 12 Division I GAMES:															
292	H	UTEP	73 48	188	A	Rice	68 76								
157	H	UTSA	74 71	204	A	North Texas	62 75								
81	A	Western Ky.	53 79	104	H	Charlotte	61 78								
250	A	Marshall	82 78	130	H	Old Dominion	84 69								
183	H	UAB	64 59	292	A	UTEP	79 68								
65	H	Middle Tenn.	81 61	157	A	UTSA	69 68								

Non-Div I Games: William Carey 92 39

Southern Miss.

■ Loss,
 ■ Non-Conf,
 ■ S Site,
 ■ Home
 ■ A Away
 N Neutral

Average RPI Win:	297	WON-LOST	WINNING	LAST 10	STRENGTH OF	OPP. STRENGTH	TEAM	ADJ.	CONF.	ADJ CONF.
Average RPI Loss:	155	RECORD	PCT. RANK	GAMES	SCHEDULE	OF SCHEDULE	RPI	RPI	RPI	RPI
DIV. I ONLY	9- 11	205	6- 4	289	308	229	229	30	30	
DIV. I NON-CONF.	1- 6	310	0- 0	50	16	225	225	30	30	
TOTALS	RPI 1-25	RPI 26-50	W-L RECORDS	RPI 51-100	RPI 101-150	RPI 150+				
9- 11	0- 3	0- 0	OVERALL	0- 1	0- 1	9- 6				
5- 2	0- 0	0- 0	HOME	0- 0	0- 0	5- 2				
4- 8	0- 0	0- 0	AWAY	0- 0	0- 0	4- 1				
0- 1	0- 1	0- 0	NEUTRAL	0- 0	0- 0	0- 0				
1- 6	0- 3	0- 0	NON-CONFERENCE	0- 1	0- 1	1- 1				
1- 0	0- 0	0- 0	HOME	0- 0	0- 0	1- 0				
0- 5	0- 2	0- 0	AWAY	0- 1	0- 1	0- 1				
0- 1	0- 1	0- 0	NEUTRAL	0- 0	0- 0	0- 0				
8- 5	0- 0	0- 0	CONFERENCE	0- 0	0- 0	8- 5				
4- 2	0- 0	0- 0	HOME	0- 0	0- 0	4- 2				
4- 3	0- 0	0- 0	AWAY	0- 0	0- 0	4- 3				
0- 0	0- 0	0- 0	NEUTRAL	0- 0	0- 0	0- 0				

RPI 1-25				RPI 26-50				RPI 51-100				RPI 101+ Team's RPI: 229			
RPI	S	Opponent	Score	RPI	S	Opponent	Score	RPI	S	Opponent	Score	RPI	S	Opponent	Score
12	A	UCLA	47 95					56	A	Michigan St.	55 70	149	A	East Carolina	55 62
16	N	Texas A&M	58 81									203	H	Texas Southern	71 77
25	A	Ohio St.	73 108									219	A	Grambling	71 68
												219	H	Grambling	63 70
												220	A	Alabama St.	70 75
												221	H	Bethune-Cookman	61 59
												233	A	South Ala.	48 55
												276	A	Ark.-Pine Bluff	59 63
												276	H	Ark.-Pine Bluff	67 50
												297	A	Alcorn	63 69
												300	H	Prairie View	86 72
												305	A	Mississippi Val.	62 51
												305	H	Mississippi Val.	51 44
												347	A	Jackson St.	85 56
												347	H	Jackson St.	80 61
												349	A	Alabama A&M	66 54
LAST 12 Division I GAMES:															
305	A	Mississippi Val.	62 51	349	A	Alabama A&M	66 54								
276	A	Ark.-Pine Bluff	59 63	305	H	Mississippi Val.	51 44								
347	H	Jackson St.	80 61	276	H	Ark.-Pine Bluff	67 50								
219	H	Grambling	63 70	347	A	Jackson St.	85 56								
297	A	Alcorn	63 69	219	A	Grambling	71 68								
220	A	Alabama St.	70 75	203	H	Texas Southern	71 77								

Non-Div I Games: Spring Hill 68 53

Southern U.

Southern Utah

Through Games Of Feb. 15, 2017

Average RPI Win:	237	WON-LOST	WINNING	LAST 10	STRENGTH OF	OPP. STRENGTH	TEAM	ADJ.	CONF.	ADJ CONF.
Average RPI Loss:	169	RECORD	PCT. RANK	GAMES	SCHEDULE	OF SCHEDULE	RPI	RPI	RPI	RPI
DIV. I ONLY	4- 19	321	0- 10	170	241	288	288	19	19	
DIV. I NON-CONF.	4- 6	209	0- 0	181	203	181	181	18	18	
TOTALS	RPI 1-25	RPI 26-50	W-L RECORDS	RPI 51-100	RPI 101-150	RPI 150+				
4- 19	0- 1	0- 0	OVERALL	0- 2	0- 8	4- 8				
0- 10	0- 0	0- 0	HOME	0- 0	0- 5	0- 5				
4- 9	0- 1	0- 0	AWAY	0- 2	0- 3	4- 3				
0- 0	0- 0	0- 0	NEUTRAL	0- 0	0- 0	0- 0				
4- 6	0- 1	0- 0	NON-CONFERENCE	0- 1	0- 2	4- 2				
0- 3	0- 0	0- 0	HOME	0- 0	0- 1	0- 2				
4- 3	0- 1	0- 0	AWAY	0- 1	0- 1	4- 0				
0- 0	0- 0	0- 0	NEUTRAL	0- 0	0- 0	0- 0				
0- 13	0- 0	0- 0	CONFERENCE	0- 1	0- 6	0- 6				
0- 7	0- 0	0- 0	HOME	0- 0	0- 4	0- 3				
0- 6	0- 0	0- 0	AWAY	0- 1	0- 2	0- 3				
0- 0	0- 0	0- 0	NEUTRAL	0- 0	0- 0	0- 0				

RPI 1-25				RPI 26-50				RPI 51-100				RPI 101+ Team's RPI: 288			
RPI	S	Opponent	Score	RPI	S	Opponent	Score	RPI	S	Opponent	Score	RPI	S	Opponent	Score
9	A	Oregon St.	38 77					55	A	Utah	43 69	102	A	Wyoming	48 68
								71	A	Montana St.	68 71	114	A	Northern Colo.	55 74
												114	H	Northern Colo.	53 83
												116	H	Arizona	65 77
												124	H	Eastern Wash.	66 67
												125	H	Idaho	68 85
												133	A	North Dakota	70 75
												133	H	North Dakota	65 68
												166	A	CSUN	77 71
												177	H	Idaho St.	68 71
												190	A	Utah St.	70 54
												217	H	Weber St.	68 73
												225	H	Grand Canyon	73 76
												256	A	Portland St.	74 81
												264	A	CSU Bakersfield	65 59
												283	A	Sacramento St.	69 81
												304	H	Northern Ariz.	68 77
												326	A	Montana	55 64
												327	A	UC Irvine	70 58
												329	H	Utah Valley	64 70
LAST 12 Division I GAMES:															
				71	A	Montana St.	68 71					124	H	Eastern Wash.	66 67
				326	A	Montana	55 64					125	H	Idaho	68 85
				177	H	Idaho St.	68 71					256	A	Portland St.	74 81
				217	H	Weber St.	68 73					283	A	Sacramento St.	69 81
				114	A	Northern Colo.	55 74					133	H	North Dakota	65 68
				133	A	North Dakota	70 75					114	H	Northern Colo.	53 83

Non-Div I Games: Antelope Valley 89 76

Southern Utah

■ Loss,
 ■ Non-Conf,
 ■ S Site,
 ■ Home
 ■ A Away
 N Neutral

St. Bonaventure

Through Games Of Feb. 15, 2017

Average RPI Win:	225	WON-LOST	WINNING	LAST 10	STRENGTH OF	OPP. STRENGTH	TEAM	ADJ.	CONF.	ADJ CONF.
Average RPI Loss:	138	RECORD	PCT. RANK	GAMES	SCHEDULE	OF SCHEDULE	RPI	RPI	RPI	RPI
DIV. I ONLY	9- 17	256	3- 7	135	175	227	227	12	12	
DIV. I NON-CONF.	5- 7	205	0- 0	179	221	210	210	12	12	
TOTALS	RPI 1-25	RPI 26-50	W-L RECORDS	RPI 51-100	RPI 101-150	RPI 150+				
9- 17	0- 0	0- 0	OVERALL	0- 6	3- 5	6- 6				
6- 6	0- 0	0- 0	HOME	0- 2	2- 2	4- 2				
1- 11	0- 0	0- 0	AWAY	0- 4	0- 3	1- 4				
2- 0	0- 0	0- 0	NEUTRAL	0- 0	1- 0	1- 0				
5- 7	0- 0	0- 0	NON-CONFERENCE	0- 3	2- 1	3- 3				
3- 2	0- 0	0- 0	HOME	0- 1	1- 0	2- 1				
0- 5	0- 0	0- 0	AWAY	0- 2	0- 1	0- 2				
2- 0	0- 0	0- 0	NEUTRAL	0- 0	1- 0	1- 0				
4- 10	0- 0	0- 0	CONFERENCE	0- 3	1- 4	3- 3				
3- 4	0- 0	0- 0	HOME	0- 1	1- 2	2- 1				
1- 6	0- 0	0- 0	AWAY	0- 2	0- 2	1- 2				
0- 0	0- 0	0- 0	NEUTRAL	0- 0	0- 0	0- 0				

RPI 1-25				RPI 26-50				RPI 51-100				RPI 101+				Team's RPI: 227	
RPI	S	Opponent	Score	RPI	S	Opponent	Score	RPI	S	Opponent	Score	RPI	S	Opponent	Score		
								51	A	George Washington	57	63	105	A	Saint Louis	49	64
								54	H	Dayton	60	62	105	H	Saint Louis	58	74
								72	H	Bucknell	35	57	115	A	Delaware	40	43
								78	A	Buffalo	47	68	117	H	Duquesne	69	56
								85	A	Toledo	50	74	118	N	Rider	60	47
								100	A	Saint Joseph's	53	70	127	A	Fordham	45	57
													127	H	Fordham	44	60
													143	H	Albany (NY)	67	59
													164	H	La Salle	45	57
													182	A	George Mason	49	52
													224	A	Niagara	43	65
													230	A	Richmond	54	61
													245	H	Canisius	57	74
													252	H	Colgate	70	57
													253	N	Austin Peay	58	57
													272	H	Stony Brook	51	37
													273	H	Davidson	70	51
													285	A	Eastern Mich.	56	75
													291	A	Massachusetts	55	38
													308	H	Rhode Island	78	69
LAST 12 Division I GAMES:																	
				51	A	George Washington	57	63	117	H	Duquesne	69	56				
				105	H	Saint Louis	58	74	291	A	Massachusetts	55	38				
				164	H	La Salle	45	57	127	H	Fordham	44	60				
				127	A	Fordham	45	57	105	A	Saint Louis	49	64				
				100	A	Saint Joseph's	53	70	230	A	Richmond	54	61				
				273	H	Davidson	70	51	54	H	Dayton	60	62				

Non-Div I Games:

St. Bonaventure

■ Loss,
■ Non-Conf,
■ S Site,
■ H Home
■ A Away
N Neutral

Average RPI Win:	286	WON-LOST	WINNING	LAST 10	STRENGTH OF	OPP. STRENGTH	TEAM	ADJ.	CONF.	ADJ CONF.
Average RPI Loss:	221	RECORD	PCT. RANK	GAMES	SCHEDULE	OF SCHEDULE	RPI	RPI	RPI	RPI
DIV. I ONLY	6- 19	301	2- 8	266	343	322	322	31	31	
DIV. I NON-CONF.	2- 9	293	0- 0	193	259	312	312	32	32	
TOTALS	RPI 1-25	RPI 26-50	W-L RECORDS	RPI 51-100	RPI 101-150	RPI 150+				
6- 19	0- 0	0- 1	OVERALL	0- 1	0- 1	6- 16				
3- 8	0- 0	0- 0	HOME	0- 0	0- 0	3- 8				
3- 10	0- 0	0- 1	AWAY	0- 1	0- 1	3- 7				
0- 1	0- 0	0- 0	NEUTRAL	0- 0	0- 0	0- 1				
2- 9	0- 0	0- 1	NON-CONFERENCE	0- 1	0- 1	2- 6				
2- 2	0- 0	0- 0	HOME	0- 0	0- 0	2- 2				
0- 6	0- 0	0- 1	AWAY	0- 1	0- 1	0- 3				
0- 1	0- 0	0- 0	NEUTRAL	0- 0	0- 0	0- 1				
4- 10	0- 0	0- 0	CONFERENCE	0- 0	0- 0	4- 10				
1- 6	0- 0	0- 0	HOME	0- 0	0- 0	1- 6				
3- 4	0- 0	0- 0	AWAY	0- 0	0- 0	3- 4				
0- 0	0- 0	0- 0	NEUTRAL	0- 0	0- 0	0- 0				

RPI 1-25			RPI 26-50			RPI 51-100			RPI 101+ Team's RPI: 322		
RPI	S	Opponent	Score	RPI	S	Opponent	Score	RPI	S	Opponent	Score
				39	A	James Madison	57 83	82	A	Colorado	54 81
								118	A	Rider	60 77
								158	A	Army West Point	46 69
								159	A	Iona	46 62
								162	N	Boston College	58 73
								195	A	Sacred Heart	58 61
								195	H	Sacred Heart	74 81
								211	H	Monmouth	87 78
								213	A	Robert Morris	56 49
								213	H	Robert Morris	54 61
								246	A	Loyola Maryland	60 69
								255	H	Howard	63 78
								257	A	Saint Francis (PA)	62 79
								257	H	Saint Francis (PA)	59 75
								282	H	Manhattan	52 55
								298	A	Bryant	54 63
								298	H	Bryant	63 47
								303	H	Mt. St. Mary's	44 62
								309	H	Central Conn. St.	53 61
								316	H	Saint Peter's	58 52
								334	A	Wagner	45 58
								337	A	LIU Brooklyn	56 54
								340	A	Fairleigh Dickinson	66 59
								340	H	Fairleigh Dickinson	58 59
LAST 12 Division I GAMES:											
195	A	Sacred Heart	58 61	340	A	Fairleigh Dickinson	66 59				
298	A	Bryant	54 63	303	H	Mt. St. Mary's	44 62				
257	H	Saint Francis (PA)	59 75	195	H	Sacred Heart	74 81				
213	H	Robert Morris	54 61	337	A	LIU Brooklyn	56 54				
334	A	Wagner	45 58	257	A	Saint Francis (PA)	62 79				
340	H	Fairleigh Dickinson	58 59	213	A	Robert Morris	56 49				

Non-Div I Games:

St. Francis Brooklyn

■ Loss,
 ■ Non-Conf,
 ■ S Site,
 ■ Home
 ■ A Away
 N Neutral

Average RPI Win:	150	WON-LOST	WINNING	LAST 10	STRENGTH OF	OPP. STRENGTH	TEAM	ADJ.	CONF.	ADJ CONF.
Average RPI Loss:	58	RECORD	PCT. RANK	GAMES	SCHEDULE	OF SCHEDULE	RPI	RPI	RPI	RPI
DIV. I ONLY	17- 9	91	6- 4	77	49	74	74	7	7	
DIV. I NON-CONF.	8- 3	67	0- 0	136	42	88	88	7	7	
TOTALS	RPI 1-25	RPI 26-50	W-L RECORDS	RPI 51-100	RPI 101-150	RPI 150+				
17- 9	0- 5	5- 0	OVERALL	1- 2	3- 1	8- 1				
10- 5	0- 3	3- 0	HOME	0- 1	1- 1	6- 0				
6- 3	0- 1	2- 0	AWAY	0- 1	2- 0	2- 1				
1- 1	0- 1	0- 0	NEUTRAL	1- 0	0- 0	0- 0				
8- 3	0- 2	1- 0	NON-CONFERENCE	1- 0	3- 1	3- 0				
5- 2	0- 1	1- 0	HOME	0- 0	1- 1	3- 0				
2- 0	0- 0	0- 0	AWAY	0- 0	2- 0	0- 0				
1- 1	0- 1	0- 0	NEUTRAL	1- 0	0- 0	0- 0				
9- 6	0- 3	4- 0	CONFERENCE	0- 2	0- 0	5- 1				
5- 3	0- 2	2- 0	HOME	0- 1	0- 0	3- 0				
4- 3	0- 1	2- 0	AWAY	0- 1	0- 0	2- 1				
0- 0	0- 0	0- 0	NEUTRAL	0- 0	0- 0	0- 0				

RPI 1-25				RPI 26-50				RPI 51-100				RPI 101+			
RPI	S	Opponent	Score	RPI	S	Opponent	Score	RPI	S	Opponent	Score	RPI	S	Opponent	Score
18	A	DePaul	51 54	39	H	James Madison	74 63	53	A	Villanova	50 55	117	H	Duquesne	65 71
18	H	DePaul	66 78	43	A	Marquette	82 72	53	H	Villanova	56 67	127	A	Fordham	59 45
19	H	Miami (FL)	50 62	43	H	Marquette	70 64	69	N	Virginia	66 55	128	A	William & Mary	73 57
21	H	Creighton	43 55	49	A	Georgetown	71 66					143	H	Albany (NY)	54 36
24	N	Arizona St.	41 54	49	H	Georgetown	65 54					168	H	Providence	60 50
												181	A	Xavier	65 48
												181	H	Xavier	64 55
												198	A	Seton Hall	59 64
												200	H	Rutgers	65 39
												238	A	Butler	62 41
												238	H	Butler	62 55
												315	H	Lafayette	64 46
												334	H	Wagner	62 34
LAST 12 Division I GAMES:															
49	H	Georgetown	65 54	168	H	Providence	60 50								
53	H	Villanova	56 67	21	H	Creighton	43 55								
43	A	Marquette	82 72	53	A	Villanova	50 55								
18	A	DePaul	51 54	49	A	Georgetown	71 66								
181	H	Xavier	64 55	18	H	DePaul	66 78								
238	H	Butler	62 55	43	H	Marquette	70 64								

Non-Div I Games:

St. John's (NY)

■ Loss,
 ■ Non-Conf,
 ■ S Site,
 ■ H Home
 ■ A Away
 N Neutral

St. Mary's (CA)

Through Games Of Feb. 15, 2017

Average RPI Win:	205	WON-LOST	WINNING	LAST 10	STRENGTH OF	OPP. STRENGTH	TEAM	ADJ.	CONF.	ADJ CONF.
Average RPI Loss:	102	RECORD	PCT. RANK	GAMES	SCHEDULE	OF SCHEDULE	RPI	RPI	RPI	RPI
DIV. I ONLY	15- 10	114	8- 2	173	111	122	122	14	14	
DIV. I NON-CONF.	5- 6	186	0- 0	130	49	147	147	13	13	
TOTALS	RPI 1-25	RPI 26-50	W-L RECORDS	RPI 51-100	RPI 101-150	RPI 150+				
15- 10	0- 0	0- 0	OVERALL	0- 7	1- 1	14- 2				
7- 5	0- 0	0- 0	HOME	0- 4	1- 0	6- 1				
8- 5	0- 0	0- 0	AWAY	0- 3	0- 1	8- 1				
0- 0	0- 0	0- 0	NEUTRAL	0- 0	0- 0	0- 0				
5- 6	0- 0	0- 0	NON-CONFERENCE	0- 4	1- 1	4- 1				
1- 4	0- 0	0- 0	HOME	0- 3	1- 0	0- 1				
4- 2	0- 0	0- 0	AWAY	0- 1	0- 1	4- 0				
0- 0	0- 0	0- 0	NEUTRAL	0- 0	0- 0	0- 0				
10- 4	0- 0	0- 0	CONFERENCE	0- 3	0- 0	10- 1				
6- 1	0- 0	0- 0	HOME	0- 1	0- 0	6- 0				
4- 3	0- 0	0- 0	AWAY	0- 2	0- 0	4- 1				
0- 0	0- 0	0- 0	NEUTRAL	0- 0	0- 0	0- 0				

RPI 1-25				RPI 26-50				RPI 51-100				RPI 101+				Team's RPI: 122	
RPI	S	Opponent	Score	RPI	S	Opponent	Score	RPI	S	Opponent	Score	RPI	S	Opponent	Score		
								55	H	Utah	62	63	103	A	UC Davis	66	68
								64	A	Gonzaga	58	59	114	H	Northern Colo.	75	65
								64	H	Gonzaga	75	79	152	H	Santa Clara	55	53
								68	H	California	67	74	156	A	San Francisco	64	62
								87	H	Boise St.	78	83	156	H	San Francisco	75	72
								88	A	Washington St.	69	85	162	A	Boston College	62	54
								93	A	BYU	65	70	166	H	CSUN	61	73
													179	A	Northeastern	77	53
													192	A	San Jose St.	85	64
													212	H	Loyola Marymount	74	59
													218	A	Pacific	63	54
													218	H	Pacific	82	74
													234	A	San Diego	71	73
													234	H	San Diego	77	65
													258	A	Cal Poly	79	71
													269	A	Portland	75	65
													269	H	Portland	92	76
													290	A	Pepperdine	81	60
LAST 12 Division I GAMES:																	
				64	A	Gonzaga	58	59					290	A	Pepperdine	81	60
				269	A	Portland	75	65					218	A	Pacific	63	54
				234	H	San Diego	77	65					64	H	Gonzaga	75	79
				218	H	Pacific	82	74					269	H	Portland	92	76
				152	H	Santa Clara	55	53					156	H	San Francisco	75	72
				156	A	San Francisco	64	62					93	A	BYU	65	70

Non-Div I Games:

St. Mary's (CA)

■ Loss,
 ■ Non-Conf,
 ■ S Site,
 ■ H Home
 ■ A Away
 N Neutral

Average RPI Win:	101	WON-LOST	WINNING	LAST 10	STRENGTH OF	OPP. STRENGTH	TEAM	ADJ.	CONF.	ADJ CONF.
Average RPI Loss:	25	RECORD	PCT. RANK	GAMES	SCHEDULE	OF SCHEDULE	RPI	RPI	RPI	RPI
DIV. I ONLY	22- 4	11	9- 1	14	13	11	11	1	1	
DIV. I NON-CONF.	10- 2	32	0- 0	30	76	13	13	1	1	
TOTALS	RPI 1-25	RPI 26-50	W-L RECORDS	RPI 51-100	RPI 101-150	RPI 150+				
22- 4	4- 3	1- 0	OVERALL	8- 1	4- 0	5- 0				
11- 3	2- 2	1- 0	HOME	3- 1	3- 0	2- 0				
8- 1	2- 1	0- 0	AWAY	4- 0	1- 0	1- 0				
3- 0	0- 0	0- 0	NEUTRAL	1- 0	0- 0	2- 0				
10- 2	1- 1	0- 0	NON-CONFERENCE	2- 1	2- 0	5- 0				
5- 1	1- 0	0- 0	HOME	0- 1	2- 0	2- 0				
2- 1	0- 1	0- 0	AWAY	1- 0	0- 0	1- 0				
3- 0	0- 0	0- 0	NEUTRAL	1- 0	0- 0	2- 0				
12- 2	3- 2	1- 0	CONFERENCE	6- 0	2- 0	0- 0				
6- 2	1- 2	1- 0	HOME	3- 0	1- 0	0- 0				
6- 0	2- 0	0- 0	AWAY	3- 0	1- 0	0- 0				
0- 0	0- 0	0- 0	NEUTRAL	0- 0	0- 0	0- 0				

RPI S	Opponent	Score	RPI S	Opponent	Score	RPI S	Opponent	Score	RPI S	Opponent	Score
5	H Texas	71 59	35	H Oregon	81 60	51	A George Washington	71 52	103	H UC Davis	68 42
7	A Washington	72 68				55	A Utah	77 58	116	A Arizona	77 55
9	H Oregon St.	69 72				55	H Utah	87 51	116	H Arizona	73 46
12	H UCLA	76 85				57	H Southern California	58 42	138	H Yale	102 44
14	A Tennessee	51 59				64	H Gonzaga	63 68	166	H CSUN	88 54
24	A Arizona St.	64 57				82	A Colorado	84 70	179	N Northeastern	74 45
24	H Arizona St.	66 56				82	H Colorado	64 51	207	N Wichita St.	87 39
						88	A Washington St.	76 54	258	H Cal Poly	83 55
						99	N Purdue	78 69	264	A CSU Bakersfield	77 56
LAST 12 Division I GAMES:											
55	H Utah	87 51	24	H Arizona St.	66 56						
82	H Colorado	64 51	116	H Arizona	73 46						
12	H UCLA	76 85	82	A Colorado	84 70						
57	H Southern California	58 42	55	A Utah	77 58						
7	A Washington	72 68	9	H Oregon St.	69 72						
88	A Washington St.	76 54	35	H Oregon	81 60						

Non-Div I Games:

Stanford

■ Loss,
■ Non-Conf,
■ S Site,
■ H Home
■ A Away
N Neutral

Stetson

Stetson

Page 279

Stony Brook

Through Games Of Feb. 15, 2017

Average RPI Win:	264	WON-LOST	WINNING	LAST 10	STRENGTH OF	OPP. STRENGTH	TEAM	ADJ.	CONF.	ADJ CONF.
Average RPI Loss:	163	RECORD	PCT. RANK	GAMES	SCHEDULE	OF SCHEDULE	RPI	RPI	RPI	RPI
DIV. I ONLY	9- 16	245	2- 8	247	256	272	272	22	22	
DIV. I NON-CONF.	6- 6	165	0- 0	298	281	232	232	22	22	
TOTALS	RPI 1-25	RPI 26-50	W-L RECORDS	RPI 51-100	RPI 101-150	RPI 150+				
9- 16	0- 0	0- 2	OVERALL	0- 2	2- 3	7- 9				
5- 6	0- 0	0- 1	HOME	0- 1	2- 1	3- 3				
3- 9	0- 0	0- 0	AWAY	0- 1	0- 2	3- 6				
1- 1	0- 0	0- 1	NEUTRAL	0- 0	0- 0	1- 0				
6- 6	0- 0	0- 2	NON-CONFERENCE	0- 0	1- 0	5- 4				
3- 2	0- 0	0- 1	HOME	0- 0	1- 0	2- 1				
2- 3	0- 0	0- 0	AWAY	0- 0	0- 0	2- 3				
1- 1	0- 0	0- 1	NEUTRAL	0- 0	0- 0	1- 0				
3- 10	0- 0	0- 0	CONFERENCE	0- 2	1- 3	2- 5				
2- 4	0- 0	0- 0	HOME	0- 1	1- 1	1- 2				
1- 6	0- 0	0- 0	AWAY	0- 1	0- 2	1- 3				
0- 0	0- 0	0- 0	NEUTRAL	0- 0	0- 0	0- 0				

RPI S	Opponent	Score	RPI S	Opponent	Score	RPI S	Opponent	Score	RPI S	Opponent	Score	Team's RPI: 272
32	H Syracuse	60 78	86	A New Hampshire	46 49	129	H Cornell	66 65				
42	N Indiana	60 74	86	H New Hampshire	45 56	132	A Maine	71 78				
						132	H Maine	55 41				
						143	A Albany (NY)	54 64				
						143	H Albany (NY)	57 75				
						159	A Iona	46 57				
						173	A Hartford	52 65				
						173	H Hartford	40 62				
						178	H Columbia	55 53				
						189	H Hofstra	64 67				
						197	H Binghamton	40 48				
						206	A UMBC	61 67				
						227	A St. Bonaventure	37 51				
						281	A Vermont	43 53				
						282	A Manhattan	55 50				
						309	A Central Conn. St.	64 59				
						318	H UMKC	57 55				
						337	A LIU Brooklyn	48 58				
						343	A UMass Lowell	86 44				
						343	H UMass Lowell	83 53				
						344	N Florida A&M	80 49				
LAST 12 Division I GAMES:												
173	H Hartford	40 62	206	A UMBC	61 67							
132	A Maine	71 78	197	H Binghamton	40 48							
343	A UMass Lowell	86 44	173	A Hartford	52 65							
143	H Albany (NY)	57 75	343	H UMass Lowell	83 53							
86	H New Hampshire	45 56	132	H Maine	55 41							
281	A Vermont	43 53	143	A Albany (NY)	54 64							

Non-Div I Games: Molloy 62 53

Stony Brook

Loss, Non-Conf, S Site, H Home A Away N Neutral

Average RPI Win:	151	WON-LOST	WINNING	LAST 10	STRENGTH OF	OPP. STRENGTH	TEAM	ADJ.	CONF.	ADJ CONF.
Average RPI Loss:	25	RECORD	PCT. RANK	GAMES	SCHEDULE	OF SCHEDULE	RPI	RPI	RPI	RPI
DIV. I ONLY	18- 8	72	7- 3	45	41	32	32	3	3	
DIV. I NON-CONF.	9- 4	85	0- 0	118	92	82	82	4	4	
TOTALS	RPI 1-25	RPI 26-50	W-L RECORDS	RPI 51-100	RPI 101-150	RPI 150+				
18- 8	1- 6	1- 1	OVERALL	4- 1	3- 0	9- 0				
12- 0	1- 0	1- 0	HOME	2- 0	1- 0	7- 0				
4- 5	0- 3	0- 1	AWAY	1- 1	1- 0	2- 0				
2- 3	0- 3	0- 0	NEUTRAL	1- 0	1- 0	0- 0				
9- 4	0- 3	0- 0	NON-CONFERENCE	2- 1	1- 0	6- 0				
6- 0	0- 0	0- 0	HOME	1- 0	0- 0	5- 0				
1- 1	0- 0	0- 0	AWAY	0- 1	0- 0	1- 0				
2- 3	0- 3	0- 0	NEUTRAL	1- 0	1- 0	0- 0				
9- 4	1- 3	1- 1	CONFERENCE	2- 0	2- 0	3- 0				
6- 0	1- 0	1- 0	HOME	1- 0	1- 0	2- 0				
3- 4	0- 3	0- 1	AWAY	1- 0	1- 0	1- 0				
0- 0	0- 0	0- 0	NEUTRAL	0- 0	0- 0	0- 0				

RPI 1-25				RPI 26-50				Team's RPI: 32				RPI 51-100				RPI 101+			
RPI	S	Opponent	Score	RPI	S	Opponent	Score	RPI	S	Opponent	Score	RPI	S	Opponent	Score	RPI	S	Opponent	Score
6	A	Florida St.	58 77	28	H	North Carolina St.	85 75	51	N	George Washington	74 71	108	A	Clemson	88 62				
10	A	Duke	55 72	46	A	Georgia Tech	66 75	56	H	Michigan St.	75 64	110	H	North Carolina	95 64				
13	A	Louisville	76 91					60	A	Virginia Tech	82 72	130	N	Old Dominion	92 66				
16	N	Texas A&M	84 105					66	A	Drexel	61 62	153	H	Pittsburgh	93 65				
18	N	DePaul	84 108					69	H	Virginia	54 49	162	A	Boston College	72 45				
19	H	Miami (FL)	81 48									162	H	Boston College	79 52				
25	N	Ohio St.	72 77									194	H	Siena	102 65				
LAST 12 Division I GAMES:																			
110	H	North Carolina	95 64	6	A	Florida St.	58 77	46	A	Georgia Tech	66 75	108	A	Clemson	88 62				
10	A	Duke	55 72	28	H	North Carolina St.	85 75	56	H	Boston College	79 52	110	H	North Carolina	95 64				
162	A	Boston College	72 45	51	N	George Washington	74 71	60	A	Virginia Tech	82 72	130	N	Old Dominion	92 66				
153	H	Pittsburgh	93 65	46	A	Georgia Tech	66 75	66	A	Drexel	61 62	153	H	Pittsburgh	93 65				
60	A	Virginia Tech	82 72					69	H	Virginia	54 49	162	A	Boston College	72 45				
19	H	Miami (FL)	81 48									162	H	Boston College	79 52				

Non-Div I Games:

Syracuse

■ Loss,
■ Non-Conf,
■ S Site,
■ H Home
■ A Away
N Neutral

Average RPI Win:	204	WON-LOST	WINNING	LAST 10	STRENGTH OF	OPP. STRENGTH	TEAM	ADJ.	CONF.	ADJ CONF.
Average RPI Loss:	30	RECORD	PCT. RANK	GAMES	SCHEDULE	OF SCHEDULE	RPI	RPI	RPI	RPI
DIV. I ONLY	12- 13	185	4- 6	58	23	123	123	4	4	
DIV. I NON-CONF.	8- 3	67	0- 0	207	145	125	125	3	3	
TOTALS	RPI 1-25	RPI 26-50	W-L RECORDS	RPI 51-100	RPI 101-150	RPI 150+				
12- 13	0- 8	0- 2	OVERALL	3- 3	2- 0	7- 0				
11- 5	0- 3	0- 1	HOME	3- 1	1- 0	7- 0				
1- 8	0- 5	0- 1	AWAY	0- 2	1- 0	0- 0				
0- 0	0- 0	0- 0	NEUTRAL	0- 0	0- 0	0- 0				
8- 3	0- 2	0- 1	NON-CONFERENCE	1- 0	0- 0	7- 0				
8- 1	0- 1	0- 0	HOME	1- 0	0- 0	7- 0				
0- 2	0- 1	0- 1	AWAY	0- 0	0- 0	0- 0				
0- 0	0- 0	0- 0	NEUTRAL	0- 0	0- 0	0- 0				
4- 10	0- 6	0- 1	CONFERENCE	2- 3	2- 0	0- 0				
3- 4	0- 2	0- 1	HOME	2- 1	1- 0	0- 0				
1- 6	0- 4	0- 0	AWAY	0- 2	1- 0	0- 0				
0- 0	0- 0	0- 0	NEUTRAL	0- 0	0- 0	0- 0				

RPI	S	Opponent	Score	RPI	S	Opponent	Score	RPI	S	Opponent	Score	RPI	S	Opponent	Score	Team's RPI: 123
2	A	Notre Dame	59 92	30	A	LSU	61 67	75	A	Oklahoma St.	70 88	147	A	Kansas	80 68	
5	A	Texas	54 83	50	H	West Virginia	61 83	75	H	Oklahoma St.	67 82	147	H	Kansas	83 68	
5	H	Texas	69 77					77	A	Iowa St.	69 72	203	H	Texas Southern	77 48	
8	A	Baylor	54 77					77	H	Iowa St.	80 75	219	H	Grambling	83 47	
8	H	Baylor	73 91					89	H	SMU	76 67	238	H	Butler	73 47	
16	H	Texas A&M	67 75					92	H	Texas Tech	76 62	266	H	McNeese	74 70	
17	A	Oklahoma	72 87									297	H	Alcorn	95 39	
22	A	Kansas St.	63 74									333	H	Incarnate Word	88 40	
												338	H	Sam Houston St.	81 37	
LAST 12 Division I GAMES:																
75	A	Oklahoma St.	70 88	147	H	Kansas	83 68									
8	H	Baylor	73 91	22	A	Kansas St.	63 74									
92	H	Texas Tech	76 62	77	H	Iowa St.	80 75									
147	A	Kansas	80 68	8	A	Baylor	54 77									
77	A	Iowa St.	69 72	5	A	Texas	54 83									
5	H	Texas	69 77	75	H	Oklahoma St.	67 82									

Non-Div I Games:

TCU

■ Loss,
 ■ Non-Conf, S Site,
 ■ Home
 ■ Away
 N Neutral

Average RPI Win:	131	WON-LOST	WINNING	LAST 10	STRENGTH OF	OPP. STRENGTH	TEAM	ADJ.	CONF.	ADJ CONF.
Average RPI Loss:	58	RECORD	PCT. RANK	GAMES	SCHEDULE	OF SCHEDULE	RPI	RPI	RPI	RPI
DIV. I ONLY	20- 5	22	8- 2	63	36	23	23	5	5	
DIV. I NON-CONF.	10- 3	54	1- 0	65	58	23	23	5	5	
TOTALS	RPI 1-25	RPI 26-50	W-L RECORDS	RPI 51-100	RPI 101-150	RPI 150+				
20- 5	1- 1	3- 2	OVERALL	4- 1	4- 0	8- 1				
10- 2	1- 1	2- 1	HOME	1- 0	2- 0	4- 0				
10- 2	0- 0	1- 1	AWAY	3- 0	2- 0	4- 1				
0- 1	0- 0	0- 0	NEUTRAL	0- 1	0- 0	0- 0				
10- 3	1- 0	1- 1	NON-CONFERENCE	3- 1	0- 0	5- 1				
5- 0	1- 0	1- 0	HOME	0- 0	0- 0	3- 0				
5- 2	0- 0	0- 1	AWAY	3- 0	0- 0	2- 1				
0- 1	0- 0	0- 0	NEUTRAL	0- 1	0- 0	0- 0				
10- 2	0- 1	2- 1	CONFERENCE	1- 0	4- 0	3- 0				
5- 2	0- 1	1- 1	HOME	1- 0	2- 0	1- 0				
5- 0	0- 0	1- 0	AWAY	0- 0	2- 0	2- 0				
0- 0	0- 0	0- 0	NEUTRAL	0- 0	0- 0	0- 0				

RPI	S	Opponent	Score	RPI	S	Opponent	Score	RPI	S	Opponent	Score	RPI	S	Opponent	Score
1	H	UConn	69 97	27	A	Harvard	62 73	53	A	Villanova	83 48	140	A	Memphis	73 67
18	H	DePaul	84 74	33	H	South Fla.	51 55	61	N	Florida	76 83	140	H	Memphis	66 51
				40	A	Tulane	76 50	89	H	SMU	66 52	149	A	East Carolina	76 43
				40	H	Tulane	86 71	91	A	Penn	63 53	149	H	East Carolina	78 47
				45	H	Quinnipiac	71 68	100	A	Saint Joseph's	86 70	154	A	Tulsa	58 49
												154	H	Tulsa	70 43
												164	H	La Salle	86 70
												170	A	Hampton	65 71
												172	H	Fairfield	73 59
												175	A	Houston	69 57
												200	A	Rutgers	48 37
												274	A	Kennesaw St.	79 38
												281	H	Vermont	53 39
LAST 12 Division I GAMES:															
89	H	SMU	66 52	91	A	Penn	63 53	140	H	Memphis	66 51	175	A	Houston	69 57
149	A	East Carolina	76 43	140	H	Memphis	66 51	154	A	Tulsa	58 49	149	H	East Carolina	78 47
154	H	Tulsa	70 43	175	A	Houston	69 57	154	A	Tulsa	58 49	40	A	Tulane	76 50
40	A	Tulane	76 50	154	A	Tulsa	58 49	1	H	UConn	69 97	33	H	South Fla.	51 55
1	H	UConn	69 97	149	H	East Carolina	78 47	40	H	Tulane	86 71				
33	H	South Fla.	51 55	40	H	Tulane	86 71								

Non-Div I Games:

Temple

Tennessee

Through Games Of Feb. 15, 2017

Average RPI Win:	92	WON-LOST	WINNING	LAST 10	STRENGTH OF	OPP. STRENGTH	TEAM	ADJ.	CONF.	ADJ CONF.
Average RPI Loss:	46	RECORD	PCT. RANK	GAMES	SCHEDULE	OF SCHEDULE	RPI	RPI	RPI	RPI
DIV. I ONLY	16- 9	97	6- 4	3	8	14	14	2	2	
DIV. I NON-CONF.	9- 4	85	1- 0	3	38	7	7	2	2	
TOTALS	RPI 1-25	RPI 26-50	W-L RECORDS	RPI 51-100	RPI 101-150	RPI 150+				
16- 9	4- 4	3- 1	OVERALL	3- 3	2- 1	4- 0				
11- 3	3- 3	2- 0	HOME	1- 0	2- 0	3- 0				
5- 6	1- 1	1- 1	AWAY	2- 3	0- 1	1- 0				
0- 0	0- 0	0- 0	NEUTRAL	0- 0	0- 0	0- 0				
9- 4	2- 2	1- 0	NON-CONFERENCE	0- 2	2- 0	4- 0				
7- 1	2- 1	0- 0	HOME	0- 0	2- 0	3- 0				
2- 3	0- 1	1- 0	AWAY	0- 2	0- 0	1- 0				
0- 0	0- 0	0- 0	NEUTRAL	0- 0	0- 0	0- 0				
7- 5	2- 2	2- 1	CONFERENCE	3- 1	0- 1	0- 0				
4- 2	1- 2	2- 0	HOME	1- 0	0- 0	0- 0				
3- 3	1- 0	0- 1	AWAY	2- 1	0- 1	0- 0				
0- 0	0- 0	0- 0	NEUTRAL	0- 0	0- 0	0- 0				

RPI	S	Opponent	Score	RPI	S	Opponent	Score	RPI	S	Opponent	Score	RPI	S	Opponent	Score
2	H	Notre Dame	71 69	26	H	Missouri	77 66	60	A	Virginia Tech	63 67	108	H	Troy	110 84
3	A	South Carolina	76 74	30	H	LSU	77 58	61	A	Florida	84 75	112	A	Ole Miss	62 67
4	H	Mississippi St.	64 74	37	A	Auburn	61 79	73	A	Penn St.	56 70	126	H	Navy	85 55
5	A	Texas	67 72	39	A	James Madison	81 69	95	A	Georgia	78 81	187	A	ETSU	83 58
8	H	Baylor	66 88					97	A	Vanderbilt	70 57	196	H	Appalachian St.	92 66
11	H	Stanford	59 51					97	H	Vanderbilt	91 63	208	H	UNCW	90 54
15	H	Kentucky	72 65									268	H	Tennessee St.	86 36
16	H	Texas A&M	59 61												
LAST 12 Division I GAMES:															
16	H	Texas A&M	59 61	97	H	Vanderbilt	91 63								
26	H	Missouri	77 66	37	A	Auburn	61 79								
95	A	Georgia	78 81	2	H	Notre Dame	71 69								
30	H	LSU	77 58	112	A	Ole Miss	62 67								
3	A	South Carolina	76 74	4	H	Mississippi St.	64 74								
61	A	Florida	84 75	97	A	Vanderbilt	70 57								

Non-Div I Games:

Tennessee

■ Loss,
 ■ Non-Conf, S Site,
 ■ Home
 ■ Away
 N Neutral

Average RPI Win:	245	WON-LOST	WINNING	LAST 10	STRENGTH OF	OPP. STRENGTH	TEAM	ADJ.	CONF.	ADJ CONF.
Average RPI Loss:	191	RECORD	PCT. RANK	GAMES	SCHEDULE	OF SCHEDULE	RPI	RPI	RPI	RPI
DIV. I ONLY	8- 15	252	2- 8	245	258	268	268	26	26	
DIV. I NON-CONF.	4- 5	198	0- 0	227	81	163	163	26	26	
TOTALS	RPI 1-25	RPI 26-50	W-L RECORDS	RPI 51-100	RPI 101-150	RPI 150+				
8- 15	0- 1	0- 0	OVERALL	0- 3	1- 0	7- 11				
5- 3	0- 0	0- 0	HOME	0- 1	0- 0	5- 2				
2- 11	0- 1	0- 0	AWAY	0- 2	1- 0	1- 8				
1- 1	0- 0	0- 0	NEUTRAL	0- 0	0- 0	1- 1				
4- 5	0- 1	0- 0	NON-CONFERENCE	0- 2	1- 0	3- 2				
1- 0	0- 0	0- 0	HOME	0- 0	0- 0	1- 0				
2- 4	0- 1	0- 0	AWAY	0- 2	1- 0	1- 1				
1- 1	0- 0	0- 0	NEUTRAL	0- 0	0- 0	1- 1				
4- 10	0- 0	0- 0	CONFERENCE	0- 1	0- 0	4- 9				
4- 3	0- 0	0- 0	HOME	0- 1	0- 0	4- 2				
0- 7	0- 0	0- 0	AWAY	0- 0	0- 0	0- 7				
0- 0	0- 0	0- 0	NEUTRAL	0- 0	0- 0	0- 0				

RPI S	Opponent	Score	RPI S	Opponent	Score	RPI S	Opponent	Score	RPI S	Opponent	Score	Team's RPI: 268
14	A Tennessee	36 86				75	A Oklahoma St.	48 86	119	A Stetson	56 50	
						75	H Belmont	60 70	181	A Xavier	54 63	
						84	A UNLV	48 69	191	A Morehead St.	74 87	
									191	H Morehead St.	69 66	
									201	N Wisconsin	70 80	
									216	A SIUE	52 73	
									221	N Bethune-Cookman	69 60	
									232	A Murray St.	72 80	
									247	H UT Martin	85 80	
									251	A Jacksonville St.	56 69	
									251	H Jacksonville St.	64 51	
									253	A Austin Peay	63 79	
									260	A Tennessee Tech	59 64	
									260	H Tennessee Tech	59 72	
									270	H Southeast Mo. St.	67 75	
									296	A Lipscomb	77 71	
									302	A Eastern Ky.	62 66	
									312	H Eastern Ill.	69 58	
									323	H Arkansas St.	76 66	
LAST 12 Division I GAMES:												
191	A	Morehead St.	74	87	216	A	SIUE	52	73			
251	A	Jacksonville St.	56	69	251	H	Jacksonville St.	64	51			
260	H	Tennessee Tech	59	72	260	A	Tennessee Tech	59	64			
253	A	Austin Peay	63	79	302	A	Eastern Ky.	62	66			
312	H	Eastern Ill.	69	58	191	H	Morehead St.	69	66			
75	H	Belmont	60	70	247	H	UT Martin	85	80			

Non-Div I Games: Fisk 97 41

Tennessee St.

■ Loss,
 ■ Non-Conf,
 ■ S Site,
 ■ H Home
 ■ A Away
 N Neutral

Tennessee Tech

Through Games Of Feb. 15, 2017

Average RPI Win:	272	WON-LOST	WINNING	LAST 10	STRENGTH OF	OPP. STRENGTH	TEAM	ADJ.	CONF.	ADJ CONF.
Average RPI Loss:	170	RECORD	PCT. RANK	GAMES	SCHEDULE	OF SCHEDULE	RPI	RPI	RPI	RPI
DIV. I ONLY	9- 16	245	6- 4	211	289	260	260	26	26	
DIV. I NON-CONF.	2- 10	305	0- 0	213	264	309	309	26	26	
TOTALS	RPI 1-25	RPI 26-50	W-L RECORDS	RPI 51-100	RPI 101-150	RPI 150+				
9- 16	0- 0	0- 0	OVERALL	0- 5	0- 2	9- 9				
6- 6	0- 0	0- 0	HOME	0- 2	0- 0	6- 4				
3- 10	0- 0	0- 0	AWAY	0- 3	0- 2	3- 5				
0- 0	0- 0	0- 0	NEUTRAL	0- 0	0- 0	0- 0				
2- 10	0- 0	0- 0	NON-CONFERENCE	0- 3	0- 2	2- 5				
1- 4	0- 0	0- 0	HOME	0- 1	0- 0	1- 3				
1- 6	0- 0	0- 0	AWAY	0- 2	0- 2	1- 2				
0- 0	0- 0	0- 0	NEUTRAL	0- 0	0- 0	0- 0				
7- 6	0- 0	0- 0	CONFERENCE	0- 2	0- 0	7- 4				
5- 2	0- 0	0- 0	HOME	0- 1	0- 0	5- 1				
2- 4	0- 0	0- 0	AWAY	0- 1	0- 0	2- 3				
0- 0	0- 0	0- 0	NEUTRAL	0- 0	0- 0	0- 0				

RPI 1-25				RPI 26-50				RPI 51-100				RPI 101+				Team's RPI: 260	
RPI	S	Opponent	Score	RPI	S	Opponent	Score	RPI	S	Opponent	Score	RPI	S	Opponent	Score		
								62	A	IUPUI	63	77	135	A	Radford	46	79
								65	H	Middle Tenn.	62	73	141	A	Cincinnati	38	60
								75	A	Belmont	75	89	151	H	Wright St.	54	65
								75	H	Belmont	66	85	187	H	ETSU	76	82
								97	A	Vanderbilt	57	89	191	A	Morehead St.	65	79
													216	A	SIUE	49	60
													223	H	UNCG	59	65
													232	H	Murray St.	72	54
													235	A	UNC Asheville	65	77
													247	H	UT Martin	81	71
													251	H	Jacksonville St.	56	54
													253	H	Austin Peay	84	87
													268	A	Tennessee St.	72	59
													268	H	Tennessee St.	64	59
													270	A	Southeast Mo. St.	74	63
													284	H	Northern Ky.	55	40
													296	A	Lipscomb	69	71
													302	H	Eastern Ky.	53	51
													312	A	Eastern Ill.	46	54
													328	A	Winthrop	73	50
LAST 12 Division I GAMES:																	
				75	H	Belmont	66	85	75	A	Belmont	75	89				
				268	A	Tennessee St.	72	59	268	H	Tennessee St.	64	59				
				312	A	Eastern Ill.	46	54	251	H	Jacksonville St.	56	54				
				247	H	UT Martin	81	71	232	H	Murray St.	72	54				
				302	H	Eastern Ky.	53	51	253	H	Austin Peay	84	87				
				191	A	Morehead St.	65	79	216	A	SIUE	49	60				

Non-Div I Games: Tenn. Wesleyan 54 41

Tennessee Tech

■ Loss,
 ■ Non-Conf,
 ■ S Site,
 ■ H Home
 ■ A Away
 N Neutral

Average RPI Win:	113	WON-LOST	WINNING	LAST 10	STRENGTH OF	OPP. STRENGTH	TEAM	ADJ.	CONF.	ADJ CONF.
Average RPI Loss:	5	RECORD	PCT. RANK	GAMES	SCHEDULE	OF SCHEDULE	RPI	RPI	RPI	RPI
DIV. I ONLY	21- 4	13	10- 0	11	3	5	5	4	4	
DIV. I NON-CONF.	7- 4	114	1- 0	5	14	27	27	3	3	
TOTALS	RPI 1-25	RPI 26-50	W-L RECORDS	RPI 51-100	RPI 101-150	RPI 150+				
21- 4	5- 4	2- 0	OVERALL	5- 0	4- 0	5- 0				
13- 1	3- 1	1- 0	HOME	2- 0	2- 0	5- 0				
8- 2	2- 2	1- 0	AWAY	3- 0	2- 0	0- 0				
0- 1	0- 1	0- 0	NEUTRAL	0- 0	0- 0	0- 0				
7- 4	2- 4	0- 0	NON-CONFERENCE	0- 0	0- 0	5- 0				
6- 1	1- 1	0- 0	HOME	0- 0	0- 0	5- 0				
1- 2	1- 2	0- 0	AWAY	0- 0	0- 0	0- 0				
0- 1	0- 1	0- 0	NEUTRAL	0- 0	0- 0	0- 0				
14- 0	3- 0	2- 0	CONFERENCE	5- 0	4- 0	0- 0				
7- 0	2- 0	1- 0	HOME	2- 0	2- 0	0- 0				
7- 0	1- 0	1- 0	AWAY	3- 0	2- 0	0- 0				
0- 0	0- 0	0- 0	NEUTRAL	0- 0	0- 0	0- 0				

RPI	S	Opponent	Score	RPI	S	Opponent	Score	RPI	S	Opponent	Score	RPI	S	Opponent	Score
1	N	UConn	54 72	50	A	West Virginia	73 63	75	A	Oklahoma St.	85 71	123	A	TCU	77 69
3	H	South Carolina	67 76	50	H	West Virginia	69 54	75	H	Oklahoma St.	66 35	123	H	TCU	83 54
4	A	Mississippi St.	68 79					77	A	Iowa St.	75 68	147	A	Kansas	66 54
6	A	Florida St.	92 88					92	A	Texas Tech	77 57	147	H	Kansas	75 42
8	A	Baylor	85 79					92	H	Texas Tech	67 47	157	H	UTSA	76 43
11	A	Stanford	59 71									209	H	New Orleans	80 48
14	H	Tennessee	72 67									262	H	UTRGV	85 61
17	H	Oklahoma	86 68									289	H	Northwestern St.	86 39
22	H	Kansas St.	63 58									345	H	Houston Baptist	98 46
LAST 12 Division I GAMES:															
6	A	Florida St.	92 88	123	A	TCU	77 69								
147	H	Kansas	75 42	92	A	Texas Tech	77 57								
8	A	Baylor	85 79	17	H	Oklahoma	86 68								
22	H	Kansas St.	63 58	50	A	West Virginia	73 63								
75	A	Oklahoma St.	85 71	75	H	Oklahoma St.	66 35								
50	H	West Virginia	69 54	123	H	TCU	83 54								

Non-Div I Games:

Texas

■ Loss,
■ Non-Conf,
■ S Site,
■ H Home
■ A Away
N Neutral

Average RPI Win:	107	WON-LOST	WINNING	LAST 10	STRENGTH OF	OPP. STRENGTH	TEAM	ADJ.	CONF.	ADJ CONF.
Average RPI Loss:	54	RECORD	PCT. RANK	GAMES	SCHEDULE	OF SCHEDULE	RPI	RPI	RPI	RPI
DIV. I ONLY	19- 6	38	8- 2	29	25	16	16	2	2	
DIV. I NON-CONF.	10- 3	54	0- 0	51	70	39	39	2	2	
TOTALS	RPI 1-25	RPI 26-50	W-L RECORDS	RPI 51-100	RPI 101-150	RPI 150+				
19- 6	2- 1	4- 1	OVERALL	5- 4	5- 0	3- 0				
12- 1	0- 0	2- 0	HOME	4- 1	4- 0	2- 0				
5- 4	2- 1	1- 1	AWAY	1- 2	1- 0	0- 0				
2- 1	0- 0	1- 0	NEUTRAL	0- 1	0- 0	1- 0				
10- 3	0- 0	2- 0	NON-CONFERENCE	2- 3	3- 0	3- 0				
6- 1	0- 0	0- 0	HOME	2- 1	2- 0	2- 0				
2- 1	0- 0	1- 0	AWAY	0- 1	1- 0	0- 0				
2- 1	0- 0	1- 0	NEUTRAL	0- 1	0- 0	1- 0				
9- 3	2- 1	2- 1	CONFERENCE	3- 1	2- 0	0- 0				
6- 0	0- 0	2- 0	HOME	2- 0	2- 0	0- 0				
3- 3	2- 1	0- 1	AWAY	1- 1	0- 0	0- 0				
0- 0	0- 0	0- 0	NEUTRAL	0- 0	0- 0	0- 0				

RPI 1-25				RPI 26-50				RPI 51-100				RPI 101+			
RPI	S	Opponent	Score	RPI	S	Opponent	Score	RPI	S	Opponent	Score	RPI	S	Opponent	Score
4	A	Mississippi St.	61 71	26	A	Missouri	76 78	54	N	Dayton	57 74	111	H	Central Ark.	74 49
14	A	Tennessee	61 59	30	H	LSU	54 52	57	H	Southern California	62 66	121	H	Abilene Christian	71 45
15	A	Kentucky	77 68	32	N	Syracuse	105 84	61	A	Florida	67 59	123	A	TCU	75 67
				37	H	Auburn	66 61	61	H	Florida	84 76	134	H	Arkansas	90 65
				44	A	Little Rock	55 37	89	A	SMU	53 54	138	H	Alabama	69 48
								92	H	Texas Tech	98 90	229	N	Southern U.	81 58
								94	H	SFA	63 48	300	H	Prairie View	90 62
								95	A	Georgia	59 69	301	H	A&M-Corpus Christi	84 55
								97	H	Vanderbilt	77 72				
LAST 12 Division I GAMES:															
14	A	Tennessee	61 59	26	A	Missouri	76 78								
138	H	Alabama	69 48	61	A	Florida	67 59								
37	H	Auburn	66 61	134	H	Arkansas	90 65								
61	H	Florida	84 76	15	A	Kentucky	77 68								
4	A	Mississippi St.	61 71	95	A	Georgia	59 69								
30	H	LSU	54 52	97	H	Vanderbilt	77 72								

Non-Div I Games:

Texas A&M

Average RPI Win:	280	WON-LOST	WINNING	LAST 10	STRENGTH OF	OPP. STRENGTH	TEAM	ADJ.	CONF.	ADJ CONF.
Average RPI Loss:	214	RECORD	PCT. RANK	GAMES	SCHEDULE	OF SCHEDULE	RPI	RPI	RPI	RPI
DIV. I ONLY	14- 8	104	7- 3	344	322	203	203	30	30	
DIV. I NON-CONF.	5- 5	165	0- 0	329	232	205	205	30	30	
TOTALS	RPI 1-25	RPI 26-50	W-L RECORDS	RPI 51-100	RPI 101-150	RPI 150+				
14- 8	0- 0	0- 0	OVERALL	0- 1	0- 1	14- 6				
5- 1	0- 0	0- 0	HOME	0- 0	0- 0	5- 1				
8- 7	0- 0	0- 0	AWAY	0- 1	0- 1	8- 5				
1- 0	0- 0	0- 0	NEUTRAL	0- 0	0- 0	1- 0				
5- 5	0- 0	0- 0	NON-CONFERENCE	0- 1	0- 1	5- 3				
0- 1	0- 0	0- 0	HOME	0- 0	0- 0	0- 1				
4- 4	0- 0	0- 0	AWAY	0- 1	0- 1	4- 2				
1- 0	0- 0	0- 0	NEUTRAL	0- 0	0- 0	1- 0				
9- 3	0- 0	0- 0	CONFERENCE	0- 0	0- 0	9- 3				
5- 0	0- 0	0- 0	HOME	0- 0	0- 0	5- 0				
4- 3	0- 0	0- 0	AWAY	0- 0	0- 0	4- 3				
0- 0	0- 0	0- 0	NEUTRAL	0- 0	0- 0	0- 0				

RPI S	Opponent	Score	RPI S	Opponent	Score	RPI S	Opponent	Score	RPI S	Opponent	Score	Team's RPI: 203
						89	A SMU	36 61	123	A TCU	48 77	
									176	A Texas St.	66 53	
									188	H Rice	49 52	
									209	A New Orleans	57 63	
									219	A Grambling	52 64	
									219	H Grambling	69 61	
									220	H Alabama St.	52 48	
									222	N Presbyterian	74 62	
									229	A Southern U.	77 71	
									276	A Ark.-Pine Bluff	45 49	
									280	A FIU	70 62	
									292	A UTEP	89 68	
									297	A Alcorn	57 53	
									300	A Prairie View	70 62	
									300	H Prairie View	73 51	
									301	A A&M-Corpus Christi	61 64	
									305	A Mississippi Val.	74 75	
									345	A Houston Baptist	50 34	
									347	A Jackson St.	66 63	
									347	H Jackson St.	62 52	
									349	H Alabama A&M	60 51	
LAST 12 Division I GAMES:												
347	A	Jackson St.	66	63	276	A	Ark.-Pine Bluff	45	49			
219	A	Grambling	52	64	347	H	Jackson St.	62	52			
300	H	Prairie View	73	51	219	H	Grambling	69	61			
349	H	Alabama A&M	60	51	300	A	Prairie View	70	62			
220	H	Alabama St.	52	48	229	A	Southern U.	77	71			
305	A	Mississippi Val.	74	75	297	A	Alcorn	57	53			

Non-Div I Games: P.R.-Bayamon 64 58

Texas Southern

■ Loss,
 ■ Non-Conf,
 ■ S Site,
 ■ Home
 ■ A Away
 N Neutral

Average RPI Win:	232	WON-LOST	WINNING	LAST 10	STRENGTH OF	OPP. STRENGTH	TEAM	ADJ.	CONF.	ADJ CONF.
Average RPI Loss:	160	RECORD	PCT. RANK	GAMES	SCHEDULE	OF SCHEDULE	RPI	RPI	RPI	RPI
DIV. I ONLY	13- 9	122	7- 3	251	211	176	176	21	21	
DIV. I NON-CONF.	5- 5	165	0- 0	304	228	211	211	19	19	
TOTALS	RPI 1-25	RPI 26-50	W-L RECORDS	RPI 51-100	RPI 101-150	RPI 150+				
13- 9	0- 1	1- 0	OVERALL	1- 2	0- 1	11- 5				
8- 3	0- 0	1- 0	HOME	0- 1	0- 0	7- 2				
5- 6	0- 1	0- 0	AWAY	1- 1	0- 1	4- 3				
0- 0	0- 0	0- 0	NEUTRAL	0- 0	0- 0	0- 0				
5- 5	0- 1	0- 0	NON-CONFERENCE	0- 1	0- 0	5- 3				
3- 1	0- 0	0- 0	HOME	0- 0	0- 0	3- 1				
2- 4	0- 1	0- 0	AWAY	0- 1	0- 0	2- 2				
0- 0	0- 0	0- 0	NEUTRAL	0- 0	0- 0	0- 0				
8- 4	0- 0	1- 0	CONFERENCE	1- 1	0- 1	6- 2				
5- 2	0- 0	1- 0	HOME	0- 1	0- 0	4- 1				
3- 2	0- 0	0- 0	AWAY	1- 0	0- 1	2- 1				
0- 0	0- 0	0- 0	NEUTRAL	0- 0	0- 0	0- 0				

RPI 1-25				RPI 26-50				RPI 51-100				RPI 101+ Team's RPI: 176			
RPI	S	Opponent	Score	RPI	S	Opponent	Score	RPI	S	Opponent	Score	RPI	S	Opponent	Score
8	A	Baylor	24 90	44	H	Little Rock	64 47	89	A	SMU	56 64	108	A	Troy	54 65
								98	A	UT Arlington	75 69	157	A	UTSA	47 72
								98	H	UT Arlington	39 61	161	H	Louisiana	62 40
												175	A	Houston	61 56
												196	A	Appalachian St.	53 37
												196	H	Appalachian St.	64 66
												203	H	Texas Southern	53 66
												204	A	North Texas	59 58
												233	A	South Ala.	57 44
												278	A	Coastal Caro.	48 64
												278	H	Coastal Caro.	83 62
												300	A	Prairie View	60 64
												301	H	A&M-Corpus Christi	57 50
												323	H	Arkansas St.	63 43
												332	H	La.-Monroe	63 50
												333	H	Incarnate Word	67 50
												338	H	Sam Houston St.	69 46
LAST 12 Division I GAMES:															
				44	H	Little Rock	64 47	332	H	La.-Monroe	63 50				
				323	H	Arkansas St.	63 43	233	A	South Ala.	57 44				
				98	A	UT Arlington	75 69	108	A	Troy	54 65				
				278	A	Coastal Caro.	48 64	98	H	UT Arlington	39 61				
				196	A	Appalachian St.	53 37	196	H	Appalachian St.	64 66				
				161	H	Louisiana	62 40	278	H	Coastal Caro.	83 62				

Non-Div I Games: St. Edward's 51 65

Texas St.

Average RPI Win: 145		WON-LOST	WINNING	LAST 10	STRENGTH OF	OPP. STRENGTH	TEAM	ADJ.	CONF.	ADJ CONF.
Average RPI Loss: 47		RECORD	PCT. RANK	GAMES	SCHEDULE	OF SCHEDULE	RPI	RPI	RPI	RPI
DIV. I ONLY		11- 14	207	1- 9	10	31	92	92	4	4
DIV. I NON-CONF.		8- 3	67	0- 0	36	153	35	35	3	3
TOTALS		RPI 1-25	RPI 26-50	W-L RECORDS		RPI 51-100	RPI 101-150	RPI 150+		
11- 14	0- 9		1- 1	OVERALL		3- 1	4- 3	3- 0		
10- 4	0- 4		1- 0	HOME		3- 0	3- 0	3- 0		
0- 10	0- 5		0- 1	AWAY		0- 1	0- 3	0- 0		
1- 0	0- 0		0- 0	NEUTRAL		0- 0	1- 0	0- 0		
8- 3	0- 2		0- 0	NON-CONFERENCE		1- 0	4- 1	3- 0		
7- 0	0- 0		0- 0	HOME		1- 0	3- 0	3- 0		
0- 3	0- 2		0- 0	AWAY		0- 0	0- 1	0- 0		
1- 0	0- 0		0- 0	NEUTRAL		0- 0	1- 0	0- 0		
3- 11	0- 7		1- 1	CONFERENCE		2- 1	0- 2	0- 0		
3- 4	0- 4		1- 0	HOME		2- 0	0- 0	0- 0		
0- 7	0- 3		0- 1	AWAY		0- 1	0- 2	0- 0		
0- 0	0- 0		0- 0	NEUTRAL		0- 0	0- 0	0- 0		

RPI	S	Opponent	Score	RPI	S	Opponent	Score	RPI	S	Opponent	Score	RPI	S	Opponent	Score
5	A	Texas	47 67	50	A	West Virginia	79 89	75	H	Oklahoma St.	70 65	111	H	Central Ark.	79 45
5	H	Texas	57 77	50	H	West Virginia	75 66	77	A	Iowa St.	68 79	123	A	TCU	62 76
8	H	Baylor	61 79					77	H	Iowa St.	75 66	127	N	Fordham	59 50
16	A	Texas A&M	90 98					98	H	UT Arlington	79 60	133	H	North Dakota	90 80
17	A	Oklahoma	45 66									134	A	Arkansas	60 66
17	H	Oklahoma	56 64									147	A	Kansas	60 66
19	A	Miami (FL)	56 74									148	H	New Mexico	69 58
22	A	Kansas St.	54 68									175	H	Houston	84 60
22	H	Kansas St.	53 65									297	H	Alcorn	90 37
												300	H	Prairie View	85 43
LAST 12 Division I GAMES:															
77	A	Iowa St.	68 79	50	A	West Virginia	79 89								
17	H	Oklahoma	56 64	5	H	Texas	57 77								
123	A	TCU	62 76	17	A	Oklahoma	45 66								
8	H	Baylor	61 79	50	H	West Virginia	75 66								
22	H	Kansas St.	53 65	22	A	Kansas St.	54 68								
147	A	Kansas	60 66	77	H	Iowa St.	75 66								

Non-Div I Games:

Texas Tech

■ Loss,
■ Non-Conf,
■ S Site,
■ H Home
■ A Away
N Neutral

Average RPI Win:	199	WON-LOST	WINNING	LAST 10	STRENGTH OF	OPP. STRENGTH	TEAM	ADJ.	CONF.	ADJ CONF.
Average RPI Loss:	61	RECORD	PCT. RANK	GAMES	SCHEDULE	OF SCHEDULE	RPI	RPI	RPI	RPI
DIV. I ONLY	16- 7	69	6- 4	119	96	85	85	10	10	
DIV. I NON-CONF.	8- 2	49	0- 0	248	48	92	92	11	11	
TOTALS	RPI 1-25	RPI 26-50	W-L RECORDS	RPI 51-100	RPI 101-150	RPI 150+				
16- 7	0- 2	1- 2	OVERALL	3- 1	1- 2	11- 0				
8- 4	0- 1	1- 1	HOME	1- 1	1- 1	5- 0				
7- 2	0- 0	0- 1	AWAY	2- 0	0- 1	5- 0				
1- 1	0- 1	0- 0	NEUTRAL	0- 0	0- 0	1- 0				
8- 2	0- 2	0- 0	NON-CONFERENCE	1- 0	1- 0	6- 0				
4- 1	0- 1	0- 0	HOME	0- 0	1- 0	3- 0				
3- 0	0- 0	0- 0	AWAY	1- 0	0- 0	2- 0				
1- 1	0- 1	0- 0	NEUTRAL	0- 0	0- 0	1- 0				
8- 5	0- 0	1- 2	CONFERENCE	2- 1	0- 2	5- 0				
4- 3	0- 0	1- 1	HOME	1- 1	0- 1	2- 0				
4- 2	0- 0	0- 1	AWAY	1- 0	0- 1	3- 0				
0- 0	0- 0	0- 0	NEUTRAL	0- 0	0- 0	0- 0				

RPI	S	Opponent	Score	RPI	S	Opponent	Score	RPI	S	Opponent	Score	RPI	S	Opponent	Score
2	H	Notre Dame	68 85	41	A	Ohio	55 61	54	A	Dayton	76 72	106	A	Kent St.	60 70
12	N	UCLA	73 75	41	H	Ohio	55 64	78	A	Buffalo	73 64	137	H	Detroit	72 66
				47	H	Central Mich.	74 72	78	H	Buffalo	85 63	144	H	Ball St.	45 51
								79	H	Northern Ill.	73 77	171	A	Western Mich.	72 66
												184	A	Cleveland St.	92 59
												215	H	Miami (OH)	64 50
												227	H	St. Bonaventure	74 50
												228	A	Akron	61 57
												271	H	Bowling Green	74 59
												273	N	Davidson	76 41
												285	A	Eastern Mich.	66 49
												301	A	A&M-Corpus Christi	76 60
												308	H	Rhode Island	65 50
												325	H	Ill.-Chicago	79 51
LAST 12 Division I GAMES:															
228	A	Akron	61 57	106	A	Kent St.	60 70								
271	H	Bowling Green	74 59	41	H	Ohio	55 64								
171	A	Western Mich.	72 66	79	H	Northern Ill.	73 77								
41	A	Ohio	55 61	78	A	Buffalo	73 64								
78	H	Buffalo	85 63	215	H	Miami (OH)	64 50								
47	H	Central Mich.	74 72	285	A	Eastern Mich.	66 49								

Non-Div I Games: Madonna 99 47

Toledo

■ Loss,
 ■ Non-Conf, S Site,
 ■ Home
 ■ Away
 N Neutral

Average RPI Win:	196	WON-LOST	WINNING	LAST 10	STRENGTH OF	OPP. STRENGTH	TEAM	ADJ.	CONF.	ADJ CONF.
Average RPI Loss:	136	RECORD	PCT. RANK	GAMES	SCHEDULE	OF SCHEDULE	RPI	RPI	RPI	RPI
DIV. I ONLY	11- 13	198	3- 7	139	149	186	186	8	8	
DIV. I NON-CONF.	7- 4	114	0- 0	205	295	160	160	8	8	
TOTALS	RPI 1-25	RPI 26-50	W-L RECORDS	RPI 51-100	RPI 101-150	RPI 150+				
11- 13	0- 1	2- 2	OVERALL	0- 1	2- 3	7- 6				
8- 5	0- 0	1- 1	HOME	0- 0	2- 2	5- 2				
3- 8	0- 1	1- 1	AWAY	0- 1	0- 1	2- 4				
0- 0	0- 0	0- 0	NEUTRAL	0- 0	0- 0	0- 0				
7- 4	0- 1	0- 1	NON-CONFERENCE	0- 0	1- 1	6- 1				
5- 2	0- 0	0- 1	HOME	0- 0	1- 1	4- 0				
2- 2	0- 1	0- 0	AWAY	0- 0	0- 0	2- 1				
0- 0	0- 0	0- 0	NEUTRAL	0- 0	0- 0	0- 0				
4- 9	0- 0	2- 1	CONFERENCE	0- 1	1- 2	1- 5				
3- 3	0- 0	1- 0	HOME	0- 0	1- 1	1- 2				
1- 6	0- 0	1- 1	AWAY	0- 1	0- 1	0- 3				
0- 0	0- 0	0- 0	NEUTRAL	0- 0	0- 0	0- 0				

RPI 1-25				RPI 26-50				RPI 51-100				RPI 101+ Team's RPI: 186			
RPI	S	Opponent	Score	RPI	S	Opponent	Score	RPI	S	Opponent	Score	RPI	S	Opponent	Score
20	A	Maryland	63 97	31	A	Elon	55 83	66	A	Drexel	48 58	115	H	Delaware	67 73
				39	A	James Madison	60 55					118	H	Rider	75 79
				39	H	James Madison	54 51					128	A	William & Mary	55 68
				49	H	Georgetown	59 75					128	H	William & Mary	64 60
												129	H	Cornell	68 63
												179	A	Northeastern	64 72
												182	H	George Mason	79 75
												189	H	Hofstra	61 70
												202	A	Col. of Charleston	54 59
												202	H	Col. of Charleston	61 59
												206	A	UMBC	59 48
												208	A	UNCW	56 59
												208	H	UNCW	42 48
												252	A	Colgate	71 76
												254	H	Norfolk St.	61 58
												299	H	Coppin St.	69 65
												334	A	Wagner	69 40
												343	H	UMass Lowell	90 56
LAST 12 Division I GAMES:															
128	A	William & Mary	55 68	39	A	James Madison	60 55								
208	H	UNCW	42 48	128	H	William & Mary	64 60								
202	A	Col. of Charleston	54 59	202	H	Col. of Charleston	61 59								
31	A	Elon	55 83	189	H	Hofstra	61 70								
115	H	Delaware	67 73	39	H	James Madison	54 51								
208	A	UNCW	56 59	179	A	Northeastern	64 72								

Non-Div I Games:

Towson

■ Loss,
■ Non-Conf,
■ S Site,
■ H Home
■ A Away
N Neutral

Average RPI Win:	221	WON-LOST	WINNING	LAST 10	STRENGTH OF	OPP. STRENGTH	TEAM	ADJ.	CONF.	ADJ CONF.
Average RPI Loss:	113	RECORD	PCT. RANK	GAMES	SCHEDULE	OF SCHEDULE	RPI	RPI	RPI	RPI
DIV. I ONLY	14- 7	85	7- 3	209	158	108	108	21	21	
DIV. I NON-CONF.	5- 4	143	0- 0	145	40	109	109	19	19	
TOTALS	RPI 1-25	RPI 26-50	W-L RECORDS	RPI 51-100	RPI 101-150	RPI 150+				
14- 7	0- 1	0- 2	OVERALL	3- 1	0- 0	11- 3				
6- 2	0- 0	0- 0	HOME	2- 0	0- 0	4- 2				
6- 5	0- 0	0- 0	AWAY	0- 0	0- 0	6- 0				
2- 0	0- 0	0- 0	NEUTRAL	1- 0	0- 0	1- 0				
5- 4	0- 1	0- 1	NON-CONFERENCE	2- 1	0- 0	3- 1				
2- 1	0- 0	0- 0	HOME	1- 0	0- 0	1- 1				
1- 3	0- 1	0- 1	AWAY	0- 1	0- 0	1- 0				
2- 0	0- 0	0- 0	NEUTRAL	1- 0	0- 0	1- 0				
9- 3	0- 0	0- 1	CONFERENCE	1- 0	0- 0	8- 2				
4- 1	0- 0	0- 0	HOME	1- 0	0- 0	3- 1				
5- 2	0- 0	0- 1	AWAY	0- 0	0- 0	5- 1				
0- 0	0- 0	0- 0	NEUTRAL	0- 0	0- 0	0- 0				

RPI 1-25				RPI 26-50				RPI 51-100				RPI 101+ Team's RPI: 108			
RPI	S	Opponent	Score	RPI	S	Opponent	Score	RPI	S	Opponent	Score	RPI	S	Opponent	Score
14	A	Tennessee	84 110	37	A	Auburn	52 61	53	N	Villanova	93 85	161	A	Louisiana	72 80
				44	A	Little Rock	74 77	75	H	Belmont	91 74	176	H	Texas St.	65 54
								90	A	Jacksonville	70 77	183	H	UAB	77 81
								98	H	UT Arlington	85 68	220	H	Alabama St.	95 66
												233	A	South Ala.	73 57
												233	H	South Ala.	75 71
												237	A	Ga. Southern	89 86
												237	H	Ga. Southern	77 67
												259	A	Georgia St.	87 69
												259	H	Georgia St.	65 68
												293	A	Nicholls St.	100 75
												320	N	Loyola Chicago	91 67
												323	A	Arkansas St.	83 75
												332	A	La.-Monroe	94 67
LAST 12 Division I GAMES:															
161	A	Louisiana	72 80	44	A	Little Rock	74 77								
332	A	La.-Monroe	94 67	98	H	UT Arlington	85 68								
233	H	South Ala.	75 71	176	H	Texas St.	65 54								
259	H	Georgia St.	65 68	237	A	Ga. Southern	89 86								
237	H	Ga. Southern	77 67	259	A	Georgia St.	87 69								
323	A	Arkansas St.	83 75	233	A	South Ala.	73 57								

Non-Div I Games: Armstrong St. 118 72 Thomas (GA) 110 55

Troy

Average RPI Win:	150	WON-LOST	WINNING	LAST 10	STRENGTH OF	OPP. STRENGTH	TEAM	ADJ.	CONF.	ADJ CONF.
Average RPI Loss:	45	RECORD	PCT. RANK	GAMES	SCHEDULE	OF SCHEDULE	RPI	RPI	RPI	RPI
DIV. I ONLY	16- 10	112	6- 4	34	46	40	40	5	5	
DIV. I NON-CONF.	9- 4	85	0- 0	56	30	42	42	5	5	
TOTALS	RPI 1-25	RPI 26-50	W-L RECORDS	RPI 51-100	RPI 101-150	RPI 150+				
16- 10	0- 4	2- 3	OVERALL	1- 2	6- 1	7- 0				
10- 3	0- 1	2- 1	HOME	0- 0	4- 1	4- 0				
5- 6	0- 2	0- 2	AWAY	1- 2	2- 0	2- 0				
1- 1	0- 1	0- 0	NEUTRAL	0- 0	0- 0	1- 0				
9- 4	0- 1	2- 1	NON-CONFERENCE	0- 2	3- 0	4- 0				
7- 0	0- 0	2- 0	HOME	0- 0	3- 0	2- 0				
1- 3	0- 0	0- 1	AWAY	0- 2	0- 0	1- 0				
1- 1	0- 1	0- 0	NEUTRAL	0- 0	0- 0	1- 0				
7- 6	0- 3	0- 2	CONFERENCE	1- 0	3- 1	3- 0				
3- 3	0- 1	0- 1	HOME	0- 0	1- 1	2- 0				
4- 3	0- 2	0- 1	AWAY	1- 0	2- 0	1- 0				
0- 0	0- 0	0- 0	NEUTRAL	0- 0	0- 0	0- 0				

RPI 1-25				RPI 26-50				Team's RPI: 40				RPI 51-100				RPI 101+			
RPI	S	Opponent	Score	RPI	S	Opponent	Score	RPI	S	Opponent	Score	RPI	S	Opponent	Score	RPI	S	Opponent	Score
1	A	UConn	56 100	28	H	North Carolina St.	63 58	65	A	Middle Tenn.	59 62	120	H	Southern Miss.	86 67				
4	N	Mississippi St.	49 66	30	A	LSU	51 69	89	A	SMU	71 59	124	H	Eastern Wash.	63 51				
23	A	Temple	71 86	33	A	South Fla.	56 66	97	A	Vanderbilt	63 74	132	H	Maine	77 62				
23	H	Temple	50 76	33	H	South Fla.	53 62					140	H	Memphis	52 55				
				37	H	Auburn	61 59					141	A	Cincinnati	74 68				
												141	H	Cincinnati	62 51				
												149	A	East Carolina	61 45				
												154	H	Tulsa	70 65				
												157	A	UTSA	75 66				
												175	A	Houston	57 49				
												175	H	Houston	82 56				
												219	H	Grambling	79 56				
												266	H	McNeese	82 65				
												285	N	Eastern Mich.	62 50				
LAST 12 Division I GAMES:																			
141	H	Cincinnati	62 51	154	H	Tulsa	70 65												
33	A	South Fla.	56 66	1	A	UConn	56 100												
140	H	Memphis	52 55	175	H	Houston	82 56												
23	H	Temple	50 76	89	A	SMU	71 59												
175	A	Houston	57 49	23	A	Temple	71 86												
141	A	Cincinnati	74 68	33	H	South Fla.	53 62												

Average RPI Win:	158	WON-LOST	WINNING	LAST 10	STRENGTH OF	OPP. STRENGTH	TEAM	ADJ.	CONF.	ADJ CONF.
Average RPI Loss:	91	RECORD	PCT. RANK	GAMES	SCHEDULE	OF SCHEDULE	RPI	RPI	RPI	RPI
DIV. I ONLY	8- 18	277	3- 7	36	69	154	154	5	5	
DIV. I NON-CONF.	4- 9	248	0- 0	95	143	194	194	5	5	
TOTALS	RPI 1-25	RPI 26-50	W-L RECORDS	RPI 51-100	RPI 101-150	RPI 150+				
8- 18	0- 6	0- 3	OVERALL	1- 2	5- 3	2- 4				
5- 7	0- 2	0- 1	HOME	1- 1	3- 2	1- 1				
3- 10	0- 4	0- 2	AWAY	0- 0	2- 1	1- 3				
0- 1	0- 0	0- 0	NEUTRAL	0- 1	0- 0	0- 0				
4- 9	0- 2	0- 1	NON-CONFERENCE	0- 2	2- 2	2- 2				
2- 3	0- 0	0- 1	HOME	0- 1	1- 1	1- 0				
2- 5	0- 2	0- 0	AWAY	0- 0	1- 1	1- 2				
0- 1	0- 0	0- 0	NEUTRAL	0- 1	0- 0	0- 0				
4- 9	0- 4	0- 2	CONFERENCE	1- 0	3- 1	0- 2				
3- 4	0- 2	0- 0	HOME	1- 0	2- 1	0- 1				
1- 5	0- 2	0- 2	AWAY	0- 0	1- 0	0- 1				
0- 0	0- 0	0- 0	NEUTRAL	0- 0	0- 0	0- 0				

RPI 1-25				RPI 26-50				RPI 51-100				RPI 101+ Team's RPI: 154			
RPI	S	Opponent	Score	RPI	S	Opponent	Score	RPI	S	Opponent	Score	RPI	S	Opponent	Score
1	A	UConn	50 96	33	A	South Fla.	68 84	63	H	South Dakota	68 71	105	H	Saint Louis	70 64
1	H	UConn	58 98	40	A	Tulane	65 70	89	H	SMU	66 59	113	A	UCF	73 62
17	A	Oklahoma	68 85	44	H	Little Rock	58 63	93	N	BYU	56 71	113	H	UCF	58 62
22	A	Kansas St.	62 82									134	H	Arkansas	50 57
23	A	Temple	43 70									140	H	Memphis	57 52
23	H	Temple	49 58									146	A	Oral Roberts	68 76
												148	A	New Mexico	67 64
												149	H	East Carolina	100 92
												175	A	Houston	66 71
												175	H	Houston	62 65
												204	H	North Texas	63 58
												205	A	Indiana St.	68 72
												318	A	UMKC	80 70
												323	A	Arkansas St.	80 83
LAST 12 Division I GAMES:															
175	H	Houston	62 65	40	A	Tulane	65 70								
113	H	UCF	58 62	113	A	UCF	73 62								
23	A	Temple	43 70	1	H	UConn	58 98								
1	A	UConn	50 96	23	H	Temple	49 58								
149	H	East Carolina	100 92	33	A	South Fla.	68 84								
89	H	SMU	66 59	140	H	Memphis	57 52								

Non-Div I Games:

Tulsa

■ Loss,
■ Non-Conf,
■ S Site,
■ H Home
■ A Away
N Neutral

Average RPI Win:	234	WON-LOST	WINNING	LAST 10	STRENGTH OF	OPP. STRENGTH	TEAM	ADJ.	CONF.	ADJ CONF.
Average RPI Loss:	125	RECORD	PCT. RANK	GAMES	SCHEDULE	OF SCHEDULE	RPI	RPI	RPI	RPI
DIV. I ONLY	11- 12	190	4- 6	145	174	183	183	15	15	
DIV. I NON-CONF.	6- 4	127	0- 0	101	229	105	105	16	16	
TOTALS	RPI 1-25	RPI 26-50	W-L RECORDS	RPI 51-100	RPI 101-150	RPI 150+				
11- 12	0- 2	0- 0	OVERALL	0- 3	2- 2	9- 5				
7- 5	0- 1	0- 0	HOME	0- 2	0- 0	7- 2				
3- 7	0- 1	0- 0	AWAY	0- 1	2- 2	1- 3				
1- 0	0- 0	0- 0	NEUTRAL	0- 0	0- 0	1- 0				
6- 4	0- 2	0- 0	NON-CONFERENCE	0- 1	1- 0	5- 1				
3- 2	0- 1	0- 0	HOME	0- 1	0- 0	3- 0				
2- 2	0- 1	0- 0	AWAY	0- 0	1- 0	1- 1				
1- 0	0- 0	0- 0	NEUTRAL	0- 0	0- 0	1- 0				
5- 8	0- 0	0- 0	CONFERENCE	0- 2	1- 2	4- 4				
4- 3	0- 0	0- 0	HOME	0- 1	0- 0	4- 2				
1- 5	0- 0	0- 0	AWAY	0- 1	1- 2	0- 2				
0- 0	0- 0	0- 0	NEUTRAL	0- 0	0- 0	0- 0				

RPI 1-25				RPI 26-50				RPI 51-100				RPI 101+ Team's RPI: 183			
RPI	S	Opponent	Score	RPI	S	Opponent	Score	RPI	S	Opponent	Score	RPI	S	Opponent	Score
6	H	Florida St.	47 93					65	H	Middle Tenn.	61 64	104	A	Charlotte	88 81
18	A	DePaul	80 90					75	H	Belmont	58 72	108	A	Troy	81 77
								81	A	Western Ky.	48 60	120	A	Southern Miss.	59 64
												130	A	Old Dominion	61 73
												155	A	Louisiana Tech	63 64
												157	H	UTSA	67 82
												165	A	Southern Ill.	64 49
												188	H	Rice	62 61
												204	H	North Texas	58 59
												233	H	South Ala.	66 41
												240	A	Samford	49 52
												250	A	Marshall	58 61
												265	H	High Point	75 66
												280	H	FIU	82 68
												292	H	UTEP	74 61
												305	H	Mississippi Val.	80 46
												307	N	Gardner-Webb	59 49
												331	H	Fla. Atlantic	66 55
LAST 12 Division I GAMES:															
130	A	Old Dominion	61 73	280	H	FIU	82 68								
104	A	Charlotte	88 81	331	H	Fla. Atlantic	66 55								
157	H	UTSA	67 82	250	A	Marshall	58 61								
292	H	UTEP	74 61	81	A	Western Ky.	48 60								
120	A	Southern Miss.	59 64	188	H	Rice	62 61								
155	A	Louisiana Tech	63 64	204	H	North Texas	58 59								

Non-Div I Games: Miles 106 48

UAB

Loss, Non-Conf, S Site, H Home A Away N Neutral

Average RPI Win:	232	WON-LOST	WINNING	LAST 10	STRENGTH OF	OPP. STRENGTH	TEAM	ADJ.	CONF.	ADJ CONF.
Average RPI Loss:	86	RECORD	PCT. RANK	GAMES	SCHEDULE	OF SCHEDULE	RPI	RPI	RPI	RPI
DIV. I ONLY	17- 6	53	8- 2	234	170	103	103	25	25	
DIV. I NON-CONF.	8- 4	97	0- 1	94	79	64	64	24	24	
TOTALS	RPI 1-25	RPI 26-50	W-L RECORDS	RPI 51-100	RPI 101-150	RPI 150+				
17- 6	0- 2	0- 0	OVERALL	1- 1	2- 2	14- 1				
9- 2	0- 0	0- 0	HOME	1- 0	1- 1	7- 1				
8- 3	0- 2	0- 0	AWAY	0- 0	1- 1	7- 0				
0- 1	0- 0	0- 0	NEUTRAL	0- 1	0- 0	0- 0				
8- 4	0- 2	0- 0	NON-CONFERENCE	1- 1	2- 0	5- 1				
4- 1	0- 0	0- 0	HOME	1- 0	1- 0	2- 1				
4- 2	0- 2	0- 0	AWAY	0- 0	1- 0	3- 0				
0- 1	0- 0	0- 0	NEUTRAL	0- 1	0- 0	0- 0				
9- 2	0- 0	0- 0	CONFERENCE	0- 0	0- 2	9- 0				
5- 1	0- 0	0- 0	HOME	0- 0	0- 1	5- 0				
4- 1	0- 0	0- 0	AWAY	0- 0	0- 1	4- 0				
0- 0	0- 0	0- 0	NEUTRAL	0- 0	0- 0	0- 0				

RPI 1-25				RPI 26-50				RPI 51-100				RPI 101+ Team's RPI: 103			
RPI	S	Opponent	Score	RPI	S	Opponent	Score	RPI	S	Opponent	Score	RPI	S	Opponent	Score
9	A	Oregon St.	52 93					71	H	Montana St.	70 62	107	A	Long Beach St.	62 64
11	A	Stanford	42 68					90	N	Jacksonville	54 61	107	H	Long Beach St.	51 64
												113	A	UCF	77 71
												122	H	St. Mary's (CA)	68 66
												156	A	San Francisco	78 58
												166	H	CSUN	81 65
												174	H	UC Riverside	72 55
												189	H	Hofstra	60 64
												218	A	Pacific	95 87
												242	A	UC Santa Barbara	62 48
												258	A	Cal Poly	61 53
												263	H	Hawaii	70 55
												267	H	San Diego St.	75 55
												269	H	Portland	66 52
												283	A	Sacramento St.	110 78
												327	A	UC Irvine	89 48
												327	H	UC Irvine	62 42
												341	A	Cal St. Fullerton	70 51
												341	H	Cal St. Fullerton	59 39
LAST 12 Division I GAMES:															
327	H	UC Irvine	62 42	341	A	Cal St. Fullerton	70 51	166	H	CSUN	81 65				
242	A	UC Santa Barbara	62 48					107	H	Long Beach St.	51 64				
258	A	Cal Poly	61 53					263	H	Hawaii	70 55				
341	H	Cal St. Fullerton	59 39					327	A	UC Irvine	89 48				
174	H	UC Riverside	72 55					90	N	Jacksonville	54 61				
107	A	Long Beach St.	62 64												

Non-Div I Games: Holy Names 91 51

UC Davis

■ Loss,
 ■ Non-Conf,
 ■ S Site,
 ■ H Home
 ■ A Away
 N Neutral

Average RPI Win:	226	WON-LOST	WINNING	LAST 10	STRENGTH OF	OPP. STRENGTH	TEAM	ADJ.	CONF.	ADJ CONF.
Average RPI Loss:	186	RECORD	PCT. RANK	GAMES	SCHEDULE	OF SCHEDULE	RPI	RPI	RPI	RPI
DIV. I ONLY	2- 21	342	1- 9	193	269	327	327	25	25	
DIV. I NON-CONF.	1- 12	332	0- 1	197	289	323	323	24	24	
TOTALS	RPI 1-25	RPI 26-50	W-L RECORDS	RPI 51-100	RPI 101-150	RPI 150+				
2- 21	0- 0	0- 0	OVERALL	0- 3	0- 4	2- 14				
1- 11	0- 0	0- 0	HOME	0- 2	0- 3	1- 6				
1- 9	0- 0	0- 0	AWAY	0- 1	0- 1	1- 7				
0- 1	0- 0	0- 0	NEUTRAL	0- 0	0- 0	0- 1				
1- 12	0- 0	0- 0	NON-CONFERENCE	0- 3	0- 1	1- 8				
0- 6	0- 0	0- 0	HOME	0- 2	0- 1	0- 3				
1- 5	0- 0	0- 0	AWAY	0- 1	0- 0	1- 4				
0- 1	0- 0	0- 0	NEUTRAL	0- 0	0- 0	0- 1				
1- 9	0- 0	0- 0	CONFERENCE	0- 0	0- 3	1- 6				
1- 5	0- 0	0- 0	HOME	0- 0	0- 2	1- 3				
0- 4	0- 0	0- 0	AWAY	0- 0	0- 1	0- 3				
0- 0	0- 0	0- 0	NEUTRAL	0- 0	0- 0	0- 0				

RPI S	Opponent	Score	RPI S	Opponent	Score	RPI S	Opponent	Score	RPI S	Opponent	Score	Team's RPI: 327
						57	H Southern California	45 83	103	A UC Davis	42 62	
						64	A Gonzaga	38 102	103	H UC Davis	48 89	
						84	H UNLV	46 62	105	H Saint Louis	69 79	
									107	H Long Beach St.	63 68	
									166	H CSUN	77 52	
									167	N Fresno St.	45 63	
									174	A UC Riverside	58 76	
									174	H UC Riverside	58 79	
									177	A Idaho St.	54 65	
									190	A Utah St.	52 66	
									212	A Loyola Marymount	39 58	
									242	H UC Santa Barbara	60 85	
									256	A Portland St.	73 79	
									258	H Cal Poly	60 78	
									263	A Hawaii	62 79	
									264	H CSU Bakersfield	66 86	
									283	H Sacramento St.	70 78	
									286	A Nevada	72 59	
									288	H Southern Utah	58 70	
									341	A Cal St. Fullerton	53 64	
LAST 12 Division I GAMES:												
103	A	UC Davis	42	62	341	A	Cal St. Fullerton	53	64			
258	H	Cal Poly	60	78	166	H	CSUN	77	52			
107	H	Long Beach St.	63	68	174	A	UC Riverside	58	76			
242	H	UC Santa Barbara	60	85	103	H	UC Davis	48	89			
263	A	Hawaii	62	79	57	H	Southern California	45	83			
174	H	UC Riverside	58	79	288	H	Southern Utah	58	70			

Non-Div I Games: Concordia (CA) 92 61

UC Irvine

Average RPI Win:	267	WON-LOST	WINNING	LAST 10	STRENGTH OF	OPP. STRENGTH	TEAM	ADJ.	CONF.	ADJ CONF.
Average RPI Loss:	106	RECORD	PCT. RANK	GAMES	SCHEDULE	OF SCHEDULE	RPI	RPI	RPI	RPI
DIV. I ONLY	13- 11	150	6- 4	233	186	174	174	25	25	
DIV. I NON-CONF.	6- 7	182	0- 1	121	124	146	146	24	24	
TOTALS	RPI 1-25	RPI 26-50	W-L RECORDS	RPI 51-100	RPI 101-150	RPI 150+				
13- 11	0- 0	0- 1	OVERALL	0- 5	0- 3	13- 2				
7- 3	0- 0	0- 0	HOME	0- 2	0- 0	7- 1				
5- 8	0- 0	0- 1	AWAY	0- 3	0- 3	5- 1				
1- 0	0- 0	0- 0	NEUTRAL	0- 0	0- 0	1- 0				
6- 7	0- 0	0- 1	NON-CONFERENCE	0- 5	0- 1	6- 0				
3- 2	0- 0	0- 0	HOME	0- 2	0- 0	3- 0				
2- 5	0- 0	0- 1	AWAY	0- 3	0- 1	2- 0				
1- 0	0- 0	0- 0	NEUTRAL	0- 0	0- 0	1- 0				
7- 4	0- 0	0- 0	CONFERENCE	0- 0	0- 2	7- 2				
4- 1	0- 0	0- 0	HOME	0- 0	0- 0	4- 1				
3- 3	0- 0	0- 0	AWAY	0- 0	0- 2	3- 1				
0- 0	0- 0	0- 0	NEUTRAL	0- 0	0- 0	0- 0				

RPI S	Opponent	Score	RPI S	Opponent	Score	RPI S	Opponent	Score	RPI S	Opponent	Score	Team's RPI: 174
26	A Missouri	62 68	57	A Southern California	49 67	103	A UC Davis	55 72				
			63	H South Dakota	55 61	107	A Long Beach St.	51 55				
			68	A California	56 71	147	A Kansas	84 90				
			91	H Penn	55 71	166	H CSUN	67 70				
			96	A FGCU	45 60	212	A Loyola Marymount	75 72				
						225	H Grand Canyon	77 64				
						226	H Seattle U	58 54				
						240	N Samford	51 48				
						242	A UC Santa Barbara	54 58				
						258	A Cal Poly	72 69				
						258	H Cal Poly	68 59				
						263	A Hawaii	79 59				
						263	H Hawaii	63 45				
						264	A CSU Bakersfield	71 66				
						267	H San Diego St.	72 44				
						327	A UC Irvine	79 58				
						327	H UC Irvine	76 58				
						341	H Cal St. Fullerton	68 45				
LAST 12 Division I GAMES:												
166	H CSUN	67 70	341	H Cal St. Fullerton	68 45							
263	A Hawaii	79 59	327	A UC Irvine	79 58							
258	A Cal Poly	72 69	242	A UC Santa Barbara	54 58							
263	H Hawaii	63 45	258	H Cal Poly	68 59							
107	A Long Beach St.	51 55	327	H UC Irvine	76 58							
103	A UC Davis	55 72	91	H Penn	55 71							

Non-Div I Games:

UC Riverside

■ Loss,
 ■ Non-Conf,
 ■ S Site,
 ■ H Home
 ■ A Away
 N Neutral

Average RPI Win:	264	WON-LOST	WINNING	LAST 10	STRENGTH OF	OPP. STRENGTH	TEAM	ADJ.	CONF.	ADJ CONF.
Average RPI Loss:	168	RECORD	PCT. RANK	GAMES	SCHEDULE	OF SCHEDULE	RPI	RPI	RPI	RPI
DIV. I ONLY	12- 12	175	7- 3	322	181	242	242	25	25	
DIV. I NON-CONF.	5- 8	218	0- 1	318	139	279	279	24	24	
TOTALS	RPI 1-25	RPI 26-50	W-L RECORDS	RPI 51-100	RPI 101-150	RPI 150+				
12- 12	0- 1	0- 0	OVERALL	0- 1	1- 2	11- 8				
6- 5	0- 1	0- 0	HOME	0- 0	1- 2	5- 2				
4- 7	0- 0	0- 0	AWAY	0- 1	0- 0	4- 6				
2- 0	0- 0	0- 0	NEUTRAL	0- 0	0- 0	2- 0				
5- 8	0- 1	0- 0	NON-CONFERENCE	0- 1	0- 1	5- 5				
2- 3	0- 1	0- 0	HOME	0- 0	0- 1	2- 1				
1- 5	0- 0	0- 0	AWAY	0- 1	0- 0	1- 4				
2- 0	0- 0	0- 0	NEUTRAL	0- 0	0- 0	2- 0				
7- 4	0- 0	0- 0	CONFERENCE	0- 0	1- 1	6- 3				
4- 2	0- 0	0- 0	HOME	0- 0	1- 1	3- 1				
3- 2	0- 0	0- 0	AWAY	0- 0	0- 0	3- 2				
0- 0	0- 0	0- 0	NEUTRAL	0- 0	0- 0	0- 0				

RPI 1-25				RPI 26-50				RPI 51-100				RPI 101+ Team's RPI: 242			
RPI	S	Opponent	Score	RPI	S	Opponent	Score	RPI	S	Opponent	Score	RPI	S	Opponent	Score
12	H	UCLA	52 71					77	A	Iowa St.	60 77	103	H	UC Davis	48 62
												107	H	Long Beach St.	65 60
												138	H	Yale	60 64
												152	H	Santa Clara	58 69
												166	A	CSUN	61 75
												166	H	CSUN	55 62
												167	A	Fresno St.	50 49
												174	H	UC Riverside	58 54
												212	A	Loyola Marymount	55 57
												226	A	Seattle U	53 58
												234	A	San Diego	63 77
												258	A	Cal Poly	67 78
												263	A	Hawaii	67 52
												263	H	Hawaii	74 62
												267	A	San Diego St.	70 84
												290	H	Pepperdine	66 57
												295	N	North Dakota St.	66 59
												301	N	A&M-Corpus Christi	66 60
												304	H	Northern Ariz.	60 51
												327	A	UC Irvine	85 60
												341	A	Cal St. Fullerton	56 49
												341	H	Cal St. Fullerton	57 37
LAST 12 Division I GAMES:															
263	A	Hawaii	67 52	263	H	Hawaii	74 62								
166	H	CSUN	55 62	107	H	Long Beach St.	65 60								
103	H	UC Davis	48 62	174	H	UC Riverside	58 54								
341	H	Cal St. Fullerton	57 37	341	A	Cal St. Fullerton	56 49								
327	A	UC Irvine	85 60	258	A	Cal Poly	67 78								
166	A	CSUN	61 75	138	H	Yale	60 64								

Non-Div I Games:

UC Santa Barbara

■ Loss,
 ■ Non-Conf,
 ■ S Site,
 ■ Home
 ■ A Away
 N Neutral

Average RPI Win:	197	WON-LOST	WINNING	LAST 10	STRENGTH OF	OPP. STRENGTH	TEAM	ADJ.	CONF.	ADJ CONF.
Average RPI Loss:	101	RECORD	PCT. RANK	GAMES	SCHEDULE	OF SCHEDULE	RPI	RPI	RPI	RPI
DIV. I ONLY	16- 9	97	6- 4	171	91	113	113	5	5	
DIV. I NON-CONF.	10- 3	54	0- 0	220	252	106	106	5	5	
TOTALS	RPI 1-25	RPI 26-50	W-L RECORDS	RPI 51-100	RPI 101-150	RPI 150+				
16- 9	0- 1	1- 0	OVERALL	0- 3	3- 4	12- 1				
8- 5	0- 1	0- 0	HOME	0- 1	2- 2	6- 1				
8- 4	0- 0	1- 0	AWAY	0- 2	1- 2	6- 0				
0- 0	0- 0	0- 0	NEUTRAL	0- 0	0- 0	0- 0				
10- 3	0- 0	0- 0	NON-CONFERENCE	0- 2	1- 1	9- 0				
6- 2	0- 0	0- 0	HOME	0- 1	1- 1	5- 0				
4- 1	0- 0	0- 0	AWAY	0- 1	0- 0	4- 0				
0- 0	0- 0	0- 0	NEUTRAL	0- 0	0- 0	0- 0				
6- 6	0- 1	1- 0	CONFERENCE	0- 1	2- 3	3- 1				
2- 3	0- 1	0- 0	HOME	0- 0	1- 1	1- 1				
4- 3	0- 0	1- 0	AWAY	0- 1	1- 2	2- 0				
0- 0	0- 0	0- 0	NEUTRAL	0- 0	0- 0	0- 0				

RPI	S	Opponent	Score	RPI	S	Opponent	Score	RPI	S	Opponent	Score	RPI	S	Opponent	Score	Team's RPI: 113
1	H	UConn	48 84	33	A	South Fla.	66 62	60	H	Virginia Tech	64 67	103	H	UC Davis	71 77	
								78	A	Buffalo	65 66	118	H	Rider	49 30	
								89	A	SMU	58 63	140	A	Memphis	59 65	
												140	H	Memphis	62 65	
												141	A	Cincinnati	57 63	
												141	H	Cincinnati	64 44	
												149	A	East Carolina	54 42	
												154	A	Tulsa	62 58	
												154	H	Tulsa	62 73	
												160	H	Omaha	81 41	
												175	A	Houston	62 48	
												175	H	Houston	85 59	
												221	H	Bethune-Cookman	70 43	
												233	H	South Ala.	70 58	
												237	A	Ga. Southern	74 54	
												238	A	Butler	66 59	
												253	H	Austin Peay	61 43	
												273	A	Davidson	57 38	
												280	A	FIU	69 52	
												307	H	Gardner-Webb	66 52	
LAST 12 Division I GAMES:																
				33	A	South Fla.	66 62					154	H	Tulsa	62 73	
				154	A	Tulsa	62 58					149	A	East Carolina	54 42	
				175	H	Houston	85 59					175	A	Houston	62 48	
				89	A	SMU	58 63					140	H	Memphis	62 65	
				140	A	Memphis	59 65					141	A	Cincinnati	57 63	
				141	H	Cincinnati	64 44					1	H	UConn	48 84	

Non-Div I Games:

UCF

■ Loss,
 ■ Non-Conf,
 ■ S Site,
 ■ Home
 ■ A Away
 N Neutral

Average RPI Win:	116	WON-LOST	WINNING	LAST 10	STRENGTH OF	OPP. STRENGTH	TEAM	ADJ.	CONF.	ADJ CONF.
Average RPI Loss:	31	RECORD	PCT. RANK	GAMES	SCHEDULE	OF SCHEDULE	RPI	RPI	RPI	RPI
DIV. I ONLY	18- 7	60	7- 3	9	17	12	12	1	1	
DIV. I NON-CONF.	9- 2	37	0- 0	46	109	11	11	1	1	
TOTALS	RPI 1-25	RPI 26-50	W-L RECORDS	RPI 51-100	RPI 101-150	RPI 150+				
18- 7	3- 4	3- 1	OVERALL	5- 2	1- 0	6- 0				
12- 0	2- 0	2- 0	HOME	3- 0	1- 0	4- 0				
4- 7	1- 4	0- 1	AWAY	1- 2	0- 0	2- 0				
2- 0	0- 0	1- 0	NEUTRAL	1- 0	0- 0	0- 0				
9- 2	0- 2	2- 0	NON-CONFERENCE	1- 0	0- 0	6- 0				
5- 0	0- 0	1- 0	HOME	0- 0	0- 0	4- 0				
2- 2	0- 2	0- 0	AWAY	0- 0	0- 0	2- 0				
2- 0	0- 0	1- 0	NEUTRAL	1- 0	0- 0	0- 0				
9- 5	3- 2	1- 1	CONFERENCE	4- 2	1- 0	0- 0				
7- 0	2- 0	1- 0	HOME	3- 0	1- 0	0- 0				
2- 5	1- 2	0- 1	AWAY	1- 2	0- 0	0- 0				
0- 0	0- 0	0- 0	NEUTRAL	0- 0	0- 0	0- 0				

RPI	S	Opponent	Score	RPI	S	Opponent	Score	RPI	S	Opponent	Score	RPI	S	Opponent	Score
3	A	South Carolina	57 66	29	H	Michigan	84 64	55	H	Utah	67 56	116	H	Arizona	69 49
7	A	Washington	70 82	35	A	Oregon	75 84	57	A	Southern California	74 59	218	H	Pacific	82 55
8	A	Baylor	70 84	35	H	Oregon	79 63	57	H	Southern California	71 67	229	H	Southern U.	95 47
9	A	Oregon St.	61 68	48	N	Iowa	78 65	68	A	California	77 80	242	A	UC Santa Barbara	71 52
9	H	Oregon St.	66 56					82	H	Colorado	87 74	258	H	Cal Poly	80 64
11	A	Stanford	85 76					85	N	Toledo	75 73	263	H	Hawaii	72 49
24	H	Arizona St.	69 60					88	A	Washington St.	73 82	277	A	N.C. A&T	83 42
LAST 12 Division I GAMES:															
9	A	Oregon St.	61 68	57	H	Southern California	71 67								
35	A	Oregon	75 84	57	A	Southern California	74 59								
11	A	Stanford	85 76	35	H	Oregon	79 63								
68	A	California	77 80	9	H	Oregon St.	66 56								
116	H	Arizona	69 49	7	A	Washington	70 82								
24	H	Arizona St.	69 60	88	A	Washington St.	73 82								

Non-Div I Games:

UCLA

■ Loss,
 ■ Non-Conf,
 ■ S Site,
 ■ Home
 ■ A Away
 N Neutral

Average RPI Win: 71		WON-LOST	WINNING	LAST 10	STRENGTH OF	OPP. STRENGTH	TEAM	ADJ.	CONF.	ADJ CONF.
Average RPI Loss: 0		RECORD	PCT. RANK	GAMES	SCHEDULE	OF SCHEDULE	RPI	RPI	RPI	RPI
DIV. I ONLY		25- 0	1	10- 0	1	2	1	1	5	5
DIV. I NON-CONF.		13- 0	1	1- 0	1	1	1	1	5	5
TOTALS		RPI 1-25	RPI 26-50		W-L RECORDS		RPI 51-100	RPI 101-150	RPI 150+	
25- 0	10- 0	3- 0		OVERALL		4- 0	4- 0	4- 0		
12- 0	4- 0	2- 0		HOME		3- 0	1- 0	2- 0		
12- 0	5- 0	1- 0		AWAY		1- 0	3- 0	2- 0		
1- 0	1- 0	0- 0		NEUTRAL		0- 0	0- 0	0- 0		
13- 0	9- 0	1- 0		NON-CONFERENCE		2- 0	0- 0	1- 0		
6- 0	4- 0	0- 0		HOME		2- 0	0- 0	0- 0		
6- 0	4- 0	1- 0		AWAY		0- 0	0- 0	1- 0		
1- 0	1- 0	0- 0		NEUTRAL		0- 0	0- 0	0- 0		
12- 0	1- 0	2- 0		CONFERENCE		2- 0	4- 0	3- 0		
6- 0	0- 0	2- 0		HOME		1- 0	1- 0	2- 0		
6- 0	1- 0	0- 0		AWAY		1- 0	3- 0	1- 0		
0- 0	0- 0	0- 0		NEUTRAL		0- 0	0- 0	0- 0		

RPI	S	Opponent	Score	RPI	S	Opponent	Score	RPI	S	Opponent	Score	RPI	S	Opponent	Score
2	A	Notre Dame	72 61	30	A	LSU	76 53	54	H	Dayton	98 65	113	A	UCF	84 48
3	H	South Carolina	66 55	33	H	South Fla.	102 37	80	H	Chattanooga	80 43	141	A	Cincinnati	96 49
5	N	Texas	72 54	40	H	Tulane	100 56	89	A	SMU	88 48	149	A	East Carolina	91 44
6	A	Florida St.	78 76					89	H	SMU	83 41	149	H	East Carolina	90 45
8	H	Baylor	72 61									154	A	Tulsa	98 58
18	H	DePaul	91 46									154	H	Tulsa	96 50
20	A	Maryland	87 81									175	H	Houston	91 42
22	A	Kansas St.	75 58									199	A	Nebraska	84 41
23	A	Temple	97 69												
25	H	Ohio St.	82 63												
LAST 12 Division I GAMES:															
3	H	South Carolina	66 55	149	A	East Carolina	91 44								
89	H	SMU	83 41	40	H	Tulane	100 56								
141	A	Cincinnati	96 49	154	A	Tulsa	98 58								
154	H	Tulsa	96 50	89	A	SMU	88 48								
23	A	Temple	97 69	33	H	South Fla.	102 37								
175	H	Houston	91 42	149	H	East Carolina	90 45								

Non-Div I Games:

UConn

Average RPI Win: 233	WON-LOST	WINNING	LAST 10	STRENGTH OF	OPP. STRENGTH	TEAM	ADJ.	CONF.	ADJ CONF.
Average RPI Loss: 168	RECORD	PCT. RANK	GAMES	SCHEDULE	OF SCHEDULE	RPI	RPI	RPI	RPI
DIV. I ONLY	13- 12	163	9- 1	237	235	206	206	22	22
DIV. I NON-CONF.	4- 8	230	0- 0	286	279	292	292	22	22
TOTALS	RPI 1-25	RPI 26-50	W-L RECORDS	RPI 51-100	RPI 101-150	RPI 150+			
13- 12	0- 1	0- 0	OVERALL	0- 2	3- 2	10- 7			
7- 6	0- 0	0- 0	HOME	0- 0	2- 1	5- 5			
5- 6	0- 1	0- 0	AWAY	0- 2	1- 1	4- 2			
1- 0	0- 0	0- 0	NEUTRAL	0- 0	0- 0	1- 0			
4- 8	0- 1	0- 0	NON-CONFERENCE	0- 1	0- 1	4- 5			
1- 5	0- 0	0- 0	HOME	0- 0	0- 1	1- 4			
2- 3	0- 1	0- 0	AWAY	0- 1	0- 0	2- 1			
1- 0	0- 0	0- 0	NEUTRAL	0- 0	0- 0	1- 0			
9- 4	0- 0	0- 0	CONFERENCE	0- 1	3- 1	6- 2			
6- 1	0- 0	0- 0	HOME	0- 0	2- 0	4- 1			
3- 3	0- 0	0- 0	AWAY	0- 1	1- 1	2- 1			
0- 0	0- 0	0- 0	NEUTRAL	0- 0	0- 0	0- 0			

RPI 1-25				RPI 26-50				RPI 51-100				RPI 101+ Team's RPI: 206			
RPI	S	Opponent	Score	RPI	S	Opponent	Score	RPI	S	Opponent	Score	RPI	S	Opponent	Score
20	A	Maryland	42 92					69	A	Virginia	30 56	131	H	Princeton	58 69
								86	A	New Hampshire	50 60	132	A	Maine	40 72
												132	H	Maine	66 62
												143	A	Albany (NY)	64 56
												143	H	Albany (NY)	63 60
												173	A	Hartford	64 47
												173	H	Hartford	73 80
												178	A	Columbia	67 56
												186	H	Towson	48 59
												193	A	American	53 70
												197	A	Binghamton	62 69
												197	H	Binghamton	53 45
												246	H	Loyola Maryland	65 70
												248	H	UMES	57 70
												249	N	Liberty	62 51
												272	H	Stony Brook	67 61
												281	A	Vermont	64 52
												281	H	Vermont	69 66
												299	H	Coppin St.	73 63
												337	A	LIU Brooklyn	57 45
												339	H	Morgan St.	61 69
												343	H	UMass Lowell	79 72
LAST 12 Division I GAMES:															
143	H	Albany (NY)	63 60	272	H	Stony Brook	67 61								
281	A	Vermont	64 52	343	H	UMass Lowell	79 72								
173	A	Hartford	64 47	143	A	Albany (NY)	64 56								
132	H	Maine	66 62	281	H	Vermont	69 66								
197	H	Binghamton	53 45	173	H	Hartford	73 80								
86	A	New Hampshire	50 60	132	A	Maine	40 72								

Non-Div I Games: Gettysburg 71 51

UMBC

■ Loss,
 ■ Non-Conf,
 ■ S Site,
 ■ H Home
 ■ A Away
 N Neutral

UMES				STRENGTH OF SCHEDULE	OPP. STRENGTH OF SCHEDULE	TEAM RPI	ADJ. RPI	CONF. RPI	ADJ CONF. RPI
Average RPI Win:	249	WON-LOST RECORD	WINNING PCT. RANK						
Average RPI Loss:	224		LAST 10 GAMES						
DIV. I ONLY	8- 13	240	3- 7	282	332	248	248	32	32
DIV. I NON-CONF.	5- 5	165	0- 1	180	254	115	115	31	31

TOTALS	RPI 1-25	RPI 26-50	W-L RECORDS	RPI 51-100	RPI 101-150	RPI 150+			
8- 13	0- 1	0- 1	OVERALL	0- 1	0- 1	8- 9			
1- 5	0- 0	0- 0	HOME	0- 0	0- 0	1- 5			
6- 8	0- 1	0- 1	AWAY	0- 1	0- 1	6- 4			
1- 0	0- 0	0- 0	NEUTRAL	0- 0	0- 0	1- 0			
5- 5	0- 1	0- 1	NON-CONFERENCE	0- 1	0- 1	5- 1			
1- 0	0- 0	0- 0	HOME	0- 0	0- 0	1- 0			
3- 5	0- 1	0- 1	AWAY	0- 1	0- 1	3- 1			
1- 0	0- 0	0- 0	NEUTRAL	0- 0	0- 0	1- 0			
3- 8	0- 0	0- 0	CONFERENCE	0- 0	0- 0	3- 8			
0- 5	0- 0	0- 0	HOME	0- 0	0- 0	0- 5			
3- 3	0- 0	0- 0	AWAY	0- 0	0- 0	3- 3			
0- 0	0- 0	0- 0	NEUTRAL	0- 0	0- 0	0- 0			

RPI 1-25				RPI 26-50				RPI 51-100				RPI 101+ Team's RPI: 248			
RPI	S	Opponent	Score	RPI	S	Opponent	Score	RPI	S	Opponent	Score	RPI	S	Opponent	Score
20	A	Maryland	61 106	28	A	North Carolina St.	58 77	69	A	Virginia	50 60	149	A	East Carolina	58 66
												170	A	Hampton	68 65
												206	A	UMBC	70 57
												221	A	Bethune-Cookman	59 56
												221	H	Bethune-Cookman	33 61
												223	H	UNCG	60 53
												254	A	Norfolk St.	43 74
												255	H	Howard	71 72
												257	N	Saint Francis (PA)	90 82
												261	H	Savannah St.	58 59
												277	A	N.C. A&T	60 57
												299	H	Coppin St.	49 55
												303	A	Mt. St. Mary's	63 52
												321	A	USC Upstate	63 76
												331	A	Fla. Atlantic	76 59
												342	A	N.C. Central	59 68
												344	A	Florida A&M	49 59
												346	H	South Carolina St.	60 67
LAST 12 Division I GAMES:															
221	H	Bethune-Cookman	33 61	344	A	Florida A&M	49 59								
254	A	Norfolk St.	43 74	221	A	Bethune-Cookman	59 56								
299	H	Coppin St.	49 55	255	H	Howard	71 72								
170	A	Hampton	68 65	277	A	N.C. A&T	60 57								
261	H	Savannah St.	58 59	342	A	N.C. Central	59 68								
346	H	South Carolina St.	60 67	321	A	USC Upstate	63 76								

Non-Div I Games: Cheyney 75 38

UMES

■ Loss,
 ■ Non-Conf,
 ■ S Site,
 ■ Home
 ■ A Away
 N Neutral

Average RPI Win:	249	WON-LOST	WINNING	LAST 10	STRENGTH OF	OPP. STRENGTH	TEAM	ADJ.	CONF.	ADJ CONF.
Average RPI Loss:	200	RECORD	PCT. RANK	GAMES	SCHEDULE	OF SCHEDULE	RPI	RPI	RPI	RPI
DIV. I ONLY	4- 17	319	1- 9	194	334	318	318	29	29	
DIV. I NON-CONF.	3- 8	262	0- 2	178	269	268	268	29	29	
TOTALS	RPI 1-25	RPI 26-50	W-L RECORDS	RPI 51-100	RPI 101-150	RPI 150+				
4- 17	0- 0	0- 0	OVERALL	0- 2	1- 0	3- 15				
2- 9	0- 0	0- 0	HOME	0- 2	0- 0	2- 7				
2- 8	0- 0	0- 0	AWAY	0- 0	1- 0	1- 8				
0- 0	0- 0	0- 0	NEUTRAL	0- 0	0- 0	0- 0				
3- 8	0- 0	0- 0	NON-CONFERENCE	0- 2	1- 0	2- 6				
1- 6	0- 0	0- 0	HOME	0- 2	0- 0	1- 4				
2- 2	0- 0	0- 0	AWAY	0- 0	1- 0	1- 2				
0- 0	0- 0	0- 0	NEUTRAL	0- 0	0- 0	0- 0				
1- 9	0- 0	0- 0	CONFERENCE	0- 0	0- 0	1- 9				
1- 3	0- 0	0- 0	HOME	0- 0	0- 0	1- 3				
0- 6	0- 0	0- 0	AWAY	0- 0	0- 0	0- 6				
0- 0	0- 0	0- 0	NEUTRAL	0- 0	0- 0	0- 0				

RPI 1-25			RPI 26-50			RPI 51-100			RPI 101+			Team's RPI: 318
RPI	S	Opponent	Score	RPI	S	Opponent	Score	RPI	S	Opponent	Score	
						79	H Northern Ill.	75	86	121	A Abilene Christian	71 68
						83	H Western Ill.	65	78	154	H Tulsa	70 80
										160	H Omaha	57 80
										164	A La Salle	59 64
										165	H Southern Ill.	69 77
										171	H Western Mich.	54 66
										180	A New Mexico St.	72 78
										180	H New Mexico St.	43 60
										207	A Wichita St.	56 54
										225	A Grand Canyon	64 75
										226	A Seattle U	52 74
										226	H Seattle U	65 75
										262	A UTRGV	39 74
										262	H UTRGV	52 63
										264	A CSU Bakersfield	33 52
										272	A Stony Brook	55 57
										329	A Utah Valley	39 58
										329	H Utah Valley	66 63
										339	H Morgan St.	64 56
LAST 12 Division I GAMES:												
226	A	Seattle U	52	74	329	H	Utah Valley	66	63			
329	A	Utah Valley	39	58	226	H	Seattle U	65	75			
262	H	UTRGV	52	63	262	A	UTRGV	39	74			
264	A	CSU Bakersfield	33	52	180	A	New Mexico St.	72	78			
225	A	Grand Canyon	64	75	272	A	Stony Brook	55	57			
180	H	New Mexico St.	43	60	164	A	La Salle	59	64			

Non-Div I Games: Cent. Christian (KS111 43 Mo.-St. Louis 60 45

UMKC

Loss, Non-Conf, S Site, H Home A Away N Neutral

Average RPI Win:	296	WON-LOST	WINNING	LAST 10	STRENGTH OF	OPP. STRENGTH	TEAM	ADJ.	CONF.	ADJ CONF.
Average RPI Loss:	200	RECORD	PCT. RANK	GAMES	SCHEDULE	OF SCHEDULE	RPI	RPI	RPI	RPI
DIV. I ONLY	2- 24	345	0- 10	278	280	343	343	22	22	
DIV. I NON-CONF.	2- 10	305	0- 0	293	340	344	344	22	22	
TOTALS	RPI 1-25	RPI 26-50	W-L RECORDS	RPI 51-100	RPI 101-150	RPI 150+				
2- 24	0- 1	0- 1	OVERALL	0- 1	0- 4	2- 17				
2- 10	0- 0	0- 0	HOME	0- 1	0- 2	2- 7				
0- 14	0- 1	0- 1	AWAY	0- 0	0- 2	0- 10				
0- 0	0- 0	0- 0	NEUTRAL	0- 0	0- 0	0- 0				
2- 10	0- 1	0- 1	NON-CONFERENCE	0- 0	0- 0	2- 8				
2- 3	0- 0	0- 0	HOME	0- 0	0- 0	2- 3				
0- 7	0- 1	0- 1	AWAY	0- 0	0- 0	0- 5				
0- 0	0- 0	0- 0	NEUTRAL	0- 0	0- 0	0- 0				
0- 14	0- 0	0- 0	CONFERENCE	0- 1	0- 4	0- 9				
0- 7	0- 0	0- 0	HOME	0- 1	0- 2	0- 4				
0- 7	0- 0	0- 0	AWAY	0- 0	0- 2	0- 5				
0- 0	0- 0	0- 0	NEUTRAL	0- 0	0- 0	0- 0				

RPI 1-25				RPI 26-50				RPI 51-100				RPI 101+ Team's RPI: 343			
RPI	S	Opponent	Score	RPI	S	Opponent	Score	RPI	S	Opponent	Score	RPI	S	Opponent	Score
20	A	Maryland	44 100	42	A	Indiana	45 79	86	H	New Hampshire	57 76	132	A	Maine	50 76
												132	H	Maine	44 65
												143	A	Albany (NY)	69 93
												143	H	Albany (NY)	60 79
												172	H	Fairfield	41 65
												173	A	Hartford	59 80
												173	H	Hartford	64 84
												178	A	Columbia	57 76
												186	A	Towson	56 90
												197	A	Binghamton	54 69
												197	H	Binghamton	48 58
												206	A	UMBC	72 79
												244	A	Boston U.	56 66
												252	H	Colgate	82 77
												272	A	Stony Brook	53 83
												272	H	Stony Brook	44 86
												281	A	Vermont	36 60
												281	H	Vermont	46 61
												298	A	Bryant	62 73
												308	H	Rhode Island	57 64
												319	A	Holy Cross	47 62
												336	H	Longwood	59 72
												340	H	Fairleigh Dickinson	61 55
LAST 12 Division I GAMES:															
				281	A	Vermont	36 60					86	H	New Hampshire	57 76
				173	H	Hartford	64 84					206	A	UMBC	72 79
				132	A	Maine	50 76					281	H	Vermont	46 61
				272	H	Stony Brook	44 86					272	A	Stony Brook	53 83
				197	A	Binghamton	54 69					173	A	Hartford	59 80
				143	H	Albany (NY)	60 79					132	H	Maine	44 65

Non-Div I Games: Keene St. 74 48

UMass Lowell

■ Loss,
 ■ Non-Conf, S Site,
 ■ Home
 ■ Away
 N Neutral

Average RPI Win: 270		WON-LOST	WINNING	LAST 10	STRENGTH OF	OPP. STRENGTH	TEAM	ADJ.	CONF.	ADJ CONF.
Average RPI Loss: 192		RECORD	PCT. RANK	GAMES	SCHEDULE	OF SCHEDULE	RPI	RPI	RPI	RPI
DIV. I ONLY		10- 13	212	3- 7	270	316	235	235	28	28
DIV. I NON-CONF.		5- 5	165	0- 0	217	275	172	172	28	28
TOTALS	RPI 1-25	RPI 26-50		W-L RECORDS		RPI 51-100	RPI 101-150	RPI 150+		
10- 13	0- 0	0- 1		OVERALL		0- 1	0- 2	10- 9		
5- 4	0- 0	0- 0		HOME		0- 0	0- 1	5- 3		
5- 8	0- 0	0- 0		AWAY		0- 1	0- 1	5- 2		
0- 1	0- 0	0- 1		NEUTRAL		0- 0	0- 0	0- 0		
5- 5	0- 0	0- 1		NON-CONFERENCE		0- 1	0- 1	5- 2		
3- 0	0- 0	0- 0		HOME		0- 0	0- 0	3- 0		
2- 4	0- 0	0- 0		AWAY		0- 1	0- 1	2- 2		
0- 1	0- 0	0- 1		NEUTRAL		0- 0	0- 0	0- 0		
5- 8	0- 0	0- 0		CONFERENCE		0- 0	0- 1	5- 7		
2- 4	0- 0	0- 0		HOME		0- 0	0- 1	2- 3		
3- 4	0- 0	0- 0		AWAY		0- 0	0- 0	3- 4		
0- 0	0- 0	0- 0		NEUTRAL		0- 0	0- 0	0- 0		

RPI 1-25				RPI 26-50				RPI 51-100				RPI 101+				Team's RPI: 235	
RPI	S	Opponent	Score	RPI	S	Opponent	Score	RPI	S	Opponent	Score	RPI	S	Opponent	Score		
				27	N	Harvard	62 79	60	A	Virginia Tech	52 71	127	A	Fordham	42 55		
												135	H	Radford	62 64		
												196	A	Appalachian St.	51 81		
												210	A	Campbell	60 61		
												210	H	Campbell	55 61		
												222	A	Presbyterian	67 60		
												222	H	Presbyterian	47 52		
												223	A	UNCG	77 63		
												236	A	Charleston So.	66 73		
												236	H	Charleston So.	56 47		
												239	H	Wofford	84 65		
												241	A	Furman	51 63		
												249	H	Liberty	64 54		
												260	H	Tennessee Tech	77 65		
												265	A	High Point	70 81		
												265	H	High Point	60 76		
												287	H	Western Caro.	62 53		
												307	A	Gardner-Webb	52 55		
												321	A	USC Upstate	70 59		
												328	A	Winthrop	68 53		
												336	A	Longwood	80 53		
LAST 12 Division I GAMES:																	
				236	A	Charleston So.	66 73	222	A	Presbyterian	67 60						
				210	A	Campbell	60 61	249	H	Liberty	64 54						
				222	H	Presbyterian	47 52	307	A	Gardner-Webb	52 55						
				265	A	High Point	70 81	265	H	High Point	60 76						
				236	H	Charleston So.	56 47	328	A	Winthrop	68 53						
				135	H	Radford	62 64	336	A	Longwood	80 53						

Non-Div I Games:	Warren Wilson	113	51
------------------	---------------	-----	----

UNC Asheville

Loss, Non-Conf, S Site, H Home A Away N Neutral

Average RPI Win: 267	WON-LOST	WINNING	LAST 10	STRENGTH OF	OPP. STRENGTH	TEAM	ADJ.	CONF.	ADJ CONF.
Average RPI Loss: 180	RECORD	PCT. RANK	GAMES	SCHEDULE	OF SCHEDULE	RPI	RPI	RPI	RPI
DIV. I ONLY	10- 12	204	5- 5	232	318	223	223	17	17
DIV. I NON-CONF.	5- 6	186	1- 0	281	348	249	249	20	20
TOTALS	RPI 1-25	RPI 26-50	W-L RECORDS	RPI 51-100	RPI 101-150	RPI 150+			
10- 12	0- 0	0- 0	OVERALL	0- 1	0- 4	10- 7			
6- 4	0- 0	0- 0	HOME	0- 0	0- 2	6- 2			
4- 8	0- 0	0- 0	AWAY	0- 1	0- 2	4- 5			
0- 0	0- 0	0- 0	NEUTRAL	0- 0	0- 0	0- 0			
5- 6	0- 0	0- 0	NON-CONFERENCE	0- 0	0- 2	5- 4			
2- 3	0- 0	0- 0	HOME	0- 0	0- 1	2- 2			
3- 3	0- 0	0- 0	AWAY	0- 0	0- 1	3- 2			
0- 0	0- 0	0- 0	NEUTRAL	0- 0	0- 0	0- 0			
5- 6	0- 0	0- 0	CONFERENCE	0- 1	0- 2	5- 3			
4- 1	0- 0	0- 0	HOME	0- 0	0- 1	4- 0			
1- 5	0- 0	0- 0	AWAY	0- 1	0- 1	1- 3			
0- 0	0- 0	0- 0	NEUTRAL	0- 0	0- 0	0- 0			

RPI 1-25				RPI 26-50				RPI 51-100				RPI 101+				Team's RPI: 223	
RPI	S	Opponent	Score	RPI	S	Opponent	Score	RPI	S	Opponent	Score	RPI	S	Opponent	Score		
								80	A	Chattanooga	55	58	101	A	Mercer	47	58
												101	H	Mercer	64	77	
												135	H	Radford	54	70	
												142	A	VCU	54	65	
												187	A	ETSU	52	60	
												222	H	Presbyterian	62	69	
												232	A	Murray St.	70	81	
												235	H	UNC Asheville	63	77	
												239	A	Wofford	48	54	
												239	H	Wofford	67	61	
												240	A	Samford	55	47	
												240	H	Samford	64	40	
												241	A	Furman	55	65	
												241	H	Furman	65	52	
												248	A	UMES	53	60	
												254	H	Norfolk St.	59	52	
												260	A	Tennessee Tech	65	59	
												265	A	High Point	69	67	
												287	H	Western Caro.	62	45	
												302	H	Eastern Ky.	81	66	
												342	A	N.C. Central	64	51	
LAST 12 Division I GAMES:																	
				101	A	Mercer	47	58				187	A	ETSU	52	60	
				240	A	Samford	55	47				240	H	Samford	64	40	
				241	H	Furman	65	52				101	H	Mercer	64	77	
				239	H	Wofford	67	61				239	A	Wofford	48	54	
				287	H	Western Caro.	62	45				241	A	Furman	55	65	
				80	A	Chattanooga	55	58				265	A	High Point	69	67	

Non-Div I Games: Barton 70 48 UNC Pembroke 72 69 Greensboro 83 26 Brevard 77 34 UNCG

Average RPI Win:	224	WON-LOST	WINNING	LAST 10	STRENGTH OF	OPP. STRENGTH	TEAM	ADJ.	CONF.	ADJ CONF.
Average RPI Loss:	114	RECORD	PCT. RANK	GAMES	SCHEDULE	OF SCHEDULE	RPI	RPI	RPI	RPI
DIV. I ONLY	8- 15	252	4- 6	136	101	208	208	8	8	
DIV. I NON-CONF.	4- 6	209	0- 0	218	152	221	221	8	8	
TOTALS	RPI 1-25	RPI 26-50	W-L RECORDS	RPI 51-100	RPI 101-150	RPI 150+				
8- 15	0- 1	0- 3	OVERALL	0- 2	0- 4	8- 5				
4- 7	0- 0	0- 1	HOME	0- 1	0- 2	4- 3				
4- 8	0- 1	0- 2	AWAY	0- 1	0- 2	4- 2				
0- 0	0- 0	0- 0	NEUTRAL	0- 0	0- 0	0- 0				
4- 6	0- 1	0- 1	NON-CONFERENCE	0- 0	0- 1	4- 3				
2- 3	0- 0	0- 0	HOME	0- 0	0- 0	2- 3				
2- 3	0- 1	0- 1	AWAY	0- 0	0- 1	2- 0				
0- 0	0- 0	0- 0	NEUTRAL	0- 0	0- 0	0- 0				
4- 9	0- 0	0- 2	CONFERENCE	0- 2	0- 3	4- 2				
2- 4	0- 0	0- 1	HOME	0- 1	0- 2	2- 0				
2- 5	0- 0	0- 1	AWAY	0- 1	0- 1	2- 2				
0- 0	0- 0	0- 0	NEUTRAL	0- 0	0- 0	0- 0				

RPI 1-25				RPI 26-50				RPI 51-100				RPI 101+				Team's RPI: 208	
RPI	S	Opponent	Score	RPI	S	Opponent	Score	RPI	S	Opponent	Score	RPI	S	Opponent	Score		
14	A	Tennessee	54 90	28	A	North Carolina St.	54 86	66	A	Drexel	51 76	115	A	Delaware	40 57		
				31	H	Elon	56 66	66	H	Drexel	38 71	115	H	Delaware	52 63		
				39	A	James Madison	51 73					128	H	William & Mary	43 57		
												149	A	East Carolina	65 75		
												164	H	La Salle	48 64		
												168	H	Providence	49 65		
												179	A	Northeastern	47 55		
												186	A	Towson	48 42		
												186	H	Towson	59 56		
												189	A	Hofstra	56 54		
												202	A	Col. of Charleston	37 76		
												202	H	Col. of Charleston	67 61		
												239	H	Wofford	67 71		
												241	H	Furman	56 52		
												254	H	Norfolk St.	64 56		
												259	A	Georgia St.	72 66		
												273	A	Davidson	67 58		
LAST 12 Division I GAMES:																	
66	A	Drexel	51 76	179	A	Northeastern	47 55										
186	A	Towson	48 42	189	A	Hofstra	56 54										
31	H	Elon	56 66	128	H	William & Mary	43 57										
115	A	Delaware	40 57	66	H	Drexel	38 71										
202	H	Col. of Charleston	67 61	202	A	Col. of Charleston	37 76										
186	H	Towson	59 56	115	H	Delaware	52 63										

Non-Div I Games: Catawba 91 65

UNCW

■ Loss,
 ■ Non-Conf,
 ■ S Site,
 ■ Home
 ■ Away
 N Neutral

Average RPI Win:	195	WON-LOST	WINNING	LAST 10	STRENGTH OF	OPP. STRENGTH	TEAM	ADJ.	CONF.	ADJ CONF.
Average RPI Loss:	73	RECORD	PCT. RANK	GAMES	SCHEDULE	OF SCHEDULE	RPI	RPI	RPI	RPI
DIV. I ONLY	17- 6	53	8- 2	159	103	67	67	16	16	
DIV. I NON-CONF.	6- 4	127	0- 0	29	6	46	46	14	14	
TOTALS	RPI 1-25	RPI 26-50	W-L RECORDS	RPI 51-100	RPI 101-150	RPI 150+				
17- 6	2- 0	0- 3	OVERALL	1- 2	3- 0	11- 1				
9- 2	2- 0	0- 2	HOME	0- 0	1- 0	6- 0				
6- 4	0- 0	0- 1	AWAY	1- 2	1- 0	4- 1				
2- 0	0- 0	0- 0	NEUTRAL	0- 0	1- 0	1- 0				
6- 4	2- 0	0- 2	NON-CONFERENCE	1- 2	2- 0	1- 0				
3- 1	2- 0	0- 1	HOME	0- 0	1- 0	0- 0				
1- 3	0- 0	0- 1	AWAY	1- 2	0- 0	0- 0				
2- 0	0- 0	0- 0	NEUTRAL	0- 0	1- 0	1- 0				
11- 2	0- 0	0- 1	CONFERENCE	0- 0	1- 0	10- 1				
6- 1	0- 0	0- 1	HOME	0- 0	0- 0	6- 0				
5- 1	0- 0	0- 0	AWAY	0- 0	1- 0	4- 1				
0- 0	0- 0	0- 0	NEUTRAL	0- 0	0- 0	0- 0				

RPI 1-25			RPI 26-50			RPI 51-100			Team's RPI: 67	RPI 101+		
RPI	S	Opponent	Score	RPI	S	Opponent	Score	RPI	S	Opponent	Score	
21	H	Creighton	50 49	36	H	South Dakota St.	50 61	62	A	IUPUI	69 62	125 N Idaho 76 74
22	H	Kansas St.	67 59	38	H	Drake	79 88	75	A	Oklahoma St.	57 81	133 H North Dakota 74 53
				48	A	Iowa	39 88	77	A	Iowa St.	68 76	150 A Missouri St. 61 54
												165 A Southern Ill. 59 64
												165 H Southern Ill. 79 49
												205 H Indiana St. 59 47
												207 A Wichita St. 63 61
												214 A Bradley 72 53
												214 H Bradley 70 50
												279 A Evansville 62 36
												279 H Evansville 54 40
												306 N Denver 79 68
												310 A Illinois St. 78 40
												310 H Illinois St. 82 51
												320 H Loyola Chicago 68 30
LAST 12 Division I GAMES:												
310	H	Illinois St.	82 51	205	H	Indiana St.	59 47					
214	H	Bradley	70 50	214	A	Bradley	72 53					
165	A	Southern Ill.	59 64	310	A	Illinois St.	78 40					
279	A	Evansville	62 36	279	H	Evansville	54 40					
38	H	Drake	79 88	165	H	Southern Ill.	79 49					
320	H	Loyola Chicago	68 30	207	A	Wichita St.	63 61					

Non-Div I Games: Wis.-Parkside 72 57

UNI

■ Loss,
 ■ Non-Conf, S Site,
 ■ Home
 ■ Away
 N Neutral

UNLVUNLV

UNLV

Page 313

Average RPI Win:	295	WON-LOST	WINNING	LAST 10	STRENGTH OF	OPP. STRENGTH	TEAM	ADJ.	CONF.	ADJ CONF.
Average RPI Loss:	191	RECORD	PCT. RANK	GAMES	SCHEDULE	OF SCHEDULE	RPI	RPI	RPI	RPI
DIV. I ONLY	6- 17	295	1- 9	313	266	321	321	23	23	
DIV. I NON-CONF.	4- 8	230	1- 0	283	328	281	281	23	23	
TOTALS	RPI 1-25	RPI 26-50	W-L RECORDS	RPI 51-100	RPI 101-150	RPI 150+				
6- 17	0- 0	0- 1	OVERALL	0- 4	0- 2	6- 10				
3- 7	0- 0	0- 0	HOME	0- 1	0- 1	3- 5				
3- 10	0- 0	0- 1	AWAY	0- 3	0- 1	3- 5				
0- 0	0- 0	0- 0	NEUTRAL	0- 0	0- 0	0- 0				
4- 8	0- 0	0- 1	NON-CONFERENCE	0- 1	0- 1	4- 5				
1- 4	0- 0	0- 0	HOME	0- 0	0- 1	1- 3				
3- 4	0- 0	0- 1	AWAY	0- 1	0- 0	3- 2				
0- 0	0- 0	0- 0	NEUTRAL	0- 0	0- 0	0- 0				
2- 9	0- 0	0- 0	CONFERENCE	0- 3	0- 1	2- 5				
2- 3	0- 0	0- 0	HOME	0- 1	0- 0	2- 2				
0- 6	0- 0	0- 0	AWAY	0- 2	0- 1	0- 3				
0- 0	0- 0	0- 0	NEUTRAL	0- 0	0- 0	0- 0				

RPI S	Opponent	Score	RPI S	Opponent	Score	RPI S	Opponent	Score	RPI S	Opponent	Score	Team's RPI: 321
			50 A	West Virginia	33 91	90 A	Jacksonville	46 59	119 A	Stetson	68 80	
						90 H	Jacksonville	47 65	128 H	William & Mary	46 49	
						96 A	FGCU	43 93	185 A	Illinois	57 77	
						99 A	Purdue	41 71	210 H	Campbell	41 56	
									222 A	Presbyterian	55 48	
									235 H	UNC Asheville	59 70	
									241 A	Furman	37 57	
									248 H	UMES	76 63	
									274 A	Kennesaw St.	67 74	
									274 H	Kennesaw St.	71 79	
									275 A	North Florida	74 77	
									275 H	North Florida	67 78	
									296 A	Lipscomb	77 84	
									296 H	Lipscomb	89 75	
									307 H	Gardner-Webb	53 57	
									317 H	NJIT	75 58	
									342 A	N.C. Central	68 58	
									346 A	South Carolina St.	73 67	
LAST 12 Division I GAMES:												
			90 A	Jacksonville	46 59	96 A	FGCU	43 93				
			275 A	North Florida	74 77	119 A	Stetson	68 80				
			296 H	Lipscomb	89 75	275 H	North Florida	67 78				
			274 A	Kennesaw St.	67 74	90 H	Jacksonville	47 65				
			296 A	Lipscomb	77 84	317 H	NJIT	75 58				
			274 H	Kennesaw St.	71 79	342 A	N.C. Central	68 58				

Non-Div I Games: Bob Jones 92 50 Converse 93 35 Warren Wilson 91 53

USC Upstate

Loss, Non-Conf, S Site, H Home A Away N Neutral

Average RPI Win:	220	WON-LOST	WINNING	LAST 10	STRENGTH OF	OPP. STRENGTH	TEAM	ADJ.	CONF.	ADJ CONF.
Average RPI Loss:	89	RECORD	PCT. RANK	GAMES	SCHEDULE	OF SCHEDULE	RPI	RPI	RPI	RPI
DIV. I ONLY	14- 6	67	7- 3	157	180	98	98	21	21	
DIV. I NON-CONF.	5- 3	122	0- 0	85	64	69	69	19	19	
TOTALS	RPI 1-25	RPI 26-50	W-L RECORDS	RPI 51-100	RPI 101-150	RPI 150+				
14- 6	0- 1	0- 1	OVERALL	1- 2	0- 1	13- 1				
7- 3	0- 0	0- 1	HOME	0- 1	0- 0	7- 1				
6- 3	0- 1	0- 0	AWAY	1- 1	0- 1	5- 0				
1- 0	0- 0	0- 0	NEUTRAL	0- 0	0- 0	1- 0				
5- 3	0- 1	0- 0	NON-CONFERENCE	1- 2	0- 0	4- 0				
2- 1	0- 0	0- 0	HOME	0- 1	0- 0	2- 0				
2- 2	0- 1	0- 0	AWAY	1- 1	0- 0	1- 0				
1- 0	0- 0	0- 0	NEUTRAL	0- 0	0- 0	1- 0				
9- 3	0- 0	0- 1	CONFERENCE	0- 0	0- 1	9- 1				
5- 2	0- 0	0- 1	HOME	0- 0	0- 0	5- 1				
4- 1	0- 0	0- 0	AWAY	0- 0	0- 1	4- 0				
0- 0	0- 0	0- 0	NEUTRAL	0- 0	0- 0	0- 0				

RPI 1-25			RPI 26-50			RPI 51-100			Team's RPI: 98	RPI 101+		
RPI	S	Opponent	Score	RPI	S	Opponent	Score	RPI	S	Opponent	Score	
22	A	Kansas St.	49 62	44	H	Little Rock	49 58	81	A	Western Ky.	71 68	108 A Troy 68 85
								92	A	Texas Tech	60 79	157 H UTSA 75 54
								94	H	SFA	60 65	161 H Louisiana 79 66
												176 A Texas St. 61 39
												176 H Texas St. 69 75
												196 A Appalachian St. 73 62
												196 H Appalachian St. 74 63
												198 A Seton Hall 86 61
												207 H Wichita St. 74 70
												233 A South Ala. 73 49
												267 N San Diego St. 64 58
												278 A Coastal Caro. 70 41
												278 H Coastal Caro. 60 58
												323 H Arkansas St. 69 58
												332 H La.-Monroe 93 59
LAST 12 Division I GAMES:												
323	H	Arkansas St.	69 58	161	H	Louisiana	79 66					
44	H	Little Rock	49 58	108	A	Troy	68 85					
176	H	Texas St.	69 75	233	A	South Ala.	73 49					
196	A	Appalachian St.	73 62	176	A	Texas St.	61 39					
278	A	Coastal Caro.	70 41	278	H	Coastal Caro.	60 58					
332	H	La.-Monroe	93 59	196	H	Appalachian St.	74 63					

Non-Div I Games: Tex. A&M-Commerce 80 50 Eastern N.M. 65 48

UT Arlington

Loss, Non-Conf, S Site, H Home A Away N Neutral

Average RPI Win:	260	WON-LOST	WINNING	LAST 10	STRENGTH OF	OPP. STRENGTH	TEAM	ADJ.	CONF.	ADJ CONF.
Average RPI Loss:	152	RECORD	PCT. RANK	GAMES	SCHEDULE	OF SCHEDULE	RPI	RPI	RPI	RPI
DIV. I ONLY	9- 17	256	5- 5	212	177	247	247	26	26	
DIV. I NON-CONF.	3- 10	280	0- 0	132	39	238	238	26	26	
TOTALS	RPI 1-25	RPI 26-50	W-L RECORDS	RPI 51-100	RPI 101-150	RPI 150+				
9- 17	0- 2	0- 2	OVERALL	0- 4	0- 1	9- 8				
6- 6	0- 1	0- 0	HOME	0- 2	0- 0	6- 3				
3- 11	0- 1	0- 2	AWAY	0- 2	0- 1	3- 5				
0- 0	0- 0	0- 0	NEUTRAL	0- 0	0- 0	0- 0				
3- 10	0- 2	0- 2	NON-CONFERENCE	0- 3	0- 1	3- 2				
2- 3	0- 1	0- 0	HOME	0- 2	0- 0	2- 0				
1- 7	0- 1	0- 2	AWAY	0- 1	0- 1	1- 2				
0- 0	0- 0	0- 0	NEUTRAL	0- 0	0- 0	0- 0				
6- 7	0- 0	0- 0	CONFERENCE	0- 1	0- 0	6- 6				
4- 3	0- 0	0- 0	HOME	0- 0	0- 0	4- 3				
2- 4	0- 0	0- 0	AWAY	0- 1	0- 0	2- 3				
0- 0	0- 0	0- 0	NEUTRAL	0- 0	0- 0	0- 0				

RPI 1-25				RPI 26-50				RPI 51-100				RPI 101+ Team's RPI: 247			
RPI	S	Opponent	Score	RPI	S	Opponent	Score	RPI	S	Opponent	Score	RPI	S	Opponent	Score
13	H	Louisville	57 100	26	A	Missouri	69 80	58	A	Northwestern	59 82	146	A	Oral Roberts	53 82
18	A	DePaul	68 100	41	A	Ohio	55 72	75	A	Belmont	66 71	165	H	Southern Ill.	76 68
								80	H	Chattanooga	60 80	191	H	Morehead St.	68 89
								97	H	Vanderbilt	77 79	216	A	SIUE	82 72
												216	H	SIUE	68 70
												232	A	Murray St.	90 70
												240	A	Samford	62 69
												251	H	Jacksonville St.	94 83
												253	H	Austin Peay	83 80
												260	A	Tennessee Tech	71 81
												268	A	Tennessee St.	80 85
												270	H	Southeast Mo. St.	79 82
												277	A	N.C. A&T	59 74
												287	A	Western Caro.	84 72
												302	H	Eastern Ky.	66 56
												312	A	Eastern Ill.	70 80
												312	H	Eastern Ill.	74 72
												323	H	Arkansas St.	68 63
LAST 12 Division I GAMES:															
216	A	SIUE	82 72	216	H	SIUE	68 70								
312	H	Eastern Ill.	74 72	312	A	Eastern Ill.	70 80								
302	H	Eastern Ky.	66 56	270	H	Southeast Mo. St.	79 82								
260	A	Tennessee Tech	71 81	268	A	Tennessee St.	80 85								
232	A	Murray St.	90 70	75	A	Belmont	66 71								
253	H	Austin Peay	83 80	191	H	Morehead St.	68 89								

Non-Div I Games:

UT Martin

■ Loss,
 ■ Non-Conf, S Site,
 ■ Home
 ■ Away
 N Neutral

Average RPI Win:	269	WON-LOST	WINNING	LAST 10	STRENGTH OF	OPP. STRENGTH	TEAM	ADJ.	CONF.	ADJ CONF.
Average RPI Loss:	140	RECORD	PCT. RANK	GAMES	SCHEDULE	OF SCHEDULE	RPI	RPI	RPI	RPI
DIV. I ONLY	5- 18	309	2- 8	161	146	292	292	15	15	
DIV. I NON-CONF.	2- 9	293	0- 0	131	201	302	302	16	16	
TOTALS	RPI 1-25	RPI 26-50	W-L RECORDS	RPI 51-100	RPI 101-150	RPI 150+				
5- 18	0- 1	0- 2	OVERALL	0- 2	0- 4	5- 9				
4- 6	0- 0	0- 0	HOME	0- 1	0- 1	4- 4				
1- 7	0- 0	0- 0	AWAY	0- 1	0- 2	1- 4				
0- 5	0- 1	0- 2	NEUTRAL	0- 0	0- 1	0- 1				
2- 9	0- 1	0- 2	NON-CONFERENCE	0- 0	0- 2	2- 4				
2- 3	0- 0	0- 0	HOME	0- 0	0- 0	2- 3				
0- 1	0- 0	0- 0	AWAY	0- 0	0- 1	0- 0				
0- 5	0- 1	0- 2	NEUTRAL	0- 0	0- 1	0- 1				
3- 9	0- 0	0- 0	CONFERENCE	0- 2	0- 2	3- 5				
2- 3	0- 0	0- 0	HOME	0- 1	0- 1	2- 1				
1- 6	0- 0	0- 0	AWAY	0- 1	0- 1	1- 4				
0- 0	0- 0	0- 0	NEUTRAL	0- 0	0- 0	0- 0				

RPI 1-25			RPI 26-50			RPI 51-100			RPI 101+			Team's RPI: 292
RPI	S	Opponent	Score	RPI	S	Opponent	Score	RPI	S	Opponent	Score	
22	N	Kansas St.	40 61	28	N	North Carolina St.	55 71	65	A	Middle Tenn.	53 76	120 A Southern Miss. 48 73
				30	N	LSU	45 78	81	H	Western Ky.	54 71	120 H Southern Miss. 68 79
										138 N Alabama	60 78	
										148 A New Mexico	66 79	
										153 N Pittsburgh	46 71	
										155 A Louisiana Tech	61 69	
										155 H Louisiana Tech	69 62	
										157 A UTSA	76 97	
										157 H UTSA	81 83	
										180 H New Mexico St.	59 67	
										183 A UAB	61 74	
										203 H Texas Southern	68 89	
										250 H Marshall	84 74	
										264 H CSU Bakersfield	74 61	
										280 A FIU	87 88	
										304 H Northern Ariz.	51 65	
										331 A Fla. Atlantic	51 50	
										345 H Houston Baptist	75 45	
LAST 12 Division I GAMES:												
120	A	Southern Miss.	48 73	157	A	UTSA	76 97					
155	A	Louisiana Tech	61 69	331	A	Fla. Atlantic	51 50					
65	A	Middle Tenn.	53 76	280	A	FIU	87 88					
183	A	UAB	61 74	120	H	Southern Miss.	68 79					
250	H	Marshall	84 74	155	H	Louisiana Tech	69 62					
81	H	Western Ky.	54 71	157	H	UTSA	81 83					

Non-Div I Games: Western N.M. 93 46

UTEP

■ Loss,
 ■ Non-Conf,
 ■ S Site,
 ■ H Home
 ■ A Away
 N Neutral

Average RPI Win: 303	WON-LOST	WINNING	LAST 10	STRENGTH OF	OPP. STRENGTH	TEAM	ADJ.	CONF.	ADJ CONF.
Average RPI Loss: 157	RECORD	PCT. RANK	GAMES	SCHEDULE	OF SCHEDULE	RPI	RPI	RPI	RPI
DIV. I ONLY	13- 10	134	3- 3	348	166	262	262	29	29
DIV. I NON-CONF.	7- 6	157	1- 1	328	66	209	209	29	29
<hr/>									
TOTALS	RPI 1-25	RPI 26-50	W-L RECORDS	RPI 51-100	RPI 101-150	RPI 150+			
13- 10	0- 2	0- 0	OVERALL	0- 1	0- 1	13- 6			
8- 3	0- 0	0- 0	HOME	0- 0	0- 0	8- 3			
4- 7	0- 2	0- 0	AWAY	0- 1	0- 1	4- 3			
1- 0	0- 0	0- 0	NEUTRAL	0- 0	0- 0	1- 0			
7- 6	0- 2	0- 0	NON-CONFERENCE	0- 1	0- 1	7- 2			
4- 1	0- 0	0- 0	HOME	0- 0	0- 0	4- 1			
2- 5	0- 2	0- 0	AWAY	0- 1	0- 1	2- 1			
1- 0	0- 0	0- 0	NEUTRAL	0- 0	0- 0	1- 0			
6- 4	0- 0	0- 0	CONFERENCE	0- 0	0- 0	6- 4			
4- 2	0- 0	0- 0	HOME	0- 0	0- 0	4- 2			
2- 2	0- 0	0- 0	AWAY	0- 0	0- 0	2- 2			
0- 0	0- 0	0- 0	NEUTRAL	0- 0	0- 0	0- 0			

RPI 1-25				RPI 26-50				RPI 51-100				RPI 101+ Team's RPI: 262			
RPI	S	Opponent	Score	RPI	S	Opponent	Score	RPI	S	Opponent	Score	RPI	S	Opponent	Score
5	A	Texas	61 85					75	A	Oklahoma St.	53 86	121	A	Abilene Christian	54 70
17	A	Oklahoma	59 92									175	H	Houston	52 68
												199	A	Nebraska	53 71
												204	N	North Texas	74 69
												225	A	Grand Canyon	59 60
												225	H	Grand Canyon	52 49
												226	H	Seattle U	54 67
												264	A	CSU Bakersfield	46 74
												264	H	CSU Bakersfield	61 67
												295	H	North Dakota St.	81 67
												300	H	Prairie View	82 74
												301	A	A&M-Corpus Christi	68 65
												301	H	A&M-Corpus Christi	55 46
												318	A	UMKC	63 52
												318	H	UMKC	74 39
												329	H	Utah Valley	64 55
												335	A	Chicago St.	57 46
												335	H	Chicago St.	71 43
												338	A	Sam Houston St.	69 45
												338	H	Sam Houston St.	78 50
<hr/>															
LAST 12 Division I GAMES:															
121	A	Abilene Christian	54 70	329	H	Utah Valley	64 55								
204	N	North Texas	74 69	335	A	Chicago St.	57 46								
264	H	CSU Bakersfield	61 67	225	A	Grand Canyon	59 60								
225	H	Grand Canyon	52 49	264	A	CSU Bakersfield	46 74								
318	A	UMKC	63 52	318	H	UMKC	74 39								
226	H	Seattle U	54 67	335	H	Chicago St.	71 43								

Non-Div I Games: St. Thomas (TX) 63 56 Texas Lutheran 68 52 Evangel 86 55

UTRGV

Loss, Non-Conf, S Site, H Home A Away N Neutral

Average RPI Win:	216	WON-LOST	WINNING	LAST 10	STRENGTH OF	OPP. STRENGTH	TEAM	ADJ.	CONF.	ADJ CONF.
Average RPI Loss:	107	RECORD	PCT. RANK	GAMES	SCHEDULE	OF SCHEDULE	RPI	RPI	RPI	RPI
DIV. I ONLY	10- 11	195	6- 4	115	112	157	157	15	15	
DIV. I NON-CONF.	3- 6	230	0- 0	26	57	175	175	16	16	
TOTALS	RPI 1-25	RPI 26-50	W-L RECORDS	RPI 51-100	RPI 101-150	RPI 150+				
10- 11	0- 1	0- 2	OVERALL	1- 2	1- 3	8- 3				
6- 5	0- 0	0- 1	HOME	1- 0	1- 2	4- 2				
4- 6	0- 1	0- 1	AWAY	0- 2	0- 1	4- 1				
0- 0	0- 0	0- 0	NEUTRAL	0- 0	0- 0	0- 0				
3- 6	0- 1	0- 2	NON-CONFERENCE	0- 1	1- 1	2- 1				
3- 3	0- 0	0- 1	HOME	0- 0	1- 1	2- 1				
0- 3	0- 1	0- 1	AWAY	0- 1	0- 0	0- 0				
0- 0	0- 0	0- 0	NEUTRAL	0- 0	0- 0	0- 0				
7- 5	0- 0	0- 0	CONFERENCE	1- 1	0- 2	6- 2				
3- 2	0- 0	0- 0	HOME	1- 0	0- 1	2- 1				
4- 3	0- 0	0- 0	AWAY	0- 1	0- 1	4- 1				
0- 0	0- 0	0- 0	NEUTRAL	0- 0	0- 0	0- 0				

RPI 1-25				RPI 26-50				RPI 51-100				RPI 101+ Team's RPI: 157			
RPI	S	Opponent	Score	RPI	S	Opponent	Score	RPI	S	Opponent	Score	RPI	S	Opponent	Score
5	A	Texas	43 76	35	A	Oregon	63 77	65	A	Middle Tenn.	63 77	114	H	Northern Colo.	66 73
				40	H	Tulane	66 75	81	H	Western Ky.	80 77	120	A	Southern Miss.	71 74
								98	A	UT Arlington	54 75	120	H	Southern Miss.	68 69
												121	H	Abilene Christian	71 68
												155	A	Louisiana Tech	71 77
												155	H	Louisiana Tech	63 61
												175	H	Houston	49 56
												176	H	Texas St.	72 47
												183	A	UAB	82 67
												249	H	Liberty	80 64
												250	H	Marshall	81 88
												280	A	FIU	70 61
												292	A	UTEP	83 81
												292	H	UTEP	97 76
												331	A	Fla. Atlantic	72 62
LAST 12 Division I GAMES:															
155	A	Louisiana Tech	71 77	292	H	UTEP	97 76								
120	A	Southern Miss.	71 74	280	A	FIU	70 61								
183	A	UAB	82 67	331	A	Fla. Atlantic	72 62								
65	A	Middle Tenn.	63 77	155	H	Louisiana Tech	63 61								
81	H	Western Ky.	80 77	120	H	Southern Miss.	68 69								
250	H	Marshall	81 88	292	A	UTEP	83 81								

Non-Div I Games: Tex. A&M-Kingsville70 44 Angelo St. 77 85

UTSA

Loss, Non-Conf, S Site, H Home A Away N Neutral

Average RPI Win:	163	WON-LOST	WINNING	LAST 10	STRENGTH OF	OPP. STRENGTH	TEAM	ADJ.	CONF.	ADJ CONF.
Average RPI Loss:	40	RECORD	PCT. RANK	GAMES	SCHEDULE	OF SCHEDULE	RPI	RPI	RPI	RPI
DIV. I ONLY	15- 10	114	3- 7	39	59	55	55	1	1	
DIV. I NON-CONF.	11- 0	1	0- 0	175	303	28	28	1	1	
TOTALS	RPI 1-25	RPI 26-50	W-L RECORDS	RPI 51-100	RPI 101-150	RPI 150+				
15- 10	0- 6	0- 1	OVERALL	6- 2	2- 1	7- 0				
9- 5	0- 3	0- 0	HOME	4- 1	0- 1	5- 0				
5- 5	0- 3	0- 1	AWAY	2- 1	1- 0	2- 0				
1- 0	0- 0	0- 0	NEUTRAL	0- 0	1- 0	0- 0				
11- 0	0- 0	0- 0	NON-CONFERENCE	2- 0	2- 0	7- 0				
7- 0	0- 0	0- 0	HOME	2- 0	0- 0	5- 0				
3- 0	0- 0	0- 0	AWAY	0- 0	1- 0	2- 0				
1- 0	0- 0	0- 0	NEUTRAL	0- 0	1- 0	0- 0				
4- 10	0- 6	0- 1	CONFERENCE	4- 2	0- 1	0- 0				
2- 5	0- 3	0- 0	HOME	2- 1	0- 1	0- 0				
2- 5	0- 3	0- 1	AWAY	2- 1	0- 0	0- 0				
0- 0	0- 0	0- 0	NEUTRAL	0- 0	0- 0	0- 0				

RPI S	Opponent	Score	RPI S	Opponent	Score	RPI S	Opponent	Score	RPI S	Opponent	Score
7	H Washington	53 82	35	A Oregon	66 84	57	A Southern California	58 53	104	N Charlotte	81 68
9	A Oregon St.	44 70				68	A California	73 64	116	H Arizona	70 81
11	A Stanford	51 87				68	H California	63 57	122	A St. Mary's (CA)	63 62
11	H Stanford	58 77				71	H Montana St.	74 64	167	A Fresno St.	65 55
12	A UCLA	56 67				82	A Colorado	49 54	190	H Utah St.	65 58
24	H Arizona St.	44 66				82	H Colorado	58 53	217	H Weber St.	71 52
						88	H Washington St.	55 61	286	A Nevada	80 50
						93	H BYU	77 60	288	H Southern Utah	69 43
									304	H Northern Ariz.	78 65
									329	H Utah Valley	100 52
LAST 12 Division I GAMES:											
11	A Stanford	51 87	35	A Oregon	66 84						
68	A California	73 64	9	A Oregon St.	44 70						
88	H Washington St.	55 61	68	H California	63 57						
7	H Washington	53 82	11	H Stanford	58 77						
82	H Colorado	58 53	116	H Arizona	70 81						
82	A Colorado	49 54	24	H Arizona St.	44 66						

Non-Div I Games:

Utah

Average RPI Win: 228	WON-LOST	WINNING	LAST 10	STRENGTH OF	OPP. STRENGTH	TEAM	ADJ.	CONF.	ADJ CONF.
Average RPI Loss: 129	RECORD	PCT. RANK	GAMES	SCHEDULE	OF SCHEDULE	RPI	RPI	RPI	RPI
DIV. I ONLY	12- 12	175	5- 5	195	188	190	190	13	13
DIV. I NON-CONF.	6- 4	127	0- 0	322	271	237	237	15	15
TOTALS	RPI 1-25	RPI 26-50	W-L RECORDS	RPI 51-100	RPI 101-150	RPI 150+			
12- 12	0- 0	0- 0	OVERALL	3- 5	0- 5	9- 2			
8- 4	0- 0	0- 0	HOME	3- 1	0- 2	5- 1			
3- 8	0- 0	0- 0	AWAY	0- 4	0- 3	3- 1			
1- 0	0- 0	0- 0	NEUTRAL	0- 0	0- 0	1- 0			
6- 4	0- 0	0- 0	NON-CONFERENCE	1- 2	0- 1	5- 1			
4- 2	0- 0	0- 0	HOME	1- 1	0- 0	3- 1			
1- 2	0- 0	0- 0	AWAY	0- 1	0- 1	1- 0			
1- 0	0- 0	0- 0	NEUTRAL	0- 0	0- 0	1- 0			
6- 8	0- 0	0- 0	CONFERENCE	2- 3	0- 4	4- 1			
4- 2	0- 0	0- 0	HOME	2- 0	0- 2	2- 0			
2- 6	0- 0	0- 0	AWAY	0- 3	0- 2	2- 1			
0- 0	0- 0	0- 0	NEUTRAL	0- 0	0- 0	0- 0			

RPI 1-25				RPI 26-50				RPI 51-100				RPI 101+ Team's RPI: 190			
RPI	S	Opponent	Score	RPI	S	Opponent	Score	RPI	S	Opponent	Score	RPI	S	Opponent	Score
								52	A	Colorado St.	43 74	102	A	Wyoming	40 59
								52	H	Colorado St.	55 48	102	H	Wyoming	48 71
								55	A	Utah	58 65	116	A	Arizona	57 61
								71	H	Montana St.	64 56	148	A	New Mexico	67 78
								84	A	UNLV	53 55	148	H	New Mexico	58 68
								87	A	Boise St.	56 76	167	A	Fresno St.	52 47
								87	H	Boise St.	65 63	177	H	Idaho St.	69 56
								93	H	BYU	40 60	267	A	San Diego St.	59 66
												267	H	San Diego St.	53 47
												286	A	Nevada	81 69
												288	H	Southern Utah	54 70
												314	H	Air Force	65 62
												326	A	Montana	65 47
												327	H	UC Irvine	66 52
												329	H	Utah Valley	56 45
												333	N	Incarnate Word	79 46
LAST 12 Division I GAMES:															
267	A	San Diego St.	59 66	148	H	New Mexico	58 68								
102	A	Wyoming	40 59	52	A	Colorado St.	43 74								
52	H	Colorado St.	55 48	267	H	San Diego St.	53 47								
87	H	Boise St.	65 63	102	H	Wyoming	48 71								
286	A	Nevada	81 69	84	A	UNLV	53 55								
167	A	Fresno St.	52 47	148	A	New Mexico	67 78								

Non-Div I Games: Westminster (UT) 72 49

Utah St.

■ Loss,
 ■ Non-Conf,
 ■ S Site,
 ■ H Home
 ■ A Away
 N Neutral

Utah Valley

Through Games Of Feb. 15, 2017

Average RPI Win:	312	WON-LOST	WINNING	LAST 10	STRENGTH OF	OPP. STRENGTH	TEAM	ADJ.	CONF.	ADJ CONF.
Average RPI Loss:	198	RECORD	PCT. RANK	GAMES	SCHEDULE	OF SCHEDULE	RPI	RPI	RPI	RPI
DIV. I ONLY	6- 16	294	3- 6	334	254	329	329	29	29	
DIV. I NON-CONF.	3- 10	280	0- 1	297	217	321	321	29	29	
TOTALS	RPI 1-25	RPI 26-50	W-L RECORDS	RPI 51-100	RPI 101-150	RPI 150+				
6- 16	0- 0	0- 1	OVERALL	0- 2	0- 1	6- 12				
4- 6	0- 0	0- 0	HOME	0- 1	0- 1	4- 4				
2- 8	0- 0	0- 0	AWAY	0- 0	0- 0	2- 2				
0- 2	0- 0	0- 1	NEUTRAL	0- 0	0- 0	0- 1				
3- 10	0- 0	0- 1	NON-CONFERENCE	0- 2	0- 1	3- 6				
2- 3	0- 0	0- 0	HOME	0- 1	0- 1	2- 1				
1- 5	0- 0	0- 0	AWAY	0- 1	0- 0	1- 4				
0- 2	0- 0	0- 1	NEUTRAL	0- 0	0- 0	0- 1				
3- 6	0- 0	0- 0	CONFERENCE	0- 0	0- 0	3- 6				
2- 3	0- 0	0- 0	HOME	0- 0	0- 0	2- 3				
1- 3	0- 0	0- 0	AWAY	0- 0	0- 0	1- 3				
0- 0	0- 0	0- 0	NEUTRAL	0- 0	0- 0	0- 0				

RPI S	Opponent	Score	RPI S	Opponent	Score	RPI S	Opponent	Score	RPI S	Opponent	Score	Team's RPI: 329
47 N	Central Mich.	62 71	55 A	Utah	52 100	93 H	BYU	50 68	124 H	Eastern Wash.	50 83	
									177 A	Idaho St.	56 61	
									180 A	New Mexico St.	46 63	
									190 A	Utah St.	45 56	
									216 N	SIUE	64 71	
									217 H	Weber St.	61 64	
									225 H	Grand Canyon	46 62	
									226 H	Seattle U	51 69	
									258 A	Cal Poly	65 77	
									262 A	UTRGV	55 64	
									264 H	CSU Bakersfield	59 63	
									288 A	Southern Utah	70 64	
									290 H	Pepperdine	72 65	
									306 H	Denver	72 58	
									314 A	Air Force	53 64	
									318 A	UMKC	63 66	
									318 H	UMKC	58 39	
									335 A	Chicago St.	62 59	
									335 H	Chicago St.	73 54	
LAST 12 Division I GAMES:												
335 H	Chicago St.	73 54	318 A	UMKC	63 66							
318 H	UMKC	58 39	335 A	Chicago St.	62 59							
226 H	Seattle U	51 69	225 H	Grand Canyon	46 62							
180 A	New Mexico St.	46 63	177 A	Idaho St.	56 61							
262 A	UTRGV	55 64	190 A	Utah St.	45 56							
264 H	CSU Bakersfield	59 63	306 H	Denver	72 58							

Non-Div I Games: Dixie St. 68 56 Antelope Valley 87 47

Utah Valley

Loss, Non-Conf, S Site, H Home A Away N Neutral

Average RPI Win:	209	WON-LOST	WINNING	LAST 10	STRENGTH OF	OPP. STRENGTH	TEAM	ADJ.	CONF.	ADJ CONF.
Average RPI Loss:	100	RECORD	PCT. RANK	GAMES	SCHEDULE	OF SCHEDULE	RPI	RPI	RPI	RPI
DIV. I ONLY	13- 14	182	4- 6	82	150	142	142	12	12	
DIV. I NON-CONF.	7- 6	157	0- 0	93	163	119	119	12	12	
TOTALS	RPI 1-25	RPI 26-50	W-L RECORDS	RPI 51-100	RPI 101-150	RPI 150+				
13- 14	0- 0	0- 0	OVERALL	1- 7	2- 5	10- 2				
7- 6	0- 0	0- 0	HOME	0- 4	1- 1	6- 1				
4- 8	0- 0	0- 0	AWAY	0- 0	1- 0	3- 0				
2- 0	0- 0	0- 0	NEUTRAL	1- 0	0- 0	1- 0				
7- 6	0- 0	0- 0	NON-CONFERENCE	1- 3	1- 2	5- 1				
3- 3	0- 0	0- 0	HOME	0- 2	1- 0	2- 1				
2- 3	0- 0	0- 0	AWAY	0- 1	0- 2	2- 0				
2- 0	0- 0	0- 0	NEUTRAL	1- 0	0- 0	1- 0				
6- 8	0- 0	0- 0	CONFERENCE	0- 4	1- 3	5- 1				
4- 3	0- 0	0- 0	HOME	0- 2	0- 1	4- 0				
2- 5	0- 0	0- 0	AWAY	0- 2	1- 2	1- 1				
0- 0	0- 0	0- 0	NEUTRAL	0- 0	0- 0	0- 0				

RPI 1-25			RPI 26-50			RPI 51-100			RPI 101+ Team's RPI: 142		
RPI	S	Opponent	Score	RPI	S	Opponent	Score	RPI	S	Opponent	Score
								51	A	George Washington	67 81
								53	N	Villanova	68 66
								54	H	Dayton	48 68
								59	H	Minnesota	69 79
								62	H	IUPUI	62 71
								70	A	Wake Forest	54 60
								100	A	Saint Joseph's	58 64
								100	H	Saint Joseph's	70 80
											105 A Saint Louis 72 77
											105 H Saint Louis 48 62
											112 A Ole Miss 57 77
											117 A Duquesne 51 70
											127 A Fordham 61 58
											130 A Old Dominion 60 70
											145 H Brown 85 72
											159 H Iona 57 59
											164 H La Salle 61 56
											182 A George Mason 59 70
											193 N American 68 62
											210 A Campbell 66 53
											223 H UNCG 65 54
											230 A Richmond 57 55
											230 H Richmond 62 55
											241 A Furman 75 61
											291 H Massachusetts 55 52
											299 H Coppin St. 73 44
											308 H Rhode Island 68 57
LAST 12 Division I GAMES:											
											100 H Saint Joseph's 70 80
											117 A Duquesne 51 70
											105 A Saint Louis 72 77
											54 H Dayton 48 68
											230 A Richmond 57 55
											291 H Massachusetts 55 52
											127 A Fordham 61 58
											308 H Rhode Island 68 57
											182 A George Mason 59 70
											100 A Saint Joseph's 58 64
											105 H Saint Louis 48 62
											230 H Richmond 62 55

Non-Div I Games:

VCU

 Loss,
 Non-Conf,
 S Site,
 H Home
 A Away
N Neutral

Valparaiso

Through Games Of Feb. 15, 2017

Average RPI Win:	299	WON-LOST	WINNING	LAST 10	STRENGTH OF	OPP. STRENGTH	TEAM	ADJ.	CONF.	ADJ CONF.
Average RPI Loss:	172	RECORD	PCT. RANK	GAMES	SCHEDULE	OF SCHEDULE	RPI	RPI	RPI	RPI
DIV. I ONLY	5- 18	309	2- 8	239	219	311	311	20	20	
DIV. I NON-CONF.	3- 6	230	0- 0	312	132	295	295	21	21	
TOTALS	RPI 1-25	RPI 26-50	W-L RECORDS	RPI 51-100	RPI 101-150	RPI 150+				
5- 18	0- 1	0- 3	OVERALL	0- 0	0- 2	5- 12				
3- 7	0- 0	0- 1	HOME	0- 0	0- 0	3- 6				
2- 11	0- 0	0- 0	AWAY	0- 0	0- 0	2- 0				
0- 0	0- 0	0- 0	NEUTRAL	0- 0	0- 0	0- 0				
3- 6	0- 1	0- 1	NON-CONFERENCE	0- 0	0- 1	3- 3				
2- 2	0- 0	0- 0	HOME	0- 0	0- 0	2- 2				
1- 4	0- 1	0- 1	AWAY	0- 0	0- 1	1- 1				
0- 0	0- 0	0- 0	NEUTRAL	0- 0	0- 0	0- 0				
2- 12	0- 0	0- 2	CONFERENCE	0- 0	0- 1	2- 9				
1- 5	0- 0	0- 1	HOME	0- 0	0- 0	1- 4				
1- 7	0- 0	0- 1	AWAY	0- 0	0- 1	1- 5				
0- 0	0- 0	0- 0	NEUTRAL	0- 0	0- 0	0- 0				

RPI 1-25				RPI 26-50				RPI 51-100				RPI 101+				Team's RPI: 311	
RPI	S	Opponent	Score	RPI	S	Opponent	Score	RPI	S	Opponent	Score	RPI	S	Opponent	Score		
2	A	Notre Dame	54 114	34	A	Green Bay	35 56					119	A	Stetson	75 87		
				34	H	Green Bay	36 75					137	A	Detroit	60 85		
				42	A	Indiana	58 87					151	A	Wright St.	48 63		
												151	H	Wright St.	52 65		
												163	A	Oakland	63 104		
												169	H	Milwaukee	74 85		
												184	A	Cleveland St.	60 71		
												184	H	Cleveland St.	62 66		
												214	H	Bradley	56 67		
												249	H	Liberty	70 68		
												279	H	Evansville	65 70		
												284	A	Northern Ky.	41 32		
												284	H	Northern Ky.	55 70		
												310	A	Illinois St.	56 77		
												312	H	Eastern Ill.	73 68		
												313	A	Youngstown St.	70 76		
												313	H	Youngstown St.	77 60		
												325	A	Ill.-Chicago	60 74		
												335	A	Chicago St.	53 51		
LAST 12 Division I GAMES:																	
284	A	Northern Ky.	41 32	284	H	Northern Ky.	55 70										
151	A	Wright St.	48 63	34	A	Green Bay	35 56										
184	H	Cleveland St.	62 66	313	A	Youngstown St.	70 76										
313	H	Youngstown St.	77 60	184	A	Cleveland St.	60 71										
325	A	Ill.-Chicago	60 74	169	H	Milwaukee	74 85										
151	H	Wright St.	52 65	34	H	Green Bay	36 75										

Non-Div I Games: Ind.-Kokomo 102 47 Grace (IN) 71 49

Valparaiso

Loss, Non-Conf, S Site, H Home A Away N Neutral

Vanderbilt

Through Games Of Feb. 15, 2017

Average RPI Win:	166	WON-LOST	WINNING	LAST 10	STRENGTH OF	OPP. STRENGTH	TEAM	ADJ.	CONF.	ADJ CONF.
Average RPI Loss:	47	RECORD	PCT. RANK	GAMES	SCHEDULE	OF SCHEDULE	RPI	RPI	RPI	RPI
DIV. I ONLY	12- 13	185	2- 8	43	29	97	97	2	2	
DIV. I NON-CONF.	10- 3	54	0- 0	105	120	51	51	2	2	
TOTALS	RPI 1-25	RPI 26-50	W-L RECORDS	RPI 51-100	RPI 101-150	RPI 150+				
12- 13	1- 6	2- 3	OVERALL	1- 2	1- 2	7- 0				
8- 5	1- 2	2- 2	HOME	1- 1	1- 0	3- 0				
3- 8	0- 4	0- 1	AWAY	0- 1	0- 2	3- 0				
1- 0	0- 0	0- 0	NEUTRAL	0- 0	0- 0	1- 0				
10- 3	1- 1	1- 1	NON-CONFERENCE	1- 0	0- 1	7- 0				
6- 1	1- 1	1- 0	HOME	1- 0	0- 0	3- 0				
3- 2	0- 0	0- 1	AWAY	0- 0	0- 1	3- 0				
1- 0	0- 0	0- 0	NEUTRAL	0- 0	0- 0	1- 0				
2- 10	0- 5	1- 2	CONFERENCE	0- 2	1- 1	0- 0				
2- 4	0- 1	1- 2	HOME	0- 1	1- 0	0- 0				
0- 6	0- 4	0- 0	AWAY	0- 1	0- 1	0- 0				
0- 0	0- 0	0- 0	NEUTRAL	0- 0	0- 0	0- 0				

RPI S Opponent Score	RPI S Opponent Score	RPI S Opponent Score	RPI S Opponent Score
4 A Mississippi St. 41 86	26 H Missouri 68 74	61 H Florida 73 93	134 A Arkansas 56 59
10 H Duke 77 73	30 H LSU 70 68	66 H Drexel 73 63	138 H Alabama 87 80
13 H Louisville 66 78	37 H Auburn 59 64	95 A Georgia 68 70	140 A Memphis 59 75
14 A Tennessee 63 91	40 H Tulane 74 63		187 A ETSU 80 72
14 H Tennessee 57 70	42 A Indiana 61 94		213 H Robert Morris 75 59
15 A Kentucky 63 71			216 N SIUE 73 63
16 A Texas A&M 72 77			247 A UT Martin 79 77
			260 H Tennessee Tech 89 57
			274 H Kennesaw St. 86 54
			314 A Air Force 75 49
LAST 12 Division I GAMES:			
30 H LSU 70 68	134 A Arkansas 56 59		
4 A Mississippi St. 41 86	26 H Missouri 68 74		
15 A Kentucky 63 71	37 H Auburn 59 64		
61 H Florida 73 93	95 A Georgia 68 70		
138 H Alabama 87 80	14 H Tennessee 57 70		
14 A Tennessee 63 91	16 A Texas A&M 72 77		

Non-Div I Games:

Vanderbilt

Loss, Non-Conf, S Site, H Home A Away N Neutral

Average RPI Win:	266	WON-LOST	WINNING	LAST 10	STRENGTH OF	OPP. STRENGTH	TEAM	ADJ.	CONF.	ADJ CONF.
Average RPI Loss:	164	RECORD	PCT. RANK	GAMES	SCHEDULE	OF SCHEDULE	RPI	RPI	RPI	RPI
DIV. I ONLY	8- 18	277	4- 6	181	295	281	281	22	22	
DIV. I NON-CONF.	3- 9	275	0- 0	173	336	303	303	22	22	
TOTALS	RPI 1-25	RPI 26-50	W-L RECORDS	RPI 51-100	RPI 101-150	RPI 150+				
8- 18	0- 1	0- 1	OVERALL	0- 2	1- 4	7- 10				
7- 6	0- 0	0- 0	HOME	0- 1	1- 1	6- 4				
1- 12	0- 1	0- 1	AWAY	0- 1	0- 3	1- 6				
0- 0	0- 0	0- 0	NEUTRAL	0- 0	0- 0	0- 0				
3- 9	0- 1	0- 1	NON-CONFERENCE	0- 0	0- 2	3- 5				
3- 3	0- 0	0- 0	HOME	0- 0	0- 1	3- 2				
0- 6	0- 1	0- 1	AWAY	0- 0	0- 1	0- 3				
0- 0	0- 0	0- 0	NEUTRAL	0- 0	0- 0	0- 0				
5- 9	0- 0	0- 0	CONFERENCE	0- 2	1- 2	4- 5				
4- 3	0- 0	0- 0	HOME	0- 1	1- 0	3- 2				
1- 6	0- 0	0- 0	AWAY	0- 1	0- 2	1- 3				
0- 0	0- 0	0- 0	NEUTRAL	0- 0	0- 0	0- 0				

RPI 1-25				RPI 26-50				RPI 51-100				RPI 101+				Team's RPI: 281	
RPI	S	Opponent	Score	RPI	S	Opponent	Score	RPI	S	Opponent	Score	RPI	S	Opponent	Score		
23	A	Temple	39 53	29	A	Michigan	56 78	86	A	New Hampshire	47 66	132	A	Maine	43 59		
								86	H	New Hampshire	49 57	132	H	Maine	55 52		
												138	A	Yale	48 77		
												143	A	Albany (NY)	53 64		
												145	H	Brown	50 62		
												163	A	Oakland	55 79		
												169	H	Milwaukee	44 68		
												173	A	Hartford	55 68		
												173	H	Hartford	76 70		
												197	A	Binghamton	61 76		
												197	H	Binghamton	55 64		
												206	A	UMBC	66 69		
												206	H	UMBC	52 64		
												231	H	Dartmouth	59 54		
												255	A	Howard	57 64		
												272	H	Stony Brook	53 43		
												298	H	Bryant	57 63		
												309	A	Central Conn. St.	76 78		
												317	H	NJIT	64 42		
												319	H	Holy Cross	63 52		
LAST 12 Division I GAMES:																	
343	H	UMass Lowell	60 36	272	H	Stony Brook	53 43	343	H	UMass Lowell	61 46	343	A	UMass Lowell	61 46		
206	H	UMBC	52 64	143	A	Albany (NY)	53 64	86	A	New Hampshire	47 66	206	A	UMBC	66 69		
86	A	New Hampshire	47 66	343	A	UMass Lowell	61 46	197	A	Binghamton	61 76	86	H	New Hampshire	49 57		
197	A	Binghamton	61 76	206	A	UMBC	66 69	173	H	Hartford	76 70	206	A	UMBC	66 69		
173	H	Hartford	76 70	197	H	Binghamton	55 64	132	A	Maine	43 59	132	A	Maine	43 59		

Non-Div I Games:

Vermont

■ Loss,
■ Non-Conf, S Site,
■ Home
■ Away
N Neutral

Average RPI Win:	150	WON-LOST	WINNING	LAST 10	STRENGTH OF	OPP. STRENGTH	TEAM	ADJ.	CONF.	ADJ CONF.
Average RPI Loss:	45	RECORD	PCT. RANK	GAMES	SCHEDULE	OF SCHEDULE	RPI	RPI	RPI	RPI
DIV. I ONLY	14- 11	136	8- 2	24	58	53	53	7	7	
DIV. I NON-CONF.	5- 6	186	1- 0	10	34	78	78	7	7	
TOTALS	RPI 1-25	RPI 26-50	W-L RECORDS	RPI 51-100	RPI 101-150	RPI 150+				
14- 11	0- 6	1- 2	OVERALL	5- 1	0- 2	8- 0				
6- 5	0- 3	1- 1	HOME	1- 1	0- 0	4- 0				
7- 3	0- 2	0- 1	AWAY	3- 0	0- 0	4- 0				
1- 3	0- 1	0- 0	NEUTRAL	1- 0	0- 2	0- 0				
5- 6	0- 3	0- 0	NON-CONFERENCE	3- 1	0- 2	2- 0				
2- 2	0- 1	0- 0	HOME	0- 1	0- 0	2- 0				
2- 1	0- 1	0- 0	AWAY	2- 0	0- 0	0- 0				
1- 3	0- 1	0- 0	NEUTRAL	1- 0	0- 2	0- 0				
9- 5	0- 3	1- 2	CONFERENCE	2- 0	0- 0	6- 0				
4- 3	0- 2	1- 1	HOME	1- 0	0- 0	2- 0				
5- 2	0- 1	0- 1	AWAY	1- 0	0- 0	4- 0				
0- 0	0- 0	0- 0	NEUTRAL	0- 0	0- 0	0- 0				

RPI S	Opponent	Score	RPI S	Opponent	Score	RPI S	Opponent	Score	RPI S	Opponent	Score
4 N	Mississippi St.	62 108	43 H	Marquette	71 77	51 H	George Washington	69 72	108 N	Troy	85 93
10 A	Duke	50 68	49 A	Georgetown	49 54	74 A	St. John's (NY)	67 56	142 N	VCU	66 68
18 H	DePaul	50 80	49 H	Georgetown	71 50	74 H	St. John's (NY)	55 50	164 H	La Salle	52 49
21 A	Creighton	46 60				91 A	Penn	60 48	168 A	Providence	64 59
21 H	Creighton	44 47				99 N	Purdue	58 44	168 H	Providence	61 43
23 H	Temple	48 83				100 A	Saint Joseph's	62 54	181 A	Xavier	72 47
									198 A	Seton Hall	87 52
									198 H	Seton Hall	69 52
									238 A	Butler	70 69
									294 H	Lehigh	59 37
LAST 12 Division I GAMES:											
198 A	Seton Hall	87 52	238 A	Butler	70 69						
74 A	St. John's (NY)	67 56	91 A	Penn	60 48						
168 H	Providence	61 43	74 H	St. John's (NY)	55 50						
21 H	Creighton	44 47	198 H	Seton Hall	69 52						
49 A	Georgetown	49 54	21 A	Creighton	46 60						
181 A	Xavier	72 47	168 A	Providence	64 59						

Non-Div I Games:

Villanova

■ Loss,
■ Non-Conf,
■ S Site,
■ H Home
■ A Away
N Neutral

Average RPI Win:	165	WON-LOST	WINNING	LAST 10	STRENGTH OF	OPP. STRENGTH	TEAM	ADJ.	CONF.	ADJ CONF.
Average RPI Loss:	52	RECORD	PCT. RANK	GAMES	SCHEDULE	OF SCHEDULE	RPI	RPI	RPI	RPI
DIV. I ONLY	16- 9	97	5- 5	100	34	69	69	3	3	
DIV. I NON-CONF.	11- 2	23	0- 0	276	74	80	80	4	4	
TOTALS	RPI 1-25	RPI 26-50	W-L RECORDS	RPI 51-100	RPI 101-150	RPI 150+				
16- 9	0- 4	1- 1	OVERALL	5- 2	1- 1	9- 1				
11- 2	0- 2	1- 0	HOME	4- 0	0- 0	6- 0				
4- 6	0- 2	0- 1	AWAY	1- 1	1- 1	2- 1				
1- 1	0- 0	0- 0	NEUTRAL	0- 1	0- 0	1- 0				
11- 2	0- 0	0- 0	NON-CONFERENCE	3- 2	0- 0	8- 0				
7- 0	0- 0	0- 0	HOME	2- 0	0- 0	5- 0				
3- 1	0- 0	0- 0	AWAY	1- 1	0- 0	2- 0				
1- 1	0- 0	0- 0	NEUTRAL	0- 1	0- 0	1- 0				
5- 7	0- 4	1- 1	CONFERENCE	2- 0	1- 1	1- 1				
4- 2	0- 2	1- 0	HOME	2- 0	0- 0	1- 0				
1- 5	0- 2	0- 1	AWAY	0- 0	1- 1	0- 1				
0- 0	0- 0	0- 0	NEUTRAL	0- 0	0- 0	0- 0				

RPI 1-25				RPI 26-50				RPI 51-100 Team's RPI: 69				RPI 101+			
RPI	S	Opponent	Score	RPI	S	Opponent	Score	RPI	S	Opponent	Score	RPI	S	Opponent	Score
2	A	Notre Dame	74 82	32	A	Syracuse	49 54	54	H	Dayton	66 56	108	A	Clemson	69 37
10	H	Duke	51 70	46	H	Georgia Tech	65 64	58	A	Northwestern	60 69	110	A	North Carolina	58 67
13	H	Louisville	81 86					60	H	Virginia Tech	76 27	153	A	Pittsburgh	54 62
19	A	Miami (FL)	52 63					65	H	Middle Tenn.	63 51	162	H	Boston College	62 55
								70	H	Wake Forest	60 57	199	N	Nebraska	73 51
								74	N	St. John's (NY)	55 66	200	H	Rutgers	62 54
								95	A	Georgia	66 43	206	H	UMBC	56 30
												230	A	Richmond	63 56
												248	H	UMES	60 50
												271	A	Bowling Green	67 47
												299	H	Coppin St.	103 40
												325	H	Ill.-Chicago	76 39
LAST 12 Division I GAMES:															
70	H	Wake Forest	60 57	153	A	Pittsburgh	54 62								
19	A	Miami (FL)	52 63	108	A	Clemson	69 37								
10	H	Duke	51 70	162	H	Boston College	62 55								
46	H	Georgia Tech	65 64	110	A	North Carolina	58 67								
2	A	Notre Dame	74 82	13	H	Louisville	81 86								
60	H	Virginia Tech	76 27	32	A	Syracuse	49 54								

Non-Div I Games:

Virginia

■ Loss,
 ■ Non-Conf, S Site,
 ■ Home
 ■ Away
 N Neutral

Average RPI Win:	171	WON-LOST	WINNING	LAST 10	STRENGTH OF	OPP. STRENGTH	TEAM	ADJ.	CONF.	ADJ CONF.
Average RPI Loss:	25	RECORD	PCT. RANK	GAMES	SCHEDULE	OF SCHEDULE	RPI	RPI	RPI	RPI
DIV. I ONLY	16- 9	97	1- 9	57	53	60	60	3	3	
DIV. I NON-CONF.	13- 0	1	0- 0	261	179	44	44	4	4	
TOTALS	RPI 1-25	RPI 26-50	W-L RECORDS	RPI 51-100	RPI 101-150	RPI 150+				
16- 9	1- 5	2- 3	OVERALL	1- 1	4- 0	8- 0				
12- 4	1- 3	1- 1	HOME	1- 0	2- 0	7- 0				
4- 5	0- 0	1- 0	AWAY	0- 0	2- 0	1- 0				
0- 0	0- 0	0- 0	NEUTRAL	0- 0	0- 0	0- 0				
13- 0	1- 0	2- 0	NON-CONFERENCE	0- 0	2- 0	8- 0				
10- 0	1- 0	1- 0	HOME	0- 0	1- 0	7- 0				
3- 0	0- 0	1- 0	AWAY	0- 0	1- 0	1- 0				
0- 0	0- 0	0- 0	NEUTRAL	0- 0	0- 0	0- 0				
3- 9	0- 5	0- 3	CONFERENCE	1- 1	2- 0	0- 0				
2- 4	0- 3	0- 1	HOME	1- 0	1- 0	0- 0				
1- 5	0- 2	0- 2	AWAY	0- 1	1- 0	0- 0				
0- 0	0- 0	0- 0	NEUTRAL	0- 0	0- 0	0- 0				

RPI S	Opponent	Score	RPI S	Opponent	Score	RPI S	Opponent	Score	RPI S	Opponent	Score
2	H Notre Dame	59 76	28	A North Carolina St.	71 85	69	A Virginia	27 76	108	A Clemson	78 69
6	H Florida St.	54 82	32	H Syracuse	72 82	70	H Wake Forest	72 70	110	H North Carolina	76 68
10	A Duke	59 84	37	A Auburn	92 87				113	A UCF	67 64
13	H Louisville	70 88	46	A Georgia Tech	81 87				135	H Radford	71 52
14	H Tennessee	67 63	49	H Georgetown	73 63				199	H Nebraska	76 67
19	A Miami (FL)	75 82							202	A Col. of Charleston	71 61
									222	H Presbyterian	67 36
									235	H UNC Asheville	71 52
									271	H Bowling Green	98 51
									307	H Gardner-Webb	76 42
									309	H Central Conn. St.	81 47
									348	H Delaware St.	88 48
LAST 12 Division I GAMES:											
28	A North Carolina St.	71 85	6	H Florida St.	54 82						
13	H Louisville	70 88	10	A Duke	59 84						
46	A Georgia Tech	81 87	70	H Wake Forest	72 70						
2	H Notre Dame	59 76	19	A Miami (FL)	75 82						
32	H Syracuse	72 82	108	A Clemson	78 69						
69	A Virginia	27 76	110	H North Carolina	76 68						

Non-Div I Games:

Virginia Tech

■ Loss,
■ Non-Conf,
■ S Site,
■ H Home
■ A Away
N Neutral

Average RPI Win:	306	WON-LOST	WINNING	LAST 10	STRENGTH OF	OPP. STRENGTH	TEAM	ADJ.	CONF.	ADJ CONF.
Average RPI Loss:	221	RECORD	PCT. RANK	GAMES	SCHEDULE	OF SCHEDULE	RPI	RPI	RPI	RPI
DIV. I ONLY	3- 21	337	3- 7	244	347	334	334	31	31	
DIV. I NON-CONF.	0- 10	335	0- 0	129	312	330	330	32	32	
TOTALS	RPI 1-25	RPI 26-50	W-L RECORDS	RPI 51-100	RPI 101-150	RPI 150+				
3- 21	0- 0	0- 0	OVERALL	0- 3	0- 3	3- 15				
1- 10	0- 0	0- 0	HOME	0- 1	0- 2	1- 7				
2- 11	0- 0	0- 0	AWAY	0- 2	0- 1	2- 8				
0- 0	0- 0	0- 0	NEUTRAL	0- 0	0- 0	0- 0				
0- 10	0- 0	0- 0	NON-CONFERENCE	0- 3	0- 3	0- 4				
0- 5	0- 0	0- 0	HOME	0- 1	0- 2	0- 2				
0- 5	0- 0	0- 0	AWAY	0- 2	0- 1	0- 2				
0- 0	0- 0	0- 0	NEUTRAL	0- 0	0- 0	0- 0				
3- 11	0- 0	0- 0	CONFERENCE	0- 0	0- 0	3- 11				
1- 5	0- 0	0- 0	HOME	0- 0	0- 0	1- 5				
2- 6	0- 0	0- 0	AWAY	0- 0	0- 0	2- 6				
0- 0	0- 0	0- 0	NEUTRAL	0- 0	0- 0	0- 0				

RPI S	Opponent	Score	RPI S	Opponent	Score	RPI S	Opponent	Score	RPI S	Opponent	Score	Team's RPI: 334
						74	A St. John's (NY)	34 62	131	A Princeton	44 107	
						86	A New Hampshire	40 73	138	H Yale	52 66	
						91	H Penn	39 63	143	H Albany (NY)	50 75	
									158	A Army West Point	40 85	
									186	H Towson	40 69	
									195	A Sacred Heart	52 62	
									195	H Sacred Heart	56 70	
									213	A Robert Morris	41 74	
									213	H Robert Morris	63 82	
									257	A Saint Francis (PA)	87 71	
									257	H Saint Francis (PA)	46 67	
									298	A Bryant	61 70	
									303	A Mt. St. Mary's	47 66	
									309	A Central Conn. St.	53 66	
									309	H Central Conn. St.	71 83	
									317	A NJIT	45 68	
									322	H St. Francis Brooklyn	58 45	
									337	A LIU Brooklyn	64 69	
									340	A Fairleigh Dickinson	74 66	
									340	H Fairleigh Dickinson	53 59	
									348	H Delaware St.	49 61	
LAST 12 Division I GAMES:												
			257	A Saint Francis (PA)	87 71		337	A LIU Brooklyn	64 69			
			213	A Robert Morris	41 74		195	A Sacred Heart	52 62			
			309	H Central Conn. St.	71 83		298	A Bryant	61 70			
			340	A Fairleigh Dickinson	74 66		213	H Robert Morris	63 82			
			322	H St. Francis Brooklyn	58 45		195	H Sacred Heart	56 70			
			257	H Saint Francis (PA)	46 67		340	H Fairleigh Dickinson	53 59			

Non-Div I Games: Staten Island 62 60

Wagner

■ Loss,
 ■ Non-Conf,
 ■ S Site,
 ■ H Home
 ■ A Away
 N Neutral

Wake Forest

Through Games Of Feb. 15, 2017

Average RPI Win:	158	WON-LOST	WINNING	LAST 10	STRENGTH OF	OPP. STRENGTH	TEAM	ADJ.	CONF.	ADJ CONF.
Average RPI Loss:	54	RECORD	PCT. RANK	GAMES	SCHEDULE	OF SCHEDULE	RPI	RPI	RPI	RPI
DIV. I ONLY	14- 11	136	5- 5	51	38	70	70	3	3	
DIV. I NON-CONF.	9- 4	85	0- 0	150	80	86	86	4	4	
TOTALS	RPI 1-25	RPI 26-50	W-L RECORDS	RPI 51-100	RPI 101-150	RPI 150+				
14- 11	0- 4	2- 3	OVERALL	0- 2	4- 1	8- 1				
11- 3	0- 1	1- 1	HOME	0- 0	3- 1	7- 0				
3- 8	0- 3	1- 2	AWAY	0- 2	1- 0	1- 1				
0- 0	0- 0	0- 0	NEUTRAL	0- 0	0- 0	0- 0				
9- 4	0- 0	1- 2	NON-CONFERENCE	0- 0	2- 1	6- 1				
7- 1	0- 0	0- 0	HOME	0- 0	2- 1	5- 0				
2- 3	0- 0	1- 2	AWAY	0- 0	0- 0	1- 1				
0- 0	0- 0	0- 0	NEUTRAL	0- 0	0- 0	0- 0				
5- 7	0- 4	1- 1	CONFERENCE	0- 2	2- 0	2- 0				
4- 2	0- 1	1- 1	HOME	0- 0	1- 0	2- 0				
1- 5	0- 3	0- 0	AWAY	0- 2	1- 0	0- 0				
0- 0	0- 0	0- 0	NEUTRAL	0- 0	0- 0	0- 0				

RPI 1-25				RPI 26-50				RPI 51-100				RPI 101+			
RPI	S	Opponent	Score	RPI	S	Opponent	Score	RPI	S	Opponent	Score	RPI	S	Opponent	Score
2	A	Notre Dame	72 92	28	H	North Carolina St.	50 65	60	A	Virginia Tech	70 72	108	H	Clemson	68 56
6	A	Florida St.	60 102	30	A	LSU	57 60	69	A	Virginia	57 60	110	A	North Carolina	80 77
10	A	Duke	43 71	31	A	Elon	78 68					126	H	Navy	75 65
19	H	Miami (FL)	56 79	39	A	James Madison	76 83					135	H	Radford	60 68
				46	H	Georgia Tech	70 65					142	H	VCU	60 54
												153	H	Pittsburgh	57 48
												162	H	Boston College	71 55
												181	H	Xavier	58 45
												185	A	Illinois	79 70
												198	A	Seton Hall	63 70
												200	H	Rutgers	55 43
												240	H	Samford	51 40
												241	H	Furman	59 52
												285	H	Eastern Mich.	89 61
LAST 12 Division I GAMES:															
69	A	Virginia	57 60	46	H	Georgia Tech	70 65								
6	A	Florida St.	60 102	110	A	North Carolina	80 77								
153	H	Pittsburgh	57 48	60	A	Virginia Tech	70 72								
19	H	Miami (FL)	56 79	108	H	Clemson	68 56								
10	A	Duke	43 71	28	H	North Carolina St.	50 65								
162	H	Boston College	71 55	2	A	Notre Dame	72 92								

Non-Div I Games:

Wake Forest

■ Loss,
 ■ Non-Conf,
 ■ S Site,
 ■ H Home
 ■ A Away
 N Neutral

Washington

through games of Feb. 19, 1917.

Average RPI Win:	108	WON-LOST	WINNING	LAST 10	STRENGTH OF	OPP. STRENGTH	TEAM	ADJ.	CONF.	ADJ CONF.
Average RPI Loss:	7	RECORD	PCT. RANK	GAMES	SCHEDULE	OF SCHEDULE	RPI	RPI	RPI	RPI
DIV. I ONLY	24- 3	5	4- 2	28	16	7	7	1	1	
DIV. I NON-CONF.	12- 1	7	0- 1	58	84	6	6	1	1	
TOTALS	RPI 1-25	RPI 26-50	W-L RECORDS	RPI 51-100	RPI 101-150	RPI 150+				
24- 3	3- 3	2- 0	OVERALL	9- 0	4- 0	6- 0				
14- 1	2- 1	1- 0	HOME	5- 0	3- 0	3- 0				
10- 2	1- 2	1- 0	AWAY	4- 0	1- 0	3- 0				
0- 0	0- 0	0- 0	NEUTRAL	0- 0	0- 0	0- 0				
12- 1	0- 1	1- 0	NON-CONFERENCE	3- 0	2- 0	6- 0				
8- 0	0- 0	1- 0	HOME	2- 0	2- 0	3- 0				
4- 1	0- 1	0- 0	AWAY	1- 0	0- 0	3- 0				
0- 0	0- 0	0- 0	NEUTRAL	0- 0	0- 0	0- 0				
12- 2	3- 2	1- 0	CONFERENCE	6- 0	2- 0	0- 0				
6- 1	2- 1	0- 0	HOME	3- 0	1- 0	0- 0				
6- 1	1- 1	1- 0	AWAY	3- 0	1- 0	0- 0				
0- 0	0- 0	0- 0	NEUTRAL	0- 0	0- 0	0- 0				

RPI	S	Opponent	Score	RPI	S	Opponent	Score	RPI	S	Opponent	Score	RPI	S	Opponent	Score
2	A	Notre Dame	60 71	26	H	Missouri	79 66	52	H	Colorado St.	101 68	116	A	Arizona	90 73
9	A	Oregon St.	70 73	35	A	Oregon	99 77	55	A	Utah	82 53	116	H	Arizona	91 55
11	H	Stanford	68 72					57	H	Southern California	77 67	124	H	Eastern Wash.	100 52
12	H	UCLA	82 70					68	H	California	90 67	125	H	Idaho	105 53
24	A	Arizona St.	65 54					82	A	Colorado	79 75	166	H	CSUN	101 44
24	H	Arizona St.	70 57					87	H	Boise St.	92 66	167	H	Fresno St.	85 54
								88	A	Washington St.	87 44	225	A	Grand Canyon	101 66
								88	H	Washington St.	94 63	226	A	Seattle U	94 64
								93	A	BYU	82 70	261	H	Savannah St.	87 36
												269	A	Portland	83 53
LAST 12 Division I GAMES:															
2	A	Notre Dame	60 71	68	H	California	90 67								
24	H	Arizona St.	70 57	88	A	Washington St.	87 44								
116	H	Arizona	91 55	24	A	Arizona St.	65 54								
82	A	Colorado	79 75	116	A	Arizona	90 73								
55	A	Utah	82 53	12	H	UCLA	82 70								
11	H	Stanford	68 72	57	H	Southern California	77 67								

Non-Div I Games:

Washington

■ Loss,
 ■ Non-Conf, S Site,
 ■ Home
 ■ Away
 N Neutral

Average RPI Win:	115	WON-LOST	WINNING	LAST 10	STRENGTH OF	OPP. STRENGTH	TEAM	ADJ.	CONF.	ADJ CONF.
Average RPI Loss:	51	RECORD	PCT. RANK	GAMES	SCHEDULE	OF SCHEDULE	RPI	RPI	RPI	RPI
DIV. I ONLY	10- 15	230	3- 7	6	19	88	88	1	1	
DIV. I NON-CONF.	5- 6	186	0- 0	25	97	120	120	1	1	
TOTALS	RPI 1-25	RPI 26-50	W-L RECORDS	RPI 51-100	RPI 101-150	RPI 150+				
10- 15	1- 8	1- 0	OVERALL	3- 4	1- 3	4- 0				
7- 6	1- 3	0- 0	HOME	2- 2	1- 1	3- 0				
2- 8	0- 4	1- 0	AWAY	1- 2	0- 2	0- 0				
1- 1	0- 1	0- 0	NEUTRAL	0- 0	0- 0	1- 0				
5- 6	0- 2	0- 0	NON-CONFERENCE	0- 3	1- 1	4- 0				
4- 2	0- 0	0- 0	HOME	0- 2	1- 0	3- 0				
0- 3	0- 1	0- 0	AWAY	0- 1	0- 1	0- 0				
1- 1	0- 1	0- 0	NEUTRAL	0- 0	0- 0	1- 0				
5- 9	1- 6	1- 0	CONFERENCE	3- 1	0- 2	0- 0				
3- 4	1- 3	0- 0	HOME	2- 0	0- 1	0- 0				
2- 5	0- 3	1- 0	AWAY	1- 1	0- 1	0- 0				
0- 0	0- 0	0- 0	NEUTRAL	0- 0	0- 0	0- 0				

RPI 1-25				RPI 26-50				RPI 51-100 Team's RPI: 88				RPI 101+			
RPI	S	Opponent	Score	RPI	S	Opponent	Score	RPI	S	Opponent	Score	RPI	S	Opponent	Score
7	A	Washington	63 94	35	A	Oregon	75 59	55	A	Utah	61 55	105	A	Saint Louis	70 73
7	H	Washington	44 87					57	H	Southern California	74 57	116	A	Arizona	55 56
9	A	Oregon St.	58 80					64	A	Gonzaga	61 79	116	H	Arizona	62 70
11	H	Stanford	54 76					68	H	California	84 79	122	H	St. Mary's (CA)	85 69
12	H	UCLA	82 73					75	H	Oklahoma St.	72 79	156	H	San Francisco	73 35
15	A	Kentucky	67 69					82	A	Colorado	58 70	199	N	Nebraska	79 65
20	N	Maryland	69 79					87	H	Boise St.	73 77	212	H	Loyola Marymount	92 45
24	A	Arizona St.	49 68									234	H	San Diego	83 73
24	H	Arizona St.	58 61												
LAST 12 Division I GAMES:															
116	H	Arizona	62 70	7	H	Washington	44 87								
24	H	Arizona St.	58 61	116	A	Arizona	55 56								
55	A	Utah	61 55	24	A	Arizona St.	49 68								
82	A	Colorado	58 70	57	H	Southern California	74 57								
68	H	California	84 79	12	H	UCLA	82 73								
11	H	Stanford	54 76	35	A	Oregon	75 59								

Non-Div I Games:

Washington St.

Average RPI Win:	283	WON-LOST	WINNING	LAST 10	STRENGTH OF	OPP. STRENGTH	TEAM	ADJ.	CONF.	ADJ CONF.
Average RPI Loss:	122	RECORD	PCT. RANK	GAMES	SCHEDULE	OF SCHEDULE	RPI	RPI	RPI	RPI
DIV. I ONLY	10- 11	195	5- 5	249	221	217	217	19	19	
DIV. I NON-CONF.	4- 5	198	0- 0	300	194	228	228	18	18	
TOTALS	RPI 1-25	RPI 26-50	W-L RECORDS	RPI 51-100	RPI 101-150	RPI 150+				
10- 11	0- 0	0- 0	OVERALL	0- 3	0- 5	10- 3				
5- 5	0- 0	0- 0	HOME	0- 1	0- 2	5- 2				
5- 5	0- 0	0- 0	AWAY	0- 2	0- 2	5- 1				
0- 1	0- 0	0- 0	NEUTRAL	0- 0	0- 1	0- 0				
4- 5	0- 0	0- 0	NON-CONFERENCE	0- 2	0- 1	4- 2				
1- 2	0- 0	0- 0	HOME	0- 0	0- 0	1- 2				
3- 2	0- 0	0- 0	AWAY	0- 2	0- 0	3- 0				
0- 1	0- 0	0- 0	NEUTRAL	0- 0	0- 1	0- 0				
6- 6	0- 0	0- 0	CONFERENCE	0- 1	0- 4	6- 1				
4- 3	0- 0	0- 0	HOME	0- 1	0- 2	4- 0				
2- 3	0- 0	0- 0	AWAY	0- 0	0- 2	2- 1				
0- 0	0- 0	0- 0	NEUTRAL	0- 0	0- 0	0- 0				

RPI 1-25				RPI 26-50				RPI 51-100				RPI 101+ Team's RPI: 217					
RPI	S	Opponent	Score	RPI	S	Opponent	Score	RPI	S	Opponent	Score	RPI	S	Opponent	Score		
								55	A	Utah	52	71	114	H	Northern Colo.	79	88
								71	H	Montana St.	68	83	119	N	Stetson	68	70
								93	A	BYU	64	73	124	A	Eastern Wash.	85	99
													125	A	Idaho	77	95
													133	H	North Dakota	65	70
													166	H	CSUN	78	89
													167	H	Fresno St.	57	60
													177	A	Idaho St.	52	57
													177	H	Idaho St.	50	43
													256	H	Portland St.	85	75
													269	H	Portland	76	37
													280	A	FIU	64	61
													283	H	Sacramento St.	66	60
													288	A	Southern Utah	73	68
													304	A	Northern Ariz.	75	64
													314	A	Air Force	76	61
													326	H	Montana	74	58
													329	A	Utah Valley	64	61
LAST 12 Division I GAMES:																	
256	H	Portland St.	85	75	133	H	North Dakota	65	70								
283	H	Sacramento St.	66	60	124	A	Eastern Wash.	85	99								
304	A	Northern Ariz.	75	64	125	A	Idaho	77	95								
288	A	Southern Utah	73	68	177	H	Idaho St.	50	43								
177	A	Idaho St.	52	57	326	H	Montana	74	58								
114	H	Northern Colo.	79	88	71	H	Montana St.	68	83								

Non-Div I Games: Cal St. San B'dino 75 69 Westminster (UT) 81 68

Weber St.

■ Loss,
■ Non-Conf,
■ S Site,
■ Home
■ A Away
N Neutral

Average RPI Win:	181	WON-LOST	WINNING	LAST 10	STRENGTH OF	OPP. STRENGTH	TEAM	ADJ.	CONF.	ADJ CONF.
Average RPI Loss:	29	RECORD	PCT. RANK	GAMES	SCHEDULE	OF SCHEDULE	RPI	RPI	RPI	RPI
DIV. I ONLY	18- 8	72	4- 6	65	61	50	50	4	4	
DIV. I NON-CONF.	12- 0	1	0- 0	272	314	59	59	3	3	
TOTALS	RPI 1-25	RPI 26-50	W-L RECORDS	RPI 51-100	RPI 101-150	RPI 150+				
18- 8	2- 6	1- 0	OVERALL	2- 2	4- 0	9- 0				
13- 3	2- 2	0- 0	HOME	2- 1	1- 0	8- 0				
2- 5	0- 4	0- 0	AWAY	0- 1	2- 0	0- 0				
3- 0	0- 0	1- 0	NEUTRAL	0- 0	1- 0	1- 0				
12- 0	0- 0	1- 0	NON-CONFERENCE	0- 0	2- 0	9- 0				
9- 0	0- 0	0- 0	HOME	0- 0	1- 0	8- 0				
0- 0	0- 0	0- 0	AWAY	0- 0	0- 0	0- 0				
3- 0	0- 0	1- 0	NEUTRAL	0- 0	1- 0	1- 0				
6- 8	2- 6	0- 0	CONFERENCE	2- 2	2- 0	0- 0				
4- 3	2- 2	0- 0	HOME	2- 1	0- 0	0- 0				
2- 5	0- 4	0- 0	AWAY	0- 1	2- 0	0- 0				
0- 0	0- 0	0- 0	NEUTRAL	0- 0	0- 0	0- 0				

RPI 1-25				RPI 26-50				Team's RPI: 50				RPI 51-100				RPI 101+			
RPI	S	Opponent	Score	RPI	S	Opponent	Score	RPI	S	Opponent	Score	RPI	S	Opponent	Score	RPI	S	Opponent	Score
5	A	Texas	54 69	37	N	Auburn	56 52	75	H	Oklahoma St.	79 53	112	H	Ole Miss	66 61				
5	H	Texas	63 73					77	H	Iowa St.	55 80	123	A	TCU	83 61				
8	A	Baylor	73 79					92	A	Texas Tech	66 75	147	A	Kansas	62 51				
8	H	Baylor	56 91					92	H	Texas Tech	89 79	149	N	East Carolina	79 47				
17	A	Oklahoma	87 90									191	H	Morehead St.	94 53				
17	H	Oklahoma	83 73									236	H	Charleston So.	88 38				
22	A	Kansas St.	71 86									255	H	Howard	95 49				
22	H	Kansas St.	66 59									265	H	High Point	82 59				
												277	N	N.C. A&T	80 64				
												299	H	Coppin St.	69 39				
												303	H	Mt. St. Mary's	77 45				
												321	H	USC Upstate	91 33				
												336	H	Longwood	107 40				
LAST 12 Division I GAMES:																			
22	H	Kansas St.	66 59	8	A	Baylor	73 79												
75	H	Oklahoma St.	79 53	147	A	Kansas	62 51												
17	A	Oklahoma	87 90	5	H	Texas	63 73												
77	H	Iowa St.	55 80	92	A	Texas Tech	66 75												
5	A	Texas	54 69	17	H	Oklahoma	83 73												
92	H	Texas Tech	89 79	8	H	Baylor	56 91												

Average RPI Win:	271	WON-LOST	WINNING	LAST 10	STRENGTH OF	OPP. STRENGTH	TEAM	ADJ.	CONF.	ADJ CONF.
Average RPI Loss:	172	RECORD	PCT. RANK	GAMES	SCHEDULE	OF SCHEDULE	RPI	RPI	RPI	RPI
DIV. I ONLY	6- 19	301	2- 8	175	281	287	287	17	17	
DIV. I NON-CONF.	4- 10	259	1- 0	184	304	260	260	20	20	
TOTALS	RPI 1-25	RPI 26-50	W-L RECORDS	RPI 51-100	RPI 101-150	RPI 150+				
6- 19	0- 1	0- 0	OVERALL	0- 2	0- 5	6- 11				
4- 5	0- 0	0- 0	HOME	0- 0	0- 1	4- 4				
2- 12	0- 1	0- 0	AWAY	0- 2	0- 3	2- 6				
0- 2	0- 0	0- 0	NEUTRAL	0- 0	0- 1	0- 1				
4- 10	0- 1	0- 0	NON-CONFERENCE	0- 1	0- 3	4- 5				
2- 3	0- 0	0- 0	HOME	0- 0	0- 0	2- 3				
2- 5	0- 1	0- 0	AWAY	0- 1	0- 2	2- 1				
0- 2	0- 0	0- 0	NEUTRAL	0- 0	0- 1	0- 1				
2- 9	0- 0	0- 0	CONFERENCE	0- 1	0- 2	2- 6				
2- 2	0- 0	0- 0	HOME	0- 0	0- 1	2- 1				
0- 7	0- 0	0- 0	AWAY	0- 1	0- 1	0- 5				
0- 0	0- 0	0- 0	NEUTRAL	0- 0	0- 0	0- 0				

RPI 1-25				RPI 26-50				RPI 51-100				RPI 101+ Team's RPI: 287			
RPI	S	Opponent	Score	RPI	S	Opponent	Score	RPI	S	Opponent	Score	RPI	S	Opponent	Score
6	A	Florida St.	41 90					80	A	Chattanooga	46 67	101	A	Mercer	53 84
								95	A	Georgia	43 78	101	H	Mercer	57 59
												108	A	Clemson	63 78
												117	N	Duquesne	50 65
												135	A	Radford	39 67
												156	N	San Francisco	52 73
												187	A	ETSU	57 76
												210	H	Campbell	48 50
												223	A	UNCG	45 62
												235	A	UNC Asheville	53 62
												236	H	Charleston So.	58 53
												239	A	Wofford	59 68
												239	H	Wofford	69 66
												240	A	Samford	50 51
												240	H	Samford	42 49
												241	A	Furman	44 73
												241	H	Furman	75 72
												247	H	UT Martin	72 84
												265	H	High Point	73 64
												302	A	Eastern Ky.	72 61
												307	H	Gardner-Webb	60 68
												344	A	Florida A&M	62 61
LAST 12 Division I GAMES:															
240	A	Samford	50 51	80	A	Chattanooga	46 67								
101	A	Mercer	53 84	101	H	Mercer	57 59								
239	H	Wofford	69 66	240	H	Samford	42 49								
241	H	Furman	75 72	241	A	Furman	44 73								
223	A	UNCG	45 62	239	A	Wofford	59 68								
187	A	ETSU	57 76	236	H	Charleston So.	58 53								

Non-Div I Games: North Greenville 95 48

Western Caro.

■ Loss,
 ■ Non-Conf, S Site,
 ■ Home
 ■ Away
 N Neutral

Average RPI Win:	226	WON-LOST	WINNING	LAST 10	STRENGTH OF	OPP. STRENGTH	TEAM	ADJ.	CONF.	ADJ CONF.
Average RPI Loss:	66	RECORD	PCT. RANK	GAMES	SCHEDULE	OF SCHEDULE	RPI	RPI	RPI	RPI
DIV. I ONLY	19- 6	38	8- 2	242	136	83	83	11	11	
DIV. I NON-CONF.	8- 3	67	0- 0	290	210	101	101	10	10	
TOTALS	RPI 1-25	RPI 26-50	W-L RECORDS	RPI 51-100	RPI 101-150	RPI 150+				
19- 6	0- 0	1- 3	OVERALL	2- 2	2- 0	14- 1				
9- 1	0- 0	1- 0	HOME	1- 1	1- 0	6- 0				
10- 5	0- 0	0- 0	AWAY	1- 0	1- 0	8- 0				
0- 0	0- 0	0- 0	NEUTRAL	0- 0	0- 0	0- 0				
8- 3	0- 0	0- 2	NON-CONFERENCE	1- 0	0- 0	7- 1				
4- 0	0- 0	0- 0	HOME	1- 0	0- 0	3- 0				
4- 3	0- 0	0- 2	AWAY	0- 0	0- 0	4- 1				
0- 0	0- 0	0- 0	NEUTRAL	0- 0	0- 0	0- 0				
11- 3	0- 0	1- 1	CONFERENCE	1- 2	2- 0	7- 0				
5- 1	0- 0	1- 0	HOME	0- 1	1- 0	3- 0				
6- 2	0- 0	0- 1	AWAY	1- 1	1- 0	4- 0				
0- 0	0- 0	0- 0	NEUTRAL	0- 0	0- 0	0- 0				

RPI 1-25			RPI 26-50			RPI 51-100			Team's RPI: 83			RPI 101+			
RPI	S	Opponent	Score	RPI	S	Opponent	Score	RPI	S	Opponent	Score	RPI	S	Opponent	Score
				26	A	Missouri	68 71	62	A	IUPUI	52 66	146	A	Oral Roberts	76 62
				36	A	South Dakota St.	58 73	62	H	IUPUI	72 76	146	H	Oral Roberts	76 72
				36	H	South Dakota St.	83 77	63	A	South Dakota	86 78	160	A	Omaha	78 74
				43	A	Marquette	61 77	79	H	Northern Ill.	83 79	160	H	Omaha	80 63
												169	A	Milwaukee	68 76
												214	H	Bradley	91 77
												216	A	SIUE	76 74
												270	A	Southeast Mo. St.	100 87
												295	A	North Dakota St.	87 60
												295	H	North Dakota St.	110 81
												306	A	Denver	80 68
												306	H	Denver	87 62
												310	H	Illinois St.	80 50
												312	H	Eastern Ill.	83 62
												318	A	UMKC	78 65
												324	A	Fort Wayne	75 53
												335	A	Chicago St.	54 50
LAST 12 Division I GAMES:															
				36	H	South Dakota St.	83 77	62	H	IUPUI	72 76				
				306	A	Denver	80 68	36	A	South Dakota St.	58 73				
				295	A	North Dakota St.	87 60	295	H	North Dakota St.	110 81				
				160	H	Omaha	80 63	160	A	Omaha	78 74				
				146	A	Oral Roberts	76 62	146	H	Oral Roberts	76 72				
				63	A	South Dakota	86 78	306	H	Denver	87 62				

Non-Div I Games: Graceland (IA) 118 40 Monmouth (IL) 113 29

Western Ill.

■ Loss,
 ■ Non-Conf, S Site,
 ■ Home
 ■ Away
 N Neutral

Average RPI Win:	208	WON-LOST	WINNING	LAST 10	STRENGTH OF	OPP. STRENGTH	TEAM	ADJ.	CONF.	ADJ CONF.
Average RPI Loss:	74	RECORD	PCT. RANK	GAMES	SCHEDULE	OF SCHEDULE	RPI	RPI	RPI	RPI
DIV. I ONLY	18- 6	43	4- 0	163	128	81	81	15	15	
DIV. I NON-CONF.	8- 4	97	1- 0	139	113	98	98	16	16	
TOTALS	RPI 1-25	RPI 26-50	W-L RECORDS	RPI 51-100	RPI 101-150	RPI 150+				
18- 6	0- 2	1- 0	OVERALL	1- 2	4- 1	12- 1				
12- 1	0- 0	1- 0	HOME	1- 1	2- 0	8- 0				
5- 3	0- 1	0- 0	AWAY	0- 0	1- 1	4- 1				
1- 2	0- 1	0- 0	NEUTRAL	0- 1	1- 0	0- 0				
8- 4	0- 2	1- 0	NON-CONFERENCE	0- 2	2- 0	5- 0				
5- 1	0- 0	1- 0	HOME	0- 1	1- 0	3- 0				
2- 1	0- 1	0- 0	AWAY	0- 0	0- 0	2- 0				
1- 2	0- 1	0- 0	NEUTRAL	0- 1	1- 0	0- 0				
10- 2	0- 0	0- 0	CONFERENCE	1- 0	2- 1	7- 1				
7- 0	0- 0	0- 0	HOME	1- 0	1- 0	5- 0				
3- 2	0- 0	0- 0	AWAY	0- 0	1- 1	2- 1				
0- 0	0- 0	0- 0	NEUTRAL	0- 0	0- 0	0- 0				

RPI 1-25				RPI 26-50				RPI 51-100 Team's RPI: 81				RPI 101+			
RPI	S	Opponent	Score	RPI	S	Opponent	Score	RPI	S	Opponent	Score	RPI	S	Opponent	Score
13	A	Louisville	61 68	42	H	Indiana	85 74	51	N	George Washington	49 68	104	A	Charlotte	85 89
18	N	DePaul	69 77					65	H	Middle Tenn.	66 51	106	N	Kent St.	79 73
								98	H	UT Arlington	68 71	120	H	Southern Miss.	79 53
												130	A	Old Dominion	67 62
												144	H	Ball St.	68 61
												155	H	Louisiana Tech	67 58
												157	A	UTSA	77 80
												183	H	UAB	60 48
												202	H	Col. of Charleston	89 76
												250	A	Marshall	78 64
												250	H	Marshall	73 57
												253	A	Austin Peay	85 65
												280	H	FIU	90 38
												292	A	UTEP	71 54
												296	H	Lipscomb	87 35
												302	A	Eastern Ky.	90 63
												331	H	Fla. Atlantic	76 55
												349	H	Alabama A&M	96 32
LAST 12 Division I GAMES:															
106	N	Kent St.	79 73	250	H	Marshall	73 57	65	H	Middle Tenn.	66 51	183	H	UAB	60 48
250	A	Marshall	78 64	130	A	Old Dominion	67 62	104	A	Charlotte	85 89	280	H	FIU	90 38
120	H	Southern Miss.	79 53												
155	H	Louisiana Tech	67 58												
157	A	UTSA	77 80												
292	A	UTEP	71 54												

Non-Div I Games:

Western Ky.

■ Loss,
 ■ Non-Conf,
 ■ S Site,
 ■ H Home
 ■ A Away
 N Neutral

Average RPI Win:	268	WON-LOST	WINNING	LAST 10	STRENGTH OF	OPP. STRENGTH	TEAM	ADJ.	CONF.	ADJ CONF.
Average RPI Loss:	74	RECORD	PCT. RANK	GAMES	SCHEDULE	OF SCHEDULE	RPI	RPI	RPI	RPI
DIV. I ONLY	15- 9	106	4- 6	311	116	171	171	10	10	
DIV. I NON-CONF.	9- 2	37	0- 0	348	156	178	178	11	11	
TOTALS	RPI 1-25	RPI 26-50	W-L RECORDS	RPI 51-100	RPI 101-150	RPI 150+				
15- 9	0- 0	0- 3	OVERALL	0- 4	1- 2	14- 0				
6- 4	0- 0	0- 0	HOME	0- 3	0- 1	6- 0				
8- 5	0- 0	0- 0	AWAY	0- 1	1- 0	7- 0				
1- 0	0- 0	0- 0	NEUTRAL	0- 0	0- 0	1- 0				
9- 2	0- 0	0- 1	NON-CONFERENCE	0- 1	1- 0	8- 0				
4- 1	0- 0	0- 0	HOME	0- 1	0- 0	4- 0				
4- 1	0- 0	0- 1	AWAY	0- 0	1- 0	3- 0				
1- 0	0- 0	0- 0	NEUTRAL	0- 0	0- 0	1- 0				
6- 7	0- 0	0- 2	CONFERENCE	0- 3	0- 2	6- 0				
2- 3	0- 0	0- 0	HOME	0- 2	0- 1	2- 0				
4- 4	0- 0	0- 2	AWAY	0- 1	0- 1	4- 0				
0- 0	0- 0	0- 0	NEUTRAL	0- 0	0- 0	0- 0				

RPI S	Opponent	Score	RPI S	Opponent	Score	RPI S	Opponent	Score	RPI S	Opponent	Score	Team's RPI: 171
29	A Michigan	40 66	56	H Michigan St.	64 68	106	H Kent St.	67 71				
41	A Ohio	67 80	78	H Buffalo	47 62	137	A Detroit	75 65				
47	A Central Mich.	83 94	79	A Northern Ill.	62 67	144	A Ball St.	56 61				
			85	H Toledo	66 72	214	H Bradley	83 64				
						215	A Miami (OH)	85 60				
						228	A Akron	73 57				
						228	H Akron	73 60				
						271	A Bowling Green	74 53				
						271	H Bowling Green	75 58				
						273	H Davidson	76 63				
						285	A Eastern Mich.	76 67				
						295	A North Dakota St.	68 63				
						302	N Eastern Ky.	74 59				
						318	A UMKC	66 54				
						320	H Loyola Chicago	65 53				
						324	H Fort Wayne	61 35				
						335	A Chicago St.	64 51				
LAST 12 Division I GAMES:												
271	A Bowling Green	74 53	228	A Akron	73 57							
47	A Central Mich.	83 94	106	H Kent St.	67 71							
85	H Toledo	66 72	285	A Eastern Mich.	76 67							
79	A Northern Ill.	62 67	271	H Bowling Green	75 58							
78	H Buffalo	47 62	144	A Ball St.	56 61							
41	A Ohio	67 80	215	A Miami (OH)	85 60							

Non-Div I Games:

Western Mich.

■ Loss,
■ Non-Conf,
■ S Site,
■ H Home
■ A Away
N Neutral

Average RPI Win:	235	WON-LOST	WINNING	LAST 10	STRENGTH OF	OPP. STRENGTH	TEAM	ADJ.	CONF.	ADJ CONF.
Average RPI Loss:	110	RECORD	PCT. RANK	GAMES	SCHEDULE	OF SCHEDULE	RPI	RPI	RPI	RPI
DIV. I ONLY	11- 12	190	6- 4	191	117	207	207	16	16	
DIV. I NON-CONF.	5- 6	186	0- 0	125	45	187	187	14	14	
TOTALS	RPI 1-25	RPI 26-50	W-L RECORDS	RPI 51-100	RPI 101-150	RPI 150+				
11- 12	1- 1	0- 3	OVERALL	0- 3	1- 2	9- 3				
7- 6	1- 0	0- 2	HOME	0- 1	1- 1	5- 2				
3- 4	0- 0	0- 1	AWAY	0- 1	0- 1	3- 1				
1- 2	0- 1	0- 0	NEUTRAL	0- 1	0- 0	1- 0				
5- 6	1- 1	0- 2	NON-CONFERENCE	0- 2	1- 0	3- 1				
4- 2	1- 0	0- 1	HOME	0- 0	1- 0	2- 1				
0- 2	0- 0	0- 1	AWAY	0- 1	0- 0	0- 0				
1- 2	0- 1	0- 0	NEUTRAL	0- 1	0- 0	1- 0				
6- 6	0- 0	0- 1	CONFERENCE	0- 1	0- 2	6- 2				
3- 4	0- 0	0- 1	HOME	0- 1	0- 1	3- 1				
3- 2	0- 0	0- 0	AWAY	0- 0	0- 1	3- 1				
0- 0	0- 0	0- 0	NEUTRAL	0- 0	0- 0	0- 0				

RPI S	Opponent	Score	RPI S	Opponent	Score	RPI S	Opponent	Score	RPI S	Opponent	Score	Team's RPI: 207
11 N	Stanford	39 87	26 A	Missouri	57 64	67 H	UNI	61 63	121 H	Abilene Christian	81 62	
21 H	Creighton	62 54	36 H	South Dakota St.	58 78	98 A	UT Arlington	70 74	150 A	Missouri St.	62 73	
			38 H	Drake	78 83	99 N	Purdue	49 86	150 H	Missouri St.	60 65	
									165 A	Southern Ill.	54 77	
									165 H	Southern Ill.	58 61	
									179 N	Northeastern	87 73	
									205 A	Indiana St.	56 42	
									214 H	Bradley	65 54	
									279 A	Evansville	74 67	
									279 H	Evansville	69 68	
									310 H	Illinois St.	67 45	
									318 H	UMKC	54 56	
									320 A	Loyola Chicago	83 64	
									323 H	Arkansas St.	69 51	
									333 H	Incarinate Word	73 63	
LAST 12 Division I GAMES:												
165 H	Southern Ill.	58 61	214 H	Bradley	65 54							
279 H	Evansville	69 68	279 A	Evansville	74 67							
150 H	Missouri St.	60 65	165 A	Southern Ill.	54 77							
320 A	Loyola Chicago	83 64	150 A	Missouri St.	62 73							
205 A	Indiana St.	56 42	67 H	UNI	61 63							
310 H	Illinois St.	67 45	38 H	Drake	78 83							

Non-Div I Games:

Wichita St.

■ Loss,
■ Non-Conf,
■ S Site,
■ H Home
■ A Away
N Neutral

Average RPI Win:	217	WON-LOST	WINNING	LAST 10	STRENGTH OF	OPP. STRENGTH	TEAM	ADJ.	CONF.	ADJ CONF.
Average RPI Loss:	113	RECORD	PCT. RANK	GAMES	SCHEDULE	OF SCHEDULE	RPI	RPI	RPI	RPI
DIV. I ONLY	16- 8	85	4- 6	220	129	128	128	8	8	
DIV. I NON-CONF.	10- 1	15	0- 0	288	310	93	93	8	8	
TOTALS	RPI 1-25	RPI 26-50	W-L RECORDS	RPI 51-100	RPI 101-150	RPI 150+				
16- 8	0- 0	0- 2	OVERALL	0- 2	3- 1	13- 3				
9- 4	0- 0	0- 2	HOME	0- 1	1- 1	8- 0				
7- 4	0- 0	0- 0	AWAY	0- 1	2- 0	5- 3				
0- 0	0- 0	0- 0	NEUTRAL	0- 0	0- 0	0- 0				
10- 1	0- 0	0- 0	NON-CONFERENCE	0- 1	2- 0	8- 0				
6- 1	0- 0	0- 0	HOME	0- 1	1- 0	5- 0				
4- 0	0- 0	0- 0	AWAY	0- 0	1- 0	3- 0				
0- 0	0- 0	0- 0	NEUTRAL	0- 0	0- 0	0- 0				
6- 7	0- 0	0- 2	CONFERENCE	0- 1	1- 1	5- 3				
3- 3	0- 0	0- 2	HOME	0- 0	0- 1	3- 0				
3- 4	0- 0	0- 0	AWAY	0- 1	1- 0	2- 3				
0- 0	0- 0	0- 0	NEUTRAL	0- 0	0- 0	0- 0				

RPI 1-25				RPI 26-50				RPI 51-100				RPI 101+ Team's RPI: 128			
RPI	S	Opponent	Score	RPI	S	Opponent	Score	RPI	S	Opponent	Score	RPI	S	Opponent	Score
				31	H	Elon	58 60	66	A	Drexel	48 65	115	A	Delaware	60 49
				39	H	James Madison	64 79	74	H	St. John's (NY)	57 73	115	H	Delaware	54 68
												130	A	Old Dominion	69 58
												149	H	East Carolina	82 72
												179	A	Northeastern	68 54
												179	H	Northeastern	60 58
												186	A	Towson	60 64
												186	H	Towson	68 55
												189	A	Hofstra	61 64
												189	H	Hofstra	81 65
												193	A	American	48 34
												202	A	Col. of Charleston	60 70
												208	A	UNCW	57 43
												230	H	Richmond	67 39
												231	H	Dartmouth	63 50
												254	A	Norfolk St.	65 52
												257	H	Saint Francis (PA)	73 60
												303	H	Mt. St. Mary's	68 46
												321	A	USC Upstate	49 46
												348	H	Delaware St.	82 48
LAST 12 Division I GAMES:															
				186	H	Towson	68 55					115	H	Delaware	54 68
				66	A	Drexel	48 65					31	H	Elon	58 60
				189	H	Hofstra	81 65					186	A	Towson	60 64
				189	A	Hofstra	61 64					208	A	UNCW	57 43
				179	A	Northeastern	68 54					179	H	Northeastern	60 58
				39	H	James Madison	64 79					202	A	Col. of Charleston	60 70

Non-Div I Games:

William & Mary

Average RPI Win:	336	WON-LOST	WINNING	LAST 10	STRENGTH OF	OPP. STRENGTH	TEAM	ADJ.	CONF.	ADJ CONF.
Average RPI Loss:	185	RECORD	PCT. RANK	GAMES	SCHEDULE	OF SCHEDULE	RPI	RPI	RPI	RPI
DIV. I ONLY	1- 23	347	1- 9	149	303	328	328	28	28	
DIV. I NON-CONF.	0- 11	335	0- 0	37	162	288	288	28	28	
TOTALS	RPI 1-25	RPI 26-50	W-L RECORDS	RPI 51-100	RPI 101-150	RPI 150+				
1- 23	0- 3	0- 1	OVERALL	0- 1	0- 3	1- 15				
1- 11	0- 0	0- 0	HOME	0- 0	0- 2	1- 9				
0- 9	0- 2	0- 0	AWAY	0- 0	0- 1	0- 6				
0- 3	0- 1	0- 1	NEUTRAL	0- 1	0- 0	0- 0				
0- 11	0- 3	0- 1	NON-CONFERENCE	0- 1	0- 1	0- 5				
0- 5	0- 0	0- 0	HOME	0- 0	0- 1	0- 4				
0- 3	0- 2	0- 0	AWAY	0- 0	0- 0	0- 1				
0- 3	0- 1	0- 1	NEUTRAL	0- 1	0- 0	0- 0				
1- 12	0- 0	0- 0	CONFERENCE	0- 0	0- 2	1- 10				
1- 6	0- 0	0- 0	HOME	0- 0	0- 1	1- 5				
0- 6	0- 0	0- 0	AWAY	0- 0	0- 1	0- 5				
0- 0	0- 0	0- 0	NEUTRAL	0- 0	0- 0	0- 0				

RPI S	Opponent	Score	RPI S	Opponent	Score	RPI S	Opponent	Score	RPI S	Opponent	Score	Team's RPI: 328
6 N	Florida St.	35 98	29 N	Michigan	39 76	64 N	Gonzaga	41 71	101 H	Mercer	48 71	
8 A	Baylor	32 140							135 A	Radford	49 74	
25 A	Ohio St.	48 88							135 H	Radford	50 60	
									187 A	ETSU	45 62	
									202 H	Col. of Charleston	64 95	
									210 A	Campbell	32 61	
									210 H	Campbell	35 70	
									222 H	Presbyterian	39 78	
									228 H	Akron	59 80	
									235 H	UNC Asheville	53 68	
									236 A	Charleston So.	52 71	
									249 A	Liberty	51 80	
									260 H	Tennessee Tech	50 73	
									265 A	High Point	43 88	
									265 H	High Point	57 70	
									307 H	Gardner-Webb	54 89	
									336 A	Longwood	78 83	
									336 H	Longwood	78 72	
									346 H	South Carolina St.	55 63	
LAST 12 Division I GAMES:												
210 H	Campbell	35 70	336 H	Longwood	78 72							
336 A	Longwood	78 83	222 H	Presbyterian	39 78							
265 H	High Point	57 70	210 A	Campbell	32 61							
135 A	Radford	49 74	236 A	Charleston So.	52 71							
307 H	Gardner-Webb	54 89	235 H	UNC Asheville	53 68							
249 A	Liberty	51 80	135 H	Radford	50 60							

Non-Div I Games: N.C. Wesleyan 89 40

Winthrop

■ Loss,
 ■ Non-Conf, S Site,
 ■ Home
 ■ Away
 N Neutral

Average RPI Win:	226	WON-LOST	WINNING	LAST 10	STRENGTH OF	OPP. STRENGTH	TEAM	ADJ.	CONF.	ADJ CONF.
Average RPI Loss:	87	RECORD	PCT. RANK	GAMES	SCHEDULE	OF SCHEDULE	RPI	RPI	RPI	RPI
DIV. I ONLY	6- 20	305	1- 9	44	93	201	201	6	6	
DIV. I NON-CONF.	5- 8	218	0- 0	115	242	201	201	6	6	
TOTALS	RPI 1-25	RPI 26-50	W-L RECORDS	RPI 51-100	RPI 101-150	RPI 150+				
6- 20	0- 3	1- 4	OVERALL	0- 6	0- 3	5- 4				
3- 10	0- 1	0- 3	HOME	0- 3	0- 1	3- 2				
2- 9	0- 2	1- 1	AWAY	0- 3	0- 1	1- 2				
1- 1	0- 0	0- 0	NEUTRAL	0- 0	0- 1	1- 0				
5- 8	0- 0	1- 1	NON-CONFERENCE	0- 1	0- 3	4- 3				
2- 5	0- 0	0- 1	HOME	0- 1	0- 1	2- 2				
2- 2	0- 0	1- 0	AWAY	0- 0	0- 1	1- 1				
1- 1	0- 0	0- 0	NEUTRAL	0- 0	0- 1	1- 0				
1- 12	0- 3	0- 3	CONFERENCE	0- 5	0- 0	1- 1				
1- 5	0- 1	0- 2	HOME	0- 2	0- 0	1- 0				
0- 7	0- 2	0- 1	AWAY	0- 3	0- 0	0- 1				
0- 0	0- 0	0- 0	NEUTRAL	0- 0	0- 0	0- 0				

RPI 1-25				RPI 26-50				RPI 51-100				RPI 101+ Team's RPI: 201			
RPI	S	Opponent	Score	RPI	S	Opponent	Score	RPI	S	Opponent	Score	RPI	S	Opponent	Score
20	A	Maryland	40 89	29	A	Michigan	66 75	54	H	Dayton	64 83	104	A	Charlotte	48 63
25	A	Ohio St.	61 70	29	H	Michigan	56 73	56	H	Michigan St.	57 81	110	H	North Carolina	59 72
25	H	Ohio St.	68 96	34	A	Green Bay	54 53	58	A	Northwestern	43 63	112	N	Ole Miss	44 69
				42	H	Indiana	54 78	59	A	Minnesota	60 88	169	A	Milwaukee	63 80
				43	H	Marquette	75 81	73	A	Penn St.	46 76	177	H	Idaho St.	35 42
								99	H	Purdue	57 79	199	H	Nebraska	82 56
												200	A	Rutgers	52 68
												238	H	Butler	60 55
												257	H	Saint Francis (PA)	100 103
												268	N	Tennessee St.	80 70
												305	H	Mississippi Val.	103 61
												310	A	Illinois St.	64 46
LAST 12 Division I GAMES:															
20	A	Maryland	40 89	56	H	Michigan St.	57 81								
29	A	Michigan	66 75	25	A	Ohio St.	61 70								
199	H	Nebraska	82 56	73	A	Penn St.	46 76								
25	H	Ohio St.	68 96	99	H	Purdue	57 79								
58	A	Northwestern	43 63	59	A	Minnesota	60 88								
42	H	Indiana	54 78	200	A	Rutgers	52 68								

Non-Div I Games:

Wisconsin

 Loss,
 Non-Conf,
 S Site,
 H Home
 A Away
N Neutral

Average RPI Win: 278	WON-LOST	WINNING	LAST 10	STRENGTH OF	OPP. STRENGTH	TEAM	ADJ.	CONF.	ADJ CONF.
Average RPI Loss: 167	RECORD	PCT. RANK	GAMES	SCHEDULE	OF SCHEDULE	RPI	RPI	RPI	RPI
DIV. I ONLY	10- 13	212	1- 8	305	262	239	239	17	17
DIV. I NON-CONF.	8- 5	125	1- 0	307	301	171	171	20	20
TOTALS	RPI 1-25	RPI 26-50	W-L RECORDS	RPI 51-100	RPI 101-150	RPI 150+			
10- 13	0- 0	0- 1	OVERALL	0- 3	0- 1	10- 8			
5- 3	0- 0	0- 0	HOME	0- 1	0- 0	5- 2			
5- 8	0- 0	0- 1	AWAY	0- 0	0- 1	5- 6			
0- 2	0- 0	0- 0	NEUTRAL	0- 2	0- 0	0- 0			
8- 5	0- 0	0- 1	NON-CONFERENCE	0- 2	0- 0	8- 2			
3- 0	0- 0	0- 0	HOME	0- 0	0- 0	3- 0			
5- 3	0- 0	0- 1	AWAY	0- 0	0- 0	5- 2			
0- 2	0- 0	0- 0	NEUTRAL	0- 2	0- 0	0- 0			
2- 8	0- 0	0- 0	CONFERENCE	0- 1	0- 1	2- 6			
2- 3	0- 0	0- 0	HOME	0- 1	0- 0	2- 2			
0- 5	0- 0	0- 0	AWAY	0- 0	0- 1	0- 4			
0- 0	0- 0	0- 0	NEUTRAL	0- 0	0- 0	0- 0			

RPI S	Opponent	Score	RPI S	Opponent	Score	RPI S	Opponent	Score	RPI S	Opponent	Score	Team's RPI: 239
28	A North Carolina St.	40 80	61	N Florida	51 74	101	A Mercer	39 54	101	A Mercer	39 54	
			80	H Chattanooga	61 71	160	A Omaha	64 89	160	A Omaha	64 89	
			90	N Jacksonville	60 66	187	H ETSU	69 77	187	H ETSU	69 77	
						208	A UNCW	71 67	208	A UNCW	71 67	
						223	A UNCG	61 67	223	A UNCG	61 67	
						223	H UNCG	54 48	223	H UNCG	54 48	
						235	A UNC Asheville	65 84	235	A UNC Asheville	65 84	
						236	A Charleston So.	59 45	236	A Charleston So.	59 45	
						240	A Samford	54 57	240	A Samford	54 57	
						241	A Furman	60 65	241	A Furman	60 65	
						241	H Furman	49 69	241	H Furman	49 69	
						274	A Kennesaw St.	78 49	274	A Kennesaw St.	78 49	
						275	A North Florida	79 60	275	A North Florida	79 60	
						278	H Coastal Caro.	67 62	278	H Coastal Caro.	67 62	
						287	A Western Caro.	66 69	287	A Western Caro.	66 69	
						287	H Western Caro.	68 59	287	H Western Caro.	68 59	
						307	H Gardner-Webb	75 66	307	H Gardner-Webb	75 66	
						342	A N.C. Central	64 54	342	A N.C. Central	64 54	
						346	H South Carolina St.	66 65	346	H South Carolina St.	66 65	
LAST 12 Division I GAMES:												
241	A Furman	60 65	240	A Samford	54 57							
287	A Western Caro.	66 69	241	H Furman	49 69							
223	A UNCG	61 67	223	H UNCG	54 48							
187	H ETSU	69 77	287	H Western Caro.	68 59							
80	H Chattanooga	61 71	274	A Kennesaw St.	78 49							
101	A Mercer	39 54	90	N Jacksonville	60 66							

Non-Div I Games: Montreat 71 30 Erskine 116 74

Wofford

Loss, Non-Conf, S Site, H Home A Away N Neutral

Average RPI Win:	262	WON-LOST	WINNING	LAST 10	STRENGTH OF	OPP. STRENGTH	TEAM	ADJ.	CONF.	ADJ CONF.
Average RPI Loss:	96	RECORD	PCT. RANK	GAMES	SCHEDULE	OF SCHEDULE	RPI	RPI	RPI	RPI
DIV. I ONLY	18- 5	29	10- 0	337	162	151	151	20	20	
DIV. I NON-CONF.	6- 4	127	0- 0	345	90	246	246	21	21	
TOTALS	RPI 1-25	RPI 26-50	W-L RECORDS	RPI 51-100	RPI 101-150	RPI 150+				
18- 5	0- 0	0- 2	OVERALL	0- 0	1- 2	17- 1				
10- 1	0- 0	0- 0	HOME	0- 0	1- 1	9- 0				
8- 2	0- 0	0- 1	AWAY	0- 0	0- 0	8- 1				
0- 2	0- 0	0- 1	NEUTRAL	0- 0	0- 1	0- 0				
6- 4	0- 0	0- 1	NON-CONFERENCE	0- 0	0- 2	6- 1				
3- 1	0- 0	0- 0	HOME	0- 0	0- 1	3- 0				
3- 1	0- 0	0- 0	AWAY	0- 0	0- 0	3- 1				
0- 2	0- 0	0- 1	NEUTRAL	0- 0	0- 1	0- 0				
12- 1	0- 0	0- 1	CONFERENCE	0- 0	1- 0	11- 0				
7- 0	0- 0	0- 0	HOME	0- 0	1- 0	6- 0				
5- 1	0- 0	0- 1	AWAY	0- 0	0- 0	5- 0				
0- 0	0- 0	0- 0	NEUTRAL	0- 0	0- 0	0- 0				

RPI 1-25			RPI 26-50			RPI 51-100			RPI 101+			Team's RPI: 151			
RPI	S	Opponent	Score	RPI	S	Opponent	Score	RPI	S	Opponent	Score	RPI	S	Opponent	Score
				34	A	Green Bay	41 62					106	H	Kent St.	69 79
				49	N	Georgetown	60 67					108	N	Clemson	51 75
												137	H	Detroit	77 69
												163	A	Oakland	73 61
												163	H	Oakland	84 66
												169	A	Milwaukee	69 51
												184	H	Cleveland St.	84 63
												185	A	Illinois	72 76
												215	H	Miami (OH)	65 57
												260	A	Tennessee Tech	65 54
												284	A	Northern Ky.	70 63
												284	H	Northern Ky.	67 47
												302	H	Eastern Ky.	85 73
												311	A	Valparaiso	65 52
												311	H	Valparaiso	63 48
												312	A	Eastern Ill.	71 61
												313	H	Youngstown St.	71 58
												324	H	Fort Wayne	62 51
												325	A	Ill.-Chicago	73 54
												325	H	Ill.-Chicago	62 51
												335	A	Chicago St.	71 65
LAST 12 Division I GAMES:															
				325	H	Ill.-Chicago	62 51					325	A	Ill.-Chicago	73 54
				311	H	Valparaiso	63 48					163	A	Oakland	73 61
				284	H	Northern Ky.	67 47					284	A	Northern Ky.	70 63
				163	H	Oakland	84 66					184	H	Cleveland St.	84 63
				137	H	Detroit	77 69					313	H	Youngstown St.	71 58
				311	A	Valparaiso	65 52					34	A	Green Bay	41 62

Non-Div I Games: Grace (IN) 87 56 Cincinnati Christia 85 61

Wright St.

Average RPI Win: 222	WON-LOST	WINNING	LAST 10	STRENGTH OF	OPP. STRENGTH	TEAM	ADJ.	CONF.	ADJ CONF.
Average RPI Loss: 87	RECORD	PCT. RANK	GAMES	SCHEDULE	OF SCHEDULE	RPI	RPI	RPI	RPI
DIV. I ONLY	16- 7	69	6- 4	215	140	102	102	13	13
DIV. I NON-CONF.	6- 3	97	0- 0	267	170	148	148	15	15
TOTALS	RPI 1-25	RPI 26-50	W-L RECORDS	RPI 51-100	RPI 101-150	RPI 150+			
16- 7	0- 0	0- 1	OVERALL	3- 4	1- 1	12- 1			
11- 1	0- 0	0- 0	HOME	2- 0	1- 1	8- 0			
5- 6	0- 0	0- 1	AWAY	1- 4	0- 0	4- 1			
0- 0	0- 0	0- 0	NEUTRAL	0- 0	0- 0	0- 0			
6- 3	0- 0	0- 1	NON-CONFERENCE	2- 1	0- 1	4- 0			
4- 1	0- 0	0- 0	HOME	1- 0	0- 1	3- 0			
2- 2	0- 0	0- 1	AWAY	1- 1	0- 0	1- 0			
0- 0	0- 0	0- 0	NEUTRAL	0- 0	0- 0	0- 0			
10- 4	0- 0	0- 0	CONFERENCE	1- 3	1- 0	8- 1			
7- 0	0- 0	0- 0	HOME	1- 0	1- 0	5- 0			
3- 4	0- 0	0- 0	AWAY	0- 3	0- 0	3- 1			
0- 0	0- 0	0- 0	NEUTRAL	0- 0	0- 0	0- 0			

RPI S	Opponent	Score	RPI S	Opponent	Score	RPI S	Opponent	Score	RPI S	Opponent	Score	Team's RPI: 102
38	A Drake	50 63	52	A Colorado St.	54 61	125	H Idaho	71 74	148	H New Mexico	68 52	
			56	A Michigan St.	51 63	167	A Fresno St.	47 52	167	H Fresno St.	70 48	
			63	H South Dakota	69 62	190	A Utah St.	71 48	190	H Utah St.	59 40	
			82	A Colorado	82 75	192	H San Jose St.	89 60	267	H San Diego St.	80 67	
			84	A UNLV	46 51	286	A Nevada	72 59	288	H Southern Utah	68 48	
			84	H UNLV	79 57	306	H Denver	59 49	314	A Air Force	66 54	
			87	A Boise St.	54 64	314	H Air Force	73 41	326	A Montana	67 42	
						341	H Cal St. Fullerton	61 26				
LAST 12 Division I GAMES:												
52	A Colorado St.	54 61	84	A UNLV	46 51							
190	H Utah St.	59 40	148	H New Mexico	68 52							
167	A Fresno St.	47 52	192	H San Jose St.	89 60							
314	H Air Force	73 41	286	A Nevada	72 59							
267	H San Diego St.	80 67	190	A Utah St.	71 48							
87	A Boise St.	54 64	167	H Fresno St.	70 48							

Non-Div I Games: Adams St. 79 40 Chadron St. 74 50

Wyoming

Loss, Non-Conf, S Site, H Home A Away N Neutral

Average RPI Win:	226	WON-LOST	WINNING	LAST 10	STRENGTH OF	OPP. STRENGTH	TEAM	ADJ.	CONF.	ADJ CONF.
Average RPI Loss:	74	RECORD	PCT. RANK	GAMES	SCHEDULE	OF SCHEDULE	RPI	RPI	RPI	RPI
DIV. I ONLY	11- 14	207	1- 9	116	85	181	181	7	7	
DIV. I NON-CONF.	8- 3	67	0- 0	203	247	113	113	7	7	
TOTALS	RPI 1-25	RPI 26-50	W-L RECORDS	RPI 51-100	RPI 101-150	RPI 150+				
11- 14	0- 4	1- 3	OVERALL	0- 4	1- 1	9- 2				
7- 6	0- 1	1- 2	HOME	0- 2	0- 0	6- 1				
3- 6	0- 2	0- 1	AWAY	0- 2	1- 0	2- 1				
1- 2	0- 1	0- 0	NEUTRAL	0- 0	0- 1	1- 0				
8- 3	0- 1	1- 0	NON-CONFERENCE	0- 1	1- 1	6- 0				
6- 0	0- 0	1- 0	HOME	0- 0	0- 0	5- 0				
1- 1	0- 0	0- 0	AWAY	0- 1	1- 0	0- 0				
1- 2	0- 1	0- 0	NEUTRAL	0- 0	0- 1	1- 0				
3- 11	0- 3	0- 3	CONFERENCE	0- 3	0- 0	3- 2				
1- 6	0- 1	0- 2	HOME	0- 2	0- 0	1- 1				
2- 5	0- 2	0- 1	AWAY	0- 1	0- 0	2- 1				
0- 0	0- 0	0- 0	NEUTRAL	0- 0	0- 0	0- 0				

RPI	S	Opponent	Score	RPI	S	Opponent	Score	RPI	S	Opponent	Score	RPI	S	Opponent	Score	Team's RPI: 181
17	N	Oklahoma	69 81	29	H	Michigan	61 58	53	H	Villanova	47 72	120	N	Southern Miss.	59 73	
18	A	DePaul	69 85	43	A	Marquette	61 85	70	A	Wake Forest	45 58	141	A	Cincinnati	72 61	
18	H	DePaul	43 70	43	H	Marquette	71 86	74	A	St. John's (NY)	55 64	168	A	Providence	54 51	
21	A	Creighton	52 63	49	H	Georgetown	64 69	74	H	St. John's (NY)	48 65	198	A	Seton Hall	62 71	
												198	H	Seton Hall	72 64	
												238	A	Butler	53 43	
												238	H	Butler	62 65	
												268	H	Tennessee St.	63 54	
												270	H	Southeast Mo. St.	54 48	
												274	N	Kennesaw St.	75 52	
												275	H	North Florida	83 46	
												276	H	Ark.-Pine Bluff	62 41	
												348	H	Delaware St.	86 53	
LAST 12 Division I GAMES:																
43	H	Marquette	71 86	49	H	Georgetown	64 69	43	H	DePaul	69 85	43	A	Marquette	61 85	
18	H	DePaul	43 70	18	A	DePaul	69 85	238	H	Butler	62 65	198	H	Seton Hall	72 64	
238	A	Butler	53 43	43	A	Marquette	61 85	74	A	St. John's (NY)	55 64	74	H	St. John's (NY)	48 65	
74	A	St. John's (NY)	55 64	238	H	Butler	62 65	198	A	Seton Hall	62 71	53	H	Villanova	47 72	
198	A	Seton Hall	62 71	53	H	Villanova	47 72	74	H	St. John's (NY)	48 65					

Non-Div I Games:

Xavier

■ Loss,
■ Non-Conf,
■ S Site,
■ H Home
■ A Away
N Neutral

Average RPI Win:	239	WON-LOST	WINNING	LAST 10	STRENGTH OF	OPP. STRENGTH	TEAM	ADJ.	CONF.	ADJ CONF.
Average RPI Loss:	131	RECORD	PCT. RANK	GAMES	SCHEDULE	OF SCHEDULE	RPI	RPI	RPI	RPI
DIV. I ONLY	11- 10	157	3- 7	165	218	138	138	9	9	
DIV. I NON-CONF.	9- 4	85	2- 2	280	285	126	126	9	9	
TOTALS	RPI 1-25	RPI 26-50	W-L RECORDS	RPI 51-100	RPI 101-150	RPI 150+				
11- 10	0- 1	0- 1	OVERALL	1- 1	2- 3	8- 4				
4- 3	0- 0	0- 0	HOME	0- 0	2- 1	2- 2				
7- 7	0- 1	0- 1	AWAY	1- 1	0- 2	6- 2				
0- 0	0- 0	0- 0	NEUTRAL	0- 0	0- 0	0- 0				
9- 4	0- 1	0- 0	NON-CONFERENCE	1- 0	1- 0	7- 3				
3- 1	0- 0	0- 0	HOME	0- 0	1- 0	2- 1				
6- 3	0- 1	0- 0	AWAY	1- 0	0- 0	5- 2				
0- 0	0- 0	0- 0	NEUTRAL	0- 0	0- 0	0- 0				
2- 6	0- 0	0- 1	CONFERENCE	0- 1	1- 3	1- 1				
1- 2	0- 0	0- 0	HOME	0- 0	1- 1	0- 1				
1- 4	0- 0	0- 1	AWAY	0- 1	0- 2	1- 0				
0- 0	0- 0	0- 0	NEUTRAL	0- 0	0- 0	0- 0				

RPI 1-25			RPI 26-50			RPI 51-100			RPI 101+ Team's RPI: 138		
RPI	S	Opponent	Score	RPI	S	Opponent	Score	RPI	S	Opponent	Score
11	A	Stanford	44 102	27	A	Harvard	56 76	86	A	New Hampshire	64 58
								91	A	Penn	55 66
								129	H	Cornell	63 76
								131	A	Princeton	62 74
								143	H	Albany (NY)	64 53
								145	A	Brown	73 76
								145	H	Brown	73 51
								158	A	Army West Point	55 59
								162	H	Boston College	64 71
								178	H	Columbia	68 72
								197	H	Binghamton	57 48
								231	A	Dartmouth	57 50
								242	A	UC Santa Barbara	64 60
								281	H	Vermont	77 48
								282	A	Manhattan	57 63
								310	A	Illinois St.	59 45
								319	A	Holy Cross	71 70
								334	A	Wagner	66 52
								337	A	LIU Brooklyn	75 44
LAST 12 Division I GAMES:											
27	A	Harvard	56 76	131	A	Princeton	62 74				
231	A	Dartmouth	57 50	91	A	Penn	55 66				
129	H	Cornell	63 76	242	A	UC Santa Barbara	64 60				
178	H	Columbia	68 72	11	A	Stanford	44 102				
145	H	Brown	73 51	86	A	New Hampshire	64 58				
145	A	Brown	73 76	162	H	Boston College	64 71				

Non-Div I Games:

Yale

■ Loss,
■ Non-Conf, S Site,
■ Home
■ Away
N Neutral

Average RPI Win:	281	WON-LOST	WINNING	LAST 10	STRENGTH OF	OPP. STRENGTH	TEAM	ADJ.	CONF.	ADJ CONF.
Average RPI Loss:	177	RECORD	PCT. RANK	GAMES	SCHEDULE	OF SCHEDULE	RPI	RPI	RPI	RPI
DIV. I ONLY	6- 17	295	3- 7	276	244	313	313	20	20	
DIV. I NON-CONF.	2- 7	284	0- 0	321	231	335	335	21	21	
TOTALS	RPI 1-25	RPI 26-50	W-L RECORDS	RPI 51-100	RPI 101-150	RPI 150+				
6- 17	0- 0	0- 2	OVERALL	0- 0	0- 3	6- 12				
4- 5	0- 0	0- 1	HOME	0- 0	0- 1	4- 3				
1- 12	0- 0	0- 1	AWAY	0- 0	0- 2	1- 9				
1- 0	0- 0	0- 0	NEUTRAL	0- 0	0- 0	1- 0				
2- 7	0- 0	0- 0	NON-CONFERENCE	0- 0	0- 2	2- 5				
1- 3	0- 0	0- 0	HOME	0- 0	0- 1	1- 2				
0- 4	0- 0	0- 0	AWAY	0- 0	0- 1	0- 3				
1- 0	0- 0	0- 0	NEUTRAL	0- 0	0- 0	1- 0				
4- 10	0- 0	0- 2	CONFERENCE	0- 0	0- 1	4- 7				
3- 2	0- 0	0- 1	HOME	0- 0	0- 0	3- 1				
1- 8	0- 0	0- 1	AWAY	0- 0	0- 1	1- 6				
0- 0	0- 0	0- 0	NEUTRAL	0- 0	0- 0	0- 0				

RPI S	Opponent	Score	RPI S	Opponent	Score	RPI S	Opponent	Score	RPI S	Opponent	Score	Team's RPI: 313
			34 A Green Bay	41 75					106 A Kent St.	60 75		
			34 H Green Bay	51 84					129 H Cornell	75 80		
									137 A Detroit	63 80		
									151 A Wright St.	58 71		
									153 A Pittsburgh	50 63		
									163 A Oakland	54 80		
									169 A Milwaukee	82 86		
									169 H Milwaukee	74 78		
									184 A Cleveland St.	68 71		
									184 H Cleveland St.	92 67		
									193 H American	64 77		
									228 H Akron	74 76		
									257 H Saint Francis (PA)	69 68		
									263 A Hawaii	50 72		
									283 N Sacramento St.	102 94		
									284 A Northern Ky.	81 87		
									304 A Northern Ariz.	49 70		
									311 A Valparaiso	60 77		
									311 H Valparaiso	76 70		
									325 A Ill.-Chicago	65 59		
									325 H Ill.-Chicago	70 54		
LAST 12 Division I GAMES:												
34 A Green Bay	41 75	163 A Oakland	54 80									
169 A Milwaukee	82 86	137 A Detroit	63 80									
325 A Ill.-Chicago	65 59	184 H Cleveland St.	92 67									
311 A Valparaiso	60 77	311 H Valparaiso	76 70									
169 H Milwaukee	74 78	325 H Ill.-Chicago	70 54									
34 H Green Bay	51 84	284 A Northern Ky.	81 87									

Non-Div I Games: Point Park 84 71 Tiffin 84 62

Youngstown St.

Loss, Non-Conf, S Site, H Home A Away N Neutral