

Average RPI Win:	280	WON-LOST	WINNING	LAST 10	STRENGTH OF	OPP. STRENGTH	TEAM	ADJ.	CONF.	ADJ CONF.
Average RPI Loss:	178	RECORD	PCT. RANK	GAMES	SCHEDULE	OF SCHEDULE	RPI	RPI	RPI	RPI
DIV. I ONLY	8- 10	207	0- 1	299	300	264	264	25	25	
DIV. I NON-CONF.	2- 5	264	0- 0	230	274	282	282	23	23	
TOTALS	RPI 1-25	RPI 26-50	W-L RECORDS	RPI 51-100	RPI 101-150	RPI 150+				
8- 10	0- 0	0- 0	OVERALL	0- 1	0- 1	8- 8				
4- 4	0- 0	0- 0	HOME	0- 0	0- 0	4- 4				
3- 5	0- 0	0- 0	AWAY	0- 1	0- 1	3- 3				
1- 1	0- 0	0- 0	NEUTRAL	0- 0	0- 0	1- 1				
2- 5	0- 0	0- 0	NON-CONFERENCE	0- 0	0- 1	2- 4				
0- 3	0- 0	0- 0	HOME	0- 0	0- 0	0- 3				
1- 1	0- 0	0- 0	AWAY	0- 0	0- 1	1- 0				
1- 1	0- 0	0- 0	NEUTRAL	0- 0	0- 0	1- 1				
6- 5	0- 0	0- 0	CONFERENCE	0- 1	0- 0	6- 4				
4- 1	0- 0	0- 0	HOME	0- 0	0- 0	4- 1				
2- 4	0- 0	0- 0	AWAY	0- 1	0- 0	2- 3				
0- 0	0- 0	0- 0	NEUTRAL	0- 0	0- 0	0- 0				

RPI S	Opponent	Score	RPI S	Opponent	Score	RPI S	Opponent	Score	RPI S	Opponent	Score	Team's RPI: 264
						67	A Lamar University	58 76	149	A Texas Tech	61 78	
									155	H New Mexico St.	65 67	
									156	H Abilene Christian	68 72	
									177	H Texas St.	53 60	
									181	A Nicholls St.	55 85	
									182	A Sam Houston St.	59 61	
									182	H Sam Houston St.	76 61	
									200	N Prairie View	59 67	
									223	A UTRGV	59 49	
									223	H UTRGV	57 70	
									253	N Louisiana	64 63	
									280	A Central Ark.	73 65	
									286	A Southeastern La.	45 56	
									315	H New Orleans	57 51	
									317	H Incarnate Word	57 49	
									329	H Northwestern St.	79 55	
									338	A Houston Baptist	70 56	
LAST 12 Division I GAMES:												
			182	A Sam Houston St.	59 61				315	H New Orleans	57 51	
			317	H Incarnate Word	57 49				182	H Sam Houston St.	76 61	
			286	A Southeastern La.	45 56				329	H Northwestern St.	79 55	
			338	A Houston Baptist	70 56				67	A Lamar University	58 76	
			156	H Abilene Christian	68 72				280	A Central Ark.	73 65	
			181	A Nicholls St.	55 85				155	H New Mexico St.	65 67	

Non-Div I Games: Schreiner 64 34 UNKNOWN 78 40 Tex. A&M Int'l 84 36 Texas Lutheran 73 49 A&M-Corpus Christi

Loss, Non-Conf, S Site, H Home A Away N Neutral

Average RPI Win:	259	WON-LOST	WINNING	LAST 10	STRENGTH OF	OPP. STRENGTH	TEAM	ADJ.	CONF.	ADJ CONF.
Average RPI Loss:	131	RECORD	PCT. RANK	GAMES	SCHEDULE	OF SCHEDULE	RPI	RPI	RPI	RPI
DIV. I ONLY	11- 8	128	1- 0	210	277	156	156	25	25	
DIV. I NON-CONF.	3- 4	199	0- 0	106	145	115	115	23	23	
TOTALS	RPI 1-25	RPI 26-50	W-L RECORDS	RPI 51-100	RPI 101-150	RPI 150+				
11- 8	0- 0	0- 0	OVERALL	0- 4	0- 2	11- 2				
3- 4	0- 0	0- 0	HOME	0- 3	0- 0	3- 1				
7- 4	0- 0	0- 0	AWAY	0- 1	0- 2	7- 1				
1- 0	0- 0	0- 0	NEUTRAL	0- 0	0- 0	1- 0				
3- 4	0- 0	0- 0	NON-CONFERENCE	0- 2	0- 2	3- 0				
0- 1	0- 0	0- 0	HOME	0- 1	0- 0	0- 0				
2- 3	0- 0	0- 0	AWAY	0- 1	0- 2	2- 0				
1- 0	0- 0	0- 0	NEUTRAL	0- 0	0- 0	1- 0				
8- 4	0- 0	0- 0	CONFERENCE	0- 2	0- 0	8- 2				
3- 3	0- 0	0- 0	HOME	0- 2	0- 0	3- 1				
5- 1	0- 0	0- 0	AWAY	0- 0	0- 0	5- 1				
0- 0	0- 0	0- 0	NEUTRAL	0- 0	0- 0	0- 0				

RPI 1-25				RPI 26-50				RPI 51-100				RPI 101+ Team's RPI: 156					
RPI	S	Opponent	Score	RPI	S	Opponent	Score	RPI	S	Opponent	Score	RPI	S	Opponent	Score		
								61	H	SFA	55	71	147	A	Tulsa	63	75
								67	H	Lamar University	60	63	149	A	Texas Tech	54	105
								72	A	FGCU	65	81	155	A	New Mexico St.	58	46
								84	H	Arkansas	68	80	181	H	Nicholls St.	76	66
													182	A	Sam Houston St.	91	79
													182	H	Sam Houston St.	63	72
													211	N	Texas Southern	81	39
													264	A	A&M-Corpus Christi	72	68
													270	A	UTEP	70	69
													280	H	Central Ark.	77	70
													286	A	Southeastern La.	71	74
													315	A	New Orleans	59	52
													326	H	McNeese	109	52
													329	A	Northwestern St.	72	63
													338	A	Houston Baptist	72	62
LAST 12 Division I GAMES:																	
				181	H	Nicholls St.	76	66	329	A	Northwestern St.	72	63				
				182	H	Sam Houston St.	63	72	338	A	Houston Baptist	72	62				
				67	H	Lamar University	60	63	286	A	Southeastern La.	71	74				
				264	A	A&M-Corpus Christi	72	68	326	H	McNeese	109	52				
				280	H	Central Ark.	77	70	182	A	Sam Houston St.	91	79				
				61	H	SFA	55	71	315	A	New Orleans	59	52				

Non-Div I Games: Eastern N.M. 78 46 Southwest (NM) 90 47 Howard Payne 98 43 Schreiner 90 43 Abilene Christian

Loss, Non-Conf, S Site, H Home A Away N Neutral

Air Force

Through Games Of Feb. 14, 2019

Average RPI Win:	253	WON-LOST	WINNING	LAST 10	STRENGTH OF	OPP. STRENGTH	TEAM	ADJ.	CONF.	ADJ CONF.
Average RPI Loss:	145	RECORD	PCT. RANK	GAMES	SCHEDULE	OF SCHEDULE	RPI	RPI	RPI	RPI
DIV. I ONLY	7- 15	272	0- 1	201	154	266	266	15	15	
DIV. I NON-CONF.	3- 7	256	0- 0	119	243	218	218	13	13	
TOTALS	RPI 1-25	RPI 26-50	W-L RECORDS	RPI 51-100	RPI 101-150	RPI 150+				
7- 15	0- 1	0- 1	OVERALL	0- 3	1- 1	6- 9				
6- 4	0- 0	0- 0	HOME	0- 0	1- 0	5- 4				
1- 11	0- 1	0- 1	AWAY	0- 3	0- 1	1- 5				
0- 0	0- 0	0- 0	NEUTRAL	0- 0	0- 0	0- 0				
3- 7	0- 1	0- 0	NON-CONFERENCE	0- 1	1- 1	2- 4				
2- 2	0- 0	0- 0	HOME	0- 0	1- 0	1- 2				
1- 5	0- 1	0- 0	AWAY	0- 1	0- 1	1- 2				
0- 0	0- 0	0- 0	NEUTRAL	0- 0	0- 0	0- 0				
4- 8	0- 0	0- 1	CONFERENCE	0- 2	0- 0	4- 5				
4- 2	0- 0	0- 0	HOME	0- 0	0- 0	4- 2				
0- 6	0- 0	0- 1	AWAY	0- 2	0- 0	0- 3				
0- 0	0- 0	0- 0	NEUTRAL	0- 0	0- 0	0- 0				

RPI 1-25				RPI 26-50				RPI 51-100				RPI 101+ Team's RPI: 266			
RPI	S	Opponent	Score	RPI	S	Opponent	Score	RPI	S	Opponent	Score	RPI	S	Opponent	Score
4	A	Oregon	36 82	48	A	Wyoming	60 80	54	A	New Mexico	57 78	102	A	Minnesota	50 67
								56	A	Boise St.	48 79	122	H	Northern Colo.	69 57
								80	A	Northeastern	41 54	167	A	Portland	60 79
												173	A	Denver	66 92
												201	A	UNLV	56 66
												201	H	UNLV	47 62
												203	A	San Diego St.	61 70
												203	H	San Diego St.	75 66
												206	H	Navy	47 54
												213	H	Utah St.	44 48
												215	H	George Mason	71 78
												238	H	Nevada	79 74
												258	A	Colorado St.	48 55
												258	H	Colorado St.	63 48
												291	A	Army West Point	71 60
												316	H	San Jose St.	88 77
												344	H	Fairleigh Dickinson	85 37
LAST 12 Division I GAMES:															
201	H	UNLV	47 62	238	H	Nevada	79 74								
48	A	Wyoming	60 80	201	A	UNLV	56 66								
258	A	Colorado St.	48 55	203	A	San Diego St.	61 70								
203	H	San Diego St.	75 66	258	H	Colorado St.	63 48								
316	H	San Jose St.	88 77	213	H	Utah St.	44 48								
56	A	Boise St.	48 79	54	A	New Mexico	57 78								

Non-Div I Games: Western St. 72 54

Air Force

■ Loss,
■ Non-Conf, S Site,
■ Home
■ Away
N Neutral

Average RPI Win:	248	WON-LOST	WINNING	LAST 10	STRENGTH OF	OPP. STRENGTH	TEAM	ADJ.	CONF.	ADJ CONF.
Average RPI Loss:	80	RECORD	PCT. RANK	GAMES	SCHEDULE	OF SCHEDULE	RPI	RPI	RPI	RPI
DIV. I ONLY	13- 8	109	1- 0	218	144	141	141	7	7	
DIV. I NON-CONF.	8- 2	52	0- 0	322	285	158	158	8	8	
TOTALS	RPI 1-25	RPI 26-50	W-L RECORDS	RPI 51-100	RPI 101-150	RPI 150+				
13- 8	0- 0	0- 4	OVERALL	1- 2	0- 1	12- 1				
7- 2	0- 0	0- 1	HOME	1- 0	0- 0	6- 1				
2- 6	0- 0	0- 3	AWAY	0- 2	0- 1	2- 0				
4- 0	0- 0	0- 0	NEUTRAL	0- 0	0- 0	4- 0				
8- 2	0- 0	0- 1	NON-CONFERENCE	0- 0	0- 1	8- 0				
3- 1	0- 0	0- 1	HOME	0- 0	0- 0	3- 0				
1- 1	0- 0	0- 0	AWAY	0- 0	0- 1	1- 0				
4- 0	0- 0	0- 0	NEUTRAL	0- 0	0- 0	4- 0				
5- 6	0- 0	0- 3	CONFERENCE	1- 2	0- 0	4- 1				
4- 1	0- 0	0- 0	HOME	1- 0	0- 0	3- 1				
1- 5	0- 0	0- 3	AWAY	0- 2	0- 0	1- 0				
0- 0	0- 0	0- 0	NEUTRAL	0- 0	0- 0	0- 0				

RPI S	Opponent	Score	RPI S	Opponent	Score	RPI S	Opponent	Score	RPI S	Opponent	Score	Team's RPI: 141
27	A Central Mich.	71 94	74	H Toledo	70 64	125	A Youngstown St.	61 72				
31	A Buffalo	72 91	81	A Kent St.	58 73	191	H Ball St.	91 61				
33	A Ohio	70 92	98	A Northern Ill.	59 70	196	H Eastern Mich.	60 72				
45	H Butler	47 63				210	H Bowling Green	74 71				
						220	A N.C. A&T	49 36				
						233	H St. Bonaventure	67 58				
						270	N UTEP	64 57				
						274	N Northern Ky.	77 60				
						277	A Western Mich.	72 59				
						277	H Western Mich.	69 62				
						278	H Canisius	62 53				
						288	N Jackson St.	74 57				
						299	N Oakland	85 65				
						330	H Eastern Ky.	63 54				
LAST 12 Division I GAMES:												
191	H Ball St.	91 61	98	A Northern Ill.	59 70							
277	H Western Mich.	69 62	196	H Eastern Mich.	60 72							
33	A Ohio	70 92	210	H Bowling Green	74 71							
81	A Kent St.	58 73	277	A Western Mich.	72 59							
74	H Toledo	70 64	27	A Central Mich.	71 94							
31	A Buffalo	72 91	270	N UTEP	64 57							

Non-Div I Games: Malone 63 44

Akron

■ Loss,
 ■ Non-Conf, S Site,
 ■ Home
 ■ Away
 N Neutral

Alabama

Through Games Of Feb. 14, 2019

Average RPI Win:	174	WON-LOST	WINNING	LAST 10	STRENGTH OF	OPP. STRENGTH	TEAM	ADJ.	CONF.	ADJ CONF.
Average RPI Loss:	74	RECORD	PCT. RANK	GAMES	SCHEDULE	OF SCHEDULE	RPI	RPI	RPI	RPI
DIV. I ONLY	11- 13	192	0- 1	49	71	133	133	5	5	
DIV. I NON-CONF.	8- 5	119	0- 1	111	154	120	120	4	4	

TOTALS	RPI 1-25	RPI 26-50	W-L RECORDS	RPI 51-100	RPI 101-150	RPI 150+				
11- 13	0- 5	1- 0	OVERALL	2- 4	2- 3	6- 1				
8- 5	0- 2	1- 0	HOME	1- 2	1- 1	5- 0				
2- 5	0- 2	0- 0	AWAY	0- 2	1- 0	1- 1				
1- 3	0- 1	0- 0	NEUTRAL	1- 0	0- 2	0- 0				
8- 5	0- 1	1- 0	NON-CONFERENCE	1- 1	1- 3	5- 0				
6- 1	0- 0	1- 0	HOME	0- 0	1- 1	4- 0				
1- 1	0- 0	0- 0	AWAY	0- 1	0- 0	1- 0				
1- 3	0- 1	0- 0	NEUTRAL	1- 0	0- 2	0- 0				
3- 8	0- 4	0- 0	CONFERENCE	1- 3	1- 0	1- 1				
2- 4	0- 2	0- 0	HOME	1- 2	0- 0	1- 0				
1- 4	0- 2	0- 0	AWAY	0- 1	1- 0	0- 1				
0- 0	0- 0	0- 0	NEUTRAL	0- 0	0- 0	0- 0				

RPI 1-25				RPI 26-50				RPI 51-100				RPI 101+ Team's RPI: 133			
RPI	S	Opponent	Score	RPI	S	Opponent	Score	RPI	S	Opponent	Score	RPI	S	Opponent	Score
9	H	Mississippi St.	49 65	46	H	Clemson	76 56	52	A	Utah	62 72	108	A	Georgia	58 53
14	A	South Carolina	59 62					53	H	Tennessee	86 65	112	H	South Alabama	67 72
19	A	Texas A&M	43 70					57	H	Auburn	56 66	129	H	Tulane	69 58
21	N	Miami (FL)	74 101					60	H	LSU	56 62	147	N	Tulsa	73 80
22	H	Kentucky	53 68					84	A	Arkansas	61 72	150	N	Louisiana Tech	62 79
								100	N	Virginia	64 52	206	H	Stetson	59 47
												212	A	Florida	55 57
												212	H	Florida	74 67
												222	A	SMU	62 61
												224	H	Grambling	73 55
												286	H	Southeastern La.	88 40
												329	H	Northwestern St.	87 73
LAST 12 Division I GAMES:															
150	N	Louisiana Tech	62 79	60	H	LSU	56 62								
22	H	Kentucky	53 68	53	H	Tennessee	86 65								
212	A	Florida	55 57	19	A	Texas A&M	43 70								
9	H	Mississippi St.	49 65	57	H	Auburn	56 66								
108	A	Georgia	58 53	14	A	South Carolina	59 62								
84	A	Arkansas	61 72	212	H	Florida	74 67								

Non-Div I Games:

Alabama

■ Loss,
■ Non-Conf,
■ S Site,
■ H Home
■ A Away
N Neutral

RPI 1-25				RPI 26-50				RPI 51-100				RPI 101+				Team's RPI: 302	
RPI	S	Opponent	Score	RPI	S	Opponent	Score	RPI	S	Opponent	Score	RPI	S	Opponent	Score		
												119	A	UAB	47	82	
												131	A	Kansas	54	65	
												184	A	Illinois	60	88	
												186	H	Southern U.	50	54	
												200	A	Prairie View	65	77	
												202	H	Jacksonville St.	48	55	
												211	A	Texas Southern	45	53	
												224	H	Grambling	51	63	
												248	N	Jacksonville	65	60	
												251	H	Alabama St.	46	60	
												261	A	Austin Peay	58	75	
												273	A	North Florida	63	62	
												283	A	Murray St.	59	53	
												286	H	Southeastern La.	51	48	
												288	H	Jackson St.	58	55	
												290	H	Tennessee St.	67	57	
												310	A	Mississippi Val.	80	60	
												310	H	Mississippi Val.	78	70	
												324	H	Lipscomb	58	62	
LAST 12 Division I GAMES:												347	A	Ark.-Pine Bluff	78	52	
347	H	Ark.-Pine Bluff	60 54	251	H	Alabama St.	46 60	347	H	Ark.-Pine Bluff	60 54	350	H	Alcorn	87	69	
310	H	Mississippi Val.	78 70	347	A	Ark.-Pine Bluff	78 52	310	A	Mississippi Val.	80 60						
211	A	Texas Southern	45 53	224	H	Grambling	51 63										
200	A	Prairie View	65 77	288	H	Jackson St.	58 55										
350	H	Alcorn	87 69	248	N	Jacksonville	65 60										
186	H	Southern U.	50 54														

Non-Div I Games:

Average RPI Win:	293	WON-LOST	WINNING	LAST 10	STRENGTH OF	OPP. STRENGTH	TEAM	ADJ.	CONF.	ADJ CONF.
Average RPI Loss:	137	RECORD	PCT. RANK	GAMES	SCHEDULE	OF SCHEDULE	RPI	RPI	RPI	RPI
DIV. I ONLY	8- 13	241	1- 0	221	296	251	251	29	29	
DIV. I NON-CONF.	0- 10	336	0- 0	15	163	239	239	28	28	
TOTALS	RPI 1-25	RPI 26-50	W-L RECORDS	RPI 51-100	RPI 101-150	RPI 150+				
8- 13	0- 2	0- 1	OVERALL	0- 2	0- 3	8- 5				
5- 4	0- 1	0- 0	HOME	0- 0	0- 1	5- 2				
3- 9	0- 1	0- 1	AWAY	0- 2	0- 2	3- 3				
0- 0	0- 0	0- 0	NEUTRAL	0- 0	0- 0	0- 0				
0- 10	0- 2	0- 1	NON-CONFERENCE	0- 2	0- 3	0- 2				
0- 3	0- 1	0- 0	HOME	0- 0	0- 1	0- 1				
0- 7	0- 1	0- 1	AWAY	0- 2	0- 2	0- 1				
0- 0	0- 0	0- 0	NEUTRAL	0- 0	0- 0	0- 0				
8- 3	0- 0	0- 0	CONFERENCE	0- 0	0- 0	8- 3				
5- 1	0- 0	0- 0	HOME	0- 0	0- 0	5- 1				
3- 2	0- 0	0- 0	AWAY	0- 0	0- 0	3- 2				
0- 0	0- 0	0- 0	NEUTRAL	0- 0	0- 0	0- 0				

RPI 1-25				RPI 26-50				RPI 51-100				RPI 101+ Team's RPI: 251			
RPI	S	Opponent	Score	RPI	S	Opponent	Score	RPI	S	Opponent	Score	RPI	S	Opponent	Score
14	H	South Carolina	38 94	43	A	Georgia Tech	42 69	57	A	Auburn	50 83	112	A	South Alabama	65 77
22	A	Kentucky	35 87					95	A	Troy	46 116	119	H	UAB	47 62
												139	A	North Ala.	42 68
												169	A	Xavier	58 87
												186	H	Southern U.	78 61
												200	A	Prairie View	59 71
												211	A	Texas Southern	58 51
												224	H	Grambling	72 80
												272	H	Samford	51 60
												288	H	Jackson St.	74 67
												302	A	Alabama A&M	60 46
												310	A	Mississippi Val.	62 64
												310	H	Mississippi Val.	73 67
												347	A	Ark.-Pine Bluff	58 56
												347	H	Ark.-Pine Bluff	73 52
												350	H	Alcorn	76 63
LAST 12 Division I GAMES:															
310	H	Mississippi Val.	73 67	302	A	Alabama A&M	60 46	310	A	Mississippi Val.	62 64				
347	H	Ark.-Pine Bluff	73 52	347	A	Ark.-Pine Bluff	58 56	288	H	Jackson St.	74 67				
200	A	Prairie View	59 71	224	H	Grambling	72 80	57	A	Auburn	50 83				
211	A	Texas Southern	58 51												
186	H	Southern U.	78 61												
350	H	Alcorn	76 63												

Non-Div I Games: Mobile 69 63

Alabama St.

■ Loss,
 ■ Non-Conf, S Site,
 ■ Home
 ■ Away
 N Neutral

Albany (NY)

Through Games Of Feb. 14, 2019

Average RPI Win: 277	WON-LOST	WINNING	LAST 10	STRENGTH OF	OPP. STRENGTH	TEAM	ADJ.	CONF.	ADJ CONF.
Average RPI Loss: 187	RECORD	PCT. RANK	GAMES	SCHEDULE	OF SCHEDULE	RPI	RPI	RPI	RPI
DIV. I ONLY	11- 13	192	1- 0	286	283	234	234	23	23
DIV. I NON-CONF.	3- 10	278	0- 0	261	299	299	299	25	25
TOTALS	RPI 1-25	RPI 26-50	W-L RECORDS	RPI 51-100	RPI 101-150	RPI 150+			
11- 13	0- 0	0- 1	OVERALL	0- 2	0- 3	11- 7			
6- 4	0- 0	0- 0	HOME	0- 0	0- 1	6- 3			
5- 9	0- 0	0- 1	AWAY	0- 2	0- 2	5- 4			
0- 0	0- 0	0- 0	NEUTRAL	0- 0	0- 0	0- 0			
3- 10	0- 0	0- 1	NON-CONFERENCE	0- 1	0- 2	3- 6			
1- 4	0- 0	0- 0	HOME	0- 0	0- 1	1- 3			
2- 6	0- 0	0- 1	AWAY	0- 1	0- 1	2- 3			
0- 0	0- 0	0- 0	NEUTRAL	0- 0	0- 0	0- 0			
8- 3	0- 0	0- 0	CONFERENCE	0- 1	0- 1	8- 1			
5- 0	0- 0	0- 0	HOME	0- 0	0- 0	5- 0			
3- 3	0- 0	0- 0	AWAY	0- 1	0- 1	3- 1			
0- 0	0- 0	0- 0	NEUTRAL	0- 0	0- 0	0- 0			

RPI S	Opponent	Score	RPI S	Opponent	Score	RPI S	Opponent	Score	RPI S	Opponent	Score	Team's RPI: 234
26	A Rutgers	39 65	66	A Purdue	41 53	107	A Hartford	35 82				
			73	A Maine	65 76	146	H Marist	56 74				
						148	A South Fla.	37 74				
						162	A Stony Brook	54 49				
						205	H Holy Cross	50 56				
						214	A Monmouth	56 64				
						255	A Binghamton	71 62				
						255	H Binghamton	61 56				
						260	A Columbia	62 58				
						262	A St. Francis Brooklyn	67 60				
						267	A Vermont	39 52				
						267	H Vermont	65 40				
						275	A Cornell	34 48				
						278	H Canisius	42 48				
						301	H Manhattan	60 54				
						304	H Central Conn. St.	53 60				
						311	H UMBC	64 44				
						320	H New Hampshire	59 41				
						321	A Lafayette	66 67				
						325	A UMass Lowell	56 53				
						325	H UMass Lowell	63 56				
LAST 12 Division I GAMES:												
325	A UMass Lowell	56 53	311	H UMBC	64 44							
267	H Vermont	65 40	325	H UMass Lowell	63 56							
255	A Binghamton	71 62	73	A Maine	65 76							
320	H New Hampshire	59 41	267	A Vermont	39 52							
107	A Hartford	35 82	255	H Binghamton	61 56							
162	A Stony Brook	54 49	260	A Columbia	62 58							

Non-Div I Games:

Albany (NY)

■ Loss,
 ■ Non-Conf, S Site,
 ■ Home
 ■ Away
 N Neutral

Average RPI Win: 261	WON-LOST	WINNING	LAST 10	STRENGTH OF	OPP. STRENGTH	TEAM	ADJ.	CONF.	ADJ CONF.
Average RPI Loss: 239	RECORD	PCT. RANK	GAMES	SCHEDULE	OF SCHEDULE	RPI	RPI	RPI	RPI
DIV. I ONLY	2- 18	339	0- 1	343	335	350	350	29	29
DIV. I NON-CONF.	0- 9	336	0- 1	287	320	349	349	28	28
TOTALS	RPI 1-25	RPI 26-50	W-L RECORDS	RPI 51-100	RPI 101-150	RPI 150+			
2- 18	0- 0	0- 1	OVERALL	0- 0	0- 1	2- 16			
2- 7	0- 0	0- 0	HOME	0- 0	0- 0	2- 7			
0- 10	0- 0	0- 1	AWAY	0- 0	0- 1	0- 8			
0- 1	0- 0	0- 0	NEUTRAL	0- 0	0- 0	0- 1			
0- 9	0- 0	0- 1	NON-CONFERENCE	0- 0	0- 1	0- 7			
0- 2	0- 0	0- 0	HOME	0- 0	0- 0	0- 2			
0- 6	0- 0	0- 1	AWAY	0- 0	0- 1	0- 4			
0- 1	0- 0	0- 0	NEUTRAL	0- 0	0- 0	0- 1			
2- 9	0- 0	0- 0	CONFERENCE	0- 0	0- 0	2- 9			
2- 5	0- 0	0- 0	HOME	0- 0	0- 0	2- 5			
0- 4	0- 0	0- 0	AWAY	0- 0	0- 0	0- 4			
0- 0	0- 0	0- 0	NEUTRAL	0- 0	0- 0	0- 0			

RPI 1-25			RPI 26-50			RPI 51-100			RPI 101+ Team's RPI: 350		
RPI	S	Opponent	Score	RPI	S	Opponent	Score	RPI	S	Opponent	Score
				37	A	TCU	31 88				
								119	A	UAB	53 80
								155	N	New Mexico St.	64 82
								186	H	Southern U.	54 75
								190	A	Southern Miss.	47 66
								200	H	Prairie View	61 82
								211	H	Texas Southern	53 52
								224	A	Grambling	56 61
								224	H	Grambling	63 79
								251	A	Alabama St.	63 76
								270	A	UTEP	51 77
								280	H	Central Ark.	46 57
								286	H	Southeastern La.	59 77
								288	A	Jackson St.	66 88
								288	H	Jackson St.	61 82
								302	A	Alabama A&M	69 87
								310	H	Mississippi Val.	73 63
								318	A	FIU	40 75
								329	A	Northwestern St.	65 78
								347	H	Ark.-Pine Bluff	57 59
LAST 12 Division I GAMES:											
155	N	New Mexico St.	64 82	347	H	Ark.-Pine Bluff	57 59				
224	H	Grambling	63 79	310	H	Mississippi Val.	73 63				
288	H	Jackson St.	61 82	224	A	Grambling	56 61				
186	H	Southern U.	54 75	288	A	Jackson St.	66 88				
302	A	Alabama A&M	69 87	200	H	Prairie View	61 82				
251	A	Alabama St.	63 76	211	H	Texas Southern	53 52				

Non-Div I Games: Lane 58 **70** Fisk 67 64 Rust 59 **78**

Alcorn

Loss, Non-Conf, S Site, H Home A Away N Neutral

Average RPI Win:	242	WON-LOST	WINNING	LAST 10	STRENGTH OF	OPP. STRENGTH	TEAM	ADJ.	CONF.	ADJ CONF.
Average RPI Loss:	87	RECORD	PCT. RANK	GAMES	SCHEDULE	OF SCHEDULE	RPI	RPI	RPI	RPI
DIV. I ONLY	15- 8	93	1- 0	154	188	99	99	18	18	
DIV. I NON-CONF.	4- 7	228	0- 0	78	101	175	175	22	22	
TOTALS	RPI 1-25	RPI 26-50	W-L RECORDS	RPI 51-100	RPI 101-150	RPI 150+				
15- 8	0- 1	0- 2	OVERALL	0- 2	2- 2	13- 1				
8- 1	0- 0	0- 1	HOME	0- 0	1- 0	7- 0				
7- 5	0- 0	0- 1	AWAY	0- 1	1- 2	6- 1				
0- 2	0- 1	0- 0	NEUTRAL	0- 1	0- 0	0- 0				
4- 7	0- 1	0- 1	NON-CONFERENCE	0- 2	1- 2	3- 1				
3- 1	0- 0	0- 1	HOME	0- 0	1- 0	2- 0				
1- 4	0- 0	0- 0	AWAY	0- 1	0- 2	1- 1				
0- 2	0- 1	0- 0	NEUTRAL	0- 1	0- 0	0- 0				
11- 1	0- 0	0- 1	CONFERENCE	0- 0	1- 0	10- 0				
5- 0	0- 0	0- 0	HOME	0- 0	0- 0	5- 0				
6- 1	0- 0	0- 1	AWAY	0- 0	1- 0	5- 0				
0- 0	0- 0	0- 0	NEUTRAL	0- 0	0- 0	0- 0				

RPI 1-25				RPI 26-50				RPI 51-100				Team's RPI: 99	RPI 101+			
RPI	S	Opponent	Score	RPI	S	Opponent	Score	RPI	S	Opponent	Score		RPI	S	Opponent	Score
5	N	Stanford	49 71	33	H	Ohio	67 77	72	N	FGCU	71 90		130	A	High Point	61 66
				41	A	Bucknell	56 71	100	A	Virginia	54 57		137	A	Boston U.	64 51
													138	A	Penn St.	59 80
													147	H	Tulsa	68 52
													152	A	Lehigh	61 53
													173	A	Denver	54 83
													205	H	Holy Cross	70 58
													206	A	Navy	58 45
													215	H	George Mason	86 71
													242	A	Hawaii	69 57
													256	A	Colgate	71 66
													256	H	Colgate	76 57
													291	A	Army West Point	75 62
													291	H	Army West Point	61 51
													303	A	Loyola Maryland	67 56
													303	H	Loyola Maryland	82 38
													311	H	UMBC	64 42
													321	H	Lafayette	60 45
LAST 12 Division I GAMES:																
				303	A	Loyola Maryland	67 56						152	A	Lehigh	61 53
				291	A	Army West Point	75 62						303	H	Loyola Maryland	82 38
				256	A	Colgate	71 66						291	H	Army West Point	61 51
				205	H	Holy Cross	70 58						206	A	Navy	58 45
				321	H	Lafayette	60 45						256	H	Colgate	76 57
				137	A	Boston U.	64 51						41	A	Bucknell	56 71

Non-Div I Games:

American

■ Loss,
■ Non-Conf,
■ S Site,
■ H Home
■ A Away
N Neutral

Average RPI Win:	215	WON-LOST	WINNING	LAST 10	STRENGTH OF	OPP. STRENGTH	TEAM	ADJ.	CONF.	ADJ CONF.
Average RPI Loss:	107	RECORD	PCT. RANK	GAMES	SCHEDULE	OF SCHEDULE	RPI	RPI	RPI	RPI
DIV. I ONLY	12- 10	144	0- 1	126	160	142	142	12	12	
DIV. I NON-CONF.	6- 5	143	0- 0	170	176	133	133	15	15	
TOTALS	RPI 1-25	RPI 26-50	W-L RECORDS	RPI 51-100	RPI 101-150	RPI 150+				
12- 10	0- 1	0- 3	OVERALL	0- 3	1- 1	11- 2				
9- 3	0- 0	0- 1	HOME	0- 2	1- 0	8- 0				
3- 7	0- 1	0- 2	AWAY	0- 1	0- 1	3- 2				
0- 0	0- 0	0- 0	NEUTRAL	0- 0	0- 0	0- 0				
6- 5	0- 1	0- 2	NON-CONFERENCE	0- 0	0- 1	6- 1				
5- 0	0- 0	0- 0	HOME	0- 0	0- 0	5- 0				
1- 5	0- 1	0- 2	AWAY	0- 0	0- 1	1- 1				
0- 0	0- 0	0- 0	NEUTRAL	0- 0	0- 0	0- 0				
6- 5	0- 0	0- 1	CONFERENCE	0- 3	1- 0	5- 1				
4- 3	0- 0	0- 1	HOME	0- 2	1- 0	3- 0				
2- 2	0- 0	0- 0	AWAY	0- 1	0- 0	2- 1				
0- 0	0- 0	0- 0	NEUTRAL	0- 0	0- 0	0- 0				

RPI 1-25				RPI 26-50				RPI 51-100				RPI 101+ Team's RPI: 142			
RPI	S	Opponent	Score	RPI	S	Opponent	Score	RPI	S	Opponent	Score	RPI	S	Opponent	Score
14	A	South Carolina	50 80	43	A	Georgia Tech	53 71	95	H	Troy	72 83	112	H	South Alabama	71 63
				46	A	Clemson	48 87	96	A	UT Arlington	94 99	119	A	UAB	61 80
				50	H	Little Rock	59 74	96	H	UT Arlington	65 72	154	A	Davidson	81 78
												177	A	Texas St.	62 49
												177	H	Texas St.	77 56
												183	H	Arkansas St.	75 67
												192	H	Coastal Caro.	67 53
												193	H	Elon	65 62
												217	H	Marshall	74 52
												253	A	Louisiana	55 73
												254	A	ETSU	64 95
												281	H	Wofford	94 70
												292	H	Col. of Charleston	80 66
												298	A	La.-Monroe	80 58
												308	H	UNC Greensboro	68 65
LAST 12 Division I GAMES:															
				96	H	UT Arlington	65 72	192	H	Coastal Caro.	67 53				
				177	H	Texas St.	77 56	177	A	Texas St.	62 49				
				298	A	La.-Monroe	80 58	96	A	UT Arlington	94 99				
				253	A	Louisiana	55 73	95	H	Troy	72 83				
				50	H	Little Rock	59 74	112	H	South Alabama	71 63				
				183	H	Arkansas St.	75 67	46	A	Clemson	48 87				

Non-Div I Games:

Appalachian St.

■ Loss,
■ Non-Conf, S Site,
■ Home
■ Away
N Neutral

Arizona

Through Games Of Feb. 14, 2019

Average RPI Win:	184	WON-LOST	WINNING	LAST 10	STRENGTH OF	OPP. STRENGTH	TEAM	ADJ.	CONF.	ADJ CONF.
Average RPI Loss:	47	RECORD	PCT. RANK	GAMES	SCHEDULE	OF SCHEDULE	RPI	RPI	RPI	RPI
DIV. I ONLY	15- 8	93	0- 1	111	46	79	79	2	2	
DIV. I NON-CONF.	10- 1	17	0- 0	324	235	124	124	2	2	
TOTALS	RPI 1-25	RPI 26-50	W-L RECORDS	RPI 51-100	RPI 101-150	RPI 150+				
15- 8	1- 3	1- 2	OVERALL	2- 1	2- 2	9- 0				
9- 3	1- 1	1- 1	HOME	2- 0	0- 1	5- 0				
4- 5	0- 2	0- 1	AWAY	0- 1	2- 1	2- 0				
2- 0	0- 0	0- 0	NEUTRAL	0- 0	0- 0	2- 0				
10- 1	0- 0	0- 0	NON-CONFERENCE	1- 0	0- 1	9- 0				
6- 1	0- 0	0- 0	HOME	1- 0	0- 1	5- 0				
2- 0	0- 0	0- 0	AWAY	0- 0	0- 0	2- 0				
2- 0	0- 0	0- 0	NEUTRAL	0- 0	0- 0	2- 0				
5- 7	1- 3	1- 2	CONFERENCE	1- 1	2- 1	0- 0				
3- 2	1- 1	1- 1	HOME	1- 0	0- 0	0- 0				
2- 5	0- 2	0- 1	AWAY	0- 1	2- 1	0- 0				
0- 0	0- 0	0- 0	NEUTRAL	0- 0	0- 0	0- 0				

RPI	S	Opponent	Score	RPI	S	Opponent	Score	RPI	S	Opponent	Score	RPI	S	Opponent	Score
4	A	Oregon	60 93	30	A	Oregon St.	64 86	52	A	Utah	64 80	104	H	Loyola Marymount	64 66
5	H	Stanford	48 78	34	H	California	60 55	55	H	Southern California	71 68	124	A	Washington St.	88 90
16	A	Arizona St.	47 60	40	H	UCLA	93 98	93	H	Idaho St.	71 46	140	A	Colorado	69 67
16	H	Arizona St.	51 39									143	A	Washington	69 59
												167	N	Portland	92 70
												170	H	Montana	100 51
												203	A	San Diego St.	69 60
												236	H	Northern Ariz.	71 47
												263	A	Long Beach St.	70 43
												270	H	UTEP	62 40
												306	H	South Carolina St.	73 32
												317	H	Incarinate Word	84 42
												342	N	Seattle U	84 54
LAST 12 Division I GAMES:															
124	A	Washington St.	88 90	30	A	Oregon St.	64 86								
143	A	Washington	69 59	5	H	Stanford	48 78								
16	A	Arizona St.	47 60	34	H	California	60 55								
40	H	UCLA	93 98	52	A	Utah	64 80								
55	H	Southern California	71 68	140	A	Colorado	69 67								
4	A	Oregon	60 93	16	H	Arizona St.	51 39								

Non-Div I Games:

Arizona

Loss, Non-Conf, S Site, H Home A Away N Neutral

Average RPI Win:	124	WON-LOST	WINNING	LAST 10	STRENGTH OF	OPP. STRENGTH	TEAM	ADJ.	CONF.	ADJ CONF.
Average RPI Loss:	22	RECORD	PCT. RANK	GAMES	SCHEDULE	OF SCHEDULE	RPI	RPI	RPI	RPI
DIV. I ONLY	16- 6	59	1- 0	10	15	16	16	2	2	
DIV. I NON-CONF.	9- 2	43	1- 0	54	15	24	24	2	2	
TOTALS	RPI 1-25	RPI 26-50	W-L RECORDS	RPI 51-100	RPI 101-150	RPI 150+				
16- 6	0- 4	2- 1	OVERALL	5- 1	5- 0	4- 0				
8- 3	0- 2	1- 1	HOME	2- 0	3- 0	2- 0				
6- 2	0- 1	1- 0	AWAY	2- 1	2- 0	1- 0				
2- 1	0- 1	0- 0	NEUTRAL	1- 0	0- 0	1- 0				
9- 2	0- 2	0- 0	NON-CONFERENCE	2- 0	3- 0	4- 0				
5- 1	0- 1	0- 0	HOME	0- 0	3- 0	2- 0				
2- 0	0- 0	0- 0	AWAY	1- 0	0- 0	1- 0				
2- 1	0- 1	0- 0	NEUTRAL	1- 0	0- 0	1- 0				
7- 4	0- 2	2- 1	CONFERENCE	3- 1	2- 0	0- 0				
3- 2	0- 1	1- 1	HOME	2- 0	0- 0	0- 0				
4- 2	0- 1	1- 0	AWAY	1- 1	2- 0	0- 0				
0- 0	0- 0	0- 0	NEUTRAL	0- 0	0- 0	0- 0				

RPI 1-25				Team's RPI: 16		RPI 26-50				RPI 51-100				RPI 101+			
RPI	S	Opponent	Score	RPI	S	Opponent	Score	RPI	S	Opponent	Score	RPI	S	Opponent	Score		
2	H	Baylor	59 65	30	A	Oregon St.	79 76	52	A	Utah	65 63	110	H	Fresno St.	68 52		
3	N	Louisville	56 58	34	H	California	62 61	55	H	Southern California	68 59	124	A	Washington St.	61 46		
4	A	Oregon	71 77	40	H	UCLA	59 61	58	N	Kansas St.	65 51	140	A	Colorado	76 70		
5	H	Stanford	65 72					79	A	Arizona	39 51	147	H	Tulsa	70 52		
								79	H	Arizona	60 47	150	H	Louisiana Tech	80 44		
								84	A	Arkansas	88 85	165	N	Southern Ill.	82 38		
												186	H	Southern U.	69 47		
												258	A	Colorado St.	70 39		
												317	H	Incarnate Word	81 43		
LAST 12 Division I GAMES:																	
147	H	Tulsa	70 52	4	A	Oregon	71 77										
124	A	Washington St.	61 46	34	H	California	62 61										
79	H	Arizona	60 47	5	H	Stanford	65 72										
55	H	Southern California	68 59	140	A	Colorado	76 70										
40	H	UCLA	59 61	52	A	Utah	65 63										
30	A	Oregon St.	79 76	79	A	Arizona	39 51										

Non-Div I Games:

Arizona St.

Average RPI Win:	350	WON-LOST	WINNING	LAST 10	STRENGTH OF	OPP. STRENGTH	TEAM	ADJ.	CONF.	ADJ CONF.
Average RPI Loss:	223	RECORD	PCT. RANK	GAMES	SCHEDULE	OF SCHEDULE	RPI	RPI	RPI	RPI
DIV. I ONLY	1- 13	347	0- 1	318	343	347	347	29	29	
DIV. I NON-CONF.	0- 3	336	0- 0	17	201	254	254	28	28	
TOTALS	RPI 1-25	RPI 26-50	W-L RECORDS	RPI 51-100	RPI 101-150	RPI 150+				
1- 13	0- 0	0- 1	OVERALL	0- 0	0- 1	1- 11				
0- 5	0- 0	0- 0	HOME	0- 0	0- 0	0- 5				
1- 8	0- 0	0- 1	AWAY	0- 0	0- 1	1- 6				
0- 0	0- 0	0- 0	NEUTRAL	0- 0	0- 0	0- 0				
0- 3	0- 0	0- 1	NON-CONFERENCE	0- 0	0- 1	0- 1				
0- 0	0- 0	0- 0	HOME	0- 0	0- 0	0- 0				
0- 3	0- 0	0- 1	AWAY	0- 0	0- 1	0- 1				
0- 0	0- 0	0- 0	NEUTRAL	0- 0	0- 0	0- 0				
1- 10	0- 0	0- 0	CONFERENCE	0- 0	0- 0	1- 10				
0- 5	0- 0	0- 0	HOME	0- 0	0- 0	0- 5				
1- 5	0- 0	0- 0	AWAY	0- 0	0- 0	1- 5				
0- 0	0- 0	0- 0	NEUTRAL	0- 0	0- 0	0- 0				

RPI 1-25			RPI 26-50			RPI 51-100			RPI 101+			Team's RPI: 347
RPI	S	Opponent	Score	RPI	S	Opponent	Score	RPI	S	Opponent	Score	
				30	A	Oregon St.	33 89					
								102	A	Minnesota	42 84	
								186	A	Southern U.	41 73	
								200	H	Prairie View	41 80	
								211	H	Texas Southern	58 59	
								224	A	Grambling	57 77	
								244	A	Wichita St.	39 76	
								251	A	Alabama St.	52 73	
								251	H	Alabama St.	56 58	
								288	A	Jackson St.	41 60	
								302	A	Alabama A&M	54 60	
								302	H	Alabama A&M	52 78	
								310	H	Mississippi Val.	56 62	
								350	A	Alcorn	59 57	
LAST 12 Division I GAMES:												
302	A	Alabama A&M	54 60	350	A	Alcorn	59 57					
251	A	Alabama St.	52 73	186	A	Southern U.	41 73					
288	A	Jackson St.	41 60	302	H	Alabama A&M	52 78					
224	A	Grambling	57 77	251	H	Alabama St.	56 58					
200	H	Prairie View	41 80	310	H	Mississippi Val.	56 62					
211	H	Texas Southern	58 59	102	A	Minnesota	42 84					

Non-Div I Games: LeMoyne-Owen 52 43 Paul Quinn 68 52 Philander Smith 48 53 Tougaloo 68 60 Ark.-Pine Bluff

Arkansas

Through Games Of Feb. 14, 2019

Average RPI Win:	179	WON-LOST	WINNING	LAST 10	STRENGTH OF	OPP. STRENGTH	TEAM	ADJ.	CONF.	ADJ CONF.
Average RPI Loss:	47	RECORD	PCT. RANK	GAMES	SCHEDULE	OF SCHEDULE	RPI	RPI	RPI	RPI
DIV. I ONLY	16- 9	99	0- 1	87	55	84	84	5	5	
DIV. I NON-CONF.	11- 3	56	0- 0	142	108	59	59	4	4	
TOTALS	RPI 1-25	RPI 26-50	W-L RECORDS	RPI 51-100	RPI 101-150	RPI 150+				
16- 9	0- 5	0- 0	OVERALL	3- 2	3- 2	10- 0				
8- 5	0- 3	0- 0	HOME	1- 1	2- 1	5- 0				
6- 3	0- 2	0- 0	AWAY	2- 1	1- 0	3- 0				
2- 1	0- 0	0- 0	NEUTRAL	0- 0	0- 1	2- 0				
11- 3	0- 2	0- 0	NON-CONFERENCE	2- 0	2- 1	7- 0				
6- 1	0- 1	0- 0	HOME	1- 0	1- 0	4- 0				
3- 1	0- 1	0- 0	AWAY	1- 0	1- 0	1- 0				
2- 1	0- 0	0- 0	NEUTRAL	0- 0	0- 1	2- 0				
5- 6	0- 3	0- 0	CONFERENCE	1- 2	1- 1	3- 0				
2- 4	0- 2	0- 0	HOME	0- 1	1- 1	1- 0				
3- 2	0- 1	0- 0	AWAY	1- 1	0- 0	2- 0				
0- 0	0- 0	0- 0	NEUTRAL	0- 0	0- 0	0- 0				

RPI 1-25				RPI 26-50				RPI 51-100 Team's RPI: 84				RPI 101+			
RPI	S	Opponent	Score	RPI	S	Opponent	Score	RPI	S	Opponent	Score	RPI	S	Opponent	Score
9	H	Mississippi St.	69 93					53	A	Tennessee	80 79	108	H	Georgia	72 80
11	A	Iowa St.	82 91					57	H	Auburn	72 75	121	N	Pittsburgh	54 61
14	H	South Carolina	79 87					60	A	LSU	34 71	128	H	Tennessee Tech	65 42
16	H	Arizona St.	85 88					94	H	Nebraska	84 80	133	H	Alabama	72 61
23	A	Missouri	53 71					96	A	UT Arlington	66 65	147	A	Tulsa	61 59
												156	A	Abilene Christian	80 68
												172	H	Oral Roberts	74 61
												175	N	Wisconsin	69 68
												187	H	Vanderbilt	83 62
												198	A	Ole Miss	85 55
												200	H	Prairie View	71 44
												212	A	Florida	83 73
												288	H	Jackson St.	76 57
												290	N	Tennessee St.	79 55
												329	H	Northwestern St.	98 53
LAST 12 Division I GAMES:															
57	H	Auburn	72 75	53	A	Tennessee	80 79								
60	A	LSU	34 71	187	H	Vanderbilt	83 62								
14	H	South Carolina	79 87	23	A	Missouri	53 71								
108	H	Georgia	72 80	198	A	Ole Miss	85 55								
212	A	Florida	83 73	9	H	Mississippi St.	69 93								
133	H	Alabama	72 61	288	H	Jackson St.	76 57								

Non-Div I Games:

Arkansas

■ Loss,
 ■ Non-Conf, S Site,
 ■ Home
 ■ Away
 N Neutral

Average RPI Win:	224	WON-LOST	WINNING	LAST 10	STRENGTH OF	OPP. STRENGTH	TEAM	ADJ.	CONF.	ADJ CONF.
Average RPI Loss:	109	RECORD	PCT. RANK	GAMES	SCHEDULE	OF SCHEDULE	RPI	RPI	RPI	RPI
DIV. I ONLY	9- 14	236	0- 1	89	152	183	183	12	12	
DIV. I NON-CONF.	5- 6	177	0- 0	138	130	165	165	15	15	
TOTALS	RPI 1-25	RPI 26-50	W-L RECORDS	RPI 51-100	RPI 101-150	RPI 150+				
9- 14	0- 2	0- 1	OVERALL	0- 4	3- 4	6- 3				
7- 4	0- 0	0- 0	HOME	0- 2	2- 1	5- 1				
2- 10	0- 2	0- 1	AWAY	0- 2	1- 3	1- 2				
0- 0	0- 0	0- 0	NEUTRAL	0- 0	0- 0	0- 0				
5- 6	0- 2	0- 0	NON-CONFERENCE	0- 1	1- 3	4- 0				
4- 1	0- 0	0- 0	HOME	0- 0	1- 1	3- 0				
1- 5	0- 2	0- 0	AWAY	0- 1	0- 2	1- 0				
0- 0	0- 0	0- 0	NEUTRAL	0- 0	0- 0	0- 0				
4- 8	0- 0	0- 1	CONFERENCE	0- 3	2- 1	2- 3				
3- 3	0- 0	0- 0	HOME	0- 2	1- 0	2- 1				
1- 5	0- 0	0- 1	AWAY	0- 1	1- 1	0- 2				
0- 0	0- 0	0- 0	NEUTRAL	0- 0	0- 0	0- 0				

RPI 1-25				RPI 26-50				RPI 51-100				RPI 101+ Team's RPI: 183			
RPI	S	Opponent	Score	RPI	S	Opponent	Score	RPI	S	Opponent	Score	RPI	S	Opponent	Score
19	A	Texas A&M	56 97	50	A	Little Rock	55 68	69	A	Belmont	55 74	111	A	Oklahoma St.	60 62
23	A	Missouri	50 70					95	A	Troy	79 87	112	A	South Alabama	77 64
								95	H	Troy	89 100	112	H	South Alabama	69 58
								96	H	UT Arlington	73 100	132	A	UT Martin	91 97
												142	A	Appalachian St.	67 75
												147	H	Tulsa	73 60
												150	H	Louisiana Tech	70 80
												177	A	Texas St.	54 68
												177	H	Texas St.	62 85
												192	A	Coastal Caro.	72 88
												231	H	Memphis	77 66
												253	H	Louisiana	87 75
												270	A	UTEP	67 66
												283	H	Murray St.	74 63
												298	H	La.-Monroe	64 54
												310	H	Mississippi Val.	60 57
LAST 12 Division I GAMES:															
177	A	Texas St.	54 68	177	H	Texas St.	62 85								
95	H	Troy	89 100	96	H	UT Arlington	73 100								
112	H	South Alabama	69 58	95	A	Troy	79 87								
50	A	Little Rock	55 68	112	A	South Alabama	77 64								
192	A	Coastal Caro.	72 88	298	H	La.-Monroe	64 54								
142	A	Appalachian St.	67 75	253	H	Louisiana	87 75								

Non-Div I Games:

Arkansas St.

■ Loss,
■ Non-Conf,
■ S Site,
■ H Home
■ A Away
N Neutral

Army West Point

Through Games Of Feb. 14, 2019

Average RPI Win:	302	WON-LOST	WINNING	LAST 10	STRENGTH OF	OPP. STRENGTH	TEAM	ADJ.	CONF.	ADJ CONF.
Average RPI Loss:	164	RECORD	PCT. RANK	GAMES	SCHEDULE	OF SCHEDULE	RPI	RPI	RPI	RPI
DIV. I ONLY	8- 14	248	1- 0	297	265	291	291	18	18	
DIV. I NON-CONF.	4- 6	212	0- 0	312	322	293	293	22	22	
TOTALS	RPI 1-25	RPI 26-50	W-L RECORDS	RPI 51-100	RPI 101-150	RPI 150+				
8- 14	0- 0	0- 2	OVERALL	0- 3	0- 2	8- 7				
5- 7	0- 0	0- 1	HOME	0- 2	0- 1	5- 3				
3- 7	0- 0	0- 1	AWAY	0- 1	0- 1	3- 4				
0- 0	0- 0	0- 0	NEUTRAL	0- 0	0- 0	0- 0				
4- 6	0- 0	0- 1	NON-CONFERENCE	0- 1	0- 1	4- 3				
2- 3	0- 0	0- 0	HOME	0- 1	0- 1	2- 1				
2- 3	0- 0	0- 1	AWAY	0- 0	0- 0	2- 2				
0- 0	0- 0	0- 0	NEUTRAL	0- 0	0- 0	0- 0				
4- 8	0- 0	0- 1	CONFERENCE	0- 2	0- 1	4- 4				
3- 4	0- 0	0- 1	HOME	0- 1	0- 0	3- 2				
1- 4	0- 0	0- 0	AWAY	0- 1	0- 1	1- 2				
0- 0	0- 0	0- 0	NEUTRAL	0- 0	0- 0	0- 0				

RPI S	Opponent	Score	RPI S	Opponent	Score	RPI S	Opponent	Score	RPI S	Opponent	Score	Team's RPI: 291
37	A TCU	38 63	41	H Bucknell	52 66	75	H Yale	51 62	109	H St. John's (NY)	49 60	
						99	A American	51 61	137	A Boston U.	51 63	
						99	H American	62 75	152	H Lehigh	50 73	
									205	A Holy Cross	39 58	
									206	H Navy	55 52	
									255	A Binghamton	47 60	
									256	H Colgate	58 70	
									260	A Columbia	49 70	
									262	H St. Francis Brooklyn	69 57	
									266	H Air Force	60 71	
									303	A Loyola Maryland	51 70	
									303	H Loyola Maryland	69 57	
									309	A Wagner	61 46	
									321	A Lafayette	64 40	
									321	H Lafayette	65 50	
									344	H Fairleigh Dickinson	62 40	
									351	A LIU Brooklyn	57 42	
LAST 12 Division I GAMES:												
321	A Lafayette	64 40	206	H Navy	55 52							
99	H American	62 75	321	H Lafayette	65 50							
303	A Loyola Maryland	51 70	99	A American	51 61							
256	H Colgate	58 70	41	H Bucknell	52 66							
152	H Lehigh	50 73	303	H Loyola Maryland	69 57							
205	A Holy Cross	39 58	137	A Boston U.	51 63							

Non-Div I Games: Connecticut Col. 74 48

Army West Point

Loss, Non-Conf, S Site, H Home A Away N Neutral

Average RPI Win:	175	WON-LOST	WINNING	LAST 10	STRENGTH OF	OPP. STRENGTH	TEAM	ADJ.	CONF.	ADJ CONF.
Average RPI Loss:	27	RECORD	PCT. RANK	GAMES	SCHEDULE	OF SCHEDULE	RPI	RPI	RPI	RPI
DIV. I ONLY	17- 7	69	1- 0	91	42	57	57	5	5	
DIV. I NON-CONF.	11- 1	13	1- 0	201	76	30	30	4	4	
TOTALS	RPI 1-25	RPI 26-50	W-L RECORDS	RPI 51-100	RPI 101-150	RPI 150+				
17- 7	0- 5	1- 0	OVERALL	2- 2	2- 0	12- 0				
7- 4	0- 3	0- 0	HOME	0- 1	1- 0	6- 0				
8- 3	0- 2	0- 0	AWAY	2- 1	1- 0	5- 0				
2- 0	0- 0	1- 0	NEUTRAL	0- 0	0- 0	1- 0				
11- 1	0- 1	1- 0	NON-CONFERENCE	1- 0	0- 0	9- 0				
6- 0	0- 0	0- 0	HOME	0- 0	0- 0	6- 0				
3- 1	0- 1	0- 0	AWAY	1- 0	0- 0	2- 0				
2- 0	0- 0	1- 0	NEUTRAL	0- 0	0- 0	1- 0				
6- 6	0- 4	0- 0	CONFERENCE	1- 2	2- 0	3- 0				
1- 4	0- 3	0- 0	HOME	0- 1	1- 0	0- 0				
5- 2	0- 1	0- 0	AWAY	1- 1	1- 0	3- 0				
0- 0	0- 0	0- 0	NEUTRAL	0- 0	0- 0	0- 0				

RPI 1-25				RPI 26-50				RPI 51-100				Team's RPI: 57	RPI 101+			
RPI	S	Opponent	Score	RPI	S	Opponent	Score	RPI	S	Opponent	Score		RPI	S	Opponent	Score
9	H	Mississippi St.	59 85	29	N	North Carolina	86 81	53	A	Tennessee	62 73		108	H	Georgia	59 58
11	A	Iowa St.	64 67					53	H	Tennessee	69 78		133	A	Alabama	66 56
19	H	Texas A&M	67 69					54	A	New Mexico	79 76		158	H	Oklahoma	95 79
22	H	Kentucky	68 78					84	A	Arkansas	75 72		181	H	Nicholls St.	80 59
23	A	Missouri	65 74										187	A	Vanderbilt	72 70
													192	N	Coastal Caro.	84 78
													193	A	Elon	96 44
													198	A	Ole Miss	64 51
													212	A	Florida	64 56
													224	H	Grambling	97 48
													245	A	Saint Joseph's	81 70
													251	H	Alabama St.	83 50
													253	H	Louisiana	71 59
													272	H	Samford	73 46
LAST 12 Division I GAMES:																
54	A	New Mexico	79 76	198	A	Ole Miss	64 51									
11	A	Iowa St.	64 67	23	A	Missouri	65 74									
53	A	Tennessee	62 73	19	H	Texas A&M	67 69									
84	A	Arkansas	75 72	187	A	Vanderbilt	72 70									
22	H	Kentucky	68 78	9	H	Mississippi St.	59 85									
108	H	Georgia	59 58	133	A	Alabama	66 56									

Non-Div I Games: Xavier (LA) 77 58

Auburn

■ Loss,
 ■ Non-Conf, S Site,
 ■ Home
 ■ Away
 N Neutral

Average RPI Win:	244	WON-LOST	WINNING	LAST 10	STRENGTH OF	OPP. STRENGTH	TEAM	ADJ.	CONF.	ADJ CONF.
Average RPI Loss:	206	RECORD	PCT. RANK	GAMES	SCHEDULE	OF SCHEDULE	RPI	RPI	RPI	RPI
DIV. I ONLY	10- 12	198	0- 0	314	272	261	261	22	22	
DIV. I NON-CONF.	3- 6	241	0- 0	347	282	344	344	21	21	
TOTALS	RPI 1-25	RPI 26-50	W-L RECORDS	RPI 51-100	RPI 101-150	RPI 150+				
10- 12	0- 0	0- 0	OVERALL	0- 2	3- 1	7- 9				
7- 3	0- 0	0- 0	HOME	0- 1	1- 0	6- 2				
3- 9	0- 0	0- 0	AWAY	0- 1	2- 1	1- 7				
0- 0	0- 0	0- 0	NEUTRAL	0- 0	0- 0	0- 0				
3- 6	0- 0	0- 0	NON-CONFERENCE	0- 1	0- 0	3- 5				
3- 1	0- 0	0- 0	HOME	0- 0	0- 0	3- 1				
0- 5	0- 0	0- 0	AWAY	0- 1	0- 0	0- 4				
0- 0	0- 0	0- 0	NEUTRAL	0- 0	0- 0	0- 0				
7- 6	0- 0	0- 0	CONFERENCE	0- 1	3- 1	4- 4				
4- 2	0- 0	0- 0	HOME	0- 1	1- 0	3- 1				
3- 4	0- 0	0- 0	AWAY	0- 0	2- 1	1- 3				
0- 0	0- 0	0- 0	NEUTRAL	0- 0	0- 0	0- 0				

RPI 1-25			RPI 26-50			RPI 51-100			RPI 101+			Team's RPI: 261
RPI	S	Opponent	Score	RPI	S	Opponent	Score	RPI	S	Opponent	Score	
						69	H Belmont	62	80	128	A Tennessee Tech	72 65
						78	A Cincinnati	48	69	132	A UT Martin	65 74
										135	A Morehead St.	84 75
										135	H Morehead St.	81 80
										187	A Vanderbilt	70 99
										189	A Illinois St.	49 61
										202	A Jacksonville St.	56 67
										219	A Western Ill.	72 77
										221	A Southeast Mo. St.	54 64
										250	A SIUE	68 69
										250	H SIUE	77 65
										274	H Northern Ky.	52 48
										276	A Eastern Ill.	73 60
										276	H Eastern Ill.	57 67
										290	H Tennessee St.	74 47
										302	H Alabama A&M	75 58
										310	H Mississippi Val.	89 95
										324	H Lipscomb	70 58
										330	H Eastern Ky.	100 65
										334	A Evansville	52 56
LAST 12 Division I GAMES:												
135	A	Morehead St.	84 75	290	H	Tennessee St.	74 47					
276	H	Eastern Ill.	57 67	276	A	Eastern Ill.	73 60					
250	H	SIUE	77 65	250	A	SIUE	68 69					
202	A	Jacksonville St.	56 67	132	A	UT Martin	65 74					
128	A	Tennessee Tech	72 65	221	A	Southeast Mo. St.	54 64					
69	H	Belmont	62 80	135	H	Morehead St.	81 80					

Non-Div I Games: Christian Bros. 100 62 Trevecca Nazarene 90 78

Austin Peay

■ Loss,
 ■ Non-Conf, S Site,
 ■ Home
 ■ Away
 N Neutral

BYU										
Average RPI Win:	157	WON-LOST	WINNING	LAST 10	STRENGTH OF	OPP. STRENGTH	TEAM	ADJ.	CONF.	ADJ CONF.
Average RPI Loss:	108	RECORD	PCT. RANK	GAMES	SCHEDULE	OF SCHEDULE	RPI	RPI	RPI	RPI
DIV. I ONLY	19- 6	41	1- 0	80	99	38	38	8	8	
DIV. I NON-CONF.	8- 3	72	0- 0	164	159	78	78	7	7	

TOTALS	RPI 1-25	RPI 26-50	W-L RECORDS	RPI 51-100	RPI 101-150	RPI 150+				
19- 6	1- 0	2- 2	OVERALL	2- 1	3- 2	11- 1				
9- 2	1- 0	0- 2	HOME	1- 0	3- 0	4- 0				
8- 4	0- 0	1- 0	AWAY	1- 1	0- 2	6- 1				
2- 0	0- 0	1- 0	NEUTRAL	0- 0	0- 0	1- 0				
8- 3	0- 0	1- 1	NON-CONFERENCE	0- 1	1- 0	6- 1				
4- 1	0- 0	0- 1	HOME	0- 0	1- 0	3- 0				
2- 2	0- 0	0- 0	AWAY	0- 1	0- 0	2- 1				
2- 0	0- 0	1- 0	NEUTRAL	0- 0	0- 0	1- 0				
11- 3	1- 0	1- 1	CONFERENCE	2- 0	2- 2	5- 0				
5- 1	1- 0	0- 1	HOME	1- 0	2- 0	1- 0				
6- 2	0- 0	1- 0	AWAY	1- 0	0- 2	4- 0				
0- 0	0- 0	0- 0	NEUTRAL	0- 0	0- 0	0- 0				

RPI 1-25				RPI 26-50				RPI 51-100				RPI 101+			
RPI	S	Opponent	Score	RPI	S	Opponent	Score	RPI	S	Opponent	Score	RPI	S	Opponent	Score
13	H	Gonzaga	70 68	34	H	California	52 70	52	A	Utah	67 78	104	A	Loyola Marymount	58 61
				37	N	TCU	61 58	88	A	Pacific	77 74	104	H	Loyola Marymount	55 44
				47	A	Saint Mary's (CA)	74 73	88	H	Pacific	75 49	122	H	Northern Colo.	70 50
				47	H	Saint Mary's (CA)	75 78					126	A	Pepperdine	65 79
												126	H	Pepperdine	83 58
												163	H	UC Riverside	72 70
												167	A	Portland	70 69
												167	H	Portland	79 71
												180	H	Eastern Wash.	80 65
												185	A	Santa Clara	54 44
												213	A	Utah St.	62 57
												241	A	San Diego	65 56
												247	A	San Francisco	67 59
												258	H	Colorado St.	51 42
												259	N	California Baptist	76 69
												282	A	Southern Utah	64 67
												285	A	Utah Valley	77 51
LAST 12 Division I GAMES:															
167	A	Portland	70 69	167	H	Portland	79 71								
88	H	Pacific	75 49	13	H	Gonzaga	70 68								
47	H	Saint Mary's (CA)	75 78	47	A	Saint Mary's (CA)	74 73								
126	A	Pepperdine	65 79	88	A	Pacific	77 74								
104	A	Loyola Marymount	58 61	104	H	Loyola Marymount	55 44								
241	A	San Diego	65 56	126	H	Pepperdine	83 58								

Non-Div I Games:

BYU

Average RPI Win:	176	WON-LOST	WINNING	LAST 10	STRENGTH OF	OPP. STRENGTH	TEAM	ADJ.	CONF.	ADJ CONF.
Average RPI Loss:	88	RECORD	PCT. RANK	GAMES	SCHEDULE	OF SCHEDULE	RPI	RPI	RPI	RPI
DIV. I ONLY	6- 16	289	0- 1	44	83	191	191	7	7	
DIV. I NON-CONF.	4- 7	228	0- 0	123	37	205	205	8	8	
TOTALS	RPI 1-25	RPI 26-50	W-L RECORDS	RPI 51-100	RPI 101-150	RPI 150+				
6- 16	0- 0	0- 5	OVERALL	2- 7	1- 2	3- 2				
5- 5	0- 0	0- 1	HOME	2- 2	0- 0	3- 2				
1- 8	0- 0	0- 4	AWAY	0- 3	1- 1	0- 0				
0- 3	0- 0	0- 0	NEUTRAL	0- 2	0- 1	0- 0				
4- 7	0- 0	0- 1	NON-CONFERENCE	1- 4	1- 1	2- 1				
3- 2	0- 0	0- 0	HOME	1- 1	0- 0	2- 1				
1- 2	0- 0	0- 1	AWAY	0- 1	1- 0	0- 0				
0- 3	0- 0	0- 0	NEUTRAL	0- 2	0- 1	0- 0				
2- 9	0- 0	0- 4	CONFERENCE	1- 3	0- 1	1- 1				
2- 3	0- 0	0- 1	HOME	1- 1	0- 0	1- 1				
0- 6	0- 0	0- 3	AWAY	0- 2	0- 1	0- 0				
0- 0	0- 0	0- 0	NEUTRAL	0- 0	0- 0	0- 0				

RPI 1-25				RPI 26-50				RPI 51-100				RPI 101+				Team's RPI: 191	
RPI	S	Opponent	Score	RPI	S	Opponent	Score	RPI	S	Opponent	Score	RPI	S	Opponent	Score		
				27	A	Central Mich.	63 81	59	A	Miami (OH)	57 60	120	N	Fordham	70 78		
				31	A	Buffalo	65 77	62	A	Missouri St.	54 74	127	A	Western Ky.	86 83		
				33	A	Ohio	62 94	64	N	Quinnipiac	66 69	141	A	Akron	61 91		
				33	H	Ohio	75 90	66	H	Purdue	38 80	187	H	Vanderbilt	43 60		
				45	A	Butler	47 64	74	A	Toledo	58 65	210	H	Bowling Green	77 70		
								78	H	Cincinnati	75 63	268	H	Cleveland St.	67 62		
								81	H	Kent St.	48 44	277	H	Western Mich.	62 65		
								85	N	Duke	62 79	290	H	Tennessee St.	90 51		
								98	H	Northern Ill.	83 93						
LAST 12 Division I GAMES:																	
				27	A	Central Mich.	63 81	277	H	Western Mich.	62 65						
				64	N	Quinnipiac	66 69	81	H	Kent St.	48 44						
				85	N	Duke	62 79	59	A	Miami (OH)	57 60						
				141	A	Akron	61 91	31	A	Buffalo	65 77						
				98	H	Northern Ill.	83 93	33	H	Ohio	75 90						
				33	A	Ohio	62 94	210	H	Bowling Green	77 70						

Non-Div I Games: Urbana 99 62

Ball St.

■ Loss,
 ■ Non-Conf,
 ■ S Site,
 ■ H Home
 ■ A Away
 N Neutral

Belmont

Through Games Of Feb. 14, 2019

Average RPI Win:	211	WON-LOST	WINNING	LAST 10	STRENGTH OF	OPP. STRENGTH	TEAM	ADJ.	CONF.	ADJ CONF.
Average RPI Loss:	62	RECORD	PCT. RANK	GAMES	SCHEDULE	OF SCHEDULE	RPI	RPI	RPI	RPI
DIV. I ONLY	19- 5	32	1- 0	189	133	69	69	22	22	
DIV. I NON-CONF.	7- 4	108	0- 0	77	22	44	44	21	21	
TOTALS	RPI 1-25	RPI 26-50	W-L RECORDS	RPI 51-100	RPI 101-150	RPI 150+				
19- 5	0- 1	0- 1	OVERALL	2- 2	5- 1	12- 0				
9- 2	0- 0	0- 0	HOME	0- 1	3- 1	6- 0				
10- 3	0- 1	0- 1	AWAY	2- 1	2- 0	6- 0				
0- 0	0- 0	0- 0	NEUTRAL	0- 0	0- 0	0- 0				
7- 4	0- 1	0- 1	NON-CONFERENCE	2- 2	2- 0	3- 0				
3- 1	0- 0	0- 0	HOME	0- 1	1- 0	2- 0				
4- 3	0- 1	0- 1	AWAY	2- 1	1- 0	1- 0				
0- 0	0- 0	0- 0	NEUTRAL	0- 0	0- 0	0- 0				
12- 1	0- 0	0- 0	CONFERENCE	0- 0	3- 1	9- 0				
6- 1	0- 0	0- 0	HOME	0- 0	2- 1	4- 0				
6- 0	0- 0	0- 0	AWAY	0- 0	1- 0	5- 0				
0- 0	0- 0	0- 0	NEUTRAL	0- 0	0- 0	0- 0				

RPI S	Opponent	Score	RPI S	Opponent	Score	RPI S	Opponent	Score	RPI S	Opponent	Score
8	A NC State	62 77	46	A Clemson	62 65	51	A Middle Tenn.	45 38	128	H Tennessee Tech	72 77
						53	A Tennessee	76 84	132	H UT Martin	100 86
						74	H Toledo	69 78	135	A Morehead St.	77 57
						76	A Wright St.	79 63	135	H Morehead St.	77 50
									144	A Chattanooga	67 51
									147	H Tulsa	78 53
									183	H Arkansas St.	74 55
									202	A Jacksonville St.	64 41
									202	H Jacksonville St.	66 52
									221	H Southeast Mo. St.	91 57
									261	A Austin Peay	80 62
									274	A Northern Ky.	71 53
									283	A Murray St.	65 58
									290	A Tennessee St.	89 65
									290	H Tennessee St.	80 46
									324	H Lipscomb	83 43
									330	A Eastern Ky.	87 52
									330	H Eastern Ky.	69 43
LAST 12 Division I GAMES:											
290	A	Tennessee St.	89	65	283	A	Murray St.	65	58		
135	A	Morehead St.	77	57	290	H	Tennessee St.	80	46		
330	A	Eastern Ky.	87	52	202	A	Jacksonville St.	64	41		
132	H	UT Martin	100	86	330	H	Eastern Ky.	69	43		
221	H	Southeast Mo. St.	91	57	135	H	Morehead St.	77	50		
261	A	Austin Peay	80	62	128	H	Tennessee Tech	72	77		

Non-Div I Games:

Belmont

Loss, Non-Conf, S Site, H Home A Away N Neutral

Average RPI Win:	295	WON-LOST	WINNING	LAST 10	STRENGTH OF	OPP. STRENGTH	TEAM	ADJ.	CONF.	ADJ CONF.
Average RPI Loss:	203	RECORD	PCT. RANK	GAMES	SCHEDULE	OF SCHEDULE	RPI	RPI	RPI	RPI
DIV. I ONLY	12- 9	131	1- 0	345	325	239	239	32	32	
DIV. I NON-CONF.	5- 5	162	0- 0	330	213	236	236	32	32	
TOTALS	RPI 1-25	RPI 26-50	W-L RECORDS	RPI 51-100	RPI 101-150	RPI 150+				
12- 9	0- 0	0- 0	OVERALL	0- 0	0- 2	12- 7				
7- 2	0- 0	0- 0	HOME	0- 0	0- 0	7- 2				
4- 7	0- 0	0- 0	AWAY	0- 0	0- 2	4- 5				
1- 0	0- 0	0- 0	NEUTRAL	0- 0	0- 0	1- 0				
5- 5	0- 0	0- 0	NON-CONFERENCE	0- 0	0- 2	5- 3				
3- 0	0- 0	0- 0	HOME	0- 0	0- 0	3- 0				
1- 5	0- 0	0- 0	AWAY	0- 0	0- 2	1- 3				
1- 0	0- 0	0- 0	NEUTRAL	0- 0	0- 0	1- 0				
7- 4	0- 0	0- 0	CONFERENCE	0- 0	0- 0	7- 4				
4- 2	0- 0	0- 0	HOME	0- 0	0- 0	4- 2				
3- 2	0- 0	0- 0	AWAY	0- 0	0- 0	3- 2				
0- 0	0- 0	0- 0	NEUTRAL	0- 0	0- 0	0- 0				

RPI 1-25			RPI 26-50			RPI 51-100			RPI 101+ Team's RPI: 239		
RPI	S	Opponent	Score	RPI	S	Opponent	Score	RPI	S	Opponent	Score
								136	A	Georgia St.	57 62
								148	A	South Fla.	39 88
								151	A	Charlotte	69 73
								176	H	UMES	52 64
								212	A	Florida	53 64
								220	H	N.C. A&T	48 72
								230	A	Howard	40 61
								230	H	Howard	76 63
								243	H	Liberty	81 76
								248	A	Jacksonville	58 56
								269	A	Norfolk St.	50 57
								269	H	Norfolk St.	65 58
								273	H	North Florida	76 60
								284	A	Ga. Southern	76 77
								297	A	Morgan St.	73 69
								305	N	Kennesaw St.	64 61
								318	H	FIU	68 57
								327	A	Coppin St.	71 65
								341	A	N.C. Central	67 50
								341	H	N.C. Central	72 54
								346	H	Delaware St.	67 55
LAST 12 Division I GAMES:											
230	H	Howard	76 63	176	H	UMES	52 64				
269	H	Norfolk St.	65 58	346	H	Delaware St.	67 55				
220	H	N.C. A&T	48 72	269	A	Norfolk St.	50 57				
341	H	N.C. Central	72 54	230	A	Howard	40 61				
327	A	Coppin St.	71 65	341	A	N.C. Central	67 50				
297	A	Morgan St.	73 69	151	A	Charlotte	69 73				

Non-Div I Games: Flagler 74 59 Edward Waters 73 46

Bethune-Cookman

Loss, Non-Conf, S Site, H Home A Away N Neutral

Binghamton

Through Games Of Feb. 14, 2019

Average RPI Win:	286	WON-LOST	WINNING	LAST 10	STRENGTH OF	OPP. STRENGTH	TEAM	ADJ.	CONF.	ADJ CONF.
Average RPI Loss:	172	RECORD	PCT. RANK	GAMES	SCHEDULE	OF SCHEDULE	RPI	RPI	RPI	RPI
DIV. I ONLY	8- 15	257	1- 0	190	293	255	255	23	23	
DIV. I NON-CONF.	3- 8	267	0- 0	95	253	244	244	25	25	
TOTALS	RPI 1-25	RPI 26-50	W-L RECORDS	RPI 51-100	RPI 101-150	RPI 150+				
8- 15	0- 2	0- 1	OVERALL	0- 1	1- 0	7- 11				
5- 6	0- 0	0- 0	HOME	0- 0	1- 0	4- 6				
3- 9	0- 2	0- 1	AWAY	0- 1	0- 0	3- 5				
0- 0	0- 0	0- 0	NEUTRAL	0- 0	0- 0	0- 0				
3- 8	0- 2	0- 1	NON-CONFERENCE	0- 0	0- 0	3- 5				
3- 2	0- 0	0- 0	HOME	0- 0	0- 0	3- 2				
0- 6	0- 2	0- 1	AWAY	0- 0	0- 0	0- 3				
0- 0	0- 0	0- 0	NEUTRAL	0- 0	0- 0	0- 0				
5- 7	0- 0	0- 0	CONFERENCE	0- 1	1- 0	4- 6				
2- 4	0- 0	0- 0	HOME	0- 0	1- 0	1- 4				
3- 3	0- 0	0- 0	AWAY	0- 1	0- 0	3- 2				
0- 0	0- 0	0- 0	NEUTRAL	0- 0	0- 0	0- 0				

RPI 1-25				RPI 26-50				RPI 51-100				RPI 101+ Team's RPI: 255			
RPI	S	Opponent	Score	RPI	S	Opponent	Score	RPI	S	Opponent	Score	RPI	S	Opponent	Score
1	A	Notre Dame	53 103	33	A	Ohio	49 86	73	A	Maine	66 95	107	H	Hartford	73 62
7	A	Marquette	40 93									152	H	Lehigh	55 65
												162	A	Stony Brook	53 68
												162	H	Stony Brook	56 65
												178	H	Rider	57 62
												199	A	Dartmouth	39 63
												234	A	Albany (NY)	56 61
												234	H	Albany (NY)	62 71
												235	A	Niagara	72 79
												267	H	Vermont	57 58
												275	H	Cornell	72 61
												291	H	Army West Point	60 47
												311	A	UMBC	58 46
												311	H	UMBC	67 45
												320	A	New Hampshire	71 62
												320	H	New Hampshire	53 54
												321	A	Lafayette	50 59
												325	A	UMass Lowell	70 50
												344	H	Fairleigh Dickinson	73 54
LAST 12 Division I GAMES:															
311	A	UMBC	58 46	325	A	UMass Lowell	70 50								
320	H	New Hampshire	53 54	267	H	Vermont	57 58								
162	A	Stony Brook	53 68	311	H	UMBC	67 45								
234	H	Albany (NY)	62 71	162	H	Stony Brook	56 65								
107	H	Hartford	73 62	320	A	New Hampshire	71 62								
73	A	Maine	66 95	234	A	Albany (NY)	56 61								

Non-Div I Games: Charleston (WV) 69 62 Caldwell 73 54

Binghamton

Loss, Non-Conf, S Site, H Home A Away N Neutral

Average RPI Win:	192	WON-LOST	WINNING	LAST 10	STRENGTH OF	OPP. STRENGTH	TEAM	ADJ.	CONF.	ADJ CONF.
Average RPI Loss:	58	RECORD	PCT. RANK	GAMES	SCHEDULE	OF SCHEDULE	RPI	RPI	RPI	RPI
DIV. I ONLY	18- 3	15	1- 0	225	80	56	56	15	15	
DIV. I NON-CONF.	7- 2	58	1- 0	174	11	60	60	13	13	
TOTALS	RPI 1-25	RPI 26-50	W-L RECORDS	RPI 51-100	RPI 101-150	RPI 150+				
18- 3	0- 1	1- 1	OVERALL	2- 0	3- 1	12- 0				
9- 1	0- 1	1- 0	HOME	0- 0	1- 0	7- 0				
6- 2	0- 0	0- 1	AWAY	0- 0	2- 1	4- 0				
3- 0	0- 0	0- 0	NEUTRAL	2- 0	0- 0	1- 0				
7- 2	0- 1	0- 0	NON-CONFERENCE	2- 0	1- 1	4- 0				
3- 1	0- 1	0- 0	HOME	0- 0	0- 0	3- 0				
1- 1	0- 0	0- 0	AWAY	0- 0	1- 1	0- 0				
3- 0	0- 0	0- 0	NEUTRAL	2- 0	0- 0	1- 0				
11- 1	0- 0	1- 1	CONFERENCE	0- 0	2- 0	8- 0				
6- 0	0- 0	1- 0	HOME	0- 0	1- 0	4- 0				
5- 1	0- 0	0- 1	AWAY	0- 0	1- 0	4- 0				
0- 0	0- 0	0- 0	NEUTRAL	0- 0	0- 0	0- 0				

RPI 1-25				RPI 26-50				RPI 51-100				Team's RPI: 56		RPI 101+			
RPI	S	Opponent	Score	RPI	S	Opponent	Score	RPI	S	Opponent	Score			RPI	S	Opponent	Score
3	H	Louisville	55 74	48	A	Wyoming	52 64	83	N	UNI	61 60			110	A	Fresno St.	72 60
				48	H	Wyoming	72 64	86	N	Idaho	91 85			110	H	Fresno St.	83 76
														124	A	Washington St.	71 95
														143	A	Washington	73 69
														161	H	CSUN	74 63
														180	H	Eastern Wash.	67 55
														201	A	UNLV	64 57
														203	A	San Diego St.	69 66
														218	N	Saint Francis (PA)	78 64
														238	A	Nevada	75 74
														238	H	Nevada	80 65
														258	H	Colorado St.	70 57
														266	H	Air Force	79 48
														282	H	Southern Utah	88 53
														316	A	San Jose St.	83 69
														316	H	San Jose St.	99 68
LAST 12 Division I GAMES:																	
				143	A	Washington	73 69					48	A	Wyoming		52	64
				110	H	Fresno St.	83 76					266	H	Air Force		79	48
				316	A	San Jose St.	83 69					110	A	Fresno St.		72	60
				201	A	UNLV	64 57					238	A	Nevada		75	74
				238	H	Nevada	80 65					316	H	San Jose St.		99	68
				258	H	Colorado St.	70 57					203	A	San Diego St.		69	66

Non-Div I Games: Southern Ore. 91 46 Northwest Chrst. 93 26

Boise St.

■ Loss,
 ■ Non-Conf, S Site,
 ■ Home
 ■ Away
 N Neutral

Average RPI Win:	201	WON-LOST	WINNING	LAST 10	STRENGTH OF	OPP. STRENGTH	TEAM	ADJ.	CONF.	ADJ CONF.
Average RPI Loss:	44	RECORD	PCT. RANK	GAMES	SCHEDULE	OF SCHEDULE	RPI	RPI	RPI	RPI
DIV. I ONLY	14- 11	140	1- 0	62	63	105	105	1	1	
DIV. I NON-CONF.	11- 2	32	1- 0	218	311	99	99	1	1	
TOTALS	RPI 1-25	RPI 26-50	W-L RECORDS	RPI 51-100	RPI 101-150	RPI 150+				
14- 11	0- 6	0- 1	OVERALL	1- 2	4- 2	9- 0				
8- 7	0- 3	0- 1	HOME	1- 1	1- 2	6- 0				
4- 4	0- 3	0- 0	AWAY	0- 1	3- 0	1- 0				
2- 0	0- 0	0- 0	NEUTRAL	0- 0	0- 0	2- 0				
11- 2	0- 0	0- 0	NON-CONFERENCE	0- 0	2- 2	9- 0				
7- 2	0- 0	0- 0	HOME	0- 0	1- 2	6- 0				
2- 0	0- 0	0- 0	AWAY	0- 0	1- 0	1- 0				
2- 0	0- 0	0- 0	NEUTRAL	0- 0	0- 0	2- 0				
3- 9	0- 6	0- 1	CONFERENCE	1- 2	2- 0	0- 0				
1- 5	0- 3	0- 1	HOME	1- 1	0- 0	0- 0				
2- 4	0- 3	0- 0	AWAY	0- 1	2- 0	0- 0				
0- 0	0- 0	0- 0	NEUTRAL	0- 0	0- 0	0- 0				

RPI 1-25				RPI 26-50				RPI 51-100				RPI 101+ Team's RPI: 105			
RPI	S	Opponent	Score	RPI	S	Opponent	Score	RPI	S	Opponent	Score	RPI	S	Opponent	Score
1	A	Notre Dame	63 92	43	H	Georgia Tech	76 81	68	H	Virginia Tech	86 95	102	H	Minnesota	69 77
1	H	Notre Dame	47 97					85	H	Duke	92 90	103	A	Houston	64 57
8	H	NC State	69 85					100	A	Virginia	77 79	116	H	Providence	57 61
10	A	Syracuse	69 96									117	A	Wake Forest	65 64
18	H	Florida St.	71 91									121	A	Pittsburgh	59 55
21	A	Miami (FL)	73 76									137	H	Boston U.	78 51
												178	N	Rider	112 61
												199	H	Dartmouth	99 68
												205	H	Holy Cross	89 63
												227	A	Rhode Island	88 64
												237	H	Campbell	76 56
												260	H	Columbia	74 60
												303	N	Loyola Maryland	73 47
												307	H	Bryant	83 46
												328	H	Saint Peter's	89 57
LAST 12 Division I GAMES:															
178	N	Rider	112 61	21	A	Miami (FL)	73 76								
1	H	Notre Dame	47 97	1	A	Notre Dame	63 92								
10	A	Syracuse	69 96	18	H	Florida St.	71 91								
100	A	Virginia	77 79	121	A	Pittsburgh	59 55								
68	H	Virginia Tech	86 95	117	A	Wake Forest	65 64								
85	H	Duke	92 90	8	H	NC State	69 85								

Non-Div I Games:

Boston College

■ Loss,
 ■ Non-Conf, S Site,
 ■ Home
 ■ Away
 N Neutral

Average RPI Win: 228	WON-LOST	WINNING	LAST 10	STRENGTH OF	OPP. STRENGTH	TEAM	ADJ.	CONF.	ADJ CONF.
Average RPI Loss: 142	RECORD	PCT. RANK	GAMES	SCHEDULE	OF SCHEDULE	RPI	RPI	RPI	RPI
DIV. I ONLY	12- 10	144	1- 0	151	235	137	137	18	18
DIV. I NON-CONF.	4- 6	212	0- 0	207	233	224	224	22	22
TOTALS	RPI 1-25	RPI 26-50	W-L RECORDS	RPI 51-100	RPI 101-150	RPI 150+			
12- 10	0- 0	1- 1	OVERALL	0- 3	0- 2	11- 4			
6- 3	0- 0	0- 1	HOME	0- 1	0- 0	6- 1			
6- 7	0- 0	1- 0	AWAY	0- 2	0- 2	5- 3			
0- 0	0- 0	0- 0	NEUTRAL	0- 0	0- 0	0- 0			
4- 6	0- 0	0- 0	NON-CONFERENCE	0- 2	0- 2	4- 2			
4- 0	0- 0	0- 0	HOME	0- 0	0- 0	4- 0			
0- 6	0- 0	0- 0	AWAY	0- 2	0- 2	0- 2			
0- 0	0- 0	0- 0	NEUTRAL	0- 0	0- 0	0- 0			
8- 4	0- 0	1- 1	CONFERENCE	0- 1	0- 0	7- 2			
2- 3	0- 0	0- 1	HOME	0- 1	0- 0	2- 1			
6- 1	0- 0	1- 0	AWAY	0- 0	0- 0	5- 1			
0- 0	0- 0	0- 0	NEUTRAL	0- 0	0- 0	0- 0			

RPI S	Opponent	Score	RPI S	Opponent	Score	RPI S	Opponent	Score	RPI S	Opponent	Score	Team's RPI: 137
41	A Bucknell	70 62	41	H Bucknell	58 62	80	A Northeastern	51 81	105	A Boston College	51 78	
						87	A Harvard	47 67	146	A Marist	57 68	
						99	H American	51 64	152	A Lehigh	52 48	
									152	H Lehigh	58 45	
									153	H Delaware	72 61	
									199	A Dartmouth	44 64	
									204	A Massachusetts	55 66	
									205	A Holy Cross	69 75	
									206	A Navy	49 35	
									229	H Brown	72 51	
									256	A Colgate	61 53	
									256	H Colgate	72 81	
									291	H Army West Point	63 51	
									303	A Loyola Maryland	64 62	
									307	H Bryant	67 65	
									320	H New Hampshire	60 39	
									321	A Lafayette	47 44	
LAST 12 Division I GAMES:												
256	A Colgate	61 53	205	A Holy Cross	69 75							
152	A Lehigh	52 48	256	H Colgate	72 81							
41	H Bucknell	58 62	152	H Lehigh	58 45							
321	A Lafayette	47 44	303	A Loyola Maryland	64 62							
206	A Navy	49 35	41	A Bucknell	70 62							
99	H American	51 64	291	H Army West Point	63 51							

Non-Div I Games:

Boston U.

Bowling Green

Through Games Of Feb. 14, 2019

Average RPI Win:	231	WON-LOST	WINNING	LAST 10	STRENGTH OF	OPP. STRENGTH	TEAM	ADJ.	CONF.	ADJ CONF.
Average RPI Loss:	128	RECORD	PCT. RANK	GAMES	SCHEDULE	OF SCHEDULE	RPI	RPI	RPI	RPI
DIV. I ONLY	7- 14	261	1- 0	98	195	210	210	7	7	
DIV. I NON-CONF.	6- 4	125	0- 0	198	332	148	148	8	8	
TOTALS	RPI 1-25	RPI 26-50	W-L RECORDS	RPI 51-100	RPI 101-150	RPI 150+				
7- 14	0- 1	1- 1	OVERALL	0- 5	0- 1	6- 6				
5- 5	0- 0	1- 1	HOME	0- 3	0- 0	4- 1				
2- 8	0- 1	0- 0	AWAY	0- 2	0- 1	2- 4				
0- 1	0- 0	0- 0	NEUTRAL	0- 0	0- 0	0- 1				
6- 4	0- 1	0- 0	NON-CONFERENCE	0- 0	0- 0	6- 3				
4- 0	0- 0	0- 0	HOME	0- 0	0- 0	4- 0				
2- 3	0- 1	0- 0	AWAY	0- 0	0- 0	2- 2				
0- 1	0- 0	0- 0	NEUTRAL	0- 0	0- 0	0- 1				
1- 10	0- 0	1- 1	CONFERENCE	0- 5	0- 1	0- 3				
1- 5	0- 0	1- 1	HOME	0- 3	0- 0	0- 1				
0- 5	0- 0	0- 0	AWAY	0- 2	0- 1	0- 2				
0- 0	0- 0	0- 0	NEUTRAL	0- 0	0- 0	0- 0				

RPI 1-25				RPI 26-50				RPI 51-100				RPI 101+ Team's RPI: 210			
RPI	S	Opponent	Score	RPI	S	Opponent	Score	RPI	S	Opponent	Score	RPI	S	Opponent	Score
24	A	Michigan St.	69 99	31	H	Buffalo	78 72	59	H	Miami (OH)	75 82	141	A	Akron	71 74
				33	H	Ohio	79 82	74	A	Toledo	56 76	159	N	Mercer	63 76
								74	H	Toledo	65 79	169	A	Xavier	49 65
								98	A	Northern Ill.	47 88	191	A	Ball St.	70 77
								98	H	Northern Ill.	52 66	192	A	Coastal Caro.	80 81
												196	A	Eastern Mich.	74 81
												216	H	Robert Morris	61 60
												217	H	Marshall	99 76
												249	H	Loyola Chicago	88 74
												277	H	Western Mich.	82 84
												278	A	Canisius	74 53
												294	A	Valparaiso	79 72
												335	H	Detroit Mercy	79 73
LAST 12 Division I GAMES:															
				31	H	Buffalo	78 72	74	H	Toledo	65 79				
				59	H	Miami (OH)	75 82	98	H	Northern Ill.	52 66				
				98	A	Northern Ill.	47 88	141	A	Akron	71 74				
				74	A	Toledo	56 76	191	A	Ball St.	70 77				
				33	H	Ohio	79 82	277	H	Western Mich.	82 84				
				196	A	Eastern Mich.	74 81	294	A	Valparaiso	79 72				

Non-Div I Games: Davis & Elkins 63 28

Bowling Green

■ Loss,
 ■ Non-Conf,
 ■ S Site,
 ■ H Home
 ■ A Away
 N Neutral

Bradley

Through Games Of Feb. 14, 2019

Average RPI Win:	250	WON-LOST	WINNING	LAST 10	STRENGTH OF	OPP. STRENGTH	TEAM	ADJ.	CONF.	ADJ CONF.
Average RPI Loss:	105	RECORD	PCT. RANK	GAMES	SCHEDULE	OF SCHEDULE	RPI	RPI	RPI	RPI
DIV. I ONLY	16- 5	38	1- 0	335	167	157	157	13	13	
DIV. I NON-CONF.	9- 1	29	1- 0	346	218	145	145	14	14	
TOTALS	RPI 1-25	RPI 26-50	W-L RECORDS	RPI 51-100	RPI 101-150	RPI 150+				
16- 5	0- 1	0- 0	OVERALL	0- 3	0- 0	16- 1				
8- 3	0- 1	0- 0	HOME	0- 2	0- 0	8- 0				
7- 2	0- 0	0- 0	AWAY	0- 1	0- 0	7- 1				
1- 0	0- 0	0- 0	NEUTRAL	0- 0	0- 0	1- 0				
9- 1	0- 0	0- 0	NON-CONFERENCE	0- 1	0- 0	9- 0				
5- 0	0- 0	0- 0	HOME	0- 0	0- 0	5- 0				
3- 1	0- 0	0- 0	AWAY	0- 1	0- 0	3- 0				
1- 0	0- 0	0- 0	NEUTRAL	0- 0	0- 0	1- 0				
7- 4	0- 1	0- 0	CONFERENCE	0- 2	0- 0	7- 1				
3- 3	0- 1	0- 0	HOME	0- 2	0- 0	3- 0				
4- 1	0- 0	0- 0	AWAY	0- 0	0- 0	4- 1				
0- 0	0- 0	0- 0	NEUTRAL	0- 0	0- 0	0- 0				

RPI 1-25				RPI 26-50				RPI 51-100				RPI 101+ Team's RPI: 157			
RPI	S	Opponent	Score	RPI	S	Opponent	Score	RPI	S	Opponent	Score	RPI	S	Opponent	Score
20	H	Drake	63 92					62	H	Missouri St.	56 68	153	N	Delaware	59 47
								66	A	Purdue	61 74	165	H	Southern Ill.	58 53
								83	H	UNI	78 81	171	A	Indiana St.	61 45
												171	H	Indiana St.	81 80
												189	A	Illinois St.	79 68
												219	H	Western Ill.	82 68
												221	H	Southeast Mo. St.	85 79
												249	A	Loyola Chicago	69 56
												268	A	Cleveland St.	67 65
												276	H	Eastern Ill.	67 64
												294	A	Valparaiso	73 76
												295	A	Fla. Atlantic	80 59
												299	H	Oakland	73 64
												313	A	Omaha	80 60
												334	A	Evansville	75 68
												334	H	Evansville	81 63
												348	H	Chicago St.	89 59
LAST 12 Division I GAMES:															
295	A	Fla. Atlantic	80 59	165	H	Southern Ill.	58 53								
334	H	Evansville	81 63	62	H	Missouri St.	56 68								
171	H	Indiana St.	81 80	171	A	Indiana St.	61 45								
249	A	Loyola Chicago	69 56	334	A	Evansville	75 68								
294	A	Valparaiso	73 76	83	H	UNI	78 81								
189	A	Illinois St.	79 68	20	H	Drake	63 92								

Non-Div I Games: Rockhurst 83 40

Bradley

■ Loss,
 ■ Non-Conf, S Site,
 ■ Home
 ■ Away
 N Neutral

Average RPI Win:	265	WON-LOST	WINNING	LAST 10	STRENGTH OF	OPP. STRENGTH	TEAM	ADJ.	CONF.	ADJ CONF.
Average RPI Loss:	126	RECORD	PCT. RANK	GAMES	SCHEDULE	OF SCHEDULE	RPI	RPI	RPI	RPI
DIV. I ONLY	7- 13	255	0- 1	169	215	229	229	11	11	
DIV. I NON-CONF.	6- 8	199	0- 1	277	279	235	235	11	11	
TOTALS	RPI 1-25	RPI 26-50	W-L RECORDS	RPI 51-100	RPI 101-150	RPI 150+				
7- 13	0- 0	0- 2	OVERALL	1- 6	0- 1	6- 4				
4- 4	0- 0	0- 1	HOME	1- 1	0- 0	3- 2				
2- 9	0- 0	0- 1	AWAY	0- 5	0- 1	2- 2				
1- 0	0- 0	0- 0	NEUTRAL	0- 0	0- 0	1- 0				
6- 8	0- 0	0- 2	NON-CONFERENCE	0- 2	0- 1	6- 3				
3- 2	0- 0	0- 1	HOME	0- 0	0- 0	3- 1				
2- 6	0- 0	0- 1	AWAY	0- 2	0- 1	2- 2				
1- 0	0- 0	0- 0	NEUTRAL	0- 0	0- 0	1- 0				
1- 5	0- 0	0- 0	CONFERENCE	1- 4	0- 0	0- 1				
1- 2	0- 0	0- 0	HOME	1- 1	0- 0	0- 1				
0- 3	0- 0	0- 0	AWAY	0- 3	0- 0	0- 0				
0- 0	0- 0	0- 0	NEUTRAL	0- 0	0- 0	0- 0				

RPI 1-25			RPI 26-50			RPI 51-100			RPI 101+			Team's RPI: 229
RPI	S	Opponent	Score	RPI	S	Opponent	Score	RPI	S	Opponent	Score	
26	A	Rutgers	52 73	71	A	Penn	43 83	137	A	Boston U.	51 72	
41	H	Bucknell	78 91	73	A	Maine	96 102	199	H	Dartmouth	61 81	
				75	A	Yale	72 84	204	H	Massachusetts	61 90	
				75	H	Yale	86 71	205	A	Holy Cross	89 85	
				87	H	Harvard	83 100	227	A	Rhode Island	67 72	
				97	A	Princeton	74 93	293	H	Fairfield	68 49	
				98	A	Northern Ill.	102 109	304	H	Central Conn. St.	68 63	
								307	A	Bryant	57 75	
								307	N	Bryant	84 68	
								320	H	New Hampshire	76 70	
								348	A	Chicago St.	90 65	
LAST 12 Division I GAMES:												
227	A	Rhode Island	67 72	75	H	Yale	86 71					
97	A	Princeton	74 93	26	A	Rutgers	52 73					
71	A	Penn	43 83	98	A	Northern Ill.	102 109					
87	H	Harvard	83 100	348	A	Chicago St.	90 65					
199	H	Dartmouth	61 81	73	A	Maine	96 102					
75	A	Yale	72 84	307	N	Bryant	84 68					

Non-Div I Games: Johnson & Wales (RI) 78 46 Adelphi 75 62

Brown

■ Loss,
 ■ Non-Conf,
 ■ S Site,
 ■ H Home
 ■ A Away
 N Neutral

Average RPI Win:	282	WON-LOST	WINNING	LAST 10	STRENGTH OF	OPP. STRENGTH	TEAM	ADJ.	CONF.	ADJ CONF.
Average RPI Loss:	196	RECORD	PCT. RANK	GAMES	SCHEDULE	OF SCHEDULE	RPI	RPI	RPI	RPI
DIV. I ONLY	6- 16	289	0- 1	274	313	307	307	31	31	
DIV. I NON-CONF.	2- 9	297	0- 1	194	220	289	289	31	31	
TOTALS	RPI 1-25	RPI 26-50	W-L RECORDS	RPI 51-100	RPI 101-150	RPI 150+				
6- 16	0- 0	0- 0	OVERALL	0- 2	0- 4	6- 10				
4- 4	0- 0	0- 0	HOME	0- 1	0- 0	4- 3				
2- 10	0- 0	0- 0	AWAY	0- 1	0- 3	2- 6				
0- 2	0- 0	0- 0	NEUTRAL	0- 0	0- 1	0- 1				
2- 9	0- 0	0- 0	NON-CONFERENCE	0- 2	0- 4	2- 3				
1- 2	0- 0	0- 0	HOME	0- 1	0- 0	1- 1				
1- 5	0- 0	0- 0	AWAY	0- 1	0- 3	1- 1				
0- 2	0- 0	0- 0	NEUTRAL	0- 0	0- 1	0- 1				
4- 7	0- 0	0- 0	CONFERENCE	0- 0	0- 0	4- 7				
3- 2	0- 0	0- 0	HOME	0- 0	0- 0	3- 2				
1- 5	0- 0	0- 0	AWAY	0- 0	0- 0	1- 5				
0- 0	0- 0	0- 0	NEUTRAL	0- 0	0- 0	0- 0				

RPI S	Opponent	Score	RPI S	Opponent	Score	RPI S	Opponent	Score	RPI S	Opponent	Score	Team's RPI: 307
						65	A West Virginia	48 94	105	A Boston College	46 83	
						73	H Maine	57 74	107	A Hartford	57 67	
									116	N Providence	64 72	
									137	A Boston U.	65 67	
									205	H Holy Cross	62 81	
									216	A Robert Morris	56 59	
									216	H Robert Morris	57 60	
									218	A Saint Francis (PA)	66 78	
									218	H Saint Francis (PA)	66 63	
									226	A Sacred Heart	48 49	
									229	H Brown	75 57	
									229	N Brown	68 84	
									262	H St. Francis Brooklyn	55 60	
									265	A Mt. St. Mary's	73 68	
									304	A Central Conn. St.	65 66	
									304	H Central Conn. St.	72 60	
									320	A New Hampshire	74 79	
									325	A UMass Lowell	58 57	
									344	A Fairleigh Dickinson	53 63	
									351	H LIU Brooklyn	69 62	
LAST 12 Division I GAMES:												
			116	N Providence	64 72		218	H Saint Francis (PA)	66 63			
			218	A Saint Francis (PA)	66 78		216	H Robert Morris	57 60			
			216	A Robert Morris	56 59		226	A Sacred Heart	48 49			
			304	A Central Conn. St.	65 66		265	A Mt. St. Mary's	73 68			
			344	A Fairleigh Dickinson	53 63		262	H St. Francis Brooklyn	55 60			
			304	H Central Conn. St.	72 60		351	H LIU Brooklyn	69 62			

Non-Div I Games:

Bryant

■ Loss,
 ■ Non-Conf,
 ■ S Site,
 ■ H Home
 ■ A Away
 N Neutral

Average RPI Win:	216	WON-LOST	WINNING	LAST 10	STRENGTH OF	OPP. STRENGTH	TEAM	ADJ.	CONF.	ADJ CONF.
Average RPI Loss:	59	RECORD	PCT. RANK	GAMES	SCHEDULE	OF SCHEDULE	RPI	RPI	RPI	RPI
DIV. I ONLY	20- 4	17	1- 0	141	189	41	41	18	18	
DIV. I NON-CONF.	9- 3	61	0- 0	112	123	35	35	22	22	
TOTALS	RPI 1-25	RPI 26-50	W-L RECORDS	RPI 51-100	RPI 101-150	RPI 150+				
20- 4	0- 2	0- 0	OVERALL	2- 1	2- 1	16- 0				
8- 1	0- 0	0- 0	HOME	2- 0	1- 1	5- 0				
10- 3	0- 2	0- 0	AWAY	0- 1	1- 0	9- 0				
2- 0	0- 0	0- 0	NEUTRAL	0- 0	0- 0	2- 0				
9- 3	0- 2	0- 0	NON-CONFERENCE	1- 1	1- 0	7- 0				
4- 0	0- 0	0- 0	HOME	1- 0	1- 0	2- 0				
3- 3	0- 2	0- 0	AWAY	0- 1	0- 0	3- 0				
2- 0	0- 0	0- 0	NEUTRAL	0- 0	0- 0	2- 0				
11- 1	0- 0	0- 0	CONFERENCE	1- 0	1- 1	9- 0				
4- 1	0- 0	0- 0	HOME	1- 0	0- 1	3- 0				
7- 0	0- 0	0- 0	AWAY	0- 0	1- 0	6- 0				
0- 0	0- 0	0- 0	NEUTRAL	0- 0	0- 0	0- 0				

RPI 1-25				RPI 26-50		Team's RPI: 41		RPI 51-100				RPI 101+			
RPI	S	Opponent	Score	RPI	S	Opponent	Score	RPI	S	Opponent	Score	RPI	S	Opponent	Score
10	A	Syracuse	56 70					64	H	Quinnipiac	75 58	125	H	Youngstown St.	73 68
11	A	Iowa St.	61 86					77	A	Drexel	42 64	137	A	Boston U.	62 58
								99	H	American	71 56	137	H	Boston U.	62 70
												152	A	Lehigh	73 68
												152	H	Lehigh	71 53
												178	H	Rider	80 59
												204	N	Massachusetts	77 58
												205	H	Holy Cross	75 71
												206	A	Navy	77 43
												214	A	Monmouth	70 32
												229	A	Brown	91 78
												233	A	St. Bonaventure	77 46
												256	A	Colgate	90 62
												291	A	Army West Point	66 52
												293	N	Fairfield	77 54
												303	A	Loyola Maryland	75 57
												321	A	Lafayette	56 47
												321	H	Lafayette	75 43
												331	H	Iona	81 43
LAST 12 Division I GAMES:															
152	A	Lehigh	73 68	256	A	Colgate	90 62								
321	H	Lafayette	75 43	152	H	Lehigh	71 53								
137	A	Boston U.	62 58	321	A	Lafayette	56 47								
206	A	Navy	77 43	291	A	Army West Point	66 52								
205	H	Holy Cross	75 71	137	H	Boston U.	62 70								
303	A	Loyola Maryland	75 57	99	H	American	71 56								

Non-Div I Games:

Bucknell

■ Loss,
 ■ Non-Conf, S Site,
 ■ Home
 ■ Away
 N Neutral

Buffalo

Through Games Of Feb. 14, 2019

Average RPI Win: 166		WON-LOST	WINNING	LAST 10	STRENGTH OF	OPP. STRENGTH	TEAM	ADJ.	CONF.	ADJ CONF.
Average RPI Loss: 65		RECORD	PCT. RANK	GAMES	SCHEDULE	OF SCHEDULE	RPI	RPI	RPI	RPI
DIV. I ONLY		16- 6	59	0- 1	53	94	31	31	7	7
DIV. I NON-CONF.		8- 3	72	0- 0	86	92	37	37	8	8
TOTALS		RPI 1-25	RPI 26-50		W-L RECORDS		RPI 51-100	RPI 101-150		RPI 150+
16- 6	0- 2	1- 2		OVERALL		5- 0	1- 1		9- 1	
7- 2	0- 1	0- 1		HOME		3- 0	1- 0		3- 0	
7- 4	0- 1	0- 1		AWAY		1- 0	0- 1		6- 1	
2- 0	0- 0	1- 0		NEUTRAL		1- 0	0- 0		0- 0	
8- 3	0- 2	1- 0		NON-CONFERENCE		1- 0	0- 1		6- 0	
2- 1	0- 1	0- 0		HOME		0- 0	0- 0		2- 0	
4- 2	0- 1	0- 0		AWAY		0- 0	0- 1		4- 0	
2- 0	0- 0	1- 0		NEUTRAL		1- 0	0- 0		0- 0	
8- 3	0- 0	0- 2		CONFERENCE		4- 0	1- 0		3- 1	
5- 1	0- 0	0- 1		HOME		3- 0	1- 0		1- 0	
3- 2	0- 0	0- 1		AWAY		1- 0	0- 0		2- 1	
0- 0	0- 0	0- 0		NEUTRAL		0- 0	0- 0		0- 0	

RPI 1-25				RPI 26-50				Team's RPI: 31				RPI 51-100				RPI 101+			
RPI	S	Opponent	Score	RPI	S	Opponent	Score	RPI	S	Opponent	Score	RPI	S	Opponent	Score	RPI	S	Opponent	Score
4	A	Oregon	82 102	27	A	Central Mich.	65 76	59	A	Miami (OH)	66 59	113	A	Dayton	59 72				
5	H	Stanford	55 62	28	N	South Dakota St.	61 55	74	H	Toledo	73 63	141	H	Akron	91 72				
				33	H	Ohio	71 74	81	H	Kent St.	75 66	176	A	UMES	69 63				
								90	N	Georgetown	73 64	191	H	Ball St.	77 65				
								98	H	Northern Ill.	93 64	196	A	Eastern Mich.	91 84				
												199	A	Dartmouth	75 69				
												210	A	Bowling Green	72 78				
												233	H	St. Bonaventure	90 43				
												235	H	Niagara	88 61				
												277	A	Western Mich.	61 59				
												278	A	Canisius	84 66				
												304	A	Central Conn. St.	82 69				
LAST 12 Division I GAMES:																			
210	A	Bowling Green	72 78	277	A	Western Mich.	61 59												
81	H	Kent St.	75 66	191	H	Ball St.	77 65												
74	H	Toledo	73 63	59	A	Miami (OH)	66 59												
27	A	Central Mich.	65 76	196	A	Eastern Mich.	91 84												
98	H	Northern Ill.	93 64	33	H	Ohio	71 74												
141	H	Akron	91 72	233	H	St. Bonaventure	90 43												

Non-Div I Games:

Buffalo

■ Loss,
 ■ Non-Conf, S Site,
 ■ Home
 ■ Away
 N Neutral

Average RPI Win:	167	WON-LOST	WINNING	LAST 10	STRENGTH OF	OPP. STRENGTH	TEAM	ADJ.	CONF.	ADJ CONF.
Average RPI Loss:	63	RECORD	PCT. RANK	GAMES	SCHEDULE	OF SCHEDULE	RPI	RPI	RPI	RPI
DIV. I ONLY	18- 5	35	1- 0	120	81	45	45	6	6	
DIV. I NON-CONF.	10- 1	17	0- 0	262	188	55	55	5	5	
TOTALS	RPI 1-25	RPI 26-50	W-L RECORDS	RPI 51-100	RPI 101-150	RPI 150+				
18- 5	0- 1	1- 2	OVERALL	2- 0	5- 2	10- 0				
10- 2	0- 1	0- 1	HOME	0- 0	2- 0	8- 0				
6- 3	0- 0	1- 1	AWAY	1- 0	3- 2	1- 0				
2- 0	0- 0	0- 0	NEUTRAL	1- 0	0- 0	1- 0				
10- 1	0- 0	0- 1	NON-CONFERENCE	1- 0	1- 0	8- 0				
7- 0	0- 0	0- 0	HOME	0- 0	0- 0	7- 0				
1- 1	0- 0	0- 1	AWAY	0- 0	1- 0	0- 0				
2- 0	0- 0	0- 0	NEUTRAL	1- 0	0- 0	1- 0				
8- 4	0- 1	1- 1	CONFERENCE	1- 0	4- 2	2- 0				
3- 2	0- 1	0- 1	HOME	0- 0	2- 0	1- 0				
5- 2	0- 0	1- 0	AWAY	1- 0	2- 2	1- 0				
0- 0	0- 0	0- 0	NEUTRAL	0- 0	0- 0	0- 0				

RPI 1-25				RPI 26-50				Team's RPI: 45	RPI 51-100				RPI 101+			
RPI	S	Opponent	Score	RPI	S	Opponent	Score		RPI	S	Opponent	Score	RPI	S	Opponent	Score
7	H	Marquette	58 87	32	H	DePaul	78 86		90	A	Georgetown	59 50	109	A	St. John's (NY)	73 68
				42	A	Villanova	63 55		91	N	Ohio St.	66 53	109	H	St. John's (NY)	66 45
				44	A	Indiana	46 66						115	A	Creighton	75 43
													116	A	Providence	68 74
													118	A	Seton Hall	62 83
													118	H	Seton Hall	62 59
													141	A	Akron	63 47
													169	A	Xavier	63 41
													169	H	Xavier	63 38
													171	H	Indiana St.	72 49
													189	H	Illinois St.	58 56
													191	H	Ball St.	64 47
													196	N	Eastern Mich.	73 63
													219	H	Western Ill.	92 51
													276	H	Eastern Ill.	72 37
													283	H	Murray St.	86 65
													325	H	UMass Lowell	89 36
LAST 12 Division I GAMES:																
169	H	Xavier	63 38	116	A	Providence	68 74									
118	A	Seton Hall	62 83	169	A	Xavier	63 41									
109	A	St. John's (NY)	73 68	109	H	St. John's (NY)	66 45									
7	H	Marquette	58 87	118	H	Seton Hall	62 59									
32	H	DePaul	78 86	90	A	Georgetown	59 50									
115	A	Creighton	75 43	42	A	Villanova	63 55									

Non-Div I Games:

Butler

Average RPI Win: 275		WON-LOST	WINNING	LAST 10	STRENGTH OF	OPP. STRENGTH	TEAM	ADJ.	CONF.	ADJ CONF.
Average RPI Loss: 212		RECORD	PCT. RANK	GAMES	SCHEDULE	OF SCHEDULE	RPI	RPI	RPI	RPI
DIV. I ONLY		8- 14	248	1- 0	321	310	279	279	30	30
DIV. I NON-CONF.		2- 9	297	0- 0	295	241	316	316	30	30
TOTALS		RPI 1-25	RPI 26-50	W-L RECORDS	RPI 51-100	RPI 101-150	RPI 150+			
8- 14	0- 0		0- 1	OVERALL	1- 0	0- 0	7- 13			
3- 3	0- 0		0- 0	HOME	1- 0	0- 0	2- 3			
5- 11	0- 0		0- 1	AWAY	0- 0	0- 0	5- 10			
0- 0	0- 0		0- 0	NEUTRAL	0- 0	0- 0	0- 0			
2- 9	0- 0		0- 1	NON-CONFERENCE	1- 0	0- 0	1- 8			
1- 1	0- 0		0- 0	HOME	1- 0	0- 0	0- 1			
1- 8	0- 0		0- 1	AWAY	0- 0	0- 0	1- 7			
0- 0	0- 0		0- 0	NEUTRAL	0- 0	0- 0	0- 0			
6- 5	0- 0		0- 0	CONFERENCE	0- 0	0- 0	6- 5			
2- 2	0- 0		0- 0	HOME	0- 0	0- 0	2- 2			
4- 3	0- 0		0- 0	AWAY	0- 0	0- 0	4- 3			
0- 0	0- 0		0- 0	NEUTRAL	0- 0	0- 0	0- 0			

RPI 1-25				RPI 26-50				RPI 51-100				RPI 101+				Team's RPI: 279	
RPI	S	Opponent	Score	RPI	S	Opponent	Score	RPI	S	Opponent	Score	RPI	S	Opponent	Score		
				30	A	Oregon St.	52 92	76	H	Wright St.	76 74	155	A	New Mexico St.	48 61		
												155	H	New Mexico St.	59 61		
												160	A	UC Irvine	78 85		
												163	H	UC Riverside	67 79		
												174	A	North Texas	59 71		
												222	A	SMU	43 49		
												223	A	UTRGV	56 64		
												223	H	UTRGV	68 63		
												232	A	UMKC	67 57		
												240	A	Cal St. Fullerton	56 64		
												259	H	California Baptist	45 68		
												270	A	UTEP	47 53		
												285	A	Utah Valley	70 78		
												296	A	UC Santa Barbara	56 48		
												313	A	Omaha	46 53		
												316	A	San Jose St.	72 82		
												337	A	Grand Canyon	59 46		
												342	A	Seattle U	70 60		
												348	A	Chicago St.	67 56		
												348	H	Chicago St.	80 47		
LAST 12 Division I GAMES:																	
				348	H	Chicago St.	80 47	232	A	UMKC	67 57						
				223	A	UTRGV	56 64	155	H	New Mexico St.	59 61						
				155	A	New Mexico St.	48 61	223	H	UTRGV	68 63						
				337	A	Grand Canyon	59 46	285	A	Utah Valley	70 78						
				259	H	California Baptist	45 68	342	A	Seattle U	70 60						
				348	A	Chicago St.	67 56	163	H	UC Riverside	67 79						

Non-Div I Games:	Whittier	74	46	Westcliff	91	37
------------------	----------	----	----	-----------	----	----

CSU Bakersfield

■ Loss, ■ Non-Conf, S Site, H Home A Away N Neutral

Average RPI Win:	243	WON-LOST	WINNING	LAST 10	STRENGTH OF	OPP. STRENGTH	TEAM	ADJ.	CONF.	ADJ CONF.
Average RPI Loss:	89	RECORD	PCT. RANK	GAMES	SCHEDULE	OF SCHEDULE	RPI	RPI	RPI	RPI
DIV. I ONLY	12- 12	163	0- 1	168	124	161	161	20	20	
DIV. I NON-CONF.	6- 8	199	0- 1	124	35	155	155	20	20	
TOTALS	RPI 1-25	RPI 26-50	W-L RECORDS	RPI 51-100	RPI 101-150	RPI 150+				
12- 12	0- 2	0- 1	OVERALL	0- 6	1- 1	11- 2				
8- 3	0- 0	0- 0	HOME	0- 2	1- 1	7- 0				
4- 9	0- 2	0- 1	AWAY	0- 4	0- 0	4- 2				
0- 0	0- 0	0- 0	NEUTRAL	0- 0	0- 0	0- 0				
6- 8	0- 2	0- 1	NON-CONFERENCE	0- 4	1- 1	5- 0				
4- 2	0- 0	0- 0	HOME	0- 1	1- 1	3- 0				
2- 6	0- 2	0- 1	AWAY	0- 3	0- 0	2- 0				
0- 0	0- 0	0- 0	NEUTRAL	0- 0	0- 0	0- 0				
6- 4	0- 0	0- 0	CONFERENCE	0- 2	0- 0	6- 2				
4- 1	0- 0	0- 0	HOME	0- 1	0- 0	4- 0				
2- 3	0- 0	0- 0	AWAY	0- 1	0- 0	2- 2				
0- 0	0- 0	0- 0	NEUTRAL	0- 0	0- 0	0- 0				

RPI 1-25				RPI 26-50				RPI 51-100				RPI 101+ Team's RPI: 161			
RPI	S	Opponent	Score	RPI	S	Opponent	Score	RPI	S	Opponent	Score	RPI	S	Opponent	Score
5	A	Stanford	43 69	34	A	California	42 67	55	A	Southern California	42 58	104	H	Loyola Marymount	53 72
20	A	Drake	63 73					56	A	Boise St.	63 74	124	H	Washington St.	65 52
								82	A	UC Davis	54 70	160	A	UC Irvine	61 65
								82	H	UC Davis	49 60	163	H	UC Riverside	69 56
								86	A	Idaho	73 88	185	A	Santa Clara	53 38
								87	H	Harvard	55 75	203	H	San Diego St.	77 74
												240	H	Cal St. Fullerton	74 44
												242	A	Hawaii	49 29
												259	H	California Baptist	73 67
												263	A	Long Beach St.	51 37
												296	A	UC Santa Barbara	60 61
												296	H	UC Santa Barbara	73 65
												312	H	Cal Poly	68 52
												313	A	Omaha	64 52
												316	H	San Jose St.	76 40
LAST 12 Division I GAMES:															
87	H	Harvard	55 75	82	H	UC Davis	49 60								
312	H	Cal Poly	68 52	163	H	UC Riverside	69 56								
296	A	UC Santa Barbara	60 61	242	A	Hawaii	49 29								
82	A	UC Davis	54 70	160	A	UC Irvine	61 65								
240	H	Cal St. Fullerton	74 44	296	H	UC Santa Barbara	73 65								
263	A	Long Beach St.	51 37	5	A	Stanford	43 69								

Non-Div I Games:

CSUN

■ Loss,
 ■ Non-Conf,
 ■ S Site,
 ■ Home
 ■ A Away
 N Neutral

Average RPI Win:	270	WON-LOST	WINNING	LAST 10	STRENGTH OF	OPP. STRENGTH	TEAM	ADJ.	CONF.	ADJ CONF.
Average RPI Loss:	160	RECORD	PCT. RANK	GAMES	SCHEDULE	OF SCHEDULE	RPI	RPI	RPI	RPI
DIV. I ONLY	4- 16	318	0- 1	237	186	312	312	20	20	
DIV. I NON-CONF.	2- 8	293	0- 0	240	69	290	290	20	20	
TOTALS	RPI 1-25	RPI 26-50	W-L RECORDS	RPI 51-100	RPI 101-150	RPI 150+				
4- 16	0- 0	0- 3	OVERALL	0- 1	0- 2	4- 10				
3- 6	0- 0	0- 1	HOME	0- 1	0- 1	3- 3				
1- 9	0- 0	0- 2	AWAY	0- 0	0- 1	1- 6				
0- 1	0- 0	0- 0	NEUTRAL	0- 0	0- 0	0- 1				
2- 8	0- 0	0- 3	NON-CONFERENCE	0- 0	0- 2	2- 3				
1- 3	0- 0	0- 1	HOME	0- 0	0- 1	1- 1				
1- 4	0- 0	0- 2	AWAY	0- 0	0- 1	1- 1				
0- 1	0- 0	0- 0	NEUTRAL	0- 0	0- 0	0- 1				
2- 8	0- 0	0- 0	CONFERENCE	0- 1	0- 0	2- 7				
2- 3	0- 0	0- 0	HOME	0- 1	0- 0	2- 2				
0- 5	0- 0	0- 0	AWAY	0- 0	0- 0	0- 5				
0- 0	0- 0	0- 0	NEUTRAL	0- 0	0- 0	0- 0				

RPI S	Opponent	Score	RPI S	Opponent	Score	RPI S	Opponent	Score	RPI S	Opponent	Score	Team's RPI: 312
30	A Oregon St.	54 79	82	H UC Davis	61 85	110	A Fresno St.	58 76				
40	A UCLA	35 81				126	H Pepperdine	63 70				
47	H Saint Mary's (CA)	51 69				160	A UC Irvine	57 73				
						160	H UC Irvine	59 75				
						161	A CSUN	52 68				
						180	H Eastern Wash.	59 55				
						184	H Illinois	51 74				
						225	A Sacramento St.	85 88				
						240	A Cal St. Fullerton	64 78				
						242	A Hawaii	52 70				
						242	H Hawaii	54 71				
						247	N San Francisco	62 65				
						263	A Long Beach St.	58 61				
						263	H Long Beach St.	66 59				
						296	H UC Santa Barbara	75 67				
						342	A Seattle U	60 50				
LAST 12 Division I GAMES:												
161	A CSUN	52 68	240	A Cal St. Fullerton	64 78							
82	H UC Davis	61 85	263	A Long Beach St.	58 61							
263	H Long Beach St.	66 59	296	H UC Santa Barbara	75 67							
242	A Hawaii	52 70	160	H UC Irvine	59 75							
160	A UC Irvine	57 73	40	A UCLA	35 81							
242	H Hawaii	54 71	342	A Seattle U	60 50							

Non-Div I Games: Academy of Art 87 65

Cal Poly

■ Loss,
 ■ Non-Conf,
 ■ S Site,
 ■ H Home
 ■ A Away
 N Neutral

Average RPI Win:	280	WON-LOST	WINNING	LAST 10	STRENGTH OF	OPP. STRENGTH	TEAM	ADJ.	CONF.	ADJ CONF.
Average RPI Loss:	154	RECORD	PCT. RANK	GAMES	SCHEDULE	OF SCHEDULE	RPI	RPI	RPI	RPI
DIV. I ONLY	10- 11	184	0- 1	303	253	240	240	20	20	
DIV. I NON-CONF.	7- 5	132	0- 0	323	271	230	230	20	20	
TOTALS	RPI 1-25	RPI 26-50	W-L RECORDS	RPI 51-100	RPI 101-150	RPI 150+				
10- 11	0- 0	0- 0	OVERALL	0- 3	0- 1	10- 7				
5- 5	0- 0	0- 0	HOME	0- 2	0- 0	5- 3				
5- 6	0- 0	0- 0	AWAY	0- 1	0- 1	5- 4				
0- 0	0- 0	0- 0	NEUTRAL	0- 0	0- 0	0- 0				
7- 5	0- 0	0- 0	NON-CONFERENCE	0- 1	0- 1	7- 3				
3- 3	0- 0	0- 0	HOME	0- 1	0- 0	3- 2				
4- 2	0- 0	0- 0	AWAY	0- 0	0- 1	4- 1				
0- 0	0- 0	0- 0	NEUTRAL	0- 0	0- 0	0- 0				
3- 6	0- 0	0- 0	CONFERENCE	0- 2	0- 0	3- 4				
2- 2	0- 0	0- 0	HOME	0- 1	0- 0	2- 1				
1- 4	0- 0	0- 0	AWAY	0- 1	0- 0	1- 3				
0- 0	0- 0	0- 0	NEUTRAL	0- 0	0- 0	0- 0				

RPI 1-25				RPI 26-50				RPI 51-100				RPI 101+ Team's RPI: 240			
RPI	S	Opponent	Score	RPI	S	Opponent	Score	RPI	S	Opponent	Score	RPI	S	Opponent	Score
								82	A	UC Davis	51 75	143	A	Washington	74 83
								82	H	UC Davis	39 75	160	A	UC Irvine	61 65
								88	H	Pacific	64 72	161	A	CSUN	44 74
												163	A	UC Riverside	59 62
												167	A	Portland	74 83
												185	H	Santa Clara	60 64
												199	H	Dartmouth	67 62
												203	H	San Diego St.	72 83
												242	H	Hawaii	72 68
												259	A	California Baptist	79 65
												260	A	Columbia	61 58
												263	H	Long Beach St.	53 59
												279	H	CSU Bakersfield	64 56
												285	H	Utah Valley	56 55
												296	A	UC Santa Barbara	59 52
												312	H	Cal Poly	78 64
												328	A	Saint Peter's	69 45
												342	A	Seattle U	57 54
LAST 12 Division I GAMES:															
160	A	UC Irvine	61 65	312	H	Cal Poly	78 64								
163	A	UC Riverside	59 62	82	A	UC Davis	51 75								
263	H	Long Beach St.	53 59	242	H	Hawaii	72 68								
161	A	CSUN	44 74	285	H	Utah Valley	56 55								
82	H	UC Davis	39 75	88	H	Pacific	64 72								
296	A	UC Santa Barbara	59 52	328	A	Saint Peter's	69 45								

Non-Div I Games: Antelope Valley 77 65

Cal St. Fullerton

■ Loss,
■ Non-Conf,
■ S Site,
■ H Home
■ A Away
N Neutral

California

Through Games Of Feb. 14, 2019

Average RPI Win:	122	WON-LOST	WINNING	LAST 10	STRENGTH OF	OPP. STRENGTH	TEAM	ADJ.	CONF.	ADJ CONF.
Average RPI Loss:	35	RECORD	PCT. RANK	GAMES	SCHEDULE	OF SCHEDULE	RPI	RPI	RPI	RPI
DIV. I ONLY	14- 9	113	0- 1	15	9	34	34	2	2	
DIV. I NON-CONF.	9- 2	43	0- 0	50	36	25	25	2	2	
TOTALS	RPI 1-25	RPI 26-50	W-L RECORDS	RPI 51-100	RPI 101-150	RPI 150+				
14- 9	1- 4	2- 2	OVERALL	2- 3	6- 0	3- 0				
7- 5	1- 2	0- 2	HOME	1- 1	3- 0	2- 0				
5- 4	0- 2	2- 0	AWAY	0- 2	2- 0	1- 0				
2- 0	0- 0	0- 0	NEUTRAL	1- 0	1- 0	0- 0				
9- 2	0- 1	2- 0	NON-CONFERENCE	1- 1	3- 0	3- 0				
3- 2	0- 1	0- 0	HOME	0- 1	1- 0	2- 0				
4- 0	0- 0	2- 0	AWAY	0- 0	1- 0	1- 0				
2- 0	0- 0	0- 0	NEUTRAL	1- 0	1- 0	0- 0				
5- 7	1- 3	0- 2	CONFERENCE	1- 2	3- 0	0- 0				
4- 3	1- 1	0- 2	HOME	1- 0	2- 0	0- 0				
1- 4	0- 2	0- 0	AWAY	0- 2	1- 0	0- 0				
0- 0	0- 0	0- 0	NEUTRAL	0- 0	0- 0	0- 0				

RPI S	Opponent	Score	RPI S	Opponent	Score	Team's RPI: 34	RPI S	Opponent	Score	RPI S	Opponent	Score
4	H Oregon	82 105	30	H Oregon St.	74 82		52	A Utah	74 87	103	H Houston	80 79
5	A Stanford	50 75	38	A BYU	70 52		55	H Southern California	66 59	124	H Washington St.	77 63
5	H Stanford	81 80	40	H UCLA	79 84		79	A Arizona	55 60	129	N Tulane	65 57
6	H UConn	66 76	47	A Saint Mary's (CA)	81 78		87	H Harvard	79 85	138	A Penn St.	75 58
16	A Arizona St.	61 62					88	N Pacific	81 69	140	A Colorado	80 60
										143	H Washington	79 70
										161	H CSUN	67 42
										241	A San Diego	70 53
										296	H UC Santa Barbara	69 45
LAST 12 Division I GAMES:												
30	H Oregon St.	74 82	143	H Washington	79 70							
4	H Oregon	82 105	124	H Washington St.	77 63							
5	A Stanford	50 75	16	A Arizona St.	61 62							
5	H Stanford	81 80	79	A Arizona	55 60							
140	A Colorado	80 60	55	H Southern California	66 59							
52	A Utah	74 87	40	H UCLA	79 84							

Non-Div I Games:

California

■ Loss,
■ Non-Conf, S Site,
■ Home
■ Away
N Neutral

Average RPI Win:	284	WON-LOST	WINNING	LAST 10	STRENGTH OF	OPP. STRENGTH	TEAM	ADJ.	CONF.	ADJ CONF.
Average RPI Loss:	192	RECORD	PCT. RANK	GAMES	SCHEDULE	OF SCHEDULE	RPI	RPI	RPI	RPI
DIV. I ONLY	9- 10	191	1- 0	331	308	259	259	30	30	
DIV. I NON-CONF.	3- 6	241	0- 0	249	221	255	255	30	30	
TOTALS	RPI 1-25	RPI 26-50	W-L RECORDS	RPI 51-100	RPI 101-150	RPI 150+				
9- 10	0- 0	0- 1	OVERALL	0- 1	0- 0	9- 8				
4- 3	0- 0	0- 0	HOME	0- 1	0- 0	4- 2				
5- 6	0- 0	0- 0	AWAY	0- 0	0- 0	5- 6				
0- 1	0- 0	0- 1	NEUTRAL	0- 0	0- 0	0- 0				
3- 6	0- 0	0- 1	NON-CONFERENCE	0- 1	0- 0	3- 4				
1- 2	0- 0	0- 0	HOME	0- 1	0- 0	1- 1				
2- 3	0- 0	0- 0	AWAY	0- 0	0- 0	2- 3				
0- 1	0- 0	0- 1	NEUTRAL	0- 0	0- 0	0- 0				
6- 4	0- 0	0- 0	CONFERENCE	0- 0	0- 0	6- 4				
3- 1	0- 0	0- 0	HOME	0- 0	0- 0	3- 1				
3- 3	0- 0	0- 0	AWAY	0- 0	0- 0	3- 3				
0- 0	0- 0	0- 0	NEUTRAL	0- 0	0- 0	0- 0				

RPI 1-25			RPI 26-50			RPI 51-100			RPI 101+			Team's RPI: 259
RPI	S	Opponent	Score	RPI	S	Opponent	Score	RPI	S	Opponent	Score	
				38	N	BYU	69 76	93	H	Idaho St.	57 72	
								155	A	New Mexico St.	69 76	
								161	A	CSUN	67 73	
								163	H	UC Riverside	65 57	
								203	A	San Diego St.	67 83	
								223	A	UTRGV	56 60	
								232	A	UMKC	95 92	
								232	H	UMKC	74 78	
								236	A	Northern Ariz.	88 91	
								240	H	Cal St. Fullerton	65 79	
								263	A	Long Beach St.	85 83	
								279	A	CSU Bakersfield	68 45	
								285	H	Utah Valley	83 54	
								296	A	UC Santa Barbara	76 64	
								337	A	Grand Canyon	71 75	
								342	H	Seattle U	100 83	
								348	A	Chicago St.	93 67	
								348	H	Chicago St.	89 52	
LAST 12 Division I GAMES:												
				232	A	UMKC	95 92	348	H	Chicago St.	89 52	
				348	A	Chicago St.	93 67	232	H	UMKC	74 78	
				342	H	Seattle U	100 83	223	A	UTRGV	56 60	
				285	H	Utah Valley	83 54	155	A	New Mexico St.	69 76	
				337	A	Grand Canyon	71 75	296	A	UC Santa Barbara	76 64	
				279	A	CSU Bakersfield	68 45	163	H	UC Riverside	65 57	

Non-Div I Games: La Sierra 91 44 Notre Dame de Namur 80 47 Fresno Pacific 93 71 Westcliff 133 43
California Baptist

Loss, Non-Conf, S Site, H Home A Away N Neutral

Average RPI Win:	296	WON-LOST	WINNING	LAST 10	STRENGTH OF	OPP. STRENGTH	TEAM	ADJ.	CONF.	ADJ CONF.
Average RPI Loss:	169	RECORD	PCT. RANK	GAMES	SCHEDULE	OF SCHEDULE	RPI	RPI	RPI	RPI
DIV. I ONLY	12- 9	131	1- 0	325	311	237	237	28	28	
DIV. I NON-CONF.	6- 3	91	1- 0	333	303	220	220	29	29	
TOTALS	RPI 1-25	RPI 26-50	W-L RECORDS	RPI 51-100	RPI 101-150	RPI 150+				
12- 9	0- 0	0- 0	OVERALL	0- 2	0- 2	12- 5				
6- 5	0- 0	0- 0	HOME	0- 2	0- 0	6- 3				
5- 4	0- 0	0- 0	AWAY	0- 0	0- 2	5- 2				
1- 0	0- 0	0- 0	NEUTRAL	0- 0	0- 0	1- 0				
6- 3	0- 0	0- 0	NON-CONFERENCE	0- 1	0- 1	6- 1				
2- 2	0- 0	0- 0	HOME	0- 1	0- 0	2- 1				
3- 1	0- 0	0- 0	AWAY	0- 0	0- 1	3- 0				
1- 0	0- 0	0- 0	NEUTRAL	0- 0	0- 0	1- 0				
6- 6	0- 0	0- 0	CONFERENCE	0- 1	0- 1	6- 4				
4- 3	0- 0	0- 0	HOME	0- 1	0- 0	4- 2				
2- 3	0- 0	0- 0	AWAY	0- 0	0- 1	2- 2				
0- 0	0- 0	0- 0	NEUTRAL	0- 0	0- 0	0- 0				

RPI 1-25				RPI 26-50				RPI 51-100				RPI 101+ Team's RPI: 237			
RPI	S	Opponent	Score	RPI	S	Opponent	Score	RPI	S	Opponent	Score	RPI	S	Opponent	Score
								70	H	Old Dominion	59 83	105	A	Boston College	56 76
								92	H	Radford	52 56	130	A	High Point	60 65
												179	A	Hampton	50 61
												179	H	Hampton	52 46
												197	A	UNC Asheville	52 60
												197	H	UNC Asheville	49 48
												230	H	Howard	64 69
												246	H	Gardner-Webb	38 52
												269	A	Norfolk St.	57 49
												271	H	Winthrop	46 59
												292	H	Col. of Charleston	66 65
												308	H	UNC Greensboro	53 49
												313	N	Omaha	65 52
												318	A	FIU	59 54
												319	A	Charleston So.	60 58
												333	H	Presbyterian	51 46
												339	A	Western Caro.	63 37
												340	A	Longwood	66 60
												343	H	USC Upstate	61 41
LAST 12 Division I GAMES:															
318	A	FIU	59 54	130	A	High Point	60 65								
179	A	Hampton	50 61	179	H	Hampton	52 46								
197	H	UNC Asheville	49 48	271	H	Winthrop	46 59								
343	H	USC Upstate	61 41	197	A	UNC Asheville	52 60								
340	A	Longwood	66 60	319	A	Charleston So.	60 58								
92	H	Radford	52 56	246	H	Gardner-Webb	38 52								

Non-Div I Games: William Peace 65 36 Columbia (SC) 93 46

Campbell

Loss, Non-Conf, S Site, H Home A Away N Neutral

Average RPI Win: 288	WON-LOST	WINNING	LAST 10	STRENGTH OF	OPP. STRENGTH	TEAM	ADJ.	CONF.	ADJ CONF.
Average RPI Loss: 173	RECORD	PCT. RANK	GAMES	SCHEDULE	OF SCHEDULE	RPI	RPI	RPI	RPI
DIV. I ONLY	9- 15	244	0- 1	275	269	278	278	26	26
DIV. I NON-CONF.	2- 9	297	0- 0	202	262	309	309	27	27
TOTALS	RPI 1-25	RPI 26-50	W-L RECORDS	RPI 51-100	RPI 101-150	RPI 150+			
9- 15	0- 0	0- 1	OVERALL	0- 3	0- 3	9- 8			
5- 7	0- 0	0- 1	HOME	0- 2	0- 2	5- 2			
4- 8	0- 0	0- 0	AWAY	0- 1	0- 1	4- 6			
0- 0	0- 0	0- 0	NEUTRAL	0- 0	0- 0	0- 0			
2- 9	0- 0	0- 1	NON-CONFERENCE	0- 1	0- 2	2- 5			
1- 5	0- 0	0- 1	HOME	0- 1	0- 1	1- 2			
1- 4	0- 0	0- 0	AWAY	0- 0	0- 1	1- 3			
0- 0	0- 0	0- 0	NEUTRAL	0- 0	0- 0	0- 0			
7- 6	0- 0	0- 0	CONFERENCE	0- 2	0- 1	7- 3			
4- 2	0- 0	0- 0	HOME	0- 1	0- 1	4- 0			
3- 4	0- 0	0- 0	AWAY	0- 1	0- 0	3- 3			
0- 0	0- 0	0- 0	NEUTRAL	0- 0	0- 0	0- 0			

RPI S	Opponent	Score	RPI S	Opponent	Score	RPI S	Opponent	Score	RPI S	Opponent	Score	Team's RPI: 278
31	H Buffalo	66 84	59	H Miami (OH)	59 62	125	H Youngstown St.	36 62				
			64	A Quinnipiac	51 68	141	A Akron	53 62				
			64	H Quinnipiac	42 55	146	H Marist	66 71				
						178	A Rider	62 49				
						210	H Bowling Green	53 74				
						214	A Monmouth	61 67				
						223	H UTRGV	53 57				
						233	A St. Bonaventure	94 100				
						234	A Albany (NY)	48 42				
						235	A Niagara	52 74				
						256	A Colgate	53 67				
						267	H Vermont	67 46				
						293	A Fairfield	65 72				
						293	H Fairfield	53 50				
						299	A Oakland	60 71				
						301	H Manhattan	47 44				
						328	A Saint Peter's	75 62				
						328	H Saint Peter's	78 59				
						331	A Iona	48 40				
						331	H Iona	67 47				
LAST 12 Division I GAMES:												
235	A Niagara	52 74	214	A Monmouth	61 67							
64	A Quinnipiac	51 68	64	H Quinnipiac	42 55							
293	A Fairfield	65 72	293	H Fairfield	53 50							
328	H Saint Peter's	78 59	328	A Saint Peter's	75 62							
331	H Iona	67 47	331	A Iona	48 40							
178	A Rider	62 49	146	H Marist	66 71							

Non-Div I Games:

Canisius

■ Loss,
 ■ Non-Conf,
 ■ S Site,
 ■ H Home
 ■ A Away
 N Neutral

Central Ark.

Through Games Of Feb. 14, 2019

Average RPI Win:	323	WON-LOST	WINNING	LAST 10	STRENGTH OF	OPP. STRENGTH	TEAM	ADJ.	CONF.	ADJ CONF.
Average RPI Loss:	153	RECORD	PCT. RANK	GAMES	SCHEDULE	OF SCHEDULE	RPI	RPI	RPI	RPI
DIV. I ONLY	6- 12	261	1- 0	270	288	280	280	25	25	
DIV. I NON-CONF.	1- 5	311	0- 0	228	160	281	281	23	23	
TOTALS	RPI 1-25	RPI 26-50	W-L RECORDS	RPI 51-100	RPI 101-150	RPI 150+				
6- 12	0- 1	0- 0	OVERALL	0- 3	0- 1	6- 7				
3- 4	0- 0	0- 0	HOME	0- 1	0- 1	3- 2				
3- 8	0- 1	0- 0	AWAY	0- 2	0- 0	3- 5				
0- 0	0- 0	0- 0	NEUTRAL	0- 0	0- 0	0- 0				
1- 5	0- 1	0- 0	NON-CONFERENCE	0- 1	0- 1	1- 2				
0- 1	0- 0	0- 0	HOME	0- 0	0- 1	0- 0				
1- 4	0- 1	0- 0	AWAY	0- 1	0- 0	1- 2				
0- 0	0- 0	0- 0	NEUTRAL	0- 0	0- 0	0- 0				
5- 7	0- 0	0- 0	CONFERENCE	0- 2	0- 0	5- 5				
3- 3	0- 0	0- 0	HOME	0- 1	0- 0	3- 2				
2- 4	0- 0	0- 0	AWAY	0- 1	0- 0	2- 3				
0- 0	0- 0	0- 0	NEUTRAL	0- 0	0- 0	0- 0				

RPI	S	Opponent	Score	RPI	S	Opponent	Score	RPI	S	Opponent	Score	RPI	S	Opponent	Score	Team's RPI: 280
19	A	Texas A&M	27 84					58	A	Kansas St.	54 70	112	H	South Alabama	50 58	
								61	H	SFA	53 59	156	A	Abilene Christian	70 77	
								67	A	Lamar University	37 57	158	A	Oklahoma	52 65	
												181	H	Nicholls St.	60 64	
												182	A	Sam Houston St.	62 66	
												264	H	A&M-Corpus Christi	65 73	
												286	A	Southeastern La.	53 62	
												286	H	Southeastern La.	75 33	
												288	A	Jackson St.	56 65	
												315	A	New Orleans	62 60	
												317	H	Incarinate Word	74 43	
												329	H	Northwestern St.	74 52	
												338	A	Houston Baptist	77 58	
												350	A	Alcorn	57 46	
LAST 12 Division I GAMES:																
338	A	Houston Baptist	77 58	181	H	Nicholls St.	60 64									
286	H	Southeastern La.	75 33	317	H	Incarinate Word	74 43									
329	H	Northwestern St.	74 52	67	A	Lamar University	37 57									
61	H	SFA	53 59	182	A	Sam Houston St.	62 66									
156	A	Abilene Christian	70 77	286	A	Southeastern La.	53 62									
315	A	New Orleans	62 60	264	H	A&M-Corpus Christi	65 73									

Non-Div I Games: Central Baptist 55 34 Crowley's Ridge 91 33 Williams Baptist 70 35 Hendrix 72 40
Central Ark.

Loss, Non-Conf, S Site, H Home A Away N Neutral

Average RPI Win:	288	WON-LOST	WINNING	LAST 10	STRENGTH OF	OPP. STRENGTH	TEAM	ADJ.	CONF.	ADJ CONF.
Average RPI Loss:	195	RECORD	PCT. RANK	GAMES	SCHEDULE	OF SCHEDULE	RPI	RPI	RPI	RPI
DIV. I ONLY	6- 15	283	0- 1	281	309	304	304	31	31	
DIV. I NON-CONF.	3- 7	256	0- 0	144	197	219	219	31	31	
TOTALS	RPI 1-25	RPI 26-50	W-L RECORDS	RPI 51-100	RPI 101-150	RPI 150+				
6- 15	0- 0	0- 2	OVERALL	0- 1	0- 1	6- 11				
4- 5	0- 0	0- 1	HOME	0- 0	0- 1	4- 3				
2- 10	0- 0	0- 1	AWAY	0- 1	0- 0	2- 8				
0- 0	0- 0	0- 0	NEUTRAL	0- 0	0- 0	0- 0				
3- 7	0- 0	0- 2	NON-CONFERENCE	0- 1	0- 1	3- 3				
1- 3	0- 0	0- 1	HOME	0- 0	0- 1	1- 1				
2- 4	0- 0	0- 1	AWAY	0- 1	0- 0	2- 2				
0- 0	0- 0	0- 0	NEUTRAL	0- 0	0- 0	0- 0				
3- 8	0- 0	0- 0	CONFERENCE	0- 0	0- 0	3- 8				
3- 2	0- 0	0- 0	HOME	0- 0	0- 0	3- 2				
0- 6	0- 0	0- 0	AWAY	0- 0	0- 0	0- 6				
0- 0	0- 0	0- 0	NEUTRAL	0- 0	0- 0	0- 0				

RPI S	Opponent	Score	RPI S	Opponent	Score	RPI S	Opponent	Score	RPI S	Opponent	Score	Team's RPI: 304
26	A Rutgers	44 73	26	A Rutgers	44 73	75	A Yale	46 58	107	H Hartford	52 54	
31	H Buffalo	69 82	31	H Buffalo	69 82				152	H Lehigh	62 88	
									204	A Massachusetts	59 74	
									216	A Robert Morris	40 60	
									216	H Robert Morris	57 64	
									218	A Saint Francis (PA)	68 83	
									218	H Saint Francis (PA)	73 62	
									226	A Sacred Heart	61 66	
									229	A Brown	63 68	
									234	A Albany (NY)	60 53	
									265	A Mt. St. Mary's	53 84	
									297	A Morgan St.	60 36	
									307	A Bryant	60 72	
									307	H Bryant	66 65	
									309	H Wagner	63 75	
									320	H New Hampshire	56 47	
									344	A Fairleigh Dickinson	67 74	
									351	H LIU Brooklyn	63 57	
LAST 12 Division I GAMES:												
216	A Robert Morris	40 60	218	H Saint Francis (PA)	73 62							
218	A Saint Francis (PA)	68 83	265	A Mt. St. Mary's	53 84							
307	H Bryant	66 65	344	A Fairleigh Dickinson	67 74							
351	H LIU Brooklyn	63 57	309	H Wagner	63 75							
307	A Bryant	60 72	226	A Sacred Heart	61 66							
216	H Robert Morris	57 64	107	H Hartford	52 54							

Non-Div I Games:

Central Conn. St.

■ Loss,
 ■ Non-Conf, S Site,
 ■ Home
 ■ Away
 N Neutral

Average RPI Win:	137	WON-LOST	WINNING	LAST 10	STRENGTH OF	OPP. STRENGTH	TEAM	ADJ.	CONF.	ADJ CONF.
Average RPI Loss:	54	RECORD	PCT. RANK	GAMES	SCHEDULE	OF SCHEDULE	RPI	RPI	RPI	RPI
DIV. I ONLY	17- 6	52	1- 0	35	66	27	27	7	7	
DIV. I NON-CONF.	9- 3	61	0- 0	91	6	41	41	8	8	
TOTALS	RPI 1-25	RPI 26-50	W-L RECORDS	RPI 51-100	RPI 101-150	RPI 150+				
17- 6	2- 1	2- 2	OVERALL	4- 2	3- 1	6- 0				
7- 4	1- 1	1- 2	HOME	0- 1	2- 0	3- 0				
9- 1	1- 0	1- 0	AWAY	4- 1	0- 0	3- 0				
1- 1	0- 0	0- 0	NEUTRAL	0- 0	1- 1	0- 0				
9- 3	2- 1	0- 1	NON-CONFERENCE	2- 0	2- 1	3- 0				
3- 2	1- 1	0- 1	HOME	0- 0	1- 0	1- 0				
5- 0	1- 0	0- 0	AWAY	2- 0	0- 0	2- 0				
1- 1	0- 0	0- 0	NEUTRAL	0- 0	1- 1	0- 0				
8- 3	0- 0	2- 1	CONFERENCE	2- 2	1- 0	3- 0				
4- 2	0- 0	1- 1	HOME	0- 1	1- 0	2- 0				
4- 1	0- 0	1- 0	AWAY	2- 1	0- 0	1- 0				
0- 0	0- 0	0- 0	NEUTRAL	0- 0	0- 0	0- 0				

RPI 1-25				RPI 26-50				Team's RPI: 27				RPI 51-100				RPI 101+			
RPI	S	Opponent	Score	RPI	S	Opponent	Score	RPI	S	Opponent	Score	RPI	S	Opponent	Score	RPI	S	Opponent	Score
3	H	Louisville	68 72	28	H	South Dakota St.	71 80	59	H	Miami (OH)	67 70	127	H	Western Ky.	108 90				
15	H	UCF	75 68	31	H	Buffalo	76 65	64	A	Quinnipiac	67 52	129	N	Tulane	57 68				
21	A	Miami (FL)	90 80	33	A	Ohio	88 70	74	A	Toledo	59 62	141	H	Akron	94 71				
				33	H	Ohio	75 78	81	A	Kent St.	82 75	144	N	Chattanooga	73 50				
								98	A	Northern Ill.	89 66	187	A	Vanderbilt	66 57				
								100	A	Virginia	74 61	191	H	Ball St.	81 63				
												196	H	Eastern Mich.	71 61				
												277	A	Western Mich.	87 53				
												299	H	Oakland	104 61				
												331	A	Iona	82 39				
LAST 12 Division I GAMES:																			
191	H	Ball St.	81 63	81	A	Kent St.	82 75	59	H	Miami (OH)	67 70								
277	A	Western Mich.	87 53					98	A	Northern Ill.	89 66								
33	H	Ohio	75 78	33	A	Ohio	88 70	141	H	Akron	94 71								
31	H	Buffalo	76 65	196	H	Eastern Mich.	71 61	21	A	Miami (FL)	90 80								
74	A	Toledo	59 62																

Non-Div I Games:

Central Mich.

■ Loss,
■ Non-Conf, S Site,
■ Home
■ Away
N Neutral

Charleston So.

Through Games Of Feb. 14, 2019

Average RPI Win:	311	WON-LOST	WINNING	LAST 10	STRENGTH OF	OPP. STRENGTH	TEAM	ADJ.	CONF.	ADJ CONF.
Average RPI Loss:	200	RECORD	PCT. RANK	GAMES	SCHEDULE	OF SCHEDULE	RPI	RPI	RPI	RPI
DIV. I ONLY	5- 15	301	0- 1	294	333	319	319	28	28	
DIV. I NON-CONF.	0- 8	336	0- 0	285	321	348	348	29	29	
TOTALS	RPI 1-25	RPI 26-50	W-L RECORDS	RPI 51-100	RPI 101-150	RPI 150+				
5- 15	0- 0	0- 0	OVERALL	0- 1	0- 4	5- 10				
2- 7	0- 0	0- 0	HOME	0- 1	0- 2	2- 4				
3- 8	0- 0	0- 0	AWAY	0- 0	0- 2	3- 6				
0- 0	0- 0	0- 0	NEUTRAL	0- 0	0- 0	0- 0				
0- 8	0- 0	0- 0	NON-CONFERENCE	0- 0	0- 2	0- 6				
0- 3	0- 0	0- 0	HOME	0- 0	0- 1	0- 2				
0- 5	0- 0	0- 0	AWAY	0- 0	0- 1	0- 4				
0- 0	0- 0	0- 0	NEUTRAL	0- 0	0- 0	0- 0				
5- 7	0- 0	0- 0	CONFERENCE	0- 1	0- 2	5- 4				
2- 4	0- 0	0- 0	HOME	0- 1	0- 1	2- 2				
3- 3	0- 0	0- 0	AWAY	0- 0	0- 1	3- 2				
0- 0	0- 0	0- 0	NEUTRAL	0- 0	0- 0	0- 0				

RPI S	Opponent	Score	RPI S	Opponent	Score	RPI S	Opponent	Score	RPI S	Opponent	Score	Team's RPI: 319
						92	H Radford	41 67	108	A Georgia	75 83	
									128	H Tennessee Tech	55 77	
									130	A High Point	64 71	
									130	H High Point	62 69	
									154	H Davidson	34 72	
									179	H Hampton	66 74	
									197	H UNC Asheville	70 59	
									212	A Florida	60 70	
									237	H Campbell	58 60	
									246	A Gardner-Webb	65 75	
									248	H Jacksonville	58 68	
									271	A Winthrop	52 57	
									273	A North Florida	76 82	
									292	A Col. of Charleston	52 79	
									306	A South Carolina St.	58 67	
									333	A Presbyterian	63 55	
									340	A Longwood	81 74	
									343	A USC Upstate	78 75	
									343	H USC Upstate	74 62	
LAST 12 Division I GAMES:												
130	H	High Point	62	69	343	A	USC Upstate	78	75			
343	H	USC Upstate	74	62	92	H	Radford	41	67			
197	H	UNC Asheville	70	59	340	A	Longwood	81	74			
333	A	Presbyterian	63	55	237	H	Campbell	58	60			
246	A	Gardner-Webb	65	75	271	A	Winthrop	52	57			
130	A	High Point	64	71	179	H	Hampton	66	74			

Non-Div I Games: Converse 101 50 Columbia (SC) 89 57 Erskine 74 50

Charleston So.

Loss, Non-Conf, S Site, H Home A Away N Neutral

Average RPI Win: 218	WON-LOST	WINNING	LAST 10	STRENGTH OF	OPP. STRENGTH	TEAM	ADJ.	CONF.	ADJ CONF.
Average RPI Loss: 131	RECORD	PCT. RANK	GAMES	SCHEDULE	OF SCHEDULE	RPI	RPI	RPI	RPI
DIV. I ONLY	13- 11	150	1- 0	122	212	151	151	14	14
DIV. I NON-CONF.	8- 4	91	1- 0	79	276	73	73	17	17
TOTALS	RPI 1-25	RPI 26-50	W-L RECORDS	RPI 51-100	RPI 101-150	RPI 150+			
13- 11	0- 0	0- 1	OVERALL	1- 2	1- 4	11- 4			
11- 2	0- 0	0- 0	HOME	1- 1	1- 1	9- 0			
1- 9	0- 0	0- 1	AWAY	0- 1	0- 3	1- 4			
1- 0	0- 0	0- 0	NEUTRAL	0- 0	0- 0	1- 0			
8- 4	0- 0	0- 0	NON-CONFERENCE	1- 1	0- 2	7- 1			
6- 1	0- 0	0- 0	HOME	1- 0	0- 1	5- 0			
1- 3	0- 0	0- 0	AWAY	0- 1	0- 1	1- 1			
1- 0	0- 0	0- 0	NEUTRAL	0- 0	0- 0	1- 0			
5- 7	0- 0	0- 1	CONFERENCE	0- 1	1- 2	4- 3			
5- 1	0- 0	0- 0	HOME	0- 1	1- 0	4- 0			
0- 6	0- 0	0- 1	AWAY	0- 0	0- 2	0- 3			
0- 0	0- 0	0- 0	NEUTRAL	0- 0	0- 0	0- 0			

RPI S	Opponent	Score	RPI S	Opponent	Score	RPI S	Opponent	Score	RPI S	Opponent	Score	Team's RPI: 151
			36 Rice		51 61	51 Middle Tenn.		55 62	117 Wake Forest		43 69	
						76 Wright St.		88 85	119 UAB		60 56	
						100 Virginia		61 65	120 Fordham		64 71	
									127 Western Ky.		58 76	
									150 Louisiana Tech		51 88	
									152 Lehigh		62 60	
									154 Davidson		78 66	
									159 Mercer		40 57	
									174 North Texas		63 68	
									190 Southern Miss.		54 65	
									195 East Carolina		52 46	
									197 UNC Asheville		70 53	
									217 Marshall		62 63	
									239 Bethune-Cookman		73 69	
									243 N Liberty		63 61	
									270 UTEP		62 39	
									281 Wofford		85 63	
									295 Fla. Atlantic		68 47	
									300 UTSA		66 54	
									318 FIU		69 54	
LAST 12 Division I GAMES:												
			152 Lehigh		62 60	300 UTSA		66 54				
			119 UAB		60 56	150 Louisiana Tech		51 88				
			51 Middle Tenn.		55 62	190 Southern Miss.		54 65				
			174 North Texas		63 68	295 Fla. Atlantic		68 47				
			36 Rice		51 61	318 FIU		69 54				
			270 UTEP		62 39	217 Marshall		62 63				

Non-Div I Games:

Charlotte

Chattanooga

Through Games Of Feb. 14, 2019

Average RPI Win:	235	WON-LOST	WINNING	LAST 10	STRENGTH OF	OPP. STRENGTH	TEAM	ADJ.	CONF.	ADJ CONF.
Average RPI Loss:	88	RECORD	PCT. RANK	GAMES	SCHEDULE	OF SCHEDULE	RPI	RPI	RPI	RPI
DIV. I ONLY	10- 13	211	1- 0	46	169	144	144	27	27	
DIV. I NON-CONF.	4- 10	264	1- 0	3	63	88	88	24	24	
TOTALS	RPI 1-25	RPI 26-50	W-L RECORDS	RPI 51-100	RPI 101-150	RPI 150+				
10- 13	0- 3	0- 2	OVERALL	1- 3	0- 2	9- 3				
6- 5	0- 2	0- 1	HOME	0- 1	0- 1	6- 0				
2- 6	0- 1	0- 0	AWAY	0- 1	0- 1	2- 3				
2- 2	0- 0	0- 1	NEUTRAL	1- 1	0- 0	1- 0				
4- 10	0- 3	0- 2	NON-CONFERENCE	1- 3	0- 2	3- 0				
1- 5	0- 2	0- 1	HOME	0- 1	0- 1	1- 0				
1- 3	0- 1	0- 0	AWAY	0- 1	0- 1	1- 0				
2- 2	0- 0	0- 1	NEUTRAL	1- 1	0- 0	1- 0				
6- 3	0- 0	0- 0	CONFERENCE	0- 0	0- 0	6- 3				
5- 0	0- 0	0- 0	HOME	0- 0	0- 0	5- 0				
1- 3	0- 0	0- 0	AWAY	0- 0	0- 0	1- 3				
0- 0	0- 0	0- 0	NEUTRAL	0- 0	0- 0	0- 0				

RPI 1-25				RPI 26-50				RPI 51-100				RPI 101+ Team's RPI: 144			
RPI	S	Opponent	Score	RPI	S	Opponent	Score	RPI	S	Opponent	Score	RPI	S	Opponent	Score
3	H	Louisville	49 75	27	N	Central Mich.	50 73	51	N	Middle Tenn.	47 58	122	A	Northern Colo.	65 68
8	H	NC State	58 78	28	H	South Dakota St.	54 71	68	A	Virginia Tech	59 74	132	H	UT Martin	79 81
15	A	UCF	37 75					69	H	Belmont	51 67	159	A	Mercer	58 65
								73	N	Maine	66 61	179	A	Hampton	58 50
												188	N	Saint Louis	71 61
												209	A	Furman	54 61
												209	H	Furman	73 53
												243	H	Liberty	75 60
												254	A	ETSU	54 64
												254	H	ETSU	76 67
												272	A	Samford	73 63
												281	H	Wofford	89 82
												308	H	UNC Greensboro	64 54
												339	H	Western Caro.	72 58
LAST 12 Division I GAMES:															
		73 N Maine	66 61			159 A Mercer	58 65								
		209 A Furman	54 61			209 H Furman	73 53								
		254 A ETSU	54 64			281 H Wofford	89 82								
		308 H UNC Greensboro	64 54			254 H ETSU	76 67								
		339 H Western Caro.	72 58			51 N Middle Tenn.	47 58								
		272 A Samford	73 63			8 H NC State	58 78								

Non-Div I Games: Lee

61 55

Chattanooga

■ Loss,
 ■ Non-Conf, S Site,
 ■ Home
 ■ Away
 N Neutral

Average RPI Win:	337	WON-LOST	WINNING	LAST 10	STRENGTH OF	OPP. STRENGTH	TEAM	ADJ.	CONF.	ADJ CONF.
Average RPI Loss:	222	RECORD	PCT. RANK	GAMES	SCHEDULE	OF SCHEDULE	RPI	RPI	RPI	RPI
DIV. I ONLY	1- 22	348	0- 1	285	336	348	348	30	30	
DIV. I NON-CONF.	0- 13	336	0- 0	204	316	342	342	30	30	
TOTALS	RPI 1-25	RPI 26-50	W-L RECORDS	RPI 51-100	RPI 101-150	RPI 150+				
1- 22	0- 0	0- 0	OVERALL	0- 2	0- 2	1- 18				
1- 10	0- 0	0- 0	HOME	0- 0	0- 1	1- 9				
0- 11	0- 0	0- 0	AWAY	0- 2	0- 1	0- 8				
0- 1	0- 0	0- 0	NEUTRAL	0- 0	0- 0	0- 1				
0- 13	0- 0	0- 0	NON-CONFERENCE	0- 2	0- 2	0- 9				
0- 5	0- 0	0- 0	HOME	0- 0	0- 1	0- 4				
0- 7	0- 0	0- 0	AWAY	0- 2	0- 1	0- 4				
0- 1	0- 0	0- 0	NEUTRAL	0- 0	0- 0	0- 1				
1- 9	0- 0	0- 0	CONFERENCE	0- 0	0- 0	1- 9				
1- 5	0- 0	0- 0	HOME	0- 0	0- 0	1- 5				
0- 4	0- 0	0- 0	AWAY	0- 0	0- 0	0- 4				
0- 0	0- 0	0- 0	NEUTRAL	0- 0	0- 0	0- 0				

RPI 1-25			RPI 26-50			RPI 51-100			RPI 101+			Team's RPI: 348
RPI	S	Opponent	Score	RPI	S	Opponent	Score	RPI	S	Opponent	Score	
						89 A Northwestern	35 97	119 H UAB			45 90	
						98 A Northern Ill.	52 114	135 A Morehead St.			68 104	
								155 H New Mexico St.			66 87	
								157 A Bradley			59 89	
								169 A Xavier			57 91	
								175 A Wisconsin			38 85	
								223 H UTRGV			55 71	
								229 H Brown			65 90	
								232 H UMKC			58 111	
								249 A Loyola Chicago			40 76	
								250 H SIUE			66 82	
								259 A California Baptist			52 89	
								259 H California Baptist			67 93	
								262 N St. Francis Brooklyn			73 110	
								279 A CSU Bakersfield			47 80	
								279 H CSU Bakersfield			56 67	
								285 A Utah Valley			61 76	
								294 H Valparaiso			70 76	
								334 H Evansville			58 67	
								337 H Grand Canyon			50 48	
								342 A Seattle U			54 90	
LAST 12 Division I GAMES:												
279 A		CSU Bakersfield	47 80	279 H		CSU Bakersfield	56 67					
259 H		California Baptist	67 93	337 H		Grand Canyon	50 48					
155 H		New Mexico St.	66 87	259 A		California Baptist	52 89					
223 H		UTRGV	55 71	232 H		UMKC	58 111					
285 A		Utah Valley	61 76	229 H		Brown	65 90					
342 A		Seattle U	54 90	157 A		Bradley	59 89					

Non-Div I Games:

Chicago St.

Average RPI Win:	194	WON-LOST	WINNING	LAST 10	STRENGTH OF	OPP. STRENGTH	TEAM	ADJ.	CONF.	ADJ CONF.
Average RPI Loss:	70	RECORD	PCT. RANK	GAMES	SCHEDULE	OF SCHEDULE	RPI	RPI	RPI	RPI
DIV. I ONLY	16- 8	82	1- 0	106	86	78	78	9	9	
DIV. I NON-CONF.	8- 5	119	0- 0	172	125	131	131	9	9	
TOTALS	RPI 1-25	RPI 26-50	W-L RECORDS	RPI 51-100	RPI 101-150	RPI 150+				
16- 8	0- 3	0- 0	OVERALL	1- 3	4- 1	11- 1				
12- 2	0- 1	0- 0	HOME	1- 1	2- 0	9- 0				
4- 6	0- 2	0- 0	AWAY	0- 2	2- 1	2- 1				
0- 0	0- 0	0- 0	NEUTRAL	0- 0	0- 0	0- 0				
8- 5	0- 0	0- 0	NON-CONFERENCE	1- 3	1- 1	6- 1				
7- 1	0- 0	0- 0	HOME	1- 1	1- 0	5- 0				
1- 4	0- 0	0- 0	AWAY	0- 2	0- 1	1- 1				
0- 0	0- 0	0- 0	NEUTRAL	0- 0	0- 0	0- 0				
8- 3	0- 3	0- 0	CONFERENCE	0- 0	3- 0	5- 0				
5- 1	0- 1	0- 0	HOME	0- 0	1- 0	4- 0				
3- 2	0- 2	0- 0	AWAY	0- 0	2- 0	1- 0				
0- 0	0- 0	0- 0	NEUTRAL	0- 0	0- 0	0- 0				

RPI 1-25				RPI 26-50				RPI 51-100 Team's RPI: 78				RPI 101+			
RPI	S	Opponent	Score	RPI	S	Opponent	Score	RPI	S	Opponent	Score	RPI	S	Opponent	Score
6	A	UConn	38 82					59	A	Miami (OH)	65 78	101	H	VCU	66 54
6	H	UConn	55 65					70	H	Old Dominion	72 76	103	H	Houston	68 57
15	A	UCF	55 56					75	H	Yale	66 52	121	A	Pittsburgh	48 65
								91	A	Ohio St.	56 69	147	A	Tulsa	70 50
												148	A	South Fla.	57 56
												168	H	Temple	72 52
												169	H	Xavier	79 61
												188	A	Saint Louis	51 50
												191	A	Ball St.	63 75
												222	H	SMU	69 57
												230	H	Howard	85 51
												231	A	Memphis	89 69
												231	H	Memphis	80 56
												244	H	Wichita St.	82 54
												254	H	ETSU	77 64
												261	H	Austin Peay	69 48
												324	H	Lipscomb	71 55
LAST 12 Division I GAMES:															
231	A	Memphis	89 69	147	A	Tulsa	70 50								
244	H	Wichita St.	82 54	168	H	Temple	72 52								
6	H	UConn	55 65	15	A	UCF	55 56								
148	A	South Fla.	57 56	6	A	UConn	38 82								
231	H	Memphis	80 56	222	H	SMU	69 57								
103	H	Houston	68 57	230	H	Howard	85 51								

Non-Div I Games:

Cincinnati

Average RPI Win:	136	WON-LOST	WINNING	LAST 10	STRENGTH OF	OPP. STRENGTH	TEAM	ADJ.	CONF.	ADJ CONF.
Average RPI Loss:	45	RECORD	PCT. RANK	GAMES	SCHEDULE	OF SCHEDULE	RPI	RPI	RPI	RPI
DIV. I ONLY	16- 9	99	1- 0	25	12	46	46	1	1	
DIV. I NON-CONF.	9- 4	85	1- 0	150	112	110	110	1	1	
TOTALS	RPI 1-25	RPI 26-50	W-L RECORDS	RPI 51-100	RPI 101-150	RPI 150+				
16- 9	3- 5	1- 1	OVERALL	2- 1	4- 1	6- 1				
11- 5	1- 3	1- 1	HOME	2- 0	2- 0	5- 1				
4- 3	2- 2	0- 0	AWAY	0- 0	2- 1	0- 0				
1- 1	0- 0	0- 0	NEUTRAL	0- 1	0- 0	1- 0				
9- 4	0- 1	0- 0	NON-CONFERENCE	1- 1	2- 1	6- 1				
8- 1	0- 0	0- 0	HOME	1- 0	2- 0	5- 1				
0- 2	0- 1	0- 0	AWAY	0- 0	0- 1	0- 0				
1- 1	0- 0	0- 0	NEUTRAL	0- 1	0- 0	1- 0				
7- 5	3- 4	1- 1	CONFERENCE	1- 0	2- 0	0- 0				
3- 4	1- 3	1- 1	HOME	1- 0	0- 0	0- 0				
4- 1	2- 1	0- 0	AWAY	0- 0	2- 0	0- 0				
0- 0	0- 0	0- 0	NEUTRAL	0- 0	0- 0	0- 0				

RPI S	Opponent	Score	RPI S	Opponent	Score	Team's RPI: 46	RPI S	Opponent	Score	RPI S	Opponent	Score
1	H Notre Dame	63 101	29	H North Carolina	64 70		53	N Tennessee	66 78	117	A Wake Forest	69 53
3	H Louisville	44 76	43	H Georgia Tech	71 61		69	H Belmont	65 62	121	A Pittsburgh	65 59
8	A NC State	51 54					100	H Virginia	71 65	130	H High Point	83 64
10	H Syracuse	75 84								133	A Alabama	56 76
14	A South Carolina	57 69								142	H Appalachian St.	87 48
18	A Florida St.	57 45								154	H Davidson	80 90
18	H Florida St.	73 68								158	N Oklahoma	74 62
21	A Miami (FL)	76 67								184	H Illinois	69 67
										217	H Marshall	68 54
										227	H Rhode Island	80 67
										281	H Wofford	85 77
										324	H Lipscomb	68 26
LAST 12 Division I GAMES:												
158	N Oklahoma	74 62	8	A NC State	51 54							
18	H Florida St.	73 68	121	A Pittsburgh	65 59							
29	H North Carolina	64 70	43	H Georgia Tech	71 61							
117	A Wake Forest	69 53	18	A Florida St.	57 45							
3	H Louisville	44 76	21	A Miami (FL)	76 67							
1	H Notre Dame	63 101	100	H Virginia	71 65							

Non-Div I Games:

Clemson

Average RPI Win:	300	WON-LOST	WINNING	LAST 10	STRENGTH OF	OPP. STRENGTH	TEAM	ADJ.	CONF.	ADJ CONF.
Average RPI Loss:	139	RECORD	PCT. RANK	GAMES	SCHEDULE	OF SCHEDULE	RPI	RPI	RPI	RPI
DIV. I ONLY	8- 14	248	0- 1	263	232	268	268	21	21	
DIV. I NON-CONF.	1- 8	322	0- 0	101	239	291	291	18	18	
TOTALS	RPI 1-25	RPI 26-50	W-L RECORDS	RPI 51-100	RPI 101-150	RPI 150+				
8- 14	0- 0	0- 1	OVERALL	0- 3	0- 4	8- 6				
5- 4	0- 0	0- 0	HOME	0- 2	0- 1	5- 1				
3- 9	0- 0	0- 1	AWAY	0- 1	0- 2	3- 5				
0- 1	0- 0	0- 0	NEUTRAL	0- 0	0- 1	0- 0				
1- 8	0- 0	0- 1	NON-CONFERENCE	0- 1	0- 1	1- 5				
1- 2	0- 0	0- 0	HOME	0- 1	0- 0	1- 1				
0- 5	0- 0	0- 1	AWAY	0- 0	0- 0	0- 4				
0- 1	0- 0	0- 0	NEUTRAL	0- 0	0- 1	0- 0				
7- 6	0- 0	0- 0	CONFERENCE	0- 2	0- 3	7- 1				
4- 2	0- 0	0- 0	HOME	0- 1	0- 1	4- 0				
3- 4	0- 0	0- 0	AWAY	0- 1	0- 2	3- 1				
0- 0	0- 0	0- 0	NEUTRAL	0- 0	0- 0	0- 0				

RPI S	Opponent	Score	RPI S	Opponent	Score	RPI S	Opponent	Score	RPI S	Opponent	Score	Team's RPI: 268
33	A Ohio	54 72	63	A Green Bay	53 62	123	A IUPUI	36 64	123	H IUPUI	50 75	
			74	H Toledo	60 65	125	A Youngstown St.	55 73	129	N Tulane	72 81	
			76	H Wright St.	65 70	157	H Bradley	65 67	189	H Illinois St.	67 63	
						191	A Ball St.	62 67	194	A Milwaukee	53 59	
						196	A Eastern Mich.	63 69	217	A Marshall	64 86	
						241	A San Diego	82 83	274	H Northern Ky.	76 47	
						299	A Oakland	64 62	299	H Oakland	98 90	
						335	A Detroit Mercy	67 49	335	H Detroit Mercy	67 51	
						336	A UIC	74 48	336	H UIC	71 53	
LAST 12 Division I GAMES:												
123	A IUPUI	36 64	274	H Northern Ky.	76 47							
336	A UIC	74 48	194	A Milwaukee	53 59							
299	H Oakland	98 90	63	A Green Bay	53 62							
335	H Detroit Mercy	67 51	336	H UIC	71 53							
125	A Youngstown St.	55 73	123	H IUPUI	50 75							
76	H Wright St.	65 70	335	A Detroit Mercy	67 49							

Non-Div I Games: Lake Erie 79 49 Salem (WV) 113 81

Cleveland St.

■ Loss,
 ■ Non-Conf, S Site,
 ■ Home
 ■ Away
 N Neutral

Average RPI Win:	265	WON-LOST	WINNING	LAST 10	STRENGTH OF	OPP. STRENGTH	TEAM	ADJ.	CONF.	ADJ CONF.
Average RPI Loss:	102	RECORD	PCT. RANK	GAMES	SCHEDULE	OF SCHEDULE	RPI	RPI	RPI	RPI
DIV. I ONLY	10- 10	163	1- 0	199	209	192	192	12	12	
DIV. I NON-CONF.	6- 3	91	0- 0	290	305	178	178	15	15	
TOTALS	RPI 1-25	RPI 26-50	W-L RECORDS	RPI 51-100	RPI 101-150	RPI 150+				
10- 10	0- 0	0- 2	OVERALL	0- 4	0- 2	10- 2				
6- 4	0- 0	0- 1	HOME	0- 2	0- 1	6- 0				
4- 4	0- 0	0- 0	AWAY	0- 1	0- 1	4- 2				
0- 2	0- 0	0- 1	NEUTRAL	0- 1	0- 0	0- 0				
6- 3	0- 0	0- 1	NON-CONFERENCE	0- 1	0- 0	6- 1				
4- 0	0- 0	0- 0	HOME	0- 0	0- 0	4- 0				
2- 1	0- 0	0- 0	AWAY	0- 0	0- 0	2- 1				
0- 2	0- 0	0- 1	NEUTRAL	0- 1	0- 0	0- 0				
4- 7	0- 0	0- 1	CONFERENCE	0- 3	0- 2	4- 1				
2- 4	0- 0	0- 1	HOME	0- 2	0- 1	2- 0				
2- 3	0- 0	0- 0	AWAY	0- 1	0- 1	2- 1				
0- 0	0- 0	0- 0	NEUTRAL	0- 0	0- 0	0- 0				

RPI 1-25				RPI 26-50				RPI 51-100				RPI 101+				Team's RPI: 192	
RPI	S	Opponent	Score	RPI	S	Opponent	Score	RPI	S	Opponent	Score	RPI	S	Opponent	Score		
				36	N	Rice	52 56	57	N	Auburn	78 84	112	H	South Alabama	78 88		
				50	H	Little Rock	47 60	95	H	Troy	81 82	142	A	Appalachian St.	53 67		
								96	A	UT Arlington	53 79	163	A	UC Riverside	43 62		
								96	H	UT Arlington	64 67	177	A	Texas St.	58 73		
												177	H	Texas St.	77 70		
												183	H	Arkansas St.	88 72		
												210	H	Bowling Green	81 80		
												231	H	Memphis	90 71		
												253	A	Louisiana	76 58		
												298	A	La.-Monroe	79 54		
												306	H	South Carolina St.	57 44		
												308	A	UNC Greensboro	78 71		
												339	H	Western Caro.	77 59		
												341	A	N.C. Central	89 66		
LAST 12 Division I GAMES:																	
				177	H	Texas St.	77 70	142	A	Appalachian St.	53 67						
				96	H	UT Arlington	64 67	96	A	UT Arlington	53 79						
				253	A	Louisiana	76 58	177	A	Texas St.	58 73						
				298	A	La.-Monroe	79 54	112	H	South Alabama	78 88						
				183	H	Arkansas St.	88 72	95	H	Troy	81 82						
				50	H	Little Rock	47 60	308	A	UNC Greensboro	78 71						

Non-Div I Games: N.C. Wesleyan 126 65 Meredith 128 39

Coastal Caro.

■ Loss,
 ■ Non-Conf,
 ■ S Site,
 ■ H Home
 ■ A Away
 N Neutral

Average RPI Win:	255	WON-LOST	WINNING	LAST 10	STRENGTH OF	OPP. STRENGTH	TEAM	ADJ.	CONF.	ADJ CONF.
Average RPI Loss:	176	RECORD	PCT. RANK	GAMES	SCHEDULE	OF SCHEDULE	RPI	RPI	RPI	RPI
DIV. I ONLY	6- 15	283	0- 1	222	275	292	292	10	10	
DIV. I NON-CONF.	3- 7	256	0- 0	305	351	336	336	10	10	
TOTALS	RPI 1-25	RPI 26-50	W-L RECORDS	RPI 51-100	RPI 101-150	RPI 150+				
6- 15	0- 0	0- 1	OVERALL	0- 2	0- 3	6- 9				
4- 7	0- 0	0- 1	HOME	0- 1	0- 1	4- 4				
2- 8	0- 0	0- 0	AWAY	0- 1	0- 2	2- 5				
0- 0	0- 0	0- 0	NEUTRAL	0- 0	0- 0	0- 0				
3- 7	0- 0	0- 0	NON-CONFERENCE	0- 0	0- 1	3- 6				
2- 3	0- 0	0- 0	HOME	0- 0	0- 0	2- 3				
1- 4	0- 0	0- 0	AWAY	0- 0	0- 1	1- 3				
0- 0	0- 0	0- 0	NEUTRAL	0- 0	0- 0	0- 0				
3- 8	0- 0	0- 1	CONFERENCE	0- 2	0- 2	3- 3				
2- 4	0- 0	0- 1	HOME	0- 1	0- 1	2- 1				
1- 4	0- 0	0- 0	AWAY	0- 1	0- 1	1- 2				
0- 0	0- 0	0- 0	NEUTRAL	0- 0	0- 0	0- 0				























































RPI S	Opponent	Score	RPI S	Opponent	Score	RPI S	Opponent	Score	RPI S	Opponent	Score	Team's RPI: 292
35	H James Madison	50 91	77	A Drexel	53 76	106	A UNCW	49 71	114	H Towson	61 77	
			80	H Northeastern	56 87	142	A Appalachian St.	66 80	153	A Delaware	50 74	
						164	A William & Mary	66 54	164	H William & Mary	79 77	
						193	A Elon	68 76	193	H Elon	52 72	
						209	H Furman	67 70	215	A George Mason	52 66	
						237	A Campbell	65 66	252	H Hofstra	70 62	
						271	H Winthrop	64 71	281	A Wofford	58 78	
						306	H South Carolina St.	75 51	319	H Charleston So.	79 52	
						324	A Lipscomb	65 63	333	H Presbyterian	65 71	
LAST 12 Division I GAMES:												
193	H Elon	52 72	35	H James Madison	50 91	114	H Towson	61 77				
164	H William & Mary	79 77	164	A William & Mary	66 54	193	A Elon	68 76				
252	H Hofstra	70 62	80	H Northeastern	56 87	106	A UNCW	49 71				
80	H Northeastern	56 87	153	A Delaware	50 74	215	A George Mason	52 66				
153	A Delaware	50 74	77	A Drexel	53 76							

Non-Div I Games: North Greenville 95 62

Col. of Charleston



■ Loss,
 ■ Non-Conf, S Site,
 ■ Home
 ■ Away
 N Neutral

Average RPI Win: 274	WON-LOST	WINNING	LAST 10	STRENGTH OF	OPP. STRENGTH	TEAM	ADJ.	CONF.	ADJ CONF.
Average RPI Loss: 168	RECORD	PCT. RANK	GAMES	SCHEDULE	OF SCHEDULE	RPI	RPI	RPI	RPI
DIV. I ONLY	9- 13	226	0- 1	265	271	256	256	18	18
DIV. I NON-CONF.	4- 6	212	0- 0	325	338	300	300	22	22
TOTALS	RPI 1-25	RPI 26-50	W-L RECORDS	RPI 51-100	RPI 101-150	RPI 150+			
9- 13	0- 0	0- 1	OVERALL	0- 3	1- 2	8- 7			
5- 5	0- 0	0- 1	HOME	0- 1	0- 1	5- 2			
4- 8	0- 0	0- 0	AWAY	0- 2	1- 1	3- 5			
0- 0	0- 0	0- 0	NEUTRAL	0- 0	0- 0	0- 0			
4- 6	0- 0	0- 0	NON-CONFERENCE	0- 1	0- 1	4- 4			
3- 1	0- 0	0- 0	HOME	0- 0	0- 0	3- 1			
1- 5	0- 0	0- 0	AWAY	0- 1	0- 1	1- 3			
0- 0	0- 0	0- 0	NEUTRAL	0- 0	0- 0	0- 0			
5- 7	0- 0	0- 1	CONFERENCE	0- 2	1- 1	4- 3			
2- 4	0- 0	0- 1	HOME	0- 1	0- 1	2- 1			
3- 3	0- 0	0- 0	AWAY	0- 1	1- 0	2- 2			
0- 0	0- 0	0- 0	NEUTRAL	0- 0	0- 0	0- 0			

RPI S	Opponent	Score	RPI S	Opponent	Score	RPI S	Opponent	Score	RPI S	Opponent	Score	Team's RPI: 256
			41  Bucknell	62  90		75  Yale	61  80		113  Dayton	58  67		
						99  American	57  76		137  Boston U.	81 72		
						99  American	66  71		137  Boston U.	53  61		
									152  Lehigh	58  86		
									205  Holy Cross	70 67		
									206  Navy	52  67		
									206  Navy	49  62		
									215  George Mason	61  64		
									235  Niagara	69  74		
									260  Columbia	84 71		
									278  Canisius	67 53		
									289  Siena	53  55		
									291  Army West Point	70 58		
									303  Loyola Maryland	73 64		
									314  NJIT	53  71		
									321  Lafayette	60 49		
									325  UMass Lowell	61 52		
									344  Fairleigh Dickinson	71 52		
LAST 12 Division I GAMES:												
137  Boston U.	53  61	41  Bucknell	62  90									
206  Navy	52  67	137  Boston U.	81 72									
99  American	66  71	206  Navy	49  62									
291  Army West Point	70 58	321  Lafayette	60 49									
303  Loyola Maryland	73 64	99  American	57  76									
152  Lehigh	58  86	205  Holy Cross	70 67									

Non-Div I Games:

Colgate

 Loss,
  Non-Conf,
  S Site,
  Home
  Away
 N Neutral

Colorado

Through Games Of Feb. 14, 2019

Average RPI Win:	185	WON-LOST	WINNING	LAST 10	STRENGTH OF	OPP. STRENGTH	TEAM	ADJ.	CONF.	ADJ CONF.
Average RPI Loss:	50	RECORD	PCT. RANK	GAMES	SCHEDULE	OF SCHEDULE	RPI	RPI	RPI	RPI
DIV. I ONLY	11- 12	177	1- 0	60	41	140	140	2	2	
DIV. I NON-CONF.	10- 1	17	0- 0	242	149	45	45	2	2	
TOTALS	RPI 1-25	RPI 26-50	W-L RECORDS	RPI 51-100	RPI 101-150	RPI 150+				
11- 12	0- 4	1- 3	OVERALL	1- 3	2- 2	7- 0				
9- 6	0- 2	1- 2	HOME	1- 2	2- 0	5- 0				
1- 6	0- 2	0- 1	AWAY	0- 1	0- 2	1- 0				
1- 0	0- 0	0- 0	NEUTRAL	0- 0	0- 0	1- 0				
10- 1	0- 1	1- 0	NON-CONFERENCE	0- 0	2- 0	7- 0				
8- 0	0- 0	1- 0	HOME	0- 0	2- 0	5- 0				
1- 1	0- 1	0- 0	AWAY	0- 0	0- 0	1- 0				
1- 0	0- 0	0- 0	NEUTRAL	0- 0	0- 0	1- 0				
1- 11	0- 3	0- 3	CONFERENCE	1- 3	0- 2	0- 0				
1- 6	0- 2	0- 2	HOME	1- 2	0- 0	0- 0				
0- 5	0- 1	0- 1	AWAY	0- 1	0- 2	0- 0				
0- 0	0- 0	0- 0	NEUTRAL	0- 0	0- 0	0- 0				

RPI 1-25				RPI 26-50				RPI 51-100				RPI 101+ Team's RPI: 140			
RPI	S	Opponent	Score	RPI	S	Opponent	Score	RPI	S	Opponent	Score	RPI	S	Opponent	Score
4	A	Oregon	43 102	29	H	North Carolina	86 74	52	A	Utah	59 78	122	H	Northern Colo.	77 69
5	H	Stanford	69 80	30	A	Oregon St.	65 89	52	H	Utah	61 76	124	A	Washington St.	48 74
16	H	Arizona St.	70 76	34	H	California	60 80	55	H	Southern California	81 76	126	H	Pepperdine	80 65
21	A	Miami (FL)	58 73	40	H	UCLA	60 64	79	H	Arizona	67 69	143	A	Washington	58 68
LAST 12 Division I GAMES:															
55	H	Southern California	81 76	52	A	Utah	59 78								
40	H	UCLA	60 64	124	A	Washington St.	48 74								
4	A	Oregon	43 102	143	A	Washington	58 68								
30	A	Oregon St.	65 89	16	H	Arizona St.	70 76								
34	H	California	60 80	79	H	Arizona	67 69								
5	H	Stanford	69 80	52	H	Utah	61 76								

Non-Div I Games:

Colorado

Loss, Non-Conf, S Site, H Home A Away N Neutral

Average RPI Win:	237	WON-LOST	WINNING	LAST 10	STRENGTH OF	OPP. STRENGTH	TEAM	ADJ.	CONF.	ADJ CONF.
Average RPI Loss:	124	RECORD	PCT. RANK	GAMES	SCHEDULE	OF SCHEDULE	RPI	RPI	RPI	RPI
DIV. I ONLY	6- 15	283	0- 1	104	140	258	258	15	15	
DIV. I NON-CONF.	4- 5	190	0- 0	44	132	162	162	13	13	
TOTALS	RPI 1-25	RPI 26-50	W-L RECORDS	RPI 51-100	RPI 101-150	RPI 150+				
6- 15	0- 2	0- 2	OVERALL	0- 2	0- 4	6- 5				
6- 6	0- 1	0- 1	HOME	0- 0	0- 2	6- 2				
0- 9	0- 1	0- 1	AWAY	0- 2	0- 2	0- 3				
0- 0	0- 0	0- 0	NEUTRAL	0- 0	0- 0	0- 0				
4- 5	0- 2	0- 1	NON-CONFERENCE	0- 0	0- 2	4- 0				
4- 2	0- 1	0- 0	HOME	0- 0	0- 1	4- 0				
0- 3	0- 1	0- 1	AWAY	0- 0	0- 1	0- 0				
0- 0	0- 0	0- 0	NEUTRAL	0- 0	0- 0	0- 0				
2- 10	0- 0	0- 1	CONFERENCE	0- 2	0- 2	2- 5				
2- 4	0- 0	0- 1	HOME	0- 0	0- 1	2- 2				
0- 6	0- 0	0- 0	AWAY	0- 2	0- 1	0- 3				
0- 0	0- 0	0- 0	NEUTRAL	0- 0	0- 0	0- 0				

RPI 1-25				RPI 26-50				RPI 51-100				RPI 101+ Team's RPI: 258			
RPI	S	Opponent	Score	RPI	S	Opponent	Score	RPI	S	Opponent	Score	RPI	S	Opponent	Score
13	A	Gonzaga	39 50	38	A	BYU	42 51	54	A	New Mexico	58 70	110	A	Fresno St.	54 57
16	H	Arizona St.	39 70	48	H	Wyoming	49 60	56	A	Boise St.	57 70	110	H	Fresno St.	55 66
												122	H	Northern Colo.	47 53
												140	A	Colorado	40 59
												173	H	Denver	84 79
												201	H	UNLV	52 49
												203	A	San Diego St.	45 54
												213	H	Utah St.	53 72
												236	H	Northern Ariz.	65 54
												238	A	Nevada	57 68
												238	H	Nevada	38 62
												266	A	Air Force	48 63
												266	H	Air Force	55 48
												273	H	North Florida	61 59
												275	H	Cornell	56 53
LAST 12 Division I GAMES:															
203	A	San Diego St.	45 54	238	H	Nevada	38 62								
48	H	Wyoming	49 60	213	H	Utah St.	53 72								
238	A	Nevada	57 68	54	A	New Mexico	58 70								
266	H	Air Force	55 48	266	A	Air Force	48 63								
56	A	Boise St.	57 70	110	H	Fresno St.	55 66								
110	A	Fresno St.	54 57	201	H	UNLV	52 49								

Non-Div I Games: Chadron St. 91 38 Eastern N.M. 72 46

Colorado St.

C
o
l
u
m
b
i
a

C
o
l
u
m
b
i
a

Columbia

Page 59

Average RPI Win: 348	WON-LOST	WINNING	LAST 10	STRENGTH OF	OPP. STRENGTH	TEAM	ADJ.	CONF.	ADJ CONF.
Average RPI Loss: 191	RECORD	PCT. RANK	GAMES	SCHEDULE	OF SCHEDULE	RPI	RPI	RPI	RPI
DIV. I ONLY	2- 21	345	0- 1	177	340	327	327	32	32
DIV. I NON-CONF.	0- 12	336	0- 0	13	175	231	231	32	32
TOTALS	RPI 1-25	RPI 26-50	W-L RECORDS	RPI 51-100	RPI 101-150	RPI 150+			
2- 21	0- 2	0- 1	OVERALL	0- 4	0- 2	2- 12			
1- 6	0- 0	0- 0	HOME	0- 0	0- 0	1- 6			
1- 14	0- 2	0- 1	AWAY	0- 4	0- 1	1- 6			
0- 1	0- 0	0- 0	NEUTRAL	0- 0	0- 1	0- 0			
0- 12	0- 2	0- 1	NON-CONFERENCE	0- 4	0- 2	0- 3			
0- 1	0- 0	0- 0	HOME	0- 0	0- 0	0- 1			
0- 10	0- 2	0- 1	AWAY	0- 4	0- 1	0- 2			
0- 1	0- 0	0- 0	NEUTRAL	0- 0	0- 1	0- 0			
2- 9	0- 0	0- 0	CONFERENCE	0- 0	0- 0	2- 9			
1- 5	0- 0	0- 0	HOME	0- 0	0- 0	1- 5			
1- 4	0- 0	0- 0	AWAY	0- 0	0- 0	1- 4			
0- 0	0- 0	0- 0	NEUTRAL	0- 0	0- 0	0- 0			

RPI 1-25				RPI 26-50				RPI 51-100				RPI 101+ Team's RPI: 327			
RPI	S	Opponent	Score	RPI	S	Opponent	Score	RPI	S	Opponent	Score	RPI	S	Opponent	Score
9	A	Mississippi St.	38 110	33	A	Ohio	62 87	65	A	West Virginia	37 78	102	A	Minnesota	52 84
17	A	Maryland	36 93					70	A	Old Dominion	51 81	119	N	UAB	61 86
								72	A	FGCU	61 93	217	A	Marshall	67 88
								100	A	Virginia	41 55	220	A	N.C. A&T	42 66
												235	A	Niagara	69 71
												239	H	Bethune-Cookman	65 71
												269	H	Norfolk St.	63 68
												297	H	Morgan St.	57 74
												306	A	South Carolina St.	55 60
												306	H	South Carolina St.	59 75
												311	H	UMBC	52 57
												341	A	N.C. Central	57 62
												345	A	Savannah St.	57 68
												345	H	Savannah St.	70 76
												346	A	Delaware St.	71 57
												349	H	Florida A&M	73 53
LAST 12 Division I GAMES:															
306	A	South Carolina St.	55 60	341	A	N.C. Central	57 62								
345	A	Savannah St.	57 68	306	H	South Carolina St.	59 75								
297	H	Morgan St.	57 74	269	H	Norfolk St.	63 68								
239	H	Bethune-Cookman	65 71	346	A	Delaware St.	71 57								
349	H	Florida A&M	73 53	345	H	Savannah St.	70 76								
220	A	N.C. A&T	42 66	70	A	Old Dominion	51 81								

Non-Div I Games:

Coppin St.

■ Loss,
 ■ Non-Conf,
 ■ S Site,
 ■ Home
 ■ A Away
 N Neutral

Average RPI Win: 271	WON-LOST	WINNING	LAST 10	STRENGTH OF	OPP. STRENGTH	TEAM	ADJ.	CONF.	ADJ CONF.
Average RPI Loss: 164	RECORD	PCT. RANK	GAMES	SCHEDULE	OF SCHEDULE	RPI	RPI	RPI	RPI
DIV. I ONLY	7- 10	225	0- 1	260	260	275	275	11	11
DIV. I NON-CONF.	6- 5	143	0- 0	296	327	209	209	11	11
TOTALS	RPI 1-25	RPI 26-50	W-L RECORDS	RPI 51-100	RPI 101-150	RPI 150+			
7- 10	0- 0	0- 0	OVERALL	0- 3	0- 1	7- 6			
6- 4	0- 0	0- 0	HOME	0- 3	0- 0	6- 1			
1- 6	0- 0	0- 0	AWAY	0- 0	0- 1	1- 5			
0- 0	0- 0	0- 0	NEUTRAL	0- 0	0- 0	0- 0			
6- 5	0- 0	0- 0	NON-CONFERENCE	0- 0	0- 1	6- 4			
5- 0	0- 0	0- 0	HOME	0- 0	0- 0	5- 0			
1- 5	0- 0	0- 0	AWAY	0- 0	0- 1	1- 4			
0- 0	0- 0	0- 0	NEUTRAL	0- 0	0- 0	0- 0			
1- 5	0- 0	0- 0	CONFERENCE	0- 3	0- 0	1- 2			
1- 4	0- 0	0- 0	HOME	0- 3	0- 0	1- 1			
0- 1	0- 0	0- 0	AWAY	0- 0	0- 0	0- 1			
0- 0	0- 0	0- 0	NEUTRAL	0- 0	0- 0	0- 0			

RPI 1-25				RPI 26-50				RPI 51-100				RPI 101+ Team's RPI: 275			
RPI	S	Opponent	Score	RPI	S	Opponent	Score	RPI	S	Opponent	Score	RPI	S	Opponent	Score
								71	H	Penn	46 59	102	A	Minnesota	45 65
								87	H	Harvard	61 68	152	A	Lehigh	54 67
								97	H	Princeton	46 75	162	A	Stony Brook	61 63
												179	H	Hampton	79 53
												199	H	Dartmouth	56 63
												233	H	St. Bonaventure	58 44
												234	H	Albany (NY)	48 34
												255	A	Binghamton	61 72
												258	A	Colorado St.	53 56
												260	A	Columbia	57 65
												260	H	Columbia	60 51
												321	A	Lafayette	62 59
												325	H	UMass Lowell	63 54
												346	H	Delaware St.	94 59
LAST 12 Division I GAMES:															
				87	H	Harvard	61 68			233	H	St. Bonaventure	58	44	
				199	H	Dartmouth	56 63			179	H	Hampton	79	53	
				97	H	Princeton	46 75			321	A	Lafayette	62	59	
				71	H	Penn	46 59			346	H	Delaware St.	94	59	
				260	A	Columbia	57 65			162	A	Stony Brook	61	63	
				260	H	Columbia	60 51			152	A	Lehigh	54	67	

Non-Div I Games:

Cornell

Creighton

Through Games Of Feb. 14, 2019

Average RPI Win:	166	WON-LOST	WINNING	LAST 10	STRENGTH OF	OPP. STRENGTH	TEAM	ADJ.	CONF.	ADJ CONF.
Average RPI Loss:	58	RECORD	PCT. RANK	GAMES	SCHEDULE	OF SCHEDULE	RPI	RPI	RPI	RPI
DIV. I ONLY	11- 13	192	1- 0	57	35	115	115	6	6	
DIV. I NON-CONF.	6- 5	143	0- 0	108	43	98	98	5	5	
TOTALS	RPI 1-25	RPI 26-50	W-L RECORDS	RPI 51-100	RPI 101-150	RPI 150+				
11- 13	0- 3	1- 5	OVERALL	2- 2	3- 3	5- 0				
5- 6	0- 1	0- 3	HOME	2- 0	1- 2	2- 0				
4- 7	0- 2	1- 2	AWAY	0- 2	1- 1	2- 0				
2- 0	0- 0	0- 0	NEUTRAL	0- 0	1- 0	1- 0				
6- 5	0- 2	0- 2	NON-CONFERENCE	1- 1	1- 0	4- 0				
2- 2	0- 1	0- 1	HOME	1- 0	0- 0	1- 0				
2- 3	0- 1	0- 1	AWAY	0- 1	0- 0	2- 0				
2- 0	0- 0	0- 0	NEUTRAL	0- 0	1- 0	1- 0				
5- 8	0- 1	1- 3	CONFERENCE	1- 1	2- 3	1- 0				
3- 4	0- 0	0- 2	HOME	1- 0	1- 2	1- 0				
2- 4	0- 1	1- 1	AWAY	0- 1	1- 1	0- 0				
0- 0	0- 0	0- 0	NEUTRAL	0- 0	0- 0	0- 0				

RPI S	Opponent	Score	RPI S	Opponent	Score	RPI S	Opponent	Score	RPI S	Opponent	Score	Team's RPI: 115
7	A Marquette	67 85	28	A South Dakota St.	48 74	83	A UNI	55 65	109	A St. John's (NY)	65 63	
18	A Florida St.	52 71	32	A DePaul	85 82	90	A Georgetown	53 62	109	H St. John's (NY)	45 51	
20	H Drake	69 85	39	H South Dakota	65 77	90	H Georgetown	65 38	116	H Providence	63 77	
			42	A Villanova	62 67	94	H Nebraska	74 65	118	A Seton Hall	75 82	
			42	H Villanova	52 54				118	H Seton Hall	80 71	
			45	H Butler	43 75				148	N South Fla.	83 76	
									169	H Xavier	66 62	
									187	N Vanderbilt	75 55	
									244	A Wichita St.	83 71	
									313	H Omaha	66 51	
									323	A North Dakota St.	86 51	
LAST 12 Division I GAMES:												
118	H Seton Hall	80 71	169	H Xavier	66 62							
109	H St. John's (NY)	45 51	109	A St. John's (NY)	65 63							
42	A Villanova	62 67	118	A Seton Hall	75 82							
90	A Georgetown	53 62	90	H Georgetown	65 38							
116	H Providence	63 77	42	H Villanova	52 54							
45	H Butler	43 75	7	A Marquette	67 85							

Non-Div I Games:

Creighton

Loss, Non-Conf, S Site, H Home A Away N Neutral

Average RPI Win:	266	WON-LOST	WINNING	LAST 10	STRENGTH OF	OPP. STRENGTH	TEAM	ADJ.	CONF.	ADJ CONF.
Average RPI Loss:	135	RECORD	PCT. RANK	GAMES	SCHEDULE	OF SCHEDULE	RPI	RPI	RPI	RPI
DIV. I ONLY	10- 9	155	0- 1	304	168	199	199	11	11	
DIV. I NON-CONF.	7- 6	153	0- 1	314	228	243	243	11	11	
TOTALS	RPI 1-25	RPI 26-50	W-L RECORDS	RPI 51-100	RPI 101-150	RPI 150+				
10- 9	0- 0	0- 1	OVERALL	0- 4	1- 1	9- 3				
5- 2	0- 0	0- 1	HOME	0- 1	1- 0	4- 0				
5- 5	0- 0	0- 0	AWAY	0- 2	0- 1	5- 2				
0- 2	0- 0	0- 0	NEUTRAL	0- 1	0- 0	0- 1				
7- 6	0- 0	0- 1	NON-CONFERENCE	0- 1	1- 1	6- 3				
5- 1	0- 0	0- 1	HOME	0- 0	1- 0	4- 0				
2- 3	0- 0	0- 0	AWAY	0- 0	0- 1	2- 2				
0- 2	0- 0	0- 0	NEUTRAL	0- 1	0- 0	0- 1				
3- 3	0- 0	0- 0	CONFERENCE	0- 3	0- 0	3- 0				
0- 1	0- 0	0- 0	HOME	0- 1	0- 0	0- 0				
3- 2	0- 0	0- 0	AWAY	0- 2	0- 0	3- 0				
0- 0	0- 0	0- 0	NEUTRAL	0- 0	0- 0	0- 0				

RPI S	Opponent	Score	RPI S	Opponent	Score	RPI S	Opponent	Score	RPI S	Opponent	Score	Team's RPI: 199
			31 H	Buffalo	69 75	51 N	Middle Tenn.	58 70	105 A	Boston College	68 99	
						75 A	Yale	49 64	137 H	Boston U.	64 44	
						87 A	Harvard	46 56	229 A	Brown	81 61	
						87 H	Harvard	57 73	240 A	Cal St. Fullerton	62 67	
									241 A	San Diego	76 78	
									255 H	Binghamton	63 39	
									260 A	Columbia	70 69	
									267 A	Vermont	66 42	
									275 A	Cornell	63 56	
									293 H	Fairfield	59 46	
									296 N	UC Santa Barbara	56 62	
									303 H	Loyola Maryland	54 41	
									320 A	New Hampshire	62 42	
									325 H	UMass Lowell	70 54	
LAST 12 Division I GAMES:												
296 N	UC Santa Barbara	56 62	87 A	Harvard	46 56							
260 A	Columbia	70 69	255 H	Binghamton	63 39							
275 A	Cornell	63 56	105 A	Boston College	68 99							
75 A	Yale	49 64	320 A	New Hampshire	62 42							
229 A	Brown	81 61	31 H	Buffalo	69 75							
87 H	Harvard	57 73	325 H	UMass Lowell	70 54							

Non-Div I Games:

Dartmouth

■ Loss,
 ■ Non-Conf,
 S Site,
 ■ Home
 ■ Away
 N Neutral

Average RPI Win:	208	WON-LOST	WINNING	LAST 10	STRENGTH OF	OPP. STRENGTH	TEAM	ADJ.	CONF.	ADJ CONF.
Average RPI Loss:	160	RECORD	PCT. RANK	GAMES	SCHEDULE	OF SCHEDULE	RPI	RPI	RPI	RPI
DIV. I ONLY	13- 10	137	0- 1	215	157	154	154	17	17	
DIV. I NON-CONF.	5- 7	206	0- 0	169	150	179	179	16	16	
TOTALS	RPI 1-25	RPI 26-50	W-L RECORDS	RPI 51-100	RPI 101-150	RPI 150+				
13- 10	0- 1	1- 0	OVERALL	0- 1	2- 2	10- 6				
7- 3	0- 0	0- 0	HOME	0- 0	1- 2	6- 1				
6- 7	0- 1	1- 0	AWAY	0- 1	1- 0	4- 5				
0- 0	0- 0	0- 0	NEUTRAL	0- 0	0- 0	0- 0				
5- 7	0- 1	1- 0	NON-CONFERENCE	0- 1	1- 1	3- 4				
3- 1	0- 0	0- 0	HOME	0- 0	1- 1	2- 0				
2- 6	0- 1	1- 0	AWAY	0- 1	0- 0	1- 4				
0- 0	0- 0	0- 0	NEUTRAL	0- 0	0- 0	0- 0				
8- 3	0- 0	0- 0	CONFERENCE	0- 0	1- 1	7- 2				
4- 2	0- 0	0- 0	HOME	0- 0	0- 1	4- 1				
4- 1	0- 0	0- 0	AWAY	0- 0	1- 0	3- 1				
0- 0	0- 0	0- 0	NEUTRAL	0- 0	0- 0	0- 0				

RPI 1-25				RPI 26-50				RPI 51-100				RPI 101+ Team's RPI: 154			
RPI	S	Opponent	Score	RPI	S	Opponent	Score	RPI	S	Opponent	Score	RPI	S	Opponent	Score
8	A	NC State	45 75	46	A	Clemson	90 80	97	A	Princeton	57 65	120	A	Fordham	60 56
												120	H	Fordham	42 58
												130	H	High Point	71 62
												142	H	Appalachian St.	78 81
												151	A	Charlotte	66 78
												164	H	William & Mary	76 65
												166	A	Duquesne	62 47
												193	A	Elon	72 73
												197	A	UNC Asheville	56 69
												204	H	Massachusetts	58 70
												208	A	George Washington	62 42
												215	H	George Mason	67 59
												227	A	Rhode Island	77 67
												233	H	St. Bonaventure	67 55
												245	A	Saint Joseph's	54 66
												246	A	Gardner-Webb	49 54
												256	H	Richmond	78 55
												287	H	La Salle	80 61
												319	A	Charleston So.	72 34
												333	H	Presbyterian	83 56
LAST 12 Division I GAMES:															
120	H	Fordham	42 58	204	H	Massachusetts	58 70								
233	H	St. Bonaventure	67 55	256	H	Richmond	78 55								
245	A	Saint Joseph's	54 66	227	A	Rhode Island	77 67								
287	H	La Salle	80 61	166	A	Duquesne	62 47								
208	A	George Washington	62 42	215	H	George Mason	67 59								
120	A	Fordham	60 56	8	A	NC State	45 75								

Non-Div I Games: Queens (NC) 80 47

Davidson

■ Loss,
 ■ Non-Conf,
 ■ S Site,
 ■ H Home
 ■ A Away
 N Neutral

Average RPI Win:	193	WON-LOST	WINNING	LAST 10	STRENGTH OF	OPP. STRENGTH	TEAM	ADJ.	CONF.	ADJ CONF.
Average RPI Loss:	94	RECORD	PCT. RANK	GAMES	SCHEDULE	OF SCHEDULE	RPI	RPI	RPI	RPI
DIV. I ONLY	12- 10	144	0- 1	93	102	113	113	17	17	
DIV. I NON-CONF.	5- 6	177	0- 0	18	41	82	82	16	16	
TOTALS	RPI 1-25	RPI 26-50	W-L RECORDS	RPI 51-100	RPI 101-150	RPI 150+				
12- 10	0- 2	2- 1	OVERALL	1- 3	1- 1	8- 3				
9- 1	0- 0	1- 0	HOME	1- 1	1- 0	6- 0				
2- 8	0- 2	0- 1	AWAY	0- 1	0- 1	2- 3				
1- 1	0- 0	1- 0	NEUTRAL	0- 1	0- 0	0- 0				
5- 6	0- 2	2- 1	NON-CONFERENCE	1- 3	0- 0	2- 0				
4- 1	0- 0	1- 0	HOME	1- 1	0- 0	2- 0				
0- 4	0- 2	0- 1	AWAY	0- 1	0- 0	0- 0				
1- 1	0- 0	1- 0	NEUTRAL	0- 1	0- 0	0- 0				
7- 4	0- 0	0- 0	CONFERENCE	0- 0	1- 1	6- 3				
5- 0	0- 0	0- 0	HOME	0- 0	1- 0	4- 0				
2- 4	0- 0	0- 0	AWAY	0- 0	0- 1	2- 3				
0- 0	0- 0	0- 0	NEUTRAL	0- 0	0- 0	0- 0				

RPI 1-25				RPI 26-50				RPI 51-100				RPI 101+ Team's RPI: 113			
RPI	S	Opponent	Score	RPI	S	Opponent	Score	RPI	S	Opponent	Score	RPI	S	Opponent	Score
14	A	South Carolina	55 65	31	H	Buffalo	72 59	63	A	Green Bay	35 51	101	A	VCU	62 64
17	A	Maryland	71 82	35	A	James Madison	55 68	68	N	Virginia Tech	57 69	120	H	Fordham	72 50
				43	N	Georgia Tech	85 66	74	H	Toledo	70 49	166	A	Duquesne	57 85
								80	H	Northeastern	79 84	188	A	Saint Louis	65 68
												204	H	Massachusetts	75 47
												208	A	George Washington	45 46
												227	A	Rhode Island	74 62
												233	A	St. Bonaventure	62 49
												245	H	Saint Joseph's	72 65
												256	H	Colgate	67 58
												256	H	Richmond	71 50
												287	H	La Salle	84 45
												334	H	Evansville	69 30
LAST 12 Division I GAMES:															
101	A	VCU	62 64	120	H	Fordham	72 50	233	A	St. Bonaventure	62 49	204	H	Massachusetts	75 47
166	A	Duquesne	57 85	208	A	George Washington	45 46	287	H	La Salle	84 45	43	N	Georgia Tech	85 66
256	H	Richmond	71 50												
227	A	Rhode Island	74 62												
245	H	Saint Joseph's	72 65												
188	A	Saint Louis	65 68												

Non-Div I Games:

Dayton

■ Loss,
 ■ Non-Conf,
 S Site,
 ■ Home
 ■ Away
 N Neutral

Average RPI Win:	131	WON-LOST	WINNING	LAST 10	STRENGTH OF	OPP. STRENGTH	TEAM	ADJ.	CONF.	ADJ CONF.
Average RPI Loss:	38	RECORD	PCT. RANK	GAMES	SCHEDULE	OF SCHEDULE	RPI	RPI	RPI	RPI
DIV. I ONLY	17- 7	69	1- 0	42	11	32	32	6	6	
DIV. I NON-CONF.	9- 3	61	0- 0	98	8	43	43	5	5	
TOTALS	RPI 1-25	RPI 26-50	W-L RECORDS	RPI 51-100	RPI 101-150	RPI 150+				
17- 7	0- 5	3- 0	OVERALL	6- 0	2- 2	6- 0				
9- 4	0- 2	1- 0	HOME	3- 0	2- 2	3- 0				
6- 2	0- 2	2- 0	AWAY	1- 0	0- 0	3- 0				
2- 1	0- 1	0- 0	NEUTRAL	2- 0	0- 0	0- 0				
9- 3	0- 3	0- 0	NON-CONFERENCE	4- 0	0- 0	5- 0				
5- 1	0- 1	0- 0	HOME	2- 0	0- 0	3- 0				
2- 1	0- 1	0- 0	AWAY	0- 0	0- 0	2- 0				
2- 1	0- 1	0- 0	NEUTRAL	2- 0	0- 0	0- 0				
8- 4	0- 2	3- 0	CONFERENCE	2- 0	2- 2	1- 0				
4- 3	0- 1	1- 0	HOME	1- 0	2- 2	0- 0				
4- 1	0- 1	2- 0	AWAY	1- 0	0- 0	1- 0				
0- 0	0- 0	0- 0	NEUTRAL	0- 0	0- 0	0- 0				

RPI 1-25				RPI 26-50				Team's RPI: 32	RPI 51-100				RPI 101+			
RPI	S	Opponent	Score	RPI	S	Opponent	Score		RPI	S	Opponent	Score	RPI	S	Opponent	Score
1	H	Notre Dame	77 101	42	A	Villanova	66 59		58	N	Kansas St.	79 59	109	H	St. John's (NY)	73 64
6	A	UConn	63 99	42	H	Villanova	93 70		63	H	Green Bay	73 64	115	H	Creighton	82 85
7	A	Marquette	63 96	45	A	Butler	86 78		89	H	Northwestern	76 60	116	H	Providence	88 62
7	H	Marquette	87 93						90	A	Georgetown	69 64	118	H	Seton Hall	73 84
10	N	Syracuse	81 83						90	H	Georgetown	76 71	158	A	Oklahoma	87 76
									97	N	Princeton	82 67	168	H	Temple	102 88
													169	A	Xavier	73 71
													249	A	Loyola Chicago	102 76
													290	H	Tennessee St.	95 73
													345	H	Savannah St.	124 61
LAST 12 Division I GAMES:																
				90	H	Georgetown	76 71		109	H	St. John's (NY)	73 64				
				42	H	Villanova	93 70		42	A	Villanova	66 59				
				7	H	Marquette	87 93		90	A	Georgetown	69 64				
				169	A	Xavier	73 71		7	A	Marquette	63 96				
				45	A	Butler	86 78		116	H	Providence	88 62				
				118	H	Seton Hall	73 84		115	H	Creighton	82 85				

Non-Div I Games:

DePaul

■ Loss,
■ Non-Conf, S Site,
■ Home
■ Away
N Neutral

Delaware

Through Games Of Feb. 14, 2019

Average RPI Win:	235	WON-LOST	WINNING	LAST 10	STRENGTH OF	OPP. STRENGTH	TEAM	ADJ.	CONF.	ADJ CONF.
Average RPI Loss:	96	RECORD	PCT. RANK	GAMES	SCHEDULE	OF SCHEDULE	RPI	RPI	RPI	RPI
DIV. I ONLY	10- 12	198	1- 0	74	206	153	153	10	10	
DIV. I NON-CONF.	5- 7	206	1- 0	107	308	189	189	10	10	
TOTALS	RPI 1-25	RPI 26-50	W-L RECORDS	RPI 51-100	RPI 101-150	RPI 150+				
10- 12	0- 2	0- 1	OVERALL	0- 4	1- 3	9- 2				
4- 5	0- 2	0- 1	HOME	0- 1	1- 1	3- 0				
4- 5	0- 0	0- 0	AWAY	0- 3	0- 1	4- 1				
2- 2	0- 0	0- 0	NEUTRAL	0- 0	0- 1	2- 1				
5- 7	0- 2	0- 0	NON-CONFERENCE	0- 1	0- 2	5- 2				
2- 2	0- 2	0- 0	HOME	0- 0	0- 0	2- 0				
1- 3	0- 0	0- 0	AWAY	0- 1	0- 1	1- 1				
2- 2	0- 0	0- 0	NEUTRAL	0- 0	0- 1	2- 1				
5- 5	0- 0	0- 1	CONFERENCE	0- 3	1- 1	4- 0				
2- 3	0- 0	0- 1	HOME	0- 1	1- 1	1- 0				
3- 2	0- 0	0- 0	AWAY	0- 2	0- 0	3- 0				
0- 0	0- 0	0- 0	NEUTRAL	0- 0	0- 0	0- 0				

RPI 1-25			RPI 26-50			RPI 51-100			RPI 101+			Team's RPI: 153
RPI	S	Opponent	Score	RPI	S	Opponent	Score	RPI	S	Opponent	Score	
15	H	UCF	60 71	35	H	James Madison	43 68	77	A	Drexel	41 58	106 H UNCW 65 53
17	H	Maryland	53 77					77	H	Drexel	40 57	114 H Towson 48 56
								80	A	Northeastern	62 75	137 A Boston U. 61 72
								83	A	UNI	67 79	145 N Montana St. 60 69
												157 N Bradley 47 59
												164 A William & Mary 70 59
												181 N Nicholls St. 71 56
												193 A Elon 74 63
												215 A George Mason 46 72
												245 H Saint Joseph's 48 39
												246 H Gardner-Webb 69 45
												252 A Hofstra 78 59
												292 H Col. of Charleston 74 50
												321 N Lafayette 65 47
												346 A Delaware St. 85 77
LAST 12 Division I GAMES:												
321	N	Lafayette	65 47	106	H	UNCW	65 53					
181	N	Nicholls St.	71 56	80	A	Northeastern	62 75					
77	A	Drexel	41 58	252	A	Hofstra	78 59					
193	A	Elon	74 63	77	H	Drexel	40 57					
164	A	William & Mary	70 59	114	H	Towson	48 56					
292	H	Col. of Charleston	74 50	35	H	James Madison	43 68					

Non-Div I Games:

Delaware

Loss, Non-Conf, S Site, H Home A Away N Neutral

Average RPI Win:	343	WON-LOST	WINNING	LAST 10	STRENGTH OF	OPP. STRENGTH	TEAM	ADJ.	CONF.	ADJ CONF.
Average RPI Loss:	219	RECORD	PCT. RANK	GAMES	SCHEDULE	OF SCHEDULE	RPI	RPI	RPI	RPI
DIV. I ONLY	2- 18	339	0- 1	295	348	346	346	32	32	
DIV. I NON-CONF.	0- 9	336	0- 0	132	232	325	325	32	32	
TOTALS	RPI 1-25	RPI 26-50	W-L RECORDS	RPI 51-100	RPI 101-150	RPI 150+				
2- 18	0- 0	0- 1	OVERALL	0- 0	0- 2	2- 15				
2- 5	0- 0	0- 1	HOME	0- 0	0- 0	2- 4				
0- 13	0- 0	0- 0	AWAY	0- 0	0- 2	0- 11				
0- 0	0- 0	0- 0	NEUTRAL	0- 0	0- 0	0- 0				
0- 9	0- 0	0- 1	NON-CONFERENCE	0- 0	0- 2	0- 6				
0- 2	0- 0	0- 1	HOME	0- 0	0- 0	0- 1				
0- 7	0- 0	0- 0	AWAY	0- 0	0- 2	0- 5				
0- 0	0- 0	0- 0	NEUTRAL	0- 0	0- 0	0- 0				
2- 9	0- 0	0- 0	CONFERENCE	0- 0	0- 0	2- 9				
2- 3	0- 0	0- 0	HOME	0- 0	0- 0	2- 3				
0- 6	0- 0	0- 0	AWAY	0- 0	0- 0	0- 6				
0- 0	0- 0	0- 0	NEUTRAL	0- 0	0- 0	0- 0				

RPI 1-25			RPI 26-50			RPI 51-100			RPI 101+			Team's RPI: 346
RPI	S	Opponent	Score	RPI	S	Opponent	Score	RPI	S	Opponent	Score	
				35	H	James Madison	57 103					
								101	A	VCU	55 97	
								109	A	St. John's (NY)	44 82	
								153	H	Delaware	77 85	
								168	A	Temple	61 75	
								169	A	Xavier	59 80	
								216	A	Robert Morris	63 64	
								217	A	Marshall	63 75	
								220	A	N.C. A&T	49 72	
								220	H	N.C. A&T	47 67	
								230	A	Howard	62 78	
								239	A	Bethune-Cookman	55 67	
								269	A	Norfolk St.	50 63	
								275	A	Cornell	59 94	
								306	H	South Carolina St.	60 63	
								327	H	Coppin St.	57 71	
								341	A	N.C. Central	64 65	
								341	H	N.C. Central	71 61	
								345	H	Savannah St.	66 58	
								349	A	Florida A&M	52 57	
LAST 12 Division I GAMES:												
341	A	N.C. Central	64 65	239	A	Bethune-Cookman	55 67					
220	A	N.C. A&T	49 72	341	H	N.C. Central	71 61					
306	H	South Carolina St.	60 63	220	H	N.C. A&T	47 67					
345	H	Savannah St.	66 58	327	H	Coppin St.	57 71					
230	A	Howard	62 78	269	A	Norfolk St.	50 63					
349	A	Florida A&M	52 57	101	A	VCU	55 97					

Non-Div I Games: Post 65 53 Cheyney 79 59

Delaware St.

■ Loss,
 ■ Non-Conf,
 ■ S Site,
 ■ Home
 ■ A Away
 N Neutral

Average RPI Win: 215	WON-LOST	WINNING	LAST 10	STRENGTH OF	OPP. STRENGTH	TEAM	ADJ.	CONF.	ADJ CONF.
Average RPI Loss: 157	RECORD	PCT. RANK	GAMES	SCHEDULE	OF SCHEDULE	RPI	RPI	RPI	RPI
DIV. I ONLY	14- 11	140	1- 0	236	182	173	173	19	19
DIV. I NON-CONF.	7- 6	153	0- 0	178	166	161	161	19	19
TOTALS	RPI 1-25	RPI 26-50	W-L RECORDS	RPI 51-100	RPI 101-150	RPI 150+			
14- 11	0- 0	1- 3	OVERALL	2- 1	1- 1	10- 6			
11- 2	0- 0	1- 1	HOME	2- 0	1- 0	7- 1			
3- 9	0- 0	0- 2	AWAY	0- 1	0- 1	3- 5			
0- 0	0- 0	0- 0	NEUTRAL	0- 0	0- 0	0- 0			
7- 6	0- 0	0- 1	NON-CONFERENCE	2- 1	1- 1	4- 3			
6- 1	0- 0	0- 0	HOME	2- 0	1- 0	3- 1			
1- 5	0- 0	0- 1	AWAY	0- 1	0- 1	1- 2			
0- 0	0- 0	0- 0	NEUTRAL	0- 0	0- 0	0- 0			
7- 5	0- 0	1- 2	CONFERENCE	0- 0	0- 0	6- 3			
5- 1	0- 0	1- 1	HOME	0- 0	0- 0	4- 0			
2- 4	0- 0	0- 1	AWAY	0- 0	0- 0	2- 3			
0- 0	0- 0	0- 0	NEUTRAL	0- 0	0- 0	0- 0			

RPI 1-25			RPI 26-50			RPI 51-100			RPI 101+ Team's RPI: 173		
RPI	S	Opponent	Score	RPI	S	Opponent	Score	RPI	S	Opponent	Score
				28	A	South Dakota St.	59 76	67	H	Lamar University	117 110
				28	H	South Dakota St.	67 83	94	A	Nebraska	71 96
				39	H	South Dakota	104 99	99	H	American	83 54
				48	A	Wyoming	74 78				

Non-Div I Games:

Denver

Detroit Mercy

Through Games Of Feb. 14, 2019

Average RPI Win:	324	WON-LOST	WINNING	LAST 10	STRENGTH OF	OPP. STRENGTH	TEAM	ADJ.	CONF.	ADJ CONF.
Average RPI Loss:	182	RECORD	PCT. RANK	GAMES	SCHEDULE	OF SCHEDULE	RPI	RPI	RPI	RPI
DIV. I ONLY	3- 20	335	1- 0	309	205	335	335	21	21	
DIV. I NON-CONF.	1- 9	326	0- 0	265	169	322	322	18	18	
TOTALS	RPI 1-25	RPI 26-50	W-L RECORDS	RPI 51-100	RPI 101-150	RPI 150+				
3- 20	0- 0	0- 1	OVERALL	0- 5	0- 3	3- 11				
1- 8	0- 0	0- 0	HOME	0- 2	0- 1	1- 5				
2- 12	0- 0	0- 1	AWAY	0- 3	0- 2	2- 6				
0- 0	0- 0	0- 0	NEUTRAL	0- 0	0- 0	0- 0				
1- 9	0- 0	0- 1	NON-CONFERENCE	0- 3	0- 0	1- 5				
0- 3	0- 0	0- 0	HOME	0- 1	0- 0	0- 2				
1- 6	0- 0	0- 1	AWAY	0- 2	0- 0	1- 3				
0- 0	0- 0	0- 0	NEUTRAL	0- 0	0- 0	0- 0				
2- 11	0- 0	0- 0	CONFERENCE	0- 2	0- 3	2- 6				
1- 5	0- 0	0- 0	HOME	0- 1	0- 1	1- 3				
1- 6	0- 0	0- 0	AWAY	0- 1	0- 2	1- 3				
0- 0	0- 0	0- 0	NEUTRAL	0- 0	0- 0	0- 0				

RPI S	Opponent	Score	RPI S	Opponent	Score	RPI S	Opponent	Score	RPI S	Opponent	Score	Team's RPI: 335
49	A Michigan	62 95	59	H Miami (OH)	59 78	123	A IUPUI	47 82				
			63	H Green Bay	40 65	125	A Youngstown St.	45 91				
			74	A Toledo	60 77	125	H Youngstown St.	59 85				
			76	A Wright St.	59 78	194	H Milwaukee	44 62				
			91	A Ohio St.	41 55	196	A Eastern Mich.	53 60				
						210	A Bowling Green	73 79				
						249	A Loyola Chicago	43 52				
						268	A Cleveland St.	51 67				
						268	H Cleveland St.	49 67				
						274	A Northern Ky.	56 68				
						277	H Western Mich.	44 54				
						299	A Oakland	67 74				
						299	H Oakland	65 76				
						301	A Manhattan	58 56				
						313	H Omaha	42 51				
						336	A UIC	42 36				
						336	H UIC	62 45				
LAST 12 Division I GAMES:												
336	H UIC	62 45	194	H Milwaukee	44 62							
299	H Oakland	65 76	63	H Green Bay	40 65							
125	A Youngstown St.	45 91	336	A UIC	42 36							
268	A Cleveland St.	51 67	123	A IUPUI	47 82							
76	A Wright St.	59 78	299	A Oakland	67 74							
274	A Northern Ky.	56 68	268	H Cleveland St.	49 67							

Non-Div I Games: Mich.-Dearborn 68 60

Detroit Mercy

Loss, Non-Conf, S Site, H Home A Away N Neutral

Drake

Through Games Of Feb. 14, 2019

Average RPI Win:	168	WON-LOST	WINNING	LAST 10	STRENGTH OF	OPP. STRENGTH	TEAM	ADJ.	CONF.	ADJ CONF.
Average RPI Loss:	23	RECORD	PCT. RANK	GAMES	SCHEDULE	OF SCHEDULE	RPI	RPI	RPI	RPI
DIV. I ONLY	17- 5	37	1- 0	47	79	20	20	13	13	
DIV. I NON-CONF.	7- 4	108	1- 0	7	2	12	12	14	14	
TOTALS	RPI 1-25	RPI 26-50	W-L RECORDS	RPI 51-100	RPI 101-150	RPI 150+				
17- 5	1- 3	2- 1	OVERALL	2- 1	1- 0	11- 0				
5- 2	0- 1	1- 0	HOME	0- 1	0- 0	4- 0				
10- 2	0- 1	0- 1	AWAY	2- 0	1- 0	7- 0				
2- 1	1- 1	1- 0	NEUTRAL	0- 0	0- 0	0- 0				
7- 4	1- 3	2- 1	NON-CONFERENCE	1- 0	1- 0	2- 0				
2- 1	0- 1	1- 0	HOME	0- 0	0- 0	1- 0				
3- 2	0- 1	0- 1	AWAY	1- 0	1- 0	1- 0				
2- 1	1- 1	1- 0	NEUTRAL	0- 0	0- 0	0- 0				
10- 1	0- 0	0- 0	CONFERENCE	1- 1	0- 0	9- 0				
3- 1	0- 0	0- 0	HOME	0- 1	0- 0	3- 0				
7- 0	0- 0	0- 0	AWAY	1- 0	0- 0	6- 0				
0- 0	0- 0	0- 0	NEUTRAL	0- 0	0- 0	0- 0				

RPI	S	Opponent	Score
1	N	Notre Dame	64 82
11	A	Iowa St.	81 86
12	H	Iowa	82 91
14	N	South Carolina	90 85

RPI	S	Opponent	Score
26	N	Rutgers	69 59
28	A	South Dakota St.	71 80
39	H	South Dakota	76 64

RPI	S	Opponent	Score
62	H	Missouri St.	79 85
83	A	UNI	88 64
94	A	Nebraska	83 77

RPI	S	Opponent	Score
115	A	Creighton	85 69
157	A	Bradley	92 63
161	H	CSUN	73 63
165	H	Southern Ill.	94 66
171	A	Indiana St.	70 68
189	A	Illinois St.	82 64
219	A	Western Ill.	98 71
249	A	Loyola Chicago	83 55
249	H	Loyola Chicago	69 60
294	A	Valparaiso	88 62
294	H	Valparaiso	84 53
334	A	Evansville	78 47

LAST 12 Division I GAMES:

14	N	South Carolina	90 85	334	A	Evansville	78 47
1	N	Notre Dame	64 82	171	A	Indiana St.	70 68
249	A	Loyola Chicago	83 55	83	A	UNI	88 64
294	A	Valparaiso	88 62	294	H	Valparaiso	84 53
165	H	Southern Ill.	94 66	249	H	Loyola Chicago	69 60
62	H	Missouri St.	79 85	189	A	Illinois St.	82 64

Non-Div I Games: Clarke 91 43

Drake

■ Loss,
 ■ Non-Conf,
 ■ S Site,
 ■ Home
 ■ A Away
 N Neutral

Average RPI Win:	208	WON-LOST	WINNING	LAST 10	STRENGTH OF	OPP. STRENGTH	TEAM	ADJ.	CONF.	ADJ CONF.
Average RPI Loss:	72	RECORD	PCT. RANK	GAMES	SCHEDULE	OF SCHEDULE	RPI	RPI	RPI	RPI
DIV. I ONLY	16- 5	38	1- 0	129	166	77	77	10	10	
DIV. I NON-CONF.	8- 3	72	1- 0	143	259	93	93	10	10	
TOTALS	RPI 1-25	RPI 26-50	W-L RECORDS	RPI 51-100	RPI 101-150	RPI 150+				
16- 5	0- 0	1- 1	OVERALL	1- 3	1- 1	13- 0				
6- 4	0- 0	1- 1	HOME	0- 2	1- 1	4- 0				
9- 0	0- 0	0- 0	AWAY	1- 0	0- 0	8- 0				
1- 1	0- 0	0- 0	NEUTRAL	0- 1	0- 0	1- 0				
8- 3	0- 0	1- 0	NON-CONFERENCE	0- 3	0- 0	7- 0				
3- 2	0- 0	1- 0	HOME	0- 2	0- 0	2- 0				
4- 0	0- 0	0- 0	AWAY	0- 0	0- 0	4- 0				
1- 1	0- 0	0- 0	NEUTRAL	0- 1	0- 0	1- 0				
8- 2	0- 0	0- 1	CONFERENCE	1- 0	1- 1	6- 0				
3- 2	0- 0	0- 1	HOME	0- 0	1- 1	2- 0				
5- 0	0- 0	0- 0	AWAY	1- 0	0- 0	4- 0				
0- 0	0- 0	0- 0	NEUTRAL	0- 0	0- 0	0- 0				

RPI S	Opponent	Score	RPI S	Opponent	Score	RPI S	Opponent	Score	RPI S	Opponent	Score
35	H James Madison	35 51	41	H Bucknell	64 42	64	H Quinnipiac	52 56	106	H UNCW	67 55
						71	H Penn	39 55	114	H Towson	54 55
						76	N Wright St.	63 71	153	A Delaware	57 40
						80	A Northeastern	61 59	153	H Delaware	58 41
									164	A William & Mary	62 58
									193	A Elon	59 44
									245	H Saint Joseph's	51 34
									246	H Gardner-Webb	65 48
									252	A Hofstra	61 49
									256	A Richmond	58 35
									267	A Vermont	60 44
									287	A La Salle	58 43
									289	N Siena	51 39
									292	H Col. of Charleston	76 53
									301	A Manhattan	53 39
LAST 12 Division I GAMES:											
267	A Vermont	60 44	252	A Hofstra	61 49						
153	H Delaware	58 41	80	A Northeastern	61 59						
164	A William & Mary	62 58	153	A Delaware	57 40						
193	A Elon	59 44	35	H James Madison	35 51						
106	H UNCW	67 55	114	H Towson	54 55						
292	H Col. of Charleston	76 53	256	A Richmond	58 35						

Non-Div I Games:

Drexel

■ Loss,
 ■ Non-Conf, S Site,
 ■ Home
 ■ Away
 N Neutral

Average RPI Win:	138	WON-LOST	WINNING	LAST 10	STRENGTH OF	OPP. STRENGTH	TEAM	ADJ.	CONF.	ADJ CONF.
Average RPI Loss:	51	RECORD	PCT. RANK	GAMES	SCHEDULE	OF SCHEDULE	RPI	RPI	RPI	RPI
DIV. I ONLY	11- 13	192	0- 1	24	10	85	85	1	1	
DIV. I NON-CONF.	8- 4	91	0- 1	71	56	50	50	1	1	
TOTALS	RPI 1-25	RPI 26-50	W-L RECORDS	RPI 51-100	RPI 101-150	RPI 150+				
11- 13	0- 6	1- 2	OVERALL	2- 3	3- 2	5- 0				
7- 4	0- 3	0- 0	HOME	1- 1	3- 0	3- 0				
3- 4	0- 2	1- 2	AWAY	1- 2	0- 1	1- 0				
1- 2	0- 1	0- 0	NEUTRAL	0- 0	0- 1	1- 0				
8- 4	0- 1	0- 1	NON-CONFERENCE	2- 1	1- 1	5- 0				
5- 0	0- 0	0- 0	HOME	1- 0	1- 0	3- 0				
2- 2	0- 0	0- 1	AWAY	1- 1	0- 0	1- 0				
1- 2	0- 1	0- 0	NEUTRAL	0- 0	0- 1	1- 0				
3- 9	0- 5	1- 1	CONFERENCE	0- 2	2- 1	0- 0				
2- 4	0- 3	0- 0	HOME	0- 1	2- 0	0- 0				
1- 5	0- 2	1- 1	AWAY	0- 1	0- 1	0- 0				
0- 0	0- 0	0- 0	NEUTRAL	0- 0	0- 0	0- 0				

RPI 1-25				RPI 26-50				RPI 51-100				Team's RPI: 85				RPI 101+			
RPI	S	Opponent	Score	RPI	S	Opponent	Score	RPI	S	Opponent	Score					RPI	S	Opponent	Score
3	H	Louisville	51 73	29	A	North Carolina	85 69	68	H	Virginia Tech	57 64					105	A	Boston College	90 92
8	A	NC State	51 63	30	A	Oregon St.	57 71	72	H	FGCU	57 41					117	H	Wake Forest	66 52
10	H	Syracuse	55 64	43	A	Georgia Tech	64 70	73	A	Maine	66 63					121	H	Pittsburgh	74 55
18	A	Florida St.	62 66					89	A	Northwestern	58 84					143	N	Washington	64 71
21	H	Miami (FL)	50 58					100	A	Virginia	47 53					146	H	Marist	64 56
23	N	Missouri	54 62													175	A	Wisconsin	60 53
																191	N	Ball St.	79 62
																193	H	Elon	81 64
																195	H	East Carolina	83 66
																201	H	UNLV	66 38
LAST 12 Division I GAMES:																			
				23	N	Missouri	54 62					105	A	Boston College	90 92				
				191	N	Ball St.	79 62					10	H	Syracuse	55 64				
				68	H	Virginia Tech	57 64					117	H	Wake Forest	66 52				
				100	A	Virginia	47 53					18	A	Florida St.	62 66				
				29	A	North Carolina	85 69					21	H	Miami (FL)	50 58				
				121	H	Pittsburgh	74 55					43	A	Georgia Tech	64 70				

Non-Div I Games:

Duke

■ Loss,
 ■ Non-Conf,
 ■ S Site,
 ■ H Home
 ■ A Away
 N Neutral

Average RPI Win:	206	WON-LOST	WINNING	LAST 10	STRENGTH OF	OPP. STRENGTH	TEAM	ADJ.	CONF.	ADJ CONF.
Average RPI Loss:	117	RECORD	PCT. RANK	GAMES	SCHEDULE	OF SCHEDULE	RPI	RPI	RPI	RPI
DIV. I ONLY	12- 12	163	0- 1	173	92	166	166	17	17	
DIV. I NON-CONF.	6- 7	172	0- 0	100	16	128	128	16	16	
TOTALS	RPI 1-25	RPI 26-50	W-L RECORDS	RPI 51-100	RPI 101-150	RPI 150+				
12- 12	0- 3	0- 1	OVERALL	1- 1	2- 2	9- 5				
6- 5	0- 1	0- 0	HOME	0- 0	1- 1	5- 3				
6- 5	0- 1	0- 1	AWAY	1- 1	1- 1	4- 1				
0- 2	0- 1	0- 0	NEUTRAL	0- 0	0- 0	0- 1				
6- 7	0- 3	0- 1	NON-CONFERENCE	1- 1	1- 1	4- 1				
3- 2	0- 1	0- 0	HOME	0- 0	0- 1	3- 0				
3- 3	0- 1	0- 1	AWAY	1- 1	1- 0	1- 0				
0- 2	0- 1	0- 0	NEUTRAL	0- 0	0- 0	0- 1				
6- 5	0- 0	0- 0	CONFERENCE	0- 0	1- 1	5- 4				
3- 3	0- 0	0- 0	HOME	0- 0	1- 0	2- 3				
3- 2	0- 0	0- 0	AWAY	0- 0	0- 1	3- 1				
0- 0	0- 0	0- 0	NEUTRAL	0- 0	0- 0	0- 0				

RPI S	Opponent	Score	RPI S	Opponent	Score	RPI S	Opponent	Score	RPI S	Opponent	Score	Team's RPI: 166
10 N	Syracuse	71 87	37 A	TCU	48 61	74 A	Toledo	52 65	113 H	Dayton	85 57	
15 H	UCF	63 71				81 A	Kent St.	77 72	120 A	Fordham	46 57	
25 A	Texas	41 78							121 H	Pittsburgh	58 66	
									138 A	Penn St.	64 58	
									154 H	Davidson	47 62	
									168 H	Temple	54 53	
									188 H	Saint Louis	63 67	
									204 A	Massachusetts	66 69	
									208 H	George Washington	54 55	
									215 A	George Mason	60 57	
									218 A	Saint Francis (PA)	93 73	
									233 A	St. Bonaventure	60 54	
									243 N	Liberty	51 55	
									245 H	Saint Joseph's	81 73	
									254 H	ETSU	66 58	
									256 H	Richmond	80 54	
									265 H	Mt. St. Mary's	73 64	
									287 A	La Salle	66 62	
LAST 12 Division I GAMES:												
188 H	Saint Louis	63 67	256 H	Richmond	80 54							
113 H	Dayton	85 57	245 H	Saint Joseph's	81 73							
204 A	Massachusetts	66 69	215 A	George Mason	60 57							
120 A	Fordham	46 57	154 H	Davidson	47 62							
208 H	George Washington	54 55	233 A	St. Bonaventure	60 54							
287 A	La Salle	66 62	168 H	Temple	54 53							

Non-Div I Games:

Duquesne

Average RPI Win: 235	WON-LOST	WINNING	LAST 10	STRENGTH OF	OPP. STRENGTH	TEAM	ADJ.	CONF.	ADJ CONF.
Average RPI Loss: 129	RECORD	PCT. RANK	GAMES	SCHEDULE	OF SCHEDULE	RPI	RPI	RPI	RPI
DIV. I ONLY	7- 18	287	0- 2	97	177	254	254	27	27
DIV. I NON-CONF.	2- 14	319	0- 2	31	107	241	241	24	24
TOTALS	RPI 1-25	RPI 26-50	W-L RECORDS	RPI 51-100	RPI 101-150	RPI 150+			
7- 18	0- 2	0- 1	OVERALL	0- 4	2- 5	5- 6			
7- 4	0- 0	0- 0	HOME	0- 1	2- 2	5- 1			
0- 11	0- 1	0- 0	AWAY	0- 3	0- 2	0- 5			
0- 3	0- 1	0- 1	NEUTRAL	0- 0	0- 1	0- 0			
2- 14	0- 2	0- 1	NON-CONFERENCE	0- 4	1- 4	1- 3			
2- 4	0- 0	0- 0	HOME	0- 1	1- 2	1- 1			
0- 7	0- 1	0- 0	AWAY	0- 3	0- 1	0- 2			
0- 3	0- 1	0- 1	NEUTRAL	0- 0	0- 1	0- 0			
5- 4	0- 0	0- 0	CONFERENCE	0- 0	1- 1	4- 3			
5- 0	0- 0	0- 0	HOME	0- 0	1- 0	4- 0			
0- 4	0- 0	0- 0	AWAY	0- 0	0- 1	0- 3			
0- 0	0- 0	0- 0	NEUTRAL	0- 0	0- 0	0- 0			

RPI 1-25				RPI 26-50				RPI 51-100				RPI 101+				Team's RPI: 254
RPI	S	Opponent	Score	RPI	S	Opponent	Score	RPI	S	Opponent	Score	RPI	S	Opponent	Score	
14	N	South Carolina	55 101	26	N	Rutgers	44 68	53	A	Tennessee	61 80	103	H	Houston	77 84	
24	A	Michigan St.	53 75					78	A	Cincinnati	64 77	112	A	South Alabama	74 81	
								92	A	Radford	64 79	127	N	Western Ky.	68 82	
								95	H	Troy	66 84	130	H	High Point	65 73	
												142	H	Appalachian St.	95 64	
												144	A	Chattanooga	67 76	
												144	H	Chattanooga	64 54	
												159	A	Mercer	41 64	
												166	A	Duquesne	58 66	
												197	A	UNC Asheville	55 56	
												209	H	Furman	75 70	
												220	H	N.C. A&T	61 56	
												243	H	Liberty	86 89	
												272	A	Samford	58 79	
												281	A	Wofford	74 77	
												281	H	Wofford	92 79	
												308	H	UNC Greensboro	85 76	
												339	H	Western Caro.	88 80	
LAST 12 Division I GAMES:																
				26	N	Rutgers	44 68	159	A	Mercer	41 64					
				127	N	Western Ky.	68 82	272	A	Samford	58 79					
				281	A	Wofford	74 77	281	H	Wofford	92 79					
				144	H	Chattanooga	64 54	209	H	Furman	75 70					
				339	H	Western Caro.	88 80	144	A	Chattanooga	67 76					
				308	H	UNC Greensboro	85 76	130	H	High Point	65 73					

Non-Div I Games:

ETSU

■ Loss,
■ Non-Conf,
■ S Site,
■ H Home
■ A Away
N Neutral

East Carolina

Through Games Of Feb. 14, 2019

Average RPI Win:	247	WON-LOST	WINNING	LAST 10	STRENGTH OF	OPP. STRENGTH	TEAM	ADJ.	CONF.	ADJ CONF.
Average RPI Loss:	131	RECORD	PCT. RANK	GAMES	SCHEDULE	OF SCHEDULE	RPI	RPI	RPI	RPI
DIV. I ONLY	13- 11	150	1- 0	251	153	195	195	9	9	
DIV. I NON-CONF.	9- 4	85	0- 0	311	275	198	198	9	9	
TOTALS	RPI 1-25	RPI 26-50	W-L RECORDS	RPI 51-100	RPI 101-150	RPI 150+				
13- 11	0- 2	0- 0	OVERALL	0- 1	2- 3	11- 5				
10- 3	0- 1	0- 0	HOME	0- 0	2- 2	8- 0				
1- 8	0- 1	0- 0	AWAY	0- 1	0- 1	1- 5				
2- 0	0- 0	0- 0	NEUTRAL	0- 0	0- 0	2- 0				
9- 4	0- 0	0- 0	NON-CONFERENCE	0- 1	1- 1	8- 2				
7- 1	0- 0	0- 0	HOME	0- 0	1- 1	6- 0				
0- 3	0- 0	0- 0	AWAY	0- 1	0- 0	0- 2				
2- 0	0- 0	0- 0	NEUTRAL	0- 0	0- 0	2- 0				
4- 7	0- 2	0- 0	CONFERENCE	0- 0	1- 2	3- 3				
3- 2	0- 1	0- 0	HOME	0- 0	1- 1	2- 0				
1- 5	0- 1	0- 0	AWAY	0- 0	0- 1	1- 3				
0- 0	0- 0	0- 0	NEUTRAL	0- 0	0- 0	0- 0				

RPI S Opponent	Score	RPI S Opponent	Score	RPI S Opponent	Score	RPI S Opponent	Score	Team's RPI: 195
6 A UConn	55 118			85 A Duke	66 83	106 H UNCW	68 71	
15 H UCF	58 61					117 H Wake Forest	70 61	
						129 A Tulane	57 68	
						129 H Tulane	63 61	
						147 H Tulsa	55 75	
						151 A Charlotte	46 52	
						164 A William & Mary	43 63	
						168 A Temple	62 84	
						176 H UMES	84 69	
						214 H Monmouth	73 67	
						222 A SMU	64 54	
						231 A Memphis	46 58	
						231 H Memphis	68 59	
						243 H Liberty	66 63	
						244 A Wichita St.	47 57	
						244 H Wichita St.	78 56	
						305 H Kennesaw St.	68 56	
						306 N South Carolina St.	71 63	
						337 H Grand Canyon	59 47	
						340 N Longwood	61 52	
						343 H USC Upstate	63 53	
LAST 12 Division I GAMES:								
222 A SMU	64 54	15 H UCF	58 61					
231 H Memphis	68 59	231 A Memphis	46 58					
6 A UConn	55 118	147 H Tulsa	55 75					
129 H Tulane	63 61	244 H Wichita St.	78 56					
244 A Wichita St.	47 57	129 A Tulane	57 68					
168 A Temple	62 84	106 H UNCW	68 71					

Non-Div I Games:

East Carolina

Loss, Non-Conf, S Site, H Home A Away N Neutral

Average RPI Win:	247	WON-LOST	WINNING	LAST 10	STRENGTH OF	OPP. STRENGTH	TEAM	ADJ.	CONF.	ADJ CONF.
Average RPI Loss:	187	RECORD	PCT. RANK	GAMES	SCHEDULE	OF SCHEDULE	RPI	RPI	RPI	RPI
DIV. I ONLY	7- 14	261	0- 1	231	305	276	276	22	22	
DIV. I NON-CONF.	3- 5	227	0- 0	199	257	216	216	21	21	
TOTALS	RPI 1-25	RPI 26-50	W-L RECORDS	RPI 51-100	RPI 101-150	RPI 150+				
7- 14	0- 0	0- 1	OVERALL	0- 1	1- 3	6- 9				
5- 3	0- 0	0- 0	HOME	0- 0	1- 1	4- 2				
1- 11	0- 0	0- 1	AWAY	0- 1	0- 2	1- 7				
1- 0	0- 0	0- 0	NEUTRAL	0- 0	0- 0	1- 0				
3- 5	0- 0	0- 1	NON-CONFERENCE	0- 1	0- 0	3- 3				
2- 0	0- 0	0- 0	HOME	0- 0	0- 0	2- 0				
0- 5	0- 0	0- 1	AWAY	0- 1	0- 0	0- 3				
1- 0	0- 0	0- 0	NEUTRAL	0- 0	0- 0	1- 0				
4- 9	0- 0	0- 0	CONFERENCE	0- 0	1- 3	3- 6				
3- 3	0- 0	0- 0	HOME	0- 0	1- 1	2- 2				
1- 6	0- 0	0- 0	AWAY	0- 0	0- 2	1- 4				
0- 0	0- 0	0- 0	NEUTRAL	0- 0	0- 0	0- 0				

RPI 1-25			RPI 26-50			RPI 51-100			RPI 101+			Team's RPI: 276
RPI	S	Opponent	Score	RPI	S	Opponent	Score	RPI	S	Opponent	Score	
				45	A	Butler	37 72	98	A	Northern Ill.	59 78	
								128	A	Tennessee Tech	88 99	
								132	A	UT Martin	66 90	
								132	H	UT Martin	77 71	
								135	H	Morehead St.	57 67	
								157	A	Bradley	64 67	
								165	A	Southern Ill.	59 73	
								171	H	Indiana St.	63 39	
								202	A	Jacksonville St.	49 78	
								219	N	Western Ill.	64 62	
								221	A	Southeast Mo. St.	57 72	
								250	A	SIUE	62 78	
								250	H	SIUE	56 65	
								261	A	Austin Peay	67 57	
								261	H	Austin Peay	60 73	
								283	A	Murray St.	51 60	
								283	H	Murray St.	75 67	
								294	A	Valparaiso	60 62	
								330	H	Eastern Ky.	80 60	
								332	H	Purdue Fort Wayne	72 63	
LAST 12 Division I GAMES:												
250	A	SIUE	62 78	132	A	UT Martin	66 90					
261	A	Austin Peay	67 57	261	H	Austin Peay	60 73					
283	A	Murray St.	51 60	283	H	Murray St.	75 67					
135	H	Morehead St.	57 67	128	A	Tennessee Tech	88 99					
330	H	Eastern Ky.	80 60	202	A	Jacksonville St.	49 78					
221	A	Southeast Mo. St.	57 72	250	H	SIUE	56 65					

Non-Div I Games: Lincoln Christian 97 34 Eureka 104 48 Oakland City 102 43

Eastern Ill.

Loss, Non-Conf, S Site, H Home A Away N Neutral

Average RPI Win:	0	WON-LOST	WINNING	LAST 10	STRENGTH OF	OPP. STRENGTH	TEAM	ADJ.	CONF.	ADJ CONF.
Average RPI Loss:	173	RECORD	PCT. RANK	GAMES	SCHEDULE	OF SCHEDULE	RPI	RPI	RPI	RPI
DIV. I ONLY	0- 22	351	0- 1	128	263	330	330	22	22	
DIV. I NON-CONF.	0- 9	336	0- 1	20	226	260	260	21	21	
TOTALS	RPI 1-25	RPI 26-50	W-L RECORDS	RPI 51-100	RPI 101-150	RPI 150+				
0- 22	0- 1	0- 1	OVERALL	0- 5	0- 3	0- 12				
0- 9	0- 0	0- 0	HOME	0- 1	0- 2	0- 6				
0- 11	0- 0	0- 1	AWAY	0- 3	0- 1	0- 6				
0- 2	0- 1	0- 0	NEUTRAL	0- 1	0- 0	0- 0				
0- 9	0- 1	0- 1	NON-CONFERENCE	0- 3	0- 1	0- 3				
0- 2	0- 0	0- 0	HOME	0- 0	0- 0	0- 2				
0- 5	0- 0	0- 1	AWAY	0- 2	0- 1	0- 1				
0- 2	0- 1	0- 0	NEUTRAL	0- 1	0- 0	0- 0				
0- 13	0- 0	0- 0	CONFERENCE	0- 2	0- 2	0- 9				
0- 7	0- 0	0- 0	HOME	0- 1	0- 2	0- 4				
0- 6	0- 0	0- 0	AWAY	0- 1	0- 0	0- 5				
0- 0	0- 0	0- 0	NEUTRAL	0- 0	0- 0	0- 0				

RPI S	Opponent	Score	RPI S	Opponent	Score	RPI S	Opponent	Score	RPI S	Opponent	Score	Team's RPI: 330
18 N	Florida St.	45 62	33 A	Ohio	60 100	59 A	Miami (OH)	44 60	128 H	Tennessee Tech	68 81	
						65 A	West Virginia	29 78	132 H	UT Martin	61 87	
						65 N	West Virginia	39 81	141 A	Akron	54 63	
						69 A	Belmont	43 69	188 H	Saint Louis	43 70	
						69 H	Belmont	52 87	202 H	Jacksonville St.	44 53	
									215 H	George Mason	75 91	
									221 H	Southeast Mo. St.	42 52	
									250 A	SIUE	55 74	
									261 A	Austin Peay	65 100	
									276 A	Eastern Ill.	60 80	
									277 A	Western Mich.	53 64	
									283 A	Murray St.	63 81	
									283 H	Murray St.	63 76	
									290 A	Tennessee St.	38 60	
									290 H	Tennessee St.	31 57	
LAST 12 Division I GAMES:												
65 N	West Virginia	39 81	128 H	Tennessee Tech	68 81							
283 H	Murray St.	63 76	202 H	Jacksonville St.	44 53							
290 H	Tennessee St.	31 57	221 H	Southeast Mo. St.	42 52							
69 H	Belmont	52 87	132 H	UT Martin	61 87							
250 A	SIUE	55 74	69 A	Belmont	43 69							
276 A	Eastern Ill.	60 80	290 A	Tennessee St.	38 60							

Non-Div I Games: Brescia 70 41 Ky. Christian 90 35

Eastern Ky.

Loss, Non-Conf, S Site, H Home A Away N Neutral

Average RPI Win:	270	WON-LOST	WINNING	LAST 10	STRENGTH OF	OPP. STRENGTH	TEAM	ADJ.	CONF.	ADJ CONF.
Average RPI Loss:	86	RECORD	PCT. RANK	GAMES	SCHEDULE	OF SCHEDULE	RPI	RPI	RPI	RPI
DIV. I ONLY	9- 12	218	0- 1	172	134	196	196	7	7	
DIV. I NON-CONF.	6- 4	125	0- 0	339	254	250	250	8	8	
TOTALS	RPI 1-25	RPI 26-50	W-L RECORDS	RPI 51-100	RPI 101-150	RPI 150+				
9- 12	0- 1	0- 4	OVERALL	0- 5	1- 0	8- 2				
6- 3	0- 0	0- 1	HOME	0- 2	0- 0	6- 0				
3- 6	0- 0	0- 2	AWAY	0- 3	1- 0	2- 1				
0- 3	0- 1	0- 1	NEUTRAL	0- 0	0- 0	0- 1				
6- 4	0- 1	0- 1	NON-CONFERENCE	0- 0	0- 0	6- 2				
4- 0	0- 0	0- 0	HOME	0- 0	0- 0	4- 0				
2- 1	0- 0	0- 0	AWAY	0- 0	0- 0	2- 1				
0- 3	0- 1	0- 1	NEUTRAL	0- 0	0- 0	0- 1				
3- 8	0- 0	0- 3	CONFERENCE	0- 5	1- 0	2- 0				
2- 3	0- 0	0- 1	HOME	0- 2	0- 0	2- 0				
1- 5	0- 0	0- 2	AWAY	0- 3	1- 0	0- 0				
0- 0	0- 0	0- 0	NEUTRAL	0- 0	0- 0	0- 0				

RPI 1-25				RPI 26-50				RPI 51-100				RPI 101+				Team's RPI: 196	
RPI	S	Opponent	Score	RPI	S	Opponent	Score	RPI	S	Opponent	Score	RPI	S	Opponent	Score		
11	N	Iowa St.	59 85	27	A	Central Mich.	61 71	59	A	Miami (OH)	58 63	141	A	Akron	72 60		
				31	H	Buffalo	84 91	74	A	Toledo	43 63	184	A	Illinois	66 72		
				33	A	Ohio	44 85	81	A	Kent St.	64 71	189	H	Illinois St.	50 41		
				45	N	Butler	63 73	81	H	Kent St.	54 67	210	H	Bowling Green	81 74		
								98	H	Northern Ill.	65 68	268	H	Cleveland St.	69 63		
												277	H	Western Mich.	64 61		
												308	N	UNC Greensboro	44 49		
												332	A	Purdue Fort Wayne	87 72		
												335	H	Detroit Mercy	60 53		
												336	H	UIC	52 38		
												340	A	Longwood	64 45		
LAST 12 Division I GAMES:																	
				81	H	Kent St.	54 67	33	A	Ohio	44 85						
				74	A	Toledo	43 63	141	A	Akron	72 60						
				59	A	Miami (OH)	58 63	277	H	Western Mich.	64 61						
				98	H	Northern Ill.	65 68	31	H	Buffalo	84 91						
				27	A	Central Mich.	61 71	81	A	Kent St.	64 71						
				210	H	Bowling Green	81 74	45	N	Butler	63 73						

Non-Div I Games: Northwood 53 39

Eastern Mich.

■ Loss,
■ Non-Conf, S Site,
■ Home
■ Away
N Neutral

Average RPI Win:	194	WON-LOST	WINNING	LAST 10	STRENGTH OF	OPP. STRENGTH	TEAM	ADJ.	CONF.	ADJ CONF.
Average RPI Loss:	124	RECORD	PCT. RANK	GAMES	SCHEDULE	OF SCHEDULE	RPI	RPI	RPI	RPI
DIV. I ONLY	6- 15	283	1- 0	61	159	180	180	16	16	
DIV. I NON-CONF.	0- 8	336	0- 0	12	121	225	225	12	12	
TOTALS	RPI 1-25	RPI 26-50	W-L RECORDS	RPI 51-100	RPI 101-150	RPI 150+				
6- 15	0- 1	0- 2	OVERALL	0- 4	2- 4	4- 4				
1- 7	0- 1	0- 0	HOME	0- 1	0- 4	1- 1				
5- 6	0- 0	0- 1	AWAY	0- 3	2- 0	3- 2				
0- 2	0- 0	0- 1	NEUTRAL	0- 0	0- 0	0- 1				
0- 8	0- 1	0- 2	NON-CONFERENCE	0- 2	0- 1	0- 2				
0- 3	0- 1	0- 0	HOME	0- 1	0- 1	0- 0				
0- 3	0- 0	0- 1	AWAY	0- 1	0- 0	0- 1				
0- 2	0- 0	0- 1	NEUTRAL	0- 0	0- 0	0- 1				
6- 7	0- 0	0- 0	CONFERENCE	0- 2	2- 3	4- 2				
1- 4	0- 0	0- 0	HOME	0- 0	0- 3	1- 1				
5- 3	0- 0	0- 0	AWAY	0- 2	2- 0	3- 1				
0- 0	0- 0	0- 0	NEUTRAL	0- 0	0- 0	0- 0				

RPI 1-25				RPI 26-50				RPI 51-100				RPI 101+ Team's RPI: 180			
RPI	S	Opponent	Score	RPI	S	Opponent	Score	RPI	S	Opponent	Score	RPI	S	Opponent	Score
13	H	Gonzaga	51 63	30	N	Oregon St.	45 93	52	H	Utah	51 95	110	H	Fresno St.	58 68
				38	A	BYU	65 80	56	A	Boise St.	55 67	122	A	Northern Colo.	76 72
								86	A	Idaho	68 84	122	H	Northern Colo.	62 67
								93	A	Idaho St.	48 63	134	H	Portland St.	64 76
												145	A	Montana St.	89 87
												145	H	Montana St.	47 61
												163	N	UC Riverside	45 57
												170	A	Montana	68 62
												170	H	Montana	67 64
												225	H	Sacramento St.	70 73
												236	A	Northern Ariz.	64 62
												282	A	Southern Utah	63 73
												312	A	Cal Poly	55 59
												322	A	Weber St.	64 58
LAST 12 Division I GAMES:															
122	A	Northern Colo.	76 72	134	H	Portland St.	64 76								
170	H	Montana	67 64	145	A	Montana St.	89 87								
145	H	Montana St.	47 61	170	A	Montana	68 62								
236	A	Northern Ariz.	64 62	122	H	Northern Colo.	62 67								
282	A	Southern Utah	63 73	86	A	Idaho	68 84								
225	H	Sacramento St.	70 73	93	A	Idaho St.	48 63								

Non-Div I Games: Eastern Ore. 66 45

Eastern Wash.

■ Loss,
 ■ Non-Conf,
 ■ S Site,
 ■ H Home
 ■ A Away
 N Neutral

Average RPI Win: 247	WON-LOST	WINNING	LAST 10	STRENGTH OF	OPP. STRENGTH	TEAM	ADJ.	CONF.	ADJ CONF.
Average RPI Loss: 112	RECORD	PCT. RANK	GAMES	SCHEDULE	OF SCHEDULE	RPI	RPI	RPI	RPI
DIV. I ONLY	7- 14	261	1- 0	99	174	193	193	10	10
DIV. I NON-CONF.	4- 6	212	0- 0	115	244	188	188	10	10
TOTALS	RPI 1-25	RPI 26-50	W-L RECORDS	RPI 51-100	RPI 101-150	RPI 150+			
7- 14	0- 0	0- 2	OVERALL	0- 4	0- 5	7- 3			
3- 6	0- 0	0- 1	HOME	0- 2	0- 2	3- 1			
4- 8	0- 0	0- 1	AWAY	0- 2	0- 3	4- 2			
0- 0	0- 0	0- 0	NEUTRAL	0- 0	0- 0	0- 0			
4- 6	0- 0	0- 1	NON-CONFERENCE	0- 2	0- 2	4- 1			
2- 3	0- 0	0- 1	HOME	0- 1	0- 1	2- 0			
2- 3	0- 0	0- 0	AWAY	0- 1	0- 1	2- 1			
0- 0	0- 0	0- 0	NEUTRAL	0- 0	0- 0	0- 0			
3- 8	0- 0	0- 1	CONFERENCE	0- 2	0- 3	3- 2			
1- 3	0- 0	0- 0	HOME	0- 1	0- 1	1- 1			
2- 5	0- 0	0- 1	AWAY	0- 1	0- 2	2- 1			
0- 0	0- 0	0- 0	NEUTRAL	0- 0	0- 0	0- 0			

RPI S	Opponent	Score	RPI S	Opponent	Score	RPI S	Opponent	Score	RPI S	Opponent	Score	Team's RPI: 193
29	H North Carolina	69 100	57	H Auburn	44 96	106	A UNCW	51 76				
35	A James Madison	30 82	77	H Drexel	44 59	106	H UNCW	70 75				
			80	A Northeastern	71 79	114	A Towson	58 59				
			85	A Duke	64 81	142	A Appalachian St.	62 65				
						146	H Marist	57 61				
						153	H Delaware	63 74				
						154	H Davidson	73 72				
						164	A William & Mary	60 65				
						179	A Hampton	77 62				
						220	H N.C. A&T	73 64				
						252	A Hofstra	77 64				
						271	A Winthrop	57 58				
						292	A Col. of Charleston	72 52				
						292	H Col. of Charleston	76 68				
						341	A N.C. Central	83 54				
LAST 12 Division I GAMES:												
292	A Col. of Charleston	72 52	164	A William & Mary	60 65							
106	A UNCW	51 76	106	H UNCW	70 75							
153	H Delaware	63 74	292	H Col. of Charleston	76 68							
77	H Drexel	44 59	252	A Hofstra	77 64							
35	A James Madison	30 82	80	A Northeastern	71 79							
114	A Towson	58 59	57	H Auburn	44 96							

Non-Div I Games: Chowan 88 74

Elon

Average RPI Win:	305	WON-LOST	WINNING	LAST 10	STRENGTH OF	OPP. STRENGTH	TEAM	ADJ.	CONF.	ADJ CONF.
Average RPI Loss:	190	RECORD	PCT. RANK	GAMES	SCHEDULE	OF SCHEDULE	RPI	RPI	RPI	RPI
DIV. I ONLY	2- 20	342	0- 1	248	279	334	334	13	13	
DIV. I NON-CONF.	2- 9	297	0- 0	338	336	346	346	14	14	
TOTALS	RPI 1-25	RPI 26-50	W-L RECORDS	RPI 51-100	RPI 101-150	RPI 150+				
2- 20	0- 1	0- 0	OVERALL	0- 2	0- 2	2- 15				
1- 9	0- 1	0- 0	HOME	0- 1	0- 0	1- 7				
1- 11	0- 0	0- 0	AWAY	0- 1	0- 2	1- 8				
0- 0	0- 0	0- 0	NEUTRAL	0- 0	0- 0	0- 0				
2- 9	0- 0	0- 0	NON-CONFERENCE	0- 0	0- 2	2- 7				
1- 4	0- 0	0- 0	HOME	0- 0	0- 0	1- 4				
1- 5	0- 0	0- 0	AWAY	0- 0	0- 2	1- 3				
0- 0	0- 0	0- 0	NEUTRAL	0- 0	0- 0	0- 0				
0- 11	0- 1	0- 0	CONFERENCE	0- 2	0- 0	0- 8				
0- 5	0- 1	0- 0	HOME	0- 1	0- 0	0- 3				
0- 6	0- 0	0- 0	AWAY	0- 1	0- 0	0- 5				
0- 0	0- 0	0- 0	NEUTRAL	0- 0	0- 0	0- 0				

RPI S	Opponent	Score	RPI S	Opponent	Score	RPI S	Opponent	Score	RPI S	Opponent	Score	Team's RPI: 334
20	H Drake	47 78				62	A Missouri St.	66 88	113	A Dayton	30 69	
						83	H UNI	46 74	135	A Morehead St.	63 85	
									157	A Bradley	63 81	
									157	H Bradley	68 75	
									165	A Southern Ill.	47 67	
									171	H Indiana St.	69 76	
									175	A Wisconsin	60 96	
									189	A Illinois St.	59 82	
									189	H Illinois St.	61 72	
									217	A Marshall	65 72	
									221	H Southeast Mo. St.	50 54	
									249	A Loyola Chicago	56 61	
									250	H SIUE	45 54	
									261	H Austin Peay	56 52	
									283	A Murray St.	53 81	
									294	A Valparaiso	49 93	
									332	H Purdue Fort Wayne	66 72	
									336	H UIC	54 62	
									348	A Chicago St.	67 58	
LAST 12 Division I GAMES:												
157	A Bradley	63 81	249	A Loyola Chicago	56 61							
189	A Illinois St.	59 82	189	H Illinois St.	61 72							
171	H Indiana St.	69 76	157	H Bradley	68 75							
20	H Drake	47 78	62	A Missouri St.	66 88							
83	H UNI	46 74	165	A Southern Ill.	47 67							
294	A Valparaiso	49 93	175	A Wisconsin	60 96							

Non-Div I Games:

Evansville

Average RPI Win:	238	WON-LOST	WINNING	LAST 10	STRENGTH OF	OPP. STRENGTH	TEAM	ADJ.	CONF.	ADJ CONF.
Average RPI Loss:	59	RECORD	PCT. RANK	GAMES	SCHEDULE	OF SCHEDULE	RPI	RPI	RPI	RPI
DIV. I ONLY	18- 4	22	1- 0	192	219	72	72	24	24	
DIV. I NON-CONF.	7- 4	108	0- 0	130	80	90	90	26	26	
TOTALS	RPI 1-25	RPI 26-50	W-L RECORDS	RPI 51-100	RPI 101-150	RPI 150+				
18- 4	0- 1	0- 1	OVERALL	1- 1	3- 1	14- 0				
10- 1	0- 0	0- 0	HOME	0- 0	2- 1	8- 0				
7- 2	0- 0	0- 1	AWAY	0- 1	1- 0	6- 0				
1- 1	0- 1	0- 0	NEUTRAL	1- 0	0- 0	0- 0				
7- 4	0- 1	0- 1	NON-CONFERENCE	1- 1	1- 1	5- 0				
4- 1	0- 0	0- 0	HOME	0- 0	1- 1	3- 0				
2- 2	0- 0	0- 1	AWAY	0- 1	0- 0	2- 0				
1- 1	0- 1	0- 0	NEUTRAL	1- 0	0- 0	0- 0				
11- 0	0- 0	0- 0	CONFERENCE	0- 0	2- 0	9- 0				
6- 0	0- 0	0- 0	HOME	0- 0	1- 0	5- 0				
5- 0	0- 0	0- 0	AWAY	0- 0	1- 0	4- 0				
0- 0	0- 0	0- 0	NEUTRAL	0- 0	0- 0	0- 0				

RPI	S	Opponent	Score	RPI	S	Opponent	Score	RPI	S	Opponent	Score	RPI	S	Opponent	Score
5	N	Stanford	65 88	28	A	South Dakota St.	62 80	85	A	Duke	41 57	103	H	Houston	76 71
								99	N	American	90 71	119	H	UAB	60 62
												139	A	North Ala.	68 52
												139	H	North Ala.	76 51
												156	H	Abilene Christian	81 65
												218	A	Saint Francis (PA)	83 69
												242	A	Hawaii	73 67
												243	A	Liberty	65 64
												243	H	Liberty	68 50
												248	H	Jacksonville	82 58
												273	A	North Florida	105 66
												273	H	North Florida	80 48
												305	A	Kennesaw St.	69 46
												314	A	NJIT	67 35
												314	H	NJIT	61 42
												318	H	FIU	100 58
												324	H	Lipscomb	82 40
												327	H	Coppin St.	93 61
LAST 12 Division I GAMES:															
314	H	NJIT	61 42	324	H	Lipscomb	82 40								
243	A	Liberty	65 64	305	A	Kennesaw St.	69 46								
139	H	North Ala.	76 51	273	A	North Florida	105 66								
248	H	Jacksonville	82 58	139	A	North Ala.	68 52								
314	A	NJIT	67 35	243	H	Liberty	68 50								
273	H	North Florida	80 48	85	A	Duke	41 57								

Non-Div I Games: Fla. Memorial 99 68 Johnson & Wales (FI109 64

FGCU

Loss, Non-Conf, S Site, H Home A Away N Neutral

Average RPI Win:	324	WON-LOST	WINNING	LAST 10	STRENGTH OF	OPP. STRENGTH	TEAM	ADJ.	CONF.	ADJ CONF.
Average RPI Loss:	162	RECORD	PCT. RANK	GAMES	SCHEDULE	OF SCHEDULE	RPI	RPI	RPI	RPI
DIV. I ONLY	4- 20	326	0- 1	158	279	318	318	14	14	
DIV. I NON-CONF.	3- 9	271	0- 1	188	347	318	318	17	17	
TOTALS	RPI 1-25	RPI 26-50	W-L RECORDS	RPI 51-100	RPI 101-150	RPI 150+				
4- 20	0- 1	0- 1	OVERALL	0- 3	0- 5	4- 10				
4- 11	0- 1	0- 0	HOME	0- 1	0- 4	4- 5				
0- 9	0- 0	0- 1	AWAY	0- 2	0- 1	0- 5				
0- 0	0- 0	0- 0	NEUTRAL	0- 0	0- 0	0- 0				
3- 9	0- 1	0- 0	NON-CONFERENCE	0- 1	0- 2	3- 5				
3- 6	0- 1	0- 0	HOME	0- 0	0- 2	3- 3				
0- 3	0- 0	0- 0	AWAY	0- 1	0- 0	0- 2				
0- 0	0- 0	0- 0	NEUTRAL	0- 0	0- 0	0- 0				
1- 11	0- 0	0- 1	CONFERENCE	0- 2	0- 3	1- 5				
1- 5	0- 0	0- 0	HOME	0- 1	0- 2	1- 2				
0- 6	0- 0	0- 1	AWAY	0- 1	0- 1	0- 3				
0- 0	0- 0	0- 0	NEUTRAL	0- 0	0- 0	0- 0				

RPI S	Opponent	Score	RPI S	Opponent	Score	RPI S	Opponent	Score	RPI S	Opponent	Score	Team's RPI: 318
21	H Miami (FL)	43 94	36	A Rice	44 76	51	H Middle Tenn.	43 49	112	H South Alabama	77 84	
						70	A Old Dominion	68 95	119	H UAB	59 83	
						72	A FGCU	58 100	127	H Western Ky.	82 94	
									136	H Georgia St.	61 67	
									150	A Louisiana Tech	72 90	
									151	A Charlotte	54 69	
									190	A Southern Miss.	57 71	
									217	H Marshall	58 86	
									230	H Howard	62 89	
									237	H Campbell	54 59	
									239	A Bethune-Cookman	57 68	
									248	H Jacksonville	62 73	
									270	H UTEP	55 60	
									273	A North Florida	53 62	
									295	A Fla. Atlantic	55 77	
									297	H Morgan St.	59 50	
									300	H UTSA	51 40	
									349	H Florida A&M	77 54	
									350	H Alcorn	75 40	
LAST 12 Division I GAMES:												
112	H South Alabama	77 84	190	A Southern Miss.	57 71							
237	H Campbell	54 59	295	A Fla. Atlantic	55 77							
36	A Rice	44 76	217	H Marshall	58 86							
270	H UTEP	55 60	127	H Western Ky.	82 94							
300	H UTSA	51 40	70	A Old Dominion	68 95							
150	A Louisiana Tech	72 90	151	A Charlotte	54 69							

Non-Div I Games: Palm Beach Atl. 63 66

FIU

Fairfield

Through Games Of Feb. 14, 2019

Average RPI Win:	296	WON-LOST	WINNING	LAST 10	STRENGTH OF	OPP. STRENGTH	TEAM	ADJ.	CONF.	ADJ CONF.
Average RPI Loss:	190	RECORD	PCT. RANK	GAMES	SCHEDULE	OF SCHEDULE	RPI	RPI	RPI	RPI
DIV. I ONLY	8- 16	261	1- 0	292	304	293	293	26	26	
DIV. I NON-CONF.	3- 8	267	0- 0	276	309	303	303	27	27	
TOTALS	RPI 1-25	RPI 26-50	W-L RECORDS	RPI 51-100	RPI 101-150	RPI 150+				
8- 16	0- 0	0- 1	OVERALL	0- 2	0- 1	8- 12				
4- 5	0- 0	0- 0	HOME	0- 1	0- 1	4- 3				
3- 8	0- 0	0- 0	AWAY	0- 1	0- 0	3- 7				
1- 3	0- 0	0- 1	NEUTRAL	0- 0	0- 0	1- 2				
3- 8	0- 0	0- 1	NON-CONFERENCE	0- 1	0- 0	3- 6				
1- 2	0- 0	0- 0	HOME	0- 1	0- 0	1- 1				
1- 3	0- 0	0- 0	AWAY	0- 0	0- 0	1- 3				
1- 3	0- 0	0- 1	NEUTRAL	0- 0	0- 0	1- 2				
5- 8	0- 0	0- 0	CONFERENCE	0- 1	0- 1	5- 6				
3- 3	0- 0	0- 0	HOME	0- 0	0- 1	3- 2				
2- 5	0- 0	0- 0	AWAY	0- 1	0- 0	2- 4				
0- 0	0- 0	0- 0	NEUTRAL	0- 0	0- 0	0- 0				

RPI 1-25				RPI 26-50				RPI 51-100				RPI 101+				Team's RPI: 293	
RPI	S	Opponent	Score	RPI	S	Opponent	Score	RPI	S	Opponent	Score	RPI	S	Opponent	Score		
				41	N	Bucknell	54 77	64	A	Quinnipiac	36 81	146	H	Marist	46 56		
								80	H	Northeastern	50 59	164	H	William & Mary	54 60		
												169	A	Xavier	35 48		
												178	A	Rider	59 62		
												199	A	Dartmouth	46 59		
												204	N	Massachusetts	49 59		
												209	N	Furman	70 77		
												214	H	Monmouth	63 73		
												229	A	Brown	49 68		
												235	A	Niagara	68 71		
												235	H	Niagara	55 54		
												256	A	Richmond	58 40		
												278	A	Canisius	50 53		
												278	H	Canisius	72 65		
												289	A	Siena	66 40		
												289	H	Siena	59 55		
												301	A	Manhattan	41 47		
												328	H	Saint Peter's	65 68		
												331	A	Iona	55 42		
												336	N	UIC	68 60		
												351	H	LIU Brooklyn	71 43		
LAST 12 Division I GAMES:																	
				289	A	Siena	66 40					331	A	Iona	55 42		
				235	H	Niagara	55 54					235	A	Niagara	68 71		
				278	H	Canisius	72 65					278	A	Canisius	50 53		
				214	H	Monmouth	63 73					328	H	Saint Peter's	65 68		
				301	A	Manhattan	41 47					146	H	Marist	46 56		
				289	H	Siena	59 55					178	A	Rider	59 62		

Non-Div I Games:

Fairfield

■ Loss,
 ■ Non-Conf,
 ■ S Site,
 ■ H Home
 ■ A Away
 N Neutral

Ralphie Dickinson				Through Games of Feb. 11, 1919						
Average RPI Win:	319	WON-LOST	WINNING	LAST 10	STRENGTH OF	OPP. STRENGTH	TEAM	ADJ.	CONF.	ADJ CONF.
Average RPI Loss:	255	RECORD	PCT. RANK	GAMES	SCHEDULE	OF SCHEDULE	RPI	RPI	RPI	RPI
DIV. I ONLY	4- 16	318	0- 1	336	351	344	344	31	31	
DIV. I NON-CONF.	1- 8	322	0- 0	332	348	350	350	31	31	

TOTALS	RPI 1-25		RPI 26-50	W-L RECORDS	RPI 51-100	RPI 101-150		RPI 150+		
4- 16	0- 0		0- 0	OVERALL	0- 0	0- 0		4- 16		
3- 5	0- 0		0- 0	HOME	0- 0	0- 0		3- 5		
1- 11	0- 0		0- 0	AWAY	0- 0	0- 0		1- 11		
0- 0	0- 0		0- 0	NEUTRAL	0- 0	0- 0		0- 0		
1- 8	0- 0		0- 0	NON-CONFERENCE	0- 0	0- 0		1- 8		
1- 2	0- 0		0- 0	HOME	0- 0	0- 0		1- 2		
0- 6	0- 0		0- 0	AWAY	0- 0	0- 0		0- 6		
0- 0	0- 0		0- 0	NEUTRAL	0- 0	0- 0		0- 0		
3- 8	0- 0		0- 0	CONFERENCE	0- 0	0- 0		3- 8		
2- 3	0- 0		0- 0	HOME	0- 0	0- 0		2- 3		
1- 5	0- 0		0- 0	AWAY	0- 0	0- 0		1- 5		
0- 0	0- 0		0- 0	NEUTRAL	0- 0	0- 0		0- 0		

RPI 1-25				RPI 26-50				RPI 51-100				RPI 101+ Team's RPI: 344			
RPI	S	Opponent	Score	RPI	S	Opponent	Score	RPI	S	Opponent	Score	RPI	S	Opponent	Score
												162	A	Stony Brook	49 63
												216	A	Robert Morris	49 71
												216	H	Robert Morris	43 63
												218	A	Saint Francis (PA)	64 75
												226	A	Sacred Heart	62 68
												230	H	Howard	58 79
												255	A	Binghamton	54 73
												256	A	Colgate	52 71
												262	A	St. Francis Brooklyn	61 73
												262	H	St. Francis Brooklyn	53 64
												265	H	Mt. St. Mary's	47 63
												266	A	Air Force	37 85
												291	A	Army West Point	40 62
												304	H	Central Conn. St.	74 67
												307	H	Bryant	63 53
												309	A	Wagner	59 71
												314	H	NJIT	64 43
												321	H	Lafayette	57 63
												328	A	Saint Peter's	58 75
												351	A	LIU Brooklyn	69 52
LAST 12 Division I GAMES:															
				226	A	Sacred Heart	62 68					351	A	LIU Brooklyn	69 52
				262	A	St. Francis Brooklyn	61 73					309	A	Wagner	59 71
				216	H	Robert Morris	43 63					304	H	Central Conn. St.	74 67
				307	H	Bryant	63 53					216	A	Robert Morris	49 71
				262	H	St. Francis Brooklyn	53 64					218	A	Saint Francis (PA)	64 75
				265	H	Mt. St. Mary's	47 63					328	A	Saint Peter's	58 75

Non-Div I Games:	Georgian Court	70	45	Rutgers-Newark	97	51
------------------	----------------	----	----	----------------	----	----

Fairleigh Dickinson

Loss, Non-Conf, S Site, H Home A Away N Neutral

Average RPI Win:	297	WON-LOST	WINNING	LAST 10	STRENGTH OF	OPP. STRENGTH	TEAM	ADJ.	CONF.	ADJ CONF.
Average RPI Loss:	154	RECORD	PCT. RANK	GAMES	SCHEDULE	OF SCHEDULE	RPI	RPI	RPI	RPI
DIV. I ONLY	5- 20	318	0- 1	156	223	295	295	14	14	
DIV. I NON-CONF.	3- 10	278	0- 1	137	314	283	283	17	17	
TOTALS	RPI 1-25	RPI 26-50	W-L RECORDS	RPI 51-100	RPI 101-150	RPI 150+				
5- 20	0- 1	0- 1	OVERALL	0- 2	0- 5	5- 11				
4- 11	0- 0	0- 0	HOME	0- 1	0- 3	4- 7				
1- 9	0- 1	0- 1	AWAY	0- 1	0- 2	1- 4				
0- 0	0- 0	0- 0	NEUTRAL	0- 0	0- 0	0- 0				
3- 10	0- 1	0- 1	NON-CONFERENCE	0- 0	0- 2	3- 6				
2- 6	0- 0	0- 0	HOME	0- 0	0- 1	2- 5				
1- 4	0- 1	0- 1	AWAY	0- 0	0- 1	1- 1				
0- 0	0- 0	0- 0	NEUTRAL	0- 0	0- 0	0- 0				
2- 10	0- 0	0- 0	CONFERENCE	0- 2	0- 3	2- 5				
2- 5	0- 0	0- 0	HOME	0- 1	0- 2	2- 2				
0- 5	0- 0	0- 0	AWAY	0- 1	0- 1	0- 3				
0- 0	0- 0	0- 0	NEUTRAL	0- 0	0- 0	0- 0				

RPI	S	Opponent	Score	RPI	S	Opponent	Score	RPI	S	Opponent	Score	RPI	S	Opponent	Score	Team's RPI: 295
24	A	Michigan St.	74 89	50	A	Little Rock	38 61	51	H	Middle Tenn.	55 74	119	H	UAB	64 89	
								70	A	Old Dominion	53 87	127	H	Western Ky.	50 81	
												129	A	Tulane	45 88	
												136	H	Georgia St.	59 75	
												150	A	Louisiana Tech	55 86	
												151	A	Charlotte	47 68	
												157	H	Bradley	59 80	
												174	A	North Texas	62 82	
												179	H	Hampton	68 72	
												188	H	Saint Louis	61 93	
												190	A	Southern Miss.	45 67	
												209	A	Furman	57 73	
												217	H	Marshall	67 72	
												220	H	N.C. A&T	65 67	
												256	H	Richmond	69 55	
												270	H	UTEP	44 70	
												277	H	Western Mich.	59 69	
												289	A	Siena	70 66	
												300	H	UTSA	86 70	
												318	H	FIU	77 55	
												321	H	Lafayette	53 49	
LAST 12 Division I GAMES:																
188	H	Saint Louis	61 93	150	A	Louisiana Tech	55 86									
157	H	Bradley	59 80	318	H	FIU	77 55									
174	A	North Texas	62 82	127	H	Western Ky.	50 81									
300	H	UTSA	86 70	217	H	Marshall	67 72									
270	H	UTEP	44 70	151	A	Charlotte	47 68									
190	A	Southern Miss.	45 67	70	A	Old Dominion	53 87									

Non-Div I Games:

Fla. Atlantic

Average RPI Win:	202	WON-LOST	WINNING	LAST 10	STRENGTH OF	OPP. STRENGTH	TEAM	ADJ.	CONF.	ADJ CONF.
Average RPI Loss:	92	RECORD	PCT. RANK	GAMES	SCHEDULE	OF SCHEDULE	RPI	RPI	RPI	RPI
DIV. I ONLY	6- 18	301	0- 1	52	74	212	212	5	5	
DIV. I NON-CONF.	4- 9	252	0- 1	135	167	259	259	4	4	
TOTALS	RPI 1-25	RPI 26-50	W-L RECORDS	RPI 51-100	RPI 101-150	RPI 150+				
6- 18	1- 4	0- 1	OVERALL	0- 7	2- 2	3- 4				
6- 6	1- 1	0- 0	HOME	0- 4	2- 0	3- 1				
0- 11	0- 3	0- 1	AWAY	0- 2	0- 2	0- 3				
0- 1	0- 0	0- 0	NEUTRAL	0- 1	0- 0	0- 0				
4- 9	0- 1	0- 1	NON-CONFERENCE	0- 4	1- 0	3- 3				
4- 3	0- 0	0- 0	HOME	0- 2	1- 0	3- 1				
0- 5	0- 1	0- 1	AWAY	0- 1	0- 0	0- 2				
0- 1	0- 0	0- 0	NEUTRAL	0- 1	0- 0	0- 0				
2- 9	1- 3	0- 0	CONFERENCE	0- 3	1- 2	0- 1				
2- 3	1- 1	0- 0	HOME	0- 2	1- 0	0- 0				
0- 6	0- 2	0- 0	AWAY	0- 1	0- 2	0- 1				
0- 0	0- 0	0- 0	NEUTRAL	0- 0	0- 0	0- 0				

RPI	S	Opponent	Score	RPI	S	Opponent	Score	RPI	S	Opponent	Score	RPI	S	Opponent	Score	Team's RPI: 212
9	H	Mississippi St.	42 90	44	A	Indiana	64 83	52	N	Utah	58 74	108	A	Georgia	58 93	
14	A	South Carolina	40 71					53	A	Tennessee	50 67	133	A	Alabama	67 74	
18	A	Florida St.	56 63					57	H	Auburn	56 64	133	H	Alabama	57 55	
22	A	Kentucky	51 62					80	H	Northeastern	66 79	149	H	Texas Tech	72 67	
23	H	Missouri	58 56					84	H	Arkansas	73 83	159	A	Mercer	82 92	
								89	H	Northwestern	74 83	198	A	Ole Miss	66 76	
								91	A	Ohio St.	41 46	201	A	UNLV	53 56	
												239	H	Bethune-Cookman	64 53	
												246	H	Gardner-Webb	58 60	
												319	H	Charleston So.	70 60	
												349	H	Florida A&M	62 38	
LAST 12 Division I GAMES:																
201	A	UNLV	53 56	9	H	Mississippi St.	42 90									
108	A	Georgia	58 93	198	A	Ole Miss	66 76									
133	H	Alabama	57 55	23	H	Missouri	58 56									
22	A	Kentucky	51 62	14	A	South Carolina	40 71									
53	A	Tennessee	50 67	57	H	Auburn	56 64									
84	H	Arkansas	73 83	133	A	Alabama	67 74									

Non-Div I Games:

Florida

■ Loss,
 ■ Non-Conf,
 ■ S Site,
 ■ H Home
 ■ A Away
 N Neutral

Through Games of Feb. 11, 1919				Through Games of Feb. 11, 1919						
Average RPI Win: 203		WON-LOST	WINNING	LAST 10	STRENGTH OF	OPP. STRENGTH	TEAM	ADJ.	CONF.	ADJ CONF.
Average RPI Loss: 235		RECORD	PCT. RANK	GAMES	SCHEDULE	OF SCHEDULE	RPI	RPI	RPI	RPI
DIV. I ONLY		2- 20	342	0- 1	327	318	349	349	32	32
DIV. I NON-CONF.		1- 10	330	0- 1	259	190	338	338	32	32
TOTALS		RPI 1-25	RPI 26-50	W-L RECORDS		RPI 51-100	RPI 101-150	RPI 150+		
2- 20	0- 1		0- 0	OVERALL		1- 1	0- 1	1- 17		
2- 7	0- 0		0- 0	HOME		1- 0	0- 0	1- 7		
0- 10	0- 1		0- 0	AWAY		0- 1	0- 0	0- 8		
0- 3	0- 0		0- 0	NEUTRAL		0- 0	0- 1	0- 2		
1- 10	0- 1		0- 0	NON-CONFERENCE		1- 1	0- 1	0- 7		
1- 1	0- 0		0- 0	HOME		1- 0	0- 0	0- 1		
0- 6	0- 1		0- 0	AWAY		0- 1	0- 0	0- 4		
0- 3	0- 0		0- 0	NEUTRAL		0- 0	0- 1	0- 2		
1- 10	0- 0		0- 0	CONFERENCE		0- 0	0- 0	1- 10		
1- 6	0- 0		0- 0	HOME		0- 0	0- 0	1- 6		
0- 4	0- 0		0- 0	AWAY		0- 0	0- 0	0- 4		
0- 0	0- 0		0- 0	NEUTRAL		0- 0	0- 0	0- 0		

[illegible]

Non-Div I Games:	Edward Waters	70	64
------------------	---------------	----	----

Florida A&M

Loss, Non-Conf, S Site, H Home A Away N Neutral

Average RPI Win:	128	WON-LOST	WINNING	LAST 10	STRENGTH OF	OPP. STRENGTH	TEAM	ADJ.	CONF.	ADJ CONF.
Average RPI Loss:	31	RECORD	PCT. RANK	GAMES	SCHEDULE	OF SCHEDULE	RPI	RPI	RPI	RPI
DIV. I ONLY	20- 5	28	1- 0	43	13	18	18	1	1	
DIV. I NON-CONF.	12- 1	11	1- 0	158	82	32	32	1	1	
TOTALS	RPI 1-25	RPI 26-50	W-L RECORDS	RPI 51-100	RPI 101-150	RPI 150+				
20- 5	3- 2	1- 2	OVERALL	4- 1	6- 0	6- 0				
11- 3	2- 1	0- 1	HOME	2- 1	4- 0	3- 0				
7- 2	0- 1	1- 1	AWAY	2- 0	2- 0	2- 0				
2- 0	1- 0	0- 0	NEUTRAL	0- 0	0- 0	1- 0				
12- 1	1- 0	0- 0	NON-CONFERENCE	1- 1	4- 0	6- 0				
7- 1	0- 0	0- 0	HOME	1- 1	3- 0	3- 0				
3- 0	0- 0	0- 0	AWAY	0- 0	1- 0	2- 0				
2- 0	1- 0	0- 0	NEUTRAL	0- 0	0- 0	1- 0				
8- 4	2- 2	1- 2	CONFERENCE	3- 0	2- 0	0- 0				
4- 2	2- 1	0- 1	HOME	1- 0	1- 0	0- 0				
4- 2	0- 1	1- 1	AWAY	2- 0	1- 0	0- 0				
0- 0	0- 0	0- 0	NEUTRAL	0- 0	0- 0	0- 0				

RPI S Opponent Score	RPI S Opponent Score	RPI S Opponent Score	RPI S Opponent Score
1 A Notre Dame 70 97	29 A North Carolina 64 63	60 H LSU 45 58	105 A Boston College 91 71
3 H Louisville 49 68	46 A Clemson 68 73	68 A Virginia Tech 56 54	109 A St. John's (NY) 57 53
8 H NC State 75 70	46 H Clemson 45 57	85 H Duke 66 62	115 H Creighton 71 52
12 N Iowa 71 67		95 H Troy 103 67	117 H Wake Forest 85 61
21 H Miami (FL) 62 58		100 A Virginia 63 61	136 H Georgia St. 79 43
			138 H Penn St. 87 58
			159 A Mercer 57 56
			194 A Milwaukee 87 62
			212 H Florida 63 56
			248 H Jacksonville 79 46
			273 H North Florida 74 53
			330 N Eastern Ky. 62 45
LAST 12 Division I GAMES:			
12 N Iowa 71 67	68 A Virginia Tech 56 54		
46 A Clemson 68 73	3 H Louisville 49 68		
1 A Notre Dame 70 97	85 H Duke 66 62		
8 H NC State 75 70	105 A Boston College 91 71		
117 H Wake Forest 85 61	46 H Clemson 45 57		
21 H Miami (FL) 62 58	29 A North Carolina 64 63		

Non-Div I Games:

Florida St.

■ Loss,
 ■ Non-Conf, S Site,
 ■ Home
 ■ Away
 N Neutral

Average RPI Win:	206	WON-LOST	WINNING	LAST 10	STRENGTH OF	OPP. STRENGTH	TEAM	ADJ.	CONF.	ADJ CONF.
Average RPI Loss:	103	RECORD	PCT. RANK	GAMES	SCHEDULE	OF SCHEDULE	RPI	RPI	RPI	RPI
DIV. I ONLY	18- 8	75	1- 0	228	97	120	120	17	17	
DIV. I NON-CONF.	9- 5	104	1- 0	250	24	143	143	16	16	
TOTALS	RPI 1-25	RPI 26-50	W-L RECORDS	RPI 51-100	RPI 101-150	RPI 150+				
18- 8	0- 1	0- 0	OVERALL	2- 2	1- 4	15- 1				
10- 3	0- 0	0- 0	HOME	2- 0	0- 2	8- 1				
6- 4	0- 0	0- 0	AWAY	0- 2	0- 2	6- 0				
2- 1	0- 1	0- 0	NEUTRAL	0- 0	1- 0	1- 0				
9- 5	0- 1	0- 0	NON-CONFERENCE	2- 2	1- 2	6- 0				
6- 1	0- 0	0- 0	HOME	2- 0	0- 1	4- 0				
1- 3	0- 0	0- 0	AWAY	0- 2	0- 1	1- 0				
2- 1	0- 1	0- 0	NEUTRAL	0- 0	1- 0	1- 0				
9- 3	0- 0	0- 0	CONFERENCE	0- 0	0- 2	9- 1				
4- 2	0- 0	0- 0	HOME	0- 0	0- 1	4- 1				
5- 1	0- 0	0- 0	AWAY	0- 0	0- 1	5- 0				
0- 0	0- 0	0- 0	NEUTRAL	0- 0	0- 0	0- 0				

RPI 1-25				RPI 26-50				RPI 51-100				RPI 101+				Team's RPI: 120	
RPI	S	Opponent	Score	RPI	S	Opponent	Score	RPI	S	Opponent	Score	RPI	S	Opponent	Score		
25	N	Texas	54 72					51	H	Middle Tenn.	61 49	101	H	VCU	44 47		
								73	H	Maine	72 64	113	A	Dayton	50 72		
								80	A	Northeastern	54 58	121	A	Pittsburgh	62 65		
								90	A	Georgetown	38 58	138	H	Penn St.	55 72		
												143	N	Washington	65 57		
												151	H	Charlotte	71 64		
												154	A	Davidson	58 42		
												154	H	Davidson	56 60		
												166	H	Duquesne	57 46		
												188	A	Saint Louis	56 53		
												188	H	Saint Louis	54 51		
												191	N	Ball St.	78 70		
												208	A	George Washington	50 38		
												215	H	George Mason	64 53		
												227	A	Rhode Island	56 38		
												256	H	Richmond	60 48		
												260	H	Columbia	68 49		
												287	A	La Salle	65 54		
												301	H	Manhattan	65 61		
												309	H	Wagner	80 59		
												331	A	Iona	57 40		
LAST 12 Division I GAMES:																	
				51	H	Middle Tenn.	61 49					166	H	Duquesne	57 46		
				25	N	Texas	54 72					287	A	La Salle	65 54		
				143	N	Washington	65 57					154	H	Davidson	56 60		
				154	A	Davidson	58 42					227	A	Rhode Island	56 38		
				215	H	George Mason	64 53					113	A	Dayton	50 72		
				188	H	Saint Louis	54 51					101	H	VCU	44 47		

Non-Div I Games:

Fordham

■ Loss,
 ■ Non-Conf, S Site,
 ■ Home
 ■ Away
 N Neutral

Fresno St.

Through Games Of Feb. 14, 2019

Average RPI Win:	221	WON-LOST	WINNING	LAST 10	STRENGTH OF	OPP. STRENGTH	TEAM	ADJ.	CONF.	ADJ CONF.
Average RPI Loss:	70	RECORD	PCT. RANK	GAMES	SCHEDULE	OF SCHEDULE	RPI	RPI	RPI	RPI
DIV. I ONLY	13- 8	109	0- 1	162	108	110	110	15	15	
DIV. I NON-CONF.	5- 4	139	0- 0	182	54	117	117	13	13	
TOTALS	RPI 1-25	RPI 26-50	W-L RECORDS	RPI 51-100	RPI 101-150	RPI 150+				
13- 8	0- 1	0- 2	OVERALL	1- 4	0- 0	12- 1				
8- 2	0- 0	0- 1	HOME	1- 1	0- 0	7- 0				
5- 6	0- 1	0- 1	AWAY	0- 3	0- 0	5- 1				
0- 0	0- 0	0- 0	NEUTRAL	0- 0	0- 0	0- 0				
5- 4	0- 1	0- 1	NON-CONFERENCE	1- 1	0- 0	4- 1				
4- 0	0- 0	0- 0	HOME	1- 0	0- 0	3- 0				
1- 4	0- 1	0- 1	AWAY	0- 1	0- 0	1- 1				
0- 0	0- 0	0- 0	NEUTRAL	0- 0	0- 0	0- 0				
8- 4	0- 0	0- 1	CONFERENCE	0- 3	0- 0	8- 0				
4- 2	0- 0	0- 1	HOME	0- 1	0- 0	4- 0				
4- 2	0- 0	0- 0	AWAY	0- 2	0- 0	4- 0				
0- 0	0- 0	0- 0	NEUTRAL	0- 0	0- 0	0- 0				

RPI S	Opponent	Score	RPI S	Opponent	Score	RPI S	Opponent	Score	RPI S	Opponent	Score	Team's RPI: 110
16	A Arizona St.	52 68	40	A UCLA	80 89	54	A New Mexico	73 82	180	A Eastern Wash.	68 58	
			48	H Wyoming	56 63	55	A Southern California	61 62	185	H Santa Clara	80 53	
						56	A Boise St.	76 83	194	H Milwaukee	65 48	
						56	H Boise St.	60 72	201	H UNLV	73 55	
						96	H UT Arlington	70 61	203	A San Diego St.	87 81	
									213	A Utah St.	64 53	
									213	H Utah St.	70 59	
									236	A Northern Ariz.	73 86	
									238	A Nevada	79 63	
									258	A Colorado St.	66 55	
									258	H Colorado St.	57 54	
									312	H Cal Poly	76 58	
									316	H San Jose St.	77 48	
LAST 12 Division I GAMES:												
56	A Boise St.	76 83	203	A San Diego St.	87 81							
201	H UNLV	73 55	56	H Boise St.	60 72							
213	A Utah St.	64 53	238	A Nevada	79 63							
54	A New Mexico	73 82	213	H Utah St.	70 59							
48	H Wyoming	56 63	258	A Colorado St.	66 55							
258	H Colorado St.	57 54	316	H San Jose St.	77 48							

Non-Div I Games: Stanislaus St. 86 51 Fresno Pacific 90 51

Fresno St.

Loss, Non-Conf, S Site, H Home A Away N Neutral

Average RPI Win: 285	WON-LOST	WINNING	LAST 10	STRENGTH OF	OPP. STRENGTH	TEAM	ADJ.	CONF.	ADJ CONF.
Average RPI Loss: 140	RECORD	PCT. RANK	GAMES	SCHEDULE	OF SCHEDULE	RPI	RPI	RPI	RPI
DIV. I ONLY	14- 9	113	1- 0	334	214	209	209	27	27
DIV. I NON-CONF.	7- 6	153	0- 0	273	234	206	206	24	24
TOTALS	RPI 1-25	RPI 26-50	W-L RECORDS	RPI 51-100	RPI 101-150	RPI 150+			
14- 9	0- 2	0- 0	OVERALL	0- 1	1- 2	13- 4			
10- 2	0- 0	0- 0	HOME	0- 1	1- 0	9- 1			
3- 6	0- 2	0- 0	AWAY	0- 0	0- 2	3- 2			
1- 1	0- 0	0- 0	NEUTRAL	0- 0	0- 0	1- 1			
7- 6	0- 2	0- 0	NON-CONFERENCE	0- 1	0- 1	7- 2			
5- 1	0- 0	0- 0	HOME	0- 1	0- 0	5- 0			
1- 4	0- 2	0- 0	AWAY	0- 0	0- 1	1- 1			
1- 1	0- 0	0- 0	NEUTRAL	0- 0	0- 0	1- 1			
7- 3	0- 0	0- 0	CONFERENCE	0- 0	1- 1	6- 2			
5- 1	0- 0	0- 0	HOME	0- 0	1- 0	4- 1			
2- 2	0- 0	0- 0	AWAY	0- 0	0- 1	2- 1			
0- 0	0- 0	0- 0	NEUTRAL	0- 0	0- 0	0- 0			

RPI 1-25			RPI 26-50			RPI 51-100			RPI 101+ Team's RPI: 209		
RPI	S	Opponent	Score	RPI	S	Opponent	Score	RPI	S	Opponent	Score
9	A	Mississippi St.	41 106					108	A	Georgia	38 61
14	A	South Carolina	53 66					144	A	Chattanooga	53 73
								144	H	Chattanooga	61 54
								159	H	Mercer	60 75
								197	H	UNC Asheville	58 47
								219	N	Western Ill.	78 85
								246	H	Gardner-Webb	70 57
								254	A	ETSU	70 75
								272	H	Samford	57 36
								281	H	Wofford	63 50
								292	A	Col. of Charleston	70 67
								293	N	Fairfield	77 70
								295	H	Fla. Atlantic	73 57
								305	A	Kennesaw St.	63 74
								308	A	UNC Greensboro	59 49
								308	H	UNC Greensboro	64 61
								333	H	Presbyterian	76 68
								339	A	Western Caro.	53 28
								339	H	Western Caro.	65 55
								343	H	USC Upstate	78 67
LAST 12 Division I GAMES:											
144	H	Chattanooga	61 54	144	A	Chattanooga	53 73				
308	A	UNC Greensboro	59 49	254	A	ETSU	70 75				
339	A	Western Caro.	53 28	339	H	Western Caro.	65 55				
159	H	Mercer	60 75	308	H	UNC Greensboro	64 61				
272	H	Samford	57 36	333	H	Presbyterian	76 68				
281	H	Wofford	63 50	14	A	South Carolina	53 66				

Non-Div I Games: Coker

71 42

North Greenville 74

78

Furman

■ Loss,
 ■ Non-Conf,
 ■ S Site,
 ■ Home
 ■ A Away
 N Neutral

Ga. Southern

Through Games Of Feb. 14, 2019

Average RPI Win:	270	WON-LOST	WINNING	LAST 10	STRENGTH OF	OPP. STRENGTH	TEAM	ADJ.	CONF.	ADJ CONF.
Average RPI Loss:	172	RECORD	PCT. RANK	GAMES	SCHEDULE	OF SCHEDULE	RPI	RPI	RPI	RPI
DIV. I ONLY	6- 16	289	0- 1	196	316	284	284	12	12	
DIV. I NON-CONF.	4- 6	212	0- 0	210	349	238	238	15	15	
TOTALS	RPI 1-25	RPI 26-50	W-L RECORDS	RPI 51-100	RPI 101-150	RPI 150+				
6- 16	0- 0	0- 0	OVERALL	0- 4	0- 4	6- 8				
3- 8	0- 0	0- 0	HOME	0- 2	0- 2	3- 4				
3- 8	0- 0	0- 0	AWAY	0- 2	0- 2	3- 4				
0- 0	0- 0	0- 0	NEUTRAL	0- 0	0- 0	0- 0				
4- 6	0- 0	0- 0	NON-CONFERENCE	0- 1	0- 1	4- 4				
2- 2	0- 0	0- 0	HOME	0- 0	0- 0	2- 2				
2- 4	0- 0	0- 0	AWAY	0- 1	0- 1	2- 2				
0- 0	0- 0	0- 0	NEUTRAL	0- 0	0- 0	0- 0				
2- 10	0- 0	0- 0	CONFERENCE	0- 3	0- 3	2- 4				
1- 6	0- 0	0- 0	HOME	0- 2	0- 2	1- 2				
1- 4	0- 0	0- 0	AWAY	0- 1	0- 1	1- 2				
0- 0	0- 0	0- 0	NEUTRAL	0- 0	0- 0	0- 0				

RPI 1-25			RPI 26-50			RPI 51-100			RPI 101+			Team's RPI: 284
RPI	S	Opponent	Score	RPI	S	Opponent	Score	RPI	S	Opponent	Score	
						68 A Virginia Tech	49 78	108 A Georgia		38 81		
						95 H Troy	81 97	112 A South Alabama		60 73		
						96 A UT Arlington	48 81	112 H South Alabama		53 69		
						96 H UT Arlington	53 74	136 H Georgia St.		66 83		
								159 H Mercer		72 79		
								162 A Stony Brook		43 72		
								177 A Texas St.		65 55		
								177 H Texas St.		52 64		
								239 H Bethune-Cookman		77 76		
								253 A Louisiana		48 59		
								253 H Louisiana		79 71		
								271 H Winthrop		64 55		
								281 H Wofford		65 81		
								298 A La.-Monroe		57 58		
								298 H La.-Monroe		62 80		
								305 A Kennesaw St.		59 78		
								333 A Presbyterian		69 68		
								345 A Savannah St.		82 71		
LAST 12 Division I GAMES:												
112 A		South Alabama	60 73	112 H		South Alabama	53 69					
298 H		La.-Monroe	62 80	95 H		Troy	81 97					
253 H		Louisiana	79 71	253 A		Louisiana	48 59					
136 H		Georgia St.	66 83	298 A		La.-Monroe	57 58					
177 A		Texas St.	65 55	96 H		UT Arlington	53 74					
96 A		UT Arlington	48 81	177 H		Texas St.	52 64					

Non-Div I Games: Coastal Ga. 68 46

Ga. Southern

■ Loss,
 ■ Non-Conf, S Site,
 ■ Home
 ■ Away
 N Neutral

Average RPI Win:	275	WON-LOST	WINNING	LAST 10	STRENGTH OF	OPP. STRENGTH	TEAM	ADJ.	CONF.	ADJ CONF.
Average RPI Loss:	194	RECORD	PCT. RANK	GAMES	SCHEDULE	OF SCHEDULE	RPI	RPI	RPI	RPI
DIV. I ONLY	10- 11	184	1- 0	302	322	246	246	28	28	
DIV. I NON-CONF.	3- 6	241	0- 0	239	310	251	251	29	29	
TOTALS	RPI 1-25	RPI 26-50	W-L RECORDS	RPI 51-100	RPI 101-150	RPI 150+				
10- 11	0- 0	0- 0	OVERALL	0- 2	0- 2	10- 7				
5- 4	0- 0	0- 0	HOME	0- 0	0- 2	5- 2				
5- 7	0- 0	0- 0	AWAY	0- 2	0- 0	5- 5				
0- 0	0- 0	0- 0	NEUTRAL	0- 0	0- 0	0- 0				
3- 6	0- 0	0- 0	NON-CONFERENCE	0- 1	0- 1	3- 4				
1- 2	0- 0	0- 0	HOME	0- 0	0- 1	1- 1				
2- 4	0- 0	0- 0	AWAY	0- 1	0- 0	2- 3				
0- 0	0- 0	0- 0	NEUTRAL	0- 0	0- 0	0- 0				
7- 5	0- 0	0- 0	CONFERENCE	0- 1	0- 1	7- 3				
4- 2	0- 0	0- 0	HOME	0- 0	0- 1	4- 1				
3- 3	0- 0	0- 0	AWAY	0- 1	0- 0	3- 2				
0- 0	0- 0	0- 0	NEUTRAL	0- 0	0- 0	0- 0				

RPI S	Opponent	Score	RPI S	Opponent	Score	RPI S	Opponent	Score	RPI S	Opponent	Score	Team's RPI: 246
						77	A Drexel	48 65	130	H High Point	61 78	
						92	A Radford	69 79	135	H Morehead St.	69 84	
									153	A Delaware	45 69	
									154	H Davidson	54 49	
									179	A Hampton	80 82	
									197	H UNC Asheville	69 59	
									209	A Furman	57 70	
									212	A Florida	60 58	
									237	A Campbell	52 38	
									265	H Mt. St. Mary's	62 69	
									271	A Winthrop	65 52	
									271	H Winthrop	62 64	
									281	A Wofford	53 59	
									319	H Charleston So.	75 65	
									333	A Presbyterian	66 58	
									339	A Western Caro.	62 52	
									340	A Longwood	79 85	
									340	H Longwood	80 78	
									343	H USC Upstate	92 72	
LAST 12 Division I GAMES:												
271	A	Winthrop	65	52	343	H	USC Upstate	92	72			
340	H	Longwood	80	78	271	H	Winthrop	62	64			
92	A	Radford	69	79	333	A	Presbyterian	66	58			
340	A	Longwood	79	85	130	H	High Point	61	78			
319	H	Charleston So.	75	65	197	H	UNC Asheville	69	59			
179	A	Hampton	80	82	237	A	Campbell	52	38			

Non-Div I Games: Converse 79 51 Warren Wilson 100 37 Pfeiffer 82 46

Gardner-Webb

George Mason

Through Games Of Feb. 14, 2019

Average RPI Win:	242	WON-LOST	WINNING	LAST 10	STRENGTH OF	OPP. STRENGTH	TEAM	ADJ.	CONF.	ADJ CONF.
Average RPI Loss:	164	RECORD	PCT. RANK	GAMES	SCHEDULE	OF SCHEDULE	RPI	RPI	RPI	RPI
DIV. I ONLY	13- 11	150	1- 0	328	149	215	215	17	17	
DIV. I NON-CONF.	8- 5	119	0- 0	309	182	191	191	16	16	
TOTALS	RPI 1-25	RPI 26-50	W-L RECORDS	RPI 51-100	RPI 101-150	RPI 150+				
13- 11	0- 0	0- 0	OVERALL	0- 1	0- 4	13- 6				
8- 3	0- 0	0- 0	HOME	0- 0	0- 1	8- 2				
5- 8	0- 0	0- 0	AWAY	0- 1	0- 3	5- 4				
0- 0	0- 0	0- 0	NEUTRAL	0- 0	0- 0	0- 0				
8- 5	0- 0	0- 0	NON-CONFERENCE	0- 1	0- 3	8- 1				
5- 1	0- 0	0- 0	HOME	0- 0	0- 1	5- 0				
3- 4	0- 0	0- 0	AWAY	0- 1	0- 2	3- 1				
0- 0	0- 0	0- 0	NEUTRAL	0- 0	0- 0	0- 0				
5- 6	0- 0	0- 0	CONFERENCE	0- 0	0- 1	5- 5				
3- 2	0- 0	0- 0	HOME	0- 0	0- 0	3- 2				
2- 4	0- 0	0- 0	AWAY	0- 0	0- 1	2- 3				
0- 0	0- 0	0- 0	NEUTRAL	0- 0	0- 0	0- 0				

RPI 1-25			RPI 26-50			RPI 51-100			RPI 101+			Team's RPI: 215
RPI	S	Opponent	Score	RPI	S	Opponent	Score	RPI	S	Opponent	Score	
						99 A American	71 86	103 H Houston			56 66	
								120 A Fordham			53 64	
								131 A Kansas			56 77	
								143 A Washington			52 81	
								153 H Delaware			72 46	
								154 A Davidson			59 67	
								166 H Duquesne			57 60	
								176 H UMES			70 49	
								188 A Saint Louis			53 60	
								204 A Massachusetts			70 52	
								208 A George Washington			64 60	
								208 H George Washington			61 46	
								227 H Rhode Island			75 69	
								230 A Howard			59 73	
								232 A UMKC			91 84	
								233 A St. Bonaventure			55 64	
								233 H St. Bonaventure			57 68	
								256 H Colgate			64 61	
								266 A Air Force			78 71	
								287 H La Salle			59 42	
								292 H Col. of Charleston			66 52	
								303 H Loyola Maryland			70 38	
								330 A Eastern Ky.			91 75	
LAST 12 Division I GAMES:												
287	H	La Salle	59 42	208	A	George Washington	64 60					
120	A	Fordham	53 64	204	A	Massachusetts	70 52					
208	H	George Washington	61 46	166	H	Duquesne	57 60					
233	A	St. Bonaventure	55 64	233	H	St. Bonaventure	57 68					
188	A	Saint Louis	53 60	154	A	Davidson	59 67					
227	H	Rhode Island	75 69	292	H	Col. of Charleston	66 52					

Non-Div I Games:

George Mason

■ Loss,
■ Non-Conf,
■ S Site,
■ H Home
■ A Away
N Neutral

George Washington

Through Games Of Feb. 14, 2019

Average RPI Win: 167	WON-LOST	WINNING	LAST 10	STRENGTH OF	OPP. STRENGTH	TEAM	ADJ.	CONF.	ADJ CONF.
Average RPI Loss: 144	RECORD	PCT. RANK	GAMES	SCHEDULE	OF SCHEDULE	RPI	RPI	RPI	RPI
DIV. I ONLY	8- 16	261	0- 1	90	146	208	208	17	17
DIV. I NON-CONF.	3- 10	278	0- 0	48	78	232	232	16	16
TOTALS	RPI 1-25	RPI 26-50	W-L RECORDS	RPI 51-100	RPI 101-150	RPI 150+			
8- 16	0- 2	0- 3	OVERALL	1- 0	3- 2	4- 9			
5- 8	0- 1	0- 1	HOME	1- 0	3- 1	1- 5			
3- 6	0- 0	0- 1	AWAY	0- 0	0- 1	3- 4			
0- 2	0- 1	0- 1	NEUTRAL	0- 0	0- 0	0- 0			
3- 10	0- 2	0- 3	NON-CONFERENCE	1- 0	1- 1	1- 4			
3- 4	0- 1	0- 1	HOME	1- 0	1- 0	1- 2			
0- 4	0- 0	0- 1	AWAY	0- 0	0- 1	0- 2			
0- 2	0- 1	0- 1	NEUTRAL	0- 0	0- 0	0- 0			
5- 6	0- 0	0- 0	CONFERENCE	0- 0	2- 1	3- 5			
2- 4	0- 0	0- 0	HOME	0- 0	2- 1	0- 3			
3- 2	0- 0	0- 0	AWAY	0- 0	0- 0	3- 2			
0- 0	0- 0	0- 0	NEUTRAL	0- 0	0- 0	0- 0			

RPI 1-25				RPI 26-50				RPI 51-100				RPI 101+ Team's RPI: 208			
RPI	S	Opponent	Score	RPI	S	Opponent	Score	RPI	S	Opponent	Score	RPI	S	Opponent	Score
8	N	NC State	61 69	35	A	James Madison	37 50	97	H	Princeton	64 49	101	H	VCU	57 48
17	H	Maryland	30 69	42	H	Villanova	45 60					113	H	Dayton	46 45
				43	N	Georgia Tech	55 70					114	H	Towson	76 63
												120	H	Fordham	38 50
												148	A	South Fla.	30 63
												154	H	Davidson	42 62
												159	H	Mercer	53 61
												164	A	William & Mary	59 73
												166	A	Duquesne	55 54
												188	A	Saint Louis	44 60
												214	H	Monmouth	51 55
												215	A	George Mason	46 61
												215	H	George Mason	60 64
												227	A	Rhode Island	64 59
												231	H	Memphis	51 38
												245	H	Saint Joseph's	38 41
												287	A	La Salle	67 59
												331	A	Iona	43 52
LAST 12 Division I GAMES:															
245	H	Saint Joseph's	38 41	215	H	George Mason	60 64								
215	A	George Mason	46 61	287	A	La Salle	67 59								
188	A	Saint Louis	44 60	113	H	Dayton	46 45								
154	H	Davidson	42 62	227	A	Rhode Island	64 59								
166	A	Duquesne	55 54	120	H	Fordham	38 50								
101	H	VCU	57 48	231	H	Memphis	51 38								

Non-Div I Games:

George Washington

■ Loss,
 ■ Non-Conf,
 ■ S Site,
 ■ H Home
 ■ A Away
 N Neutral

Average RPI Win: 156	WON-LOST	WINNING	LAST 10	STRENGTH OF	OPP. STRENGTH	TEAM	ADJ.	CONF.	ADJ CONF.
Average RPI Loss: 49	RECORD	PCT. RANK	GAMES	SCHEDULE	OF SCHEDULE	RPI	RPI	RPI	RPI
DIV. I ONLY	11- 13	192	0- 1	12	50	90	90	6	6
DIV. I NON-CONF.	6- 5	143	0- 0	25	61	70	70	5	5
TOTALS	RPI 1-25	RPI 26-50	W-L RECORDS	RPI 51-100	RPI 101-150	RPI 150+			
11- 13	0- 4	1- 5	OVERALL	0- 0	5- 4	5- 0			
8- 5	0- 2	1- 2	HOME	0- 0	4- 1	3- 0			
3- 6	0- 1	0- 2	AWAY	0- 0	1- 3	2- 0			
0- 2	0- 1	0- 1	NEUTRAL	0- 0	0- 0	0- 0			
6- 5	0- 2	0- 2	NON-CONFERENCE	0- 0	2- 1	4- 0			
4- 2	0- 1	0- 0	HOME	0- 0	2- 1	2- 0			
2- 1	0- 0	0- 1	AWAY	0- 0	0- 0	2- 0			
0- 2	0- 1	0- 1	NEUTRAL	0- 0	0- 0	0- 0			
5- 8	0- 2	1- 3	CONFERENCE	0- 0	3- 3	1- 0			
4- 3	0- 1	1- 2	HOME	0- 0	2- 0	1- 0			
1- 5	0- 1	0- 1	AWAY	0- 0	1- 3	0- 0			
0- 0	0- 0	0- 0	NEUTRAL	0- 0	0- 0	0- 0			

RPI 1-25				RPI 26-50				RPI 51-100 Team's RPI: 90				RPI 101+			
RPI	S	Opponent	Score	RPI	S	Opponent	Score	RPI	S	Opponent	Score	RPI	S	Opponent	Score
2	N	Baylor	46 67	31	N	Buffalo	64 73					101	H	VCU	45 47
7	A	Marquette	52 59	32	A	DePaul	71 76					109	A	St. John's (NY)	51 59
7	H	Marquette	62 72	32	H	DePaul	64 69					115	A	Creighton	38 65
8	H	NC State	65 76	35	A	James Madison	57 69					115	H	Creighton	62 53
				42	H	Villanova	68 63					116	A	Providence	68 52
				45	H	Butler	50 59					116	H	Providence	61 56
												118	A	Seton Hall	63 76
												120	H	Fordham	58 38
												121	H	Pittsburgh	70 41
												169	H	Xavier	68 61
												176	H	UMES	74 55
												178	A	Rider	79 49
												256	A	Richmond	73 53
												303	H	Loyola Maryland	45 30
LAST 12 Division I GAMES:															
		32	A	DePaul	71 76			42	H	Villanova	68 63				
		7	A	Marquette	52 59			7	H	Marquette	62 72				
		116	H	Providence	61 56			32	H	DePaul	64 69				
		115	H	Creighton	62 53			115	A	Creighton	38 65				
		118	A	Seton Hall	63 76			116	A	Providence	68 52				
		109	A	St. John's (NY)	51 59			45	H	Butler	50 59				

Non-Div I Games:

Georgetown

■ Loss,
 ■ Non-Conf,
 ■ S Site,
 ■ H Home
 ■ A Away
 N Neutral

Average RPI Win:	216	WON-LOST	WINNING	LAST 10	STRENGTH OF	OPP. STRENGTH	TEAM	ADJ.	CONF.	ADJ CONF.
Average RPI Loss:	40	RECORD	PCT. RANK	GAMES	SCHEDULE	OF SCHEDULE	RPI	RPI	RPI	RPI
DIV. I ONLY	14- 10	126	0- 1	95	82	108	108	5	5	
DIV. I NON-CONF.	9- 4	85	0- 0	233	248	135	135	4	4	
TOTALS	RPI 1-25	RPI 26-50	W-L RECORDS	RPI 51-100	RPI 101-150	RPI 150+				
14- 10	0- 5	0- 3	OVERALL	3- 1	0- 1	11- 0				
11- 2	0- 1	0- 0	HOME	2- 0	0- 1	9- 0				
2- 7	0- 3	0- 3	AWAY	1- 1	0- 0	1- 0				
1- 1	0- 1	0- 0	NEUTRAL	0- 0	0- 0	1- 0				
9- 4	0- 1	0- 3	NON-CONFERENCE	0- 0	0- 0	9- 0				
8- 0	0- 0	0- 0	HOME	0- 0	0- 0	8- 0				
0- 3	0- 0	0- 3	AWAY	0- 0	0- 0	0- 0				
1- 1	0- 1	0- 0	NEUTRAL	0- 0	0- 0	1- 0				
5- 6	0- 4	0- 0	CONFERENCE	3- 1	0- 1	2- 0				
3- 2	0- 1	0- 0	HOME	2- 0	0- 1	1- 0				
2- 4	0- 3	0- 0	AWAY	1- 1	0- 0	1- 0				
0- 0	0- 0	0- 0	NEUTRAL	0- 0	0- 0	0- 0				

RPI S	Opponent	Score	RPI S	Opponent	Score	RPI S	Opponent	Score	RPI S	Opponent	Score	Team's RPI: 108
9	A Mississippi St.	71 80	40	A UCLA	69 80	53	H Tennessee	66 62	133	H Alabama	53 58	
14	A South Carolina	57 65	42	A Villanova	56 62	57	A Auburn	58 59	159	H Mercer	67 60	
17	N Maryland	51 58	43	A Georgia Tech	53 63	60	H LSU	63 50	187	A Vanderbilt	71 64	
19	H Texas A&M	66 76				84	A Arkansas	80 72	209	H Furman	61 38	
23	A Missouri	35 61							212	H Florida	93 58	
									233	H St. Bonaventure	67 40	
									271	H Winthrop	85 39	
									284	H Ga. Southern	81 38	
									297	N Morgan St.	60 33	
									319	H Charleston So.	83 75	
									324	H Lipscomb	77 45	
									333	H Presbyterian	83 59	
LAST 12 Division I GAMES:												
14	A South Carolina	57 65	23	A Missouri	35 61							
212	H Florida	93 58	53	H Tennessee	66 62							
57	A Auburn	58 59	9	A Mississippi St.	71 80							
84	A Arkansas	80 72	187	A Vanderbilt	71 64							
133	H Alabama	53 58	60	H LSU	63 50							
19	H Texas A&M	66 76	333	H Presbyterian	83 59							

Non-Div I Games:

Georgia

Average RPI Win:	243	WON-LOST	WINNING	LAST 10	STRENGTH OF	OPP. STRENGTH	TEAM	ADJ.	CONF.	ADJ CONF.
Average RPI Loss:	110	RECORD	PCT. RANK	GAMES	SCHEDULE	OF SCHEDULE	RPI	RPI	RPI	RPI
DIV. I ONLY	14- 9	113	1- 0	187	225	136	136	12	12	
DIV. I NON-CONF.	6- 5	143	0- 0	227	229	169	169	15	15	
TOTALS	RPI 1-25	RPI 26-50	W-L RECORDS	RPI 51-100	RPI 101-150	RPI 150+				
14- 9	0- 1	0- 2	OVERALL	3- 2	0- 1	11- 3				
8- 3	0- 0	0- 1	HOME	2- 0	0- 1	6- 1				
6- 6	0- 1	0- 1	AWAY	1- 2	0- 0	5- 2				
0- 0	0- 0	0- 0	NEUTRAL	0- 0	0- 0	0- 0				
6- 5	0- 1	0- 2	NON-CONFERENCE	0- 1	0- 0	6- 1				
4- 1	0- 0	0- 1	HOME	0- 0	0- 0	4- 0				
2- 4	0- 1	0- 1	AWAY	0- 1	0- 0	2- 1				
0- 0	0- 0	0- 0	NEUTRAL	0- 0	0- 0	0- 0				
8- 4	0- 0	0- 0	CONFERENCE	3- 1	0- 1	5- 2				
4- 2	0- 0	0- 0	HOME	2- 0	0- 1	2- 1				
4- 2	0- 0	0- 0	AWAY	1- 1	0- 0	3- 1				
0- 0	0- 0	0- 0	NEUTRAL	0- 0	0- 0	0- 0				

RPI 1-25				RPI 26-50				RPI 51-100				RPI 101+ Team's RPI: 136			
RPI	S	Opponent	Score	RPI	S	Opponent	Score	RPI	S	Opponent	Score	RPI	S	Opponent	Score
18	A	Florida St.	43 79	36	A	Rice	49 66	51	A	Middle Tenn.	54 69	112	H	South Alabama	59 68
				43	H	Georgia Tech	71 78	95	A	Troy	85 70	177	A	Texas St.	57 34
								95	H	Troy	84 80	177	H	Texas St.	60 69
								96	A	UT Arlington	45 69	202	A	Jacksonville St.	56 61
								96	H	UT Arlington	50 48	239	H	Bethune-Cookman	62 57
												253	A	Louisiana	54 57
												253	H	Louisiana	74 71
												284	A	Ga. Southern	83 66
												295	A	Fla. Atlantic	75 59
												298	A	La.-Monroe	56 41
												298	H	La.-Monroe	68 46
												305	H	Kennesaw St.	79 73
												308	H	UNC Greensboro	70 63
												318	A	FIU	67 61
												341	H	N.C. Central	65 54
LAST 12 Division I GAMES:															
				95	A	Troy	85 70	95	H	Troy	84 80				
				253	H	Louisiana	74 71	112	H	South Alabama	59 68				
				298	H	La.-Monroe	68 46	298	A	La.-Monroe	56 41				
				284	A	Ga. Southern	83 66	253	A	Louisiana	54 57				
				96	A	UT Arlington	45 69	177	H	Texas St.	60 69				
				177	A	Texas St.	57 34	96	H	UT Arlington	50 48				

Non-Div I Games:

Georgia St.

Average RPI Win:	161	WON-LOST	WINNING	LAST 10	STRENGTH OF	OPP. STRENGTH	TEAM	ADJ.	CONF.	ADJ CONF.
Average RPI Loss:	36	RECORD	PCT. RANK	GAMES	SCHEDULE	OF SCHEDULE	RPI	RPI	RPI	RPI
DIV. I ONLY	15- 9	104	1- 0	41	20	43	43	1	1	
DIV. I NON-CONF.	10- 3	59	0- 0	156	179	61	61	1	1	
TOTALS	RPI 1-25	RPI 26-50	W-L RECORDS	RPI 51-100	RPI 101-150	RPI 150+				
15- 9	1- 5	0- 2	OVERALL	2- 0	7- 2	5- 0				
9- 2	1- 2	0- 0	HOME	1- 0	3- 0	4- 0				
3- 6	0- 3	0- 2	AWAY	0- 0	3- 1	0- 0				
3- 1	0- 0	0- 0	NEUTRAL	1- 0	1- 1	1- 0				
10- 3	0- 1	0- 0	NON-CONFERENCE	1- 0	4- 2	5- 0				
6- 0	0- 0	0- 0	HOME	0- 0	2- 0	4- 0				
1- 2	0- 1	0- 0	AWAY	0- 0	1- 1	0- 0				
3- 1	0- 0	0- 0	NEUTRAL	1- 0	1- 1	1- 0				
5- 6	1- 4	0- 2	CONFERENCE	1- 0	3- 0	0- 0				
3- 2	1- 2	0- 0	HOME	1- 0	1- 0	0- 0				
2- 4	0- 2	0- 2	AWAY	0- 0	2- 0	0- 0				
0- 0	0- 0	0- 0	NEUTRAL	0- 0	0- 0	0- 0				

RPI 1-25				RPI 26-50				Team's RPI: 43	RPI 51-100				RPI 101+			
RPI	S	Opponent	Score	RPI	S	Opponent	Score		RPI	S	Opponent	Score	RPI	S	Opponent	Score
1	A	Notre Dame	50 90	29	A	North Carolina	90 91		85	H	Duke	70 64	103	A	Houston	89 95
1	H	Notre Dame	55 76	46	A	Clemson	61 71		93	N	Idaho St.	74 51	105	A	Boston College	81 76
3	A	Louisville	44 61										108	H	Georgia	63 53
8	H	NC State	60 68										113	N	Dayton	66 85
10	H	Syracuse	65 55										117	A	Wake Forest	60 46
17	A	Maryland	54 67										118	N	Seton Hall	84 73
													121	H	Pittsburgh	67 55
													136	A	Georgia St.	78 71
													142	H	Appalachian St.	71 53
													208	N	George Washington	70 55
													251	H	Alabama St.	69 42
													281	H	Wofford	81 40
													305	H	Kennesaw St.	60 35
													339	H	Western Caro.	84 49
LAST 12 Division I GAMES:																
117	A	Wake Forest	60 46	46	A	Clemson	61 71									
121	H	Pittsburgh	67 55	3	A	Louisville	44 61									
1	A	Notre Dame	50 90	85	H	Duke	70 64									
29	A	North Carolina	90 91	1	H	Notre Dame	55 76									
8	H	NC State	60 68	105	A	Boston College	81 76									
10	H	Syracuse	65 55	281	H	Wofford	81 40									

Non-Div I Games:

Georgia Tech

■ Loss,
 ■ Non-Conf, S Site,
 ■ Home
 ■ Away
 N Neutral

Average RPI Win:	134	WON-LOST	WINNING	LAST 10	STRENGTH OF	OPP. STRENGTH	TEAM	ADJ.	CONF.	ADJ CONF.
Average RPI Loss:	20	RECORD	PCT. RANK	GAMES	SCHEDULE	OF SCHEDULE	RPI	RPI	RPI	RPI
DIV. I ONLY	23- 2	4	1- 0	64	34	13	13	8	8	
DIV. I NON-CONF.	11- 1	13	1- 0	59	4	11	11	7	7	
TOTALS	RPI 1-25	RPI 26-50	W-L RECORDS	RPI 51-100	RPI 101-150	RPI 150+				
23- 2	1- 1	3- 1	OVERALL	5- 0	4- 0	10- 0				
12- 0	1- 0	1- 0	HOME	3- 0	1- 0	6- 0				
9- 1	0- 0	1- 1	AWAY	2- 0	2- 0	4- 0				
2- 1	0- 1	1- 0	NEUTRAL	0- 0	1- 0	0- 0				
11- 1	1- 1	1- 0	NON-CONFERENCE	3- 0	2- 0	4- 0				
6- 0	1- 0	0- 0	HOME	2- 0	1- 0	2- 0				
3- 0	0- 0	0- 0	AWAY	1- 0	0- 0	2- 0				
2- 1	0- 1	1- 0	NEUTRAL	0- 0	1- 0	0- 0				
12- 1	0- 0	2- 1	CONFERENCE	2- 0	2- 0	6- 0				
6- 0	0- 0	1- 0	HOME	1- 0	0- 0	4- 0				
6- 1	0- 0	1- 1	AWAY	1- 0	2- 0	2- 0				
0- 0	0- 0	0- 0	NEUTRAL	0- 0	0- 0	0- 0				

RPI 1-25				RPI 26-50				RPI 51-100				RPI 101+			
RPI	S	Opponent	Score	RPI	S	Opponent	Score	RPI	S	Opponent	Score	RPI	S	Opponent	Score
1	N	Notre Dame	65 81	26	N	Rutgers	57 40	62	A	Missouri St.	70 67	104	A	Loyola Marymount	78 53
5	H	Stanford	79 73	38	A	BYU	68 70	86	H	Idaho	88 51	124	H	Washington St.	76 53
				47	A	Saint Mary's (CA)	66 52	88	A	Pacific	63 51	126	A	Pepperdine	79 54
				47	H	Saint Mary's (CA)	74 62	88	H	Pacific	88 65	127	N	Western Ky.	76 55
								93	H	Idaho St.	70 51	167	A	Portland	93 62
												167	H	Portland	97 71
												170	H	Montana	76 52
												180	A	Eastern Wash.	63 51
												185	H	Santa Clara	78 61
												201	A	UNLV	70 59
												241	A	San Diego	86 61
												241	H	San Diego	71 44
												247	H	San Francisco	78 51
												258	H	Colorado St.	50 39
LAST 12 Division I GAMES:															
127	N	Western Ky.	76 55	185	H	Santa Clara	78 61								
26	N	Rutgers	57 40	247	H	San Francisco	78 51								
241	H	San Diego	71 44	241	A	San Diego	86 61								
167	A	Portland	93 62	38	A	BYU	68 70								
47	A	Saint Mary's (CA)	66 52	167	H	Portland	97 71								
88	A	Pacific	63 51	88	H	Pacific	88 65								

Non-Div I Games:

Gonzaga

■ Loss,
 ■ Non-Conf, S Site,
 ■ Home
 ■ Away
 N Neutral

Average RPI Win:	249	WON-LOST	WINNING	LAST 10	STRENGTH OF	OPP. STRENGTH	TEAM	ADJ.	CONF.	ADJ CONF.
Average RPI Loss:	163	RECORD	PCT. RANK	GAMES	SCHEDULE	OF SCHEDULE	RPI	RPI	RPI	RPI
DIV. I ONLY	10- 13	211	1- 0	282	245	224	224	29	29	
DIV. I NON-CONF.	3- 9	271	0- 0	94	83	197	197	28	28	
TOTALS	RPI 1-25	RPI 26-50	W-L RECORDS	RPI 51-100	RPI 101-150	RPI 150+				
10- 13	0- 0	1- 1	OVERALL	0- 2	1- 4	8- 6				
3- 3	0- 0	0- 0	HOME	0- 0	0- 0	3- 3				
5- 9	0- 0	0- 0	AWAY	0- 2	0- 4	5- 3				
2- 1	0- 0	1- 1	NEUTRAL	0- 0	1- 0	0- 0				
3- 9	0- 0	1- 1	NON-CONFERENCE	0- 2	1- 4	1- 2				
1- 0	0- 0	0- 0	HOME	0- 0	0- 0	1- 0				
0- 8	0- 0	0- 0	AWAY	0- 2	0- 4	0- 2				
2- 1	0- 0	1- 1	NEUTRAL	0- 0	1- 0	0- 0				
7- 4	0- 0	0- 0	CONFERENCE	0- 0	0- 0	7- 4				
2- 3	0- 0	0- 0	HOME	0- 0	0- 0	2- 3				
5- 1	0- 0	0- 0	AWAY	0- 0	0- 0	5- 1				
0- 0	0- 0	0- 0	NEUTRAL	0- 0	0- 0	0- 0				

RPI S	Opponent	Score	RPI S	Opponent	Score	RPI S	Opponent	Score	RPI S	Opponent	Score	Team's RPI: 224
39 N	South Dakota	53 67	57 A	Auburn	48 97	104 N	Loyola Marymount	62 61				
44 N	Indiana	65 62	96 A	UT Arlington	54 78	111 A	Oklahoma St.	40 86				
						131 A	Kansas	45 76				
						133 A	Alabama	55 73				
						148 A	South Fla.	50 67				
						186 A	Southern U.	65 71				
						186 H	Southern U.	81 86				
						190 A	Southern Miss.	47 68				
						200 A	Prairie View	64 63				
						211 A	Texas Southern	75 67				
						244 A	Wichita St.	61 70				
						251 A	Alabama St.	80 72				
						288 H	Jackson St.	74 77				
						302 A	Alabama A&M	63 51				
						310 H	Mississippi Val.	52 54				
						326 H	McNeese	75 51				
						347 H	Ark.-Pine Bluff	77 57				
						350 A	Alcorn	79 63				
						350 H	Alcorn	61 56				
LAST 12 Division I GAMES:												
350 A	Alcorn	79 63	211 A	Texas Southern	75 67							
186 A	Southern U.	65 71	350 H	Alcorn	61 56							
310 H	Mississippi Val.	52 54	186 H	Southern U.	81 86							
347 H	Ark.-Pine Bluff	77 57	302 A	Alabama A&M	63 51							
288 H	Jackson St.	74 77	251 A	Alabama St.	80 72							
200 A	Prairie View	64 63	111 A	Oklahoma St.	40 86							

Non-Div I Games:

Grambling

■ Loss,
 ■ Non-Conf,
 ■ S Site,
 ■ H Home
 ■ A Away
 N Neutral

Average RPI Win: 285		WON-LOST	WINNING	LAST 10	STRENGTH OF	OPP. STRENGTH	TEAM	ADJ.	CONF.	ADJ CONF.
Average RPI Loss: 219		RECORD	PCT. RANK	GAMES	SCHEDULE	OF SCHEDULE	RPI	RPI	RPI	RPI
DIV. I ONLY		5- 16	306	0- 1	324	331	337	337	30	30
DIV. I NON-CONF.		2- 8	293	0- 0	326	298	345	345	30	30
TOTALS	RPI 1-25	RPI 26-50		W-L RECORDS		RPI 51-100	RPI 101-150	RPI 150+		
5- 16	0- 0	0- 0		OVERALL		0- 0	0- 2	5- 14		
4- 6	0- 0	0- 0		HOME		0- 0	0- 1	4- 5		
1- 10	0- 0	0- 0		AWAY		0- 0	0- 1	1- 9		
0- 0	0- 0	0- 0		NEUTRAL		0- 0	0- 0	0- 0		
2- 8	0- 0	0- 0		NON-CONFERENCE		0- 0	0- 2	2- 6		
2- 3	0- 0	0- 0		HOME		0- 0	0- 1	2- 2		
0- 5	0- 0	0- 0		AWAY		0- 0	0- 1	0- 4		
0- 0	0- 0	0- 0		NEUTRAL		0- 0	0- 0	0- 0		
3- 8	0- 0	0- 0		CONFERENCE		0- 0	0- 0	3- 8		
2- 3	0- 0	0- 0		HOME		0- 0	0- 0	2- 3		
1- 5	0- 0	0- 0		AWAY		0- 0	0- 0	1- 5		
0- 0	0- 0	0- 0		NEUTRAL		0- 0	0- 0	0- 0		

RPI 1-25				RPI 26-50				RPI 51-100				RPI 101+				Team's RPI: 337	
RPI	S	Opponent	Score	RPI	S	Opponent	Score	RPI	S	Opponent	Score	RPI	S	Opponent	Score		
												106	A	UNCW	55	77	
												134	H	Portland St.	55	60	
												155	A	New Mexico St.	52	81	
												155	H	New Mexico St.	54	51	
												170	H	Montana	47	69	
												171	H	Indiana St.	81	88	
												185	A	Santa Clara	55	75	
												195	A	East Carolina	47	59	
												223	A	UTRGV	42	49	
												223	H	UTRGV	50	66	
												232	A	UMKC	45	73	
												232	H	UMKC	56	65	
												259	H	California Baptist	75	71	
												263	A	Long Beach St.	50	57	
												279	H	CSU Bakersfield	46	59	
												285	A	Utah Valley	46	57	
												296	A	UC Santa Barbara	55	66	
												317	H	Incarnate Word	74	63	
												342	A	Seattle U	74	73	
												348	A	Chicago St.	48	50	
												351	H	LIU Brooklyn	65	62	
LAST 12 Division I GAMES:																	
				232	H	UMKC	56	65				348	A	Chicago St.	48	50	
				155	A	New Mexico St.	52	81				223	H	UTRGV	50	66	
				223	A	UTRGV	42	49				155	H	New Mexico St.	54	51	
				279	H	CSU Bakersfield	46	59				342	A	Seattle U	74	73	
				259	H	California Baptist	75	71				285	A	Utah Valley	46	57	
				232	A	UMKC	45	73				185	A	Santa Clara	55	75	

Non-Div I Games:

Grand Canyon

■ Loss, ■ Non-Conf, S Site, H Home A Away N Neutral

Average RPI Win:	197	WON-LOST	WINNING	LAST 10	STRENGTH OF	OPP. STRENGTH	TEAM	ADJ.	CONF.	ADJ CONF.
Average RPI Loss:	56	RECORD	PCT. RANK	GAMES	SCHEDULE	OF SCHEDULE	RPI	RPI	RPI	RPI
DIV. I ONLY	14- 7	82	1- 0	68	130	63	63	21	21	
DIV. I NON-CONF.	4- 5	190	0- 0	4	13	31	31	18	18	
TOTALS	RPI 1-25	RPI 26-50	W-L RECORDS	RPI 51-100	RPI 101-150	RPI 150+				
14- 7	1- 1	0- 3	OVERALL	2- 2	2- 1	9- 0				
9- 2	0- 0	0- 0	HOME	2- 1	2- 1	5- 0				
5- 5	1- 1	0- 3	AWAY	0- 1	0- 0	4- 0				
0- 0	0- 0	0- 0	NEUTRAL	0- 0	0- 0	0- 0				
4- 5	1- 1	0- 3	NON-CONFERENCE	1- 1	1- 0	1- 0				
3- 1	0- 0	0- 0	HOME	1- 1	1- 0	1- 0				
1- 4	1- 1	0- 3	AWAY	0- 0	0- 0	0- 0				
0- 0	0- 0	0- 0	NEUTRAL	0- 0	0- 0	0- 0				
10- 2	0- 0	0- 0	CONFERENCE	1- 1	1- 1	8- 0				
6- 1	0- 0	0- 0	HOME	1- 0	1- 1	4- 0				
4- 1	0- 0	0- 0	AWAY	0- 1	0- 0	4- 0				
0- 0	0- 0	0- 0	NEUTRAL	0- 0	0- 0	0- 0				

RPI 1-25				RPI 26-50				RPI 51-100 Team's RPI: 63				RPI 101+			
RPI	S	Opponent	Score	RPI	S	Opponent	Score	RPI	S	Opponent	Score	RPI	S	Opponent	Score
7	A	Marquette	54 80	28	A	South Dakota St.	47 77	73	H	Maine	70 39	113	H	Dayton	51 35
23	A	Missouri	56 49	32	A	DePaul	64 73	76	A	Wright St.	67 85	123	H	IUPUI	63 67
				39	A	South Dakota	49 55	76	H	Wright St.	56 37	125	H	Youngstown St.	60 42
								89	H	Northwestern	55 57	175	H	Wisconsin	55 46
												194	A	Milwaukee	76 62
												194	H	Milwaukee	59 45
												268	H	Cleveland St.	62 53
												274	A	Northern Ky.	81 61
												274	H	Northern Ky.	70 42
												299	A	Oakland	77 53
												335	A	Detroit Mercy	65 40
												336	H	UIC	62 32
LAST 12 Division I GAMES:															
				76	H	Wright St.	56 37	335	A	Detroit Mercy	65 40				
				274	H	Northern Ky.	70 42	125	H	Youngstown St.	60 42				
				194	H	Milwaukee	59 45	268	H	Cleveland St.	62 53				
				123	H	IUPUI	63 67	274	A	Northern Ky.	81 61				
				336	H	UIC	62 32	76	A	Wright St.	67 85				
				299	A	Oakland	77 53	194	A	Milwaukee	76 62				

Non-Div I Games: Wis.-Parkside 81 32

Green Bay

■ Loss,
■ Non-Conf, S Site,
■ Home
■ Away
N Neutral

Average RPI Win:	248	WON-LOST	WINNING	LAST 10	STRENGTH OF	OPP. STRENGTH	TEAM	ADJ.	CONF.	ADJ CONF.
Average RPI Loss:	170	RECORD	PCT. RANK	GAMES	SCHEDULE	OF SCHEDULE	RPI	RPI	RPI	RPI
DIV. I ONLY	12- 9	131	0- 1	244	270	179	179	28	28	
DIV. I NON-CONF.	3- 7	256	0- 1	193	127	264	264	29	29	
TOTALS	RPI 1-25	RPI 26-50	W-L RECORDS	RPI 51-100	RPI 101-150	RPI 150+				
12- 9	0- 1	1- 0	OVERALL	1- 1	0- 2	10- 5				
8- 2	0- 0	1- 0	HOME	1- 0	0- 1	6- 1				
4- 5	0- 1	0- 0	AWAY	0- 0	0- 1	4- 3				
0- 2	0- 0	0- 0	NEUTRAL	0- 1	0- 0	0- 1				
3- 7	0- 1	1- 0	NON-CONFERENCE	0- 1	0- 1	2- 4				
2- 2	0- 0	1- 0	HOME	0- 0	0- 1	1- 1				
1- 3	0- 1	0- 0	AWAY	0- 0	0- 0	1- 2				
0- 2	0- 0	0- 0	NEUTRAL	0- 1	0- 0	0- 1				
9- 2	0- 0	0- 0	CONFERENCE	1- 0	0- 1	8- 1				
6- 0	0- 0	0- 0	HOME	1- 0	0- 0	5- 0				
3- 2	0- 0	0- 0	AWAY	0- 0	0- 1	3- 1				
0- 0	0- 0	0- 0	NEUTRAL	0- 0	0- 0	0- 0				

RPI 1-25				RPI 26-50				RPI 51-100				RPI 101+ Team's RPI: 179			
RPI	S	Opponent	Score	RPI	S	Opponent	Score	RPI	S	Opponent	Score	RPI	S	Opponent	Score
8	A	NC State	51 83	35	H	James Madison	72 65	61	N	SFA	68 70	130	A	High Point	73 82
								92	H	Radford	68 54	144	H	Chattanooga	50 58
												193	H	Elon	62 77
												197	A	UNC Asheville	61 58
												225	N	Sacramento St.	61 65
												237	A	Campbell	46 52
												237	H	Campbell	61 50
												246	H	Gardner-Webb	82 80
												260	A	Columbia	63 88
												271	A	Winthrop	84 63
												272	H	Samford	64 57
												275	A	Cornell	53 79
												295	A	Fla. Atlantic	72 68
												319	A	Charleston So.	74 66
												333	H	Presbyterian	79 62
												340	H	Longwood	66 40
												343	H	USC Upstate	67 43
LAST 12 Division I GAMES:															
225	N	Sacramento St.	61 65	271	A	Winthrop	84 63								
237	H	Campbell	61 50	237	A	Campbell	46 52								
333	H	Presbyterian	79 62	340	H	Longwood	66 40								
130	A	High Point	73 82	92	H	Radford	68 54								
343	H	USC Upstate	67 43	197	A	UNC Asheville	61 58								
246	H	Gardner-Webb	82 80	319	A	Charleston So.	74 66								

Non-Div I Games: Mid-Atlantic Christl15 48

Hampton

■ Loss,
 ■ Non-Conf, S Site,
 ■ Home
 ■ Away
 N Neutral

Average RPI Win: 242	WON-LOST	WINNING	LAST 10	STRENGTH OF	OPP. STRENGTH	TEAM	ADJ.	CONF.	ADJ CONF.
Average RPI Loss: 82	RECORD	PCT. RANK	GAMES	SCHEDULE	OF SCHEDULE	RPI	RPI	RPI	RPI
DIV. I ONLY	16- 9	99	0- 1	145	195	107	107	23	23
DIV. I NON-CONF.	7- 7	162	0- 1	121	94	139	139	25	25
TOTALS	RPI 1-25	RPI 26-50	W-L RECORDS	RPI 51-100	RPI 101-150	RPI 150+			
16- 9	0- 3	0- 1	OVERALL	2- 3	0- 0	14- 2			
9- 2	0- 1	0- 0	HOME	2- 1	0- 0	7- 0			
7- 5	0- 1	0- 1	AWAY	0- 2	0- 0	7- 1			
0- 2	0- 1	0- 0	NEUTRAL	0- 0	0- 0	0- 1			
7- 7	0- 3	0- 1	NON-CONFERENCE	1- 2	0- 0	6- 1			
4- 2	0- 1	0- 0	HOME	1- 1	0- 0	3- 0			
3- 3	0- 1	0- 1	AWAY	0- 1	0- 0	3- 0			
0- 2	0- 1	0- 0	NEUTRAL	0- 0	0- 0	0- 1			
9- 2	0- 0	0- 0	CONFERENCE	1- 1	0- 0	8- 1			
5- 0	0- 0	0- 0	HOME	1- 0	0- 0	4- 0			
4- 2	0- 0	0- 0	AWAY	0- 1	0- 0	4- 1			
0- 0	0- 0	0- 0	NEUTRAL	0- 0	0- 0	0- 0			

RPI 1-25				RPI 26-50				RPI 51-100				RPI 101+ Team's RPI: 107			
RPI	S	Opponent	Score	RPI	S	Opponent	Score	RPI	S	Opponent	Score	RPI	S	Opponent	Score
3	N	Louisville	69 86	42	A	Villanova	41 59	54	A	New Mexico	65 72	162	A	Stony Brook	64 36
21	A	Miami (FL)	62 75					73	A	Maine	58 78	162	H	Stony Brook	73 62
24	H	Michigan St.	66 74					73	H	Maine	49 46	164	H	William & Mary	50 45
								87	H	Harvard	73 60	165	N	Southern Ill.	50 72
								97	H	Princeton	38 75	227	A	Rhode Island	65 51
												234	H	Albany (NY)	82 35
												255	A	Binghamton	62 73
												267	H	Vermont	61 32
												297	H	Morgan St.	80 59
												304	A	Central Conn. St.	54 52
												307	H	Bryant	67 57
												311	A	UMBC	66 52
												311	H	UMBC	92 47
												314	A	NJIT	84 53
												320	A	New Hampshire	66 48
												325	A	UMass Lowell	66 44
LAST 12 Division I GAMES:															
54	A	New Mexico	65 72	234	H	Albany (NY)	82 35								
21	A	Miami (FL)	62 75	320	A	New Hampshire	66 48								
73	A	Maine	58 78	325	A	UMass Lowell	66 44								
311	H	UMBC	92 47	73	H	Maine	49 46								
162	H	Stony Brook	73 62	267	H	Vermont	61 32								
255	A	Binghamton	62 73	311	A	UMBC	66 52								

Non-Div I Games:

Hartford

■ Loss,
■ Non-Conf,
■ S Site,
■ H Home
■ A Away
N Neutral

Average RPI Win:	204	WON-LOST	WINNING	LAST 10	STRENGTH OF	OPP. STRENGTH	TEAM	ADJ.	CONF.	ADJ CONF.
Average RPI Loss:	84	RECORD	PCT. RANK	GAMES	SCHEDULE	OF SCHEDULE	RPI	RPI	RPI	RPI
DIV. I ONLY	11- 8	128	1- 0	94	98	87	87	11	11	
DIV. I NON-CONF.	7- 6	153	1- 0	85	28	84	84	11	11	
TOTALS	RPI 1-25	RPI 26-50	W-L RECORDS	RPI 51-100	RPI 101-150	RPI 150+				
11- 8	0- 1	1- 1	OVERALL	0- 4	1- 1	9- 1				
3- 3	0- 0	0- 1	HOME	0- 2	1- 0	2- 0				
7- 5	0- 1	1- 0	AWAY	0- 2	0- 1	6- 1				
1- 0	0- 0	0- 0	NEUTRAL	0- 0	0- 0	1- 0				
7- 6	0- 1	1- 1	NON-CONFERENCE	0- 3	1- 1	5- 0				
2- 3	0- 0	0- 1	HOME	0- 2	1- 0	1- 0				
4- 3	0- 1	1- 0	AWAY	0- 1	0- 1	3- 0				
1- 0	0- 0	0- 0	NEUTRAL	0- 0	0- 0	1- 0				
4- 2	0- 0	0- 0	CONFERENCE	0- 1	0- 0	4- 1				
1- 0	0- 0	0- 0	HOME	0- 0	0- 0	1- 0				
3- 2	0- 0	0- 0	AWAY	0- 1	0- 0	3- 1				
0- 0	0- 0	0- 0	NEUTRAL	0- 0	0- 0	0- 0				

RPI S	Opponent	Score	RPI S	Opponent	Score	RPI S	Opponent	Score	RPI S	Opponent	Score
1	A Notre Dame	58 103	26	H Rutgers	49 60	64	H Quinnipiac	67 72	107	A Hartford	60 73
			34	A California	85 79	66	A Purdue	65 66	137	H Boston U.	67 47
						73	H Maine	60 67	161	A CSUN	75 55
						75	A Yale	62 65	199	A Dartmouth	73 57
									199	H Dartmouth	56 46
									202	N Jacksonville St.	69 62
									227	A Rhode Island	80 47
									229	A Brown	100 83
									260	A Columbia	65 75
									275	A Cornell	68 61
									287	H La Salle	88 43
									289	A Siena	73 54
LAST 12 Division I GAMES:											
161	A CSUN	75 55	199	H Dartmouth	56 46						
275	A Cornell	68 61	34	A California	85 79						
260	A Columbia	65 75	227	A Rhode Island	80 47						
229	A Brown	100 83	137	H Boston U.	67 47						
75	A Yale	62 65	26	H Rutgers	49 60						
199	A Dartmouth	73 57	73	H Maine	60 67						

Non-Div I Games:

Harvard

Average RPI Win:	232	WON-LOST	WINNING	LAST 10	STRENGTH OF	OPP. STRENGTH	TEAM	ADJ.	CONF.	ADJ CONF.
Average RPI Loss:	156	RECORD	PCT. RANK	GAMES	SCHEDULE	OF SCHEDULE	RPI	RPI	RPI	RPI
DIV. I ONLY	9- 13	226	0- 1	234	165	242	242	20	20	
DIV. I NON-CONF.	3- 9	271	0- 1	167	90	272	272	20	20	
TOTALS	RPI 1-25	RPI 26-50	W-L RECORDS	RPI 51-100	RPI 101-150	RPI 150+				
9- 13	0- 1	0- 0	OVERALL	2- 3	0- 1	7- 8				
5- 7	0- 1	0- 0	HOME	2- 2	0- 1	3- 3				
4- 5	0- 0	0- 0	AWAY	0- 0	0- 0	4- 5				
0- 1	0- 0	0- 0	NEUTRAL	0- 1	0- 0	0- 0				
3- 9	0- 1	0- 0	NON-CONFERENCE	1- 3	0- 1	2- 4				
2- 5	0- 1	0- 0	HOME	1- 2	0- 1	1- 1				
1- 3	0- 0	0- 0	AWAY	0- 0	0- 0	1- 3				
0- 1	0- 0	0- 0	NEUTRAL	0- 1	0- 0	0- 0				
6- 4	0- 0	0- 0	CONFERENCE	1- 0	0- 0	5- 4				
3- 2	0- 0	0- 0	HOME	1- 0	0- 0	2- 2				
3- 2	0- 0	0- 0	AWAY	0- 0	0- 0	3- 2				
0- 0	0- 0	0- 0	NEUTRAL	0- 0	0- 0	0- 0				

RPI 1-25				RPI 26-50				RPI 51-100				RPI 101+ Team's RPI: 242			
RPI	S	Opponent	Score	RPI	S	Opponent	Score	RPI	S	Opponent	Score	RPI	S	Opponent	Score
5	H	Stanford	59 81					52	N	Utah	48 73	126	H	Pepperdine	64 65
								72	H	FGCU	67 73	160	A	UC Irvine	70 68
								82	H	UC Davis	65 60	161	H	CSUN	29 49
								86	H	Idaho	69 61	163	H	UC Riverside	55 60
								99	H	American	57 69	167	H	Portland	65 72
												201	A	UNLV	66 61
												203	A	San Diego St.	57 58
												238	A	Nevada	78 79
												240	A	Cal St. Fullerton	68 72
												241	A	San Diego	50 58
												263	A	Long Beach St.	40 56
												296	A	UC Santa Barbara	47 35
												296	H	UC Santa Barbara	72 49
												312	A	Cal Poly	71 54
												312	H	Cal Poly	70 52
												342	H	Seattle U	67 51
LAST 12 Division I GAMES:															
				52	N	Utah	48 73	296	A	UC Santa Barbara	47 35				
				296	H	UC Santa Barbara	72 49	312	A	Cal Poly	71 54				
				263	A	Long Beach St.	40 56	161	H	CSUN	29 49				
				160	A	UC Irvine	70 68	82	H	UC Davis	65 60				
				312	H	Cal Poly	70 52	240	A	Cal St. Fullerton	68 72				
				163	H	UC Riverside	55 60	238	A	Nevada	78 79				

Non-Div I Games: Hawaii Pacific 66 51

Hawaii

■ Loss,
 ■ Non-Conf, S Site,
 ■ Home
 ■ Away
 N Neutral

Average RPI Win:	276	WON-LOST	WINNING	LAST 10	STRENGTH OF	OPP. STRENGTH	TEAM	ADJ.	CONF.	ADJ CONF.
Average RPI Loss:	95	RECORD	PCT. RANK	GAMES	SCHEDULE	OF SCHEDULE	RPI	RPI	RPI	RPI
DIV. I ONLY	14- 7	82	1- 0	223	301	130	130	28	28	
DIV. I NON-CONF.	5- 4	139	0- 0	125	237	104	104	29	29	
TOTALS	RPI 1-25	RPI 26-50	W-L RECORDS	RPI 51-100	RPI 101-150	RPI 150+				
14- 7	0- 1	0- 1	OVERALL	1- 3	0- 0	13- 2				
9- 1	0- 0	0- 0	HOME	1- 1	0- 0	8- 0				
5- 6	0- 1	0- 1	AWAY	0- 2	0- 0	5- 2				
0- 0	0- 0	0- 0	NEUTRAL	0- 0	0- 0	0- 0				
5- 4	0- 1	0- 1	NON-CONFERENCE	1- 1	0- 0	4- 1				
4- 0	0- 0	0- 0	HOME	1- 0	0- 0	3- 0				
1- 4	0- 1	0- 1	AWAY	0- 1	0- 0	1- 1				
0- 0	0- 0	0- 0	NEUTRAL	0- 0	0- 0	0- 0				
9- 3	0- 0	0- 0	CONFERENCE	0- 2	0- 0	9- 1				
5- 1	0- 0	0- 0	HOME	0- 1	0- 0	5- 0				
4- 2	0- 0	0- 0	AWAY	0- 1	0- 0	4- 1				
0- 0	0- 0	0- 0	NEUTRAL	0- 0	0- 0	0- 0				

RPI 1-25				RPI 26-50				RPI 51-100				RPI 101+ Team's RPI: 130			
RPI	S	Opponent	Score	RPI	S	Opponent	Score	RPI	S	Opponent	Score	RPI	S	Opponent	Score
22	A	Kentucky	49 71	46	A	Clemson	64 83	59	A	Miami (OH)	55 68	154	A	Davidson	62 71
								92	A	Radford	58 80	179	H	Hampton	82 73
								92	H	Radford	79 84	197	A	UNC Asheville	56 67
								99	H	American	66 61	237	H	Campbell	65 60
												246	A	Gardner-Webb	78 61
												254	A	ETSU	73 65
												269	H	Norfolk St.	83 51
												271	H	Winthrop	56 54
												308	H	UNC Greensboro	82 75
												319	A	Charleston So.	69 62
												319	H	Charleston So.	71 64
												333	H	Presbyterian	79 40
												340	A	Longwood	65 54
												341	H	N.C. Central	80 69
												343	A	USC Upstate	87 61
LAST 12 Division I GAMES:															
319	A	Charleston So.	69 62	237	H	Campbell	65 60								
92	H	Radford	79 84	197	A	UNC Asheville	56 67								
340	A	Longwood	65 54	246	A	Gardner-Webb	78 61								
179	H	Hampton	82 73	333	H	Presbyterian	79 40								
271	H	Winthrop	56 54	92	A	Radford	58 80								
319	H	Charleston So.	71 64	343	A	USC Upstate	87 61								

Non-Div I Games: Greensboro 102 50 Mars Hill 86 36

High Point

Loss, Non-Conf, S Site, H Home A Away N Neutral

Hofstra

Through Games Of Feb. 14, 2019

Average RPI Win: 242	WON-LOST	WINNING	LAST 10	STRENGTH OF	OPP. STRENGTH	TEAM	ADJ.	CONF.	ADJ CONF.
Average RPI Loss: 147	RECORD	PCT. RANK	GAMES	SCHEDULE	OF SCHEDULE	RPI	RPI	RPI	RPI
DIV. I ONLY	6- 16	289	0- 1	138	236	252	252	10	10
DIV. I NON-CONF.	5- 6	177	0- 0	247	335	217	217	10	10
TOTALS	RPI 1-25	RPI 26-50	W-L RECORDS	RPI 51-100	RPI 101-150	RPI 150+			
6- 16	0- 0	0- 2	OVERALL	1- 2	0- 4	5- 8			
2- 8	0- 0	0- 1	HOME	1- 1	0- 1	1- 5			
3- 6	0- 0	0- 1	AWAY	0- 0	0- 2	3- 3			
1- 2	0- 0	0- 0	NEUTRAL	0- 1	0- 1	1- 0			
5- 6	0- 0	0- 0	NON-CONFERENCE	0- 1	0- 1	5- 4			
1- 2	0- 0	0- 0	HOME	0- 0	0- 0	1- 2			
3- 2	0- 0	0- 0	AWAY	0- 0	0- 0	3- 2			
1- 2	0- 0	0- 0	NEUTRAL	0- 1	0- 1	1- 0			
1- 10	0- 0	0- 2	CONFERENCE	1- 1	0- 3	0- 4			
1- 6	0- 0	0- 1	HOME	1- 1	0- 1	0- 3			
0- 4	0- 0	0- 1	AWAY	0- 0	0- 2	0- 1			
0- 0	0- 0	0- 0	NEUTRAL	0- 0	0- 0	0- 0			

RPI S	Opponent	Score	RPI S	Opponent	Score	RPI S	Opponent	Score	RPI S	Opponent	Score	Team's RPI: 252
35	A James Madison	54 77	35	H James Madison	44 59	76	N Wright St.	64 93	106	A UNCW	54 89	
						77	H Drexel	49 61	114	A Towson	68 92	
						80	H Northeastern	78 61	114	H Towson	56 68	
									146	N Marist	57 71	
									153	H Delaware	59 78	
									162	A Stony Brook	49 77	
									164	H William & Mary	55 60	
									193	H Elon	64 77	
									205	A Holy Cross	66 72	
									206	N Stetson	53 50	
									226	H Sacred Heart	64 70	
									233	A St. Bonaventure	67 59	
									260	H Columbia	63 65	
									289	A Siena	57 50	
									292	A Col. of Charleston	62 70	
									311	A UMBC	45 42	
									331	H Iona	74 49	
LAST 12 Division I GAMES:												
35	H James Madison	44 59	153	H Delaware	59 78							
114	H Towson	56 68	114	A Towson	68 92							
292	A Col. of Charleston	62 70	35	A James Madison	54 77							
106	A UNCW	54 89	193	H Elon	64 77							
80	H Northeastern	78 61	164	H William & Mary	55 60							
77	H Drexel	49 61	289	A Siena	57 50							

Non-Div I Games: Wilmington (DE) 77 56

Hofstra

Loss, Non-Conf, S Site, H Home A Away N Neutral

Holy Cross

Through Games Of Feb. 14, 2019

Average RPI Win:	261	WON-LOST	WINNING	LAST 10	STRENGTH OF	OPP. STRENGTH	TEAM	ADJ.	CONF.	ADJ CONF.
Average RPI Loss:	192	RECORD	PCT. RANK	GAMES	SCHEDULE	OF SCHEDULE	RPI	RPI	RPI	RPI
DIV. I ONLY	14- 9	113	1- 0	337	247	205	205	18	18	
DIV. I NON-CONF.	8- 3	72	0- 0	340	294	199	199	22	22	
TOTALS	RPI 1-25	RPI 26-50	W-L RECORDS	RPI 51-100	RPI 101-150	RPI 150+				
14- 9	0- 0	0- 1	OVERALL	0- 1	1- 1	13- 6				
10- 2	0- 0	0- 0	HOME	0- 0	1- 0	9- 2				
4- 7	0- 0	0- 1	AWAY	0- 1	0- 1	4- 4				
0- 0	0- 0	0- 0	NEUTRAL	0- 0	0- 0	0- 0				
8- 3	0- 0	0- 0	NON-CONFERENCE	0- 0	0- 1	8- 2				
5- 1	0- 0	0- 0	HOME	0- 0	0- 0	5- 1				
3- 2	0- 0	0- 0	AWAY	0- 0	0- 1	3- 1				
0- 0	0- 0	0- 0	NEUTRAL	0- 0	0- 0	0- 0				
6- 6	0- 0	0- 1	CONFERENCE	0- 1	1- 0	5- 4				
5- 1	0- 0	0- 0	HOME	0- 0	1- 0	4- 1				
1- 5	0- 0	0- 1	AWAY	0- 1	0- 0	1- 3				
0- 0	0- 0	0- 0	NEUTRAL	0- 0	0- 0	0- 0				

RPI 1-25			RPI 26-50			RPI 51-100			RPI 101+ Team's RPI: 205		
RPI	S	Opponent	Score	RPI	S	Opponent	Score	RPI	S	Opponent	Score
				41	A	Bucknell	71 75	99	A	American	58 70
								105	A	Boston College	63 89
								137	H	Boston U.	75 69
								152	A	Lehigh	55 64
								178	H	Rider	71 61
								206	A	Navy	47 54
								206	H	Navy	47 44
								227	H	Rhode Island	73 65
								229	H	Brown	85 89
								234	A	Albany (NY)	56 50
								252	H	Hofstra	72 66
								256	H	Colgate	67 70
								267	A	Vermont	65 40
								291	H	Army West Point	58 39
								301	H	Manhattan	61 53
								303	A	Loyola Maryland	58 48
								303	H	Loyola Maryland	78 60
								307	A	Bryant	81 62
								320	A	New Hampshire	62 74
								321	A	Lafayette	63 73
								321	H	Lafayette	56 53
								325	H	UMass Lowell	63 54
LAST 12 Division I GAMES:											
206	H	Navy	47 44	137	H	Boston U.	75 69				
303	A	Loyola Maryland	58 48	206	A	Navy	47 54				
321	H	Lafayette	56 53	303	H	Loyola Maryland	78 60				
99	A	American	58 70	152	A	Lehigh	55 64				
41	A	Bucknell	71 75	321	A	Lafayette	63 73				
291	H	Army West Point	58 39	256	H	Colgate	67 70				

Non-Div I Games:

Holy Cross

■ Loss,
 ■ Non-Conf,
 ■ S Site,
 ■ H Home
 ■ A Away
 N Neutral

Average RPI Win:	203	WON-LOST	WINNING	LAST 10	STRENGTH OF	OPP. STRENGTH	TEAM	ADJ.	CONF.	ADJ CONF.
Average RPI Loss:	72	RECORD	PCT. RANK	GAMES	SCHEDULE	OF SCHEDULE	RPI	RPI	RPI	RPI
DIV. I ONLY	12- 11	158	1- 0	78	85	103	103	9	9	
DIV. I NON-CONF.	6- 7	172	0- 0	72	106	107	107	9	9	
TOTALS	RPI 1-25	RPI 26-50	W-L RECORDS	RPI 51-100	RPI 101-150	RPI 150+				
12- 11	0- 3	1- 1	OVERALL	0- 4	2- 2	9- 1				
4- 5	0- 2	1- 0	HOME	0- 2	1- 1	2- 0				
8- 6	0- 1	0- 1	AWAY	0- 2	1- 1	7- 1				
0- 0	0- 0	0- 0	NEUTRAL	0- 0	0- 0	0- 0				
6- 7	0- 1	1- 1	NON-CONFERENCE	0- 3	0- 2	5- 0				
1- 4	0- 1	1- 0	HOME	0- 2	0- 1	0- 0				
5- 3	0- 0	0- 1	AWAY	0- 1	0- 1	5- 0				
0- 0	0- 0	0- 0	NEUTRAL	0- 0	0- 0	0- 0				
6- 4	0- 2	0- 0	CONFERENCE	0- 1	2- 0	4- 1				
3- 1	0- 1	0- 0	HOME	0- 0	1- 0	2- 0				
3- 3	0- 1	0- 0	AWAY	0- 1	1- 0	2- 1				
0- 0	0- 0	0- 0	NEUTRAL	0- 0	0- 0	0- 0				

RPI	S	Opponent	Score	RPI	S	Opponent	Score	RPI	S	Opponent	Score	RPI	S	Opponent	Score	Team's RPI: 103
6	H	UConn	61 81	34	A	California	79 80	54	H	New Mexico	84 89	105	H	Boston College	57 64	
15	A	UCF	56 58	43	H	Georgia Tech	95 89	72	A	FGCU	71 76	147	H	Tulsa	76 44	
19	H	Texas A&M	52 68					78	A	Cincinnati	57 68	148	A	South Fla.	54 52	
								96	H	UT Arlington	61 65	150	A	Louisiana Tech	88 100	
												168	A	Temple	65 76	
												168	H	Temple	78 65	
												190	A	Southern Miss.	61 44	
												215	A	George Mason	66 56	
												222	A	SMU	72 61	
												222	H	SMU	69 68	
												244	A	Wichita St.	66 58	
												254	A	ETSU	84 77	
												260	A	Columbia	83 72	
												317	A	Incarinate Word	79 60	
LAST 12 Division I GAMES:																
148	A	South Fla.	54 52	244	A	Wichita St.	66 58									
168	A	Temple	65 76	168	H	Temple	78 65									
222	H	SMU	69 68	222	A	SMU	72 61									
15	A	UCF	56 58	6	H	UConn	61 81									
147	H	Tulsa	76 44	190	A	Southern Miss.	61 44									
78	A	Cincinnati	57 68	215	A	George Mason	66 56									

Non-Div I Games:

Houston

■ Loss,
 ■ Non-Conf,
 ■ S Site,
 ■ H Home
 ■ A Away
 N Neutral

Average RPI Win:	310	WON-LOST	WINNING	LAST 10	STRENGTH OF	OPP. STRENGTH	TEAM	ADJ.	CONF.	ADJ CONF.
Average RPI Loss:	190	RECORD	PCT. RANK	GAMES	SCHEDULE	OF SCHEDULE	RPI	RPI	RPI	RPI
DIV. I ONLY	3- 14	323	0- 0	289	267	338	338	25	25	
DIV. I NON-CONF.	1- 5	311	0- 0	278	172	335	335	23	23	
TOTALS	RPI 1-25	RPI 26-50	W-L RECORDS	RPI 51-100	RPI 101-150	RPI 150+				
3- 14	0- 0	0- 0	OVERALL	0- 2	0- 2	3- 10				
3- 5	0- 0	0- 0	HOME	0- 0	0- 0	3- 5				
0- 9	0- 0	0- 0	AWAY	0- 2	0- 2	0- 5				
0- 0	0- 0	0- 0	NEUTRAL	0- 0	0- 0	0- 0				
1- 5	0- 0	0- 0	NON-CONFERENCE	0- 0	0- 2	1- 3				
1- 1	0- 0	0- 0	HOME	0- 0	0- 0	1- 1				
0- 4	0- 0	0- 0	AWAY	0- 0	0- 2	0- 2				
0- 0	0- 0	0- 0	NEUTRAL	0- 0	0- 0	0- 0				
2- 9	0- 0	0- 0	CONFERENCE	0- 2	0- 0	2- 7				
2- 4	0- 0	0- 0	HOME	0- 0	0- 0	2- 4				
0- 5	0- 0	0- 0	AWAY	0- 2	0- 0	0- 3				
0- 0	0- 0	0- 0	NEUTRAL	0- 0	0- 0	0- 0				

RPI S	Opponent	Score	RPI S	Opponent	Score	RPI S	Opponent	Score	RPI S	Opponent	Score	Team's RPI: 338
						61	A SFA	53 65	111	A Oklahoma St.	44 77	
						67	A Lamar University	50 63	149	A Texas Tech	76 82	
									156	H Abilene Christian	62 72	
									172	H Oral Roberts	56 74	
									174	A North Texas	75 100	
									181	A Nicholls St.	54 77	
									182	H Sam Houston St.	63 74	
									244	A Wichita St.	50 68	
									264	H A&M-Corpus Christi	56 70	
									280	H Central Ark.	58 77	
									286	A Southeastern La.	65 73	
									298	H La.-Monroe	68 60	
									315	H New Orleans	83 74	
									317	H Incarnate Word	60 59	
									326	A McNeese	71 81	
LAST 12 Division I GAMES:												
280	H Central Ark.	58 77	182	H Sam Houston St.	63 74							
61	A SFA	53 65	156	H Abilene Christian	62 72							
264	H A&M-Corpus Christi	56 70	181	A Nicholls St.	54 77							
317	H Incarnate Word	60 59	315	H New Orleans	83 74							
326	A McNeese	71 81	67	A Lamar University	50 63							
286	A Southeastern La.	65 73	298	H La.-Monroe	68 60							

Non-Div I Games: Howard Payne 93 60 Tex. A&M Int'l 81 48 McMurry 92 41 Southwest (NM) 100 57
Houston Baptist

Loss, Non-Conf, S Site, H Home A Away N Neutral

Average RPI Win: 292	WON-LOST	WINNING	LAST 10	STRENGTH OF	OPP. STRENGTH	TEAM	ADJ.	CONF.	ADJ CONF.
Average RPI Loss: 187	RECORD	PCT. RANK	GAMES	SCHEDULE	OF SCHEDULE	RPI	RPI	RPI	RPI
DIV. I ONLY	13- 10	137	0- 1	330	338	230	230	32	32
DIV. I NON-CONF.	7- 6	153	0- 0	300	290	203	203	32	32
<hr/>									
TOTALS	RPI 1-25	RPI 26-50	W-L RECORDS	RPI 51-100	RPI 101-150	RPI 150+			
13- 10	0- 0	0- 1	OVERALL	0- 1	0- 0	13- 8			
7- 3	0- 0	0- 0	HOME	0- 0	0- 0	7- 3			
6- 7	0- 0	0- 1	AWAY	0- 1	0- 0	6- 5			
0- 0	0- 0	0- 0	NEUTRAL	0- 0	0- 0	0- 0			
7- 6	0- 0	0- 1	NON-CONFERENCE	0- 1	0- 0	7- 4			
2- 2	0- 0	0- 0	HOME	0- 0	0- 0	2- 2			
5- 4	0- 0	0- 1	AWAY	0- 1	0- 0	5- 2			
0- 0	0- 0	0- 0	NEUTRAL	0- 0	0- 0	0- 0			
6- 4	0- 0	0- 0	CONFERENCE	0- 0	0- 0	6- 4			
5- 1	0- 0	0- 0	HOME	0- 0	0- 0	5- 1			
1- 3	0- 0	0- 0	AWAY	0- 0	0- 0	1- 3			
0- 0	0- 0	0- 0	NEUTRAL	0- 0	0- 0	0- 0			

RPI 1-25			RPI 26-50			RPI 51-100			RPI 101+ Team's RPI: 230		
RPI	S	Opponent	Score	RPI	S	Opponent	Score	RPI	S	Opponent	Score
				29	A	North Carolina	63 85	78	A	Cincinnati	51 85
								159	H	Mercer	70 85
								164	A	William & Mary	75 88
								176	A	UMES	72 80
								176	H	UMES	73 80
								215	H	George Mason	73 59
								235	A	Niagara	68 61
								237	A	Campbell	69 64
								239	A	Bethune-Cookman	63 76
								239	H	Bethune-Cookman	61 40
								256	A	Richmond	60 67
								269	H	Norfolk St.	74 70
								287	A	La Salle	57 54
								289	H	Siena	81 86
								297	H	Morgan St.	79 56
								306	A	South Carolina St.	63 72
								314	H	NJIT	77 57
								318	A	FIU	89 62
								344	A	Fairleigh Dickinson	79 58
								346	H	Delaware St.	78 62
								349	A	Florida A&M	81 59
								349	H	Florida A&M	74 68
LAST 12 Division I GAMES:											
239	A	Bethune-Cookman	63 76	297	H	Morgan St.	79 56				
349	A	Florida A&M	81 59	239	H	Bethune-Cookman	61 40				
269	H	Norfolk St.	74 70	176	A	UMES	72 80				
176	H	UMES	73 80	349	H	Florida A&M	74 68				
346	H	Delaware St.	78 62	29	A	North Carolina	63 85				
306	A	South Carolina St.	63 72	78	A	Cincinnati	51 85				

Non-Div I Games:

Howard

Average RPI Win: 224	WON-LOST	WINNING	LAST 10	STRENGTH OF	OPP. STRENGTH	TEAM	ADJ.	CONF.	ADJ CONF.
Average RPI Loss: 113	RECORD	PCT. RANK	GAMES	SCHEDULE	OF SCHEDULE	RPI	RPI	RPI	RPI
DIV. I ONLY	15- 9	104	1- 0	184	183	123	123	21	21
DIV. I NON-CONF.	5- 5	162	0- 0	66	111	87	87	18	18
TOTALS	RPI 1-25	RPI 26-50	W-L RECORDS	RPI 51-100	RPI 101-150	RPI 150+			
15- 9	0- 1	0- 1	OVERALL	1- 3	3- 1	11- 3			
7- 3	0- 0	0- 1	HOME	0- 2	2- 0	5- 0			
7- 6	0- 1	0- 0	AWAY	1- 1	0- 1	6- 3			
1- 0	0- 0	0- 0	NEUTRAL	0- 0	1- 0	0- 0			
5- 5	0- 1	0- 1	NON-CONFERENCE	0- 1	2- 0	3- 2			
1- 2	0- 0	0- 1	HOME	0- 1	1- 0	0- 0			
3- 3	0- 1	0- 0	AWAY	0- 0	0- 0	3- 2			
1- 0	0- 0	0- 0	NEUTRAL	0- 0	1- 0	0- 0			
10- 4	0- 0	0- 0	CONFERENCE	1- 2	1- 1	8- 1			
6- 1	0- 0	0- 0	HOME	0- 1	1- 0	5- 0			
4- 3	0- 0	0- 0	AWAY	1- 1	0- 1	3- 1			
0- 0	0- 0	0- 0	NEUTRAL	0- 0	0- 0	0- 0			

RPI 1-25				RPI 26-50				RPI 51-100				RPI 101+				Team's RPI: 123
RPI	S	Opponent	Score	RPI	S	Opponent	Score	RPI	S	Opponent	Score	RPI	S	Opponent	Score	
12	A	Iowa	58 72	33	H	Ohio	66 73	63	A	Green Bay	67 63	101	N	VCU	63 61	
								76	A	Wright St.	59 66	125	A	Youngstown St.	52 70	
								76	H	Wright St.	75 78	125	H	Youngstown St.	64 44	
								83	H	UNI	40 53	132	H	UT Martin	73 72	
												165	A	Southern Ill.	73 78	
												171	A	Indiana St.	64 59	
												175	A	Wisconsin	64 65	
												194	A	Milwaukee	67 66	
												198	A	Ole Miss	66 58	
												268	A	Cleveland St.	75 50	
												268	H	Cleveland St.	64 36	
												274	A	Northern Ky.	57 60	
												274	H	Northern Ky.	70 48	
												299	A	Oakland	76 70	
												299	H	Oakland	82 53	
												300	A	UTSA	58 50	
												335	H	Detroit Mercy	82 47	
												336	H	UIC	71 43	
LAST 12 Division I GAMES:																
299	A	Oakland	76 70	194	A	Milwaukee	67 66									
268	H	Cleveland St.	64 36	336	H	UIC	71 43									
125	H	Youngstown St.	64 44	299	H	Oakland	82 53									
76	A	Wright St.	59 66	335	H	Detroit Mercy	82 47									
274	A	Northern Ky.	57 60	125	A	Youngstown St.	52 70									
63	A	Green Bay	67 63	268	A	Cleveland St.	75 50									

Non-Div I Games: Purdue Northwest 101 40

IUPUI

■ Loss,
 ■ Non-Conf, S Site,
 ■ Home
 ■ Away
 N Neutral

Average RPI Win:	191	WON-LOST	WINNING	LAST 10	STRENGTH OF	OPP. STRENGTH	TEAM	ADJ.	CONF.	ADJ CONF.
Average RPI Loss:	115	RECORD	PCT. RANK	GAMES	SCHEDULE	OF SCHEDULE	RPI	RPI	RPI	RPI
DIV. I ONLY	13- 8	109	1- 0	124	119	86	86	16	16	
DIV. I NON-CONF.	3- 6	241	0- 0	47	48	144	144	12	12	
TOTALS	RPI 1-25	RPI 26-50	W-L RECORDS	RPI 51-100	RPI 101-150	RPI 150+				
13- 8	0- 2	0- 1	OVERALL	1- 1	4- 1	8- 3				
7- 1	0- 0	0- 0	HOME	0- 0	2- 1	5- 0				
6- 6	0- 2	0- 1	AWAY	1- 0	2- 0	3- 3				
0- 1	0- 0	0- 0	NEUTRAL	0- 1	0- 0	0- 0				
3- 6	0- 2	0- 1	NON-CONFERENCE	0- 1	1- 0	2- 2				
2- 0	0- 0	0- 0	HOME	0- 0	0- 0	2- 0				
1- 5	0- 2	0- 1	AWAY	0- 0	1- 0	0- 2				
0- 1	0- 0	0- 0	NEUTRAL	0- 1	0- 0	0- 0				
10- 2	0- 0	0- 0	CONFERENCE	1- 0	3- 1	6- 1				
5- 1	0- 0	0- 0	HOME	0- 0	2- 1	3- 0				
5- 1	0- 0	0- 0	AWAY	1- 0	1- 0	3- 1				
0- 0	0- 0	0- 0	NEUTRAL	0- 0	0- 0	0- 0				

RPI 1-25				RPI 26-50				RPI 51-100 Team's RPI: 86				RPI 101+			
RPI	S	Opponent	Score	RPI	S	Opponent	Score	RPI	S	Opponent	Score	RPI	S	Opponent	Score
5	A	Stanford	71 115	48	A	Wyoming	61 64	56	N	Boise St.	85 91	122	H	Northern Colo.	72 86
13	A	Gonzaga	51 88					93	A	Idaho St.	86 72	134	H	Portland St.	80 78
												145	A	Montana St.	82 66
												145	H	Montana St.	90 65
												149	A	Texas Tech	88 77
												161	H	CSUN	88 73
												170	A	Montana	79 82
												170	H	Montana	76 68
												180	H	Eastern Wash.	84 68
												225	H	Sacramento St.	104 66
												236	A	Northern Ariz.	86 69
												242	A	Hawaii	61 69
												247	H	San Francisco	70 63
												263	A	Long Beach St.	63 70
												282	A	Southern Utah	82 70
												322	A	Weber St.	79 74
LAST 12 Division I GAMES:															
145	H	Montana St.	90 65	170	A	Montana	79 82								
170	H	Montana	76 68	145	A	Montana St.	82 66								
282	A	Southern Utah	82 70	122	H	Northern Colo.	72 86								
236	A	Northern Ariz.	86 69	180	H	Eastern Wash.	84 68								
134	H	Portland St.	80 78	322	A	Weber St.	79 74								
225	H	Sacramento St.	104 66	93	A	Idaho St.	86 72								

Non-Div I Games:

Idaho

■ Loss,
 ■ Non-Conf,
 ■ S Site,
 ■ Home
 ■ Away
 N Neutral

Average RPI Win:	221	WON-LOST	WINNING	LAST 10	STRENGTH OF	OPP. STRENGTH	TEAM	ADJ.	CONF.	ADJ CONF.
Average RPI Loss:	90	RECORD	PCT. RANK	GAMES	SCHEDULE	OF SCHEDULE	RPI	RPI	RPI	RPI
DIV. I ONLY	15- 7	76	1- 0	156	179	93	93	16	16	
DIV. I NON-CONF.	4- 4	162	0- 0	34	222	72	72	12	12	
TOTALS	RPI 1-25	RPI 26-50	W-L RECORDS	RPI 51-100	RPI 101-150	RPI 150+				
15- 7	0- 1	0- 1	OVERALL	0- 3	4- 1	11- 1				
7- 2	0- 0	0- 0	HOME	0- 1	2- 0	5- 1				
7- 4	0- 1	0- 0	AWAY	0- 2	2- 1	5- 0				
1- 1	0- 0	0- 1	NEUTRAL	0- 0	0- 0	1- 0				
4- 4	0- 1	0- 1	NON-CONFERENCE	0- 2	1- 0	3- 0				
2- 0	0- 0	0- 0	HOME	0- 0	1- 0	1- 0				
1- 3	0- 1	0- 0	AWAY	0- 2	0- 0	1- 0				
1- 1	0- 0	0- 1	NEUTRAL	0- 0	0- 0	1- 0				
11- 3	0- 0	0- 0	CONFERENCE	0- 1	3- 1	8- 1				
5- 2	0- 0	0- 0	HOME	0- 1	1- 0	4- 1				
6- 1	0- 0	0- 0	AWAY	0- 0	2- 1	4- 0				
0- 0	0- 0	0- 0	NEUTRAL	0- 0	0- 0	0- 0				

RPI 1-25				RPI 26-50				RPI 51-100 Team's RPI: 93				RPI 101+			
RPI	S	Opponent	Score	RPI	S	Opponent	Score	RPI	S	Opponent	Score	RPI	S	Opponent	Score
13	A	Gonzaga	51 70	43	N	Georgia Tech	51 74	52	A	Utah	60 74	122	A	Northern Colo.	56 60
								79	A	Arizona	46 71	126	H	Pepperdine	65 63
								86	H	Idaho	72 86	134	A	Portland St.	58 57
												145	A	Montana St.	62 49
												145	H	Montana St.	61 43
												170	H	Montana	50 34
												180	H	Eastern Wash.	63 48
												225	A	Sacramento St.	56 42
												225	H	Sacramento St.	73 43
												236	A	Northern Ariz.	80 69
												236	H	Northern Ariz.	77 81
												259	A	California Baptist	72 57
												282	A	Southern Utah	69 57
												282	H	Southern Utah	80 47
												285	H	Utah Valley	80 68
												305	N	Kennesaw St.	60 49
												322	A	Weber St.	70 57
LAST 12 Division I GAMES:															
145	A	Montana St.	62 49	170	H	Montana	50 34								
282	H	Southern Utah	80 47	122	A	Northern Colo.	56 60								
236	H	Northern Ariz.	77 81	225	H	Sacramento St.	73 43								
134	A	Portland St.	58 57	322	A	Weber St.	70 57								
225	A	Sacramento St.	56 42	236	A	Northern Ariz.	80 69								
145	H	Montana St.	61 43	282	A	Southern Utah	69 57								

Non-Div I Games: Benedictine Mesa 88 51

Idaho St.

■ Loss,
 ■ Non-Conf, S Site,
 ■ Home
 ■ Away
 N Neutral

Average RPI Win:	235	WON-LOST	WINNING	LAST 10	STRENGTH OF	OPP. STRENGTH	TEAM	ADJ.	CONF.	ADJ CONF.
Average RPI Loss:	66	RECORD	PCT. RANK	GAMES	SCHEDULE	OF SCHEDULE	RPI	RPI	RPI	RPI
DIV. I ONLY	10- 15	231	0- 1	88	76	184	184	4	4	
DIV. I NON-CONF.	8- 3	72	0- 0	282	256	173	173	6	6	
TOTALS	RPI 1-25	RPI 26-50	W-L RECORDS	RPI 51-100	RPI 101-150	RPI 150+				
10- 15	0- 5	0- 3	OVERALL	0- 5	1- 1	9- 1				
8- 7	0- 3	0- 2	HOME	0- 2	0- 0	8- 0				
2- 7	0- 2	0- 1	AWAY	0- 3	1- 1	1- 0				
0- 1	0- 0	0- 0	NEUTRAL	0- 0	0- 0	0- 1				
8- 3	0- 1	0- 1	NON-CONFERENCE	0- 0	0- 0	8- 1				
7- 1	0- 1	0- 0	HOME	0- 0	0- 0	7- 0				
1- 1	0- 0	0- 1	AWAY	0- 0	0- 0	1- 0				
0- 1	0- 0	0- 0	NEUTRAL	0- 0	0- 0	0- 1				
2- 12	0- 4	0- 2	CONFERENCE	0- 5	1- 1	1- 0				
1- 6	0- 2	0- 2	HOME	0- 2	0- 0	1- 0				
1- 6	0- 2	0- 0	AWAY	0- 3	1- 1	0- 0				
0- 0	0- 0	0- 0	NEUTRAL	0- 0	0- 0	0- 0				

RPI	S	Opponent	Score	RPI	S	Opponent	Score	RPI	S	Opponent	Score	RPI	S	Opponent	Score	Team's RPI: 184
12	A	Iowa	66 88	26	H	Rutgers	60 71	66	A	Purdue	50 72	102	A	Minnesota	66 62	
12	H	Iowa	75 94	44	H	Indiana	83 85	89	A	Northwestern	45 68	138	A	Penn St.	48 62	
17	H	Maryland	66 80	46	A	Clemson	67 69	89	H	Northwestern	56 64	171	H	Indiana St.	75 57	
23	H	Missouri	45 67					91	A	Ohio St.	70 78	175	H	Wisconsin	78 68	
24	A	Michigan St.	60 77					94	H	Nebraska	67 77	196	H	Eastern Mich.	72 66	
												225	N	Sacramento St.	107 109	
												250	H	SIUE	74 57	
												260	H	Columbia	76 69	
												283	H	Murray St.	84 52	
												294	H	Valparaiso	73 54	
												302	H	Alabama A&M	88 60	
												312	A	Cal Poly	74 51	
LAST 12 Division I GAMES:																
12	A	Iowa	66 88	24	A	Michigan St.	60 77									
175	H	Wisconsin	78 68	12	H	Iowa	75 94									
66	A	Purdue	50 72	94	H	Nebraska	67 77									
17	H	Maryland	66 80	138	A	Penn St.	48 62									
91	A	Ohio St.	70 78	26	H	Rutgers	60 71									
89	H	Northwestern	56 64	102	A	Minnesota	66 62									

Non-Div I Games:

Illinois

■ Loss,
■ Non-Conf,
■ S Site,
■ H Home
■ A Away
N Neutral

Average RPI Win:	239	WON-LOST	WINNING	LAST 10	STRENGTH OF	OPP. STRENGTH	TEAM	ADJ.	CONF.	ADJ CONF.
Average RPI Loss:	158	RECORD	PCT. RANK	GAMES	SCHEDULE	OF SCHEDULE	RPI	RPI	RPI	RPI
DIV. I ONLY	12- 9	131	1- 0	268	229	189	189	13	13	
DIV. I NON-CONF.	6- 4	125	0- 0	298	315	177	177	14	14	
TOTALS	RPI 1-25	RPI 26-50	W-L RECORDS	RPI 51-100	RPI 101-150	RPI 150+				
12- 9	0- 1	0- 1	OVERALL	1- 1	0- 0	11- 6				
8- 3	0- 1	0- 0	HOME	1- 1	0- 0	7- 1				
4- 6	0- 0	0- 1	AWAY	0- 0	0- 0	4- 5				
0- 0	0- 0	0- 0	NEUTRAL	0- 0	0- 0	0- 0				
6- 4	0- 0	0- 1	NON-CONFERENCE	0- 0	0- 0	6- 3				
4- 0	0- 0	0- 0	HOME	0- 0	0- 0	4- 0				
2- 4	0- 0	0- 1	AWAY	0- 0	0- 0	2- 3				
0- 0	0- 0	0- 0	NEUTRAL	0- 0	0- 0	0- 0				
6- 5	0- 1	0- 0	CONFERENCE	1- 1	0- 0	5- 3				
4- 3	0- 1	0- 0	HOME	1- 1	0- 0	3- 1				
2- 2	0- 0	0- 0	AWAY	0- 0	0- 0	2- 2				
0- 0	0- 0	0- 0	NEUTRAL	0- 0	0- 0	0- 0				

RPI 1-25				RPI 26-50				RPI 51-100				RPI 101+ Team's RPI: 189			
RPI	S	Opponent	Score	RPI	S	Opponent	Score	RPI	S	Opponent	Score	RPI	S	Opponent	Score
20	H	Drake	64 82	45	A	Butler	56 58	62	H	Missouri St.	47 59	157	H	Bradley	68 79
								83	H	UNI	66 64	165	H	Southern Ill.	60 52
												171	A	Indiana St.	44 59
												171	H	Indiana St.	78 70
												188	H	Saint Louis	72 67
												196	A	Eastern Mich.	41 50
												228	H	North Dakota	67 55
												232	A	UMKC	62 55
												249	A	Loyola Chicago	59 62
												250	A	SIUE	61 68
												261	H	Austin Peay	61 49
												268	A	Cleveland St.	63 67
												274	A	Northern Ky.	58 53
												294	A	Valparaiso	70 67
												299	H	Oakland	62 56
												334	A	Evansville	72 61
												334	H	Evansville	82 59
LAST 12 Division I GAMES:															
171	H	Indiana St.	78 70	165	H	Southern Ill.	60 52								
334	H	Evansville	82 59	334	A	Evansville	72 61								
294	A	Valparaiso	70 67	171	A	Indiana St.	44 59								
249	A	Loyola Chicago	59 62	20	H	Drake	64 82								
157	H	Bradley	68 79	83	H	UNI	66 64								
62	H	Missouri St.	47 59	232	A	UMKC	62 55								

Non-Div I Games: Maryville (MO) 61 52

Illinois St.

■ Loss,
 ■ Non-Conf, S Site,
 ■ Home
 ■ Away
 N Neutral

Average RPI Win:	309	WON-LOST	WINNING	LAST 10	STRENGTH OF	OPP. STRENGTH	TEAM	ADJ.	CONF.	ADJ CONF.
Average RPI Loss:	170	RECORD	PCT. RANK	GAMES	SCHEDULE	OF SCHEDULE	RPI	RPI	RPI	RPI
DIV. I ONLY	3- 19	332	1- 0	181	273	317	317	25	25	
DIV. I NON-CONF.	0- 11	336	0- 0	60	202	302	302	23	23	
TOTALS	RPI 1-25	RPI 26-50	W-L RECORDS	RPI 51-100	RPI 101-150	RPI 150+				
3- 19	0- 1	0- 2	OVERALL	0- 4	0- 2	3- 10				
2- 7	0- 0	0- 1	HOME	0- 3	0- 1	2- 2				
1- 12	0- 1	0- 1	AWAY	0- 1	0- 1	1- 8				
0- 0	0- 0	0- 0	NEUTRAL	0- 0	0- 0	0- 0				
0- 11	0- 1	0- 2	NON-CONFERENCE	0- 2	0- 2	0- 4				
0- 4	0- 0	0- 1	HOME	0- 1	0- 1	0- 1				
0- 7	0- 1	0- 1	AWAY	0- 1	0- 1	0- 3				
0- 0	0- 0	0- 0	NEUTRAL	0- 0	0- 0	0- 0				
3- 8	0- 0	0- 0	CONFERENCE	0- 2	0- 0	3- 6				
2- 3	0- 0	0- 0	HOME	0- 2	0- 0	2- 1				
1- 5	0- 0	0- 0	AWAY	0- 0	0- 0	1- 5				
0- 0	0- 0	0- 0	NEUTRAL	0- 0	0- 0	0- 0				

RPI 1-25				RPI 26-50				RPI 51-100				RPI 101+				Team's RPI: 317	
RPI	S	Opponent	Score	RPI	S	Opponent	Score	RPI	S	Opponent	Score	RPI	S	Opponent	Score		
16	A	Arizona St.	43 81	36	H	Rice	63 74	61	H	SFA	56 66	102	A	Minnesota	39 75		
				39	A	South Dakota	43 96	67	H	Lamar University	51 77	103	H	Houston	60 79		
								79	A	Arizona	42 84	181	A	Nicholls St.	62 86		
								96	H	UT Arlington	49 97	182	H	Sam Houston St.	56 76		
												203	A	San Diego St.	38 81		
												204	A	Massachusetts	59 71		
												264	A	A&M-Corpus Christi	49 57		
												280	A	Central Ark.	43 74		
												286	H	Southeastern La.	76 69		
												315	A	New Orleans	55 58		
												315	H	New Orleans	81 69		
												322	H	Weber St.	64 72		
												326	A	McNeese	68 66		
												337	A	Grand Canyon	63 74		
												338	A	Houston Baptist	59 60		
LAST 12 Division I GAMES:																	
286	H	Southeastern La.	76 69	61	H	SFA	56 66										
264	A	A&M-Corpus Christi	49 57	280	A	Central Ark.	43 74										
315	A	New Orleans	55 58	182	H	Sam Houston St.	56 76										
338	A	Houston Baptist	59 60	181	A	Nicholls St.	62 86										
315	H	New Orleans	81 69	326	A	McNeese	68 66										
67	H	Lamar University	51 77	36	H	Rice	63 74										

Non-Div I Games:

Incarnate Word

Loss, Non-Conf, S Site, H Home A Away N Neutral

Indiana

Through Games Of Feb. 14, 2019

Average RPI Win:	126	WON-LOST	WINNING	LAST 10	STRENGTH OF	OPP. STRENGTH	TEAM	ADJ.	CONF.	ADJ CONF.
Average RPI Loss:	76	RECORD	PCT. RANK	GAMES	SCHEDULE	OF SCHEDULE	RPI	RPI	RPI	RPI
DIV. I ONLY	17- 9	91	0- 1	50	49	44	44	4	4	
DIV. I NON-CONF.	11- 1	13	0- 0	103	65	20	20	6	6	
TOTALS	RPI 1-25	RPI 26-50	W-L RECORDS	RPI 51-100	RPI 101-150	RPI 150+				
17- 9	1- 2	4- 2	OVERALL	3- 3	3- 1	6- 1				
9- 3	1- 1	2- 0	HOME	2- 1	1- 1	3- 0				
6- 5	0- 1	1- 2	AWAY	1- 2	1- 0	3- 0				
2- 1	0- 0	1- 0	NEUTRAL	0- 0	1- 0	0- 1				
11- 1	0- 0	3- 0	NON-CONFERENCE	2- 0	2- 0	4- 1				
6- 0	0- 0	1- 0	HOME	2- 0	0- 0	3- 0				
3- 0	0- 0	1- 0	AWAY	0- 0	1- 0	1- 0				
2- 1	0- 0	1- 0	NEUTRAL	0- 0	1- 0	0- 1				
6- 8	1- 2	1- 2	CONFERENCE	1- 3	1- 1	2- 0				
3- 3	1- 1	1- 0	HOME	0- 1	1- 1	0- 0				
3- 5	0- 1	0- 2	AWAY	1- 2	0- 0	2- 0				
0- 0	0- 0	0- 0	NEUTRAL	0- 0	0- 0	0- 0				

RPI 1-25				RPI 26-50				Team's RPI: 44		RPI 51-100				RPI 101+			
RPI	S	Opponent	Score	RPI	S	Opponent	Score			RPI	S	Opponent	Score	RPI	S	Opponent	Score
17	H	Maryland	56 76	26	A	Rutgers	64 69			62	H	Missouri St.	98 74	102	H	Minnesota	61 65
24	A	Michigan St.	61 77	39	N	South Dakota	68 60			66	A	Purdue	53 56	104	N	Loyola Marymount	67 43
24	H	Michigan St.	68 64	40	A	UCLA	67 65			89	H	Northwestern	69 75	117	A	Wake Forest	87 73
				45	H	Butler	66 46			91	A	Ohio St.	50 55	138	H	Penn St.	83 75
				49	A	Michigan	58 67			94	A	Nebraska	82 78	175	A	Wisconsin	75 68
				49	H	Michigan	70 60			98	H	Northern Ill.	91 73	184	A	Illinois	85 83
														194	H	Milwaukee	68 66
														212	H	Florida	83 64
														224	N	Grambling	62 65
														273	H	North Florida	75 52
														299	A	Oakland	59 32
LAST 12 Division I GAMES:																	
				49	A	Michigan	58 67			49	H	Michigan	70 60				
				24	A	Michigan St.	61 77			66	A	Purdue	53 56				
				102	H	Minnesota	61 65			89	H	Northwestern	69 75				
				94	A	Nebraska	82 78			175	A	Wisconsin	75 68				
				26	A	Rutgers	64 69			91	A	Ohio St.	50 55				
				17	H	Maryland	56 76			24	H	Michigan St.	68 64				

Non-Div I Games:

Indiana

■ Loss,
 ■ Non-Conf, S Site,
 ■ Home
 ■ Away
 N Neutral

Indiana St.

Through Games Of Feb. 14, 2019

Average RPI Win:	253	WON-LOST	WINNING	LAST 10	STRENGTH OF	OPP. STRENGTH	TEAM	ADJ.	CONF.	ADJ CONF.
Average RPI Loss:	142	RECORD	PCT. RANK	GAMES	SCHEDULE	OF SCHEDULE	RPI	RPI	RPI	RPI
DIV. I ONLY	9- 12	218	0- 1	152	266	171	171	13	13	
DIV. I NON-CONF.	5- 5	162	0- 0	238	319	180	180	14	14	
TOTALS	RPI 1-25	RPI 26-50	W-L RECORDS	RPI 51-100	RPI 101-150	RPI 150+				
9- 12	0- 1	0- 1	OVERALL	0- 2	0- 1	9- 7				
2- 4	0- 1	0- 0	HOME	0- 1	0- 1	2- 1				
7- 7	0- 0	0- 1	AWAY	0- 1	0- 0	7- 5				
0- 1	0- 0	0- 0	NEUTRAL	0- 0	0- 0	0- 1				
5- 5	0- 0	0- 1	NON-CONFERENCE	0- 0	0- 1	5- 3				
1- 1	0- 0	0- 0	HOME	0- 0	0- 1	1- 0				
4- 3	0- 0	0- 1	AWAY	0- 0	0- 0	4- 2				
0- 1	0- 0	0- 0	NEUTRAL	0- 0	0- 0	0- 1				
4- 7	0- 1	0- 0	CONFERENCE	0- 2	0- 0	4- 4				
1- 3	0- 1	0- 0	HOME	0- 1	0- 0	1- 1				
3- 4	0- 0	0- 0	AWAY	0- 1	0- 0	3- 3				
0- 0	0- 0	0- 0	NEUTRAL	0- 0	0- 0	0- 0				

RPI 1-25				RPI 26-50				RPI 51-100				RPI 101+ Team's RPI: 171			
RPI	S	Opponent	Score	RPI	S	Opponent	Score	RPI	S	Opponent	Score	RPI	S	Opponent	Score
20	H	Drake	68 70	45	A	Butler	49 72	62	A	Missouri St.	58 71	123	H	IUPUI	59 64
								83	H	UNI	51 71	157	A	Bradley	80 81
												157	H	Bradley	45 61
												160	N	UC Irvine	61 77
												165	A	Southern Ill.	61 58
												184	A	Illinois	57 75
												188	A	Saint Louis	60 56
												189	A	Illinois St.	70 78
												189	H	Illinois St.	59 44
												217	A	Marshall	62 53
												221	A	Southeast Mo. St.	62 51
												249	A	Loyola Chicago	54 56
												276	A	Eastern Ill.	39 63
												294	A	Valparaiso	86 82
												334	A	Evansville	76 69
												336	H	UIC	60 53
												337	A	Grand Canyon	88 81
LAST 12 Division I GAMES:															
189	A	Illinois St.	70 78	294	A	Valparaiso	86 82								
157	A	Bradley	80 81	157	H	Bradley	45 61								
334	A	Evansville	76 69	189	H	Illinois St.	59 44								
83	H	UNI	51 71	165	A	Southern Ill.	61 58								
20	H	Drake	68 70	62	A	Missouri St.	58 71								
249	A	Loyola Chicago	54 56	276	A	Eastern Ill.	39 63								

Non-Div I Games: Davenport 79 43

Indiana St.

■ Loss,
 ■ Non-Conf,
 ■ S Site,
 ■ Home
 ■ A Away
 N Neutral

Average RPI Win:	208	WON-LOST	WINNING	LAST 10	STRENGTH OF	OPP. STRENGTH	TEAM	ADJ.	CONF.	ADJ CONF.
Average RPI Loss:	180	RECORD	PCT. RANK	GAMES	SCHEDULE	OF SCHEDULE	RPI	RPI	RPI	RPI
DIV. I ONLY	1- 23	350	0- 1	159	240	331	331	26	26	
DIV. I NON-CONF.	1- 10	330	0- 0	55	110	277	277	27	27	
TOTALS	RPI 1-25	RPI 26-50	W-L RECORDS	RPI 51-100	RPI 101-150	RPI 150+				
1- 23	0- 0	0- 2	OVERALL	0- 3	0- 4	1- 14				
1- 12	0- 0	0- 1	HOME	0- 2	0- 2	1- 7				
0- 11	0- 0	0- 1	AWAY	0- 1	0- 2	0- 7				
0- 0	0- 0	0- 0	NEUTRAL	0- 0	0- 0	0- 0				
1- 10	0- 0	0- 2	NON-CONFERENCE	0- 2	0- 3	1- 3				
1- 5	0- 0	0- 1	HOME	0- 1	0- 2	1- 1				
0- 5	0- 0	0- 1	AWAY	0- 1	0- 1	0- 2				
0- 0	0- 0	0- 0	NEUTRAL	0- 0	0- 0	0- 0				
0- 13	0- 0	0- 0	CONFERENCE	0- 1	0- 1	0- 11				
0- 7	0- 0	0- 0	HOME	0- 1	0- 0	0- 6				
0- 6	0- 0	0- 0	AWAY	0- 0	0- 1	0- 5				
0- 0	0- 0	0- 0	NEUTRAL	0- 0	0- 0	0- 0				

RPI	S	Opponent	Score	RPI	S	Opponent	Score	RPI	S	Opponent	Score	RPI	S	Opponent	Score	Team's RPI: 331
27	H	Central Mich.	39 82	64	H	Quinnipiac	39 76	109	H	St. John's (NY)	35 61	120	H	Fordham	40 57	
41	A	Bucknell	43 81	71	H	Penn	43 66	131	A	Kansas	44 75	146	A	Marist	36 76	
				74	A	Toledo	38 84	162	H	Stony Brook	51 53	168	A	Temple	39 59	
								178	A	Rider	64 75	178	H	Rider	58 66	
								208	H	George Washington	52 43	214	H	Monmouth	38 55	
								235	A	Niagara	53 72	235	H	Niagara	46 58	
								252	A	Hofstra	49 74	278	A	Canisius	47 67	
								278	H	Canisius	40 48	289	A	Siena	47 59	
								289	H	Siena	45 66	293	H	Fairfield	42 55	
								301	A	Manhattan	33 55					
LAST 12 Division I GAMES:																
178	A	Rider	64 75	146	A	Marist	36 76									
289	H	Siena	45 66	301	A	Manhattan	33 55									
235	A	Niagara	53 72	178	H	Rider	58 66									
278	A	Canisius	47 67	235	H	Niagara	46 58									
64	H	Quinnipiac	39 76	278	H	Canisius	40 48									
293	H	Fairfield	42 55	289	A	Siena	47 59									

Non-Div I Games:

Iona

■ Loss,
■ Non-Conf,
■ S Site,
■ H Home
■ A Away
N Neutral

Average RPI Win: 115	WON-LOST	WINNING	LAST 10	STRENGTH OF	OPP. STRENGTH	TEAM	ADJ.	CONF.	ADJ CONF.
Average RPI Loss: 32	RECORD	PCT. RANK	GAMES	SCHEDULE	OF SCHEDULE	RPI	RPI	RPI	RPI
DIV. I ONLY	20- 5	28	0- 1	18	29	12	12	4	4
DIV. I NON-CONF.	9- 2	43	0- 1	14	42	10	10	6	6
TOTALS	RPI 1-25	RPI 26-50	W-L RECORDS	RPI 51-100	RPI 101-150	RPI 150+			
20- 5	3- 3	2- 1	OVERALL	5- 1	4- 0	6- 0			
13- 0	2- 0	2- 0	HOME	3- 0	1- 0	5- 0			
6- 4	1- 2	0- 1	AWAY	1- 1	3- 0	1- 0			
1- 1	0- 1	0- 0	NEUTRAL	1- 0	0- 0	0- 0			
9- 2	2- 2	0- 0	NON-CONFERENCE	2- 0	2- 0	3- 0			
6- 0	1- 0	0- 0	HOME	1- 0	1- 0	3- 0			
2- 1	1- 1	0- 0	AWAY	0- 0	1- 0	0- 0			
1- 1	0- 1	0- 0	NEUTRAL	1- 0	0- 0	0- 0			
11- 3	1- 1	2- 1	CONFERENCE	3- 1	2- 0	3- 0			
7- 0	1- 0	2- 0	HOME	2- 0	0- 0	2- 0			
4- 3	0- 1	0- 1	AWAY	1- 1	2- 0	1- 0			
0- 0	0- 0	0- 0	NEUTRAL	0- 0	0- 0	0- 0			

RPI	S	Opponent	Score	RPI	S	Opponent	Score	RPI	S	Opponent	Score	RPI	S	Opponent	Score
1	A	Notre Dame	71 105	26	H	Rutgers	72 66	65	N	West Virginia	84 81	102	A	Minnesota	81 63
11	H	Iowa St.	73 70	49	A	Michigan	81 90	66	A	Purdue	57 62	123	H	IUPUI	72 58
18	N	Florida St.	67 71	49	H	Michigan	75 61	66	H	Purdue	72 58	127	A	Western Ky.	104 67
20	A	Drake	91 82					83	H	UNI	83 57	138	A	Penn St.	81 61
24	A	Michigan St.	70 84					91	A	Ohio St.	78 52	172	H	Oral Roberts	90 77
24	H	Michigan St.	86 71					94	H	Nebraska	77 71	175	H	Wisconsin	71 53
												184	A	Illinois	94 75
												184	H	Illinois	88 66
												216	H	Robert Morris	92 63
												341	H	N.C. Central	106 39
LAST 12 Division I GAMES:															
18	N	Florida St.	67 71	66	H	Purdue	72 58								
184	H	Illinois	88 66	26	H	Rutgers	72 66								
91	A	Ohio St.	78 52	184	A	Illinois	94 75								
24	H	Michigan St.	86 71	49	H	Michigan	75 61								
138	A	Penn St.	81 61	102	A	Minnesota	81 63								
49	A	Michigan	81 90	66	A	Purdue	57 62								

Non-Div I Games:

Iowa

■ Loss,
■ Non-Conf, S Site,
■ Home
■ Away
N Neutral

Average RPI Win: 108		WON-LOST	WINNING	LAST 10	STRENGTH OF	OPP. STRENGTH	TEAM	ADJ.	CONF.	ADJ CONF.
Average RPI Loss: 30		RECORD	PCT. RANK	GAMES	SCHEDULE	OF SCHEDULE	RPI	RPI	RPI	RPI
DIV. I ONLY		18- 6	45	3- 0	2	53	11	11	3	3
DIV. I NON-CONF.		10- 2	37	3- 0	10	97	9	9	3	3
TOTALS		RPI 1-25	RPI 26-50		W-L RECORDS		RPI 51-100	RPI 101-150	RPI 150+	
18- 6	2- 3	2- 2		OVERALL		6- 1	3- 0	5- 0		
14- 1	2- 1	2- 0		HOME		5- 0	1- 0	4- 0		
3- 5	0- 2	0- 2		AWAY		1- 1	2- 0	0- 0		
1- 0	0- 0	0- 0		NEUTRAL		0- 0	0- 0	1- 0		
10- 2	2- 1	1- 1		NON-CONFERENCE		3- 0	0- 0	4- 0		
9- 0	2- 0	1- 0		HOME		3- 0	0- 0	3- 0		
0- 2	0- 1	0- 1		AWAY		0- 0	0- 0	0- 0		
1- 0	0- 0	0- 0		NEUTRAL		0- 0	0- 0	1- 0		
8- 4	0- 2	1- 1		CONFERENCE		3- 1	3- 0	1- 0		
5- 1	0- 1	1- 0		HOME		2- 0	1- 0	1- 0		
3- 3	0- 1	0- 1		AWAY		1- 1	2- 0	0- 0		
0- 0	0- 0	0- 0		NEUTRAL		0- 0	0- 0	0- 0		

RPI 1-25				Team's RPI: 11		RPI 26-50				RPI 51-100				RPI 101+					
RPI	S	Opponent	Score		RPI	S	Opponent	Score		RPI	S	Opponent	Score		RPI	S	Opponent	Score	
2	A	Baylor	69	84	37	A	TCU	69	76	57	H	Auburn	67	64	111	A	Oklahoma St.	84	71
12	A	Iowa	70	73	37	H	TCU	92	54	58	A	Kansas St.	81	52	131	A	Kansas	82	73
20	H	Drake	86	81	39	A	South Dakota	59	64	58	H	Kansas St.	96	58	149	H	Texas Tech	105	66
21	H	Miami (FL)	75	52	41	H	Bucknell	86	61	65	A	West Virginia	64	73	158	H	Oklahoma	104	78
25	H	Texas	62	64						65	H	West Virginia	77	61	196	N	Eastern Mich.	85	59
										84	H	Arkansas	91	82	200	H	Prairie View	94	46
										98	H	Northern Ill.	70	60	228	H	North Dakota	87	35
															235	H	Niagara	95	35
LAST 12 Division I GAMES:																			
98	H	Northern Ill.	70	60	149	H	Texas Tech	105	66										
57	H	Auburn	67	64	111	A	Oklahoma St.	84	71										
21	H	Miami (FL)	75	52	2	A	Baylor	69	84										
37	A	TCU	69	76	158	H	Oklahoma	104	78										
65	H	West Virginia	77	61	65	A	West Virginia	64	73										
58	A	Kansas St.	81	52	25	H	Texas	62	64										

Non-Div I Games:

Iowa St.

Average RPI Win:	298	WON-LOST	WINNING	LAST 10	STRENGTH OF	OPP. STRENGTH	TEAM	ADJ.	CONF.	ADJ CONF.
Average RPI Loss:	188	RECORD	PCT. RANK	GAMES	SCHEDULE	OF SCHEDULE	RPI	RPI	RPI	RPI
DIV. I ONLY	8- 12	231	1- 0	339	307	288	288	29	29	
DIV. I NON-CONF.	2- 7	288	0- 0	209	240	287	287	28	28	
TOTALS	RPI 1-25	RPI 26-50	W-L RECORDS	RPI 51-100	RPI 101-150	RPI 150+				
8- 12	0- 1	0- 0	OVERALL	0- 2	0- 1	8- 8				
4- 2	0- 0	0- 0	HOME	0- 0	0- 0	4- 2				
3- 9	0- 1	0- 0	AWAY	0- 2	0- 0	3- 6				
1- 1	0- 0	0- 0	NEUTRAL	0- 0	0- 1	1- 0				
2- 7	0- 1	0- 0	NON-CONFERENCE	0- 2	0- 1	2- 3				
1- 1	0- 0	0- 0	HOME	0- 0	0- 0	1- 1				
0- 5	0- 1	0- 0	AWAY	0- 2	0- 0	0- 2				
1- 1	0- 0	0- 0	NEUTRAL	0- 0	0- 1	1- 0				
6- 5	0- 0	0- 0	CONFERENCE	0- 0	0- 0	6- 5				
3- 1	0- 0	0- 0	HOME	0- 0	0- 0	3- 1				
3- 4	0- 0	0- 0	AWAY	0- 0	0- 0	3- 4				
0- 0	0- 0	0- 0	NEUTRAL	0- 0	0- 0	0- 0				

RPI 1-25			RPI 26-50			RPI 51-100			RPI 101+ Team's RPI: 288		
RPI	S	Opponent	Score	RPI	S	Opponent	Score	RPI	S	Opponent	Score
9	A	Mississippi St.	38 105					84	A	Arkansas	57 76
								96	A	UT Arlington	63 99
								141	N	Akron	57 74
								186	A	Southern U.	59 52
								186	H	Southern U.	74 76
								200	A	Prairie View	57 76
								211	A	Texas Southern	67 76
								224	A	Grambling	77 74
								231	A	Memphis	67 68
								251	A	Alabama St.	67 74
								253	A	Louisiana	61 68
								280	H	Central Ark.	65 56
								286	H	Southeastern La.	45 50
								302	A	Alabama A&M	55 58
								310	H	Mississippi Val.	87 56
								336	N	UIC	72 57
								347	H	Ark.-Pine Bluff	60 41
								350	A	Alcorn	82 61
								350	H	Alcorn	88 66
LAST 12 Division I GAMES:											
186	A	Southern U.	59 52	200	A	Prairie View	57 76				
350	A	Alcorn	82 61	186	H	Southern U.	74 76				
347	H	Ark.-Pine Bluff	60 41	350	H	Alcorn	88 66				
310	H	Mississippi Val.	87 56	251	A	Alabama St.	67 74				
224	A	Grambling	77 74	302	A	Alabama A&M	55 58				
211	A	Texas Southern	67 76	84	A	Arkansas	57 76				

Non-Div I Games: Spring Hill 105 57 Millsaps 88 38

Jackson St.

Loss, Non-Conf, S Site, H Home A Away N Neutral

Jacksonville

Through Games Of Feb. 14, 2019

Average RPI Win:	289	WON-LOST	WINNING	LAST 10	STRENGTH OF	OPP. STRENGTH	TEAM	ADJ.	CONF.	ADJ CONF.
Average RPI Loss:	175	RECORD	PCT. RANK	GAMES	SCHEDULE	OF SCHEDULE	RPI	RPI	RPI	RPI
DIV. I ONLY	9- 13	226	0- 1	280	284	248	248	24	24	
DIV. I NON-CONF.	4- 6	212	0- 0	151	301	184	184	26	26	
TOTALS	RPI 1-25	RPI 26-50	W-L RECORDS	RPI 51-100	RPI 101-150	RPI 150+				
9- 13	0- 2	0- 0	OVERALL	0- 2	0- 2	9- 7				
3- 4	0- 0	0- 0	HOME	0- 0	0- 1	3- 3				
6- 7	0- 2	0- 0	AWAY	0- 1	0- 1	6- 3				
0- 2	0- 0	0- 0	NEUTRAL	0- 1	0- 0	0- 1				
4- 6	0- 2	0- 0	NON-CONFERENCE	0- 1	0- 1	4- 2				
1- 1	0- 0	0- 0	HOME	0- 0	0- 0	1- 1				
3- 3	0- 2	0- 0	AWAY	0- 0	0- 1	3- 0				
0- 2	0- 0	0- 0	NEUTRAL	0- 1	0- 0	0- 1				
5- 7	0- 0	0- 0	CONFERENCE	0- 1	0- 1	5- 5				
2- 3	0- 0	0- 0	HOME	0- 0	0- 1	2- 2				
3- 4	0- 0	0- 0	AWAY	0- 1	0- 0	3- 3				
0- 0	0- 0	0- 0	NEUTRAL	0- 0	0- 0	0- 0				

RPI 1-25				RPI 26-50				RPI 51-100				RPI 101+ Team's RPI: 248			
RPI	S	Opponent	Score	RPI	S	Opponent	Score	RPI	S	Opponent	Score	RPI	S	Opponent	Score
18	A	Florida St.	46 79					70	N	Old Dominion	76 78	138	A	Penn St.	61 80
19	A	Texas A&M	53 73					72	A	FGCU	58 82	139	H	North Ala.	59 62
												159	H	Mercer	71 66
												206	A	Stetson	46 54
												206	H	Stetson	56 69
												239	H	Bethune-Cookman	56 58
												243	A	Liberty	64 52
												243	H	Liberty	75 85
												273	A	North Florida	80 72
												302	N	Alabama A&M	60 65
												305	A	Kennesaw St.	55 75
												305	H	Kennesaw St.	68 53
												314	A	NJIT	61 56
												318	A	FIU	73 62
												319	A	Charleston So.	68 58
												324	A	Lipscomb	58 61
												324	H	Lipscomb	62 47
												345	A	Savannah St.	68 58
LAST 12 Division I GAMES:															
206	A	Stetson	46 54	273	A	North Florida	80 72								
324	A	Lipscomb	58 61	314	A	NJIT	61 56								
305	H	Kennesaw St.	68 53	139	H	North Ala.	59 62								
72	A	FGCU	58 82	243	A	Liberty	64 52								
206	H	Stetson	56 69	305	A	Kennesaw St.	55 75								
243	H	Liberty	75 85	324	H	Lipscomb	62 47								

Non-Div I Games: Webber Int'l 73 39 Edward Waters 100 48 Warner 105 55

Jacksonville

Loss, Non-Conf, S Site, H Home A Away N Neutral

Average RPI Win:	269	WON-LOST	WINNING	LAST 10	STRENGTH OF	OPP. STRENGTH	TEAM	ADJ.	CONF.	ADJ CONF.
Average RPI Loss:	131	RECORD	PCT. RANK	GAMES	SCHEDULE	OF SCHEDULE	RPI	RPI	RPI	RPI
DIV. I ONLY	10- 13	211	0- 1	205	249	202	202	22	22	
DIV. I NON-CONF.	5- 5	162	0- 1	254	194	194	194	21	21	
TOTALS	RPI 1-25	RPI 26-50	W-L RECORDS	RPI 51-100	RPI 101-150	RPI 150+				
10- 13	0- 0	0- 0	OVERALL	0- 5	1- 6	9- 2				
3- 6	0- 0	0- 0	HOME	0- 3	1- 1	2- 2				
7- 5	0- 0	0- 0	AWAY	0- 1	0- 4	7- 0				
0- 2	0- 0	0- 0	NEUTRAL	0- 1	0- 1	0- 0				
5- 5	0- 0	0- 0	NON-CONFERENCE	0- 3	1- 2	4- 0				
1- 2	0- 0	0- 0	HOME	0- 2	1- 0	0- 0				
4- 1	0- 0	0- 0	AWAY	0- 0	0- 1	4- 0				
0- 2	0- 0	0- 0	NEUTRAL	0- 1	0- 1	0- 0				
5- 8	0- 0	0- 0	CONFERENCE	0- 2	0- 4	5- 2				
2- 4	0- 0	0- 0	HOME	0- 1	0- 1	2- 2				
3- 4	0- 0	0- 0	AWAY	0- 1	0- 3	3- 0				
0- 0	0- 0	0- 0	NEUTRAL	0- 0	0- 0	0- 0				

RPI S	Opponent	Score	RPI S	Opponent	Score	RPI S	Opponent	Score	RPI S	Opponent	Score	Team's RPI: 202
						59	H Miami (OH)	41 58	124	N Washington St.	51 64	
						69	A Belmont	52 66	128	A Tennessee Tech	59 62	
						69	H Belmont	41 64	128	H Tennessee Tech	49 66	
						87	N Harvard	62 69	132	A UT Martin	72 77	
						95	H Troy	63 89	135	A Morehead St.	55 66	
									136	H Georgia St.	61 56	
									149	A Texas Tech	58 71	
									198	A Ole Miss	60 49	
									221	A Southeast Mo. St.	56 39	
									250	H SIUE	47 51	
									261	H Austin Peay	67 56	
									276	H Eastern Ill.	78 49	
									283	H Murray St.	59 64	
									290	A Tennessee St.	62 52	
									302	A Alabama A&M	55 48	
									324	A Lipscomb	58 46	
									330	A Eastern Ky.	53 44	
									349	A Florida A&M	62 31	
LAST 12 Division I GAMES:												
						124	N Washington St.	51 64	135	A Morehead St.	55 66	
						128	A Tennessee Tech	59 62	330	A Eastern Ky.	53 44	
						221	A Southeast Mo. St.	56 39	128	H Tennessee Tech	49 66	
						132	A UT Martin	72 77	69	H Belmont	41 64	
						261	H Austin Peay	67 56	250	H SIUE	47 51	
						283	H Murray St.	59 64	276	H Eastern Ill.	78 49	

Non-Div I Games: Montevallo 84 52

Jacksonville St.

■ Loss,
 ■ Non-Conf,
 ■ S Site,
 ■ Home
 ■ A Away
 N Neutral

Average RPI Win:	181	WON-LOST	WINNING	LAST 10	STRENGTH OF	OPP. STRENGTH	TEAM	ADJ.	CONF.	ADJ CONF.
Average RPI Loss:	105	RECORD	PCT. RANK	GAMES	SCHEDULE	OF SCHEDULE	RPI	RPI	RPI	RPI
DIV. I ONLY	18- 4	22	1- 0	146	126	35	35	10	10	
DIV. I NON-CONF.	8- 3	72	0- 0	183	156	64	64	10	10	
TOTALS	RPI 1-25	RPI 26-50	W-L RECORDS	RPI 51-100	RPI 101-150	RPI 150+				
18- 4	0- 1	0- 0	OVERALL	4- 0	3- 2	11- 1				
10- 0	0- 0	0- 0	HOME	2- 0	3- 0	5- 0				
8- 4	0- 1	0- 0	AWAY	2- 0	0- 2	6- 1				
0- 0	0- 0	0- 0	NEUTRAL	0- 0	0- 0	0- 0				
8- 3	0- 1	0- 0	NON-CONFERENCE	1- 0	2- 1	5- 1				
5- 0	0- 0	0- 0	HOME	1- 0	2- 0	2- 0				
3- 3	0- 1	0- 0	AWAY	0- 0	0- 1	3- 1				
0- 0	0- 0	0- 0	NEUTRAL	0- 0	0- 0	0- 0				
10- 1	0- 0	0- 0	CONFERENCE	3- 0	1- 1	6- 0				
5- 0	0- 0	0- 0	HOME	1- 0	1- 0	3- 0				
5- 1	0- 0	0- 0	AWAY	2- 0	0- 1	3- 0				
0- 0	0- 0	0- 0	NEUTRAL	0- 0	0- 0	0- 0				

RPI 1-25				RPI 26-50				RPI 51-100				RPI 101+			
RPI	S	Opponent	Score	RPI	S	Opponent	Score	RPI	S	Opponent	Score	RPI	S	Opponent	Score
17	A	Maryland	63 87					77	A	Drexel	51 35	106	A	UNCW	63 66
								80	A	Northeastern	58 51	109	H	St. John's (NY)	64 51
								80	H	Northeastern	84 49	113	H	Dayton	68 55
								90	H	Georgetown	69 57	114	H	Towson	71 59
												117	A	Wake Forest	49 50
												153	A	Delaware	68 43
												164	H	William & Mary	65 48
												179	A	Hampton	65 72
												193	H	Elon	82 30
												208	H	George Washington	50 37
												216	A	Robert Morris	59 36
												243	A	Liberty	74 53
												252	A	Hofstra	59 44
												252	H	Hofstra	77 54
												271	H	Winthrop	56 39
												292	A	Col. of Charleston	91 50
												346	A	Delaware St.	103 57
LAST 12 Division I GAMES:															
252	A	Hofstra	59 44	106	A	UNCW	63 66								
80	A	Northeastern	58 51	80	H	Northeastern	84 49								
114	H	Towson	71 59	252	H	Hofstra	77 54								
193	H	Elon	82 30	77	A	Drexel	51 35								
164	H	William & Mary	65 48	153	A	Delaware	68 43								
292	A	Col. of Charleston	91 50	216	A	Robert Morris	59 36								

Non-Div I Games:

James Madison

Kansas

Through Games Of Feb. 14, 2019

Average RPI Win:	186	WON-LOST	WINNING	LAST 10	STRENGTH OF	OPP. STRENGTH	TEAM	ADJ.	CONF.	ADJ CONF.
Average RPI Loss:	67	RECORD	PCT. RANK	GAMES	SCHEDULE	OF SCHEDULE	RPI	RPI	RPI	RPI
DIV. I ONLY	12- 11	158	1- 0	86	43	131	131	3	3	
DIV. I NON-CONF.	10- 1	17	1- 0	252	196	52	52	3	3	
TOTALS	RPI 1-25	RPI 26-50	W-L RECORDS	RPI 51-100	RPI 101-150	RPI 150+				
12- 11	0- 4	0- 1	OVERALL	3- 3	1- 2	8- 1				
8- 5	0- 3	0- 0	HOME	0- 1	0- 1	8- 0				
2- 6	0- 1	0- 1	AWAY	2- 2	0- 1	0- 1				
2- 0	0- 0	0- 0	NEUTRAL	1- 0	1- 0	0- 0				
10- 1	0- 0	0- 0	NON-CONFERENCE	2- 1	1- 0	7- 0				
7- 0	0- 0	0- 0	HOME	0- 0	0- 0	7- 0				
1- 1	0- 0	0- 0	AWAY	1- 1	0- 0	0- 0				
2- 0	0- 0	0- 0	NEUTRAL	1- 0	1- 0	0- 0				
2- 10	0- 4	0- 1	CONFERENCE	1- 2	0- 2	1- 1				
1- 5	0- 3	0- 0	HOME	0- 1	0- 1	1- 0				
1- 5	0- 1	0- 1	AWAY	1- 1	0- 1	0- 1				
0- 0	0- 0	0- 0	NEUTRAL	0- 0	0- 0	0- 0				

RPI S	Opponent	Score	RPI S	Opponent	Score	RPI S	Opponent	Score	RPI S	Opponent	Score	Team's RPI: 131
2	H Baylor	68 94	37	A TCU	53 58	58	A Kansas St.	61 54	111	H Oklahoma St.	62 72	
11	H Iowa St.	73 82				58	H Kansas St.	62 72	124	N Washington St.	71 63	
25	A Texas	43 62				60	A LSU	68 61	149	A Texas Tech	66 69	
25	H Texas	73 91				65	A West Virginia	50 71	158	A Oklahoma	67 78	
						89	N Northwestern	66 57	158	H Oklahoma	88 79	
						94	A Nebraska	52 58	172	H Oral Roberts	70 58	
									215	H George Mason	77 56	
									224	H Grambling	76 45	
									232	H UMKC	67 55	
									267	H Vermont	77 36	
									302	H Alabama A&M	65 54	
									331	H Iona	75 44	
LAST 12 Division I GAMES:												
89	N Northwestern	66 57	37	A TCU	53 58	25	A Texas	43 62	111	H Oklahoma St.	62 72	
158	A Oklahoma	67 78	2	H Baylor	68 94	58	A Kansas St.	61 54	149	A Texas Tech	66 69	
25	H Texas	73 91	58	A Kansas St.	62 72	65	A West Virginia	50 71	158	H Oklahoma	88 79	
58	H Kansas St.	62 72	66	N Northwestern	66 57	94	A Nebraska	52 58	172	H Oral Roberts	70 58	
65	A West Virginia	50 71	111	H Oklahoma St.	62 72				215	H George Mason	77 56	
158	H Oklahoma	88 79	149	A Texas Tech	66 69				224	H Grambling	76 45	

Non-Div I Games:

Kansas

Loss, Non-Conf, S Site, H Home A Away N Neutral

Average RPI Win:	148	WON-LOST	WINNING	LAST 10	STRENGTH OF	OPP. STRENGTH	TEAM	ADJ.	CONF.	ADJ CONF.
Average RPI Loss:	32	RECORD	PCT. RANK	GAMES	SCHEDULE	OF SCHEDULE	RPI	RPI	RPI	RPI
DIV. I ONLY	15- 10	121	0- 1	29	7	58	58	3	3	
DIV. I NON-CONF.	9- 3	61	0- 0	88	25	49	49	3	3	
TOTALS	RPI 1-25	RPI 26-50	W-L RECORDS	RPI 51-100	RPI 101-150	RPI 150+				
15- 10	1- 6	1- 2	OVERALL	3- 1	3- 1	7- 0				
10- 4	1- 2	0- 1	HOME	2- 0	1- 1	6- 0				
4- 3	0- 2	1- 0	AWAY	0- 1	2- 0	1- 0				
1- 3	0- 2	0- 1	NEUTRAL	1- 0	0- 0	0- 0				
9- 3	0- 2	1- 1	NON-CONFERENCE	3- 0	0- 0	5- 0				
7- 0	0- 0	0- 0	HOME	2- 0	0- 0	5- 0				
1- 0	0- 0	1- 0	AWAY	0- 0	0- 0	0- 0				
1- 3	0- 2	0- 1	NEUTRAL	1- 0	0- 0	0- 0				
6- 7	1- 4	0- 1	CONFERENCE	0- 1	3- 1	2- 0				
3- 4	1- 2	0- 1	HOME	0- 0	1- 1	1- 0				
3- 3	0- 2	0- 0	AWAY	0- 1	2- 0	1- 0				
0- 0	0- 0	0- 0	NEUTRAL	0- 0	0- 0	0- 0				

RPI S	Opponent	Score	RPI S	Opponent	Score	RPI S	Opponent	Score	RPI S	Opponent	Score
2	A Baylor	50 65	32	N DePaul	59 79	65	A West Virginia	30 60	111	H Oklahoma St.	59 48
2	H Baylor	48 71	37	H TCU	47 61	67	H Lamar University	73 55	131	A Kansas	72 62
10	N Syracuse	61 70	50	A Little Rock	53 47	83	H UNI	72 62	131	H Kansas	54 61
11	A Iowa St.	58 96				97	N Princeton	80 61	149	A Texas Tech	66 62
11	H Iowa St.	52 81							158	A Oklahoma	83 75
16	N Arizona St.	51 65							158	H Oklahoma	86 56
25	H Texas	87 69							174	H North Texas	60 42
									187	H Vanderbilt	72 61
									232	H UMKC	61 50
									280	H Central Ark.	70 54
									313	H Omaha	61 46
LAST 12 Division I GAMES:											
2	H Baylor	48 71	111	H Oklahoma St.	59 48						
158	A Oklahoma	83 75	149	A Texas Tech	66 62						
131	A Kansas	72 62	25	H Texas	87 69						
11	H Iowa St.	52 81	131	H Kansas	54 61						
37	H TCU	47 61	2	A Baylor	50 65						
65	A West Virginia	30 60	158	H Oklahoma	86 56						

Non-Div I Games:

Kansas St.

■ Loss,
■ Non-Conf,
■ S Site,
■ H Home
■ A Away
N Neutral

Average RPI Win:	279	WON-LOST	WINNING	LAST 10	STRENGTH OF	OPP. STRENGTH	TEAM	ADJ.	CONF.	ADJ CONF.
Average RPI Loss:	182	RECORD	PCT. RANK	GAMES	SCHEDULE	OF SCHEDULE	RPI	RPI	RPI	RPI
DIV. I ONLY	5- 17	310	0- 1	202	306	305	305	24	24	
DIV. I NON-CONF.	3- 9	271	0- 0	134	311	266	266	26	26	
TOTALS	RPI 1-25	RPI 26-50	W-L RECORDS	RPI 51-100	RPI 101-150	RPI 150+				
5- 17	0- 1	0- 1	OVERALL	0- 2	0- 3	5- 10				
4- 3	0- 0	0- 0	HOME	0- 1	0- 0	4- 2				
0- 10	0- 0	0- 1	AWAY	0- 0	0- 3	0- 6				
1- 4	0- 1	0- 0	NEUTRAL	0- 1	0- 0	1- 2				
3- 9	0- 1	0- 1	NON-CONFERENCE	0- 1	0- 2	3- 4				
2- 0	0- 0	0- 0	HOME	0- 0	0- 0	2- 0				
0- 5	0- 0	0- 1	AWAY	0- 0	0- 2	0- 2				
1- 4	0- 1	0- 0	NEUTRAL	0- 1	0- 0	1- 2				
2- 8	0- 0	0- 0	CONFERENCE	0- 1	0- 1	2- 6				
2- 3	0- 0	0- 0	HOME	0- 1	0- 0	2- 2				
0- 5	0- 0	0- 0	AWAY	0- 0	0- 1	0- 4				
0- 0	0- 0	0- 0	NEUTRAL	0- 0	0- 0	0- 0				

RPI 1-25				RPI 26-50				RPI 51-100				RPI 101+				Team's RPI: 305	
RPI	S	Opponent	Score	RPI	S	Opponent	Score	RPI	S	Opponent	Score	RPI	S	Opponent	Score		
24	N	Michigan St.	51 75	43	A	Georgia Tech	35 60	72	H	FGCU	46 69	118	A	Seton Hall	80 102		
								93	N	Idaho St.	49 60	136	A	Georgia St.	73 79		
												139	A	North Ala.	55 80		
												159	A	Mercer	48 64		
												195	A	East Carolina	56 68		
												206	A	Stetson	69 76		
												209	H	Furman	74 63		
												239	N	Bethune-Cookman	61 64		
												243	H	Liberty	61 67		
												248	A	Jacksonville	53 68		
												248	H	Jacksonville	75 55		
												273	A	North Florida	66 74		
												273	H	North Florida	60 71		
												284	H	Ga. Southern	78 59		
												311	N	UMBC	53 57		
												314	A	NJIT	60 66		
												314	H	NJIT	70 47		
												341	N	N.C. Central	78 54		
LAST 12 Division I GAMES:																	
273	A	North Florida	66 74	72	H	FGCU	46 69										
314	H	NJIT	70 47	243	H	Liberty	61 67										
248	A	Jacksonville	53 68	248	H	Jacksonville	75 55										
206	A	Stetson	69 76	314	A	NJIT	60 66										
273	H	North Florida	60 71	341	N	N.C. Central	78 54										
139	A	North Ala.	55 80	239	N	Bethune-Cookman	61 64										

Non-Div I Games: Middle Ga. St. 80 70

Kennesaw St.

Loss, Non-Conf, S Site, H Home A Away N Neutral

Average RPI Win:	204	WON-LOST	WINNING	LAST 10	STRENGTH OF	OPP. STRENGTH	TEAM	ADJ.	CONF.	ADJ CONF.
Average RPI Loss:	69	RECORD	PCT. RANK	GAMES	SCHEDULE	OF SCHEDULE	RPI	RPI	RPI	RPI
DIV. I ONLY	12- 9	131	1- 0	66	111	81	81	7	7	
DIV. I NON-CONF.	6- 4	125	0- 0	162	153	101	101	8	8	
TOTALS	RPI 1-25	RPI 26-50	W-L RECORDS	RPI 51-100	RPI 101-150	RPI 150+				
12- 9	0- 1	0- 4	OVERALL	2- 2	2- 0	8- 2				
7- 2	0- 0	0- 1	HOME	1- 0	2- 0	4- 1				
5- 7	0- 1	0- 3	AWAY	1- 2	0- 0	4- 1				
0- 0	0- 0	0- 0	NEUTRAL	0- 0	0- 0	0- 0				
6- 4	0- 1	0- 1	NON-CONFERENCE	0- 1	1- 0	5- 1				
3- 1	0- 0	0- 0	HOME	0- 0	1- 0	2- 1				
3- 3	0- 1	0- 1	AWAY	0- 1	0- 0	3- 0				
0- 0	0- 0	0- 0	NEUTRAL	0- 0	0- 0	0- 0				
6- 5	0- 0	0- 3	CONFERENCE	2- 1	1- 0	3- 1				
4- 1	0- 0	0- 1	HOME	1- 0	1- 0	2- 0				
2- 4	0- 0	0- 2	AWAY	1- 1	0- 0	1- 1				
0- 0	0- 0	0- 0	NEUTRAL	0- 0	0- 0	0- 0				

RPI 1-25				RPI 26-50				RPI 51-100				Team's RPI: 81		RPI 101+			
RPI	S	Opponent	Score	RPI	S	Opponent	Score	RPI	S	Opponent	Score			RPI	S	Opponent	Score
8	A	NC State	61 78	27	H	Central Mich.	75 82	59	A	Miami (OH)	63 79	125	H	Youngstown St.	62	34	
				29	A	North Carolina	60 73	74	A	Toledo	58 47	141	H	Akron	73	58	
				31	A	Buffalo	66 75	76	A	Wright St.	55 61	166	H	Duquesne	72	77	
				33	A	Ohio	81 83	98	H	Northern Ill.	87 78	191	A	Ball St.	44	48	
												196	A	Eastern Mich.	67	54	
												196	H	Eastern Mich.	71	64	
												216	A	Robert Morris	54	46	
												233	A	St. Bonaventure	76	64	
												274	H	Northern Ky.	62	61	
												277	H	Western Mich.	55	51	
												299	H	Oakland	75	65	
												314	A	NJIT	57	40	
LAST 12 Division I GAMES:																	
				196	A	Eastern Mich.	67 54	27	H	Central Mich.	75 82						
				31	A	Buffalo	66 75	33	A	Ohio	81 83						
				277	H	Western Mich.	55 51	74	A	Toledo	58 47						
				141	H	Akron	73 58	98	H	Northern Ill.	87 78						
				59	A	Miami (OH)	63 79	196	H	Eastern Mich.	71 64						
				191	A	Ball St.	44 48	314	A	NJIT	57 40						

Non-Div I Games: Clarion 92 38

Kent St.

Average RPI Win:	144	WON-LOST	WINNING	LAST 10	STRENGTH OF	OPP. STRENGTH	TEAM	ADJ.	CONF.	ADJ CONF.
Average RPI Loss:	49	RECORD	PCT. RANK	GAMES	SCHEDULE	OF SCHEDULE	RPI	RPI	RPI	RPI
DIV. I ONLY	20- 5	28	1- 0	58	38	22	22	5	5	
DIV. I NON-CONF.	13- 1	9	0- 0	104	72	17	17	4	4	
TOTALS	RPI 1-25	RPI 26-50	W-L RECORDS	RPI 51-100	RPI 101-150	RPI 150+				
20- 5	1- 4	2- 0	OVERALL	5- 0	4- 0	8- 1				
13- 2	1- 1	0- 0	HOME	2- 0	2- 0	8- 1				
4- 3	0- 3	0- 0	AWAY	3- 0	1- 0	0- 0				
3- 0	0- 0	2- 0	NEUTRAL	0- 0	1- 0	0- 0				
13- 1	0- 1	2- 0	NON-CONFERENCE	2- 0	3- 0	6- 0				
10- 0	0- 0	0- 0	HOME	2- 0	2- 0	6- 0				
0- 1	0- 1	0- 0	AWAY	0- 0	0- 0	0- 0				
3- 0	0- 0	2- 0	NEUTRAL	0- 0	1- 0	0- 0				
7- 4	1- 3	0- 0	CONFERENCE	3- 0	1- 0	2- 1				
3- 2	1- 1	0- 0	HOME	0- 0	0- 0	2- 1				
4- 2	0- 2	0- 0	AWAY	3- 0	1- 0	0- 0				
0- 0	0- 0	0- 0	NEUTRAL	0- 0	0- 0	0- 0				

RPI 1-25				RPI 26-50				RPI 51-100				RPI 101+			
RPI	S	Opponent	Score	RPI	S	Opponent	Score	RPI	S	Opponent	Score	RPI	S	Opponent	Score
3	A	Louisville	75 80	29	N	North Carolina	85 75	51	H	Middle Tenn.	72 55	130	H	High Point	71 49
9	A	Mississippi St.	71 86	40	N	UCLA	75 74	53	A	Tennessee	73 71	133	A	Alabama	68 53
14	H	South Carolina	70 74					57	A	Auburn	78 68	135	H	Morehead St.	87 57
19	A	Texas A&M	71 73					60	A	LSU	64 60	148	N	South Fla.	85 63
23	H	Missouri	52 41					100	H	Virginia	63 51	186	H	Southern U.	91 41
												187	H	Vanderbilt	77 55
												198	H	Ole Miss	49 55
												212	H	Florida	62 51
												226	H	Sacred Heart	71 43
												227	H	Rhode Island	75 52
												251	H	Alabama St.	87 35
												283	H	Murray St.	88 49
												339	H	Western Caro.	99 39
LAST 12 Division I GAMES:															
133	A	Alabama	68 53	60	A	LSU	64 60								
57	A	Auburn	78 68	198	H	Ole Miss	49 55								
212	H	Florida	62 51	53	A	Tennessee	73 71								
14	H	South Carolina	70 74	9	A	Mississippi St.	71 86								
19	A	Texas A&M	71 73	187	H	Vanderbilt	77 55								
23	H	Missouri	52 41	226	H	Sacred Heart	71 43								

Non-Div I Games:

Kentucky

■ Loss,
■ Non-Conf, S Site,
■ Home
■ Away
N Neutral

LIU Brooklyn

Through Games Of Feb. 14, 2019

Average RPI Win:	293	WON-LOST	WINNING	LAST 10	STRENGTH OF	OPP. STRENGTH	TEAM	ADJ.	CONF.	ADJ CONF.
Average RPI Loss:	266	RECORD	PCT. RANK	GAMES	SCHEDULE	OF SCHEDULE	RPI	RPI	RPI	RPI
DIV. I ONLY	2- 20	342	1- 0	347	349	351	351	31	31	
DIV. I NON-CONF.	1- 10	330	0- 0	334	345	351	351	31	31	
TOTALS	RPI 1-25	RPI 26-50	W-L RECORDS	RPI 51-100	RPI 101-150	RPI 150+				
2- 20	0- 0	0- 1	OVERALL	0- 0	0- 0	2- 19				
2- 8	0- 0	0- 0	HOME	0- 0	0- 0	2- 8				
0- 11	0- 0	0- 1	AWAY	0- 0	0- 0	0- 10				
0- 1	0- 0	0- 0	NEUTRAL	0- 0	0- 0	0- 1				
1- 10	0- 0	0- 1	NON-CONFERENCE	0- 0	0- 0	1- 9				
1- 3	0- 0	0- 0	HOME	0- 0	0- 0	1- 3				
0- 6	0- 0	0- 1	AWAY	0- 0	0- 0	0- 5				
0- 1	0- 0	0- 0	NEUTRAL	0- 0	0- 0	0- 1				
1- 10	0- 0	0- 0	CONFERENCE	0- 0	0- 0	1- 10				
1- 5	0- 0	0- 0	HOME	0- 0	0- 0	1- 5				
0- 5	0- 0	0- 0	AWAY	0- 0	0- 0	0- 5				
0- 0	0- 0	0- 0	NEUTRAL	0- 0	0- 0	0- 0				

RPI 1-25			RPI 26-50			RPI 51-100			RPI 101+			Team's RPI: 351
RPI	S	Opponent	Score	RPI	S	Opponent	Score	RPI	S	Opponent	Score	
				49	A	Michigan	38 83					
										152	A Lehigh	38 72
										160	N UC Irvine	71 84
										216	H Robert Morris	37 89
										218	H Saint Francis (PA)	66 80
										226	A Sacred Heart	53 75
										262	H St. Francis Brooklyn	67 79
										265	A Mt. St. Mary's	45 61
										265	H Mt. St. Mary's	71 61
										291	H Army West Point	42 57
										293	A Fairfield	43 71
										301	A Manhattan	46 61
										304	A Central Conn. St.	57 63
										307	A Bryant	62 69
										309	A Wagner	62 72
										309	H Wagner	62 66
										314	H NJIT	51 72
										321	H Lafayette	55 50
										325	H UMass Lowell	64 69
										328	A Saint Peter's	59 86
										337	A Grand Canyon	62 65
										344	H Fairleigh Dickinson	52 69
LAST 12 Division I GAMES:												
				265	H	Mt. St. Mary's	71 61			344	H Fairleigh Dickinson	52 69
				309	H	Wagner	62 66			216	H Robert Morris	37 89
				309	A	Wagner	62 72			218	H Saint Francis (PA)	66 80
				304	A	Central Conn. St.	57 63			226	A Sacred Heart	53 75
				265	A	Mt. St. Mary's	45 61			307	A Bryant	62 69
				262	H	St. Francis Brooklyn	67 79			321	H Lafayette	55 50

Non-Div I Games:

LIU Brooklyn

Loss, Non-Conf, S Site, H Home A Away N Neutral

Average RPI Win:	145	WON-LOST	WINNING	LAST 10	STRENGTH OF	OPP. STRENGTH	TEAM	ADJ.	CONF.	ADJ CONF.
Average RPI Loss:	57	RECORD	PCT. RANK	GAMES	SCHEDULE	OF SCHEDULE	RPI	RPI	RPI	RPI
DIV. I ONLY	14- 9	113	0- 1	23	61	60	60	5	5	
DIV. I NON-CONF.	9- 3	61	0- 0	105	126	71	71	4	4	
TOTALS	RPI 1-25	RPI 26-50	W-L RECORDS	RPI 51-100	RPI 101-150	RPI 150+				
14- 9	3- 4	1- 1	OVERALL	1- 1	3- 3	6- 0				
10- 5	2- 3	1- 0	HOME	1- 0	2- 2	4- 0				
4- 4	1- 1	0- 1	AWAY	0- 1	1- 1	2- 0				
0- 0	0- 0	0- 0	NEUTRAL	0- 0	0- 0	0- 0				
9- 3	1- 0	1- 1	NON-CONFERENCE	0- 0	2- 2	5- 0				
7- 2	0- 0	1- 0	HOME	0- 0	2- 2	4- 0				
2- 1	1- 0	0- 1	AWAY	0- 0	0- 0	1- 0				
0- 0	0- 0	0- 0	NEUTRAL	0- 0	0- 0	0- 0				
5- 6	2- 4	0- 0	CONFERENCE	1- 1	1- 1	1- 0				
3- 3	2- 3	0- 0	HOME	1- 0	0- 0	0- 0				
2- 3	0- 1	0- 0	AWAY	0- 1	1- 1	1- 0				
0- 0	0- 0	0- 0	NEUTRAL	0- 0	0- 0	0- 0				

RPI	S	Opponent	Score	RPI	S	Opponent	Score	RPI	S	Opponent	Score	RPI	S	Opponent	Score
9	H	Mississippi St.	35 68	26	A	Rutgers	43 57	53	A	Tennessee	65 74	108	A	Georgia	50 63
14	H	South Carolina	53 76	50	H	Little Rock	60 45	84	H	Arkansas	71 34	122	H	Northern Colo.	62 57
18	A	Florida St.	58 45									129	H	Tulane	54 56
19	A	Texas A&M	55 59									131	H	Kansas	61 68
19	H	Texas A&M	63 52									133	A	Alabama	62 56
22	H	Kentucky	60 64									148	H	South Fla.	78 49
23	H	Missouri	61 51									181	H	Nicholls St.	76 44
												182	H	Sam Houston St.	66 52
												198	A	Ole Miss	55 41
												253	A	Louisiana	76 54
												286	H	Southeastern La.	72 52
												326	H	McNeese	86 36
LAST 12 Division I GAMES:															
19	A	Texas A&M	55 59	22	H	Kentucky	60 64								
84	H	Arkansas	71 34	14	H	South Carolina	53 76								
23	H	Missouri	61 51	198	A	Ole Miss	55 41								
9	H	Mississippi St.	35 68	19	H	Texas A&M	63 52								
53	A	Tennessee	65 74	108	A	Georgia	50 63								
133	A	Alabama	62 56	148	H	South Fla.	78 49								

Non-Div I Games:

LSU

■ Loss,
■ Non-Conf,
■ S Site,
■ H Home
■ A Away
N Neutral

RPI 1-25				RPI 26-50				RPI 51-100				RPI 101+				Team's RPI: 287	
RPI	S	Opponent	Score	RPI	S	Opponent	Score	RPI	S	Opponent	Score	RPI	S	Opponent	Score		
				30	A	Oregon St.	46 100	71	A	Penn	34 65	101	A	VCU	38 68		
				42	A	Villanova	68 81	77	H	Drexel	43 58	109	H	St. John's (NY)	57 83		
								87	A	Harvard	43 88	113	A	Dayton	45 84		
												114	A	Towson	68 92		
												116	A	Providence	47 77		
												120	H	Fordham	54 65		
												126	N	Pepperdine	62 55		
												154	A	Davidson	61 80		
												166	H	Duquesne	62 66		
												168	A	Temple	47 75		
												188	A	Saint Louis	58 69		
												204	H	Massachusetts	60 74		
												208	H	George Washington	59 67		
												215	A	George Mason	42 59		
												216	A	Robert Morris	39 67		
												227	H	Rhode Island	77 71		
												230	H	Howard	54 57		
												245	A	Saint Joseph's	57 60		
												256	H	Richmond	60 74		
												269	H	Norfolk St.	62 52		
												274	N	Northern Ky.	74 56		
LAST 12 Division I GAMES:																	
				215	A	George Mason	42 59	166	H	Duquesne	62 66						
				188	A	Saint Louis	58 69	245	A	Saint Joseph's	57 60						
				227	H	Rhode Island	77 71	208	H	George Washington	59 67						
				154	A	Davidson	61 80	204	H	Massachusetts	60 74						
				120	H	Fordham	54 65	101	A	VCU	38 68						
				256	H	Richmond	60 74	113	A	Dayton	45 84						

Page 138

Average RPI Win:	308	WON-LOST	WINNING	LAST 10	STRENGTH OF	OPP. STRENGTH	TEAM	ADJ.	CONF.	ADJ CONF.
Average RPI Loss:	177	RECORD	PCT. RANK	GAMES	SCHEDULE	OF SCHEDULE	RPI	RPI	RPI	RPI
DIV. I ONLY	6- 14	279	1- 0	326	216	298	298	12	12	
DIV. I NON-CONF.	4- 5	190	0- 0	351	331	323	323	15	15	
TOTALS	RPI 1-25	RPI 26-50	W-L RECORDS	RPI 51-100	RPI 101-150	RPI 150+				
6- 14	0- 0	0- 1	OVERALL	0- 1	0- 5	6- 7				
3- 4	0- 0	0- 0	HOME	0- 0	0- 2	3- 2				
3- 10	0- 0	0- 1	AWAY	0- 1	0- 3	3- 5				
0- 0	0- 0	0- 0	NEUTRAL	0- 0	0- 0	0- 0				
4- 5	0- 0	0- 0	NON-CONFERENCE	0- 0	0- 1	4- 4				
2- 1	0- 0	0- 0	HOME	0- 0	0- 0	2- 1				
2- 4	0- 0	0- 0	AWAY	0- 0	0- 1	2- 3				
0- 0	0- 0	0- 0	NEUTRAL	0- 0	0- 0	0- 0				
2- 9	0- 0	0- 1	CONFERENCE	0- 1	0- 4	2- 3				
1- 3	0- 0	0- 0	HOME	0- 0	0- 2	1- 1				
1- 6	0- 0	0- 1	AWAY	0- 1	0- 2	1- 2				
0- 0	0- 0	0- 0	NEUTRAL	0- 0	0- 0	0- 0				

RPI 1-25			RPI 26-50			RPI 51-100			RPI 101+ Team's RPI: 298		
RPI	S	Opponent	Score	RPI	S	Opponent	Score	RPI	S	Opponent	Score
				50	A	Little Rock	44 63				
								112	A	South Alabama	49 77
								136	A	Georgia St.	46 68
								136	H	Georgia St.	41 56
								142	H	Appalachian St.	58 80
								149	A	Texas Tech	42 86
								181	H	Nicholls St.	54 55
								183	A	Arkansas St.	54 64
								192	H	Coastal Caro.	54 79
								222	A	SMU	38 49
								253	A	Louisiana	45 52
								284	A	Ga. Southern	80 62
								284	H	Ga. Southern	58 57
								286	A	Southeastern La.	42 49
								310	H	Mississippi Val.	72 65
								315	A	New Orleans	57 44
								326	H	McNeese	69 60
								329	A	Northwestern St.	63 55
								338	A	Houston Baptist	60 68
LAST 12 Division I GAMES:											
284	A	Ga. Southern	80 62	253	A	Louisiana	45 52				
136	A	Georgia St.	46 68	136	H	Georgia St.	41 56				
142	H	Appalachian St.	58 80	284	H	Ga. Southern	58 57				
192	H	Coastal Caro.	54 79	183	A	Arkansas St.	54 64				
112	A	South Alabama	49 77	50	A	Little Rock	44 63				
95	A	Troy	56 78	338	A	Houston Baptist	60 68				

Non-Div I Games: LSU-Alexandria 93 62 Ark.-Monticello 70 39

La.-Monroe

■ Loss,
 ■ Non-Conf, S Site,
 ■ Home
 ■ Away
 N Neutral

Lafayette

Through Games Of Feb. 14, 2019

Average RPI Win:	252	WON-LOST	WINNING	LAST 10	STRENGTH OF	OPP. STRENGTH	TEAM	ADJ.	CONF.	ADJ CONF.
Average RPI Loss:	220	RECORD	PCT. RANK	GAMES	SCHEDULE	OF SCHEDULE	RPI	RPI	RPI	RPI
DIV. I ONLY	7- 16	274	0- 1	310	302	321	321	18	18	
DIV. I NON-CONF.	5- 6	177	0- 1	348	340	334	334	22	22	
TOTALS	RPI 1-25	RPI 26-50	W-L RECORDS	RPI 51-100	RPI 101-150	RPI 150+				
7- 16	0- 0	0- 2	OVERALL	0- 1	0- 1	7- 12				
5- 6	0- 0	0- 1	HOME	0- 0	0- 1	5- 4				
2- 9	0- 0	0- 1	AWAY	0- 1	0- 0	2- 7				
0- 1	0- 0	0- 0	NEUTRAL	0- 0	0- 0	0- 1				
5- 6	0- 0	0- 0	NON-CONFERENCE	0- 0	0- 0	5- 6				
3- 2	0- 0	0- 0	HOME	0- 0	0- 0	3- 2				
2- 3	0- 0	0- 0	AWAY	0- 0	0- 0	2- 3				
0- 1	0- 0	0- 0	NEUTRAL	0- 0	0- 0	0- 1				
2- 10	0- 0	0- 2	CONFERENCE	0- 1	0- 1	2- 6				
2- 4	0- 0	0- 1	HOME	0- 0	0- 1	2- 2				
0- 6	0- 0	0- 1	AWAY	0- 1	0- 0	0- 4				
0- 0	0- 0	0- 0	NEUTRAL	0- 0	0- 0	0- 0				

RPI S	Opponent	Score	RPI S	Opponent	Score	RPI S	Opponent	Score	RPI S	Opponent	Score	Team's RPI: 321
			41 A	Bucknell	43 75	99 A	American	45 60	137 H	Boston U.	44 47	
			41 H	Bucknell	47 56				152 H	Lehigh	43 70	
									153 N	Delaware	47 65	
									205 A	Holy Cross	53 56	
									205 H	Holy Cross	73 63	
									206 H	Navy	55 42	
									214 H	Monmouth	73 69	
									234 H	Albany (NY)	67 66	
									255 H	Binghamton	59 50	
									256 A	Colgate	49 60	
									275 H	Cornell	59 62	
									291 A	Army West Point	50 65	
									291 H	Army West Point	40 64	
									295 A	Fla. Atlantic	49 53	
									301 A	Manhattan	49 60	
									303 A	Loyola Maryland	50 62	
									309 A	Wagner	66 43	
									328 H	Saint Peter's	60 62	
									344 A	Fairleigh Dickinson	63 57	
									351 A	LIU Brooklyn	50 55	
LAST 12 Division I GAMES:												
			153 N	Delaware	47 65	206 H	Navy	55 42				
			291 H	Army West Point	40 64	303 A	Loyola Maryland	50 62				
			41 A	Bucknell	43 75	291 A	Army West Point	50 65				
			205 A	Holy Cross	53 56	41 H	Bucknell	47 56				
			137 H	Boston U.	44 47	256 A	Colgate	49 60				
			99 A	American	45 60	205 H	Holy Cross	73 63				

Non-Div I Games:

Lafayette

 Loss,
 Non-Conf,
 S Site,
 H Home
 A Away
N Neutral

Lamar University

Through Games Of Feb. 14, 2019

Average RPI Win:	238	WON-LOST	WINNING	LAST 10	STRENGTH OF	OPP. STRENGTH	TEAM	ADJ.	CONF.	ADJ CONF.
Average RPI Loss:	67	RECORD	PCT. RANK	GAMES	SCHEDULE	OF SCHEDULE	RPI	RPI	RPI	RPI
DIV. I ONLY	14- 5	57	0- 0	163	230	67	67	25	25	
DIV. I NON-CONF.	3- 4	199	0- 0	9	23	28	28	23	23	
TOTALS	RPI 1-25	RPI 26-50	W-L RECORDS	RPI 51-100	RPI 101-150	RPI 150+				
14- 5	1- 1	0- 1	OVERALL	1- 2	0- 0	12- 1				
6- 0	0- 0	0- 0	HOME	1- 0	0- 0	5- 0				
8- 4	1- 1	0- 0	AWAY	0- 2	0- 0	7- 1				
0- 1	0- 0	0- 1	NEUTRAL	0- 0	0- 0	0- 0				
3- 4	1- 1	0- 1	NON-CONFERENCE	1- 1	0- 0	1- 1				
1- 0	0- 0	0- 0	HOME	1- 0	0- 0	0- 0				
2- 3	1- 1	0- 0	AWAY	0- 1	0- 0	1- 1				
0- 1	0- 0	0- 1	NEUTRAL	0- 0	0- 0	0- 0				
11- 1	0- 0	0- 0	CONFERENCE	0- 1	0- 0	11- 0				
5- 0	0- 0	0- 0	HOME	0- 0	0- 0	5- 0				
6- 1	0- 0	0- 0	AWAY	0- 1	0- 0	6- 0				
0- 0	0- 0	0- 0	NEUTRAL	0- 0	0- 0	0- 0				

RPI 1-25				RPI 26-50				RPI 51-100 Team's RPI: 67				RPI 101+			
RPI	S	Opponent	Score	RPI	S	Opponent	Score	RPI	S	Opponent	Score	RPI	S	Opponent	Score
9	A	Mississippi St.	53 104	33	N	Ohio	62 87	58	A	Kansas St.	55 73	156	A	Abilene Christian	63 60
19	A	Texas A&M	74 68					61	A	SFA	58 70	173	A	Denver	110 117
								88	H	Pacific	82 66	181	H	Nicholls St.	78 65
												182	A	Sam Houston St.	83 72
												253	A	Louisiana	79 77
												264	H	A&M-Corpus Christi	76 58
												280	H	Central Ark.	57 37
												286	H	Southeastern La.	94 54
												315	A	New Orleans	79 57
												317	A	Incarnate Word	77 51
												326	A	McNeese	64 62
												329	A	Northwestern St.	94 70
												338	H	Houston Baptist	63 50
LAST 12 Division I GAMES:															
329	A	Northwestern St.	94 70	317	A	Incarnate Word	77 51								
61	A	SFA	58 70	286	H	Southeastern La.	94 54								
156	A	Abilene Christian	63 60	280	H	Central Ark.	57 37								
326	A	McNeese	64 62	315	A	New Orleans	79 57								
181	H	Nicholls St.	78 65	264	H	A&M-Corpus Christi	76 58								
182	A	Sam Houston St.	83 72	338	H	Houston Baptist	63 50								

Non-Div I Games: LeTourneau 104 27 Louisiana Col. 94 43 McMurry 100 37 Howard Payne 93 37 Lamar University

Loss, Non-Conf, S Site, H Home A Away N Neutral

Average RPI Win:	263	WON-LOST	WINNING	LAST 10	STRENGTH OF	OPP. STRENGTH	TEAM	ADJ.	CONF.	ADJ CONF.
Average RPI Loss:	81	RECORD	PCT. RANK	GAMES	SCHEDULE	OF SCHEDULE	RPI	RPI	RPI	RPI
DIV. I ONLY	14- 8	102	0- 1	183	221	152	152	18	18	
DIV. I NON-CONF.	7- 3	83	0- 1	219	246	151	151	22	22	
TOTALS	RPI 1-25	RPI 26-50	W-L RECORDS	RPI 51-100	RPI 101-150	RPI 150+				
14- 8	0- 1	0- 3	OVERALL	0- 1	0- 2	14- 1				
9- 5	0- 0	0- 2	HOME	0- 1	0- 1	9- 1				
5- 3	0- 1	0- 1	AWAY	0- 0	0- 1	5- 0				
0- 0	0- 0	0- 0	NEUTRAL	0- 0	0- 0	0- 0				
7- 3	0- 1	0- 1	NON-CONFERENCE	0- 0	0- 0	7- 1				
5- 2	0- 0	0- 1	HOME	0- 0	0- 0	5- 1				
2- 1	0- 1	0- 0	AWAY	0- 0	0- 0	2- 0				
0- 0	0- 0	0- 0	NEUTRAL	0- 0	0- 0	0- 0				
7- 5	0- 0	0- 2	CONFERENCE	0- 1	0- 2	7- 0				
4- 3	0- 0	0- 1	HOME	0- 1	0- 1	4- 0				
3- 2	0- 0	0- 1	AWAY	0- 0	0- 1	3- 0				
0- 0	0- 0	0- 0	NEUTRAL	0- 0	0- 0	0- 0				

RPI 1-25				RPI 26-50				RPI 51-100				RPI 101+ Team's RPI: 152			
RPI	S	Opponent	Score	RPI	S	Opponent	Score	RPI	S	Opponent	Score	RPI	S	Opponent	Score
1	A	Notre Dame	68 95	41	A	Bucknell	53 71	99	H	American	53 61	137	A	Boston U.	45 58
				41	H	Bucknell	68 73					137	H	Boston U.	48 52
				42	H	Villanova	48 70					151	H	Charlotte	60 62
												205	H	Holy Cross	64 55
												206	A	Navy	56 38
												206	H	Navy	66 55
												214	H	Monmouth	63 48
												226	H	Sacred Heart	70 66
												255	A	Binghamton	65 55
												256	H	Colgate	86 58
												269	H	Norfolk St.	62 41
												275	H	Cornell	67 54
												291	A	Army West Point	73 50
												303	H	Loyola Maryland	51 42
												304	A	Central Conn. St.	88 62
												321	A	Lafayette	70 43
												351	H	LIU Brooklyn	72 38
LAST 12 Division I GAMES:															
151	H	Charlotte	60 62	256	H	Colgate	86 58	99	H	American	53 61	41	A	Bucknell	53 71
41	H	Bucknell	68 73	137	H	Boston U.	48 52	205	H	Holy Cross	64 55	206	A	Navy	56 38
206	H	Navy	66 55	303	H	Loyola Maryland	51 42	206	A	Navy	56 38				
291	A	Army West Point	73 50												

Non-Div I Games: Kutztown 73 39

Lehigh

■ Loss,
 ■ Non-Conf,
 ■ S Site,
 ■ H Home
 ■ A Away
 N Neutral

RPI 1-25				RPI 26-50				RPI 51-100				RPI 101+ Team's RPI: 243			
RPI	S	Opponent	Score	RPI	S	Opponent	Score	RPI	S	Opponent	Score	RPI	S	Opponent	Score
15	N	UCF	45 53	35	H	James Madison	53 74	68	H	Virginia Tech	61 72	144	A	Chattanooga	60 75
								72	A	FGCU	50 68	151	N	Charlotte	61 63
								72	H	FGCU	64 65	166	N	Duquesne	55 51
												195	A	East Carolina	63 66
												206	A	Stetson	52 69
												206	H	Stetson	56 68
												218	H	Saint Francis (PA)	82 53
												239	A	Bethune-Cookman	76 81
												248	A	Jacksonville	85 75
												248	H	Jacksonville	52 64
												254	A	ETSU	89 86
												269	N	Norfolk St.	53 66
												273	H	North Florida	69 53
												305	A	Kennesaw St.	67 61
												308	A	UNC Greensboro	45 48
												314	H	NJIT	58 47
												324	A	Lipscomb	77 60
												324	H	Lipscomb	74 60
LAST 12 Division I GAMES:															
269	N	Norfolk St.	53 66	248	A	Jacksonville	85 75								
324	H	Lipscomb	74 60	273	H	North Florida	69 53								
72	H	FGCU	64 65	305	A	Kennesaw St.	67 61								
206	H	Stetson	56 68	248	H	Jacksonville	52 64								
314	H	NJIT	58 47	206	A	Stetson	52 69								
324	A	Lipscomb	77 60	72	A	FGCU	50 68								

■ Loss, ■ Non-Conf, S Site, H Home A Away N Neutral

Average RPI Win:	280	WON-LOST	WINNING	LAST 10	STRENGTH OF	OPP. STRENGTH	TEAM	ADJ.	CONF.	ADJ CONF.
Average RPI Loss:	188	RECORD	PCT. RANK	GAMES	SCHEDULE	OF SCHEDULE	RPI	RPI	RPI	RPI
DIV. I ONLY	3- 21	337	0- 1	197	298	324	324	24	24	
DIV. I NON-CONF.	2- 11	316	0- 0	139	291	285	285	26	26	
TOTALS	RPI 1-25	RPI 26-50	W-L RECORDS	RPI 51-100	RPI 101-150	RPI 150+				
3- 21	0- 0	0- 1	OVERALL	0- 3	0- 5	3- 12				
2- 8	0- 0	0- 0	HOME	0- 0	0- 3	2- 5				
1- 13	0- 0	0- 1	AWAY	0- 3	0- 2	1- 7				
0- 0	0- 0	0- 0	NEUTRAL	0- 0	0- 0	0- 0				
2- 11	0- 0	0- 1	NON-CONFERENCE	0- 2	0- 4	2- 4				
1- 4	0- 0	0- 0	HOME	0- 0	0- 2	1- 2				
1- 7	0- 0	0- 1	AWAY	0- 2	0- 2	1- 2				
0- 0	0- 0	0- 0	NEUTRAL	0- 0	0- 0	0- 0				
1- 10	0- 0	0- 0	CONFERENCE	0- 1	0- 1	1- 8				
1- 4	0- 0	0- 0	HOME	0- 0	0- 1	1- 3				
0- 6	0- 0	0- 0	AWAY	0- 1	0- 0	0- 5				
0- 0	0- 0	0- 0	NEUTRAL	0- 0	0- 0	0- 0				

RPI	S	Opponent	Score	RPI	S	Opponent	Score	RPI	S	Opponent	Score	RPI	S	Opponent	Score	Team's RPI: 324
46	A	Clemson	26 68	69	A	Belmont	43 83	108	A	Georgia	45 77	128	H	Tennessee Tech	52 67	
				72	A	FGCU	40 82	132	H	UT Martin	53 62	135	A	Morehead St.	44 79	
				78	A	Cincinnati	55 71	139	H	North Ala.	60 81	202	H	Jacksonville St.	46 58	
								206	A	Stetson	49 76	206	H	Stetson	65 80	
								243	A	Liberty	60 74	243	H	Liberty	60 77	
								248	A	Jacksonville	47 62	248	H	Jacksonville	61 58	
								261	A	Austin Peay	58 70	273	A	North Florida	66 72	
								273	H	North Florida	53 68	283	A	Murray St.	61 97	
								290	H	Tennessee St.	64 62	292	H	Col. of Charleston	63 65	
								302	A	Alabama A&M	62 58	314	A	NJIT	67 80	
LAST 12 Division I GAMES:																
243	A	Liberty	60 74	72	A	FGCU	40 82									
248	H	Jacksonville	61 58	314	A	NJIT	67 80									
273	A	North Florida	66 72	206	H	Stetson	65 80									
139	H	North Ala.	60 81	273	H	North Florida	53 68									
243	H	Liberty	60 77	248	A	Jacksonville	47 62									
206	A	Stetson	49 76	135	A	Morehead St.	44 79									

Non-Div I Games:

Lipscomb

■ Loss,
 ■ Non-Conf,
 ■ S Site,
 ■ H Home
 ■ A Away
 N Neutral

Little Rock

Through Games Of Feb. 14, 2019

Average RPI Win:	172	WON-LOST	WINNING	LAST 10	STRENGTH OF	OPP. STRENGTH	TEAM	ADJ.	CONF.	ADJ CONF.
Average RPI Loss:	58	RECORD	PCT. RANK	GAMES	SCHEDULE	OF SCHEDULE	RPI	RPI	RPI	RPI
DIV. I ONLY	15- 8	93	1- 0	28	109	50	50	12	12	
DIV. I NON-CONF.	4- 7	228	0- 0	39	14	132	132	15	15	
TOTALS	RPI 1-25	RPI 26-50	W-L RECORDS	RPI 51-100	RPI 101-150	RPI 150+				
15- 8	0- 2	0- 1	OVERALL	3- 4	5- 1	7- 0				
8- 5	0- 2	0- 1	HOME	2- 1	1- 1	5- 0				
7- 3	0- 0	0- 0	AWAY	1- 3	4- 0	2- 0				
0- 0	0- 0	0- 0	NEUTRAL	0- 0	0- 0	0- 0				
4- 7	0- 2	0- 1	NON-CONFERENCE	0- 3	2- 1	2- 0				
1- 5	0- 2	0- 1	HOME	0- 1	0- 1	1- 0				
3- 2	0- 0	0- 0	AWAY	0- 2	2- 0	1- 0				
0- 0	0- 0	0- 0	NEUTRAL	0- 0	0- 0	0- 0				
11- 1	0- 0	0- 0	CONFERENCE	3- 1	3- 0	5- 0				
7- 0	0- 0	0- 0	HOME	2- 0	1- 0	4- 0				
4- 1	0- 0	0- 0	AWAY	1- 1	2- 0	1- 0				
0- 0	0- 0	0- 0	NEUTRAL	0- 0	0- 0	0- 0				

RPI 1-25				RPI 26-50				Team's RPI: 50				RPI 51-100				RPI 101+			
RPI	S	Opponent	Score	RPI	S	Opponent	Score	RPI	S	Opponent	Score	RPI	S	Opponent	Score	RPI	S	Opponent	Score
9	H	Mississippi St.	63 98	36	H	Rice	65 79	58	H	Kansas St.	47 53	112	A	South Alabama	65 42				
19	H	Texas A&M	40 61					60	A	LSU	45 60	112	H	South Alabama	47 44				
								62	A	Missouri St.	44 48	127	H	Western Ky.	56 68				
								95	A	Troy	66 71	142	A	Appalachian St.	74 59				
								95	H	Troy	76 72	147	A	Tulsa	63 53				
								96	A	UT Arlington	62 61	150	A	Louisiana Tech	69 58				
								96	H	UT Arlington	68 65	177	H	Texas St.	62 47				
												183	H	Arkansas St.	68 55				
												192	A	Coastal Caro.	60 47				
												231	A	Memphis	63 60				
												253	H	Louisiana	62 48				
												295	H	Fla. Atlantic	61 38				
												298	H	La.-Monroe	63 44				
LAST 12 Division I GAMES:																			
96	A	UT Arlington	62 61	96	H	UT Arlington	68 65												
112	H	South Alabama	47 44	177	H	Texas St.	62 47												
95	H	Troy	76 72	112	A	South Alabama	65 42												
183	H	Arkansas St.	68 55	95	A	Troy	66 71												
142	A	Appalachian St.	74 59	253	H	Louisiana	62 48												
192	A	Coastal Caro.	60 47	298	H	La.-Monroe	63 44												

Non-Div I Games:

Little Rock

Loss, Non-Conf, S Site, H Home A Away N Neutral

Average RPI Win:	228	WON-LOST	WINNING	LAST 10	STRENGTH OF	OPP. STRENGTH	TEAM	ADJ.	CONF.	ADJ CONF.
Average RPI Loss:	152	RECORD	PCT. RANK	GAMES	SCHEDULE	OF SCHEDULE	RPI	RPI	RPI	RPI
DIV. I ONLY	7- 16	274	0- 1	180	181	263	263	20	20	
DIV. I NON-CONF.	3- 10	278	0- 0	122	131	262	262	20	20	
TOTALS	RPI 1-25	RPI 26-50	W-L RECORDS	RPI 51-100	RPI 101-150	RPI 150+				
7- 16	0- 1	0- 0	OVERALL	1- 5	0- 2	6- 8				
4- 9	0- 0	0- 0	HOME	1- 3	0- 0	3- 6				
3- 7	0- 1	0- 0	AWAY	0- 2	0- 2	3- 2				
0- 0	0- 0	0- 0	NEUTRAL	0- 0	0- 0	0- 0				
3- 10	0- 1	0- 0	NON-CONFERENCE	1- 4	0- 2	2- 3				
2- 6	0- 0	0- 0	HOME	1- 3	0- 0	1- 3				
1- 4	0- 1	0- 0	AWAY	0- 1	0- 2	1- 0				
0- 0	0- 0	0- 0	NEUTRAL	0- 0	0- 0	0- 0				
4- 6	0- 0	0- 0	CONFERENCE	0- 1	0- 0	4- 5				
2- 3	0- 0	0- 0	HOME	0- 0	0- 0	2- 3				
2- 3	0- 0	0- 0	AWAY	0- 1	0- 0	2- 2				
0- 0	0- 0	0- 0	NEUTRAL	0- 0	0- 0	0- 0				

RPI 1-25				RPI 26-50				RPI 51-100				RPI 101+ Team's RPI: 263			
RPI	S	Opponent	Score	RPI	S	Opponent	Score	RPI	S	Opponent	Score	RPI	S	Opponent	Score
4	A	Oregon	48 110					52	A	Utah	59 82	104	A	Loyola Marymount	62 71
								55	H	Southern California	50 86	145	A	Montana St.	62 85
								79	H	Arizona	43 70	160	H	UC Irvine	46 48
								82	A	UC Davis	50 70	161	H	CSUN	37 51
								83	H	UNI	64 71	163	A	UC Riverside	63 45
								86	H	Idaho	70 63	163	H	UC Riverside	59 73
												213	A	Utah St.	50 48
												238	H	Nevada	67 76
												240	A	Cal St. Fullerton	59 53
												241	H	San Diego	56 60
												242	H	Hawaii	56 40
												259	H	California Baptist	83 85
												296	A	UC Santa Barbara	54 60
												312	A	Cal Poly	59 66
												312	H	Cal Poly	61 58
												337	H	Grand Canyon	57 50
LAST 12 Division I GAMES:															
160	H	UC Irvine	46 48	163	H	UC Riverside	59 73								
242	H	Hawaii	56 40	296	A	UC Santa Barbara	54 60								
312	A	Cal Poly	59 66	312	H	Cal Poly	61 58								
240	A	Cal St. Fullerton	59 53	163	A	UC Riverside	63 45								
82	A	UC Davis	50 70	213	A	Utah St.	50 48								
161	H	CSUN	37 51	337	H	Grand Canyon	57 50								

Non-Div I Games:

Long Beach St.

Average RPI Win:	255	WON-LOST	WINNING	LAST 10	STRENGTH OF	OPP. STRENGTH	TEAM	ADJ.	CONF.	ADJ CONF.
Average RPI Loss:	215	RECORD	PCT. RANK	GAMES	SCHEDULE	OF SCHEDULE	RPI	RPI	RPI	RPI
DIV. I ONLY	3- 19	332	1- 0	252	344	340	340	28	28	
DIV. I NON-CONF.	1- 9	326	0- 0	152	339	330	330	29	29	
TOTALS	RPI 1-25	RPI 26-50	W-L RECORDS	RPI 51-100	RPI 101-150	RPI 150+				
3- 19	0- 0	0- 0	OVERALL	0- 2	0- 3	3- 14				
3- 8	0- 0	0- 0	HOME	0- 1	0- 1	3- 6				
0- 10	0- 0	0- 0	AWAY	0- 1	0- 2	0- 7				
0- 1	0- 0	0- 0	NEUTRAL	0- 0	0- 0	0- 1				
1- 9	0- 0	0- 0	NON-CONFERENCE	0- 1	0- 2	1- 6				
1- 4	0- 0	0- 0	HOME	0- 0	0- 0	1- 4				
0- 4	0- 0	0- 0	AWAY	0- 1	0- 2	0- 1				
0- 1	0- 0	0- 0	NEUTRAL	0- 0	0- 0	0- 1				
2- 10	0- 0	0- 0	CONFERENCE	0- 1	0- 1	2- 8				
2- 4	0- 0	0- 0	HOME	0- 1	0- 1	2- 2				
0- 6	0- 0	0- 0	AWAY	0- 0	0- 0	0- 6				
0- 0	0- 0	0- 0	NEUTRAL	0- 0	0- 0	0- 0				

RPI S	Opponent	Score	RPI S	Opponent	Score	RPI S	Opponent	Score	RPI S	Opponent	Score	Team's RPI: 340
						68	A Virginia Tech	39 93	101	A VCU	55 84	
						92	H Radford	34 68	106	A UNCW	33 35	
									130	H High Point	54 65	
									176	H UMES	83 71	
									179	A Hampton	40 66	
									195	N East Carolina	52 61	
									196	H Eastern Mich.	45 64	
									197	A UNC Asheville	55 80	
									218	H Saint Francis (PA)	88 91	
									237	H Campbell	60 66	
									246	A Gardner-Webb	78 80	
									246	H Gardner-Webb	85 79	
									269	A Norfolk St.	42 74	
									271	A Winthrop	69 77	
									281	H Wofford	72 101	
									309	H Wagner	60 86	
									319	H Charleston So.	74 81	
									333	A Presbyterian	66 81	
									343	A USC Upstate	67 72	
									343	H USC Upstate	80 58	
LAST 12 Division I GAMES:												
343	H	USC Upstate	80	58	197	A	UNC Asheville	55	80			
246	A	Gardner-Webb	78	80	92	H	Radford	34	68			
130	H	High Point	54	65	179	A	Hampton	40	66			
246	H	Gardner-Webb	85	79	319	H	Charleston So.	74	81			
237	H	Campbell	60	66	333	A	Presbyterian	66	81			
343	A	USC Upstate	67	72	271	A	Winthrop	69	77			

Non-Div I Games:

Longwood

■ Loss,
 ■ Non-Conf,
 ■ S Site,
 ■ H Home
 ■ A Away
 N Neutral

Average RPI Win: 246	WON-LOST	WINNING	LAST 10	STRENGTH OF	OPP. STRENGTH	TEAM	ADJ.	CONF.	ADJ CONF.
Average RPI Loss: 138	RECORD	PCT. RANK	GAMES	SCHEDULE	OF SCHEDULE	RPI	RPI	RPI	RPI
DIV. I ONLY	6- 16	289	0- 1	114	185	253	253	12	12
DIV. I NON-CONF.	2- 8	293	0- 0	128	203	265	265	15	15
TOTALS	RPI 1-25	RPI 26-50	W-L RECORDS	RPI 51-100	RPI 101-150	RPI 150+			
6- 16	0- 1	0- 1	OVERALL	0- 5	2- 2	4- 7			
5- 5	0- 0	0- 0	HOME	0- 3	2- 0	3- 2			
1- 10	0- 1	0- 1	AWAY	0- 2	0- 2	1- 4			
0- 1	0- 0	0- 0	NEUTRAL	0- 0	0- 0	0- 1			
2- 8	0- 1	0- 0	NON-CONFERENCE	0- 3	0- 0	2- 4			
1- 3	0- 0	0- 0	HOME	0- 2	0- 0	1- 1			
1- 4	0- 1	0- 0	AWAY	0- 1	0- 0	1- 2			
0- 1	0- 0	0- 0	NEUTRAL	0- 0	0- 0	0- 1			
4- 8	0- 0	0- 1	CONFERENCE	0- 2	2- 2	2- 3			
4- 2	0- 0	0- 0	HOME	0- 1	2- 0	2- 1			
0- 6	0- 0	0- 1	AWAY	0- 1	0- 2	0- 2			
0- 0	0- 0	0- 0	NEUTRAL	0- 0	0- 0	0- 0			

RPI 1-25				RPI 26-50				RPI 51-100				RPI 101+				Team's RPI: 253
RPI	S	Opponent	Score	RPI	S	Opponent	Score	RPI	S	Opponent	Score	RPI	S	Opponent	Score	
9	A	Mississippi St.	36 104	50	A	Little Rock	48 62	57	A	Auburn	59 71	112	A	South Alabama	60 83	
								60	H	LSU	54 76	136	A	Georgia St.	71 74	
								67	H	Lamar University	77 79	136	H	Georgia St.	57 54	
								95	A	Troy	64 90	142	H	Appalachian St.	73 55	
								96	H	UT Arlington	61 76	182	H	Sam Houston St.	62 68	
												183	A	Arkansas St.	75 87	
												192	H	Coastal Caro.	58 76	
												198	A	Ole Miss	57 79	
												223	A	UTRGV	60 75	
												264	N	A&M-Corpus Christi	63 64	
												284	A	Ga. Southern	71 79	
												284	H	Ga. Southern	59 48	
												288	H	Jackson St.	68 61	
												298	H	La.-Monroe	52 45	
												326	A	McNeese	70 59	
LAST 12 Division I GAMES:																
136	A	Georgia St.	71 74	112	A	South Alabama	60 83									
284	A	Ga. Southern	71 79	298	H	La.-Monroe	52 45									
192	H	Coastal Caro.	58 76	284	H	Ga. Southern	59 48									
142	H	Appalachian St.	73 55	136	H	Georgia St.	57 54									
96	H	UT Arlington	61 76	50	A	Little Rock	48 62									
95	A	Troy	64 90	183	A	Arkansas St.	75 87									

Non-Div I Games: Dillard

69 **72**

Louisiana

RPI 1-25				RPI 26-50				RPI 51-100				RPI 101+				Team's RPI: 150	
RPI	S	Opponent	Score	RPI	S	Opponent	Score	RPI	S	Opponent	Score	RPI	S	Opponent	Score		
16	A	Arizona St.	44 80	36	H	Rice	51 61	51	A	Middle Tenn.	38 75	103	H	Houston	100 88		
				50	H	Little Rock	58 69	62	N	Missouri St.	70 82	119	A	UAB	73 68		
								70	H	Old Dominion	59 70	127	A	Western Ky.	76 81		
												133	N	Alabama	79 62		
												151	H	Charlotte	88 51		
												174	H	North Texas	54 65		
												183	A	Arkansas St.	80 70		
												190	H	Southern Miss.	106 85		
												198	H	Ole Miss	80 71		
												217	A	Marshall	88 90		
												231	A	Memphis	66 50		
												232	A	UMKC	70 80		
												244	A	Wichita St.	56 70		
												270	A	UTEP	74 64		
												286	H	Southeastern La.	72 53		
												295	H	Fla. Atlantic	86 55		
												318	H	FIU	90 72		
												326	A	McNeese	89 48		
LAST 12 Division I GAMES:																	
				133	N	Alabama	79 62	217	A	Marshall	88 90						
				270	A	UTEP	74 64	151	H	Charlotte	88 51						
				190	H	Southern Miss.	106 85	70	H	Old Dominion	59 70						
				318	H	FIU	90 72	51	A	Middle Tenn.	38 75						
				295	H	Fla. Atlantic	86 55	119	A	UAB	73 68						
				127	A	Western Ky.	76 81	36	H	Rice	51 61						

Louisiana Tech

Page 149

Average RPI Win:	287	WON-LOST	WINNING	LAST 10	STRENGTH OF	OPP. STRENGTH	TEAM	ADJ.	CONF.	ADJ CONF.
Average RPI Loss:	105	RECORD	PCT. RANK	GAMES	SCHEDULE	OF SCHEDULE	RPI	RPI	RPI	RPI
DIV. I ONLY	10- 12	198	0- 1	250	199	249	249	13	13	
DIV. I NON-CONF.	6- 5	143	0- 0	335	302	274	274	14	14	
TOTALS	RPI 1-25	RPI 26-50	W-L RECORDS	RPI 51-100	RPI 101-150	RPI 150+				
10- 12	0- 2	0- 1	OVERALL	0- 4	0- 1	10- 4				
8- 5	0- 1	0- 1	HOME	0- 1	0- 0	8- 2				
2- 7	0- 1	0- 0	AWAY	0- 3	0- 1	2- 2				
0- 0	0- 0	0- 0	NEUTRAL	0- 0	0- 0	0- 0				
6- 5	0- 0	0- 1	NON-CONFERENCE	0- 1	0- 1	6- 2				
4- 2	0- 0	0- 1	HOME	0- 0	0- 0	4- 1				
2- 3	0- 0	0- 0	AWAY	0- 1	0- 1	2- 1				
0- 0	0- 0	0- 0	NEUTRAL	0- 0	0- 0	0- 0				
4- 7	0- 2	0- 0	CONFERENCE	0- 3	0- 0	4- 2				
4- 3	0- 1	0- 0	HOME	0- 1	0- 0	4- 1				
0- 4	0- 1	0- 0	AWAY	0- 2	0- 0	0- 1				
0- 0	0- 0	0- 0	NEUTRAL	0- 0	0- 0	0- 0				

RPI 1-25				RPI 26-50				RPI 51-100				RPI 101+ Team's RPI: 249			
RPI	S	Opponent	Score	RPI	S	Opponent	Score	RPI	S	Opponent	Score	RPI	S	Opponent	Score
20	A	Drake	60 69	32	H	DePaul	76 102	62	A	Missouri St.	49 84	125	A	Youngstown St.	63 74
20	H	Drake	55 83					66	A	Purdue	41 65	157	H	Bradley	56 69
								83	A	UNI	52 64	165	A	Southern Ill.	63 74
								83	H	UNI	65 71	171	H	Indiana St.	56 54
												189	H	Illinois St.	62 59
												210	A	Bowling Green	74 88
												232	H	UMKC	74 88
												250	H	SIUE	56 43
												277	A	Western Mich.	64 53
												294	H	Valparaiso	80 54
												332	H	Purdue Fort Wayne	81 67
												334	H	Evansville	61 56
												335	H	Detroit Mercy	52 43
												336	A	UIC	75 60
												348	H	Chicago St.	76 40
LAST 12 Division I GAMES:															
20	H	Drake	55 83	171	H	Indiana St.	56 54								
83	H	UNI	65 71	334	H	Evansville	61 56								
157	H	Bradley	56 69	83	A	UNI	52 64								
189	H	Illinois St.	62 59	20	A	Drake	60 69								
165	A	Southern Ill.	63 74	294	H	Valparaiso	80 54								
62	A	Missouri St.	49 84	32	H	DePaul	76 102								

Non-Div I Games:

Loyola Chicago

■ Loss,
 ■ Non-Conf, S Site,
 ■ Home
 ■ Away
 N Neutral

Loyola Maryland

Through Games Of Feb. 14, 2019

Average RPI Win:	275	WON-LOST	WINNING	LAST 10	STRENGTH OF	OPP. STRENGTH	TEAM	ADJ.	CONF.	ADJ CONF.
Average RPI Loss:	168	RECORD	PCT. RANK	GAMES	SCHEDULE	OF SCHEDULE	RPI	RPI	RPI	RPI
DIV. I ONLY	3- 20	335	0- 1	140	268	303	303	18	18	
DIV. I NON-CONF.	1- 10	330	0- 1	141	260	296	296	22	22	
TOTALS	RPI 1-25	RPI 26-50	W-L RECORDS	RPI 51-100	RPI 101-150	RPI 150+				
3- 20	0- 1	0- 1	OVERALL	0- 3	0- 3	3- 12				
2- 8	0- 0	0- 1	HOME	0- 1	0- 1	2- 5				
1- 11	0- 1	0- 0	AWAY	0- 2	0- 1	1- 7				
0- 1	0- 0	0- 0	NEUTRAL	0- 0	0- 1	0- 0				
1- 10	0- 1	0- 0	NON-CONFERENCE	0- 1	0- 2	1- 6				
0- 3	0- 0	0- 0	HOME	0- 0	0- 0	0- 3				
1- 6	0- 1	0- 0	AWAY	0- 1	0- 1	1- 3				
0- 1	0- 0	0- 0	NEUTRAL	0- 0	0- 1	0- 0				
2- 10	0- 0	0- 1	CONFERENCE	0- 2	0- 1	2- 6				
2- 5	0- 0	0- 1	HOME	0- 1	0- 1	2- 2				
0- 5	0- 0	0- 0	AWAY	0- 1	0- 0	0- 4				
0- 0	0- 0	0- 0	NEUTRAL	0- 0	0- 0	0- 0				

RPI 1-25			RPI 26-50			RPI 51-100			RPI 101+ Team's RPI: 303		
RPI	S	Opponent	Score	RPI	S	Opponent	Score	RPI	S	Opponent	Score
17	A	Maryland	48 83	41	H	Bucknell	57 75	90	A	Georgetown	30 45
								99	A	American	38 82
								99	H	American	56 67
								105	N	Boston College	47 73
								114	A	Towson	57 62
								137	H	Boston U.	62 64
								152	A	Lehigh	42 51
								164	H	William & Mary	49 65
								199	A	Dartmouth	41 54
								205	A	Holy Cross	60 78
								205	H	Holy Cross	48 58
								206	H	Navy	46 58
								214	A	Monmouth	75 67
								215	A	George Mason	38 70
								245	A	Saint Joseph's	46 49
								256	A	Colgate	64 73
								262	H	St. Francis Brooklyn	70 75
								265	H	Mt. St. Mary's	67 77
								291	A	Army West Point	57 69
								291	H	Army West Point	70 51
								321	H	Lafayette	62 50
LAST 12 Division I GAMES:											
245	A	Saint Joseph's	46 49	41	H	Bucknell	57 75				
99	H	American	56 67	321	H	Lafayette	62 50				
205	H	Holy Cross	48 58	99	A	American	38 82				
291	H	Army West Point	70 51	205	A	Holy Cross	60 78				
152	A	Lehigh	42 51	137	H	Boston U.	62 64				
256	A	Colgate	64 73	291	A	Army West Point	57 69				

Non-Div I Games:

Loyola Maryland

Loss, Non-Conf, S Site, H Home A Away N Neutral

Loyola Marymount

Through Games Of Feb. 14, 2019

Average RPI Win:	173	WON-LOST	WINNING	LAST 10	STRENGTH OF	OPP. STRENGTH	TEAM	ADJ.	CONF.	ADJ CONF.
Average RPI Loss:	113	RECORD	PCT. RANK	GAMES	SCHEDULE	OF SCHEDULE	RPI	RPI	RPI	RPI
DIV. I ONLY	15- 10	121	1- 0	96	113	104	104	8	8	
DIV. I NON-CONF.	7- 5	132	1- 0	97	210	103	103	7	7	
TOTALS	RPI 1-25	RPI 26-50	W-L RECORDS	RPI 51-100	RPI 101-150	RPI 150+				
15- 10	0- 1	2- 4	OVERALL	3- 0	0- 1	10- 4				
8- 3	0- 1	2- 0	HOME	1- 0	0- 0	5- 2				
7- 4	0- 0	0- 2	AWAY	2- 0	0- 1	5- 1				
0- 3	0- 0	0- 2	NEUTRAL	0- 0	0- 0	0- 1				
7- 5	0- 0	1- 2	NON-CONFERENCE	2- 0	0- 0	4- 3				
4- 1	0- 0	1- 0	HOME	1- 0	0- 0	2- 1				
3- 1	0- 0	0- 0	AWAY	1- 0	0- 0	2- 1				
0- 3	0- 0	0- 2	NEUTRAL	0- 0	0- 0	0- 1				
8- 5	0- 1	1- 2	CONFERENCE	1- 0	0- 1	6- 1				
4- 2	0- 1	1- 0	HOME	0- 0	0- 0	3- 1				
4- 3	0- 0	0- 2	AWAY	1- 0	0- 1	3- 0				
0- 0	0- 0	0- 0	NEUTRAL	0- 0	0- 0	0- 0				

RPI 1-25				RPI 26-50				RPI 51-100				RPI 101+ Team's RPI: 104			
RPI	S	Opponent	Score	RPI	S	Opponent	Score	RPI	S	Opponent	Score	RPI	S	Opponent	Score
13	H	Gonzaga	53 78	38	A	BYU	44 55	79	A	Arizona	66 64	126	A	Pepperdine	86 95
				38	H	BYU	61 58	82	H	UC Davis	60 53	161	A	CSUN	72 53
				39	N	South Dakota	40 67	88	A	Pacific	72 67	167	H	Portland	76 58
				40	H	UCLA	69 63					173	A	Denver	75 104
				44	N	Indiana	43 67					185	A	Santa Clara	69 60
				47	A	Saint Mary's (CA)	62 86					185	H	Santa Clara	75 83
												216	H	Robert Morris	61 53
												224	N	Grambling	61 62
												236	H	Northern Ariz.	62 63
												241	A	San Diego	69 52
												241	H	San Diego	83 57
												247	A	San Francisco	73 66
												247	H	San Francisco	66 58
												263	H	Long Beach St.	71 62
												296	A	UC Santa Barbara	70 57
LAST 12 Division I GAMES:															
216	H	Robert Morris	61 53	88	A	Pacific	72 67								
247	A	San Francisco	73 66	126	A	Pepperdine	86 95								
185	A	Santa Clara	69 60	185	H	Santa Clara	75 83								
241	H	San Diego	83 57	247	H	San Francisco	66 58								
38	H	BYU	61 58	38	A	BYU	44 55								
47	A	Saint Mary's (CA)	62 86	241	A	San Diego	69 52								

Non-Div I Games:

Loyola Marymount

■ Loss,
 ■ Non-Conf, S Site,
 ■ Home
 ■ Away
 N Neutral

Average RPI Win: 216	WON-LOST	WINNING	LAST 10	STRENGTH OF	OPP. STRENGTH	TEAM	ADJ.	CONF.	ADJ CONF.
Average RPI Loss: 87	RECORD	PCT. RANK	GAMES	SCHEDULE	OF SCHEDULE	RPI	RPI	RPI	RPI
DIV. I ONLY	18- 7	66	0- 1	143	180	73	73	23	23
DIV. I NON-CONF.	7- 6	153	0- 1	37	59	54	54	25	25
TOTALS	RPI 1-25	RPI 26-50	W-L RECORDS	RPI 51-100	RPI 101-150	RPI 150+			
18- 7	0- 1	1- 0	OVERALL	3- 3	1- 3	13- 0			
9- 1	0- 0	0- 0	HOME	1- 1	1- 0	7- 0			
7- 5	0- 1	1- 0	AWAY	1- 2	0- 2	5- 0			
2- 1	0- 0	0- 0	NEUTRAL	1- 0	0- 1	1- 0			
7- 6	0- 1	1- 0	NON-CONFERENCE	3- 3	0- 2	3- 0			
2- 1	0- 0	0- 0	HOME	1- 1	0- 0	1- 0			
3- 4	0- 1	1- 0	AWAY	1- 2	0- 1	1- 0			
2- 1	0- 0	0- 0	NEUTRAL	1- 0	0- 1	1- 0			
11- 1	0- 0	0- 0	CONFERENCE	0- 0	1- 1	10- 0			
7- 0	0- 0	0- 0	HOME	0- 0	1- 0	6- 0			
4- 1	0- 0	0- 0	AWAY	0- 0	0- 1	4- 0			
0- 0	0- 0	0- 0	NEUTRAL	0- 0	0- 0	0- 0			

RPI 1-25				RPI 26-50				RPI 51-100				RPI 101+			
RPI	S	Opponent	Score	RPI	S	Opponent	Score	RPI	S	Opponent	Score	RPI	S	Opponent	Score
8	A	NC State	46 84	29	A	North Carolina	85 73	63	A	Green Bay	39 70	107	A	Hartford	46 49
								71	N	Penn	47 46	107	H	Hartford	78 58
								74	H	Toledo	73 59	120	A	Fordham	64 72
								80	A	Northeastern	55 63	144	N	Chattanooga	61 66
								85	H	Duke	63 66	162	A	Stony Brook	68 54
								87	A	Harvard	67 60	220	N	N.C. A&T	58 52
												229	H	Brown	102 96
												234	H	Albany (NY)	76 65
												255	H	Binghamton	95 66
												267	A	Vermont	63 51
												267	H	Vermont	66 45
												307	A	Bryant	74 57
												311	A	UMBC	58 45
												311	H	UMBC	84 44
												320	A	New Hampshire	69 45
												320	H	New Hampshire	67 46
												325	H	UMass Lowell	79 45
LAST 12 Division I GAMES:															
144	N	Chattanooga	61 66	255	H	Binghamton	95 66								
107	H	Hartford	78 58	162	A	Stony Brook	68 54								
311	A	UMBC	58 45	107	A	Hartford	46 49								
267	H	Vermont	66 45	234	H	Albany (NY)	76 65								
320	A	New Hampshire	69 45	267	A	Vermont	63 51								
325	H	UMass Lowell	79 45	311	H	UMBC	84 44								

Non-Div I Games:

Maine

■ Loss,
 ■ Non-Conf,
 S Site,
 ■ Home
 ■ Away
 N Neutral

Average RPI Win:	294	WON-LOST	WINNING	LAST 10	STRENGTH OF	OPP. STRENGTH	TEAM	ADJ.	CONF.	ADJ CONF.
Average RPI Loss:	205	RECORD	PCT. RANK	GAMES	SCHEDULE	OF SCHEDULE	RPI	RPI	RPI	RPI
DIV. I ONLY	7- 16	274	0- 1	246	347	301	301	26	26	
DIV. I NON-CONF.	2- 9	297	0- 0	176	350	328	328	27	27	
TOTALS	RPI 1-25	RPI 26-50	W-L RECORDS	RPI 51-100	RPI 101-150	RPI 150+				
7- 16	0- 0	0- 0	OVERALL	0- 2	1- 2	6- 12				
5- 8	0- 0	0- 0	HOME	0- 2	0- 1	5- 5				
2- 8	0- 0	0- 0	AWAY	0- 0	1- 1	1- 7				
0- 0	0- 0	0- 0	NEUTRAL	0- 0	0- 0	0- 0				
2- 9	0- 0	0- 0	NON-CONFERENCE	0- 2	0- 1	2- 6				
2- 5	0- 0	0- 0	HOME	0- 2	0- 0	2- 3				
0- 4	0- 0	0- 0	AWAY	0- 0	0- 1	0- 3				
0- 0	0- 0	0- 0	NEUTRAL	0- 0	0- 0	0- 0				
5- 7	0- 0	0- 0	CONFERENCE	0- 0	1- 1	4- 6				
3- 3	0- 0	0- 0	HOME	0- 0	0- 1	3- 2				
2- 4	0- 0	0- 0	AWAY	0- 0	1- 0	1- 4				
0- 0	0- 0	0- 0	NEUTRAL	0- 0	0- 0	0- 0				

RPI S	Opponent	Score	RPI S	Opponent	Score	RPI S	Opponent	Score	RPI S	Opponent	Score	Team's RPI: 301
						76	H Wright St.	44 60	120	A Fordham	61 65	
						77	H Drexel	39 53	146	A Marist	69 51	
									146	H Marist	51 62	
									162	H Stony Brook	48 79	
									178	H Rider	63 73	
									205	A Holy Cross	53 61	
									214	A Monmouth	63 71	
									226	H Sacred Heart	46 74	
									234	A Albany (NY)	54 60	
									235	A Niagara	51 61	
									235	H Niagara	54 58	
									262	A St. Francis Brooklyn	65 73	
									278	A Canisius	44 47	
									289	A Siena	56 62	
									289	H Siena	52 48	
									293	H Fairfield	47 41	
									321	H Lafayette	60 49	
									328	A Saint Peter's	62 44	
									331	H Iona	55 33	
									335	H Detroit Mercy	56 58	
									351	H LIU Brooklyn	61 46	
LAST 12 Division I GAMES:												
214	A Monmouth	63 71	235	H Niagara	54 58							
328	A Saint Peter's	62 44	178	H Rider	63 73							
146	H Marist	51 62	331	H Iona	55 33							
289	H Siena	52 48	289	A Siena	56 62							
293	H Fairfield	47 41	235	A Niagara	51 61							
146	A Marist	69 51	278	A Canisius	44 47							

Non-Div I Games:

Manhattan

■ Loss,
■ Non-Conf,
■ S Site,
■ H Home
■ A Away
N Neutral

Average RPI Win: 237	WON-LOST	WINNING	LAST 10	STRENGTH OF	OPP. STRENGTH	TEAM	ADJ.	CONF.	ADJ CONF.
Average RPI Loss: 148	RECORD	PCT. RANK	GAMES	SCHEDULE	OF SCHEDULE	RPI	RPI	RPI	RPI
DIV. I ONLY	17- 8	80	0- 1	259	233	146	146	26	26
DIV. I NON-CONF.	8- 4	91	0- 0	186	120	96	96	27	27
TOTALS	RPI 1-25	RPI 26-50	W-L RECORDS	RPI 51-100	RPI 101-150	RPI 150+			
17- 8	0- 0	0- 0	OVERALL	1- 4	1- 0	15- 4			
6- 4	0- 0	0- 0	HOME	1- 1	1- 0	4- 3			
9- 3	0- 0	0- 0	AWAY	0- 2	0- 0	9- 1			
2- 1	0- 0	0- 0	NEUTRAL	0- 1	0- 0	2- 0			
8- 4	0- 0	0- 0	NON-CONFERENCE	1- 3	1- 0	6- 1			
3- 1	0- 0	0- 0	HOME	1- 0	1- 0	1- 1			
3- 2	0- 0	0- 0	AWAY	0- 2	0- 0	3- 0			
2- 1	0- 0	0- 0	NEUTRAL	0- 1	0- 0	2- 0			
9- 4	0- 0	0- 0	CONFERENCE	0- 1	0- 0	9- 3			
3- 3	0- 0	0- 0	HOME	0- 1	0- 0	3- 2			
6- 1	0- 0	0- 0	AWAY	0- 0	0- 0	6- 1			
0- 0	0- 0	0- 0	NEUTRAL	0- 0	0- 0	0- 0			

RPI 1-25				RPI 26-50				RPI 51-100				RPI 101+ Team's RPI: 146			
RPI	S	Opponent	Score	RPI	S	Opponent	Score	RPI	S	Opponent	Score	RPI	S	Opponent	Score
								64	H	Quinnipiac	69 76	137	H	Boston U.	68 57
								76	N	Wright St.	60 76	168	H	Temple	74 68
								80	H	Northeastern	90 84	178	A	Rider	64 70
								85	A	Duke	56 64	178	H	Rider	58 68
								97	A	Princeton	57 60	193	A	Elon	61 57
												204	H	Massachusetts	55 70
												206	A	Navy	72 48
												206	N	Stetson	76 69
												214	H	Monmouth	69 45
												234	A	Albany (NY)	74 56
												235	A	Niagara	87 58
												252	N	Hofstra	71 57
												278	A	Canisius	71 66
												289	A	Siena	73 58
												289	H	Siena	88 59
												293	A	Fairfield	56 46
												301	A	Manhattan	62 51
												301	H	Manhattan	51 69
												328	A	Saint Peter's	62 42
												331	H	Iona	76 36
LAST 12 Division I GAMES:															
				178	A	Rider	64 70					331	H	Iona	76 36
				301	A	Manhattan	62 51					289	H	Siena	88 59
				289	A	Siena	73 58					214	H	Monmouth	69 45
				178	H	Rider	58 68					293	A	Fairfield	56 46
				301	H	Manhattan	51 69					64	H	Quinnipiac	69 76
				328	A	Saint Peter's	62 42					278	A	Canisius	71 66

Non-Div I Games:

Marist

RPI 1-25				Team's RPI: 7		RPI 26-50				RPI 51-100				RPI 101+			
RPI	S	Opponent	Score	RPI	S	Opponent	Score	RPI	S	Opponent	Score	RPI	S	Opponent	Score		
1	H	Notre Dame	63 87	28	H	South Dakota St.	91 52	63	H	Green Bay	80 54	109	H	St. John's (NY)	83 73		
9	A	Mississippi St.	82 87	32	A	DePaul	93 87	83	H	UNI	102 61	115	H	Creighton	85 67		
21	A	Miami (FL)	55 63	32	H	DePaul	96 63	89	A	Northwestern	76 57	116	H	Providence	85 46		
				42	A	Villanova	91 55	90	A	Georgetown	72 62	118	A	Seton Hall	96 60		
				42	H	Villanova	93 55	90	H	Georgetown	59 52	145	H	Montana St.	100 52		
				45	A	Butler	87 58					169	A	Xavier	90 44		
				49	H	Michigan	85 74					194	A	Milwaukee	83 74		
												255	H	Binghamton	93 40		
												336	H	UIC	96 32		
LAST 12 Division I GAMES:																	
83	H	UNI	102 61	169	A	Xavier	90 44										
21	A	Miami (FL)	55 63	109	H	St. John's (NY)	83 73										
42	H	Villanova	93 55	118	H	Seton Hall	96 60										
90	H	Georgetown	59 52	90	A	Georgetown	72 62										
32	A	DePaul	93 87	42	A	Villanova	91 55										
45	A	Butler	87 58	32	H	DePaul	96 63										

Non-Div I Games:

RPI 1-25				RPI 26-50				RPI 51-100				RPI 101+				Team's RPI: 217	
RPI	S	Opponent	Score	RPI	S	Opponent	Score	RPI	S	Opponent	Score	RPI	S	Opponent	Score		
				36	H	Rice	67 79	70	H	Old Dominion	57 48	114	H	Towson	69 76		
				46	A	Clemson	54 68					119	A	UAB	59 77		
												127	A	Western Ky.	55 85		
												142	A	Appalachian St.	52 74		
												150	H	Louisiana Tech	90 88		
												151	H	Charlotte	63 62		
												165	A	Southern Ill.	49 58		
												171	H	Indiana St.	53 62		
												174	H	North Texas	67 55		
												175	A	Wisconsin	49 67		
												190	H	Southern Miss.	52 64		
												210	A	Bowling Green	76 99		
												268	H	Cleveland St.	86 64		
												270	A	UTEP	63 60		
												290	H	Tennessee St.	80 59		
												295	A	Fla. Atlantic	72 67		
												300	A	UTSA	79 72		
												318	A	FIU	86 58		
												327	H	Coppin St.	88 67		
												334	H	Evansville	72 65		
												346	H	Delaware St.	75 63		
LAST 12 Division I GAMES:																	
				119	A	UAB	59 77	150	H	Louisiana Tech	90 88						
				36	H	Rice	67 79	318	A	FIU	86 58						
				174	H	North Texas	67 55	295	A	Fla. Atlantic	72 67						
				300	A	UTSA	79 72	127	A	Western Ky.	55 85						
				270	A	UTEP	63 60	151	H	Charlotte	63 62						
				190	H	Southern Miss.	52 64	70	H	Old Dominion	57 48						

Non-Div I Games:	Bluefield St.	82	29
------------------	---------------	----	----

Maryland

Through Games Of Feb. 14, 2019

Average RPI Win:	136	WON-LOST	WINNING	LAST 10	STRENGTH OF	OPP. STRENGTH	TEAM	ADJ.	CONF.	ADJ CONF.
Average RPI Loss:	25	RECORD	PCT. RANK	GAMES	SCHEDULE	OF SCHEDULE	RPI	RPI	RPI	RPI
DIV. I ONLY	23- 2	4	1- 0	121	26	17	17	4	4	
DIV. I NON-CONF.	11- 0	1	0- 0	244	68	26	26	6	6	
TOTALS	RPI 1-25	RPI 26-50	W-L RECORDS	RPI 51-100	RPI 101-150	RPI 150+				
23- 2	1- 1	5- 1	OVERALL	5- 0	4- 0	8- 0				
12- 1	0- 0	3- 1	HOME	3- 0	2- 0	4- 0				
9- 1	1- 1	2- 0	AWAY	2- 0	1- 0	3- 0				
2- 0	0- 0	0- 0	NEUTRAL	0- 0	1- 0	1- 0				
11- 0	1- 0	2- 0	NON-CONFERENCE	0- 0	2- 0	6- 0				
6- 0	0- 0	2- 0	HOME	0- 0	1- 0	3- 0				
3- 0	1- 0	0- 0	AWAY	0- 0	0- 0	2- 0				
2- 0	0- 0	0- 0	NEUTRAL	0- 0	1- 0	1- 0				
12- 2	0- 1	3- 1	CONFERENCE	5- 0	2- 0	2- 0				
6- 1	0- 0	1- 1	HOME	3- 0	1- 0	1- 0				
6- 1	0- 1	2- 0	AWAY	2- 0	1- 0	1- 0				
0- 0	0- 0	0- 0	NEUTRAL	0- 0	0- 0	0- 0				

RPI	S	Opponent	Score	RPI	S	Opponent	Score	RPI	S	Opponent	Score	RPI	S	Opponent	Score
14	A	South Carolina	85 61	26	A	Rutgers	62 48	89	H	Northwestern	72 57	108	N	Georgia	58 51
24	A	Michigan St.	60 77	26	H	Rutgers	65 73	91	A	Ohio St.	70 57	113	H	Dayton	82 71
				35	H	James Madison	87 63	91	H	Ohio St.	75 69	138	A	Penn St.	77 61
				43	H	Georgia Tech	67 54	94	A	Nebraska	81 63	138	H	Penn St.	79 67
				44	A	Indiana	76 56	94	H	Nebraska	89 63	153	A	Delaware	77 53
				49	H	Michigan	83 69					175	H	Wisconsin	75 57
												184	A	Illinois	80 66
												208	A	George Washington	69 30
												297	N	Morgan St.	68 44
												303	H	Loyola Maryland	83 48
												311	H	UMBC	92 61
												327	H	Coppin St.	93 36
LAST 12 Division I GAMES:															
				94	H	Nebraska	89 63	91	A	Ohio St.	70 57				
				26	A	Rutgers	62 48	138	H	Penn St.	79 67				
				89	H	Northwestern	72 57	24	A	Michigan St.	60 77				
				184	A	Illinois	80 66	49	H	Michigan	83 69				
				175	H	Wisconsin	75 57	94	A	Nebraska	81 63				
				44	A	Indiana	76 56	91	H	Ohio St.	75 69				

Non-Div I Games:

Maryland

Loss, Non-Conf, S Site, H Home A Away N Neutral

Massachusetts

Through Games Of Feb. 14, 2019

Average RPI Win:	223	WON-LOST	WINNING	LAST 10	STRENGTH OF	OPP. STRENGTH	TEAM	ADJ.	CONF.	ADJ CONF.
Average RPI Loss:	187	RECORD	PCT. RANK	GAMES	SCHEDULE	OF SCHEDULE	RPI	RPI	RPI	RPI
DIV. I ONLY	13- 12	162	0- 1	254	254	204	204	17	17	
DIV. I NON-CONF.	8- 6	138	0- 0	234	326	195	195	16	16	
TOTALS	RPI 1-25	RPI 26-50	W-L RECORDS	RPI 51-100	RPI 101-150	RPI 150+				
13- 12	0- 0	0- 1	OVERALL	0- 1	2- 3	11- 7				
8- 4	0- 0	0- 0	HOME	0- 0	1- 0	7- 4				
4- 7	0- 0	0- 0	AWAY	0- 1	1- 3	3- 3				
1- 1	0- 0	0- 1	NEUTRAL	0- 0	0- 0	1- 0				
8- 6	0- 0	0- 1	NON-CONFERENCE	0- 1	2- 1	6- 3				
5- 2	0- 0	0- 0	HOME	0- 0	1- 0	4- 2				
2- 3	0- 0	0- 0	AWAY	0- 1	1- 1	1- 1				
1- 1	0- 0	0- 1	NEUTRAL	0- 0	0- 0	1- 0				
5- 6	0- 0	0- 0	CONFERENCE	0- 0	0- 2	5- 4				
3- 2	0- 0	0- 0	HOME	0- 0	0- 0	3- 2				
2- 4	0- 0	0- 0	AWAY	0- 0	0- 2	2- 2				
0- 0	0- 0	0- 0	NEUTRAL	0- 0	0- 0	0- 0				

RPI 1-25			RPI 26-50			RPI 51-100			RPI 101+			Team's RPI: 204
RPI	S	Opponent	Score	RPI	S	Opponent	Score	RPI	S	Opponent	Score	
				41	N	Bucknell	58 77	80	A	Northeastern	52 53	
								101	A	VCU	48 52	
								113	A	Dayton	47 75	
								114	A	Towson	53 78	
								137	H	Boston U.	66 55	
								146	A	Marist	70 55	
								154	A	Davidson	70 58	
								166	H	Duquesne	69 66	
								188	H	Saint Louis	70 66	
								215	H	George Mason	52 70	
								223	H	UTRGV	74 70	
								226	H	Sacred Heart	78 61	
								227	H	Rhode Island	56 34	
								228	H	North Dakota	52 59	
								229	A	Brown	90 61	
								233	H	St. Bonaventure	63 64	
								245	A	Saint Joseph's	54 55	
								256	A	Richmond	58 62	
								287	A	La Salle	74 60	
								289	A	Siena	59 64	
								293	N	Fairfield	59 49	
								304	H	Central Conn. St.	74 59	
								317	H	Incarnate Word	71 59	
								325	H	UMass Lowell	59 62	
LAST 12 Division I GAMES:												
245	A	Saint Joseph's	54 55	154	A	Davidson	70 58					
227	H	Rhode Island	56 34	215	H	George Mason	52 70					
166	H	Duquesne	69 66	287	A	La Salle	74 60					
256	A	Richmond	58 62	113	A	Dayton	47 75					
101	A	VCU	48 52	188	H	Saint Louis	70 66					
233	H	St. Bonaventure	63 64	146	A	Marist	70 55					

Non-Div I Games:

Massachusetts

Loss, Non-Conf, S Site, H Home A Away N Neutral

Average RPI Win: 268	WON-LOST	WINNING	LAST 10	STRENGTH OF	OPP. STRENGTH	TEAM	ADJ.	CONF.	ADJ CONF.
Average RPI Loss: 183	RECORD	PCT. RANK	GAMES	SCHEDULE	OF SCHEDULE	RPI	RPI	RPI	RPI
DIV. I ONLY	3- 16	328	0- 1	235	274	326	326	25	25
DIV. I NON-CONF.	0- 8	336	0- 0	87	193	310	310	23	23

TOTALS	RPI 1-25	RPI 26-50	W-L RECORDS	RPI 51-100	RPI 101-150	RPI 150+			
3- 16	0- 1	0- 1	OVERALL	0- 3	0- 2	3- 9			
2- 7	0- 0	0- 0	HOME	0- 2	0- 1	2- 4			
1- 9	0- 1	0- 1	AWAY	0- 1	0- 1	1- 5			
0- 0	0- 0	0- 0	NEUTRAL	0- 0	0- 0	0- 0			
0- 8	0- 1	0- 1	NON-CONFERENCE	0- 1	0- 2	0- 3			
0- 2	0- 0	0- 0	HOME	0- 0	0- 1	0- 1			
0- 6	0- 1	0- 1	AWAY	0- 1	0- 1	0- 2			
0- 0	0- 0	0- 0	NEUTRAL	0- 0	0- 0	0- 0			
3- 8	0- 0	0- 0	CONFERENCE	0- 2	0- 0	3- 6			
2- 5	0- 0	0- 0	HOME	0- 2	0- 0	2- 3			
1- 3	0- 0	0- 0	AWAY	0- 0	0- 0	1- 3			
0- 0	0- 0	0- 0	NEUTRAL	0- 0	0- 0	0- 0			

RPI 1-25				RPI 26-50				RPI 51-100				RPI 101+ Team's RPI: 326			
RPI	S	Opponent	Score	RPI	S	Opponent	Score	RPI	S	Opponent	Score	RPI	S	Opponent	Score
25	A	Texas	40 96	36	A	Rice	65 93	60	A	LSU	36 86	119	A	UAB	48 91
								61	H	SFA	48 97	150	H	Louisiana Tech	48 89
								67	H	Lamar University	62 64	156	A	Abilene Christian	52 109
												181	A	Nicholls St.	69 68
												182	H	Sam Houston St.	80 93
												224	A	Grambling	51 75
												253	H	Louisiana	59 70
												286	H	Southeastern La.	62 56
												298	A	La.-Monroe	60 69
												315	A	New Orleans	76 88
												317	H	Incarinate Word	66 68
												329	A	Northwestern St.	63 82
												329	H	Northwestern St.	73 89
												338	H	Houston Baptist	81 71
LAST 12 Division I GAMES:															
		61	H	SFA	48	97				181	A	Nicholls St.	69	68	
		329	H	Northwestern St.	73	89				315	A	New Orleans	76	88	
		182	H	Sam Houston St.	80	93				156	A	Abilene Christian	52	109	
		67	H	Lamar University	62	64				329	A	Northwestern St.	63	82	
		338	H	Houston Baptist	81	71				317	H	Incarinate Word	66	68	
		286	H	Southeastern La.	62	56				150	H	Louisiana Tech	48	89	

Non-Div I Games: LSU-Alexandria 60 **68** Southern-N.O. 106 54 Louisiana Col. 86 68

McNeese

Loss, Non-Conf, S Site, H Home A Away N Neutral

Average RPI Win:	224	WON-LOST	WINNING	LAST 10	STRENGTH OF	OPP. STRENGTH	TEAM	ADJ.	CONF.	ADJ CONF.
Average RPI Loss:	145	RECORD	PCT. RANK	GAMES	SCHEDULE	OF SCHEDULE	RPI	RPI	RPI	RPI
DIV. I ONLY	9- 15	244	0- 1	144	194	231	231	9	9	
DIV. I NON-CONF.	5- 8	224	0- 0	224	292	279	279	9	9	
TOTALS	RPI 1-25	RPI 26-50	W-L RECORDS	RPI 51-100	RPI 101-150	RPI 150+				
9- 15	0- 1	0- 1	OVERALL	0- 3	2- 4	7- 6				
6- 8	0- 1	0- 1	HOME	0- 2	1- 2	5- 2				
2- 7	0- 0	0- 0	AWAY	0- 1	1- 2	1- 4				
1- 0	0- 0	0- 0	NEUTRAL	0- 0	0- 0	1- 0				
5- 8	0- 0	0- 1	NON-CONFERENCE	0- 1	0- 2	5- 4				
4- 4	0- 0	0- 1	HOME	0- 1	0- 1	4- 1				
0- 4	0- 0	0- 0	AWAY	0- 0	0- 1	0- 3				
1- 0	0- 0	0- 0	NEUTRAL	0- 0	0- 0	1- 0				
4- 7	0- 1	0- 0	CONFERENCE	0- 2	2- 2	2- 2				
2- 4	0- 1	0- 0	HOME	0- 1	1- 1	1- 1				
2- 3	0- 0	0- 0	AWAY	0- 1	1- 1	1- 1				
0- 0	0- 0	0- 0	NEUTRAL	0- 0	0- 0	0- 0				

RPI	S	Opponent	Score	RPI	S	Opponent	Score	RPI	S	Opponent	Score	RPI	S	Opponent	Score	Team's RPI: 231
15	H	UCF	55 68	50	H	Little Rock	60 63	74	H	Toledo	48 58	119	A	UAB	54 85	
								78	A	Cincinnati	56 80	129	H	Tulane	61 62	
								78	H	Cincinnati	69 89	147	A	Tulsa	39 46	
												147	H	Tulsa	59 56	
												148	A	South Fla.	47 40	
												150	H	Louisiana Tech	50 66	
												159	N	Mercer	59 53	
												183	A	Arkansas St.	66 77	
												192	A	Coastal Caro.	71 90	
												195	A	East Carolina	59 68	
												195	H	East Carolina	58 46	
												208	A	George Washington	38 51	
												221	H	Southeast Mo. St.	69 57	
												244	A	Wichita St.	71 50	
												244	H	Wichita St.	48 57	
												272	H	Samford	53 48	
												288	H	Jackson St.	68 67	
												315	H	New Orleans	59 66	
												341	H	N.C. Central	77 56	
LAST 12 Division I GAMES:																

Non-Div I Games:

Memphis

■ Loss,
 ■ Non-Conf,
 ■ S Site,
 ■ H Home
 ■ A Away
 N Neutral

Average RPI Win:	246	WON-LOST	WINNING	LAST 10	STRENGTH OF	OPP. STRENGTH	TEAM	ADJ.	CONF.	ADJ CONF.
Average RPI Loss:	142	RECORD	PCT. RANK	GAMES	SCHEDULE	OF SCHEDULE	RPI	RPI	RPI	RPI
DIV. I ONLY	17- 7	69	1- 0	317	158	159	159	27	27	
DIV. I NON-CONF.	8- 7	160	0- 0	267	99	196	196	24	24	
TOTALS	RPI 1-25	RPI 26-50	W-L RECORDS	RPI 51-100	RPI 101-150	RPI 150+				
17- 7	0- 2	0- 0	OVERALL	0- 0	1- 2	16- 3				
8- 3	0- 2	0- 0	HOME	0- 0	1- 0	7- 1				
8- 3	0- 0	0- 0	AWAY	0- 0	0- 2	8- 1				
1- 1	0- 0	0- 0	NEUTRAL	0- 0	0- 0	1- 1				
8- 7	0- 2	0- 0	NON-CONFERENCE	0- 0	0- 2	8- 3				
4- 3	0- 2	0- 0	HOME	0- 0	0- 0	4- 1				
3- 3	0- 0	0- 0	AWAY	0- 0	0- 2	3- 1				
1- 1	0- 0	0- 0	NEUTRAL	0- 0	0- 0	1- 1				
9- 0	0- 0	0- 0	CONFERENCE	0- 0	1- 0	8- 0				
4- 0	0- 0	0- 0	HOME	0- 0	1- 0	3- 0				
5- 0	0- 0	0- 0	AWAY	0- 0	0- 0	5- 0				
0- 0	0- 0	0- 0	NEUTRAL	0- 0	0- 0	0- 0				

RPI 1-25				RPI 26-50				RPI 51-100				RPI 101+ Team's RPI: 159			
RPI	S	Opponent	Score	RPI	S	Opponent	Score	RPI	S	Opponent	Score	RPI	S	Opponent	Score
15	H	UCF	42 76									108	A	Georgia	60 67
18	H	Florida St.	56 57									117	A	Wake Forest	54 69
												144	H	Chattanooga	65 58
												151	H	Charlotte	57 40
												197	H	UNC Asheville	61 47
												208	A	George Washington	61 53
												209	A	Furman	75 60
												210	N	Bowling Green	76 63
												212	H	Florida	92 82
												230	A	Howard	85 70
												231	N	Memphis	53 59
												248	A	Jacksonville	66 71
												254	H	ETSU	64 41
												260	H	Columbia	68 72
												272	A	Samford	68 52
												272	H	Samford	76 68
												281	A	Wofford	81 79
												284	A	Ga. Southern	79 72
												305	H	Kennesaw St.	64 48
												308	A	UNC Greensboro	71 58
												308	H	UNC Greensboro	85 73
												339	A	Western Caro.	69 67
LAST 12 Division I GAMES:															
				308	H	UNC Greensboro	85 73					308	A	UNC Greensboro	71 58
				272	A	Samford	68 52					339	A	Western Caro.	69 67
				209	A	Furman	75 60					272	H	Samford	76 68
				281	A	Wofford	81 79					260	H	Columbia	68 72
				254	H	ETSU	64 41					248	A	Jacksonville	66 71
				144	H	Chattanooga	65 58					197	H	UNC Asheville	61 47

Non-Div I Games:

Mercer

■ Loss,
■ Non-Conf, S Site,
■ Home
■ Away
N Neutral

Average RPI Win:	128	WON-LOST	WINNING	LAST 10	STRENGTH OF	OPP. STRENGTH	TEAM	ADJ.	CONF.	ADJ CONF.
Average RPI Loss:	34	RECORD	PCT. RANK	GAMES	SCHEDULE	OF SCHEDULE	RPI	RPI	RPI	RPI
DIV. I ONLY	21- 5	27	2- 1	71	2	21	21	1	1	
DIV. I NON-CONF.	12- 3	52	2- 1	146	26	53	53	1	1	
TOTALS	RPI 1-25	RPI 26-50	W-L RECORDS	RPI 51-100	RPI 101-150	RPI 150+				
21- 5	3- 2	1- 2	OVERALL	5- 1	6- 0	6- 0				
14- 2	2- 0	1- 2	HOME	4- 0	3- 0	4- 0				
5- 3	1- 2	0- 0	AWAY	1- 1	2- 0	1- 0				
2- 0	0- 0	0- 0	NEUTRAL	0- 0	1- 0	1- 0				
12- 3	1- 1	0- 1	NON-CONFERENCE	2- 1	3- 0	6- 0				
9- 1	1- 0	0- 1	HOME	2- 0	2- 0	4- 0				
1- 2	0- 1	0- 0	AWAY	0- 1	0- 0	1- 0				
2- 0	0- 0	0- 0	NEUTRAL	0- 0	1- 0	1- 0				
9- 2	2- 1	1- 1	CONFERENCE	3- 0	3- 0	0- 0				
5- 1	1- 0	1- 1	HOME	2- 0	1- 0	0- 0				
4- 1	1- 1	0- 0	AWAY	1- 0	2- 0	0- 0				
0- 0	0- 0	0- 0	NEUTRAL	0- 0	0- 0	0- 0				

RPI S	Opponent	Score	RPI S	Opponent	Score	RPI S	Opponent	Score	RPI S	Opponent	Score
1	H Notre Dame	72 65	27	H Central Mich.	80 90	61	H SFA	81 60	105	H Boston College	76 73
7	H Marquette	63 55	29	H North Carolina	76 68	66	A Purdue	63 74	107	H Hartford	75 62
10	A Syracuse	84 71	46	H Clemson	67 76	68	H Virginia Tech	68 61	117	A Wake Forest	72 57
11	A Iowa St.	52 75				85	A Duke	58 50	121	A Pittsburgh	65 51
18	A Florida St.	58 62				94	H Nebraska	82 68	133	N Alabama	101 74
						100	H Virginia	72 59	140	H Colorado	73 58
									168	H Temple	73 61
									176	H UMES	71 53
									187	N Vanderbilt	90 65
									315	H New Orleans	78 38
									318	A FIU	94 43
									349	H Florida A&M	103 54
LAST 12 Division I GAMES:											
107	H Hartford	75 62	18	A Florida St.	58 62						
7	H Marquette	63 55	105	H Boston College	76 73						
11	A Iowa St.	52 75	10	A Syracuse	84 71						
121	A Pittsburgh	65 51	29	H North Carolina	76 68						
1	H Notre Dame	72 65	85	A Duke	58 50						
100	H Virginia	72 59	46	H Clemson	67 76						

Non-Div I Games:

Miami (FL)

■ Loss,
■ Non-Conf, S Site,
■ Home
■ Away
N Neutral

Average RPI Win:	186	WON-LOST	WINNING	LAST 10	STRENGTH OF	OPP. STRENGTH	TEAM	ADJ.	CONF.	ADJ CONF.
Average RPI Loss:	120	RECORD	PCT. RANK	GAMES	SCHEDULE	OF SCHEDULE	RPI	RPI	RPI	RPI
DIV. I ONLY	17- 4	25	1- 0	193	125	59	59	7	7	
DIV. I NON-CONF.	8- 2	52	0- 0	327	268	129	129	8	8	
TOTALS	RPI 1-25	RPI 26-50	W-L RECORDS	RPI 51-100	RPI 101-150	RPI 150+				
17- 4	0- 1	2- 1	OVERALL	4- 1	1- 0	10- 1				
8- 1	0- 0	0- 1	HOME	4- 0	1- 0	3- 0				
9- 3	0- 1	2- 0	AWAY	0- 1	0- 0	7- 1				
0- 0	0- 0	0- 0	NEUTRAL	0- 0	0- 0	0- 0				
8- 2	0- 1	0- 0	NON-CONFERENCE	1- 0	1- 0	6- 1				
3- 0	0- 0	0- 0	HOME	1- 0	1- 0	1- 0				
5- 2	0- 1	0- 0	AWAY	0- 0	0- 0	5- 1				
0- 0	0- 0	0- 0	NEUTRAL	0- 0	0- 0	0- 0				
9- 2	0- 0	2- 1	CONFERENCE	3- 1	0- 0	4- 0				
5- 1	0- 0	0- 1	HOME	3- 0	0- 0	2- 0				
4- 1	0- 0	2- 0	AWAY	0- 1	0- 0	2- 0				
0- 0	0- 0	0- 0	NEUTRAL	0- 0	0- 0	0- 0				

RPI 1-25				RPI 26-50				RPI 51-100				RPI 101+			
RPI	S	Opponent	Score	RPI	S	Opponent	Score	RPI	S	Opponent	Score	RPI	S	Opponent	Score
3	A	Louisville	73 95	27	A	Central Mich.	70 67	74	H	Toledo	65 64	130	H	High Point	68 55
				31	H	Buffalo	59 66	78	H	Cincinnati	78 65	191	H	Ball St.	60 57
				33	A	Ohio	67 61	81	H	Kent St.	79 63	196	H	Eastern Mich.	63 58
								98	A	Northern Ill.	71 82	202	A	Jacksonville St.	58 41
								98	H	Northern Ill.	70 45	210	A	Bowling Green	82 75
												277	A	Western Mich.	81 62
												278	A	Canisius	62 59
												294	A	Valparaiso	68 47
												330	H	Eastern Ky.	60 44
												335	A	Detroit Mercy	78 59
												336	A	UIC	65 56
												349	A	Florida A&M	56 57
LAST 12 Division I GAMES:															
				98	H	Northern Ill.	70 45	191	H	Ball St.	60 57				
				210	A	Bowling Green	82 75	27	A	Central Mich.	70 67				
				196	H	Eastern Mich.	63 58	31	H	Buffalo	59 66				
				277	A	Western Mich.	81 62	74	H	Toledo	65 64				
				33	A	Ohio	67 61	98	A	Northern Ill.	71 82				
				81	H	Kent St.	79 63	202	A	Jacksonville St.	58 41				

Non-Div I Games: Ohio Dominican 74 29

Miami (OH)

■ Loss,
 ■ Non-Conf, S Site,
 ■ Home
 ■ Away
 N Neutral

RPI 1-25					
RPI	S	Opponent	Score		
7	A	Marquette	74	85	
8	A	NC State	55	66	
12	A	Iowa	61	75	
12	H	Iowa	90	81	
17	A	Maryland	69	83	
23	N	Missouri	70	54	
24	H	Michigan St.	73	77	
25	N	Texas	52	69	

Team's RPI: 49			
RPI	S	Opponent	Score
44	A	Indiana	60 70
44	H	Indiana	67 58

RPI 51-100			
RPI	S	Opponent	Score
66	A	Purdue	70 71
89	H	Northwestern	79 78
91	H	Ohio St.	62 58
94	A	Nebraska	56 70
94	H	Nebraska	67 61

RPI 101+			
RPI	S	Opponent	Score
102	H	Minnesota	76 60
138	A	Penn St.	66 62
143	N	Washington	80 73
175	A	Wisconsin	76 70
186	H	Southern U.	76 35
265	H	Mt. St. Mary's	88 40
277	A	Western Mich.	79 42
297	H	Morgan St.	70 47
299	A	Oakland	85 59
335	H	Detroit Mercy	95 62
351	H	LIU Brooklyn	83 38

LAST 12 Division I GAMES:			
143	N	Washington	80 73
25	N	Texas	52 69
44	H	Indiana	67 58
138	A	Penn St.	66 62
94	H	Nebraska	67 61
175	A	Wisconsin	76 70
12	H	Iowa	90 81
24	H	Michigan St.	73 77
44	A	Indiana	60 70
91	H	Ohio St.	62 58
12	A	Iowa	61 75
17	A	Maryland	69 83

Michigan

Page 166

<div> <div>Average RPI Win: 137</div> <div>Average RPI Loss: 64</div> </div>				WON-LOST	WINNING	LAST 10	STRENGTH OF	OPP. STRENGTH	TEAM	ADJ.	CONF.	ADJ CONF.
				RECORD	PCT. RANK	GAMES	SCHEDULE	OF SCHEDULE	RPI	RPI	RPI	RPI
DIV. I ONLY				17- 7	69	0- 1	45	37	24	24	4	4
DIV. I NON-CONF.				10- 1	17	0- 0	177	47	34	34	6	6
TOTALS				RPI 1-25	RPI 26-50	W-L RECORDS	RPI 51-100	RPI 101-150	RPI 150+			
17- 7	3- 2	2- 2	OVERALL	3- 2	2- 0	7- 1						
13- 0	3- 0	1- 0	HOME	3- 0	1- 0	5- 0						
3- 6	0- 1	1- 2	AWAY	0- 2	1- 0	1- 1						
1- 1	0- 1	0- 0	NEUTRAL	0- 0	0- 0	1- 0						
10- 1	1- 1	0- 0	NON-CONFERENCE	2- 0	1- 0	6- 0						
7- 0	1- 0	0- 0	HOME	2- 0	0- 0	4- 0						
2- 0	0- 0	0- 0	AWAY	0- 0	1- 0	1- 0						
1- 1	0- 1	0- 0	NEUTRAL	0- 0	0- 0	1- 0						
7- 6	2- 1	2- 2	CONFERENCE	1- 2	1- 0	1- 1						
6- 0	2- 0	1- 0	HOME	1- 0	1- 0	1- 0						
1- 6	0- 1	1- 2	AWAY	0- 2	0- 0	0- 1						
0- 0	0- 0	0- 0	NEUTRAL	0- 0	0- 0	0- 0						

RPI 1-25				Team's RPI: 24		RPI 26-50				RPI 51-100				RPI 101+					
RPI	S	Opponent	Score		RPI	S	Opponent	Score		RPI	S	Opponent	Score		RPI	S	Opponent	Score	
4	H	Oregon	88	82	26	A	Rutgers	62	76	66	H	Purdue	74	66	102	H	Minnesota	86	68
8	N	NC State	74	78	44	A	Indiana	64	68	76	H	Wright St.	84	68	107	A	Hartford	74	66
12	A	Iowa	71	86	44	H	Indiana	77	61	89	A	Northwestern	62	70	175	A	Wisconsin	62	79
12	H	Iowa	84	70	49	A	Michigan	77	73	91	A	Ohio St.	55	65	184	H	Illinois	77	60
17	H	Maryland	77	60						100	H	Virginia	91	66	210	H	Bowling Green	99	69

Non-Div I Games:

Michigan St.

Loss, Non-Conf, S Site, H Home A Away N Neutral

Average RPI Win:	199	WON-LOST	WINNING	LAST 10	STRENGTH OF	OPP. STRENGTH	TEAM	ADJ.	CONF.	ADJ CONF.
Average RPI Loss:	74	RECORD	PCT. RANK	GAMES	SCHEDULE	OF SCHEDULE	RPI	RPI	RPI	RPI
DIV. I ONLY	19- 6	41	0- 1	105	164	51	51	14	14	
DIV. I NON-CONF.	9- 4	85	0- 1	75	223	46	46	17	17	
TOTALS	RPI 1-25	RPI 26-50	W-L RECORDS	RPI 51-100	RPI 101-150	RPI 150+				
19- 6	0- 1	0- 1	OVERALL	1- 2	5- 2	13- 0				
9- 2	0- 0	0- 1	HOME	0- 1	4- 0	5- 0				
8- 4	0- 1	0- 0	AWAY	1- 1	0- 2	7- 0				
2- 0	0- 0	0- 0	NEUTRAL	0- 0	1- 0	1- 0				
9- 4	0- 1	0- 0	NON-CONFERENCE	1- 1	2- 2	6- 0				
4- 1	0- 0	0- 0	HOME	0- 1	1- 0	3- 0				
3- 3	0- 1	0- 0	AWAY	1- 0	0- 2	2- 0				
2- 0	0- 0	0- 0	NEUTRAL	0- 0	1- 0	1- 0				
10- 2	0- 0	0- 1	CONFERENCE	0- 1	3- 0	7- 0				
5- 1	0- 0	0- 1	HOME	0- 0	3- 0	2- 0				
5- 1	0- 0	0- 0	AWAY	0- 1	0- 0	5- 0				
0- 0	0- 0	0- 0	NEUTRAL	0- 0	0- 0	0- 0				

RPI 1-25				RPI 26-50				RPI 51-100 Team's RPI: 51				RPI 101+			
RPI	S	Opponent	Score	RPI	S	Opponent	Score	RPI	S	Opponent	Score	RPI	S	Opponent	Score
22	A	Kentucky	55 72	36	H	Rice	47 60	69	H	Belmont	38 45	119	H	UAB	60 44
								70	A	Old Dominion	65 70	120	A	Fordham	49 61
								95	A	Troy	67 64	127	H	Western Ky.	81 69
												128	A	Tennessee Tech	64 68
												136	H	Georgia St.	69 54
												144	N	Chattanooga	58 47
												150	H	Louisiana Tech	75 38
												151	A	Charlotte	62 55
												174	H	North Texas	61 46
												187	H	Vanderbilt	65 58
												190	H	Southern Miss.	66 49
												197	H	UNC Asheville	67 46
												199	N	Dartmouth	70 58
												201	A	UNLV	66 62
												209	A	Furman	78 71
												270	A	UTEP	79 49
												295	A	Fla. Atlantic	74 55
												300	A	UTSA	72 52
												310	H	Mississippi Val.	101 51
												318	A	FIU	49 43
LAST 12 Division I GAMES:															
120	A	Fordham	49 61	174	H	North Texas	61 46								
201	A	UNLV	66 62	36	H	Rice	47 60								
127	H	Western Ky.	81 69	270	A	UTEP	79 49								
70	A	Old Dominion	65 70	300	A	UTSA	72 52								
151	A	Charlotte	62 55	150	H	Louisiana Tech	75 38								
119	H	UAB	60 44	190	H	Southern Miss.	66 49								

Non-Div I Games:

Middle Tenn.

■ Loss,
 ■ Non-Conf,
 S Site,
 ■ Home
 ■ Away
 N Neutral

Average RPI Win:	268	WON-LOST	WINNING	LAST 10	STRENGTH OF	OPP. STRENGTH	TEAM	ADJ.	CONF.	ADJ CONF.
Average RPI Loss:	90	RECORD	PCT. RANK	GAMES	SCHEDULE	OF SCHEDULE	RPI	RPI	RPI	RPI
DIV. I ONLY	11- 12	177	1- 0	204	142	194	194	21	21	
DIV. I NON-CONF.	5- 6	177	0- 0	149	91	176	176	18	18	
TOTALS	RPI 1-25	RPI 26-50	W-L RECORDS	RPI 51-100	RPI 101-150	RPI 150+				
11- 12	0- 2	0- 2	OVERALL	0- 4	1- 2	10- 2				
6- 6	0- 2	0- 0	HOME	0- 2	1- 1	5- 1				
4- 6	0- 0	0- 2	AWAY	0- 2	0- 1	4- 1				
1- 0	0- 0	0- 0	NEUTRAL	0- 0	0- 0	1- 0				
5- 6	0- 2	0- 2	NON-CONFERENCE	0- 0	0- 1	5- 1				
2- 3	0- 2	0- 0	HOME	0- 0	0- 0	2- 1				
2- 3	0- 0	0- 2	AWAY	0- 0	0- 1	2- 0				
1- 0	0- 0	0- 0	NEUTRAL	0- 0	0- 0	1- 0				
6- 6	0- 0	0- 0	CONFERENCE	0- 4	1- 1	5- 1				
4- 3	0- 0	0- 0	HOME	0- 2	1- 1	3- 0				
2- 3	0- 0	0- 0	AWAY	0- 2	0- 0	2- 1				
0- 0	0- 0	0- 0	NEUTRAL	0- 0	0- 0	0- 0				

RPI 1-25				RPI 26-50				RPI 51-100				RPI 101+ Team's RPI: 194			
RPI	S	Opponent	Score	RPI	S	Opponent	Score	RPI	S	Opponent	Score	RPI	S	Opponent	Score
7	H	Marquette	74 83	44	A	Indiana	66 68	63	A	Green Bay	45 59	110	A	Fresno St.	48 65
18	H	Florida St.	62 87	47	A	Saint Mary's (CA)	71 73	63	H	Green Bay	62 76	123	H	IUPUI	66 67
								76	A	Wright St.	57 61	125	H	Youngstown St.	71 68
								76	H	Wright St.	69 73	163	N	UC Riverside	56 54
												175	H	Wisconsin	57 68
												228	A	North Dakota	64 46
												260	H	Columbia	78 65
												268	H	Cleveland St.	59 53
												274	A	Northern Ky.	54 55
												274	H	Northern Ky.	59 38
												299	A	Oakland	79 52
												323	A	North Dakota St.	57 55
												332	H	Purdue Fort Wayne	70 48
												335	A	Detroit Mercy	62 44
												336	H	UIC	72 53
LAST 12 Division I GAMES:															
274	H	Northern Ky.	59 38	299	A	Oakland	79 52	274	H	Cleveland St.	59 53	125	H	Youngstown St.	71 68
76	H	Wright St.	69 73	268	H	Cleveland St.	59 53	76	A	Wright St.	57 61	274	A	Northern Ky.	54 55
63	A	Green Bay	45 59	125	H	Youngstown St.	71 68	63	H	Green Bay	62 76				
336	H	UIC	72 53	76	A	Wright St.	57 61								
123	H	IUPUI	66 67	274	A	Northern Ky.	54 55								
335	A	Detroit Mercy	62 44	63	H	Green Bay	62 76								

Non-Div I Games:

Milwaukee

■ Loss,
■ Non-Conf,
■ S Site,
■ H Home
■ A Away
N Neutral

Average RPI Win:	182	WON-LOST	WINNING	LAST 10	STRENGTH OF	OPP. STRENGTH	TEAM	ADJ.	CONF.	ADJ CONF.
Average RPI Loss:	74	RECORD	PCT. RANK	GAMES	SCHEDULE	OF SCHEDULE	RPI	RPI	RPI	RPI
DIV. I ONLY	18- 7	66	1- 0	191	60	102	102	4	4	
DIV. I NON-CONF.	11- 0	1	0- 0	344	147	94	94	6	6	
TOTALS	RPI 1-25	RPI 26-50	W-L RECORDS	RPI 51-100	RPI 101-150	RPI 150+				
18- 7	1- 2	2- 1	OVERALL	3- 3	1- 0	11- 1				
12- 4	1- 1	1- 0	HOME	1- 2	0- 0	9- 1				
6- 3	0- 1	1- 1	AWAY	2- 1	1- 0	2- 0				
0- 0	0- 0	0- 0	NEUTRAL	0- 0	0- 0	0- 0				
11- 0	1- 0	0- 0	NON-CONFERENCE	0- 0	1- 0	9- 0				
9- 0	1- 0	0- 0	HOME	0- 0	0- 0	8- 0				
2- 0	0- 0	0- 0	AWAY	0- 0	1- 0	1- 0				
0- 0	0- 0	0- 0	NEUTRAL	0- 0	0- 0	0- 0				
7- 7	0- 2	2- 1	CONFERENCE	3- 3	0- 0	2- 1				
3- 4	0- 1	1- 0	HOME	1- 2	0- 0	1- 1				
4- 3	0- 1	1- 1	AWAY	2- 1	0- 0	1- 0				
0- 0	0- 0	0- 0	NEUTRAL	0- 0	0- 0	0- 0				

RPI 1-25				RPI 26-50				RPI 51-100				RPI 101+ Team's RPI: 102			
RPI	S	Opponent	Score	RPI	S	Opponent	Score	RPI	S	Opponent	Score	RPI	S	Opponent	Score
10	H	Syracuse	72 68	26	H	Rutgers	60 46	66	A	Purdue	65 45	105	A	Boston College	77 69
12	H	Iowa	63 81	44	A	Indiana	65 61	66	H	Purdue	53 64	169	A	Xavier	78 53
24	A	Michigan St.	68 86	49	A	Michigan	60 76	89	A	Northwestern	61 54	175	A	Wisconsin	78 50
								89	H	Northwestern	73 64	175	H	Wisconsin	74 56
								91	H	Ohio St.	55 65	184	H	Illinois	62 66
								94	A	Nebraska	57 63	227	H	Rhode Island	91 71
												241	H	San Diego	53 48
												266	H	Air Force	67 50
												275	H	Cornell	65 45
												317	H	Incarnate Word	75 39
												320	H	New Hampshire	70 47
												327	H	Coppin St.	84 52
												347	H	Ark.-Pine Bluff	84 42
LAST 12 Division I GAMES:															
66	A	Purdue	65 45	66	H	Purdue	53 64								
89	H	Northwestern	73 64	94	A	Nebraska	57 63								
44	A	Indiana	65 61	175	A	Wisconsin	78 50								
26	H	Rutgers	60 46	12	H	Iowa	63 81								
89	A	Northwestern	61 54	24	A	Michigan St.	68 86								
91	H	Ohio St.	55 65	184	H	Illinois	62 66								

Non-Div I Games:

Minnesota

■ Loss,
■ Non-Conf, S Site,
■ Home
■ Away
N Neutral

Average RPI Win:	128	WON-LOST	WINNING	LAST 10	STRENGTH OF	OPP. STRENGTH	TEAM	ADJ.	CONF.	ADJ CONF.
Average RPI Loss:	14	RECORD	PCT. RANK	GAMES	SCHEDULE	OF SCHEDULE	RPI	RPI	RPI	RPI
DIV. I ONLY	22- 2	6	0- 1	39	33	9	9	5	5	
DIV. I NON-CONF.	12- 1	11	0- 0	76	44	13	13	4	4	
TOTALS	RPI 1-25	RPI 26-50	W-L RECORDS	RPI 51-100	RPI 101-150	RPI 150+				
22- 2	4- 2	1- 0	OVERALL	6- 0	3- 0	8- 0				
12- 1	3- 1	0- 0	HOME	2- 0	1- 0	6- 0				
10- 1	1- 1	1- 0	AWAY	4- 0	2- 0	2- 0				
0- 0	0- 0	0- 0	NEUTRAL	0- 0	0- 0	0- 0				
12- 1	2- 1	1- 0	NON-CONFERENCE	2- 0	1- 0	6- 0				
7- 0	1- 0	0- 0	HOME	1- 0	0- 0	5- 0				
5- 1	1- 1	1- 0	AWAY	1- 0	1- 0	1- 0				
0- 0	0- 0	0- 0	NEUTRAL	0- 0	0- 0	0- 0				
10- 1	2- 1	0- 0	CONFERENCE	4- 0	2- 0	2- 0				
5- 1	2- 1	0- 0	HOME	1- 0	1- 0	1- 0				
5- 0	0- 0	0- 0	AWAY	3- 0	1- 0	1- 0				
0- 0	0- 0	0- 0	NEUTRAL	0- 0	0- 0	0- 0				

RPI	S	Opponent	Score	RPI	S	Opponent	Score	RPI	S	Opponent	Score	RPI	S	Opponent	Score
4	A	Oregon	74 82	50	A	Little Rock	98 63	53	H	Tennessee	91 63	108	H	Georgia	80 71
7	H	Marquette	87 82					57	A	Auburn	85 59	133	A	Alabama	65 49
14	H	South Carolina	89 74					60	A	LSU	68 35	143	A	Washington	103 56
22	H	Kentucky	86 71					67	H	Lamar University	104 53	190	A	Southern Miss.	86 42
23	H	Missouri	67 75					84	A	Arkansas	93 69	198	H	Ole Miss	80 49
25	A	Texas	67 49					100	A	Virginia	72 44	209	H	Furman	106 41
												212	A	Florida	90 42
												221	H	Southeast Mo. St.	88 53
												253	H	Louisiana	104 36
												288	H	Jackson St.	105 38
												327	H	Coppin St.	110 38
LAST 12 Division I GAMES:															
23	H	Missouri	67 75	14	H	South Carolina	89 74								
53	H	Tennessee	91 63	57	A	Auburn	85 59								
133	A	Alabama	65 49	108	H	Georgia	80 71								
60	A	LSU	68 35	22	H	Kentucky	86 71								
198	H	Ole Miss	80 49	84	A	Arkansas	93 69								
212	A	Florida	90 42	253	H	Louisiana	104 36								

Non-Div I Games:

Mississippi St.

■ Loss,
 ■ Non-Conf, S Site,
 ■ Home
 ■ Away
 N Neutral

Average RPI Win:	271	WON-LOST	WINNING	LAST 10	STRENGTH OF	OPP. STRENGTH	TEAM	ADJ.	CONF.	ADJ CONF.
Average RPI Loss:	201	RECORD	PCT. RANK	GAMES	SCHEDULE	OF SCHEDULE	RPI	RPI	RPI	RPI
DIV. I ONLY	4- 18	321	0- 1	258	330	310	310	29	29	
DIV. I NON-CONF.	1- 10	330	0- 0	96	288	270	270	28	28	
TOTALS	RPI 1-25	RPI 26-50	W-L RECORDS	RPI 51-100	RPI 101-150	RPI 150+				
4- 18	0- 0	0- 1	OVERALL	0- 2	0- 2	4- 13				
1- 4	0- 0	0- 0	HOME	0- 0	0- 1	1- 3				
3- 13	0- 0	0- 1	AWAY	0- 1	0- 1	3- 10				
0- 1	0- 0	0- 0	NEUTRAL	0- 1	0- 0	0- 0				
1- 10	0- 0	0- 1	NON-CONFERENCE	0- 2	0- 2	1- 5				
0- 1	0- 0	0- 0	HOME	0- 0	0- 1	0- 0				
1- 8	0- 0	0- 1	AWAY	0- 1	0- 1	1- 5				
0- 1	0- 0	0- 0	NEUTRAL	0- 1	0- 0	0- 0				
3- 8	0- 0	0- 0	CONFERENCE	0- 0	0- 0	3- 8				
1- 3	0- 0	0- 0	HOME	0- 0	0- 0	1- 3				
2- 5	0- 0	0- 0	AWAY	0- 0	0- 0	2- 5				
0- 0	0- 0	0- 0	NEUTRAL	0- 0	0- 0	0- 0				

RPI S	Opponent	Score	RPI S	Opponent	Score	RPI S	Opponent	Score	RPI S	Opponent	Score	Team's RPI: 310
37	A TCU	47 96	51	A Middle Tenn.	51 101	132	A UT Martin	51 110				
			95	N Troy	54 75	139	H North Ala.	72 86				
						181	A Nicholls St.	47 72				
						183	A Arkansas St.	57 60				
						186	A Southern U.	67 74				
						190	A Southern Miss.	60 67				
						200	H Prairie View	65 75				
						211	H Texas Southern	50 68				
						222	A SMU	47 62				
						224	A Grambling	54 52				
						251	A Alabama St.	67 73				
						251	H Alabama St.	64 62				
						261	A Austin Peay	95 89				
						288	A Jackson St.	56 87				
						298	A La.-Monroe	65 72				
						302	A Alabama A&M	70 78				
						302	H Alabama A&M	60 80				
						347	A Ark.-Pine Bluff	62 56				
						350	A Alcorn	63 73				
LAST 12 Division I GAMES:												
251	A	Alabama St.	67	73	186	A	Southern U.	67	74			
302	A	Alabama A&M	70	78	350	A	Alcorn	63	73			
224	A	Grambling	54	52	251	H	Alabama St.	64	62			
288	A	Jackson St.	56	87	302	H	Alabama A&M	60	80			
211	H	Texas Southern	50	68	347	A	Ark.-Pine Bluff	62	56			
200	H	Prairie View	65	75	132	A	UT Martin	51	110			

Non-Div I Games:

Mississippi Val.

■ Loss,
 ■ Non-Conf,
 ■ S Site,
 ■ H Home
 ■ A Away
 N Neutral

Average RPI Win:	128	WON-LOST	WINNING	LAST 10	STRENGTH OF	OPP. STRENGTH	TEAM	ADJ.	CONF.	ADJ CONF.
Average RPI Loss:	66	RECORD	PCT. RANK	GAMES	SCHEDULE	OF SCHEDULE	RPI	RPI	RPI	RPI
DIV. I ONLY	19- 7	58	1- 0	36	56	23	23	5	5	
DIV. I NON-CONF.	11- 3	56	1- 0	63	103	40	40	4	4	
TOTALS	RPI 1-25	RPI 26-50	W-L RECORDS	RPI 51-100	RPI 101-150	RPI 150+				
19- 7	2- 2	0- 2	OVERALL	7- 2	1- 0	9- 1				
11- 2	1- 0	0- 1	HOME	3- 1	1- 0	6- 0				
6- 4	1- 2	0- 0	AWAY	2- 1	0- 0	3- 1				
2- 1	0- 0	0- 1	NEUTRAL	2- 0	0- 0	0- 0				
11- 3	0- 0	0- 2	NON-CONFERENCE	4- 1	0- 0	7- 0				
5- 2	0- 0	0- 1	HOME	1- 1	0- 0	4- 0				
4- 0	0- 0	0- 0	AWAY	1- 0	0- 0	3- 0				
2- 1	0- 0	0- 1	NEUTRAL	2- 0	0- 0	0- 0				
8- 4	2- 2	0- 0	CONFERENCE	3- 1	1- 0	2- 1				
6- 0	1- 0	0- 0	HOME	2- 0	1- 0	2- 0				
2- 4	1- 2	0- 0	AWAY	1- 1	0- 0	0- 1				
0- 0	0- 0	0- 0	NEUTRAL	0- 0	0- 0	0- 0				

RPI S	Opponent	Score	RPI S	Opponent	Score	RPI S	Opponent	Score	RPI S	Opponent	Score
9	A Mississippi St.	75 67	39	H South Dakota	61 74	53	A Tennessee	66 64	108	H Georgia	61 35
14	A South Carolina	65 79	49	N Michigan	54 70	57	H Auburn	74 65	177	H Texas St.	69 50
19	H Texas A&M	70 65				60	A LSU	51 61	183	H Arkansas St.	70 50
22	A Kentucky	41 52				62	H Missouri St.	65 61	184	A Illinois	67 45
						63	H Green Bay	49 56	187	H Vanderbilt	69 46
						64	N Quinnipiac	65 51	188	A Saint Louis	74 62
						65	A West Virginia	68 51	198	H Ole Miss	78 55
						84	H Arkansas	71 53	212	A Florida	56 58
						85	N Duke	62 54	219	A Western Ill.	89 64
									232	H UMKC	66 59
									250	H SIUE	59 36
LAST 12 Division I GAMES:											
85	N Duke	62 54	57	H Auburn	74 65						
64	N Quinnipiac	65 51	22	A Kentucky	41 52						
9	A Mississippi St.	75 67	14	A South Carolina	65 79						
187	H Vanderbilt	69 46	108	H Georgia	61 35						
19	H Texas A&M	70 65	212	A Florida	56 58						
60	A LSU	51 61	84	H Arkansas	71 53						

Non-Div I Games:

Missouri

Average RPI Win:	176	WON-LOST	WINNING	LAST 10	STRENGTH OF	OPP. STRENGTH	TEAM	ADJ.	CONF.	ADJ CONF.
Average RPI Loss:	103	RECORD	PCT. RANK	GAMES	SCHEDULE	OF SCHEDULE	RPI	RPI	RPI	RPI
DIV. I ONLY	14- 7	82	1- 0	75	119	62	62	13	13	
DIV. I NON-CONF.	4- 7	228	0- 0	49	55	156	156	14	14	
TOTALS	RPI 1-25	RPI 26-50	W-L RECORDS	RPI 51-100	RPI 101-150	RPI 150+				
14- 7	1- 2	1- 2	OVERALL	1- 0	1- 0	10- 3				
7- 2	0- 1	1- 1	HOME	0- 0	0- 0	6- 0				
5- 5	1- 1	0- 1	AWAY	1- 0	0- 0	3- 3				
2- 0	0- 0	0- 0	NEUTRAL	0- 0	1- 0	1- 0				
4- 7	0- 2	1- 2	NON-CONFERENCE	0- 0	1- 0	2- 3				
2- 2	0- 1	1- 1	HOME	0- 0	0- 0	1- 0				
0- 5	0- 1	0- 1	AWAY	0- 0	0- 0	0- 3				
2- 0	0- 0	0- 0	NEUTRAL	0- 0	1- 0	1- 0				
10- 0	1- 0	0- 0	CONFERENCE	1- 0	0- 0	8- 0				
5- 0	0- 0	0- 0	HOME	0- 0	0- 0	5- 0				
5- 0	1- 0	0- 0	AWAY	1- 0	0- 0	3- 0				
0- 0	0- 0	0- 0	NEUTRAL	0- 0	0- 0	0- 0				

























































RPI 1-25				RPI 26-50				RPI 51-100				RPI 101+			
RPI	S	Opponent	Score	RPI	S	Opponent	Score	RPI	S	Opponent	Score	RPI	S	Opponent	Score
13	H	Gonzaga	67 70	39	H	South Dakota	74 85	83	A	UNI	63 58	150	N	Louisiana Tech	82 70
20	A	Drake	85 79	44	A	Indiana	74 98					157	A	Bradley	68 56
23	A	Missouri	61 65	50	H	Little Rock	48 44					165	A	Southern Ill.	70 58
												165	H	Southern Ill.	66 51
												171	H	Indiana St.	71 58
												174	A	North Texas	76 83
												185	A	Santa Clara	73 77
												189	A	Illinois St.	59 47
												191	H	Ball St.	74 54
												244	A	Wichita St.	60 63
												249	H	Loyola Chicago	84 49
												250	N	SIUE	68 65
												294	H	Valparaiso	108 63
												334	H	Evansville	88 66
LAST 12 Division I GAMES:															
				165	A	Southern Ill.	70 58					157	A	Bradley	68 56
				83	A	UNI	63 58					165	H	Southern Ill.	66 51
				20	A	Drake	85 79					334	H	Evansville	88 66
				294	H	Valparaiso	108 63					171	H	Indiana St.	71 58
				249	H	Loyola Chicago	84 49					50	H	Little Rock	48 44
				189	A	Illinois St.	59 47					250	N	SIUE	68 65

Non-Div I Games:

Missouri St.





■ Loss,
 ■ Non-Conf, S Site,
 ■ Home
 ■ Away
 N Neutral

Average RPI Win: 260	WON-LOST	WINNING	LAST 10	STRENGTH OF	OPP. STRENGTH	TEAM	ADJ.	CONF.	ADJ CONF.
Average RPI Loss: 161	RECORD	PCT. RANK	GAMES	SCHEDULE	OF SCHEDULE	RPI	RPI	RPI	RPI
DIV. I ONLY	10- 13	211	1- 0	208	259	214	214	26	26
DIV. I NON-CONF.	4- 7	228	0- 0	195	219	229	229	27	27
TOTALS	RPI 1-25	RPI 26-50	W-L RECORDS	RPI 51-100	RPI 101-150	RPI 150+			
10- 13	0- 0	0- 1	OVERALL	0- 4	0- 1	10- 7			
5- 6	0- 0	0- 1	HOME	0- 2	0- 0	5- 3			
5- 7	0- 0	0- 0	AWAY	0- 2	0- 1	5- 4			
0- 0	0- 0	0- 0	NEUTRAL	0- 0	0- 0	0- 0			
4- 7	0- 0	0- 1	NON-CONFERENCE	0- 2	0- 0	4- 4			
2- 3	0- 0	0- 1	HOME	0- 1	0- 0	2- 1			
2- 4	0- 0	0- 0	AWAY	0- 1	0- 0	2- 3			
0- 0	0- 0	0- 0	NEUTRAL	0- 0	0- 0	0- 0			
6- 6	0- 0	0- 0	CONFERENCE	0- 2	0- 1	6- 3			
3- 3	0- 0	0- 0	HOME	0- 1	0- 0	3- 2			
3- 3	0- 0	0- 0	AWAY	0- 1	0- 1	3- 1			
0- 0	0- 0	0- 0	NEUTRAL	0- 0	0- 0	0- 0			

RPI S	Opponent	Score	RPI S	Opponent	Score	RPI S	Opponent	Score	RPI S	Opponent	Score	Team's RPI: 214
			41   Bucknell	32  70		64  Quinnipiac	38  67		146  Marist	45  69		
						64  Quinnipiac	46  58		152  Lehigh	48  63		
						68  Virginia Tech	49  82		178  Rider	50  65		
						97  Princeton	47  79		178  Rider	43  55		
									195  East Carolina	67  73		
									206  Navy	68 67		
									208  George Washington	55 51		
									226  Sacred Heart	55 50		
									234  Albany (NY)	64 56		
									235  Niagara	76 54		
									278  Canisius	67 61		
									289  Siena	56 54		
									289  Siena	68  77		
									293  Fairfield	73 63		
									301  Manhattan	71 63		
									303  Loyola Maryland	67  75		
									321  Lafayette	69  73		
									331  Iona	55 38		
LAST 12 Division I GAMES:												
301   Manhattan	71 63	278  Canisius	67 61									
289  Siena	56 54	289  Siena	68  77									
178  Rider	50  65	146  Marist	45  69									
293  Fairfield	73 63	64  Quinnipiac	38  67									
64  Quinnipiac	46  58	178  Rider	43  55									
235  Niagara	76 54	331  Iona	55 38									

Non-Div I Games:

Monmouth

 Loss,
  Non-Conf, S Site,
  Home
  Away
 N Neutral

Montana

Through Games Of Feb. 14, 2019

Average RPI Win:	221	WON-LOST	WINNING	LAST 10	STRENGTH OF	OPP. STRENGTH	TEAM	ADJ.	CONF.	ADJ CONF.
Average RPI Loss:	110	RECORD	PCT. RANK	GAMES	SCHEDULE	OF SCHEDULE	RPI	RPI	RPI	RPI
DIV. I ONLY	10- 11	184	1- 0	160	143	170	170	16	16	
DIV. I NON-CONF.	4- 4	162	1- 0	32	136	76	76	12	12	
TOTALS	RPI 1-25	RPI 26-50	W-L RECORDS	RPI 51-100	RPI 101-150	RPI 150+				
10- 11	0- 1	0- 1	OVERALL	3- 3	0- 4	7- 2				
6- 3	0- 0	0- 1	HOME	3- 0	0- 1	3- 1				
3- 8	0- 1	0- 0	AWAY	0- 3	0- 3	3- 1				
1- 0	0- 0	0- 0	NEUTRAL	0- 0	0- 0	1- 0				
4- 4	0- 1	0- 1	NON-CONFERENCE	2- 1	0- 1	2- 0				
2- 1	0- 0	0- 1	HOME	2- 0	0- 0	0- 0				
1- 3	0- 1	0- 0	AWAY	0- 1	0- 1	1- 0				
1- 0	0- 0	0- 0	NEUTRAL	0- 0	0- 0	1- 0				
6- 7	0- 0	0- 0	CONFERENCE	1- 2	0- 3	5- 2				
4- 2	0- 0	0- 0	HOME	1- 0	0- 1	3- 1				
2- 5	0- 0	0- 0	AWAY	0- 2	0- 2	2- 1				
0- 0	0- 0	0- 0	NEUTRAL	0- 0	0- 0	0- 0				

RPI 1-25				RPI 26-50				RPI 51-100				RPI 101+ Team's RPI: 170			
RPI	S	Opponent	Score	RPI	S	Opponent	Score	RPI	S	Opponent	Score	RPI	S	Opponent	Score
13	A	Gonzaga	52 76	39	H	South Dakota	41 64	79	A	Arizona	51 100	122	H	Northern Colo.	62 73
								82	H	UC Davis	62 56	134	A	Portland St.	60 78
								86	A	Idaho	68 76	143	A	Washington	54 69
								86	H	Idaho	82 79	145	A	Montana St.	52 74
								93	A	Idaho St.	34 50	180	A	Eastern Wash.	64 67
								98	H	Northern Ill.	86 70	180	H	Eastern Wash.	62 68
												218	N	Saint Francis (PA)	79 77
												225	A	Sacramento St.	88 86
												236	H	Northern Ariz.	78 62
												282	H	Southern Utah	79 57
												322	A	Weber St.	72 60
												322	H	Weber St.	64 56
												337	A	Grand Canyon	69 47
LAST 12 Division I GAMES:															
218	N	Saint Francis (PA)	79 77	322	A	Weber St.	72 60								
82	H	UC Davis	62 56	93	A	Idaho St.	34 50								
322	H	Weber St.	64 56	86	H	Idaho	82 79								
180	A	Eastern Wash.	64 67	122	H	Northern Colo.	62 73								
86	A	Idaho	68 76	180	H	Eastern Wash.	62 68								
145	A	Montana St.	52 74	134	A	Portland St.	60 78								

Non-Div I Games: Providence (MT) 90 45

Montana

Loss, Non-Conf, S Site, H Home A Away N Neutral

RPI 1-25				RPI 26-50				RPI 51-100				RPI 101+				Team's RPI: 145	
RPI	S	Opponent	Score	RPI	S	Opponent	Score	RPI	S	Opponent	Score	RPI	S	Opponent	Score		
7	A	Marquette	52 100	28	H	South Dakota St.	67 88	61	A	SFA	53 60	122	A	Northern Colo.	79 66		
				37	A	TCU	49 71	86	A	Idaho	65 90	122	H	Northern Colo.	73 84		
				48	A	Wyoming	58 66	86	H	Idaho	66 82	134	A	Portland St.	53 55		
								93	A	Idaho St.	43 61	153	N	Delaware	69 60		
								93	H	Idaho St.	49 62	170	H	Montana	74 52		
												177	A	Texas St.	67 59		
												180	A	Eastern Wash.	61 47		
												180	H	Eastern Wash.	87 89		
												225	A	Sacramento St.	69 53		
												236	H	Northern Ariz.	80 70		
												263	H	Long Beach St.	85 62		
												282	H	Southern Utah	69 64		
												313	H	Omaha	59 56		
												322	A	Weber St.	66 59		
LAST 12 Division I GAMES:																	
				177	A	Texas St.	67 59	93	A	Idaho St.	43 61						
				93	H	Idaho St.	49 62	322	A	Weber St.	66 59						
				86	A	Idaho	65 90	180	H	Eastern Wash.	87 89						
				180	A	Eastern Wash.	61 47	122	A	Northern Colo.	79 66						
				122	H	Northern Colo.	73 84	86	H	Idaho	66 82						
				170	H	Montana	74 52	225	A	Sacramento St.	69 53						

Montana St.

Page 177

Average RPI Win:	246	WON-LOST	WINNING	LAST 10	STRENGTH OF	OPP. STRENGTH	TEAM	ADJ.	CONF.	ADJ CONF.
Average RPI Loss:	146	RECORD	PCT. RANK	GAMES	SCHEDULE	OF SCHEDULE	RPI	RPI	RPI	RPI
DIV. I ONLY	16- 8	82	0- 1	211	286	135	135	22	22	
DIV. I NON-CONF.	7- 4	108	0- 0	243	284	147	147	21	21	
TOTALS	RPI 1-25	RPI 26-50	W-L RECORDS	RPI 51-100	RPI 101-150	RPI 150+				
16- 8	0- 2	0- 0	OVERALL	1- 2	2- 0	13- 4				
9- 3	0- 0	0- 0	HOME	0- 1	2- 0	7- 2				
7- 5	0- 2	0- 0	AWAY	1- 1	0- 0	6- 2				
0- 0	0- 0	0- 0	NEUTRAL	0- 0	0- 0	0- 0				
7- 4	0- 2	0- 0	NON-CONFERENCE	1- 0	0- 0	6- 2				
4- 1	0- 0	0- 0	HOME	0- 0	0- 0	4- 1				
3- 3	0- 2	0- 0	AWAY	1- 0	0- 0	2- 1				
0- 0	0- 0	0- 0	NEUTRAL	0- 0	0- 0	0- 0				
9- 4	0- 0	0- 0	CONFERENCE	0- 2	2- 0	7- 2				
5- 2	0- 0	0- 0	HOME	0- 1	2- 0	3- 1				
4- 2	0- 0	0- 0	AWAY	0- 1	0- 0	4- 1				
0- 0	0- 0	0- 0	NEUTRAL	0- 0	0- 0	0- 0				

RPI 1-25				RPI 26-50				RPI 51-100				RPI 101+ Team's RPI: 135			
RPI	S	Opponent	Score	RPI	S	Opponent	Score	RPI	S	Opponent	Score	RPI	S	Opponent	Score
2	A	Baylor	58 96					69	A	Belmont	50 77	128	H	Tennessee Tech	77 56
22	A	Kentucky	57 87					69	H	Belmont	57 77	132	H	UT Martin	85 75
								92	A	Radford	79 72	202	H	Jacksonville St.	66 55
												218	A	Saint Francis (PA)	83 89
												220	A	N.C. A&T	72 67
												221	H	Southeast Mo. St.	82 54
												246	A	Gardner-Webb	84 69
												250	A	SIUE	73 67
												261	A	Austin Peay	80 81
												261	H	Austin Peay	75 84
												262	H	St. Francis Brooklyn	94 101
												276	A	Eastern Ill.	67 57
												283	A	Murray St.	83 61
												290	A	Tennessee St.	85 62
												290	H	Tennessee St.	71 55
												294	H	Valparaiso	68 62
												324	H	Lipscomb	79 44
												334	H	Evansville	85 63
												348	H	Chicago St.	104 68
LAST 12 Division I GAMES:															
261	H	Austin Peay	75 84	128	H	Tennessee Tech	77 56								
69	H	Belmont	57 77	132	H	UT Martin	85 75								
290	H	Tennessee St.	71 55	221	H	Southeast Mo. St.	82 54								
276	A	Eastern Ill.	67 57	290	A	Tennessee St.	85 62								
250	A	SIUE	73 67	69	A	Belmont	50 77								
202	H	Jacksonville St.	66 55	261	A	Austin Peay	80 81								

Non-Div I Games: Alice Lloyd 121 56 Ky. Christian 119 28

Morehead St.

Loss, Non-Conf, S Site, H Home A Away N Neutral

Average RPI Win:	328	WON-LOST	WINNING	LAST 10	STRENGTH OF	OPP. STRENGTH	TEAM	ADJ.	CONF.	ADJ CONF.
Average RPI Loss:	182	RECORD	PCT. RANK	GAMES	SCHEDULE	OF SCHEDULE	RPI	RPI	RPI	RPI
DIV. I ONLY	7- 16	274	0- 1	279	341	297	297	32	32	
DIV. I NON-CONF.	1- 11	335	0- 1	168	217	320	320	32	32	
TOTALS	RPI 1-25	RPI 26-50	W-L RECORDS	RPI 51-100	RPI 101-150	RPI 150+				
7- 16	0- 1	0- 1	OVERALL	0- 2	0- 3	7- 9				
4- 4	0- 0	0- 0	HOME	0- 0	0- 0	4- 4				
3- 9	0- 0	0- 1	AWAY	0- 2	0- 2	3- 4				
0- 3	0- 1	0- 0	NEUTRAL	0- 0	0- 1	0- 1				
1- 11	0- 1	0- 1	NON-CONFERENCE	0- 2	0- 3	1- 4				
1- 2	0- 0	0- 0	HOME	0- 0	0- 0	1- 2				
0- 6	0- 0	0- 1	AWAY	0- 2	0- 2	0- 1				
0- 3	0- 1	0- 0	NEUTRAL	0- 0	0- 1	0- 1				
6- 5	0- 0	0- 0	CONFERENCE	0- 0	0- 0	6- 5				
3- 2	0- 0	0- 0	HOME	0- 0	0- 0	3- 2				
3- 3	0- 0	0- 0	AWAY	0- 0	0- 0	3- 3				
0- 0	0- 0	0- 0	NEUTRAL	0- 0	0- 0	0- 0				

RPI S	Opponent	Score	RPI S	Opponent	Score	RPI S	Opponent	Score	RPI S	Opponent	Score	Team's RPI: 297
17 N	Maryland	44 68	49 A	Michigan	47 70	61 A	SFA	42 69	107 A	Hartford	59 80	
						65 A	West Virginia	37 72	108 N	Georgia	33 60	
									127 A	Western Ky.	43 90	
									176 H	UMES	68 73	
									220 A	N.C. A&T	29 62	
									230 A	Howard	56 79	
									235 N	Niagara	57 67	
									239 H	Bethune-Cookman	69 73	
									304 H	Central Conn. St.	36 60	
									306 A	South Carolina St.	63 61	
									306 H	South Carolina St.	62 51	
									311 H	UMBC	68 73	
									318 A	FIU	50 59	
									325 H	UMass Lowell	61 49	
									327 A	Coppin St.	74 57	
									341 A	N.C. Central	65 62	
									345 A	Savannah St.	35 53	
									345 H	Savannah St.	63 47	
									349 H	Florida A&M	75 71	
LAST 12 Division I GAMES:												
235 N	Niagara	57 67	341 A	N.C. Central	65 62							
345 A	Savannah St.	35 53	220 A	N.C. A&T	29 62							
306 A	South Carolina St.	63 61	230 A	Howard	56 79							
327 A	Coppin St.	74 57	306 H	South Carolina St.	62 51							
349 H	Florida A&M	75 71	345 H	Savannah St.	63 47							
239 H	Bethune-Cookman	69 73	176 H	UMES	68 73							

Non-Div I Games: Lincoln (PA) 46 51 Washington Adventis60 43

Morgan St.

Loss, Non-Conf, S Site, H Home A Away N Neutral

Average RPI Win: 259				WON-LOST	WINNING	LAST 10	STRENGTH OF	OPP. STRENGTH	TEAM	ADJ.	CONF.	ADJ CONF.
Average RPI Loss: 207				RECORD	PCT. RANK	GAMES	SCHEDULE	OF SCHEDULE	RPI	RPI	RPI	RPI
DIV. I ONLY				9- 12	218	0- 1	306	332	265	265	31	31
DIV. I NON-CONF.				5- 5	162	0- 0	148	252	136	136	31	31
TOTALS		RPI 1-25		RPI 26-50		W-L RECORDS		RPI 51-100		RPI 101-150		RPI 150+
9- 12	0- 0			0- 1	OVERALL		1- 1	1- 0		7- 10		
5- 3	0- 0			0- 0	HOME		1- 0	1- 0		3- 3		
4- 9	0- 0			0- 1	AWAY		0- 1	0- 0		4- 7		
0- 0	0- 0			0- 0	NEUTRAL		0- 0	0- 0		0- 0		
5- 5	0- 0			0- 1	NON-CONFERENCE		1- 1	1- 0		3- 3		
2- 1	0- 0			0- 0	HOME		1- 0	1- 0		0- 1		
3- 4	0- 0			0- 1	AWAY		0- 1	0- 0		3- 2		
0- 0	0- 0			0- 0	NEUTRAL		0- 0	0- 0		0- 0		
4- 7	0- 0			0- 0	CONFERENCE		0- 0	0- 0		4- 7		
3- 2	0- 0			0- 0	HOME		0- 0	0- 0		3- 2		
1- 5	0- 0			0- 0	AWAY		0- 0	0- 0		1- 5		
0- 0	0- 0			0- 0	NEUTRAL		0- 0	0- 0		0- 0		

RPI 1-25				RPI 26-50				RPI 51-100				RPI 101+ Team's RPI: 265			
RPI	S	Opponent	Score	RPI	S	Opponent	Score	RPI	S	Opponent	Score	RPI	S	Opponent	Score
				49	A	Michigan	40 88	68	A	Virginia Tech	51 83	114	H	Towson	87 78
								92	H	Radford	89 77	166	A	Duquesne	64 73
												176	H	UMES	73 86
												178	A	Rider	67 85
												216	A	Robert Morris	58 70
												218	A	Saint Francis (PA)	66 68
												218	H	Saint Francis (PA)	72 83
												226	A	Sacred Heart	41 76
												246	A	Gardner-Webb	69 62
												262	H	St. Francis Brooklyn	78 75
												303	A	Loyola Maryland	77 67
												304	H	Central Conn. St.	84 53
												307	H	Bryant	68 73
												309	A	Wagner	76 92
												311	A	UMBC	65 52
												344	A	Fairleigh Dickinson	63 47
												351	A	LIU Brooklyn	61 71
												351	H	LIU Brooklyn	61 45
LAST 12 Division I GAMES:															
				351	A	LIU Brooklyn	61 71	309	A	Wagner	76 92				
				226	A	Sacred Heart	41 76	304	H	Central Conn. St.	84 53				
				218	H	Saint Francis (PA)	72 83	307	H	Bryant	68 73				
				262	H	St. Francis Brooklyn	78 75	218	A	Saint Francis (PA)	66 68				
				351	H	LIU Brooklyn	61 45	216	A	Robert Morris	58 70				
				344	A	Fairleigh Dickinson	63 47	92	H	Radford	89 77				

Non-Div I Games: Washington Col. 74 50

Mt. St. Mary's

Loss, Non-Conf, S Site, H Home A Away N Neutral

Average RPI Win:	283	WON-LOST	WINNING	LAST 10	STRENGTH OF	OPP. STRENGTH	TEAM	ADJ.	CONF.	ADJ CONF.
Average RPI Loss:	160	RECORD	PCT. RANK	GAMES	SCHEDULE	OF SCHEDULE	RPI	RPI	RPI	RPI
DIV. I ONLY	8- 14	248	1- 0	296	210	283	283	22	22	
DIV. I NON-CONF.	2- 7	288	0- 0	257	139	313	313	21	21	
TOTALS	RPI 1-25	RPI 26-50	W-L RECORDS	RPI 51-100	RPI 101-150	RPI 150+				
8- 14	0- 1	0- 1	OVERALL	0- 2	0- 3	8- 7				
5- 5	0- 0	0- 0	HOME	0- 1	0- 1	5- 3				
3- 9	0- 1	0- 1	AWAY	0- 1	0- 2	3- 4				
0- 0	0- 0	0- 0	NEUTRAL	0- 0	0- 0	0- 0				
2- 7	0- 1	0- 1	NON-CONFERENCE	0- 1	0- 0	2- 4				
2- 2	0- 0	0- 0	HOME	0- 0	0- 0	2- 2				
0- 5	0- 1	0- 1	AWAY	0- 1	0- 0	0- 2				
0- 0	0- 0	0- 0	NEUTRAL	0- 0	0- 0	0- 0				
6- 7	0- 0	0- 0	CONFERENCE	0- 1	0- 3	6- 3				
3- 3	0- 0	0- 0	HOME	0- 1	0- 1	3- 1				
3- 4	0- 0	0- 0	AWAY	0- 0	0- 2	3- 2				
0- 0	0- 0	0- 0	NEUTRAL	0- 0	0- 0	0- 0				

RPI 1-25				RPI 26-50				RPI 51-100				RPI 101+ Team's RPI: 283			
RPI	S	Opponent	Score	RPI	S	Opponent	Score	RPI	S	Opponent	Score	RPI	S	Opponent	Score
22	A	Kentucky	49 88	45	A	Butler	65 86	53	A	Tennessee	77 98	128	A	Tennessee Tech	65 74
								69	H	Belmont	58 65	132	A	UT Martin	67 75
												135	H	Morehead St.	61 83
												165	H	Southern Ill.	59 65
												183	A	Arkansas St.	63 74
												184	A	Illinois	52 84
												202	A	Jacksonville St.	64 59
												221	A	Southeast Mo. St.	64 59
												250	A	SIUE	54 71
												250	H	SIUE	81 75
												276	A	Eastern Ill.	67 75
												276	H	Eastern Ill.	60 51
												290	H	Tennessee St.	61 65
												302	H	Alabama A&M	53 59
												324	H	Lipscomb	97 61
												330	A	Eastern Ky.	76 63
												330	H	Eastern Ky.	81 63
												334	H	Evansville	81 53
LAST 12 Division I GAMES:															
330	A	Eastern Ky.	76 63	69	H	Belmont	58 65	250	A	SIUE	54 71				
250	H	SIUE	81 75	276	A	Eastern Ill.	67 75	221	A	Southeast Mo. St.	64 59				
276	H	Eastern Ill.	60 51	132	A	UT Martin	67 75	330	H	Eastern Ky.	81 63				
128	A	Tennessee Tech	65 74												
202	A	Jacksonville St.	64 59												
290	H	Tennessee St.	61 65												

Non-Div I Games: Oakland City 113 55 Bethel (TN) 86 50

Murray St.

■ Loss,
 ■ Non-Conf, S Site,
 ■ Home
 ■ Away
 N Neutral

Average RPI Win:	295	WON-LOST	WINNING	LAST 10	STRENGTH OF	OPP. STRENGTH	TEAM	ADJ.	CONF.	ADJ CONF.
Average RPI Loss:	142	RECORD	PCT. RANK	GAMES	SCHEDULE	OF SCHEDULE	RPI	RPI	RPI	RPI
DIV. I ONLY	12- 9	131	0- 1	338	282	220	220	32	32	
DIV. I NON-CONF.	2- 9	297	0- 1	266	133	294	294	32	32	
TOTALS	RPI 1-25	RPI 26-50	W-L RECORDS	RPI 51-100	RPI 101-150	RPI 150+				
12- 9	0- 0	0- 0	OVERALL	0- 3	0- 3	12- 3				
4- 3	0- 0	0- 0	HOME	0- 0	0- 3	4- 0				
8- 4	0- 0	0- 0	AWAY	0- 1	0- 0	8- 3				
0- 2	0- 0	0- 0	NEUTRAL	0- 2	0- 0	0- 0				
2- 9	0- 0	0- 0	NON-CONFERENCE	0- 3	0- 3	2- 3				
0- 3	0- 0	0- 0	HOME	0- 0	0- 3	0- 0				
2- 4	0- 0	0- 0	AWAY	0- 1	0- 0	2- 3				
0- 2	0- 0	0- 0	NEUTRAL	0- 2	0- 0	0- 0				
10- 0	0- 0	0- 0	CONFERENCE	0- 0	0- 0	10- 0				
4- 0	0- 0	0- 0	HOME	0- 0	0- 0	4- 0				
6- 0	0- 0	0- 0	AWAY	0- 0	0- 0	6- 0				
0- 0	0- 0	0- 0	NEUTRAL	0- 0	0- 0	0- 0				

RPI S	Opponent	Score	RPI S	Opponent	Score	RPI S	Opponent	Score	RPI S	Opponent	Score	Team's RPI: 220
						73 N	Maine	52 58	101 H	VCU	48 54	
						75 N	Yale	49 59	135 H	Morehead St.	67 72	
						100 A	Virginia	57 67	141 H	Akron	36 49	
									176 A	UMES	51 49	
									176 H	UMES	70 58	
									193 A	Elon	64 73	
									206 A	Navy	49 72	
									239 A	Bethune-Cookman	72 48	
									254 A	ETSU	56 61	
									295 A	Fla. Atlantic	67 65	
									297 H	Morgan St.	62 29	
									306 A	South Carolina St.	58 44	
									327 H	Coppin St.	66 42	
									339 A	Western Caro.	69 51	
									341 A	N.C. Central	52 49	
									346 A	Delaware St.	67 47	
									346 H	Delaware St.	72 49	
									349 A	Florida A&M	56 48	
LAST 12 Division I GAMES:												
			75 N	Yale	49 59	327 H	Coppin St.	66 42				
			176 H	UMES	70 58	297 H	Morgan St.	62 29				
			346 H	Delaware St.	72 49	176 A	UMES	51 49				
			239 A	Bethune-Cookman	72 48	346 A	Delaware St.	67 47				
			349 A	Florida A&M	56 48	306 A	South Carolina St.	58 44				
			341 A	N.C. Central	52 49	295 A	Fla. Atlantic	67 65				

Non-Div I Games: Winston-Salem 60 56 Johnson C. Smith 50 53

N.C. A&T

Loss, Non-Conf, S Site, H Home A Away N Neutral

N.C. Central

Through Games Of Feb. 14, 2019

Average RPI Win:	326	WON-LOST	WINNING	LAST 10	STRENGTH OF	OPP. STRENGTH	TEAM	ADJ.	CONF.	ADJ CONF.
Average RPI Loss:	212	RECORD	PCT. RANK	GAMES	SCHEDULE	OF SCHEDULE	RPI	RPI	RPI	RPI
DIV. I ONLY	6- 17	297	1- 0	346	334	341	341	32	32	
DIV. I NON-CONF.	2- 10	311	0- 0	281	289	341	341	32	32	
TOTALS	RPI 1-25	RPI 26-50	W-L RECORDS	RPI 51-100	RPI 101-150	RPI 150+				
6- 17	0- 1	0- 0	OVERALL	0- 0	0- 3	6- 13				
4- 8	0- 0	0- 0	HOME	0- 0	0- 1	4- 7				
2- 8	0- 1	0- 0	AWAY	0- 0	0- 2	2- 5				
0- 1	0- 0	0- 0	NEUTRAL	0- 0	0- 0	0- 1				
2- 10	0- 1	0- 0	NON-CONFERENCE	0- 0	0- 3	2- 6				
2- 4	0- 0	0- 0	HOME	0- 0	0- 1	2- 3				
0- 5	0- 1	0- 0	AWAY	0- 0	0- 2	0- 2				
0- 1	0- 0	0- 0	NEUTRAL	0- 0	0- 0	0- 1				
4- 7	0- 0	0- 0	CONFERENCE	0- 0	0- 0	4- 7				
2- 4	0- 0	0- 0	HOME	0- 0	0- 0	2- 4				
2- 3	0- 0	0- 0	AWAY	0- 0	0- 0	2- 3				
0- 0	0- 0	0- 0	NEUTRAL	0- 0	0- 0	0- 0				

RPI 1-25				RPI 26-50				RPI 51-100				RPI 101+ Team's RPI: 341			
RPI	S	Opponent	Score	RPI	S	Opponent	Score	RPI	S	Opponent	Score	RPI	S	Opponent	Score
12	A	Iowa	39 106									106	H	UNCW	82 89
												130	A	High Point	69 80
												136	A	Georgia St.	54 65
												176	A	UMES	49 59
												176	H	UMES	61 69
												192	H	Coastal Caro.	66 89
												193	H	Elon	54 83
												220	H	N.C. A&T	49 52
												231	A	Memphis	56 77
												239	A	Bethune-Cookman	54 72
												239	H	Bethune-Cookman	50 67
												271	A	Winthrop	41 66
												281	H	Wofford	66 59
												297	H	Morgan St.	62 65
												305	N	Kennesaw St.	54 78
												308	H	UNC Greensboro	66 57
												327	H	Coppin St.	62 57
												343	H	USC Upstate	63 82
												345	A	Savannah St.	71 67
												346	A	Delaware St.	61 71
												346	H	Delaware St.	65 64
												349	A	Florida A&M	64 57
LAST 12 Division I GAMES:															
346	H	Delaware St.	65 64	297	H	Morgan St.	62 65								
176	H	UMES	61 69	327	H	Coppin St.	62 57								
349	A	Florida A&M	64 57	346	A	Delaware St.	61 71								
239	A	Bethune-Cookman	54 72	176	A	UMES	49 59								
345	A	Savannah St.	71 67	239	H	Bethune-Cookman	50 67								
220	H	N.C. A&T	49 52	231	A	Memphis	56 77								

Non-Div I Games: Wilberforce 55 49

N.C. Central

Loss, Non-Conf, S Site, H Home A Away N Neutral

Average RPI Win:	96	WON-LOST	WINNING	LAST 10	STRENGTH OF	OPP. STRENGTH	TEAM	ADJ.	CONF.	ADJ CONF.
Average RPI Loss:	24	RECORD	PCT. RANK	GAMES	SCHEDULE	OF SCHEDULE	RPI	RPI	RPI	RPI
DIV. I ONLY	22- 2	6	1- 0	34	5	8	8	1	1	
DIV. I NON-CONF.	13- 0	1	0- 0	36	32	8	8	1	1	
TOTALS	RPI 1-25	RPI 26-50	W-L RECORDS	RPI 51-100	RPI 101-150	RPI 150+				
22- 2	2- 1	3- 1	OVERALL	9- 0	4- 0	4- 0				
13- 1	0- 0	2- 1	HOME	7- 0	1- 0	3- 0				
7- 1	1- 1	1- 0	AWAY	2- 0	3- 0	0- 0				
2- 0	1- 0	0- 0	NEUTRAL	0- 0	0- 0	1- 0				
13- 0	1- 0	1- 0	NON-CONFERENCE	6- 0	1- 0	4- 0				
9- 0	0- 0	1- 0	HOME	5- 0	0- 0	3- 0				
2- 0	0- 0	0- 0	AWAY	1- 0	1- 0	0- 0				
2- 0	1- 0	0- 0	NEUTRAL	0- 0	0- 0	1- 0				
9- 2	1- 1	2- 1	CONFERENCE	3- 0	3- 0	0- 0				
4- 1	0- 0	1- 1	HOME	2- 0	1- 0	0- 0				
5- 1	1- 1	1- 0	AWAY	1- 0	2- 0	0- 0				
0- 0	0- 0	0- 0	NEUTRAL	0- 0	0- 0	0- 0				

RPI	S	Opponent	Score	RPI	S	Opponent	Score	RPI	S	Opponent	Score	RPI	S	Opponent	Score
10	A	Syracuse	77 73	29	H	North Carolina	51 64	68	H	Virginia Tech	70 61	105	A	Boston College	85 69
18	A	Florida St.	70 75	43	A	Georgia Tech	68 60	69	H	Belmont	77 62	117	A	Wake Forest	59 50
24	N	Michigan St.	78 74	46	H	Clemson	54 51	70	H	Old Dominion	85 56	121	H	Pittsburgh	63 34
				49	H	Michigan	66 55	73	H	Maine	84 46	144	A	Chattanooga	78 58
								81	H	Kent St.	78 61	154	H	Davidson	75 45
								85	H	Duke	63 51	179	H	Hampton	83 51
								90	A	Georgetown	76 65	187	H	Vanderbilt	74 54
								92	H	Radford	75 58	208	N	George Washington	69 61
								100	A	Virginia	66 38				
LAST 12 Division I GAMES:															
10	A	Syracuse	77 73	68	H	Virginia Tech	70 61								
18	A	Florida St.	70 75	100	A	Virginia	66 38								
29	H	North Carolina	51 64	121	H	Pittsburgh	63 34								
117	A	Wake Forest	59 50	105	A	Boston College	85 69								
43	A	Georgia Tech	68 60	85	H	Duke	63 51								
46	H	Clemson	54 51	154	H	Davidson	75 45								

Non-Div I Games:

NC State

■ Loss,
 ■ Non-Conf, S Site,
 ■ Home
 ■ Away
 N Neutral

Average RPI Win:	315	WON-LOST	WINNING	LAST 10	STRENGTH OF	OPP. STRENGTH	TEAM	ADJ.	CONF.	ADJ CONF.
Average RPI Loss:	184	RECORD	PCT. RANK	GAMES	SCHEDULE	OF SCHEDULE	RPI	RPI	RPI	RPI
DIV. I ONLY	5- 18	311	0- 1	247	315	314	314	24	24	
DIV. I NON-CONF.	3- 10	278	0- 0	288	337	314	314	26	26	
TOTALS	RPI 1-25	RPI 26-50	W-L RECORDS	RPI 51-100	RPI 101-150	RPI 150+				
5- 18	0- 0	0- 0	OVERALL	0- 5	0- 3	5- 10				
3- 7	0- 0	0- 0	HOME	0- 2	0- 2	3- 3				
2- 11	0- 0	0- 0	AWAY	0- 3	0- 1	2- 7				
0- 0	0- 0	0- 0	NEUTRAL	0- 0	0- 0	0- 0				
3- 10	0- 0	0- 0	NON-CONFERENCE	0- 3	0- 1	3- 6				
1- 4	0- 0	0- 0	HOME	0- 1	0- 1	1- 2				
2- 6	0- 0	0- 0	AWAY	0- 2	0- 0	2- 4				
0- 0	0- 0	0- 0	NEUTRAL	0- 0	0- 0	0- 0				
2- 8	0- 0	0- 0	CONFERENCE	0- 2	0- 2	2- 4				
2- 3	0- 0	0- 0	HOME	0- 1	0- 1	2- 1				
0- 5	0- 0	0- 0	AWAY	0- 1	0- 1	0- 3				
0- 0	0- 0	0- 0	NEUTRAL	0- 0	0- 0	0- 0				

RPI 1-25				RPI 26-50				RPI 51-100				RPI 101+				Team's RPI: 314	
RPI	S	Opponent	Score	RPI	S	Opponent	Score	RPI	S	Opponent	Score	RPI	S	Opponent	Score		
								65	A	West Virginia	50	95	107	H	Hartford	53	84
								71	A	Penn	42	85	139	A	North Ala.	60	72
								72	A	FGCU	42	61	139	H	North Ala.	54	77
								72	H	FGCU	35	67	178	A	Rider	46	67
								81	H	Kent St.	40	57	206	A	Stetson	48	74
													221	H	Southeast Mo. St.	58	68
													230	A	Howard	57	77
													243	A	Liberty	47	58
													248	H	Jacksonville	56	61
													256	A	Colgate	71	53
													267	H	Vermont	63	71
													305	A	Kennesaw St.	47	70
													305	H	Kennesaw St.	66	60
													324	H	Lipscomb	80	67
													328	A	Saint Peter's	57	70
													339	H	Western Caro.	79	71
													344	A	Fairleigh Dickinson	43	64
													351	A	LIU Brooklyn	72	51
LAST 12 Division I GAMES:																	
				72	A	FGCU	42	61	248	H	Jacksonville	56	61				
				305	A	Kennesaw St.	47	70	324	H	Lipscomb	80	67				
				243	A	Liberty	47	58	139	A	North Ala.	60	72				
				72	H	FGCU	35	67	305	H	Kennesaw St.	66	60				
				139	H	North Ala.	54	77	107	H	Hartford	53	84				
				206	A	Stetson	48	74	81	H	Kent St.	40	57				

Non-Div I Games:

NJIT

■ Loss,
 ■ Non-Conf,
 ■ S Site,
 ■ H Home
 ■ A Away
 N Neutral

Average RPI Win: 241	WON-LOST	WINNING	LAST 10	STRENGTH OF	OPP. STRENGTH	TEAM	ADJ.	CONF.	ADJ CONF.
Average RPI Loss: 172	RECORD	PCT. RANK	GAMES	SCHEDULE	OF SCHEDULE	RPI	RPI	RPI	RPI
DIV. I ONLY	8- 13	241	0- 1	135	299	206	206	18	18
DIV. I NON-CONF.	4- 5	190	0- 0	127	330	183	183	22	22
TOTALS	RPI 1-25	RPI 26-50	W-L RECORDS	RPI 51-100	RPI 101-150	RPI 150+			
8- 13	0- 0	0- 1	OVERALL	0- 2	0- 3	8- 7			
4- 6	0- 0	0- 1	HOME	0- 2	0- 2	4- 1			
4- 7	0- 0	0- 0	AWAY	0- 0	0- 1	4- 6			
0- 0	0- 0	0- 0	NEUTRAL	0- 0	0- 0	0- 0			
4- 5	0- 0	0- 0	NON-CONFERENCE	0- 1	0- 2	4- 2			
2- 2	0- 0	0- 0	HOME	0- 1	0- 1	2- 0			
2- 3	0- 0	0- 0	AWAY	0- 0	0- 1	2- 2			
0- 0	0- 0	0- 0	NEUTRAL	0- 0	0- 0	0- 0			
4- 8	0- 0	0- 1	CONFERENCE	0- 1	0- 1	4- 5			
2- 4	0- 0	0- 1	HOME	0- 1	0- 1	2- 1			
2- 4	0- 0	0- 0	AWAY	0- 0	0- 0	2- 4			
0- 0	0- 0	0- 0	NEUTRAL	0- 0	0- 0	0- 0			

RPI S	Opponent	Score	RPI S	Opponent	Score	RPI S	Opponent	Score	RPI S	Opponent	Score	Team's RPI: 206
			41	H Bucknell	43 77	71	H Penn	61 65	137	H Boston U.	35 49	
						99	H American	45 58	140	A Colorado	43 59	
									146	H Marist	48 72	
									152	A Lehigh	55 66	
									152	H Lehigh	38 56	
									178	A Rider	66 60	
									205	A Holy Cross	44 47	
									205	H Holy Cross	54 47	
									214	A Monmouth	67 68	
									220	H N.C. A&T	72 49	
									245	H Saint Joseph's	49 48	
									256	A Colgate	62 49	
									256	H Colgate	67 52	
									266	A Air Force	54 47	
									269	A Norfolk St.	58 65	
									291	A Army West Point	52 55	
									303	A Loyola Maryland	58 46	
									321	A Lafayette	42 55	
LAST 12 Division I GAMES:												
205	A	Holy Cross	44	47	291	A	Army West Point	52	55			
256	H	Colgate	67	52	205	H	Holy Cross	54	47			
152	A	Lehigh	55	66	256	A	Colgate	62	49			
41	H	Bucknell	43	77	99	H	American	45	58			
137	H	Boston U.	35	49	152	H	Lehigh	38	56			
321	A	Lafayette	42	55	303	A	Loyola Maryland	58	46			

Non-Div I Games: Catholic 81 36

Navy

Average RPI Win: 147		WON-LOST	WINNING	LAST 10	STRENGTH OF	OPP. STRENGTH	TEAM	ADJ.	CONF.	ADJ CONF.
Average RPI Loss: 57		RECORD	PCT. RANK	GAMES	SCHEDULE	OF SCHEDULE	RPI	RPI	RPI	RPI
DIV. I ONLY		11- 14	210	0- 1	22	39	94	94	4	4
DIV. I NON-CONF.		5- 6	177	0- 0	99	38	150	150	6	6
TOTALS		RPI 1-25	RPI 26-50	W-L RECORDS		RPI 51-100	RPI 101-150	RPI 150+		
11- 14	0- 6	1- 3		OVERALL		4- 2	2- 2	4- 1		
7- 5	0- 2	1- 2		HOME		1- 1	2- 0	3- 0		
3- 9	0- 4	0- 1		AWAY		2- 1	0- 2	1- 1		
1- 0	0- 0	0- 0		NEUTRAL		1- 0	0- 0	0- 0		
5- 6	0- 3	0- 0		NON-CONFERENCE		1- 1	1- 2	3- 0		
4- 1	0- 1	0- 0		HOME		0- 0	1- 0	3- 0		
0- 5	0- 2	0- 0		AWAY		0- 1	0- 2	0- 0		
1- 0	0- 0	0- 0		NEUTRAL		1- 0	0- 0	0- 0		
6- 8	0- 3	1- 3		CONFERENCE		3- 1	1- 0	1- 1		
3- 4	0- 1	1- 2		HOME		1- 1	1- 0	0- 0		
3- 4	0- 2	0- 1		AWAY		2- 0	0- 0	1- 1		
0- 0	0- 0	0- 0		NEUTRAL		0- 0	0- 0	0- 0		

RPI S	Opponent	Score	RPI S	Opponent	Score	RPI S	Opponent	Score	RPI S	Opponent	Score
3	A Louisville	68 85	26	H Rutgers	56 62	66	A Purdue	84 64	102	H Minnesota	63 57
12	A Iowa	71 77	44	H Indiana	78 82	66	H Purdue	67 61	115	A Creighton	65 74
17	A Maryland	63 89	49	A Michigan	61 67	84	A Arkansas	80 84	124	A Washington St.	84 87
17	H Maryland	63 81	49	H Michigan	70 56	89	H Northwestern	54 58	131	H Kansas	58 52
20	H Drake	77 83				91	A Ohio St.	78 69	173	H Denver	96 71
21	A Miami (FL)	68 82				92	N Radford	77 39	175	A Wisconsin	69 70
									184	A Illinois	77 67
									316	H San Jose St.	96 63
									343	H USC Upstate	87 64
LAST 12 Division I GAMES:											
17	A Maryland	63 89	89	H Northwestern	54 58						
66	H Purdue	67 61	102	H Minnesota	63 57						
49	A Michigan	61 67	184	A Illinois	77 67						
44	H Indiana	78 82	26	H Rutgers	56 62						
66	A Purdue	84 64	17	H Maryland	63 81						
175	A Wisconsin	69 70	12	A Iowa	71 77						

Non-Div I Games:

Nebraska

■ Loss,
■ Non-Conf, S Site,
■ Home
■ Away
N Neutral

Average RPI Win: 269	WON-LOST	WINNING	LAST 10	STRENGTH OF	OPP. STRENGTH	TEAM	ADJ.	CONF.	ADJ CONF.
Average RPI Loss: 112	RECORD	PCT. RANK	GAMES	SCHEDULE	OF SCHEDULE	RPI	RPI	RPI	RPI
DIV. I ONLY	7- 14	261	0- 1	164	132	238	238	15	15
DIV. I NON-CONF.	3- 7	256	0- 1	221	96	284	284	13	13
TOTALS	RPI 1-25	RPI 26-50	W-L RECORDS	RPI 51-100	RPI 101-150	RPI 150+			
7- 14	0- 0	0- 0	OVERALL	0- 8	0- 3	7- 3			
4- 7	0- 0	0- 0	HOME	0- 4	0- 3	4- 0			
3- 5	0- 0	0- 0	AWAY	0- 2	0- 0	3- 3			
0- 2	0- 0	0- 0	NEUTRAL	0- 2	0- 0	0- 0			
3- 7	0- 0	0- 0	NON-CONFERENCE	0- 4	0- 2	3- 1			
2- 4	0- 0	0- 0	HOME	0- 2	0- 2	2- 0			
1- 1	0- 0	0- 0	AWAY	0- 0	0- 0	1- 1			
0- 2	0- 0	0- 0	NEUTRAL	0- 2	0- 0	0- 0			
4- 7	0- 0	0- 0	CONFERENCE	0- 4	0- 1	4- 2			
2- 3	0- 0	0- 0	HOME	0- 2	0- 1	2- 0			
2- 4	0- 0	0- 0	AWAY	0- 2	0- 0	2- 2			
0- 0	0- 0	0- 0	NEUTRAL	0- 0	0- 0	0- 0			

N
e
v
a
d
aN
e
v
a
d
a

RPI 1-25			RPI 26-50			RPI 51-100			RPI 101+			Team's RPI: 238
RPI	S	Opponent	Score	RPI	S	Opponent	Score	RPI	S	Opponent	Score	
						52 H Utah	52 74	110 H Fresno St.		63 79		
						54 A New Mexico	74 85	140 H Colorado		52 65		
						54 H New Mexico	64 66	149 H Texas Tech		67 86		
						55 H Southern California	51 72	185 A Santa Clara		48 56		
						56 A Boise St.	65 80	201 H UNLV		70 62		
						56 H Boise St.	74 75	213 A Utah St.		76 79		
						82 N UC Davis	68 84	242 H Hawaii		79 78		
						98 N Northern Ill.	69 98	258 A Colorado St.		62 38		
								258 H Colorado St.		68 57		
								263 A Long Beach St.		76 67		
								266 A Air Force		74 79		
								316 A San Jose St.		52 49		
								342 H Seattle U		67 54		
LAST 12 Division I GAMES:												
						98 N Northern Ill.	69 98	266 A Air Force		74 79		
						54 A New Mexico	74 85	56 H Boise St.		74 75		
						258 H Colorado St.	68 57	110 H Fresno St.		63 79		
						56 A Boise St.	65 80	316 A San Jose St.		52 49		
						201 H UNLV	70 62	54 H New Mexico		64 66		
						258 A Colorado St.	62 38	213 A Utah St.		76 79		

Non-Div I Games: Stanislaus St. 75 52

Nevada

Average RPI Win: 283		WON-LOST	WINNING	LAST 10	STRENGTH OF	OPP. STRENGTH	TEAM	ADJ.	CONF.	ADJ CONF.
Average RPI Loss: 189		RECORD	PCT. RANK	GAMES	SCHEDULE	OF SCHEDULE	RPI	RPI	RPI	RPI
DIV. I ONLY		5- 19	316	0- 1	261	278	320	320	23	23
DIV. I NON-CONF.		2- 10	311	0- 0	237	293	332	332	25	25
TOTALS	RPI 1-25	RPI 26-50		W-L RECORDS		RPI 51-100	RPI 101-150	RPI 150+		
5- 19	0- 0	0- 0		OVERALL		0- 4	0- 4	5- 11		
3- 8	0- 0	0- 0		HOME		0- 2	0- 1	3- 5		
2- 11	0- 0	0- 0		AWAY		0- 2	0- 3	2- 6		
0- 0	0- 0	0- 0		NEUTRAL		0- 0	0- 0	0- 0		
2- 10	0- 0	0- 0		NON-CONFERENCE		0- 2	0- 3	2- 5		
2- 3	0- 0	0- 0		HOME		0- 1	0- 0	2- 2		
0- 7	0- 0	0- 0		AWAY		0- 1	0- 3	0- 3		
0- 0	0- 0	0- 0		NEUTRAL		0- 0	0- 0	0- 0		
3- 9	0- 0	0- 0		CONFERENCE		0- 2	0- 1	3- 6		
1- 5	0- 0	0- 0		HOME		0- 1	0- 1	1- 3		
2- 4	0- 0	0- 0		AWAY		0- 1	0- 0	2- 3		
0- 0	0- 0	0- 0		NEUTRAL		0- 0	0- 0	0- 0		

RPI 1-25				RPI 26-50				RPI 51-100				RPI 101+				Team's RPI: 320	
RPI	S	Opponent	Score	RPI	S	Opponent	Score	RPI	S	Opponent	Score	RPI	S	Opponent	Score		
								73	A	Maine	46	67	102	A	Minnesota	47	70
								73	H	Maine	45	69	107	H	Hartford	48	66
								80	A	Northeastern	54	69	137	A	Boston U.	39	60
								97	H	Princeton	42	90	148	A	South Fla.	36	79
													162	H	Stony Brook	63	82
													199	H	Dartmouth	42	62
													205	H	Holy Cross	74	62
													226	H	Sacred Heart	60	71
													229	A	Brown	70	76
													234	A	Albany (NY)	41	59
													255	A	Binghamton	54	53
													255	H	Binghamton	62	71
													267	A	Vermont	60	69
													267	H	Vermont	50	51
													304	A	Central Conn. St.	47	56
													307	H	Bryant	79	74
													311	A	UMBC	62	64
													323	A	North Dakota St.	51	56
													325	A	UMass Lowell	56	53
													325	H	UMass Lowell	54	46
LAST 12 Division I GAMES:																	
				267	H	Vermont	50	51	107	H	Hartford	48	66				
				255	A	Binghamton	54	53	267	A	Vermont	60	69				
				325	H	UMass Lowell	54	46	162	H	Stony Brook	63	82				
				73	H	Maine	45	69	325	A	UMass Lowell	56	53				
				234	A	Albany (NY)	41	59	255	H	Binghamton	62	71				
				311	A	UMBC	62	64	73	A	Maine	46	67				

Non-Div I Games:	U New England	68	44
------------------	---------------	----	----

New Hampshire

■ Loss, ■ Non-Conf, S Site, H Home A Away N Neutral

Average RPI Win:	187	WON-LOST	WINNING	LAST 10	STRENGTH OF	OPP. STRENGTH	TEAM	ADJ.	CONF.	ADJ CONF.
Average RPI Loss:	154	RECORD	PCT. RANK	GAMES	SCHEDULE	OF SCHEDULE	RPI	RPI	RPI	RPI
DIV. I ONLY	20- 3	12	1- 0	206	129	54	54	15	15	
DIV. I NON-CONF.	10- 1	17	1- 0	92	157	23	23	13	13	
TOTALS	RPI 1-25	RPI 26-50	W-L RECORDS	RPI 51-100	RPI 101-150	RPI 150+				
20- 3	0- 0	1- 0	OVERALL	1- 1	3- 0	15- 2				
13- 1	0- 0	0- 0	HOME	1- 1	2- 0	10- 0				
7- 2	0- 0	1- 0	AWAY	0- 0	1- 0	5- 2				
0- 0	0- 0	0- 0	NEUTRAL	0- 0	0- 0	0- 0				
10- 1	0- 0	0- 0	NON-CONFERENCE	1- 1	2- 0	7- 0				
7- 1	0- 0	0- 0	HOME	1- 1	1- 0	5- 0				
3- 0	0- 0	0- 0	AWAY	0- 0	1- 0	2- 0				
0- 0	0- 0	0- 0	NEUTRAL	0- 0	0- 0	0- 0				
10- 2	0- 0	1- 0	CONFERENCE	0- 0	1- 0	8- 2				
6- 0	0- 0	0- 0	HOME	0- 0	1- 0	5- 0				
4- 2	0- 0	1- 0	AWAY	0- 0	0- 0	3- 2				
0- 0	0- 0	0- 0	NEUTRAL	0- 0	0- 0	0- 0				

RPI S	Opponent	Score	RPI S	Opponent	Score	RPI S	Opponent	Score	RPI S	Opponent	Score
			48	A Wyoming	78 75	57	H Auburn	76 79	103	A Houston	89 84
						61	H SFA	74 33	107	H Hartford	72 65
									110	H Fresno St.	82 73
									155	A New Mexico St.	75 50
									155	H New Mexico St.	83 58
									158	H Oklahoma	84 80
									177	H Texas St.	82 51
									201	A UNLV	57 66
									201	H UNLV	80 77
									203	A San Diego St.	59 61
									203	H San Diego St.	70 62
									213	A Utah St.	68 64
									225	H Sacramento St.	85 53
									236	A Northern Ariz.	84 55
									238	A Nevada	66 64
									238	H Nevada	85 74
									258	H Colorado St.	70 58
									266	H Air Force	78 57
									270	H UTEP	69 51
									316	A San Jose St.	79 60
LAST 12 Division I GAMES:											
			61	H SFA	74 33	110	H Fresno St.	82 73			
			107	H Hartford	72 65	213	A Utah St.	68 64			
			57	H Auburn	76 79	201	H UNLV	80 77			
			316	A San Jose St.	79 60	48	A Wyoming	78 75			
			238	H Nevada	85 74	203	H San Diego St.	70 62			
			203	A San Diego St.	59 61	258	H Colorado St.	70 58			

Non-Div I Games:

New Mexico

■ Loss,
■ Non-Conf, S Site,
■ Home
■ Away
N Neutral

Non-Conference				Through Games of Feb. 11, 1919						
Average RPI Win:	281	WON-LOST	WINNING	LAST 10	STRENGTH OF	OPP. STRENGTH	TEAM	ADJ.	CONF.	ADJ CONF.
Average RPI Loss:	146	RECORD	PCT. RANK	GAMES	SCHEDULE	OF SCHEDULE	RPI	RPI	RPI	RPI
DIV. I ONLY	16- 6	59	1- 0	300	345	155	155	30	30	
DIV. I NON-CONF.	6- 5	143	1- 0	175	329	154	154	30	30	
TOTALS	RPI 1-25	RPI 26-50	W-L RECORDS	RPI 51-100	RPI 101-150	RPI 150+				
16- 6	0- 0	0- 0	OVERALL	0- 2	0- 1	16- 3				
7- 2	0- 0	0- 0	HOME	0- 1	0- 0	7- 1				
8- 3	0- 0	0- 0	AWAY	0- 1	0- 0	8- 2				
1- 1	0- 0	0- 0	NEUTRAL	0- 0	0- 1	1- 0				
6- 5	0- 0	0- 0	NON-CONFERENCE	0- 2	0- 1	6- 2				
1- 2	0- 0	0- 0	HOME	0- 1	0- 0	1- 1				
4- 2	0- 0	0- 0	AWAY	0- 1	0- 0	4- 1				
1- 1	0- 0	0- 0	NEUTRAL	0- 0	0- 1	1- 0				
10- 1	0- 0	0- 0	CONFERENCE	0- 0	0- 0	10- 1				
6- 0	0- 0	0- 0	HOME	0- 0	0- 0	6- 0				
4- 1	0- 0	0- 0	AWAY	0- 0	0- 0	4- 1				
0- 0	0- 0	0- 0	NEUTRAL	0- 0	0- 0	0- 0				

RPI 1-25				RPI 26-50				RPI 51-100				RPI 101+				Team's RPI: 155	
RPI	S	Opponent	Score	RPI	S	Opponent	Score	RPI	S	Opponent	Score	RPI	S	Opponent	Score		
								54	A	New Mexico	58 83	112	N	South Alabama	67 68		
								54	H	New Mexico	50 75	156	H	Abilene Christian	46 58		
												163	A	UC Riverside	64 65		
												173	H	Denver	66 64		
												223	H	UTRGV	71 63		
												232	A	UMKC	90 86		
												259	H	California Baptist	76 69		
												264	A	A&M-Corpus Christi	67 65		
												270	A	UTEP	69 65		
												277	A	Western Mich.	66 54		
												279	A	CSU Bakersfield	61 59		
												279	H	CSU Bakersfield	61 48		
												285	A	Utah Valley	72 63		
												285	H	Utah Valley	58 52		
												296	A	UC Santa Barbara	81 73		
												337	A	Grand Canyon	51 54		
												337	H	Grand Canyon	81 52		
												342	H	Seattle U	75 55		
												348	A	Chicago St.	87 66		
												350	N	Alcorn	82 64		
LAST 12 Division I GAMES:																	
				350	N	Alcorn	82 64	223	H	UTRGV	71 63						
				285	A	Utah Valley	72 63	285	H	Utah Valley	58 52						
				337	H	Grand Canyon	81 52	342	H	Seattle U	75 55						
				279	H	CSU Bakersfield	61 48	279	A	CSU Bakersfield	61 59						
				348	A	Chicago St.	87 66	337	A	Grand Canyon	51 54						
				232	A	UMKC	90 86	259	H	California Baptist	76 69						

Non-Div I Games:	Tex. Permian Basin	70	38	Northern N.M.	101	51
------------------	--------------------	----	----	---------------	-----	----

New Mexico St.

Loss, Non-Conf, S Site, H Home A Away N Neutral

New Orleans

Through Games Of Feb. 14, 2019

Average RPI Win:	306	WON-LOST	WINNING	LAST 10	STRENGTH OF	OPP. STRENGTH	TEAM	ADJ.	CONF.	ADJ CONF.
Average RPI Loss:	178	RECORD	PCT. RANK	GAMES	SCHEDULE	OF SCHEDULE	RPI	RPI	RPI	RPI
DIV. I ONLY	5- 13	288	0- 0	313	248	315	315	25	25	
DIV. I NON-CONF.	1- 5	311	0- 0	136	87	228	228	23	23	
TOTALS	RPI 1-25	RPI 26-50	W-L RECORDS	RPI 51-100	RPI 101-150	RPI 150+				
5- 13	0- 1	0- 1	OVERALL	0- 2	0- 1	5- 8				
3- 5	0- 0	0- 0	HOME	0- 1	0- 0	3- 4				
2- 8	0- 1	0- 1	AWAY	0- 1	0- 1	2- 4				
0- 0	0- 0	0- 0	NEUTRAL	0- 0	0- 0	0- 0				
1- 5	0- 1	0- 1	NON-CONFERENCE	0- 0	0- 1	1- 2				
0- 1	0- 0	0- 0	HOME	0- 0	0- 0	0- 1				
1- 4	0- 1	0- 1	AWAY	0- 0	0- 1	1- 1				
0- 0	0- 0	0- 0	NEUTRAL	0- 0	0- 0	0- 0				
4- 8	0- 0	0- 0	CONFERENCE	0- 2	0- 0	4- 6				
3- 4	0- 0	0- 0	HOME	0- 1	0- 0	3- 3				
1- 4	0- 0	0- 0	AWAY	0- 1	0- 0	1- 3				
0- 0	0- 0	0- 0	NEUTRAL	0- 0	0- 0	0- 0				

RPI 1-25				RPI 26-50				RPI 51-100				RPI 101+ Team's RPI: 315			
RPI	S	Opponent	Score	RPI	S	Opponent	Score	RPI	S	Opponent	Score	RPI	S	Opponent	Score
21	A	Miami (FL)	38 78	36	A	Rice	56 67	61	A	SFA	38 97	121	A	Pittsburgh	38 90
								67	H	Lamar University	57 79	156	H	Abilene Christian	52 59
												169	A	Xavier	45 61
												181	H	Nicholls St.	62 76
												231	A	Memphis	66 59
												264	A	A&M-Corpus Christi	51 57
												280	H	Central Ark.	60 62
												298	H	La.-Monroe	44 57
												317	A	Incarnate Word	69 81
												317	H	Incarnate Word	58 55
												326	H	McNeese	88 76
												329	A	Northwestern St.	67 62
												329	H	Northwestern St.	84 73
												338	A	Houston Baptist	74 83
LAST 12 Division I GAMES:															
181	H	Nicholls St.	62 76	264	A	A&M-Corpus Christi	51 57								
329	H	Northwestern St.	84 73	61	A	SFA	38 97								
317	H	Incarnate Word	58 55	326	H	McNeese	88 76								
329	A	Northwestern St.	67 62	67	H	Lamar University	57 79								
317	A	Incarnate Word	69 81	338	A	Houston Baptist	74 83								
280	H	Central Ark.	60 62	156	H	Abilene Christian	52 59								

Non-Div I Games: Dillard 68 59 Centenary (LA) 104 42 Trinity Baptist 93 38

New Orleans

Loss, Non-Conf, S Site, H Home A Away N Neutral

Niagara

Through Games Of Feb. 14, 2019

Average RPI Win:	302	WON-LOST	WINNING	LAST 10	STRENGTH OF	OPP. STRENGTH	TEAM	ADJ.	CONF.	ADJ CONF.
Average RPI Loss:	129	RECORD	PCT. RANK	GAMES	SCHEDULE	OF SCHEDULE	RPI	RPI	RPI	RPI
DIV. I ONLY	12- 13	174	1- 0	291	192	235	235	26	26	
DIV. I NON-CONF.	4- 8	241	1- 0	180	100	253	253	27	27	
TOTALS	RPI 1-25	RPI 26-50	W-L RECORDS	RPI 51-100	RPI 101-150	RPI 150+				
12- 13	0- 2	0- 1	OVERALL	0- 4	0- 1	12- 5				
8- 4	0- 0	0- 0	HOME	0- 1	0- 1	8- 2				
3- 8	0- 2	0- 1	AWAY	0- 2	0- 0	3- 3				
1- 1	0- 0	0- 0	NEUTRAL	0- 1	0- 0	1- 0				
4- 8	0- 2	0- 1	NON-CONFERENCE	0- 2	0- 0	4- 3				
3- 2	0- 0	0- 0	HOME	0- 0	0- 0	3- 2				
0- 5	0- 2	0- 1	AWAY	0- 1	0- 0	0- 1				
1- 1	0- 0	0- 0	NEUTRAL	0- 1	0- 0	1- 0				
8- 5	0- 0	0- 0	CONFERENCE	0- 2	0- 1	8- 2				
5- 2	0- 0	0- 0	HOME	0- 1	0- 1	5- 0				
3- 3	0- 0	0- 0	AWAY	0- 1	0- 0	3- 2				
0- 0	0- 0	0- 0	NEUTRAL	0- 0	0- 0	0- 0				

RPI 1-25				RPI 26-50				RPI 51-100				RPI 101+ Team's RPI: 235			
RPI	S	Opponent	Score	RPI	S	Opponent	Score	RPI	S	Opponent	Score	RPI	S	Opponent	Score
10	A	Syracuse	45 94	31	A	Buffalo	61 88	64	A	Quinnipiac	42 62	146	H	Marist	58 87
11	A	Iowa St.	35 95					64	H	Quinnipiac	55 96	214	A	Monmouth	54 76
								65	A	West Virginia	32 84	230	H	Howard	61 68
								75	N	Yale	64 67	233	H	St. Bonaventure	48 76
												245	A	Saint Joseph's	54 68
												255	H	Binghamton	79 72
												256	H	Colgate	74 69
												278	H	Canisius	74 52
												293	A	Fairfield	54 55
												293	H	Fairfield	71 68
												297	N	Morgan St.	67 57
												301	A	Manhattan	58 54
												301	H	Manhattan	61 51
												327	H	Coppin St.	71 69
												328	A	Saint Peter's	75 66
												328	H	Saint Peter's	81 57
												331	A	Iona	58 46
												331	H	Iona	72 53
LAST 12 Division I GAMES:															
297	N	Morgan St.	67 57	328	H	Saint Peter's	81 57								
75	N	Yale	64 67	214	A	Monmouth	54 76								
278	H	Canisius	74 52	301	A	Manhattan	58 54								
293	A	Fairfield	54 55	293	H	Fairfield	71 68								
64	A	Quinnipiac	42 62	64	H	Quinnipiac	55 96								
331	H	Iona	72 53	331	A	Iona	58 46								

Non-Div I Games:

Niagara

■ Loss,
 ■ Non-Conf,
 ■ S Site,
 ■ Home
 ■ A Away
 N Neutral

Average RPI Win:	293	WON-LOST	WINNING	LAST 10	STRENGTH OF	OPP. STRENGTH	TEAM	ADJ.	CONF.	ADJ CONF.
Average RPI Loss:	119	RECORD	PCT. RANK	GAMES	SCHEDULE	OF SCHEDULE	RPI	RPI	RPI	RPI
DIV. I ONLY	11- 10	157	0- 1	288	222	181	181	25	25	
DIV. I NON-CONF.	4- 6	212	0- 1	197	88	171	171	23	23	
TOTALS	RPI 1-25	RPI 26-50	W-L RECORDS	RPI 51-100	RPI 101-150	RPI 150+				
11- 10	0- 1	0- 0	OVERALL	0- 4	0- 1	11- 4				
5- 1	0- 0	0- 0	HOME	0- 0	0- 0	5- 1				
5- 8	0- 1	0- 0	AWAY	0- 4	0- 1	5- 2				
1- 1	0- 0	0- 0	NEUTRAL	0- 0	0- 0	1- 1				
4- 6	0- 1	0- 0	NON-CONFERENCE	0- 2	0- 1	4- 2				
1- 0	0- 0	0- 0	HOME	0- 0	0- 0	1- 0				
2- 5	0- 1	0- 0	AWAY	0- 2	0- 1	2- 1				
1- 1	0- 0	0- 0	NEUTRAL	0- 0	0- 0	1- 1				
7- 4	0- 0	0- 0	CONFERENCE	0- 2	0- 0	7- 2				
4- 1	0- 0	0- 0	HOME	0- 0	0- 0	4- 1				
3- 3	0- 0	0- 0	AWAY	0- 2	0- 0	3- 1				
0- 0	0- 0	0- 0	NEUTRAL	0- 0	0- 0	0- 0				

RPI 1-25				RPI 26-50				RPI 51-100				RPI 101+ Team's RPI: 181			
RPI	S	Opponent	Score	RPI	S	Opponent	Score	RPI	S	Opponent	Score	RPI	S	Opponent	Score
2	A	Baylor	39 100					57	A	Auburn	59 80	129	A	Tulane	46 71
								60	A	LSU	44 76	153	N	Delaware	56 71
								61	A	SFA	62 70	156	A	Abilene Christian	66 76
								67	A	Lamar University	65 78	177	A	Texas St.	67 72
												211	N	Texas Southern	58 57
												264	H	A&M-Corpus Christi	85 55
												270	A	UTEP	58 56
												280	A	Central Ark.	64 60
												286	A	Southeastern La.	73 66
												298	A	La.-Monroe	55 54
												310	H	Mississippi Val.	72 47
												315	A	New Orleans	76 62
												317	H	Incarinate Word	86 62
												326	H	McNeese	68 69
												329	H	Northwestern St.	97 86
												338	H	Houston Baptist	77 54
LAST 12 Division I GAMES:															
153	N	Delaware	56 71	264	H	A&M-Corpus Christi	85 55								
177	A	Texas St.	67 72	280	A	Central Ark.	64 60								
156	A	Abilene Christian	66 76	326	H	McNeese	68 69								
315	A	New Orleans	76 62	338	H	Houston Baptist	77 54								
286	A	Southeastern La.	73 66	61	A	SFA	62 70								
67	A	Lamar University	65 78	317	H	Incarinate Word	86 62								

Non-Div I Games: Southern-N.O. 86 49 William Carey 86 45

Nicholls St.

Loss, Non-Conf, S Site, H Home A Away N Neutral

Norfolk St.

Through Games Of Feb. 14, 2019

Average RPI Win:	305	WON-LOST	WINNING	LAST 10	STRENGTH OF	OPP. STRENGTH	TEAM	ADJ.	CONF.	ADJ CONF.
Average RPI Loss:	182	RECORD	PCT. RANK	GAMES	SCHEDULE	OF SCHEDULE	RPI	RPI	RPI	RPI
DIV. I ONLY	10- 11	184	1- 0	340	312	269	269	32	32	
DIV. I NON-CONF.	3- 8	267	1- 0	283	161	305	305	32	32	
TOTALS	RPI 1-25	RPI 26-50	W-L RECORDS	RPI 51-100	RPI 101-150	RPI 150+				
10- 11	0- 0	0- 0	OVERALL	0- 1	0- 2	10- 8				
5- 3	0- 0	0- 0	HOME	0- 0	0- 0	5- 3				
4- 8	0- 0	0- 0	AWAY	0- 1	0- 2	4- 5				
1- 0	0- 0	0- 0	NEUTRAL	0- 0	0- 0	1- 0				
3- 8	0- 0	0- 0	NON-CONFERENCE	0- 1	0- 2	3- 5				
2- 2	0- 0	0- 0	HOME	0- 0	0- 0	2- 2				
0- 6	0- 0	0- 0	AWAY	0- 1	0- 2	0- 3				
1- 0	0- 0	0- 0	NEUTRAL	0- 0	0- 0	1- 0				
7- 3	0- 0	0- 0	CONFERENCE	0- 0	0- 0	7- 3				
3- 1	0- 0	0- 0	HOME	0- 0	0- 0	3- 1				
4- 2	0- 0	0- 0	AWAY	0- 0	0- 0	4- 2				
0- 0	0- 0	0- 0	NEUTRAL	0- 0	0- 0	0- 0				

RPI 1-25			RPI 26-50			RPI 51-100			RPI 101+			Team's RPI: 269
RPI	S	Opponent	Score	RPI	S	Opponent	Score	RPI	S	Opponent	Score	
						70 A Old Dominion	53 69			117 A Wake Forest	61 63	
										130 A High Point	51 83	
										152 A Lehigh	41 62	
										164 H William & Mary	44 55	
										176 H UMES	43 59	
										198 A Ole Miss	42 60	
										206 H Navy	65 58	
										230 A Howard	70 74	
										237 H Campbell	49 57	
										239 A Bethune-Cookman	58 65	
										239 H Bethune-Cookman	57 50	
										243 N Liberty	66 53	
										287 A La Salle	52 62	
										306 A South Carolina St.	57 50	
										327 A Coppin St.	68 63	
										340 H Longwood	74 42	
										345 A Savannah St.	78 42	
										346 H Delaware St.	63 50	
										349 A Florida A&M	69 45	
										349 H Florida A&M	60 58	
LAST 12 Division I GAMES:												
						243 N Liberty	66 53			345 A Savannah St.	78 42	
						349 A Florida A&M	69 45			239 H Bethune-Cookman	57 50	
						239 A Bethune-Cookman	58 65			327 A Coppin St.	68 63	
						230 A Howard	70 74			349 H Florida A&M	60 58	
						176 H UMES	43 59			346 H Delaware St.	63 50	
						306 A South Carolina St.	57 50			117 A Wake Forest	61 63	

Non-Div I Games: Cheyney 93 40 Saint Augustine's 71 38

Norfolk St.

 Loss,
 Non-Conf,
 S Site,
 H Home
 A Away
N Neutral

Average RPI Win:	274	WON-LOST	WINNING	LAST 10	STRENGTH OF	OPP. STRENGTH	TEAM	ADJ.	CONF.	ADJ CONF.
Average RPI Loss:	104	RECORD	PCT. RANK	GAMES	SCHEDULE	OF SCHEDULE	RPI	RPI	RPI	RPI
DIV. I ONLY	13- 3	24	0- 0	341	250	139	139	24	24	
DIV. I NON-CONF.	5- 1	37	0- 0	350	186	170	170	26	26	
TOTALS	RPI 1-25	RPI 26-50	W-L RECORDS	RPI 51-100	RPI 101-150	RPI 150+				
13- 3	0- 0	0- 0	OVERALL	0- 2	0- 0	13- 1				
5- 1	0- 0	0- 0	HOME	0- 1	0- 0	5- 0				
6- 2	0- 0	0- 0	AWAY	0- 1	0- 0	6- 1				
2- 0	0- 0	0- 0	NEUTRAL	0- 0	0- 0	2- 0				
5- 1	0- 0	0- 0	NON-CONFERENCE	0- 0	0- 0	5- 1				
1- 0	0- 0	0- 0	HOME	0- 0	0- 0	1- 0				
2- 1	0- 0	0- 0	AWAY	0- 0	0- 0	2- 1				
2- 0	0- 0	0- 0	NEUTRAL	0- 0	0- 0	2- 0				
8- 2	0- 0	0- 0	CONFERENCE	0- 2	0- 0	8- 0				
4- 1	0- 0	0- 0	HOME	0- 1	0- 0	4- 0				
4- 1	0- 0	0- 0	AWAY	0- 1	0- 0	4- 0				
0- 0	0- 0	0- 0	NEUTRAL	0- 0	0- 0	0- 0				

RPI 1-25			RPI 26-50			RPI 51-100			RPI 101+			Team's RPI: 139
RPI	S	Opponent	Score	RPI	S	Opponent	Score	RPI	S	Opponent	Score	
						72 A FGCU	51 76	169 A Xavier			81 94	
						72 H FGCU	52 68	187 A Vanderbilt			74 71	
								206 H Stetson			71 55	
								221 N Southeast Mo. St.			80 67	
								248 A Jacksonville			62 59	
								251 H Alabama St.			68 42	
								273 A North Florida			70 64	
								273 H North Florida			77 62	
								305 H Kennesaw St.			80 55	
								310 A Mississippi Val.			86 72	
								314 A NJIT			77 54	
								314 H NJIT			72 60	
								324 A Lipscomb			81 60	
								339 N Western Caro.			89 66	
LAST 12 Division I GAMES:												
273 H		North Florida	77 62	248 A		Jacksonville	62 59					
72 A		FGCU	51 76	314 H		NJIT	72 60					
324 A		Lipscomb	81 60	72 H		FGCU	52 68					
314 A		NJIT	77 54	273 A		North Florida	70 64					
305 H		Kennesaw St.	80 55	310 A		Mississippi Val.	86 72					
206 H		Stetson	71 55	169 A		Xavier	81 94					

Non-Div I Games: Stillman 99 43 Martin Methodist 79 48 Lane 98 57 Blue Mountain (MS) 70 42
North Ala.

North Carolina

Through Games Of Feb. 14, 2019

Average RPI Win:	102	WON-LOST	WINNING	LAST 10	STRENGTH OF	OPP. STRENGTH	TEAM	ADJ.	CONF.	ADJ CONF.
Average RPI Loss:	58	RECORD	PCT. RANK	GAMES	SCHEDULE	OF SCHEDULE	RPI	RPI	RPI	RPI
DIV. I ONLY	15- 11	130	0- 1	6	16	29	29	1	1	
DIV. I NON-CONF.	9- 5	104	0- 0	33	74	48	48	1	1	
TOTALS	RPI 1-25	RPI 26-50	W-L RECORDS	RPI 51-100	RPI 101-150	RPI 150+				
15- 11	2- 5	4- 0	OVERALL	2- 4	4- 2	3- 0				
8- 3	1- 1	1- 0	HOME	1- 2	3- 0	2- 0				
4- 6	1- 3	1- 0	AWAY	1- 1	0- 2	1- 0				
3- 2	0- 1	2- 0	NEUTRAL	0- 1	1- 0	0- 0				
9- 5	0- 1	2- 0	NON-CONFERENCE	1- 3	3- 1	3- 0				
5- 1	0- 0	0- 0	HOME	1- 1	2- 0	2- 0				
1- 2	0- 0	0- 0	AWAY	0- 1	0- 1	1- 0				
3- 2	0- 1	2- 0	NEUTRAL	0- 1	1- 0	0- 0				
6- 6	2- 4	2- 0	CONFERENCE	1- 1	1- 1	0- 0				
3- 2	1- 1	1- 0	HOME	0- 1	1- 0	0- 0				
3- 4	1- 3	1- 0	AWAY	1- 0	0- 1	0- 0				
0- 0	0- 0	0- 0	NEUTRAL	0- 0	0- 0	0- 0				

RPI 1-25				RPI 26-50				Team's RPI: 29	RPI 51-100				RPI 101+			
RPI	S	Opponent	Score	RPI	S	Opponent	Score		RPI	S	Opponent	Score	RPI	S	Opponent	Score
1	H	Notre Dame	78 73	36	N	Rice	71 50		57	N	Auburn	81 86	101	H	VCU	59 47
3	A	Louisville	66 73	40	N	UCLA	83 49		68	A	Virginia Tech	81 69	106	H	UNCW	82 55
8	A	NC State	64 51	43	H	Georgia Tech	91 90		73	H	Maine	73 85	117	H	Wake Forest	84 61
10	A	Syracuse	77 90	46	A	Clemson	70 64		81	H	Kent St.	73 60	121	A	Pittsburgh	78 91
18	H	Florida St.	63 64						85	H	Duke	69 85	140	A	Colorado	74 86
21	A	Miami (FL)	68 76						91	A	Ohio St.	69 76	148	N	South Fla.	71 69
22	N	Kentucky	75 85										193	A	Elon	100 69
													230	H	Howard	85 63
													308	H	UNC Greensboro	83 62
LAST 12 Division I GAMES:																
121	A	Pittsburgh	78 91	68	A	Virginia Tech	81 69									
46	A	Clemson	70 64	21	A	Miami (FL)	68 76									
85	H	Duke	69 85	117	H	Wake Forest	84 61									
8	A	NC State	64 51	10	A	Syracuse	77 90									
43	H	Georgia Tech	91 90	18	H	Florida St.	63 64									
1	H	Notre Dame	78 73	3	A	Louisville	66 73									

Non-Div I Games:

North Carolina

Loss, Non-Conf, S Site, H Home A Away N Neutral

North Dakota

Through Games Of Feb. 14, 2019

Average RPI Win:	275	WON-LOST	WINNING	LAST 10	STRENGTH OF	OPP. STRENGTH	TEAM	ADJ.	CONF.	ADJ CONF.
Average RPI Loss:	139	RECORD	PCT. RANK	GAMES	SCHEDULE	OF SCHEDULE	RPI	RPI	RPI	RPI
DIV. I ONLY	9- 15	244	0- 1	253	151	228	228	19	19	
DIV. I NON-CONF.	4- 8	241	0- 0	216	95	202	202	19	19	
TOTALS	RPI 1-25	RPI 26-50	W-L RECORDS	RPI 51-100	RPI 101-150	RPI 150+				
9- 15	0- 2	0- 3	OVERALL	0- 1	0- 1	9- 8				
3- 4	0- 0	0- 2	HOME	0- 0	0- 0	3- 2				
4- 11	0- 2	0- 1	AWAY	0- 1	0- 1	4- 6				
2- 0	0- 0	0- 0	NEUTRAL	0- 0	0- 0	2- 0				
4- 8	0- 2	0- 0	NON-CONFERENCE	0- 1	0- 1	4- 4				
0- 1	0- 0	0- 0	HOME	0- 0	0- 0	0- 1				
2- 7	0- 2	0- 0	AWAY	0- 1	0- 1	2- 3				
2- 0	0- 0	0- 0	NEUTRAL	0- 0	0- 0	2- 0				
5- 7	0- 0	0- 3	CONFERENCE	0- 0	0- 0	5- 4				
3- 3	0- 0	0- 2	HOME	0- 0	0- 0	3- 1				
2- 4	0- 0	0- 1	AWAY	0- 0	0- 0	2- 3				
0- 0	0- 0	0- 0	NEUTRAL	0- 0	0- 0	2- 0				

RPI S	Opponent	Score	RPI S	Opponent	Score	RPI S	Opponent	Score	RPI S	Opponent	Score	Team's RPI: 228
10	A Syracuse	49 85	28	A South Dakota St.	58 81	83	A UNI	60 64	138	A Penn St.	68 75	
11	A Iowa St.	35 87	28	H South Dakota St.	48 66				172	A Oral Roberts	75 67	
			39	H South Dakota	50 80				173	A Denver	66 87	
									189	A Illinois St.	55 67	
									194	H Milwaukee	46 64	
									204	A Massachusetts	59 52	
									206	A Stetson	63 74	
									219	A Western Ill.	90 111	
									219	H Western Ill.	80 92	
									227	A Rhode Island	63 77	
									247	N San Francisco	100 97	
									277	N Western Mich.	62 50	
									294	A Valparaiso	62 56	
									313	A Omaha	69 68	
									313	H Omaha	68 57	
									323	A North Dakota St.	57 69	
									323	H North Dakota St.	70 58	
									332	H Purdue Fort Wayne	79 60	
LAST 12 Division I GAMES:												
28	A South Dakota St.	58 81	28	H South Dakota St.	48 66							
323	H North Dakota St.	70 58	219	H Western Ill.	80 92							
313	A Omaha	69 68	313	H Omaha	68 57							
219	A Western Ill.	90 111	173	A Denver	66 87							
39	H South Dakota	50 80	172	A Oral Roberts	75 67							
323	A North Dakota St.	57 69	332	H Purdue Fort Wayne	79 60							

Non-Div I Games: Mayville St. 84 50

North Dakota

Loss, Non-Conf, S Site, H Home A Away N Neutral

Average RPI Win:	279	WON-LOST	WINNING	LAST 10	STRENGTH OF	OPP. STRENGTH	TEAM	ADJ.	CONF.	ADJ CONF.
Average RPI Loss:	169	RECORD	PCT. RANK	GAMES	SCHEDULE	OF SCHEDULE	RPI	RPI	RPI	RPI
DIV. I ONLY	5- 18	311	0- 1	269	213	323	323	19	19	
DIV. I NON-CONF.	2- 9	297	0- 0	293	205	331	331	19	19	
TOTALS	RPI 1-25	RPI 26-50	W-L RECORDS	RPI 51-100	RPI 101-150	RPI 150+				
5- 18	0- 0	0- 2	OVERALL	0- 2	0- 1	5- 13				
4- 6	0- 0	0- 1	HOME	0- 0	0- 1	4- 4				
1- 10	0- 0	0- 1	AWAY	0- 2	0- 0	1- 7				
0- 2	0- 0	0- 0	NEUTRAL	0- 0	0- 0	0- 2				
2- 9	0- 0	0- 0	NON-CONFERENCE	0- 2	0- 1	2- 6				
1- 3	0- 0	0- 0	HOME	0- 0	0- 1	1- 2				
1- 4	0- 0	0- 0	AWAY	0- 2	0- 0	1- 2				
0- 2	0- 0	0- 0	NEUTRAL	0- 0	0- 0	0- 2				
3- 9	0- 0	0- 2	CONFERENCE	0- 0	0- 0	3- 7				
3- 3	0- 0	0- 1	HOME	0- 0	0- 0	3- 2				
0- 6	0- 0	0- 1	AWAY	0- 0	0- 0	0- 5				
0- 0	0- 0	0- 0	NEUTRAL	0- 0	0- 0	0- 0				

RPI 1-25				RPI 26-50				RPI 51-100				RPI 101+				Team's RPI: 323	
RPI	S	Opponent	Score	RPI	S	Opponent	Score	RPI	S	Opponent	Score	RPI	S	Opponent	Score		
				28	A	South Dakota St.	33 86	88	A	Pacific	68 75	115	H	Creighton	51 86		
				39	H	South Dakota	41 67	98	A	Northern Ill.	63 81	172	A	Oral Roberts	72 101		
												172	H	Oral Roberts	54 65		
												173	A	Denver	54 81		
												173	H	Denver	67 87		
												174	N	North Texas	78 92		
												175	A	Wisconsin	53 64		
												194	H	Milwaukee	55 57		
												206	A	Stetson	59 60		
												219	A	Western Ill.	70 82		
												219	H	Western Ill.	68 60		
												228	A	North Dakota	58 70		
												228	H	North Dakota	69 57		
												232	H	UMKC	59 69		
												247	N	San Francisco	42 75		
												294	A	Valparaiso	51 48		
												313	A	Omaha	61 78		
												320	H	New Hampshire	56 51		
												332	H	Purdue Fort Wayne	70 54		
LAST 12 Division I GAMES:																	
				172	H	Oral Roberts	54 65	228	H	North Dakota	69 57						
				173	H	Denver	67 87	173	A	Denver	54 81						
				228	A	North Dakota	58 70	219	H	Western Ill.	68 60						
				219	A	Western Ill.	70 82	313	A	Omaha	61 78						
				172	A	Oral Roberts	72 101	39	H	South Dakota	41 67						
				28	A	South Dakota St.	33 86	332	H	Purdue Fort Wayne	70 54						

Non-Div I Games: Mayville St. 49 43

North Dakota St.

North Florida

Through Games Of Feb. 14, 2019

Average RPI Win:	306	WON-LOST	WINNING	LAST 10	STRENGTH OF	OPP. STRENGTH	TEAM	ADJ.	CONF.	ADJ CONF.
Average RPI Loss:	164	RECORD	PCT. RANK	GAMES	SCHEDULE	OF SCHEDULE	RPI	RPI	RPI	RPI
DIV. I ONLY	8- 12	231	1- 0	272	281	273	273	24	24	
DIV. I NON-CONF.	3- 6	241	0- 0	314	270	319	319	26	26	
TOTALS	RPI 1-25	RPI 26-50	W-L RECORDS	RPI 51-100	RPI 101-150	RPI 150+				
8- 12	0- 1	0- 1	OVERALL	0- 2	0- 2	8- 6				
6- 4	0- 0	0- 0	HOME	0- 1	0- 1	6- 2				
2- 8	0- 1	0- 1	AWAY	0- 1	0- 1	2- 4				
0- 0	0- 0	0- 0	NEUTRAL	0- 0	0- 0	0- 0				
3- 6	0- 1	0- 1	NON-CONFERENCE	0- 0	0- 0	3- 4				
3- 1	0- 0	0- 0	HOME	0- 0	0- 0	3- 1				
0- 5	0- 1	0- 1	AWAY	0- 0	0- 0	0- 3				
0- 0	0- 0	0- 0	NEUTRAL	0- 0	0- 0	0- 0				
5- 6	0- 0	0- 0	CONFERENCE	0- 2	0- 2	5- 2				
3- 3	0- 0	0- 0	HOME	0- 1	0- 1	3- 1				
2- 3	0- 0	0- 0	AWAY	0- 1	0- 1	2- 1				
0- 0	0- 0	0- 0	NEUTRAL	0- 0	0- 0	0- 0				

RPI 1-25				RPI 26-50				RPI 51-100				RPI 101+ Team's RPI: 273			
RPI	S	Opponent	Score	RPI	S	Opponent	Score	RPI	S	Opponent	Score	RPI	S	Opponent	Score
18	A	Florida St.	53 74	44	A	Indiana	52 75	72	A	FGCU	48 80	139	A	North Ala.	62 77
								72	H	FGCU	66 105	139	H	North Ala.	64 70
												198	A	Ole Miss	69 82
												206	H	Stetson	71 57
												239	A	Bethune-Cookman	60 76
												243	A	Liberty	53 69
												248	H	Jacksonville	72 80
												258	A	Colorado St.	59 61
												302	H	Alabama A&M	62 63
												305	A	Kennesaw St.	71 60
												305	H	Kennesaw St.	74 66
												318	H	FIU	62 53
												319	H	Charleston So.	82 76
												324	A	Lipscomb	68 53
												324	H	Lipscomb	72 66
												349	H	Florida A&M	64 53
LAST 12 Division I GAMES:															
305	H	Kennesaw St.	74 66	243	A	Liberty	53 69								
139	A	North Ala.	62 77	206	H	Stetson	71 57								
324	H	Lipscomb	72 66	72	H	FGCU	66 105								
305	A	Kennesaw St.	71 60	324	A	Lipscomb	68 53								
72	A	FGCU	48 80	139	H	North Ala.	64 70								
248	H	Jacksonville	72 80	198	A	Ole Miss	69 82								

Non-Div I Games: Trinity Baptist 99 40 Warner 67 36

North Florida

Loss, Non-Conf, S Site, H Home A Away N Neutral

North Texas

Through Games Of Feb. 14, 2019

Average RPI Win:	219	WON-LOST	WINNING	LAST 10	STRENGTH OF	OPP. STRENGTH	TEAM	ADJ.	CONF.	ADJ CONF.
Average RPI Loss:	124	RECORD	PCT. RANK	GAMES	SCHEDULE	OF SCHEDULE	RPI	RPI	RPI	RPI
DIV. I ONLY	10- 11	184	1- 0	149	139	174	174	14	14	
DIV. I NON-CONF.	4- 5	190	0- 0	217	135	242	242	17	17	
TOTALS	RPI 1-25	RPI 26-50	W-L RECORDS	RPI 51-100	RPI 101-150	RPI 150+				
10- 11	0- 1	0- 2	OVERALL	1- 3	2- 1	7- 4				
6- 4	0- 1	0- 0	HOME	1- 1	0- 0	5- 2				
3- 6	0- 0	0- 1	AWAY	0- 2	2- 1	1- 2				
1- 1	0- 0	0- 1	NEUTRAL	0- 0	0- 0	1- 0				
4- 5	0- 1	0- 1	NON-CONFERENCE	1- 1	0- 0	3- 2				
3- 2	0- 1	0- 0	HOME	1- 0	0- 0	2- 1				
0- 2	0- 0	0- 0	AWAY	0- 1	0- 0	0- 1				
1- 1	0- 0	0- 1	NEUTRAL	0- 0	0- 0	1- 0				
6- 6	0- 0	0- 1	CONFERENCE	0- 2	2- 1	4- 2				
3- 2	0- 0	0- 0	HOME	0- 1	0- 0	3- 1				
3- 4	0- 0	0- 1	AWAY	0- 1	2- 1	1- 1				
0- 0	0- 0	0- 0	NEUTRAL	0- 0	0- 0	0- 0				

RPI 1-25				RPI 26-50				RPI 51-100				RPI 101+ Team's RPI: 174			
RPI	S	Opponent	Score	RPI	S	Opponent	Score	RPI	S	Opponent	Score	RPI	S	Opponent	Score
25	H	Texas	54 64	36	A	Rice	52 64	51	A	Middle Tenn.	46 61	119	A	UAB	60 70
				48	N	Wyoming	49 53	58	A	Kansas St.	42 60	127	A	Western Ky.	76 67
								62	H	Missouri St.	83 76	150	A	Louisiana Tech	65 54
								70	H	Old Dominion	71 72	151	H	Charlotte	68 63
												190	A	Southern Miss.	62 48
												213	H	Utah St.	41 57
												217	A	Marshall	55 67
												222	A	SMU	66 73
												270	H	UTEP	70 51
												279	H	CSU Bakersfield	71 59
												295	H	Fla. Atlantic	82 62
												300	H	UTSA	54 57
												323	N	North Dakota St.	92 78
												338	H	Houston Baptist	100 75
LAST 12 Division I GAMES:															
295	H	Fla. Atlantic	82 62	119	A	UAB	60 70								
127	A	Western Ky.	76 67	36	A	Rice	52 64								
217	A	Marshall	55 67	300	H	UTSA	54 57								
151	H	Charlotte	68 63	270	H	UTEP	70 51								
70	H	Old Dominion	71 72	190	A	Southern Miss.	62 48								
51	A	Middle Tenn.	46 61	150	A	Louisiana Tech	65 54								

Non-Div I Games: Mid-Amer. Christian82 35 Xavier (LA) 59 46 Okla. Panhandle 93 52

North Texas

Loss, Non-Conf, S Site, H Home A Away N Neutral

Northeastern

Through Games Of Feb. 14, 2019

Average RPI Win:	185	WON-LOST	WINNING	LAST 10	STRENGTH OF	OPP. STRENGTH	TEAM	ADJ.	CONF.	ADJ CONF.
Average RPI Loss:	109	RECORD	PCT. RANK	GAMES	SCHEDULE	OF SCHEDULE	RPI	RPI	RPI	RPI
DIV. I ONLY	15- 7	76	1- 0	110	162	80	80	10	10	
DIV. I NON-CONF.	10- 1	17	0- 0	163	227	27	27	10	10	
TOTALS	RPI 1-25	RPI 26-50	W-L RECORDS	RPI 51-100	RPI 101-150	RPI 150+				
15- 7	0- 0	0- 2	OVERALL	1- 1	5- 3	9- 1				
10- 2	0- 0	0- 1	HOME	1- 1	3- 0	6- 0				
5- 5	0- 0	0- 1	AWAY	0- 0	2- 3	3- 1				
0- 0	0- 0	0- 0	NEUTRAL	0- 0	0- 0	0- 0				
10- 1	0- 0	0- 0	NON-CONFERENCE	1- 0	4- 1	5- 0				
6- 0	0- 0	0- 0	HOME	1- 0	2- 0	3- 0				
4- 1	0- 0	0- 0	AWAY	0- 0	2- 1	2- 0				
0- 0	0- 0	0- 0	NEUTRAL	0- 0	0- 0	0- 0				
5- 6	0- 0	0- 2	CONFERENCE	0- 1	1- 2	4- 1				
4- 2	0- 0	0- 1	HOME	0- 1	1- 0	3- 0				
1- 4	0- 0	0- 1	AWAY	0- 0	0- 2	1- 1				
0- 0	0- 0	0- 0	NEUTRAL	0- 0	0- 0	0- 0				

RPI S	Opponent	Score	RPI S	Opponent	Score	RPI S	Opponent	Score	RPI S	Opponent	Score
35	A James Madison	49 84	35	H James Madison	51 58	73	H Maine	63 55	106	A UNCW	70 83
						77	H Drexel	59 61	113	A Dayton	84 79
									114	A Towson	83 88
									114	H Towson	77 68
									116	A Providence	65 59
									120	H Fordham	58 54
									137	H Boston U.	81 51
									146	A Marist	84 90
									153	H Delaware	75 62
									164	H William & Mary	88 74
									193	H Elon	79 71
									204	H Massachusetts	53 52
									212	A Florida	79 66
									252	A Hofstra	61 78
									266	H Air Force	54 41
									292	A Col. of Charleston	87 56
									293	A Fairfield	59 50
									320	H New Hampshire	69 54
LAST 12 Division I GAMES:											
114	H Towson	77 68	77	H Drexel	59 61						
35	H James Madison	51 58	35	A James Madison	49 84						
106	A UNCW	70 83	114	A Towson	83 88						
292	A Col. of Charleston	87 56	164	H William & Mary	88 74						
252	A Hofstra	61 78	193	H Elon	79 71						
153	H Delaware	75 62	73	H Maine	63 55						

Non-Div I Games:

Northeastern

■ Loss,
 ■ Non-Conf, S Site,
 ■ Home
 ■ Away
 N Neutral

Average RPI Win:	229	WON-LOST	WINNING	LAST 10	STRENGTH OF	OPP. STRENGTH	TEAM	ADJ.	CONF.	ADJ CONF.
Average RPI Loss:	155	RECORD	PCT. RANK	GAMES	SCHEDULE	OF SCHEDULE	RPI	RPI	RPI	RPI
DIV. I ONLY	8- 15	257	0- 1	219	161	236	236	16	16	
DIV. I NON-CONF.	4- 5	190	0- 1	241	117	200	200	12	12	
TOTALS	RPI 1-25	RPI 26-50	W-L RECORDS	RPI 51-100	RPI 101-150	RPI 150+				
8- 15	0- 0	0- 0	OVERALL	1- 4	2- 5	5- 6				
3- 6	0- 0	0- 0	HOME	0- 3	1- 1	2- 2				
5- 8	0- 0	0- 0	AWAY	1- 1	1- 4	3- 3				
0- 1	0- 0	0- 0	NEUTRAL	0- 0	0- 0	0- 1				
4- 5	0- 0	0- 0	NON-CONFERENCE	0- 2	2- 1	2- 2				
2- 1	0- 0	0- 0	HOME	0- 1	1- 0	1- 0				
2- 3	0- 0	0- 0	AWAY	0- 1	1- 1	1- 1				
0- 1	0- 0	0- 0	NEUTRAL	0- 0	0- 0	0- 1				
4- 10	0- 0	0- 0	CONFERENCE	1- 2	0- 4	3- 4				
1- 5	0- 0	0- 0	HOME	0- 2	0- 1	1- 2				
3- 5	0- 0	0- 0	AWAY	1- 0	0- 3	2- 2				
0- 0	0- 0	0- 0	NEUTRAL	0- 0	0- 0	0- 0				

RPI S	Opponent	Score	RPI S	Opponent	Score	RPI S	Opponent	Score	RPI S	Opponent	Score	Team's RPI: 236
						54	H New Mexico	55 84	104	A Loyola Marymount	63 62	
						79	A Arizona	47 71	110	H Fresno St.	86 73	
						86	H Idaho	69 86	122	A Northern Colo.	53 63	
						93	A Idaho St.	81 77	134	A Portland St.	55 72	
						93	H Idaho St.	69 80	134	H Portland St.	59 74	
									143	A Washington	59 81	
									145	A Montana St.	70 80	
									170	A Montana	62 78	
									180	H Eastern Wash.	62 64	
									222	N SMU	48 55	
									225	A Sacramento St.	61 65	
									258	A Colorado St.	54 65	
									259	H California Baptist	91 88	
									282	A Southern Utah	78 69	
									282	H Southern Utah	76 82	
									322	A Weber St.	75 64	
									322	H Weber St.	74 64	
									342	A Seattle U	65 58	
LAST 12 Division I GAMES:												
			222	N SMU	48 55	282	A Southern Utah	78 69				
			134	H Portland St.	59 74	122	A Northern Colo.	53 63				
			322	A Weber St.	75 64	134	A Portland St.	55 72				
			93	A Idaho St.	81 77	225	A Sacramento St.	61 65				
			180	H Eastern Wash.	62 64	282	H Southern Utah	76 82				
			86	H Idaho	69 86	93	H Idaho St.	69 80				

Non-Div I Games:

Northern Ariz.

■ Loss,
■ Non-Conf, S Site,
■ Home
■ Away
N Neutral

Average RPI Win: 188	WON-LOST	WINNING	LAST 10	STRENGTH OF	OPP. STRENGTH	TEAM	ADJ.	CONF.	ADJ CONF.
Average RPI Loss: 161	RECORD	PCT. RANK	GAMES	SCHEDULE	OF SCHEDULE	RPI	RPI	RPI	RPI
DIV. I ONLY	15- 8	93	0- 1	226	106	122	122	16	16
DIV. I NON-CONF.	5- 4	139	0- 0	272	31	137	137	12	12
TOTALS	RPI 1-25	RPI 26-50	W-L RECORDS	RPI 51-100	RPI 101-150	RPI 150+			
15- 8	0- 0	0- 1	OVERALL	2- 1	3- 3	10- 3			
7- 3	0- 0	0- 0	HOME	1- 0	2- 1	4- 2			
8- 5	0- 0	0- 1	AWAY	1- 1	1- 2	6- 1			
0- 0	0- 0	0- 0	NEUTRAL	0- 0	0- 0	0- 0			
5- 4	0- 0	0- 1	NON-CONFERENCE	0- 1	1- 1	4- 1			
3- 0	0- 0	0- 0	HOME	0- 0	1- 0	2- 0			
2- 4	0- 0	0- 1	AWAY	0- 1	0- 1	2- 1			
0- 0	0- 0	0- 0	NEUTRAL	0- 0	0- 0	0- 0			
10- 4	0- 0	0- 0	CONFERENCE	2- 0	2- 2	6- 2			
4- 3	0- 0	0- 0	HOME	1- 0	1- 1	2- 2			
6- 1	0- 0	0- 0	AWAY	1- 0	1- 1	4- 0			
0- 0	0- 0	0- 0	NEUTRAL	0- 0	0- 0	0- 0			

RPI S	Opponent	Score	RPI S	Opponent	Score	RPI S	Opponent	Score	RPI S	Opponent	Score	Team's RPI: 122
38	A BYU	50 70	60	A LSU	57 62	134	A Portland St.	66 85	134	H Portland St.	79 63	
			86	A Idaho	86 72	140	A Colorado	69 77	144	H Chattanooga	68 65	
			93	H Idaho St.	60 56	145	A Montana St.	84 73	145	H Montana St.	66 79	
						170	A Montana	73 62	173	H Denver	74 66	
						180	A Eastern Wash.	67 62	180	H Eastern Wash.	72 76	
						222	H SMU	58 57	225	A Sacramento St.	71 61	
						225	H Sacramento St.	82 69	236	H Northern Ariz.	63 53	
						247	A San Francisco	68 63	258	A Colorado St.	53 47	
						266	A Air Force	57 69	282	A Southern Utah	71 44	
						322	H Weber St.	54 55				
LAST 12 Division I GAMES:												
180	H Eastern Wash.	72 76	93	H Idaho St.	60 56	322	H Weber St.	54 55				
225	A Sacramento St.	71 61	145	H Montana St.	66 79	170	A Montana	73 62				
134	A Portland St.	66 85	180	A Eastern Wash.	67 62	86	A Idaho	86 72				
145	A Montana St.	84 73										
236	H Northern Ariz.	63 53										
282	A Southern Utah	71 44										

Non-Div I Games:

Northern Colo.

■ Loss,
 ■ Non-Conf, S Site,
 ■ Home
 ■ Away
 N Neutral

Average RPI Win:	200	WON-LOST	WINNING	LAST 10	STRENGTH OF	OPP. STRENGTH	TEAM	ADJ.	CONF.	ADJ CONF.
Average RPI Loss:	69	RECORD	PCT. RANK	GAMES	SCHEDULE	OF SCHEDULE	RPI	RPI	RPI	RPI
DIV. I ONLY	14- 9	113	1- 0	115	93	98	98	7	7	
DIV. I NON-CONF.	8- 4	91	1- 0	260	122	126	126	8	8	
TOTALS	RPI 1-25	RPI 26-50	W-L RECORDS	RPI 51-100	RPI 101-150	RPI 150+				
14- 9	0- 1	0- 4	OVERALL	3- 2	1- 0	10- 2				
9- 2	0- 0	0- 2	HOME	3- 0	1- 0	5- 0				
3- 7	0- 1	0- 2	AWAY	0- 2	0- 0	3- 2				
2- 0	0- 0	0- 0	NEUTRAL	0- 0	0- 0	2- 0				
8- 4	0- 1	0- 1	NON-CONFERENCE	2- 0	0- 0	6- 2				
6- 0	0- 0	0- 0	HOME	2- 0	0- 0	4- 0				
0- 4	0- 1	0- 1	AWAY	0- 0	0- 0	0- 2				
2- 0	0- 0	0- 0	NEUTRAL	0- 0	0- 0	2- 0				
6- 5	0- 0	0- 3	CONFERENCE	1- 2	1- 0	4- 0				
3- 2	0- 0	0- 2	HOME	1- 0	1- 0	1- 0				
3- 3	0- 0	0- 1	AWAY	0- 2	0- 0	3- 0				
0- 0	0- 0	0- 0	NEUTRAL	0- 0	0- 0	0- 0				

RPI 1-25				RPI 26-50				RPI 51-100				Team's RPI: 98	RPI 101+			
RPI	S	Opponent	Score	RPI	S	Opponent	Score	RPI	S	Opponent	Score		RPI	S	Opponent	Score
11	A	Iowa St.	60 70	27	H	Central Mich.	66 89	59	A	Miami (OH)	45 70		141	H	Akron	70 59
				31	A	Buffalo	64 93	59	H	Miami (OH)	82 71		165	A	Southern Ill.	73 82
				33	H	Ohio	53 69	75	H	Yale	89 80		170	A	Montana	70 86
				44	A	Indiana	73 91	81	A	Kent St.	78 87		191	A	Ball St.	93 83
								83	H	UNI	70 59		196	A	Eastern Mich.	68 65
													210	A	Bowling Green	66 52
													210	H	Bowling Green	88 47
													219	N	Western Ill.	86 61
													229	H	Brown	109 102
													238	N	Nevada	98 69
													276	H	Eastern Ill.	78 59
													323	H	North Dakota St.	81 63
													348	H	Chicago St.	114 52
LAST 12 Division I GAMES:																
				238	N	Nevada	98 69						196	A	Eastern Mich.	68 65
				83	H	UNI	70 59						31	A	Buffalo	64 93
				11	A	Iowa St.	60 70						33	H	Ohio	53 69
				59	A	Miami (OH)	45 70						141	H	Akron	70 59
				191	A	Ball St.	93 83						210	A	Bowling Green	66 52
				210	H	Bowling Green	88 47						27	H	Central Mich.	66 89

Non-Div I Games:

Northern Ill.

■ Loss,
 ■ Non-Conf, S Site,
 ■ Home
 ■ Away
 N Neutral

Average RPI Win: 271	WON-LOST	WINNING	LAST 10	STRENGTH OF	OPP. STRENGTH	TEAM	ADJ.	CONF.	ADJ CONF.
Average RPI Loss: 137	RECORD	PCT. RANK	GAMES	SCHEDULE	OF SCHEDULE	RPI	RPI	RPI	RPI
DIV. I ONLY	6- 16	289	0- 1	165	203	274	274	21	21
DIV. I NON-CONF.	0- 9	336	0- 0	57	174	297	297	18	18
TOTALS	RPI 1-25	RPI 26-50	W-L RECORDS	RPI 51-100	RPI 101-150	RPI 150+			
6- 16	0- 1	0- 0	OVERALL	0- 5	1- 5	5- 5			
5- 4	0- 0	0- 0	HOME	0- 3	1- 0	4- 1			
1- 9	0- 1	0- 0	AWAY	0- 2	0- 3	1- 3			
0- 3	0- 0	0- 0	NEUTRAL	0- 0	0- 2	0- 1			
0- 9	0- 1	0- 0	NON-CONFERENCE	0- 2	0- 3	0- 3			
0- 2	0- 0	0- 0	HOME	0- 1	0- 0	0- 1			
0- 4	0- 1	0- 0	AWAY	0- 1	0- 1	0- 1			
0- 3	0- 0	0- 0	NEUTRAL	0- 0	0- 2	0- 1			
6- 7	0- 0	0- 0	CONFERENCE	0- 3	1- 2	5- 2			
5- 2	0- 0	0- 0	HOME	0- 2	1- 0	4- 0			
1- 5	0- 0	0- 0	AWAY	0- 1	0- 2	1- 2			
0- 0	0- 0	0- 0	NEUTRAL	0- 0	0- 0	0- 0			

RPI 1-25				RPI 26-50				RPI 51-100				RPI 101+ Team's RPI: 274			
RPI	S	Opponent	Score	RPI	S	Opponent	Score	RPI	S	Opponent	Score	RPI	S	Opponent	Score
3	A	Louisville	59 92					63	A	Green Bay	42 70	116	A	Providence	43 48
								63	H	Green Bay	61 81	123	A	IUPUI	48 70
								69	H	Belmont	53 71	123	H	IUPUI	60 57
								76	H	Wright St.	55 61	125	A	Youngstown St.	66 77
								81	A	Kent St.	61 62	126	N	Pepperdine	46 51
												141	N	Akron	60 77
												189	H	Illinois St.	53 58
												194	A	Milwaukee	38 59
												194	H	Milwaukee	55 54
												261	A	Austin Peay	48 52
												268	A	Cleveland St.	47 76
												287	N	La Salle	56 74
												299	H	Oakland	72 50
												335	H	Detroit Mercy	68 56
												336	A	UIC	67 49
												336	H	UIC	78 44
LAST 12 Division I GAMES:															
194	A	Milwaukee	38 59	125	A	Youngstown St.	66 77								
63	A	Green Bay	42 70	268	A	Cleveland St.	47 76								
336	H	UIC	78 44	76	H	Wright St.	55 61								
123	H	IUPUI	60 57	63	H	Green Bay	61 81								
299	H	Oakland	72 50	194	H	Milwaukee	55 54								
335	H	Detroit Mercy	68 56	123	A	IUPUI	48 70								

Non-Div I Games: Alderson Broadus 73 32

Northern Ky.

■ Loss,
■ Non-Conf,
■ S Site,
■ H Home
■ A Away
N Neutral

Northwestern

Through Games Of Feb. 14, 2019

Average RPI Win:	157	WON-LOST	WINNING	LAST 10	STRENGTH OF	OPP. STRENGTH	TEAM	ADJ.	CONF.	ADJ CONF.
Average RPI Loss:	65	RECORD	PCT. RANK	GAMES	SCHEDULE	OF SCHEDULE	RPI	RPI	RPI	RPI
DIV. I ONLY	15- 10	121	0- 1	84	40	89	89	4	4	
DIV. I NON-CONF.	7- 4	108	0- 1	220	39	149	149	6	6	
TOTALS	RPI 1-25	RPI 26-50	W-L RECORDS	RPI 51-100	RPI 101-150	RPI 150+				
15- 10	1- 2	1- 3	OVERALL	4- 1	2- 4	7- 0				
9- 4	1- 1	0- 0	HOME	2- 1	2- 2	4- 0				
5- 5	0- 1	1- 3	AWAY	2- 0	0- 1	2- 0				
1- 1	0- 0	0- 0	NEUTRAL	0- 0	0- 1	1- 0				
7- 4	0- 1	0- 1	NON-CONFERENCE	2- 0	1- 2	4- 0				
4- 2	0- 1	0- 0	HOME	1- 0	1- 1	2- 0				
2- 1	0- 0	0- 1	AWAY	1- 0	0- 0	1- 0				
1- 1	0- 0	0- 0	NEUTRAL	0- 0	0- 1	1- 0				
8- 6	1- 1	1- 2	CONFERENCE	2- 1	1- 2	3- 0				
5- 2	1- 0	0- 0	HOME	1- 1	1- 1	2- 0				
3- 4	0- 1	1- 2	AWAY	1- 0	0- 1	1- 0				
0- 0	0- 0	0- 0	NEUTRAL	0- 0	0- 0	0- 0				

RPI 1-25				RPI 26-50				RPI 51-100 Team's RPI: 89				RPI 101+			
RPI	S	Opponent	Score	RPI	S	Opponent	Score	RPI	S	Opponent	Score	RPI	S	Opponent	Score
7	H	Marquette	57 76	26	A	Rutgers	41 45	63	A	Green Bay	57 55	102	A	Minnesota	64 73
17	A	Maryland	57 72	32	A	DePaul	60 76	66	H	Purdue	54 57	102	H	Minnesota	54 61
24	H	Michigan St.	70 62	44	A	Indiana	75 69	85	H	Duke	84 58	121	H	Pittsburgh	49 52
				49	A	Michigan	78 79	91	H	Ohio St.	76 59	131	N	Kansas	57 66
								94	A	Nebraska	58 54	132	H	UT Martin	90 64
												138	H	Penn St.	78 63
												175	H	Wisconsin	72 46
												184	A	Illinois	64 56
												184	H	Illinois	68 45
												212	A	Florida	83 74
												244	N	Wichita St.	65 43
												336	H	UIC	87 44
												348	H	Chicago St.	97 35
LAST 12 Division I GAMES:															
131	N	Kansas	57 66	184	A	Illinois	64 56								
138	H	Penn St.	78 63	94	A	Nebraska	58 54								
102	A	Minnesota	64 73	175	H	Wisconsin	72 46								
17	A	Maryland	57 72	44	A	Indiana	75 69								
91	H	Ohio St.	76 59	66	H	Purdue	54 57								
102	H	Minnesota	54 61	49	A	Michigan	78 79								

Non-Div I Games:

Northwestern

■ Loss,
■ Non-Conf, S Site,
■ Home
■ Away
N Neutral

Average RPI Win:	322	WON-LOST	WINNING	LAST 10	STRENGTH OF	OPP. STRENGTH	TEAM	ADJ.	CONF.	ADJ CONF.
Average RPI Loss:	181	RECORD	PCT. RANK	GAMES	SCHEDULE	OF SCHEDULE	RPI	RPI	RPI	RPI
DIV. I ONLY	4- 15	315	0- 0	308	262	329	329	25	25	
DIV. I NON-CONF.	1- 6	318	0- 0	299	114	339	339	23	23	
TOTALS	RPI 1-25	RPI 26-50	W-L RECORDS	RPI 51-100	RPI 101-150	RPI 150+				
4- 15	0- 1	0- 0	OVERALL	0- 3	0- 1	4- 10				
3- 4	0- 0	0- 0	HOME	0- 1	0- 0	3- 3				
1- 11	0- 1	0- 0	AWAY	0- 2	0- 1	1- 7				
0- 0	0- 0	0- 0	NEUTRAL	0- 0	0- 0	0- 0				
1- 6	0- 1	0- 0	NON-CONFERENCE	0- 1	0- 1	1- 3				
1- 1	0- 0	0- 0	HOME	0- 0	0- 0	1- 1				
0- 5	0- 1	0- 0	AWAY	0- 1	0- 1	0- 2				
0- 0	0- 0	0- 0	NEUTRAL	0- 0	0- 0	0- 0				
3- 9	0- 0	0- 0	CONFERENCE	0- 2	0- 0	3- 7				
2- 3	0- 0	0- 0	HOME	0- 1	0- 0	2- 2				
1- 6	0- 0	0- 0	AWAY	0- 1	0- 0	1- 5				
0- 0	0- 0	0- 0	NEUTRAL	0- 0	0- 0	0- 0				

RPI 1-25				RPI 26-50				RPI 51-100				RPI 101+ Team's RPI: 329			
RPI	S	Opponent	Score	RPI	S	Opponent	Score	RPI	S	Opponent	Score	RPI	S	Opponent	Score
25	A	Texas	66 104					61	A	SFA	56 84	133	A	Alabama	73 87
								67	H	Lamar University	70 94	156	H	Abilene Christian	63 72
								84	A	Arkansas	53 98	158	A	Oklahoma	56 93
												181	A	Nicholls St.	86 97
												182	A	Sam Houston St.	55 66
												190	A	Southern Miss.	54 69
												264	A	A&M-Corpus Christi	55 79
												280	A	Central Ark.	52 74
												286	H	Southeastern La.	58 47
												298	H	La.-Monroe	55 63
												315	A	New Orleans	73 84
												315	H	New Orleans	62 67
												326	A	McNeese	89 73
												326	H	McNeese	82 63
												350	H	Alcorn	78 65
LAST 12 Division I GAMES:															
67	H	Lamar University	70 94	182	A	Sam Houston St.	55 66								
326	A	McNeese	89 73	156	H	Abilene Christian	63 72								
315	A	New Orleans	73 84	61	A	SFA	56 84								
280	A	Central Ark.	52 74	264	A	A&M-Corpus Christi	55 79								
315	H	New Orleans	62 67	326	H	McNeese	82 63								
286	H	Southeastern La.	58 47	181	A	Nicholls St.	86 97								

Non-Div I Games: Loyola (LA) 71 66 Central Baptist 82 56 LeTourneau 100 40 Centenary (LA) 94 51 Northwestern St.

Notre Dame

Through Games Of Feb. 14, 2019

Average RPI Win:	70	WON-LOST	WINNING	LAST 10	STRENGTH OF	OPP. STRENGTH	TEAM	ADJ.	CONF.	ADJ CONF.
Average RPI Loss:	19	RECORD	PCT. RANK	GAMES	SCHEDULE	OF SCHEDULE	RPI	RPI	RPI	RPI
DIV. I ONLY	23- 3	9	1- 0	1	4	1	1	1	1	1
DIV. I NON-CONF.	13- 1	9	1- 0	1	10	1	1	1	1	1
TOTALS	RPI 1-25	RPI 26-50	W-L RECORDS	RPI 51-100	RPI 101-150	RPI 150+				
23- 3	6- 2	5- 1	OVERALL	5- 0	5- 0	2- 0				
12- 1	3- 1	1- 0	HOME	2- 0	4- 0	2- 0				
8- 2	1- 1	3- 1	AWAY	3- 0	1- 0	0- 0				
3- 0	2- 0	1- 0	NEUTRAL	0- 0	0- 0	0- 0				
13- 1	4- 1	2- 0	NON-CONFERENCE	4- 0	1- 0	2- 0				
6- 1	1- 1	0- 0	HOME	2- 0	1- 0	2- 0				
4- 0	1- 0	1- 0	AWAY	2- 0	0- 0	0- 0				
3- 0	2- 0	1- 0	NEUTRAL	0- 0	0- 0	0- 0				
10- 2	2- 1	3- 1	CONFERENCE	1- 0	4- 0	0- 0				
6- 0	2- 0	1- 0	HOME	0- 0	3- 0	0- 0				
4- 2	0- 1	2- 1	AWAY	1- 0	1- 0	0- 0				
0- 0	0- 0	0- 0	NEUTRAL	0- 0	0- 0	0- 0				

RPI	S	Opponent	Score	RPI	S	Opponent	Score	RPI	S	Opponent	Score	RPI	S	Opponent	Score
3	H	Louisville	82 68	29	A	North Carolina	73 78	53	A	Tennessee	77 62	105	A	Boston College	97 47
6	H	UConn	71 89	30	N	Oregon St.	91 81	68	A	Virginia Tech	80 51	105	H	Boston College	92 63
7	A	Marquette	87 63	32	A	DePaul	101 77	71	H	Penn	75 55	117	H	Wake Forest	78 48
12	H	Iowa	105 71	43	A	Georgia Tech	76 55	74	A	Toledo	72 56	121	H	Pittsburgh	100 44
13	N	Gonzaga	81 65	43	H	Georgia Tech	90 50	87	H	Harvard	103 58	127	H	Western Ky.	94 53
18	H	Florida St.	97 70	46	A	Clemson	101 63					152	H	Lehigh	95 68
20	N	Drake	82 64									255	H	Binghamton	103 53
21	A	Miami (FL)	65 72												
LAST 12 Division I GAMES:															
30	N	Oregon St.	91 81	46	A	Clemson	101 63								
20	N	Drake	82 64	29	A	North Carolina	73 78								
105	A	Boston College	97 47	53	A	Tennessee	77 62								
18	H	Florida St.	97 70	105	H	Boston College	92 63								
21	A	Miami (FL)	65 72	68	A	Virginia Tech	80 51								
43	H	Georgia Tech	90 50	117	H	Wake Forest	78 48								

Non-Div I Games:

Notre Dame

Loss, Non-Conf, S Site, H Home A Away N Neutral

Average RPI Win:	316	WON-LOST	WINNING	LAST 10	STRENGTH OF	OPP. STRENGTH	TEAM	ADJ.	CONF.	ADJ CONF.
Average RPI Loss:	141	RECORD	PCT. RANK	GAMES	SCHEDULE	OF SCHEDULE	RPI	RPI	RPI	RPI
DIV. I ONLY	3- 19	332	0- 1	150	211	299	299	21	21	
DIV. I NON-CONF.	1- 8	322	0- 0	28	116	237	237	18	18	
TOTALS	RPI 1-25	RPI 26-50	W-L RECORDS	RPI 51-100	RPI 101-150	RPI 150+				
3- 19	0- 1	0- 3	OVERALL	0- 3	0- 5	3- 7				
2- 8	0- 1	0- 2	HOME	0- 1	0- 2	2- 2				
1- 10	0- 0	0- 1	AWAY	0- 2	0- 2	1- 5				
0- 1	0- 0	0- 0	NEUTRAL	0- 0	0- 1	0- 0				
1- 8	0- 1	0- 3	NON-CONFERENCE	0- 1	0- 1	1- 2				
1- 3	0- 1	0- 2	HOME	0- 0	0- 0	1- 0				
0- 4	0- 0	0- 1	AWAY	0- 1	0- 0	0- 2				
0- 1	0- 0	0- 0	NEUTRAL	0- 0	0- 1	0- 0				
2- 11	0- 0	0- 0	CONFERENCE	0- 2	0- 4	2- 5				
1- 5	0- 0	0- 0	HOME	0- 1	0- 2	1- 2				
1- 6	0- 0	0- 0	AWAY	0- 1	0- 2	1- 3				
0- 0	0- 0	0- 0	NEUTRAL	0- 0	0- 0	0- 0				

RPI 1-25			RPI 26-50			RPI 51-100			RPI 101+			Team's RPI: 299
RPI	S	Opponent	Score	RPI	S	Opponent	Score	RPI	S	Opponent	Score	Score
24	H	Michigan St.	58 102	27	A	Central Mich.	61 104	63	H	Green Bay	53 77	123 A IUPUI 53 82
				44	H	Indiana	32 59	76	A	Wright St.	58 69	123 H IUPUI 70 76
				49	H	Michigan	59 85	81	A	Kent St.	65 75	125 A Youngstown St. 61 76
												125 H Youngstown St. 55 69
												141 N Akron 65 85
												157 A Bradley 64 73
												189 A Illinois St. 56 62
												194 H Milwaukee 52 79
												268 A Cleveland St. 90 98
												268 H Cleveland St. 62 64
												274 A Northern Ky. 50 72
												278 H Canisius 71 60
												335 A Detroit Mercy 76 65
												335 H Detroit Mercy 74 67
												336 A UIC 65 69
LAST 12 Division I GAMES:												
123	H	IUPUI	70 76	63	H	Green Bay	53 77					
335	A	Detroit Mercy	76 65	194	H	Milwaukee	52 79					
268	A	Cleveland St.	90 98	123	A	IUPUI	53 82					
125	A	Youngstown St.	61 76	336	A	UIC	65 69					
274	A	Northern Ky.	50 72	335	H	Detroit Mercy	74 67					
76	A	Wright St.	58 69	125	H	Youngstown St.	55 69					

Non-Div I Games: Grace Bible (MI) 94 48 Rochester College 64 46

Oakland

Loss, Non-Conf, S Site, H Home A Away N Neutral

Average RPI Win:	165	WON-LOST	WINNING	LAST 10	STRENGTH OF	OPP. STRENGTH	TEAM	ADJ.	CONF.	ADJ CONF.
Average RPI Loss:	53	RECORD	PCT. RANK	GAMES	SCHEDULE	OF SCHEDULE	RPI	RPI	RPI	RPI
DIV. I ONLY	20- 3	12	0- 1	130	89	33	33	7	7	
DIV. I NON-CONF.	11- 0	1	0- 0	275	158	42	42	8	8	
TOTALS	RPI 1-25	RPI 26-50	W-L RECORDS	RPI 51-100	RPI 101-150	RPI 150+				
20- 3	0- 0	2- 1	OVERALL	5- 2	3- 0	10- 0				
10- 2	0- 0	0- 1	HOME	2- 1	2- 0	6- 0				
8- 1	0- 0	2- 0	AWAY	2- 1	1- 0	3- 0				
2- 0	0- 0	0- 0	NEUTRAL	1- 0	0- 0	1- 0				
11- 0	0- 0	0- 0	NON-CONFERENCE	3- 0	2- 0	6- 0				
6- 0	0- 0	0- 0	HOME	1- 0	1- 0	4- 0				
3- 0	0- 0	0- 0	AWAY	1- 0	1- 0	1- 0				
2- 0	0- 0	0- 0	NEUTRAL	1- 0	0- 0	1- 0				
9- 3	0- 0	2- 1	CONFERENCE	2- 2	1- 0	4- 0				
4- 2	0- 0	0- 1	HOME	1- 1	1- 0	2- 0				
5- 1	0- 0	2- 0	AWAY	1- 1	0- 0	2- 0				
0- 0	0- 0	0- 0	NEUTRAL	0- 0	0- 0	0- 0				

RPI 1-25				RPI 26-50		Team's RPI: 33		RPI 51-100				RPI 101+			
RPI	S	Opponent	Score	RPI	S	Opponent	Score	RPI	S	Opponent	Score	RPI	S	Opponent	Score
				27	A	Central Mich.	78 75	59	H	Miami (OH)	61 67	106	H	UNCW	95 72
				27	H	Central Mich.	70 88	66	H	Purdue	80 73	123	A	IUPUI	73 66
				31	A	Buffalo	74 71	67	N	Lamar University	87 62	141	H	Akron	92 70
								74	A	Toledo	50 76	191	A	Ball St.	90 75
								81	H	Kent St.	83 81	191	H	Ball St.	94 62
								98	A	Northern Ill.	69 53	196	H	Eastern Mich.	85 44
								99	A	American	77 67	210	A	Bowling Green	82 79
												233	N	St. Bonaventure	70 53
												255	H	Binghamton	86 49
												256	A	Richmond	109 58
												268	H	Cleveland St.	72 54
												327	H	Coppin St.	87 62
												330	H	Eastern Ky.	100 60
LAST 12 Division I GAMES:															
				74	A	Toledo	50 76	98	A	Northern Ill.	69 53				
				27	A	Central Mich.	78 75	196	H	Eastern Mich.	85 44				
				141	H	Akron	92 70	81	H	Kent St.	83 81				
				191	H	Ball St.	94 62	191	A	Ball St.	90 75				
				59	H	Miami (OH)	61 67	27	H	Central Mich.	70 88				
				210	A	Bowling Green	82 79	31	A	Buffalo	74 71				

Non-Div I Games:

Ohio

Average RPI Win: 119		WON-LOST	WINNING	LAST 10	STRENGTH OF	OPP. STRENGTH	TEAM	ADJ.	CONF.	ADJ CONF.
Average RPI Loss: 63		RECORD	PCT. RANK	GAMES	SCHEDULE	OF SCHEDULE	RPI	RPI	RPI	RPI
DIV. I ONLY		11- 12	177	1- 0	27	14	91	91	4	4
DIV. I NON-CONF.		4- 5	190	0- 0	120	9	186	186	6	6
TOTALS		RPI 1-25	RPI 26-50	W-L RECORDS	RPI 51-100	RPI 101-150	RPI 150+			
11- 12	1- 4		3- 2	OVERALL	1- 4	3- 2	3- 0			
8- 4	1- 2		2- 0	HOME	1- 1	1- 1	3- 0			
3- 6	0- 2		1- 1	AWAY	0- 2	2- 1	0- 0			
0- 2	0- 0		0- 1	NEUTRAL	0- 1	0- 0	0- 0			
4- 5	0- 1		1- 1	NON-CONFERENCE	1- 1	0- 2	2- 0			
4- 1	0- 0		1- 0	HOME	1- 0	0- 1	2- 0			
0- 2	0- 1		0- 0	AWAY	0- 0	0- 1	0- 0			
0- 2	0- 0		0- 1	NEUTRAL	0- 1	0- 0	0- 0			
7- 7	1- 3		2- 1	CONFERENCE	0- 3	3- 0	1- 0			
4- 3	1- 2		1- 0	HOME	0- 1	1- 0	1- 0			
3- 4	0- 1		1- 1	AWAY	0- 2	2- 0	0- 0			
0- 0	0- 0		0- 0	NEUTRAL	0- 0	0- 0	0- 0			

RPI 1-25				RPI 26-50				RPI 51-100				Team's RPI: 91				RPI 101+			
RPI	S	Opponent	Score	RPI	S	Opponent	Score	RPI	S	Opponent	Score	RPI	S	Opponent	Score	RPI	S	Opponent	Score
6	A	UConn	53 85	26	A	Rutgers	59 39	66	A	Purdue	42 60	102	A	Minnesota	65 55				
12	H	Iowa	52 78	29	H	North Carolina	76 69	68	N	Virginia Tech	73 81	138	A	Penn St.	76 71				
17	A	Maryland	69 75	44	H	Indiana	55 50	78	H	Cincinnati	69 56	138	H	Penn St.	78 73				
17	H	Maryland	57 70	45	N	Butler	53 66	89	A	Northwestern	59 76	143	A	Washington	59 69				
24	H	Michigan St.	65 55	49	A	Michigan	58 62	94	H	Nebraska	69 78	148	H	South Fla.	47 71				
																184	H	Illinois	78 70
																212	H	Florida	46 41
																335	H	Detroit Mercy	55 41
LAST 12 Division I GAMES:																			
				26	A	Rutgers	59 39	17	H	Maryland	57 70								
				12	H	Iowa	52 78	49	A	Michigan	58 62								
				138	H	Penn St.	78 73	138	A	Penn St.	76 71								
				89	A	Northwestern	59 76	24	H	Michigan St.	65 55								
				184	H	Illinois	78 70	44	H	Indiana	55 50								
				102	A	Minnesota	65 55	17	A	Maryland	69 75								

Non-Div I Games:

Ohio St.

Loss, Non-Conf, S Site, H Home A Away N Neutral

Average RPI Win:	206	WON-LOST	WINNING	LAST 10	STRENGTH OF	OPP. STRENGTH	TEAM	ADJ.	CONF.	ADJ CONF.
Average RPI Loss:	58	RECORD	PCT. RANK	GAMES	SCHEDULE	OF SCHEDULE	RPI	RPI	RPI	RPI
DIV. I ONLY	6- 17	297	0- 1	13	36	158	158	3	3	
DIV. I NON-CONF.	4- 7	228	0- 1	42	86	160	160	3	3	
TOTALS	RPI 1-25	RPI 26-50	W-L RECORDS	RPI 51-100	RPI 101-150	RPI 150+				
6- 17	0- 5	0- 3	OVERALL	0- 5	3- 4	3- 0				
5- 6	0- 3	0- 1	HOME	0- 2	3- 0	2- 0				
1- 9	0- 2	0- 1	AWAY	0- 3	0- 3	1- 0				
0- 2	0- 0	0- 1	NEUTRAL	0- 0	0- 1	0- 0				
4- 7	0- 1	0- 2	NON-CONFERENCE	0- 2	1- 2	3- 0				
3- 2	0- 1	0- 1	HOME	0- 0	1- 0	2- 0				
1- 3	0- 0	0- 0	AWAY	0- 2	0- 1	1- 0				
0- 2	0- 0	0- 1	NEUTRAL	0- 0	0- 1	0- 0				
2- 10	0- 4	0- 1	CONFERENCE	0- 3	2- 2	0- 0				
2- 4	0- 2	0- 0	HOME	0- 2	2- 0	0- 0				
0- 6	0- 2	0- 1	AWAY	0- 1	0- 2	0- 0				
0- 0	0- 0	0- 0	NEUTRAL	0- 0	0- 0	0- 0				

RPI 1-25				RPI 26-50				RPI 51-100				RPI 101+ Team's RPI: 158			
RPI	S	Opponent	Score	RPI	S	Opponent	Score	RPI	S	Opponent	Score	RPI	S	Opponent	Score
2	H	Baylor	53 74	32	H	DePaul	76 87	54	A	New Mexico	80 84	111	A	Oklahoma St.	74 84
6	H	UConn	63 72	37	A	TCU	71 86	57	A	Auburn	79 95	119	N	UAB	84 89
11	A	Iowa St.	78 104	46	N	Clemson	62 74	58	A	Kansas St.	56 86	127	H	Western Ky.	90 83
25	A	Texas	63 73					58	H	Kansas St.	75 83	131	A	Kansas	79 88
25	H	Texas	67 76					65	H	West Virginia	55 66	131	H	Kansas	78 67
												148	A	South Fla.	70 87
												149	H	Texas Tech	66 61
												222	A	SMU	77 61
												280	H	Central Ark.	65 52
												329	H	Northwestern St.	93 56
LAST 12 Division I GAMES:															
				46	N	Clemson	62 74	2	H	Baylor	53 74				
				131	H	Kansas	78 67	37	A	TCU	71 86				
				58	H	Kansas St.	75 83	11	A	Iowa St.	78 104				
				111	A	Oklahoma St.	74 84	65	H	West Virginia	55 66				
				25	H	Texas	67 76	25	A	Texas	63 73				
				131	A	Kansas	79 88	58	A	Kansas St.	56 86				

Non-Div I Games:

Oklahoma

■ Loss,
■ Non-Conf,
■ S Site,
■ H Home
■ A Away
N Neutral

Average RPI Win:	188	WON-LOST	WINNING	LAST 10	STRENGTH OF	OPP. STRENGTH	TEAM	ADJ.	CONF.	ADJ CONF.
Average RPI Loss:	47	RECORD	PCT. RANK	GAMES	SCHEDULE	OF SCHEDULE	RPI	RPI	RPI	RPI
DIV. I ONLY	13- 10	137	0- 1	72	51	111	111	3	3	
DIV. I NON-CONF.	9- 2	43	0- 0	270	164	109	109	3	3	
TOTALS	RPI 1-25	RPI 26-50	W-L RECORDS	RPI 51-100	RPI 101-150	RPI 150+				
13- 10	0- 4	1- 2	OVERALL	0- 3	2- 1	10- 0				
11- 4	0- 3	1- 0	HOME	0- 1	1- 0	9- 0				
2- 6	0- 1	0- 2	AWAY	0- 2	1- 1	1- 0				
0- 0	0- 0	0- 0	NEUTRAL	0- 0	0- 0	0- 0				
9- 2	0- 0	0- 1	NON-CONFERENCE	0- 1	0- 0	9- 0				
8- 1	0- 0	0- 0	HOME	0- 1	0- 0	8- 0				
1- 1	0- 0	0- 1	AWAY	0- 0	0- 0	1- 0				
0- 0	0- 0	0- 0	NEUTRAL	0- 0	0- 0	0- 0				
4- 8	0- 4	1- 1	CONFERENCE	0- 2	2- 1	1- 0				
3- 3	0- 3	1- 0	HOME	0- 0	1- 0	1- 0				
1- 5	0- 1	0- 1	AWAY	0- 2	1- 1	0- 0				
0- 0	0- 0	0- 0	NEUTRAL	0- 0	0- 0	0- 0				

RPI 1-25				RPI 26-50				RPI 51-100				RPI 101+ Team's RPI: 111			
RPI	S	Opponent	Score	RPI	S	Opponent	Score	RPI	S	Opponent	Score	RPI	S	Opponent	Score
2	H	Baylor	58 66	37	A	TCU	55 69	53	H	Tennessee	63 76	131	A	Kansas	72 62
11	H	Iowa St.	71 84	37	H	TCU	75 71	58	A	Kansas St.	48 59	149	A	Texas Tech	78 90
25	A	Texas	51 60	40	A	UCLA	59 71	65	A	West Virginia	58 67	149	H	Texas Tech	65 57
25	H	Texas	55 61									158	H	Oklahoma	84 74
												163	H	UC Riverside	76 51
												172	H	Oral Roberts	89 69
												177	H	Texas St.	66 55
												183	H	Arkansas St.	62 60
												200	H	Prairie View	70 50
												224	H	Grambling	86 40
												244	A	Wichita St.	60 47
												272	H	Samford	82 62
												338	H	Houston Baptist	77 44
LAST 12 Division I GAMES:															
25	H	Texas	55 61	58	A	Kansas St.	48 59								
149	A	Texas Tech	78 90	131	A	Kansas	72 62								
158	H	Oklahoma	84 74	149	H	Texas Tech	65 57								
37	A	TCU	55 69	65	A	West Virginia	58 67								
2	H	Baylor	58 66	37	H	TCU	75 71								
11	H	Iowa St.	71 84	25	A	Texas	51 60								

Non-Div I Games:

Oklahoma St.

■ Loss,
 ■ Non-Conf,
 S Site,
 ■ Home
 ■ Away
 N Neutral

Average RPI Win:	202	WON-LOST	WINNING	LAST 10	STRENGTH OF	OPP. STRENGTH	TEAM	ADJ.	CONF.	ADJ CONF.
Average RPI Loss:	93	RECORD	PCT. RANK	GAMES	SCHEDULE	OF SCHEDULE	RPI	RPI	RPI	RPI
DIV. I ONLY	17- 7	69	0- 1	92	172	70	70	14	14	
DIV. I NON-CONF.	9- 3	61	0- 1	45	204	39	39	17	17	
TOTALS	RPI 1-25	RPI 26-50	W-L RECORDS	RPI 51-100	RPI 101-150	RPI 150+				
17- 7	0- 1	0- 2	OVERALL	2- 1	4- 2	11- 1				
9- 2	0- 0	0- 0	HOME	1- 1	1- 1	7- 0				
6- 4	0- 1	0- 1	AWAY	1- 0	2- 1	3- 1				
2- 1	0- 0	0- 1	NEUTRAL	0- 0	1- 0	1- 0				
9- 3	0- 1	0- 1	NON-CONFERENCE	1- 1	3- 0	5- 0				
4- 1	0- 0	0- 0	HOME	0- 1	1- 0	3- 0				
3- 1	0- 1	0- 0	AWAY	1- 0	1- 0	1- 0				
2- 1	0- 0	0- 1	NEUTRAL	0- 0	1- 0	1- 0				
8- 4	0- 0	0- 1	CONFERENCE	1- 0	1- 2	6- 1				
5- 1	0- 0	0- 0	HOME	1- 0	0- 1	4- 0				
3- 3	0- 0	0- 1	AWAY	0- 0	1- 1	2- 1				
0- 0	0- 0	0- 0	NEUTRAL	0- 0	0- 0	0- 0				

RPI	S	Opponent	Score	RPI	S	Opponent	Score	RPI	S	Opponent	Score	RPI	S	Opponent	Score
8	A	NC State	56 85	36	A	Rice	42 48	51	H	Middle Tenn.	70 65	101	H	VCU	60 57
				47	N	Saint Mary's (CA)	65 83	78	A	Cincinnati	76 72	119	H	UAB	61 69
								100	H	Virginia	67 73	127	A	Western Ky.	60 75
												128	N	Tennessee Tech	80 73
												129	A	Tulane	56 48
												150	A	Louisiana Tech	70 59
												164	H	William & Mary	83 69
												174	A	North Texas	72 71
												190	A	Southern Miss.	53 50
												217	A	Marshall	48 57
												237	A	Campbell	83 59
												248	N	Jacksonville	78 76
												269	H	Norfolk St.	69 53
												270	H	UTEP	78 59
												295	H	Fla. Atlantic	87 53
												300	H	UTSA	72 47
												318	H	FIU	95 68
												327	H	Coppin St.	81 51
LAST 12 Division I GAMES:															
				47	N	Saint Mary's (CA)	65 83	270	H	UTEP	78 59				
				51	H	Middle Tenn.	70 65	190	A	Southern Miss.	53 50				
				119	H	UAB	61 69	150	A	Louisiana Tech	70 59				
				36	A	Rice	42 48	318	H	FIU	95 68				
				174	A	North Texas	72 71	295	H	Fla. Atlantic	87 53				
				300	H	UTSA	72 47	127	A	Western Ky.	60 75				

Non-Div I Games:

Old Dominion

■ Loss,
■ Non-Conf,
■ S Site,
■ H Home
■ A Away
N Neutral

Average RPI Win: 223	WON-LOST	WINNING	LAST 10	STRENGTH OF	OPP. STRENGTH	TEAM	ADJ.	CONF.	ADJ CONF.
Average RPI Loss: 78	RECORD	PCT. RANK	GAMES	SCHEDULE	OF SCHEDULE	RPI	RPI	RPI	RPI
DIV. I ONLY	9- 16	254	1- 0	76	77	198	198	5	5
DIV. I NON-CONF.	6- 8	199	0- 0	155	208	252	252	4	4
<hr/>									
TOTALS	RPI 1-25	RPI 26-50	W-L RECORDS	RPI 51-100	RPI 101-150	RPI 150+			
9- 16	1- 5	0- 1	OVERALL	0- 5	0- 3	8- 2			
8- 8	0- 1	0- 1	HOME	0- 4	0- 1	8- 1			
1- 5	1- 3	0- 0	AWAY	0- 0	0- 1	0- 1			
0- 3	0- 1	0- 0	NEUTRAL	0- 1	0- 1	0- 0			
6- 8	0- 1	0- 1	NON-CONFERENCE	0- 2	0- 3	6- 1			
6- 4	0- 0	0- 1	HOME	0- 1	0- 1	6- 1			
0- 1	0- 0	0- 0	AWAY	0- 0	0- 1	0- 0			
0- 3	0- 1	0- 0	NEUTRAL	0- 1	0- 1	0- 0			
3- 8	1- 4	0- 0	CONFERENCE	0- 3	0- 0	2- 1			
2- 4	0- 1	0- 0	HOME	0- 3	0- 0	2- 0			
1- 4	1- 3	0- 0	AWAY	0- 0	0- 0	0- 1			
0- 0	0- 0	0- 0	NEUTRAL	0- 0	0- 0	0- 0			

RPI 1-25				RPI 26-50				RPI 51-100				RPI 101+ Team's RPI: 198			
RPI	S	Opponent	Score	RPI	S	Opponent	Score	RPI	S	Opponent	Score	RPI	S	Opponent	Score
6	N	UConn	50 90	37	H	TCU	50 55	57	H	Auburn	51 64	109	N	St. John's (NY)	59 64
9	A	Mississippi St.	49 80					60	H	LSU	41 55	123	H	IUPUI	58 66
14	A	South Carolina	42 76					66	N	Purdue	59 70	150	A	Louisiana Tech	71 80
19	H	Texas A&M	60 72					84	H	Arkansas	55 85	168	H	Temple	62 55
22	A	Kentucky	55 49					95	H	Troy	54 71	187	A	Vanderbilt	68 80
23	A	Missouri	55 78									187	H	Vanderbilt	65 60

Average RPI Win:	326	WON-LOST	WINNING	LAST 10	STRENGTH OF	OPP. STRENGTH	TEAM	ADJ.	CONF.	ADJ CONF.
Average RPI Loss:	148	RECORD	PCT. RANK	GAMES	SCHEDULE	OF SCHEDULE	RPI	RPI	RPI	RPI
DIV. I ONLY	5- 18	311	1- 0	242	252	313	313	19	19	
DIV. I NON-CONF.	4- 7	228	1- 0	297	317	286	286	19	19	
TOTALS	RPI 1-25	RPI 26-50	W-L RECORDS	RPI 51-100	RPI 101-150	RPI 150+				
5- 18	0- 0	0- 4	OVERALL	0- 2	0- 2	5- 10				
3- 8	0- 0	0- 2	HOME	0- 0	0- 0	3- 6				
1- 9	0- 0	0- 2	AWAY	0- 2	0- 2	1- 3				
1- 1	0- 0	0- 0	NEUTRAL	0- 0	0- 0	1- 1				
4- 7	0- 0	0- 0	NON-CONFERENCE	0- 2	0- 2	4- 3				
2- 2	0- 0	0- 0	HOME	0- 0	0- 0	2- 2				
1- 4	0- 0	0- 0	AWAY	0- 2	0- 2	1- 0				
1- 1	0- 0	0- 0	NEUTRAL	0- 0	0- 0	1- 1				
1- 11	0- 0	0- 4	CONFERENCE	0- 0	0- 0	1- 7				
1- 6	0- 0	0- 2	HOME	0- 0	0- 0	1- 4				
0- 5	0- 0	0- 2	AWAY	0- 0	0- 0	0- 3				
0- 0	0- 0	0- 0	NEUTRAL	0- 0	0- 0	0- 0				

RPI S	Opponent	Score	RPI S	Opponent	Score	RPI S	Opponent	Score	RPI S	Opponent	Score	Team's RPI: 313
28	A South Dakota St.	47 81	28	H South Dakota St.	38 82	58	A Kansas St.	46 61	115	A Creighton	51 66	
39	A South Dakota	33 78	39	H South Dakota	49 80	83	A UNI	50 79	145	A Montana St.	56 59	
									157	H Bradley	60 80	
									161	H CSUN	52 64	
									172	H Oral Roberts	56 71	
									173	H Denver	68 95	
									219	A Western Ill.	70 78	
									219	H Western Ill.	67 79	
									228	A North Dakota	57 68	
									228	H North Dakota	68 69	
									237	N Campbell	52 65	
									279	H CSU Bakersfield	53 46	
									323	H North Dakota St.	78 61	
									332	A Purdue Fort Wayne	48 56	
									335	A Detroit Mercy	51 42	
									343	H USC Upstate	96 69	
									349	N Florida A&M	57 50	
LAST 12 Division I GAMES:												
349	N Florida A&M	57 50	332	A Purdue Fort Wayne	48 56							
28	H South Dakota St.	38 82	39	H South Dakota	49 80							
219	H Western Ill.	67 79	219	A Western Ill.	70 78							
39	A South Dakota	33 78	228	A North Dakota	57 68							
228	H North Dakota	68 69	323	H North Dakota St.	78 61							
28	A South Dakota St.	47 81	172	H Oral Roberts	56 71							

Non-Div I Games: Peru St. 91 44 Graceland (IA) 81 39

Omaha

Loss, Non-Conf, S Site, H Home A Away N Neutral

Oral Roberts

Through Games Of Feb. 14, 2019

Average RPI Win:	269	WON-LOST	WINNING	LAST 10	STRENGTH OF	OPP. STRENGTH	TEAM	ADJ.	CONF.	ADJ CONF.
Average RPI Loss:	93	RECORD	PCT. RANK	GAMES	SCHEDULE	OF SCHEDULE	RPI	RPI	RPI	RPI
DIV. I ONLY	12- 12	163	1- 0	188	176	172	172	19	19	
DIV. I NON-CONF.	5- 6	177	0- 0	166	119	159	159	19	19	
TOTALS	RPI 1-25	RPI 26-50	W-L RECORDS	RPI 51-100	RPI 101-150	RPI 150+				
12- 12	0- 1	0- 4	OVERALL	0- 2	0- 3	12- 2				
6- 5	0- 0	0- 2	HOME	0- 1	0- 1	6- 1				
6- 7	0- 1	0- 2	AWAY	0- 1	0- 2	6- 1				
0- 0	0- 0	0- 0	NEUTRAL	0- 0	0- 0	0- 0				
5- 6	0- 1	0- 0	NON-CONFERENCE	0- 2	0- 3	5- 0				
2- 2	0- 0	0- 0	HOME	0- 1	0- 1	2- 0				
3- 4	0- 1	0- 0	AWAY	0- 1	0- 2	3- 0				
0- 0	0- 0	0- 0	NEUTRAL	0- 0	0- 0	0- 0				
7- 6	0- 0	0- 4	CONFERENCE	0- 0	0- 0	7- 2				
4- 3	0- 0	0- 2	HOME	0- 0	0- 0	4- 1				
3- 3	0- 0	0- 2	AWAY	0- 0	0- 0	3- 1				
0- 0	0- 0	0- 0	NEUTRAL	0- 0	0- 0	0- 0				

RPI 1-25				RPI 26-50				RPI 51-100				RPI 101+ Team's RPI: 172			
RPI	S	Opponent	Score	RPI	S	Opponent	Score	RPI	S	Opponent	Score	RPI	S	Opponent	Score
12	A	Iowa	77 90	28	A	South Dakota St.	55 68	84	A	Arkansas	61 74	111	A	Oklahoma St.	69 89
				28	H	South Dakota St.	65 74	96	H	UT Arlington	62 80	131	A	Kansas	58 70
				39	A	South Dakota	64 75					147	H	Tulsa	68 76
				39	H	South Dakota	72 76					173	A	Denver	76 93
												173	H	Denver	74 66
												177	A	Texas St.	81 64
												182	A	Sam Houston St.	73 62
												219	H	Western Ill.	68 64
												228	H	North Dakota	67 75
												232	H	UMKC	75 64
												282	H	Southern Utah	64 59
												313	A	Omaha	71 56
												323	A	North Dakota St.	65 54
												323	H	North Dakota St.	101 72
												332	A	Purdue Fort Wayne	72 61
												332	H	Purdue Fort Wayne	66 56
												338	A	Houston Baptist	74 56
LAST 12 Division I GAMES:															
323	A	North Dakota St.	65 54	173	A	Denver	76 93								
39	A	South Dakota	64 75	39	H	South Dakota	72 76								
173	H	Denver	74 66	28	A	South Dakota St.	55 68								
28	H	South Dakota St.	65 74	332	A	Purdue Fort Wayne	72 61								
332	H	Purdue Fort Wayne	66 56	219	H	Western Ill.	68 64								
323	H	North Dakota St.	101 72	228	H	North Dakota	67 75								

Non-Div I Games: Harris-Stowe 74 46 Cent. Christian (KS94 47

Oral Roberts

Oregon

Through Games Of Feb. 14, 2019

Average RPI Win:	98	WON-LOST	WINNING	LAST 10	STRENGTH OF	OPP. STRENGTH	TEAM	ADJ.	CONF.	ADJ CONF.
Average RPI Loss:	24	RECORD	PCT. RANK	GAMES	SCHEDULE	OF SCHEDULE	RPI	RPI	RPI	RPI
DIV. I ONLY	22- 1	2	1- 0	21	6	4	4	2	2	
DIV. I NON-CONF.	10- 1	17	0- 0	19	40	5	5	2	2	
TOTALS	RPI 1-25	RPI 26-50	W-L RECORDS	RPI 51-100	RPI 101-150	RPI 150+				
22- 1	4- 1	5- 0	OVERALL	3- 0	5- 0	5- 0				
12- 0	3- 0	1- 0	HOME	2- 0	3- 0	3- 0				
9- 1	1- 1	4- 0	AWAY	1- 0	2- 0	1- 0				
1- 0	0- 0	0- 0	NEUTRAL	0- 0	0- 0	1- 0				
10- 1	2- 1	3- 0	NON-CONFERENCE	0- 0	0- 0	5- 0				
6- 0	2- 0	1- 0	HOME	0- 0	0- 0	3- 0				
3- 1	0- 1	2- 0	AWAY	0- 0	0- 0	1- 0				
1- 0	0- 0	0- 0	NEUTRAL	0- 0	0- 0	1- 0				
12- 0	2- 0	2- 0	CONFERENCE	3- 0	5- 0	0- 0				
6- 0	1- 0	0- 0	HOME	2- 0	3- 0	0- 0				
6- 0	1- 0	2- 0	AWAY	1- 0	2- 0	0- 0				
0- 0	0- 0	0- 0	NEUTRAL	0- 0	0- 0	0- 0				

RPI 1-25				RPI 26-50				RPI 51-100				RPI 101+			
RPI	S	Opponent	Score	RPI	S	Opponent	Score	RPI	S	Opponent	Score	RPI	S	Opponent	Score
5	A	Stanford	88 48	28	A	South Dakota St.	87 79	52	H	Utah	87 65	124	A	Washington St.	79 64
9	H	Mississippi St.	82 74	31	H	Buffalo	102 82	55	A	Southern California	93 53	124	H	Washington St.	98 58
10	H	Syracuse	75 73	34	A	California	105 82	79	H	Arizona	93 60	140	H	Colorado	102 43
16	H	Arizona St.	77 71	40	A	UCLA	72 52					143	A	Washington	76 57
24	A	Michigan St.	82 88	47	A	Saint Mary's (CA)	79 55					143	H	Washington	84 71
												160	H	UC Irvine	115 69
												163	N	UC Riverside	94 44
												213	A	Utah St.	88 58
												263	H	Long Beach St.	110 48
												266	H	Air Force	82 36
LAST 12 Division I GAMES:															
5	A	Stanford	88 48	79	H	Arizona	93 60								
34	A	California	105 82	16	H	Arizona St.	77 71								
140	H	Colorado	102 43	40	A	UCLA	72 52								
52	H	Utah	87 65	55	A	Southern California	93 53								
143	A	Washington	76 57	124	H	Washington St.	98 58								
124	A	Washington St.	79 64	143	H	Washington	84 71								

Non-Div I Games: Alas. Fairbanks 115 36

Oregon

■ Loss,
 ■ Non-Conf, S Site,
 ■ Home
 ■ Away
 N Neutral

Average RPI Win:	140	WON-LOST	WINNING	LAST 10	STRENGTH OF	OPP. STRENGTH	TEAM	ADJ.	CONF.	ADJ CONF.
Average RPI Loss:	10	RECORD	PCT. RANK	GAMES	SCHEDULE	OF SCHEDULE	RPI	RPI	RPI	RPI
DIV. I ONLY	20- 4	17	0- 1	116	3	30	30	2	2	
DIV. I NON-CONF.	10- 2	37	0- 1	215	18	67	67	2	2	
TOTALS	RPI 1-25	RPI 26-50	W-L RECORDS	RPI 51-100	RPI 101-150	RPI 150+				
20- 4	1- 4	3- 0	OVERALL	4- 0	6- 0	6- 0				
12- 1	0- 1	1- 0	HOME	3- 0	3- 0	5- 0				
5- 1	0- 1	2- 0	AWAY	1- 0	2- 0	0- 0				
3- 2	1- 2	0- 0	NEUTRAL	0- 0	1- 0	1- 0				
10- 2	1- 2	1- 0	NON-CONFERENCE	1- 0	1- 0	6- 0				
7- 0	0- 0	1- 0	HOME	1- 0	0- 0	5- 0				
0- 0	0- 0	0- 0	AWAY	0- 0	0- 0	0- 0				
3- 2	1- 2	0- 0	NEUTRAL	0- 0	1- 0	1- 0				
10- 2	0- 2	2- 0	CONFERENCE	3- 0	5- 0	0- 0				
5- 1	0- 1	0- 0	HOME	2- 0	3- 0	0- 0				
5- 1	0- 1	2- 0	AWAY	1- 0	2- 0	0- 0				
0- 0	0- 0	0- 0	NEUTRAL	0- 0	0- 0	0- 0				

RPI S	Opponent	Score	RPI S	Opponent	Score	Team's RPI: 30	RPI S	Opponent	Score	RPI S	Opponent	Score
1 N	Notre Dame	81 91	34 A	California	82 74		52 H	Utah	71 63	124 A	Washington St.	52 35
5 A	Stanford	44 61	40 A	UCLA	83 73		55 A	Southern California	76 52	124 H	Washington St.	76 69
14 N	South Carolina	70 68	47 H	Saint Mary's (CA)	89 56		79 H	Arizona	86 64	127 N	Western Ky.	74 60
16 H	Arizona St.	76 79					85 H	Duke	71 57	140 H	Colorado	89 65
19 N	Texas A&M	70 76								143 A	Washington	86 39
										143 H	Washington	78 67
										180 N	Eastern Wash.	93 45
										185 H	Santa Clara	82 31
										279 H	CSU Bakersfield	92 52
										287 H	La Salle	100 46
										312 H	Cal Poly	79 54
										347 H	Ark.-Pine Bluff	89 33
LAST 12 Division I GAMES:												
1 N	Notre Dame	81 91	124 A	Washington St.	52 35							
14 N	South Carolina	70 68	143 A	Washington	86 39							
34 A	California	82 74	16 H	Arizona St.	76 79							
5 A	Stanford	44 61	79 H	Arizona	86 64							
52 H	Utah	71 63	55 A	Southern California	76 52							
140 H	Colorado	89 65	40 A	UCLA	83 73							

Non-Div I Games:

Oregon St.

■ Loss,
■ Non-Conf,
■ S Site,
■ Home
■ A Away
N Neutral

Average RPI Win:	207	WON-LOST	WINNING	LAST 10	STRENGTH OF	OPP. STRENGTH	TEAM	ADJ.	CONF.	ADJ CONF.
Average RPI Loss:	40	RECORD	PCT. RANK	GAMES	SCHEDULE	OF SCHEDULE	RPI	RPI	RPI	RPI
DIV. I ONLY	16- 8	82	1- 0	127	91	88	88	8	8	
DIV. I NON-CONF.	7- 3	83	0- 0	208	152	89	89	7	7	
TOTALS	RPI 1-25	RPI 26-50	W-L RECORDS	RPI 51-100	RPI 101-150	RPI 150+				
16- 8	0- 3	2- 3	OVERALL	1- 1	1- 1	12- 0				
9- 3	0- 1	2- 1	HOME	0- 0	1- 1	6- 0				
7- 4	0- 2	0- 1	AWAY	1- 1	0- 0	6- 0				
0- 1	0- 0	0- 1	NEUTRAL	0- 0	0- 0	0- 0				
7- 3	0- 1	1- 1	NON-CONFERENCE	1- 1	0- 0	5- 0				
4- 0	0- 0	1- 0	HOME	0- 0	0- 0	3- 0				
3- 2	0- 1	0- 0	AWAY	1- 1	0- 0	2- 0				
0- 1	0- 0	0- 1	NEUTRAL	0- 0	0- 0	0- 0				
9- 5	0- 2	1- 2	CONFERENCE	0- 0	1- 1	7- 0				
5- 3	0- 1	1- 1	HOME	0- 0	1- 1	3- 0				
4- 2	0- 1	0- 1	AWAY	0- 0	0- 0	4- 0				
0- 0	0- 0	0- 0	NEUTRAL	0- 0	0- 0	0- 0				

RPI 1-25				RPI 26-50				RPI 51-100 Team's RPI: 88				RPI 101+			
RPI	S	Opponent	Score	RPI	S	Opponent	Score	RPI	S	Opponent	Score	RPI	S	Opponent	Score
13	A	Gonzaga	65 88	34	N	California	69 81	67	A	Lamar University	66 82	104	H	Loyola Marymount	67 72
13	H	Gonzaga	51 63	38	A	BYU	49 75	82	A	UC Davis	83 80	126	H	Pepperdine	78 67
15	A	UCF	57 64	38	H	BYU	74 77					167	A	Portland	76 66
				47	H	Saint Mary's (CA)	76 67					167	H	Portland	87 77
				48	H	Wyoming	70 64					185	A	Santa Clara	74 70
												240	A	Cal St. Fullerton	72 64
												241	A	San Diego	70 53
												241	H	San Diego	79 47
												247	A	San Francisco	85 75
												247	H	San Francisco	74 48
												296	H	UC Santa Barbara	69 53
												316	A	San Jose St.	91 67
												323	H	North Dakota St.	75 68
												342	H	Seattle U	75 61
LAST 12 Division I GAMES:															
247	H	San Francisco	74 48	104	H	Loyola Marymount	67 72								
38	A	BYU	49 75	247	A	San Francisco	85 75								
241	A	San Diego	70 53	185	A	Santa Clara	74 70								
167	H	Portland	87 77	241	H	San Diego	79 47								
13	H	Gonzaga	51 63	38	H	BYU	74 77								
126	H	Pepperdine	78 67	13	A	Gonzaga	65 88								

Non-Div I Games:

Pacific

■ Loss,
 ■ Non-Conf,
 ■ S Site,
 ■ Home
 ■ Away
 N Neutral

Average RPI Win:	219	WON-LOST	WINNING	LAST 10	STRENGTH OF	OPP. STRENGTH	TEAM	ADJ.	CONF.	ADJ CONF.
Average RPI Loss:	39	RECORD	PCT. RANK	GAMES	SCHEDULE	OF SCHEDULE	RPI	RPI	RPI	RPI
DIV. I ONLY	14- 3	21	1- 0	224	103	71	71	11	11	
DIV. I NON-CONF.	9- 3	61	0- 0	248	77	92	92	11	11	
TOTALS	RPI 1-25	RPI 26-50	W-L RECORDS	RPI 51-100	RPI 101-150	RPI 150+				
14- 3	0- 1	0- 1	OVERALL	3- 1	0- 0	11- 0				
6- 1	0- 0	0- 1	HOME	1- 0	0- 0	5- 0				
8- 1	0- 1	0- 0	AWAY	2- 0	0- 0	6- 0				
0- 1	0- 0	0- 0	NEUTRAL	0- 1	0- 0	0- 0				
9- 3	0- 1	0- 1	NON-CONFERENCE	1- 1	0- 0	8- 0				
4- 1	0- 0	0- 1	HOME	0- 0	0- 0	4- 0				
5- 1	0- 1	0- 0	AWAY	1- 0	0- 0	4- 0				
0- 1	0- 0	0- 0	NEUTRAL	0- 1	0- 0	0- 0				
5- 0	0- 0	0- 0	CONFERENCE	2- 0	0- 0	3- 0				
2- 0	0- 0	0- 0	HOME	1- 0	0- 0	1- 0				
3- 0	0- 0	0- 0	AWAY	1- 0	0- 0	2- 0				
0- 0	0- 0	0- 0	NEUTRAL	0- 0	0- 0	0- 0				

RPI 1-25				RPI 26-50				RPI 51-100 Team's RPI: 71				RPI 101+			
RPI	S	Opponent	Score	RPI	S	Opponent	Score	RPI	S	Opponent	Score	RPI	S	Opponent	Score
1	A	Notre Dame	55 75	42	H	Villanova	50 58	73	N	Maine	46 47	168	H	Temple	71 62
								75	H	Yale	54 48	206	A	Navy	65 61
								77	A	Drexel	55 39	206	A	Stetson	75 53
								97	A	Princeton	66 60	229	H	Brown	83 43
												245	H	Saint Joseph's	65 45
												260	A	Columbia	72 60
												275	A	Cornell	59 46
												287	H	La Salle	65 34
												289	A	Siena	58 51
												314	H	NJIT	85 42
												331	A	Iona	66 43
LAST 12 Division I GAMES:															
				75	H	Yale	54 48	97	A	Princeton	66 60				
				229	H	Brown	83 43	206	A	Stetson	75 53				
				260	A	Columbia	72 60	77	A	Drexel	55 39				
				275	A	Cornell	59 46	331	A	Iona	66 43				
				168	H	Temple	71 62	287	H	La Salle	65 34				
				42	H	Villanova	50 58	73	N	Maine	46 47				

Non-Div I Games: Haverford 81 46

Penn

Average RPI Win:	168	WON-LOST	WINNING	LAST 10	STRENGTH OF	OPP. STRENGTH	TEAM	ADJ.	CONF.	ADJ CONF.
Average RPI Loss:	60	RECORD	PCT. RANK	GAMES	SCHEDULE	OF SCHEDULE	RPI	RPI	RPI	RPI
DIV. I ONLY	10- 14	222	0- 1	30	70	138	138	4	4	
DIV. I NON-CONF.	7- 4	108	0- 0	64	142	105	105	6	6	
TOTALS	RPI 1-25	RPI 26-50	W-L RECORDS	RPI 51-100	RPI 101-150	RPI 150+				
10- 14	0- 4	0- 5	OVERALL	2- 3	2- 0	6- 2				
8- 8	0- 2	0- 3	HOME	2- 1	1- 0	5- 2				
2- 6	0- 2	0- 2	AWAY	0- 2	1- 0	1- 0				
0- 0	0- 0	0- 0	NEUTRAL	0- 0	0- 0	0- 0				
7- 4	0- 1	0- 1	NON-CONFERENCE	2- 0	2- 0	3- 2				
6- 3	0- 0	0- 1	HOME	2- 0	1- 0	3- 2				
1- 1	0- 1	0- 0	AWAY	0- 0	1- 0	0- 0				
0- 0	0- 0	0- 0	NEUTRAL	0- 0	0- 0	0- 0				
3- 10	0- 3	0- 4	CONFERENCE	0- 3	0- 0	3- 0				
2- 5	0- 2	0- 2	HOME	0- 1	0- 0	2- 0				
1- 5	0- 1	0- 2	AWAY	0- 2	0- 0	1- 0				
0- 0	0- 0	0- 0	NEUTRAL	0- 0	0- 0	0- 0				

RPI 1-25				RPI 26-50				RPI 51-100				RPI 101+ Team's RPI: 138			
RPI	S	Opponent	Score	RPI	S	Opponent	Score	RPI	S	Opponent	Score	RPI	S	Opponent	Score
12	H	Iowa	61 81	26	A	Rutgers	61 74	89	A	Northwestern	63 78	116	H	Providence	74 72
17	A	Maryland	67 79	26	H	Rutgers	61 69	91	A	Ohio St.	73 78	120	A	Fordham	72 55
17	H	Maryland	61 77	34	H	California	58 75	91	H	Ohio St.	71 76	162	H	Stony Brook	70 81
18	A	Florida St.	58 87	44	A	Indiana	75 83	97	H	Princeton	79 71	166	H	Duquesne	58 64
				49	H	Michigan	62 66	99	H	American	80 59	175	A	Wisconsin	65 59
												175	H	Wisconsin	71 64
												184	H	Illinois	62 48
												228	H	North Dakota	75 68
												233	H	St. Bonaventure	80 65
												248	H	Jacksonville	80 61
LAST 12 Division I GAMES:															
89	A	Northwestern	63 78	17	A	Maryland	67 79								
49	H	Michigan	62 66	91	H	Ohio St.	71 76								
91	A	Ohio St.	73 78	184	H	Illinois	62 48								
12	H	Iowa	61 81	26	A	Rutgers	61 74								
26	H	Rutgers	61 69	175	H	Wisconsin	71 64								
175	A	Wisconsin	65 59	44	A	Indiana	75 83								













































Non-Div I Games:

Penn St.

Pepperdine





Through Games Of Feb. 14, 2019

Average RPI Win:	225	WON-LOST	WINNING	LAST 10	STRENGTH OF	OPP. STRENGTH	TEAM	ADJ.	CONF.	ADJ CONF.
Average RPI Loss:	103	RECORD	PCT. RANK	GAMES	SCHEDULE	OF SCHEDULE	RPI	RPI	RPI	RPI
DIV. I ONLY	15- 8	93	0- 0	264	96	126	126	8	8	
DIV. I NON-CONF.	6- 4	125	0- 0	345	192	214	214	7	7	
TOTALS	RPI 1-25	RPI 26-50	W-L RECORDS	RPI 51-100	RPI 101-150	RPI 150+				
15- 8	0- 1	1- 2	OVERALL	0- 2	1- 2	13- 1				
7- 1	0- 1	1- 0	HOME	0- 0	1- 0	5- 0				
6- 6	0- 0	0- 2	AWAY	0- 2	0- 2	6- 0				
2- 1	0- 0	0- 0	NEUTRAL	0- 0	0- 0	2- 1				
6- 4	0- 0	0- 0	NON-CONFERENCE	0- 1	0- 2	6- 1				
1- 0	0- 0	0- 0	HOME	0- 0	0- 0	1- 0				
3- 3	0- 0	0- 0	AWAY	0- 1	0- 2	3- 0				
2- 1	0- 0	0- 0	NEUTRAL	0- 0	0- 0	2- 1				
9- 4	0- 1	1- 2	CONFERENCE	0- 1	1- 0	7- 0				
6- 1	0- 1	1- 0	HOME	0- 0	1- 0	4- 0				
3- 3	0- 0	0- 2	AWAY	0- 1	0- 0	3- 0				
0- 0	0- 0	0- 0	NEUTRAL	0- 0	0- 0	0- 0				

RPI S Opponent	Score	RPI S Opponent	Score	RPI S Opponent	Score	RPI S Opponent	Score	Team's RPI: 126
13  Gonzaga	54  79	38  BYU	58  83	88  Pacific	67  78	104  Loyola Marymount	95 86	
		38  BYU	79 65	93  Idaho St.	63  65	116  Providence	47  66	
		47  Saint Mary's (CA)	68  79			140  Colorado	65  80	
						167  Portland	82 68	
						185  Santa Clara	76 74	
						185  Santa Clara	74 48	
						225 N Sacramento St.	113 97	
						241  San Diego	74 55	
						241  San Diego	88 65	
						242  Hawaii	65 64	
						247  San Francisco	72 66	
						247  San Francisco	69 50	
						274 N Northern Ky.	51 46	
						287 N La Salle	55  62	
						312  Cal Poly	70 63	
						322  Weber St.	68 47	
						342  Seattle U	78 64	
LAST 12 Division I GAMES:								
185  Santa Clara	76 74	104  Loyola Marymount	95 86					
247  San Francisco	72 66	247  San Francisco	69 50					
38  BYU	79 65	185  Santa Clara	74 48					
241  San Diego	88 65	241  San Diego	74 55					
88  Pacific	67  78	38  BYU	58  83					
47  Saint Mary's (CA)	68  79	13  Gonzaga	54  79					

Non-Div I Games: Cal St. L.A. 80 56

Pepperdine

 Loss,  Non-Conf, S Site,  Home  Away N Neutral

Average RPI Win:	150	WON-LOST	WINNING	LAST 10	STRENGTH OF	OPP. STRENGTH	TEAM	ADJ.	CONF.	ADJ CONF.
Average RPI Loss:	60	RECORD	PCT. RANK	GAMES	SCHEDULE	OF SCHEDULE	RPI	RPI	RPI	RPI
DIV. I ONLY	10- 16	240	1- 0	19	27	121	121	1	1	
DIV. I NON-CONF.	9- 5	104	0- 0	61	141	85	85	1	1	
TOTALS	RPI 1-25	RPI 26-50	W-L RECORDS	RPI 51-100	RPI 101-150	RPI 150+				
10- 16	0- 6	1- 2	OVERALL	3- 5	2- 2	4- 1				
6- 9	0- 3	1- 1	HOME	1- 3	2- 2	2- 0				
2- 6	0- 3	0- 1	AWAY	1- 2	0- 0	1- 0				
2- 1	0- 0	0- 0	NEUTRAL	1- 0	0- 0	1- 1				
9- 5	0- 1	0- 0	NON-CONFERENCE	3- 2	2- 1	4- 1				
5- 3	0- 1	0- 0	HOME	1- 1	2- 1	2- 0				
2- 1	0- 0	0- 0	AWAY	1- 1	0- 0	1- 0				
2- 1	0- 0	0- 0	NEUTRAL	1- 0	0- 0	1- 1				
1- 11	0- 5	1- 2	CONFERENCE	0- 3	0- 1	0- 0				
1- 6	0- 2	1- 1	HOME	0- 2	0- 1	0- 0				
0- 5	0- 3	0- 1	AWAY	0- 1	0- 0	0- 0				
0- 0	0- 0	0- 0	NEUTRAL	0- 0	0- 0	0- 0				

RPI S	Opponent	Score	RPI S	Opponent	Score	RPI S	Opponent	Score	RPI S	Opponent	Score	Team's RPI: 121
1	A Notre Dame	44 100	29	H North Carolina	91 78	65	H West Virginia	43 77	105	H Boston College	55 59	
3	A Louisville	42 70	43	A Georgia Tech	55 67	68	H Virginia Tech	58 74	106	H UNCW	60 56	
8	A NC State	34 63	46	H Clemson	59 65	78	H Cincinnati	65 48	120	H Fordham	65 62	
10	H Syracuse	50 82				84	N Arkansas	61 54	125	H Youngstown St.	55 64	
15	H UCF	58 61				85	A Duke	55 74	166	A Duquesne	66 58	
21	H Miami (FL)	51 65				89	A Northwestern	52 49	175	N Wisconsin	42 57	
						90	A Georgetown	41 70	218	H Saint Francis (PA)	78 75	
						100	H Virginia	57 74	290	N Tennessee St.	78 56	
									315	H New Orleans	90 38	
LAST 12 Division I GAMES:												
29	H North Carolina	91 78	100	H Virginia	57 74							
21	H Miami (FL)	51 65	46	H Clemson	59 65							
43	A Georgia Tech	55 67	10	H Syracuse	50 82							
85	A Duke	55 74	105	H Boston College	55 59							
68	H Virginia Tech	58 74	8	A NC State	34 63							
3	A Louisville	42 70	1	A Notre Dame	44 100							

Non-Div I Games:

Pittsburgh

■ Loss,
 ■ Non-Conf, S Site,
 ■ Home
 ■ Away
 N Neutral

Average RPI Win:	257	WON-LOST	WINNING	LAST 10	STRENGTH OF	OPP. STRENGTH	TEAM	ADJ.	CONF.	ADJ CONF.
Average RPI Loss:	83	RECORD	PCT. RANK	GAMES	SCHEDULE	OF SCHEDULE	RPI	RPI	RPI	RPI
DIV. I ONLY	8- 14	248	0- 0	55	155	167	167	8	8	
DIV. I NON-CONF.	6- 3	91	0- 0	173	343	125	125	7	7	
TOTALS	RPI 1-25	RPI 26-50	W-L RECORDS	RPI 51-100	RPI 101-150	RPI 150+				
8- 14	0- 2	0- 4	OVERALL	0- 3	0- 3	8- 2				
4- 6	0- 1	0- 2	HOME	0- 1	0- 0	4- 2				
4- 7	0- 1	0- 2	AWAY	0- 1	0- 3	4- 0				
0- 1	0- 0	0- 0	NEUTRAL	0- 1	0- 0	0- 0				
6- 3	0- 0	0- 0	NON-CONFERENCE	0- 1	0- 1	6- 1				
3- 1	0- 0	0- 0	HOME	0- 0	0- 0	3- 1				
3- 1	0- 0	0- 0	AWAY	0- 0	0- 1	3- 0				
0- 1	0- 0	0- 0	NEUTRAL	0- 1	0- 0	0- 0				
2- 11	0- 2	0- 4	CONFERENCE	0- 2	0- 2	2- 1				
1- 5	0- 1	0- 2	HOME	0- 1	0- 0	1- 1				
1- 6	0- 1	0- 2	AWAY	0- 1	0- 2	1- 0				
0- 0	0- 0	0- 0	NEUTRAL	0- 0	0- 0	0- 0				

RPI 1-25				RPI 26-50				RPI 51-100				RPI 101+ Team's RPI: 167			
RPI	S	Opponent	Score	RPI	S	Opponent	Score	RPI	S	Opponent	Score	RPI	S	Opponent	Score
13	A	Gonzaga	71 97	38	A	BYU	71 79	79	N	Arizona	70 92	104	A	Loyola Marymount	58 76
13	H	Gonzaga	62 93	38	H	BYU	69 70	88	A	Pacific	77 87	126	A	Pepperdine	68 82
				47	A	Saint Mary's (CA)	85 113	88	H	Pacific	66 76	134	A	Portland St.	79 92
				47	H	Saint Mary's (CA)	91 98					160	H	UC Irvine	69 84
												185	H	Santa Clara	66 72
												213	H	Utah St.	61 54
												240	H	Cal St. Fullerton	83 74
												241	A	San Diego	69 60
												242	A	Hawaii	72 65
												247	H	San Francisco	78 73
												266	H	Air Force	79 60
												285	A	Utah Valley	65 60
												322	A	Weber St.	89 73
LAST 12 Division I GAMES:															
38	H	BYU	69 70	38	A	BYU	71 79								
13	H	Gonzaga	62 93	241	A	San Diego	69 60								
88	A	Pacific	77 87	13	A	Gonzaga	71 97								
47	A	Saint Mary's (CA)	85 113	47	H	Saint Mary's (CA)	91 98								
247	H	San Francisco	78 73	88	H	Pacific	66 76								
185	H	Santa Clara	66 72	104	A	Loyola Marymount	58 76								

Non-Div I Games: Warner Pacific 98 63 Willamette 82 27

Portland

Loss, Non-Conf, S Site, H Home A Away N Neutral

Average RPI Win:	233	WON-LOST	WINNING	LAST 10	STRENGTH OF	OPP. STRENGTH	TEAM	ADJ.	CONF.	ADJ CONF.
Average RPI Loss:	115	RECORD	PCT. RANK	GAMES	SCHEDULE	OF SCHEDULE	RPI	RPI	RPI	RPI
DIV. I ONLY	17- 4	25	1- 0	316	191	134	134	16	16	
DIV. I NON-CONF.	7- 1	30	0- 0	337	249	166	166	12	12	
TOTALS	RPI 1-25	RPI 26-50	W-L RECORDS	RPI 51-100	RPI 101-150	RPI 150+				
17- 4	0- 0	0- 0	OVERALL	1- 2	2- 1	14- 1				
12- 2	0- 0	0- 0	HOME	1- 1	2- 0	9- 1				
5- 2	0- 0	0- 0	AWAY	0- 1	0- 1	5- 0				
0- 0	0- 0	0- 0	NEUTRAL	0- 0	0- 0	0- 0				
7- 1	0- 0	0- 0	NON-CONFERENCE	1- 0	0- 0	6- 1				
5- 1	0- 0	0- 0	HOME	1- 0	0- 0	4- 1				
2- 0	0- 0	0- 0	AWAY	0- 0	0- 0	2- 0				
0- 0	0- 0	0- 0	NEUTRAL	0- 0	0- 0	0- 0				
10- 3	0- 0	0- 0	CONFERENCE	0- 2	2- 1	8- 0				
7- 1	0- 0	0- 0	HOME	0- 1	2- 0	5- 0				
3- 2	0- 0	0- 0	AWAY	0- 1	0- 1	3- 0				
0- 0	0- 0	0- 0	NEUTRAL	0- 0	0- 0	0- 0				

RPI S	Opponent	Score	RPI S	Opponent	Score	RPI S	Opponent	Score	RPI S	Opponent	Score
						82	H UC Davis	65 50	122	A Northern Colo.	63 79
						86	A Idaho	78 80	122	H Northern Colo.	85 66
						93	H Idaho St.	57 58	145	H Montana St.	55 53
									160	H UC Irvine	68 73
									167	H Portland	92 79
									170	H Montana	78 60
									180	A Eastern Wash.	76 64
									201	H UNLV	58 49
									225	H Sacramento St.	74 58
									236	A Northern Ariz.	74 59
									236	H Northern Ariz.	72 55
									270	A UTEP	89 61
									282	H Southern Utah	63 49
									316	H San Jose St.	80 51
									322	A Weber St.	77 59
									322	H Weber St.	65 38
									337	A Grand Canyon	60 55
									342	H Seattle U	68 43
LAST 12 Division I GAMES:											
236	A Northern Ariz.	74 59	180	A Eastern Wash.	76 64	236	H Northern Ariz.	72 55	282	H Southern Utah	63 49
122	H Northern Colo.	85 66	322	A Weber St.	77 59	170	H Montana	78 60	322	H Weber St.	65 38
225	H Sacramento St.	74 58	145	H Montana St.	55 53						
93	H Idaho St.	57 58									
322	H Weber St.	65 38									
86	A Idaho	78 80									

Non-Div I Games: Warner Pacific 102 49

Portland St.

Average RPI Win:	287	WON-LOST	WINNING	LAST 10	STRENGTH OF	OPP. STRENGTH	TEAM	ADJ.	CONF.	ADJ CONF.
Average RPI Loss:	127	RECORD	PCT. RANK	GAMES	SCHEDULE	OF SCHEDULE	RPI	RPI	RPI	RPI
DIV. I ONLY	8- 10	207	0- 1	239	258	200	200	29	29	
DIV. I NON-CONF.	1- 7	319	0- 0	24	51	192	192	28	28	
TOTALS	RPI 1-25	RPI 26-50	W-L RECORDS	RPI 51-100	RPI 101-150	RPI 150+				
8- 10	0- 2	0- 1	OVERALL	0- 1	0- 2	8- 4				
3- 3	0- 0	0- 1	HOME	0- 0	0- 0	3- 2				
4- 7	0- 2	0- 0	AWAY	0- 1	0- 2	4- 2				
1- 0	0- 0	0- 0	NEUTRAL	0- 0	0- 0	1- 0				
1- 7	0- 2	0- 1	NON-CONFERENCE	0- 1	0- 2	1- 1				
0- 1	0- 0	0- 1	HOME	0- 0	0- 0	0- 0				
0- 6	0- 2	0- 0	AWAY	0- 1	0- 2	0- 1				
1- 0	0- 0	0- 0	NEUTRAL	0- 0	0- 0	1- 0				
7- 3	0- 0	0- 0	CONFERENCE	0- 0	0- 0	7- 3				
3- 2	0- 0	0- 0	HOME	0- 0	0- 0	3- 2				
4- 1	0- 0	0- 0	AWAY	0- 0	0- 0	4- 1				
0- 0	0- 0	0- 0	NEUTRAL	0- 0	0- 0	0- 0				

RPI 1-25				RPI 26-50				RPI 51-100				RPI 101+ Team's RPI: 200			
RPI	S	Opponent	Score	RPI	S	Opponent	Score	RPI	S	Opponent	Score	RPI	S	Opponent	Score
11	A	Iowa St.	46 94	36	H	Rice	58 68	84	A	Arkansas	44 71	111	A	Oklahoma St.	50 70
19	A	Texas A&M	57 70									140	A	Colorado	38 79
												186	A	Southern U.	55 54
												211	A	Texas Southern	67 73
												211	H	Texas Southern	44 52
												223	A	UTRGV	50 57
												224	H	Grambling	63 64
												251	H	Alabama St.	71 59
												264	N	A&M-Corpus Christi	67 59
												288	H	Jackson St.	76 57
												302	H	Alabama A&M	77 65
												310	A	Mississippi Val.	75 65
												347	A	Ark.-Pine Bluff	80 41
												350	A	Alcorn	82 61
LAST 12 Division I GAMES:															
211	A	Texas Southern	67 73	288	H	Jackson St.	76 57	211	H	Texas Southern	44 52				
251	H	Alabama St.	71 59	350	A	Alcorn	82 61	186	A	Southern U.	55 54				
302	H	Alabama A&M	77 65	19	A	Texas A&M	57 70	11	A	Iowa St.	46 94				
347	A	Ark.-Pine Bluff	80 41												
310	A	Mississippi Val.	75 65												
224	H	Grambling	63 64												

Non-Div I Games: Jarvis Christian 117 32 Arlington Baptist 105 31

Prairie View

Loss, Non-Conf, S Site, H Home A Away N Neutral

Presbyterian

Through Games Of Feb. 14, 2019

Average RPI Win:	314	WON-LOST	WINNING	LAST 10	STRENGTH OF	OPP. STRENGTH	TEAM	ADJ.	CONF.	ADJ CONF.
Average RPI Loss:	201	RECORD	PCT. RANK	GAMES	SCHEDULE	OF SCHEDULE	RPI	RPI	RPI	RPI
DIV. I ONLY	4- 19	324	0- 1	287	314	333	333	28	28	
DIV. I NON-CONF.	2- 9	297	0- 0	274	295	315	315	29	29	
TOTALS	RPI 1-25	RPI 26-50	W-L RECORDS	RPI 51-100	RPI 101-150	RPI 150+				
4- 19	0- 0	0- 0	OVERALL	0- 2	0- 3	4- 14				
3- 6	0- 0	0- 0	HOME	0- 0	0- 0	3- 6				
1- 13	0- 0	0- 0	AWAY	0- 2	0- 3	1- 8				
0- 0	0- 0	0- 0	NEUTRAL	0- 0	0- 0	0- 0				
2- 9	0- 0	0- 0	NON-CONFERENCE	0- 1	0- 2	2- 6				
1- 2	0- 0	0- 0	HOME	0- 0	0- 0	1- 2				
1- 7	0- 0	0- 0	AWAY	0- 1	0- 2	1- 4				
0- 0	0- 0	0- 0	NEUTRAL	0- 0	0- 0	0- 0				
2- 10	0- 0	0- 0	CONFERENCE	0- 1	0- 1	2- 8				
2- 4	0- 0	0- 0	HOME	0- 0	0- 0	2- 4				
0- 6	0- 0	0- 0	AWAY	0- 1	0- 1	0- 4				
0- 0	0- 0	0- 0	NEUTRAL	0- 0	0- 0	0- 0				

RPI S	Opponent	Score	RPI S	Opponent	Score	RPI S	Opponent	Score	RPI S	Opponent	Score	Team's RPI: 333
						53	A Tennessee	49 97	106	A UNCW	48 63	
						92	A Radford	49 59	108	A Georgia	59 83	
									130	A High Point	40 79	
									154	A Davidson	56 83	
									179	A Hampton	62 79	
									187	A Vanderbilt	43 78	
									197	A UNC Asheville	45 51	
									197	H UNC Asheville	43 52	
									209	A Furman	68 76	
									237	A Campbell	46 51	
									246	H Gardner-Webb	58 66	
									271	A Winthrop	52 55	
									271	H Winthrop	54 62	
									272	A Samford	54 75	
									281	H Wofford	61 50	
									284	H Ga. Southern	68 69	
									292	A Col. of Charleston	71 65	
									306	H South Carolina St.	48 57	
									319	H Charleston So.	55 63	
									340	H Longwood	81 66	
									343	H USC Upstate	70 54	
LAST 12 Division I GAMES:												
197	A	UNC Asheville	45	51	92	A	Radford	49	59			
271	H	Winthrop	54	62	246	H	Gardner-Webb	58	66			
179	A	Hampton	62	79	343	H	USC Upstate	70	54			
319	H	Charleston So.	55	63	130	A	High Point	40	79			
197	H	UNC Asheville	43	52	340	H	Longwood	81	66			
271	A	Winthrop	52	55	237	A	Campbell	46	51			

Non-Div I Games:

Presbyterian

Loss, Non-Conf, S Site, H Home A Away N Neutral

Average RPI Win:	201	WON-LOST	WINNING	LAST 10	STRENGTH OF	OPP. STRENGTH	TEAM	ADJ.	CONF.	ADJ CONF.
Average RPI Loss:	84	RECORD	PCT. RANK	GAMES	SCHEDULE	OF SCHEDULE	RPI	RPI	RPI	RPI
DIV. I ONLY	11- 9	143	1- 0	70	115	97	97	11	11	
DIV. I NON-CONF.	8- 7	160	0- 0	73	81	81	81	11	11	
TOTALS	RPI 1-25	RPI 26-50	W-L RECORDS	RPI 51-100	RPI 101-150	RPI 150+				
11- 9	0- 1	0- 2	OVERALL	1- 3	2- 2	8- 1				
4- 3	0- 0	0- 0	HOME	1- 2	1- 1	2- 0				
7- 3	0- 0	0- 1	AWAY	0- 0	1- 1	6- 1				
0- 3	0- 1	0- 1	NEUTRAL	0- 1	0- 0	0- 0				
8- 7	0- 1	0- 2	NON-CONFERENCE	1- 1	2- 2	5- 1				
3- 1	0- 0	0- 0	HOME	1- 0	1- 1	1- 0				
5- 3	0- 0	0- 1	AWAY	0- 0	1- 1	4- 1				
0- 3	0- 1	0- 1	NEUTRAL	0- 1	0- 0	0- 0				
3- 2	0- 0	0- 0	CONFERENCE	0- 2	0- 0	3- 0				
1- 2	0- 0	0- 0	HOME	0- 2	0- 0	1- 0				
2- 0	0- 0	0- 0	AWAY	0- 0	0- 0	2- 0				
0- 0	0- 0	0- 0	NEUTRAL	0- 0	0- 0	0- 0				

RPI S	Opponent	Score	RPI S	Opponent	Score	RPI S	Opponent	Score	RPI S	Opponent	Score
10 N	Syracuse	61 92	32 N	DePaul	67 82	58 N	Kansas St.	61 80	107 A	Hartford	75 38
			42 A	Villanova	46 67	64 H	Quinnipiac	54 42	118 H	Seton Hall	66 70
						71 H	Penn	60 66	138 A	Penn St.	71 79
						75 H	Yale	86 96	146 H	Marist	60 57
									154 H	Davidson	65 57
									178 A	Rider	89 65
									208 A	George Washington	49 64
									214 A	Monmouth	79 47
									229 H	Brown	93 74
									260 A	Columbia	79 64
									262 A	St. Francis Brooklyn	83 64
									275 A	Cornell	75 46
									320 A	New Hampshire	90 42
LAST 12 Division I GAMES:											
229 H	Brown	93 74	107 A	Hartford	75 38						
75 H	Yale	86 96	262 A	St. Francis Brooklyn	83 64						
275 A	Cornell	75 46	146 H	Marist	60 57						
260 A	Columbia	79 64	214 A	Monmouth	79 47						
71 H	Penn	60 66	64 H	Quinnipiac	54 42						
320 A	New Hampshire	90 42	154 H	Davidson	65 57						

Non-Div I Games:

Princeton

■ Loss,
■ Non-Conf, S Site,
■ Home
■ Away
N Neutral

Providence

Through Games Of Feb. 14, 2019

Average RPI Win:	166	WON-LOST	WINNING	LAST 10	STRENGTH OF	OPP. STRENGTH	TEAM	ADJ.	CONF.	ADJ CONF.
Average RPI Loss:	91	RECORD	PCT. RANK	GAMES	SCHEDULE	OF SCHEDULE	RPI	RPI	RPI	RPI
DIV. I ONLY	14- 11	140	1- 0	113	69	116	116	6	6	
DIV. I NON-CONF.	8- 4	91	1- 0	245	165	152	152	5	5	
TOTALS	RPI 1-25	RPI 26-50	W-L RECORDS	RPI 51-100	RPI 101-150	RPI 150+				
14- 11	0- 1	2- 2	OVERALL	1- 4	5- 3	6- 1				
9- 4	0- 0	2- 0	HOME	1- 3	2- 1	4- 0				
4- 7	0- 1	0- 2	AWAY	0- 1	3- 2	1- 1				
1- 0	0- 0	0- 0	NEUTRAL	0- 0	0- 0	1- 0				
8- 4	0- 0	0- 0	NON-CONFERENCE	1- 2	2- 1	5- 1				
5- 2	0- 0	0- 0	HOME	1- 2	1- 0	3- 0				
2- 2	0- 0	0- 0	AWAY	0- 0	1- 1	1- 1				
1- 0	0- 0	0- 0	NEUTRAL	0- 0	0- 0	1- 0				
6- 7	0- 1	2- 2	CONFERENCE	0- 2	3- 2	1- 0				
4- 2	0- 0	2- 0	HOME	0- 1	1- 1	1- 0				
2- 5	0- 1	0- 2	AWAY	0- 1	2- 1	0- 0				
0- 0	0- 0	0- 0	NEUTRAL	0- 0	0- 0	0- 0				

RPI 1-25			RPI 26-50			RPI 51-100			RPI 101+ Team's RPI: 116		
RPI	S	Opponent	Score	RPI	S	Opponent	Score	RPI	S	Opponent	Score
7	A	Marquette	46 85	32	A	DePaul	62 88	64	H	Quinnipiac	44 48
				42	A	Villanova	33 53	75	H	Yale	59 42
				42	H	Villanova	67 61	80	H	Northeastern	59 65
				45	H	Butler	74 68	90	A	Georgetown	56 61
								90	H	Georgetown	52 68
LAST 12 Division I GAMES:											
307	N	Bryant	72 64	169	H	Xavier	71 58	105	A	Boston College	61 57
109	H	St. John's (NY)	57 60	45	H	Butler	74 68	109	A	St. John's (NY)	67 66
118	H	Seton Hall	82 75	118	A	Seton Hall	73 79	109	H	St. John's (NY)	57 60
90	A	Georgetown	56 61	109	A	St. John's (NY)	67 66	115	A	Creighton	77 63
42	A	Villanova	33 53	42	H	Villanova	67 61	118	A	Seton Hall	73 79
115	A	Creighton	77 63	90	H	Georgetown	52 68	118	H	Seton Hall	82 75
								126	H	Pepperdine	66 47
								138	A	Penn St.	72 74
								169	H	Xavier	71 58
								226	H	Sacred Heart	62 52
								227	A	Rhode Island	65 72
								274	H	Northern Ky.	48 43
								287	H	La Salle	77 47
								307	N	Bryant	72 64
								325	A	UMass Lowell	71 47

Non-Div I Games:

Providence

■ Loss,
 ■ Non-Conf,
 ■ S Site,
 ■ H Home
 ■ A Away
 N Neutral

Average RPI Win: 141		WON-LOST	WINNING	LAST 10	STRENGTH OF	OPP. STRENGTH	TEAM	ADJ.	CONF.	ADJ CONF.
Average RPI Loss: 63		RECORD	PCT. RANK	GAMES	SCHEDULE	OF SCHEDULE	RPI	RPI	RPI	RPI
DIV. I ONLY		16- 11	124	0- 1	33	58	66	66	4	4
DIV. I NON-CONF.		9- 4	85	0- 0	56	101	65	65	6	6
TOTALS		RPI 1-25	RPI 26-50		W-L RECORDS		RPI 51-100	RPI 101-150	RPI 150+	
16- 11	2- 4	2- 2		OVERALL		3- 2	1- 2	8- 1		
12- 3	2- 1	2- 0		HOME		2- 1	0- 1	6- 0		
3- 6	0- 2	0- 2		AWAY		1- 1	1- 0	1- 1		
1- 2	0- 1	0- 0		NEUTRAL		0- 0	0- 1	1- 0		
9- 4	1- 2	0- 1		NON-CONFERENCE		1- 0	0- 1	7- 0		
7- 1	1- 1	0- 0		HOME		1- 0	0- 0	5- 0		
1- 1	0- 0	0- 1		AWAY		0- 0	0- 0	1- 0		
1- 2	0- 1	0- 0		NEUTRAL		0- 0	0- 1	1- 0		
7- 7	1- 2	2- 1		CONFERENCE		2- 2	1- 1	1- 1		
5- 2	1- 0	2- 0		HOME		1- 1	0- 1	1- 0		
2- 5	0- 2	0- 1		AWAY		1- 1	1- 0	0- 1		
0- 0	0- 0	0- 0		NEUTRAL		0- 0	0- 0	0- 0		

RPI S	Opponent	Score	RPI S	Opponent	Score	RPI S	Opponent	Score	RPI S	Opponent	Score
6 N	UConn	40 86	26 A	Rutgers	63 65	87 H	Harvard	66 65	102 A	Minnesota	64 53
12 A	Iowa	58 72	33 A	Ohio	73 80	89 A	Northwestern	57 54	102 H	Minnesota	45 65
12 H	Iowa	62 57	44 H	Indiana	56 53	91 H	Ohio St.	60 42	109 N	St. John's (NY)	62 68
14 H	South Carolina	73 82	49 H	Michigan	71 70	94 A	Nebraska	61 67	157 H	Bradley	74 61
21 H	Miami (FL)	74 63				94 H	Nebraska	64 84	175 A	Wisconsin	69 76
24 A	Michigan St.	66 74							184 H	Illinois	72 50
									191 A	Ball St.	80 38
									198 N	Ole Miss	70 59
									219 H	Western Ill.	81 60
									234 H	Albany (NY)	53 41
									249 H	Loyola Chicago	65 41
									332 H	Purdue Fort Wayne	78 44
LAST 12 Division I GAMES:											
102 H	Minnesota	45 65	102 A	Minnesota	64 53						
94 A	Nebraska	61 67	44 H	Indiana	56 53						
184 H	Illinois	72 50	26 A	Rutgers	63 65						
24 A	Michigan St.	66 74	89 A	Northwestern	57 54						
94 H	Nebraska	64 84	12 H	Iowa	62 57						
12 A	Iowa	58 72	49 H	Michigan	71 70						

Non-Div I Games:

Purdue

■ Loss,
■ Non-Conf,
■ S Site,
■ H Home
■ A Away
N Neutral

Average RPI Win:	273	WON-LOST	WINNING	LAST 10	STRENGTH OF	OPP. STRENGTH	TEAM	ADJ.	CONF.	ADJ CONF.
Average RPI Loss:	190	RECORD	PCT. RANK	GAMES	SCHEDULE	OF SCHEDULE	RPI	RPI	RPI	RPI
DIV. I ONLY	3- 18	331	0- 1	271	245	332	332	19	19	
DIV. I NON-CONF.	1- 8	322	0- 0	342	286	347	347	19	19	
TOTALS	RPI 1-25	RPI 26-50	W-L RECORDS	RPI 51-100	RPI 101-150	RPI 150+				
3- 18	0- 0	0- 3	OVERALL	0- 1	0- 0	3- 14				
2- 7	0- 0	0- 2	HOME	0- 0	0- 0	2- 5				
1- 11	0- 0	0- 1	AWAY	0- 1	0- 0	1- 9				
0- 0	0- 0	0- 0	NEUTRAL	0- 0	0- 0	0- 0				
1- 8	0- 0	0- 0	NON-CONFERENCE	0- 1	0- 0	1- 7				
0- 3	0- 0	0- 0	HOME	0- 0	0- 0	0- 3				
1- 5	0- 0	0- 0	AWAY	0- 1	0- 0	1- 4				
0- 0	0- 0	0- 0	NEUTRAL	0- 0	0- 0	0- 0				
2- 10	0- 0	0- 3	CONFERENCE	0- 0	0- 0	2- 7				
2- 4	0- 0	0- 2	HOME	0- 0	0- 0	2- 2				
0- 6	0- 0	0- 1	AWAY	0- 0	0- 0	0- 5				
0- 0	0- 0	0- 0	NEUTRAL	0- 0	0- 0	0- 0				

RPI 1-25				RPI 26-50				RPI 51-100				RPI 101+				Team's RPI: 332	
RPI	S	Opponent	Score	RPI	S	Opponent	Score	RPI	S	Opponent	Score	RPI	S	Opponent	Score		
				28	H	South Dakota St.	52 85	66	A	Purdue	44 78	172	A	Oral Roberts	56 66		
				39	A	South Dakota	51 69					172	H	Oral Roberts	61 72		
				39	H	South Dakota	49 71					173	A	Denver	62 82		
												173	H	Denver	70 55		
												194	A	Milwaukee	48 70		
												196	H	Eastern Mich.	72 87		
												219	A	Western Ill.	59 73		
												219	H	Western Ill.	61 90		
												228	A	North Dakota	60 79		
												249	A	Loyola Chicago	67 81		
												250	H	SIUE	49 57		
												276	A	Eastern Ill.	63 72		
												277	A	Western Mich.	61 69		
												294	H	Valparaiso	64 68		
												313	H	Omaha	56 48		
												323	A	North Dakota St.	54 70		
												334	A	Evansville	72 66		
LAST 12 Division I GAMES:																	
				173	A	Denver	62 82	219	A	Western Ill.	59 73						
				219	H	Western Ill.	61 90	39	A	South Dakota	51 69						
				39	H	South Dakota	49 71	172	H	Oral Roberts	61 72						
				172	A	Oral Roberts	56 66	28	H	South Dakota St.	52 85						
				173	H	Denver	70 55	228	A	North Dakota	60 79						
				313	H	Omaha	56 48	323	A	North Dakota St.	54 70						

Non-Div I Games: Taylor (IN) 84 74 Goshen 86 45 Ind.-Kokomo 87 50

Purdue Fort Wayne

Loss, Non-Conf, S Site, H Home A Away N Neutral

Quinnipiac

Through Games Of Feb. 14, 2019

Average RPI Win:	220	WON-LOST	WINNING	LAST 10	STRENGTH OF	OPP. STRENGTH	TEAM	ADJ.	CONF.	ADJ CONF.
Average RPI Loss:	38	RECORD	PCT. RANK	GAMES	SCHEDULE	OF SCHEDULE	RPI	RPI	RPI	RPI
DIV. I ONLY	17- 6	52	1- 0	101	163	64	64	26	26	
DIV. I NON-CONF.	5- 6	177	1- 0	22	12	58	58	27	27	
TOTALS	RPI 1-25	RPI 26-50	W-L RECORDS	RPI 51-100	RPI 101-150	RPI 150+				
17- 6	0- 3	0- 2	OVERALL	2- 1	2- 0	13- 0				
8- 2	0- 1	0- 1	HOME	0- 0	0- 0	8- 0				
8- 2	0- 0	0- 1	AWAY	2- 1	2- 0	4- 0				
1- 2	0- 2	0- 0	NEUTRAL	0- 0	0- 0	1- 0				
5- 6	0- 3	0- 2	NON-CONFERENCE	2- 1	1- 0	2- 0				
1- 2	0- 1	0- 1	HOME	0- 0	0- 0	1- 0				
3- 2	0- 0	0- 1	AWAY	2- 1	1- 0	0- 0				
1- 2	0- 2	0- 0	NEUTRAL	0- 0	0- 0	1- 0				
12- 0	0- 0	0- 0	CONFERENCE	0- 0	1- 0	11- 0				
7- 0	0- 0	0- 0	HOME	0- 0	0- 0	7- 0				
5- 0	0- 0	0- 0	AWAY	0- 0	1- 0	4- 0				
0- 0	0- 0	0- 0	NEUTRAL	0- 0	0- 0	0- 0				

RPI 1-25				RPI 26-50				RPI 51-100 Team's RPI: 64				RPI 101+			
RPI	S	Opponent	Score	RPI	S	Opponent	Score	RPI	S	Opponent	Score	RPI	S	Opponent	Score
15	H	UCF	45 47	27	H	Central Mich.	52 67	77	A	Drexel	56 52	116	A	Providence	48 44
23	N	Missouri	51 65	41	A	Bucknell	58 75	87	A	Harvard	72 67	146	A	Marist	76 69
25	N	Texas	55 56					97	A	Princeton	42 54	178	H	Rider	72 56
												191	N	Ball St.	69 66
												214	A	Monmouth	58 46
												214	H	Monmouth	67 38
												235	A	Niagara	96 55
												235	H	Niagara	62 42
												256	H	Richmond	65 48
												278	A	Canisius	55 42
												278	H	Canisius	68 51
												289	H	Siena	68 31
												293	H	Fairfield	81 36
												328	H	Saint Peter's	90 45
												331	A	Iona	76 39
LAST 12 Division I GAMES:															
191	N	Ball St.	69 66	331	A	Iona	76 39								
23	N	Missouri	51 65	289	H	Siena	68 31								
278	H	Canisius	68 51	278	A	Canisius	55 42								
235	H	Niagara	62 42	235	A	Niagara	96 55								
178	H	Rider	72 56	214	H	Monmouth	67 38								
214	A	Monmouth	58 46	146	A	Marist	76 69								

Non-Div I Games:

Quinnipiac

Loss, Non-Conf, S Site, H Home A Away N Neutral

Average RPI Win:	232	WON-LOST	WINNING	LAST 10	STRENGTH OF	OPP. STRENGTH	TEAM	ADJ.	CONF.	ADJ CONF.
Average RPI Loss:	125	RECORD	PCT. RANK	GAMES	SCHEDULE	OF SCHEDULE	RPI	RPI	RPI	RPI
DIV. I ONLY	15- 6	68	1- 0	182	257	92	92	28	28	
DIV. I NON-CONF.	5- 5	162	0- 0	110	98	112	112	29	29	
TOTALS	RPI 1-25	RPI 26-50	W-L RECORDS	RPI 51-100	RPI 101-150	RPI 150+				
15- 6	0- 1	0- 0	OVERALL	1- 2	3- 1	11- 2				
7- 1	0- 0	0- 0	HOME	0- 0	1- 1	6- 0				
7- 4	0- 1	0- 0	AWAY	1- 1	2- 0	4- 2				
1- 1	0- 0	0- 0	NEUTRAL	0- 1	0- 0	1- 0				
5- 5	0- 1	0- 0	NON-CONFERENCE	1- 2	1- 1	3- 1				
2- 1	0- 0	0- 0	HOME	0- 0	0- 1	2- 0				
2- 3	0- 1	0- 0	AWAY	1- 1	1- 0	0- 1				
1- 1	0- 0	0- 0	NEUTRAL	0- 1	0- 0	1- 0				
10- 1	0- 0	0- 0	CONFERENCE	0- 0	2- 0	8- 1				
5- 0	0- 0	0- 0	HOME	0- 0	1- 0	4- 0				
5- 1	0- 0	0- 0	AWAY	0- 0	1- 0	4- 1				
0- 0	0- 0	0- 0	NEUTRAL	0- 0	0- 0	0- 0				

RPI 1-25				RPI 26-50				RPI 51-100 Team's RPI: 92				RPI 101+			
RPI	S	Opponent	Score	RPI	S	Opponent	Score	RPI	S	Opponent	Score	RPI	S	Opponent	Score
8	A	NC State	58 75					68	A	Virginia Tech	44 55	101	A	VCU	54 49
								94	N	Nebraska	39 77	130	A	High Point	84 79
								100	A	Virginia	57 44	130	H	High Point	80 58
												135	H	Morehead St.	72 79
												168	N	Temple	56 50
												179	A	Hampton	54 68
												197	H	UNC Asheville	60 46
												237	A	Campbell	56 52
												246	H	Gardner-Webb	79 69
												254	H	ETSU	79 64
												265	A	Mt. St. Mary's	77 89
												271	H	Winthrop	70 49
												306	H	South Carolina St.	61 31
												319	A	Charleston So.	67 41
												333	H	Presbyterian	59 49
												340	A	Longwood	68 34
												343	A	USC Upstate	82 41
LAST 12 Division I GAMES:															
130	A	High Point	84 79	319	A	Charleston So.	67 41								
246	H	Gardner-Webb	79 69	271	H	Winthrop	70 49								
343	A	USC Upstate	82 41	179	A	Hampton	54 68								
237	A	Campbell	56 52	130	H	High Point	80 58								
333	H	Presbyterian	59 49	197	H	UNC Asheville	60 46								
340	A	Longwood	68 34	265	A	Mt. St. Mary's	77 89								

Non-Div I Games: Shepherd 60 46

Radford

Rhode Island

Through Games Of Feb. 14, 2019

Average RPI Win: 214	WON-LOST	WINNING	LAST 10	STRENGTH OF	OPP. STRENGTH	TEAM	ADJ.	CONF.	ADJ CONF.
Average RPI Loss: 144	RECORD	PCT. RANK	GAMES	SCHEDULE	OF SCHEDULE	RPI	RPI	RPI	RPI
DIV. I ONLY	7- 16	274	1- 0	136	175	227	227	17	17
DIV. I NON-CONF.	5- 7	206	1- 0	67	181	153	153	16	16
TOTALS	RPI 1-25	RPI 26-50	W-L RECORDS	RPI 51-100	RPI 101-150	RPI 150+			
7- 16	0- 1	0- 1	OVERALL	0- 1	1- 6	6- 7			
3- 8	0- 0	0- 0	HOME	0- 1	1- 4	2- 3			
4- 8	0- 1	0- 1	AWAY	0- 0	0- 2	4- 4			
0- 0	0- 0	0- 0	NEUTRAL	0- 0	0- 0	0- 0			
5- 7	0- 1	0- 1	NON-CONFERENCE	0- 1	1- 3	4- 1			
3- 3	0- 0	0- 0	HOME	0- 1	1- 2	2- 0			
2- 4	0- 1	0- 1	AWAY	0- 0	0- 1	2- 1			
0- 0	0- 0	0- 0	NEUTRAL	0- 0	0- 0	0- 0			
2- 9	0- 0	0- 0	CONFERENCE	0- 0	0- 3	2- 6			
0- 5	0- 0	0- 0	HOME	0- 0	0- 2	0- 3			
2- 4	0- 0	0- 0	AWAY	0- 0	0- 1	2- 3			
0- 0	0- 0	0- 0	NEUTRAL	0- 0	0- 0	0- 0			

RPI 1-25				RPI 26-50				RPI 51-100				RPI 101+ Team's RPI: 227			
RPI	S	Opponent	Score	RPI	S	Opponent	Score	RPI	S	Opponent	Score	RPI	S	Opponent	Score
22	A	Kentucky	52 75	46	A	Clemson	67 80	87	H	Harvard	47 80	101	A	VCU	39 74
												102	A	Minnesota	71 91
												105	H	Boston College	64 88
												107	H	Hartford	51 65
												113	H	Dayton	62 74
												116	H	Providence	72 65
												120	H	Fordham	38 56
												154	H	Davidson	67 77
												188	A	Saint Louis	68 56
												204	A	Massachusetts	34 56
												205	A	Holy Cross	65 73
												208	H	George Washington	59 64
												215	A	George Mason	69 75
												216	A	Robert Morris	46 41
												228	H	North Dakota	77 63
												229	H	Brown	72 67
												233	H	St. Bonaventure	68 84
												256	A	Richmond	66 60
												267	A	Vermont	61 58
												287	A	La Salle	71 77
LAST 12 Division I GAMES:															
229	H	Brown	72 67	120	H	Fordham	38 56								
204	A	Massachusetts	34 56	101	A	VCU	39 74								
287	A	La Salle	71 77	188	A	Saint Louis	68 56								
113	H	Dayton	62 74	154	H	Davidson	67 77								
233	H	St. Bonaventure	68 84	208	H	George Washington	59 64								
215	A	George Mason	69 75	256	A	Richmond	66 60								

Non-Div I Games:

Rhode Island

■ Loss,
 ■ Non-Conf,
 ■ S Site,
 ■ H Home
 ■ A Away
 N Neutral

Average RPI Win:	196	WON-LOST	WINNING	LAST 10	STRENGTH OF	OPP. STRENGTH	TEAM	ADJ.	CONF.	ADJ CONF.
Average RPI Loss:	29	RECORD	PCT. RANK	GAMES	SCHEDULE	OF SCHEDULE	RPI	RPI	RPI	RPI
DIV. I ONLY	21- 3	10	1- 0	171	121	36	36	14	14	
DIV. I NON-CONF.	9- 3	61	0- 0	223	75	75	75	17	17	
TOTALS	RPI 1-25	RPI 26-50	W-L RECORDS	RPI 51-100	RPI 101-150	RPI 150+				
21- 3	0- 1	1- 2	OVERALL	2- 0	4- 0	14- 0				
11- 0	0- 0	0- 0	HOME	1- 0	1- 0	9- 0				
9- 2	0- 1	1- 1	AWAY	1- 0	3- 0	4- 0				
1- 1	0- 0	0- 1	NEUTRAL	0- 0	0- 0	1- 0				
9- 3	0- 1	1- 2	NON-CONFERENCE	0- 0	1- 0	7- 0				
5- 0	0- 0	0- 0	HOME	0- 0	1- 0	4- 0				
3- 2	0- 1	1- 1	AWAY	0- 0	0- 0	2- 0				
1- 1	0- 0	0- 1	NEUTRAL	0- 0	0- 0	1- 0				
12- 0	0- 0	0- 0	CONFERENCE	2- 0	3- 0	7- 0				
6- 0	0- 0	0- 0	HOME	1- 0	0- 0	5- 0				
6- 0	0- 0	0- 0	AWAY	1- 0	3- 0	2- 0				
0- 0	0- 0	0- 0	NEUTRAL	0- 0	0- 0	0- 0				

RPI 1-25				RPI 26-50				Team's RPI: 36				RPI 51-100				RPI 101+			
RPI	S	Opponent	Score	RPI	S	Opponent	Score	RPI	S	Opponent	Score	RPI	S	Opponent	Score	RPI	S	Opponent	Score
19	A	Texas A&M	54 65	29	N	North Carolina	50 71	51	A	Middle Tenn.	60 47	119	A	UAB	55 43				
				40	A	UCLA	50 59	70	H	Old Dominion	48 42	127	A	Western Ky.	68 46				
				50	A	Little Rock	79 65					136	H	Georgia St.	66 49				
												150	A	Louisiana Tech	61 51				
												151	H	Charlotte	61 51				
												174	H	North Texas	64 52				
												190	A	Southern Miss.	58 47				
												192	N	Coastal Caro.	56 52				
												200	A	Prairie View	68 58				
												211	H	Texas Southern	76 71				
												217	A	Marshall	79 67				
												222	H	SMU	66 52				
												270	H	UTEP	76 42				
												300	H	UTSA	85 54				
												315	H	New Orleans	67 56				
												317	A	Incarinate Word	74 63				
												318	H	FIU	76 44				
												326	H	McNeese	93 65				
LAST 12 Division I GAMES:																			
318	H	FIU	76 44	51	A	Middle Tenn.	60 47	174	H	North Texas	64 52	270	H	UTEP	76 42				
217	A	Marshall	79 67					300	H	UTSA	85 54	150	A	Louisiana Tech	61 51				
127	A	Western Ky.	68 46									190	A	Southern Miss.	58 47				
70	H	Old Dominion	48 42																
151	H	Charlotte	61 51																
119	A	UAB	55 43																

Non-Div I Games:

Rice

■ Loss,
 ■ Non-Conf, S Site,
 ■ Home
 ■ Away
 N Neutral

Average RPI Win: 240	WON-LOST	WINNING	LAST 10	STRENGTH OF	OPP. STRENGTH	TEAM	ADJ.	CONF.	ADJ CONF.
Average RPI Loss: 129	RECORD	PCT. RANK	GAMES	SCHEDULE	OF SCHEDULE	RPI	RPI	RPI	RPI
DIV. I ONLY	7- 17	280	1- 0	137	138	256	256	17	17
DIV. I NON-CONF.	3- 10	278	0- 0	116	113	269	269	16	16
TOTALS	RPI 1-25	RPI 26-50	W-L RECORDS	RPI 51-100	RPI 101-150	RPI 150+			
7- 17	0- 1	0- 1	OVERALL	0- 4	0- 5	7- 6			
6- 6	0- 0	0- 1	HOME	0- 2	0- 1	6- 2			
1- 10	0- 1	0- 0	AWAY	0- 1	0- 4	1- 4			
0- 1	0- 0	0- 0	NEUTRAL	0- 1	0- 0	0- 0			
3- 10	0- 1	0- 1	NON-CONFERENCE	0- 4	0- 1	3- 3			
3- 4	0- 0	0- 1	HOME	0- 2	0- 0	3- 1			
0- 5	0- 1	0- 0	AWAY	0- 1	0- 1	0- 2			
0- 1	0- 0	0- 0	NEUTRAL	0- 1	0- 0	0- 0			
4- 7	0- 0	0- 0	CONFERENCE	0- 0	0- 4	4- 3			
3- 2	0- 0	0- 0	HOME	0- 0	0- 1	3- 1			
1- 5	0- 0	0- 0	AWAY	0- 0	0- 3	1- 2			
0- 0	0- 0	0- 0	NEUTRAL	0- 0	0- 0	0- 0			

RPI 1-25				RPI 26-50				RPI 51-100				RPI 101+ Team's RPI: 256			
RPI	S	Opponent	Score	RPI	S	Opponent	Score	RPI	S	Opponent	Score	RPI	S	Opponent	Score
15	A	UCF	48 70	33	H	Ohio	58 109	64	A	Quinnipiac	48 65	101	A	VCU	37 58
								68	N	Virginia Tech	57 85	101	H	VCU	43 68
								77	H	Drexel	35 58	113	A	Dayton	50 71
								90	H	Georgetown	53 73	117	A	Wake Forest	48 62
												120	A	Fordham	48 60
												154	A	Davidson	55 78
												164	A	William & Mary	55 65
												166	A	Duquesne	54 80
												176	H	UMES	57 55
												204	H	Massachusetts	62 58
												227	H	Rhode Island	60 66
												230	H	Howard	67 60
												233	H	St. Bonaventure	57 49
												245	H	Saint Joseph's	46 45
												287	A	La Salle	74 60
												293	H	Fairfield	40 58
												295	A	Fla. Atlantic	55 69
												308	H	UNC Greensboro	59 48
LAST 12 Division I GAMES:															
233	H	St. Bonaventure	57 49	166	A	Duquesne	54 80								
101	A	VCU	37 58	154	A	Davidson	55 78								
113	A	Dayton	50 71	101	H	VCU	43 68								
204	H	Massachusetts	62 58	120	A	Fordham	48 60								
287	A	La Salle	74 60	227	H	Rhode Island	60 66								
245	H	Saint Joseph's	46 45	308	H	UNC Greensboro	59 48								

Non-Div I Games:

Richmond

■ Loss,
 ■ Non-Conf, S Site,
 ■ Home
 ■ Away
 N Neutral

Average RPI Win:	262	WON-LOST	WINNING	LAST 10	STRENGTH OF	OPP. STRENGTH	TEAM	ADJ.	CONF.	ADJ CONF.
Average RPI Loss:	150	RECORD	PCT. RANK	GAMES	SCHEDULE	OF SCHEDULE	RPI	RPI	RPI	RPI
DIV. I ONLY	14- 9	113	0- 1	283	237	178	178	26	26	
DIV. I NON-CONF.	4- 7	228	0- 1	246	189	257	257	27	27	
TOTALS	RPI 1-25	RPI 26-50	W-L RECORDS	RPI 51-100	RPI 101-150	RPI 150+				
14- 9	0- 0	0- 1	OVERALL	0- 3	2- 1	12- 4				
7- 4	0- 0	0- 0	HOME	0- 2	1- 0	6- 2				
7- 4	0- 0	0- 1	AWAY	0- 1	1- 0	6- 2				
0- 1	0- 0	0- 0	NEUTRAL	0- 0	0- 1	0- 0				
4- 7	0- 0	0- 1	NON-CONFERENCE	0- 2	0- 1	4- 3				
2- 3	0- 0	0- 0	HOME	0- 2	0- 0	2- 1				
2- 3	0- 0	0- 1	AWAY	0- 0	0- 0	2- 2				
0- 1	0- 0	0- 0	NEUTRAL	0- 0	0- 1	0- 0				
10- 2	0- 0	0- 0	CONFERENCE	0- 1	2- 0	8- 1				
5- 1	0- 0	0- 0	HOME	0- 0	1- 0	4- 1				
5- 1	0- 0	0- 0	AWAY	0- 1	1- 0	4- 0				
0- 0	0- 0	0- 0	NEUTRAL	0- 0	0- 0	0- 0				

RPI S	Opponent	Score	RPI S	Opponent	Score	RPI S	Opponent	Score	RPI S	Opponent	Score	Team's RPI: 178
41	A Bucknell	59 80	64	A Quinnipiac	56 72	105	N Boston College	61 112	146	A Marist	68 58	
			90	H Georgetown	49 79	146	H Marist	70 64	205	A Holy Cross	61 71	
			97	H Princeton	65 89	206	H Navy	60 66	214	A Monmouth	55 43	
						214	H Monmouth	65 50	245	A Saint Joseph's	56 54	
						255	A Binghamton	62 57	265	H Mt. St. Mary's	85 67	
						267	A Vermont	49 54	278	H Canisius	49 62	
						289	A Siena	55 52	293	H Fairfield	62 59	
						301	A Manhattan	73 63	314	H NJIT	67 46	
						328	H Saint Peter's	60 38	331	A Iona	66 58	
						331	H Iona	75 64				
LAST 12 Division I GAMES:												
105	N Boston College	61 112	278	H Canisius	49 62							
331	H Iona	75 64	301	A Manhattan	73 63							
146	H Marist	70 64	328	H Saint Peter's	60 38							
214	H Monmouth	65 50	331	A Iona	66 58							
64	A Quinnipiac	56 72	289	A Siena	55 52							
146	A Marist	68 58	214	A Monmouth	55 43							

Non-Div I Games:

Rider

■ Loss,
■ Non-Conf,
■ S Site,
■ H Home
■ A Away
N Neutral

Average RPI Win:	304	WON-LOST	WINNING	LAST 10	STRENGTH OF	OPP. STRENGTH	TEAM	ADJ.	CONF.	ADJ CONF.
Average RPI Loss:	127	RECORD	PCT. RANK	GAMES	SCHEDULE	OF SCHEDULE	RPI	RPI	RPI	RPI
DIV. I ONLY	13- 8	109	0- 1	332	287	216	216	31	31	
DIV. I NON-CONF.	2- 8	293	0- 1	251	73	317	317	31	31	
TOTALS	RPI 1-25	RPI 26-50	W-L RECORDS	RPI 51-100	RPI 101-150	RPI 150+				
13- 8	0- 1	0- 1	OVERALL	0- 1	0- 2	13- 3				
8- 3	0- 0	0- 1	HOME	0- 1	0- 0	8- 1				
5- 4	0- 1	0- 0	AWAY	0- 0	0- 2	5- 1				
0- 1	0- 0	0- 0	NEUTRAL	0- 0	0- 0	0- 1				
2- 8	0- 1	0- 1	NON-CONFERENCE	0- 1	0- 2	2- 3				
2- 3	0- 0	0- 1	HOME	0- 1	0- 0	2- 1				
0- 4	0- 1	0- 0	AWAY	0- 0	0- 2	0- 1				
0- 1	0- 0	0- 0	NEUTRAL	0- 0	0- 0	0- 1				
11- 0	0- 0	0- 0	CONFERENCE	0- 0	0- 0	11- 0				
6- 0	0- 0	0- 0	HOME	0- 0	0- 0	6- 0				
5- 0	0- 0	0- 0	AWAY	0- 0	0- 0	5- 0				
0- 0	0- 0	0- 0	NEUTRAL	0- 0	0- 0	0- 0				

RPI 1-25				RPI 26-50				RPI 51-100				RPI 101+ Team's RPI: 216			
RPI	S	Opponent	Score	RPI	S	Opponent	Score	RPI	S	Opponent	Score	RPI	S	Opponent	Score
12	A	Iowa	63 92	35	H	James Madison	36 59	81	H	Kent St.	46 54	104	A	Loyola Marymount	53 61
												125	A	Youngstown St.	59 69
												210	A	Bowling Green	60 61
												222	N	SMU	55 60
												226	H	Sacred Heart	64 46
												227	H	Rhode Island	41 46
												262	A	St. Francis Brooklyn	75 56
												265	H	Mt. St. Mary's	70 58
												287	H	La Salle	67 39
												304	A	Central Conn. St.	64 57
												304	H	Central Conn. St.	60 40
												307	A	Bryant	60 57
												307	H	Bryant	59 56
												309	H	Wagner	69 46
												344	A	Fairleigh Dickinson	63 43
												344	H	Fairleigh Dickinson	71 49
												346	H	Delaware St.	64 63
												351	A	LIU Brooklyn	89 37
LAST 12 Division I GAMES:															
104	A	Loyola Marymount	53 61	304	A	Central Conn. St.	64 57								
304	H	Central Conn. St.	60 40	307	A	Bryant	60 57								
307	H	Bryant	59 56	351	A	LIU Brooklyn	89 37								
344	A	Fairleigh Dickinson	63 43	262	A	St. Francis Brooklyn	75 56								
226	H	Sacred Heart	64 46	344	H	Fairleigh Dickinson	71 49								
309	H	Wagner	69 46	265	H	Mt. St. Mary's	70 58								

Non-Div I Games: Pitt.-Johnstown 73 53

Robert Morris

■ Loss,
 ■ Non-Conf,
 ■ S Site,
 ■ H Home
 ■ A Away
 N Neutral

Average RPI Win:	138	WON-LOST	WINNING	LAST 10	STRENGTH OF	OPP. STRENGTH	TEAM	ADJ.	CONF.	ADJ CONF.
Average RPI Loss:	46	RECORD	PCT. RANK	GAMES	SCHEDULE	OF SCHEDULE	RPI	RPI	RPI	RPI
DIV. I ONLY	17- 7	69	1- 0	26	59	26	26	4	4	
DIV. I NON-CONF.	8- 3	72	1- 1	70	124	47	47	6	6	
TOTALS	RPI 1-25	RPI 26-50	W-L RECORDS	RPI 51-100	RPI 101-150	RPI 150+				
17- 7	2- 4	1- 0	OVERALL	5- 2	2- 1	7- 0				
11- 2	1- 1	1- 0	HOME	3- 1	1- 0	5- 0				
5- 3	1- 1	0- 0	AWAY	2- 1	1- 1	1- 0				
1- 2	0- 2	0- 0	NEUTRAL	0- 0	0- 0	1- 0				
8- 3	0- 2	0- 0	NON-CONFERENCE	2- 1	0- 0	6- 0				
6- 0	0- 0	0- 0	HOME	1- 0	0- 0	5- 0				
1- 1	0- 0	0- 0	AWAY	1- 1	0- 0	0- 0				
1- 2	0- 2	0- 0	NEUTRAL	0- 0	0- 0	1- 0				
9- 4	2- 2	1- 0	CONFERENCE	3- 1	2- 1	1- 0				
5- 2	1- 1	1- 0	HOME	2- 1	1- 0	0- 0				
4- 2	1- 1	0- 0	AWAY	1- 0	1- 1	1- 0				
0- 0	0- 0	0- 0	NEUTRAL	0- 0	0- 0	0- 0				

RPI	S	Opponent	Score	RPI	S	Opponent	Score	RPI	S	Opponent	Score	RPI	S	Opponent	Score
12	A	Iowa	66 72	44	H	Indiana	69 64	60	H	LSU	57 43	102	A	Minnesota	46 60
13	N	Gonzaga	40 57					66	H	Purdue	65 63	138	A	Penn St.	69 61
17	A	Maryland	73 65					68	A	Virginia Tech	51 67	138	H	Penn St.	74 61
17	H	Maryland	48 62					87	A	Harvard	60 49	162	H	Stony Brook	61 47
20	N	Drake	59 69					89	H	Northwestern	45 41	184	A	Illinois	71 60
24	H	Michigan St.	76 62					91	H	Ohio St.	39 59	218	H	Saint Francis (PA)	96 52
								94	A	Nebraska	62 56	229	H	Brown	73 52
												234	H	Albany (NY)	65 39
												254	N	ETSU	68 44
												304	H	Central Conn. St.	73 44
LAST 12 Division I GAMES:															
254	N	ETSU	68 44	138	A	Penn St.	69 61								
13	N	Gonzaga	40 57	12	A	Iowa	66 72								
91	H	Ohio St.	39 59	24	H	Michigan St.	76 62								
17	H	Maryland	48 62	66	H	Purdue	65 63								
102	A	Minnesota	46 60	94	A	Nebraska	62 56								
44	H	Indiana	69 64	184	A	Illinois	71 60								

Non-Div I Games:

Rutgers

■ Loss,
■ Non-Conf, S Site,
■ Home
■ Away
N Neutral

Average RPI Win:	225	WON-LOST	WINNING	LAST 10	STRENGTH OF	OPP. STRENGTH	TEAM	ADJ.	CONF.	ADJ CONF.
Average RPI Loss:	75	RECORD	PCT. RANK	GAMES	SCHEDULE	OF SCHEDULE	RPI	RPI	RPI	RPI
DIV. I ONLY	17- 3	16	0- 1	214	256	61	61	25	25	
DIV. I NON-CONF.	6- 3	91	0- 1	58	143	51	51	23	23	
TOTALS	RPI 1-25	RPI 26-50	W-L RECORDS	RPI 51-100	RPI 101-150	RPI 150+				
17- 3	0- 1	0- 0	OVERALL	2- 1	2- 1	13- 0				
10- 0	0- 0	0- 0	HOME	2- 0	2- 0	6- 0				
6- 3	0- 1	0- 0	AWAY	0- 1	0- 1	6- 0				
1- 0	0- 0	0- 0	NEUTRAL	0- 0	0- 0	1- 0				
6- 3	0- 1	0- 0	NON-CONFERENCE	1- 1	2- 1	3- 0				
5- 0	0- 0	0- 0	HOME	1- 0	2- 0	2- 0				
0- 3	0- 1	0- 0	AWAY	0- 1	0- 1	0- 0				
1- 0	0- 0	0- 0	NEUTRAL	0- 0	0- 0	1- 0				
11- 0	0- 0	0- 0	CONFERENCE	1- 0	0- 0	10- 0				
5- 0	0- 0	0- 0	HOME	1- 0	0- 0	4- 0				
6- 0	0- 0	0- 0	AWAY	0- 0	0- 0	6- 0				
0- 0	0- 0	0- 0	NEUTRAL	0- 0	0- 0	0- 0				

RPI S	Opponent	Score	RPI S	Opponent	Score	RPI S	Opponent	Score	RPI S	Opponent	Score
21	A Miami (FL)	60 81				54	A New Mexico	33 74	145	H Montana St.	60 53
						67	H Lamar University	70 58	147	H Tulsa	76 34
						75	H Yale	67 57	149	A Texas Tech	69 77
									156	A Abilene Christian	71 55
									179	N Hampton	70 68
									181	H Nicholls St.	70 62
									182	A Sam Houston St.	78 68
									211	H Texas Southern	74 55
									280	A Central Ark.	59 53
									286	A Southeastern La.	62 51
									297	H Morgan St.	69 42
									315	H New Orleans	97 38
									317	A Incarnate Word	66 56
									326	A McNeese	97 48
									329	H Northwestern St.	84 56
									338	H Houston Baptist	65 53
LAST 12 Division I GAMES:											
54	A New Mexico	33 74	280	A Central Ark.	59 53						
75	H Yale	67 57	156	A Abilene Christian	71 55						
326	A McNeese	97 48	317	A Incarnate Word	66 56						
67	H Lamar University	70 58	315	H New Orleans	97 38						
338	H Houston Baptist	65 53	329	H Northwestern St.	84 56						
182	A Sam Houston St.	78 68	181	H Nicholls St.	70 62						

Non-Div I Games: Wiley 97 38 Cameron 86 59 Our Lady of the Lak93 77

SFA

Loss, Non-Conf, S Site, H Home A Away N Neutral

SMU										
Average RPI Win:	238	WON-LOST	WINNING	LAST 10	STRENGTH OF	OPP. STRENGTH	TEAM	ADJ.	CONF.	ADJ CONF.
Average RPI Loss:	104	RECORD	PCT. RANK	GAMES	SCHEDULE	OF SCHEDULE	RPI	RPI	RPI	RPI
DIV. I ONLY	8- 16	261	1- 0	82	137	222	222	9	9	
DIV. I NON-CONF.	6- 7	172	1- 0	184	265	227	227	9	9	

TOTALS	RPI 1-25	RPI 26-50	W-L RECORDS	RPI 51-100	RPI 101-150	RPI 150+				
8- 16	0- 3	0- 2	OVERALL	0- 2	1- 6	7- 3				
6- 8	0- 1	0- 0	HOME	0- 1	1- 3	5- 3				
0- 8	0- 2	0- 2	AWAY	0- 1	0- 3	0- 0				
2- 0	0- 0	0- 0	NEUTRAL	0- 0	0- 0	2- 0				
6- 7	0- 0	0- 2	NON-CONFERENCE	0- 1	0- 2	6- 2				
4- 4	0- 0	0- 0	HOME	0- 1	0- 1	4- 2				
0- 3	0- 0	0- 2	AWAY	0- 0	0- 1	0- 0				
2- 0	0- 0	0- 0	NEUTRAL	0- 0	0- 0	2- 0				
2- 9	0- 3	0- 0	CONFERENCE	0- 1	1- 4	1- 1				
2- 4	0- 1	0- 0	HOME	0- 0	1- 2	1- 1				
0- 5	0- 2	0- 0	AWAY	0- 1	0- 2	0- 0				
0- 0	0- 0	0- 0	NEUTRAL	0- 0	0- 0	0- 0				

RPI 1-25				RPI 26-50				RPI 51-100				RPI 101+ Team's RPI: 222			
RPI	S	Opponent	Score	RPI	S	Opponent	Score	RPI	S	Opponent	Score	RPI	S	Opponent	Score
6	A	UConn	39 79	36	A	Rice	52 66	78	A	Cincinnati	57 69	103	A	Houston	68 69
15	A	UCF	43 55	37	A	TCU	63 65	96	H	UT Arlington	41 66	103	H	Houston	61 72
15	H	UCF	54 66									122	A	Northern Colo.	57 58
												129	H	Tulane	43 61
												133	H	Alabama	61 62
												147	A	Tulsa	35 49
												148	H	South Fla.	46 44
												158	H	Oklahoma	61 77
												174	H	North Texas	73 66
												195	H	East Carolina	54 64
												216	N	Robert Morris	60 55
												236	N	Northern Ariz.	55 48
												244	H	Wichita St.	78 50
												279	H	CSU Bakersfield	49 43
												286	H	Southeastern La.	62 63
												298	H	La.-Monroe	49 38
												310	H	Mississippi Val.	62 47
LAST 12 Division I GAMES:															
236	N	Northern Ariz.	55 48	6	A	UConn	39 79	15	A	UCF	43 55	244	H	Wichita St.	78 50
195	H	East Carolina	54 64	15	A	UCF	43 55	129	H	Tulane	43 61	103	H	Houston	61 72
15	H	UCF	54 66	244	H	Wichita St.	78 50	103	H	Houston	61 72	78	A	Cincinnati	57 69
147	A	Tulsa	35 49	129	H	Tulane	43 61								
103	A	Houston	68 69												
148	H	South Fla.	46 44												

Non-Div I Games:

SMU

■ Loss,
 ■ Non-Conf,
 ■ S Site,
 ■ Home
 ■ A Away
 N Neutral

Average RPI Win: 247				Through Games of Feb. 11, 1919													
WON-LOST		WINNING		LAST 10		STRENGTH OF		OPP. STRENGTH		TEAM		ADJ.		CONF.		ADJ CONF.	
RECORD		PCT. RANK		GAMES		SCHEDULE		OF SCHEDULE		RPI		RPI		RPI		RPI	
DIV. I ONLY		8- 12		231		1- 0		167		200		225		225		16	
DIV. I NON-CONF.		3- 4		199		1- 0		133		255		208		208		12	
TOTALS		RPI 1-25		RPI 26-50		W-L RECORDS		RPI 51-100		RPI 101-150		RPI 150+					
8- 12		0- 0		0- 0		OVERALL		0- 5		0- 5		8- 2					
4- 6		0- 0		0- 0		HOME		0- 2		0- 2		4- 2					
2- 5		0- 0		0- 0		AWAY		0- 3		0- 2		2- 0					
2- 1		0- 0		0- 0		NEUTRAL		0- 0		0- 1		2- 0					
3- 4		0- 0		0- 0		NON-CONFERENCE		0- 2		0- 1		3- 1					
1- 2		0- 0		0- 0		HOME		0- 1		0- 0		1- 1					
0- 1		0- 0		0- 0		AWAY		0- 1		0- 0		0- 0					
2- 1		0- 0		0- 0		NEUTRAL		0- 0		0- 1		2- 0					
5- 8		0- 0		0- 0		CONFERENCE		0- 3		0- 4		5- 1					
3- 4		0- 0		0- 0		HOME		0- 1		0- 2		3- 1					
2- 4		0- 0		0- 0		AWAY		0- 2		0- 2		2- 0					
0- 0		0- 0		0- 0		NEUTRAL		0- 0		0- 0		0- 0					

RPI 1-25				RPI 26-50				RPI 51-100				RPI 101+				Team's RPI: 225	
RPI	S	Opponent	Score	RPI	S	Opponent	Score	RPI	S	Opponent	Score	RPI	S	Opponent	Score		
								54	A	New Mexico	53	85	122	A	Northern Colo.	69	82
								82	H	UC Davis	60	109	122	H	Northern Colo.	61	71
								86	A	Idaho	66	104	126	N	Pepperdine	97	113
								93	A	Idaho St.	43	73	134	A	Portland St.	58	74
								93	H	Idaho St.	42	56	145	H	Montana St.	53	69
													170	H	Montana	86	88
													179	N	Hampton	65	61
													180	A	Eastern Wash.	73	70
													184	N	Illinois	109	107
													236	H	Northern Ariz.	65	61
													247	H	San Francisco	75	86
													282	A	Southern Utah	75	69
													282	H	Southern Utah	77	76
													312	H	Cal Poly	88	85
													322	H	Weber St.	77	62
LAST 12 Division I GAMES:																	
				179	N	Hampton	65	61	180	A	Eastern Wash.	73	70				
				282	A	Southern Utah	75	69	86	A	Idaho	66	104				
				122	H	Northern Colo.	61	71	282	H	Southern Utah	77	76				
				134	A	Portland St.	58	74	236	H	Northern Ariz.	65	61				
				322	H	Weber St.	77	62	93	A	Idaho St.	43	73				
				93	H	Idaho St.	42	56	145	H	Montana St.	53	69				

Non-Div I Games:	Antelope Valley	86	80
------------------	-----------------	----	----

Sacramento St.

■ Loss, ■ Non-Conf, S Site, H Home A Away N Neutral

Sacred Heart

Through Games Of Feb. 14, 2019

Average RPI Win:	301	WON-LOST	WINNING	LAST 10	STRENGTH OF	OPP. STRENGTH	TEAM	ADJ.	CONF.	ADJ CONF.
Average RPI Loss:	181	RECORD	PCT. RANK	GAMES	SCHEDULE	OF SCHEDULE	RPI	RPI	RPI	RPI
DIV. I ONLY	12- 10	144	1- 0	298	339	226	226	31	31	
DIV. I NON-CONF.	4- 7	228	0- 0	226	272	226	226	31	31	
TOTALS	RPI 1-25	RPI 26-50	W-L RECORDS	RPI 51-100	RPI 101-150	RPI 150+				
12- 10	0- 1	0- 0	OVERALL	0- 0	0- 1	12- 8				
7- 4	0- 0	0- 0	HOME	0- 0	0- 0	7- 4				
5- 6	0- 1	0- 0	AWAY	0- 0	0- 1	5- 4				
0- 0	0- 0	0- 0	NEUTRAL	0- 0	0- 0	0- 0				
4- 7	0- 1	0- 0	NON-CONFERENCE	0- 0	0- 1	4- 5				
1- 3	0- 0	0- 0	HOME	0- 0	0- 0	1- 3				
3- 4	0- 1	0- 0	AWAY	0- 0	0- 1	3- 2				
0- 0	0- 0	0- 0	NEUTRAL	0- 0	0- 0	0- 0				
8- 3	0- 0	0- 0	CONFERENCE	0- 0	0- 0	8- 3				
6- 1	0- 0	0- 0	HOME	0- 0	0- 0	6- 1				
2- 2	0- 0	0- 0	AWAY	0- 0	0- 0	2- 2				
0- 0	0- 0	0- 0	NEUTRAL	0- 0	0- 0	0- 0				

RPI 1-25				RPI 26-50				RPI 51-100				RPI 101+ Team's RPI: 226			
RPI	S	Opponent	Score	RPI	S	Opponent	Score	RPI	S	Opponent	Score	RPI	S	Opponent	Score
22	A	Kentucky	43 71									116	A	Providence	52 62
												152	A	Lehigh	66 70
												162	H	Stony Brook	58 73
												204	A	Massachusetts	61 78
												214	H	Monmouth	50 55
												216	A	Robert Morris	46 64
												218	A	Saint Francis (PA)	68 85
												245	H	Saint Joseph's	44 61
												252	A	Hofstra	70 64
												262	A	St. Francis Brooklyn	68 66
												262	H	St. Francis Brooklyn	53 56
												265	H	Mt. St. Mary's	76 41
												289	H	Siena	72 50
												301	A	Manhattan	74 46
												304	H	Central Conn. St.	66 61
												307	H	Bryant	49 48
												309	A	Wagner	80 68
												309	H	Wagner	72 64
												320	A	New Hampshire	71 60
												344	H	Fairleigh Dickinson	68 62
												351	H	LIU Brooklyn	75 53
LAST 12 Division I GAMES:															
344	H	Fairleigh Dickinson	68 62	262	A	St. Francis Brooklyn	68 66								
265	H	Mt. St. Mary's	76 41	307	H	Bryant	49 48								
262	H	St. Francis Brooklyn	53 56	309	A	Wagner	80 68								
216	A	Robert Morris	46 64	351	H	LIU Brooklyn	75 53								
218	A	Saint Francis (PA)	68 85	304	H	Central Conn. St.	66 61								
309	H	Wagner	72 64	22	A	Kentucky	43 71								

Non-Div I Games:

Sacred Heart

■ Loss,
 ■ Non-Conf,
 ■ S Site,
 ■ Home
 ■ A Away
 N Neutral

Saint Francis (PA)

Through Games Of Feb. 14, 2019

Average RPI Win:	285	WON-LOST	WINNING	LAST 10	STRENGTH OF	OPP. STRENGTH	TEAM	ADJ.	CONF.	ADJ CONF.
Average RPI Loss:	155	RECORD	PCT. RANK	GAMES	SCHEDULE	OF SCHEDULE	RPI	RPI	RPI	RPI
DIV. I ONLY	10- 12	198	0- 1	229	285	218	218	31	31	
DIV. I NON-CONF.	2- 9	297	0- 1	40	109	207	207	31	31	
TOTALS	RPI 1-25	RPI 26-50	W-L RECORDS	RPI 51-100	RPI 101-150	RPI 150+				
10- 12	0- 1	0- 1	OVERALL	0- 2	1- 2	9- 6				
7- 2	0- 0	0- 0	HOME	0- 1	1- 0	6- 1				
3- 8	0- 1	0- 1	AWAY	0- 0	0- 2	3- 4				
0- 2	0- 0	0- 0	NEUTRAL	0- 1	0- 0	0- 1				
2- 9	0- 1	0- 1	NON-CONFERENCE	0- 2	1- 2	1- 3				
1- 2	0- 0	0- 0	HOME	0- 1	1- 0	0- 1				
1- 5	0- 1	0- 1	AWAY	0- 0	0- 2	1- 1				
0- 2	0- 0	0- 0	NEUTRAL	0- 1	0- 0	0- 1				
8- 3	0- 0	0- 0	CONFERENCE	0- 0	0- 0	8- 3				
6- 0	0- 0	0- 0	HOME	0- 0	0- 0	6- 0				
2- 3	0- 0	0- 0	AWAY	0- 0	0- 0	2- 3				
0- 0	0- 0	0- 0	NEUTRAL	0- 0	0- 0	0- 0				

RPI 1-25				RPI 26-50				RPI 51-100				RPI 101+ Team's RPI: 218			
RPI	S	Opponent	Score	RPI	S	Opponent	Score	RPI	S	Opponent	Score	RPI	S	Opponent	Score
2	A	Baylor	58 116	26	A	Rutgers	52 96	56	N	Boise St.	64 78	121	A	Pittsburgh	75 78
								72	H	FGCU	69 83	125	A	Youngstown St.	56 80
												135	H	Morehead St.	89 83
												166	H	Duquesne	73 93
												170	N	Montana	77 79
												226	H	Sacred Heart	85 68
												243	A	Liberty	53 82
												262	A	St. Francis Brooklyn	65 78
												265	A	Mt. St. Mary's	83 72
												265	H	Mt. St. Mary's	68 66
												304	A	Central Conn. St.	62 73
												304	H	Central Conn. St.	83 68
												307	A	Bryant	63 66
												307	H	Bryant	78 66
												309	H	Wagner	107 70
												340	A	Longwood	91 88
												344	H	Fairleigh Dickinson	75 64
												351	A	LIU Brooklyn	80 66
LAST 12 Division I GAMES:															
170	N	Montana	77 79	307	A	Bryant	63 66								
307	H	Bryant	78 66	304	A	Central Conn. St.	62 73								
304	H	Central Conn. St.	83 68	262	A	St. Francis Brooklyn	65 78								
265	A	Mt. St. Mary's	83 72	351	A	LIU Brooklyn	80 66								
309	H	Wagner	107 70	265	H	Mt. St. Mary's	68 66								
226	H	Sacred Heart	85 68	344	H	Fairleigh Dickinson	75 64								

Non-Div I Games: Seton Hill 86 74

Saint Francis (PA)

■ Loss,
 ■ Non-Conf,
 ■ S Site,
 ■ Home
 ■ A Away
 N Neutral

Saint Joseph's

Through Games Of Feb. 14, 2019

Average RPI Win:	234	WON-LOST	WINNING	LAST 10	STRENGTH OF	OPP. STRENGTH	TEAM	ADJ.	CONF.	ADJ CONF.
Average RPI Loss:	133	RECORD	PCT. RANK	GAMES	SCHEDULE	OF SCHEDULE	RPI	RPI	RPI	RPI
DIV. I ONLY	9- 15	244	1- 0	175	156	245	245	17	17	
DIV. I NON-CONF.	4- 9	252	1- 0	145	171	258	258	16	16	
TOTALS	RPI 1-25	RPI 26-50	W-L RECORDS	RPI 51-100	RPI 101-150	RPI 150+				
9- 15	0- 0	0- 1	OVERALL	0- 3	0- 4	9- 7				
7- 7	0- 0	0- 1	HOME	0- 1	0- 2	7- 3				
2- 8	0- 0	0- 0	AWAY	0- 2	0- 2	2- 4				
0- 0	0- 0	0- 0	NEUTRAL	0- 0	0- 0	0- 0				
4- 9	0- 0	0- 1	NON-CONFERENCE	0- 3	0- 1	4- 4				
3- 5	0- 0	0- 1	HOME	0- 1	0- 1	3- 2				
1- 4	0- 0	0- 0	AWAY	0- 2	0- 0	1- 2				
0- 0	0- 0	0- 0	NEUTRAL	0- 0	0- 0	0- 0				
5- 6	0- 0	0- 0	CONFERENCE	0- 0	0- 3	5- 3				
4- 2	0- 0	0- 0	HOME	0- 0	0- 1	4- 1				
1- 4	0- 0	0- 0	AWAY	0- 0	0- 2	1- 2				
0- 0	0- 0	0- 0	NEUTRAL	0- 0	0- 0	0- 0				

RPI	S	Opponent	Score	RPI	S	Opponent	Score	RPI	S	Opponent	Score	RPI	S	Opponent	Score	Team's RPI: 245
42	H	Villanova	35	47	57	H	Auburn	70	81	101	A	VCU	40	59		
					71	A	Penn	45	65	101	H	VCU	47	65		
					77	A	Drexel	34	51	113	A	Dayton	65	72		
										114	H	Towson	52	73		
										153	A	Delaware	39	48		
										154	H	Davidson	66	54		
										166	A	Duquesne	73	81		
										168	H	Temple	52	58		
										178	H	Rider	54	56		
										188	H	Saint Louis	49	62		
										204	H	Massachusetts	55	54		
										206	A	Navy	48	49		
										208	A	George Washington	41	38		
										226	A	Sacred Heart	61	44		
										233	H	St. Bonaventure	66	41		
										235	H	Niagara	68	54		
										256	A	Richmond	45	46		
										260	H	Columbia	68	61		
										287	H	La Salle	60	57		
										303	H	Loyola Maryland	49	46		
LAST 12 Division I GAMES:																
303	H	Loyola Maryland	49	46	256	A	Richmond	45	46							
204	H	Massachusetts	55	54	287	H	La Salle	60	57							
208	A	George Washington	41	38	166	A	Duquesne	73	81							
154	H	Davidson	66	54	233	H	St. Bonaventure	66	41							
101	H	VCU	47	65	188	H	Saint Louis	49	62							
113	A	Dayton	65	72	101	A	VCU	40	59							

Non-Div I Games:

Saint Joseph's

■ Loss,
 ■ Non-Conf,
 ■ S Site,
 ■ H Home
 ■ A Away
 N Neutral

Saint Louis

Through Games Of Feb. 14, 2019

Average RPI Win:	217	WON-LOST	WINNING	LAST 10	STRENGTH OF	OPP. STRENGTH	TEAM	ADJ.	CONF.	ADJ CONF.
Average RPI Loss:	123	RECORD	PCT. RANK	GAMES	SCHEDULE	OF SCHEDULE	RPI	RPI	RPI	RPI
DIV. I ONLY	12- 13	174	1- 0	198	116	188	188	17	17	
DIV. I NON-CONF.	5- 8	224	1- 0	189	49	211	211	16	16	
TOTALS	RPI 1-25	RPI 26-50	W-L RECORDS	RPI 51-100	RPI 101-150	RPI 150+				
12- 13	0- 2	0- 0	OVERALL	1- 2	1- 5	10- 4				
6- 6	0- 2	0- 0	HOME	0- 1	1- 1	5- 2				
6- 5	0- 0	0- 0	AWAY	1- 0	0- 3	5- 2				
0- 2	0- 0	0- 0	NEUTRAL	0- 1	0- 1	0- 0				
5- 8	0- 2	0- 0	NON-CONFERENCE	1- 2	0- 2	4- 2				
2- 4	0- 2	0- 0	HOME	0- 1	0- 0	2- 1				
3- 2	0- 0	0- 0	AWAY	1- 0	0- 1	2- 1				
0- 2	0- 0	0- 0	NEUTRAL	0- 1	0- 1	0- 0				
7- 5	0- 0	0- 0	CONFERENCE	0- 0	1- 3	6- 2				
4- 2	0- 0	0- 0	HOME	0- 0	1- 1	3- 1				
3- 3	0- 0	0- 0	AWAY	0- 0	0- 2	3- 1				
0- 0	0- 0	0- 0	NEUTRAL	0- 0	0- 0	0- 0				

RPI 1-25				RPI 26-50				RPI 51-100				RPI 101+ Team's RPI: 188			
RPI	S	Opponent	Score	RPI	S	Opponent	Score	RPI	S	Opponent	Score	RPI	S	Opponent	Score
6	H	UConn	42 98					75	N	Yale	52 58	101	A	VCU	47 57
23	H	Missouri	62 74					78	H	Cincinnati	50 51	113	H	Dayton	68 65
								100	A	Virginia	67 65	120	A	Fordham	51 54
												120	H	Fordham	53 56
												144	N	Chattanooga	61 71
												147	A	Tulsa	75 86
												165	H	Southern Ill.	62 58
												166	A	Duquesne	67 63
												171	H	Indiana St.	56 60
												189	A	Illinois St.	67 72
												204	A	Massachusetts	66 70
												208	H	George Washington	60 44
												215	H	George Mason	60 53
												227	H	Rhode Island	56 68
												233	A	St. Bonaventure	62 45
												245	A	Saint Joseph's	62 49
												250	H	SIUE	63 56
												287	H	La Salle	69 58
												295	A	Fla. Atlantic	93 61
												330	A	Eastern Ky.	70 43
LAST 12 Division I GAMES:															
295	A	Fla. Atlantic	93 61	101	A	VCU	47 57								
166	A	Duquesne	67 63	113	H	Dayton	68 65								
287	H	La Salle	69 58	233	A	St. Bonaventure	62 45								
120	A	Fordham	51 54	227	H	Rhode Island	56 68								
208	H	George Washington	60 44	120	H	Fordham	53 56								
215	H	George Mason	60 53	245	A	Saint Joseph's	62 49								

Non-Div I Games:

Saint Louis

■ Loss,
 ■ Non-Conf,
 ■ S Site,
 ■ H Home
 ■ A Away
 N Neutral

Saint Mary's (CA)

Through Games Of Feb. 14, 2019

Average RPI Win:	172	WON-LOST	WINNING	LAST 10	STRENGTH OF	OPP. STRENGTH	TEAM	ADJ.	CONF.	ADJ CONF.
Average RPI Loss:	38	RECORD	PCT. RANK	GAMES	SCHEDULE	OF SCHEDULE	RPI	RPI	RPI	RPI
DIV. I ONLY	17- 8	80	1- 0	59	72	47	47	8	8	
DIV. I NON-CONF.	7- 4	108	1- 0	68	34	57	57	7	7	
TOTALS	RPI 1-25	RPI 26-50	W-L RECORDS	RPI 51-100	RPI 101-150	RPI 150+				
17- 8	0- 3	2- 3	OVERALL	1- 2	3- 0	11- 0				
7- 4	0- 2	1- 2	HOME	0- 0	2- 0	4- 0				
8- 4	0- 1	1- 1	AWAY	0- 2	1- 0	6- 0				
2- 0	0- 0	0- 0	NEUTRAL	1- 0	0- 0	1- 0				
7- 4	0- 1	1- 2	NON-CONFERENCE	1- 1	1- 0	4- 0				
2- 2	0- 1	1- 1	HOME	0- 0	0- 0	1- 0				
3- 2	0- 0	0- 1	AWAY	0- 1	1- 0	2- 0				
2- 0	0- 0	0- 0	NEUTRAL	1- 0	0- 0	1- 0				
10- 4	0- 2	1- 1	CONFERENCE	0- 1	2- 0	7- 0				
5- 2	0- 1	0- 1	HOME	0- 0	2- 0	3- 0				
5- 2	0- 1	1- 0	AWAY	0- 1	0- 0	4- 0				
0- 0	0- 0	0- 0	NEUTRAL	0- 0	0- 0	0- 0				

RPI 1-25				RPI 26-50				Team's RPI: 47	RPI 51-100				RPI 101+			
RPI	S	Opponent	Score	RPI	S	Opponent	Score		RPI	S	Opponent	Score	RPI	S	Opponent	Score
4	H	Oregon	55 79	30	A	Oregon St.	56 89		70	N	Old Dominion	83 65	104	H	Loyola Marymount	86 62
13	A	Gonzaga	62 74	34	H	California	78 81		82	A	UC Davis	74 76	124	A	Washington St.	70 64
13	H	Gonzaga	52 66	38	A	BYU	78 75		88	A	Pacific	67 76	126	H	Pepperdine	79 68
				38	H	BYU	73 74						167	A	Portland	98 91
				48	H	Wyoming	90 84						167	H	Portland	113 85
													177	N	Texas St.	89 62
													185	A	Santa Clara	83 59
													185	H	Santa Clara	81 68
													194	H	Milwaukee	73 71
													241	A	San Diego	80 49
													241	H	San Diego	74 60
													247	A	San Francisco	80 65
													296	A	UC Santa Barbara	80 55
													312	A	Cal Poly	69 51
LAST 12 Division I GAMES:																
				70	N	Old Dominion	83 65		104	H	Loyola Marymount	86 62				
				185	H	Santa Clara	81 68		126	H	Pepperdine	79 68				
				241	A	San Diego	80 49		185	A	Santa Clara	83 59				
				38	A	BYU	78 75		247	A	San Francisco	80 65				
				13	H	Gonzaga	52 66		38	H	BYU	73 74				
				167	H	Portland	113 85		241	H	San Diego	74 60				

Non-Div I Games:

Saint Mary's (CA)

■ Loss,
 ■ Non-Conf,
 ■ S Site,
 ■ Home
 ■ A Away
 N Neutral

Saint Peter's

Through Games Of Feb. 14, 2019

Average RPI Win:	322	WON-LOST	WINNING	LAST 10	STRENGTH OF	OPP. STRENGTH	TEAM	ADJ.	CONF.	ADJ CONF.
Average RPI Loss:	214	RECORD	PCT. RANK	GAMES	SCHEDULE	OF SCHEDULE	RPI	RPI	RPI	RPI
DIV. I ONLY	6- 16	289	0- 1	323	337	328	328	26	26	
DIV. I NON-CONF.	5- 6	177	0- 0	329	344	295	295	27	27	
TOTALS	RPI 1-25	RPI 26-50	W-L RECORDS	RPI 51-100	RPI 101-150	RPI 150+				
6- 16	0- 0	0- 0	OVERALL	0- 2	0- 3	6- 11				
4- 6	0- 0	0- 0	HOME	0- 0	0- 1	4- 5				
2- 10	0- 0	0- 0	AWAY	0- 2	0- 2	2- 6				
0- 0	0- 0	0- 0	NEUTRAL	0- 0	0- 0	0- 0				
5- 6	0- 0	0- 0	NON-CONFERENCE	0- 1	0- 2	5- 3				
4- 1	0- 0	0- 0	HOME	0- 0	0- 0	4- 1				
1- 5	0- 0	0- 0	AWAY	0- 1	0- 2	1- 2				
0- 0	0- 0	0- 0	NEUTRAL	0- 0	0- 0	0- 0				
1- 10	0- 0	0- 0	CONFERENCE	0- 1	0- 1	1- 8				
0- 5	0- 0	0- 0	HOME	0- 0	0- 1	0- 4				
1- 5	0- 0	0- 0	AWAY	0- 1	0- 0	1- 4				
0- 0	0- 0	0- 0	NEUTRAL	0- 0	0- 0	0- 0				

RPI 1-25				RPI 26-50				RPI 51-100				RPI 101+				Team's RPI: 328	
RPI	S	Opponent	Score	RPI	S	Opponent	Score	RPI	S	Opponent	Score	RPI	S	Opponent	Score		
								64	A	Quinnipiac	45	90	105	A	Boston College	57	89
								75	A	Yale	56	72	118	A	Seton Hall	47	90
													146	H	Marist	42	62
													178	A	Rider	38	60
													235	A	Niagara	57	81
													235	H	Niagara	66	75
													240	H	Cal St. Fullerton	45	69
													262	A	St. Francis Brooklyn	70	74
													278	A	Canisius	59	78
													278	H	Canisius	62	75
													289	A	Siena	46	50
													289	H	Siena	57	84
													293	A	Fairfield	68	65
													301	H	Manhattan	44	62
													309	H	Wagner	69	57
													314	H	NJIT	70	57
													321	A	Lafayette	62	60
													325	A	UMass Lowell	57	59
													344	H	Fairleigh Dickinson	75	58
													351	H	LIU Brooklyn	86	59
LAST 12 Division I GAMES:																	
				301	H	Manhattan	44	62		293	A	Fairfield	68	65			
				278	A	Canisius	59	78		278	H	Canisius	62	75			
				235	A	Niagara	57	81		235	H	Niagara	66	75			
				289	A	Siena	46	50		64	A	Quinnipiac	45	90			
				146	H	Marist	42	62		289	H	Siena	57	84			
				178	A	Rider	38	60		344	H	Fairleigh Dickinson	75	58			

Non-Div I Games:

Saint Peter's

■ Loss,
 ■ Non-Conf,
 ■ S Site,
 ■ H Home
 ■ A Away
 N Neutral

Average RPI Win:	274	WON-LOST	WINNING	LAST 10	STRENGTH OF	OPP. STRENGTH	TEAM	ADJ.	CONF.	ADJ CONF.
Average RPI Loss:	128	RECORD	PCT. RANK	GAMES	SCHEDULE	OF SCHEDULE	RPI	RPI	RPI	RPI
DIV. I ONLY	10- 9	155	1- 0	227	251	182	182	25	25	
DIV. I NON-CONF.	2- 5	264	0- 0	113	105	181	181	23	23	
TOTALS	RPI 1-25	RPI 26-50	W-L RECORDS	RPI 51-100	RPI 101-150	RPI 150+				
10- 9	0- 0	0- 1	OVERALL	0- 4	0- 0	10- 4				
4- 4	0- 0	0- 0	HOME	0- 2	0- 0	4- 2				
6- 4	0- 0	0- 1	AWAY	0- 1	0- 0	6- 2				
0- 1	0- 0	0- 0	NEUTRAL	0- 1	0- 0	0- 0				
2- 5	0- 0	0- 1	NON-CONFERENCE	0- 2	0- 0	2- 2				
0- 1	0- 0	0- 0	HOME	0- 0	0- 0	0- 1				
2- 3	0- 0	0- 1	AWAY	0- 1	0- 0	2- 1				
0- 1	0- 0	0- 0	NEUTRAL	0- 1	0- 0	0- 0				
8- 4	0- 0	0- 0	CONFERENCE	0- 2	0- 0	8- 2				
4- 3	0- 0	0- 0	HOME	0- 2	0- 0	4- 1				
4- 1	0- 0	0- 0	AWAY	0- 0	0- 0	4- 1				
0- 0	0- 0	0- 0	NEUTRAL	0- 0	0- 0	0- 0				

RPI 1-25				RPI 26-50				RPI 51-100				RPI 101+				Team's RPI: 182	
RPI	S	Opponent	Score	RPI	S	Opponent	Score	RPI	S	Opponent	Score	RPI	S	Opponent	Score		
				37	A	TCU	59 72	60	A	LSU	52 66	156	A	Abilene Christian	72 63		
								61	H	SFA	68 78	156	H	Abilene Christian	79 91		
								67	H	Lamar University	72 83	172	H	Oral Roberts	62 73		
								95	N	Troy	79 84	190	A	Southern Miss.	65 61		
												244	A	Wichita St.	55 63		
												253	A	Louisiana	68 62		
												264	A	A&M-Corpus Christi	61 76		
												264	H	A&M-Corpus Christi	61 59		
												280	H	Central Ark.	66 62		
												286	H	Southeastern La.	94 63		
												317	A	Incarinate Word	76 56		
												326	A	McNeese	93 80		
												329	H	Northwestern St.	66 55		
												338	A	Houston Baptist	74 63		
LAST 12 Division I GAMES:																	
				264	H	A&M-Corpus Christi	61 59					329	H	Northwestern St.	66 55		
				156	A	Abilene Christian	72 63					338	A	Houston Baptist	74 63		
				326	A	McNeese	93 80					264	A	A&M-Corpus Christi	61 76		
				61	H	SFA	68 78					317	A	Incarinate Word	76 56		
				286	H	Southeastern La.	94 63					280	H	Central Ark.	66 62		
				67	H	Lamar University	72 83					156	H	Abilene Christian	79 91		

Non-Div I Games: UNKNOWN 94 46 Wiley 101 63 Jarvis Christian 100 55

Sam Houston St.

Average RPI Win:	282	WON-LOST	WINNING	LAST 10	STRENGTH OF	OPP. STRENGTH	TEAM	ADJ.	CONF.	ADJ CONF.
Average RPI Loss:	169	RECORD	PCT. RANK	GAMES	SCHEDULE	OF SCHEDULE	RPI	RPI	RPI	RPI
DIV. I ONLY	6- 16	289	1- 0	243	244	272	272	27	27	
DIV. I NON-CONF.	3- 10	278	0- 0	154	206	223	223	24	24	
TOTALS	RPI 1-25	RPI 26-50	W-L RECORDS	RPI 51-100	RPI 101-150	RPI 150+				
6- 16	0- 0	0- 0	OVERALL	0- 2	0- 5	6- 9				
3- 3	0- 0	0- 0	HOME	0- 0	0- 2	3- 1				
3- 13	0- 0	0- 0	AWAY	0- 2	0- 3	3- 8				
0- 0	0- 0	0- 0	NEUTRAL	0- 0	0- 0	0- 0				
3- 10	0- 0	0- 0	NON-CONFERENCE	0- 2	0- 4	3- 4				
1- 1	0- 0	0- 0	HOME	0- 0	0- 1	1- 0				
2- 9	0- 0	0- 0	AWAY	0- 2	0- 3	2- 4				
0- 0	0- 0	0- 0	NEUTRAL	0- 0	0- 0	0- 0				
3- 6	0- 0	0- 0	CONFERENCE	0- 0	0- 1	3- 5				
2- 2	0- 0	0- 0	HOME	0- 0	0- 1	2- 1				
1- 4	0- 0	0- 0	AWAY	0- 0	0- 0	1- 4				
0- 0	0- 0	0- 0	NEUTRAL	0- 0	0- 0	0- 0				

RPI 1-25				RPI 26-50				RPI 51-100				RPI 101+ Team's RPI: 272					
RPI	S	Opponent	Score	RPI	S	Opponent	Score	RPI	S	Opponent	Score	RPI	S	Opponent	Score		
								57	A	Auburn	46	73	111	A	Oklahoma St.	62	82
								95	A	Troy	52	72	119	H	UAB	41	66
													132	A	UT Martin	68	89
													140	A	Colorado	39	81
													144	H	Chattanooga	63	73
													159	A	Mercer	68	76
													159	H	Mercer	52	68
													173	A	Denver	87	83
													179	A	Hampton	57	64
													187	A	Vanderbilt	52	77
													190	A	Southern Miss.	40	76
													209	A	Furman	36	57
													231	A	Memphis	48	53
													251	A	Alabama St.	60	51
													254	H	ETSU	79	58
													281	A	Wofford	62	71
													308	A	UNC Greensboro	54	55
													333	H	Presbyterian	75	54
													339	A	Western Caro.	75	42
													339	H	Western Caro.	58	43
LAST 12 Division I GAMES:																	
				339	H	Western Caro.	58	43					339	A	Western Caro.	75	42
				159	H	Mercer	52	68					308	A	UNC Greensboro	54	55
				281	A	Wofford	62	71					159	A	Mercer	68	76
				209	A	Furman	36	57					187	A	Vanderbilt	52	77
				144	H	Chattanooga	63	73					140	A	Colorado	39	81
				254	H	ETSU	79	58					173	A	Denver	87	83

Non-Div I Games: Rhodes 71 54 Montevallo 73 47

Samford

Loss, Non-Conf, S Site, H Home A Away N Neutral

Average RPI Win:	239	WON-LOST	WINNING	LAST 10	STRENGTH OF	OPP. STRENGTH	TEAM	ADJ.	CONF.	ADJ CONF.
Average RPI Loss:	113	RECORD	PCT. RANK	GAMES	SCHEDULE	OF SCHEDULE	RPI	RPI	RPI	RPI
DIV. I ONLY	7- 17	280	0- 1	131	104	241	241	8	8	
DIV. I NON-CONF.	6- 4	125	0- 0	319	214	221	221	7	7	
TOTALS	RPI 1-25	RPI 26-50	W-L RECORDS	RPI 51-100	RPI 101-150	RPI 150+				
7- 17	0- 2	0- 4	OVERALL	0- 2	0- 5	7- 4				
5- 8	0- 1	0- 3	HOME	0- 1	0- 2	5- 1				
2- 9	0- 1	0- 1	AWAY	0- 1	0- 3	2- 3				
0- 0	0- 0	0- 0	NEUTRAL	0- 0	0- 0	0- 0				
6- 4	0- 0	0- 1	NON-CONFERENCE	0- 0	0- 1	6- 2				
5- 1	0- 0	0- 1	HOME	0- 0	0- 0	5- 0				
1- 3	0- 0	0- 0	AWAY	0- 0	0- 1	1- 2				
0- 0	0- 0	0- 0	NEUTRAL	0- 0	0- 0	0- 0				
1- 13	0- 2	0- 3	CONFERENCE	0- 2	0- 4	1- 2				
0- 7	0- 1	0- 2	HOME	0- 1	0- 2	0- 1				
1- 6	0- 1	0- 1	AWAY	0- 1	0- 2	1- 1				
0- 0	0- 0	0- 0	NEUTRAL	0- 0	0- 0	0- 0				

RPI	S	Opponent	Score	RPI	S	Opponent	Score	RPI	S	Opponent	Score	RPI	S	Opponent	Score	Team's RPI: 241
13	A	Gonzaga	44 71	34	H	California	53 70	88	A	Pacific	47 79	102	A	Minnesota	48 53	
13	H	Gonzaga	61 86	38	H	BYU	56 65	88	H	Pacific	53 70	104	A	Loyola Marymount	57 83	
				47	A	Saint Mary's (CA)	60 74					104	H	Loyola Marymount	52 69	
				47	H	Saint Mary's (CA)	49 80					126	A	Pepperdine	65 88	
												126	H	Pepperdine	55 74	
												167	H	Portland	60 69	
												185	A	Santa Clara	57 49	
												199	H	Dartmouth	78 76	
												203	H	San Diego St.	72 71	
												242	H	Hawaii	58 50	
												247	A	San Francisco	57 68	
												263	A	Long Beach St.	60 56	
												268	H	Cleveland St.	83 82	
												282	A	Southern Utah	59 69	
												300	A	UTSA	77 87	
												316	H	San Jose St.	83 79	
LAST 12 Division I GAMES:																
13	A	Gonzaga	44 71	13	H	Gonzaga	61 86									
47	H	Saint Mary's (CA)	49 80	167	H	Portland	60 69									
88	H	Pacific	53 70	88	A	Pacific	47 79									
104	A	Loyola Marymount	57 83	47	A	Saint Mary's (CA)	60 74									
126	A	Pepperdine	65 88	126	H	Pepperdine	55 74									
38	H	BYU	56 65	104	H	Loyola Marymount	52 69									

Non-Div I Games: Cal St. San B'dino 76 58

San Diego

Average RPI Win:	233	WON-LOST	WINNING	LAST 10	STRENGTH OF	OPP. STRENGTH	TEAM	ADJ.	CONF.	ADJ CONF.
Average RPI Loss:	145	RECORD	PCT. RANK	GAMES	SCHEDULE	OF SCHEDULE	RPI	RPI	RPI	RPI
DIV. I ONLY	10- 12	198	1- 0	186	190	203	203	15	15	
DIV. I NON-CONF.	5- 6	177	0- 0	256	264	233	233	13	13	
TOTALS	RPI 1-25	RPI 26-50	W-L RECORDS	RPI 51-100	RPI 101-150	RPI 150+				
10- 12	0- 0	0- 2	OVERALL	1- 3	0- 1	9- 6				
7- 5	0- 0	0- 1	HOME	1- 2	0- 1	6- 1				
3- 7	0- 0	0- 1	AWAY	0- 1	0- 0	3- 5				
0- 0	0- 0	0- 0	NEUTRAL	0- 0	0- 0	0- 0				
5- 6	0- 0	0- 1	NON-CONFERENCE	0- 1	0- 0	5- 4				
3- 3	0- 0	0- 1	HOME	0- 1	0- 0	3- 1				
2- 3	0- 0	0- 0	AWAY	0- 0	0- 0	2- 3				
0- 0	0- 0	0- 0	NEUTRAL	0- 0	0- 0	0- 0				
5- 6	0- 0	0- 1	CONFERENCE	1- 2	0- 1	4- 2				
4- 2	0- 0	0- 0	HOME	1- 1	0- 1	3- 0				
1- 4	0- 0	0- 1	AWAY	0- 1	0- 0	1- 2				
0- 0	0- 0	0- 0	NEUTRAL	0- 0	0- 0	0- 0				

RPI S	Opponent	Score	RPI S	Opponent	Score	RPI S	Opponent	Score	RPI S	Opponent	Score	Team's RPI: 203
37	H TCU	64 81	54	A New Mexico	62 70	110	H Fresno St.	81 87				
48	A Wyoming	45 87	54	H New Mexico	61 59	160	A UC Irvine	78 70				
			56	H Boise St.	66 69	161	A CSUN	74 77				
			79	H Arizona	60 69	185	A Santa Clara	43 60				
						201	A UNLV	57 71				
						213	A Utah St.	56 54				
						240	A Cal St. Fullerton	83 72				
						241	A San Diego	71 72				
						242	H Hawaii	58 57				
						258	H Colorado St.	54 45				
						259	H California Baptist	83 67				
						266	A Air Force	66 75				
						266	H Air Force	70 61				
						296	H UC Santa Barbara	58 63				
						316	H San Jose St.	69 68				
						317	H Incarnate Word	81 38				
LAST 12 Division I GAMES:												
258	H Colorado St.	54 45	110	H Fresno St.	81 87							
213	A Utah St.	56 54	54	A New Mexico	62 70							
54	H New Mexico	61 59	266	H Air Force	70 61							
316	H San Jose St.	69 68	48	A Wyoming	45 87							
266	A Air Force	66 75	56	H Boise St.	66 69							
201	A UNLV	57 71	296	H UC Santa Barbara	58 63							

Non-Div I Games:

San Diego St.

San Francisco

Through Games Of Feb. 14, 2019

Average RPI Win:	267	WON-LOST	WINNING	LAST 10	STRENGTH OF	OPP. STRENGTH	TEAM	ADJ.	CONF.	ADJ CONF.
Average RPI Loss:	102	RECORD	PCT. RANK	GAMES	SCHEDULE	OF SCHEDULE	RPI	RPI	RPI	RPI
DIV. I ONLY	6- 18	301	0- 1	123	100	247	247	8	8	
DIV. I NON-CONF.	4- 7	228	0- 0	235	137	246	246	7	7	
TOTALS	RPI 1-25	RPI 26-50	W-L RECORDS	RPI 51-100	RPI 101-150	RPI 150+				
6- 18	0- 2	0- 2	OVERALL	0- 5	0- 6	6- 3				
2- 9	0- 0	0- 2	HOME	0- 3	0- 3	2- 1				
2- 8	0- 2	0- 0	AWAY	0- 2	0- 3	2- 1				
2- 1	0- 0	0- 0	NEUTRAL	0- 0	0- 0	2- 1				
4- 7	0- 1	0- 0	NON-CONFERENCE	0- 3	0- 2	4- 1				
1- 3	0- 0	0- 0	HOME	0- 2	0- 1	1- 0				
1- 3	0- 1	0- 0	AWAY	0- 1	0- 1	1- 0				
2- 1	0- 0	0- 0	NEUTRAL	0- 0	0- 0	2- 1				
2- 11	0- 1	0- 2	CONFERENCE	0- 2	0- 4	2- 2				
1- 6	0- 0	0- 2	HOME	0- 1	0- 2	1- 1				
1- 5	0- 1	0- 0	AWAY	0- 1	0- 2	1- 1				
0- 0	0- 0	0- 0	NEUTRAL	0- 0	0- 0	0- 0				

RPI 1-25				RPI 26-50				RPI 51-100				RPI 101+ Team's RPI: 247			
RPI	S	Opponent	Score	RPI	S	Opponent	Score	RPI	S	Opponent	Score	RPI	S	Opponent	Score
5	A	Stanford	62 96	38	H	BYU	59 67	82	H	UC Davis	68 70	104	A	Loyola Marymount	58 66
13	A	Gonzaga	51 78	47	H	Saint Mary's (CA)	65 80	86	A	Idaho	63 70	104	H	Loyola Marymount	66 73
								88	A	Pacific	48 74	122	H	Northern Colo.	63 68
								88	H	Pacific	75 85	124	A	Washington St.	61 91
								96	H	UT Arlington	73 80	126	A	Pepperdine	50 69
												126	H	Pepperdine	66 72
												167	A	Portland	73 78
												185	A	Santa Clara	57 49
												185	H	Santa Clara	66 71
												225	A	Sacramento St.	86 75
												228	N	North Dakota	97 100
												241	H	San Diego	68 57
												312	N	Cal Poly	65 62
												316	H	San Jose St.	85 63
												323	N	North Dakota St.	75 42
LAST 12 Division I GAMES:															
88	A	Pacific	48 74	88	H	Pacific	75 85	47	H	Saint Mary's (CA)	65 80	126	A	Pepperdine	50 69
104	H	Loyola Marymount	66 73	126	H	Pepperdine	66 72	104	A	Loyola Marymount	58 66	185	A	Santa Clara	57 49
126	H	Pepperdine	66 72	185	A	Santa Clara	66 71	167	A	Portland	73 78	13	A	Gonzaga	51 78
13	A	Gonzaga	51 78	38	H	BYU	59 67								

Non-Div I Games:

San Francisco

■ Loss,
■ Non-Conf,
■ S Site,
■ H Home
■ A Away
N Neutral

Average RPI Win:	246	WON-LOST	WINNING	LAST 10	STRENGTH OF	OPP. STRENGTH	TEAM	ADJ.	CONF.	ADJ CONF.
Average RPI Loss:	152	RECORD	PCT. RANK	GAMES	SCHEDULE	OF SCHEDULE	RPI	RPI	RPI	RPI
DIV. I ONLY	2- 19	341	0- 1	142	171	316	316	15	15	
DIV. I NON-CONF.	1- 9	326	0- 0	211	195	333	333	13	13	
TOTALS	RPI 1-25	RPI 26-50	W-L RECORDS	RPI 51-100	RPI 101-150	RPI 150+				
2- 19	0- 0	0- 1	OVERALL	0- 5	0- 3	2- 10				
2- 8	0- 0	0- 1	HOME	0- 3	0- 0	2- 4				
0- 11	0- 0	0- 0	AWAY	0- 2	0- 3	0- 6				
0- 0	0- 0	0- 0	NEUTRAL	0- 0	0- 0	0- 0				
1- 9	0- 0	0- 0	NON-CONFERENCE	0- 2	0- 2	1- 5				
1- 3	0- 0	0- 0	HOME	0- 1	0- 0	1- 2				
0- 6	0- 0	0- 0	AWAY	0- 1	0- 2	0- 3				
0- 0	0- 0	0- 0	NEUTRAL	0- 0	0- 0	0- 0				
1- 10	0- 0	0- 1	CONFERENCE	0- 3	0- 1	1- 5				
1- 5	0- 0	0- 1	HOME	0- 2	0- 0	1- 2				
0- 5	0- 0	0- 0	AWAY	0- 1	0- 1	0- 3				
0- 0	0- 0	0- 0	NEUTRAL	0- 0	0- 0	0- 0				

RPI S	Opponent	Score	RPI S	Opponent	Score	RPI S	Opponent	Score	RPI S	Opponent	Score	Team's RPI: 316
48	H Wyoming	56 70	54	H New Mexico	60 79	110	A Fresno St.	48 77				
			56	A Boise St.	68 99	134	A Portland St.	51 80				
			56	H Boise St.	69 83	140	A Colorado	64 76				
			88	H Pacific	67 91	160	H UC Irvine	66 74				
			94	A Nebraska	63 96	161	A CSUN	40 76				
						185	H Santa Clara	56 62				
						201	H UNLV	43 53				
						203	A San Diego St.	68 69				
						213	A Utah St.	49 82				
						213	H Utah St.	68 59				
						238	H Nevada	49 52				
						241	A San Diego	79 83				
						247	A San Francisco	63 85				
						266	A Air Force	77 88				
						279	H CSU Bakersfield	82 72				
LAST 12 Division I GAMES:												
54	H New Mexico	60 79	201	H UNLV	43 53							
56	H Boise St.	69 83	213	A Utah St.	49 82							
203	A San Diego St.	68 69	56	A Boise St.	68 99							
213	H Utah St.	68 59	238	H Nevada	49 52							
266	A Air Force	77 88	110	A Fresno St.	48 77							
48	H Wyoming	56 70	241	A San Diego	79 83							

Non-Div I Games: San Fran. St. 66 73

San Jose St.

Santa Clara

Through Games Of Feb. 14, 2019

Average RPI Win:	213	WON-LOST	WINNING	LAST 10	STRENGTH OF	OPP. STRENGTH	TEAM	ADJ.	CONF.	ADJ CONF.
Average RPI Loss:	102	RECORD	PCT. RANK	GAMES	SCHEDULE	OF SCHEDULE	RPI	RPI	RPI	RPI
DIV. I ONLY	9- 14	236	0- 1	117	105	185	185	8	8	
DIV. I NON-CONF.	6- 4	125	0- 0	190	191	138	138	7	7	
TOTALS	RPI 1-25	RPI 26-50	W-L RECORDS	RPI 51-100	RPI 101-150	RPI 150+				
9- 14	0- 1	0- 4	OVERALL	1- 2	1- 4	7- 3				
4- 8	0- 0	0- 2	HOME	1- 1	0- 2	3- 3				
5- 6	0- 1	0- 2	AWAY	0- 1	1- 2	4- 0				
0- 0	0- 0	0- 0	NEUTRAL	0- 0	0- 0	0- 0				
6- 4	0- 0	0- 1	NON-CONFERENCE	1- 1	0- 1	5- 1				
4- 1	0- 0	0- 0	HOME	1- 0	0- 0	3- 1				
2- 3	0- 0	0- 1	AWAY	0- 1	0- 1	2- 0				
0- 0	0- 0	0- 0	NEUTRAL	0- 0	0- 0	0- 0				
3- 10	0- 1	0- 3	CONFERENCE	0- 1	1- 3	2- 2				
0- 7	0- 0	0- 2	HOME	0- 1	0- 2	0- 2				
3- 3	0- 1	0- 1	AWAY	0- 0	1- 1	2- 0				
0- 0	0- 0	0- 0	NEUTRAL	0- 0	0- 0	0- 0				

RPI 1-25				RPI 26-50				RPI 51-100				RPI 101+ Team's RPI: 185			
RPI	S	Opponent	Score	RPI	S	Opponent	Score	RPI	S	Opponent	Score	RPI	S	Opponent	Score
13	A	Gonzaga	61 78	30	A	Oregon St.	31 82	55	A	Southern California	46 77	104	A	Loyola Marymount	83 75
				38	H	BYU	44 54	62	H	Missouri St.	77 73	104	H	Loyola Marymount	60 69
				47	A	Saint Mary's (CA)	68 81	88	H	Pacific	70 74	110	A	Fresno St.	53 80
				47	H	Saint Mary's (CA)	59 83					126	A	Pepperdine	48 74
												126	H	Pepperdine	74 76
												161	H	CSUN	38 53
												167	A	Portland	72 66
												203	H	San Diego St.	60 43
												238	H	Nevada	56 48
												240	A	Cal St. Fullerton	64 60
												241	H	San Diego	49 57
												247	A	San Francisco	71 66
												247	H	San Francisco	49 57
												316	A	San Jose St.	62 56
												337	H	Grand Canyon	75 55
LAST 12 Division I GAMES:															
47	A	Saint Mary's (CA)	68 81	47	H	Saint Mary's (CA)	59 83								
126	H	Pepperdine	74 76	88	H	Pacific	70 74								
104	H	Loyola Marymount	60 69	104	A	Loyola Marymount	83 75								
247	H	San Francisco	49 57	126	A	Pepperdine	48 74								
13	A	Gonzaga	61 78	247	A	San Francisco	71 66								
167	A	Portland	72 66	241	H	San Diego	49 57								

Non-Div I Games: Sonoma St. 98 38

Santa Clara

Loss, Non-Conf, S Site, H Home A Away N Neutral

Average RPI Win:	325	WON-LOST	WINNING	LAST 10	STRENGTH OF	OPP. STRENGTH	TEAM	ADJ.	CONF.	ADJ CONF.
Average RPI Loss:	229	RECORD	PCT. RANK	GAMES	SCHEDULE	OF SCHEDULE	RPI	RPI	RPI	RPI
DIV. I ONLY	4- 13	309	1- 0	351	303	345	345	32	32	
DIV. I NON-CONF.	0- 7	336	0- 0	255	129	343	343	32	32	
TOTALS	RPI 1-25	RPI 26-50	W-L RECORDS	RPI 51-100	RPI 101-150	RPI 150+				
4- 13	0- 0	0- 2	OVERALL	0- 0	0- 0	4- 11				
2- 6	0- 0	0- 0	HOME	0- 0	0- 0	2- 6				
2- 7	0- 0	0- 2	AWAY	0- 0	0- 0	2- 5				
0- 0	0- 0	0- 0	NEUTRAL	0- 0	0- 0	0- 0				
0- 7	0- 0	0- 2	NON-CONFERENCE	0- 0	0- 0	0- 5				
0- 3	0- 0	0- 0	HOME	0- 0	0- 0	0- 3				
0- 4	0- 0	0- 2	AWAY	0- 0	0- 0	0- 2				
0- 0	0- 0	0- 0	NEUTRAL	0- 0	0- 0	0- 0				
4- 6	0- 0	0- 0	CONFERENCE	0- 0	0- 0	4- 6				
2- 3	0- 0	0- 0	HOME	0- 0	0- 0	2- 3				
2- 3	0- 0	0- 0	AWAY	0- 0	0- 0	2- 3				
0- 0	0- 0	0- 0	NEUTRAL	0- 0	0- 0	0- 0				

RPI S	Opponent	Score	RPI S	Opponent	Score	RPI S	Opponent	Score	RPI S	Opponent	Score	Team's RPI: 345
28	A South Dakota St.	49 97	32	A DePaul	61 124				176	A UMES	46 78	
									198	A Ole Miss	51 74	
									211	H Texas Southern	41 65	
									244	A Wichita St.	50 66	
									248	H Jacksonville	58 68	
									269	H Norfolk St.	42 78	
									284	H Ga. Southern	71 82	
									297	A Morgan St.	47 63	
									297	H Morgan St.	53 35	
									306	H South Carolina St.	60 71	
									327	A Coppin St.	76 70	
									327	H Coppin St.	68 57	
									341	H N.C. Central	67 71	
									346	A Delaware St.	58 66	
									349	A Florida A&M	54 50	
LAST 12 Division I GAMES:												
297	H Morgan St.	53 35	269	H Norfolk St.	42 78							
327	H Coppin St.	68 57	349	A Florida A&M	54 50							
176	A UMES	46 78	297	A Morgan St.	47 63							
346	A Delaware St.	58 66	327	A Coppin St.	76 70							
341	H N.C. Central	67 71	244	A Wichita St.	50 66							
306	H South Carolina St.	60 71	28	A South Dakota St.	49 97							

Non-Div I Games: Carver 101 49 Wesleyan (GA) 155 26

Savannah St.

RPI 1-25				RPI 26-50				RPI 51-100				RPI 101+				Team's RPI: 342	
RPI	S	Opponent	Score	RPI	S	Opponent	Score	RPI	S	Opponent	Score	RPI	S	Opponent	Score		
								52	A	Utah	62 89	126	H	Pepperdine	64 78		
								79	N	Arizona	54 84	134	A	Portland St.	43 68		
								82	A	UC Davis	59 76	143	H	Washington	58 69		
								88	A	Pacific	61 75	155	A	New Mexico St.	55 75		
												160	A	UC Irvine	60 65		
												223	A	UTRGV	56 69		
												223	H	UTRGV	70 74		
												232	H	UMKC	62 86		
												236	H	Northern Ariz.	58 65		
												238	A	Nevada	54 67		
												240	H	Cal St. Fullerton	54 57		
												242	A	Hawaii	51 67		
												259	A	California Baptist	83 100		
												279	H	CSU Bakersfield	60 70		
												285	A	Utah Valley	56 63		
												285	H	Utah Valley	55 58		
												312	H	Cal Poly	50 60		
												337	H	Grand Canyon	73 74		
												348	H	Chicago St.	90 54		
LAST 12 Division I GAMES:																	
				223	H	UTRGV	70 74	155	A	New Mexico St.	55 75						
				285	A	Utah Valley	56 63	285	H	Utah Valley	55 58						
				259	A	California Baptist	83 100	337	H	Grand Canyon	73 74						
				232	H	UMKC	62 86	279	H	CSU Bakersfield	60 70						
				348	H	Chicago St.	90 54	160	A	UC Irvine	60 65						
				223	A	UTRGV	56 69	238	A	Nevada	54 67						

Non-Div I Games:

Average RPI Win:	196	WON-LOST	WINNING	LAST 10	STRENGTH OF	OPP. STRENGTH	TEAM	ADJ.	CONF.	ADJ CONF.
Average RPI Loss:	75	RECORD	PCT. RANK	GAMES	SCHEDULE	OF SCHEDULE	RPI	RPI	RPI	RPI
DIV. I ONLY	14- 10	126	0- 1	119	84	118	118	6	6	
DIV. I NON-CONF.	8- 3	72	0- 0	280	216	134	134	5	5	
TOTALS	RPI 1-25	RPI 26-50	W-L RECORDS	RPI 51-100	RPI 101-150	RPI 150+				
14- 10	0- 2	2- 4	OVERALL	2- 0	3- 2	7- 2				
11- 2	0- 0	1- 1	HOME	1- 0	3- 0	6- 1				
2- 7	0- 2	1- 2	AWAY	1- 0	0- 2	0- 1				
1- 1	0- 0	0- 1	NEUTRAL	0- 0	0- 0	1- 0				
8- 3	0- 1	0- 2	NON-CONFERENCE	1- 0	0- 0	7- 0				
6- 0	0- 0	0- 0	HOME	0- 0	0- 0	6- 0				
1- 2	0- 1	0- 1	AWAY	1- 0	0- 0	0- 0				
1- 1	0- 0	0- 1	NEUTRAL	0- 0	0- 0	1- 0				
6- 7	0- 1	2- 2	CONFERENCE	1- 0	3- 2	0- 2				
5- 2	0- 0	1- 1	HOME	1- 0	3- 0	0- 1				
1- 5	0- 1	1- 1	AWAY	0- 0	0- 2	0- 1				
0- 0	0- 0	0- 0	NEUTRAL	0- 0	0- 0	0- 0				

RPI 1-25				RPI 26-50				RPI 51-100				RPI 101+ Team's RPI: 118			
RPI	S	Opponent	Score	RPI	S	Opponent	Score	RPI	S	Opponent	Score	RPI	S	Opponent	Score
6	A	UConn	61 99	32	A	DePaul	84 73	90	H	Georgetown	76 63	109	H	St. John's (NY)	77 67
7	A	Marquette	60 96	40	A	UCLA	62 78	97	A	Princeton	70 66	115	A	Creighton	71 80
				42	H	Villanova	66 70					115	H	Creighton	82 75
				43	N	Georgia Tech	73 84					116	A	Providence	75 82
				45	A	Butler	59 62					116	H	Providence	79 73
				45	H	Butler	83 62					169	A	Xavier	62 63
												169	H	Xavier	76 80
												262	H	St. Francis Brooklyn	100 77
												300	H	UTSA	84 53
												305	H	Kennesaw St.	102 80
												308	N	UNC Greensboro	71 64
												309	H	Wagner	95 40
												325	H	UMass Lowell	90 57
												328	H	Saint Peter's	90 47
LAST 12 Division I GAMES:															
115	A	Creighton	71 80	32	A	DePaul	84 73	7	A	Marquette	60 96	116	H	Providence	79 73
116	A	Providence	75 82	45	H	Butler	83 62	115	H	Creighton	82 75	169	H	Xavier	76 80
45	H	Butler	83 62	90	H	Georgetown	76 63	169	A	Xavier	62 63	42	H	Villanova	66 70
169	H	Xavier	76 80	42	H	Villanova	66 70	45	A	Butler	59 62				

Non-Div I Games:

Seton Hall

■ Loss,
 ■ Non-Conf,
 ■ S Site,
 ■ H Home
 ■ A Away
 N Neutral

Average RPI Win: 283	WON-LOST	WINNING	LAST 10	STRENGTH OF	OPP. STRENGTH	TEAM	ADJ.	CONF.	ADJ CONF.
Average RPI Loss: 192	RECORD	PCT. RANK	GAMES	SCHEDULE	OF SCHEDULE	RPI	RPI	RPI	RPI
DIV. I ONLY	10- 15	231	1- 0	305	292	289	289	26	26
DIV. I NON-CONF.	4- 7	228	1- 0	214	297	273	273	27	27
TOTALS	RPI 1-25	RPI 26-50	W-L RECORDS	RPI 51-100	RPI 101-150	RPI 150+			
10- 15	0- 0	0- 0	OVERALL	0- 4	0- 2	10- 9			
5- 8	0- 0	0- 0	HOME	0- 2	0- 1	5- 5			
4- 6	0- 0	0- 0	AWAY	0- 1	0- 1	4- 4			
1- 1	0- 0	0- 0	NEUTRAL	0- 1	0- 0	1- 0			
4- 7	0- 0	0- 0	NON-CONFERENCE	0- 3	0- 0	4- 4			
2- 4	0- 0	0- 0	HOME	0- 2	0- 0	2- 2			
1- 2	0- 0	0- 0	AWAY	0- 0	0- 0	1- 2			
1- 1	0- 0	0- 0	NEUTRAL	0- 1	0- 0	1- 0			
6- 8	0- 0	0- 0	CONFERENCE	0- 1	0- 2	6- 5			
3- 4	0- 0	0- 0	HOME	0- 0	0- 1	3- 3			
3- 4	0- 0	0- 0	AWAY	0- 1	0- 1	3- 2			
0- 0	0- 0	0- 0	NEUTRAL	0- 0	0- 0	0- 0			

RPI S	Opponent	Score	RPI S	Opponent	Score	RPI S	Opponent	Score	RPI S	Opponent	Score	Team's RPI: 289
						64	A Quinnipiac	31 68	146	A Marist	59 88	
						71	H Penn	51 58	146	H Marist	58 73	
						77	N Drexel	39 51	178	H Rider	52 55	
						87	H Harvard	54 73	204	H Massachusetts	64 59	
									214	A Monmouth	77 68	
									214	H Monmouth	54 56	
									226	A Sacred Heart	50 72	
									230	A Howard	86 81	
									233	A St. Bonaventure	58 74	
									252	H Hofstra	50 57	
									256	H Colgate	55 53	
									293	A Fairfield	55 59	
									293	H Fairfield	40 66	
									295	H Fla. Atlantic	66 70	
									301	A Manhattan	48 52	
									301	H Manhattan	62 56	
									309	N Wagner	74 71	
									328	A Saint Peter's	84 57	
									328	H Saint Peter's	50 46	
									331	A Iona	66 45	
									331	H Iona	59 47	
LAST 12 Division I GAMES:												
309	N Wagner	74 71	293	A Fairfield	55 59							
293	H Fairfield	40 66	328	H Saint Peter's	50 46							
214	H Monmouth	54 56	64	A Quinnipiac	31 68							
331	A Iona	66 45	214	A Monmouth	77 68							
301	A Manhattan	48 52	146	A Marist	59 88							
146	H Marist	58 73	178	H Rider	52 55							

Non-Div I Games:

Siena

■ Loss,
■ Non-Conf,
■ S Site,
■ H Home
■ A Away
N Neutral

South Alabama

Through Games Of Feb. 14, 2019

Average RPI Win:	225	WON-LOST	WINNING	LAST 10	STRENGTH OF	OPP. STRENGTH	TEAM	ADJ.	CONF.	ADJ CONF.
Average RPI Loss:	122	RECORD	PCT. RANK	GAMES	SCHEDULE	OF SCHEDULE	RPI	RPI	RPI	RPI
DIV. I ONLY	16- 5	38	1- 0	277	136	112	112	12	12	
DIV. I NON-CONF.	9- 0	1	1- 0	306	209	62	62	15	15	
TOTALS	RPI 1-25	RPI 26-50	W-L RECORDS	RPI 51-100	RPI 101-150	RPI 150+				
16- 5	0- 0	0- 2	OVERALL	1- 0	2- 1	13- 2				
7- 2	0- 0	0- 1	HOME	1- 0	0- 0	6- 1				
8- 3	0- 0	0- 1	AWAY	0- 0	2- 1	6- 1				
1- 0	0- 0	0- 0	NEUTRAL	0- 0	0- 0	1- 0				
9- 0	0- 0	0- 0	NON-CONFERENCE	0- 0	1- 0	8- 0				
3- 0	0- 0	0- 0	HOME	0- 0	0- 0	3- 0				
5- 0	0- 0	0- 0	AWAY	0- 0	1- 0	4- 0				
1- 0	0- 0	0- 0	NEUTRAL	0- 0	0- 0	1- 0				
7- 5	0- 0	0- 2	CONFERENCE	1- 0	1- 1	5- 2				
4- 2	0- 0	0- 1	HOME	1- 0	0- 0	3- 1				
3- 3	0- 0	0- 1	AWAY	0- 0	1- 1	2- 1				
0- 0	0- 0	0- 0	NEUTRAL	0- 0	0- 0	0- 0				

RPI S	Opponent	Score	RPI S	Opponent	Score	RPI S	Opponent	Score	RPI S	Opponent	Score	Team's RPI: 112
50	A Little Rock	44 47	50	H Little Rock	42 65	95	H Troy	80 77	133	A Alabama	72 67	
									136	A Georgia St.	68 59	
									142	A Appalachian St.	63 71	
									155	N New Mexico St.	68 67	
									183	A Arkansas St.	58 69	
									183	H Arkansas St.	64 77	
									186	A Southern U.	53 49	
									190	H Southern Miss.	77 68	
									192	A Coastal Caro.	88 78	
									251	H Alabama St.	77 65	
									253	H Louisiana	83 60	
									254	H ETSU	81 74	
									280	A Central Ark.	58 50	
									284	A Ga. Southern	69 53	
									284	H Ga. Southern	73 60	
									290	A Tennessee St.	78 56	
									298	H La.-Monroe	77 49	
									318	A FIU	84 77	
LAST 12 Division I GAMES:												
318	A FIU	84 77	253	H Louisiana	83 60							
284	H Ga. Southern	73 60	284	A Ga. Southern	69 53							
50	A Little Rock	44 47	136	A Georgia St.	68 59							
183	A Arkansas St.	58 69	50	H Little Rock	42 65							
95	H Troy	80 77	183	H Arkansas St.	64 77							
298	H La.-Monroe	77 49	192	A Coastal Caro.	88 78							

Non-Div I Games: Faulkner 97 40 Spring Hill 75 57

South Alabama

Loss, Non-Conf, S Site, H Home A Away N Neutral

Average RPI Win:	128	WON-LOST	WINNING	LAST 10	STRENGTH OF	OPP. STRENGTH	TEAM	ADJ.	CONF.	ADJ CONF.
Average RPI Loss:	14	RECORD	PCT. RANK	GAMES	SCHEDULE	OF SCHEDULE	RPI	RPI	RPI	RPI
DIV. I ONLY	18- 6	45	0- 1	11	23	14	14	5	5	
DIV. I NON-CONF.	8- 5	119	0- 1	16	17	38	38	4	4	
TOTALS	RPI 1-25	RPI 26-50	W-L RECORDS	RPI 51-100	RPI 101-150	RPI 150+				
18- 6	3- 5	1- 1	OVERALL	3- 0	4- 0	7- 0				
11- 2	1- 2	1- 0	HOME	0- 0	4- 0	5- 0				
6- 2	2- 2	0- 0	AWAY	3- 0	0- 0	1- 0				
1- 2	0- 1	0- 1	NEUTRAL	0- 0	0- 0	1- 0				
8- 5	0- 4	1- 1	NON-CONFERENCE	1- 0	2- 0	4- 0				
5- 2	0- 2	1- 0	HOME	0- 0	2- 0	2- 0				
2- 1	0- 1	0- 0	AWAY	1- 0	0- 0	1- 0				
1- 2	0- 1	0- 1	NEUTRAL	0- 0	0- 0	1- 0				
10- 1	3- 1	0- 0	CONFERENCE	2- 0	2- 0	3- 0				
6- 0	1- 0	0- 0	HOME	0- 0	2- 0	3- 0				
4- 1	2- 1	0- 0	AWAY	2- 0	0- 0	0- 0				
0- 0	0- 0	0- 0	NEUTRAL	0- 0	0- 0	0- 0				

RPI	S	Opponent	Score	RPI	S	Opponent	Score	RPI	S	Opponent	Score	RPI	S	Opponent	Score
2	H	Baylor	69 94	30	N	Oregon St.	68 70	60	A	LSU	76 53	108	H	Georgia	65 57
6	A	UConn	79 97	46	H	Clemson	69 57	66	A	Purdue	82 73	113	H	Dayton	65 55
9	A	Mississippi St.	74 89					84	A	Arkansas	87 79	133	H	Alabama	62 59
17	H	Maryland	61 85									142	H	Appalachian St.	80 50
19	A	Texas A&M	60 57									168	H	Temple	88 60
20	N	Drake	85 90									187	H	Vanderbilt	80 69
22	A	Kentucky	74 70									198	H	Ole Miss	76 42
23	H	Missouri	79 65									209	H	Furman	66 53
												212	H	Florida	71 40
												251	A	Alabama St.	94 38
												254	N	ETSU	101 55
LAST 12 Division I GAMES:															
20	N	Drake	85 90	22	A	Kentucky	74 70								
30	N	Oregon St.	68 70	187	H	Vanderbilt	80 69								
108	H	Georgia	65 57	23	H	Missouri	79 65								
6	A	UConn	79 97	9	A	Mississippi St.	74 89								
198	H	Ole Miss	76 42	60	A	LSU	76 53								
84	A	Arkansas	87 79	212	H	Florida	71 40								

Non-Div I Games:

South Carolina

Average RPI Win:	311	WON-LOST	WINNING	LAST 10	STRENGTH OF	OPP. STRENGTH	TEAM	ADJ.	CONF.	ADJ CONF.
Average RPI Loss:	208	RECORD	PCT. RANK	GAMES	SCHEDULE	OF SCHEDULE	RPI	RPI	RPI	RPI
DIV. I ONLY	10- 12	198	1- 0	349	319	306	306	32	32	
DIV. I NON-CONF.	5- 7	206	1- 0	331	281	292	292	32	32	
TOTALS	RPI 1-25	RPI 26-50	W-L RECORDS	RPI 51-100	RPI 101-150	RPI 150+				
10- 12	0- 0	0- 0	OVERALL	0- 2	0- 1	10- 9				
5- 4	0- 0	0- 0	HOME	0- 0	0- 0	5- 4				
5- 6	0- 0	0- 0	AWAY	0- 2	0- 0	5- 4				
0- 2	0- 0	0- 0	NEUTRAL	0- 0	0- 1	0- 1				
5- 7	0- 0	0- 0	NON-CONFERENCE	0- 2	0- 1	5- 4				
3- 1	0- 0	0- 0	HOME	0- 0	0- 0	3- 1				
2- 4	0- 0	0- 0	AWAY	0- 2	0- 0	2- 2				
0- 2	0- 0	0- 0	NEUTRAL	0- 0	0- 1	0- 1				
5- 5	0- 0	0- 0	CONFERENCE	0- 0	0- 0	5- 5				
2- 3	0- 0	0- 0	HOME	0- 0	0- 0	2- 3				
3- 2	0- 0	0- 0	AWAY	0- 0	0- 0	3- 2				
0- 0	0- 0	0- 0	NEUTRAL	0- 0	0- 0	0- 0				

RPI S	Opponent	Score	RPI S	Opponent	Score	RPI S	Opponent	Score	RPI S	Opponent	Score	Team's RPI: 306
						79	A Arizona	32 73	117	N Wake Forest	44 58	
						92	A Radford	31 61	176	A UMES	43 63	
									192	A Coastal Caro.	44 57	
									195	N East Carolina	63 71	
									201	H UNLV	58 49	
									220	H N.C. A&T	44 58	
									230	H Howard	72 63	
									269	H Norfolk St.	50 57	
									271	H Winthrop	50 58	
									292	A Col. of Charleston	51 75	
									297	A Morgan St.	51 62	
									297	H Morgan St.	61 63	
									319	H Charleston So.	67 58	
									327	A Coppin St.	75 59	
									327	H Coppin St.	60 55	
									333	A Presbyterian	57 48	
									339	A Western Caro.	54 39	
									343	H USC Upstate	71 66	
									345	A Savannah St.	71 60	
									346	A Delaware St.	63 60	
LAST 12 Division I GAMES:												
201	H UNLV	58 49	269	H Norfolk St.	50 57							
327	H Coppin St.	60 55	230	H Howard	72 63							
297	H Morgan St.	61 63	327	A Coppin St.	75 59							
346	A Delaware St.	63 60	297	A Morgan St.	51 62							
176	A UMES	43 63	220	H N.C. A&T	44 58							
345	A Savannah St.	71 60	339	A Western Caro.	54 39							

Non-Div I Games: Voorhees 88 61 UNKNOWN 67 51

South Carolina St.

Loss, Non-Conf, S Site, H Home A Away N Neutral

Average RPI Win:	188	WON-LOST	WINNING	LAST 10	STRENGTH OF	OPP. STRENGTH	TEAM	ADJ.	CONF.	ADJ CONF.
Average RPI Loss:	79	RECORD	PCT. RANK	GAMES	SCHEDULE	OF SCHEDULE	RPI	RPI	RPI	RPI
DIV. I ONLY	20- 3	12	1- 0	179	122	39	39	19	19	
DIV. I NON-CONF.	10- 2	37	0- 0	46	21	14	14	19	19	
TOTALS	RPI 1-25	RPI 26-50	W-L RECORDS	RPI 51-100	RPI 101-150	RPI 150+				
20- 3	2- 1	1- 1	OVERALL	2- 0	2- 0	13- 1				
8- 0	1- 0	1- 0	HOME	1- 0	0- 0	5- 0				
9- 2	1- 1	0- 0	AWAY	1- 0	1- 0	6- 1				
3- 1	0- 0	0- 1	NEUTRAL	0- 0	1- 0	2- 0				
10- 2	2- 1	0- 1	NON-CONFERENCE	2- 0	2- 0	4- 0				
3- 0	1- 0	0- 0	HOME	1- 0	0- 0	1- 0				
4- 1	1- 1	0- 0	AWAY	1- 0	1- 0	1- 0				
3- 1	0- 0	0- 1	NEUTRAL	0- 0	1- 0	2- 0				
10- 1	0- 0	1- 0	CONFERENCE	0- 0	0- 0	9- 1				
5- 0	0- 0	1- 0	HOME	0- 0	0- 0	4- 0				
5- 1	0- 0	0- 0	AWAY	0- 0	0- 0	5- 1				
0- 0	0- 0	0- 0	NEUTRAL	0- 0	0- 0	0- 0				

RPI 1-25				RPI 26-50				Team's RPI: 39				RPI 51-100				RPI 101+			
RPI	S	Opponent	Score	RPI	S	Opponent	Score	RPI	S	Opponent	Score	RPI	S	Opponent	Score	RPI	S	Opponent	Score
11	H	Iowa St.	64 59	28	H	South Dakota St.	105 98	62	A	Missouri St.	85 74	104	N	Loyola Marymount	67 40				
20	A	Drake	64 76	44	N	Indiana	60 68	63	H	Green Bay	55 49	115	A	Creighton	77 65				
23	A	Missouri	74 61									170	A	Montana	64 41				
												172	A	Oral Roberts	76 72				
												172	H	Oral Roberts	75 64				
												173	A	Denver	99 104				
												219	H	Western Ill.	92 49				
												224	N	Grambling	67 53				
												228	A	North Dakota	80 50				
												244	N	Wichita St.	73 64				
												313	A	Omaha	80 49				
												313	H	Omaha	78 33				
												317	H	Incarnate Word	96 43				
												323	A	North Dakota St.	67 41				
												332	A	Purdue Fort Wayne	71 49				
												332	H	Purdue Fort Wayne	69 51				
LAST 12 Division I GAMES:																			
172	H	Oral Roberts	75 64	172	A	Oral Roberts	76 72												
313	H	Omaha	78 33	332	H	Purdue Fort Wayne	69 51												
332	A	Purdue Fort Wayne	71 49	28	H	South Dakota St.	105 98												
219	H	Western Ill.	92 49	173	A	Denver	99 104												
228	A	North Dakota	80 50	323	A	North Dakota St.	67 41												
313	A	Omaha	80 49	44	N	Indiana	60 68												

Non-Div I Games: St. Mary (NE) 112 52 Bellevue 79 40

South Dakota

Loss, Non-Conf, S Site, H Home A Away N Neutral

Average RPI Win:	184	WON-LOST	WINNING	LAST 10	STRENGTH OF	OPP. STRENGTH	TEAM	ADJ.	CONF.	ADJ CONF.
Average RPI Loss:	83	RECORD	PCT. RANK	GAMES	SCHEDULE	OF SCHEDULE	RPI	RPI	RPI	RPI
DIV. I ONLY	12- 12	163	0- 1	103	67	148	148	9	9	
DIV. I NON-CONF.	9- 5	104	0- 0	205	30	142	142	9	9	
TOTALS	RPI 1-25	RPI 26-50	W-L RECORDS	RPI 51-100	RPI 101-150	RPI 150+				
12- 12	0- 4	1- 1	OVERALL	1- 3	2- 2	8- 2				
8- 4	0- 1	0- 0	HOME	0- 1	1- 1	7- 1				
3- 4	0- 2	0- 0	AWAY	1- 1	1- 0	1- 1				
1- 4	0- 1	1- 1	NEUTRAL	0- 1	0- 1	0- 0				
9- 5	0- 1	1- 1	NON-CONFERENCE	1- 2	0- 1	7- 0				
7- 0	0- 0	0- 0	HOME	0- 0	0- 0	7- 0				
1- 1	0- 0	0- 0	AWAY	1- 1	0- 0	0- 0				
1- 4	0- 1	1- 1	NEUTRAL	0- 1	0- 1	0- 0				
3- 7	0- 3	0- 0	CONFERENCE	0- 1	2- 1	1- 2				
1- 4	0- 1	0- 0	HOME	0- 1	1- 1	0- 1				
2- 3	0- 2	0- 0	AWAY	0- 0	1- 0	1- 1				
0- 0	0- 0	0- 0	NEUTRAL	0- 0	0- 0	0- 0				

RPI 1-25				RPI 26-50				RPI 51-100				RPI 101+ Team's RPI: 148			
RPI	S	Opponent	Score	RPI	S	Opponent	Score	RPI	S	Opponent	Score	RPI	S	Opponent	Score
6	A	UConn	46 63	29	N	North Carolina	69 71	60	A	LSU	49 78	103	H	Houston	52 54
15	A	UCF	63 66	40	N	UCLA	60 56	78	H	Cincinnati	56 57	115	N	Creighton	76 83
15	H	UCF	49 62					91	A	Ohio St.	71 47	129	A	Tulane	50 45
22	N	Kentucky	63 85					100	N	Virginia	67 74	129	H	Tulane	73 46
												158	H	Oklahoma	87 70
												168	A	Temple	63 53
												208	H	George Washington	63 30
												222	A	SMU	44 46
												224	H	Grambling	67 50
												231	H	Memphis	40 47
												234	H	Albany (NY)	74 37
												239	H	Bethune-Cookman	88 39
												267	H	Vermont	102 55
												320	H	New Hampshire	79 36
LAST 12 Division I GAMES:															
103	H	Houston	52 54	129	H	Tulane	73 46	6	A	UConn	46 63	15	H	UCF	49 62
129	A	Tulane	50 45	15	A	UCF	63 66	168	A	Temple	63 53	60	A	LSU	49 78
78	H	Cincinnati	56 57	222	A	SMU	44 46	100	N	Virginia	67 74				
231	H	Memphis	40 47												

Non-Div I Games:

South Fla.

■ Loss,
 ■ Non-Conf,
 ■ S Site,
 ■ Home
 ■ A Away
 N Neutral

Average RPI Win:	262	WON-LOST	WINNING	LAST 10	STRENGTH OF	OPP. STRENGTH	TEAM	ADJ.	CONF.	ADJ CONF.
Average RPI Loss:	163	RECORD	PCT. RANK	GAMES	SCHEDULE	OF SCHEDULE	RPI	RPI	RPI	RPI
DIV. I ONLY	9- 13	226	0- 1	203	290	221	221	22	22	
DIV. I NON-CONF.	3- 6	241	0- 0	181	269	213	213	21	21	
TOTALS	RPI 1-25	RPI 26-50	W-L RECORDS	RPI 51-100	RPI 101-150	RPI 150+				
9- 13	0- 1	0- 0	OVERALL	0- 1	1- 4	8- 7				
5- 4	0- 0	0- 0	HOME	0- 0	1- 1	4- 3				
4- 8	0- 1	0- 0	AWAY	0- 1	0- 2	4- 4				
0- 1	0- 0	0- 0	NEUTRAL	0- 0	0- 1	0- 0				
3- 6	0- 1	0- 0	NON-CONFERENCE	0- 0	0- 1	3- 4				
1- 1	0- 0	0- 0	HOME	0- 0	0- 0	1- 1				
2- 4	0- 1	0- 0	AWAY	0- 0	0- 0	2- 3				
0- 1	0- 0	0- 0	NEUTRAL	0- 0	0- 1	0- 0				
6- 7	0- 0	0- 0	CONFERENCE	0- 1	1- 3	5- 3				
4- 3	0- 0	0- 0	HOME	0- 0	1- 1	3- 2				
2- 4	0- 0	0- 0	AWAY	0- 1	0- 2	2- 1				
0- 0	0- 0	0- 0	NEUTRAL	0- 0	0- 0	0- 0				

RPI 1-25				RPI 26-50				RPI 51-100				RPI 101+ Team's RPI: 221			
RPI	S	Opponent	Score	RPI	S	Opponent	Score	RPI	S	Opponent	Score	RPI	S	Opponent	Score
9	A	Mississippi St.	53 88					69	A	Belmont	57 91	128	H	Tennessee Tech	62 53
												132	A	UT Martin	50 61
												132	H	UT Martin	73 80
												135	A	Morehead St.	54 82
												139	N	North Ala.	67 80
												157	A	Bradley	79 85
												165	A	Southern Ill.	40 60
												171	H	Indiana St.	51 62
												202	H	Jacksonville St.	39 56
												219	H	Western Ill.	81 71
												231	A	Memphis	57 69
												250	A	SIUE	62 52
												250	H	SIUE	63 58
												261	H	Austin Peay	64 54
												276	H	Eastern Ill.	72 57
												283	H	Murray St.	59 64
												290	A	Tennessee St.	59 62
												314	A	NJIT	68 58
												330	A	Eastern Ky.	52 42
												334	A	Evansville	54 50
LAST 12 Division I GAMES:															
132	A	UT Martin	50 61	250	H	SIUE	63 58								
202	H	Jacksonville St.	39 56	330	A	Eastern Ky.	52 42								
128	H	Tennessee Tech	62 53	135	A	Morehead St.	54 82								
290	A	Tennessee St.	59 62	283	H	Murray St.	59 64								
69	A	Belmont	57 91	261	H	Austin Peay	64 54								
276	H	Eastern Ill.	72 57	132	H	UT Martin	73 80								

Non-Div I Games: Ill.-Springfield 82 46 Harris-Stowe 80 65

Southeast Mo. St.

Loss, Non-Conf, S Site, H Home A Away N Neutral

Average RPI Win:	275	WON-LOST	WINNING	LAST 10	STRENGTH OF	OPP. STRENGTH	TEAM	ADJ.	CONF.	ADJ CONF.
Average RPI Loss:	198	RECORD	PCT. RANK	GAMES	SCHEDULE	OF SCHEDULE	RPI	RPI	RPI	RPI
DIV. I ONLY	8- 13	241	0- 1	319	297	286	286	25	25	
DIV. I NON-CONF.	4- 5	190	0- 0	302	306	222	222	23	23	
TOTALS	RPI 1-25	RPI 26-50	W-L RECORDS	RPI 51-100	RPI 101-150	RPI 150+				
8- 13	0- 0	0- 0	OVERALL	0- 3	0- 2	8- 8				
5- 3	0- 0	0- 0	HOME	0- 1	0- 0	5- 2				
3- 10	0- 0	0- 0	AWAY	0- 2	0- 2	3- 6				
0- 0	0- 0	0- 0	NEUTRAL	0- 0	0- 0	0- 0				
4- 5	0- 0	0- 0	NON-CONFERENCE	0- 1	0- 2	4- 2				
1- 1	0- 0	0- 0	HOME	0- 0	0- 0	1- 1				
3- 4	0- 0	0- 0	AWAY	0- 1	0- 2	3- 1				
0- 0	0- 0	0- 0	NEUTRAL	0- 0	0- 0	0- 0				
4- 8	0- 0	0- 0	CONFERENCE	0- 2	0- 0	4- 6				
4- 2	0- 0	0- 0	HOME	0- 1	0- 0	4- 1				
0- 6	0- 0	0- 0	AWAY	0- 1	0- 0	0- 5				
0- 0	0- 0	0- 0	NEUTRAL	0- 0	0- 0	0- 0				

RPI S	Opponent	Score	RPI S	Opponent	Score	RPI S	Opponent	Score	RPI S	Opponent	Score	Team's RPI: 286
60	A LSU	52 72				133	A Alabama	40 88				
61	H SFA	51 62				150	A Louisiana Tech	53 72				
67	A Lamar University	54 94				156	H Abilene Christian	74 71				
						181	H Nicholls St.	66 73				
						182	A Sam Houston St.	63 94				
						190	H Southern Miss.	52 59				
						222	A SMU	63 62				
						264	H A&M-Corpus Christi	56 45				
						280	A Central Ark.	33 75				
						280	H Central Ark.	62 53				
						288	A Jackson St.	50 45				
						298	H La.-Monroe	49 42				
						302	A Alabama A&M	48 51				
						317	A Incarnate Word	69 76				
						326	A McNeese	56 62				
						329	A Northwestern St.	47 58				
						338	H Houston Baptist	73 65				
						350	A Alcorn	77 59				
LAST 12 Division I GAMES:												
317	A Incarnate Word	69 76	338	H Houston Baptist	73 65							
280	A Central Ark.	33 75	326	A McNeese	56 62							
264	H A&M-Corpus Christi	56 45	67	A Lamar University	54 94							
181	H Nicholls St.	66 73	156	H Abilene Christian	74 71							
182	A Sam Houston St.	63 94	280	H Central Ark.	62 53							
329	A Northwestern St.	47 58	61	H SFA	51 62							

Non-Div I Games: Mobile 70 57 Xavier (LA) 47 59

Southeastern La.

Loss, Non-Conf, S Site, H Home A Away N Neutral

Average RPI Win:	163	WON-LOST	WINNING	LAST 10	STRENGTH OF	OPP. STRENGTH	TEAM	ADJ.	CONF.	ADJ CONF.
Average RPI Loss:	41	RECORD	PCT. RANK	GAMES	SCHEDULE	OF SCHEDULE	RPI	RPI	RPI	RPI
DIV. I ONLY	14- 9	113	0- 1	56	30	55	55	2	2	
DIV. I NON-CONF.	10- 1	17	0- 0	192	143	33	33	2	2	
TOTALS	RPI 1-25	RPI 26-50	W-L RECORDS	RPI 51-100	RPI 101-150	RPI 150+				
14- 9	0- 4	1- 3	OVERALL	2- 1	3- 1	8- 0				
7- 3	0- 1	0- 2	HOME	0- 0	3- 0	4- 0				
6- 6	0- 3	1- 1	AWAY	2- 1	0- 1	3- 0				
1- 0	0- 0	0- 0	NEUTRAL	0- 0	0- 0	1- 0				
10- 1	0- 1	0- 0	NON-CONFERENCE	1- 0	1- 0	8- 0				
5- 0	0- 0	0- 0	HOME	0- 0	1- 0	4- 0				
4- 1	0- 1	0- 0	AWAY	1- 0	0- 0	3- 0				
1- 0	0- 0	0- 0	NEUTRAL	0- 0	0- 0	1- 0				
4- 8	0- 3	1- 3	CONFERENCE	1- 1	2- 1	0- 0				
2- 3	0- 1	0- 2	HOME	0- 0	2- 0	0- 0				
2- 5	0- 2	1- 1	AWAY	1- 1	0- 1	0- 0				
0- 0	0- 0	0- 0	NEUTRAL	0- 0	0- 0	0- 0				

RPI	S	Opponent	Score	RPI	S	Opponent	Score	RPI	S	Opponent	Score	RPI	S	Opponent	Score
4	H	Oregon	53 93	30	H	Oregon St.	52 76	52	A	Utah	84 80	110	H	Fresno St.	62 61
5	A	Stanford	64 72	34	A	California	59 66	79	A	Arizona	68 71	124	H	Washington St.	81 73
16	A	Arizona St.	59 68	40	A	UCLA	72 67	96	A	UT Arlington	73 61	140	A	Colorado	76 81
19	A	Texas A&M	51 71	40	H	UCLA	65 72					143	H	Washington	82 57
												161	H	CSUN	58 42
												163	H	UC Riverside	73 55
												185	H	Santa Clara	77 46
												201	A	UNLV	86 72
												213	N	Utah St.	55 46
												238	A	Nevada	72 51
												263	A	Long Beach St.	86 50
												296	H	UC Santa Barbara	82 39
LAST 12 Division I GAMES:															
140	A	Colorado	76 81	40	A	UCLA	72 67								
52	A	Utah	84 80	30	H	Oregon St.	52 76								
124	H	Washington St.	81 73	4	H	Oregon	53 93								
143	H	Washington	82 57	34	A	California	59 66								
16	A	Arizona St.	59 68	5	A	Stanford	64 72								
79	A	Arizona	68 71	40	H	UCLA	65 72								

Non-Div I Games:

Southern California

■ Loss,
 ■ Non-Conf,
 ■ S Site,
 ■ Home
 ■ Away
 N Neutral

Average RPI Win: 220	WON-LOST	WINNING	LAST 10	STRENGTH OF	OPP. STRENGTH	TEAM	ADJ.	CONF.	ADJ CONF.
Average RPI Loss: 110	RECORD	PCT. RANK	GAMES	SCHEDULE	OF SCHEDULE	RPI	RPI	RPI	RPI
DIV. I ONLY	10- 11	184	0- 1	102	178	165	165	13	13
DIV. I NON-CONF.	7- 4	108	0- 0	102	211	80	80	14	14
TOTALS	RPI 1-25	RPI 26-50	W-L RECORDS	RPI 51-100	RPI 101-150	RPI 150+			
10- 11	0- 2	0- 0	OVERALL	1- 3	2- 2	7- 4			
8- 2	0- 0	0- 0	HOME	1- 1	1- 0	6- 1			
1- 8	0- 1	0- 0	AWAY	0- 2	0- 2	1- 3			
1- 1	0- 1	0- 0	NEUTRAL	0- 0	1- 0	0- 0			
7- 4	0- 1	0- 0	NON-CONFERENCE	1- 0	2- 2	4- 1			
5- 0	0- 0	0- 0	HOME	1- 0	1- 0	3- 0			
1- 3	0- 0	0- 0	AWAY	0- 0	0- 2	1- 1			
1- 1	0- 1	0- 0	NEUTRAL	0- 0	1- 0	0- 0			
3- 7	0- 1	0- 0	CONFERENCE	0- 3	0- 0	3- 3			
3- 2	0- 0	0- 0	HOME	0- 1	0- 0	3- 1			
0- 5	0- 1	0- 0	AWAY	0- 2	0- 0	0- 2			
0- 0	0- 0	0- 0	NEUTRAL	0- 0	0- 0	0- 0			

RPI 1-25				RPI 26-50				RPI 51-100				RPI 101+ Team's RPI: 165			
RPI	S	Opponent	Score	RPI	S	Opponent	Score	RPI	S	Opponent	Score	RPI	S	Opponent	Score
16	N	Arizona St.	38 82					62	A	Missouri St.	51 66	107	N	Hartford	72 50
20	A	Drake	66 94					62	H	Missouri St.	58 70	123	H	IUPUI	78 73
								83	A	UNI	53 65	127	A	Western Ky.	76 83
								98	H	Northern Ill.	82 73	132	A	UT Martin	94 95
												157	A	Bradley	53 58
												171	H	Indiana St.	58 61
												188	A	Saint Louis	58 62
												189	A	Illinois St.	52 60
												217	H	Marshall	58 49
												221	H	Southeast Mo. St.	60 40
												249	H	Loyola Chicago	74 63
												276	H	Eastern Ill.	73 59
												283	A	Murray St.	65 59
												294	H	Valparaiso	87 65
												334	H	Evansville	67 47
LAST 12 Division I GAMES:															
62	H	Missouri St.	58 70	189	A	Illinois St.	52 60								
20	A	Drake	66 94	62	A	Missouri St.	51 66								
83	A	UNI	53 65	171	H	Indiana St.	58 61								
249	H	Loyola Chicago	74 63	334	H	Evansville	67 47								
294	H	Valparaiso	87 65	123	H	IUPUI	78 73								
157	A	Bradley	53 58	283	A	Murray St.	65 59								

Non-Div I Games:

Southern Ill.

Average RPI Win:	265	WON-LOST	WINNING	LAST 10	STRENGTH OF	OPP. STRENGTH	TEAM	ADJ.	CONF.	ADJ CONF.
Average RPI Loss:	103	RECORD	PCT. RANK	GAMES	SCHEDULE	OF SCHEDULE	RPI	RPI	RPI	RPI
DIV. I ONLY	12- 11	158	1- 0	185	228	190	190	14	14	
DIV. I NON-CONF.	6- 5	143	0- 0	269	325	245	245	17	17	
TOTALS	RPI 1-25	RPI 26-50	W-L RECORDS	RPI 51-100	RPI 101-150	RPI 150+				
12- 11	0- 1	0- 1	OVERALL	0- 2	1- 5	11- 2				
8- 6	0- 1	0- 1	HOME	0- 1	0- 1	8- 2				
4- 5	0- 0	0- 0	AWAY	0- 1	1- 4	3- 0				
0- 0	0- 0	0- 0	NEUTRAL	0- 0	0- 0	0- 0				
6- 5	0- 1	0- 0	NON-CONFERENCE	0- 0	0- 3	6- 1				
5- 3	0- 1	0- 0	HOME	0- 0	0- 1	5- 1				
1- 2	0- 0	0- 0	AWAY	0- 0	0- 2	1- 0				
0- 0	0- 0	0- 0	NEUTRAL	0- 0	0- 0	0- 0				
6- 6	0- 0	0- 1	CONFERENCE	0- 2	1- 2	5- 1				
3- 3	0- 0	0- 1	HOME	0- 1	0- 0	3- 1				
3- 3	0- 0	0- 0	AWAY	0- 1	1- 2	2- 0				
0- 0	0- 0	0- 0	NEUTRAL	0- 0	0- 0	0- 0				

RPI 1-25				RPI 26-50				RPI 51-100				RPI 101+ Team's RPI: 190			
RPI	S	Opponent	Score	RPI	S	Opponent	Score	RPI	S	Opponent	Score	RPI	S	Opponent	Score
9	H	Mississippi St.	42 86	36	H	Rice	47 58	51	A	Middle Tenn.	49 66	103	H	Houston	44 61
								70	H	Old Dominion	50 53	112	A	South Alabama	68 77
												119	A	UAB	60 71
												127	A	Western Ky.	69 56
												129	A	Tulane	54 71
												150	A	Louisiana Tech	85 106
												151	H	Charlotte	65 54
												174	H	North Texas	48 62
												182	H	Sam Houston St.	61 65
												217	A	Marshall	64 52
												224	H	Grambling	68 47
												272	H	Samford	76 40
												286	A	Southeastern La.	59 52
												295	H	Fla. Atlantic	67 45
												300	A	UTSA	70 45
												310	H	Mississippi Val.	67 60
												318	H	FIU	71 57
												329	H	Northwestern St.	69 54
												350	H	Alcorn	66 47
LAST 12 Division I GAMES:															
300	A	UTSA	70 45	70	H	Old Dominion	50 53								
150	A	Louisiana Tech	85 106	151	H	Charlotte	65 54								
295	H	Fla. Atlantic	67 45	119	A	UAB	60 71								
318	H	FIU	71 57	51	A	Middle Tenn.	49 66								
217	A	Marshall	64 52	174	H	North Texas	48 62								
127	A	Western Ky.	69 56	36	H	Rice	47 58								

Non-Div I Games: Blue Mountain (MS) 84 38 William Carey 74 48

Southern Miss.

Loss, Non-Conf, S Site, H Home A Away N Neutral

Average RPI Win:	282	WON-LOST	WINNING	LAST 10	STRENGTH OF	OPP. STRENGTH	TEAM	ADJ.	CONF.	ADJ CONF.
Average RPI Loss:	113	RECORD	PCT. RANK	GAMES	SCHEDULE	OF SCHEDULE	RPI	RPI	RPI	RPI
DIV. I ONLY	8- 10	207	0- 0	176	243	186	186	29	29	
DIV. I NON-CONF.	0- 7	336	0- 0	2	5	172	172	28	28	
TOTALS	RPI 1-25	RPI 26-50	W-L RECORDS	RPI 51-100	RPI 101-150	RPI 150+				
8- 10	0- 3	0- 2	OVERALL	0- 0	0- 2	8- 3				
4- 3	0- 0	0- 0	HOME	0- 0	0- 1	4- 2				
4- 7	0- 3	0- 2	AWAY	0- 0	0- 1	4- 1				
0- 0	0- 0	0- 0	NEUTRAL	0- 0	0- 0	0- 0				
0- 7	0- 3	0- 2	NON-CONFERENCE	0- 0	0- 2	0- 0				
0- 1	0- 0	0- 0	HOME	0- 0	0- 1	0- 0				
0- 6	0- 3	0- 2	AWAY	0- 0	0- 1	0- 0				
0- 0	0- 0	0- 0	NEUTRAL	0- 0	0- 0	0- 0				
8- 3	0- 0	0- 0	CONFERENCE	0- 0	0- 0	8- 3				
4- 2	0- 0	0- 0	HOME	0- 0	0- 0	4- 2				
4- 1	0- 0	0- 0	AWAY	0- 0	0- 0	4- 1				
0- 0	0- 0	0- 0	NEUTRAL	0- 0	0- 0	0- 0				

RPI 1-25				RPI 26-50				RPI 51-100				RPI 101+ Team's RPI: 186			
RPI	S	Opponent	Score	RPI	S	Opponent	Score	RPI	S	Opponent	Score	RPI	S	Opponent	Score
2	A	Baylor	49 94	37	A	TCU	40 69					112	H	South Alabama	49 53
16	A	Arizona St.	47 69	49	A	Michigan	35 76					149	A	Texas Tech	58 76
22	A	Kentucky	41 91									200	H	Prairie View	54 55
												211	H	Texas Southern	63 61
												224	A	Grambling	86 81
												224	H	Grambling	71 65
												251	A	Alabama St.	61 78
												288	A	Jackson St.	76 74
												288	H	Jackson St.	52 59
												302	A	Alabama A&M	54 50
												310	H	Mississippi Val.	74 67
												347	H	Ark.-Pine Bluff	73 41
												350	A	Alcorn	75 54
LAST 12 Division I GAMES:															
				288	H	Jackson St.	52 59			347	H	Ark.-Pine Bluff	73 41		
				224	H	Grambling	71 65			288	A	Jackson St.	76 74		
				350	A	Alcorn	75 54			224	A	Grambling	86 81		
				251	A	Alabama St.	61 78			211	H	Texas Southern	63 61		
				302	A	Alabama A&M	54 50			200	H	Prairie View	54 55		
				310	H	Mississippi Val.	74 67			49	A	Michigan	35 76		

Non-Div I Games: Dillard 61 63 Wiley 89 58 Louisiana Col. 77 53 Millsaps 71 36 Southern U.

Southern Utah

Through Games Of Feb. 14, 2019

Average RPI Win:	217	WON-LOST	WINNING	LAST 10	STRENGTH OF	OPP. STRENGTH	TEAM	ADJ.	CONF.	ADJ CONF.
Average RPI Loss:	156	RECORD	PCT. RANK	GAMES	SCHEDULE	OF SCHEDULE	RPI	RPI	RPI	RPI
DIV. I ONLY	6- 17	297	0- 1	161	218	282	282	16	16	
DIV. I NON-CONF.	3- 6	241	0- 1	38	283	190	190	12	12	
TOTALS	RPI 1-25	RPI 26-50	W-L RECORDS	RPI 51-100	RPI 101-150	RPI 150+				
6- 17	0- 0	1- 0	OVERALL	0- 5	0- 3	5- 9				
5- 6	0- 0	1- 0	HOME	0- 2	0- 1	4- 3				
1- 11	0- 0	0- 0	AWAY	0- 3	0- 2	1- 6				
0- 0	0- 0	0- 0	NEUTRAL	0- 0	0- 0	0- 0				
3- 6	0- 0	1- 0	NON-CONFERENCE	0- 2	0- 0	2- 4				
3- 1	0- 0	1- 0	HOME	0- 0	0- 0	2- 1				
0- 5	0- 0	0- 0	AWAY	0- 2	0- 0	0- 3				
0- 0	0- 0	0- 0	NEUTRAL	0- 0	0- 0	0- 0				
3- 11	0- 0	0- 0	CONFERENCE	0- 3	0- 3	3- 5				
2- 5	0- 0	0- 0	HOME	0- 2	0- 1	2- 2				
1- 6	0- 0	0- 0	AWAY	0- 1	0- 2	1- 3				
0- 0	0- 0	0- 0	NEUTRAL	0- 0	0- 0	0- 0				

RPI S	Opponent	Score	RPI S	Opponent	Score	RPI S	Opponent	Score	RPI S	Opponent	Score	Team's RPI: 282
38	H BYU	67 64	56	A Boise St.	53 88	122	H Northern Colo.	44 71				
			82	A UC Davis	45 68	134	A Portland St.	49 63				
			86	H Idaho	70 82	145	A Montana St.	64 69				
			93	A Idaho St.	47 80	160	A UC Irvine	58 75				
			93	H Idaho St.	57 69	163	A UC Riverside	50 56				
						170	A Montana	57 79				
						172	A Oral Roberts	59 64				
						173	H Denver	70 71				
						180	H Eastern Wash.	73 63				
						225	A Sacramento St.	76 77				
						225	H Sacramento St.	69 75				
						236	A Northern Ariz.	82 76				
						236	H Northern Ariz.	69 78				
						241	H San Diego	69 59				
						285	H Utah Valley	60 59				
						322	A Weber St.	66 67				
						322	H Weber St.	84 79				
LAST 12 Division I GAMES:												
163	A UC Riverside	50 56	236	H Northern Ariz.	69 78							
225	H Sacramento St.	69 75	122	H Northern Colo.	44 71							
93	A Idaho St.	47 80	225	A Sacramento St.	76 77							
322	A Weber St.	66 67	134	A Portland St.	49 63							
86	H Idaho	70 82	236	A Northern Ariz.	82 76							
180	H Eastern Wash.	73 63	322	H Weber St.	84 79							

Non-Div I Games:

Southern Utah

■ Loss,
 ■ Non-Conf,
 ■ S Site,
 ■ H Home
 ■ A Away
 N Neutral

St. Bonaventure

Through Games Of Feb. 14, 2019

Average RPI Win:	238	WON-LOST	WINNING	LAST 10	STRENGTH OF	OPP. STRENGTH	TEAM	ADJ.	CONF.	ADJ CONF.
Average RPI Loss:	147	RECORD	PCT. RANK	GAMES	SCHEDULE	OF SCHEDULE	RPI	RPI	RPI	RPI
DIV. I ONLY	7- 17	280	0- 1	134	204	233	233	17	17	
DIV. I NON-CONF.	3- 10	278	0- 0	117	180	248	248	16	16	
TOTALS	RPI 1-25	RPI 26-50	W-L RECORDS	RPI 51-100	RPI 101-150	RPI 150+				
7- 17	0- 0	0- 3	OVERALL	0- 1	0- 5	7- 8				
3- 7	0- 0	0- 1	HOME	0- 1	0- 2	3- 3				
4- 9	0- 0	0- 1	AWAY	0- 0	0- 3	4- 5				
0- 1	0- 0	0- 1	NEUTRAL	0- 0	0- 0	0- 0				
3- 10	0- 0	0- 3	NON-CONFERENCE	0- 1	0- 3	3- 3				
2- 3	0- 0	0- 1	HOME	0- 1	0- 0	2- 1				
1- 6	0- 0	0- 1	AWAY	0- 0	0- 3	1- 2				
0- 1	0- 0	0- 1	NEUTRAL	0- 0	0- 0	0- 0				
4- 7	0- 0	0- 0	CONFERENCE	0- 0	0- 2	4- 5				
1- 4	0- 0	0- 0	HOME	0- 0	0- 2	1- 2				
3- 3	0- 0	0- 0	AWAY	0- 0	0- 0	3- 3				
0- 0	0- 0	0- 0	NEUTRAL	0- 0	0- 0	0- 0				

RPI 1-25				RPI 26-50				RPI 51-100				RPI 101+				Team's RPI: 233	
RPI	S	Opponent	Score	RPI	S	Opponent	Score	RPI	S	Opponent	Score	RPI	S	Opponent	Score		
				31	A	Buffalo	43 90	81	H	Kent St.	64 76	101	H	VCU	50 59		
				33	N	Ohio	53 70					108	A	Georgia	40 67		
				41	H	Bucknell	46 77					113	H	Dayton	49 62		
												138	A	Penn St.	65 80		
												141	A	Akron	58 67		
												154	A	Davidson	55 67		
												166	H	Duquesne	54 60		
												173	A	Denver	62 76		
												188	H	Saint Louis	45 62		
												204	A	Massachusetts	64 63		
												215	A	George Mason	68 57		
												215	H	George Mason	64 55		
												227	A	Rhode Island	84 68		
												235	A	Niagara	76 48		
												245	A	Saint Joseph's	41 66		
												252	H	Hofstra	59 67		
												256	A	Richmond	49 57		
												275	A	Cornell	44 58		
												278	H	Canisius	100 94		
												289	H	Siena	74 58		
LAST 12 Division I GAMES:																	
				256	A	Richmond	49 57	188	H	Saint Louis	45 62						
				154	A	Davidson	55 67	113	H	Dayton	49 62						
				101	H	VCU	50 59	245	A	Saint Joseph's	41 66						
				215	H	George Mason	64 55	215	A	George Mason	68 57						
				227	A	Rhode Island	84 68	166	H	Duquesne	54 60						
				204	A	Massachusetts	64 63	275	A	Cornell	44 58						

Non-Div I Games:

St. Bonaventure

■ Loss,
 ■ Non-Conf,
 ■ S Site,
 ■ H Home
 ■ A Away
 N Neutral

Average RPI Win:	293	WON-LOST	WINNING	LAST 10	STRENGTH OF	OPP. STRENGTH	TEAM	ADJ.	CONF.	ADJ CONF.
Average RPI Loss:	221	RECORD	PCT. RANK	GAMES	SCHEDULE	OF SCHEDULE	RPI	RPI	RPI	RPI
DIV. I ONLY	12- 10	144	0- 1	344	346	262	262	31	31	
DIV. I NON-CONF.	5- 6	177	0- 0	320	323	278	278	31	31	
TOTALS	RPI 1-25	RPI 26-50	W-L RECORDS	RPI 51-100	RPI 101-150	RPI 150+				
12- 10	0- 0	0- 0	OVERALL	0- 1	1- 1	11- 8				
5- 4	0- 0	0- 0	HOME	0- 1	0- 0	5- 3				
6- 5	0- 0	0- 0	AWAY	0- 0	1- 1	5- 4				
1- 1	0- 0	0- 0	NEUTRAL	0- 0	0- 0	1- 1				
5- 6	0- 0	0- 0	NON-CONFERENCE	0- 1	1- 1	4- 4				
2- 2	0- 0	0- 0	HOME	0- 1	0- 0	2- 1				
2- 3	0- 0	0- 0	AWAY	0- 0	1- 1	1- 2				
1- 1	0- 0	0- 0	NEUTRAL	0- 0	0- 0	1- 1				
7- 4	0- 0	0- 0	CONFERENCE	0- 0	0- 0	7- 4				
3- 2	0- 0	0- 0	HOME	0- 0	0- 0	3- 2				
4- 2	0- 0	0- 0	AWAY	0- 0	0- 0	4- 2				
0- 0	0- 0	0- 0	NEUTRAL	0- 0	0- 0	0- 0				

RPI 1-25			RPI 26-50			RPI 51-100			RPI 101+			Team's RPI: 262
RPI	S	Opponent	Score	RPI	S	Opponent	Score	RPI	S	Opponent	Score	
						97 H Princeton	64 83			118 A Seton Hall	77 100	
										135 A Morehead St.	101 94	
										162 A Stony Brook	67 74	
										216 H Robert Morris	56 75	
										218 H Saint Francis (PA)	78 65	
										226 A Sacred Heart	56 53	
										226 H Sacred Heart	66 68	
										234 H Albany (NY)	60 67	
										265 A Mt. St. Mary's	75 78	
										291 A Army West Point	57 69	
										294 N Valparaiso	76 78	
										301 H Manhattan	73 65	
										303 A Loyola Maryland	75 70	
										307 A Bryant	60 55	
										309 A Wagner	85 87	
										309 H Wagner	76 61	
										328 H Saint Peter's	74 70	
										344 A Fairleigh Dickinson	64 53	
										344 H Fairleigh Dickinson	73 61	
										348 N Chicago St.	110 73	
										351 A LIU Brooklyn	79 67	
LAST 12 Division I GAMES:												
						309 A Wagner	85 87			226 H Sacred Heart	66 68	
						344 H Fairleigh Dickinson	73 61			218 H Saint Francis (PA)	78 65	
						226 A Sacred Heart	56 53			216 H Robert Morris	56 75	
						265 A Mt. St. Mary's	75 78			307 A Bryant	60 55	
						344 A Fairleigh Dickinson	64 53			309 H Wagner	76 61	
						351 A LIU Brooklyn	79 67			162 A Stony Brook	67 74	

Non-Div I Games: Mercy 102 51

St. Francis Brooklyn

■ Loss,
 ■ Non-Conf,
 ■ S Site,
 ■ H Home
 ■ A Away
 N Neutral

Average RPI Win:	188	WON-LOST	WINNING	LAST 10	STRENGTH OF	OPP. STRENGTH	TEAM	ADJ.	CONF.	ADJ CONF.
Average RPI Loss:	58	RECORD	PCT. RANK	GAMES	SCHEDULE	OF SCHEDULE	RPI	RPI	RPI	RPI
DIV. I ONLY	12- 12	163	1- 0	81	47	109	109	6	6	
DIV. I NON-CONF.	7- 4	108	0- 0	200	45	102	102	5	5	
TOTALS	RPI 1-25	RPI 26-50	W-L RECORDS	RPI 51-100	RPI 101-150	RPI 150+				
12- 12	0- 3	0- 5	OVERALL	3- 0	2- 4	7- 0				
4- 5	0- 1	0- 2	HOME	2- 0	0- 2	2- 0				
6- 6	0- 1	0- 3	AWAY	0- 0	2- 2	4- 0				
2- 1	0- 1	0- 0	NEUTRAL	1- 0	0- 0	1- 0				
7- 4	0- 2	0- 1	NON-CONFERENCE	2- 0	0- 1	5- 0				
2- 1	0- 1	0- 0	HOME	1- 0	0- 0	1- 0				
3- 2	0- 0	0- 1	AWAY	0- 0	0- 1	3- 0				
2- 1	0- 1	0- 0	NEUTRAL	1- 0	0- 0	1- 0				
5- 8	0- 1	0- 4	CONFERENCE	1- 0	2- 3	2- 0				
2- 4	0- 0	0- 2	HOME	1- 0	0- 2	1- 0				
3- 4	0- 1	0- 2	AWAY	0- 0	2- 1	1- 0				
0- 0	0- 0	0- 0	NEUTRAL	0- 0	0- 0	0- 0				

RPI 1-25				RPI 26-50				RPI 51-100				RPI 101+ Team's RPI: 109			
RPI	S	Opponent	Score	RPI	S	Opponent	Score	RPI	S	Opponent	Score	RPI	S	Opponent	Score
6	N	UConn	55 65	32	A	DePaul	64 73	66	N	Purdue	68 62	115	A	Creighton	51 45
7	A	Marquette	73 83	35	A	James Madison	51 64	75	H	Yale	56 52	115	H	Creighton	63 65
18	H	Florida St.	53 57	42	H	Villanova	57 73	90	H	Georgetown	59 51	116	A	Providence	60 57
				45	A	Butler	45 66					116	H	Providence	66 67
				45	H	Butler	68 73					117	A	Wake Forest	59 64
												118	A	Seton Hall	67 77
												169	A	Xavier	76 57
												169	H	Xavier	70 41
												198	N	Ole Miss	64 59
												287	A	La Salle	83 57
												291	A	Army West Point	60 49
												331	A	Iona	61 35
												346	H	Delaware St.	82 44
LAST 12 Division I GAMES:															
116	A	Providence	60 57	7	A	Marquette	73 83								
115	A	Creighton	51 45	32	A	DePaul	64 73								
169	H	Xavier	70 41	115	H	Creighton	63 65								
45	H	Butler	68 73	116	H	Providence	66 67								
42	H	Villanova	57 73	45	A	Butler	45 66								
90	H	Georgetown	59 51	169	A	Xavier	76 57								

Non-Div I Games:

St. John's (NY)

■ Loss,
■ Non-Conf,
■ S Site,
■ H Home
■ A Away
N Neutral

Stanford

Through Games Of Feb. 14, 2019

Average RPI Win:	91	WON-LOST	WINNING	LAST 10	STRENGTH OF	OPP. STRENGTH	TEAM	ADJ.	CONF.	ADJ CONF.
Average RPI Loss:	26	RECORD	PCT. RANK	GAMES	SCHEDULE	OF SCHEDULE	RPI	RPI	RPI	RPI
DIV. I ONLY	19- 4	20	0- 1	3	18	5	5	2	2	
DIV. I NON-CONF.	10- 1	17	0- 0	6	53	2	2	2	2	
TOTALS	RPI 1-25	RPI 26-50	W-L RECORDS	RPI 51-100	RPI 101-150	RPI 150+				
19- 4	2- 2	4- 1	OVERALL	7- 1	3- 0	3- 0				
11- 1	1- 1	3- 0	HOME	3- 0	2- 0	2- 0				
6- 3	1- 1	1- 1	AWAY	2- 1	1- 0	1- 0				
2- 0	0- 0	0- 0	NEUTRAL	2- 0	0- 0	0- 0				
10- 1	1- 1	1- 0	NON-CONFERENCE	5- 0	0- 0	3- 0				
5- 0	1- 0	0- 0	HOME	2- 0	0- 0	2- 0				
3- 1	0- 1	1- 0	AWAY	1- 0	0- 0	1- 0				
2- 0	0- 0	0- 0	NEUTRAL	2- 0	0- 0	0- 0				
9- 3	1- 1	3- 1	CONFERENCE	2- 1	3- 0	0- 0				
6- 1	0- 1	3- 0	HOME	1- 0	2- 0	0- 0				
3- 2	1- 0	0- 1	AWAY	1- 1	1- 0	0- 0				
0- 0	0- 0	0- 0	NEUTRAL	0- 0	0- 0	0- 0				

RPI 1-25				Team's RPI: 5				RPI 26-50				RPI 51-100				RPI 101+			
RPI	S	Opponent	Score					RPI	S	Opponent	Score	RPI	S	Opponent	Score	RPI	S	Opponent	Score
2	H	Baylor	68 63					30	H	Oregon St.	61 44	52	A	Utah	68 75	124	H	Washington St.	85 64
4	H	Oregon	48 88					31	A	Buffalo	62 55	53	A	Tennessee	95 85	140	A	Colorado	80 69
13	A	Gonzaga	73 79					34	A	California	80 81	55	H	Southern California	72 64	143	H	Washington	91 54
16	A	Arizona St.	72 65					34	H	California	75 50	72	N	FGCU	88 65	161	H	CSUN	69 43
								40	H	UCLA	86 80	79	A	Arizona	78 48	242	A	Hawaii	81 59
												82	H	UC Davis	71 43	247	H	San Francisco	96 62
												86	H	Idaho	115 71				
												99	N	American	71 49				
LAST 12 Division I GAMES:																			
4	H	Oregon	48 88					124	H	Washington St.	85 64								
30	H	Oregon St.	61 44					143	H	Washington	91 54								
34	H	California	75 50					79	A	Arizona	78 48								
34	A	California	80 81					16	A	Arizona St.	72 65								
52	A	Utah	68 75					40	H	UCLA	86 80								
140	A	Colorado	80 69					55	H	Southern California	72 64								

Non-Div I Games:

Stanford

■ Loss,
 ■ Non-Conf, S Site,
 ■ Home
 ■ Away
 N Neutral

Average RPI Win: 286	WON-LOST	WINNING	LAST 10	STRENGTH OF	OPP. STRENGTH	TEAM	ADJ.	CONF.	ADJ CONF.
Average RPI Loss: 121	RECORD	PCT. RANK	GAMES	SCHEDULE	OF SCHEDULE	RPI	RPI	RPI	RPI
DIV. I ONLY	11- 11	163	1- 0	249	226	206	206	24	24
DIV. I NON-CONF.	3- 9	271	0- 0	129	148	271	271	26	26
TOTALS	RPI 1-25	RPI 26-50	W-L RECORDS	RPI 51-100	RPI 101-150	RPI 150+			
11- 11	0- 2	0- 0	OVERALL	0- 3	0- 4	11- 2			
8- 2	0- 1	0- 0	HOME	0- 1	0- 0	8- 0			
3- 6	0- 1	0- 0	AWAY	0- 1	0- 3	3- 1			
0- 3	0- 0	0- 0	NEUTRAL	0- 1	0- 1	0- 1			
3- 9	0- 2	0- 0	NON-CONFERENCE	0- 3	0- 3	3- 1			
3- 2	0- 1	0- 0	HOME	0- 1	0- 0	3- 0			
0- 4	0- 1	0- 0	AWAY	0- 1	0- 2	0- 0			
0- 3	0- 0	0- 0	NEUTRAL	0- 1	0- 1	0- 1			
8- 2	0- 0	0- 0	CONFERENCE	0- 0	0- 1	8- 1			
5- 0	0- 0	0- 0	HOME	0- 0	0- 0	5- 0			
3- 2	0- 0	0- 0	AWAY	0- 0	0- 1	3- 1			
0- 0	0- 0	0- 0	NEUTRAL	0- 0	0- 0	0- 0			

RPI 1-25				RPI 26-50				RPI 51-100				RPI 101+ Team's RPI: 206			
RPI	S	Opponent	Score	RPI	S	Opponent	Score	RPI	S	Opponent	Score	RPI	S	Opponent	Score
15	H	UCF	55 78					53	A	Tennessee	55 65	133	A	Alabama	47 59
25	A	Texas	46 65					71	H	Penn	53 75	139	A	North Ala.	55 71
								76	N	Wright St.	44 57	146	N	Marist	69 76
												147	A	Tulsa	54 55
												228	H	North Dakota	74 63
												243	A	Liberty	68 56
												243	H	Liberty	69 52
												248	A	Jacksonville	69 56
												248	H	Jacksonville	54 46
												252	N	Hofstra	50 53
												273	A	North Florida	57 71
												305	H	Kennesaw St.	76 69
												314	H	NJIT	74 48
												323	H	North Dakota St.	60 59
												324	A	Lipscomb	80 65
												324	H	Lipscomb	76 49
												349	H	Florida A&M	69 44
LAST 12 Division I GAMES:															
248	H	Jacksonville	54 46	139	A	North Ala.	55 71								
243	A	Liberty	68 56	273	A	North Florida	57 71								
305	H	Kennesaw St.	76 69	324	A	Lipscomb	80 65								
248	A	Jacksonville	69 56	243	H	Liberty	69 52								
324	H	Lipscomb	76 49	71	H	Penn	53 75								
314	H	NJIT	74 48	323	H	North Dakota St.	60 59								

Non-Div I Games: Central St. (OH) 81 51 Webber Int'l 80 52

Stetson

Stony Brook

Through Games Of Feb. 14, 2019

Average RPI Win:	281	WON-LOST	WINNING	LAST 10	STRENGTH OF	OPP. STRENGTH	TEAM	ADJ.	CONF.	ADJ CONF.
Average RPI Loss:	104	RECORD	PCT. RANK	GAMES	SCHEDULE	OF SCHEDULE	RPI	RPI	RPI	RPI
DIV. I ONLY	17- 6	52	1- 0	322	261	162	162	23	23	
DIV. I NON-CONF.	10- 2	37	0- 0	304	261	100	100	25	25	
TOTALS	RPI 1-25	RPI 26-50	W-L RECORDS	RPI 51-100	RPI 101-150	RPI 150+				
17- 6	0- 0	0- 1	OVERALL	0- 2	1- 2	16- 1				
9- 3	0- 0	0- 0	HOME	0- 1	0- 1	9- 1				
8- 3	0- 0	0- 1	AWAY	0- 1	1- 1	7- 0				
0- 0	0- 0	0- 0	NEUTRAL	0- 0	0- 0	0- 0				
10- 2	0- 0	0- 1	NON-CONFERENCE	0- 1	1- 0	9- 0				
6- 0	0- 0	0- 0	HOME	0- 0	0- 0	6- 0				
4- 2	0- 0	0- 1	AWAY	0- 1	1- 0	3- 0				
0- 0	0- 0	0- 0	NEUTRAL	0- 0	0- 0	0- 0				
7- 4	0- 0	0- 0	CONFERENCE	0- 1	0- 2	7- 1				
3- 3	0- 0	0- 0	HOME	0- 1	0- 1	3- 1				
4- 1	0- 0	0- 0	AWAY	0- 0	0- 1	4- 0				
0- 0	0- 0	0- 0	NEUTRAL	0- 0	0- 0	0- 0				

RPI 1-25				RPI 26-50				RPI 51-100				RPI 101+				Team's RPI: 162	
RPI	S	Opponent	Score	RPI	S	Opponent	Score	RPI	S	Opponent	Score	RPI	S	Opponent	Score		
				26	A	Rutgers	47 61	73	H	Maine	54 68	107	A	Hartford	62 73		
								74	A	Toledo	48 80	107	H	Hartford	36 64		
												138	A	Penn St.	81 70		
												226	A	Sacred Heart	73 58		
												234	H	Albany (NY)	49 54		
												252	H	Hofstra	77 49		
												255	A	Binghamton	65 56		
												255	H	Binghamton	68 53		
												262	H	St. Francis Brooklyn	74 67		
												267	A	Vermont	67 61		
												275	H	Cornell	63 61		
												284	H	Ga. Southern	72 43		
												301	A	Manhattan	79 48		
												309	H	Wagner	70 45		
												311	H	UMBC	57 44		
												320	A	New Hampshire	82 63		
												325	A	UMass Lowell	64 47		
												325	H	UMass Lowell	76 56		
												331	A	Iona	53 51		
												344	H	Fairleigh Dickinson	63 49		
LAST 12 Division I GAMES:																	
				325	A	UMass Lowell	64 47	73	H	Maine	54 68						
				255	H	Binghamton	68 53	320	A	New Hampshire	82 63						
				107	A	Hartford	62 73	255	A	Binghamton	65 56						
				311	H	UMBC	57 44	325	H	UMass Lowell	76 56						
				267	A	Vermont	67 61	107	H	Hartford	36 64						
				234	H	Albany (NY)	49 54	262	H	St. Francis Brooklyn	74 67						

Non-Div I Games: SUNY New Paltz 87 50

Stony Brook

Loss, Non-Conf, S Site, H Home A Away N Neutral

Average RPI Win:	96	WON-LOST	WINNING	LAST 10	STRENGTH OF	OPP. STRENGTH	TEAM	ADJ.	CONF.	ADJ CONF.
Average RPI Loss:	30	RECORD	PCT. RANK	GAMES	SCHEDULE	OF SCHEDULE	RPI	RPI	RPI	RPI
DIV. I ONLY	18- 6	45	0- 1	4	24	10	10	1	1	
DIV. I NON-CONF.	11- 2	32	0- 0	8	71	6	6	1	1	
TOTALS	RPI 1-25	RPI 26-50	W-L RECORDS	RPI 51-100	RPI 101-150	RPI 150+				
18- 6	2- 4	4- 1	OVERALL	5- 0	3- 1	4- 0				
9- 2	1- 2	2- 0	HOME	1- 0	2- 0	3- 0				
4- 4	0- 2	1- 1	AWAY	2- 0	1- 1	0- 0				
5- 0	1- 0	1- 0	NEUTRAL	2- 0	0- 0	1- 0				
11- 2	2- 1	2- 0	NON-CONFERENCE	2- 0	1- 1	4- 0				
6- 0	1- 0	1- 0	HOME	0- 0	1- 0	3- 0				
0- 2	0- 1	0- 0	AWAY	0- 0	0- 1	0- 0				
5- 0	1- 0	1- 0	NEUTRAL	2- 0	0- 0	1- 0				
7- 4	0- 3	2- 1	CONFERENCE	3- 0	2- 0	0- 0				
3- 2	0- 2	1- 0	HOME	1- 0	1- 0	0- 0				
4- 2	0- 1	1- 1	AWAY	2- 0	1- 0	0- 0				
0- 0	0- 0	0- 0	NEUTRAL	0- 0	0- 0	0- 0				

RPI	S	Opponent	Score	RPI	S	Opponent	Score	RPI	S	Opponent	Score	RPI	S	Opponent	Score
3	A	Louisville	51 76	29	H	North Carolina	90 77	58	N	Kansas St.	70 61	102	A	Minnesota	68 72
4	A	Oregon	73 75	32	N	DePaul	83 81	68	A	Virginia Tech	75 73	105	H	Boston College	96 69
8	H	NC State	73 77	41	H	Bucknell	70 56	85	A	Duke	64 55	114	H	Towson	98 55
15	N	UCF	57 52	43	A	Georgia Tech	55 65	97	N	Princeton	92 61	121	A	Pittsburgh	82 50
19	H	Texas A&M	75 65	46	A	Clemson	84 75	100	H	Virginia	72 68	166	N	Duquesne	87 71
21	H	Miami (FL)	71 84									176	H	UMES	96 51
												228	H	North Dakota	85 49
												235	H	Niagara	94 45
LAST 12 Division I GAMES:															
8	H	NC State	73 77	43	A	Georgia Tech	55 65								
105	H	Boston College	96 69	121	A	Pittsburgh	82 50								
3	A	Louisville	51 76	29	H	North Carolina	90 77								
100	H	Virginia	72 68	68	A	Virginia Tech	75 73								
85	A	Duke	64 55	46	A	Clemson	84 75								
21	H	Miami (FL)	71 84	15	N	UCF	57 52								

Non-Div I Games:

Syracuse

■ Loss,
■ Non-Conf,
■ S Site,
■ H Home
■ A Away
N Neutral

Average RPI Win:	171	WON-LOST	WINNING	LAST 10	STRENGTH OF	OPP. STRENGTH	TEAM	ADJ.	CONF.	ADJ CONF.
Average RPI Loss:	32	RECORD	PCT. RANK	GAMES	SCHEDULE	OF SCHEDULE	RPI	RPI	RPI	RPI
DIV. I ONLY	18- 6	45	1- 0	73	45	37	37	3	3	
DIV. I NON-CONF.	10- 1	17	0- 0	294	236	86	86	3	3	
TOTALS	RPI 1-25	RPI 26-50	W-L RECORDS	RPI 51-100	RPI 101-150	RPI 150+				
18- 6	1- 4	0- 1	OVERALL	2- 0	5- 1	10- 0				
14- 1	1- 1	0- 0	HOME	1- 0	4- 0	8- 0				
4- 4	0- 3	0- 0	AWAY	1- 0	1- 1	2- 0				
0- 1	0- 0	0- 1	NEUTRAL	0- 0	0- 0	0- 0				
10- 1	0- 0	0- 1	NON-CONFERENCE	0- 0	1- 0	9- 0				
8- 0	0- 0	0- 0	HOME	0- 0	1- 0	7- 0				
2- 0	0- 0	0- 0	AWAY	0- 0	0- 0	2- 0				
0- 1	0- 0	0- 1	NEUTRAL	0- 0	0- 0	0- 0				
8- 5	1- 4	0- 0	CONFERENCE	2- 0	4- 1	1- 0				
6- 1	1- 1	0- 0	HOME	1- 0	3- 0	1- 0				
2- 4	0- 3	0- 0	AWAY	1- 0	1- 1	0- 0				
0- 0	0- 0	0- 0	NEUTRAL	0- 0	0- 0	0- 0				

RPI	S	Opponent	Score	RPI	S	Opponent	Score	RPI	S	Opponent	Score	RPI	S	Opponent	Score
2	A	Baylor	71 89	38	N	BYU	58 61	58	A	Kansas St.	61 47	111	A	Oklahoma St.	71 75
2	H	Baylor	55 79					65	H	West Virginia	62 48	111	H	Oklahoma St.	69 55
11	A	Iowa St.	54 92									131	H	Kansas	58 53
11	H	Iowa St.	76 69									145	H	Montana St.	71 49
25	A	Texas	67 73									149	A	Texas Tech	70 63
												149	H	Texas Tech	78 70
												158	H	Oklahoma	86 71
												166	H	Duquesne	61 48
												182	H	Sam Houston St.	72 59
												186	H	Southern U.	69 40
												198	A	Ole Miss	55 50
												203	A	San Diego St.	81 64
												222	H	SMU	65 63
												291	H	Army West Point	63 38
												310	H	Mississippi Val.	96 47
												350	H	Alcorn	88 31
LAST 12 Division I GAMES:															
11	H	Iowa St.	76 69	158	H	Oklahoma	86 71								
2	A	Baylor	71 89	25	A	Texas	67 73								
149	A	Texas Tech	70 63	149	H	Texas Tech	78 70								
111	H	Oklahoma St.	69 55	2	H	Baylor	55 79								
58	A	Kansas St.	61 47	11	A	Iowa St.	54 92								
131	H	Kansas	58 53	111	A	Oklahoma St.	71 75								

Non-Div I Games:

TCU

Average RPI Win:	237	WON-LOST	WINNING	LAST 10	STRENGTH OF	OPP. STRENGTH	TEAM	ADJ.	CONF.	ADJ CONF.
Average RPI Loss:	83	RECORD	PCT. RANK	GAMES	SCHEDULE	OF SCHEDULE	RPI	RPI	RPI	RPI
DIV. I ONLY	8- 15	257	0- 1	77	87	168	168	9	9	
DIV. I NON-CONF.	4- 9	252	0- 0	171	79	212	212	9	9	
TOTALS	RPI 1-25	RPI 26-50	W-L RECORDS	RPI 51-100	RPI 101-150	RPI 150+				
8- 15	0- 4	0- 2	OVERALL	0- 3	2- 4	6- 2				
5- 3	0- 1	0- 0	HOME	0- 0	1- 2	4- 0				
3- 11	0- 3	0- 2	AWAY	0- 2	1- 2	2- 2				
0- 1	0- 0	0- 0	NEUTRAL	0- 1	0- 0	0- 0				
4- 9	0- 2	0- 2	NON-CONFERENCE	0- 2	0- 1	4- 2				
3- 0	0- 0	0- 0	HOME	0- 0	0- 0	3- 0				
1- 8	0- 2	0- 2	AWAY	0- 1	0- 1	1- 2				
0- 1	0- 0	0- 0	NEUTRAL	0- 1	0- 0	0- 0				
4- 6	0- 2	0- 0	CONFERENCE	0- 1	2- 3	2- 0				
2- 3	0- 1	0- 0	HOME	0- 0	1- 2	1- 0				
2- 3	0- 1	0- 0	AWAY	0- 1	1- 1	1- 0				
0- 0	0- 0	0- 0	NEUTRAL	0- 0	0- 0	0- 0				

RPI S	Opponent	Score	RPI S	Opponent	Score	RPI S	Opponent	Score	RPI S	Opponent	Score	Team's RPI: 168
6	A UConn	74 109	32	A DePaul	88 102	71	A Penn	62 71	103	A Houston	65 78	
6	H UConn	67 88	42	A Villanova	68 76	78	A Cincinnati	52 72	103	H Houston	76 65	
14	A South Carolina	60 88				92	N Radford	50 56	129	H Tulane	57 66	
21	A Miami (FL)	61 73							146	A Marist	68 74	
									147	A Tulsa	75 61	
									148	H South Fla.	53 63	
									166	A Duquesne	53 54	
									195	H East Carolina	84 62	
									198	A Ole Miss	55 62	
									244	A Wichita St.	65 40	
									245	A Saint Joseph's	58 52	
									287	H La Salle	75 47	
									331	H Iona	59 39	
									346	H Delaware St.	75 61	
LAST 12 Division I GAMES:												
6	A UConn	74 109	6	H UConn	67 88							
103	H Houston	76 65	78	A Cincinnati	52 72							
244	A Wichita St.	65 40	103	A Houston	65 78							
147	A Tulsa	75 61	129	H Tulane	57 66							
195	H East Carolina	84 62	148	H South Fla.	53 63							
71	A Penn	62 71	166	A Duquesne	53 54							

Non-Div I Games:

Temple

Tennessee

Through Games Of Feb. 14, 2019

Average RPI Win:	160	WON-LOST	WINNING	LAST 10	STRENGTH OF	OPP. STRENGTH	TEAM	ADJ.	CONF.	ADJ CONF.
Average RPI Loss:	48	RECORD	PCT. RANK	GAMES	SCHEDULE	OF SCHEDULE	RPI	RPI	RPI	RPI
DIV. I ONLY	16- 8	82	1- 0	38	62	53	53	5	5	
DIV. I NON-CONF.	11- 2	32	1- 0	62	89	29	29	4	4	
TOTALS	RPI 1-25	RPI 26-50	W-L RECORDS	RPI 51-100	RPI 101-150	RPI 150+				
16- 8	1- 5	1- 0	OVERALL	4- 1	2- 2	8- 0				
10- 5	0- 4	0- 0	HOME	3- 1	0- 0	7- 0				
4- 3	1- 1	0- 0	AWAY	1- 0	1- 2	1- 0				
2- 0	0- 0	1- 0	NEUTRAL	0- 0	1- 0	0- 0				
11- 2	1- 2	1- 0	NON-CONFERENCE	1- 0	2- 0	6- 0				
7- 2	0- 2	0- 0	HOME	1- 0	0- 0	6- 0				
2- 0	1- 0	0- 0	AWAY	0- 0	1- 0	0- 0				
2- 0	0- 0	1- 0	NEUTRAL	0- 0	1- 0	0- 0				
5- 6	0- 3	0- 0	CONFERENCE	3- 1	0- 2	2- 0				
3- 3	0- 2	0- 0	HOME	2- 1	0- 0	1- 0				
2- 3	0- 1	0- 0	AWAY	1- 0	0- 2	1- 0				
0- 0	0- 0	0- 0	NEUTRAL	0- 0	0- 0	0- 0				

RPI 1-25				RPI 26-50				RPI 51-100				RPI 101+			
RPI	S	Opponent	Score	RPI	S	Opponent	Score	RPI	S	Opponent	Score	RPI	S	Opponent	Score
1	H	Notre Dame	62 77	46	N	Clemson	78 66	57	A	Auburn	78 69	108	A	Georgia	62 66
5	H	Stanford	85 95					57	H	Auburn	73 62	111	A	Oklahoma St.	76 63
9	A	Mississippi St.	63 91					60	H	LSU	74 65	119	N	UAB	73 69
22	H	Kentucky	71 73					69	H	Belmont	84 76	133	A	Alabama	65 86
23	H	Missouri	64 66					84	H	Arkansas	79 80	187	A	Vanderbilt	82 65
25	A	Texas	88 82									197	H	UNC Asheville	73 46
												206	H	Stetson	65 55
												212	H	Florida	67 50
												254	H	ETSU	80 61
												283	H	Murray St.	98 77
												333	H	Presbyterian	97 49
												349	H	Florida A&M	96 31
LAST 12 Division I GAMES:															
119	N	UAB	73 69	1	H	Notre Dame	62 77	84	H	Arkansas	79 80	133	A	Alabama	65 86
57	H	Auburn	73 62					108	A	Georgia	62 66	22	H	Kentucky	71 73
9	A	Mississippi St.	63 91					23	H	Missouri	64 66				
187	A	Vanderbilt	82 65												
212	H	Florida	67 50												
60	H	LSU	74 65												

Non-Div I Games:

Tennessee

■ Loss,
 ■ Non-Conf, S Site,
 ■ Home
 ■ Away
 N Neutral

Average RPI Win:	291	WON-LOST	WINNING	LAST 10	STRENGTH OF	OPP. STRENGTH	TEAM	ADJ.	CONF.	ADJ CONF.
Average RPI Loss:	148	RECORD	PCT. RANK	GAMES	SCHEDULE	OF SCHEDULE	RPI	RPI	RPI	RPI
DIV. I ONLY	4- 21	327	0- 1	153	184	290	290	22	22	
DIV. I NON-CONF.	0- 12	336	0- 0	157	93	329	329	21	21	
TOTALS	RPI 1-25	RPI 26-50	W-L RECORDS	RPI 51-100	RPI 101-150	RPI 150+				
4- 21	0- 1	0- 1	OVERALL	0- 4	0- 7	4- 8				
2- 6	0- 0	0- 0	HOME	0- 1	0- 4	2- 1				
2- 12	0- 1	0- 1	AWAY	0- 2	0- 2	2- 6				
0- 3	0- 0	0- 0	NEUTRAL	0- 1	0- 1	0- 1				
0- 12	0- 1	0- 1	NON-CONFERENCE	0- 2	0- 2	0- 6				
0- 1	0- 0	0- 0	HOME	0- 0	0- 1	0- 0				
0- 8	0- 1	0- 1	AWAY	0- 1	0- 0	0- 5				
0- 3	0- 0	0- 0	NEUTRAL	0- 1	0- 1	0- 1				
4- 9	0- 0	0- 0	CONFERENCE	0- 2	0- 5	4- 2				
2- 5	0- 0	0- 0	HOME	0- 1	0- 3	2- 1				
2- 4	0- 0	0- 0	AWAY	0- 1	0- 2	2- 1				
0- 0	0- 0	0- 0	NEUTRAL	0- 0	0- 0	0- 0				

RPI 1-25				RPI 26-50				RPI 51-100				RPI 101+ Team's RPI: 290			
RPI	S	Opponent	Score	RPI	S	Opponent	Score	RPI	S	Opponent	Score	RPI	S	Opponent	Score
3	A	Louisville	52 107	32	A	DePaul	73 95	69	A	Belmont	46 80	112	H	South Alabama	56 78
								69	H	Belmont	65 89	121	N	Pittsburgh	56 78
								84	N	Arkansas	55 79	128	A	Tennessee Tech	65 76
								95	A	Troy	67 92	128	H	Tennessee Tech	59 69
												132	H	UT Martin	61 73
												135	A	Morehead St.	55 71
												135	H	Morehead St.	62 85
												175	N	Wisconsin	53 58
												187	A	Vanderbilt	63 89
												191	A	Ball St.	51 90
												202	H	Jacksonville St.	52 62
												217	A	Marshall	59 80
												221	H	Southeast Mo. St.	62 59
												261	A	Austin Peay	47 74
												283	A	Murray St.	65 61
												302	A	Alabama A&M	57 67
												324	A	Lipscomb	62 64
												330	A	Eastern Ky.	57 31
												330	H	Eastern Ky.	60 38
LAST 12 Division I GAMES:															
69	H	Belmont	65 89	261	A	Austin Peay	47 74								
330	A	Eastern Ky.	57 31	69	A	Belmont	46 80								
135	A	Morehead St.	55 71	128	A	Tennessee Tech	65 76								
221	H	Southeast Mo. St.	62 59	135	H	Morehead St.	62 85								
132	H	UT Martin	61 73	330	H	Eastern Ky.	60 38								
283	A	Murray St.	65 61	202	H	Jacksonville St.	52 62								

Non-Div I Games:

Tennessee St.

■ Loss,
■ Non-Conf,
■ S Site,
■ H Home
■ A Away
N Neutral

Average RPI Win:	237	WON-LOST	WINNING	LAST 10	STRENGTH OF	OPP. STRENGTH	TEAM	ADJ.	CONF.	ADJ CONF.
Average RPI Loss:	157	RECORD	PCT. RANK	GAMES	SCHEDULE	OF SCHEDULE	RPI	RPI	RPI	RPI
DIV. I ONLY	16- 6	59	1- 0	290	234	128	128	22	22	
DIV. I NON-CONF.	6- 3	91	0- 0	271	200	122	122	21	21	
TOTALS	RPI 1-25	RPI 26-50	W-L RECORDS	RPI 51-100	RPI 101-150	RPI 150+				
16- 6	0- 0	0- 0	OVERALL	2- 2	1- 1	13- 3				
8- 1	0- 0	0- 0	HOME	1- 0	0- 0	7- 1				
8- 4	0- 0	0- 0	AWAY	1- 1	1- 1	6- 2				
0- 1	0- 0	0- 0	NEUTRAL	0- 1	0- 0	0- 0				
6- 3	0- 0	0- 0	NON-CONFERENCE	1- 2	0- 0	5- 1				
3- 0	0- 0	0- 0	HOME	1- 0	0- 0	2- 0				
3- 2	0- 0	0- 0	AWAY	0- 1	0- 0	3- 1				
0- 1	0- 0	0- 0	NEUTRAL	0- 1	0- 0	0- 0				
10- 3	0- 0	0- 0	CONFERENCE	1- 0	1- 1	8- 2				
5- 1	0- 0	0- 0	HOME	0- 0	0- 0	5- 1				
5- 2	0- 0	0- 0	AWAY	1- 0	1- 1	3- 1				
0- 0	0- 0	0- 0	NEUTRAL	0- 0	0- 0	0- 0				

RPI 1-25			RPI 26-50			RPI 51-100			RPI 101+			Team's RPI: 128
RPI	S	Opponent	Score	RPI	S	Opponent	Score	RPI	S	Opponent	Score	
						51 H Middle Tenn.	68 64	132 A UT Martin			80 76	
						69 A Belmont	77 72	135 A Morehead St.			56 77	
						70 N Old Dominion	73 80	169 A Xavier			60 70	
						84 A Arkansas	42 65	197 H UNC Asheville			60 53	
								202 A Jacksonville St.			66 49	
								202 H Jacksonville St.			62 59	
								221 A Southeast Mo. St.			53 62	
								244 A Wichita St.			55 45	
								250 H SIUE			79 55	
								261 H Austin Peay			65 72	
								276 H Eastern Ill.			99 88	
								283 H Murray St.			74 65	
								290 A Tennessee St.			69 59	
								290 H Tennessee St.			76 65	
								319 A Charleston So.			77 55	
								324 A Lipscomb			67 52	
								330 A Eastern Ky.			81 68	
								339 H Western Caro.			77 58	
LAST 12 Division I GAMES:												
						202 H Jacksonville St.	62 59	135 A Morehead St.			56 77	
						132 A UT Martin	80 76	202 A Jacksonville St.			66 49	
						221 A Southeast Mo. St.	53 62	290 H Tennessee St.			76 65	
						283 H Murray St.	74 65	276 H Eastern Ill.			99 88	
						261 H Austin Peay	65 72	250 H SIUE			79 55	
						330 A Eastern Ky.	81 68	69 A Belmont			77 72	

Non-Div I Games: Tenn. Wesleyan 100 58 Cumberland (TN) 88 55

Tennessee Tech

Loss, Non-Conf, S Site, H Home A Away N Neutral

Average RPI Win:	151	WON-LOST	WINNING	LAST 10	STRENGTH OF	OPP. STRENGTH	TEAM	ADJ.	CONF.	ADJ CONF.
Average RPI Loss:	37	RECORD	PCT. RANK	GAMES	SCHEDULE	OF SCHEDULE	RPI	RPI	RPI	RPI
DIV. I ONLY	20- 5	28	2- 0	48	64	25	25	3	3	
DIV. I NON-CONF.	10- 2	37	2- 0	118	183	56	56	3	3	
TOTALS	RPI 1-25	RPI 26-50	W-L RECORDS	RPI 51-100	RPI 101-150	RPI 150+				
20- 5	1- 2	2- 0	OVERALL	2- 3	6- 0	9- 0				
9- 4	0- 2	1- 0	HOME	0- 2	2- 0	6- 0				
8- 1	1- 0	0- 0	AWAY	1- 1	3- 0	3- 0				
3- 0	0- 0	1- 0	NEUTRAL	1- 0	1- 0	0- 0				
10- 2	0- 1	1- 0	NON-CONFERENCE	1- 1	1- 0	7- 0				
5- 2	0- 1	0- 0	HOME	0- 1	0- 0	5- 0				
2- 0	0- 0	0- 0	AWAY	0- 0	0- 0	2- 0				
3- 0	0- 0	1- 0	NEUTRAL	1- 0	1- 0	0- 0				
10- 3	1- 1	1- 0	CONFERENCE	1- 2	5- 0	2- 0				
4- 2	0- 1	1- 0	HOME	0- 1	2- 0	1- 0				
6- 1	1- 0	0- 0	AWAY	1- 1	3- 0	1- 0				
0- 0	0- 0	0- 0	NEUTRAL	0- 0	0- 0	0- 0				

RPI	S	Opponent	Score	RPI	S	Opponent	Score	RPI	S	Opponent	Score	RPI	S	Opponent	Score
2	H	Baylor	68 74	37	H	TCU	73 67	53	H	Tennessee	82 88	111	A	Oklahoma St.	61 55
9	H	Mississippi St.	49 67	49	N	Michigan	69 52	58	A	Kansas St.	69 87	111	H	Oklahoma St.	60 51
11	A	Iowa St.	64 62					64	N	Quinnipiac	56 55	120	N	Fordham	72 54
								65	A	West Virginia	70 58	131	A	Kansas	91 73
								65	H	West Virginia	58 64	131	H	Kansas	62 43
												149	A	Texas Tech	78 71
												158	A	Oklahoma	76 67
												158	H	Oklahoma	73 63
												166	H	Duquesne	78 41
												174	A	North Texas	64 54
												206	H	Stetson	65 46
												223	A	UTRGV	81 66
												300	H	UTSA	98 54
												326	H	McNeese	96 40
												329	H	Northwestern St.	104 66
LAST 12 Division I GAMES:															
120	N	Fordham	72 54	65	H	West Virginia	58 64	149	A	Texas Tech	78 71	131	H	Kansas	62 43
49	N	Michigan	69 52	37	H	TCU	73 67	58	A	Kansas St.	69 87	11	A	Iowa St.	64 62
111	A	Oklahoma St.	61 55	53	H	Tennessee	82 88								
131	A	Kansas	91 73	49	N	Michigan	69 52								
2	H	Baylor	68 74												
158	A	Oklahoma	76 67												

Non-Div I Games:

Texas

■ Loss,
 ■ Non-Conf,
 ■ S Site,
 ■ H Home
 ■ A Away
 N Neutral

Average RPI Win:	133	WON-LOST	WINNING	LAST 10	STRENGTH OF	OPP. STRENGTH	TEAM	ADJ.	CONF.	ADJ CONF.
Average RPI Loss:	35	RECORD	PCT. RANK	GAMES	SCHEDULE	OF SCHEDULE	RPI	RPI	RPI	RPI
DIV. I ONLY	19- 5	32	1- 0	40	48	19	19	5	5	
DIV. I NON-CONF.	11- 2	32	0- 0	35	104	18	18	4	4	
TOTALS	RPI 1-25	RPI 26-50	W-L RECORDS	RPI 51-100	RPI 101-150	RPI 150+				
19- 5	1- 3	3- 0	OVERALL	3- 2	3- 0	9- 0				
11- 2	1- 1	1- 0	HOME	2- 1	1- 0	6- 0				
6- 3	0- 2	1- 0	AWAY	1- 1	2- 0	2- 0				
2- 0	0- 0	1- 0	NEUTRAL	0- 0	0- 0	1- 0				
11- 2	0- 1	3- 0	NON-CONFERENCE	1- 1	1- 0	6- 0				
7- 1	0- 0	1- 0	HOME	1- 1	0- 0	5- 0				
2- 1	0- 1	1- 0	AWAY	0- 0	1- 0	0- 0				
2- 0	0- 0	1- 0	NEUTRAL	0- 0	0- 0	1- 0				
8- 3	1- 2	0- 0	CONFERENCE	2- 1	2- 0	3- 0				
4- 1	1- 1	0- 0	HOME	1- 0	1- 0	1- 0				
4- 2	0- 1	0- 0	AWAY	1- 1	1- 0	2- 0				
0- 0	0- 0	0- 0	NEUTRAL	0- 0	0- 0	0- 0				

RPI 1-25				Team's RPI: 19	RPI 26-50				RPI 51-100				RPI 101+			
RPI	S	Opponent	Score		RPI	S	Opponent	Score	RPI	S	Opponent	Score	RPI	S	Opponent	Score
10	A	Syracuse	65 75		30	N	Oregon St.	76 70	55	H	Southern California	71 51	103	A	Houston	68 52
14	H	South Carolina	57 60		36	H	Rice	65 54	57	A	Auburn	69 67	108	A	Georgia	76 66
22	H	Kentucky	73 71		50	A	Little Rock	61 40	60	A	LSU	52 63	133	H	Alabama	70 43
23	A	Missouri	65 70						60	H	LSU	59 55	163	N	UC Riverside	70 63
									67	H	Lamar University	68 74	183	H	Arkansas St.	97 56
													187	A	Vanderbilt	50 43
													187	H	Vanderbilt	69 53
													198	A	Ole Miss	72 60
													200	H	Prairie View	70 57
													223	H	UTRGV	84 61
													248	H	Jacksonville	73 53
													280	H	Central Ark.	84 27
LAST 12 Division I GAMES:																
60	H	LSU	59 55		108	A	Georgia	76 66								
23	A	Missouri	65 70		133	H	Alabama	70 43								
198	A	Ole Miss	72 60		187	A	Vanderbilt	50 43								
187	H	Vanderbilt	69 53		60	A	LSU	52 63								
22	H	Kentucky	73 71		14	H	South Carolina	57 60								
57	A	Auburn	69 67		223	H	UTRGV	84 61								

Non-Div I Games:

Texas A&M

■ Loss,
■ Non-Conf, S Site,
■ Home
■ Away
N Neutral

Texas Southern

Through Games Of Feb. 14, 2019

Average RPI Win:	277	WON-LOST	WINNING	LAST 10	STRENGTH OF	OPP. STRENGTH	TEAM	ADJ.	CONF.	ADJ CONF.
Average RPI Loss:	159	RECORD	PCT. RANK	GAMES	SCHEDULE	OF SCHEDULE	RPI	RPI	RPI	RPI
DIV. I ONLY	8- 11	221	1- 0	240	321	211	211	29	29	
DIV. I NON-CONF.	2- 7	288	0- 0	41	278	163	163	28	28	
TOTALS	RPI 1-25	RPI 26-50	W-L RECORDS	RPI 51-100	RPI 101-150	RPI 150+				
8- 11	0- 1	0- 1	OVERALL	0- 1	0- 2	8- 6				
3- 2	0- 0	0- 0	HOME	0- 0	0- 0	3- 2				
5- 7	0- 1	0- 1	AWAY	0- 1	0- 2	5- 2				
0- 2	0- 0	0- 0	NEUTRAL	0- 0	0- 0	0- 2				
2- 7	0- 1	0- 1	NON-CONFERENCE	0- 1	0- 2	2- 2				
0- 0	0- 0	0- 0	HOME	0- 0	0- 0	0- 0				
2- 5	0- 1	0- 1	AWAY	0- 1	0- 2	2- 0				
0- 2	0- 0	0- 0	NEUTRAL	0- 0	0- 0	0- 2				
6- 4	0- 0	0- 0	CONFERENCE	0- 0	0- 0	6- 4				
3- 2	0- 0	0- 0	HOME	0- 0	0- 0	3- 2				
3- 2	0- 0	0- 0	AWAY	0- 0	0- 0	3- 2				
0- 0	0- 0	0- 0	NEUTRAL	0- 0	0- 0	0- 0				

RPI 1-25				RPI 26-50				RPI 51-100				RPI 101+ Team's RPI: 211			
RPI	S	Opponent	Score	RPI	S	Opponent	Score	RPI	S	Opponent	Score	RPI	S	Opponent	Score
24	A	Michigan St.	45 91	36	A	Rice	71 76	61	A	SFA	55 74	129	A	Tulane	56 62
												149	A	Texas Tech	55 75
												156	N	Abilene Christian	39 81
												181	N	Nicholls St.	57 58
												186	A	Southern U.	61 63
												200	A	Prairie View	52 44
												200	H	Prairie View	73 67
												223	A	UTRGV	69 55
												224	H	Grambling	67 75
												251	H	Alabama St.	51 58
												288	H	Jackson St.	76 67
												302	H	Alabama A&M	53 45
												310	A	Mississippi Val.	68 50
												345	A	Savannah St.	65 41
												347	A	Ark.-Pine Bluff	59 58
												350	A	Alcorn	52 53
LAST 12 Division I GAMES:															
200	H	Prairie View	73 67	224	H	Grambling	67 75								
302	H	Alabama A&M	53 45	200	A	Prairie View	52 44								
251	H	Alabama St.	51 58	186	A	Southern U.	61 63								
310	A	Mississippi Val.	68 50	350	A	Alcorn	52 53								
347	A	Ark.-Pine Bluff	59 58	149	A	Texas Tech	55 75								
288	H	Jackson St.	76 67	61	A	SFA	55 74								

Non-Div I Games: Huston-Tillotson 72 36 Paul Quinn 83 54

Texas Southern

■ Loss,
 ■ Non-Conf, S Site,
 ■ Home
 ■ Away
 N Neutral

Average RPI Win:	215	WON-LOST	WINNING	LAST 10	STRENGTH OF	OPP. STRENGTH	TEAM	ADJ.	CONF.	ADJ CONF.
Average RPI Loss:	123	RECORD	PCT. RANK	GAMES	SCHEDULE	OF SCHEDULE	RPI	RPI	RPI	RPI
DIV. I ONLY	8- 14	248	0- 1	118	128	177	177	12	12	
DIV. I NON-CONF.	3- 7	256	0- 1	90	146	185	185	15	15	
TOTALS	RPI 1-25	RPI 26-50	W-L RECORDS	RPI 51-100	RPI 101-150	RPI 150+				
8- 14	0- 1	0- 2	OVERALL	0- 2	1- 6	7- 3				
3- 5	0- 0	0- 0	HOME	0- 0	0- 3	3- 2				
5- 8	0- 1	0- 1	AWAY	0- 2	1- 3	4- 1				
0- 1	0- 0	0- 1	NEUTRAL	0- 0	0- 0	0- 0				
3- 7	0- 1	0- 1	NON-CONFERENCE	0- 1	0- 3	3- 1				
1- 2	0- 0	0- 0	HOME	0- 0	0- 1	1- 1				
2- 4	0- 1	0- 0	AWAY	0- 1	0- 2	2- 0				
0- 1	0- 0	0- 1	NEUTRAL	0- 0	0- 0	0- 0				
5- 7	0- 0	0- 1	CONFERENCE	0- 1	1- 3	4- 2				
2- 3	0- 0	0- 0	HOME	0- 0	0- 2	2- 1				
3- 4	0- 0	0- 1	AWAY	0- 1	1- 1	2- 1				
0- 0	0- 0	0- 0	NEUTRAL	0- 0	0- 0	0- 0				

RPI 1-25			RPI 26-50			RPI 51-100			RPI 101+			Team's RPI: 177
RPI	S	Opponent	Score	RPI	S	Opponent	Score	RPI	S	Opponent	Score	Score
23	A	Missouri	50 69	47	N	Saint Mary's (CA)	62 89	54	A	New Mexico	51 82	111 A Oklahoma St. 55 66
				50	A	Little Rock	47 62	96	A	UT Arlington	53 68	129 A Tulane 61 67
												136 A Georgia St. 69 60
												136 H Georgia St. 34 57
												142 A Appalachian St. 56 77
												142 H Appalachian St. 49 62
												145 H Montana St. 59 67
												172 H Oral Roberts 64 81
												181 H Nicholls St. 72 67
												183 A Arkansas St. 85 62
												183 H Arkansas St. 68 54
												192 A Coastal Caro. 70 77
												192 H Coastal Caro. 73 58
												264 A A&M-Corpus Christi 60 53
												284 A Ga. Southern 64 52
												284 H Ga. Southern 55 65
												300 A UTSA 68 60
LAST 12 Division I GAMES:												
129	A	Tulane	61 67	96	A	UT Arlington	53 68					
145	H	Montana St.	59 67	284	H	Ga. Southern	55 65					
181	H	Nicholls St.	72 67	136	H	Georgia St.	34 57					
183	H	Arkansas St.	68 54	183	A	Arkansas St.	85 62					
192	A	Coastal Caro.	70 77	50	A	Little Rock	47 62					
142	A	Appalachian St.	56 77	142	H	Appalachian St.	49 62					

Non-Div I Games: UNKNOWN 92 39 Tex. A&M Int'l 89 25

Texas St.

■ Loss,
 ■ Non-Conf,
 ■ S Site,
 ■ Home
 ■ A Away
 N Neutral

Average RPI Win:	200	WON-LOST	WINNING	LAST 10	STRENGTH OF	OPP. STRENGTH	TEAM	ADJ.	CONF.	ADJ CONF.
Average RPI Loss:	67	RECORD	PCT. RANK	GAMES	SCHEDULE	OF SCHEDULE	RPI	RPI	RPI	RPI
DIV. I ONLY	11- 13	192	0- 1	51	75	149	149	3	3	
DIV. I NON-CONF.	9- 2	43	0- 0	258	277	111	111	3	3	
TOTALS	RPI 1-25	RPI 26-50	W-L RECORDS	RPI 51-100	RPI 101-150	RPI 150+				
11- 13	0- 4	0- 2	OVERALL	1- 4	2- 1	8- 2				
10- 6	0- 2	0- 1	HOME	1- 3	2- 0	7- 0				
1- 7	0- 2	0- 1	AWAY	0- 1	0- 1	1- 2				
0- 0	0- 0	0- 0	NEUTRAL	0- 0	0- 0	0- 0				
9- 2	0- 0	0- 0	NON-CONFERENCE	1- 1	0- 0	8- 1				
8- 1	0- 0	0- 0	HOME	1- 1	0- 0	7- 0				
1- 1	0- 0	0- 0	AWAY	0- 0	0- 0	1- 1				
0- 0	0- 0	0- 0	NEUTRAL	0- 0	0- 0	0- 0				
2- 11	0- 4	0- 2	CONFERENCE	0- 3	2- 1	0- 1				
2- 5	0- 2	0- 1	HOME	0- 2	2- 0	0- 0				
0- 6	0- 2	0- 1	AWAY	0- 1	0- 1	0- 1				
0- 0	0- 0	0- 0	NEUTRAL	0- 0	0- 0	0- 0				

RPI	S	Opponent	Score	RPI	S	Opponent	Score	RPI	S	Opponent	Score	RPI	S	Opponent	Score	Team's RPI: 149
2	A	Baylor	37 96	37	A	TCU	70 78	58	H	Kansas St.	62 66	111	A	Oklahoma St.	57 65	
2	H	Baylor	56 73	37	H	TCU	63 70	61	H	SFA	77 69	111	H	Oklahoma St.	90 78	
11	A	Iowa St.	66 105					65	A	West Virginia	65 68	131	H	Kansas	69 66	
25	H	Texas	71 78					65	H	West Virginia	72 75	156	H	Abilene Christian	105 54	
								86	H	Idaho	77 88	158	A	Oklahoma	61 66	
												186	H	Southern U.	76 58	
												202	H	Jacksonville St.	71 58	
												211	H	Texas Southern	75 55	
												212	A	Florida	67 72	
												238	A	Nevada	86 67	
												264	H	A&M-Corpus Christi	78 61	
												298	H	La.-Monroe	86 42	
												338	H	Houston Baptist	82 76	
LAST 12 Division I GAMES:																
65	H	West Virginia	72 75	65	A	West Virginia	65 68									
111	H	Oklahoma St.	90 78	58	H	Kansas St.	62 66									
37	H	TCU	63 70	37	A	TCU	70 78									
2	A	Baylor	37 96	111	A	Oklahoma St.	57 65									
11	A	Iowa St.	66 105	131	H	Kansas	69 66									
25	H	Texas	71 78	2	H	Baylor	56 73									

Non-Div I Games:

Texas Tech

■ Loss,
 ■ Non-Conf,
 ■ S Site,
 ■ H Home
 ■ A Away
 N Neutral

Average RPI Win:	200	WON-LOST	WINNING	LAST 10	STRENGTH OF	OPP. STRENGTH	TEAM	ADJ.	CONF.	ADJ CONF.
Average RPI Loss:	71	RECORD	PCT. RANK	GAMES	SCHEDULE	OF SCHEDULE	RPI	RPI	RPI	RPI
DIV. I ONLY	15- 7	76	1- 0	108	110	74	74	7	7	
DIV. I NON-CONF.	8- 3	72	0- 0	179	185	79	79	8	8	
TOTALS	RPI 1-25	RPI 26-50	W-L RECORDS	RPI 51-100	RPI 101-150	RPI 150+				
15- 7	0- 1	2- 1	OVERALL	1- 3	0- 2	12- 0				
9- 2	0- 1	2- 0	HOME	0- 1	0- 0	7- 0				
6- 5	0- 0	0- 1	AWAY	1- 2	0- 2	5- 0				
0- 0	0- 0	0- 0	NEUTRAL	0- 0	0- 0	0- 0				
8- 3	0- 1	0- 0	NON-CONFERENCE	1- 1	0- 1	7- 0				
4- 1	0- 1	0- 0	HOME	0- 0	0- 0	4- 0				
4- 2	0- 0	0- 0	AWAY	1- 1	0- 1	3- 0				
0- 0	0- 0	0- 0	NEUTRAL	0- 0	0- 0	0- 0				
7- 4	0- 0	2- 1	CONFERENCE	0- 2	0- 1	5- 0				
5- 1	0- 0	2- 0	HOME	0- 1	0- 0	3- 0				
2- 3	0- 0	0- 1	AWAY	0- 1	0- 1	2- 0				
0- 0	0- 0	0- 0	NEUTRAL	0- 0	0- 0	0- 0				

RPI 1-25				RPI 26-50				RPI 51-100				Team's RPI: 74	RPI 101+			
RPI	S	Opponent	Score	RPI	S	Opponent	Score	RPI	S	Opponent	Score		RPI	S	Opponent	Score
1	H	Notre Dame	56 72	27	H	Central Mich.	62 59	59	A	Miami (OH)	64 65		113	A	Dayton	49 70
				31	A	Buffalo	63 73	69	A	Belmont	78 69		141	A	Akron	64 70
				33	H	Ohio	76 50	73	A	Maine	59 73		162	H	Stony Brook	80 48
								81	H	Kent St.	47 58		166	H	Duquesne	65 52
													191	H	Ball St.	65 58
													196	H	Eastern Mich.	63 43
													210	A	Bowling Green	79 65
													210	H	Bowling Green	76 56
													231	A	Memphis	58 48
													268	A	Cleveland St.	65 60
													277	A	Western Mich.	80 57
													294	A	Valparaiso	65 59
													331	H	Iona	84 38
													335	H	Detroit Mercy	77 60
LAST 12 Division I GAMES:																
				33	H	Ohio	76 50	210	A	Bowling Green	79 65					
				196	H	Eastern Mich.	63 43	277	A	Western Mich.	80 57					
				31	A	Buffalo	63 73	81	H	Kent St.	47 58					
				210	H	Bowling Green	76 56	59	A	Miami (OH)	64 65					
				141	A	Akron	64 70	191	H	Ball St.	65 58					
				27	H	Central Mich.	62 59	335	H	Detroit Mercy	77 60					

Non-Div I Games:

Toledo

Average RPI Win: 220	WON-LOST	WINNING	LAST 10	STRENGTH OF	OPP. STRENGTH	TEAM	ADJ.	CONF.	ADJ CONF.
Average RPI Loss: 117	RECORD	PCT. RANK	GAMES	SCHEDULE	OF SCHEDULE	RPI	RPI	RPI	RPI
DIV. I ONLY	13- 9	125	0- 1	209	114	114	114	10	10
DIV. I NON-CONF.	6- 5	143	0- 0	301	134	167	167	10	10
TOTALS	RPI 1-25	RPI 26-50	W-L RECORDS	RPI 51-100	RPI 101-150	RPI 150+			
13- 9	0- 1	0- 1	OVERALL	2- 2	0- 2	11- 3			
6- 1	0- 0	0- 0	HOME	1- 0	0- 0	5- 1			
7- 8	0- 1	0- 1	AWAY	1- 2	0- 2	6- 2			
0- 0	0- 0	0- 0	NEUTRAL	0- 0	0- 0	0- 0			
6- 5	0- 1	0- 0	NON-CONFERENCE	0- 1	0- 1	6- 2			
3- 0	0- 0	0- 0	HOME	0- 0	0- 0	3- 0			
3- 5	0- 1	0- 0	AWAY	0- 1	0- 1	3- 2			
0- 0	0- 0	0- 0	NEUTRAL	0- 0	0- 0	0- 0			
7- 4	0- 0	0- 1	CONFERENCE	2- 1	0- 1	5- 1			
3- 1	0- 0	0- 0	HOME	1- 0	0- 0	2- 1			
4- 3	0- 0	0- 1	AWAY	1- 1	0- 1	3- 0			
0- 0	0- 0	0- 0	NEUTRAL	0- 0	0- 0	0- 0			

RPI 1-25				RPI 26-50				RPI 51-100				RPI 101+ Team's RPI: 114			
RPI	S	Opponent	Score	RPI	S	Opponent	Score	RPI	S	Opponent	Score	RPI	S	Opponent	Score
10	A	Syracuse	55 98	35	A	James Madison	59 71	65	A	West Virginia	43 90	106	A	UNCW	73 77
								77	A	Drexel	55 54	117	A	Wake Forest	53 60
								80	A	Northeastern	68 77	153	A	Delaware	56 48
								80	H	Northeastern	88 83	164	H	William & Mary	69 80
												193	H	Elon	59 58
												204	H	Massachusetts	78 53
												208	A	George Washington	63 76
												217	A	Marshall	76 69
												245	A	Saint Joseph's	73 52
												252	A	Hofstra	68 56
												252	H	Hofstra	92 68
												265	A	Mt. St. Mary's	78 87
												287	H	La Salle	92 68
												292	A	Col. of Charleston	77 61
												303	H	Loyola Maryland	62 57
												311	A	UMBC	71 62
LAST 12 Division I GAMES:															
80	A	Northeastern	68 77	292	A	Col. of Charleston	77 61								
252	A	Hofstra	68 56	252	H	Hofstra	92 68								
35	A	James Madison	59 71	80	H	Northeastern	88 83								
164	H	William & Mary	69 80	153	A	Delaware	56 48								
193	H	Elon	59 58	77	A	Drexel	55 54								
106	A	UNCW	73 77	217	A	Marshall	76 69								

Non-Div I Games:

Towson

■ Loss,
■ Non-Conf, S Site,
■ Home
■ Away
N Neutral

Average RPI Win:	222	WON-LOST	WINNING	LAST 10	STRENGTH OF	OPP. STRENGTH	TEAM	ADJ.	CONF.	ADJ CONF.
Average RPI Loss:	84	RECORD	PCT. RANK	GAMES	SCHEDULE	OF SCHEDULE	RPI	RPI	RPI	RPI
DIV. I ONLY	16- 6	59	0- 1	217	131	95	95	12	12	
DIV. I NON-CONF.	8- 2	52	0- 0	292	162	108	108	15	15	
TOTALS	RPI 1-25	RPI 26-50	W-L RECORDS	RPI 51-100	RPI 101-150	RPI 150+				
16- 6	0- 1	1- 1	OVERALL	0- 1	1- 3	14- 0				
7- 2	0- 0	1- 0	HOME	0- 1	0- 1	6- 0				
7- 4	0- 1	0- 1	AWAY	0- 0	1- 2	6- 0				
2- 0	0- 0	0- 0	NEUTRAL	0- 0	0- 0	2- 0				
8- 2	0- 1	0- 0	NON-CONFERENCE	0- 1	0- 0	8- 0				
3- 1	0- 0	0- 0	HOME	0- 1	0- 0	3- 0				
3- 1	0- 1	0- 0	AWAY	0- 0	0- 0	3- 0				
2- 0	0- 0	0- 0	NEUTRAL	0- 0	0- 0	2- 0				
8- 4	0- 0	1- 1	CONFERENCE	0- 0	1- 3	6- 0				
4- 1	0- 0	1- 0	HOME	0- 0	0- 1	3- 0				
4- 3	0- 0	0- 1	AWAY	0- 0	1- 2	3- 0				
0- 0	0- 0	0- 0	NEUTRAL	0- 0	0- 0	0- 0				

RPI 1-25				RPI 26-50				RPI 51-100				Team's RPI: 95	RPI 101+			
RPI	S	Opponent	Score	RPI	S	Opponent	Score	RPI	S	Opponent	Score		RPI	S	Opponent	Score
18	A	Florida St.	67 103	50	A	Little Rock	72 76	51	H	Middle Tenn.	64 67		112	A	South Alabama	77 80
				50	H	Little Rock	71 66						136	A	Georgia St.	80 84
													136	H	Georgia St.	70 85
													142	A	Appalachian St.	83 72
													182	N	Sam Houston St.	84 79
													183	A	Arkansas St.	100 89
													183	H	Arkansas St.	87 79
													192	A	Coastal Caro.	82 81
													198	A	Ole Miss	71 54
													202	A	Jacksonville St.	89 63
													251	H	Alabama St.	116 46
													253	H	Louisiana	90 64
													254	A	ETSU	84 66
													272	H	Samford	72 52
													284	A	Ga. Southern	97 81
													290	H	Tennessee St.	92 67
													298	H	La.-Monroe	78 56
													310	N	Mississippi Val.	75 54
LAST 12 Division I GAMES:																
				136	H	Georgia St.	70 85					136	A	Georgia St.	80 84	
				183	A	Arkansas St.	100 89					284	A	Ga. Southern	97 81	
				50	A	Little Rock	72 76					183	H	Arkansas St.	87 79	
				112	A	South Alabama	77 80					50	H	Little Rock	71 66	
				253	H	Louisiana	90 64					142	A	Appalachian St.	83 72	
				298	H	La.-Monroe	78 56					192	A	Coastal Caro.	82 81	

Non-Div I Games: Talladega 91 70

Troy

Average RPI Win:	195	WON-LOST	WINNING	LAST 10	STRENGTH OF	OPP. STRENGTH	TEAM	ADJ.	CONF.	ADJ CONF.
Average RPI Loss:	96	RECORD	PCT. RANK	GAMES	SCHEDULE	OF SCHEDULE	RPI	RPI	RPI	RPI
DIV. I ONLY	11- 12	177	0- 1	83	95	147	147	9	9	
DIV. I NON-CONF.	6- 7	172	0- 1	53	85	121	121	9	9	
TOTALS	RPI 1-25	RPI 26-50	W-L RECORDS	RPI 51-100	RPI 101-150	RPI 150+				
11- 12	0- 2	0- 1	OVERALL	0- 5	2- 1	9- 3				
8- 4	0- 0	0- 1	HOME	0- 2	1- 0	7- 1				
2- 8	0- 2	0- 0	AWAY	0- 3	0- 1	2- 2				
1- 0	0- 0	0- 0	NEUTRAL	0- 0	1- 0	0- 0				
6- 7	0- 1	0- 1	NON-CONFERENCE	0- 4	1- 0	5- 1				
4- 2	0- 0	0- 1	HOME	0- 1	0- 0	4- 0				
1- 5	0- 1	0- 0	AWAY	0- 3	0- 0	1- 1				
1- 0	0- 0	0- 0	NEUTRAL	0- 0	1- 0	0- 0				
5- 5	0- 1	0- 0	CONFERENCE	0- 1	1- 1	4- 2				
4- 2	0- 0	0- 0	HOME	0- 1	1- 0	3- 1				
1- 3	0- 1	0- 0	AWAY	0- 0	0- 1	1- 1				
0- 0	0- 0	0- 0	NEUTRAL	0- 0	0- 0	0- 0				

RPI 1-25				RPI 26-50				RPI 51-100				RPI 101+ Team's RPI: 147			
RPI	S	Opponent	Score	RPI	S	Opponent	Score	RPI	S	Opponent	Score	RPI	S	Opponent	Score
15	A	UCF	44 60	50	H	Little Rock	53 63	61	A	SFA	34 76	103	A	Houston	44 76
16	A	Arizona St.	52 70					69	A	Belmont	53 78	129	H	Tulane	72 67
								78	H	Cincinnati	50 70	133	N	Alabama	80 73
								84	H	Arkansas	59 61	156	H	Abilene Christian	75 63
								99	A	American	52 68	168	H	Temple	61 75
												172	A	Oral Roberts	76 68
												183	A	Arkansas St.	60 73
												188	H	Saint Louis	86 75
												195	A	East Carolina	75 55
												206	H	Stetson	55 54
												222	H	SMU	49 35
												231	A	Memphis	56 59
												231	H	Memphis	46 39
												244	H	Wichita St.	63 49
												270	H	UTEP	66 45
LAST 12 Division I GAMES:															
16	A	Arizona St.	52 70	78	H	Cincinnati	50 70								
129	H	Tulane	72 67	15	A	UCF	44 60								
222	H	SMU	49 35	195	A	East Carolina	75 55								
231	A	Memphis	56 59	231	H	Memphis	46 39								
168	H	Temple	61 75	244	H	Wichita St.	63 49								
103	A	Houston	44 76	270	H	UTEP	66 45								

Non-Div I Games:

Tulsa

■ Loss,
 ■ Non-Conf, S Site,
 ■ Home
 ■ Away
 N Neutral

Average RPI Win:	243	WON-LOST	WINNING	LAST 10	STRENGTH OF	OPP. STRENGTH	TEAM	ADJ.	CONF.	ADJ CONF.
Average RPI Loss:	88	RECORD	PCT. RANK	GAMES	SCHEDULE	OF SCHEDULE	RPI	RPI	RPI	RPI
DIV. I ONLY	19- 5	32	0- 1	301	187	119	119	14	14	
DIV. I NON-CONF.	11- 1	13	0- 1	336	258	123	123	17	17	
TOTALS	RPI 1-25	RPI 26-50	W-L RECORDS	RPI 51-100	RPI 101-150	RPI 150+				
19- 5	0- 0	0- 1	OVERALL	2- 2	1- 1	16- 1				
8- 2	0- 0	0- 1	HOME	0- 0	1- 1	7- 0				
9- 2	0- 0	0- 0	AWAY	2- 1	0- 0	7- 1				
2- 1	0- 0	0- 0	NEUTRAL	0- 1	0- 0	2- 0				
11- 1	0- 0	0- 0	NON-CONFERENCE	1- 1	1- 0	9- 0				
5- 0	0- 0	0- 0	HOME	0- 0	1- 0	4- 0				
4- 0	0- 0	0- 0	AWAY	1- 0	0- 0	3- 0				
2- 1	0- 0	0- 0	NEUTRAL	0- 1	0- 0	2- 0				
8- 4	0- 0	0- 1	CONFERENCE	1- 1	0- 1	7- 1				
3- 2	0- 0	0- 1	HOME	0- 0	0- 1	3- 0				
5- 2	0- 0	0- 0	AWAY	1- 1	0- 0	4- 1				
0- 0	0- 0	0- 0	NEUTRAL	0- 0	0- 0	0- 0				

RPI S	Opponent	Score	RPI S	Opponent	Score	RPI S	Opponent	Score	RPI S	Opponent	Score	Team's RPI: 119
36	H Rice	43 55	51	A Middle Tenn.	44 60	142	H Appalachian St.	80 61				
			53	N Tennessee	69 73	150	H Louisiana Tech	68 73				
			70	A Old Dominion	69 61	151	A Charlotte	56 60				
			72	A FGCU	62 60	158	N Oklahoma	89 84				
						174	H North Texas	70 60				
						190	H Southern Miss.	71 60				
						217	H Marshall	77 59				
						231	H Memphis	85 54				
						251	A Alabama St.	62 47				
						270	A UTEP	74 48				
						272	A Samford	66 41				
						295	A Fla. Atlantic	89 64				
						300	A UTSA	59 42				
						302	H Alabama A&M	82 47				
						318	A FIU	83 59				
						326	H McNeese	91 48				
						327	N Coppin St.	86 61				
						348	A Chicago St.	90 45				
						350	H Alcorn	80 53				
LAST 12 Division I GAMES:												
53	N Tennessee	69 73	174	H North Texas	70 60							
217	H Marshall	77 59	300	A UTSA	59 42							
151	A Charlotte	56 60	270	A UTEP	74 48							
70	A Old Dominion	69 61	190	H Southern Miss.	71 60							
51	A Middle Tenn.	44 60	150	H Louisiana Tech	68 73							
36	H Rice	43 55	318	A FIU	83 59							

Non-Div I Games: Ala.-Huntsville 83 58

UAB

Loss, Non-Conf, S Site, H Home A Away N Neutral

Average RPI Win:	216	WON-LOST	WINNING	LAST 10	STRENGTH OF	OPP. STRENGTH	TEAM	ADJ.	CONF.	ADJ CONF.
Average RPI Loss:	124	RECORD	PCT. RANK	GAMES	SCHEDULE	OF SCHEDULE	RPI	RPI	RPI	RPI
DIV. I ONLY	17- 6	52	0- 1	216	150	82	82	20	20	
DIV. I NON-CONF.	7- 5	132	0- 1	212	58	119	119	20	20	
TOTALS	RPI 1-25	RPI 26-50	W-L RECORDS	RPI 51-100	RPI 101-150	RPI 150+				
17- 6	0- 1	1- 0	OVERALL	0- 1	1- 2	15- 2				
8- 1	0- 0	1- 0	HOME	0- 1	0- 0	7- 0				
8- 5	0- 1	0- 0	AWAY	0- 0	1- 2	7- 2				
1- 0	0- 0	0- 0	NEUTRAL	0- 0	0- 0	1- 0				
7- 5	0- 1	1- 0	NON-CONFERENCE	0- 1	1- 2	5- 1				
3- 1	0- 0	1- 0	HOME	0- 1	0- 0	2- 0				
3- 4	0- 1	0- 0	AWAY	0- 0	1- 2	2- 1				
1- 0	0- 0	0- 0	NEUTRAL	0- 0	0- 0	1- 0				
10- 1	0- 0	0- 0	CONFERENCE	0- 0	0- 0	10- 1				
5- 0	0- 0	0- 0	HOME	0- 0	0- 0	5- 0				
5- 1	0- 0	0- 0	AWAY	0- 0	0- 0	5- 1				
0- 0	0- 0	0- 0	NEUTRAL	0- 0	0- 0	0- 0				

RPI 1-25				RPI 26-50				RPI 51-100				Team's RPI: 82	RPI 101+			
RPI	S	Opponent	Score	RPI	S	Opponent	Score	RPI	S	Opponent	Score		RPI	S	Opponent	Score
5	A	Stanford	43 71	47	H	Saint Mary's (CA)	76 74	88	H	Pacific	80 83		104	A	Loyola Marymount	53 60
													124	A	Washington St.	75 62
													134	A	Portland St.	50 65
													160	H	UC Irvine	80 57
													161	A	CSUN	60 49
													161	H	CSUN	70 54
													163	A	UC Riverside	67 59
													163	H	UC Riverside	72 59
													170	A	Montana	56 62
													225	A	Sacramento St.	109 60
													238	N	Nevada	84 68
													240	A	Cal St. Fullerton	75 39
													240	H	Cal St. Fullerton	75 51
													242	A	Hawaii	60 65
													247	A	San Francisco	70 68
													263	H	Long Beach St.	70 50
													282	H	Southern Utah	68 45
													296	A	UC Santa Barbara	70 44
													312	A	Cal Poly	85 61
													342	H	Seattle U	76 59
LAST 12 Division I GAMES:																
				170	A	Montana	56 62					240	A	Cal St. Fullerton	75 39	
				163	H	UC Riverside	72 59					161	A	CSUN	60 49	
				312	A	Cal Poly	85 61					160	H	UC Irvine	80 57	
				296	A	UC Santa Barbara	70 44					240	H	Cal St. Fullerton	75 51	
				161	H	CSUN	70 54					242	A	Hawaii	60 65	
				263	H	Long Beach St.	70 50					163	A	UC Riverside	67 59	

Non-Div I Games: Dominican (CA) 92 42

UC Davis

■ Loss,
 ■ Non-Conf,
 ■ S Site,
 ■ Home
 ■ A Away
 N Neutral

Average RPI Win:	255	WON-LOST	WINNING	LAST 10	STRENGTH OF	OPP. STRENGTH	TEAM	ADJ.	CONF.	ADJ CONF.
Average RPI Loss:	139	RECORD	PCT. RANK	GAMES	SCHEDULE	OF SCHEDULE	RPI	RPI	RPI	RPI
DIV. I ONLY	15- 5	45	1- 0	333	217	160	160	20	20	
DIV. I NON-CONF.	9- 2	43	0- 0	318	225	141	141	20	20	
TOTALS	RPI 1-25	RPI 26-50	W-L RECORDS	RPI 51-100	RPI 101-150	RPI 150+				
15- 5	0- 1	0- 0	OVERALL	0- 1	1- 0	14- 3				
8- 2	0- 0	0- 0	HOME	0- 0	0- 0	8- 2				
5- 3	0- 1	0- 0	AWAY	0- 1	1- 0	4- 1				
2- 0	0- 0	0- 0	NEUTRAL	0- 0	0- 0	2- 0				
9- 2	0- 1	0- 0	NON-CONFERENCE	0- 0	1- 0	8- 1				
4- 1	0- 0	0- 0	HOME	0- 0	0- 0	4- 1				
3- 1	0- 1	0- 0	AWAY	0- 0	1- 0	2- 0				
2- 0	0- 0	0- 0	NEUTRAL	0- 0	0- 0	2- 0				
6- 3	0- 0	0- 0	CONFERENCE	0- 1	0- 0	6- 2				
4- 1	0- 0	0- 0	HOME	0- 0	0- 0	4- 1				
2- 2	0- 0	0- 0	AWAY	0- 1	0- 0	2- 1				
0- 0	0- 0	0- 0	NEUTRAL	0- 0	0- 0	0- 0				

RPI 1-25				RPI 26-50				RPI 51-100				RPI 101+ Team's RPI: 160			
RPI	S	Opponent	Score	RPI	S	Opponent	Score	RPI	S	Opponent	Score	RPI	S	Opponent	Score
4	A	Oregon	69 115					82	A	UC Davis	57 80	134	A	Portland St.	73 68
												161	H	CSUN	65 61
												163	A	UC Riverside	72 88
												167	A	Portland	84 69
												171	N	Indiana St.	77 61
												201	H	UNLV	57 55
												203	H	San Diego St.	70 78
												240	H	Cal St. Fullerton	65 61
												242	H	Hawaii	68 70
												263	A	Long Beach St.	48 46
												279	H	CSU Bakersfield	85 78
												282	H	Southern Utah	75 58
												296	H	UC Santa Barbara	74 68
												312	A	Cal Poly	75 59
												312	H	Cal Poly	73 57
												316	A	San Jose St.	74 66
												342	H	Seattle U	65 60
												351	N	LIU Brooklyn	84 71
LAST 12 Division I GAMES:															
263	A	Long Beach St.	48 46	163	A	UC Riverside	72 88								
240	H	Cal St. Fullerton	65 61	161	H	CSUN	65 61								
242	H	Hawaii	68 70	312	A	Cal Poly	75 59								
296	H	UC Santa Barbara	74 68	342	H	Seattle U	65 60								
312	H	Cal Poly	73 57	4	A	Oregon	69 115								
82	A	UC Davis	57 80	134	A	Portland St.	73 68								

Non-Div I Games: LIFE Pacific 105 31

UC Irvine

■ Loss,
■ Non-Conf,
■ S Site,
■ Home
■ A Away
N Neutral

UC Riverside

Through Games Of Feb. 14, 2019

Average RPI Win:	237	WON-LOST	WINNING	LAST 10	STRENGTH OF	OPP. STRENGTH	TEAM	ADJ.	CONF.	ADJ CONF.
Average RPI Loss:	129	RECORD	PCT. RANK	GAMES	SCHEDULE	OF SCHEDULE	RPI	RPI	RPI	RPI
DIV. I ONLY	11- 12	177	1- 0	139	207	163	163	20	20	
DIV. I NON-CONF.	6- 8	199	1- 0	131	178	157	157	20	20	
TOTALS	RPI 1-25	RPI 26-50	W-L RECORDS	RPI 51-100	RPI 101-150	RPI 150+				
11- 12	0- 2	0- 1	OVERALL	0- 3	0- 1	11- 5				
6- 2	0- 0	0- 0	HOME	0- 1	0- 0	6- 1				
4- 7	0- 0	0- 1	AWAY	0- 2	0- 1	4- 3				
1- 3	0- 2	0- 0	NEUTRAL	0- 0	0- 0	1- 1				
6- 8	0- 2	0- 1	NON-CONFERENCE	0- 1	0- 1	6- 3				
3- 0	0- 0	0- 0	HOME	0- 0	0- 0	3- 0				
2- 5	0- 0	0- 1	AWAY	0- 1	0- 1	2- 2				
1- 3	0- 2	0- 0	NEUTRAL	0- 0	0- 0	1- 1				
5- 4	0- 0	0- 0	CONFERENCE	0- 2	0- 0	5- 2				
3- 2	0- 0	0- 0	HOME	0- 1	0- 0	3- 1				
2- 2	0- 0	0- 0	AWAY	0- 1	0- 0	2- 1				
0- 0	0- 0	0- 0	NEUTRAL	0- 0	0- 0	0- 0				

RPI S	Opponent	Score	RPI S	Opponent	Score	RPI S	Opponent	Score	RPI S	Opponent	Score	Team's RPI: 163
4 N	Oregon	44 94	38 A	BYU	70 72	55 A	Southern California	55 73	111 A	Oklahoma St.	51 76	
19 N	Texas A&M	63 70				82 A	UC Davis	59 72	155 H	New Mexico St.	65 64	
						82 H	UC Davis	59 67	160 H	UC Irvine	88 72	
									161 A	CSUN	56 69	
									180 N	Eastern Wash.	57 45	
									192 H	Coastal Caro.	62 43	
									194 N	Milwaukee	54 56	
									240 H	Cal St. Fullerton	62 59	
									242 A	Hawaii	60 55	
									259 A	California Baptist	57 65	
									263 A	Long Beach St.	73 59	
									263 H	Long Beach St.	45 63	
									279 A	CSU Bakersfield	79 67	
									282 H	Southern Utah	56 50	
									285 A	Utah Valley	53 56	
									296 H	UC Santa Barbara	73 60	
									322 A	Weber St.	71 39	
LAST 12 Division I GAMES:												
282 H	Southern Utah	56 50	161 A	CSUN	56 69							
82 A	UC Davis	59 72	160 H	UC Irvine	88 72							
240 H	Cal St. Fullerton	62 59	263 H	Long Beach St.	45 63							
296 H	UC Santa Barbara	73 60	82 H	UC Davis	59 67							
242 A	Hawaii	60 55	279 A	CSU Bakersfield	79 67							
263 A	Long Beach St.	73 59	155 H	New Mexico St.	65 64							

Non-Div I Games:

UC Riverside

■ Loss,
 ■ Non-Conf,
 ■ S Site,
 ■ Home
 ■ A Away
 N Neutral

Average RPI Win: 233		WON-LOST	WINNING	LAST 10	STRENGTH OF	OPP. STRENGTH	TEAM	ADJ.	CONF.	ADJ CONF.
Average RPI Loss: 173		RECORD	PCT. RANK	GAMES	SCHEDULE	OF SCHEDULE	RPI	RPI	RPI	RPI
DIV. I ONLY		5- 18	311	1- 0	195	241	296	296	20	20
DIV. I NON-CONF.		3- 10	278	1- 0	161	245	275	275	20	20
TOTALS		RPI 1-25	RPI 26-50	W-L RECORDS	RPI 51-100	RPI 101-150	RPI 150+			
5- 18	0- 0		0- 2	OVERALL	0- 3	0- 1	5- 12			
3- 8	0- 0		0- 1	HOME	0- 1	0- 1	3- 5			
1- 10	0- 0		0- 1	AWAY	0- 2	0- 0	1- 7			
1- 0	0- 0		0- 0	NEUTRAL	0- 0	0- 0	1- 0			
3- 10	0- 0		0- 2	NON-CONFERENCE	0- 2	0- 1	3- 5			
1- 5	0- 0		0- 1	HOME	0- 0	0- 1	1- 3			
1- 5	0- 0		0- 1	AWAY	0- 2	0- 0	1- 2			
1- 0	0- 0		0- 0	NEUTRAL	0- 0	0- 0	1- 0			
2- 8	0- 0		0- 0	CONFERENCE	0- 1	0- 0	2- 7			
2- 3	0- 0		0- 0	HOME	0- 1	0- 0	2- 2			
0- 5	0- 0		0- 0	AWAY	0- 0	0- 0	0- 5			
0- 0	0- 0		0- 0	NEUTRAL	0- 0	0- 0	0- 0			

RPI 1-25				RPI 26-50				RPI 51-100				RPI 101+				Team's RPI: 296	
RPI	S	Opponent	Score	RPI	S	Opponent	Score	RPI	S	Opponent	Score	RPI	S	Opponent	Score		
				34	A	California	45 69	55	A	Southern California	39 82	104	H	Loyola Marymount	57 70		
				47	H	Saint Mary's (CA)	55 80	82	H	UC Davis	44 70	155	H	New Mexico St.	73 81		
								88	A	Pacific	53 69	160	A	UC Irvine	68 74		
												161	A	CSUN	65 73		
												161	H	CSUN	61 60		
												163	A	UC Riverside	60 73		
												199	N	Dartmouth	62 56		
												201	A	UNLV	51 69		
												203	A	San Diego St.	63 58		
												240	H	Cal St. Fullerton	52 59		
												242	A	Hawaii	49 72		
												242	H	Hawaii	35 47		
												259	H	California Baptist	64 76		
												263	H	Long Beach St.	60 54		
												279	H	CSU Bakersfield	48 56		
												285	A	Utah Valley	54 63		
												312	A	Cal Poly	67 75		
												337	H	Grand Canyon	66 55		
LAST 12 Division I GAMES:																	
				199	N	Dartmouth	62 56	242	H	Hawaii	35 47						
				242	A	Hawaii	49 72	240	H	Cal St. Fullerton	52 59						
				161	H	CSUN	61 60	263	H	Long Beach St.	60 54						
				82	H	UC Davis	44 70	312	A	Cal Poly	67 75						
				163	A	UC Riverside	60 73	161	A	CSUN	65 73						
				160	A	UC Irvine	68 74	155	H	New Mexico St.	73 81						

Non-Div I Games:

UC Santa Barbara

Loss, Non-Conf, S Site, H Home A Away N Neutral

Average RPI Win: 157		WON-LOST	WINNING	LAST 10	STRENGTH OF	OPP. STRENGTH	TEAM	ADJ.	CONF.	ADJ CONF.
Average RPI Loss: 43		RECORD	PCT. RANK	GAMES	SCHEDULE	OF SCHEDULE	RPI	RPI	RPI	RPI
DIV. I ONLY		20- 4	17	0- 1	63	73	15	15	9	9
DIV. I NON-CONF.		11- 2	32	0- 0	65	33	15	15	9	9
TOTALS		RPI 1-25	RPI 26-50		W-L RECORDS		RPI 51-100	RPI 101-150		RPI 150+
20- 4	0- 2	1- 1		OVERALL		3- 0	6- 1		10- 0	
9- 0	0- 0	1- 0		HOME		2- 0	4- 0		2- 0	
10- 3	0- 1	0- 1		AWAY		1- 0	2- 1		7- 0	
1- 1	0- 1	0- 0		NEUTRAL		0- 0	0- 0		1- 0	
11- 2	0- 1	1- 1		NON-CONFERENCE		2- 0	2- 0		6- 0	
4- 0	0- 0	1- 0		HOME		1- 0	1- 0		1- 0	
6- 1	0- 0	0- 1		AWAY		1- 0	1- 0		4- 0	
1- 1	0- 1	0- 0		NEUTRAL		0- 0	0- 0		1- 0	
9- 2	0- 1	0- 0		CONFERENCE		1- 0	4- 1		4- 0	
5- 0	0- 0	0- 0		HOME		1- 0	3- 0		1- 0	
4- 2	0- 1	0- 0		AWAY		0- 0	1- 1		3- 0	
0- 0	0- 0	0- 0		NEUTRAL		0- 0	0- 0		0- 0	

RPI	S	Opponent	Score	RPI	S	Opponent	Score	RPI	S	Opponent	Score	RPI	S	Opponent	Score
6	A	UConn	57 93	27	A	Central Mich.	68 75	64	A	Quinnipiac	47 45	103	H	Houston	58 56
10	N	Syracuse	52 57	42	H	Villanova	71 56	78	H	Cincinnati	56 55	121	A	Pittsburgh	61 58
								88	H	Pacific	64 57	129	A	Tulane	59 61
												144	H	Chattanooga	75 37
												147	H	Tulsa	60 44
												148	A	South Fla.	62 49
												148	H	South Fla.	66 63
												153	A	Delaware	71 60
												159	A	Mercer	76 42
												166	A	Duquesne	71 63
												195	A	East Carolina	61 58
												206	A	Stetson	78 55
												222	A	SMU	66 54
												222	H	SMU	55 43
												231	A	Memphis	68 55
												243	N	Liberty	53 45
												256	H	Richmond	70 48
LAST 12 Division I GAMES:															
129	A	Tulane	59 61	222	H	SMU	55 43								
222	A	SMU	66 54	147	H	Tulsa	60 44								
148	H	South Fla.	66 63	78	H	Cincinnati	56 55								
103	H	Houston	58 56	148	A	South Fla.	62 49								
6	A	UConn	57 93	231	A	Memphis	68 55								
195	A	East Carolina	61 58	64	A	Quinnipiac	47 45								

Non-Div I Games:

UCF

■ Loss,
■ Non-Conf,
■ S Site,
■ H Home
■ A Away
N Neutral

Average RPI Win:	118	WON-LOST	WINNING	LAST 10	STRENGTH OF	OPP. STRENGTH	TEAM	ADJ.	CONF.	ADJ CONF.
Average RPI Loss:	49	RECORD	PCT. RANK	GAMES	SCHEDULE	OF SCHEDULE	RPI	RPI	RPI	RPI
DIV. I ONLY	15- 9	104	1- 0	20	21	40	40	2	2	
DIV. I NON-CONF.	7- 5	132	0- 0	81	52	106	106	2	2	
TOTALS	RPI 1-25	RPI 26-50	W-L RECORDS	RPI 51-100	RPI 101-150	RPI 150+				
15- 9	1- 3	2- 3	OVERALL	3- 1	7- 2	2- 0				
8- 4	0- 1	1- 2	HOME	0- 1	6- 0	1- 0				
7- 2	1- 1	1- 0	AWAY	3- 0	1- 1	1- 0				
0- 3	0- 1	0- 1	NEUTRAL	0- 0	0- 1	0- 0				
7- 5	0- 1	1- 2	NON-CONFERENCE	0- 0	4- 2	2- 0				
6- 1	0- 0	1- 1	HOME	0- 0	4- 0	1- 0				
1- 1	0- 0	0- 0	AWAY	0- 0	0- 1	1- 0				
0- 3	0- 1	0- 1	NEUTRAL	0- 0	0- 1	0- 0				
8- 4	1- 2	1- 1	CONFERENCE	3- 1	3- 0	0- 0				
2- 3	0- 1	0- 1	HOME	0- 1	2- 0	0- 0				
6- 1	1- 1	1- 0	AWAY	3- 0	1- 0	0- 0				
0- 0	0- 0	0- 0	NEUTRAL	0- 0	0- 0	0- 0				

RPI 1-25				RPI 26-50				Team's RPI: 40				RPI 51-100				RPI 101+			
RPI	S	Opponent	Score	RPI	S	Opponent	Score	RPI	S	Opponent	Score	RPI	S	Opponent	Score	RPI	S	Opponent	Score
4	H	Oregon	52 72	29	N	North Carolina	49 83	52	A	Utah	100 90	104	A	Loyola Marymount	63 69				
5	A	Stanford	80 86	30	H	Oregon St.	73 83	55	A	Southern California	72 65	108	H	Georgia	80 69				
16	A	Arizona St.	61 59	34	A	California	84 79	55	H	Southern California	67 72	110	H	Fresno St.	89 80				
22	N	Kentucky	74 75	36	H	Rice	59 50	79	A	Arizona	98 93	111	H	Oklahoma St.	71 59				
				44	H	Indiana	65 67					118	H	Seton Hall	78 62				
												124	H	Washington St.	83 56				
												140	A	Colorado	64 60				
												143	H	Washington	76 60				
												148	N	South Fla.	56 60				
												312	H	Cal Poly	81 35				
												336	A	UIC	78 47				
LAST 12 Division I GAMES:																			
				52	A	Utah	100 90	55	H	Southern California	67 72								
				140	A	Colorado	64 60	4	H	Oregon	52 72								
				143	H	Washington	76 60	30	H	Oregon St.	73 83								
				124	H	Washington St.	83 56	5	A	Stanford	80 86								
				79	A	Arizona	98 93	34	A	California	84 79								
				16	A	Arizona St.	61 59	55	A	Southern California	72 65								

Non-Div I Games:

UCLA

■ Loss,
 ■ Non-Conf,
 ■ S Site,
 ■ H Home
 ■ A Away
 N Neutral

Average RPI Win:	114	WON-LOST	WINNING	LAST 10	STRENGTH OF	OPP. STRENGTH	TEAM	ADJ.	CONF.	ADJ CONF.
Average RPI Loss:	3	RECORD	PCT. RANK	GAMES	SCHEDULE	OF SCHEDULE	RPI	RPI	RPI	RPI
DIV. I ONLY	22- 2	6	1- 0	31	8	6	6	9	9	
DIV. I NON-CONF.	12- 2	31	1- 0	27	1	7	7	9	9	
TOTALS	RPI 1-25	RPI 26-50	W-L RECORDS	RPI 51-100	RPI 101-150	RPI 150+				
22- 2	3- 2	2- 0	OVERALL	4- 0	5- 0	8- 0				
10- 0	2- 0	1- 0	HOME	2- 0	2- 0	3- 0				
8- 2	1- 2	1- 0	AWAY	1- 0	2- 0	3- 0				
4- 0	0- 0	0- 0	NEUTRAL	1- 0	1- 0	2- 0				
12- 2	2- 2	2- 0	NON-CONFERENCE	2- 0	2- 0	4- 0				
4- 0	1- 0	1- 0	HOME	1- 0	1- 0	0- 0				
4- 2	1- 2	1- 0	AWAY	0- 0	0- 0	2- 0				
4- 0	0- 0	0- 0	NEUTRAL	1- 0	1- 0	2- 0				
10- 0	1- 0	0- 0	CONFERENCE	2- 0	3- 0	4- 0				
6- 0	1- 0	0- 0	HOME	1- 0	1- 0	3- 0				
4- 0	0- 0	0- 0	AWAY	1- 0	2- 0	1- 0				
0- 0	0- 0	0- 0	NEUTRAL	0- 0	0- 0	0- 0				

RPI	S	Opponent	Score	RPI	S	Opponent	Score	RPI	S	Opponent	Score	RPI	S	Opponent	Score
1	A	Notre Dame	89 71	32	H	DePaul	99 63	66	N	Purdue	86 40	103	A	Houston	81 61
2	A	Baylor	57 68	34	A	California	76 66	78	A	Cincinnati	65 55	109	N	St. John's (NY)	65 55
3	A	Louisville	69 78					78	H	Cincinnati	82 38	118	H	Seton Hall	99 61
14	H	South Carolina	97 79					91	H	Ohio St.	85 53	129	A	Tulane	75 33
15	H	UCF	93 57									148	H	South Fla.	63 46
Team's RPI: 6															
LAST 12 Division I GAMES:															
14	H	South Carolina	97 79	222	H	SMU	79 39	168	A	Temple	88 67	195	H	East Carolina	118 55
168	H	Temple	109 74	168	A	Temple	88 67	129	A	Tulane	75 33	198	N	Ole Miss	90 50
195	H	East Carolina	118 55	129	A	Tulane	75 33	148	H	South Fla.	63 46	222	H	SMU	79 39
78	A	Cincinnati	65 55	148	H	South Fla.	63 46	78	H	Cincinnati	82 38				
3	A	Louisville	69 78	78	H	Cincinnati	82 38	103	A	Houston	81 61				
15	H	UCF	93 57	103	A	Houston	81 61								

Non-Div I Games:

UConn

■ Loss,
 ■ Non-Conf, S Site,
 ■ Home
 ■ Away
 N Neutral

Average RPI Win:	309	WON-LOST	WINNING	LAST 10	STRENGTH OF	OPP. STRENGTH	TEAM	ADJ.	CONF.	ADJ CONF.
Average RPI Loss:	179	RECORD	PCT. RANK	GAMES	SCHEDULE	OF SCHEDULE	RPI	RPI	RPI	RPI
DIV. I ONLY	3- 22	338	0- 1	278	219	336	336	21	21	
DIV. I NON-CONF.	2- 9	297	0- 0	236	198	308	308	18	18	
TOTALS	RPI 1-25	RPI 26-50	W-L RECORDS	RPI 51-100	RPI 101-150	RPI 150+				
3- 22	0- 1	0- 1	OVERALL	0- 5	0- 3	3- 12				
2- 8	0- 0	0- 1	HOME	0- 2	0- 1	2- 4				
1- 12	0- 1	0- 0	AWAY	0- 3	0- 2	1- 6				
0- 2	0- 0	0- 0	NEUTRAL	0- 0	0- 0	0- 2				
2- 9	0- 1	0- 1	NON-CONFERENCE	0- 2	0- 0	2- 5				
1- 3	0- 0	0- 1	HOME	0- 1	0- 0	1- 1				
1- 4	0- 1	0- 0	AWAY	0- 1	0- 0	1- 2				
0- 2	0- 0	0- 0	NEUTRAL	0- 0	0- 0	0- 2				
1- 13	0- 0	0- 0	CONFERENCE	0- 3	0- 3	1- 7				
1- 5	0- 0	0- 0	HOME	0- 1	0- 1	1- 3				
0- 8	0- 0	0- 0	AWAY	0- 2	0- 2	0- 4				
0- 0	0- 0	0- 0	NEUTRAL	0- 0	0- 0	0- 0				

RPI 1-25				RPI 26-50				RPI 51-100				RPI 101+ Team's RPI: 336			
RPI	S	Opponent	Score	RPI	S	Opponent	Score	RPI	S	Opponent	Score	RPI	S	Opponent	Score
7	A	Marquette	32 96	40	H	UCLA	47 78	59	H	Miami (OH)	56 65	123	A	IUPUI	43 71
								63	A	Green Bay	32 62	125	A	Youngstown St.	29 81
								76	A	Wright St.	47 72	125	H	Youngstown St.	59 83
								76	H	Wright St.	46 79	171	A	Indiana St.	53 60
								89	A	Northwestern	44 87	194	A	Milwaukee	53 72
												196	A	Eastern Mich.	38 52
												249	H	Loyola Chicago	60 75
												268	A	Cleveland St.	53 71
												268	H	Cleveland St.	48 74
												274	A	Northern Ky.	44 78
												274	H	Northern Ky.	49 67
												288	N	Jackson St.	57 72
												293	N	Fairfield	60 68
												294	H	Valparaiso	75 65
												299	H	Oakland	69 65
												334	A	Evansville	62 54
												335	A	Detroit Mercy	45 62
												335	H	Detroit Mercy	36 42
LAST 12 Division I GAMES:															
335	A	Detroit Mercy	45 62	63	A	Green Bay	32 62								
125	H	Youngstown St.	59 83	123	A	IUPUI	43 71								
268	H	Cleveland St.	48 74	335	H	Detroit Mercy	36 42								
274	A	Northern Ky.	44 78	299	H	Oakland	69 65								
76	A	Wright St.	47 72	268	A	Cleveland St.	53 71								
194	A	Milwaukee	53 72	125	A	Youngstown St.	29 81								

Non-Div I Games:

UIC

■ Loss,
 ■ Non-Conf,
 ■ S Site,
 ■ H Home
 ■ A Away
 N Neutral

Average RPI Win:	310	WON-LOST	WINNING	LAST 10	STRENGTH OF	OPP. STRENGTH	TEAM	ADJ.	CONF.	ADJ CONF.
Average RPI Loss:	174	RECORD	PCT. RANK	GAMES	SCHEDULE	OF SCHEDULE	RPI	RPI	RPI	RPI
DIV. I ONLY	5- 16	306	0- 1	276	255	311	311	23	23	
DIV. I NON-CONF.	4- 6	212	0- 0	303	267	280	280	25	25	
TOTALS	RPI 1-25	RPI 26-50	W-L RECORDS	RPI 51-100	RPI 101-150	RPI 150+				
5- 16	0- 1	0- 0	OVERALL	0- 3	0- 3	5- 9				
1- 9	0- 0	0- 0	HOME	0- 1	0- 2	1- 6				
2- 7	0- 1	0- 0	AWAY	0- 2	0- 1	2- 3				
2- 0	0- 0	0- 0	NEUTRAL	0- 0	0- 0	2- 0				
4- 6	0- 1	0- 0	NON-CONFERENCE	0- 1	0- 1	4- 3				
0- 4	0- 0	0- 0	HOME	0- 0	0- 1	0- 3				
2- 2	0- 1	0- 0	AWAY	0- 1	0- 0	2- 0				
2- 0	0- 0	0- 0	NEUTRAL	0- 0	0- 0	2- 0				
1- 10	0- 0	0- 0	CONFERENCE	0- 2	0- 2	1- 6				
1- 5	0- 0	0- 0	HOME	0- 1	0- 1	1- 3				
0- 5	0- 0	0- 0	AWAY	0- 1	0- 1	0- 3				
0- 0	0- 0	0- 0	NEUTRAL	0- 0	0- 0	0- 0				

RPI 1-25				RPI 26-50				RPI 51-100				RPI 101+ Team's RPI: 311			
RPI	S	Opponent	Score	RPI	S	Opponent	Score	RPI	S	Opponent	Score	RPI	S	Opponent	Score
17	A	Maryland	61 92					73	A	Maine	44 84	107	A	Hartford	47 92
								73	H	Maine	45 58	107	H	Hartford	52 66
								99	A	American	42 64	114	H	Towson	62 71
												162	A	Stony Brook	44 57
												176	H	UMES	67 73
												234	A	Albany (NY)	44 64
												252	H	Hofstra	42 45
												255	A	Binghamton	45 67
												255	H	Binghamton	46 58
												265	H	Mt. St. Mary's	52 65
												267	H	Vermont	44 58
												297	A	Morgan St.	73 68
												300	N	UTSA	72 58
												305	N	Kennesaw St.	57 53
												320	H	New Hampshire	64 62
												325	H	UMass Lowell	55 67
												327	A	Coppin St.	57 52
LAST 12 Division I GAMES:															
255	H	Binghamton	46 58	234	A	Albany (NY)	44 64								
73	H	Maine	45 58	255	A	Binghamton	45 67								
107	A	Hartford	47 92	325	H	UMass Lowell	55 67								
162	A	Stony Brook	44 57	107	H	Hartford	52 66								
320	H	New Hampshire	64 62	73	A	Maine	44 84								
267	H	Vermont	44 58	176	H	UMES	67 73								

Non-Div I Games: Notre Dame (MD) 81 43 Eastern 81 42 Gettysburg 65 51

UMBC

Loss, Non-Conf, S Site, H Home A Away N Neutral

UMES				STRENGTH OF SCHEDULE	OPP. STRENGTH OF SCHEDULE	TEAM RPI	ADJ. RPI	CONF. RPI	ADJ CONF. RPI
Average RPI Win:	294	WON-LOST RECORD	WINNING PCT. RANK						
Average RPI Loss:	156		LAST 10 GAMES						
DIV. I ONLY	12- 11	158	0- 1	262	327	176	176	32	32
DIV. I NON-CONF.	2- 9	297	0- 0	225	84	261	261	32	32

TOTALS	RPI 1-25	RPI 26-50	W-L RECORDS	RPI 51-100	RPI 101-150	RPI 150+			
12- 11	0- 2	0- 1	OVERALL	0- 1	0- 1	12- 6			
4- 2	0- 0	0- 1	HOME	0- 0	0- 0	4- 1			
8- 9	0- 2	0- 0	AWAY	0- 1	0- 1	8- 5			
0- 0	0- 0	0- 0	NEUTRAL	0- 0	0- 0	0- 0			
2- 9	0- 2	0- 1	NON-CONFERENCE	0- 1	0- 1	2- 4			
0- 1	0- 0	0- 1	HOME	0- 0	0- 0	0- 0			
2- 8	0- 2	0- 0	AWAY	0- 1	0- 1	2- 4			
0- 0	0- 0	0- 0	NEUTRAL	0- 0	0- 0	0- 0			
10- 2	0- 0	0- 0	CONFERENCE	0- 0	0- 0	10- 2			
4- 1	0- 0	0- 0	HOME	0- 0	0- 0	4- 1			
6- 1	0- 0	0- 0	AWAY	0- 0	0- 0	6- 1			
0- 0	0- 0	0- 0	NEUTRAL	0- 0	0- 0	0- 0			

RPI 1-25				RPI 26-50				RPI 51-100				RPI 101+ Team's RPI: 176			
RPI	S	Opponent	Score	RPI	S	Opponent	Score	RPI	S	Opponent	Score	RPI	S	Opponent	Score
10	A	Syracuse	51 96	31	H	Buffalo	63 69	90	A	Georgetown	55 74	117	A	Wake Forest	67 78
21	A	Miami (FL)	53 71									195	A	East Carolina	69 84
												215	A	George Mason	49 70
												220	A	N.C. A&T	58 70
												220	H	N.C. A&T	49 51
												230	A	Howard	80 73
												230	H	Howard	80 72
												239	A	Bethune-Cookman	64 52
												256	A	Richmond	55 57
												265	A	Mt. St. Mary's	86 73
												269	A	Norfolk St.	59 43
												297	A	Morgan St.	73 68
												306	H	South Carolina St.	63 43
												311	A	UMBC	73 67
												340	A	Longwood	71 83
												341	A	N.C. Central	69 61
												341	H	N.C. Central	59 49
												345	H	Savannah St.	78 46
												349	A	Florida A&M	68 36
LAST 12 Division I GAMES:															
220	A	N.C. A&T	58 70	239	A	Bethune-Cookman	64 52								
341	A	N.C. Central	69 61	349	A	Florida A&M	68 36								
345	H	Savannah St.	78 46	220	H	N.C. A&T	49 51								
306	H	South Carolina St.	63 43	341	H	N.C. Central	59 49								
230	A	Howard	80 73	230	H	Howard	80 72								
269	A	Norfolk St.	59 43	297	A	Morgan St.	73 68								

Non-Div I Games: Regent 72 16 Cheyney 88 39

UMES

Loss, Non-Conf, S Site, H Home A Away N Neutral

Average RPI Win:	288	WON-LOST	WINNING	LAST 10	STRENGTH OF	OPP. STRENGTH	TEAM	ADJ.	CONF.	ADJ CONF.
Average RPI Loss:	171	RECORD	PCT. RANK	GAMES	SCHEDULE	OF SCHEDULE	RPI	RPI	RPI	RPI
DIV. I ONLY	10- 11	184	1- 0	273	317	232	232	30	30	
DIV. I NON-CONF.	4- 7	228	0- 0	153	247	204	204	30	30	
TOTALS	RPI 1-25	RPI 26-50	W-L RECORDS	RPI 51-100	RPI 101-150	RPI 150+				
10- 11	0- 1	0- 0	OVERALL	0- 1	1- 1	9- 8				
3- 6	0- 0	0- 0	HOME	0- 0	1- 0	2- 6				
7- 5	0- 1	0- 0	AWAY	0- 1	0- 1	7- 2				
0- 0	0- 0	0- 0	NEUTRAL	0- 0	0- 0	0- 0				
4- 7	0- 1	0- 0	NON-CONFERENCE	0- 1	1- 1	3- 4				
2- 2	0- 0	0- 0	HOME	0- 0	1- 0	1- 2				
2- 5	0- 1	0- 0	AWAY	0- 1	0- 1	2- 2				
0- 0	0- 0	0- 0	NEUTRAL	0- 0	0- 0	0- 0				
6- 4	0- 0	0- 0	CONFERENCE	0- 0	0- 0	6- 4				
1- 4	0- 0	0- 0	HOME	0- 0	0- 0	1- 4				
5- 0	0- 0	0- 0	AWAY	0- 0	0- 0	5- 0				
0- 0	0- 0	0- 0	NEUTRAL	0- 0	0- 0	0- 0				

RPI 1-25				RPI 26-50				RPI 51-100				RPI 101+ Team's RPI: 232			
RPI	S	Opponent	Score	RPI	S	Opponent	Score	RPI	S	Opponent	Score	RPI	S	Opponent	Score
23	A	Missouri	59 66					58	A	Kansas St.	50 61	131	A	Kansas	55 67
												150	H	Louisiana Tech	80 70
												155	H	New Mexico St.	86 90
												172	A	Oral Roberts	64 75
												173	A	Denver	75 92
												189	H	Illinois St.	55 62
												215	H	George Mason	84 91
												223	H	UTRGV	56 75
												249	A	Loyola Chicago	88 74
												250	H	SIUE	80 75
												259	A	California Baptist	78 74
												259	H	California Baptist	92 95
												279	H	CSU Bakersfield	57 67
												285	A	Utah Valley	68 64
												323	A	North Dakota St.	69 59
												337	A	Grand Canyon	65 56
												337	H	Grand Canyon	73 45
												342	A	Seattle U	86 62
												348	A	Chicago St.	111 58
LAST 12 Division I GAMES:															
337	A	Grand Canyon	65 56	337	H	Grand Canyon	73 45								
259	H	California Baptist	92 95	279	H	CSU Bakersfield	57 67								
223	H	UTRGV	56 75	259	A	California Baptist	78 74								
155	H	New Mexico St.	86 90	348	A	Chicago St.	111 58								
342	A	Seattle U	86 62	189	H	Illinois St.	55 62								
285	A	Utah Valley	68 64	150	H	Louisiana Tech	80 70								

Non-Div I Games: Peru St. 98 62 Mo.-St. Louis 92 63

UMKC

Loss, Non-Conf, S Site, H Home A Away N Neutral

Average RPI Win:	292	WON-LOST	WINNING	LAST 10	STRENGTH OF	OPP. STRENGTH	TEAM	ADJ.	CONF.	ADJ CONF.
Average RPI Loss:	208	RECORD	PCT. RANK	GAMES	SCHEDULE	OF SCHEDULE	RPI	RPI	RPI	RPI
DIV. I ONLY	5- 19	316	0- 1	293	323	325	325	23	23	
DIV. I NON-CONF.	3- 9	271	0- 0	289	342	311	311	25	25	
TOTALS	RPI 1-25	RPI 26-50	W-L RECORDS	RPI 51-100	RPI 101-150	RPI 150+				
5- 19	0- 0	0- 1	OVERALL	0- 1	0- 3	5- 14				
2- 8	0- 0	0- 0	HOME	0- 0	0- 2	2- 6				
3- 11	0- 0	0- 1	AWAY	0- 1	0- 1	3- 8				
0- 0	0- 0	0- 0	NEUTRAL	0- 0	0- 0	0- 0				
3- 9	0- 0	0- 1	NON-CONFERENCE	0- 0	0- 2	3- 6				
1- 3	0- 0	0- 0	HOME	0- 0	0- 1	1- 2				
2- 6	0- 0	0- 1	AWAY	0- 0	0- 1	2- 4				
0- 0	0- 0	0- 0	NEUTRAL	0- 0	0- 0	0- 0				
2- 10	0- 0	0- 0	CONFERENCE	0- 1	0- 1	2- 8				
1- 5	0- 0	0- 0	HOME	0- 0	0- 1	1- 4				
1- 5	0- 0	0- 0	AWAY	0- 1	0- 0	1- 4				
0- 0	0- 0	0- 0	NEUTRAL	0- 0	0- 0	0- 0				

RPI S	Opponent	Score	RPI S	Opponent	Score	RPI S	Opponent	Score	RPI S	Opponent	Score	Team's RPI: 325
45	A Butler	36 89	73	A Maine	45 79	107	H Hartford	44 66	116	H Providence	47 71	
						118	A Seton Hall	57 90	162	A Stony Brook	56 76	
						162	H Stony Brook	47 64	199	A Dartmouth	54 70	
						204	A Massachusetts	62 59	205	A Holy Cross	54 63	
						234	A Albany (NY)	56 63	234	H Albany (NY)	53 56	
						255	H Binghamton	50 70	256	H Colgate	52 61	
						267	A Vermont	42 52	267	H Vermont	54 51	
						275	A Cornell	54 63	297	A Morgan St.	49 61	
						307	H Bryant	57 58	311	A UMBC	67 55	
						320	A New Hampshire	46 54	320	H New Hampshire	53 56	
						328	H Saint Peter's	59 57	351	A LIU Brooklyn	69 64	
LAST 12 Division I GAMES:												
234	H Albany (NY)	53 56	107	H Hartford	44 66							
162	H Stony Brook	47 64	234	A Albany (NY)	56 63							
320	A New Hampshire	46 54	311	A UMBC	67 55							
267	A Vermont	42 52	320	H New Hampshire	53 56							
73	A Maine	45 79	162	A Stony Brook	56 76							
255	H Binghamton	50 70	267	H Vermont	54 51							

Non-Div I Games: Fisher 79 45

UMass Lowell

Loss, Non-Conf, S Site, H Home A Away N Neutral

UNC Asheville

Through Games Of Feb. 14, 2019

Average RPI Win:	274	WON-LOST	WINNING	LAST 10	STRENGTH OF	OPP. STRENGTH	TEAM	ADJ.	CONF.	ADJ CONF.
Average RPI Loss:	166	RECORD	PCT. RANK	GAMES	SCHEDULE	OF SCHEDULE	RPI	RPI	RPI	RPI
DIV. I ONLY	11- 11	163	1- 0	220	325	197	197	28	28	
DIV. I NON-CONF.	4- 6	212	0- 0	114	304	193	193	29	29	
TOTALS	RPI 1-25	RPI 26-50	W-L RECORDS	RPI 51-100	RPI 101-150	RPI 150+				
11- 11	0- 0	0- 0	OVERALL	0- 3	1- 1	10- 7				
9- 1	0- 0	0- 0	HOME	0- 0	1- 0	8- 1				
2- 10	0- 0	0- 0	AWAY	0- 3	0- 1	2- 6				
0- 0	0- 0	0- 0	NEUTRAL	0- 0	0- 0	0- 0				
4- 6	0- 0	0- 0	NON-CONFERENCE	0- 2	0- 1	4- 3				
4- 0	0- 0	0- 0	HOME	0- 0	0- 0	4- 0				
0- 6	0- 0	0- 0	AWAY	0- 2	0- 1	0- 3				
0- 0	0- 0	0- 0	NEUTRAL	0- 0	0- 0	0- 0				
7- 5	0- 0	0- 0	CONFERENCE	0- 1	1- 0	6- 4				
5- 1	0- 0	0- 0	HOME	0- 0	1- 0	4- 1				
2- 4	0- 0	0- 0	AWAY	0- 1	0- 0	2- 3				
0- 0	0- 0	0- 0	NEUTRAL	0- 0	0- 0	0- 0				

RPI 1-25				RPI 26-50				RPI 51-100				RPI 101+ Team's RPI: 197			
RPI	S	Opponent	Score	RPI	S	Opponent	Score	RPI	S	Opponent	Score	RPI	S	Opponent	Score
								51	A	Middle Tenn.	46 67	128	A	Tennessee Tech	53 60
								53	A	Tennessee	46 73	130	H	High Point	67 56
								92	A	Radford	46 60	151	A	Charlotte	53 70
												154	H	Davidson	69 56
												159	A	Mercer	47 61
												179	H	Hampton	58 61
												209	A	Furman	47 58
												237	A	Campbell	48 49
												237	H	Campbell	60 52
												246	A	Gardner-Webb	59 69
												254	H	ETSU	56 55
												271	H	Winthrop	70 36
												281	H	Wofford	60 46
												319	A	Charleston So.	59 70
												333	A	Presbyterian	52 43
												333	H	Presbyterian	51 45
												339	H	Western Caro.	74 49
												340	H	Longwood	80 55
												343	A	USC Upstate	93 86
LAST 12 Division I GAMES:															
333	H	Presbyterian	51 45	130	H	High Point	67 56								
237	A	Campbell	48 49	343	A	USC Upstate	93 86								
319	A	Charleston So.	59 70	237	H	Campbell	60 52								
271	H	Winthrop	70 36	246	A	Gardner-Webb	59 69								
333	A	Presbyterian	52 43	179	H	Hampton	58 61								
340	H	Longwood	80 55	92	A	Radford	46 60								

Non-Div I Games: Warren Wilson 92 31

UNC Asheville

■ Loss,
 ■ Non-Conf,
 ■ S Site,
 ■ H Home
 ■ A Away
 N Neutral

ONE OPPONENT				THROUGH GAMES OF FEB. 11, 1919						
Average RPI Win:	266	WON-LOST	WINNING	LAST 10	STRENGTH OF	OPP. STRENGTH	TEAM	ADJ.	CONF.	ADJ CONF.
Average RPI Loss:	187	RECORD	PCT. RANK	GAMES	SCHEDULE	OF SCHEDULE	RPI	RPI	RPI	RPI
DIV. I ONLY	5- 16	306	0- 1	238	288	308	308	27	27	
DIV. I NON-CONF.	2- 9	297	0- 0	206	231	301	301	24	24	

TOTALS	RPI 1-25	RPI 26-50		W-L RECORDS		RPI 51-100	RPI 101-150	RPI 150+		
5- 16	0- 0	0- 1		OVERALL		0- 0	0- 5	5- 10		
4- 3	0- 0	0- 0		HOME		0- 0	0- 0	4- 3		
0- 12	0- 0	0- 1		AWAY		0- 0	0- 4	0- 7		
1- 1	0- 0	0- 0		NEUTRAL		0- 0	0- 1	1- 0		
2- 9	0- 0	0- 1		NON-CONFERENCE		0- 0	0- 4	2- 4		
1- 1	0- 0	0- 0		HOME		0- 0	0- 0	1- 1		
0- 7	0- 0	0- 1		AWAY		0- 0	0- 3	0- 3		
1- 1	0- 0	0- 0		NEUTRAL		0- 0	0- 1	1- 0		
3- 7	0- 0	0- 0		CONFERENCE		0- 0	0- 1	3- 6		
3- 2	0- 0	0- 0		HOME		0- 0	0- 0	3- 2		
0- 5	0- 0	0- 0		AWAY		0- 0	0- 1	0- 4		
0- 0	0- 0	0- 0		NEUTRAL		0- 0	0- 0	0- 0		

RPI 1-25				RPI 26-50				RPI 51-100				RPI 101+				Team's RPI: 308	
RPI	S	Opponent	Score	RPI	S	Opponent	Score	RPI	S	Opponent	Score	RPI	S	Opponent	Score		
				29	A	North Carolina	62 83					118	N	Seton Hall	64 71		
												130	A	High Point	75 82		
												136	A	Georgia St.	63 70		
												142	A	Appalachian St.	65 68		
												144	A	Chattanooga	54 64		
												159	A	Mercer	73 85		
												159	H	Mercer	58 71		
												192	H	Coastal Caro.	71 78		
												196	N	Eastern Mich.	49 44		
												209	A	Furman	61 64		
												209	H	Furman	49 59		
												237	A	Campbell	49 53		
												243	H	Liberty	48 45		
												254	A	ETSU	76 85		
												256	A	Richmond	48 59		
												272	H	Samford	55 54		
												281	A	Wofford	66 93		
												281	H	Wofford	77 61		
												339	H	Western Caro.	71 59		
												341	A	N.C. Central	57 66		
LAST 12 Division I GAMES:																	
				159	A	Mercer	73 85	159	H	Mercer	58 71						
				209	H	Furman	49 59	272	H	Samford	55 54						
				281	H	Wofford	77 61	281	A	Wofford	66 93						
				144	A	Chattanooga	54 64	209	A	Furman	61 64						
				254	A	ETSU	76 85	256	A	Richmond	48 59						
				339	H	Western Caro.	71 59	192	H	Coastal Caro.	71 78						

Non-Div I Games:	Pfeiffer	92	23	UNC Pembroke	72	32	Lees-McRae	92	36	Young Harris	62	29	UNC Greensboro
------------------	----------	----	----	--------------	----	----	------------	----	----	--------------	----	----	----------------

Loss, Non-Conf, S Site, H Home A Away N Neutral

Average RPI Win:	221	WON-LOST	WINNING	LAST 10	STRENGTH OF	OPP. STRENGTH	TEAM	ADJ.	CONF.	ADJ CONF.
Average RPI Loss:	97	RECORD	PCT. RANK	GAMES	SCHEDULE	OF SCHEDULE	RPI	RPI	RPI	RPI
DIV. I ONLY	13- 7	98	1- 0	200	148	106	106	10	10	
DIV. I NON-CONF.	5- 4	139	0- 0	279	250	164	164	10	10	
TOTALS	RPI 1-25	RPI 26-50	W-L RECORDS	RPI 51-100	RPI 101-150	RPI 150+				
13- 7	0- 0	1- 2	OVERALL	1- 1	1- 2	10- 2				
10- 0	0- 0	1- 0	HOME	1- 0	1- 0	7- 0				
3- 7	0- 0	0- 2	AWAY	0- 1	0- 2	3- 2				
0- 0	0- 0	0- 0	NEUTRAL	0- 0	0- 0	0- 0				
5- 4	0- 0	0- 2	NON-CONFERENCE	0- 0	0- 2	5- 0				
3- 0	0- 0	0- 0	HOME	0- 0	0- 0	3- 0				
2- 4	0- 0	0- 2	AWAY	0- 0	0- 2	2- 0				
0- 0	0- 0	0- 0	NEUTRAL	0- 0	0- 0	0- 0				
8- 3	0- 0	1- 0	CONFERENCE	1- 1	1- 0	5- 2				
7- 0	0- 0	1- 0	HOME	1- 0	1- 0	4- 0				
1- 3	0- 0	0- 0	AWAY	0- 1	0- 0	1- 2				
0- 0	0- 0	0- 0	NEUTRAL	0- 0	0- 0	0- 0				

RPI S	Opponent	Score	RPI S	Opponent	Score	RPI S	Opponent	Score	RPI S	Opponent	Score	Team's RPI: 106
29	A North Carolina	55 82	77	A Drexel	55 67	101	A VCU	47 58				
33	A Ohio	72 95	80	H Northeastern	83 70	114	H Towson	77 73				
35	H James Madison	66 63				121	A Pittsburgh	56 60				
						153	A Delaware	53 65				
						164	A William & Mary	64 70				
						164	H William & Mary	66 58				
						193	A Elon	75 70				
						193	H Elon	76 51				
						195	A East Carolina	71 68				
						252	H Hofstra	89 54				
						292	H Col. of Charleston	71 49				
						333	H Presbyterian	63 48				
						337	H Grand Canyon	77 55				
						340	H Longwood	35 33				
						341	A N.C. Central	89 82				
LAST 12 Division I GAMES:												
164	H William & Mary	66 58	114	H Towson	77 73							
193	H Elon	76 51	35	H James Madison	66 63							
80	H Northeastern	83 70	193	A Elon	75 70							
252	H Hofstra	89 54	164	A William & Mary	64 70							
77	A Drexel	55 67	292	H Col. of Charleston	71 49							
153	A Delaware	53 65	195	A East Carolina	71 68							

Non-Div I Games: Fayetteville St. 72 54 Belmont Abbey 74 58

UNCW

Loss, Non-Conf, S Site, H Home A Away N Neutral

Average RPI Win:	222	WON-LOST	WINNING	LAST 10	STRENGTH OF	OPP. STRENGTH	TEAM	ADJ.	CONF.	ADJ CONF.
Average RPI Loss:	63	RECORD	PCT. RANK	GAMES	SCHEDULE	OF SCHEDULE	RPI	RPI	RPI	RPI
DIV. I ONLY	14- 8	102	0- 1	112	127	83	83	13	13	
DIV. I NON-CONF.	6- 5	143	0- 1	74	50	69	69	14	14	
TOTALS	RPI 1-25	RPI 26-50	W-L RECORDS	RPI 51-100	RPI 101-150	RPI 150+				
14- 8	0- 3	0- 0	OVERALL	0- 4	2- 0	12- 1				
7- 2	0- 1	0- 0	HOME	0- 1	1- 0	6- 0				
7- 5	0- 2	0- 0	AWAY	0- 2	1- 0	6- 1				
0- 1	0- 0	0- 0	NEUTRAL	0- 1	0- 0	0- 0				
6- 5	0- 2	0- 0	NON-CONFERENCE	0- 3	2- 0	4- 0				
4- 0	0- 0	0- 0	HOME	0- 0	1- 0	3- 0				
2- 4	0- 2	0- 0	AWAY	0- 2	1- 0	1- 0				
0- 1	0- 0	0- 0	NEUTRAL	0- 1	0- 0	0- 0				
8- 3	0- 1	0- 0	CONFERENCE	0- 1	0- 0	8- 1				
3- 2	0- 1	0- 0	HOME	0- 1	0- 0	3- 0				
5- 1	0- 0	0- 0	AWAY	0- 0	0- 0	5- 1				
0- 0	0- 0	0- 0	NEUTRAL	0- 0	0- 0	0- 0				

RPI 1-25				RPI 26-50				RPI 51-100 Team's RPI: 83				RPI 101+			
RPI	S	Opponent	Score	RPI	S	Opponent	Score	RPI	S	Opponent	Score	RPI	S	Opponent	Score
7	A	Marquette	61 102					56	N	Boise St.	60 61	115	H	Creighton	65 55
12	A	Iowa	57 83					58	A	Kansas St.	62 72	123	A	IUPUI	53 40
20	H	Drake	64 88					62	H	Missouri St.	58 63	153	H	Delaware	79 67
								98	A	Northern Ill.	59 70	157	A	Bradley	81 78
												165	H	Southern Ill.	65 53
												171	A	Indiana St.	71 51
												189	A	Illinois St.	64 66
												228	H	North Dakota	64 60
												249	A	Loyola Chicago	71 65
												249	H	Loyola Chicago	64 52
												263	A	Long Beach St.	71 64
												294	A	Valparaiso	64 56
												294	H	Valparaiso	71 52
												313	H	Omaha	79 50
												334	A	Evansville	74 46
LAST 12 Division I GAMES:															
98	A	Northern Ill.	59 70	171	A	Indiana St.	71 51								
7	A	Marquette	61 102	334	A	Evansville	74 46								
294	A	Valparaiso	64 56	20	H	Drake	64 88								
249	A	Loyola Chicago	71 65	249	H	Loyola Chicago	64 52								
62	H	Missouri St.	58 63	294	H	Valparaiso	71 52								
165	H	Southern Ill.	65 53	157	A	Bradley	81 78								

Non-Div I Games: Minnesota St. 73 56

UNI

■ Loss,
 ■ Non-Conf,
 ■ S Site,
 ■ H Home
 ■ A Away
 N Neutral

Average RPI Win:	228	WON-LOST	WINNING	LAST 10	STRENGTH OF	OPP. STRENGTH	TEAM	ADJ.	CONF.	ADJ CONF.
Average RPI Loss:	126	RECORD	PCT. RANK	GAMES	SCHEDULE	OF SCHEDULE	RPI	RPI	RPI	RPI
DIV. I ONLY	8- 15	257	0- 1	85	170	201	201	15	15	
DIV. I NON-CONF.	2- 9	297	0- 1	69	207	268	268	13	13	
TOTALS	RPI 1-25	RPI 26-50	W-L RECORDS	RPI 51-100	RPI 101-150	RPI 150+				
8- 15	0- 1	0- 1	OVERALL	1- 6	0- 2	7- 5				
6- 6	0- 1	0- 0	HOME	1- 4	0- 0	5- 1				
2- 9	0- 0	0- 1	AWAY	0- 2	0- 2	2- 4				
0- 0	0- 0	0- 0	NEUTRAL	0- 0	0- 0	0- 0				
2- 9	0- 1	0- 0	NON-CONFERENCE	0- 4	0- 1	2- 3				
2- 5	0- 1	0- 0	HOME	0- 3	0- 0	2- 1				
0- 4	0- 0	0- 0	AWAY	0- 1	0- 1	0- 2				
0- 0	0- 0	0- 0	NEUTRAL	0- 0	0- 0	0- 0				
6- 6	0- 0	0- 1	CONFERENCE	1- 2	0- 1	5- 2				
4- 1	0- 0	0- 0	HOME	1- 1	0- 0	3- 0				
2- 5	0- 0	0- 1	AWAY	0- 1	0- 1	2- 2				
0- 0	0- 0	0- 0	NEUTRAL	0- 0	0- 0	0- 0				

RPI 1-25				RPI 26-50				RPI 51-100				RPI 101+ Team's RPI: 201			
RPI	S	Opponent	Score	RPI	S	Opponent	Score	RPI	S	Opponent	Score	RPI	S	Opponent	Score
13	H	Gonzaga	59 70	48	A	Wyoming	62 90	51	H	Middle Tenn.	62 66	110	A	Fresno St.	55 73
								54	A	New Mexico	77 80	134	A	Portland St.	49 58
								54	H	New Mexico	66 57	160	A	UC Irvine	55 57
								55	H	Southern California	72 86	203	H	San Diego St.	71 57
								56	H	Boise St.	57 64	212	H	Florida	56 53
								76	H	Wright St.	52 68	213	H	Utah St.	77 56
								85	A	Duke	38 66	238	A	Nevada	62 70
												242	H	Hawaii	61 66
												258	A	Colorado St.	49 52
												266	A	Air Force	62 47
												266	H	Air Force	66 56
												296	H	UC Santa Barbara	69 51
												306	A	South Carolina St.	49 58
												316	A	San Jose St.	53 43
LAST 12 Division I GAMES:															
306	A	South Carolina St.	49 58	213	H	Utah St.	77 56								
212	H	Florida	56 53	238	A	Nevada	62 70								
51	H	Middle Tenn.	62 66	203	H	San Diego St.	71 57								
266	A	Air Force	62 47	54	A	New Mexico	77 80								
110	A	Fresno St.	55 73	316	A	San Jose St.	53 43								
56	H	Boise St.	57 64	266	H	Air Force	66 56								

Non-Div I Games:

UNLV

■ Loss,
■ Non-Conf, S Site,
■ Home
■ Away
N Neutral

USC Upstate

Through Games Of Feb. 14, 2019

Average RPI Win:	317	WON-LOST	WINNING	LAST 10	STRENGTH OF	OPP. STRENGTH	TEAM	ADJ.	CONF.	ADJ CONF.
Average RPI Loss:	230	RECORD	PCT. RANK	GAMES	SCHEDULE	OF SCHEDULE	RPI	RPI	RPI	RPI
DIV. I ONLY	3- 17	330	0- 1	342	328	343	343	28	28	
DIV. I NON-CONF.	1- 7	319	0- 0	321	334	337	337	29	29	
TOTALS	RPI 1-25	RPI 26-50	W-L RECORDS	RPI 51-100	RPI 101-150	RPI 150+				
3- 17	0- 0	0- 0	OVERALL	0- 3	0- 1	3- 13				
1- 4	0- 0	0- 0	HOME	0- 1	0- 1	1- 2				
2- 13	0- 0	0- 0	AWAY	0- 2	0- 0	2- 11				
0- 0	0- 0	0- 0	NEUTRAL	0- 0	0- 0	0- 0				
1- 7	0- 0	0- 0	NON-CONFERENCE	0- 2	0- 0	1- 5				
0- 0	0- 0	0- 0	HOME	0- 0	0- 0	0- 0				
1- 7	0- 0	0- 0	AWAY	0- 2	0- 0	1- 5				
0- 0	0- 0	0- 0	NEUTRAL	0- 0	0- 0	0- 0				
2- 10	0- 0	0- 0	CONFERENCE	0- 1	0- 1	2- 8				
1- 4	0- 0	0- 0	HOME	0- 1	0- 1	1- 2				
1- 6	0- 0	0- 0	AWAY	0- 0	0- 0	1- 6				
0- 0	0- 0	0- 0	NEUTRAL	0- 0	0- 0	0- 0				

RPI 1-25				RPI 26-50				RPI 51-100				RPI 101+				Team's RPI: 343	
RPI	S	Opponent	Score	RPI	S	Opponent	Score	RPI	S	Opponent	Score	RPI	S	Opponent	Score		
								68	A	Virginia Tech	45 96	130	H	High Point	61 87		
								92	H	Radford	41 82	179	A	Hampton	43 67		
								94	A	Nebraska	64 87	195	A	East Carolina	53 63		
												197	H	UNC Asheville	86 93		
												209	A	Furman	67 78		
												237	A	Campbell	41 61		
												246	A	Gardner-Webb	72 92		
												271	A	Winthrop	76 50		
												306	A	South Carolina St.	66 71		
												313	A	Omaha	69 96		
												319	A	Charleston So.	62 74		
												319	H	Charleston So.	75 78		
												333	A	Presbyterian	54 70		
												339	A	Western Caro.	64 68		
												340	A	Longwood	58 80		
												340	H	Longwood	72 67		
												341	A	N.C. Central	82 63		
LAST 12 Division I GAMES:																	
340	A	Longwood	58 80	246	A	Gardner-Webb	72 92										
319	A	Charleston So.	62 74	319	H	Charleston So.	75 78										
237	A	Campbell	41 61	197	H	UNC Asheville	86 93										
92	H	Radford	41 82	333	A	Presbyterian	54 70										
179	A	Hampton	43 67	271	A	Winthrop	76 50										
340	H	Longwood	72 67	130	H	High Point	61 87										

Non-Div I Games: Brevard 71 53 Converse 69 51 UNKNOWN 101 53

USC Upstate

Loss, Non-Conf, S Site, H Home A Away N Neutral

Average RPI Win:	214	WON-LOST	WINNING	LAST 10	STRENGTH OF	OPP. STRENGTH	TEAM	ADJ.	CONF.	ADJ CONF.
Average RPI Loss:	81	RECORD	PCT. RANK	GAMES	SCHEDULE	OF SCHEDULE	RPI	RPI	RPI	RPI
DIV. I ONLY	18- 6	45	0- 1	230	117	96	96	12	12	
DIV. I NON-CONF.	8- 3	72	0- 0	291	168	146	146	15	15	
TOTALS	RPI 1-25	RPI 26-50	W-L RECORDS	RPI 51-100	RPI 101-150	RPI 150+				
18- 6	0- 0	0- 2	OVERALL	0- 2	4- 2	14- 0				
8- 3	0- 0	0- 1	HOME	0- 2	2- 0	6- 0				
10- 3	0- 0	0- 1	AWAY	0- 0	2- 2	8- 0				
0- 0	0- 0	0- 0	NEUTRAL	0- 0	0- 0	0- 0				
8- 3	0- 0	0- 0	NON-CONFERENCE	0- 2	1- 1	7- 0				
3- 2	0- 0	0- 0	HOME	0- 2	0- 0	3- 0				
5- 1	0- 0	0- 0	AWAY	0- 0	1- 1	4- 0				
0- 0	0- 0	0- 0	NEUTRAL	0- 0	0- 0	0- 0				
10- 3	0- 0	0- 2	CONFERENCE	0- 0	3- 1	7- 0				
5- 1	0- 0	0- 1	HOME	0- 0	2- 0	3- 0				
5- 2	0- 0	0- 1	AWAY	0- 0	1- 1	4- 0				
0- 0	0- 0	0- 0	NEUTRAL	0- 0	0- 0	0- 0				

RPI S	Opponent	Score	RPI S	Opponent	Score	RPI S	Opponent	Score	RPI S	Opponent	Score
50	A Little Rock	65 68	50	H Little Rock	61 62	55	H Southern California	61 73	103	A Houston	65 61
50	H Little Rock	61 62	84	H Arkansas	65 66				110	A Fresno St.	61 70
									136	A Georgia St.	48 50
									136	H Georgia St.	69 45
									142	A Appalachian St.	72 65
									142	H Appalachian St.	99 94
									172	A Oral Roberts	80 62
									177	H Texas St.	68 53
									183	A Arkansas St.	100 73
									192	A Coastal Caro.	67 64
									192	H Coastal Caro.	79 53
									222	A SMU	66 41
									224	H Grambling	78 54
									247	A San Francisco	80 73
									253	A Louisiana	76 61
									284	A Ga. Southern	74 53
									284	H Ga. Southern	81 48
									288	H Jackson St.	99 63
									300	H UTSA	53 48
									317	A Incarnate Word	97 49
LAST 12 Division I GAMES:											
50	H Little Rock	61 62	284	H Ga. Southern	81 48						
142	A Appalachian St.	72 65	50	A Little Rock	65 68						
192	A Coastal Caro.	67 64	183	A Arkansas St.	100 73						
177	H Texas St.	68 53	192	H Coastal Caro.	79 53						
253	A Louisiana	76 61	142	H Appalachian St.	99 94						
136	H Georgia St.	69 45	284	A Ga. Southern	74 53						

Non-Div I Games:

UT Arlington

U
T
M
a
r
t
i
n

Through Games Of Feb. 14, 2019									
Average RPI Win: 249		WON-LOST	WINNING	LAST 10	STRENGTH OF	OPP. STRENGTH	TEAM	ADJ.	CONF.
Average RPI Loss: 118		RECORD	PCT. RANK	GAMES	SCHEDULE	OF SCHEDULE	RPI	RPI	RPI
DIV. I ONLY		15- 7	76	1- 0	267	192	132	132	22
DIV. I NON-CONF.		6- 3	91	0- 0	253	70	97	97	21

TOTALS	RPI 1-25	RPI 26-50		W-L RECORDS	RPI 51-100	RPI 101-150		RPI 150+	
15- 7	0- 1	0- 0		OVERALL	0- 2	1- 3		14- 1	
10- 1	0- 0	0- 0		HOME	0- 0	0- 1		10- 0	
5- 6	0- 1	0- 0		AWAY	0- 2	1- 2		4- 1	
0- 0	0- 0	0- 0		NEUTRAL	0- 0	0- 0		0- 0	
6- 3	0- 1	0- 0		NON-CONFERENCE	0- 1	1- 1		5- 0	
4- 0	0- 0	0- 0		HOME	0- 0	0- 0		4- 0	
2- 3	0- 1	0- 0		AWAY	0- 1	1- 1		1- 0	
0- 0	0- 0	0- 0		NEUTRAL	0- 0	0- 0		0- 0	
9- 4	0- 0	0- 0		CONFERENCE	0- 1	0- 2		9- 1	
6- 1	0- 0	0- 0		HOME	0- 0	0- 1		6- 0	
3- 3	0- 0	0- 0		AWAY	0- 1	0- 1		3- 1	
0- 0	0- 0	0- 0		NEUTRAL	0- 0	0- 0		0- 0	

RPI 1-25				RPI 26-50				RPI 51-100				RPI 101+ Team's RPI: 132			
RPI	S	Opponent	Score	RPI	S	Opponent	Score	RPI	S	Opponent	Score	RPI	S	Opponent	Score
3	A	Louisville	62 102					69	A	Belmont	86 100	123	A	IUPUI	72 73
								89	A	Northwestern	64 90	128	H	Tennessee Tech	76 80
												135	A	Morehead St.	75 85
												144	A	Chattanooga	81 79
												165	H	Southern Ill.	95 94
												183	H	Arkansas St.	97 91
												202	H	Jacksonville St.	77 72
												221	A	Southeast Mo. St.	80 73
												221	H	Southeast Mo. St.	61 50
												250	H	SIUE	68 55
												261	H	Austin Peay	74 65
												272	H	Samford	89 68
												276	A	Eastern Ill.	71 77
												276	H	Eastern Ill.	90 66
												283	H	Murray St.	75 67
												290	A	Tennessee St.	73 61
												310	H	Mississippi Val.	110 51
												324	A	Lipscomb	62 53
												330	A	Eastern Ky.	87 61
LAST 12 Division I GAMES:															
221	H	Southeast Mo. St.	61 50	276	H	Eastern Ill.	90 66								
128	H	Tennessee Tech	76 80	135	A	Morehead St.	75 85								
202	H	Jacksonville St.	77 72	330	A	Eastern Ky.	87 61								
69	A	Belmont	86 100	261	H	Austin Peay	74 65								
290	A	Tennessee St.	73 61	283	H	Murray St.	75 67								
250	H	SIUE	68 55	221	A	Southeast Mo. St.	80 73								

Non-Div I Games: Ala.-Huntsville 100 69 Christian Bros. 108 82

UT Martin

U
T
M
a
r
t
i
n

Average RPI Win:	294	WON-LOST	WINNING	LAST 10	STRENGTH OF	OPP. STRENGTH	TEAM	ADJ.	CONF.	ADJ CONF.
Average RPI Loss:	139	RECORD	PCT. RANK	GAMES	SCHEDULE	OF SCHEDULE	RPI	RPI	RPI	RPI
DIV. I ONLY	6- 19	305	0- 1	147	231	270	270	14	14	
DIV. I NON-CONF.	3- 10	278	0- 0	165	324	298	298	17	17	
TOTALS	RPI 1-25	RPI 26-50	W-L RECORDS	RPI 51-100	RPI 101-150	RPI 150+				
6- 19	0- 0	0- 1	OVERALL	0- 4	0- 6	6- 8				
2- 10	0- 0	0- 0	HOME	0- 1	0- 4	2- 5				
3- 8	0- 0	0- 1	AWAY	0- 3	0- 1	3- 3				
1- 1	0- 0	0- 0	NEUTRAL	0- 0	0- 1	1- 0				
3- 10	0- 0	0- 0	NON-CONFERENCE	0- 2	0- 3	3- 5				
2- 5	0- 0	0- 0	HOME	0- 0	0- 1	2- 4				
0- 4	0- 0	0- 0	AWAY	0- 2	0- 1	0- 1				
1- 1	0- 0	0- 0	NEUTRAL	0- 0	0- 1	1- 0				
3- 9	0- 0	0- 1	CONFERENCE	0- 2	0- 3	3- 3				
0- 5	0- 0	0- 0	HOME	0- 1	0- 3	0- 1				
3- 4	0- 0	0- 1	AWAY	0- 1	0- 0	3- 2				
0- 0	0- 0	0- 0	NEUTRAL	0- 0	0- 0	0- 0				

RPI 1-25				RPI 26-50				RPI 51-100				RPI 101+				Team's RPI: 270	
RPI	S	Opponent	Score	RPI	S	Opponent	Score	RPI	S	Opponent	Score	RPI	S	Opponent	Score		
				36	A	Rice	42 76	51	H	Middle Tenn.	49 79	119	H	UAB	48 74		
								54	A	New Mexico	51 69	127	H	Western Ky.	61 64		
								70	A	Old Dominion	59 78	134	H	Portland St.	61 89		
								79	A	Arizona	40 62	141	N	Akron	57 64		
												147	A	Tulsa	45 66		
												150	H	Louisiana Tech	64 74		
												151	A	Charlotte	39 62		
												155	H	New Mexico St.	65 69		
												156	H	Abilene Christian	69 70		
												174	A	North Texas	51 70		
												181	H	Nicholls St.	56 58		
												183	H	Arkansas St.	66 67		
												217	H	Marshall	60 63		
												219	N	Western Ill.	84 72		
												279	H	CSU Bakersfield	53 47		
												295	A	Fla. Atlantic	70 44		
												300	A	UTSA	73 60		
												318	A	FIU	60 55		
												322	A	Weber St.	63 68		
												350	H	Alcorn	77 51		
LAST 12 Division I GAMES:																	
150	H	Louisiana Tech	64 74	70	A	Old Dominion	59 78										
318	A	FIU	60 55	51	H	Middle Tenn.	49 79										
295	A	Fla. Atlantic	70 44	119	H	UAB	48 74										
127	H	Western Ky.	61 64	36	A	Rice	42 76										
217	H	Marshall	60 63	174	A	North Texas	51 70										
151	A	Charlotte	39 62	300	A	UTSA	73 60										

Non-Div I Games:

UTEP

■ Loss,
 ■ Non-Conf,
 S Site,
 ■ Home
 ■ Away
 N Neutral

Average RPI Win:	289	WON-LOST	WINNING	LAST 10	STRENGTH OF	OPP. STRENGTH	TEAM	ADJ.	CONF.	ADJ CONF.
Average RPI Loss:	174	RECORD	PCT. RANK	GAMES	SCHEDULE	OF SCHEDULE	RPI	RPI	RPI	RPI
DIV. I ONLY	12- 10	144	1- 0	311	295	223	223	30	30	
DIV. I NON-CONF.	4- 7	228	0- 0	160	173	210	210	30	30	
TOTALS	RPI 1-25	RPI 26-50	W-L RECORDS	RPI 51-100	RPI 101-150	RPI 150+				
12- 10	0- 3	0- 0	OVERALL	0- 0	0- 0	12- 7				
6- 4	0- 1	0- 0	HOME	0- 0	0- 0	6- 3				
6- 6	0- 2	0- 0	AWAY	0- 0	0- 0	6- 4				
0- 0	0- 0	0- 0	NEUTRAL	0- 0	0- 0	0- 0				
4- 7	0- 3	0- 0	NON-CONFERENCE	0- 0	0- 0	4- 4				
2- 3	0- 1	0- 0	HOME	0- 0	0- 0	2- 2				
2- 4	0- 2	0- 0	AWAY	0- 0	0- 0	2- 2				
0- 0	0- 0	0- 0	NEUTRAL	0- 0	0- 0	0- 0				
8- 3	0- 0	0- 0	CONFERENCE	0- 0	0- 0	8- 3				
4- 1	0- 0	0- 0	HOME	0- 0	0- 0	4- 1				
4- 2	0- 0	0- 0	AWAY	0- 0	0- 0	4- 2				
0- 0	0- 0	0- 0	NEUTRAL	0- 0	0- 0	0- 0				

RPI 1-25				RPI 26-50				RPI 51-100				RPI 101+ Team's RPI: 223			
RPI	S	Opponent	Score	RPI	S	Opponent	Score	RPI	S	Opponent	Score	RPI	S	Opponent	Score
2	A	Baylor	37 98									155	A	New Mexico St.	63 71
19	A	Texas A&M	61 84									200	H	Prairie View	57 50
25	H	Texas	66 81									204	A	Massachusetts	70 74
												211	H	Texas Southern	55 69
												232	A	UMKC	75 56
												253	H	Louisiana	75 60
												259	H	California Baptist	60 56
												264	A	A&M-Corpus Christi	70 57
												264	H	A&M-Corpus Christi	49 59
												278	A	Canisius	57 53
												279	A	CSU Bakersfield	63 68
												279	H	CSU Bakersfield	64 56
												285	H	Utah Valley	55 57
												300	A	UTSA	58 61
												337	A	Grand Canyon	66 50
												337	H	Grand Canyon	49 42
												342	A	Seattle U	74 70
												342	H	Seattle U	69 56
												348	A	Chicago St.	71 55
LAST 12 Division I GAMES:															
342	A	Seattle U	74 70	342	H	Seattle U	69 56								
279	H	CSU Bakersfield	64 56	285	H	Utah Valley	55 57								
337	H	Grand Canyon	49 42	337	A	Grand Canyon	66 50								
232	A	UMKC	75 56	279	A	CSU Bakersfield	63 68								
348	A	Chicago St.	71 55	259	H	California Baptist	60 56								
155	A	New Mexico St.	63 71	2	A	Baylor	37 98								

Non-Div I Games: Texas Lutheran 82 38 UNKNOWN 74 43

UTRGV

Loss, Non-Conf, S Site, H Home A Away N Neutral

Average RPI Win: 240	WON-LOST	WINNING	LAST 10	STRENGTH OF	OPP. STRENGTH	TEAM	ADJ.	CONF.	ADJ CONF.
Average RPI Loss: 162	RECORD	PCT. RANK	GAMES	SCHEDULE	OF SCHEDULE	RPI	RPI	RPI	RPI
DIV. I ONLY	4- 18	321	0- 1	178	173	300	300	14	14
DIV. I NON-CONF.	3- 7	256	0- 0	232	242	307	307	17	17
TOTALS	RPI 1-25	RPI 26-50	W-L RECORDS	RPI 51-100	RPI 101-150	RPI 150+			
4- 18	0- 1	0- 1	OVERALL	0- 3	0- 4	4- 9			
3- 9	0- 0	0- 0	HOME	0- 1	0- 3	3- 5			
1- 8	0- 1	0- 1	AWAY	0- 2	0- 1	1- 3			
0- 1	0- 0	0- 0	NEUTRAL	0- 0	0- 0	0- 1			
3- 7	0- 1	0- 0	NON-CONFERENCE	0- 1	0- 2	3- 3			
3- 3	0- 0	0- 0	HOME	0- 0	0- 1	3- 2			
0- 3	0- 1	0- 0	AWAY	0- 1	0- 1	0- 0			
0- 1	0- 0	0- 0	NEUTRAL	0- 0	0- 0	0- 1			
1- 11	0- 0	0- 1	CONFERENCE	0- 2	0- 2	1- 6			
0- 6	0- 0	0- 0	HOME	0- 1	0- 2	0- 3			
1- 5	0- 0	0- 1	AWAY	0- 1	0- 0	1- 3			
0- 0	0- 0	0- 0	NEUTRAL	0- 0	0- 0	0- 0			

RPI 1-25			RPI 26-50			RPI 51-100			RPI 101+ Team's RPI: 300		
RPI	S	Opponent	Score	RPI	S	Opponent	Score	RPI	S	Opponent	Score
25	A	Texas	54 98	36	A	Rice	54 85	51	H	Middle Tenn.	52 72
								70	A	Old Dominion	47 72
								96	A	UT Arlington	48 53
								118	A	Seton Hall	53 84
								119	H	UAB	42 59
								123	H	IUPUI	50 58
								127	H	Western Ky.	62 81
								151	A	Charlotte	54 66
								174	A	North Texas	57 54
								177	H	Texas St.	60 68
								190	H	Southern Miss.	45 70
								213	H	Utah St.	56 62
								217	H	Marshall	72 79
								223	H	UTRGV	61 58
								241	H	San Diego	87 77
								270	H	UTEP	60 73
								295	A	Fla. Atlantic	70 86
								311	N	UMBC	58 72
								318	A	FIU	40 51
								322	H	Weber St.	66 59
LAST 12 Division I GAMES:											
190	H	Southern Miss.	45 70	151	A	Charlotte	54 66				
295	A	Fla. Atlantic	70 86	119	H	UAB	42 59				
318	A	FIU	40 51	51	H	Middle Tenn.	52 72				
217	H	Marshall	72 79	174	A	North Texas	57 54				
127	H	Western Ky.	62 81	36	A	Rice	54 85				
70	A	Old Dominion	47 72	270	H	UTEP	60 73				

Non-Div I Games: Concordia (TX) 78 51 Tex. A&M-Kingsville 86 55

UTSA

Loss, Non-Conf, S Site, H Home A Away N Neutral

Average RPI Win: 167		WON-LOST	WINNING	LAST 10	STRENGTH OF	OPP. STRENGTH	TEAM	ADJ.	CONF.	ADJ CONF.
Average RPI Loss: 29		RECORD	PCT. RANK	GAMES	SCHEDULE	OF SCHEDULE	RPI	RPI	RPI	RPI
DIV. I ONLY		18- 5	35	1- 0	125	31	52	52	2	2
DIV. I NON-CONF.		11- 0	1	1- 0	316	151	63	63	2	2
TOTALS		RPI 1-25	RPI 26-50		W-L RECORDS		RPI 51-100	RPI 101-150	RPI 150+	
18- 5	1- 2	2- 2		OVERALL		2- 1	5- 0	8- 0		
11- 3	1- 1	2- 1		HOME		2- 1	2- 0	4- 0		
5- 2	0- 1	0- 1		AWAY		0- 0	3- 0	2- 0		
2- 0	0- 0	0- 0		NEUTRAL		0- 0	0- 0	2- 0		
11- 0	0- 0	1- 0		NON-CONFERENCE		1- 0	1- 0	8- 0		
7- 0	0- 0	1- 0		HOME		1- 0	1- 0	4- 0		
2- 0	0- 0	0- 0		AWAY		0- 0	0- 0	2- 0		
2- 0	0- 0	0- 0		NEUTRAL		0- 0	0- 0	2- 0		
7- 5	1- 2	1- 2		CONFERENCE		1- 1	4- 0	0- 0		
4- 3	1- 1	1- 1		HOME		1- 1	1- 0	0- 0		
3- 2	0- 1	0- 1		AWAY		0- 0	3- 0	0- 0		
0- 0	0- 0	0- 0		NEUTRAL		0- 0	0- 0	0- 0		

RPI S Opponent	Score	RPI S Opponent	Score	RPI S Opponent	Score	Team's RPI: 52	RPI S Opponent	Score
4 A Oregon	65 87	30 A Oregon St.	63 71	55 H Southern California	80 84		124 A Washington St.	72 68
5 H Stanford	75 68	34 H California	87 74	79 H Arizona	80 64		133 H Alabama	72 62
16 H Arizona St.	63 65	38 H BYU	78 67	93 H Idaho St.	74 60		140 A Colorado	76 61
		40 H UCLA	90 100				140 H Colorado	78 59
							143 A Washington	58 43
							180 A Eastern Wash.	95 51
							212 N Florida	74 58
							238 A Nevada	74 52
							242 N Hawaii	73 48
							263 H Long Beach St.	82 59
							285 H Utah Valley	85 47
							322 H Weber St.	77 56
							342 H Seattle U	89 62
LAST 12 Division I GAMES:								
242 N Hawaii	73 48	34 H California	87 74					
40 H UCLA	90 100	140 H Colorado	78 59					
55 H Southern California	80 84	143 A Washington	58 43					
30 A Oregon St.	63 71	124 A Washington St.	72 68					
4 A Oregon	65 87	79 H Arizona	80 64					
5 H Stanford	75 68	16 H Arizona St.	63 65					

Non-Div I Games:

Utah

Average RPI Win:	223	WON-LOST	WINNING	LAST 10	STRENGTH OF	OPP. STRENGTH	TEAM	ADJ.	CONF.	ADJ CONF.
Average RPI Loss:	131	RECORD	PCT. RANK	GAMES	SCHEDULE	OF SCHEDULE	RPI	RPI	RPI	RPI
DIV. I ONLY	9- 13	226	0- 1	232	88	213	213	15	15	
DIV. I NON-CONF.	4- 6	212	0- 0	191	29	201	201	13	13	
TOTALS	RPI 1-25	RPI 26-50	W-L RECORDS	RPI 51-100	RPI 101-150	RPI 150+				
9- 13	0- 1	1- 2	OVERALL	0- 2	1- 3	7- 5				
4- 6	0- 1	1- 1	HOME	0- 1	0- 1	3- 2				
5- 5	0- 0	0- 1	AWAY	0- 0	1- 1	4- 3				
0- 2	0- 0	0- 0	NEUTRAL	0- 1	0- 1	0- 0				
4- 6	0- 1	0- 1	NON-CONFERENCE	0- 1	1- 1	3- 2				
1- 3	0- 1	0- 1	HOME	0- 0	0- 0	1- 1				
3- 1	0- 0	0- 0	AWAY	0- 0	1- 0	2- 1				
0- 2	0- 0	0- 0	NEUTRAL	0- 1	0- 1	0- 0				
5- 7	0- 0	1- 1	CONFERENCE	0- 1	0- 2	4- 3				
3- 3	0- 0	1- 0	HOME	0- 1	0- 1	2- 1				
2- 4	0- 0	0- 1	AWAY	0- 0	0- 1	2- 2				
0- 0	0- 0	0- 0	NEUTRAL	0- 0	0- 0	0- 0				

RPI 1-25				RPI 26-50				RPI 51-100				RPI 101+ Team's RPI: 213			
RPI	S	Opponent	Score	RPI	S	Opponent	Score	RPI	S	Opponent	Score	RPI	S	Opponent	Score
4	H	Oregon	58 88	38	H	BYU	57 62	54	H	New Mexico	64 68	110	A	Fresno St.	59 70
				48	A	Wyoming	35 53	55	N	Southern California	46 55	110	H	Fresno St.	53 64
				48	H	Wyoming	50 42					124	A	Washington St.	72 61
												140	N	Colorado	68 78
												167	A	Portland	54 61
												174	A	North Texas	57 41
												201	A	UNLV	56 77
												203	H	San Diego St.	54 56
												238	H	Nevada	79 76
												258	A	Colorado St.	72 53
												263	H	Long Beach St.	48 50
												266	A	Air Force	48 44
												285	H	Utah Valley	67 62
												300	A	UTSA	62 56
												316	A	San Jose St.	59 68
												316	H	San Jose St.	82 49
LAST 12 Division I GAMES:															
				48	A	Wyoming	35 53	258	A	Colorado St.	72 53				
				203	H	San Diego St.	54 56	316	H	San Jose St.	82 49				
				110	H	Fresno St.	53 64	48	H	Wyoming	50 42				
				201	A	UNLV	56 77	110	A	Fresno St.	59 70				
				316	A	San Jose St.	59 68	266	A	Air Force	48 44				
				54	H	New Mexico	64 68	238	H	Nevada	79 76				

Non-Div I Games: Northern N.M. 106 35

Utah St.

■ Loss,
 ■ Non-Conf, S Site,
 ■ Home
 ■ Away
 N Neutral

Utah Valley

Through Games Of Feb. 14, 2019

Average RPI Win:	295	WON-LOST	WINNING	LAST 10	STRENGTH OF	OPP. STRENGTH	TEAM	ADJ.	CONF.	ADJ CONF.
Average RPI Loss:	171	RECORD	PCT. RANK	GAMES	SCHEDULE	OF SCHEDULE	RPI	RPI	RPI	RPI
DIV. I ONLY	9- 11	206	0- 1	320	294	285	285	30	30	
DIV. I NON-CONF.	3- 7	256	0- 0	268	187	304	304	30	30	
TOTALS	RPI 1-25	RPI 26-50	W-L RECORDS	RPI 51-100	RPI 101-150	RPI 150+				
9- 11	0- 0	0- 1	OVERALL	0- 2	0- 0	9- 8				
7- 4	0- 0	0- 1	HOME	0- 0	0- 0	7- 3				
2- 7	0- 0	0- 0	AWAY	0- 2	0- 0	2- 5				
0- 0	0- 0	0- 0	NEUTRAL	0- 0	0- 0	0- 0				
3- 7	0- 0	0- 1	NON-CONFERENCE	0- 2	0- 0	3- 4				
3- 2	0- 0	0- 1	HOME	0- 0	0- 0	3- 1				
0- 5	0- 0	0- 0	AWAY	0- 2	0- 0	0- 3				
0- 0	0- 0	0- 0	NEUTRAL	0- 0	0- 0	0- 0				
6- 4	0- 0	0- 0	CONFERENCE	0- 0	0- 0	6- 4				
4- 2	0- 0	0- 0	HOME	0- 0	0- 0	4- 2				
2- 2	0- 0	0- 0	AWAY	0- 0	0- 0	2- 2				
0- 0	0- 0	0- 0	NEUTRAL	0- 0	0- 0	0- 0				

RPI S	Opponent	Score	RPI S	Opponent	Score	RPI S	Opponent	Score	RPI S	Opponent	Score	Team's RPI: 285
38	H BYU	51 77	52	A Utah	47 85	155	A New Mexico St.	52 58	155	H New Mexico St.	63 72	
			93	A Idaho St.	68 80	163	H UC Riverside	56 53	167	H Portland	60 65	
						213	A Utah St.	62 67	223	A UTRGV	57 55	
						232	H UMKC	64 68	240	A Cal St. Fullerton	55 56	
						259	A California Baptist	54 83	279	H CSU Bakersfield	78 70	
						282	A Southern Utah	59 60	296	H UC Santa Barbara	63 54	
						322	H Weber St.	65 59	337	H Grand Canyon	57 46	
						342	A Seattle U	58 55	342	H Seattle U	63 56	
						348	H Chicago St.	76 61				
LAST 12 Division I GAMES:												
155	H New Mexico St.	63 72	223	A UTRGV	57 55							
342	H Seattle U	63 56	342	A Seattle U	58 55							
259	A California Baptist	54 83	279	H CSU Bakersfield	78 70							
348	H Chicago St.	76 61	337	H Grand Canyon	57 46							
232	H UMKC	64 68	240	A Cal St. Fullerton	55 56							
155	A New Mexico St.	52 58	163	H UC Riverside	56 53							

Non-Div I Games: Ottawa (AZ) 90 61 La Verne 86 79 Arizona Christian 76 68

Utah Valley

Loss, Non-Conf, S Site, H Home A Away N Neutral

Average RPI Win:	215	WON-LOST	WINNING	LAST 10	STRENGTH OF	OPP. STRENGTH	TEAM	ADJ.	CONF.	ADJ CONF.
Average RPI Loss:	100	RECORD	PCT. RANK	GAMES	SCHEDULE	OF SCHEDULE	RPI	RPI	RPI	RPI
DIV. I ONLY	19- 6	41	1- 0	257	123	101	101	17	17	
DIV. I NON-CONF.	8- 5	119	0- 0	187	118	113	113	16	16	
TOTALS	RPI 1-25	RPI 26-50	W-L RECORDS	RPI 51-100	RPI 101-150	RPI 150+				
19- 6	0- 0	0- 1	OVERALL	1- 3	4- 1	14- 1				
11- 1	0- 0	0- 0	HOME	0- 1	3- 0	8- 0				
7- 4	0- 0	0- 1	AWAY	1- 2	1- 0	5- 1				
1- 1	0- 0	0- 0	NEUTRAL	0- 0	0- 1	1- 0				
8- 5	0- 0	0- 1	NON-CONFERENCE	1- 3	2- 1	5- 0				
4- 1	0- 0	0- 0	HOME	0- 1	2- 0	2- 0				
3- 3	0- 0	0- 1	AWAY	1- 2	0- 0	2- 0				
1- 1	0- 0	0- 0	NEUTRAL	0- 0	0- 1	1- 0				
11- 1	0- 0	0- 0	CONFERENCE	0- 0	2- 0	9- 1				
7- 0	0- 0	0- 0	HOME	0- 0	1- 0	6- 0				
4- 1	0- 0	0- 0	AWAY	0- 0	1- 0	3- 1				
0- 0	0- 0	0- 0	NEUTRAL	0- 0	0- 0	0- 0				

RPI	S	Opponent	Score	RPI	S	Opponent	Score	RPI	S	Opponent	Score	RPI	S	Opponent	Score	Team's RPI: 101
29	A	North Carolina	47 59	70	A	Old Dominion	57 60	106	H	UNCW	58 47					
				78	A	Cincinnati	54 66	113	H	Dayton	64 62					
				90	A	Georgetown	47 45	117	H	Wake Forest	53 40					
				92	H	Radford	49 54	120	A	Fordham	47 44					
								123	N	IUPUI	61 63					
								164	A	William & Mary	72 55					
								188	H	Saint Louis	57 47					
								204	H	Massachusetts	52 48					
								208	A	George Washington	48 57					
								220	A	N.C. A&T	54 48					
								227	H	Rhode Island	74 39					
								233	A	St. Bonaventure	59 50					
								245	A	Saint Joseph's	65 47					
								245	H	Saint Joseph's	59 40					
								256	A	Richmond	68 43					
								256	H	Richmond	58 37					
								287	H	La Salle	68 38					
								322	N	Weber St.	64 36					
								340	H	Longwood	84 55					
								346	H	Delaware St.	97 55					
LAST 12 Division I GAMES:																
113	H	Dayton	64 62	208	A	George Washington	48 57									
256	H	Richmond	58 37	227	H	Rhode Island	74 39									
233	A	St. Bonaventure	59 50	120	A	Fordham	47 44									
245	A	Saint Joseph's	65 47	256	A	Richmond	68 43									
204	H	Massachusetts	52 48	287	H	La Salle	68 38									
188	H	Saint Louis	57 47	245	H	Saint Joseph's	59 40									

Non-Div I Games:

VCU

Valparaiso

Through Games Of Feb. 14, 2019

Average RPI Win:	285	WON-LOST	WINNING	LAST 10	STRENGTH OF	OPP. STRENGTH	TEAM	ADJ.	CONF.	ADJ CONF.
Average RPI Loss:	152	RECORD	PCT. RANK	GAMES	SCHEDULE	OF SCHEDULE	RPI	RPI	RPI	RPI
DIV. I ONLY	6- 17	297	0- 1	241	207	294	294	13	13	
DIV. I NON-CONF.	4- 8	241	0- 0	328	313	321	321	14	14	
TOTALS	RPI 1-25	RPI 26-50	W-L RECORDS	RPI 51-100	RPI 101-150	RPI 150+				
6- 17	0- 2	0- 0	OVERALL	0- 5	0- 1	6- 9				
3- 9	0- 1	0- 0	HOME	0- 3	0- 0	3- 5				
2- 8	0- 1	0- 0	AWAY	0- 2	0- 1	2- 4				
1- 0	0- 0	0- 0	NEUTRAL	0- 0	0- 0	1- 0				
4- 8	0- 0	0- 0	NON-CONFERENCE	0- 2	0- 1	4- 5				
1- 5	0- 0	0- 0	HOME	0- 2	0- 0	1- 3				
2- 3	0- 0	0- 0	AWAY	0- 0	0- 1	2- 2				
1- 0	0- 0	0- 0	NEUTRAL	0- 0	0- 0	1- 0				
2- 9	0- 2	0- 0	CONFERENCE	0- 3	0- 0	2- 4				
2- 4	0- 1	0- 0	HOME	0- 1	0- 0	2- 2				
0- 5	0- 1	0- 0	AWAY	0- 2	0- 0	0- 2				
0- 0	0- 0	0- 0	NEUTRAL	0- 0	0- 0	0- 0				

RPI 1-25				RPI 26-50				RPI 51-100				RPI 101+ Team's RPI: 294			
RPI	S	Opponent	Score	RPI	S	Opponent	Score	RPI	S	Opponent	Score	RPI	S	Opponent	Score
20	A	Drake	53 84					59	H	Miami (OH)	47 68	135	A	Morehead St.	62 68
20	H	Drake	62 88					62	A	Missouri St.	63 108	157	H	Bradley	76 73
								74	H	Toledo	59 65	165	A	Southern Ill.	65 87
								83	A	UNI	52 71	171	H	Indiana St.	82 86
								83	H	UNI	56 64	184	A	Illinois	54 73
												189	H	Illinois St.	67 70
												210	H	Bowling Green	72 79
												228	H	North Dakota	56 62
												249	A	Loyola Chicago	54 80
												262	N	St. Francis Brooklyn	78 76
												276	H	Eastern Ill.	62 60
												323	H	North Dakota St.	48 51
												332	A	Purdue Fort Wayne	68 64
												334	H	Evansville	93 49
												336	A	UIC	65 75
												348	A	Chicago St.	76 70
LAST 12 Division I GAMES:															
83	H	UNI	56 64	334	H	Evansville	93 49								
20	H	Drake	62 88	171	H	Indiana St.	82 86								
189	H	Illinois St.	67 70	20	A	Drake	53 84								
157	H	Bradley	76 73	83	A	UNI	52 71								
62	A	Missouri St.	63 108	249	A	Loyola Chicago	54 80								
165	A	Southern Ill.	65 87	210	H	Bowling Green	72 79								

Non-Div I Games:

Valparaiso

■ Loss,
 ■ Non-Conf,
 ■ S Site,
 ■ H Home
 ■ A Away
 N Neutral

Vanderbilt

Through Games Of Feb. 14, 2019

Average RPI Win:	258	WON-LOST	WINNING	LAST 10	STRENGTH OF	OPP. STRENGTH	TEAM	ADJ.	CONF.	ADJ CONF.
Average RPI Loss:	57	RECORD	PCT. RANK	GAMES	SCHEDULE	OF SCHEDULE	RPI	RPI	RPI	RPI
DIV. I ONLY	6- 18	301	0- 1	32	52	187	187	5	5	
DIV. I NON-CONF.	5- 8	224	0- 0	83	66	182	182	4	4	
TOTALS	RPI 1-25	RPI 26-50	W-L RECORDS	RPI 51-100	RPI 101-150	RPI 150+				
6- 18	0- 8	0- 1	OVERALL	0- 5	0- 3	6- 1				
5- 6	0- 1	0- 1	HOME	0- 2	0- 2	5- 0				
1- 9	0- 5	0- 0	AWAY	0- 3	0- 0	1- 1				
0- 3	0- 2	0- 0	NEUTRAL	0- 0	0- 1	0- 0				
5- 8	0- 3	0- 1	NON-CONFERENCE	0- 2	0- 2	5- 0				
4- 2	0- 0	0- 1	HOME	0- 0	0- 1	4- 0				
1- 3	0- 1	0- 0	AWAY	0- 2	0- 0	1- 0				
0- 3	0- 2	0- 0	NEUTRAL	0- 0	0- 1	0- 0				
1- 10	0- 5	0- 0	CONFERENCE	0- 3	0- 1	1- 1				
1- 4	0- 1	0- 0	HOME	0- 2	0- 1	1- 0				
0- 6	0- 4	0- 0	AWAY	0- 1	0- 0	0- 1				
0- 0	0- 0	0- 0	NEUTRAL	0- 0	0- 0	0- 0				

RPI S	Opponent	Score	RPI S	Opponent	Score	RPI S	Opponent	Score	RPI S	Opponent	Score	Team's RPI: 187
6 N	UConn	42 80	27 H	Central Mich.	57 66	51 A	Middle Tenn.	58 65	108 H	Georgia	64 71	
8 A	NC State	54 74				53 H	Tennessee	65 82	115 N	Creighton	55 75	
14 A	South Carolina	69 80				57 H	Auburn	70 72	139 H	North Ala.	71 74	
19 A	Texas A&M	53 69				58 A	Kansas St.	61 72	191 A	Ball St.	60 43	
19 H	Texas A&M	43 50				84 A	Arkansas	62 83	198 A	Ole Miss	60 65	
21 N	Miami (FL)	65 90							198 H	Ole Miss	80 68	
22 A	Kentucky	55 77							261 H	Austin Peay	99 70	
23 A	Missouri	46 69							272 H	Samford	77 52	
									290 H	Tennessee St.	89 63	
									333 H	Presbyterian	78 43	
LAST 12 Division I GAMES:												
198 A	Ole Miss	60 65	57 H	Auburn	70 72							
23 A	Missouri	46 69	84 A	Arkansas	62 83							
53 H	Tennessee	65 82	19 H	Texas A&M	43 50							
19 A	Texas A&M	53 69	108 H	Georgia	64 71							
14 A	South Carolina	69 80	22 A	Kentucky	55 77							
198 H	Ole Miss	80 68	272 H	Samford	77 52							

Non-Div I Games:

Vanderbilt

Loss, Non-Conf, S Site, H Home A Away N Neutral

Average RPI Win: 285	WON-LOST	WINNING	LAST 10	STRENGTH OF	OPP. STRENGTH	TEAM	ADJ.	CONF.	ADJ CONF.
Average RPI Loss: 165	RECORD	PCT. RANK	GAMES	SCHEDULE	OF SCHEDULE	RPI	RPI	RPI	RPI
DIV. I ONLY	9- 14	236	0- 1	256	291	267	267	23	23
DIV. I NON-CONF.	3- 8	267	0- 1	196	300	288	288	25	25
TOTALS	RPI 1-25	RPI 26-50	W-L RECORDS	RPI 51-100	RPI 101-150	RPI 150+			
9- 14	0- 0	0- 0	OVERALL	0- 4	0- 3	9- 7			
5- 7	0- 0	0- 0	HOME	0- 3	0- 0	5- 4			
4- 7	0- 0	0- 0	AWAY	0- 1	0- 3	4- 3			
0- 0	0- 0	0- 0	NEUTRAL	0- 0	0- 0	0- 0			
3- 8	0- 0	0- 0	NON-CONFERENCE	0- 2	0- 2	3- 4			
2- 5	0- 0	0- 0	HOME	0- 2	0- 0	2- 3			
1- 3	0- 0	0- 0	AWAY	0- 0	0- 2	1- 1			
0- 0	0- 0	0- 0	NEUTRAL	0- 0	0- 0	0- 0			
6- 6	0- 0	0- 0	CONFERENCE	0- 2	0- 1	6- 3			
3- 2	0- 0	0- 0	HOME	0- 1	0- 0	3- 1			
3- 4	0- 0	0- 0	AWAY	0- 1	0- 1	3- 2			
0- 0	0- 0	0- 0	NEUTRAL	0- 0	0- 0	0- 0			

RPI S	Opponent	Score	RPI S	Opponent	Score	RPI S	Opponent	Score	RPI S	Opponent	Score	Team's RPI: 267
						73	A Maine	45 66	107	A Hartford	32 61	
						73	H Maine	51 63	131	A Kansas	36 77	
						75	H Yale	55 58	148	A South Fla.	55 102	
						77	H Drexel	44 60	162	H Stony Brook	61 67	
									178	H Rider	54 49	
									199	H Dartmouth	42 66	
									205	H Holy Cross	40 65	
									227	H Rhode Island	58 61	
									234	A Albany (NY)	40 65	
									234	H Albany (NY)	52 39	
									255	A Binghamton	58 57	
									278	A Canisius	46 67	
									309	H Wagner	56 54	
									311	A UMBC	58 44	
									314	A NJIT	71 63	
									320	A New Hampshire	51 50	
									320	H New Hampshire	69 60	
									325	A UMass Lowell	51 54	
									325	H UMass Lowell	52 42	
LAST 12 Division I GAMES:												
			77	H Drexel	44 60		311	A UMBC	58 44			
			320	A New Hampshire	51 50		255	A Binghamton	58 57			
			234	A Albany (NY)	40 65		320	H New Hampshire	69 60			
			73	A Maine	45 66		107	A Hartford	32 61			
			325	H UMass Lowell	52 42		73	H Maine	51 63			
			162	H Stony Brook	61 67		234	H Albany (NY)	52 39			

Non-Div I Games: Norwich 78 28

Vermont

Average RPI Win:	146	WON-LOST	WINNING	LAST 10	STRENGTH OF	OPP. STRENGTH	TEAM	ADJ.	CONF.	ADJ CONF.
Average RPI Loss:	46	RECORD	PCT. RANK	GAMES	SCHEDULE	OF SCHEDULE	RPI	RPI	RPI	RPI
DIV. I ONLY	15- 9	104	0- 1	37	44	42	42	6	6	
DIV. I NON-CONF.	9- 2	43	0- 0	89	60	22	22	5	5	
TOTALS	RPI 1-25	RPI 26-50	W-L RECORDS	RPI 51-100	RPI 101-150	RPI 150+				
15- 9	0- 3	0- 3	OVERALL	2- 2	7- 1	6- 0				
8- 3	0- 1	0- 2	HOME	1- 0	4- 0	3- 0				
7- 5	0- 2	0- 1	AWAY	1- 1	3- 1	3- 0				
0- 1	0- 0	0- 0	NEUTRAL	0- 1	0- 0	0- 0				
9- 2	0- 1	0- 0	NON-CONFERENCE	2- 1	2- 0	5- 0				
5- 0	0- 0	0- 0	HOME	1- 0	2- 0	2- 0				
4- 1	0- 1	0- 0	AWAY	1- 0	0- 0	3- 0				
0- 1	0- 0	0- 0	NEUTRAL	0- 1	0- 0	0- 0				
6- 7	0- 2	0- 3	CONFERENCE	0- 1	5- 1	1- 0				
3- 3	0- 1	0- 2	HOME	0- 0	2- 0	1- 0				
3- 4	0- 1	0- 1	AWAY	0- 1	3- 1	0- 0				
0- 0	0- 0	0- 0	NEUTRAL	0- 0	0- 0	0- 0				

RPI 1-25				RPI 26-50				Team's RPI: 42	RPI 51-100				RPI 101+			
RPI	S	Opponent	Score	RPI	S	Opponent	Score		RPI	S	Opponent	Score	RPI	S	Opponent	Score
7	A	Marquette	55 93	32	A	DePaul	70 93		68	N	Virginia Tech	59 61	107	H	Hartford	59 41
7	H	Marquette	55 91	32	H	DePaul	59 66		71	A	Penn	58 50	108	H	Georgia	62 56
15	A	UCF	56 71	45	H	Butler	55 63		90	A	Georgetown	63 68	109	A	St. John's (NY)	73 57
									97	H	Princeton	67 46	115	A	Creighton	54 52
													115	H	Creighton	67 62
													116	A	Providence	61 67
													116	H	Providence	53 33
													118	A	Seton Hall	70 66
													152	A	Lehigh	70 48
													168	H	Temple	76 68
													169	H	Xavier	75 71
													208	A	George Washington	60 45
													245	A	Saint Joseph's	47 35
													287	H	La Salle	81 68
LAST 12 Division I GAMES:																
7	A	Marquette	55 93	90	A	Georgetown	63 68									
32	A	DePaul	70 93	71	A	Penn	58 50									
115	H	Creighton	67 62	32	H	DePaul	59 66									
116	H	Providence	53 33	7	H	Marquette	55 91									
109	A	St. John's (NY)	73 57	116	A	Providence	61 67									
118	A	Seton Hall	70 66	115	A	Creighton	54 52									

Non-Div I Games:

Villanova

■ Loss,
■ Non-Conf, S Site,
■ Home
■ Away
N Neutral

Average RPI Win:	139	WON-LOST	WINNING	LAST 10	STRENGTH OF	OPP. STRENGTH	TEAM	ADJ.	CONF.	ADJ CONF.
Average RPI Loss:	51	RECORD	PCT. RANK	GAMES	SCHEDULE	OF SCHEDULE	RPI	RPI	RPI	RPI
DIV. I ONLY	10- 14	222	1- 0	8	19	100	100	1	1	
DIV. I NON-CONF.	6- 7	172	0- 0	30	57	118	118	1	1	
TOTALS	RPI 1-25	RPI 26-50	W-L RECORDS	RPI 51-100	RPI 101-150	RPI 150+				
10- 14	0- 8	0- 2	OVERALL	4- 1	3- 2	3- 1				
7- 7	0- 3	0- 1	HOME	3- 1	1- 1	3- 1				
2- 6	0- 5	0- 1	AWAY	1- 0	1- 0	0- 0				
1- 1	0- 0	0- 0	NEUTRAL	0- 0	1- 1	0- 0				
6- 7	0- 3	0- 1	NON-CONFERENCE	2- 1	1- 1	3- 1				
4- 4	0- 1	0- 1	HOME	1- 1	0- 0	3- 1				
1- 2	0- 2	0- 0	AWAY	1- 0	0- 0	0- 0				
1- 1	0- 0	0- 0	NEUTRAL	0- 0	1- 1	0- 0				
4- 7	0- 5	0- 1	CONFERENCE	2- 0	2- 1	0- 0				
3- 3	0- 2	0- 0	HOME	2- 0	1- 1	0- 0				
1- 4	0- 3	0- 1	AWAY	0- 0	1- 0	0- 0				
0- 0	0- 0	0- 0	NEUTRAL	0- 0	0- 0	0- 0				

RPI 1-25				RPI 26-50				RPI 51-100 Team's RPI: 100				RPI 101+			
RPI	S	Opponent	Score	RPI	S	Opponent	Score	RPI	S	Opponent	Score	RPI	S	Opponent	Score
3	A	Louisville	43 91	27	H	Central Mich.	61 74	68	H	Virginia Tech	62 58	105	H	Boston College	79 77
8	H	NC State	38 66	46	A	Clemson	65 71	70	A	Old Dominion	73 67	117	H	Wake Forest	42 52
9	H	Mississippi St.	44 72					85	H	Duke	53 47	121	A	Pittsburgh	74 57
10	A	Syracuse	68 72					92	H	Radford	44 57	133	N	Alabama	52 64
18	H	Florida St.	61 63					99	H	American	57 54	148	N	South Fla.	74 67
21	A	Miami (FL)	59 72									151	H	Charlotte	65 61
22	A	Kentucky	51 63									188	H	Saint Louis	65 67
24	A	Michigan St.	66 91									220	H	N.C. A&T	67 57
												327	H	Coppin St.	55 41
LAST 12 Division I GAMES:															
85	H	Duke	53 47	3	A	Louisville	43 91								
105	H	Boston College	79 77	8	H	NC State	38 66								
21	A	Miami (FL)	59 72	68	H	Virginia Tech	62 58								
10	A	Syracuse	68 72	46	A	Clemson	65 71								
117	H	Wake Forest	42 52	18	H	Florida St.	61 63								
121	A	Pittsburgh	74 57	151	H	Charlotte	65 61								

Non-Div I Games:

Virginia

■ Loss,
■ Non-Conf, S Site,
■ Home
■ Away
N Neutral

Average RPI Win:	173	WON-LOST	WINNING	LAST 10	STRENGTH OF	OPP. STRENGTH	TEAM	ADJ.	CONF.	ADJ CONF.
Average RPI Loss:	24	RECORD	PCT. RANK	GAMES	SCHEDULE	OF SCHEDULE	RPI	RPI	RPI	RPI
DIV. I ONLY	16- 8	82	1- 0	67	22	68	68	1	1	
DIV. I NON-CONF.	13- 0	1	0- 0	263	138	36	36	1	1	
TOTALS	RPI 1-25	RPI 26-50	W-L RECORDS	RPI 51-100	RPI 101-150	RPI 150+				
16- 8	0- 6	2- 1	OVERALL	3- 1	4- 0	7- 0				
8- 5	0- 4	1- 1	HOME	1- 0	1- 0	5- 0				
4- 3	0- 2	0- 0	AWAY	1- 1	2- 0	1- 0				
4- 0	0- 0	1- 0	NEUTRAL	1- 0	1- 0	1- 0				
13- 0	0- 0	2- 0	NON-CONFERENCE	2- 0	2- 0	7- 0				
8- 0	0- 0	1- 0	HOME	1- 0	1- 0	5- 0				
1- 0	0- 0	0- 0	AWAY	0- 0	0- 0	1- 0				
4- 0	0- 0	1- 0	NEUTRAL	1- 0	1- 0	1- 0				
3- 8	0- 6	0- 1	CONFERENCE	1- 1	2- 0	0- 0				
0- 5	0- 4	0- 1	HOME	0- 0	0- 0	0- 0				
3- 3	0- 2	0- 0	AWAY	1- 1	2- 0	0- 0				
0- 0	0- 0	0- 0	NEUTRAL	0- 0	0- 0	0- 0				

RPI 1-25				RPI 26-50				RPI 51-100				Team's RPI: 68	RPI 101+			
RPI	S	Opponent	Score	RPI	S	Opponent	Score	RPI	S	Opponent	Score		RPI	S	Opponent	Score
1	H	Notre Dame	51 80	26	H	Rutgers	67 51	85	A	Duke	64 57		105	A	Boston College	95 86
3	H	Louisville	63 72	29	H	North Carolina	69 81	91	N	Ohio St.	81 73		113	N	Dayton	69 57
8	A	NC State	61 70	42	N	Villanova	61 59	92	H	Radford	55 44		121	A	Pittsburgh	74 58
10	H	Syracuse	73 75					100	A	Virginia	58 62		144	H	Chattanooga	74 59
18	H	Florida St.	54 56										214	H	Monmouth	82 49
21	A	Miami (FL)	61 68										243	A	Liberty	72 61
													256	N	Richmond	85 57
													265	H	Mt. St. Mary's	83 51
													284	H	Ga. Southern	78 49
													340	H	Longwood	93 39
													343	H	USC Upstate	96 45
LAST 12 Division I GAMES:																
				85	A	Duke	64 57	8	A	NC State	61 70					
				3	H	Louisville	63 72	1	H	Notre Dame	51 80					
				105	A	Boston College	95 86	100	A	Virginia	58 62					
				121	A	Pittsburgh	74 58	10	H	Syracuse	73 75					
				18	H	Florida St.	54 56	21	A	Miami (FL)	61 68					
				29	H	North Carolina	69 81	340	H	Longwood	93 39					

Non-Div I Games:

Virginia Tech

■ Loss,
 ■ Non-Conf,
 ■ S Site,
 ■ H Home
 ■ A Away
 N Neutral

Average RPI Win:	317	WON-LOST	WINNING	LAST 10	STRENGTH OF	OPP. STRENGTH	TEAM	ADJ.	CONF.	ADJ CONF.
Average RPI Loss:	223	RECORD	PCT. RANK	GAMES	SCHEDULE	OF SCHEDULE	RPI	RPI	RPI	RPI
DIV. I ONLY	7- 14	261	0- 1	315	350	309	309	31	31	
DIV. I NON-CONF.	1- 9	326	0- 1	284	341	340	340	31	31	
TOTALS	RPI 1-25	RPI 26-50	W-L RECORDS	RPI 51-100	RPI 101-150	RPI 150+				
7- 14	0- 0	0- 0	OVERALL	0- 1	0- 2	7- 11				
4- 4	0- 0	0- 0	HOME	0- 1	0- 0	4- 3				
3- 9	0- 0	0- 0	AWAY	0- 0	0- 2	3- 7				
0- 1	0- 0	0- 0	NEUTRAL	0- 0	0- 0	0- 1				
1- 9	0- 0	0- 0	NON-CONFERENCE	0- 1	0- 2	1- 6				
0- 3	0- 0	0- 0	HOME	0- 1	0- 0	0- 2				
1- 5	0- 0	0- 0	AWAY	0- 0	0- 2	1- 3				
0- 1	0- 0	0- 0	NEUTRAL	0- 0	0- 0	0- 1				
6- 5	0- 0	0- 0	CONFERENCE	0- 0	0- 0	6- 5				
4- 1	0- 0	0- 0	HOME	0- 0	0- 0	4- 1				
2- 4	0- 0	0- 0	AWAY	0- 0	0- 0	2- 4				
0- 0	0- 0	0- 0	NEUTRAL	0- 0	0- 0	0- 0				

RPI S	Opponent	Score	RPI S	Opponent	Score	RPI S	Opponent	Score	RPI S	Opponent	Score	Team's RPI: 309
						75	H Yale	41 74	118	A Seton Hall	40 95	
									120	A Fordham	59 80	
									162	A Stony Brook	45 70	
									216	A Robert Morris	46 69	
									218	A Saint Francis (PA)	70 107	
									226	A Sacred Heart	64 72	
									226	H Sacred Heart	68 80	
									262	A St. Francis Brooklyn	61 76	
									262	H St. Francis Brooklyn	87 85	
									265	H Mt. St. Mary's	92 76	
									267	A Vermont	54 56	
									289	N Siena	71 74	
									291	H Army West Point	46 61	
									304	A Central Conn. St.	75 63	
									321	H Lafayette	43 66	
									328	A Saint Peter's	57 69	
									340	A Longwood	86 60	
									344	H Fairleigh Dickinson	71 59	
									351	A LIU Brooklyn	66 62	
									351	H LIU Brooklyn	72 62	
LAST 12 Division I GAMES:												
			289	N Siena	71 74		226	A Sacred Heart	64 72			
			262	H St. Francis Brooklyn	87 85		265	H Mt. St. Mary's	92 76			
			351	A LIU Brooklyn	66 62		344	H Fairleigh Dickinson	71 59			
			351	H LIU Brooklyn	72 62		226	H Sacred Heart	68 80			
			218	A Saint Francis (PA)	70 107		304	A Central Conn. St.	75 63			
			216	A Robert Morris	46 69		262	A St. Francis Brooklyn	61 76			

Non-Div I Games: Staten Island 86 59

Wagner

■ Loss,
 ■ Non-Conf,
 ■ S Site,
 ■ H Home
 ■ A Away
 N Neutral

Wake Forest

Through Games Of Feb. 14, 2019

Average RPI Win:	168	WON-LOST	WINNING	LAST 10	STRENGTH OF	OPP. STRENGTH	TEAM	ADJ.	CONF.	ADJ CONF.
Average RPI Loss:	62	RECORD	PCT. RANK	GAMES	SCHEDULE	OF SCHEDULE	RPI	RPI	RPI	RPI
DIV. I ONLY	10- 14	222	0- 1	14	68	117	117	1	1	
DIV. I NON-CONF.	9- 4	85	0- 0	52	280	77	77	1	1	
TOTALS	RPI 1-25	RPI 26-50	W-L RECORDS	RPI 51-100	RPI 101-150	RPI 150+				
10- 14	0- 5	1- 4	OVERALL	1- 1	2- 2	6- 2				
7- 8	0- 3	1- 3	HOME	0- 0	2- 1	4- 1				
2- 6	0- 2	0- 1	AWAY	1- 1	0- 1	1- 1				
1- 0	0- 0	0- 0	NEUTRAL	0- 0	0- 0	1- 0				
9- 4	0- 0	1- 1	NON-CONFERENCE	0- 0	2- 1	6- 2				
7- 2	0- 0	1- 1	HOME	0- 0	2- 0	4- 1				
1- 2	0- 0	0- 0	AWAY	0- 0	0- 1	1- 1				
1- 0	0- 0	0- 0	NEUTRAL	0- 0	0- 0	1- 0				
1- 10	0- 5	0- 3	CONFERENCE	1- 1	0- 1	0- 0				
0- 6	0- 3	0- 2	HOME	0- 0	0- 1	0- 0				
1- 4	0- 2	0- 1	AWAY	1- 1	0- 0	0- 0				
0- 0	0- 0	0- 0	NEUTRAL	0- 0	0- 0	0- 0				

RPI	S	Opponent	Score	RPI	S	Opponent	Score	RPI	S	Opponent	Score	RPI	S	Opponent	Score	Team's RPI: 117
1	A	Notre Dame	48 78	29	A	North Carolina	61 84	85	A	Duke	52 66	101	A	VCU	40 53	
3	H	Louisville	49 73	35	H	James Madison	50 49	100	A	Virginia	52 42	105	H	Boston College	64 65	
8	H	NC State	50 59	43	H	Georgia Tech	46 60					109	H	St. John's (NY)	64 59	
18	A	Florida St.	61 85	44	H	Indiana	73 87					114	H	Towson	60 53	
21	H	Miami (FL)	57 72	46	H	Clemson	53 69					151	A	Charlotte	69 43	
												159	H	Mercer	69 54	
												169	H	Xavier	50 62	
												176	H	UMES	78 67	
												195	A	East Carolina	61 70	
												256	H	Richmond	62 48	
												269	H	Norfolk St.	63 61	
												306	N	South Carolina St.	58 44	
LAST 12 Division I GAMES:																
43	H	Georgia Tech	46 60	3	H	Louisville	49 73									
46	H	Clemson	53 69	29	A	North Carolina	61 84									
18	A	Florida St.	61 85	1	A	Notre Dame	48 78									
8	H	NC State	50 59	105	H	Boston College	64 65									
100	A	Virginia	52 42	21	H	Miami (FL)	57 72									
85	A	Duke	52 66	269	H	Norfolk St.	63 61									

Non-Div I Games:

Wake Forest

■ Loss,
■ Non-Conf,
■ S Site,
■ H Home
■ A Away
N Neutral

Average RPI Win:	190	WON-LOST	WINNING	LAST 10	STRENGTH OF	OPP. STRENGTH	TEAM	ADJ.	CONF.	ADJ CONF.
Average RPI Loss:	51	RECORD	PCT. RANK	GAMES	SCHEDULE	OF SCHEDULE	RPI	RPI	RPI	RPI
DIV. I ONLY	8- 16	261	0- 1	16	57	143	143	2	2	
DIV. I NON-CONF.	7- 5	132	0- 1	93	154	130	130	2	2	
TOTALS	RPI 1-25	RPI 26-50	W-L RECORDS	RPI 51-100	RPI 101-150	RPI 150+				
8- 16	0- 4	0- 5	OVERALL	2- 4	1- 3	5- 0				
6- 7	0- 2	0- 1	HOME	1- 3	1- 1	4- 0				
1- 7	0- 2	0- 3	AWAY	0- 1	0- 1	1- 0				
1- 2	0- 0	0- 1	NEUTRAL	1- 0	0- 1	0- 0				
7- 5	0- 1	0- 1	NON-CONFERENCE	2- 1	0- 2	5- 0				
5- 2	0- 1	0- 0	HOME	1- 1	0- 0	4- 0				
1- 1	0- 0	0- 0	AWAY	0- 0	0- 1	1- 0				
1- 2	0- 0	0- 1	NEUTRAL	1- 0	0- 1	0- 0				
1- 11	0- 3	0- 4	CONFERENCE	0- 3	1- 1	0- 0				
1- 5	0- 1	0- 1	HOME	0- 2	1- 1	0- 0				
0- 6	0- 2	0- 3	AWAY	0- 1	0- 0	0- 0				
0- 0	0- 0	0- 0	NEUTRAL	0- 0	0- 0	0- 0				

RPI	S	Opponent	Score	RPI	S	Opponent	Score	RPI	S	Opponent	Score	RPI	S	Opponent	Score	Team's RPI: 143
4	A	Oregon	71 84	30	A	Oregon St.	67 78	52	H	Utah	43 58	120	N	Fordham	57 65	
4	H	Oregon	57 76	30	H	Oregon St.	39 86	55	A	Southern California	57 82	124	H	Washington St.	76 79	
5	A	Stanford	54 91	34	A	California	70 79	56	H	Boise St.	69 73	129	A	Tulane	51 63	
9	H	Mississippi St.	56 103	40	A	UCLA	60 76	79	H	Arizona	59 69	140	H	Colorado	68 58	
				49	N	Michigan	73 80	85	N	Duke	71 64	170	H	Montana	69 54	
								91	H	Ohio St.	69 59	215	H	George Mason	81 52	
												236	H	Northern Ariz.	81 59	
												240	H	Cal St. Fullerton	83 74	
												342	A	Seattle U	69 58	
LAST 12 Division I GAMES:																
56	H	Boise St.	69 73	4	H	Oregon	57 76									
49	N	Michigan	73 80	30	H	Oregon St.	39 86									
120	N	Fordham	57 65	34	A	California	70 79									
79	H	Arizona	59 69	5	A	Stanford	54 91									
40	A	UCLA	60 76	52	H	Utah	43 58									
55	A	Southern California	57 82	140	H	Colorado	68 58									

Non-Div I Games:

Washington

■ Loss,
■ Non-Conf,
■ S Site,
■ H Home
■ A Away
N Neutral

Average RPI Win:	151	WON-LOST	WINNING	LAST 10	STRENGTH OF	OPP. STRENGTH	TEAM	ADJ.	CONF.	ADJ CONF.
Average RPI Loss:	57	RECORD	PCT. RANK	GAMES	SCHEDULE	OF SCHEDULE	RPI	RPI	RPI	RPI
DIV. I ONLY	8- 16	261	1- 0	7	32	124	124	2	2	
DIV. I NON-CONF.	5- 6	177	1- 0	80	115	168	168	2	2	
TOTALS	RPI 1-25	RPI 26-50	W-L RECORDS	RPI 51-100	RPI 101-150	RPI 150+				
8- 16	0- 5	0- 5	OVERALL	3- 3	2- 1	3- 2				
5- 7	0- 2	0- 2	HOME	3- 2	1- 0	1- 1				
1- 8	0- 3	0- 3	AWAY	0- 1	1- 0	0- 1				
2- 1	0- 0	0- 0	NEUTRAL	0- 0	0- 1	2- 0				
5- 6	0- 1	0- 1	NON-CONFERENCE	2- 1	0- 1	3- 2				
3- 3	0- 0	0- 1	HOME	2- 1	0- 0	1- 1				
0- 2	0- 1	0- 0	AWAY	0- 0	0- 0	0- 1				
2- 1	0- 0	0- 0	NEUTRAL	0- 0	0- 1	2- 0				
3- 10	0- 4	0- 4	CONFERENCE	1- 2	2- 0	0- 0				
2- 4	0- 2	0- 1	HOME	1- 1	1- 0	0- 0				
1- 6	0- 2	0- 3	AWAY	0- 1	1- 0	0- 0				
0- 0	0- 0	0- 0	NEUTRAL	0- 0	0- 0	0- 0				

RPI 1-25				RPI 26-50				RPI 51-100				RPI 101+ Team's RPI: 124			
RPI	S	Opponent	Score	RPI	S	Opponent	Score	RPI	S	Opponent	Score	RPI	S	Opponent	Score
4	A	Oregon	58 98	30	A	Oregon St.	69 76	52	H	Utah	68 72	131	N	Kansas	63 71
4	H	Oregon	64 79	30	H	Oregon St.	35 52	55	A	Southern California	73 81	140	H	Colorado	74 48
5	A	Stanford	64 85	34	A	California	63 77	56	H	Boise St.	95 71	143	A	Washington	79 76
13	A	Gonzaga	53 76	40	A	UCLA	56 83	79	H	Arizona	90 88	161	A	CSUN	52 65
16	H	Arizona St.	46 61	47	H	Saint Mary's (CA)	64 70	82	H	UC Davis	62 75	202	N	Jacksonville St.	64 51
								94	H	Nebraska	87 84	213	H	Utah St.	61 72
												244	N	Wichita St.	85 59
												247	H	San Francisco	91 61
LAST 12 Division I GAMES:															
244	N	Wichita St.	85 59	30	H	Oregon St.	35 52								
202	N	Jacksonville St.	64 51	4	H	Oregon	64 79								
79	H	Arizona	90 88	5	A	Stanford	64 85								
16	H	Arizona St.	46 61	34	A	California	63 77								
55	A	Southern California	73 81	140	H	Colorado	74 48								
40	A	UCLA	56 83	52	H	Utah	68 72								

Non-Div I Games:

Washington St.

■ Loss,
 ■ Non-Conf,
 ■ S Site,
 ■ H Home
 ■ A Away
 N Neutral

Average RPI Win:	248	WON-LOST	WINNING	LAST 10	STRENGTH OF	OPP. STRENGTH	TEAM	ADJ.	CONF.	ADJ CONF.
Average RPI Loss:	173	RECORD	PCT. RANK	GAMES	SCHEDULE	OF SCHEDULE	RPI	RPI	RPI	RPI
DIV. I ONLY	4- 19	324	0- 0	255	198	322	322	16	16	
DIV. I NON-CONF.	2- 7	288	0- 0	286	238	312	312	12	12	
TOTALS	RPI 1-25	RPI 26-50	W-L RECORDS	RPI 51-100	RPI 101-150	RPI 150+				
4- 19	0- 0	0- 0	OVERALL	0- 3	1- 5	3- 11				
2- 9	0- 0	0- 0	HOME	0- 2	0- 2	2- 5				
2- 9	0- 0	0- 0	AWAY	0- 1	1- 2	1- 6				
0- 1	0- 0	0- 0	NEUTRAL	0- 0	0- 1	0- 0				
2- 7	0- 0	0- 0	NON-CONFERENCE	0- 1	0- 2	2- 4				
1- 2	0- 0	0- 0	HOME	0- 0	0- 0	1- 2				
1- 4	0- 0	0- 0	AWAY	0- 1	0- 1	1- 2				
0- 1	0- 0	0- 0	NEUTRAL	0- 0	0- 1	0- 0				
2- 12	0- 0	0- 0	CONFERENCE	0- 2	1- 3	1- 7				
1- 7	0- 0	0- 0	HOME	0- 2	0- 2	1- 3				
1- 5	0- 0	0- 0	AWAY	0- 0	1- 1	0- 4				
0- 0	0- 0	0- 0	NEUTRAL	0- 0	0- 0	0- 0				

RPI S	Opponent	Score	RPI S	Opponent	Score	RPI S	Opponent	Score	RPI S	Opponent	Score	Team's RPI: 322
						52	A Utah	56 77	101	N VCU	36 64	
						86	H Idaho	74 79	122	A Northern Colo.	55 54	
						93	H Idaho St.	57 70	126	A Pepperdine	47 68	
									134	A Portland St.	38 65	
									134	H Portland St.	59 77	
									145	H Montana St.	59 66	
									163	H UC Riverside	39 71	
									167	H Portland	73 89	
									170	A Montana	56 64	
									170	H Montana	60 72	
									180	H Eastern Wash.	58 64	
									225	A Sacramento St.	62 77	
									236	A Northern Ariz.	64 74	
									236	H Northern Ariz.	64 75	
									270	H UTEP	68 63	
									282	A Southern Utah	79 84	
									282	H Southern Utah	67 66	
									285	A Utah Valley	59 65	
									300	A UTSA	59 66	
									317	A Incarnate Word	72 64	
LAST 12 Division I GAMES:												
170	A Montana	56 64	145	H Montana St.	59 66							
236	H Northern Ariz.	64 75	122	A Northern Colo.	55 54							
282	H Southern Utah	67 66	134	H Portland St.	59 77							
225	A Sacramento St.	62 77	93	H Idaho St.	57 70							
134	A Portland St.	38 65	282	A Southern Utah	79 84							
170	H Montana	60 72	236	A Northern Ariz.	64 74							

Non-Div I Games: La Verne 105 43

Weber St.

■ Loss,
■ Non-Conf,
■ S Site,
■ H Home
■ A Away
N Neutral

West Virginia

Through Games Of Feb. 14, 2019

Average RPI Win:	186	WON-LOST	WINNING	LAST 10	STRENGTH OF	OPP. STRENGTH	TEAM	ADJ.	CONF.	ADJ CONF.
Average RPI Loss:	18	RECORD	PCT. RANK	GAMES	SCHEDULE	OF SCHEDULE	RPI	RPI	RPI	RPI
DIV. I ONLY	17- 6	52	1- 0	133	28	65	65	3	3	
DIV. I NON-CONF.	9- 2	43	1- 0	341	128	187	187	3	3	
TOTALS	RPI 1-25	RPI 26-50	W-L RECORDS	RPI 51-100	RPI 101-150	RPI 150+				
17- 6	2- 5	0- 1	OVERALL	1- 0	6- 0	8- 0				
12- 2	1- 2	0- 0	HOME	1- 0	4- 0	6- 0				
4- 3	1- 2	0- 1	AWAY	0- 0	2- 0	1- 0				
1- 1	0- 1	0- 0	NEUTRAL	0- 0	0- 0	1- 0				
9- 2	0- 2	0- 0	NON-CONFERENCE	0- 0	2- 0	7- 0				
7- 1	0- 1	0- 0	HOME	0- 0	1- 0	6- 0				
1- 0	0- 0	0- 0	AWAY	0- 0	1- 0	0- 0				
1- 1	0- 1	0- 0	NEUTRAL	0- 0	0- 0	1- 0				
8- 4	2- 3	0- 1	CONFERENCE	1- 0	4- 0	1- 0				
5- 1	1- 1	0- 0	HOME	1- 0	3- 0	0- 0				
3- 3	1- 2	0- 1	AWAY	0- 0	1- 0	1- 0				
0- 0	0- 0	0- 0	NEUTRAL	0- 0	0- 0	0- 0				

RPI	S	Opponent	Score	RPI	S	Opponent	Score	RPI	S	Opponent	Score	RPI	S	Opponent	Score
2	A	Baylor	47 79	37	A	TCU	48 62	58	H	Kansas St.	60 30	111	H	Oklahoma St.	67 58
11	A	Iowa St.	61 77									114	H	Towson	90 43
11	H	Iowa St.	73 64									121	A	Pittsburgh	77 43
12	N	Iowa	81 84									131	H	Kansas	71 50
23	H	Missouri	51 68									149	A	Texas Tech	75 72
25	A	Texas	64 58									149	H	Texas Tech	68 65
25	H	Texas	58 70									158	A	Oklahoma	66 55
												235	H	Niagara	84 32
												297	H	Morgan St.	72 37
												307	H	Bryant	94 48
												314	H	NJIT	95 50
												327	H	Coppin St.	78 37
												330	H	Eastern Ky.	78 29
												330	N	Eastern Ky.	81 39
LAST 12 Division I GAMES:															
330	N	Eastern Ky.	81 39	149	H	Texas Tech	68 65	2	A	Baylor	47 79				
149	A	Texas Tech	75 72	11	H	Iowa St.	73 64	158	A	Oklahoma	66 55				
11	A	Iowa St.	61 77	111	H	Oklahoma St.	67 58	25	H	Texas	58 70				
131	H	Kansas	71 50												
25	A	Texas	64 58												
58	H	Kansas St.	60 30												

Non-Div I Games:

West Virginia

■ Loss,
 ■ Non-Conf,
 S Site,
 ■ Home
 ■ Away
 N Neutral

Average RPI Win:	307	WON-LOST	WINNING	LAST 10	STRENGTH OF	OPP. STRENGTH	TEAM	ADJ.	CONF.	ADJ CONF.
Average RPI Loss:	211	RECORD	PCT. RANK	GAMES	SCHEDULE	OF SCHEDULE	RPI	RPI	RPI	RPI
DIV. I ONLY	2- 21	345	0- 1	245	342	339	339	27	27	
DIV. I NON-CONF.	2- 11	316	0- 0	147	346	306	306	24	24	
TOTALS	RPI 1-25	RPI 26-50	W-L RECORDS	RPI 51-100	RPI 101-150	RPI 150+				
2- 21	0- 1	0- 1	OVERALL	0- 0	0- 3	2- 16				
1- 8	0- 0	0- 0	HOME	0- 0	0- 0	1- 8				
1- 12	0- 1	0- 1	AWAY	0- 0	0- 2	1- 8				
0- 1	0- 0	0- 0	NEUTRAL	0- 0	0- 1	0- 0				
2- 11	0- 1	0- 1	NON-CONFERENCE	0- 0	0- 2	2- 7				
1- 4	0- 0	0- 0	HOME	0- 0	0- 0	1- 4				
1- 6	0- 1	0- 1	AWAY	0- 0	0- 1	1- 3				
0- 1	0- 0	0- 0	NEUTRAL	0- 0	0- 1	0- 0				
0- 10	0- 0	0- 0	CONFERENCE	0- 0	0- 1	0- 9				
0- 4	0- 0	0- 0	HOME	0- 0	0- 0	0- 4				
0- 6	0- 0	0- 0	AWAY	0- 0	0- 1	0- 5				
0- 0	0- 0	0- 0	NEUTRAL	0- 0	0- 0	0- 0				

RPI S	Opponent	Score	RPI S	Opponent	Score	RPI S	Opponent	Score	RPI S	Opponent	Score	Team's RPI: 339
22	A Kentucky	39 99	43	A Georgia Tech	49 84				128	A Tennessee Tech	58 77	
									139	N North Ala.	66 89	
									144	A Chattanooga	58 72	
									159	H Mercer	67 69	
									192	A Coastal Caro.	59 77	
									197	A UNC Asheville	49 74	
									209	A Furman	55 65	
									209	H Furman	28 53	
									220	H N.C. A&T	51 69	
									237	H Campbell	37 63	
									246	H Gardner-Webb	52 62	
									254	A ETSU	80 88	
									271	A Winthrop	65 57	
									272	A Samford	43 58	
									272	H Samford	42 75	
									281	A Wofford	65 91	
									281	H Wofford	55 63	
									306	H South Carolina St.	39 54	
									308	A UNC Greensboro	59 71	
									314	A NJIT	71 79	
									343	H USC Upstate	68 64	
LAST 12 Division I GAMES:												
272	A Samford	43 58	272	H Samford	42 75							
281	H Wofford	55 63	159	H Mercer	67 69							
209	H Furman	28 53	209	A Furman	55 65							
254	A ETSU	80 88	281	A Wofford	65 91							
144	A Chattanooga	58 72	246	H Gardner-Webb	52 62							
308	A UNC Greensboro	59 71	306	H South Carolina St.	39 54							

Non-Div I Games: North Greenville 71 44 Young Harris 63 54

Western Caro.

Loss, Non-Conf, S Site, H Home A Away N Neutral

Average RPI Win:	271	WON-LOST	WINNING	LAST 10	STRENGTH OF	OPP. STRENGTH	TEAM	ADJ.	CONF.	ADJ CONF.
Average RPI Loss:	134	RECORD	PCT. RANK	GAMES	SCHEDULE	OF SCHEDULE	RPI	RPI	RPI	RPI
DIV. I ONLY	10- 13	211	1- 0	212	224	219	219	19	19	
DIV. I NON-CONF.	2- 9	297	0- 0	84	184	256	256	19	19	
TOTALS	RPI 1-25	RPI 26-50	W-L RECORDS	RPI 51-100	RPI 101-150	RPI 150+				
10- 13	0- 2	0- 3	OVERALL	0- 2	0- 0	10- 6				
6- 3	0- 2	0- 1	HOME	0- 0	0- 0	6- 0				
3- 7	0- 0	0- 2	AWAY	0- 1	0- 0	3- 4				
1- 3	0- 0	0- 0	NEUTRAL	0- 1	0- 0	1- 2				
2- 9	0- 2	0- 1	NON-CONFERENCE	0- 2	0- 0	2- 4				
1- 2	0- 2	0- 0	HOME	0- 0	0- 0	1- 0				
0- 4	0- 0	0- 1	AWAY	0- 1	0- 0	0- 2				
1- 3	0- 0	0- 0	NEUTRAL	0- 1	0- 0	1- 2				
8- 4	0- 0	0- 2	CONFERENCE	0- 0	0- 0	8- 2				
5- 1	0- 0	0- 1	HOME	0- 0	0- 0	5- 0				
3- 3	0- 0	0- 1	AWAY	0- 0	0- 0	3- 2				
0- 0	0- 0	0- 0	NEUTRAL	0- 0	0- 0	0- 0				

RPI 1-25				RPI 26-50				RPI 51-100				RPI 101+ Team's RPI: 219			
RPI	S	Opponent	Score	RPI	S	Opponent	Score	RPI	S	Opponent	Score	RPI	S	Opponent	Score
20	H	Drake	71 98	28	H	South Dakota St.	84 93	66	A	Purdue	60 81	157	A	Bradley	68 82
23	H	Missouri	64 89	39	A	South Dakota	49 92	98	N	Northern Ill.	61 86	172	A	Oral Roberts	64 68
				45	A	Butler	51 92					173	H	Denver	87 78
												209	N	Furman	85 78
												221	A	Southeast Mo. St.	71 81
												228	A	North Dakota	92 80
												228	H	North Dakota	111 90
												261	H	Austin Peay	77 72
												270	N	UTEP	72 84
												276	N	Eastern Ill.	62 64
												313	A	Omaha	79 67
												313	H	Omaha	78 70
												323	A	North Dakota St.	60 68
												323	H	North Dakota St.	82 70
												332	A	Purdue Fort Wayne	90 61
												332	H	Purdue Fort Wayne	73 59
LAST 12 Division I GAMES:															
313	A	Omaha	79 67	313	H	Omaha	78 70								
332	A	Purdue Fort Wayne	90 61	228	A	North Dakota	92 80								
323	H	North Dakota St.	82 70	323	A	North Dakota St.	60 68								
228	H	North Dakota	111 90	172	A	Oral Roberts	64 68								
39	A	South Dakota	49 92	173	H	Denver	87 78								
332	H	Purdue Fort Wayne	73 59	28	H	South Dakota St.	84 93								

Non-Div I Games: MacMurray 136 39 William Woods 81 73

Western Ill.

Loss, Non-Conf, S Site, H Home A Away N Neutral

Average RPI Win:	211	WON-LOST	WINNING	LAST 10	STRENGTH OF	OPP. STRENGTH	TEAM	ADJ.	CONF.	ADJ CONF.
Average RPI Loss:	74	RECORD	PCT. RANK	GAMES	SCHEDULE	OF SCHEDULE	RPI	RPI	RPI	RPI
DIV. I ONLY	12- 12	163	0- 1	79	65	127	127	14	14	
DIV. I NON-CONF.	4- 8	241	0- 1	29	3	127	127	17	17	
TOTALS	RPI 1-25	RPI 26-50	W-L RECORDS	RPI 51-100	RPI 101-150	RPI 150+				
12- 12	0- 4	1- 3	OVERALL	1- 1	1- 0	9- 4				
6- 6	0- 2	0- 1	HOME	1- 0	1- 0	4- 3				
5- 4	0- 1	1- 1	AWAY	0- 1	0- 0	4- 1				
1- 2	0- 1	0- 1	NEUTRAL	0- 0	0- 0	1- 0				
4- 8	0- 4	1- 2	NON-CONFERENCE	0- 0	0- 0	3- 2				
2- 3	0- 2	0- 0	HOME	0- 0	0- 0	2- 1				
1- 3	0- 1	1- 1	AWAY	0- 0	0- 0	0- 1				
1- 2	0- 1	0- 1	NEUTRAL	0- 0	0- 0	1- 0				
8- 4	0- 0	0- 1	CONFERENCE	1- 1	1- 0	6- 2				
4- 3	0- 0	0- 1	HOME	1- 0	1- 0	2- 2				
4- 1	0- 0	0- 0	AWAY	0- 1	0- 0	4- 0				
0- 0	0- 0	0- 0	NEUTRAL	0- 0	0- 0	0- 0				

RPI 1-25				RPI 26-50				RPI 51-100				RPI 101+ Team's RPI: 127			
RPI	S	Opponent	Score	RPI	S	Opponent	Score	RPI	S	Opponent	Score	RPI	S	Opponent	Score
1	A	Notre Dame	53 94	27	A	Central Mich.	90 108	51	A	Middle Tenn.	69 81	150	H	Louisiana Tech	81 76
3	H	Louisville	80 102	30	N	Oregon St.	60 74	70	H	Old Dominion	75 60	151	H	Charlotte	76 58
12	H	Iowa	67 104	36	H	Rice	46 68					158	A	Oklahoma	83 90
13	N	Gonzaga	55 76	50	A	Little Rock	68 56					165	H	Southern Ill.	83 76
LAST 12 Division I GAMES:															
		13 N Gonzaga	55 76			300 A UTSA	81 62								
		254 N ETSU	82 68			150 H Louisiana Tech	81 76								
		51 A Middle Tenn.	69 81			190 H Southern Miss.	56 69								
		174 H North Texas	67 76			295 A Fla. Atlantic	81 50								
		36 H Rice	46 68			318 A FIU	94 82								
		270 A UTEP	64 61			217 H Marshall	85 55								

Non-Div I Games: Union (TN) 77 65 Bellarmine 95 57

Western Ky.

Loss, Non-Conf, S Site, H Home A Away N Neutral

Average RPI Win:	292	WON-LOST	WINNING	LAST 10	STRENGTH OF	OPP. STRENGTH	TEAM	ADJ.	CONF.	ADJ CONF.
Average RPI Loss:	125	RECORD	PCT. RANK	GAMES	SCHEDULE	OF SCHEDULE	RPI	RPI	RPI	RPI
DIV. I ONLY	7- 13	255	0- 1	284	145	277	277	7	7	
DIV. I NON-CONF.	5- 5	162	0- 0	349	296	324	324	8	8	
TOTALS	RPI 1-25	RPI 26-50	W-L RECORDS	RPI 51-100	RPI 101-150	RPI 150+				
7- 13	0- 0	0- 3	OVERALL	0- 3	0- 2	7- 5				
2- 8	0- 0	0- 3	HOME	0- 2	0- 1	2- 2				
4- 4	0- 0	0- 0	AWAY	0- 1	0- 1	4- 2				
1- 1	0- 0	0- 0	NEUTRAL	0- 0	0- 0	1- 1				
5- 5	0- 0	0- 1	NON-CONFERENCE	0- 0	0- 0	5- 4				
2- 3	0- 0	0- 1	HOME	0- 0	0- 0	2- 2				
2- 1	0- 0	0- 0	AWAY	0- 0	0- 0	2- 1				
1- 1	0- 0	0- 0	NEUTRAL	0- 0	0- 0	1- 1				
2- 8	0- 0	0- 2	CONFERENCE	0- 3	0- 2	2- 1				
0- 5	0- 0	0- 2	HOME	0- 2	0- 1	0- 0				
2- 3	0- 0	0- 0	AWAY	0- 1	0- 1	2- 1				
0- 0	0- 0	0- 0	NEUTRAL	0- 0	0- 0	0- 0				

RPI S	Opponent	Score	RPI S	Opponent	Score	RPI S	Opponent	Score	RPI S	Opponent	Score	Team's RPI: 277
			27	H Central Mich.	53 87	59	H Miami (OH)	62 81	141	A Akron	62 69	
			31	H Buffalo	59 61	74	H Toledo	57 80	141	H Akron	59 72	
			49	H Michigan	42 79	81	A Kent St.	51 55	155	H New Mexico St.	54 66	
									191	A Ball St.	65 62	
									196	A Eastern Mich.	61 64	
									198	A Ole Miss	66 69	
									210	A Bowling Green	84 82	
									228	N North Dakota	50 62	
									249	H Loyola Chicago	53 64	
									295	A Fla. Atlantic	69 59	
									330	H Eastern Ky.	64 53	
									332	H Purdue Fort Wayne	69 61	
									335	A Detroit Mercy	54 44	
									349	N Florida A&M	69 50	
LAST 12 Division I GAMES:												
			27	H Central Mich.	53 87	74	H Toledo	57 80				
			141	A Akron	62 69	196	A Eastern Mich.	61 64				
			81	A Kent St.	51 55	141	H Akron	59 72				
			59	H Miami (OH)	62 81	210	A Bowling Green	84 82				
			191	A Ball St.	65 62	349	N Florida A&M	69 50				
			31	H Buffalo	59 61	228	N North Dakota	50 62				

Non-Div I Games: Saginaw Valley 75 51

Western Mich.

■ Loss,
 ■ Non-Conf,
 ■ S Site,
 ■ Home
 ■ A Away
 N Neutral

Average RPI Win:	220	WON-LOST	WINNING	LAST 10	STRENGTH OF	OPP. STRENGTH	TEAM	ADJ.	CONF.	ADJ CONF.
Average RPI Loss:	135	RECORD	PCT. RANK	GAMES	SCHEDULE	OF SCHEDULE	RPI	RPI	RPI	RPI
DIV. I ONLY	10- 13	211	0- 1	207	147	244	244	9	9	
DIV. I NON-CONF.	7- 6	153	0- 1	203	230	240	240	9	9	
TOTALS	RPI 1-25	RPI 26-50	W-L RECORDS	RPI 51-100	RPI 101-150	RPI 150+				
10- 13	0- 0	0- 1	OVERALL	1- 2	2- 6	7- 4				
8- 6	0- 0	0- 0	HOME	1- 0	1- 4	6- 2				
2- 4	0- 0	0- 0	AWAY	0- 1	1- 1	1- 2				
0- 3	0- 0	0- 1	NEUTRAL	0- 1	0- 1	0- 0				
7- 6	0- 0	0- 1	NON-CONFERENCE	1- 1	1- 4	5- 0				
7- 3	0- 0	0- 0	HOME	1- 0	1- 3	5- 0				
0- 0	0- 0	0- 0	AWAY	0- 0	0- 0	0- 0				
0- 3	0- 0	0- 1	NEUTRAL	0- 1	0- 1	0- 0				
3- 7	0- 0	0- 0	CONFERENCE	0- 1	1- 2	2- 4				
1- 3	0- 0	0- 0	HOME	0- 0	0- 1	1- 2				
2- 4	0- 0	0- 0	AWAY	0- 1	1- 1	1- 2				
0- 0	0- 0	0- 0	NEUTRAL	0- 0	0- 0	0- 0				

RPI S	Opponent	Score	RPI S	Opponent	Score	RPI S	Opponent	Score	RPI S	Opponent	Score	Team's RPI: 244
39 N	South Dakota	64 73	62 H	Missouri St.	63 60	103 H	Houston	58 66	111 H	Oklahoma St.	47 60	
			78 A	Cincinnati	54 82	115 H	Creighton	71 83	124 N	Washington St.	59 85	
			89 N	Northwestern	43 65	128 H	Tennessee Tech	45 55	129 A	Tulane	62 44	
						147 A	Tulsa	49 63	150 H	Louisiana Tech	70 56	
						168 H	Temple	40 65	182 H	Sam Houston St.	63 55	
						195 A	East Carolina	56 78	195 H	East Carolina	57 47	
						222 A	SMU	50 78	224 H	Grambling	70 61	
						231 A	Memphis	57 48	231 H	Memphis	50 71	
						338 H	Houston Baptist	68 50	345 H	Savannah St.	66 50	
						347 H	Ark.-Pine Bluff	76 39				
LAST 12 Division I GAMES:												
124 N	Washington St.	59 85	103 H	Houston	58 66							
78 A	Cincinnati	54 82	222 A	SMU	50 78							
231 A	Memphis	57 48	231 H	Memphis	50 71							
168 H	Temple	40 65	195 A	East Carolina	56 78							
195 H	East Carolina	57 47	147 A	Tulsa	49 63							
129 A	Tulane	62 44	345 H	Savannah St.	66 50							

Non-Div I Games:

Wichita St.

■ Loss,
 ■ Non-Conf,
 ■ S Site,
 ■ H Home
 ■ A Away
 N Neutral

William & Mary

Through Games Of Feb. 14, 2019

Average RPI Win:	220	WON-LOST	WINNING	LAST 10	STRENGTH OF	OPP. STRENGTH	TEAM	ADJ.	CONF.	ADJ CONF.
Average RPI Loss:	133	RECORD	PCT. RANK	GAMES	SCHEDULE	OF SCHEDULE	RPI	RPI	RPI	RPI
DIV. I ONLY	11- 11	163	0- 1	155	201	164	164	10	10	
DIV. I NON-CONF.	7- 4	108	0- 0	185	287	114	114	10	10	
TOTALS	RPI 1-25	RPI 26-50	W-L RECORDS	RPI 51-100	RPI 101-150	RPI 150+				
11- 11	0- 0	0- 1	OVERALL	0- 3	2- 3	9- 4				
6- 4	0- 0	0- 0	HOME	0- 1	1- 1	5- 2				
5- 7	0- 0	0- 1	AWAY	0- 2	1- 2	4- 2				
0- 0	0- 0	0- 0	NEUTRAL	0- 0	0- 0	0- 0				
7- 4	0- 0	0- 0	NON-CONFERENCE	0- 1	0- 2	7- 1				
4- 1	0- 0	0- 0	HOME	0- 0	0- 1	4- 0				
3- 3	0- 0	0- 0	AWAY	0- 1	0- 1	3- 1				
0- 0	0- 0	0- 0	NEUTRAL	0- 0	0- 0	0- 0				
4- 7	0- 0	0- 1	CONFERENCE	0- 2	2- 1	2- 3				
2- 3	0- 0	0- 0	HOME	0- 1	1- 0	1- 2				
2- 4	0- 0	0- 1	AWAY	0- 1	1- 1	1- 1				
0- 0	0- 0	0- 0	NEUTRAL	0- 0	0- 0	0- 0				

RPI 1-25				RPI 26-50				RPI 51-100				RPI 101+				Team's RPI: 164	
RPI	S	Opponent	Score	RPI	S	Opponent	Score	RPI	S	Opponent	Score	RPI	S	Opponent	Score		
				35	A	James Madison	48 65					101	H	VCU	55 72		
								70	A	Old Dominion	69 83	106	A	UNCW	58 66		
								77	H	Drexel	58 62	106	H	UNCW	70 64		
								80	A	Northeastern	74 88	107	A	Hartford	45 50		
												114	A	Towson	80 69		
												153	H	Delaware	59 70		
												154	A	Davidson	65 76		
												193	H	Elon	65 60		
												195	H	East Carolina	63 43		
												208	H	George Washington	73 59		
												230	H	Howard	88 75		
												252	A	Hofstra	60 55		
												256	H	Richmond	65 55		
												269	A	Norfolk St.	55 44		
												292	A	Col. of Charleston	77 79		
												292	H	Col. of Charleston	54 66		
												293	A	Fairfield	60 54		
												303	A	Loyola Maryland	65 49		
LAST 12 Division I GAMES:																	
				106	A	UNCW	58 66					193	H	Elon	65 60		
				292	A	Col. of Charleston	77 79					292	H	Col. of Charleston	54 66		
				77	H	Drexel	58 62					106	H	UNCW	70 64		
				153	H	Delaware	59 70					80	A	Northeastern	74 88		
				114	A	Towson	80 69					252	A	Hofstra	60 55		
				35	A	James Madison	48 65					208	H	George Washington	73 59		

Non-Div I Games:

William & Mary

Loss, Non-Conf, S Site, H Home A Away N Neutral

Average RPI Win:	294	WON-LOST	WINNING	LAST 10	STRENGTH OF	OPP. STRENGTH	TEAM	ADJ.	CONF.	ADJ CONF.
Average RPI Loss:	201	RECORD	PCT. RANK	GAMES	SCHEDULE	OF SCHEDULE	RPI	RPI	RPI	RPI
DIV. I ONLY	10- 12	198	0- 1	329	329	271	271	28	28	
DIV. I NON-CONF.	4- 6	212	0- 0	317	333	276	276	29	29	
TOTALS	RPI 1-25	RPI 26-50	W-L RECORDS	RPI 51-100	RPI 101-150	RPI 150+				
10- 12	0- 0	0- 1	OVERALL	0- 1	0- 2	10- 8				
5- 4	0- 0	0- 0	HOME	0- 0	0- 0	5- 4				
5- 8	0- 0	0- 1	AWAY	0- 1	0- 2	5- 4				
0- 0	0- 0	0- 0	NEUTRAL	0- 0	0- 0	0- 0				
4- 6	0- 0	0- 1	NON-CONFERENCE	0- 0	0- 1	4- 4				
2- 1	0- 0	0- 0	HOME	0- 0	0- 0	2- 1				
2- 5	0- 0	0- 1	AWAY	0- 0	0- 1	2- 3				
0- 0	0- 0	0- 0	NEUTRAL	0- 0	0- 0	0- 0				
6- 6	0- 0	0- 0	CONFERENCE	0- 1	0- 1	6- 4				
3- 3	0- 0	0- 0	HOME	0- 0	0- 0	3- 3				
3- 3	0- 0	0- 0	AWAY	0- 1	0- 1	3- 1				
0- 0	0- 0	0- 0	NEUTRAL	0- 0	0- 0	0- 0				

RPI 1-25			RPI 26-50			RPI 51-100			RPI 101+			Team's RPI: 271			
RPI	S	Opponent	Score	RPI	S	Opponent	Score	RPI	S	Opponent	Score	RPI	S	Opponent	Score
				35	A	James Madison	39 56	92	A	Radford	49 70	108	A	Georgia	39 85
												130	A	High Point	54 56
												175	A	Wisconsin	41 76
												179	H	Hampton	63 84
												193	H	Elon	58 57
												197	A	UNC Asheville	36 70
												237	A	Campbell	59 46
												246	A	Gardner-Webb	64 62
												246	H	Gardner-Webb	52 65
												281	A	Wofford	53 70
												284	A	Ga. Southern	55 64
												292	A	Col. of Charleston	71 64
												306	A	South Carolina St.	58 50
												319	H	Charleston So.	57 52
												333	A	Presbyterian	62 54
												333	H	Presbyterian	55 52
												339	H	Western Caro.	57 65
												340	H	Longwood	77 69
												341	H	N.C. Central	66 41
												343	H	USC Upstate	50 76
LAST 12 Division I GAMES:															
				246	H	Gardner-Webb	52 65					246	A	Gardner-Webb	64 62
				333	A	Presbyterian	62 54					237	A	Campbell	59 46
				197	A	UNC Asheville	36 70					92	A	Radford	49 70
				130	A	High Point	54 56					343	H	USC Upstate	50 76
				333	H	Presbyterian	55 52					319	H	Charleston So.	57 52
				179	H	Hampton	63 84					340	H	Longwood	77 69

Non-Div I Games: Newberry

63 67

Winthrop

■ Loss,
 ■ Non-Conf,
 ■ S Site,
 ■ H Home
 ■ A Away
 N Neutral

Average RPI Win:	200	WON-LOST	WINNING	LAST 10	STRENGTH OF	OPP. STRENGTH	TEAM	ADJ.	CONF.	ADJ CONF.
Average RPI Loss:	85	RECORD	PCT. RANK	GAMES	SCHEDULE	OF SCHEDULE	RPI	RPI	RPI	RPI
DIV. I ONLY	12- 13	174	1- 0	148	78	175	175	4	4	
DIV. I NON-CONF.	9- 3	61	0- 0	307	199	174	174	6	6	
TOTALS	RPI 1-25	RPI 26-50	W-L RECORDS	RPI 51-100	RPI 101-150	RPI 150+				
12- 13	1- 2	0- 2	OVERALL	2- 4	2- 4	7- 1				
9- 5	1- 0	0- 2	HOME	2- 1	1- 2	5- 0				
1- 7	0- 2	0- 0	AWAY	0- 2	0- 2	1- 1				
2- 1	0- 0	0- 0	NEUTRAL	0- 1	1- 0	1- 0				
9- 3	0- 0	0- 0	NON-CONFERENCE	0- 3	2- 0	7- 0				
6- 1	0- 0	0- 0	HOME	0- 1	1- 0	5- 0				
1- 1	0- 0	0- 0	AWAY	0- 1	0- 0	1- 0				
2- 1	0- 0	0- 0	NEUTRAL	0- 1	1- 0	1- 0				
3- 10	1- 2	0- 2	CONFERENCE	2- 1	0- 4	0- 1				
3- 4	1- 0	0- 2	HOME	2- 0	0- 2	0- 0				
0- 6	0- 2	0- 0	AWAY	0- 1	0- 2	0- 1				
0- 0	0- 0	0- 0	NEUTRAL	0- 0	0- 0	0- 0				

RPI	S	Opponent	Score	RPI	S	Opponent	Score	RPI	S	Opponent	Score	RPI	S	Opponent	Score	Team's RPI: 175
12	A	Iowa	53 71	44	H	Indiana	68 75	63	A	Green Bay	46 55	102	A	Minnesota	56 74	
17	A	Maryland	57 75	49	H	Michigan	70 76	66	H	Purdue	76 69	102	H	Minnesota	50 78	
24	H	Michigan St.	79 62					84	N	Arkansas	68 69	121	N	Pittsburgh	57 42	
								85	H	Duke	53 60	123	H	IUPUI	65 64	
								89	A	Northwestern	46 72	138	A	Penn St.	64 71	
								94	H	Nebraska	70 69	138	H	Penn St.	59 65	
												184	A	Illinois	68 78	
												194	A	Milwaukee	68 57	
												217	H	Marshall	67 49	
												271	H	Winthrop	76 41	
												290	N	Tennessee St.	58 53	
												323	H	North Dakota St.	64 53	
												334	H	Evansville	96 60	
												348	H	Chicago St.	85 38	
LAST 12 Division I GAMES:																
24	H	Michigan St.	79 62	89	A	Northwestern	46 72									
184	A	Illinois	68 78	102	H	Minnesota	50 78									
49	H	Michigan	70 76	44	H	Indiana	68 75									
17	A	Maryland	57 75	12	A	Iowa	53 71									
94	H	Nebraska	70 69	138	A	Penn St.	64 71									
138	H	Penn St.	59 65	66	H	Purdue	76 69									

Non-Div I Games:

Wisconsin

■ Loss,
■ Non-Conf,
■ S Site,
■ H Home
■ A Away
N Neutral

Average RPI Win: 295	WON-LOST	WINNING	LAST 10	STRENGTH OF	OPP. STRENGTH	TEAM	ADJ.	CONF.	ADJ CONF.
Average RPI Loss: 194	RECORD	PCT. RANK	GAMES	SCHEDULE	OF SCHEDULE	RPI	RPI	RPI	RPI
DIV. I ONLY	10- 12	198	1- 0	348	242	281	281	27	27
DIV. I NON-CONF.	5- 7	206	0- 0	308	266	246	246	24	24
TOTALS	RPI 1-25	RPI 26-50	W-L RECORDS	RPI 51-100	RPI 101-150	RPI 150+			
10- 12	0- 0	0- 2	OVERALL	0- 0	0- 2	10- 8			
7- 1	0- 0	0- 0	HOME	0- 0	0- 0	7- 1			
3- 11	0- 0	0- 2	AWAY	0- 0	0- 2	3- 7			
0- 0	0- 0	0- 0	NEUTRAL	0- 0	0- 0	0- 0			
5- 7	0- 0	0- 2	NON-CONFERENCE	0- 0	0- 1	5- 4			
3- 0	0- 0	0- 0	HOME	0- 0	0- 0	3- 0			
2- 7	0- 0	0- 2	AWAY	0- 0	0- 1	2- 4			
0- 0	0- 0	0- 0	NEUTRAL	0- 0	0- 0	0- 0			
5- 5	0- 0	0- 0	CONFERENCE	0- 0	0- 1	5- 4			
4- 1	0- 0	0- 0	HOME	0- 0	0- 0	4- 1			
1- 4	0- 0	0- 0	AWAY	0- 0	0- 1	1- 3			
0- 0	0- 0	0- 0	NEUTRAL	0- 0	0- 0	0- 0			

RPI 1-25				RPI 26-50				RPI 51-100				RPI 101+ Team's RPI: 281			
RPI	S	Opponent	Score	RPI	S	Opponent	Score	RPI	S	Opponent	Score	RPI	S	Opponent	Score
				43	A	Georgia Tech	40 81					142	A	Appalachian St.	70 94
				46	A	Clemson	77 85					144	A	Chattanooga	82 89
												151	A	Charlotte	63 85
												159	H	Mercer	79 81
												197	A	UNC Asheville	46 60
												209	A	Furman	50 63
												246	H	Gardner-Webb	59 53
												254	A	ETSU	79 92
												254	H	ETSU	77 74
												271	H	Winthrop	70 53
												272	H	Samford	71 62
												284	A	Ga. Southern	81 65
												292	H	Col. of Charleston	78 58
												308	A	UNC Greensboro	61 77
												308	H	UNC Greensboro	93 66
												333	A	Presbyterian	50 61
												339	A	Western Caro.	63 55
												339	H	Western Caro.	91 65
												340	A	Longwood	101 72
												341	A	N.C. Central	59 66
LAST 12 Division I GAMES:															
				254	H	ETSU	77 74					254	A	ETSU	79 92
				339	A	Western Caro.	63 55					144	A	Chattanooga	82 89
				308	A	UNC Greensboro	61 77					308	H	UNC Greensboro	93 66
				272	H	Samford	71 62					339	H	Western Caro.	91 65
				159	H	Mercer	79 81					43	A	Georgia Tech	40 81
				209	A	Furman	50 63					142	A	Appalachian St.	70 94

Non-Div I Games: Warren Wilson 107 30 Southern Wesleyan 110 47 Brevard 106 52

Wofford

Loss, Non-Conf, S Site, H Home A Away N Neutral

Average RPI Win:	212	WON-LOST	WINNING	LAST 10	STRENGTH OF	OPP. STRENGTH	TEAM	ADJ.	CONF.	ADJ CONF.
Average RPI Loss:	119	RECORD	PCT. RANK	GAMES	SCHEDULE	OF SCHEDULE	RPI	RPI	RPI	RPI
DIV. I ONLY	18- 6	45	0- 1	194	197	76	76	21	21	
DIV. I NON-CONF.	7- 4	108	0- 0	109	177	68	68	18	18	
TOTALS	RPI 1-25	RPI 26-50	W-L RECORDS	RPI 51-100	RPI 101-150	RPI 150+				
18- 6	0- 1	0- 0	OVERALL	3- 2	3- 1	12- 2				
7- 1	0- 0	0- 0	HOME	2- 1	1- 0	4- 0				
7- 5	0- 1	0- 0	AWAY	0- 1	1- 1	6- 2				
4- 0	0- 0	0- 0	NEUTRAL	1- 0	1- 0	2- 0				
7- 4	0- 1	0- 0	NON-CONFERENCE	2- 1	1- 0	4- 2				
1- 1	0- 0	0- 0	HOME	1- 1	0- 0	0- 0				
2- 3	0- 1	0- 0	AWAY	0- 0	0- 0	2- 2				
4- 0	0- 0	0- 0	NEUTRAL	1- 0	1- 0	2- 0				
11- 2	0- 0	0- 0	CONFERENCE	1- 1	2- 1	8- 0				
6- 0	0- 0	0- 0	HOME	1- 0	1- 0	4- 0				
5- 2	0- 0	0- 0	AWAY	0- 1	1- 1	4- 0				
0- 0	0- 0	0- 0	NEUTRAL	0- 0	0- 0	0- 0				

RPI 1-25				RPI 26-50				RPI 51-100				Team's RPI: 76	RPI 101+			
RPI	S	Opponent	Score	RPI	S	Opponent	Score	RPI	S	Opponent	Score		RPI	S	Opponent	Score
24	A	Michigan St.	68 84					63	A	Green Bay	37 56		123	A	IUPUI	78 75
								63	H	Green Bay	85 67		123	H	IUPUI	66 59
								69	H	Belmont	63 79		125	A	Youngstown St.	68 83
								77	N	Drexel	71 63		146	N	Marist	76 60
								81	H	Kent St.	61 55		151	A	Charlotte	85 88
													194	A	Milwaukee	73 69
													194	H	Milwaukee	61 57
													201	A	UNLV	68 52
													206	N	Stetson	57 44
													252	N	Hofstra	93 64
													268	A	Cleveland St.	70 65
													274	A	Northern Ky.	61 55
													279	A	CSU Bakersfield	74 76
													299	H	Oakland	69 58
													301	A	Manhattan	60 44
													335	H	Detroit Mercy	78 59
													336	A	UIC	79 46
													336	H	UIC	72 47
LAST 12 Division I GAMES:																
				63	A	Green Bay	37 56					268	A	Cleveland St.	70 65	
				194	A	Milwaukee	73 69					125	A	Youngstown St.	68 83	
				123	H	IUPUI	66 59					274	A	Northern Ky.	61 55	
				336	H	UIC	72 47					194	H	Milwaukee	61 57	
				335	H	Detroit Mercy	78 59					63	H	Green Bay	85 67	
				299	H	Oakland	69 58					336	A	UIC	79 46	

Non-Div I Games: Kentucky St. 83 53

Wright St.

■ Loss,
■ Non-Conf,
■ S Site,
■ Home
■ A Away
N Neutral

Average RPI Win:	171	WON-LOST	WINNING	LAST 10	STRENGTH OF	OPP. STRENGTH	TEAM	ADJ.	CONF.	ADJ CONF.
Average RPI Loss:	92	RECORD	PCT. RANK	GAMES	SCHEDULE	OF SCHEDULE	RPI	RPI	RPI	RPI
DIV. I ONLY	13- 5	65	1- 0	69	135	48	48	15	15	
DIV. I NON-CONF.	5- 2	82	0- 0	26	62	21	21	13	13	
TOTALS	RPI 1-25	RPI 26-50	W-L RECORDS	RPI 51-100	RPI 101-150	RPI 150+				
13- 5	0- 0	1- 1	OVERALL	2- 3	2- 0	8- 1				
9- 1	0- 0	1- 0	HOME	2- 1	1- 0	5- 0				
3- 4	0- 0	0- 1	AWAY	0- 2	1- 0	2- 1				
1- 0	0- 0	0- 0	NEUTRAL	0- 0	0- 0	1- 0				
5- 2	0- 0	1- 1	NON-CONFERENCE	1- 1	1- 0	2- 0				
4- 0	0- 0	1- 0	HOME	1- 0	1- 0	1- 0				
0- 2	0- 0	0- 1	AWAY	0- 1	0- 0	0- 0				
1- 0	0- 0	0- 0	NEUTRAL	0- 0	0- 0	1- 0				
8- 3	0- 0	0- 0	CONFERENCE	1- 2	1- 0	6- 1				
5- 1	0- 0	0- 0	HOME	1- 1	0- 0	4- 0				
3- 2	0- 0	0- 0	AWAY	0- 1	1- 0	2- 1				
0- 0	0- 0	0- 0	NEUTRAL	0- 0	0- 0	0- 0				

RPI S	Opponent	Score	RPI S	Opponent	Score	RPI S	Opponent	Score	RPI S	Opponent	Score
28	H South Dakota St.	77 70	54	H New Mexico	75 78	110	A Fresno St.	63 56			
47	A Saint Mary's (CA)	84 90	56	A Boise St.	64 72	145	H Montana St.	66 58			
			56	H Boise St.	64 52	173	H Denver	78 74			
			86	H Idaho	64 61	174	N North Texas	53 49			
			88	A Pacific	64 70	201	H UNLV	90 62			
						203	H San Diego St.	87 45			
						213	A Utah St.	42 50			
						213	H Utah St.	53 35			
						258	A Colorado St.	60 49			
						266	H Air Force	80 60			
						316	A San Jose St.	70 56			
LAST 12 Division I GAMES:											
213	H Utah St.	53 35	54	H New Mexico	75 78						
258	A Colorado St.	60 49	213	A Utah St.	42 50						
266	H Air Force	80 60	203	H San Diego St.	87 45						
110	A Fresno St.	63 56	201	H UNLV	90 62						
56	H Boise St.	64 52	56	A Boise St.	64 72						
316	A San Jose St.	70 56	28	H South Dakota St.	77 70						

Non-Div I Games: Chadron St. 80 33 UC-Colo. Springs 98 37

Wyoming

■ Loss,
 ■ Non-Conf, S Site,
 ■ Home
 ■ Away
 N Neutral

Average RPI Win:	217	WON-LOST	WINNING	LAST 10	STRENGTH OF	OPP. STRENGTH	TEAM	ADJ.	CONF.	ADJ CONF.
Average RPI Loss:	74	RECORD	PCT. RANK	GAMES	SCHEDULE	OF SCHEDULE	RPI	RPI	RPI	RPI
DIV. I ONLY	11- 12	177	0- 1	100	101	169	169	6	6	
DIV. I NON-CONF.	9- 2	43	0- 0	264	307	116	116	5	5	
TOTALS	RPI 1-25	RPI 26-50	W-L RECORDS	RPI 51-100	RPI 101-150	RPI 150+				
11- 12	0- 1	0- 4	OVERALL	0- 2	5- 5	6- 0				
9- 5	0- 1	0- 2	HOME	0- 0	3- 2	6- 0				
2- 7	0- 0	0- 2	AWAY	0- 2	2- 3	0- 0				
0- 0	0- 0	0- 0	NEUTRAL	0- 0	0- 0	0- 0				
9- 2	0- 0	0- 0	NON-CONFERENCE	0- 1	3- 1	6- 0				
8- 1	0- 0	0- 0	HOME	0- 0	2- 1	6- 0				
1- 1	0- 0	0- 0	AWAY	0- 1	1- 0	0- 0				
0- 0	0- 0	0- 0	NEUTRAL	0- 0	0- 0	0- 0				
2- 10	0- 1	0- 4	CONFERENCE	0- 1	2- 4	0- 0				
1- 4	0- 1	0- 2	HOME	0- 0	1- 1	0- 0				
1- 6	0- 0	0- 2	AWAY	0- 1	1- 3	0- 0				
0- 0	0- 0	0- 0	NEUTRAL	0- 0	0- 0	0- 0				

RPI S	Opponent	Score	RPI S	Opponent	Score	RPI S	Opponent	Score	RPI S	Opponent	Score	Team's RPI: 169
7	H Marquette	44 90	32	H DePaul	71 73	78	A Cincinnati	61 79	102	H Minnesota	53 78	
			42	A Villanova	71 75	90	A Georgetown	61 68	109	A St. John's (NY)	41 70	
			45	A Butler	38 63				109	H St. John's (NY)	57 76	
			45	H Butler	41 63				115	A Creighton	62 66	
									116	A Providence	58 71	
									117	A Wake Forest	62 50	
									118	A Seton Hall	80 76	
									118	H Seton Hall	63 62	
									128	H Tennessee Tech	70 60	
									139	H North Ala.	94 81	
									210	H Bowling Green	65 49	
									251	H Alabama St.	87 58	
									293	H Fairfield	48 35	
									315	H New Orleans	61 45	
									346	H Delaware St.	80 59	
									348	H Chicago St.	91 57	
LAST 12 Division I GAMES:												
45	A Butler	38 63	115	A Creighton	62 66							
109	A St. John's (NY)	41 70	45	H Butler	41 63							
118	A Seton Hall	80 76	118	H Seton Hall	63 62							
32	H DePaul	71 73	109	H St. John's (NY)	57 76							
7	H Marquette	44 90	42	A Villanova	71 75							
116	A Providence	58 71	90	A Georgetown	61 68							

Non-Div I Games:

Xavier

Y
a
l
e

Y
a
l
e

Yale

Page 350

Average RPI Win:	244	WON-LOST	WINNING	LAST 10	STRENGTH OF	OPP. STRENGTH	TEAM	ADJ.	CONF.	ADJ CONF.
Average RPI Loss:	96	RECORD	PCT. RANK	GAMES	SCHEDULE	OF SCHEDULE	RPI	RPI	RPI	RPI
DIV. I ONLY	16- 6	59	1- 0	266	227	125	125	21	21	
DIV. I NON-CONF.	6- 3	91	0- 0	82	215	66	66	18	18	
TOTALS	RPI 1-25	RPI 26-50	W-L RECORDS	RPI 51-100	RPI 101-150	RPI 150+				
16- 6	0- 0	0- 1	OVERALL	1- 3	3- 1	12- 1				
11- 1	0- 0	0- 0	HOME	1- 1	2- 0	8- 0				
5- 5	0- 0	0- 1	AWAY	0- 2	1- 1	4- 1				
0- 0	0- 0	0- 0	NEUTRAL	0- 0	0- 0	0- 0				
6- 3	0- 0	0- 1	NON-CONFERENCE	0- 2	2- 0	4- 0				
4- 1	0- 0	0- 0	HOME	0- 1	1- 0	3- 0				
2- 2	0- 0	0- 1	AWAY	0- 1	1- 0	1- 0				
0- 0	0- 0	0- 0	NEUTRAL	0- 0	0- 0	0- 0				
10- 3	0- 0	0- 0	CONFERENCE	1- 1	1- 1	8- 1				
7- 0	0- 0	0- 0	HOME	1- 0	1- 0	5- 0				
3- 3	0- 0	0- 0	AWAY	0- 1	0- 1	3- 1				
0- 0	0- 0	0- 0	NEUTRAL	0- 0	0- 0	0- 0				

RPI S	Opponent	Score	RPI S	Opponent	Score	RPI S	Opponent	Score	RPI S	Opponent	Score	Team's RPI: 125
41	A Bucknell	68 73	63	A Green Bay	42 60	121	A Pittsburgh	64 55	123	A IUPUI	44 64	
			75	H Yale	56 58	123	H IUPUI	70 52	141	H Akron	72 61	
			76	H Wright St.	83 68	194	A Milwaukee	68 71	216	H Robert Morris	69 59	
			81	A Kent St.	34 62	218	H Saint Francis (PA)	80 56	249	H Loyola Chicago	74 63	
						268	H Cleveland St.	73 55	274	H Northern Ky.	77 66	
						278	A Canisius	62 36	299	A Oakland	69 55	
						299	H Oakland	76 61	335	A Detroit Mercy	85 59	
						335	H Detroit Mercy	91 45	336	A UIC	83 59	
						336	H UIC	81 29				
LAST 12 Division I GAMES:												
336	A UIC	83 59	76	H Wright St.	83 68							
123	A IUPUI	44 64	63	A Green Bay	42 60							
335	H Detroit Mercy	91 45	194	A Milwaukee	68 71							
299	H Oakland	76 61	123	H IUPUI	70 52							
268	H Cleveland St.	73 55	336	H UIC	81 29							
274	H Northern Ky.	77 66	299	A Oakland	69 55							

Non-Div I Games: Thiel 76 53 Carlow 90 31

Youngstown St.

Loss, Non-Conf, S Site, H Home A Away N Neutral