

Average RPI Win:	298	WON-LOST	WINNING	LAST 10	STRENGTH OF	OPP. STRENGTH	TEAM	ADJ.	CONF.	ADJ CONF.
Average RPI Loss:	181	RECORD	PCT. RANK	GAMES	SCHEDULE	OF SCHEDULE	RPI	RPI	RPI	RPI
DIV. I ONLY	6- 14	284	5- 5	199	339	285	285	27	27	
DIV. I NON-CONF.	1- 7	313	0- 0	40	349	279	279	27	27	
TOTALS	RPI 1-25	RPI 26-50	W-L RECORDS	RPI 51-100	RPI 101-150	RPI 150+				
6- 14	0- 1	0- 0	OVERALL	0- 2	0- 3	6- 8				
4- 4	0- 0	0- 0	HOME	0- 1	0- 2	4- 1				
2- 9	0- 1	0- 0	AWAY	0- 1	0- 1	2- 6				
0- 1	0- 0	0- 0	NEUTRAL	0- 0	0- 0	0- 1				
1- 7	0- 1	0- 0	NON-CONFERENCE	0- 1	0- 0	1- 5				
1- 2	0- 0	0- 0	HOME	0- 1	0- 0	1- 1				
0- 4	0- 1	0- 0	AWAY	0- 0	0- 0	0- 3				
0- 1	0- 0	0- 0	NEUTRAL	0- 0	0- 0	0- 1				
5- 7	0- 0	0- 0	CONFERENCE	0- 1	0- 3	5- 3				
3- 2	0- 0	0- 0	HOME	0- 0	0- 2	3- 0				
2- 5	0- 0	0- 0	AWAY	0- 1	0- 1	2- 3				
0- 0	0- 0	0- 0	NEUTRAL	0- 0	0- 0	0- 0				

RPI 1-25				RPI 26-50				RPI 51-100				RPI 101+ Team's RPI: 285			
RPI	S	Opponent	Score	RPI	S	Opponent	Score	RPI	S	Opponent	Score	RPI	S	Opponent	Score
15	A	Texas A&M	55 84					83	H	Toledo	60 76	101	H	Central Ark.	41 49
								95	A	SFA	56 64	122	H	Abilene Christian	59 72
												134	A	Lamar University	49 65
												175	A	Texas St.	50 57
												189	A	Rice	36 70
												199	H	Texas Southern	64 61
												211	A	New Orleans	54 75
												244	N	UC Santa Barbara	60 66
												260	A	UTRGV	46 55
												260	H	UTRGV	65 68
												292	H	Northwestern St.	60 51
												296	A	Nicholls St.	54 74
												296	H	Nicholls St.	65 60
												330	A	Southeastern La.	69 53
												330	H	Southeastern La.	77 61
												342	A	Sam Houston St.	63 37
												346	A	Houston Baptist	51 56
LAST 12 Division I GAMES:															
330	A	Southeastern La.	69 53	101	H	Central Ark.	41 49								
346	A	Houston Baptist	51 56	330	H	Southeastern La.	77 61								
122	H	Abilene Christian	59 72	292	H	Northwestern St.	60 51								
296	H	Nicholls St.	65 60	95	A	SFA	56 64								
134	A	Lamar University	49 65	296	A	Nicholls St.	54 74								
342	A	Sam Houston St.	63 37	211	A	New Orleans	54 75								

Non-Div I Games: Schreiner 73 44 Okla. Panhandle 66 40 Montana Tech 83 50

A&M-Corpus Christi

Loss, Non-Conf, S Site, H Home A Away N Neutral

Average RPI Win:	250	WON-LOST	WINNING	LAST 10	STRENGTH OF	OPP. STRENGTH	TEAM	ADJ.	CONF.	ADJ CONF.
Average RPI Loss:	116	RECORD	PCT. RANK	GAMES	SCHEDULE	OF SCHEDULE	RPI	RPI	RPI	RPI
DIV. I ONLY	13- 8	110	8- 2	162	267	122	122	27	27	
DIV. I NON-CONF.	3- 6	230	0- 0	90	133	190	190	27	27	
TOTALS	RPI 1-25	RPI 26-50	W-L RECORDS	RPI 51-100	RPI 101-150	RPI 150+				
13- 8	0- 2	0- 1	OVERALL	0- 1	2- 1	11- 3				
8- 2	0- 0	0- 0	HOME	0- 1	2- 0	6- 1				
4- 6	0- 2	0- 1	AWAY	0- 0	0- 1	4- 2				
1- 0	0- 0	0- 0	NEUTRAL	0- 0	0- 0	1- 0				
3- 6	0- 2	0- 1	NON-CONFERENCE	0- 0	0- 0	3- 3				
2- 1	0- 0	0- 0	HOME	0- 0	0- 0	2- 1				
0- 5	0- 2	0- 1	AWAY	0- 0	0- 0	0- 2				
1- 0	0- 0	0- 0	NEUTRAL	0- 0	0- 0	1- 0				
10- 2	0- 0	0- 0	CONFERENCE	0- 1	2- 1	8- 0				
6- 1	0- 0	0- 0	HOME	0- 1	2- 0	4- 0				
4- 1	0- 0	0- 0	AWAY	0- 0	0- 1	4- 0				
0- 0	0- 0	0- 0	NEUTRAL	0- 0	0- 0	0- 0				

RPI 1-25				RPI 26-50				RPI 51-100				RPI 101+ Team's RPI: 122			
RPI	S	Opponent	Score	RPI	S	Opponent	Score	RPI	S	Opponent	Score	RPI	S	Opponent	Score
8	A	Baylor	34 79	27	A	Missouri	46 52	95	H	SFA	61 70	101	A	Central Ark.	70 80
15	A	Texas A&M	45 71									101	H	Central Ark.	83 76
												134	H	Lamar University	77 59
												153	H	Omaha	73 66
												161	A	UTSA	68 71
												205	A	Wichita St.	62 81
												211	H	New Orleans	68 55
												238	N	Murray St.	81 57
												260	H	UTRGV	70 54
												268	H	McNeese	77 65
												285	A	A&M-Corpus Christi	72 59
												292	H	Northwestern St.	79 57
												296	A	Nicholls St.	89 73
												318	H	UMKC	68 71
												330	A	Southeastern La.	82 57
												335	A	Incarinate Word	75 66
												342	H	Sam Houston St.	78 56
LAST 12 Division I GAMES:															
292	H	Northwestern St.	79 57	296	A	Nicholls St.	89 73								
101	A	Central Ark.	70 80	134	H	Lamar University	77 59								
342	H	Sam Houston St.	78 56	95	H	SFA	61 70								
285	A	A&M-Corpus Christi	72 59	101	H	Central Ark.	83 76								
268	H	McNeese	77 65	211	H	New Orleans	68 55								
335	A	Incarinate Word	75 66	330	A	Southeastern La.	82 57								

Non-Div I Games: Harding 74 62 Sul Ross St. 106 58 Howard Payne 87 52

Abilene Christian

Loss, Non-Conf, S Site, H Home A Away N Neutral

Average RPI Win:	314	WON-LOST	WINNING	LAST 10	STRENGTH OF	OPP. STRENGTH	TEAM	ADJ.	CONF.	ADJ CONF.
Average RPI Loss:	154	RECORD	PCT. RANK	GAMES	SCHEDULE	OF SCHEDULE	RPI	RPI	RPI	RPI
DIV. I ONLY	3- 19	331	1- 9	154	246	309	309	13	13	
DIV. I NON-CONF.	2- 8	288	0- 0	227	337	313	313	15	15	
TOTALS	RPI 1-25	RPI 26-50	W-L RECORDS	RPI 51-100	RPI 101-150	RPI 150+				
3- 19	0- 0	0- 0	OVERALL	0- 7	0- 3	3- 9				
1- 10	0- 0	0- 0	HOME	0- 5	0- 2	1- 3				
2- 9	0- 0	0- 0	AWAY	0- 2	0- 1	2- 6				
0- 0	0- 0	0- 0	NEUTRAL	0- 0	0- 0	0- 0				
2- 8	0- 0	0- 0	NON-CONFERENCE	0- 2	0- 2	2- 4				
1- 4	0- 0	0- 0	HOME	0- 1	0- 2	1- 1				
1- 4	0- 0	0- 0	AWAY	0- 1	0- 0	1- 3				
0- 0	0- 0	0- 0	NEUTRAL	0- 0	0- 0	0- 0				
1- 11	0- 0	0- 0	CONFERENCE	0- 5	0- 1	1- 5				
0- 6	0- 0	0- 0	HOME	0- 4	0- 0	0- 2				
1- 5	0- 0	0- 0	AWAY	0- 1	0- 1	1- 3				
0- 0	0- 0	0- 0	NEUTRAL	0- 0	0- 0	0- 0				

RPI 1-25			RPI 26-50			RPI 51-100			RPI 101+			Team's RPI: 309
RPI	S	Opponent	Score	RPI	S	Opponent	Score	RPI	S	Opponent	Score	
						58 H Colorado St.	35 72	114 H Northern Colo.		44 71		
						81 A Colorado	68 95	126 H Navy		46 64		
						84 H UNLV	56 60	149 A New Mexico		64 81		
						88 H Boise St.	59 69	156 A Army West Point		47 75		
						98 H Vanderbilt	49 75	157 A Fresno St.		40 63		
						100 A Wyoming	41 73	157 H Fresno St.		56 72		
						100 H Wyoming	54 66	178 A Utah St.		62 65		
								200 A San Jose St.		74 86		
								215 H Weber St.		61 76		
								275 A San Diego St.		62 59		
								284 H Nevada		51 56		
								289 A Eastern Mich.		44 65		
								295 A Denver		52 65		
								329 H Utah Valley		64 53		
								338 A Fairleigh Dickinson		56 48		
LAST 12 Division I GAMES:												
						88 H Boise St.	59 69	284 H Nevada		51 56		
						149 A New Mexico	64 81	200 A San Jose St.		74 86		
						100 A Wyoming	41 73	157 A Fresno St.		40 63		
						157 H Fresno St.	56 72	58 H Colorado St.		35 72		
						275 A San Diego St.	62 59	178 A Utah St.		62 65		
						84 H UNLV	56 60	100 H Wyoming		54 66		

Non-Div I Games:

Air Force

■ Loss, 
 ■ Non-Conf, 
 ■ S Site, 
 ■ H Home 
 ■ A Away 
 N Neutral

Average RPI Win: <b>260</b>	WON-LOST	WINNING	LAST 10	STRENGTH OF	OPP. STRENGTH	TEAM	ADJ.	CONF.	ADJ CONF.
Average RPI Loss: <b>134</b>	RECORD	PCT. RANK	GAMES	SCHEDULE	OF SCHEDULE	RPI	RPI	RPI	RPI
DIV. I ONLY	7- 14	259	2- 8	202	177	226	226	10	10
DIV. I NON-CONF.	5- 4	143	0- 0	241	229	165	165	11	11
TOTALS	RPI 1-25	RPI 26-50	W-L RECORDS	RPI 51-100	RPI 101-150	RPI 150+			
7- 14	0- 0	0- 2	OVERALL	1- 3	0- 4	6- 5			
1- 7	0- 0	0- 1	HOME	0- 1	0- 3	1- 2			
6- 6	0- 0	0- 0	AWAY	1- 2	0- 1	5- 3			
0- 1	0- 0	0- 1	NEUTRAL	0- 0	0- 0	0- 0			
5- 4	0- 0	0- 1	NON-CONFERENCE	0- 2	0- 1	5- 0			
0- 2	0- 0	0- 0	HOME	0- 1	0- 1	0- 0			
5- 1	0- 0	0- 0	AWAY	0- 1	0- 0	5- 0			
0- 1	0- 0	0- 1	NEUTRAL	0- 0	0- 0	0- 0			
2- 10	0- 0	0- 1	CONFERENCE	1- 1	0- 3	1- 5			
1- 5	0- 0	0- 1	HOME	0- 0	0- 2	1- 2			
1- 5	0- 0	0- 0	AWAY	1- 1	0- 1	0- 3			
0- 0	0- 0	0- 0	NEUTRAL	0- 0	0- 0	0- 0			

RPI 1-25				RPI 26-50				RPI 51-100				RPI 101+				Team's RPI: 226	
RPI	S	Opponent	Score	RPI	S	Opponent	Score	RPI	S	Opponent	Score	RPI	S	Opponent	Score		
				30	N	Elon	62 65	59	A	Central Mich.	62 89	105	H	Kent St.	58 72		
				40	H	Ohio	69 85	74	H	Bucknell	47 61	113	H	Duquesne	57 67		
								76	A	Penn St.	71 84	146	A	Ball St.	70 80		
								82	A	Northern Ill.	84 55	146	H	Ball St.	63 90		
												171	A	Western Mich.	60 73		
												171	H	Western Mich.	57 73		
												213	A	Miami (OH)	49 54		
												246	A	Canisius	73 64		
												258	A	Georgia St.	78 66		
												264	A	Bowling Green	50 86		
												264	H	Bowling Green	58 62		
												289	H	Eastern Mich.	80 62		
												302	A	Eastern Ky.	63 57		
												314	A	Youngstown St.	76 74		
												328	A	Winthrop	80 59		
LAST 12 Division I GAMES:																	
				105	H	Kent St.	58 72	82	A	Northern Ill.	84 55						
				213	A	Miami (OH)	49 54	146	A	Ball St.	70 80						
				264	A	Bowling Green	50 86	40	H	Ohio	69 85						
				146	H	Ball St.	63 90	264	H	Bowling Green	58 62						
				289	H	Eastern Mich.	80 62	59	A	Central Mich.	62 89						
				171	H	Western Mich.	57 73	171	A	Western Mich.	60 73						

Non-Div I Games: Ohio Christian 69 52 Malone 63 52

Akron

■ Loss, 
 ■ Non-Conf, 
 ■ S Site, 
 ■ H Home 
 ■ A Away 
 N Neutral

## Alabama

Through Games Of Feb. 14, 2017

Average RPI Win: <b>220</b>	WON-LOST	WINNING	LAST 10	STRENGTH OF	OPP. STRENGTH	TEAM	ADJ.	CONF.	ADJ CONF.
Average RPI Loss: <b>45</b>	RECORD	PCT. RANK	GAMES	SCHEDULE	OF SCHEDULE	RPI	RPI	RPI	RPI
DIV. I ONLY	15- 10	113	2- 8	160	72	141	141	2	2
DIV. I NON-CONF.	12- 1	7	0- 0	341	273	121	121	2	2
TOTALS	RPI 1-25	RPI 26-50	W-L RECORDS	RPI 51-100	RPI 101-150	RPI 150+			
15- 10	0- 4	2- 3	OVERALL	0- 2	3- 1	10- 0			
11- 5	0- 2	1- 1	HOME	0- 1	2- 1	8- 0			
2- 5	0- 2	1- 2	AWAY	0- 1	1- 0	0- 0			
2- 0	0- 0	0- 0	NEUTRAL	0- 0	0- 0	2- 0			
12- 1	0- 0	1- 1	NON-CONFERENCE	0- 0	1- 0	10- 0			
10- 0	0- 0	1- 0	HOME	0- 0	1- 0	8- 0			
0- 1	0- 0	0- 1	AWAY	0- 0	0- 0	0- 0			
2- 0	0- 0	0- 0	NEUTRAL	0- 0	0- 0	2- 0			
3- 9	0- 4	1- 2	CONFERENCE	0- 2	2- 1	0- 0			
1- 5	0- 2	0- 1	HOME	0- 1	1- 1	0- 0			
2- 4	0- 2	1- 1	AWAY	0- 1	1- 0	0- 0			
0- 0	0- 0	0- 0	NEUTRAL	0- 0	0- 0	0- 0			

RPI 1-25				RPI 26-50				RPI 51-100				RPI 101+ Team's RPI: 141			
RPI	S	Opponent	Score	RPI	S	Opponent	Score	RPI	S	Opponent	Score	RPI	S	Opponent	Score
3	A	South Carolina	45 <b>93</b>	27	A	Missouri	59 58	61	H	Florida	56 <b>66</b>	112	A	Ole Miss	65 57
4	H	Mississippi St.	54 <b>67</b>	29	A	LSU	41 <b>48</b>	98	A	Vanderbilt	80 <b>87</b>	112	H	Ole Miss	90 80
15	A	Texas A&M	48 <b>69</b>	35	H	Auburn	55 <b>66</b>					136	H	Arkansas	50 <b>68</b>
16	H	Kentucky	54 <b>71</b>	45	H	Georgia Tech	67 65					147	H	Kansas	71 65
				49	A	Georgetown	59 <b>70</b>					211	H	New Orleans	78 57
LAST 12 Division I GAMES:															
61	H	Florida	56 <b>66</b>	4	H	Mississippi St.	54 <b>67</b>					236	H	Ga. Southern	66 48
15	A	Texas A&M	48 <b>69</b>	136	H	Arkansas	50 <b>68</b>					258	H	Georgia St.	80 57
29	A	LSU	41 <b>48</b>	16	H	Kentucky	54 <b>71</b>					268	N	McNeese	84 63
35	H	Auburn	55 <b>66</b>	27	A	Missouri	59 58					291	N	UTEP	78 60
98	A	Vanderbilt	80 <b>87</b>	112	H	Ole Miss	90 80					294	H	Alcorn	93 43
112	A	Ole Miss	65 57	3	A	South Carolina	45 <b>93</b>					300	H	Lipscomb	82 35
												306	H	Mississippi Val.	93 44
												344	H	Florida A&M	81 46
												349	H	Alabama A&M	97 29

Non-Div I Games:

Alabama

■ Loss, 
 ■ Non-Conf, S Site, 
 ■ Home 
 ■ Away 
 N Neutral

Average RPI Win:	0	WON-LOST	WINNING	LAST 10	STRENGTH OF	OPP. STRENGTH	TEAM	ADJ.	CONF.	ADJ CONF.
Average RPI Loss:	239	RECORD	PCT. RANK	GAMES	SCHEDULE	OF SCHEDULE	RPI	RPI	RPI	RPI
DIV. I ONLY	0- 19	348	0- 10	325	335	349	349	30	30	
DIV. I NON-CONF.	0- 7	335	0- 0	217	264	344	344	30	30	
TOTALS	RPI 1-25	RPI 26-50	W-L RECORDS	RPI 51-100	RPI 101-150	RPI 150+				
0- 19	0- 0	0- 0	OVERALL	0- 1	0- 2	0- 16				
0- 7	0- 0	0- 0	HOME	0- 0	0- 0	0- 7				
0- 12	0- 0	0- 0	AWAY	0- 0	0- 0	0- 4				
0- 0	0- 0	0- 0	NEUTRAL	0- 0	0- 0	0- 0				
0- 7	0- 0	0- 0	NON-CONFERENCE	0- 1	0- 2	0- 4				
0- 0	0- 0	0- 0	HOME	0- 0	0- 0	0- 0				
0- 7	0- 0	0- 0	AWAY	0- 1	0- 2	0- 4				
0- 0	0- 0	0- 0	NEUTRAL	0- 0	0- 0	0- 0				
0- 12	0- 0	0- 0	CONFERENCE	0- 0	0- 0	0- 12				
0- 7	0- 0	0- 0	HOME	0- 0	0- 0	0- 7				
0- 5	0- 0	0- 0	AWAY	0- 0	0- 0	0- 5				
0- 0	0- 0	0- 0	NEUTRAL	0- 0	0- 0	0- 0				

RPI 1-25				RPI 26-50				RPI 51-100				RPI 101+				Team's RPI: 349	
RPI	S	Opponent	Score	RPI	S	Opponent	Score	RPI	S	Opponent	Score	RPI	S	Opponent	Score		
								80	A	Western Ky.	32	96	109	A	North Carolina	35	80
												141	A	Alabama	29	97	
												199	A	Texas Southern	51	60	
												216	H	Grambling	53	68	
												219	A	Alabama St.	35	62	
												219	H	Alabama St.	37	52	
												228	H	Southern U.	54	66	
												238	A	Murray St.	49	81	
												240	A	Samford	37	61	
												271	A	Southeast Mo. St.	47	75	
												274	A	Ark.-Pine Bluff	57	61	
												274	H	Ark.-Pine Bluff	55	65	
												280	A	Evansville	54	63	
												294	H	Alcorn	57	73	
												299	A	Prairie View	47	71	
												306	A	Mississippi Val.	58	60	
												306	H	Mississippi Val.	52	58	
												347	H	Jackson St.	54	64	
LAST 12 Division I GAMES:																	
				219	A	Alabama St.	35	62		228	H	Southern U.	54	66			
				274	H	Ark.-Pine Bluff	55	65		219	H	Alabama St.	37	52			
				306	H	Mississippi Val.	52	58		274	A	Ark.-Pine Bluff	57	61			
				199	A	Texas Southern	51	60		306	A	Mississippi Val.	58	60			
				299	A	Prairie View	47	71		216	H	Grambling	53	68			
				294	H	Alcorn	57	73		347	H	Jackson St.	54	64			

Non-Div I Games: Oakwood 68 65 Concordia (AL) 61 58

Alabama A&M

Loss, Non-Conf, S Site, H Home A Away N Neutral

Average RPI Win:	306	WON-LOST	WINNING	LAST 10	STRENGTH OF	OPP. STRENGTH	TEAM	ADJ.	CONF.	ADJ CONF.
Average RPI Loss:	136	RECORD	PCT. RANK	GAMES	SCHEDULE	OF SCHEDULE	RPI	RPI	RPI	RPI
DIV. I ONLY	9- 12	216	8- 2	256	271	219	219	30	30	
DIV. I NON-CONF.	0- 9	335	0- 0	34	19	262	262	30	30	
TOTALS	RPI 1-25	RPI 26-50	W-L RECORDS	RPI 51-100	RPI 101-150	RPI 150+				
9- 12	0- 2	0- 2	OVERALL	0- 0	0- 3	9- 5				
5- 2	0- 0	0- 0	HOME	0- 0	0- 0	5- 2				
4- 10	0- 0	0- 0	AWAY	0- 0	0- 2	4- 1				
0- 0	0- 0	0- 0	NEUTRAL	0- 0	0- 0	0- 0				
0- 9	0- 2	0- 2	NON-CONFERENCE	0- 0	0- 3	0- 2				
0- 0	0- 0	0- 0	HOME	0- 0	0- 0	0- 0				
0- 9	0- 2	0- 2	AWAY	0- 0	0- 3	0- 2				
0- 0	0- 0	0- 0	NEUTRAL	0- 0	0- 0	0- 0				
9- 3	0- 0	0- 0	CONFERENCE	0- 0	0- 0	9- 3				
5- 2	0- 0	0- 0	HOME	0- 0	0- 0	5- 2				
4- 1	0- 0	0- 0	AWAY	0- 0	0- 0	4- 1				
0- 0	0- 0	0- 0	NEUTRAL	0- 0	0- 0	0- 0				

RPI 1-25			RPI 26-50			RPI 51-100			RPI 101+ Team's RPI: 219		
RPI	S	Opponent	Score	RPI	S	Opponent	Score	RPI	S	Opponent	Score
4	A	Mississippi St.	47 90	29	A	LSU	40 93	107	A	Troy	66 95
25	A	Ohio St.	61 118	45	A	Georgia Tech	48 70	109	A	North Carolina	54 84
								120	A	Southern Miss.	43 70
								199	A	Texas Southern	48 52
								216	H	Grambling	45 60
								228	H	Southern U.	75 70
								240	A	Samford	49 63
								262	A	Savannah St.	39 54
								274	A	Ark.-Pine Bluff	74 62
								274	H	Ark.-Pine Bluff	51 52
								294	H	Alcorn	72 54
								299	A	Prairie View	75 61
								306	A	Mississippi Val.	79 73
								306	H	Mississippi Val.	71 57
								347	H	Jackson St.	73 64
								349	A	Alabama A&M	52 37
								349	H	Alabama A&M	62 35
LAST 12 Division I GAMES:											
349	H	Alabama A&M	62 35	294	H	Alcorn	72 54				
306	H	Mississippi Val.	71 57	349	A	Alabama A&M	52 37				
274	H	Ark.-Pine Bluff	51 52	306	A	Mississippi Val.	79 73				
299	A	Prairie View	75 61	274	A	Ark.-Pine Bluff	74 62				
199	A	Texas Southern	48 52	347	H	Jackson St.	73 64				
228	H	Southern U.	75 70	216	H	Grambling	45 60				

Non-Div I Games: Mobile

84 45

Alabama St.

■ Loss, 
 ■ Non-Conf, 
 ■ S Site, 
 ■ Home 
 ■ A Away 
 N Neutral

Average RPI Win: <b>233</b>	WON-LOST	WINNING	LAST 10	STRENGTH OF	OPP. STRENGTH	TEAM	ADJ.	CONF.	ADJ CONF.
Average RPI Loss: <b>127</b>	RECORD	PCT. RANK	GAMES	SCHEDULE	OF SCHEDULE	RPI	RPI	RPI	RPI
DIV. I ONLY	<b>14- 10</b>	<b>126</b>	<b>7- 3</b>	<b>190</b>	<b>199</b>	<b>139</b>	<b>139</b>	<b>22</b>	<b>22</b>
DIV. I NON-CONF.	<b>5- 7</b>	<b>205</b>	<b>0- 0</b>	<b>158</b>	<b>128</b>	<b>176</b>	<b>176</b>	<b>22</b>	<b>22</b>
TOTALS	RPI 1-25	RPI 26-50	W-L RECORDS	RPI 51-100	RPI 101-150	RPI 150+			
14- 10	0- 2	0- 0	OVERALL	1- 2	0- 3	13- 3			
10- 1	0- 0	0- 0	HOME	1- 0	0- 0	9- 1			
4- 8	0- 1	0- 0	AWAY	0- 2	0- 3	4- 2			
0- 1	0- 1	0- 0	NEUTRAL	0- 0	0- 0	0- 0			
5- 7	0- 2	0- 0	NON-CONFERENCE	0- 1	0- 2	5- 2			
4- 0	0- 0	0- 0	HOME	0- 0	0- 0	4- 0			
1- 6	0- 1	0- 0	AWAY	0- 1	0- 2	1- 2			
0- 1	0- 1	0- 0	NEUTRAL	0- 0	0- 0	0- 0			
9- 3	0- 0	0- 0	CONFERENCE	1- 1	0- 1	8- 1			
6- 1	0- 0	0- 0	HOME	1- 0	0- 0	5- 1			
3- 2	0- 0	0- 0	AWAY	0- 1	0- 1	3- 0			
0- 0	0- 0	0- 0	NEUTRAL	0- 0	0- 0	0- 0			

RPI 1-25				RPI 26-50				RPI 51-100				RPI 101+ Team's RPI: 139			
RPI	S	Opponent	Score	RPI	S	Opponent	Score	RPI	S	Opponent	Score	RPI	S	Opponent	Score
16	A	Kentucky	46 <b>70</b>					73	A	St. John's (NY)	36 <b>54</b>	127	A	Fordham	82 <b>89</b>
20	N	Miami (FL)	53 <b>77</b>					92	A	New Hampshire	58 <b>71</b>	129	A	Maine	71 <b>84</b>
								92	H	New Hampshire	64 55	142	A	Yale	53 <b>64</b>
												156	H	Army West Point	65 59
												169	H	Fairfield	59 45
												183	H	Hartford	82 71
												193	H	Siena	88 86
												198	A	Binghamton	67 61
												198	H	Binghamton	80 63
												210	H	UMBC	56 <b>64</b>
												229	A	St. Bonaventure	59 <b>67</b>
												231	A	Dartmouth	61 <b>69</b>
												247	H	Boston U.	69 54
												265	A	Stony Brook	75 57
												265	H	Stony Brook	64 54
												279	H	Vermont	64 53
												333	A	Wagner	75 50
												340	A	UMass Lowell	79 60
												340	H	UMass Lowell	93 69
LAST 12 Division I GAMES:															
198	H	Binghamton	80 63	129	A	Maine	71 <b>84</b>								
92	H	New Hampshire	64 55	198	A	Binghamton	67 61								
265	A	Stony Brook	75 57	210	H	UMBC	56 <b>64</b>								
340	A	UMass Lowell	79 60	92	A	New Hampshire	58 <b>71</b>								
183	H	Hartford	82 71	265	H	Stony Brook	64 54								
279	H	Vermont	64 53	340	H	UMass Lowell	93 69								

Non-Div I Games: Post 85 61

Albany (NY)

■ Loss, 
 ■ Non-Conf, 
 ■ S Site, 
 ■ H Home 
 ■ A Away 
 N Neutral



Average RPI Win: <b>307</b>	WON-LOST	WINNING	LAST 10	STRENGTH OF	OPP. STRENGTH	TEAM	ADJ.	CONF.	ADJ CONF.
Average RPI Loss: <b>178</b>	RECORD	PCT. RANK	GAMES	SCHEDULE	OF SCHEDULE	RPI	RPI	RPI	RPI
DIV. I ONLY	8- 16	259	2- 3	293	322	294	294	30	30
DIV. I NON-CONF.	0- 11	335	0- 1	139	189	326	326	30	30
TOTALS	RPI 1-25	RPI 26-50	W-L RECORDS	RPI 51-100	RPI 101-150	RPI 150+			
8- 16	0- 0	0- 0	OVERALL	0- 1	0- 6	8- 9			
5- 4	0- 0	0- 0	HOME	0- 0	0- 1	5- 3			
3- 11	0- 0	0- 0	AWAY	0- 0	0- 2	3- 2			
0- 1	0- 0	0- 0	NEUTRAL	0- 0	0- 0	0- 1			
0- 11	0- 0	0- 0	NON-CONFERENCE	0- 1	0- 6	0- 4			
0- 2	0- 0	0- 0	HOME	0- 0	0- 1	0- 1			
0- 8	0- 0	0- 0	AWAY	0- 1	0- 5	0- 2			
0- 1	0- 0	0- 0	NEUTRAL	0- 0	0- 0	0- 1			
8- 5	0- 0	0- 0	CONFERENCE	0- 0	0- 0	8- 5			
5- 2	0- 0	0- 0	HOME	0- 0	0- 0	5- 2			
3- 3	0- 0	0- 0	AWAY	0- 0	0- 0	3- 3			
0- 0	0- 0	0- 0	NEUTRAL	0- 0	0- 0	0- 0			

RPI 1-25			RPI 26-50			RPI 51-100			RPI 101+			Team's RPI: 294
RPI	S	Opponent	Score	RPI	S	Opponent	Score	RPI	S	Opponent	Score	
						85 A Texas Tech	37 90			101 A Central Ark.	45 59	
										101 H Central Ark.	57 71	
										117 A Arizona	59 74	
										120 A Southern Miss.	56 99	
										121 A TCU	39 95	
										141 A Alabama	43 93	
										182 A Houston	70 85	
										199 H Texas Southern	53 57	
										216 A Grambling	63 86	
										216 H Grambling	63 67	
										219 A Alabama St.	54 72	
										225 A Grand Canyon	44 77	
										228 H Southern U.	69 63	
										252 H Jacksonville St.	66 70	
										271 N Southeast Mo. St.	50 68	
										274 A Ark.-Pine Bluff	56 61	
										274 H Ark.-Pine Bluff	70 48	
										299 H Prairie View	62 55	
										306 A Mississippi Val.	68 60	
										306 H Mississippi Val.	69 49	
										347 A Jackson St.	70 53	
										347 H Jackson St.	74 51	
										349 A Alabama A&M	73 57	
LAST 12 Division I GAMES:												
						271 N Southeast Mo. St.	50 68			349 A Alabama A&M	73 57	
						274 A Ark.-Pine Bluff	56 61			219 A Alabama St.	54 72	
						306 A Mississippi Val.	68 60			274 H Ark.-Pine Bluff	70 48	
						216 H Grambling	63 67			306 H Mississippi Val.	69 49	
						347 H Jackson St.	74 51			216 A Grambling	63 86	
						228 H Southern U.	69 63			347 A Jackson St.	70 53	

Non-Div I Games:

Alcorn

■ Loss, 
 ■ Non-Conf, 
 ■ S Site, 
 ■ H Home 
 ■ A Away 
 N Neutral

Average RPI Win: <b>233</b>	WON-LOST	WINNING	LAST 10	STRENGTH OF	OPP. STRENGTH	TEAM	ADJ.	CONF.	ADJ CONF.
Average RPI Loss: <b>158</b>	RECORD	PCT. RANK	GAMES	SCHEDULE	OF SCHEDULE	RPI	RPI	RPI	RPI
DIV. I ONLY	<b>11- 13</b>	<b>197</b>	<b>6- 4</b>	<b>164</b>	<b>257</b>	<b>190</b>	<b>190</b>	<b>24</b>	<b>24</b>
DIV. I NON-CONF.	<b>3- 8</b>	<b>262</b>	<b>0- 0</b>	<b>98</b>	<b>204</b>	<b>220</b>	<b>220</b>	<b>25</b>	<b>25</b>
TOTALS	RPI 1-25	RPI 26-50	W-L RECORDS	RPI 51-100	RPI 101-150	RPI 150+			
11- 13	0- 0	1- 1	OVERALL	1- 2	0- 3	9- 7			
6- 4	0- 0	1- 0	HOME	1- 0	0- 2	4- 2			
5- 7	0- 0	0- 1	AWAY	0- 2	0- 0	5- 4			
0- 2	0- 0	0- 0	NEUTRAL	0- 0	0- 1	0- 1			
3- 8	0- 0	1- 1	NON-CONFERENCE	0- 1	0- 3	2- 3			
2- 2	0- 0	1- 0	HOME	0- 0	0- 2	1- 0			
1- 4	0- 0	0- 1	AWAY	0- 1	0- 0	1- 2			
0- 2	0- 0	0- 0	NEUTRAL	0- 0	0- 1	0- 1			
8- 5	0- 0	0- 0	CONFERENCE	1- 1	0- 0	7- 4			
4- 2	0- 0	0- 0	HOME	1- 0	0- 0	3- 2			
4- 3	0- 0	0- 0	AWAY	0- 1	0- 0	4- 2			
0- 0	0- 0	0- 0	NEUTRAL	0- 0	0- 0	0- 0			

RPI S	Opponent	Score	RPI S	Opponent	Score	RPI S	Opponent	Score	RPI S	Opponent	Score
31	A Michigan	33 82	74	A Bucknell	67 73	118	H Delaware	55 56			
48	H George Washington	66 61	74	H Bucknell	59 47	130	H William & Mary	34 48			
			76	A Penn St.	65 70	132	N VCU	62 68			
						156	A Army West Point	51 53			
						156	H Army West Point	57 68			
						162	A La Salle	59 63			
						191	A Hofstra	67 72			
						210	H UMBC	70 53			
						245	A Colgate	73 62			
						245	H Colgate	68 57			
						247	A Boston U.	62 71			
						247	H Boston U.	73 62			
						258	N Georgia St.	58 59			
						261	A Loyola Maryland	60 45			
						303	A Lehigh	70 58			
						303	H Lehigh	68 51			
						314	A Youngstown St.	77 64			
						315	A Lafayette	76 52			
						319	H Holy Cross	60 61			
LAST 12 Division I GAMES:											
156	H Army West Point	57 68	315	A Lafayette	76 52						
247	A Boston U.	62 71	156	A Army West Point	51 53						
303	A Lehigh	70 58	247	H Boston U.	73 62						
74	H Bucknell	59 47	303	H Lehigh	68 51						
245	A Colgate	73 62	74	A Bucknell	67 73						
319	H Holy Cross	60 61	245	H Colgate	68 57						

Non-Div I Games:

American

■ Loss, 
 ■ Non-Conf, 
 ■ S Site, 
 ■ H Home 
 ■ A Away 
 N Neutral

Average RPI Win:	257	WON-LOST	WINNING	LAST 10	STRENGTH OF	OPP. STRENGTH	TEAM	ADJ.	CONF.	ADJ CONF.
Average RPI Loss:	134	RECORD	PCT. RANK	GAMES	SCHEDULE	OF SCHEDULE	RPI	RPI	RPI	RPI
DIV. I ONLY	10- 14	220	3- 7	169	226	196	196	21	21	
DIV. I NON-CONF.	5- 6	186	0- 0	154	199	170	170	19	19	
TOTALS	RPI 1-25	RPI 26-50	W-L RECORDS	RPI 51-100	RPI 101-150	RPI 150+				
10- 14	0- 2	0- 3	OVERALL	0- 2	0- 1	10- 6				
4- 6	0- 0	0- 1	HOME	0- 1	0- 1	4- 3				
5- 8	0- 2	0- 2	AWAY	0- 1	0- 0	5- 3				
1- 0	0- 0	0- 0	NEUTRAL	0- 0	0- 0	1- 0				
5- 6	0- 2	0- 1	NON-CONFERENCE	0- 0	0- 1	5- 2				
2- 2	0- 0	0- 0	HOME	0- 0	0- 1	2- 1				
2- 4	0- 2	0- 1	AWAY	0- 0	0- 0	2- 1				
1- 0	0- 0	0- 0	NEUTRAL	0- 0	0- 0	1- 0				
5- 8	0- 0	0- 2	CONFERENCE	0- 2	0- 0	5- 4				
2- 4	0- 0	0- 1	HOME	0- 1	0- 0	2- 2				
3- 4	0- 0	0- 1	AWAY	0- 1	0- 0	3- 2				
0- 0	0- 0	0- 0	NEUTRAL	0- 0	0- 0	0- 0				

RPI 1-25				RPI 26-50				RPI 51-100				RPI 101+ Team's RPI: 196			
RPI	S	Opponent	Score	RPI	S	Opponent	Score	RPI	S	Opponent	Score	RPI	S	Opponent	Score
14	A	Tennessee	66 92	44	A	Little Rock	55 67	97	A	UT Arlington	63 74	137	H	Radford	54 57
19	A	DePaul	58 99	44	H	Little Rock	69 77	97	H	UT Arlington	62 73	175	A	Texas St.	66 64
				45	A	Georgia Tech	52 81					175	H	Texas St.	37 53
												187	A	ETSU	71 68
												203	H	Col. of Charleston	62 65
												230	A	Richmond	46 55
												234	H	UNC Asheville	81 51
												236	A	Ga. Southern	50 53
												236	H	Ga. Southern	73 48
												253	A	Liberty	66 57
												258	A	Georgia St.	67 63
												258	H	Georgia St.	55 59
												277	H	N.C. A&T	71 58
												278	A	Coastal Caro.	55 60
												308	N	Gardner-Webb	72 67
												323	A	Arkansas St.	81 72
												323	H	Arkansas St.	76 50
LAST 12 Division I GAMES:															
258	H	Georgia St.	55 59	236	A	Ga. Southern	50 53								
236	H	Ga. Southern	73 48	258	A	Georgia St.	67 63								
323	A	Arkansas St.	81 72	278	A	Coastal Caro.	55 60								
44	A	Little Rock	55 67	44	H	Little Rock	69 77								
97	H	UT Arlington	62 73	323	H	Arkansas St.	76 50								
175	H	Texas St.	37 53	175	A	Texas St.	66 64								

Non-Div I Games:

Appalachian St.

■ Loss, 
 ■ Non-Conf, S Site, 
 ■ Home 
 ■ Away 
 N Neutral

# Arizona

Through Games Of Feb. 14, 2017

Average RPI Win:	198	WON-LOST	WINNING	LAST 10	STRENGTH OF	OPP. STRENGTH	TEAM	ADJ.	CONF.	ADJ CONF.
Average RPI Loss:	55	RECORD	PCT. RANK	GAMES	SCHEDULE	OF SCHEDULE	RPI	RPI	RPI	RPI
DIV. I ONLY	12- 13	183	2- 8	64	50	117	117	1	1	
DIV. I NON-CONF.	9- 2	37	0- 0	315	292	133	133	1	1	
TOTALS	RPI 1-25	RPI 26-50	W-L RECORDS	RPI 51-100	RPI 101-150	RPI 150+				
12- 13	0- 6	0- 1	OVERALL	3- 4	0- 1	9- 1				
7- 6	0- 3	0- 1	HOME	1- 1	0- 0	6- 1				
5- 7	0- 3	0- 0	AWAY	2- 3	0- 1	3- 0				
0- 0	0- 0	0- 0	NEUTRAL	0- 0	0- 0	0- 0				
9- 2	0- 0	0- 0	NON-CONFERENCE	0- 0	0- 1	9- 1				
6- 1	0- 0	0- 0	HOME	0- 0	0- 0	6- 1				
3- 1	0- 0	0- 0	AWAY	0- 0	0- 1	3- 0				
0- 0	0- 0	0- 0	NEUTRAL	0- 0	0- 0	0- 0				
3- 11	0- 6	0- 1	CONFERENCE	3- 4	0- 0	0- 0				
1- 5	0- 3	0- 1	HOME	1- 1	0- 0	0- 0				
2- 6	0- 3	0- 0	AWAY	2- 3	0- 0	0- 0				
0- 0	0- 0	0- 0	NEUTRAL	0- 0	0- 0	0- 0				

RPI	S	Opponent	Score	RPI	S	Opponent	Score	RPI	S	Opponent	Score	RPI	S	Opponent	Score	Team's RPI: 117
7	A	Washington	55 91	37	H	Oregon	65 79	51	A	Utah	81 70	147	A	Kansas	51 75	
7	H	Washington	73 90					56	A	Southern California	54 58	176	A	George Mason	81 70	
9	H	Oregon St.	57 65					67	A	California	60 71	178	H	Utah St.	61 57	
11	A	Stanford	46 73					67	H	California	64 74	179	A	New Mexico St.	74 63	
11	H	Stanford	55 77					81	A	Colorado	56 65	204	H	North Texas	58 62	
12	A	UCLA	49 69					87	A	Washington St.	70 62	216	H	Grambling	73 46	
								87	H	Washington St.	56 55	233	H	San Diego	76 59	
												256	H	Portland St.	75 52	
												287	A	Southern Utah	77 65	
												294	H	Alcorn	74 59	
												331	H	Fla. Atlantic	77 67	
LAST 12 Division I GAMES:																
87	A	Washington St.	70 62	67	A	California	60 71									
7	A	Washington	55 91	11	A	Stanford	46 73									
9	H	Oregon St.	57 65	87	H	Washington St.	56 55									
37	H	Oregon	65 79	7	H	Washington	73 90									
12	A	UCLA	49 69	51	A	Utah	81 70									
56	A	Southern California	54 58	81	A	Colorado	56 65									

Non-Div I Games:

Arizona

Loss, Non-Conf, S Site, H Home A Away N Neutral

Average RPI Win:	120	WON-LOST	WINNING	LAST 10	STRENGTH OF	OPP. STRENGTH	TEAM	ADJ.	CONF.	ADJ CONF.
Average RPI Loss:	19	RECORD	PCT. RANK	GAMES	SCHEDULE	OF SCHEDULE	RPI	RPI	RPI	RPI
DIV. I ONLY	16- 9	97	4- 6	13	5	23	23	1	1	
DIV. I NON-CONF.	9- 2	37	0- 0	89	61	33	33	1	1	
TOTALS	RPI 1-25	RPI 26-50	W-L RECORDS	RPI 51-100	RPI 101-150	RPI 150+				
16- 9	1- 7	1- 1	OVERALL	9- 1	0- 0	5- 0				
9- 3	0- 3	1- 0	HOME	3- 0	0- 0	5- 0				
6- 5	1- 3	0- 1	AWAY	5- 1	0- 0	0- 0				
1- 1	0- 1	0- 0	NEUTRAL	1- 0	0- 0	0- 0				
9- 2	1- 1	0- 1	NON-CONFERENCE	3- 0	0- 0	5- 0				
6- 0	0- 0	0- 0	HOME	1- 0	0- 0	5- 0				
2- 1	1- 0	0- 1	AWAY	1- 0	0- 0	0- 0				
1- 1	0- 1	0- 0	NEUTRAL	1- 0	0- 0	0- 0				
7- 7	0- 6	1- 0	CONFERENCE	6- 1	0- 0	0- 0				
3- 3	0- 3	1- 0	HOME	2- 0	0- 0	0- 0				
4- 4	0- 3	0- 0	AWAY	4- 1	0- 0	0- 0				
0- 0	0- 0	0- 0	NEUTRAL	0- 0	0- 0	0- 0				

RPI S	Opponent	Score	RPI S	Opponent	Score	RPI S	Opponent	Score	RPI S	Opponent	Score
7	A Washington	57 70	37	H Oregon	68 63	51	A Utah	66 44	151	H Oral Roberts	79 52
7	H Washington	54 65	43	A Marquette	63 75	56	A Southern California	50 65	200	H San Jose St.	82 37
9	H Oregon St.	45 54				61	H Florida	69 63	247	H Boston U.	71 42
11	A Stanford	56 66				63	A Middle Tenn.	69 48	313	H Illinois St.	76 40
11	H Stanford	57 64				67	A California	54 45	319	H Holy Cross	63 33
12	A UCLA	60 69				67	H California	72 62			
16	A Kentucky	73 71				73	N St. John's (NY)	54 41			
18	N Maryland	42 83				81	A Colorado	71 52			
						87	A Washington St.	61 58			
						87	H Washington St.	68 49			
LAST 12 Division I GAMES:											
7	A Washington	57 70	11	A Stanford	56 66						
87	A Washington St.	61 58	67	A California	54 45						
37	H Oregon	68 63	7	H Washington	54 65						
9	H Oregon St.	45 54	87	H Washington St.	68 49						
56	A Southern California	50 65	81	A Colorado	71 52						
12	A UCLA	60 69	51	A Utah	66 44						

Non-Div I Games:

Arizona St.

Average RPI Win:	291	WON-LOST	WINNING	LAST 10	STRENGTH OF	OPP. STRENGTH	TEAM	ADJ.	CONF.	ADJ CONF.
Average RPI Loss:	186	RECORD	PCT. RANK	GAMES	SCHEDULE	OF SCHEDULE	RPI	RPI	RPI	RPI
DIV. I ONLY	9- 13	227	7- 3	312	321	274	274	30	30	
DIV. I NON-CONF.	1- 8	314	0- 0	106	196	276	276	30	30	
TOTALS	RPI 1-25	RPI 26-50	W-L RECORDS	RPI 51-100	RPI 101-150	RPI 150+				
9- 13	0- 1	0- 1	OVERALL	0- 0	0- 2	9- 9				
5- 3	0- 0	0- 0	HOME	0- 0	0- 0	5- 3				
3- 9	0- 1	0- 1	AWAY	0- 0	0- 2	3- 5				
1- 1	0- 0	0- 0	NEUTRAL	0- 0	0- 0	1- 1				
1- 8	0- 1	0- 1	NON-CONFERENCE	0- 0	0- 2	1- 4				
0- 1	0- 0	0- 0	HOME	0- 0	0- 0	0- 1				
0- 6	0- 1	0- 1	AWAY	0- 0	0- 2	0- 2				
1- 1	0- 0	0- 0	NEUTRAL	0- 0	0- 0	1- 1				
8- 5	0- 0	0- 0	CONFERENCE	0- 0	0- 0	8- 5				
5- 2	0- 0	0- 0	HOME	0- 0	0- 0	5- 2				
3- 3	0- 0	0- 0	AWAY	0- 0	0- 0	3- 3				
0- 0	0- 0	0- 0	NEUTRAL	0- 0	0- 0	0- 0				

RPI 1-25				RPI 26-50				RPI 51-100				RPI 101+ Team's RPI: 274			
RPI	S	Opponent	Score	RPI	S	Opponent	Score	RPI	S	Opponent	Score	RPI	S	Opponent	Score
9	A	Oregon St.	40 73	36	A	South Dakota St.	45 103					143	A	Cincinnati	42 72
												146	A	Ball St.	60 88
												181	A	Xavier	41 62
												186	A	Illinois	58 70
												199	H	Texas Southern	49 45
												208	N	Campbell	31 51
												216	A	Grambling	54 56
												219	A	Alabama St.	52 51
												219	H	Alabama St.	62 74
												228	A	Southern U.	50 67
												228	H	Southern U.	63 59
												243	H	Austin Peay	55 69
												294	A	Alcorn	48 70
												294	H	Alcorn	61 56
												299	H	Prairie View	64 47
												306	H	Mississippi Val.	63 73
												339	N	Morgan St.	53 44
												347	A	Jackson St.	78 71
												349	A	Alabama A&M	65 55
												349	H	Alabama A&M	61 57
LAST 12 Division I GAMES:															
				294	H	Alcorn	61 56					299	H	Prairie View	64 47
				228	H	Southern U.	63 59					199	H	Texas Southern	49 45
				349	A	Alabama A&M	65 55					294	A	Alcorn	48 70
				219	A	Alabama St.	52 51					228	A	Southern U.	50 67
				347	A	Jackson St.	78 71					349	H	Alabama A&M	61 57
				216	A	Grambling	54 56					219	H	Alabama St.	62 74

Non-Div I Games: Philander Smith 88 65 Tougaloo 71 60

Ark.-Pine Bluff

■ Loss, 
 ■ Non-Conf, 
 ■ S Site, 
 ■ Home 
 ■ A Away 
 N Neutral

## Arkansas

Through Games Of Feb. 14, 2017

Average RPI Win:	190	WON-LOST	WINNING	LAST 10	STRENGTH OF	OPP. STRENGTH	TEAM	ADJ.	CONF.	ADJ CONF.
Average RPI Loss:	59	RECORD	PCT. RANK	GAMES	SCHEDULE	OF SCHEDULE	RPI	RPI	RPI	RPI
DIV. I ONLY	13- 12	167	2- 8	90	66	136	136	2	2	
DIV. I NON-CONF.	11- 2	23	0- 0	279	221	101	101	2	2	
TOTALS	RPI 1-25	RPI 26-50	W-L RECORDS	RPI 51-100	RPI 101-150	RPI 150+				
13- 12	0- 3	0- 4	OVERALL	3- 2	5- 1	5- 2				
9- 6	0- 2	0- 2	HOME	3- 1	1- 0	5- 1				
2- 6	0- 1	0- 2	AWAY	0- 1	2- 1	0- 1				
2- 0	0- 0	0- 0	NEUTRAL	0- 0	2- 0	0- 0				
11- 2	0- 0	0- 0	NON-CONFERENCE	2- 0	4- 0	5- 2				
8- 1	0- 0	0- 0	HOME	2- 0	1- 0	5- 1				
1- 1	0- 0	0- 0	AWAY	0- 0	1- 0	0- 1				
2- 0	0- 0	0- 0	NEUTRAL	0- 0	2- 0	0- 0				
2- 10	0- 3	0- 4	CONFERENCE	1- 2	1- 1	0- 0				
1- 5	0- 2	0- 2	HOME	1- 1	0- 0	0- 0				
1- 5	0- 1	0- 2	AWAY	0- 1	1- 1	0- 0				
0- 0	0- 0	0- 0	NEUTRAL	0- 0	0- 0	0- 0				

RPI 1-25				RPI 26-50				RPI 51-100				RPI 101+ Team's RPI: 136			
RPI	S	Opponent	Score	RPI	S	Opponent	Score	RPI	S	Opponent	Score	RPI	S	Opponent	Score
3	H	South Carolina	49 79	27	A	Missouri	56 67	61	A	Florida	53 57	112	A	Ole Miss	64 73
4	H	Mississippi St.	51 59	27	H	Missouri	46 60	68	H	South Dakota	70 67	119	H	Stetson	79 62
15	A	Texas A&M	65 90	29	A	LSU	46 53	85	H	Texas Tech	66 60	126	N	Navy	70 67
				29	H	LSU	52 53	93	H	Georgia	66 69	140	A	Tulsa	57 50
								98	H	Vanderbilt	59 56	141	A	Alabama	68 50
												145	N	Memphis	91 61
												151	H	Oral Roberts	60 70
												152	A	Missouri St.	62 64
												237	H	Butler	68 50
												292	H	Northwestern St.	65 36
												332	H	La.-Monroe	92 46
												342	H	Sam Houston St.	71 39
												346	H	Houston Baptist	101 40
LAST 12 Division I GAMES:															
27	A	Missouri	56 67	98	H	Vanderbilt	59 56								
61	A	Florida	53 57	141	A	Alabama	68 50								
3	H	South Carolina	49 79	15	A	Texas A&M	65 90								
93	H	Georgia	66 69	29	H	LSU	52 53								
29	A	LSU	46 53	4	H	Mississippi St.	51 59								
27	H	Missouri	46 60	112	A	Ole Miss	64 73								

Non-Div I Games:

Arkansas

■ Loss, 
 ■ Non-Conf, 
 ■ S Site, 
 ■ H Home 
 ■ A Away 
 N Neutral

Average RPI Win:	251	WON-LOST	WINNING	LAST 10	STRENGTH OF	OPP. STRENGTH	TEAM	ADJ.	CONF.	ADJ CONF.
Average RPI Loss:	166	RECORD	PCT. RANK	GAMES	SCHEDULE	OF SCHEDULE	RPI	RPI	RPI	RPI
DIV. I ONLY	5- 20	316	2- 8	273	146	323	323	21	21	
DIV. I NON-CONF.	2- 10	305	0- 0	263	60	315	315	19	19	
TOTALS	RPI 1-25	RPI 26-50	W-L RECORDS	RPI 51-100	RPI 101-150	RPI 150+				
5- 20	0- 0	0- 2	OVERALL	0- 5	1- 1	4- 12				
4- 5	0- 0	0- 1	HOME	0- 1	1- 1	3- 2				
0- 13	0- 0	0- 1	AWAY	0- 3	0- 0	0- 9				
1- 2	0- 0	0- 0	NEUTRAL	0- 1	0- 0	1- 1				
2- 10	0- 0	0- 1	NON-CONFERENCE	0- 4	1- 0	1- 5				
1- 2	0- 0	0- 1	HOME	0- 1	1- 0	0- 0				
0- 6	0- 0	0- 0	AWAY	0- 2	0- 0	0- 4				
1- 2	0- 0	0- 0	NEUTRAL	0- 1	0- 0	1- 1				
3- 10	0- 0	0- 1	CONFERENCE	0- 1	0- 1	3- 7				
3- 3	0- 0	0- 0	HOME	0- 0	0- 1	3- 2				
0- 7	0- 0	0- 1	AWAY	0- 1	0- 0	0- 5				
0- 0	0- 0	0- 0	NEUTRAL	0- 0	0- 0	0- 0				

RPI S	Opponent	Score	RPI S	Opponent	Score	RPI S	Opponent	Score	RPI S	Opponent	Score	Team's RPI: 323
32	H South Fla.	59 78	61	H Florida	60 71	107	H Troy	75 83				
44	A Little Rock	59 73	67	N California	55 80	140	H Tulsa	83 80				
			78	A Iowa St.	53 105	163	A Louisiana	60 72				
			79	A Oklahoma St.	34 76	163	H Louisiana	72 80				
			97	A UT Arlington	58 69	175	A Texas St.	43 63				
						196	A Appalachian St.	50 76				
						196	H Appalachian St.	72 81				
						205	A Wichita St.	51 69				
						232	H South Ala.	56 53				
						243	A Austin Peay	55 62				
						248	A UT Martin	63 68				
						270	A Tennessee St.	66 76				
						273	N Kennesaw St.	70 67				
						278	A Coastal Caro.	55 57				
						278	H Coastal Caro.	60 52				
						282	N Northern Ky.	78 83				
						332	A La.-Monroe	51 59				
						332	H La.-Monroe	71 56				
LAST 12 Division I GAMES:												
97	A UT Arlington	58 69	107	H Troy	75 83							
175	A Texas St.	43 63	232	H South Ala.	56 53							
196	H Appalachian St.	72 81	44	A Little Rock	59 73							
278	H Coastal Caro.	60 52	278	A Coastal Caro.	55 57							
332	A La.-Monroe	51 59	196	A Appalachian St.	50 76							
163	A Louisiana	60 72	163	H Louisiana	72 80							

Non-Div I Games:

Arkansas St.

■ Loss, 
 ■ Non-Conf, 
 ■ S Site, 
 ■ Home 
 ■ A Away 
 N Neutral



Army West Point

Through Games Of Feb. 14, 2017

Average RPI Win:	265	WON-LOST	WINNING	LAST 10	STRENGTH OF	OPP. STRENGTH	TEAM	ADJ.	CONF.	ADJ CONF.
Average RPI Loss:	122	RECORD	PCT. RANK	GAMES	SCHEDULE	OF SCHEDULE	RPI	RPI	RPI	RPI
DIV. I ONLY	17- 6	50	7- 3	326	221	156	156	24	24	
DIV. I NON-CONF.	8- 2	49	0- 0	339	238	146	146	25	25	
TOTALS	RPI 1-25	RPI 26-50	W-L RECORDS	RPI 51-100	RPI 101-150	RPI 150+				
17- 6	0- 0	0- 0	OVERALL	0- 3	2- 2	15- 1				
9- 2	0- 0	0- 0	HOME	0- 1	1- 1	8- 0				
8- 4	0- 0	0- 0	AWAY	0- 2	1- 1	7- 1				
0- 0	0- 0	0- 0	NEUTRAL	0- 0	0- 0	0- 0				
8- 2	0- 0	0- 0	NON-CONFERENCE	0- 1	2- 1	6- 0				
5- 0	0- 0	0- 0	HOME	0- 0	1- 0	4- 0				
3- 2	0- 0	0- 0	AWAY	0- 1	1- 1	2- 0				
0- 0	0- 0	0- 0	NEUTRAL	0- 0	0- 0	0- 0				
9- 4	0- 0	0- 0	CONFERENCE	0- 2	0- 1	9- 1				
4- 2	0- 0	0- 0	HOME	0- 1	0- 1	4- 0				
5- 2	0- 0	0- 0	AWAY	0- 1	0- 0	5- 1				
0- 0	0- 0	0- 0	NEUTRAL	0- 0	0- 0	0- 0				

RPI S	Opponent	Score	RPI S	Opponent	Score	RPI S	Opponent	Score	RPI S	Opponent	Score	Team's RPI: 156
						55	A Minnesota	52 70	118	A Delaware	61 47	
						74	A Bucknell	62 68	126	H Navy	58 63	
						74	H Bucknell	56 60	139	A Albany (NY)	59 65	
									142	H Yale	59 55	
									190	A American	68 57	
									190	H American	53 51	
									231	A Dartmouth	68 60	
									245	A Colgate	76 69	
									245	H Colgate	57 47	
									261	A Loyola Maryland	62 71	
									261	H Loyola Maryland	67 48	
									303	A Lehigh	75 71	
									309	H Air Force	75 47	
									315	A Lafayette	63 55	
									315	H Lafayette	76 73	
									319	A Holy Cross	67 59	
									322	H St. Francis Brooklyn	69 46	
									333	H Wagner	85 40	
									337	A LIU Brooklyn	68 47	
									338	H Fairleigh Dickinson	86 58	
LAST 12 Division I GAMES:												
190	A American	68 57	319	A Holy Cross	67 59							
245	H Colgate	57 47	190	H American	53 51							
261	H Loyola Maryland	67 48	245	A Colgate	76 69							
315	A Lafayette	63 55	261	A Loyola Maryland	62 71							
74	A Bucknell	62 68	315	H Lafayette	76 73							
126	H Navy	58 63	74	H Bucknell	56 60							

Non-Div I Games: Mercy 90 48

Army West Point

Loss, Non-Conf, S Site, H Home A Away N Neutral

Through Games of Feb. 11, 1917.										
Average RPI Win: 129	WON-LOST	WINNING	LAST 10	STRENGTH OF	OPP. STRENGTH	TEAM	ADJ.	CONF.	ADJ CONF.	
Average RPI Loss: 31	RECORD	PCT. RANK	GAMES	SCHEDULE	OF SCHEDULE	RPI	RPI	RPI	RPI	
DIV. I ONLY	15- 11	130	4- 6	7	28	35	35	2	2	
DIV. I NON-CONF.	10- 4	80	0- 0	30	89	32	32	2	2	
-----										
TOTALS	RPI 1-25		RPI 26-50	W-L RECORDS	RPI 51-100	RPI 101-150		RPI 150+		
15- 11	1- 6		2- 2	OVERALL	3- 3	5- 0		4- 0		
6- 5	1- 3		1- 0	HOME	1- 2	2- 0		1- 0		
6- 5	0- 3		0- 2	AWAY	2- 0	2- 0		2- 0		
3- 1	0- 0		1- 0	NEUTRAL	0- 1	1- 0		1- 0		
10- 4	0- 1		2- 1	NON-CONFERENCE	1- 2	3- 0		4- 0		
4- 1	0- 0		1- 0	HOME	1- 1	1- 0		1- 0		
3- 2	0- 1		0- 1	AWAY	0- 0	1- 0		2- 0		
3- 1	0- 0		1- 0	NEUTRAL	0- 1	1- 0		1- 0		
5- 7	1- 5		0- 1	CONFERENCE	2- 1	2- 0		0- 0		
2- 4	1- 3		0- 0	HOME	0- 1	1- 0		0- 0		
3- 3	0- 2		0- 1	AWAY	2- 0	1- 0		0- 0		
0- 0	0- 0		0- 0	NEUTRAL	0- 0	0- 0		0- 0		

RPI S	Opponent	Score	RPI S	Opponent	Score	Team's RPI: 35	RPI S	Opponent	Score	RPI S	Opponent	Score
3	A South Carolina	41 60	27	A Missouri	53 68		53	N West Virginia	52 56	107	H Troy	61 52
3	H South Carolina	47 73	38	N Drake	85 80		60	H Virginia Tech	87 92	112	H Ole Miss	83 60
4	H Mississippi St.	47 77	41	H Indiana	71 67		61	A Florida	82 75	141	A Alabama	66 55
14	H Tennessee	79 61	42	A Tulane	59 61		89	H Jacksonville	53 41	144	A East Carolina	61 52
15	A Texas A&M	61 66					93	H Georgia	51 57	146	N Ball St.	54 40
16	H Kentucky	60 64					98	A Vanderbilt	64 59	158	A Louisiana Tech	76 66
21	A Kansas St.	66 71								242	N Marist	52 51
										262	H Savannah St.	75 46
										277	A N.C. A&T	68 36
LAST 12 Division I GAMES:												
93	H Georgia	51 57	16	H Kentucky	60 64							
3	A South Carolina	41 60	14	H Tennessee	79 61							
15	A Texas A&M	61 66	98	A Vanderbilt	64 59							
4	H Mississippi St.	47 77	112	H Ole Miss	83 60							
141	A Alabama	66 55	3	H South Carolina	47 73							
27	A Missouri	53 68	61	A Florida	82 75							

Non-Div I Games:

Auburn

■ Loss, 
■ Non-Conf, S Site, 
■ Home 
■ Away 
N Neutral

Average RPI Win:	263	WON-LOST	WINNING	LAST 10	STRENGTH OF	OPP. STRENGTH	TEAM	ADJ.	CONF.	ADJ CONF.
Average RPI Loss:	184	RECORD	PCT. RANK	GAMES	SCHEDULE	OF SCHEDULE	RPI	RPI	RPI	RPI
DIV. I ONLY	10- 13	210	6- 4	247	281	243	243	26	26	
DIV. I NON-CONF.	4- 7	224	0- 0	256	222	267	267	26	26	
TOTALS	RPI 1-25	RPI 26-50	W-L RECORDS	RPI 51-100	RPI 101-150	RPI 150+				
10- 13	0- 0	0- 0	OVERALL	0- 3	0- 2	10- 8				
7- 4	0- 0	0- 0	HOME	0- 2	0- 0	7- 2				
3- 8	0- 0	0- 0	AWAY	0- 1	0- 2	3- 5				
0- 1	0- 0	0- 0	NEUTRAL	0- 0	0- 0	0- 1				
4- 7	0- 0	0- 0	NON-CONFERENCE	0- 2	0- 2	4- 3				
3- 2	0- 0	0- 0	HOME	0- 1	0- 0	3- 1				
1- 4	0- 0	0- 0	AWAY	0- 1	0- 2	1- 1				
0- 1	0- 0	0- 0	NEUTRAL	0- 0	0- 0	0- 1				
6- 6	0- 0	0- 0	CONFERENCE	0- 1	0- 0	6- 5				
4- 2	0- 0	0- 0	HOME	0- 1	0- 0	4- 1				
2- 4	0- 0	0- 0	AWAY	0- 0	0- 0	2- 4				
0- 0	0- 0	0- 0	NEUTRAL	0- 0	0- 0	0- 0				

RPI S	Opponent	Score	RPI S	Opponent	Score	RPI S	Opponent	Score	RPI S	Opponent	Score	Team's RPI: 243
						63	A Middle Tenn.	51 82	111	A UCF	43 61	
						75	H Belmont	71 80	112	A Ole Miss	38 66	
						80	H Western Ky.	65 85	187	H ETSU	77 74	
									192	H Morehead St.	71 81	
									213	H Miami (OH)	58 73	
									222	H SIUE	85 62	
									229	N St. Bonaventure	57 58	
									238	A Murray St.	62 67	
									238	H Murray St.	75 63	
									248	A UT Martin	80 83	
									252	A Jacksonville St.	45 65	
									257	A Tennessee Tech	87 84	
									270	H Tennessee St.	79 63	
									271	H Southeast Mo. St.	84 74	
									273	H Kennesaw St.	68 49	
									274	A Ark.-Pine Bluff	69 55	
									280	A Evansville	54 68	
									302	A Eastern Ky.	71 80	
									310	A Eastern Ill.	69 59	
									323	H Arkansas St.	62 55	
LAST 12 Division I GAMES:												
238	A	Murray St.	62	67	310	A	Eastern Ill.	69	59			
270	H	Tennessee St.	79	63	222	H	SIUE	85	62			
302	A	Eastern Ky.	71	80	252	A	Jacksonville St.	45	65			
271	H	Southeast Mo. St.	84	74	257	A	Tennessee Tech	87	84			
248	A	UT Martin	80	83	75	H	Belmont	71	80			
238	H	Murray St.	75	63	192	H	Morehead St.	71	81			

Non-Div I Games: Trevecca Nazarene 69 51 Christian Bros. 76 57

Austin Peay

Loss, Non-Conf, S Site, H Home A Away N Neutral

Average RPI Win:	202	WON-LOST	WINNING	LAST 10	STRENGTH OF	OPP. STRENGTH	TEAM	ADJ.	CONF.	ADJ CONF.
Average RPI Loss:	86	RECORD	PCT. RANK	GAMES	SCHEDULE	OF SCHEDULE	RPI	RPI	RPI	RPI
DIV. I ONLY	16- 9	97	7- 3	143	92	91	91	14	14	
DIV. I NON-CONF.	6- 5	148	0- 0	45	16	72	72	13	13	
TOTALS	RPI 1-25	RPI 26-50	W-L RECORDS	RPI 51-100	RPI 101-150	RPI 150+				
16- 9	0- 3	0- 0	OVERALL	1- 3	3- 0	12- 3				
8- 2	0- 2	0- 0	HOME	0- 0	1- 0	7- 0				
5- 6	0- 0	0- 0	AWAY	0- 3	0- 0	5- 3				
3- 1	0- 1	0- 0	NEUTRAL	1- 0	2- 0	0- 0				
6- 5	0- 3	0- 0	NON-CONFERENCE	1- 2	2- 0	3- 0				
1- 2	0- 2	0- 0	HOME	0- 0	0- 0	1- 0				
2- 2	0- 0	0- 0	AWAY	0- 2	0- 0	2- 0				
3- 1	0- 1	0- 0	NEUTRAL	1- 0	2- 0	0- 0				
10- 4	0- 0	0- 0	CONFERENCE	0- 1	1- 0	9- 3				
7- 0	0- 0	0- 0	HOME	0- 0	1- 0	6- 0				
3- 4	0- 0	0- 0	AWAY	0- 1	0- 0	3- 3				
0- 0	0- 0	0- 0	NEUTRAL	0- 0	0- 0	0- 0				

RPI 1-25				RPI 26-50				RPI 51-100 Team's RPI: 91				RPI 101+			
RPI	S	Opponent	Score	RPI	S	Opponent	Score	RPI	S	Opponent	Score	RPI	S	Opponent	Score
7	H	Washington	70 82					51	A	Utah	60 77	108	N	Saint Joseph's	71 56
9	N	Oregon St.	56 65					65	A	Gonzaga	52 87	123	H	St. Mary's (CA)	70 65
17	H	Oklahoma	61 68					84	N	UNLV	63 54	140	N	Tulsa	71 56
								93	A	Georgia	51 81	155	A	Santa Clara	63 64
												155	H	Santa Clara	72 66
												159	A	San Francisco	63 70
												159	H	San Francisco	73 61
												178	A	Utah St.	60 40
												214	A	Loyola Marymount	74 77
												214	H	Loyola Marymount	76 59
												215	H	Weber St.	73 64
												218	A	Pacific	68 55
												218	H	Pacific	68 50
												233	H	San Diego	81 63
												269	A	Portland	77 38
												293	A	Pepperdine	73 47
												293	H	Pepperdine	88 49
												329	A	Utah Valley	68 50
LAST 12 Division I GAMES:															
159	H	San Francisco	73 61	218	H	Pacific	68 50								
293	H	Pepperdine	88 49	293	A	Pepperdine	73 47								
269	A	Portland	77 38	233	H	San Diego	81 63								
65	A	Gonzaga	52 87	159	A	San Francisco	63 70								
214	A	Loyola Marymount	74 77	218	A	Pacific	68 55								
155	H	Santa Clara	72 66	123	H	St. Mary's (CA)	70 65								

Non-Div I Games:

BYU

■ Loss, 
 ■ Non-Conf, 
 ■ S Site, 
 ■ H Home 
 ■ A Away 
 N Neutral

Average RPI Win:	218	WON-LOST	WINNING	LAST 10	STRENGTH OF	OPP. STRENGTH	TEAM	ADJ.	CONF.	ADJ CONF.
Average RPI Loss:	105	RECORD	PCT. RANK	GAMES	SCHEDULE	OF SCHEDULE	RPI	RPI	RPI	RPI
DIV. I ONLY	16- 8	84	7- 3	243	107	146	146	10	10	
DIV. I NON-CONF.	6- 5	148	0- 0	330	77	242	242	11	11	
TOTALS	RPI 1-25	RPI 26-50	W-L RECORDS	RPI 51-100	RPI 101-150	RPI 150+				
16- 8	0- 0	0- 2	OVERALL	2- 4	1- 1	13- 1				
8- 4	0- 0	0- 1	HOME	0- 2	1- 0	7- 1				
7- 2	0- 0	0- 0	AWAY	2- 2	0- 0	5- 0				
1- 2	0- 0	0- 1	NEUTRAL	0- 0	0- 1	1- 0				
6- 5	0- 0	0- 1	NON-CONFERENCE	0- 2	0- 1	6- 1				
3- 2	0- 0	0- 0	HOME	0- 1	0- 0	3- 1				
2- 1	0- 0	0- 0	AWAY	0- 1	0- 0	2- 0				
1- 2	0- 0	0- 1	NEUTRAL	0- 0	0- 1	1- 0				
10- 3	0- 0	0- 1	CONFERENCE	2- 2	1- 0	7- 0				
5- 2	0- 0	0- 1	HOME	0- 1	1- 0	4- 0				
5- 1	0- 0	0- 0	AWAY	2- 1	0- 0	3- 0				
0- 0	0- 0	0- 0	NEUTRAL	0- 0	0- 0	0- 0				

RPI S	Opponent	Score	RPI S	Opponent	Score	RPI S	Opponent	Score	RPI S	Opponent	Score	Team's RPI: 146
35	N Auburn	40 54	35	N Auburn	40 54	59	A Central Mich.	92 101	105	H Kent St.	71 47	
40	H Ohio	68 72	40	H Ohio	68 72	71	A Buffalo	89 75	144	N East Carolina	69 82	
						80	A Western Ky.	61 68	166	A Oakland	66 59	
						82	H Northern Ill.	96 101	171	H Western Mich.	61 56	
						83	A Toledo	51 45	213	A Miami (OH)	81 60	
						99	H Purdue	42 58	226	A Akron	90 63	
									226	H Akron	80 70	
									237	A Butler	74 50	
									264	A Bowling Green	75 53	
									264	H Bowling Green	91 70	
									274	H Ark.-Pine Bluff	88 60	
									277	N N.C. A&T	76 57	
									280	H Evansville	84 49	
									289	H Eastern Mich.	78 49	
									300	H Lipscomb	74 78	
									334	H Chicago St.	88 53	
LAST 12 Division I GAMES:												
40	H Ohio	68 72	264	A Bowling Green	75 53							
264	H Bowling Green	91 70	289	H Eastern Mich.	78 49							
213	A Miami (OH)	81 60	226	H Akron	80 70							
226	A Akron	90 63	59	A Central Mich.	92 101							
82	H Northern Ill.	96 101	171	H Western Mich.	61 56							
71	A Buffalo	89 75	105	H Kent St.	71 47							

Non-Div I Games: Urbana 93 49

Ball St.

■ Loss, 
 ■ Non-Conf, S Site, 
 ■ Home 
 ■ Away 
 N Neutral

Average RPI Win:	117	WON-LOST	WINNING	LAST 10	STRENGTH OF	OPP. STRENGTH	TEAM	ADJ.	CONF.	ADJ CONF.
Average RPI Loss:	3	RECORD	PCT. RANK	GAMES	SCHEDULE	OF SCHEDULE	RPI	RPI	RPI	RPI
DIV. I ONLY	24- 2	4	9- 1	42	9	8	8	4	4	
DIV. I NON-CONF.	11- 1	12	0- 0	84	47	8	8	3	3	
TOTALS	RPI 1-25	RPI 26-50	W-L RECORDS	RPI 51-100	RPI 101-150	RPI 150+				
24- 2	7- 2	0- 0	OVERALL	6- 0	6- 0	5- 0				
13- 1	3- 1	0- 0	HOME	2- 0	3- 0	5- 0				
8- 1	2- 1	0- 0	AWAY	4- 0	2- 0	0- 0				
3- 0	2- 0	0- 0	NEUTRAL	0- 0	1- 0	0- 0				
11- 1	4- 1	0- 0	NON-CONFERENCE	0- 0	2- 0	5- 0				
7- 0	1- 0	0- 0	HOME	0- 0	1- 0	5- 0				
1- 1	1- 1	0- 0	AWAY	0- 0	0- 0	0- 0				
3- 0	2- 0	0- 0	NEUTRAL	0- 0	1- 0	0- 0				
13- 1	3- 1	0- 0	CONFERENCE	6- 0	4- 0	0- 0				
6- 1	2- 1	0- 0	HOME	2- 0	2- 0	0- 0				
7- 0	1- 0	0- 0	AWAY	4- 0	2- 0	0- 0				
0- 0	0- 0	0- 0	NEUTRAL	0- 0	0- 0	0- 0				

RPI	S	Opponent	Score
1	A	UConn	61 72
5	H	Texas	79 85
12	H	UCLA	84 70
14	A	Tennessee	88 66
17	H	Oklahoma	92 58
19	N	DePaul	104 72
21	A	Kansas St.	91 49
21	H	Kansas St.	87 57
25	N	Ohio St.	85 68

RPI	S	Opponent	Score
53	A	West Virginia	91 56
53	H	West Virginia	79 73
78	A	Iowa St.	83 52
78	H	Iowa St.	68 42
79	A	Oklahoma St.	86 50
85	A	Texas Tech	79 61

RPI	S	Opponent	Score
105	N	Kent St.	84 42
121	A	TCU	91 73
121	H	TCU	77 54
122	H	Abilene Christian	79 34
147	A	Kansas	92 43
147	H	Kansas	90 43
175	H	Texas St.	90 24
306	H	Mississippi Val.	101 36
328	H	Winthrop	140 32
330	H	Southeastern La.	109 38
346	H	Houston Baptist	118 43

## LAST 12 Division I GAMES:

121	A	TCU	91 73	53	H	West Virginia	79 73
5	H	Texas	79 85	78	H	Iowa St.	68 42
85	A	Texas Tech	79 61	147	A	Kansas	92 43
78	A	Iowa St.	83 52	121	H	TCU	77 54
17	H	Oklahoma	92 58	79	A	Oklahoma St.	86 50
21	A	Kansas St.	91 49	53	A	West Virginia	91 56

Non-Div I Games:

Baylor

■ Loss, 
 ■ Non-Conf, 
 ■ S Site, 
 ■ H Home 
 ■ A Away 
 N Neutral

Belmont

Through Games Of Feb. 14, 2017

Average RPI Win:	243	WON-LOST	WINNING	LAST 10	STRENGTH OF	OPP. STRENGTH	TEAM	ADJ.	CONF.	ADJ CONF.
Average RPI Loss:	73	RECORD	PCT. RANK	GAMES	SCHEDULE	OF SCHEDULE	RPI	RPI	RPI	RPI
DIV. I ONLY	20- 5	21	10- 0	215	227	75	75	26	26	
DIV. I NON-CONF.	7- 5	137	0- 0	149	98	92	92	26	26	
TOTALS	RPI 1-25	RPI 26-50	W-L RECORDS	RPI 51-100	RPI 101-150	RPI 150+				
20- 5	0- 1	0- 1	OVERALL	1- 1	0- 1	19- 1				
8- 1	0- 0	0- 1	HOME	1- 0	0- 0	7- 0				
12- 3	0- 1	0- 0	AWAY	0- 1	0- 1	12- 0				
0- 1	0- 0	0- 0	NEUTRAL	0- 0	0- 0	0- 1				
7- 5	0- 1	0- 1	NON-CONFERENCE	1- 1	0- 1	6- 1				
2- 1	0- 0	0- 1	HOME	1- 0	0- 0	1- 0				
5- 3	0- 1	0- 0	AWAY	0- 1	0- 1	5- 0				
0- 1	0- 0	0- 0	NEUTRAL	0- 0	0- 0	0- 1				
13- 0	0- 0	0- 0	CONFERENCE	0- 0	0- 0	13- 0				
6- 0	0- 0	0- 0	HOME	0- 0	0- 0	6- 0				
7- 0	0- 0	0- 0	AWAY	0- 0	0- 0	7- 0				
0- 0	0- 0	0- 0	NEUTRAL	0- 0	0- 0	0- 0				

RPI 1-25				RPI 26-50				RPI 51-100				RPI 101+			
RPI	S	Opponent	Score	RPI	S	Opponent	Score	RPI	S	Opponent	Score	RPI	S	Opponent	Score
13	A	Louisville	50 73	34	H	Green Bay	53 62	55	A	Minnesota	74 75	107	A	Troy	74 91
								62	H	IUPUI	78 72	157	N	Fresno St.	53 62
												184	A	UAB	72 58
												192	A	Morehead St.	91 59
												214	A	Loyola Marymount	79 72
												220	A	Presbyterian	83 58
												222	H	SIUE	94 67
												238	A	Murray St.	87 69
												240	A	Samford	73 54
												243	A	Austin Peay	80 71
												248	H	UT Martin	71 66
												252	A	Jacksonville St.	54 53
												252	H	Jacksonville St.	61 52
												257	A	Tennessee Tech	85 66
												257	H	Tennessee Tech	89 75
												270	A	Tennessee St.	70 60
												271	H	Southeast Mo. St.	89 77
												300	H	Lipscomb	100 62
												302	H	Eastern Ky.	74 58
												310	A	Eastern Ill.	77 58
												324	A	Fort Wayne	85 59
LAST 12 Division I GAMES:															
257	A	Tennessee Tech	85 66	252	A	Jacksonville St.	54 53								
252	H	Jacksonville St.	61 52	192	A	Morehead St.	91 59								
238	A	Murray St.	87 69	302	H	Eastern Ky.	74 58								
222	H	SIUE	94 67	271	H	Southeast Mo. St.	89 77								
270	A	Tennessee St.	70 60	248	H	UT Martin	71 66								
257	H	Tennessee Tech	89 75	243	A	Austin Peay	80 71								

Non-Div I Games: Trevecca Nazarene 87 56

Belmont

Loss, Non-Conf, S Site, H Home A Away N Neutral

Average RPI Win:	291	WON-LOST	WINNING	LAST 10	STRENGTH OF	OPP. STRENGTH	TEAM	ADJ.	CONF.	ADJ CONF.
Average RPI Loss:	200	RECORD	PCT. RANK	GAMES	SCHEDULE	OF SCHEDULE	RPI	RPI	RPI	RPI
DIV. I ONLY	12- 9	132	9- 1	337	330	221	221	32	32	
DIV. I NON-CONF.	2- 8	288	0- 1	262	285	309	309	31	31	
TOTALS	RPI 1-25	RPI 26-50	W-L RECORDS	RPI 51-100	RPI 101-150	RPI 150+				
12- 9	0- 0	0- 0	OVERALL	0- 1	0- 3	12- 5				
5- 1	0- 0	0- 0	HOME	0- 0	0- 0	5- 1				
6- 7	0- 0	0- 0	AWAY	0- 1	0- 3	6- 3				
1- 1	0- 0	0- 0	NEUTRAL	0- 0	0- 0	1- 1				
2- 8	0- 0	0- 0	NON-CONFERENCE	0- 1	0- 3	2- 4				
1- 0	0- 0	0- 0	HOME	0- 0	0- 0	1- 0				
0- 7	0- 0	0- 0	AWAY	0- 1	0- 3	0- 3				
1- 1	0- 0	0- 0	NEUTRAL	0- 0	0- 0	1- 1				
10- 1	0- 0	0- 0	CONFERENCE	0- 0	0- 0	10- 1				
4- 1	0- 0	0- 0	HOME	0- 0	0- 0	4- 1				
6- 0	0- 0	0- 0	AWAY	0- 0	0- 0	6- 0				
0- 0	0- 0	0- 0	NEUTRAL	0- 0	0- 0	0- 0				

RPI 1-25			RPI 26-50			RPI 51-100			RPI 101+ Team's RPI: 221		
RPI	S	Opponent	Score	RPI	S	Opponent	Score	RPI	S	Opponent	Score
						89 A Jacksonville	63 69	106 A Clemson		38 59	
								111 A UCF		43 70	
								119 A Stetson		60 63	
								222 N SIUE		83 78	
								228 A Southern U.		59 61	
								249 A Norfolk St.		68 58	
								250 A UMES		61 33	
								250 H UMES		56 59	
								254 H Howard		75 54	
								262 A Savannah St.		38 31	
								270 N Tennessee St.		60 69	
								276 H North Florida		52 50	
								299 A Prairie View		64 66	
								301 A Coppin St.		76 56	
								301 H Coppin St.		71 52	
								330 A Southeastern La.		63 75	
								339 H Morgan St.		50 48	
								344 A Florida A&M		64 41	
								345 A South Carolina St.		64 34	
								348 H Delaware St.		72 58	
LAST 12 Division I GAMES:											
250 A UMES			61 33	344 A Florida A&M			64 41				
301 A Coppin St.			76 56	345 A South Carolina St.			64 34				
254 H Howard			75 54	301 H Coppin St.			71 52				
348 H Delaware St.			72 58	339 H Morgan St.			50 48				
249 A Norfolk St.			68 58	262 A Savannah St.			38 31				
250 H UMES			56 59	106 A Clemson			38 59				

Non-Div I Games: Edward Waters 55 45 Flagler 76 53

Bethune-Cookman

Loss, Non-Conf, S Site, H Home A Away N Neutral



Binghamton

Through Games Of Feb. 14, 2017

Average RPI Win:	259	WON-LOST	WINNING	LAST 10	STRENGTH OF	OPP. STRENGTH	TEAM	ADJ.	CONF.	ADJ CONF.
Average RPI Loss:	138	RECORD	PCT. RANK	GAMES	SCHEDULE	OF SCHEDULE	RPI	RPI	RPI	RPI
DIV. I ONLY	10- 14	220	4- 6	145	292	198	198	22	22	
DIV. I NON-CONF.	3- 8	262	0- 0	84	323	205	205	22	22	
TOTALS	RPI 1-25	RPI 26-50	W-L RECORDS	RPI 51-100	RPI 101-150	RPI 150+				
10- 14	0- 0	0- 1	OVERALL	1- 3	1- 5	8- 5				
4- 7	0- 0	0- 0	HOME	0- 2	1- 3	3- 2				
6- 7	0- 0	0- 1	AWAY	1- 1	0- 2	5- 3				
0- 0	0- 0	0- 0	NEUTRAL	0- 0	0- 0	0- 0				
3- 8	0- 0	0- 1	NON-CONFERENCE	1- 1	0- 3	2- 3				
0- 5	0- 0	0- 0	HOME	0- 1	0- 2	0- 2				
3- 3	0- 0	0- 1	AWAY	1- 0	0- 1	2- 1				
0- 0	0- 0	0- 0	NEUTRAL	0- 0	0- 0	0- 0				
7- 6	0- 0	0- 0	CONFERENCE	0- 2	1- 2	6- 2				
4- 2	0- 0	0- 0	HOME	0- 1	1- 1	3- 0				
3- 4	0- 0	0- 0	AWAY	0- 1	0- 1	3- 2				
0- 0	0- 0	0- 0	NEUTRAL	0- 0	0- 0	0- 0				

RPI S	Opponent	Score	RPI S	Opponent	Score	RPI S	Opponent	Score	RPI S	Opponent	Score	Team's RPI: 198
40	A Ohio	55 63	74	H Bucknell	57 67	128	H Cornell	51 54				
			90	A Penn	61 48	129	H Maine	58 52				
			92	A New Hampshire	69 76	139	A Albany (NY)	63 80				
			92	H New Hampshire	62 70	139	H Albany (NY)	61 67				
						142	A Yale	48 57				
						148	H Brown	72 83				
						167	A Providence	58 71				
						177	H Columbia	65 75				
						183	A Hartford	73 76				
						195	H Sacred Heart	69 77				
						210	A UMBC	45 53				
						210	H UMBC	69 62				
						265	A Stony Brook	48 40				
						279	A Vermont	64 55				
						279	H Vermont	76 61				
						317	A NJIT	68 44				
						338	A Fairleigh Dickinson	80 69				
						340	A UMass Lowell	58 48				
						340	H UMass Lowell	69 54				
LAST 12 Division I GAMES:												
92	A New Hampshire	69 76	183	A Hartford	73 76							
139	A Albany (NY)	63 80	265	A Stony Brook	48 40							
279	H Vermont	76 61	139	H Albany (NY)	61 67							
340	H UMass Lowell	69 54	92	H New Hampshire	62 70							
210	A UMBC	45 53	279	A Vermont	64 55							
129	H Maine	58 52	340	A UMass Lowell	58 48							

Non-Div I Games: Georgian Court 74 53 Misericordia 77 54

Binghamton

Loss, Non-Conf, S Site, H Home A Away N Neutral

Average RPI Win: <b>176</b>	WON-LOST	WINNING	LAST 10	STRENGTH OF	OPP. STRENGTH	TEAM	ADJ.	CONF.	ADJ CONF.
Average RPI Loss: <b>148</b>	RECORD	PCT. RANK	GAMES	SCHEDULE	OF SCHEDULE	RPI	RPI	RPI	RPI
DIV. I ONLY	<b>14- 7</b>	<b>84</b>	<b>4- 6</b>	<b>129</b>	<b>125</b>	<b>88</b>	<b>88</b>	<b>13</b>	<b>13</b>
DIV. I NON-CONF.	<b>8- 1</b>	<b>19</b>	<b>0- 0</b>	<b>144</b>	<b>99</b>	<b>29</b>	<b>29</b>	<b>15</b>	<b>15</b>
TOTALS	RPI 1-25	RPI 26-50	W-L RECORDS	RPI 51-100	RPI 101-150	RPI 150+			
14- 7	0- 1	0- 0	OVERALL	3- 2	3- 1	8- 3			
9- 2	0- 0	0- 0	HOME	1- 2	1- 0	7- 0			
4- 5	0- 1	0- 0	AWAY	2- 0	1- 1	1- 3			
1- 0	0- 0	0- 0	NEUTRAL	0- 0	1- 0	0- 0			
8- 1	0- 1	0- 0	NON-CONFERENCE	1- 0	3- 0	4- 0			
5- 0	0- 0	0- 0	HOME	0- 0	1- 0	4- 0			
2- 1	0- 1	0- 0	AWAY	1- 0	1- 0	0- 0			
1- 0	0- 0	0- 0	NEUTRAL	0- 0	1- 0	0- 0			
6- 6	0- 0	0- 0	CONFERENCE	2- 2	0- 1	4- 3			
4- 2	0- 0	0- 0	HOME	1- 2	0- 0	3- 0			
2- 4	0- 0	0- 0	AWAY	1- 0	0- 1	1- 3			
0- 0	0- 0	0- 0	NEUTRAL	0- 0	0- 0	0- 0			

RPI 1-25				RPI 26-50				RPI 51-100				Team's RPI: 88	RPI 101+			
RPI	S	Opponent	Score	RPI	S	Opponent	Score	RPI	S	Opponent	Score		RPI	S	Opponent	Score
7	A	Washington	66 92					58	A	Colorado St.	51 45		103	N	Charlotte	68 65
								58	H	Colorado St.	53 60		123	A	St. Mary's (CA)	83 78
								84	H	UNLV	55 58		125	H	Eastern Wash.	67 64
								87	A	Washington St.	77 73		149	A	New Mexico	68 75
								100	H	Wyoming	64 54		157	H	Fresno St.	67 66
													178	A	Utah St.	63 65
													178	H	Utah St.	76 56
													200	H	San Jose St.	86 64
													227	H	Seattle U	73 68
													256	H	Portland St.	94 76
													267	H	Hawaii	61 49
													269	H	Portland	74 60
													275	A	San Diego St.	77 84
													284	A	Nevada	62 69
													309	A	Air Force	69 59
LAST 12 Division I GAMES:																
309	A	Air Force	69 59	149	A	New Mexico	68 75									
178	A	Utah St.	63 65	157	H	Fresno St.	67 66									
58	H	Colorado St.	53 60	275	A	San Diego St.	77 84									
100	H	Wyoming	64 54	84	H	UNLV	55 58									
284	A	Nevada	62 69	58	A	Colorado St.	51 45									
200	H	San Jose St.	86 64	178	H	Utah St.	76 56									

Non-Div I Games: Southern Ore. 89 45 Concordia Portland 71 40

Boise St.

■ Loss, 
 ■ Non-Conf, S Site, 
 ■ Home 
 ■ Away 
 N Neutral

Average RPI Win:	<b>196</b>	WON-LOST	WINNING	LAST 10	STRENGTH OF	OPP. STRENGTH	TEAM	ADJ.	CONF.	ADJ CONF.
Average RPI Loss:	<b>73</b>	RECORD	PCT. RANK	GAMES	SCHEDULE	OF SCHEDULE	RPI	RPI	RPI	RPI
DIV. I ONLY	<b>9- 17</b>	<b>257</b>	<b>1- 9</b>	<b>54</b>	<b>60</b>	<b>164</b>	<b>164</b>	<b>3</b>	<b>3</b>	
DIV. I NON-CONF.	<b>7- 6</b>	<b>157</b>	<b>0- 0</b>	<b>201</b>	<b>234</b>	<b>186</b>	<b>186</b>	<b>4</b>	<b>4</b>	
TOTALS	RPI 1-25	RPI 26-50	W-L RECORDS	RPI 51-100	RPI 101-150	RPI 150+				
9- 17	0- 5	0- 3	OVERALL	0- 4	4- 2	5- 3				
6- 7	0- 3	0- 2	HOME	0- 1	2- 1	4- 0				
2- 9	0- 2	0- 1	AWAY	0- 2	2- 1	0- 3				
1- 1	0- 0	0- 0	NEUTRAL	0- 1	0- 0	1- 0				
7- 6	0- 0	0- 0	NON-CONFERENCE	0- 2	2- 2	5- 2				
5- 2	0- 0	0- 0	HOME	0- 1	1- 1	4- 0				
1- 3	0- 0	0- 0	AWAY	0- 0	1- 1	0- 2				
1- 1	0- 0	0- 0	NEUTRAL	0- 1	0- 0	1- 0				
2- 11	0- 5	0- 3	CONFERENCE	0- 2	2- 0	0- 1				
1- 5	0- 3	0- 2	HOME	0- 0	1- 0	0- 0				
1- 6	0- 2	0- 1	AWAY	0- 2	1- 0	0- 1				
0- 0	0- 0	0- 0	NEUTRAL	0- 0	0- 0	0- 0				

RPI 1-25				RPI 26-50				RPI 51-100				RPI 101+ Team's RPI: 164			
RPI	S	Opponent	Score	RPI	S	Opponent	Score	RPI	S	Opponent	Score	RPI	S	Opponent	Score
2	H	Notre Dame	69 <b>80</b>	33	A	Syracuse	52 <b>79</b>	69	A	Wake Forest	55 <b>71</b>	106	H	Clemson	60 48
6	H	Florida St.	53 <b>85</b>	33	H	Syracuse	45 <b>72</b>	72	A	Virginia	55 <b>62</b>	109	A	North Carolina	88 77
10	H	Duke	44 <b>67</b>	45	H	Georgia Tech	67 <b>71</b>	76	H	Penn St.	56 <b>60</b>	123	H	St. Mary's (CA)	54 <b>62</b>
13	A	Louisville	43 <b>68</b>					86	N	SMU	64 <b>72</b>	127	A	Fordham	49 <b>56</b>
20	A	Miami (FL)	51 <b>58</b>									129	H	Maine	64 53
												142	A	Yale	71 64
												154	A	Pittsburgh	43 <b>56</b>
												167	H	Providence	57 53
												183	A	Hartford	56 <b>65</b>
												197	A	Seton Hall	66 <b>71</b>
												231	H	Dartmouth	65 53
												247	H	Boston U.	67 49
												312	H	Central Conn. St.	66 46
												322	N	St. Francis Brooklyn	73 58
LAST 12 Division I GAMES:															
13	A	Louisville	43 <b>68</b>	10	H	Duke	44 <b>67</b>								
109	A	North Carolina	88 77	2	H	Notre Dame	69 <b>80</b>								
33	H	Syracuse	45 <b>72</b>	72	A	Virginia	55 <b>62</b>								
6	H	Florida St.	53 <b>85</b>	45	H	Georgia Tech	67 <b>71</b>								
20	A	Miami (FL)	51 <b>58</b>	33	A	Syracuse	52 <b>79</b>								
69	A	Wake Forest	55 <b>71</b>	154	A	Pittsburgh	43 <b>56</b>								

Non-Div I Games:

Boston College

■ Loss, 
 ■ Non-Conf, 
 ■ S Site, 
 ■ H Home 
 ■ A Away 
 N Neutral

Average RPI Win:	290	WON-LOST	WINNING	LAST 10	STRENGTH OF	OPP. STRENGTH	TEAM	ADJ.	CONF.	ADJ CONF.
Average RPI Loss:	141	RECORD	PCT. RANK	GAMES	SCHEDULE	OF SCHEDULE	RPI	RPI	RPI	RPI
DIV. I ONLY	10- 14	220	6- 4	282	200	247	247	24	24	
DIV. I NON-CONF.	2- 9	293	0- 0	220	153	317	317	25	25	
TOTALS	RPI 1-25	RPI 26-50	W-L RECORDS	RPI 51-100	RPI 101-150	RPI 150+				
10- 14	0- 1	0- 1	OVERALL	0- 2	0- 4	10- 6				
6- 5	0- 0	0- 1	HOME	0- 2	0- 1	6- 1				
4- 8	0- 1	0- 0	AWAY	0- 0	0- 2	4- 5				
0- 1	0- 0	0- 0	NEUTRAL	0- 0	0- 1	0- 0				
2- 9	0- 1	0- 1	NON-CONFERENCE	0- 1	0- 2	2- 4				
2- 3	0- 0	0- 1	HOME	0- 1	0- 0	2- 1				
0- 5	0- 1	0- 0	AWAY	0- 0	0- 1	0- 3				
0- 1	0- 0	0- 0	NEUTRAL	0- 0	0- 1	0- 0				
8- 5	0- 0	0- 0	CONFERENCE	0- 1	0- 2	8- 2				
4- 2	0- 0	0- 0	HOME	0- 1	0- 1	4- 0				
4- 3	0- 0	0- 0	AWAY	0- 0	0- 1	4- 2				
0- 0	0- 0	0- 0	NEUTRAL	0- 0	0- 0	0- 0				

RPI 1-25			RPI 26-50			RPI 51-100			RPI 101+ Team's RPI: 247		
RPI	S	Opponent	Score	RPI	S	Opponent	Score	RPI	S	Opponent	Score
23	A	Arizona St.	42 71	26	H	Harvard	52 65	74	H	Bucknell	50 66
								92	H	New Hampshire	51 59
										110 N	Long Beach St. 48 61
										126 A	Navy 41 55
										126 H	Navy 59 62
										139 A	Albany (NY) 54 69
										164 A	Boston College 49 67
										180 A	Northeastern 59 78
										190 A	American 62 73
										190 H	American 71 62
										231 H	Dartmouth 49 61
										242 A	Marist 57 76
										245 A	Colgate 87 96
										261 A	Loyola Maryland 67 55
										261 H	Loyola Maryland 61 58
										290 H	Massachusetts 64 60
										303 A	Lehigh 69 64
										303 H	Lehigh 64 50
										315 A	Lafayette 75 58
										315 H	Lafayette 68 50
										319 A	Holy Cross 66 49
										340 H	UMass Lowell 66 56
LAST 12 Division I GAMES:											
261	A	Loyola Maryland	67 55	245	A	Colgate	87 96				
190	H	American	71 62	261	H	Loyola Maryland	61 58				
315	A	Lafayette	75 58	190	A	American	62 73				
126	A	Navy	41 55	315	H	Lafayette	68 50				
303	H	Lehigh	64 50	126	H	Navy	59 62				
74	H	Bucknell	50 66	303	A	Lehigh	69 64				

Non-Div I Games:

Boston U.

■ Loss, 
 ■ Non-Conf, S Site, 
 ■ Home 
 ■ Away 
 N Neutral

## Bowling Green

Through Games Of Feb. 14, 2017

Average RPI Win:	271	WON-LOST	WINNING	LAST 10	STRENGTH OF	OPP. STRENGTH	TEAM	ADJ.	CONF.	ADJ CONF.
Average RPI Loss:	120	RECORD	PCT. RANK	GAMES	SCHEDULE	OF SCHEDULE	RPI	RPI	RPI	RPI
DIV. I ONLY	4- 17	318	2- 8	107	118	264	264	10	10	
DIV. I NON-CONF.	2- 7	284	0- 0	233	69	294	294	11	11	
TOTALS	RPI 1-25	RPI 26-50	W-L RECORDS	RPI 51-100	RPI 101-150	RPI 150+				
4- 17	0- 1	0- 1	OVERALL	0- 7	0- 4	4- 4				
1- 8	0- 0	0- 1	HOME	0- 4	0- 2	1- 1				
1- 8	0- 1	0- 0	AWAY	0- 2	0- 2	1- 3				
2- 1	0- 0	0- 0	NEUTRAL	0- 1	0- 0	2- 0				
2- 7	0- 1	0- 0	NON-CONFERENCE	0- 3	0- 1	2- 2				
0- 3	0- 0	0- 0	HOME	0- 1	0- 1	0- 1				
0- 3	0- 1	0- 0	AWAY	0- 1	0- 0	0- 1				
2- 1	0- 0	0- 0	NEUTRAL	0- 1	0- 0	2- 0				
2- 10	0- 0	0- 1	CONFERENCE	0- 4	0- 3	2- 2				
1- 5	0- 0	0- 1	HOME	0- 3	0- 1	1- 0				
1- 5	0- 0	0- 0	AWAY	0- 1	0- 2	1- 2				
0- 0	0- 0	0- 0	NEUTRAL	0- 0	0- 0	0- 0				

RPI 1-25				RPI 26-50				RPI 51-100				RPI 101+ Team's RPI: 264			
RPI	S	Opponent	Score	RPI	S	Opponent	Score	RPI	S	Opponent	Score	RPI	S	Opponent	Score
13	A	Louisville	58 83	40	H	Ohio	58 69	59	H	Central Mich.	65 76	105	A	Kent St.	78 80
								60	A	Virginia Tech	51 98	143	H	Cincinnati	58 68
								71	H	Buffalo	50 61	146	A	Ball St.	70 91
								72	H	Virginia	47 67	146	H	Ball St.	53 75
								77	N	Chattanooga	49 54	171	A	Western Mich.	58 75
								82	H	Northern Ill.	76 89	185	H	Cleveland St.	56 64
								83	A	Toledo	59 74	226	A	Akron	62 58
												226	H	Akron	86 50
												289	A	Eastern Mich.	74 81
												302	A	Eastern Ky.	55 57
												315	N	Lafayette	69 42
												316	N	Saint Peter's	73 68
LAST 12 Division I GAMES:															
83	A	Toledo	59 74	71	H	Buffalo	50 61								
146	A	Ball St.	70 91	59	H	Central Mich.	65 76								
226	H	Akron	86 50	171	A	Western Mich.	58 75								
105	A	Kent St.	78 80	226	A	Akron	62 58								
289	A	Eastern Mich.	74 81	82	H	Northern Ill.	76 89								
146	H	Ball St.	53 75	40	H	Ohio	58 69								

Non-Div I Games: Davis & Elkins 73 46 Ohio Valley 82 46 Malone 65 78

Bowling Green

Loss, Non-Conf, S Site, H Home A Away N Neutral

## Bradley

Through Games Of Feb. 14, 2017

Average RPI Win:	256	WON-LOST	WINNING	LAST 10	STRENGTH OF	OPP. STRENGTH	TEAM	ADJ.	CONF.	ADJ CONF.
Average RPI Loss:	129	RECORD	PCT. RANK	GAMES	SCHEDULE	OF SCHEDULE	RPI	RPI	RPI	RPI
DIV. I ONLY	8- 15	254	4- 6	153	205	217	217	16	16	
DIV. I NON-CONF.	3- 7	250	0- 0	121	241	209	209	14	14	
TOTALS	RPI 1-25	RPI 26-50	W-L RECORDS	RPI 51-100	RPI 101-150	RPI 150+				
8- 15	0- 0	0- 3	OVERALL	0- 4	1- 2	7- 6				
4- 6	0- 0	0- 2	HOME	0- 2	1- 1	3- 1				
4- 9	0- 0	0- 1	AWAY	0- 2	0- 1	4- 5				
0- 0	0- 0	0- 0	NEUTRAL	0- 0	0- 0	0- 0				
3- 7	0- 0	0- 1	NON-CONFERENCE	0- 2	1- 2	2- 2				
1- 3	0- 0	0- 1	HOME	0- 1	1- 1	0- 0				
2- 4	0- 0	0- 0	AWAY	0- 1	0- 1	2- 2				
0- 0	0- 0	0- 0	NEUTRAL	0- 0	0- 0	0- 0				
5- 8	0- 0	0- 2	CONFERENCE	0- 2	0- 0	5- 4				
3- 3	0- 0	0- 1	HOME	0- 1	0- 0	3- 1				
2- 5	0- 0	0- 1	AWAY	0- 1	0- 0	2- 3				
0- 0	0- 0	0- 0	NEUTRAL	0- 0	0- 0	0- 0				

RPI 1-25				RPI 26-50				RPI 51-100				RPI 101+				Team's RPI: 217	
RPI	S	Opponent	Score	RPI	S	Opponent	Score	RPI	S	Opponent	Score	RPI	S	Opponent	Score		
				34	H	Green Bay	43 68	64	A	UNI	50 70	105	A	Kent St.	52 77		
				38	A	Drake	46 98	64	H	UNI	53 72	115	H	Saint Louis	58 68		
				38	H	Drake	60 93	82	H	Northern Ill.	51 81	138	H	Detroit	70 60		
								94	A	Western Ill.	77 91	152	A	Missouri St.	75 73		
												168	H	Southern Ill.	57 66		
												171	A	Western Mich.	64 83		
												202	A	Indiana St.	51 58		
												202	H	Indiana St.	54 41		
												205	A	Wichita St.	54 65		
												237	A	Butler	56 58		
												280	H	Evansville	56 52		
												311	A	Valparaiso	67 56		
												313	A	Illinois St.	63 71		
												321	A	Loyola Chicago	60 53		
												321	H	Loyola Chicago	72 45		
												325	A	Ill.-Chicago	65 56		
LAST 12 Division I GAMES:																	
				38	A	Drake	46 98	152	A	Missouri St.	75 73						
				64	A	UNI	50 70	205	A	Wichita St.	54 65						
				202	H	Indiana St.	54 41	64	H	UNI	53 72						
				321	H	Loyola Chicago	72 45	38	H	Drake	60 93						
				280	H	Evansville	56 52	321	A	Loyola Chicago	60 53						
				168	H	Southern Ill.	57 66	202	A	Indiana St.	51 58						

Non-Div I Games: Eureka 103 59

Bradley

■ Loss, 
 ■ Non-Conf, S Site, 
 ■ Home 
 ■ Away 
 N Neutral

Average RPI Win:	220	WON-LOST	WINNING	LAST 10	STRENGTH OF	OPP. STRENGTH	TEAM	ADJ.	CONF.	ADJ CONF.
Average RPI Loss:	174	RECORD	PCT. RANK	GAMES	SCHEDULE	OF SCHEDULE	RPI	RPI	RPI	RPI
DIV. I ONLY	13- 7	95	6- 3	275	209	148	148	9	9	
DIV. I NON-CONF.	8- 4	97	2- 1	343	299	229	229	9	9	
TOTALS	RPI 1-25	RPI 26-50	W-L RECORDS	RPI 51-100	RPI 101-150	RPI 150+				
13- 7	0- 0	0- 1	OVERALL	0- 1	3- 2	10- 3				
7- 2	0- 0	0- 0	HOME	0- 0	2- 0	5- 2				
6- 5	0- 0	0- 1	AWAY	0- 1	1- 2	5- 1				
0- 0	0- 0	0- 0	NEUTRAL	0- 0	0- 0	0- 0				
8- 4	0- 0	0- 0	NON-CONFERENCE	0- 0	0- 1	8- 3				
4- 2	0- 0	0- 0	HOME	0- 0	0- 0	4- 2				
4- 2	0- 0	0- 0	AWAY	0- 0	0- 1	4- 1				
0- 0	0- 0	0- 0	NEUTRAL	0- 0	0- 0	0- 0				
5- 3	0- 0	0- 1	CONFERENCE	0- 1	3- 1	2- 0				
3- 0	0- 0	0- 0	HOME	0- 0	2- 0	1- 0				
2- 3	0- 0	0- 1	AWAY	0- 1	1- 1	1- 0				
0- 0	0- 0	0- 0	NEUTRAL	0- 0	0- 0	0- 0				

RPI S	Opponent	Score	RPI S	Opponent	Score	RPI S	Opponent	Score	RPI S	Opponent	Score	Team's RPI: 148
26	A Harvard	59 69	90	A Penn	60 86	128	H Cornell	72 67				
						132	A VCU	72 85				
						133	A Princeton	98 88				
						142	A Yale	51 73				
						142	H Yale	76 73				
						167	H Providence	77 70				
						177	H Columbia	69 60				
						195	A Sacred Heart	80 66				
						198	A Binghamton	83 72				
						231	A Dartmouth	65 62				
						245	H Colgate	62 67				
						254	H Howard	83 78				
						279	A Vermont	62 50				
						283	H Manhattan	57 58				
						297	A Bryant	67 70				
						307	H Rhode Island	76 65				
						316	H Saint Peter's	80 71				
						339	A Morgan St.	68 51				
LAST 12 Division I GAMES:												
231	A Dartmouth	65 62	90	A Penn	60 86							
26	A Harvard	59 69	133	A Princeton	98 88							
177	H Columbia	69 60	339	A Morgan St.	68 51							
128	H Cornell	72 67	132	A VCU	72 85							
142	A Yale	51 73	316	H Saint Peter's	80 71							
142	H Yale	76 73	279	A Vermont	62 50							

Non-Div I Games: Rhode Island Col. 90 44

Brown

■ Loss, 
 ■ Non-Conf, S Site, 
 ■ Home 
 ■ Away 
 N Neutral

Average RPI Win:	309	WON-LOST	WINNING	LAST 10	STRENGTH OF	OPP. STRENGTH	TEAM	ADJ.	CONF.	ADJ CONF.
Average RPI Loss:	217	RECORD	PCT. RANK	GAMES	SCHEDULE	OF SCHEDULE	RPI	RPI	RPI	RPI
DIV. I ONLY	12- 13	183	4- 6	345	325	297	297	31	31	
DIV. I NON-CONF.	5- 6	186	0- 0	333	228	280	280	32	32	
TOTALS	RPI 1-25	RPI 26-50	W-L RECORDS	RPI 51-100	RPI 101-150	RPI 150+				
12- 13	0- 0	0- 0	OVERALL	0- 1	1- 1	11- 11				
8- 2	0- 0	0- 0	HOME	0- 0	1- 1	7- 1				
3- 10	0- 0	0- 0	AWAY	0- 1	0- 0	3- 9				
1- 1	0- 0	0- 0	NEUTRAL	0- 0	0- 0	1- 1				
5- 6	0- 0	0- 0	NON-CONFERENCE	0- 1	1- 1	4- 4				
3- 1	0- 0	0- 0	HOME	0- 0	1- 1	2- 0				
1- 4	0- 0	0- 0	AWAY	0- 1	0- 0	1- 3				
1- 1	0- 0	0- 0	NEUTRAL	0- 0	0- 0	1- 1				
7- 7	0- 0	0- 0	CONFERENCE	0- 0	0- 0	7- 7				
5- 1	0- 0	0- 0	HOME	0- 0	0- 0	5- 1				
2- 6	0- 0	0- 0	AWAY	0- 0	0- 0	2- 6				
0- 0	0- 0	0- 0	NEUTRAL	0- 0	0- 0	0- 0				

RPI S	Opponent	Score	RPI S	Opponent	Score	RPI S	Opponent	Score	RPI S	Opponent	Score	Team's RPI: 297
						92 A	New Hampshire	60 62	129 H	Maine	52 77	
									148 H	Brown	70 67	
									154 A	Pittsburgh	60 76	
									167 N	Providence	51 62	
									194 A	Rutgers	42 50	
									195 A	Sacred Heart	59 66	
									195 H	Sacred Heart	53 65	
									212 A	Robert Morris	46 62	
									255 A	Saint Francis (PA)	67 79	
									279 A	Vermont	63 57	
									290 A	Massachusetts	62 68	
									304 A	Mt. St. Mary's	53 61	
									304 H	Mt. St. Mary's	78 62	
									307 N	Rhode Island	62 56	
									312 A	Central Conn. St.	52 53	
									319 H	Holy Cross	76 74	
									322 A	St. Francis Brooklyn	47 63	
									322 H	St. Francis Brooklyn	63 54	
									333 H	Wagner	70 61	
									337 A	LIU Brooklyn	62 53	
									337 H	LIU Brooklyn	57 53	
									338 A	Fairleigh Dickinson	56 48	
									338 H	Fairleigh Dickinson	50 48	
									340 H	UMass Lowell	73 62	
LAST 12 Division I GAMES:												
337 H	LIU Brooklyn	57 53	255 A	Saint Francis (PA)	67 79	337 H	LIU Brooklyn	57 53	338 A	Fairleigh Dickinson	56 48	
322 H	St. Francis Brooklyn	63 54	212 A	Robert Morris	46 62	338 H	Fairleigh Dickinson	50 48	338 H	Fairleigh Dickinson	50 48	
304 A	Mt. St. Mary's	53 61	333 H	Wagner	70 61	338 H	Fairleigh Dickinson	50 48	340 H	UMass Lowell	73 62	
195 A	Sacred Heart	59 66	195 H	Sacred Heart	53 65							
338 H	Fairleigh Dickinson	50 48	338 A	Fairleigh Dickinson	56 48							
312 A	Central Conn. St.	52 53	304 H	Mt. St. Mary's	78 62							

Non-Div I Games:

Bryant

■ Loss, 
 ■ Non-Conf, 
 ■ S Site, 
 ■ H Home 
 ■ A Away 
 N Neutral



Average RPI Win: <b>219</b>	WON-LOST	WINNING	LAST 10	STRENGTH OF	OPP. STRENGTH	TEAM	ADJ.	CONF.	ADJ CONF.
Average RPI Loss: <b>168</b>	RECORD	PCT. RANK	GAMES	SCHEDULE	OF SCHEDULE	RPI	RPI	RPI	RPI
DIV. I ONLY	19- 5	24	8- 2	236	228	74	74	24	24
DIV. I NON-CONF.	8- 3	67	0- 0	246	116	84	84	25	25
TOTALS	RPI 1-25	RPI 26-50	W-L RECORDS	RPI 51-100	RPI 101-150	RPI 150+			
19- 5	0- 0	0- 1	OVERALL	1- 0	2- 1	16- 3			
10- 0	0- 0	0- 0	HOME	1- 0	1- 0	8- 0			
9- 5	0- 0	0- 0	AWAY	0- 0	1- 0	8- 0			
0- 0	0- 0	0- 0	NEUTRAL	0- 0	0- 0	0- 0			
8- 3	0- 0	0- 1	NON-CONFERENCE	1- 0	1- 1	6- 1			
4- 0	0- 0	0- 0	HOME	1- 0	0- 0	3- 0			
4- 3	0- 0	0- 1	AWAY	0- 0	1- 1	3- 1			
0- 0	0- 0	0- 0	NEUTRAL	0- 0	0- 0	0- 0			
11- 2	0- 0	0- 0	CONFERENCE	0- 0	1- 0	10- 2			
6- 0	0- 0	0- 0	HOME	0- 0	1- 0	5- 0			
5- 2	0- 0	0- 0	AWAY	0- 0	0- 0	5- 2			
0- 0	0- 0	0- 0	NEUTRAL	0- 0	0- 0	0- 0			

RPI S	Opponent	Score	RPI S	Opponent	Score	RPI S	Opponent	Score	RPI S	Opponent	Score
30	A Elon	58 64	66	H Drexel	78 66	108	A Saint Joseph's	64 61			
						109	A North Carolina	50 65			
						126	H Navy	67 64			
						156	A Army West Point	60 56			
						156	H Army West Point	68 62			
						185	H Cleveland St.	77 66			
						190	A American	47 59			
						190	H American	73 67			
						194	A Rutgers	53 57			
						198	A Binghamton	67 57			
						226	A Akron	61 47			
						229	A St. Bonaventure	57 35			
						245	A Colgate	79 49			
						245	H Colgate	79 56			
						247	A Boston U.	66 50			
						261	A Loyola Maryland	72 66			
						283	H Manhattan	69 64			
						303	A Lehigh	77 58			
						303	H Lehigh	73 54			
						317	H NJIT	67 36			
						319	A Holy Cross	51 63			
						319	H Holy Cross	77 48			
LAST 12 Division I GAMES:											
245	A Colgate	79 49	261	A Loyola Maryland	72 66						
303	H Lehigh	73 54	245	H Colgate	79 56						
319	A Holy Cross	51 63	303	A Lehigh	77 58						
190	A American	47 59	319	H Holy Cross	77 48						
156	H Army West Point	68 62	190	H American	73 67						
247	A Boston U.	66 50	156	A Army West Point	60 56						

Non-Div I Games:

Bucknell

■ Loss, 
 ■ Non-Conf, S Site, 
 ■ Home 
 ■ Away 
 N Neutral

Average RPI Win:	190	WON-LOST	WINNING	LAST 10	STRENGTH OF	OPP. STRENGTH	TEAM	ADJ.	CONF.	ADJ CONF.
Average RPI Loss:	74	RECORD	PCT. RANK	GAMES	SCHEDULE	OF SCHEDULE	RPI	RPI	RPI	RPI
DIV. I ONLY	16- 7	68	5- 5	89	130	71	71	10	10	
DIV. I NON-CONF.	10- 1	15	0- 0	189	194	50	50	11	11	
TOTALS	RPI 1-25	RPI 26-50	W-L RECORDS	RPI 51-100	RPI 101-150	RPI 150+				
16- 7	0- 0	0- 2	OVERALL	1- 4	4- 1	11- 0				
10- 3	0- 0	0- 0	HOME	1- 2	2- 1	7- 0				
6- 3	0- 0	0- 1	AWAY	0- 2	2- 0	4- 0				
0- 1	0- 0	0- 1	NEUTRAL	0- 0	0- 0	0- 0				
10- 1	0- 0	0- 1	NON-CONFERENCE	0- 0	3- 0	7- 0				
7- 0	0- 0	0- 0	HOME	0- 0	1- 0	6- 0				
3- 0	0- 0	0- 0	AWAY	0- 0	2- 0	1- 0				
0- 1	0- 0	0- 1	NEUTRAL	0- 0	0- 0	0- 0				
6- 6	0- 0	0- 1	CONFERENCE	1- 4	1- 1	4- 0				
3- 3	0- 0	0- 0	HOME	1- 2	1- 1	1- 0				
3- 3	0- 0	0- 1	AWAY	0- 2	0- 0	3- 0				
0- 0	0- 0	0- 0	NEUTRAL	0- 0	0- 0	0- 0				

RPI S	Opponent	Score	RPI S	Opponent	Score	RPI S	Opponent	Score	RPI S	Opponent	Score
26	N Harvard	62 <b>74</b>	59	A Central Mich.	71 <b>88</b>	105	H Kent St.	77 62			
40	A Ohio	55 <b>83</b>	59	H Central Mich.	67 56	111	H UCF	66 65			
			82	H Northern Ill.	80 <b>89</b>	113	A Duquesne	71 69			
			83	A Toledo	63 <b>85</b>	127	A Fordham	58 54			
			83	H Toledo	64 <b>73</b>	146	H Ball St.	75 <b>89</b>			
						171	A Western Mich.	62 47			
						191	H Hofstra	74 50			
						195	H Sacred Heart	76 55			
						213	A Miami (OH)	68 51			
						213	H Miami (OH)	71 45			
						224	H Niagara	73 63			
						229	H St. Bonaventure	68 47			
						246	A Canisius	65 52			
						264	A Bowling Green	61 50			
						283	H Manhattan	73 39			
						290	H Massachusetts	61 47			
LAST 12 Division I GAMES:											
82	H Northern Ill.	80 <b>89</b>	264	A Bowling Green	61 50						
105	H Kent St.	77 62	213	A Miami (OH)	68 51						
83	A Toledo	63 <b>85</b>	83	H Toledo	64 <b>73</b>						
171	A Western Mich.	62 47	59	A Central Mich.	71 <b>88</b>						
146	H Ball St.	75 <b>89</b>	40	A Ohio	55 <b>83</b>						
59	H Central Mich.	67 56	213	H Miami (OH)	71 45						

Non-Div I Games:

Buffalo

Average RPI Win:	224	WON-LOST	WINNING	LAST 10	STRENGTH OF	OPP. STRENGTH	TEAM	ADJ.	CONF.	ADJ CONF.
Average RPI Loss:	96	RECORD	PCT. RANK	GAMES	SCHEDULE	OF SCHEDULE	RPI	RPI	RPI	RPI
DIV. I ONLY	5- 20	316	1- 9	65	77	237	237	7	7	
DIV. I NON-CONF.	3- 8	262	0- 0	135	172	273	273	7	7	
TOTALS	RPI 1-25	RPI 26-50	W-L RECORDS	RPI 51-100	RPI 101-150	RPI 150+				
5- 20	0- 3	0- 6	OVERALL	0- 2	0- 4	5- 5				
4- 10	0- 1	0- 4	HOME	0- 1	0- 2	4- 2				
1- 10	0- 2	0- 2	AWAY	0- 1	0- 2	1- 3				
0- 0	0- 0	0- 0	NEUTRAL	0- 0	0- 0	0- 0				
3- 8	0- 0	0- 2	NON-CONFERENCE	0- 0	0- 4	3- 2				
3- 4	0- 0	0- 1	HOME	0- 0	0- 2	3- 1				
0- 4	0- 0	0- 1	AWAY	0- 0	0- 2	0- 1				
0- 0	0- 0	0- 0	NEUTRAL	0- 0	0- 0	0- 0				
2- 12	0- 3	0- 4	CONFERENCE	0- 2	0- 0	2- 3				
1- 6	0- 1	0- 3	HOME	0- 1	0- 0	1- 1				
1- 6	0- 2	0- 1	AWAY	0- 1	0- 0	1- 2				
0- 0	0- 0	0- 0	NEUTRAL	0- 0	0- 0	0- 0				

RPI	S	Opponent	Score	RPI	S	Opponent	Score	RPI	S	Opponent	Score	RPI	S	Opponent	Score	Team's RPI: 237
19	A	DePaul	69 100	32	H	South Fla.	59 74	73	A	St. John's (NY)	55 62	111	H	UCF	59 66	
19	H	DePaul	62 92	34	A	Green Bay	34 61	73	H	St. John's (NY)	41 62	121	A	TCU	47 73	
22	A	Creighton	52 67	43	A	Marquette	53 91					136	A	Arkansas	50 68	
				43	H	Marquette	66 72					146	H	Ball St.	50 74	
				49	H	Georgetown	52 58					167	A	Providence	51 68	
				50	H	Villanova	69 70					181	A	Xavier	65 62	
												181	H	Xavier	43 53	
												187	H	ETSU	59 68	
												197	A	Seton Hall	63 65	
												197	H	Seton Hall	79 58	
												202	H	Indiana St.	66 48	
												207	A	Wisconsin	55 60	
												217	H	Bradley	58 56	
												324	H	Fort Wayne	70 64	
LAST 12 Division I GAMES:																
19	H	DePaul	62 92	50	H	Villanova	69 70									
43	H	Marquette	66 72	43	A	Marquette	53 91									
181	H	Xavier	43 53	19	A	DePaul	69 100									
197	A	Seton Hall	63 65	181	A	Xavier	65 62									
73	A	St. John's (NY)	55 62	73	H	St. John's (NY)	41 62									
49	H	Georgetown	52 58	197	H	Seton Hall	79 58									

Non-Div I Games:

Butler

■ Loss, 
■ Non-Conf, 
■ S Site, 
■ H Home 
■ A Away 
N Neutral

CSU Bakersfield

Through Games Of Feb. 14, 2017

Average RPI Win:	287	WON-LOST	WINNING	LAST 10	STRENGTH OF	OPP. STRENGTH	TEAM	ADJ.	CONF.	ADJ CONF.
Average RPI Loss:	169	RECORD	PCT. RANK	GAMES	SCHEDULE	OF SCHEDULE	RPI	RPI	RPI	RPI
DIV. I ONLY	9- 12	216	7- 3	286	269	263	263	29	29	
DIV. I NON-CONF.	3- 9	275	1- 2	302	117	314	314	29	29	
TOTALS	RPI 1-25	RPI 26-50	W-L RECORDS	RPI 51-100	RPI 101-150	RPI 150+				
9- 12	0- 1	0- 1	OVERALL	0- 2	0- 0	9- 8				
6- 5	0- 1	0- 0	HOME	0- 1	0- 0	6- 3				
3- 7	0- 0	0- 1	AWAY	0- 1	0- 0	3- 5				
0- 0	0- 0	0- 0	NEUTRAL	0- 0	0- 0	0- 0				
3- 9	0- 1	0- 1	NON-CONFERENCE	0- 2	0- 0	3- 5				
2- 4	0- 1	0- 0	HOME	0- 1	0- 0	2- 2				
1- 5	0- 0	0- 1	AWAY	0- 1	0- 0	1- 3				
0- 0	0- 0	0- 0	NEUTRAL	0- 0	0- 0	0- 0				
6- 3	0- 0	0- 0	CONFERENCE	0- 0	0- 0	6- 3				
4- 1	0- 0	0- 0	HOME	0- 0	0- 0	4- 1				
2- 2	0- 0	0- 0	AWAY	0- 0	0- 0	2- 2				
0- 0	0- 0	0- 0	NEUTRAL	0- 0	0- 0	0- 0				

RPI 1-25				RPI 26-50				RPI 51-100				RPI 101+ Team's RPI: 263			
RPI	S	Opponent	Score	RPI	S	Opponent	Score	RPI	S	Opponent	Score	RPI	S	Opponent	Score
11	H	Stanford	56 77	37	A	Oregon	62 77	67	A	California	63 86	173	H	UC Riverside	66 71
								68	H	South Dakota	60 75	179	A	New Mexico St.	55 69
												179	H	New Mexico St.	55 64
												218	A	Pacific	61 91
												225	H	Grand Canyon	74 59
												227	A	Seattle U	47 54
												259	H	Cal Poly	57 49
												260	A	UTRGV	67 61
												260	H	UTRGV	74 46
												267	H	Hawaii	58 51
												287	H	Southern Utah	59 65
												291	A	UTEP	61 74
												293	A	Pepperdine	57 62
												318	H	UMKC	52 33
												327	A	UC Irvine	86 66
												329	A	Utah Valley	63 59
												334	H	Chicago St.	83 48
LAST 12 Division I GAMES:															
260	A	UTRGV	67 61	179	H	New Mexico St.	55 64								
179	A	New Mexico St.	55 69	260	H	UTRGV	74 46								
225	H	Grand Canyon	74 59	227	A	Seattle U	47 54								
318	H	UMKC	52 33	259	H	Cal Poly	57 49								
334	H	Chicago St.	83 48	291	A	UTEP	61 74								
329	A	Utah Valley	63 59	293	A	Pepperdine	57 62								

Non-Div I Games: Stanislaus St. 78 51 Fresno Pacific 84 61

CSU Bakersfield

Loss, Non-Conf, S Site, H Home A Away N Neutral

Average RPI Win: <b>215</b>	WON-LOST	WINNING	LAST 10	STRENGTH OF	OPP. STRENGTH	TEAM	ADJ.	CONF.	ADJ CONF.
Average RPI Loss: <b>159</b>	RECORD	PCT. RANK	GAMES	SCHEDULE	OF SCHEDULE	RPI	RPI	RPI	RPI
DIV. I ONLY	<b>13- 11</b>	<b>149</b>	<b>6- 4</b>	<b>180</b>	<b>217</b>	<b>165</b>	<b>165</b>	<b>25</b>	<b>25</b>
DIV. I NON-CONF.	<b>7- 7</b>	<b>165</b>	<b>1- 1</b>	<b>107</b>	<b>165</b>	<b>137</b>	<b>137</b>	<b>24</b>	<b>24</b>
TOTALS	RPI 1-25	RPI 26-50	W-L RECORDS	RPI 51-100	RPI 101-150	RPI 150+			
13- 11	0- 2	0- 0	OVERALL	0- 2	3- 2	10- 5			
6- 6	0- 0	0- 0	HOME	0- 2	2- 1	4- 3			
7- 5	0- 2	0- 0	AWAY	0- 0	1- 1	6- 2			
0- 0	0- 0	0- 0	NEUTRAL	0- 0	0- 0	0- 0			
7- 7	0- 2	0- 0	NON-CONFERENCE	0- 2	2- 1	5- 2			
2- 5	0- 0	0- 0	HOME	0- 2	1- 1	1- 2			
5- 2	0- 2	0- 0	AWAY	0- 0	1- 0	4- 0			
0- 0	0- 0	0- 0	NEUTRAL	0- 0	0- 0	0- 0			
6- 4	0- 0	0- 0	CONFERENCE	0- 0	1- 1	5- 3			
4- 1	0- 0	0- 0	HOME	0- 0	1- 0	3- 1			
2- 3	0- 0	0- 0	AWAY	0- 0	0- 1	2- 2			
0- 0	0- 0	0- 0	NEUTRAL	0- 0	0- 0	0- 0			

RPI 1-25				RPI 26-50				RPI 51-100				RPI 101+ Team's RPI: 165			
RPI	S	Opponent	Score	RPI	S	Opponent	Score	RPI	S	Opponent	Score	RPI	S	Opponent	Score
7	A	Washington	44 <b>101</b>					52	H	Michigan St.	59 <b>63</b>	104	A	UC Davis	65 <b>81</b>
11	A	Stanford	54 <b>88</b>					90	H	Penn	36 <b>47</b>	110	H	Long Beach St.	63 56
												123	A	St. Mary's (CA)	73 61
												125	H	Eastern Wash.	57 <b>71</b>
												138	H	Detroit	76 67
												157	A	Fresno St.	61 57
												173	A	UC Riverside	70 67
												215	A	Weber St.	89 78
												227	A	Seattle U	68 64
												233	H	San Diego	67 <b>76</b>
												244	A	UC Santa Barbara	62 55
												244	H	UC Santa Barbara	75 61
												256	H	Portland St.	99 72
												259	A	Cal Poly	68 <b>79</b>
												259	H	Cal Poly	63 <b>70</b>
												267	H	Hawaii	67 56
												287	H	Southern Utah	71 <b>77</b>
												305	A	Northern Ariz.	83 79
												327	A	UC Irvine	52 <b>77</b>
												341	H	Cal St. Fullerton	58 41
LAST 12 Division I GAMES:															
173	A	UC Riverside	70 67	104	A	UC Davis	65 <b>81</b>								
244	A	UC Santa Barbara	62 55	327	A	UC Irvine	52 <b>77</b>								
267	H	Hawaii	67 56	259	A	Cal Poly	68 <b>79</b>								
110	H	Long Beach St.	63 56	341	H	Cal St. Fullerton	58 41								
244	H	UC Santa Barbara	75 61	90	H	Penn	36 <b>47</b>								
259	H	Cal Poly	63 <b>70</b>	227	A	Seattle U	68 64								

Non-Div I Games:

CSUN

■ Loss, 
 ■ Non-Conf, 
 ■ S Site, 
 ■ H Home 
 ■ A Away 
 N Neutral

Average RPI Win:	274	WON-LOST	WINNING	LAST 10	STRENGTH OF	OPP. STRENGTH	TEAM	ADJ.	CONF.	ADJ CONF.
Average RPI Loss:	160	RECORD	PCT. RANK	GAMES	SCHEDULE	OF SCHEDULE	RPI	RPI	RPI	RPI
DIV. I ONLY	9- 14	233	4- 6	260	225	259	259	25	25	
DIV. I NON-CONF.	4- 8	230	0- 1	240	217	290	290	24	24	
TOTALS	RPI 1-25	RPI 26-50	W-L RECORDS	RPI 51-100	RPI 101-150	RPI 150+				
9- 14	0- 2	0- 0	OVERALL	0- 1	0- 3	9- 8				
6- 5	0- 0	0- 0	HOME	0- 0	0- 2	6- 3				
3- 9	0- 2	0- 0	AWAY	0- 1	0- 1	3- 5				
0- 0	0- 0	0- 0	NEUTRAL	0- 0	0- 0	0- 0				
4- 8	0- 2	0- 0	NON-CONFERENCE	0- 1	0- 1	4- 4				
4- 2	0- 0	0- 0	HOME	0- 0	0- 1	4- 1				
0- 6	0- 2	0- 0	AWAY	0- 1	0- 0	0- 3				
0- 0	0- 0	0- 0	NEUTRAL	0- 0	0- 0	0- 0				
5- 6	0- 0	0- 0	CONFERENCE	0- 0	0- 2	5- 4				
2- 3	0- 0	0- 0	HOME	0- 0	0- 1	2- 2				
3- 3	0- 0	0- 0	AWAY	0- 0	0- 1	3- 2				
0- 0	0- 0	0- 0	NEUTRAL	0- 0	0- 0	0- 0				

RPI	S	Opponent	Score	RPI	S	Opponent	Score	RPI	S	Opponent	Score	RPI	S	Opponent	Score	Team's RPI: 259
11	A	Stanford	55 83					70	A	Montana St.	52 71	104	H	UC Davis	53 61	
12	A	UCLA	64 80									110	A	Long Beach St.	80 83	
												123	H	St. Mary's (CA)	71 79	
												159	H	San Francisco	67 73	
												165	A	CSUN	70 63	
												165	H	CSUN	79 68	
												173	A	UC Riverside	59 68	
												173	H	UC Riverside	69 72	
												225	A	Grand Canyon	59 64	
												244	H	UC Santa Barbara	78 67	
												263	A	CSU Bakersfield	49 57	
												267	A	Hawaii	57 66	
												267	H	Hawaii	79 87	
												286	A	Sacramento St.	96 97	
												293	H	Pepperdine	62 52	
												298	H	North Dakota St.	73 46	
												305	H	Northern Ariz.	58 53	
												327	A	UC Irvine	78 60	
												329	H	Utah Valley	77 65	
												341	A	Cal St. Fullerton	69 45	
LAST 12 Division I GAMES:																
341	A	Cal St. Fullerton	69 45	267	H	Hawaii	79 87									
327	A	UC Irvine	78 60	110	A	Long Beach St.	80 83									
173	H	UC Riverside	69 72	173	A	UC Riverside	59 68									
104	H	UC Davis	53 61	165	H	CSUN	79 68									
267	A	Hawaii	57 66	244	H	UC Santa Barbara	78 67									
165	A	CSUN	70 63	263	A	CSU Bakersfield	49 57									

Non-Div I Games:

Cal Poly

■ Loss, 
 ■ Non-Conf, 
 ■ S Site, 
 ■ Home 
 ■ A Away 
 N Neutral

Average RPI Win:	327	WON-LOST	WINNING	LAST 10	STRENGTH OF	OPP. STRENGTH	TEAM	ADJ.	CONF.	ADJ CONF.
Average RPI Loss:	194	RECORD	PCT. RANK	GAMES	SCHEDULE	OF SCHEDULE	RPI	RPI	RPI	RPI
DIV. I ONLY	2- 20	341	1- 9	270	277	341	341	25	25	
DIV. I NON-CONF.	1- 10	325	0- 0	324	288	347	347	24	24	
TOTALS	RPI 1-25	RPI 26-50	W-L RECORDS	RPI 51-100	RPI 101-150	RPI 150+				
2- 20	0- 0	0- 0	OVERALL	0- 1	0- 6	2- 13				
2- 9	0- 0	0- 0	HOME	0- 0	0- 3	2- 6				
0- 11	0- 0	0- 0	AWAY	0- 1	0- 3	0- 7				
0- 0	0- 0	0- 0	NEUTRAL	0- 0	0- 0	0- 0				
1- 10	0- 0	0- 0	NON-CONFERENCE	0- 1	0- 2	1- 7				
1- 5	0- 0	0- 0	HOME	0- 0	0- 1	1- 4				
0- 5	0- 0	0- 0	AWAY	0- 1	0- 1	0- 3				
0- 0	0- 0	0- 0	NEUTRAL	0- 0	0- 0	0- 0				
1- 10	0- 0	0- 0	CONFERENCE	0- 0	0- 4	1- 6				
1- 4	0- 0	0- 0	HOME	0- 0	0- 2	1- 2				
0- 6	0- 0	0- 0	AWAY	0- 0	0- 2	0- 4				
0- 0	0- 0	0- 0	NEUTRAL	0- 0	0- 0	0- 0				

RPI S	Opponent	Score	RPI S	Opponent	Score	RPI S	Opponent	Score	RPI S	Opponent	Score	Team's RPI: 341
						100 A	Wyoming	26 61	104 A	UC Davis	39 59	
									104 H	UC Davis	51 70	
									110 A	Long Beach St.	55 84	
									110 H	Long Beach St.	48 65	
									124 H	Idaho	86 88	
									125 A	Eastern Wash.	67 84	
									165 A	CSUN	41 58	
									173 A	UC Riverside	45 68	
									177 H	Columbia	46 61	
									214 H	Loyola Marymount	62 77	
									233 A	San Diego	50 103	
									244 A	UC Santa Barbara	37 57	
									244 H	UC Santa Barbara	49 56	
									256 A	Portland St.	73 81	
									259 H	Cal Poly	45 69	
									267 A	Hawaii	50 60	
									275 H	San Diego St.	61 71	
									293 H	Pepperdine	58 69	
									295 A	Denver	58 77	
									326 H	Montana	72 56	
									327 H	UC Irvine	64 53	
LAST 12 Division I GAMES:												
259 H	Cal Poly	45 69	104 H	UC Davis	51 70							
110 A	Long Beach St.	55 84	327 H	UC Irvine	64 53							
244 A	UC Santa Barbara	37 57	267 A	Hawaii	50 60							
104 A	UC Davis	39 59	244 H	UC Santa Barbara	49 56							
110 H	Long Beach St.	48 65	165 A	CSUN	41 58							
173 A	UC Riverside	45 68	177 H	Columbia	46 61							

Non-Div I Games: Antelope Valley 64 56 Whittier 97 49

Cal St. Fullerton

Loss, Non-Conf, S Site, H Home A Away N Neutral

Average RPI Win:	154	WON-LOST	WINNING	LAST 10	STRENGTH OF	OPP. STRENGTH	TEAM	ADJ.	CONF.	ADJ CONF.
Average RPI Loss:	41	RECORD	PCT. RANK	GAMES	SCHEDULE	OF SCHEDULE	RPI	RPI	RPI	RPI
DIV. I ONLY	17- 9	91	4- 6	73	31	67	67	1	1	
DIV. I NON-CONF.	12- 0	1	0- 0	210	168	30	30	1	1	
TOTALS	RPI 1-25	RPI 26-50	W-L RECORDS	RPI 51-100	RPI 101-150	RPI 150+				
17- 9	2- 4	0- 1	OVERALL	2- 4	5- 0	8- 0				
10- 5	1- 2	0- 1	HOME	1- 2	2- 0	6- 0				
4- 4	0- 2	0- 0	AWAY	1- 2	2- 0	1- 0				
3- 0	1- 0	0- 0	NEUTRAL	0- 0	1- 0	1- 0				
12- 0	1- 0	0- 0	NON-CONFERENCE	0- 0	3- 0	8- 0				
7- 0	0- 0	0- 0	HOME	0- 0	1- 0	6- 0				
2- 0	0- 0	0- 0	AWAY	0- 0	1- 0	1- 0				
3- 0	1- 0	0- 0	NEUTRAL	0- 0	1- 0	1- 0				
5- 9	1- 4	0- 1	CONFERENCE	2- 4	2- 0	0- 0				
3- 5	1- 2	0- 1	HOME	1- 2	1- 0	0- 0				
2- 4	0- 2	0- 0	AWAY	1- 2	1- 0	0- 0				
0- 0	0- 0	0- 0	NEUTRAL	0- 0	0- 0	0- 0				

RPI S	Opponent	Score	RPI S	Opponent	Score	RPI S	Opponent	Score	RPI S	Opponent	Score
7	A Washington	67 90	37	H Oregon	66 69	51	A Utah	57 63	113	H Duquesne	86 66
9	H Oregon St.	56 66				51	H Utah	64 73	117	A Arizona	74 64
12	H UCLA	80 77				56	H Southern California	63 56	117	H Arizona	71 60
17	N Oklahoma	82 74				81	A Colorado	65 53	120	N Southern Miss.	71 51
23	A Arizona St.	62 72				81	H Colorado	59 64	123	A St. Mary's (CA)	74 67
23	H Arizona St.	45 54				87	A Washington St.	79 84	155	H Santa Clara	73 58
									159	H San Francisco	75 52
									173	H UC Riverside	71 56
									201	A Nebraska	86 65
									263	H CSU Bakersfield	86 63
									286	H Sacramento St.	97 73
									303	H Lehigh	96 63
									323	N Arkansas St.	80 55
LAST 12 Division I GAMES:											
81	H Colorado	59 64	117	H Arizona	71 60						
51	H Utah	64 73	23	H Arizona St.	45 54						
56	H Southern California	63 56	51	A Utah	57 63						
12	H UCLA	80 77	81	A Colorado	65 53						
87	A Washington St.	79 84	37	H Oregon	66 69						
7	A Washington	67 90	9	H Oregon St.	56 66						

Non-Div I Games:

California

■ Loss, 
■ Non-Conf, 
■ S Site, 
■ H Home 
■ A Away 
N Neutral



Average RPI Win: <b>293</b>	WON-LOST	WINNING	LAST 10	STRENGTH OF	OPP. STRENGTH	TEAM	ADJ.	CONF.	ADJ CONF.
Average RPI Loss: <b>174</b>	RECORD	PCT. RANK	GAMES	SCHEDULE	OF SCHEDULE	RPI	RPI	RPI	RPI
DIV. I ONLY	15- 6	64	8- 2	343	328	208	208	28	28
DIV. I NON-CONF.	5- 3	122	0- 0	323	343	222	222	28	28
TOTALS	RPI 1-25	RPI 26-50	W-L RECORDS	RPI 51-100	RPI 101-150	RPI 150+			
15- 6	0- 0	0- 0	OVERALL	0- 0	0- 3	15- 3			
6- 4	0- 0	0- 0	HOME	0- 0	0- 2	6- 2			
7- 2	0- 0	0- 0	AWAY	0- 0	0- 1	7- 1			
2- 0	0- 0	0- 0	NEUTRAL	0- 0	0- 0	2- 0			
5- 3	0- 0	0- 0	NON-CONFERENCE	0- 0	0- 2	5- 1			
1- 2	0- 0	0- 0	HOME	0- 0	0- 1	1- 1			
2- 1	0- 0	0- 0	AWAY	0- 0	0- 1	2- 0			
2- 0	0- 0	0- 0	NEUTRAL	0- 0	0- 0	2- 0			
10- 3	0- 0	0- 0	CONFERENCE	0- 0	0- 1	10- 2			
5- 2	0- 0	0- 0	HOME	0- 0	0- 1	5- 1			
5- 1	0- 0	0- 0	AWAY	0- 0	0- 0	5- 1			
0- 0	0- 0	0- 0	NEUTRAL	0- 0	0- 0	0- 0			

RPI 1-25			RPI 26-50			RPI 51-100			RPI 101+			Team's RPI: 208
RPI	S	Opponent	Score	RPI	S	Opponent	Score	RPI	S	Opponent	Score	
								102	A	Mercer	60	76
								132	H	VCU	53	66
								137	H	Radford	42	61
								187	H	ETSU	55	56
								220	A	Presbyterian	49	39
								234	A	UNC Asheville	61	55
								234	H	UNC Asheville	61	60
								235	A	Charleston So.	43	60
								235	H	Charleston So.	54	37
								253	H	Liberty	52	58
								266	H	High Point	58	33
								274	N	Ark.-Pine Bluff	51	31
								288	A	Western Caro.	50	48
								308	A	Gardner-Webb	73	61
								320	A	USC Upstate	56	41
								328	A	Winthrop	70	35
								328	H	Winthrop	61	32
								336	A	Longwood	66	54
								336	H	Longwood	74	50
								339	N	Morgan St.	62	51
								343	H	N.C. Central	61	30
LAST 12 Division I GAMES:												
328	A	Winthrop	70	35	266	H	High Point	58	33			
234	H	UNC Asheville	61	60	336	A	Longwood	66	54			
235	A	Charleston So.	43	60	328	H	Winthrop	61	32			
336	H	Longwood	74	50	220	A	Presbyterian	49	39			
253	H	Liberty	52	58	137	H	Radford	42	61			
308	A	Gardner-Webb	73	61	235	H	Charleston So.	54	37			

Non-Div I Games: Columbia (SC) 73 32 Saint Augustine's 69 33 St. Andrews 94 39

Campbell

Loss, Non-Conf, S Site, H Home A Away N Neutral

Average RPI Win:	242	WON-LOST	WINNING	LAST 10	STRENGTH OF	OPP. STRENGTH	TEAM	ADJ.	CONF.	ADJ CONF.
Average RPI Loss:	159	RECORD	PCT. RANK	GAMES	SCHEDULE	OF SCHEDULE	RPI	RPI	RPI	RPI
DIV. I ONLY	8- 17	269	5- 5	179	244	246	246	18	18	
DIV. I NON-CONF.	1- 8	314	0- 0	108	252	278	278	17	17	
TOTALS	RPI 1-25	RPI 26-50	W-L RECORDS	RPI 51-100	RPI 101-150	RPI 150+				
8- 17	0- 1	0- 1	OVERALL	0- 1	0- 4	8- 10				
4- 8	0- 0	0- 1	HOME	0- 1	0- 2	4- 4				
4- 9	0- 1	0- 0	AWAY	0- 0	0- 2	4- 6				
0- 0	0- 0	0- 0	NEUTRAL	0- 0	0- 0	0- 0				
1- 8	0- 1	0- 0	NON-CONFERENCE	0- 1	0- 2	1- 4				
0- 4	0- 0	0- 0	HOME	0- 1	0- 1	0- 2				
1- 4	0- 1	0- 0	AWAY	0- 0	0- 1	1- 2				
0- 0	0- 0	0- 0	NEUTRAL	0- 0	0- 0	0- 0				
7- 9	0- 0	0- 1	CONFERENCE	0- 0	0- 2	7- 6				
4- 4	0- 0	0- 1	HOME	0- 0	0- 1	4- 2				
3- 5	0- 0	0- 0	AWAY	0- 0	0- 1	3- 4				
0- 0	0- 0	0- 0	NEUTRAL	0- 0	0- 0	0- 0				

RPI 1-25				RPI 26-50				RPI 51-100				RPI 101+ Team's RPI: 246			
RPI	S	Opponent	Score	RPI	S	Opponent	Score	RPI	S	Opponent	Score	RPI	S	Opponent	Score
25	A	Ohio St.	56 89	46	H	Quinnipiac	53 64	71	H	Buffalo	52 65	116	A	Rider	50 61
												116	H	Rider	70 71
												128	A	Cornell	43 60
												134	H	Lamar University	51 65
												160	A	Iona	52 55
												160	H	Iona	45 58
												169	H	Fairfield	63 49
												180	H	Northeastern	59 83
												192	A	Morehead St.	68 77
												193	A	Siena	42 67
												209	A	Monmouth	53 55
												209	H	Monmouth	74 54
												224	A	Niagara	65 57
												224	H	Niagara	52 41
												226	H	Akron	64 73
												229	A	St. Bonaventure	74 57
												242	A	Marist	60 67
												242	H	Marist	74 85
												255	A	Saint Francis (PA)	74 95
												283	A	Manhattan	62 57
												283	H	Manhattan	58 48
												316	A	Saint Peter's	59 54
LAST 12 Division I GAMES:															
116	A	Rider	50 61	169	H	Fairfield	63 49	224	A	Niagara	65 57				
224	H	Niagara	52 41	209	A	Monmouth	53 55	316	A	Saint Peter's	59 54				
160	H	Iona	45 58	46	H	Quinnipiac	53 64	242	H	Marist	74 85				
283	H	Manhattan	58 48												
242	A	Marist	60 67												
193	A	Siena	42 67												

Non-Div I Games:

Canisius

■ Loss, 
■ Non-Conf, 
■ S Site, 
■ H Home 
■ A Away 
N Neutral

Central Ark.

Through Games Of Feb. 14, 2017

Average RPI Win:	258	WON-LOST	WINNING	LAST 10	STRENGTH OF	OPP. STRENGTH	TEAM	ADJ.	CONF.	ADJ CONF.
Average RPI Loss:	89	RECORD	PCT. RANK	GAMES	SCHEDULE	OF SCHEDULE	RPI	RPI	RPI	RPI
DIV. I ONLY	15- 4	26	10- 0	290	258	101	101	27	27	
DIV. I NON-CONF.	4- 2	97	0- 0	269	65	100	100	27	27	
TOTALS	RPI 1-25	RPI 26-50	W-L RECORDS	RPI 51-100	RPI 101-150	RPI 150+				
15- 4	0- 1	0- 0	OVERALL	1- 1	1- 2	13- 0				
6- 1	0- 0	0- 0	HOME	0- 0	1- 1	5- 0				
7- 3	0- 0	0- 0	AWAY	1- 1	0- 0	6- 0				
2- 0	0- 0	0- 0	NEUTRAL	0- 0	0- 0	2- 0				
4- 2	0- 1	0- 0	NON-CONFERENCE	0- 1	0- 0	4- 0				
1- 0	0- 0	0- 0	HOME	0- 0	0- 0	1- 0				
1- 2	0- 1	0- 0	AWAY	0- 1	0- 0	1- 0				
2- 0	0- 0	0- 0	NEUTRAL	0- 0	0- 0	2- 0				
11- 2	0- 0	0- 0	CONFERENCE	1- 0	1- 2	9- 0				
5- 1	0- 0	0- 0	HOME	0- 0	1- 1	4- 0				
6- 1	0- 0	0- 0	AWAY	1- 0	0- 1	5- 0				
0- 0	0- 0	0- 0	NEUTRAL	0- 0	0- 0	0- 0				

RPI 1-25				RPI 26-50				RPI 51-100				RPI 101+ Team's RPI: 101			
RPI	S	Opponent	Score	RPI	S	Opponent	Score	RPI	S	Opponent	Score	RPI	S	Opponent	Score
15	A	Texas A&M	49 74					85	A	Texas Tech	45 79	122	A	Abilene Christian	76 83
								95	A	SFA	67 63	122	H	Abilene Christian	80 70
												134	H	Lamar University	56 70
												182	N	Houston	69 55
												211	A	New Orleans	55 51
												253	N	Liberty	61 41
												268	A	McNeese	72 49
												268	H	McNeese	67 52
												285	A	A&M-Corpus Christi	49 41
												292	H	Northwestern St.	76 43
												294	A	Alcorn	71 57
												294	H	Alcorn	59 45
												296	A	Nicholls St.	61 52
												330	H	Southeastern La.	77 55
												335	H	Incarinate Word	63 50
												346	A	Houston Baptist	80 49
LAST 12 Division I GAMES:															
296	A	Nicholls St.	61 52	211	A	New Orleans	55 51								
122	H	Abilene Christian	80 70	268	H	McNeese	67 52								
330	H	Southeastern La.	77 55	285	A	A&M-Corpus Christi	49 41								
268	A	McNeese	72 49	346	A	Houston Baptist	80 49								
335	H	Incarinate Word	63 50	122	A	Abilene Christian	76 83								
95	A	SFA	67 63	292	H	Northwestern St.	76 43								

Non-Div I Games: Crowley's Ridge 102 31 Williams Baptist 82 32 Central Baptist 94 47 Hendrix 71 39 Central Ark.

Loss, Non-Conf, S Site, H Home A Away N Neutral

Average RPI Win:	304	WON-LOST	WINNING	LAST 10	STRENGTH OF	OPP. STRENGTH	TEAM	ADJ.	CONF.	ADJ CONF.
Average RPI Loss:	214	RECORD	PCT. RANK	GAMES	SCHEDULE	OF SCHEDULE	RPI	RPI	RPI	RPI
DIV. I ONLY	9- 16	247	4- 6	331	315	312	312	31	31	
DIV. I NON-CONF.	1- 10	325	0- 0	266	158	339	339	32	32	
TOTALS	RPI 1-25	RPI 26-50	W-L RECORDS	RPI 51-100	RPI 101-150	RPI 150+				
9- 16	0- 0	0- 1	OVERALL	0- 2	0- 0	9- 13				
6- 3	0- 0	0- 0	HOME	0- 0	0- 0	6- 3				
3- 12	0- 0	0- 1	AWAY	0- 2	0- 0	3- 9				
0- 1	0- 0	0- 0	NEUTRAL	0- 0	0- 0	0- 1				
1- 10	0- 0	0- 1	NON-CONFERENCE	0- 2	0- 0	1- 7				
1- 2	0- 0	0- 0	HOME	0- 0	0- 0	1- 2				
0- 7	0- 0	0- 1	AWAY	0- 2	0- 0	0- 4				
0- 1	0- 0	0- 0	NEUTRAL	0- 0	0- 0	0- 1				
8- 6	0- 0	0- 0	CONFERENCE	0- 0	0- 0	8- 6				
5- 1	0- 0	0- 0	HOME	0- 0	0- 0	5- 1				
3- 5	0- 0	0- 0	AWAY	0- 0	0- 0	3- 5				
0- 0	0- 0	0- 0	NEUTRAL	0- 0	0- 0	0- 0				

RPI 1-25				RPI 26-50				RPI 51-100				RPI 101+				Team's RPI: 312	
RPI	S	Opponent	Score	RPI	S	Opponent	Score	RPI	S	Opponent	Score	RPI	S	Opponent	Score		
				33	A	Syracuse	63 95	60	A	Virginia Tech	47 81	164	A	Boston College	46 66		
								92	A	New Hampshire	52 56	183	H	Hartford	58 68		
												195	A	Sacred Heart	61 82		
												195	H	Sacred Heart	67 50		
												197	A	Seton Hall	70 78		
												212	A	Robert Morris	46 55		
												231	A	Dartmouth	51 61		
												255	A	Saint Francis (PA)	81 87		
												265	H	Stony Brook	59 64		
												275	N	San Diego St.	62 80		
												279	H	Vermont	78 76		
												290	A	Massachusetts	37 76		
												297	H	Bryant	53 52		
												304	A	Mt. St. Mary's	66 81		
												304	H	Mt. St. Mary's	68 58		
												322	A	St. Francis Brooklyn	61 53		
												333	A	Wagner	83 71		
												333	H	Wagner	66 53		
												337	A	LIU Brooklyn	76 71		
												337	H	LIU Brooklyn	62 68		
												338	A	Fairleigh Dickinson	64 77		
												338	H	Fairleigh Dickinson	68 49		
LAST 12 Division I GAMES:																	
338	A	Fairleigh Dickinson	64 77	212	A	Robert Morris	46 55										
195	A	Sacred Heart	61 82	255	A	Saint Francis (PA)	81 87										
333	A	Wagner	83 71	337	A	LIU Brooklyn	76 71										
304	A	Mt. St. Mary's	66 81	338	H	Fairleigh Dickinson	68 49										
337	H	LIU Brooklyn	62 68	304	H	Mt. St. Mary's	68 58										
297	H	Bryant	53 52	195	H	Sacred Heart	67 50										

Non-Div I Games:

Central Conn. St.

■ Loss, 
 ■ Non-Conf, 
 ■ S Site, 
 ■ H Home 
 ■ A Away 
 N Neutral

## Central Mich.

Through Games Of Feb. 14, 2017

Average RPI Win:	199	WON-LOST	WINNING	LAST 10	STRENGTH OF	OPP. STRENGTH	TEAM	ADJ.	CONF.	ADJ CONF.
Average RPI Loss:	58	RECORD	PCT. RANK	GAMES	SCHEDULE	OF SCHEDULE	RPI	RPI	RPI	RPI
DIV. I ONLY	18- 6	43	8- 2	171	90	59	59	10	10	
DIV. I NON-CONF.	8- 4	97	0- 0	283	36	153	153	11	11	
TOTALS	RPI 1-25	RPI 26-50	W-L RECORDS	RPI 51-100	RPI 101-150	RPI 150+				
18- 6	0- 1	1- 1	OVERALL	2- 4	3- 0	12- 0				
12- 1	0- 0	1- 1	HOME	1- 0	2- 0	8- 0				
4- 5	0- 1	0- 0	AWAY	1- 4	1- 0	2- 0				
2- 0	0- 0	0- 0	NEUTRAL	0- 0	0- 0	2- 0				
8- 4	0- 1	0- 1	NON-CONFERENCE	0- 2	1- 0	7- 0				
6- 1	0- 0	0- 1	HOME	0- 0	1- 0	5- 0				
0- 3	0- 1	0- 0	AWAY	0- 2	0- 0	0- 0				
2- 0	0- 0	0- 0	NEUTRAL	0- 0	0- 0	2- 0				
10- 2	0- 0	1- 0	CONFERENCE	2- 2	2- 0	5- 0				
6- 0	0- 0	1- 0	HOME	1- 0	1- 0	3- 0				
4- 2	0- 0	0- 0	AWAY	1- 2	1- 0	2- 0				
0- 0	0- 0	0- 0	NEUTRAL	0- 0	0- 0	0- 0				

RPI 1-25				RPI 26-50				RPI 51-100 Team's RPI: 59				RPI 101+			
RPI	S	Opponent	Score	RPI	S	Opponent	Score	RPI	S	Opponent	Score	RPI	S	Opponent	Score
2	A	Notre Dame	47 107	30	H	Elon	57 71	63	A	Middle Tenn.	69 79	105	A	Kent St.	91 78
				40	H	Ohio	64 59	71	A	Buffalo	56 67	108	H	Saint Joseph's	73 71
								71	H	Buffalo	88 71	146	H	Ball St.	101 92
								82	A	Northern Ill.	109 94	166	H	Oakland	70 67
								83	A	Toledo	72 74	171	H	Western Mich.	94 83
								99	A	Purdue	51 62	186	H	Illinois	82 51
												213	H	Miami (OH)	80 61
												226	H	Akron	89 62
												241	H	Furman	81 71
												264	A	Bowling Green	76 65
												289	A	Eastern Mich.	104 63
												298	N	North Dakota St.	77 55
												321	H	Loyola Chicago	95 57
												325	H	Ill.-Chicago	77 55
												329	N	Utah Valley	71 62
LAST 12 Division I GAMES:															
171	H	Western Mich.	94 83	213	H	Miami (OH)	80 61								
82	A	Northern Ill.	109 94	264	A	Bowling Green	76 65								
289	A	Eastern Mich.	104 63	146	H	Ball St.	101 92								
40	H	Ohio	64 59	71	H	Buffalo	88 71								
83	A	Toledo	72 74	226	H	Akron	89 62								
71	A	Buffalo	56 67	105	A	Kent St.	91 78								

Non-Div I Games:

Central Mich.

■ Loss, 
 ■ Non-Conf, S Site, 
 ■ Home 
 ■ Away 
 N Neutral

Charleston So.

Through Games Of Feb. 14, 2017

Average RPI Win:	265	WON-LOST	WINNING	LAST 10	STRENGTH OF	OPP. STRENGTH	TEAM	ADJ.	CONF.	ADJ CONF.
Average RPI Loss:	194	RECORD	PCT. RANK	GAMES	SCHEDULE	OF SCHEDULE	RPI	RPI	RPI	RPI
DIV. I ONLY	11- 10	159	7- 3	313	313	235	235	28	28	
DIV. I NON-CONF.	3- 5	223	0- 0	340	224	319	319	28	28	
TOTALS	RPI 1-25	RPI 26-50	W-L RECORDS	RPI 51-100	RPI 101-150	RPI 150+				
11- 10	0- 0	0- 0	OVERALL	0- 1	1- 2	10- 7				
8- 3	0- 0	0- 0	HOME	0- 0	1- 0	7- 3				
3- 7	0- 0	0- 0	AWAY	0- 1	0- 2	3- 4				
0- 0	0- 0	0- 0	NEUTRAL	0- 0	0- 0	0- 0				
3- 5	0- 0	0- 0	NON-CONFERENCE	0- 1	0- 1	3- 3				
2- 2	0- 0	0- 0	HOME	0- 0	0- 0	2- 2				
1- 3	0- 0	0- 0	AWAY	0- 1	0- 1	1- 1				
0- 0	0- 0	0- 0	NEUTRAL	0- 0	0- 0	0- 0				
8- 5	0- 0	0- 0	CONFERENCE	0- 0	1- 1	7- 4				
6- 1	0- 0	0- 0	HOME	0- 0	1- 0	5- 1				
2- 4	0- 0	0- 0	AWAY	0- 0	0- 1	2- 3				
0- 0	0- 0	0- 0	NEUTRAL	0- 0	0- 0	0- 0				

RPI 1-25			RPI 26-50			RPI 51-100			RPI 101+			Team's RPI: 235
RPI	S	Opponent	Score	RPI	S	Opponent	Score	RPI	S	Opponent	Score	
						53 A West Virginia	38 88			109 A North Carolina	77 93	
										137 A Radford	59 67	
										137 H Radford	57 45	
										203 H Col. of Charleston	76 79	
										208 A Campbell	37 54	
										208 H Campbell	60 43	
										220 A Presbyterian	48 50	
										220 H Presbyterian	52 34	
										234 A UNC Asheville	47 56	
										234 H UNC Asheville	73 66	
										236 H Ga. Southern	55 54	
										239 H Wofford	45 59	
										253 H Liberty	72 81	
										266 A High Point	74 68	
										288 A Western Caro.	53 58	
										300 A Lipscomb	67 52	
										308 H Gardner-Webb	64 57	
										328 H Winthrop	71 52	
										336 A Longwood	62 47	
										345 H South Carolina St.	67 62	
LAST 12 Division I GAMES:												
234	H	UNC Asheville	73 66	308	H	Gardner-Webb	64 57					
137	A	Radford	59 67	137	H	Radford	57 45					
208	H	Campbell	60 43	220	A	Presbyterian	48 50					
220	H	Presbyterian	52 34	328	H	Winthrop	71 52					
234	A	UNC Asheville	47 56	266	A	High Point	74 68					
336	A	Longwood	62 47	208	A	Campbell	37 54					

Non-Div I Games: Southern Wesleyan 80 57 Montreat 79 50 Paine 75 67

Charleston So.

Loss, Non-Conf, S Site, H Home A Away N Neutral

Average RPI Win:	202	WON-LOST	WINNING	LAST 10	STRENGTH OF	OPP. STRENGTH	TEAM	ADJ.	CONF.	ADJ CONF.
Average RPI Loss:	108	RECORD	PCT. RANK	GAMES	SCHEDULE	OF SCHEDULE	RPI	RPI	RPI	RPI
DIV. I ONLY	17- 7	65	6- 4	214	102	103	103	15	15	
DIV. I NON-CONF.	8- 3	67	0- 0	277	25	108	108	16	16	
TOTALS	RPI 1-25	RPI 26-50	W-L RECORDS	RPI 51-100	RPI 101-150	RPI 150+				
17- 7	0- 1	0- 0	OVERALL	1- 3	4- 0	12- 3				
8- 3	0- 0	0- 0	HOME	1- 1	1- 0	6- 2				
9- 2	0- 1	0- 0	AWAY	0- 0	3- 0	6- 1				
0- 2	0- 0	0- 0	NEUTRAL	0- 2	0- 0	0- 0				
8- 3	0- 1	0- 0	NON-CONFERENCE	0- 2	2- 0	6- 0				
5- 0	0- 0	0- 0	HOME	0- 0	1- 0	4- 0				
3- 1	0- 1	0- 0	AWAY	0- 0	1- 0	2- 0				
0- 2	0- 0	0- 0	NEUTRAL	0- 2	0- 0	0- 0				
9- 4	0- 0	0- 0	CONFERENCE	1- 1	2- 0	6- 3				
3- 3	0- 0	0- 0	HOME	1- 1	0- 0	2- 2				
6- 1	0- 0	0- 0	AWAY	0- 0	2- 0	4- 1				
0- 0	0- 0	0- 0	NEUTRAL	0- 0	0- 0	0- 0				

RPI 1-25				RPI 26-50				RPI 51-100				RPI 101+ Team's RPI: 103			
RPI	S	Opponent	Score	RPI	S	Opponent	Score	RPI	S	Opponent	Score	RPI	S	Opponent	Score
20	A	Miami (FL)	46 80					51	N	Utah	68 81	113	A	Duquesne	77 63
								63	H	Middle Tenn.	81 83	120	A	Southern Miss.	78 61
								80	H	Western Ky.	89 85	131	A	Old Dominion	86 75
								88	N	Boise St.	65 68	144	H	East Carolina	79 64
												154	A	Pittsburgh	70 63
												158	A	Louisiana Tech	54 80
												184	H	UAB	81 88
												189	A	Rice	69 51
												189	H	Rice	52 55
												203	A	Col. of Charleston	62 49
												204	A	North Texas	78 63
												204	H	North Texas	66 49
												207	H	Wisconsin	63 48
												220	H	Presbyterian	71 63
												251	H	Marshall	93 77
												272	H	Davidson	93 79
												281	A	FIU	101 54
												331	A	Fla. Atlantic	72 66
												336	H	Longwood	66 41
LAST 12 Division I GAMES:															
				63	H	Middle Tenn.	81 83					131	A	Old Dominion	86 75
				184	H	UAB	81 88					120	A	Southern Miss.	78 61
				281	A	FIU	101 54					158	A	Louisiana Tech	54 80
				331	A	Fla. Atlantic	72 66					251	H	Marshall	93 77
				189	H	Rice	52 55					80	H	Western Ky.	89 85
				204	H	North Texas	66 49					189	A	Rice	69 51

Non-Div I Games:

Charlotte

■ Loss, 
 ■ Non-Conf, S Site, 
 ■ Home 
 ■ Away 
 N Neutral

## Chattanooga

Through Games Of Feb. 14, 2017

Average RPI Win:	211	WON-LOST	WINNING	LAST 10	STRENGTH OF	OPP. STRENGTH	TEAM	ADJ.	CONF.	ADJ CONF.
Average RPI Loss:	69	RECORD	PCT. RANK	GAMES	SCHEDULE	OF SCHEDULE	RPI	RPI	RPI	RPI
DIV. I ONLY	15- 9	106	9- 1	68	113	77	77	17	17	
DIV. I NON-CONF.	6- 8	203	1- 1	59	20	113	113	20	20	
TOTALS	RPI 1-25	RPI 26-50	W-L RECORDS	RPI 51-100	RPI 101-150	RPI 150+				
15- 9	0- 3	0- 2	OVERALL	0- 2	3- 1	12- 1				
6- 4	0- 1	0- 2	HOME	0- 1	2- 0	4- 0				
7- 4	0- 2	0- 0	AWAY	0- 1	1- 0	6- 1				
2- 1	0- 0	0- 0	NEUTRAL	0- 0	0- 1	2- 0				
6- 8	0- 3	0- 2	NON-CONFERENCE	0- 2	1- 1	5- 0				
1- 4	0- 1	0- 2	HOME	0- 1	1- 0	0- 0				
3- 3	0- 2	0- 0	AWAY	0- 1	0- 0	3- 0				
2- 1	0- 0	0- 0	NEUTRAL	0- 0	0- 1	2- 0				
9- 1	0- 0	0- 0	CONFERENCE	0- 0	2- 0	7- 1				
5- 0	0- 0	0- 0	HOME	0- 0	1- 0	4- 0				
4- 1	0- 0	0- 0	AWAY	0- 0	1- 0	3- 1				
0- 0	0- 0	0- 0	NEUTRAL	0- 0	0- 0	0- 0				

RPI 1-25				RPI 26-50				RPI 51-100 Team's RPI: 77				RPI 101+			
RPI	S	Opponent	Score	RPI	S	Opponent	Score	RPI	S	Opponent	Score	RPI	S	Opponent	Score
1	A	UConn	43 80	34	H	Green Bay	55 71	61	H	Florida	61 72	102	A	Mercer	74 56
2	H	Notre Dame	58 79	41	H	Indiana	76 79	96	A	FGCU	55 68	102	H	Mercer	70 50
13	A	Louisville	47 63									119	H	Stetson	66 55
												129	N	Maine	39 49
												187	A	ETSU	70 62
												187	H	ETSU	60 45
												194	A	Rutgers	66 53
												220	A	Presbyterian	56 48
												223	H	UNCG	58 55
												239	A	Wofford	71 61
												240	A	Samford	77 61
												240	H	Samford	51 45
												241	A	Furman	48 65
												248	A	UT Martin	80 60
												264	N	Bowling Green	54 49
												288	H	Western Caro.	67 46
												315	N	Lafayette	68 43
LAST 12 Division I GAMES:															
187	A	ETSU	70 62	288	H	Western Caro.	67 46								
240	H	Samford	51 45	187	H	ETSU	60 45								
102	H	Mercer	70 50	102	A	Mercer	74 56								
241	A	Furman	48 65	240	A	Samford	77 61								
239	A	Wofford	71 61	220	A	Presbyterian	56 48								
223	H	UNCG	58 55	2	H	Notre Dame	58 79								

Non-Div I Games:

Chattanooga

■ Loss, 
 ■ Non-Conf, S Site, 
 ■ Home 
 ■ Away 
 N Neutral



## Chicago St.

Through Games Of Feb. 14, 2017

Average RPI Win:	0	WON-LOST	WINNING	LAST 10	STRENGTH OF	OPP. STRENGTH	TEAM	ADJ.	CONF.	ADJ CONF.
Average RPI Loss:	201	RECORD	PCT. RANK	GAMES	SCHEDULE	OF SCHEDULE	RPI	RPI	RPI	RPI
DIV. I ONLY	0- 24	348	0- 10	127	340	334	334	29	29	
DIV. I NON-CONF.	0- 14	335	0- 2	79	320	316	316	29	29	
TOTALS	RPI 1-25	RPI 26-50	W-L RECORDS	RPI 51-100	RPI 101-150	RPI 150+				
0- 24	0- 1	0- 0	OVERALL	0- 3	0- 3	0- 17				
0- 10	0- 0	0- 0	HOME	0- 1	0- 1	0- 8				
0- 14	0- 1	0- 0	AWAY	0- 2	0- 2	0- 9				
0- 0	0- 0	0- 0	NEUTRAL	0- 0	0- 0	0- 0				
0- 14	0- 1	0- 0	NON-CONFERENCE	0- 3	0- 3	0- 7				
0- 6	0- 0	0- 0	HOME	0- 1	0- 1	0- 4				
0- 8	0- 1	0- 0	AWAY	0- 2	0- 2	0- 3				
0- 0	0- 0	0- 0	NEUTRAL	0- 0	0- 0	0- 0				
0- 10	0- 0	0- 0	CONFERENCE	0- 0	0- 0	0- 10				
0- 4	0- 0	0- 0	HOME	0- 0	0- 0	0- 4				
0- 6	0- 0	0- 0	AWAY	0- 0	0- 0	0- 6				
0- 0	0- 0	0- 0	NEUTRAL	0- 0	0- 0	0- 0				

RPI S	Opponent	Score	RPI S	Opponent	Score	RPI S	Opponent	Score	RPI S	Opponent	Score	Team's RPI: 334
21	A Kansas St.	33 83				57	A Northwestern	42 75	143	A Cincinnati	53 81	
						82	A Northern Ill.	85 94	146	A Ball St.	53 88	
						94	H Western Ill.	50 54	150	H Wright St.	65 71	
									166	H Oakland	60 80	
									171	H Western Mich.	51 64	
									172	A Milwaukee	49 71	
									179	A New Mexico St.	63 100	
									179	H New Mexico St.	54 65	
									192	A Morehead St.	55 63	
									225	A Grand Canyon	39 57	
									227	A Seattle U	53 82	
									227	H Seattle U	51 64	
									260	A UTRGV	43 71	
									260	H UTRGV	46 57	
									263	A CSU Bakersfield	48 83	
									311	H Valparaiso	51 53	
									317	H NJIT	42 57	
									321	A Loyola Chicago	54 59	
									329	A Utah Valley	54 73	
									329	H Utah Valley	59 62	
LAST 12 Division I GAMES:												
329	A Utah Valley	54 73	227	H Seattle U	51 64							
227	A Seattle U	53 82	329	H Utah Valley	59 62							
179	H New Mexico St.	54 65	179	A New Mexico St.	63 100							
225	A Grand Canyon	39 57	260	A UTRGV	43 71							
263	A CSU Bakersfield	48 83	317	H NJIT	42 57							
260	H UTRGV	46 57	143	A Cincinnati	53 81							

Non-Div I Games:

Chicago St.

■ Loss, 
■ Non-Conf, 
■ S Site, 
■ H Home 
■ A Away 
N Neutral

Average RPI Win:	216	WON-LOST	WINNING	LAST 10	STRENGTH OF	OPP. STRENGTH	TEAM	ADJ.	CONF.	ADJ CONF.
Average RPI Loss:	86	RECORD	PCT. RANK	GAMES	SCHEDULE	OF SCHEDULE	RPI	RPI	RPI	RPI
DIV. I ONLY	14- 9	111	6- 4	183	86	143	143	5	5	
DIV. I NON-CONF.	8- 4	97	1- 0	322	245	213	213	5	5	
TOTALS	RPI 1-25	RPI 26-50	W-L RECORDS	RPI 51-100	RPI 101-150	RPI 150+				
14- 9	0- 2	0- 2	OVERALL	1- 2	3- 1	10- 2				
9- 5	0- 1	0- 1	HOME	1- 1	2- 0	6- 2				
5- 4	0- 1	0- 1	AWAY	0- 1	1- 1	4- 0				
0- 0	0- 0	0- 0	NEUTRAL	0- 0	0- 0	0- 0				
8- 4	0- 1	0- 0	NON-CONFERENCE	0- 1	0- 0	8- 2				
5- 3	0- 0	0- 0	HOME	0- 1	0- 0	5- 2				
3- 1	0- 1	0- 0	AWAY	0- 0	0- 0	3- 0				
0- 0	0- 0	0- 0	NEUTRAL	0- 0	0- 0	0- 0				
6- 5	0- 1	0- 2	CONFERENCE	1- 1	3- 1	2- 0				
4- 2	0- 1	0- 1	HOME	1- 0	2- 0	1- 0				
2- 3	0- 0	0- 1	AWAY	0- 1	1- 1	1- 0				
0- 0	0- 0	0- 0	NEUTRAL	0- 0	0- 0	0- 0				

RPI 1-25				RPI 26-50				RPI 51-100				RPI 101+ Team's RPI: 143			
RPI	S	Opponent	Score	RPI	S	Opponent	Score	RPI	S	Opponent	Score	RPI	S	Opponent	Score
1	H	UConn	49 96	32	A	South Fla.	52 72	86	A	SMU	47 64	111	A	UCF	44 64
25	A	Ohio St.	38 80	42	H	Tulane	68 74	86	H	SMU	67 65	111	H	UCF	63 57
								93	H	Georgia	48 51	144	H	East Carolina	74 64
												145	A	Memphis	66 59
												181	H	Xavier	61 72
												182	A	Houston	71 62
												182	H	Houston	85 64
												202	H	Indiana St.	55 63
												213	A	Miami (OH)	49 43
												254	H	Howard	66 56
												257	H	Tennessee Tech	60 38
												264	A	Bowling Green	68 58
												271	A	Southeast Mo. St.	83 75
												274	H	Ark.-Pine Bluff	72 42
												310	H	Eastern Ill.	78 64
												334	H	Chicago St.	81 53
LAST 12 Division I GAMES:															
182	A	Houston	71 62	86	H	SMU	67 65	145	A	Memphis	66 59				
1	H	UConn	49 96	182	H	Houston	85 64	111	H	UCF	63 57				
32	A	South Fla.	52 72	86	A	SMU	47 64								
42	H	Tulane	68 74												
111	A	UCF	44 64												
144	H	East Carolina	74 64	334	H	Chicago St.	81 53								

Non-Div I Games: Clarion 92 54

Cincinnati

■ Loss, 
 ■ Non-Conf, S Site, 
 ■ Home 
 ■ Away 
 N Neutral

Average RPI Win:	207	WON-LOST	WINNING	LAST 10	STRENGTH OF	OPP. STRENGTH	TEAM	ADJ.	CONF.	ADJ CONF.
Average RPI Loss:	43	RECORD	PCT. RANK	GAMES	SCHEDULE	OF SCHEDULE	RPI	RPI	RPI	RPI
DIV. I ONLY	14- 12	155	3- 7	61	75	106	106	3	3	
DIV. I NON-CONF.	11- 2	23	0- 0	194	287	79	79	4	4	
TOTALS	RPI 1-25	RPI 26-50	W-L RECORDS	RPI 51-100	RPI 101-150	RPI 150+				
14- 12	0- 5	1- 3	OVERALL	0- 3	3- 0	10- 1				
9- 6	0- 2	1- 2	HOME	0- 2	2- 0	6- 0				
3- 6	0- 3	0- 1	AWAY	0- 1	0- 0	3- 1				
2- 0	0- 0	0- 0	NEUTRAL	0- 0	1- 0	1- 0				
11- 2	0- 1	0- 1	NON-CONFERENCE	0- 0	2- 0	9- 0				
7- 1	0- 0	0- 1	HOME	0- 0	1- 0	6- 0				
2- 1	0- 1	0- 0	AWAY	0- 0	0- 0	2- 0				
2- 0	0- 0	0- 0	NEUTRAL	0- 0	1- 0	1- 0				
3- 10	0- 4	1- 2	CONFERENCE	0- 3	1- 0	1- 1				
2- 5	0- 2	1- 1	HOME	0- 2	1- 0	0- 0				
1- 5	0- 2	0- 1	AWAY	0- 1	0- 0	1- 1				
0- 0	0- 0	0- 0	NEUTRAL	0- 0	0- 0	0- 0				

RPI	S	Opponent	Score	RPI	S	Opponent	Score	RPI	S	Opponent	Score	RPI	S	Opponent	Score	Team's RPI: 106
3	A	South Carolina	61 83	28	A	North Carolina St.	53 65	60	H	Virginia Tech	69 78	109	H	North Carolina	78 67	
6	H	Florida St.	27 86	33	H	Syracuse	62 88	69	A	Wake Forest	56 68	129	H	Maine	69 61	
10	A	Duke	37 65	37	H	Oregon	59 87	72	H	Virginia	37 69	150	N	Wright St.	75 51	
13	H	Louisville	46 60	45	H	Georgia Tech	62 61					154	A	Pittsburgh	54 46	
20	A	Miami (FL)	57 81									158	H	Louisiana Tech	78 67	
												164	A	Boston College	48 60	
												209	A	Monmouth	60 47	
												221	H	Bethune-Cookman	59 38	
												236	H	Ga. Southern	58 47	
												252	A	Jacksonville St.	69 63	
												278	H	Coastal Caro.	64 57	
												288	H	Western Caro.	78 63	
												321	N	Loyola Chicago	61 40	
												345	H	South Carolina St.	56 36	
LAST 12 Division I GAMES:																
20	A	Miami (FL)	57 81	28	A	North Carolina St.	53 65									
154	A	Pittsburgh	54 46	72	H	Virginia	37 69									
109	H	North Carolina	78 67	6	H	Florida St.	27 86									
10	A	Duke	37 65	69	A	Wake Forest	56 68									
45	H	Georgia Tech	62 61	60	H	Virginia Tech	69 78									
13	H	Louisville	46 60	33	H	Syracuse	62 88									

Non-Div I Games:

Clemson

■ Loss, 
 ■ Non-Conf, 
 ■ S Site, 
 ■ H Home 
 ■ A Away 
 N Neutral

Cleveland State				Through Games Of Feb. 11, 1917						
Average RPI Win:	283	WON-LOST	WINNING	LAST 10	STRENGTH OF	OPP. STRENGTH	TEAM	ADJ.	CONF.	ADJ CONF.
Average RPI Loss:	129	RECORD	PCT. RANK	GAMES	SCHEDULE	OF SCHEDULE	RPI	RPI	RPI	RPI
DIV. I ONLY	11- 12	187	4- 6	218	253	185	185	20	20	
DIV. I NON-CONF.	4- 5	198	0- 0	175	231	164	164	21	21	
-----										
TOTALS	RPI 1-25	RPI 26-50		W-L RECORDS		RPI 51-100	RPI 101-150	RPI 150+		
11- 12	0- 1	0- 2		OVERALL		0- 2	0- 3	11- 4		
3- 4	0- 0	0- 1		HOME		0- 1	0- 0	3- 2		
7- 8	0- 1	0- 1		AWAY		0- 1	0- 3	7- 2		
1- 0	0- 0	0- 0		NEUTRAL		0- 0	0- 0	1- 0		
4- 5	0- 1	0- 0		NON-CONFERENCE		0- 2	0- 1	4- 1		
0- 2	0- 0	0- 0		HOME		0- 1	0- 0	0- 1		
3- 3	0- 1	0- 0		AWAY		0- 1	0- 1	3- 0		
1- 0	0- 0	0- 0		NEUTRAL		0- 0	0- 0	1- 0		
7- 7	0- 0	0- 2		CONFERENCE		0- 0	0- 2	7- 3		
3- 2	0- 0	0- 1		HOME		0- 0	0- 0	3- 1		
4- 5	0- 0	0- 1		AWAY		0- 0	0- 2	4- 2		
0- 0	0- 0	0- 0		NEUTRAL		0- 0	0- 0	0- 0		

RPI 1-25					
RPI	S	Opponent	Score		
25	A	Ohio St.	78	96	
RPI 26-50					
RPI	S	Opponent	Score		
34	A	Green Bay	60	79	
34	H	Green Bay	51	65	
RPI 51-100					
RPI	S	Opponent	Score		
74	A	Bucknell	66	77	
83	H	Toledo	59	92	
Team's RPI: 185					
RPI	S	Opponent	Score		
126	A	Navy	63	88	
138	A	Detroit	54	66	
150	A	Wright St.	63	84	
166	A	Oakland	74	62	
172	A	Milwaukee	72	76	
172	H	Milwaukee	78	80	
224	H	Niagara	49	67	
230	N	Richmond	69	65	
264	A	Bowling Green	64	56	
280	A	Evansville	66	62	
282	A	Northern Ky.	58	54	
310	A	Eastern Ill.	66	56	
311	A	Valparaiso	66	62	
311	H	Valparaiso	71	60	
314	A	Youngstown St.	67	92	
314	H	Youngstown St.	71	68	
325	A	Ill.-Chicago	63	59	
325	H	Ill.-Chicago	77	59	
LAST 12 Division I GAMES:					
172	A	Milwaukee	72	76	
34	A	Green Bay	60	79	
311	A	Valparaiso	66	62	
325	A	Ill.-Chicago	63	59	
34	H	Green Bay	51	65	
172	H	Milwaukee	78	80	
138	A	Detroit	54	66	
166	A	Oakland	74	62	
314	A	Youngstown St.	67	92	
325	H	Ill.-Chicago	77	59	
311	H	Valparaiso	71	60	
150	A	Wright St.	63	84	

Non-Div I Games:	Notre Dame (OH)	51	66	Lake Erie	65	42
------------------	-----------------	----	----	-----------	----	----

Cleveland St.

Loss, Non-Conf, S Site, H Home A Away N Neutral

Season Summary				Through Games Of Feb. 11, 1917						
Average RPI Win:	271	WON-LOST	WINNING	LAST 10	STRENGTH OF	OPP. STRENGTH	TEAM	ADJ.	CONF.	ADJ CONF.
Average RPI Loss:	182	RECORD	PCT. RANK	GAMES	SCHEDULE	OF SCHEDULE	RPI	RPI	RPI	RPI
DIV. I ONLY	8- 13	237	4- 6	299	297	278	278	21	21	
DIV. I NON-CONF.	4- 4	165	0- 0	342	345	274	274	19	19	
-----										
TOTALS	RPI 1-25	RPI 26-50		W-L RECORDS		RPI 51-100	RPI 101-150	RPI 150+		
8- 13	0- 0	0- 2		OVERALL		0- 2	0- 1	8- 8		
4- 5	0- 0	0- 1		HOME		0- 1	0- 0	4- 3		
3- 8	0- 0	0- 1		AWAY		0- 1	0- 1	3- 5		
1- 0	0- 0	0- 0		NEUTRAL		0- 0	0- 0	1- 0		
4- 4	0- 0	0- 0		NON-CONFERENCE		0- 0	0- 1	4- 3		
1- 1	0- 0	0- 0		HOME		0- 0	0- 0	1- 1		
2- 3	0- 0	0- 0		AWAY		0- 0	0- 1	2- 2		
1- 0	0- 0	0- 0		NEUTRAL		0- 0	0- 0	1- 0		
4- 9	0- 0	0- 2		CONFERENCE		0- 2	0- 0	4- 5		
3- 4	0- 0	0- 1		HOME		0- 1	0- 0	3- 2		
1- 5	0- 0	0- 1		AWAY		0- 1	0- 0	1- 3		
0- 0	0- 0	0- 0		NEUTRAL		0- 0	0- 0	0- 0		

RPI 1-25				RPI 26-50				RPI 51-100				RPI 101+				Team's RPI: 278	
RPI	S	Opponent	Score	RPI	S	Opponent	Score	RPI	S	Opponent	Score	RPI	S	Opponent	Score		
				44	A	Little Rock	47 79	97	A	UT Arlington	58 60	106	A	Clemson	57 64		
				44	H	Little Rock	66 74	97	H	UT Arlington	41 70	175	A	Texas St.	62 83		
												175	H	Texas St.	64 48		
												196	H	Appalachian St.	60 55		
												203	A	Col. of Charleston	79 72		
												236	A	Ga. Southern	70 78		
												236	H	Ga. Southern	62 65		
												239	A	Wofford	62 67		
												251	A	Marshall	66 84		
												255	H	Saint Francis (PA)	59 70		
												258	A	Georgia St.	73 67		
												258	H	Georgia St.	48 69		
												323	A	Arkansas St.	52 60		
												323	H	Arkansas St.	57 55		
												324	A	Fort Wayne	72 57		
												343	H	N.C. Central	66 50		
												345	N	South Carolina St.	63 54		
LAST 12 Division I GAMES:																	
				236	H	Ga. Southern	62 65	258	A	Georgia St.	73 67						
				258	H	Georgia St.	48 69	236	A	Ga. Southern	70 78						
				44	A	Little Rock	47 79	196	H	Appalachian St.	60 55						
				323	A	Arkansas St.	52 60	323	H	Arkansas St.	57 55						
				175	H	Texas St.	64 48	44	H	Little Rock	66 74						
				97	H	UT Arlington	41 70	97	A	UT Arlington	58 60						

Non-Div I Games: Pfeiffer

91 49

Catawba

58

63

Coastal Caro.

Loss, Non-Conf, S Site, H Home A Away N Neutral

Average RPI Win:	193	WON-LOST	WINNING	LAST 10	STRENGTH OF	OPP. STRENGTH	TEAM	ADJ.	CONF.	ADJ CONF.
Average RPI Loss:	127	RECORD	PCT. RANK	GAMES	SCHEDULE	OF SCHEDULE	RPI	RPI	RPI	RPI
DIV. I ONLY	8- 16	259	3- 7	117	100	203	203	8	8	
DIV. I NON-CONF.	3- 8	262	0- 0	162	118	214	214	8	8	
TOTALS	RPI 1-25	RPI 26-50	W-L RECORDS	RPI 51-100	RPI 101-150	RPI 150+				
8- 16	0- 1	0- 3	OVERALL	1- 3	1- 2	6- 7				
5- 5	0- 0	0- 1	HOME	1- 1	1- 1	3- 2				
3- 11	0- 1	0- 2	AWAY	0- 2	0- 1	3- 5				
0- 0	0- 0	0- 0	NEUTRAL	0- 0	0- 0	0- 0				
3- 8	0- 1	0- 1	NON-CONFERENCE	0- 2	0- 1	3- 3				
0- 4	0- 0	0- 0	HOME	0- 1	0- 1	0- 2				
3- 4	0- 1	0- 1	AWAY	0- 1	0- 0	3- 1				
0- 0	0- 0	0- 0	NEUTRAL	0- 0	0- 0	0- 0				
5- 8	0- 0	0- 2	CONFERENCE	1- 1	1- 1	3- 4				
5- 1	0- 0	0- 1	HOME	1- 0	1- 0	3- 0				
0- 7	0- 0	0- 1	AWAY	0- 1	0- 1	0- 4				
0- 0	0- 0	0- 0	NEUTRAL	0- 0	0- 0	0- 0				

RPI 1-25				RPI 26-50				RPI 51-100				RPI 101+ Team's RPI: 203			
RPI	S	Opponent	Score	RPI	S	Opponent	Score	RPI	S	Opponent	Score	RPI	S	Opponent	Score
13	A	Louisville	58 86	28	A	North Carolina St.	47 91	60	H	Virginia Tech	61 71	103	H	Charlotte	49 62
				30	A	Elon	57 70	66	A	Drexel	57 70	118	A	Delaware	66 71
				30	H	Elon	56 84	66	H	Drexel	79 75	130	H	William & Mary	70 60
								80	A	Western Ky.	76 89	180	A	Northeastern	44 61
												182	A	Houston	63 79
												188	A	Towson	59 61
												188	H	Towson	59 54
												191	A	Hofstra	81 85
												191	H	Hofstra	71 55
												196	A	Appalachian St.	65 62
												206	A	UNCW	61 67
												206	H	UNCW	76 37
												235	A	Charleston So.	79 76
												276	H	North Florida	47 60
												278	H	Coastal Caro.	72 79
												328	A	Winthrop	95 64
LAST 12 Division I GAMES:															
180	A	Northeastern	44 61	118	A	Delaware	66 71								
191	A	Hofstra	81 85	66	A	Drexel	57 70								
188	H	Towson	59 54	188	A	Towson	59 61								
66	H	Drexel	79 75	30	H	Elon	56 84								
206	A	UNCW	61 67	206	H	UNCW	76 37								
191	H	Hofstra	71 55	130	H	William & Mary	70 60								

Non-Div I Games:

Col. of Charleston

■ Loss, 
 ■ Non-Conf, 
 ■ S Site, 
 ■ Home 
 ■ A Away 
 N Neutral

Average RPI Win: <b>250</b>	WON-LOST	WINNING	LAST 10	STRENGTH OF	OPP. STRENGTH	TEAM	ADJ.	CONF.	ADJ CONF.
Average RPI Loss: <b>164</b>	RECORD	PCT. RANK	GAMES	SCHEDULE	OF SCHEDULE	RPI	RPI	RPI	RPI
DIV. I ONLY	8- 16	259	3- 7	185	276	245	245	24	24
DIV. I NON-CONF.	3- 8	262	0- 0	259	235	283	283	25	25
TOTALS	RPI 1-25	RPI 26-50	W-L RECORDS	RPI 51-100	RPI 101-150	RPI 150+			
8- 16	0- 0	0- 0	OVERALL	0- 4	2- 2	6- 10			
5- 5	0- 0	0- 0	HOME	0- 1	0- 2	5- 2			
3- 11	0- 0	0- 0	AWAY	0- 3	2- 0	1- 8			
0- 0	0- 0	0- 0	NEUTRAL	0- 0	0- 0	0- 0			
3- 8	0- 0	0- 0	NON-CONFERENCE	0- 2	1- 1	2- 5			
2- 1	0- 0	0- 0	HOME	0- 0	0- 1	2- 0			
1- 7	0- 0	0- 0	AWAY	0- 2	1- 0	0- 5			
0- 0	0- 0	0- 0	NEUTRAL	0- 0	0- 0	0- 0			
5- 8	0- 0	0- 0	CONFERENCE	0- 2	1- 1	4- 5			
3- 4	0- 0	0- 0	HOME	0- 1	0- 1	3- 2			
2- 4	0- 0	0- 0	AWAY	0- 1	1- 0	1- 3			
0- 0	0- 0	0- 0	NEUTRAL	0- 0	0- 0	0- 0			

RPI S	Opponent	Score	RPI S	Opponent	Score	RPI S	Opponent	Score	RPI S	Opponent	Score	Team's RPI: 245
						65	A Gonzaga	42 72	126	A Navy	69 61	
						74	A Bucknell	56 79	126	H Navy	67 80	
						74	H Bucknell	49 79	128	H Cornell	57 70	
						99	A Purdue	51 71	148	A Brown	67 62	
									156	A Army West Point	47 57	
									156	H Army West Point	69 76	
									167	A Providence	85 92	
									177	A Columbia	67 75	
									188	H Towson	76 71	
									190	A American	57 68	
									190	H American	62 73	
									193	A Siena	63 71	
									229	A St. Bonaventure	57 70	
									247	H Boston U.	96 87	
									261	A Loyola Maryland	77 87	
									315	H Lafayette	76 69	
									319	A Holy Cross	62 54	
									319	H Holy Cross	70 52	
									337	H LIU Brooklyn	76 61	
									340	A UMass Lowell	77 82	
LAST 12 Division I GAMES:												
			74	H Bucknell	49 79		247	H Boston U.	96 87			
			156	A Army West Point	47 57		74	A Bucknell	56 79			
			126	A Navy	69 61		156	H Army West Point	69 76			
			319	H Holy Cross	70 52		126	H Navy	67 80			
			190	H American	62 73		319	A Holy Cross	62 54			
			261	A Loyola Maryland	77 87		190	A American	57 68			

Non-Div I Games:

Colgate

■ Loss, 
 ■ Non-Conf, 
 ■ S Site, 
 ■ H Home 
 ■ A Away 
 N Neutral

## Colorado

Through Games Of Feb. 14, 2017

Average RPI Win:	167	WON-LOST	WINNING	LAST 10	STRENGTH OF	OPP. STRENGTH	TEAM	ADJ.	CONF.	ADJ CONF.
Average RPI Loss:	35	RECORD	PCT. RANK	GAMES	SCHEDULE	OF SCHEDULE	RPI	RPI	RPI	RPI
DIV. I ONLY	14- 11	138	3- 7	46	38	81	81	1	1	
DIV. I NON-CONF.	10- 1	15	0- 0	214	223	68	68	1	1	
TOTALS	RPI 1-25	RPI 26-50	W-L RECORDS	RPI 51-100	RPI 101-150	RPI 150+				
14- 11	1- 6	0- 1	OVERALL	5- 4	2- 0	6- 0				
10- 5	1- 3	0- 0	HOME	4- 2	1- 0	4- 0				
4- 6	0- 3	0- 1	AWAY	1- 2	1- 0	2- 0				
0- 0	0- 0	0- 0	NEUTRAL	0- 0	0- 0	0- 0				
10- 1	1- 0	0- 0	NON-CONFERENCE	2- 1	1- 0	6- 0				
7- 1	1- 0	0- 0	HOME	2- 1	0- 0	4- 0				
3- 0	0- 0	0- 0	AWAY	0- 0	1- 0	2- 0				
0- 0	0- 0	0- 0	NEUTRAL	0- 0	0- 0	0- 0				
4- 10	0- 6	0- 1	CONFERENCE	3- 3	1- 0	0- 0				
3- 4	0- 3	0- 0	HOME	2- 1	1- 0	0- 0				
1- 6	0- 3	0- 1	AWAY	1- 2	0- 0	0- 0				
0- 0	0- 0	0- 0	NEUTRAL	0- 0	0- 0	0- 0				

RPI 1-25				RPI 26-50				RPI 51-100 Team's RPI: 81				RPI 101+			
RPI	S	Opponent	Score	RPI	S	Opponent	Score	RPI	S	Opponent	Score	RPI	S	Opponent	Score
7	H	Washington	75 79	37	A	Oregon	66 71	51	A	Utah	53 58	114	A	Northern Colo.	83 62
9	A	Oregon St.	57 81					51	H	Utah	54 49	117	H	Arizona	65 56
11	A	Stanford	51 64					56	A	Southern California	54 79	174	H	Idaho St.	85 56
11	H	Stanford	70 84					58	H	Colorado St.	74 56	298	A	North Dakota St.	76 59
12	A	UCLA	74 87					67	A	California	64 59	306	A	Mississippi Val.	76 64
16	H	Kentucky	79 69					67	H	California	53 65	309	H	Air Force	95 68
23	H	Arizona St.	52 71					86	H	SMU	67 50	322	H	St. Francis Brooklyn	81 54
								87	H	Washington St.	70 58	330	H	Southeastern La.	112 54
								100	H	Wyoming	75 82				
LAST 12 Division I GAMES:															
67	A	California	64 59	9	A	Oregon St.	57 81								
11	A	Stanford	51 64	37	A	Oregon	66 71								
7	H	Washington	75 79	11	H	Stanford	70 84								
87	H	Washington St.	70 58	67	H	California	53 65								
51	A	Utah	53 58	23	H	Arizona St.	52 71								
51	H	Utah	54 49	117	H	Arizona	65 56								

Non-Div I Games:

Colorado

■ Loss, 
 ■ Non-Conf, S Site, 
 ■ Home 
 ■ Away 
 N Neutral



Average RPI Win:	196	WON-LOST	WINNING	LAST 10	STRENGTH OF	OPP. STRENGTH	TEAM	ADJ.	CONF.	ADJ CONF.
Average RPI Loss:	95	RECORD	PCT. RANK	GAMES	SCHEDULE	OF SCHEDULE	RPI	RPI	RPI	RPI
DIV. I ONLY	17- 6	50	9- 1	167	105	58	58	13	13	
DIV. I NON-CONF.	6- 4	127	0- 0	228	87	129	129	15	15	
TOTALS	RPI 1-25	RPI 26-50	W-L RECORDS	RPI 51-100	RPI 101-150	RPI 150+				
17- 6	0- 2	0- 0	OVERALL	3- 2	2- 0	12- 2				
10- 1	0- 0	0- 0	HOME	1- 1	1- 0	8- 0				
7- 5	0- 1	0- 0	AWAY	2- 1	1- 0	4- 1				
0- 0	0- 0	0- 0	NEUTRAL	0- 0	0- 0	0- 0				
6- 4	0- 2	0- 0	NON-CONFERENCE	0- 1	1- 0	5- 1				
5- 0	0- 0	0- 0	HOME	0- 0	1- 0	4- 0				
1- 4	0- 2	0- 0	AWAY	0- 1	0- 0	1- 1				
0- 0	0- 0	0- 0	NEUTRAL	0- 0	0- 0	0- 0				
11- 2	0- 0	0- 0	CONFERENCE	3- 1	1- 0	7- 1				
5- 1	0- 0	0- 0	HOME	1- 1	0- 0	4- 0				
6- 1	0- 0	0- 0	AWAY	2- 0	1- 0	3- 1				
0- 0	0- 0	0- 0	NEUTRAL	0- 0	0- 0	0- 0				

RPI 1-25				RPI 26-50				RPI 51-100				Team's RPI: 58	RPI 101+			
RPI	S	Opponent	Score	RPI	S	Opponent	Score	RPI	S	Opponent	Score		RPI	S	Opponent	Score
7	A	Washington	68 101					81	A	Colorado	56 74		114	H	Northern Colo.	58 47
17	A	Oklahoma	55 70					84	A	UNLV	57 37		149	A	New Mexico	78 63
								84	H	UNLV	44 41		153	H	Omaha	69 42
								88	A	Boise St.	60 53		157	A	Fresno St.	66 64
								88	H	Boise St.	45 51		157	H	Fresno St.	73 56
													178	A	Utah St.	48 55
													178	H	Utah St.	74 43
													200	A	San Jose St.	68 56
													200	H	San Jose St.	70 67
													201	A	Nebraska	59 62
													227	H	Seattle U	66 62
													275	H	San Diego St.	60 43
													295	H	Denver	76 49
													309	A	Air Force	72 35
													326	A	Montana	63 49
													330	H	Southeastern La.	77 31
LAST 12 Division I GAMES:																
				157	A	Fresno St.	66 64						178	H	Utah St.	74 43
				178	A	Utah St.	48 55						157	H	Fresno St.	73 56
				84	H	UNLV	44 41						149	A	New Mexico	78 63
				88	A	Boise St.	60 53						309	A	Air Force	72 35
				275	H	San Diego St.	60 43						200	H	San Jose St.	70 67
				200	A	San Jose St.	68 56						88	H	Boise St.	45 51

Non-Div I Games: N.M. Highlands 96 31 Adams St. 76 29

Colorado St.

Loss, Non-Conf, S Site, H Home A Away N Neutral

Average RPI Win:	255	WON-LOST	WINNING	LAST 10	STRENGTH OF	OPP. STRENGTH	TEAM	ADJ.	CONF.	ADJ CONF.
Average RPI Loss:	138	RECORD	PCT. RANK	GAMES	SCHEDULE	OF SCHEDULE	RPI	RPI	RPI	RPI
DIV. I ONLY	12- 9	132	3- 7	262	251	177	177	9	9	
DIV. I NON-CONF.	10- 3	54	3- 1	336	333	173	173	9	9	
TOTALS	RPI 1-25	RPI 26-50	W-L RECORDS	RPI 51-100	RPI 101-150	RPI 150+				
12- 9	0- 0	0- 1	OVERALL	0- 1	1- 5	11- 2				
4- 4	0- 0	0- 0	HOME	0- 1	0- 2	4- 1				
8- 5	0- 0	0- 1	AWAY	0- 0	1- 3	7- 1				
0- 0	0- 0	0- 0	NEUTRAL	0- 0	0- 0	0- 0				
10- 3	0- 0	0- 0	NON-CONFERENCE	0- 0	0- 1	10- 2				
4- 1	0- 0	0- 0	HOME	0- 0	0- 0	4- 1				
6- 2	0- 0	0- 0	AWAY	0- 0	0- 1	6- 1				
0- 0	0- 0	0- 0	NEUTRAL	0- 0	0- 0	0- 0				
2- 6	0- 0	0- 1	CONFERENCE	0- 1	1- 4	1- 0				
0- 3	0- 0	0- 0	HOME	0- 1	0- 2	0- 0				
2- 3	0- 0	0- 1	AWAY	0- 0	1- 2	1- 0				
0- 0	0- 0	0- 0	NEUTRAL	0- 0	0- 0	0- 0				

RPI S	Opponent	Score	RPI S	Opponent	Score	RPI S	Opponent	Score	RPI S	Opponent	Score	Team's RPI: 177
			26	A Harvard	68 70	90	H Penn	54 64	110	A Long Beach St.	60 73	
									128	A Cornell	70 77	
									128	H Cornell	55 69	
									133	H Princeton	52 62	
									142	A Yale	72 68	
									148	A Brown	60 69	
									167	H Providence	66 64	
									198	A Binghamton	75 65	
									210	H UMBC	56 67	
									230	A Richmond	65 58	
									231	A Dartmouth	91 88	
									245	H Colgate	75 67	
									255	A Saint Francis (PA)	84 77	
									261	A Loyola Maryland	65 53	
									265	A Stony Brook	53 55	
									317	A NJIT	65 51	
									337	H LIU Brooklyn	66 57	
									340	H UMass Lowell	76 57	
									341	A Cal St. Fullerton	61 46	
LAST 12 Division I GAMES:												
133	H Princeton	52 62	128	H Cornell	55 69							
90	H Penn	54 64	128	A Cornell	70 77							
148	A Brown	60 69	317	A NJIT	65 51							
142	A Yale	72 68	110	A Long Beach St.	60 73							
26	A Harvard	68 70	341	A Cal St. Fullerton	61 46							
231	A Dartmouth	91 88	337	H LIU Brooklyn	66 57							

Non-Div I Games:

Columbia

Average RPI Win: <b>317</b>	WON-LOST	WINNING	LAST 10	STRENGTH OF	OPP. STRENGTH	TEAM	ADJ.	CONF.	ADJ CONF.
Average RPI Loss: <b>162</b>	RECORD	PCT. RANK	GAMES	SCHEDULE	OF SCHEDULE	RPI	RPI	RPI	RPI
DIV. I ONLY	6- 18	299	4- 6	216	308	301	301	32	32
DIV. I NON-CONF.	0- 12	335	0- 0	57	80	293	293	31	31
TOTALS	RPI 1-25	RPI 26-50	W-L RECORDS	RPI 51-100	RPI 101-150	RPI 150+			
6- 18	0- 1	0- 2	OVERALL	0- 3	0- 2	6- 10			
4- 4	0- 0	0- 0	HOME	0- 1	0- 0	4- 3			
2- 13	0- 1	0- 2	AWAY	0- 2	0- 2	2- 6			
0- 1	0- 0	0- 0	NEUTRAL	0- 0	0- 0	0- 1			
0- 12	0- 1	0- 2	NON-CONFERENCE	0- 3	0- 2	0- 4			
0- 1	0- 0	0- 0	HOME	0- 1	0- 0	0- 0			
0- 10	0- 1	0- 2	AWAY	0- 2	0- 2	0- 3			
0- 1	0- 0	0- 0	NEUTRAL	0- 0	0- 0	0- 1			
6- 6	0- 0	0- 0	CONFERENCE	0- 0	0- 0	6- 6			
4- 3	0- 0	0- 0	HOME	0- 0	0- 0	4- 3			
2- 3	0- 0	0- 0	AWAY	0- 0	0- 0	2- 3			
0- 0	0- 0	0- 0	NEUTRAL	0- 0	0- 0	0- 0			

RPI 1-25				RPI 26-50				RPI 51-100				RPI 101+ Team's RPI: 301			
RPI	S	Opponent	Score	RPI	S	Opponent	Score	RPI	S	Opponent	Score	RPI	S	Opponent	Score
20	A	Miami (FL)	35 <b>75</b>	33	A	Syracuse	30 <b>76</b>	53	A	West Virginia	39 <b>69</b>	109	A	North Carolina	55 <b>90</b>
				48	A	George Washington	46 <b>77</b>	72	A	Virginia	40 <b>103</b>	132	A	VCU	44 <b>73</b>
								95	H	SFA	57 <b>72</b>	170	A	Hampton	54 <b>78</b>
												187	N	ETSU	58 <b>70</b>
												188	A	Towson	65 <b>69</b>
												210	A	UMBC	63 <b>73</b>
												221	A	Bethune-Cookman	52 <b>71</b>
												221	H	Bethune-Cookman	56 <b>76</b>
												249	H	Norfolk St.	45 <b>49</b>
												250	A	UMES	55 49
												254	A	Howard	58 <b>66</b>
												277	H	N.C. A&T	65 57
												304	A	Mt. St. Mary's	48 <b>54</b>
												339	H	Morgan St.	61 45
												343	H	N.C. Central	46 <b>58</b>
												344	A	Florida A&M	70 62
												345	H	South Carolina St.	70 54
												348	H	Delaware St.	77 64
LAST 12 Division I GAMES:															
348	H	Delaware St.	77 64	249	H	Norfolk St.	45 <b>49</b>								
221	H	Bethune-Cookman	56 <b>76</b>	254	A	Howard	58 <b>66</b>								
343	H	N.C. Central	46 <b>58</b>	277	H	N.C. A&T	65 57								
250	A	UMES	55 49	221	A	Bethune-Cookman	52 <b>71</b>								
170	A	Hampton	54 <b>78</b>	344	A	Florida A&M	70 62								
339	H	Morgan St.	61 45	345	H	South Carolina St.	70 54								

Non-Div I Games:

Coppin St.

■ Loss, 
 ■ Non-Conf, S Site, 
 ■ Home 
 ■ Away 
 N Neutral

Average RPI Win: <b>226</b>	WON-LOST	WINNING	LAST 10	STRENGTH OF	OPP. STRENGTH	TEAM	ADJ.	CONF.	ADJ CONF.
Average RPI Loss: <b>145</b>	RECORD	PCT. RANK	GAMES	SCHEDULE	OF SCHEDULE	RPI	RPI	RPI	RPI
DIV. I ONLY	12- 9	132	5- 5	161	260	128	128	9	9
DIV. I NON-CONF.	9- 4	85	3- 1	264	322	131	131	9	9
-----									
TOTALS	RPI 1-25	RPI 26-50	W-L RECORDS	RPI 51-100	RPI 101-150	RPI 150+			
12- 9	0- 0	0- 1	OVERALL	1- 2	1- 2	10- 4			
5- 3	0- 0	0- 0	HOME	1- 2	0- 1	4- 0			
7- 6	0- 0	0- 1	AWAY	0- 0	1- 1	6- 4			
0- 0	0- 0	0- 0	NEUTRAL	0- 0	0- 0	0- 0			
9- 4	0- 0	0- 0	NON-CONFERENCE	1- 1	0- 0	8- 3			
4- 1	0- 0	0- 0	HOME	1- 1	0- 0	3- 0			
5- 3	0- 0	0- 0	AWAY	0- 0	0- 0	5- 3			
0- 0	0- 0	0- 0	NEUTRAL	0- 0	0- 0	0- 0			
3- 5	0- 0	0- 1	CONFERENCE	0- 1	1- 2	2- 1			
1- 2	0- 0	0- 0	HOME	0- 1	0- 1	1- 0			
2- 3	0- 0	0- 1	AWAY	0- 0	1- 1	1- 1			
0- 0	0- 0	0- 0	NEUTRAL	0- 0	0- 0	0- 0			

RPI 1-25			RPI 26-50			RPI 51-100			RPI 101+ Team's RPI: 128		
RPI	S	Opponent	Score	RPI	S	Opponent	Score	RPI	S	Opponent	Score
				26	A	Harvard	59 <b>62</b>	66	H	Drexel	53 <b>63</b>
								90	H	Penn	55 <b>61</b>
								92	H	New Hampshire	61 56
								133	H	Princeton	54 <b>58</b>
								142	A	Yale	76 63
								148	A	Brown	67 <b>72</b>
								154	A	Pittsburgh	44 <b>56</b>
								177	A	Columbia	69 55
								177	H	Columbia	77 70
								188	A	Towson	63 <b>68</b>
								198	A	Binghamton	54 51
								231	A	Dartmouth	74 <b>84</b>
								245	A	Colgate	70 57
								246	H	Canisius	60 43
								254	H	Howard	67 55
								255	A	Saint Francis (PA)	78 72
								261	H	Loyola Maryland	58 50
								265	A	Stony Brook	65 <b>66</b>
								314	A	Youngstown St.	80 75
								348	A	Delaware St.	72 51
LAST 12 Division I GAMES:											
90	H	Penn	55 <b>61</b>	177	A	Columbia	69 55				
133	H	Princeton	54 <b>58</b>	177	H	Columbia	77 70				
142	A	Yale	76 63	348	A	Delaware St.	72 51				
148	A	Brown	67 <b>72</b>	198	A	Binghamton	54 51				
231	A	Dartmouth	74 <b>84</b>	265	A	Stony Brook	65 <b>66</b>				
26	A	Harvard	59 <b>62</b>	246	H	Canisius	60 43				

Non-Div I Games:

Cornell

## Creighton

Through Games Of Feb. 14, 2017

Average RPI Win:	119	WON-LOST	WINNING	LAST 10	STRENGTH OF	OPP. STRENGTH	TEAM	ADJ.	CONF.	ADJ CONF.
Average RPI Loss:	62	RECORD	PCT. RANK	GAMES	SCHEDULE	OF SCHEDULE	RPI	RPI	RPI	RPI
DIV. I ONLY	18- 6	43	9- 1	47	47	22	22	7	7	
DIV. I NON-CONF.	6- 4	127	0- 0	75	32	72	72	7	7	
TOTALS	RPI 1-25	RPI 26-50	W-L RECORDS	RPI 51-100	RPI 101-150	RPI 150+				
18- 6	0- 2	7- 2	OVERALL	2- 1	1- 0	8- 1				
10- 1	0- 1	4- 0	HOME	0- 0	1- 0	5- 0				
7- 4	0- 1	3- 1	AWAY	1- 1	0- 0	3- 1				
1- 1	0- 0	0- 1	NEUTRAL	1- 0	0- 0	0- 0				
6- 4	0- 0	1- 2	NON-CONFERENCE	1- 1	1- 0	3- 1				
4- 0	0- 0	1- 0	HOME	0- 0	1- 0	2- 0				
1- 3	0- 0	0- 1	AWAY	0- 1	0- 0	1- 1				
1- 1	0- 0	0- 1	NEUTRAL	1- 0	0- 0	0- 0				
12- 2	0- 2	6- 0	CONFERENCE	1- 0	0- 0	5- 0				
6- 1	0- 1	3- 0	HOME	0- 0	0- 0	3- 0				
6- 1	0- 1	3- 0	AWAY	1- 0	0- 0	2- 0				
0- 0	0- 0	0- 0	NEUTRAL	0- 0	0- 0	0- 0				

RPI S	Opponent	Score	RPI S	Opponent	Score	RPI S	Opponent	Score	RPI S	Opponent	Score
19	A DePaul	65 79	27	N Missouri	63 72	54	N Dayton	56 53	147	H Kansas	69 49
19	H DePaul	56 60	36	A South Dakota St.	56 63	64	A UNI	49 50	153	H Omaha	82 45
			38	H Drake	80 77	73	A St. John's (NY)	55 43	167	A Providence	58 51
			43	A Marquette	83 63				167	H Providence	88 57
			43	H Marquette	80 77				181	H Xavier	63 52
			49	A Georgetown	67 59				197	A Seton Hall	70 60
			49	H Georgetown	70 68				201	H Nebraska	80 64
			50	A Villanova	47 44				205	A Wichita St.	54 62
			50	H Villanova	60 46				237	H Butler	67 52
									242	A Marist	72 50
LAST 12 Division I GAMES:											
167	H Providence	88 57	73	A St. John's (NY)	55 43						
49	A Georgetown	67 59	167	A Providence	58 51						
50	A Villanova	47 44	50	H Villanova	60 46						
43	H Marquette	80 77	49	H Georgetown	70 68						
19	H DePaul	56 60	19	A DePaul	65 79						
197	A Seton Hall	70 60	43	A Marquette	83 63						

Non-Div I Games:

Creighton

■ Loss, 
 ■ Non-Conf, S Site, 
 ■ Home 
 ■ Away 
 N Neutral

Average RPI Win: <b>242</b>	WON-LOST	WINNING	LAST 10	STRENGTH OF	OPP. STRENGTH	TEAM	ADJ.	CONF.	ADJ CONF.
Average RPI Loss: <b>138</b>	RECORD	PCT. RANK	GAMES	SCHEDULE	OF SCHEDULE	RPI	RPI	RPI	RPI
DIV. I ONLY	6- 15	286	2- 8	99	236	231	231	9	9
DIV. I NON-CONF.	5- 8	218	2- 2	231	307	237	237	9	9
-----									
TOTALS	RPI 1-25	RPI 26-50	W-L RECORDS	RPI 51-100	RPI 101-150	RPI 150+			
6- 15	0- 0	0- 2	OVERALL	0- 2	2- 6	4- 5			
4- 6	0- 0	0- 1	HOME	0- 0	2- 2	2- 3			
2- 9	0- 0	0- 1	AWAY	0- 2	0- 4	2- 2			
0- 0	0- 0	0- 0	NEUTRAL	0- 0	0- 0	0- 0			
5- 8	0- 0	0- 0	NON-CONFERENCE	0- 1	1- 3	4- 4			
3- 2	0- 0	0- 0	HOME	0- 0	1- 0	2- 2			
2- 6	0- 0	0- 0	AWAY	0- 1	0- 3	2- 2			
0- 0	0- 0	0- 0	NEUTRAL	0- 0	0- 0	0- 0			
1- 7	0- 0	0- 2	CONFERENCE	0- 1	1- 3	0- 1			
1- 4	0- 0	0- 1	HOME	0- 0	1- 2	0- 1			
0- 3	0- 0	0- 1	AWAY	0- 1	0- 1	0- 0			
0- 0	0- 0	0- 0	NEUTRAL	0- 0	0- 0	0- 0			

RPI 1-25				RPI 26-50				RPI 51-100				RPI 101+				Team's RPI: 231	
RPI	S	Opponent	Score	RPI	S	Opponent	Score	RPI	S	Opponent	Score	RPI	S	Opponent	Score		
				26	A	Harvard	65 70	90	A	Penn	38 68	128	H	Cornell	84 74		
				26	H	Harvard	61 70	92	A	New Hampshire	47 64	129	A	Maine	55 60		
												130	A	William & Mary	50 63		
												131	A	Old Dominion	56 82		
												133	A	Princeton	55 85		
												139	H	Albany (NY)	69 61		
												142	H	Yale	50 57		
												148	H	Brown	62 65		
												156	H	Army West Point	60 68		
												164	A	Boston College	53 65		
												177	H	Columbia	88 91		
												242	H	Marist	61 66		
												247	A	Boston U.	61 49		
												279	A	Vermont	54 59		
												307	A	Rhode Island	62 52		
												312	H	Central Conn. St.	61 51		
												319	H	Holy Cross	53 49		
LAST 12 Division I GAMES:																	
				148	H	Brown	62 65	26	H	Harvard	61 70						
				142	H	Yale	50 57	26	A	Harvard	65 70						
				90	A	Penn	38 68	92	A	New Hampshire	47 64						
				133	A	Princeton	55 85	139	H	Albany (NY)	69 61						
				128	H	Cornell	84 74	164	A	Boston College	53 65						
				177	H	Columbia	88 91	307	A	Rhode Island	62 52						

Non-Div I Games:

Dartmouth

■ Loss, 
 ■ Non-Conf, 
 ■ S Site, 
 ■ H Home 
 ■ A Away 
 N Neutral

Average RPI Win:	235	WON-LOST	WINNING	LAST 10	STRENGTH OF	OPP. STRENGTH	TEAM	ADJ.	CONF.	ADJ CONF.
Average RPI Loss:	144	RECORD	PCT. RANK	GAMES	SCHEDULE	OF SCHEDULE	RPI	RPI	RPI	RPI
DIV. I ONLY	6- 20	308	4- 6	94	235	272	272	12	12	
DIV. I NON-CONF.	2- 10	305	0- 0	52	309	265	265	12	12	
TOTALS	RPI 1-25	RPI 26-50	W-L RECORDS	RPI 51-100	RPI 101-150	RPI 150+				
6- 20	0- 0	0- 1	OVERALL	0- 3	1- 7	5- 9				
5- 9	0- 0	0- 0	HOME	0- 1	1- 4	4- 4				
1- 9	0- 0	0- 1	AWAY	0- 1	0- 3	1- 4				
0- 2	0- 0	0- 0	NEUTRAL	0- 1	0- 0	0- 1				
2- 10	0- 0	0- 0	NON-CONFERENCE	0- 2	0- 4	2- 4				
2- 4	0- 0	0- 0	HOME	0- 0	0- 3	2- 1				
0- 4	0- 0	0- 0	AWAY	0- 1	0- 1	0- 2				
0- 2	0- 0	0- 0	NEUTRAL	0- 1	0- 0	0- 1				
4- 10	0- 0	0- 1	CONFERENCE	0- 1	1- 3	3- 5				
3- 5	0- 0	0- 0	HOME	0- 1	1- 1	2- 3				
1- 5	0- 0	0- 1	AWAY	0- 0	0- 2	1- 2				
0- 0	0- 0	0- 0	NEUTRAL	0- 0	0- 0	0- 0				

RPI 1-25			RPI 26-50			RPI 51-100			RPI 101+			Team's RPI: 272			
RPI	S	Opponent	Score	RPI	S	Opponent	Score	RPI	S	Opponent	Score	RPI	S	Opponent	Score
				48	A	George Washington	62 76	52	A	Michigan St.	34 70	102	H	Mercer	60 67
								54	H	Dayton	52 68	103	A	Charlotte	79 93
								83	N	Toledo	41 76	111	H	UCF	38 57
												113	A	Duquesne	51 73
												115	H	Saint Louis	69 106
												127	A	Fordham	72 85
												127	H	Fordham	52 51
												137	H	Radford	40 44
												162	H	La Salle	58 65
												171	A	Western Mich.	63 76
												174	N	Idaho St.	58 70
												176	A	George Mason	55 59
												176	H	George Mason	58 54
												187	A	ETSU	56 76
												206	H	UNCW	58 67
												229	A	St. Bonaventure	51 70
												230	H	Richmond	52 61
												241	H	Furman	71 61
												266	H	High Point	82 72
												290	A	Massachusetts	63 59
												290	H	Massachusetts	60 61
												307	H	Rhode Island	74 64
LAST 12 Division I GAMES:															
				127	H	Fordham	52 51					229	A	St. Bonaventure	51 70
				307	H	Rhode Island	74 64					162	H	La Salle	58 65
				176	A	George Mason	55 59					176	H	George Mason	58 54
				290	A	Massachusetts	63 59					48	A	George Washington	62 76
				54	H	Dayton	52 68					290	H	Massachusetts	60 61
				230	H	Richmond	52 61					113	A	Duquesne	51 73

Non-Div I Games:

Davidson

■ Loss, 
 ■ Non-Conf, 
 ■ S Site, 
 ■ H Home 
 ■ A Away 
 N Neutral

Average RPI Win: <b>182</b>	WON-LOST	WINNING	LAST 10	STRENGTH OF	OPP. STRENGTH	TEAM	ADJ.	CONF.	ADJ CONF.
Average RPI Loss: <b>60</b>	RECORD	PCT. RANK	GAMES	SCHEDULE	OF SCHEDULE	RPI	RPI	RPI	RPI
DIV. I ONLY	17- 8	76	9- 1	93	80	54	54	12	12
DIV. I NON-CONF.	6- 6	165	0- 0	43	10	82	82	12	12
TOTALS	RPI 1-25	RPI 26-50	W-L RECORDS	RPI 51-100	RPI 101-150	RPI 150+			
17- 8	1- 2	1- 3	OVERALL	0- 2	6- 0	9- 1			
6- 3	0- 0	1- 1	HOME	0- 1	1- 0	4- 1			
8- 3	0- 1	0- 1	AWAY	0- 1	4- 0	4- 0			
3- 2	1- 1	0- 1	NEUTRAL	0- 0	1- 0	1- 0			
6- 6	1- 2	0- 2	NON-CONFERENCE	0- 2	2- 0	3- 0			
1- 2	0- 0	0- 1	HOME	0- 1	0- 0	1- 0			
2- 2	0- 1	0- 0	AWAY	0- 1	1- 0	1- 0			
3- 2	1- 1	0- 1	NEUTRAL	0- 0	1- 0	1- 0			
11- 2	0- 0	1- 1	CONFERENCE	0- 0	4- 0	6- 1			
5- 1	0- 0	1- 0	HOME	0- 0	1- 0	3- 1			
6- 1	0- 0	0- 1	AWAY	0- 0	3- 0	3- 0			
0- 0	0- 0	0- 0	NEUTRAL	0- 0	0- 0	0- 0			

RPI 1-25				RPI 26-50				RPI 51-100 Team's RPI: 54				RPI 101+			
RPI	S	Opponent	Score	RPI	S	Opponent	Score	RPI	S	Opponent	Score	RPI	S	Opponent	Score
1	A	UConn	65 <b>98</b>	45	N	Georgia Tech	68 <b>81</b>	72	A	Virginia	56 <b>66</b>	108	H	Saint Joseph's	64 59
15	N	Texas A&M	74 57	46	H	Quinnipiac	60 <b>63</b>	83	H	Toledo	72 <b>76</b>	113	A	Duquesne	75 64
22	N	Creighton	53 <b>56</b>	48	A	George Washington	39 <b>52</b>					115	A	Saint Louis	78 67
				48	H	George Washington	50 48					131	N	Old Dominion	77 69
												132	A	VCU	68 48
												133	A	Princeton	62 56
												162	H	La Salle	51 <b>54</b>
												176	A	George Mason	60 48
												207	A	Wisconsin	83 64
												229	A	St. Bonaventure	62 60
												230	H	Richmond	55 39
												253	N	Liberty	82 53
												272	A	Davidson	68 52
												290	H	Massachusetts	77 65
												307	H	Rhode Island	81 51
												339	H	Morgan St.	61 42
LAST 12 Division I GAMES:															
48	A	George Washington	39 <b>52</b>	108	H	Saint Joseph's	64 59								
230	H	Richmond	55 39	115	A	Saint Louis	78 67								
132	A	VCU	68 48	113	A	Duquesne	75 64								
272	A	Davidson	68 52	48	H	George Washington	50 48								
307	H	Rhode Island	81 51	229	A	St. Bonaventure	62 60								
176	A	George Mason	60 48	290	H	Massachusetts	77 65								

Non-Div I Games:

Dayton

■ Loss, 
 ■ Non-Conf, 
 ■ S Site, 
 ■ Home 
 ■ A Away 
 N Neutral



Average RPI Win: 149		WON-LOST	WINNING	LAST 10	STRENGTH OF	OPP. STRENGTH	TEAM	ADJ.	CONF.	ADJ CONF.
Average RPI Loss: 16		RECORD	PCT. RANK	GAMES	SCHEDULE	OF SCHEDULE	RPI	RPI	RPI	RPI
DIV. I ONLY		22- 5	18	9- 1	49	48	19	19	7	7
DIV. I NON-CONF.		8- 4	97	0- 0	18	18	36	36	7	7
TOTALS		RPI 1-25	RPI 26-50		W-L RECORDS		RPI 51-100	RPI 101-150	RPI 150+	
22- 5	2- 4	3- 1		OVERALL		4- 0	0- 0		13- 0	
11- 2	1- 1	0- 1		HOME		2- 0	0- 0		8- 0	
9- 2	1- 2	2- 0		AWAY		1- 0	0- 0		5- 0	
2- 1	0- 1	1- 0		NEUTRAL		1- 0	0- 0		0- 0	
8- 4	0- 4	1- 0		NON-CONFERENCE		2- 0	0- 0		5- 0	
5- 1	0- 1	0- 0		HOME		1- 0	0- 0		4- 0	
1- 2	0- 2	0- 0		AWAY		0- 0	0- 0		1- 0	
2- 1	0- 1	1- 0		NEUTRAL		1- 0	0- 0		0- 0	
14- 1	2- 0	2- 1		CONFERENCE		2- 0	0- 0		8- 0	
6- 1	1- 0	0- 1		HOME		1- 0	0- 0		4- 0	
8- 0	1- 0	2- 0		AWAY		1- 0	0- 0		4- 0	
0- 0	0- 0	0- 0		NEUTRAL		0- 0	0- 0		0- 0	

RPI	S	Opponent	Score	RPI	S	Opponent	Score	RPI	S	Opponent	Score	RPI	S	Opponent	Score
1	A	UConn	46 91	33	N	Syracuse	108 84	57	H	Northwestern	89 66	167	A	Providence	64 55
2	H	Notre Dame	61 75	43	H	Marquette	101 102	73	A	St. John's (NY)	78 66	167	H	Providence	61 56
8	N	Baylor	72 104	49	A	Georgetown	76 53	73	H	St. John's (NY)	54 51	181	A	Xavier	70 43
22	A	Creighton	60 56	50	A	Villanova	80 50	80	N	Western Ky.	77 69	181	H	Xavier	85 69
22	H	Creighton	79 65									184	H	UAB	90 80
24	A	Temple	74 84									196	H	Appalachian St.	99 58
												197	A	Seton Hall	96 65
												197	H	Seton Hall	86 60
												237	A	Butler	92 62
												237	H	Butler	100 69
												248	H	UT Martin	100 68
												299	H	Prairie View	94 62
												321	A	Loyola Chicago	107 46
LAST 12 Division I GAMES:															
237	A	Butler	92 62	43	H	Marquette	101 102								
181	A	Xavier	70 43	181	H	Xavier	85 69								
197	H	Seton Hall	86 60	237	H	Butler	100 69								
73	H	St. John's (NY)	54 51	73	A	St. John's (NY)	78 66								
167	A	Providence	64 55	197	A	Seton Hall	96 65								
22	A	Creighton	60 56	22	H	Creighton	79 65								

Non-Div I Games:

DePaul

Delaware

Through Games Of Feb. 14, 2017

Average RPI Win:	193	WON-LOST	WINNING	LAST 10	STRENGTH OF	OPP. STRENGTH	TEAM	ADJ.	CONF.	ADJ CONF.
Average RPI Loss:	88	RECORD	PCT. RANK	GAMES	SCHEDULE	OF SCHEDULE	RPI	RPI	RPI	RPI
DIV. I ONLY	14- 10	126	7- 3	76	133	118	118	8	8	
DIV. I NON-CONF.	6- 5	148	0- 0	88	246	152	152	8	8	
TOTALS	RPI 1-25	RPI 26-50	W-L RECORDS	RPI 51-100	RPI 101-150	RPI 150+				
14- 10	0- 0	0- 4	OVERALL	0- 2	2- 2	12- 2				
8- 6	0- 0	0- 2	HOME	0- 1	1- 1	7- 2				
6- 2	0- 0	0- 2	AWAY	0- 0	1- 0	5- 0				
0- 2	0- 0	0- 0	NEUTRAL	0- 1	0- 1	0- 0				
6- 5	0- 0	0- 1	NON-CONFERENCE	0- 1	1- 1	5- 2				
4- 3	0- 0	0- 1	HOME	0- 0	1- 0	3- 2				
2- 0	0- 0	0- 0	AWAY	0- 0	0- 0	2- 0				
0- 2	0- 0	0- 0	NEUTRAL	0- 1	0- 1	0- 0				
8- 5	0- 0	0- 3	CONFERENCE	0- 1	1- 1	7- 0				
4- 3	0- 0	0- 1	HOME	0- 1	0- 1	4- 0				
4- 2	0- 0	0- 2	AWAY	0- 0	1- 0	3- 0				
0- 0	0- 0	0- 0	NEUTRAL	0- 0	0- 0	0- 0				

RPI S	Opponent	Score	RPI S	Opponent	Score	RPI S	Opponent	Score	RPI S	Opponent	Score	Team's RPI: 118
30	A Elon	42 69	39	A James Madison	42 77	52	N Michigan St.	64 81	130	A William & Mary	68 54	
39	H James Madison	51 66	49	H Georgetown	46 54	66	H Drexel	44 54	130	H William & Mary	49 60	
									133	H Princeton	66 62	
									138	N Detroit	64 66	
									156	H Army West Point	47 61	
									176	H George Mason	67 51	
									180	H Northeastern	65 53	
									183	H Hartford	66 67	
									188	A Towson	73 67	
									190	A American	56 55	
									191	A Hofstra	73 56	
									191	H Hofstra	56 45	
									203	H Col. of Charleston	71 66	
									206	A UNCW	63 52	
									206	H UNCW	57 40	
									212	H Robert Morris	67 65	
									229	H St. Bonaventure	43 40	
									261	A Loyola Maryland	47 45	
LAST 12 Division I GAMES:												
191	H Hofstra	56 45	203	H Col. of Charleston	71 66							
39	A James Madison	42 77	180	H Northeastern	65 53							
66	H Drexel	44 54	191	A Hofstra	73 56							
206	H UNCW	57 40	39	H James Madison	51 66							
188	A Towson	73 67	30	A Elon	42 69							
130	A William & Mary	68 54	206	A UNCW	63 52							

Non-Div I Games:

Delaware

Loss, Non-Conf, S Site, H Home A Away N Neutral

Average RPI Win:	340	WON-LOST	WINNING	LAST 10	STRENGTH OF	OPP. STRENGTH	TEAM	ADJ.	CONF.	ADJ CONF.
Average RPI Loss:	227	RECORD	PCT. RANK	GAMES	SCHEDULE	OF SCHEDULE	RPI	RPI	RPI	RPI
DIV. I ONLY	3- 23	339	2- 8	338	327	348	348	32	32	
DIV. I NON-CONF.	1- 12	332	0- 0	258	230	332	332	31	31	
TOTALS	RPI 1-25	RPI 26-50	W-L RECORDS	RPI 51-100	RPI 101-150	RPI 150+				
3- 23	0- 0	0- 0	OVERALL	0- 3	0- 3	3- 17				
1- 7	0- 0	0- 0	HOME	0- 0	0- 2	1- 5				
2- 16	0- 0	0- 0	AWAY	0- 3	0- 1	2- 12				
0- 0	0- 0	0- 0	NEUTRAL	0- 0	0- 0	0- 0				
1- 12	0- 0	0- 0	NON-CONFERENCE	0- 3	0- 3	1- 6				
0- 3	0- 0	0- 0	HOME	0- 0	0- 2	0- 1				
1- 9	0- 0	0- 0	AWAY	0- 3	0- 1	1- 5				
0- 0	0- 0	0- 0	NEUTRAL	0- 0	0- 0	0- 0				
2- 11	0- 0	0- 0	CONFERENCE	0- 0	0- 0	2- 11				
1- 4	0- 0	0- 0	HOME	0- 0	0- 0	1- 4				
1- 7	0- 0	0- 0	AWAY	0- 0	0- 0	1- 7				
0- 0	0- 0	0- 0	NEUTRAL	0- 0	0- 0	0- 0				

RPI S	Opponent	Score	RPI S	Opponent	Score	RPI S	Opponent	Score	RPI S	Opponent	Score	Team's RPI: 348
						60	A Virginia Tech	48 88	128	H Cornell	51 72	
						66	A Drexel	44 69	130	A William & Mary	48 82	
						78	A Iowa St.	57 88	138	H Detroit	71 90	
									162	A La Salle	38 78	
									170	H Hampton	52 83	
									181	A Xavier	53 86	
									191	A Hofstra	44 64	
									221	A Bethune-Cookman	58 72	
									249	H Norfolk St.	74 82	
									262	A Savannah St.	57 64	
									277	A N.C. A&T	44 83	
									277	H N.C. A&T	60 68	
									301	A Coppin St.	64 77	
									303	A Lehigh	80 91	
									317	H NJIT	43 57	
									333	A Wagner	61 49	
									336	A Longwood	77 88	
									339	A Morgan St.	47 74	
									343	A N.C. Central	63 68	
									343	H N.C. Central	55 51	
									344	A Florida A&M	61 69	
									344	H Florida A&M	56 65	
									345	A South Carolina St.	72 70	
LAST 12 Division I GAMES:												
301	A	Coppin St.	64	77	344	H	Florida A&M	56	65			
339	A	Morgan St.	47	74	262	A	Savannah St.	57	64			
344	A	Florida A&M	61	69	345	A	South Carolina St.	72	70			
221	A	Bethune-Cookman	58	72	249	H	Norfolk St.	74	82			
277	H	N.C. A&T	60	68	170	H	Hampton	52	83			
343	H	N.C. Central	55	51	343	A	N.C. Central	63	68			

Non-Div I Games:

Delaware St.

Average RPI Win: <b>290</b>	WON-LOST	WINNING	LAST 10	STRENGTH OF	OPP. STRENGTH	TEAM	ADJ.	CONF.	ADJ CONF.
Average RPI Loss: <b>143</b>	RECORD	PCT. RANK	GAMES	SCHEDULE	OF SCHEDULE	RPI	RPI	RPI	RPI
DIV. I ONLY	6- 19	302	3- 7	189	243	295	295	11	11
DIV. I NON-CONF.	3- 10	280	0- 0	280	310	328	328	10	10
TOTALS	RPI 1-25	RPI 26-50	W-L RECORDS	RPI 51-100	RPI 101-150	RPI 150+			
6- 19	0- 0	0- 1	OVERALL	0- 9	0- 1	6- 8			
4- 8	0- 0	0- 1	HOME	0- 3	0- 0	4- 4			
2- 10	0- 0	0- 0	AWAY	0- 2	0- 1	2- 1			
0- 1	0- 0	0- 0	NEUTRAL	0- 1	0- 0	0- 0			
3- 10	0- 0	0- 0	NON-CONFERENCE	0- 3	0- 1	3- 6			
3- 2	0- 0	0- 0	HOME	0- 0	0- 0	3- 2			
0- 7	0- 0	0- 0	AWAY	0- 2	0- 1	0- 4			
0- 1	0- 0	0- 0	NEUTRAL	0- 1	0- 0	0- 0			
3- 9	0- 0	0- 1	CONFERENCE	0- 6	0- 0	3- 2			
1- 6	0- 0	0- 1	HOME	0- 3	0- 0	1- 2			
2- 3	0- 0	0- 0	AWAY	0- 3	0- 0	2- 0			
0- 0	0- 0	0- 0	NEUTRAL	0- 0	0- 0	0- 0			

Denver

Denver

RPI S	Opponent	Score	RPI S	Opponent	Score	RPI S	Opponent	Score	RPI S	Opponent	Score	Team's RPI: 295
36	H South Dakota St.	63 <b>72</b>	58	A Colorado St.	49 <b>76</b>	114	A Northern Colo.	48 <b>68</b>				
			62	A IUPUI	49 <b>71</b>	151	A Oral Roberts	47 45				
			62	H IUPUI	45 <b>67</b>	153	H Omaha	73 <b>82</b>				
			64	N UNI	68 <b>79</b>	174	A Idaho St.	64 <b>65</b>				
			68	A South Dakota	64 <b>70</b>	180	H Northeastern	69 <b>72</b>				
			68	H South Dakota	44 <b>53</b>	225	A Grand Canyon	70 <b>73</b>				
			94	A Western Ill.	62 <b>87</b>	227	H Seattle U	72 <b>75</b>				
			94	H Western Ill.	68 <b>80</b>	293	H Pepperdine	75 67				
			100	A Wyoming	49 <b>59</b>	298	H North Dakota St.	80 <b>86</b>				
						305	A Northern Ariz.	67 <b>82</b>				
						309	H Air Force	65 52				
						324	A Fort Wayne	78 72				
						324	H Fort Wayne	78 50				
						329	A Utah Valley	58 <b>72</b>				
						341	H Cal St. Fullerton	77 58				
LAST 12 Division I GAMES:												
94	H Western Ill.	68 <b>80</b>	36	H South Dakota St.	63 <b>72</b>							
62	H IUPUI	45 <b>67</b>	62	A IUPUI	49 <b>71</b>							
324	H Fort Wayne	78 50	324	A Fort Wayne	78 72							
68	H South Dakota	44 <b>53</b>	94	A Western Ill.	62 <b>87</b>							
151	A Oral Roberts	47 45	298	H North Dakota St.	80 <b>86</b>							
153	H Omaha	73 <b>82</b>	68	A South Dakota	64 <b>70</b>							

Non-Div I Games:

Denver

Average RPI Win:	221	WON-LOST	WINNING	LAST 10	STRENGTH OF	OPP. STRENGTH	TEAM	ADJ.	CONF.	ADJ CONF.
Average RPI Loss:	137	RECORD	PCT. RANK	GAMES	SCHEDULE	OF SCHEDULE	RPI	RPI	RPI	RPI
DIV. I ONLY	14- 10	126	7- 3	184	186	138	138	20	20	
DIV. I NON-CONF.	4- 7	224	0- 0	261	100	224	224	21	21	
TOTALS	RPI 1-25	RPI 26-50	W-L RECORDS	RPI 51-100	RPI 101-150	RPI 150+				
14- 10	0- 0	1- 1	OVERALL	0- 2	2- 2	11- 5				
9- 2	0- 0	1- 0	HOME	0- 0	1- 0	7- 2				
4- 8	0- 0	0- 1	AWAY	0- 2	0- 2	4- 3				
1- 0	0- 0	0- 0	NEUTRAL	0- 0	1- 0	0- 0				
4- 7	0- 0	0- 0	NON-CONFERENCE	0- 2	2- 1	2- 4				
1- 2	0- 0	0- 0	HOME	0- 0	1- 0	0- 2				
2- 5	0- 0	0- 0	AWAY	0- 2	0- 1	2- 2				
1- 0	0- 0	0- 0	NEUTRAL	0- 0	1- 0	0- 0				
10- 3	0- 0	1- 1	CONFERENCE	0- 0	0- 1	9- 1				
8- 0	0- 0	1- 0	HOME	0- 0	0- 0	7- 0				
2- 3	0- 0	0- 1	AWAY	0- 0	0- 1	2- 1				
0- 0	0- 0	0- 0	NEUTRAL	0- 0	0- 0	0- 0				

RPI S	Opponent	Score	RPI S	Opponent	Score	RPI S	Opponent	Score	RPI S	Opponent	Score	Team's RPI: 138
34	A Green Bay	55 60	34	H Green Bay	76 72	55	A Minnesota	91 111	105	H Kent St.	73 52	
						83	A Toledo	66 72	118	N Delaware	66 64	
									144	A East Carolina	81 83	
									150	A Wright St.	69 77	
									165	A CSUN	67 76	
									166	A Oakland	80 71	
									166	H Oakland	71 61	
									171	H Western Mich.	65 75	
									172	A Milwaukee	69 81	
									172	H Milwaukee	77 63	
									176	H George Mason	54 55	
									185	H Cleveland St.	66 54	
									217	A Bradley	60 70	
									282	A Northern Ky.	55 53	
									282	H Northern Ky.	57 49	
									289	A Eastern Mich.	77 64	
									311	H Valparaiso	85 60	
									314	H Youngstown St.	80 63	
									325	H Ill.-Chicago	98 76	
									348	A Delaware St.	90 71	
LAST 12 Division I GAMES:												
166	H Oakland	71 61	314	H Youngstown St.	80 63							
34	H Green Bay	76 72	282	H Northern Ky.	57 49							
172	H Milwaukee	77 63	172	A Milwaukee	69 81							
282	A Northern Ky.	55 53	34	A Green Bay	55 60							
150	A Wright St.	69 77	166	A Oakland	80 71							
185	H Cleveland St.	66 54	325	H Ill.-Chicago	98 76							

Non-Div I Games:

Detroit

Detroit

## Drake

Through Games Of Feb. 14, 2017

Average RPI Win:	189	WON-LOST	WINNING	LAST 10	STRENGTH OF	OPP. STRENGTH	TEAM	ADJ.	CONF.	ADJ CONF.
Average RPI Loss:	42	RECORD	PCT. RANK	GAMES	SCHEDULE	OF SCHEDULE	RPI	RPI	RPI	RPI
DIV. I ONLY	19- 4	17	10- 0	134	109	38	38	16	16	
DIV. I NON-CONF.	6- 4	127	0- 0	17	7	25	25	14	14	
TOTALS	RPI 1-25	RPI 26-50	W-L RECORDS	RPI 51-100	RPI 101-150	RPI 150+				
19- 4	0- 1	1- 2	OVERALL	3- 1	2- 0	13- 0				
9- 0	0- 0	1- 0	HOME	2- 0	0- 0	6- 0				
9- 3	0- 1	0- 1	AWAY	1- 1	1- 0	7- 0				
1- 1	0- 0	0- 1	NEUTRAL	0- 0	1- 0	0- 0				
6- 4	0- 1	1- 2	NON-CONFERENCE	2- 1	2- 0	1- 0				
3- 0	0- 0	1- 0	HOME	2- 0	0- 0	0- 0				
2- 3	0- 1	0- 1	AWAY	0- 1	1- 0	1- 0				
1- 1	0- 0	0- 1	NEUTRAL	0- 0	1- 0	0- 0				
13- 0	0- 0	0- 0	CONFERENCE	1- 0	0- 0	12- 0				
6- 0	0- 0	0- 0	HOME	0- 0	0- 0	6- 0				
7- 0	0- 0	0- 0	AWAY	1- 0	0- 0	6- 0				
0- 0	0- 0	0- 0	NEUTRAL	0- 0	0- 0	0- 0				

RPI 1-25				RPI 26-50				Team's RPI: 38				RPI 51-100				RPI 101+			
RPI	S	Opponent	Score	RPI	S	Opponent	Score	RPI	S	Opponent	Score	RPI	S	Opponent	Score	RPI	S	Opponent	Score
22	A	Creighton	77 80	34	A	Green Bay	48 71	64	A	UNI	88 79	125	N	Eastern Wash.	93 78				
				35	N	Auburn	80 85	78	A	Iowa St.	67 75	135	A	North Dakota	99 91				
				47	H	Iowa	81 76	82	H	Northern Ill.	95 86	152	A	Missouri St.	90 64				
								100	H	Wyoming	63 50	168	A	Southern Ill.	71 60				
												168	H	Southern Ill.	75 59				
												201	A	Nebraska	84 70				
												202	H	Indiana St.	76 62				
												205	A	Wichita St.	83 78				
												217	A	Bradley	93 60				
												217	H	Bradley	98 46				
												280	A	Evansville	73 48				
												280	H	Evansville	82 65				
												313	A	Illinois St.	87 36				
												313	H	Illinois St.	101 49				
												321	H	Loyola Chicago	89 46				
LAST 12 Division I GAMES:																			
217	H	Bradley	98 46	321	H	Loyola Chicago	89 46												
313	H	Illinois St.	101 49	313	A	Illinois St.	87 36												
280	A	Evansville	73 48	217	A	Bradley	93 60												
168	A	Southern Ill.	71 60	168	H	Southern Ill.	75 59												
64	A	UNI	88 79	280	H	Evansville	82 65												
202	H	Indiana St.	76 62	152	A	Missouri St.	90 64												

Non-Div I Games: Clarke 118 43

Drake

■ Loss, 
 ■ Non-Conf, S Site, 
 ■ Home 
 ■ Away 
 N Neutral

Average RPI Win: <b>183</b>	WON-LOST	WINNING	LAST 10	STRENGTH OF	OPP. STRENGTH	TEAM	ADJ.	CONF.	ADJ CONF.
Average RPI Loss: <b>79</b>	RECORD	PCT. RANK	GAMES	SCHEDULE	OF SCHEDULE	RPI	RPI	RPI	RPI
DIV. I ONLY	18- 6	43	7- 3	193	87	66	66	8	8
DIV. I NON-CONF.	9- 2	37	0- 0	237	127	65	65	8	8
TOTALS	RPI 1-25	RPI 26-50	W-L RECORDS	RPI 51-100	RPI 101-150	RPI 150+			
18- 6	0- 0	1- 3	OVERALL	1- 2	4- 0	12- 1			
11- 1	0- 0	1- 1	HOME	1- 0	2- 0	7- 0			
5- 5	0- 0	0- 2	AWAY	0- 2	2- 0	3- 1			
2- 0	0- 0	0- 0	NEUTRAL	0- 0	0- 0	2- 0			
9- 2	0- 0	1- 0	NON-CONFERENCE	1- 2	2- 0	5- 0			
5- 0	0- 0	1- 0	HOME	1- 0	1- 0	2- 0			
2- 2	0- 0	0- 0	AWAY	0- 2	1- 0	1- 0			
2- 0	0- 0	0- 0	NEUTRAL	0- 0	0- 0	2- 0			
9- 4	0- 0	0- 3	CONFERENCE	0- 0	2- 0	7- 1			
6- 1	0- 0	0- 1	HOME	0- 0	1- 0	5- 0			
3- 3	0- 0	0- 2	AWAY	0- 0	1- 0	2- 1			
0- 0	0- 0	0- 0	NEUTRAL	0- 0	0- 0	0- 0			

RPI S	Opponent	Score	RPI S	Opponent	Score	RPI S	Opponent	Score	RPI S	Opponent	Score
30	A Elon	65 <b>75</b>	30	H Elon	45 <b>48</b>	74	A Bucknell	66 <b>78</b>	108	H Saint Joseph's	60 49
33	H Syracuse	62 61	33	H Syracuse	62 61	76	H Penn St.	83 60	118	A Delaware	54 44
39	A James Madison	47 <b>54</b>	39	A James Madison	47 <b>54</b>	98	A Vanderbilt	63 <b>73</b>	128	A Cornell	63 53
									130	H William & Mary	65 48
									176	N George Mason	82 71
									180	A Northeastern	63 33
									180	H Northeastern	74 51
									188	H Towson	58 48
									191	H Hofstra	65 43
									203	A Col. of Charleston	75 <b>79</b>
									203	H Col. of Charleston	70 57
									206	A UNCW	71 38
									206	H UNCW	76 51
									224	H Niagara	69 57
									290	N Massachusetts	65 47
									315	A Lafayette	81 39
									348	H Delaware St.	69 44
LAST 12 Division I GAMES:											
206	H UNCW	76 51	191	H Hofstra	65 43						
130	H William & Mary	65 48	203	H Col. of Charleston	70 57						
118	A Delaware	54 44	30	A Elon	65 <b>75</b>						
203	A Col. of Charleston	75 <b>79</b>	206	A UNCW	71 38						
180	H Northeastern	74 51	180	A Northeastern	63 33						
39	A James Madison	47 <b>54</b>	30	H Elon	45 <b>48</b>						

Non-Div I Games:

Drexel

Average RPI Win:	116	WON-LOST	WINNING	LAST 10	STRENGTH OF	OPP. STRENGTH	TEAM	ADJ.	CONF.	ADJ CONF.
Average RPI Loss:	34	RECORD	PCT. RANK	GAMES	SCHEDULE	OF SCHEDULE	RPI	RPI	RPI	RPI
DIV. I ONLY	22- 4	11	8- 2	36	11	10	10	3	3	
DIV. I NON-CONF.	12- 1	7	0- 0	105	26	9	9	4	4	
TOTALS	RPI 1-25	RPI 26-50	W-L RECORDS	RPI 51-100	RPI 101-150	RPI 150+				
22- 4	3- 2	4- 1	OVERALL	4- 1	4- 0	7- 0				
15- 0	3- 0	3- 0	HOME	3- 0	3- 0	3- 0				
7- 4	0- 2	1- 1	AWAY	1- 1	1- 0	4- 0				
0- 0	0- 0	0- 0	NEUTRAL	0- 0	0- 0	0- 0				
12- 1	2- 0	2- 0	NON-CONFERENCE	1- 1	2- 0	5- 0				
8- 0	2- 0	2- 0	HOME	1- 0	1- 0	2- 0				
4- 1	0- 0	0- 0	AWAY	0- 1	1- 0	3- 0				
0- 0	0- 0	0- 0	NEUTRAL	0- 0	0- 0	0- 0				
10- 3	1- 2	2- 1	CONFERENCE	3- 0	2- 0	2- 0				
7- 0	1- 0	1- 0	HOME	2- 0	2- 0	1- 0				
3- 3	0- 2	1- 1	AWAY	1- 0	0- 0	1- 0				
0- 0	0- 0	0- 0	NEUTRAL	0- 0	0- 0	0- 0				

RPI	S	Opponent	Score	RPI	S	Opponent	Score	RPI	S	Opponent	Score	RPI	S	Opponent	Score
2	A	Notre Dame	58 62	28	A	North Carolina St.	52 55	60	H	Virginia Tech	84 59	106	H	Clemson	65 37
3	H	South Carolina	74 63	30	H	Elon	68 61	69	H	Wake Forest	71 43	109	H	North Carolina	70 58
6	A	Florida St.	45 69	33	H	Syracuse	72 55	72	A	Virginia	70 51	110	A	Long Beach St.	83 46
13	H	Louisville	58 55	45	A	Georgia Tech	75 68	90	H	Penn	68 55	131	H	Old Dominion	92 64
16	H	Kentucky	69 54	50	H	Villanova	68 50	98	A	Vanderbilt	73 77	154	H	Pittsburgh	62 48
LAST 12 Division I GAMES:															
154	H	Pittsburgh	62 48	164	A	Boston College	67 44	60	H	Virginia Tech	84 59	28	A	North Carolina St.	52 55
33	H	Syracuse	72 55	60	H	Virginia Tech	84 59	109	H	North Carolina	70 58	6	A	Florida St.	45 69
72	A	Virginia	70 51	28	A	North Carolina St.	52 55	45	A	Georgia Tech	75 68				
106	H	Clemson	65 37	109	H	North Carolina	70 58								
69	H	Wake Forest	71 43	6	A	Florida St.	45 69								
2	A	Notre Dame	58 62												

Non-Div I Games:

Duke

■ Loss, 
 ■ Non-Conf, S Site, 
 ■ Home 
 ■ Away 
 N Neutral



RPI 1-25				RPI 26-50				RPI 51-100				RPI 101+ Team's RPI: 113			
RPI	S	Opponent	Score	RPI	S	Opponent	Score	RPI	S	Opponent	Score	RPI	S	Opponent	Score
18	H	Maryland	57 77	40	A	Ohio	46 64	54	H	Dayton	64 75	103	H	Charlotte	63 77
25	A	Ohio St.	69 89	48	A	George Washington	73 63	67	A	California	66 86	108	A	Saint Joseph's	58 60
				48	H	George Washington	40 75	71	H	Buffalo	69 71	115	H	Saint Louis	94 65
								73	A	St. John's (NY)	71 65	127	A	Fordham	51 64
												132	H	VCU	70 51
												154	H	Pittsburgh	63 54
												160	A	Iona	61 58
												162	A	La Salle	76 68
												176	H	George Mason	76 57
												226	A	Akron	67 57
												229	A	St. Bonaventure	56 69
												230	H	Richmond	73 61
												272	H	Davidson	73 51
												288	N	Western Caro.	65 50
												290	A	Massachusetts	67 75
												303	H	Lehigh	63 49
												315	H	Lafayette	67 52
LAST 12 Division I GAMES:															
				67	A	California	66 86	229	A	St. Bonaventure	56 69				
				132	H	VCU	70 51	115	H	Saint Louis	94 65				
				176	H	George Mason	76 57	290	A	Massachusetts	67 75				
				108	A	Saint Joseph's	58 60	54	H	Dayton	64 75				
				48	A	George Washington	73 63	272	H	Davidson	73 51				
				230	H	Richmond	73 61	162	A	La Salle	76 68				

Duquesne

Page 73

Average RPI Win:	246	WON-LOST	WINNING	LAST 10	STRENGTH OF	OPP. STRENGTH	TEAM	ADJ.	CONF.	ADJ CONF.
Average RPI Loss:	123	RECORD	PCT. RANK	GAMES	SCHEDULE	OF SCHEDULE	RPI	RPI	RPI	RPI
DIV. I ONLY	14- 11	138	6- 4	235	157	187	187	17	17	
DIV. I NON-CONF.	8- 7	164	2- 0	298	138	221	221	20	20	
TOTALS	RPI 1-25	RPI 26-50	W-L RECORDS	RPI 51-100	RPI 101-150	RPI 150+				
14- 11	0- 1	0- 1	OVERALL	0- 3	1- 3	13- 3				
7- 6	0- 1	0- 1	HOME	0- 2	1- 1	6- 1				
6- 4	0- 0	0- 0	AWAY	0- 1	0- 1	6- 2				
1- 1	0- 0	0- 0	NEUTRAL	0- 0	0- 1	1- 0				
8- 7	0- 1	0- 1	NON-CONFERENCE	0- 1	1- 1	7- 3				
4- 4	0- 1	0- 1	HOME	0- 1	1- 0	3- 1				
3- 2	0- 0	0- 0	AWAY	0- 0	0- 0	3- 2				
1- 1	0- 0	0- 0	NEUTRAL	0- 0	0- 1	1- 0				
6- 4	0- 0	0- 0	CONFERENCE	0- 2	0- 2	6- 0				
3- 2	0- 0	0- 0	HOME	0- 1	0- 1	3- 0				
3- 2	0- 0	0- 0	AWAY	0- 1	0- 1	3- 0				
0- 0	0- 0	0- 0	NEUTRAL	0- 0	0- 0	0- 0				

RPI 1-25				RPI 26-50				RPI 51-100				RPI 101+ Team's RPI: 187			
RPI	S	Opponent	Score	RPI	S	Opponent	Score	RPI	S	Opponent	Score	RPI	S	Opponent	Score
14	H	Tennessee	58 83	30	H	Elon	51 79	77	A	Chattanooga	45 60	102	A	Mercer	55 72
								77	H	Chattanooga	62 70	102	H	Mercer	56 71
								98	H	Vanderbilt	72 80	129	N	Maine	48 61
												131	H	Old Dominion	70 60
												196	H	Appalachian St.	68 71
												208	A	Campbell	56 55
												223	H	UNCG	60 52
												237	A	Butler	68 59
												238	H	Murray St.	79 60
												239	A	Wofford	77 69
												240	A	Samford	69 57
												240	H	Samford	61 56
												241	A	Furman	74 64
												243	A	Austin Peay	74 77
												257	A	Tennessee Tech	82 76
												272	H	Davidson	76 56
												282	A	Northern Ky.	56 62
												288	H	Western Caro.	76 57
												301	N	Coppin St.	70 58
												328	H	Winthrop	62 45
LAST 12 Division I GAMES:															
				77	H	Chattanooga	62 70	223	H	UNCG	60 52				
				102	H	Mercer	56 71	77	A	Chattanooga	45 60				
				240	H	Samford	61 56	240	A	Samford	69 57				
				239	A	Wofford	77 69	102	A	Mercer	55 72				
				241	A	Furman	74 64	131	H	Old Dominion	70 60				
				288	H	Western Caro.	76 57	301	N	Coppin St.	70 58				

Non-Div I Games:

ETSU

■ Loss, 
 ■ Non-Conf, S Site, 
 ■ Home 
 ■ Away 
 N Neutral

# East Carolina

Through Games Of Feb. 14, 2017

Average RPI Win:	194	WON-LOST	WINNING	LAST 10	STRENGTH OF	OPP. STRENGTH	TEAM	ADJ.	CONF.	ADJ CONF.
Average RPI Loss:	70	RECORD	PCT. RANK	GAMES	SCHEDULE	OF SCHEDULE	RPI	RPI	RPI	RPI
DIV. I ONLY	9- 15	239	1- 9	29	78	144	144	5	5	
DIV. I NON-CONF.	8- 4	97	0- 0	109	258	93	93	5	5	
TOTALS	RPI 1-25	RPI 26-50	W-L RECORDS	RPI 51-100	RPI 101-150	RPI 150+				
9- 15	0- 4	0- 4	OVERALL	1- 1	2- 5	6- 1				
6- 7	0- 2	0- 3	HOME	1- 0	1- 1	4- 1				
1- 7	0- 2	0- 1	AWAY	0- 0	0- 4	1- 0				
2- 1	0- 0	0- 0	NEUTRAL	0- 1	1- 0	1- 0				
8- 4	0- 0	0- 1	NON-CONFERENCE	0- 1	2- 2	6- 0				
5- 1	0- 0	0- 1	HOME	0- 0	1- 0	4- 0				
1- 2	0- 0	0- 0	AWAY	0- 0	0- 2	1- 0				
2- 1	0- 0	0- 0	NEUTRAL	0- 1	1- 0	1- 0				
1- 11	0- 4	0- 3	CONFERENCE	1- 0	0- 3	0- 1				
1- 6	0- 2	0- 2	HOME	1- 0	0- 1	0- 1				
0- 5	0- 2	0- 1	AWAY	0- 0	0- 2	0- 0				
0- 0	0- 0	0- 0	NEUTRAL	0- 0	0- 0	0- 0				

RPI	S	Opponent	Score	RPI	S	Opponent	Score	RPI	S	Opponent	Score	RPI	S	Opponent	Score	Team's RPI: 144
1	A	UConn	45 90	32	A	South Fla.	48 79	53	N	West Virginia	47 79	103	A	Charlotte	64 79	
1	H	UConn	44 91	32	H	South Fla.	66 76	86	H	SMU	58 57	111	H	UCF	42 54	
24	A	Temple	47 78	35	H	Auburn	52 61					130	A	William & Mary	72 82	
24	H	Temple	43 76	42	H	Tulane	45 61					138	H	Detroit	83 81	
												140	A	Tulsa	92 100	
												143	A	Cincinnati	64 74	
												146	N	Ball St.	82 69	
												182	H	Houston	62 73	
												206	H	UNCW	75 65	
												220	H	Presbyterian	54 46	
												228	H	Southern U.	62 55	
												230	A	Richmond	71 60	
												242	N	Marist	70 68	
												250	H	UMES	66 58	
LAST 12 Division I GAMES:																
24	H	Temple	43 76	111	H	UCF	42 54									
32	H	South Fla.	66 76	32	A	South Fla.	48 79									
182	H	Houston	62 73	24	A	Temple	47 78									
140	A	Tulsa	92 100	86	H	SMU	58 57									
1	H	UConn	44 91	1	A	UConn	45 90									
143	A	Cincinnati	64 74	42	H	Tulane	45 61									

Non-Div I Games: Greensboro 107 40

East Carolina

Loss, Non-Conf, S Site, H Home A Away N Neutral

Average RPI Win:	275	WON-LOST	WINNING	LAST 10	STRENGTH OF	OPP. STRENGTH	TEAM	ADJ.	CONF.	ADJ CONF.
Average RPI Loss:	210	RECORD	PCT. RANK	GAMES	SCHEDULE	OF SCHEDULE	RPI	RPI	RPI	RPI
DIV. I ONLY	6- 17	295	3- 7	241	331	310	310	26	26	
DIV. I NON-CONF.	2- 8	288	0- 0	203	348	291	291	26	26	
TOTALS	RPI 1-25	RPI 26-50	W-L RECORDS	RPI 51-100	RPI 101-150	RPI 150+				
6- 17	0- 0	0- 0	OVERALL	0- 2	0- 3	6- 12				
3- 7	0- 0	0- 0	HOME	0- 1	0- 1	3- 5				
3- 10	0- 0	0- 0	AWAY	0- 1	0- 2	3- 7				
0- 0	0- 0	0- 0	NEUTRAL	0- 0	0- 0	0- 0				
2- 8	0- 0	0- 0	NON-CONFERENCE	0- 1	0- 3	2- 4				
0- 3	0- 0	0- 0	HOME	0- 0	0- 1	0- 2				
2- 5	0- 0	0- 0	AWAY	0- 1	0- 2	2- 2				
0- 0	0- 0	0- 0	NEUTRAL	0- 0	0- 0	0- 0				
4- 9	0- 0	0- 0	CONFERENCE	0- 1	0- 0	4- 8				
3- 4	0- 0	0- 0	HOME	0- 1	0- 0	3- 3				
1- 5	0- 0	0- 0	AWAY	0- 0	0- 0	1- 5				
0- 0	0- 0	0- 0	NEUTRAL	0- 0	0- 0	0- 0				

RPI 1-25				RPI 26-50				RPI 51-100				RPI 101+				Team's RPI: 310	
RPI	S	Opponent	Score	RPI	S	Opponent	Score	RPI	S	Opponent	Score	RPI	S	Opponent	Score		
								75	H	Belmont	58	77	119	A	Stetson	55	72
								94	A	Western Ill.	62	83	143	A	Cincinnati	64	78
												150	H	Wright St.	61	71	
												185	H	Cleveland St.	56	66	
												192	A	Morehead St.	62	66	
												202	H	Indiana St.	61	88	
												222	H	SIUE	59	75	
												238	A	Murray St.	74	92	
												243	H	Austin Peay	59	69	
												248	A	UT Martin	72	74	
												248	H	UT Martin	80	70	
												252	H	Jacksonville St.	71	67	
												257	H	Tennessee Tech	54	46	
												270	A	Tennessee St.	58	69	
												271	A	Southeast Mo. St.	71	62	
												271	H	Southeast Mo. St.	65	107	
												280	A	Evansville	73	63	
												302	A	Eastern Ky.	85	88	
												311	A	Valparaiso	68	73	
												313	A	Illinois St.	49	60	
												344	A	Florida A&M	66	50	
LAST 12 Division I GAMES:																	
271	H	Southeast Mo. St.	65	107	248	H	UT Martin	80	70								
248	A	UT Martin	72	74	243	H	Austin Peay	59	69								
257	H	Tennessee Tech	54	46	238	A	Murray St.	74	92								
270	A	Tennessee St.	58	69	302	A	Eastern Ky.	85	88								
222	H	SIUE	59	75	192	A	Morehead St.	62	66								
271	A	Southeast Mo. St.	71	62	252	H	Jacksonville St.	71	67								

Non-Div I Games: Ill.-Springfield 74 60 Millikin 97 54

Eastern Ill.

■ Loss, 
■ Non-Conf, 
■ S Site, 
■ H Home 
■ A Away 
N Neutral

Average RPI Win:	264	WON-LOST	WINNING	LAST 10	STRENGTH OF	OPP. STRENGTH	TEAM	ADJ.	CONF.	ADJ CONF.
Average RPI Loss:	197	RECORD	PCT. RANK	GAMES	SCHEDULE	OF SCHEDULE	RPI	RPI	RPI	RPI
DIV. I ONLY	8- 16	259	4- 6	248	311	302	302	26	26	
DIV. I NON-CONF.	2- 10	305	0- 0	294	303	338	338	26	26	
TOTALS	RPI 1-25	RPI 26-50	W-L RECORDS	RPI 51-100	RPI 101-150	RPI 150+				
8- 16	0- 0	0- 0	OVERALL	0- 2	0- 3	8- 11				
6- 4	0- 0	0- 0	HOME	0- 1	0- 0	6- 3				
1- 9	0- 0	0- 0	AWAY	0- 1	0- 3	1- 5				
1- 3	0- 0	0- 0	NEUTRAL	0- 0	0- 0	1- 3				
2- 10	0- 0	0- 0	NON-CONFERENCE	0- 1	0- 3	2- 6				
1- 3	0- 0	0- 0	HOME	0- 1	0- 0	1- 2				
0- 4	0- 0	0- 0	AWAY	0- 0	0- 3	0- 1				
1- 3	0- 0	0- 0	NEUTRAL	0- 0	0- 0	1- 3				
6- 6	0- 0	0- 0	CONFERENCE	0- 1	0- 0	6- 5				
5- 1	0- 0	0- 0	HOME	0- 0	0- 0	5- 1				
1- 5	0- 0	0- 0	AWAY	0- 1	0- 0	1- 4				
0- 0	0- 0	0- 0	NEUTRAL	0- 0	0- 0	0- 0				

RPI S	Opponent	Score	RPI S	Opponent	Score	RPI S	Opponent	Score	RPI S	Opponent	Score	Team's RPI: 302
						75	A Belmont	58 74	105	A Kent St.	67 80	
						80	H Western Ky.	63 90	115	A Saint Louis	51 78	
									150	A Wright St.	73 85	
									171	N Western Mich.	59 74	
									192	A Morehead St.	54 80	
									192	H Morehead St.	65 58	
									213	N Miami (OH)	54 65	
									222	H SIUE	75 63	
									223	A UNCG	66 81	
									226	H Akron	57 63	
									238	A Murray St.	64 70	
									243	H Austin Peay	80 71	
									248	A UT Martin	56 66	
									252	H Jacksonville St.	49 54	
									257	A Tennessee Tech	51 53	
									264	H Bowling Green	57 55	
									270	H Tennessee St.	66 62	
									271	A Southeast Mo. St.	74 63	
									288	H Western Caro.	61 72	
									310	H Eastern Ill.	88 85	
									324	N Fort Wayne	59 68	
									339	N Morgan St.	66 58	
LAST 12 Division I GAMES:												
			192	H Morehead St.	65 58		192	A Morehead St.	54 80			
			238	A Murray St.	64 70		270	H Tennessee St.	66 62			
			248	A UT Martin	56 66		75	A Belmont	58 74			
			243	H Austin Peay	80 71		310	H Eastern Ill.	88 85			
			257	A Tennessee Tech	51 53		222	H SIUE	75 63			
			252	H Jacksonville St.	49 54		271	A Southeast Mo. St.	74 63			

Non-Div I Games: Ohio Valley 88 30

Eastern Ky.

■ Loss, 
 ■ Non-Conf, 
 ■ S Site, 
 ■ H Home 
 ■ A Away 
 N Neutral

Average RPI Win: 279		WON-LOST	WINNING	LAST 10	STRENGTH OF	OPP. STRENGTH	TEAM	ADJ.	CONF.	ADJ CONF.
Average RPI Loss: 128		RECORD	PCT. RANK	GAMES	SCHEDULE	OF SCHEDULE	RPI	RPI	RPI	RPI
DIV. I ONLY		5- 18	309	1- 9	165	155	289	289	10	10
DIV. I NON-CONF.		4- 7	224	0- 0	204	255	243	243	11	11
TOTALS		RPI 1-25	RPI 26-50	W-L RECORDS	RPI 51-100	RPI 101-150	RPI 150+			
5- 18	0- 0		0- 2	OVERALL	0- 5	0- 5	5- 6			
3- 7	0- 0		0- 0	HOME	0- 2	0- 2	3- 3			
1- 9	0- 0		0- 1	AWAY	0- 3	0- 2	1- 3			
1- 2	0- 0		0- 1	NEUTRAL	0- 0	0- 1	1- 0			
4- 7	0- 0		0- 1	NON-CONFERENCE	0- 2	0- 2	4- 2			
2- 2	0- 0		0- 0	HOME	0- 0	0- 1	2- 1			
1- 3	0- 0		0- 0	AWAY	0- 2	0- 0	1- 1			
1- 2	0- 0		0- 1	NEUTRAL	0- 0	0- 1	1- 0			
1- 11	0- 0		0- 1	CONFERENCE	0- 3	0- 3	1- 4			
1- 5	0- 0		0- 0	HOME	0- 2	0- 1	1- 2			
0- 6	0- 0		0- 1	AWAY	0- 1	0- 2	0- 2			
0- 0	0- 0		0- 0	NEUTRAL	0- 0	0- 0	0- 0			

RPI 1-25				RPI 26-50				RPI 51-100				RPI 101+				Team's RPI: 289	
RPI	S	Opponent	Score	RPI	S	Opponent	Score	RPI	S	Opponent	Score	RPI	S	Opponent	Score		
				40	A	Ohio	51 68	59	H	Central Mich.	63 104	105	A	Kent St.	65 83		
				42	N	Tulane	50 62	69	A	Wake Forest	61 89	105	H	Kent St.	67 86		
								82	A	Northern Ill.	73 85	114	N	Northern Colo.	57 58		
								83	H	Toledo	49 66	138	H	Detroit	64 77		
								99	A	Purdue	50 77	146	A	Ball St.	49 78		
												171	H	Western Mich.	67 76		
												192	A	Morehead St.	73 78		
												209	H	Monmouth	68 75		
												213	A	Miami (OH)	61 72		
												213	H	Miami (OH)	63 79		
												226	A	Akron	62 80		
												229	H	St. Bonaventure	75 56		
												258	N	Georgia St.	69 59		
												264	H	Bowling Green	81 74		
												309	H	Air Force	65 44		
												335	A	Incarinate Word	66 47		
LAST 12 Division I GAMES:																	
				213	H	Miami (OH)	63 79	146	A	Ball St.	49 78						
				105	A	Kent St.	65 83	171	H	Western Mich.	67 76						
				59	H	Central Mich.	63 104	213	A	Miami (OH)	61 72						
				226	A	Akron	62 80	105	H	Kent St.	67 86						
				264	H	Bowling Green	81 74	83	H	Toledo	49 66						
				40	A	Ohio	51 68	82	A	Northern Ill.	73 85						

Non-Div I Games:	Ferris St.	68	50
------------------	------------	----	----

Eastern Mich.

■ Loss, ■ Non-Conf, S Site, H Home A Away N Neutral

Average RPI Win:	245	WON-LOST	WINNING	LAST 10	STRENGTH OF	OPP. STRENGTH	TEAM	ADJ.	CONF.	ADJ CONF.
Average RPI Loss:	85	RECORD	PCT. RANK	GAMES	SCHEDULE	OF SCHEDULE	RPI	RPI	RPI	RPI
DIV. I ONLY	13- 10	135	7- 3	124	213	125	125	19	19	
DIV. I NON-CONF.	4- 6	209	0- 0	42	172	114	114	18	18	
TOTALS	RPI 1-25	RPI 26-50	W-L RECORDS	RPI 51-100	RPI 101-150	RPI 150+				
13- 10	0- 1	0- 3	OVERALL	0- 4	2- 1	11- 1				
6- 3	0- 0	0- 0	HOME	0- 2	2- 1	4- 0				
6- 5	0- 1	0- 1	AWAY	0- 2	0- 0	6- 1				
1- 2	0- 0	0- 2	NEUTRAL	0- 0	0- 0	1- 0				
4- 6	0- 1	0- 3	NON-CONFERENCE	0- 2	0- 0	4- 0				
1- 1	0- 0	0- 0	HOME	0- 1	0- 0	1- 0				
2- 3	0- 1	0- 1	AWAY	0- 1	0- 0	2- 0				
1- 2	0- 0	0- 2	NEUTRAL	0- 0	0- 0	1- 0				
9- 4	0- 0	0- 0	CONFERENCE	0- 2	2- 1	7- 1				
5- 2	0- 0	0- 0	HOME	0- 1	2- 1	3- 0				
4- 2	0- 0	0- 0	AWAY	0- 1	0- 0	4- 1				
0- 0	0- 0	0- 0	NEUTRAL	0- 0	0- 0	0- 0				

RPI	S	Opponent	Score	RPI	S	Opponent	Score	RPI	S	Opponent	Score	RPI	S	Opponent	Score	Team's RPI: 125
7	A	Washington	52 100	30	N	Elon	55 76	65	H	Gonzaga	54 73	114	H	Northern Colo.	67 61	
				38	N	Drake	78 93	70	A	Montana St.	83 88	124	H	Idaho	67 57	
				42	A	Tulane	51 63	70	H	Montana St.	61 72	135	H	North Dakota	71 75	
								88	A	Boise St.	64 67	165	A	CSUN	71 57	
												174	H	Idaho St.	58 41	
												215	H	Weber St.	99 85	
												241	N	Furman	68 56	
												256	A	Portland St.	68 62	
												286	A	Sacramento St.	72 65	
												287	A	Southern Utah	67 66	
												305	A	Northern Ariz.	47 56	
												326	A	Montana	60 46	
												326	H	Montana	64 57	
												329	A	Utah Valley	83 50	
												341	H	Cal St. Fullerton	84 67	
LAST 12 Division I GAMES:																
114	H	Northern Colo.	67 61	287	A	Southern Utah	67 66									
135	H	North Dakota	71 75	305	A	Northern Ariz.	47 56									
256	A	Portland St.	68 62	215	H	Weber St.	99 85									
286	A	Sacramento St.	72 65	174	H	Idaho St.	58 41									
70	H	Montana St.	61 72	326	A	Montana	60 46									
326	H	Montana	64 57	70	A	Montana St.	83 88									

Non-Div I Games: Multnomah 88 30

Eastern Wash.

■ Loss, 
 ■ Non-Conf, 
 ■ S Site, 
 ■ Home 
 ■ A Away 
 N Neutral

Average RPI Win:	159	WON-LOST	WINNING	LAST 10	STRENGTH OF	OPP. STRENGTH	TEAM	ADJ.	CONF.	ADJ CONF.
Average RPI Loss:	50	RECORD	PCT. RANK	GAMES	SCHEDULE	OF SCHEDULE	RPI	RPI	RPI	RPI
DIV. I ONLY	18- 6	43	4- 1	60	89	30	30	8	8	
DIV. I NON-CONF.	7- 4	114	2- 0	41	76	42	42	8	8	
TOTALS	RPI 1-25	RPI 26-50	W-L RECORDS	RPI 51-100	RPI 101-150	RPI 150+				
18- 6	0- 1	0- 3	OVERALL	4- 1	3- 1	11- 0				
7- 2	0- 0	0- 1	HOME	2- 1	1- 0	4- 0				
9- 4	0- 1	0- 2	AWAY	2- 0	1- 1	6- 0				
2- 0	0- 0	0- 0	NEUTRAL	0- 0	1- 0	1- 0				
7- 4	0- 1	0- 1	NON-CONFERENCE	2- 1	1- 1	4- 0				
2- 1	0- 0	0- 0	HOME	1- 1	0- 0	1- 0				
3- 3	0- 1	0- 1	AWAY	1- 0	0- 1	2- 0				
2- 0	0- 0	0- 0	NEUTRAL	0- 0	1- 0	1- 0				
11- 2	0- 0	0- 2	CONFERENCE	2- 0	2- 0	7- 0				
5- 1	0- 0	0- 1	HOME	1- 0	1- 0	3- 0				
6- 1	0- 0	0- 1	AWAY	1- 0	1- 0	4- 0				
0- 0	0- 0	0- 0	NEUTRAL	0- 0	0- 0	0- 0				

RPI 1-25				RPI 26-50				Team's RPI: 30				RPI 51-100				RPI 101+			
RPI	S	Opponent	Score	RPI	S	Opponent	Score	RPI	S	Opponent	Score	RPI	S	Opponent	Score	RPI	S	Opponent	Score
10	A	Duke	61 68	34	A	Green Bay	56 71	59	A	Central Mich.	71 57	109	A	North Carolina	73 78				
				39	A	James Madison	54 61	66	A	Drexel	48 45	118	H	Delaware	69 42				
				39	H	James Madison	70 76	66	H	Drexel	75 65	125	N	Eastern Wash.	76 55				
								69	H	Wake Forest	68 78	130	A	William & Mary	60 58				
								74	H	Bucknell	64 58	180	A	Northeastern	76 65				
												180	H	Northeastern	70 58				
												187	A	ETSU	79 51				
												188	H	Towson	83 55				
												191	A	Hofstra	64 53				
												194	H	Rutgers	66 54				
												203	A	Col. of Charleston	84 56				
												203	H	Col. of Charleston	70 57				
												206	A	UNCW	66 56				
												226	N	Akron	65 62				
												258	A	Georgia St.	84 67				
LAST 12 Division I GAMES:																			
				59	A	Central Mich.	71 57	191	A	Hofstra	64 53								
				125	N	Eastern Wash.	76 55	180	A	Northeastern	76 65								
				39	A	James Madison	54 61	130	A	William & Mary	60 58								
				180	H	Northeastern	70 58	39	H	James Madison	70 76								
				206	A	UNCW	66 56	66	H	Drexel	75 65								
				188	H	Towson	83 55	203	A	Col. of Charleston	84 56								

Non-Div I Games: King (TN) 93 47

Elon

■ Loss, 
 ■ Non-Conf, 
 ■ S Site, 
 ■ Home 
 ■ A Away 
 N Neutral



Average RPI Win:	262	WON-LOST	WINNING	LAST 10	STRENGTH OF	OPP. STRENGTH	TEAM	ADJ.	CONF.	ADJ CONF.
Average RPI Loss:	152	RECORD	PCT. RANK	GAMES	SCHEDULE	OF SCHEDULE	RPI	RPI	RPI	RPI
DIV. I ONLY	7- 16	278	1- 9	207	223	280	280	16	16	
DIV. I NON-CONF.	4- 6	209	0- 0	274	305	264	264	14	14	
TOTALS	RPI 1-25	RPI 26-50	W-L RECORDS	RPI 51-100	RPI 101-150	RPI 150+				
7- 16	0- 1	0- 2	OVERALL	0- 3	0- 1	7- 9				
5- 7	0- 0	0- 1	HOME	0- 1	0- 0	5- 5				
2- 9	0- 0	0- 1	AWAY	0- 0	0- 0	2- 1				
0- 0	0- 0	0- 0	NEUTRAL	0- 0	0- 0	0- 0				
4- 6	0- 1	0- 0	NON-CONFERENCE	0- 1	0- 1	4- 3				
2- 3	0- 0	0- 0	HOME	0- 0	0- 0	2- 3				
2- 3	0- 1	0- 0	AWAY	0- 1	0- 1	2- 0				
0- 0	0- 0	0- 0	NEUTRAL	0- 0	0- 0	0- 0				
3- 10	0- 0	0- 2	CONFERENCE	0- 2	0- 0	3- 6				
3- 4	0- 0	0- 1	HOME	0- 1	0- 0	3- 2				
0- 6	0- 0	0- 1	AWAY	0- 1	0- 0	0- 4				
0- 0	0- 0	0- 0	NEUTRAL	0- 0	0- 0	0- 0				

RPI S	Opponent	Score	RPI S	Opponent	Score	RPI S	Opponent	Score	RPI S	Opponent	Score	Team's RPI: 280
13	A Louisville	47 89	38	A Drake	65 82	57	A Northwestern	66 88	146	A Ball St.	49 84	
			38	H Drake	48 73	64	A UNI	40 54	152	A Missouri St.	43 68	
						64	H UNI	36 62	152	H Missouri St.	41 77	
									168	H Southern Ill.	63 60	
									185	H Cleveland St.	62 66	
									202	H Indiana St.	57 41	
									205	A Wichita St.	68 69	
									205	H Wichita St.	67 74	
									217	A Bradley	52 56	
									238	A Murray St.	82 77	
									243	H Austin Peay	68 54	
									271	H Southeast Mo. St.	74 76	
									310	H Eastern Ill.	63 73	
									311	A Valparaiso	70 65	
									313	A Illinois St.	58 71	
									321	H Loyola Chicago	67 36	
									349	H Alabama A&M	63 54	
LAST 12 Division I GAMES:												
152	A Missouri St.	43 68	168	H Southern Ill.	63 60							
205	A Wichita St.	68 69	205	H Wichita St.	67 74							
38	H Drake	48 73	152	H Missouri St.	41 77							
64	H UNI	36 62	64	A UNI	40 54							
217	A Bradley	52 56	38	A Drake	65 82							
313	A Illinois St.	58 71	321	H Loyola Chicago	67 36							

Non-Div I Games: Oakland City 108 68

Evansville

■ Loss, 
■ Non-Conf, 
■ S Site, 
■ H Home 
■ A Away 
N Neutral

Average RPI Win: <b>236</b>	WON-LOST	WINNING	LAST 10	STRENGTH OF	OPP. STRENGTH	TEAM	ADJ.	CONF.	ADJ CONF.
Average RPI Loss: <b>88</b>	RECORD	PCT. RANK	GAMES	SCHEDULE	OF SCHEDULE	RPI	RPI	RPI	RPI
DIV. I ONLY	19- 7	56	5- 2	208	182	96	96	23	23
DIV. I NON-CONF.	9- 6	127	0- 1	130	161	112	112	23	23
TOTALS	RPI 1-25	RPI 26-50	W-L RECORDS	RPI 51-100	RPI 101-150	RPI 150+			
19- 7	0- 1	0- 2	OVERALL	2- 1	1- 2	16- 1			
13- 0	0- 0	0- 0	HOME	2- 0	0- 0	11- 0			
6- 4	0- 0	0- 1	AWAY	0- 1	1- 1	5- 1			
0- 3	0- 1	0- 1	NEUTRAL	0- 0	0- 1	0- 0			
9- 6	0- 1	0- 2	NON-CONFERENCE	1- 0	0- 2	8- 1			
7- 0	0- 0	0- 0	HOME	1- 0	0- 0	6- 0			
2- 3	0- 0	0- 1	AWAY	0- 0	0- 1	2- 1			
0- 3	0- 1	0- 1	NEUTRAL	0- 0	0- 1	0- 0			
10- 1	0- 0	0- 0	CONFERENCE	1- 1	1- 0	8- 0			
6- 0	0- 0	0- 0	HOME	1- 0	0- 0	5- 0			
4- 1	0- 0	0- 0	AWAY	0- 1	1- 0	3- 0			
0- 0	0- 0	0- 0	NEUTRAL	0- 0	0- 0	0- 0			

RPI 1-25				RPI 26-50				RPI 51-100				Team's RPI: 96	RPI 101+			
RPI	S	Opponent	Score	RPI	S	Opponent	Score	RPI	S	Opponent	Score		RPI	S	Opponent	Score
25	N	Ohio St.	66 79	46	A	Quinnipiac	56 66	77	H	Chattanooga	68 55		105	N	Kent St.	64 77
				48	N	George Washington	47 76	89	A	Jacksonville	65 73		114	A	Northern Colo.	74 77
								89	H	Jacksonville	60 57		119	A	Stetson	84 71
													170	H	Hampton	60 49
													173	H	UC Riverside	60 45
													183	A	Hartford	70 63
													186	A	Illinois	73 82
													193	H	Siena	66 42
													262	H	Savannah St.	89 40
													273	A	Kennesaw St.	75 56
													273	H	Kennesaw St.	69 35
													276	A	North Florida	68 51
													276	H	North Florida	69 46
													277	H	N.C. A&T	67 41
													281	H	FIU	89 42
													300	A	Lipscomb	90 63
													300	H	Lipscomb	98 50
													317	H	NJIT	73 53
													320	H	USC Upstate	93 43
													331	A	Fla. Atlantic	65 50
LAST 12 Division I GAMES:																
				48	N	George Washington	47 76	89	H	Jacksonville	60 57					
				300	H	Lipscomb	98 50	320	H	USC Upstate	93 43					
				273	H	Kennesaw St.	69 35	317	H	NJIT	73 53					
				276	H	North Florida	69 46	273	A	Kennesaw St.	75 56					
				89	A	Jacksonville	65 73	300	A	Lipscomb	90 63					
				276	A	North Florida	68 51	119	A	Stetson	84 71					

Non-Div I Games: St. Thomas (FL) 71 48 Ave Maria 101 34

FGCU

Loss, Non-Conf, S Site, H Home A Away N Neutral

Average RPI Win:	291	WON-LOST	WINNING	LAST 10	STRENGTH OF	OPP. STRENGTH	TEAM	ADJ.	CONF.	ADJ CONF.
Average RPI Loss:	131	RECORD	PCT. RANK	GAMES	SCHEDULE	OF SCHEDULE	RPI	RPI	RPI	RPI
DIV. I ONLY	5- 18	309	3- 7	112	194	281	281	15	15	
DIV. I NON-CONF.	2- 9	293	0- 0	29	242	247	247	16	16	
TOTALS	RPI 1-25	RPI 26-50	W-L RECORDS	RPI 51-100	RPI 101-150	RPI 150+				
5- 18	0- 1	0- 2	OVERALL	0- 4	0- 3	5- 8				
4- 10	0- 1	0- 1	HOME	0- 1	0- 3	4- 4				
1- 8	0- 0	0- 1	AWAY	0- 3	0- 0	1- 4				
0- 0	0- 0	0- 0	NEUTRAL	0- 0	0- 0	0- 0				
2- 9	0- 1	0- 2	NON-CONFERENCE	0- 2	0- 1	2- 3				
2- 7	0- 1	0- 1	HOME	0- 1	0- 1	2- 3				
0- 2	0- 0	0- 1	AWAY	0- 1	0- 0	0- 0				
0- 0	0- 0	0- 0	NEUTRAL	0- 0	0- 0	0- 0				
3- 9	0- 0	0- 0	CONFERENCE	0- 2	0- 2	3- 5				
2- 3	0- 0	0- 0	HOME	0- 0	0- 2	2- 1				
1- 6	0- 0	0- 0	AWAY	0- 2	0- 0	1- 4				
0- 0	0- 0	0- 0	NEUTRAL	0- 0	0- 0	0- 0				

RPI	S	Opponent	Score	RPI	S	Opponent	Score	RPI	S	Opponent	Score	RPI	S	Opponent	Score	Team's RPI: 281
20	H	Miami (FL)	49 69	32	A	South Fla.	41 91	63	A	Middle Tenn.	43 95	103	H	Charlotte	54 101	
				49	H	Georgetown	53 66	80	A	Western Ky.	38 90	111	H	UCF	52 69	
								89	H	Jacksonville	56 71	131	H	Old Dominion	64 86	
								96	A	FGCU	42 89	161	H	UTSA	61 70	
												176	H	George Mason	51 67	
												184	A	UAB	68 82	
												189	A	Rice	55 74	
												199	H	Texas Southern	62 70	
												204	A	North Texas	49 69	
												212	H	Robert Morris	59 57	
												215	H	Weber St.	61 64	
												251	A	Marshall	52 70	
												290	H	Massachusetts	58 57	
												291	H	UTEP	88 87	
												331	A	Fla. Atlantic	65 60	
												331	H	Fla. Atlantic	74 65	
LAST 12 Division I GAMES:																
204	A	North Texas	49 69	63	A	Middle Tenn.	43 95									
189	A	Rice	55 74	161	H	UTSA	61 70									
103	H	Charlotte	54 101	291	H	UTEP	88 87									
131	H	Old Dominion	64 86	331	H	Fla. Atlantic	74 65									
331	A	Fla. Atlantic	65 60	80	A	Western Ky.	38 90									
184	A	UAB	68 82	251	A	Marshall	52 70									

Non-Div I Games:

FIU

■ Loss, 
 ■ Non-Conf, S Site, 
 ■ Home 
 ■ Away 
 N Neutral

## Fairfield

Through Games Of Feb. 14, 2017

Average RPI Win:	234	WON-LOST	WINNING	LAST 10	STRENGTH OF	OPP. STRENGTH	TEAM	ADJ.	CONF.	ADJ CONF.
Average RPI Loss:	163	RECORD	PCT. RANK	GAMES	SCHEDULE	OF SCHEDULE	RPI	RPI	RPI	RPI
DIV. I ONLY	14- 11	138	7- 3	250	198	169	169	18	18	
DIV. I NON-CONF.	3- 6	230	0- 0	213	269	231	231	17	17	
TOTALS	RPI 1-25	RPI 26-50	W-L RECORDS	RPI 51-100	RPI 101-150	RPI 150+				
14- 11	0- 1	1- 2	OVERALL	0- 0	1- 1	12- 7				
7- 3	0- 0	1- 0	HOME	0- 0	0- 0	6- 3				
7- 8	0- 1	0- 2	AWAY	0- 0	1- 1	6- 4				
0- 0	0- 0	0- 0	NEUTRAL	0- 0	0- 0	0- 0				
3- 6	0- 1	0- 1	NON-CONFERENCE	0- 0	0- 1	3- 3				
1- 2	0- 0	0- 0	HOME	0- 0	0- 0	1- 2				
2- 4	0- 1	0- 1	AWAY	0- 0	0- 1	2- 1				
0- 0	0- 0	0- 0	NEUTRAL	0- 0	0- 0	0- 0				
11- 5	0- 0	1- 1	CONFERENCE	0- 0	1- 0	9- 4				
6- 1	0- 0	1- 0	HOME	0- 0	0- 0	5- 1				
5- 4	0- 0	0- 1	AWAY	0- 0	1- 0	4- 3				
0- 0	0- 0	0- 0	NEUTRAL	0- 0	0- 0	0- 0				

RPI S	Opponent	Score	RPI S	Opponent	Score	RPI S	Opponent	Score	RPI S	Opponent	Score	Team's RPI: 169
24	A Temple	59 73	26	A Harvard	44 58				116	A Rider	68 67	
			46	A Quinnipiac	55 60				139	A Albany (NY)	45 59	
			46	H Quinnipiac	65 52				160	H Iona	68 59	
									162	A La Salle	61 68	
									193	A Siena	52 67	
									193	H Siena	61 57	
									195	H Sacred Heart	44 56	
									209	A Monmouth	71 68	
									209	H Monmouth	53 60	
									224	A Niagara	65 55	
									224	H Niagara	66 63	
									242	A Marist	55 71	
									246	A Canisius	49 63	
									261	H Loyola Maryland	58 57	
									283	A Manhattan	64 43	
									283	H Manhattan	71 56	
									304	A Mt. St. Mary's	70 57	
									307	H Rhode Island	65 72	
									316	A Saint Peter's	56 39	
									316	H Saint Peter's	50 38	
									340	A UMass Lowell	65 41	
LAST 12 Division I GAMES:												
316	A Saint Peter's	56 39	246	A Canisius	49 63							
283	A Manhattan	64 43	224	A Niagara	65 55							
316	H Saint Peter's	50 38	46	A Quinnipiac	55 60							
46	H Quinnipiac	65 52	116	A Rider	68 67							
224	H Niagara	66 63	283	H Manhattan	71 56							
209	H Monmouth	53 60	193	H Siena	61 57							

Non-Div I Games:

Fairfield

■ Loss, 
■ Non-Conf, 
■ S Site, 
■ H Home 
■ A Away 
N Neutral

Ralphie Brimmon				Through Games Of Feb. 17, 1917.						
Average RPI Win:	311	WON-LOST	WINNING	LAST 10	STRENGTH OF	OPP. STRENGTH	TEAM	ADJ.	CONF.	ADJ CONF.
Average RPI Loss:	266	RECORD	PCT. RANK	GAMES	SCHEDULE	OF SCHEDULE	RPI	RPI	RPI	RPI
DIV. I ONLY	8- 16	259	5- 5	349	344	338	338	31	31	
DIV. I NON-CONF.	2- 8	288	0- 0	346	339	346	346	32	32	
TOTALS	RPI 1-25	RPI 26-50	W-L RECORDS	RPI 51-100	RPI 101-150	RPI 150+				
8- 16	0- 0	0- 0	OVERALL	0- 0	0- 1	8- 15				
4- 8	0- 0	0- 0	HOME	0- 0	0- 0	4- 8				
4- 8	0- 0	0- 0	AWAY	0- 0	0- 1	4- 6				
0- 0	0- 0	0- 0	NEUTRAL	0- 0	0- 0	0- 0				
2- 8	0- 0	0- 0	NON-CONFERENCE	0- 0	0- 1	2- 7				
1- 3	0- 0	0- 0	HOME	0- 0	0- 0	1- 3				
1- 5	0- 0	0- 0	AWAY	0- 0	0- 1	1- 4				
0- 0	0- 0	0- 0	NEUTRAL	0- 0	0- 0	0- 0				
6- 8	0- 0	0- 0	CONFERENCE	0- 0	0- 0	6- 8				
3- 5	0- 0	0- 0	HOME	0- 0	0- 0	3- 5				
3- 3	0- 0	0- 0	AWAY	0- 0	0- 0	3- 3				
0- 0	0- 0	0- 0	NEUTRAL	0- 0	0- 0	0- 0				

RPI 1-25				RPI 26-50				RPI 51-100				RPI 101+				Team's RPI: 338	
RPI	S	Opponent	Score	RPI	S	Opponent	Score	RPI	S	Opponent	Score	RPI	S	Opponent	Score		
												149	A	New Mexico	56	83	
												156	A	Army West Point	58	86	
												195	H	Sacred Heart	58	56	
												198	H	Binghamton	69	80	
												209	A	Monmouth	63	72	
												212	H	Robert Morris	64	66	
												254	H	Howard	68	71	
												255	H	Saint Francis (PA)	79	82	
												297	A	Bryant	48	50	
												297	H	Bryant	48	56	
												304	A	Mt. St. Mary's	50	61	
												309	H	Air Force	48	56	
												312	A	Central Conn. St.	49	68	
												312	H	Central Conn. St.	77	64	
												316	A	Saint Peter's	43	65	
												317	A	NJIT	66	61	
												322	A	St. Francis Brooklyn	59	58	
												322	H	St. Francis Brooklyn	59	66	
												333	A	Wagner	59	53	
												333	H	Wagner	66	74	
												336	H	Longwood	75	59	
												337	A	LIU Brooklyn	67	54	
												337	H	LIU Brooklyn	64	46	
												340	A	UMass Lowell	55	61	
LAST 12 Division I GAMES:																	
				312	H	Central Conn. St.	77 64	322	H	St. Francis Brooklyn	59 66						
				337	A	LIU Brooklyn	67 54	337	H	LIU Brooklyn	64 46						
				195	H	Sacred Heart	58 56	304	A	Mt. St. Mary's	50 61						
				333	H	Wagner	66 74	312	A	Central Conn. St.	49 68						
				297	A	Bryant	48 50	297	H	Bryant	48 56						
				322	A	St. Francis Brooklyn	59 58	333	A	Wagner	59 53						

Non-Div I Games: Queens (NY)

54 70

Fairleigh Dickinson

Loss, Non-Conf, S Site, H Home A Away N Neutral

Average RPI Win:	267	WON-LOST	WINNING	LAST 10	STRENGTH OF	OPP. STRENGTH	TEAM	ADJ.	CONF.	ADJ CONF.
Average RPI Loss:	185	RECORD	PCT. RANK	GAMES	SCHEDULE	OF SCHEDULE	RPI	RPI	RPI	RPI
DIV. I ONLY	3- 19	331	0- 10	238	248	331	331	15	15	
DIV. I NON-CONF.	3- 7	250	0- 0	225	342	311	311	16	16	
TOTALS	RPI 1-25	RPI 26-50	W-L RECORDS	RPI 51-100	RPI 101-150	RPI 150+				
3- 19	0- 0	0- 0	OVERALL	0- 3	0- 4	3- 12				
3- 8	0- 0	0- 0	HOME	0- 1	0- 2	3- 5				
0- 11	0- 0	0- 0	AWAY	0- 2	0- 2	0- 7				
0- 0	0- 0	0- 0	NEUTRAL	0- 0	0- 0	0- 0				
3- 7	0- 0	0- 0	NON-CONFERENCE	0- 1	0- 2	3- 4				
3- 3	0- 0	0- 0	HOME	0- 1	0- 0	3- 2				
0- 4	0- 0	0- 0	AWAY	0- 0	0- 2	0- 2				
0- 0	0- 0	0- 0	NEUTRAL	0- 0	0- 0	0- 0				
0- 12	0- 0	0- 0	CONFERENCE	0- 2	0- 2	0- 8				
0- 5	0- 0	0- 0	HOME	0- 0	0- 2	0- 3				
0- 7	0- 0	0- 0	AWAY	0- 2	0- 0	0- 5				
0- 0	0- 0	0- 0	NEUTRAL	0- 0	0- 0	0- 0				

RPI S	Opponent	Score	RPI S	Opponent	Score	RPI S	Opponent	Score	RPI S	Opponent	Score	Team's RPI: 331
63	A Middle Tenn.	69	87	102	A Mercer	57	74	103	H Charlotte	66	72	
80	A Western Ky.	55	76	117	A Arizona	67	77	131	H Old Dominion	73	93	
96	H FGCU	50	65	161	H UTSA	62	72	184	A UAB	55	66	
				189	A Rice	55	89	202	H Indiana St.	70	67	
				204	A North Texas	57	79	204	A North Texas	57	79	
				225	A Grand Canyon	60	81	225	A Grand Canyon	60	81	
				230	H Richmond	67	77	230	H Richmond	67	77	
				250	H UMES	59	76	250	H UMES	59	76	
				251	A Marshall	53	76	251	A Marshall	53	76	
				252	H Jacksonville St.	63	55	252	H Jacksonville St.	63	55	
				276	A North Florida	88	95	276	A North Florida	88	95	
				281	A FIU	65	74	281	A FIU	65	74	
				281	H FIU	60	65	281	H FIU	60	65	
				291	H UTEP	50	51	291	H UTEP	50	51	
				347	H Jackson St.	67	58	347	H Jackson St.	67	58	
LAST 12 Division I GAMES:												
189	A Rice	55	89	184	A UAB	55	66					
204	A North Texas	57	79	291	H UTEP	50	51					
131	H Old Dominion	73	93	161	H UTSA	62	72					
103	H Charlotte	66	72	281	A FIU	65	74					
281	H FIU	60	65	251	A Marshall	53	76					
63	A Middle Tenn.	69	87	80	A Western Ky.	55	76					

Non-Div I Games: Fla. Memorial 84 64

Fla. Atlantic

Loss, Non-Conf, S Site, H Home A Away N Neutral

Average RPI Win:	186	WON-LOST	WINNING	LAST 10	STRENGTH OF	OPP. STRENGTH	TEAM	ADJ.	CONF.	ADJ CONF.
Average RPI Loss:	30	RECORD	PCT. RANK	GAMES	SCHEDULE	OF SCHEDULE	RPI	RPI	RPI	RPI
DIV. I ONLY	13- 12	167	4- 6	41	53	61	61	2	2	
DIV. I NON-CONF.	9- 4	85	0- 0	124	162	61	61	2	2	
TOTALS	RPI 1-25	RPI 26-50	W-L RECORDS	RPI 51-100	RPI 101-150	RPI 150+				
13- 12	1- 7	0- 3	OVERALL	3- 1	3- 1	6- 0				
2- 5	0- 3	0- 1	HOME	0- 0	1- 1	1- 0				
5- 6	0- 4	0- 1	AWAY	3- 1	1- 0	1- 0				
6- 1	1- 0	0- 1	NEUTRAL	0- 0	1- 0	4- 0				
9- 4	1- 2	0- 1	NON-CONFERENCE	1- 1	1- 0	6- 0				
1- 0	0- 0	0- 0	HOME	0- 0	0- 0	1- 0				
2- 3	0- 2	0- 0	AWAY	1- 1	0- 0	1- 0				
6- 1	1- 0	0- 1	NEUTRAL	0- 0	1- 0	4- 0				
4- 8	0- 5	0- 2	CONFERENCE	2- 0	2- 1	0- 0				
1- 5	0- 3	0- 1	HOME	0- 0	1- 1	0- 0				
3- 3	0- 2	0- 1	AWAY	2- 0	1- 0	0- 0				
0- 0	0- 0	0- 0	NEUTRAL	0- 0	0- 0	0- 0				

RPI	S	Opponent	Score	RPI	S	Opponent	Score	RPI	S	Opponent	Score	RPI	S	Opponent	Score
3	H	South Carolina	62 81	29	A	LSU	67 78	57	A	Northwestern	68 73	110	N	Long Beach St.	83 53
4	A	Mississippi St.	49 82	35	H	Auburn	75 82	77	A	Chattanooga	72 61	112	H	Ole Miss	75 84
6	A	Florida St.	58 83	41	N	Indiana	88 102	93	A	Georgia	76 68	136	H	Arkansas	57 53
14	H	Tennessee	75 84					98	A	Vanderbilt	93 73	141	A	Alabama	66 56
15	A	Texas A&M	76 84									232	N	South Ala.	85 33
15	H	Texas A&M	59 67									239	N	Wofford	74 51
23	A	Arizona St.	63 69									277	N	N.C. A&T	67 38
24	N	Temple	83 76									323	A	Arkansas St.	71 60
												330	H	Southeastern La.	102 51
												344	N	Florida A&M	78 65
LAST 12 Division I GAMES:															
141	A	Alabama	66 56	93	A	Georgia	76 68	15	H	Texas A&M	59 67				
136	H	Arkansas	57 53	4	A	Mississippi St.	49 82	3	H	South Carolina	62 81				
112	H	Ole Miss	75 84	29	A	LSU	67 78	29	A	LSU	67 78				
15	A	Texas A&M	76 84	35	H	Auburn	75 82								
98	A	Vanderbilt	93 73												
14	H	Tennessee	75 84												

Non-Div I Games:

Florida

■ Loss, 
■ Non-Conf, 
■ S Site, 
■ H Home 
■ A Away 
N Neutral

Average RPI Win:	313	WON-LOST	WINNING	LAST 10	STRENGTH OF	OPP. STRENGTH	TEAM	ADJ.	CONF.	ADJ CONF.
Average RPI Loss:	240	RECORD	PCT. RANK	GAMES	SCHEDULE	OF SCHEDULE	RPI	RPI	RPI	RPI
DIV. I ONLY	6- 17	295	6- 4	346	338	344	344	32	32	
DIV. I NON-CONF.	0- 11	335	0- 0	317	297	349	349	31	31	
TOTALS	RPI 1-25	RPI 26-50	W-L RECORDS	RPI 51-100	RPI 101-150	RPI 150+				
6- 17	0- 0	0- 0	OVERALL	0- 1	0- 1	6- 15				
4- 6	0- 0	0- 0	HOME	0- 0	0- 0	4- 6				
2- 7	0- 0	0- 0	AWAY	0- 0	0- 1	2- 6				
0- 4	0- 0	0- 0	NEUTRAL	0- 1	0- 0	0- 3				
0- 11	0- 0	0- 0	NON-CONFERENCE	0- 1	0- 1	0- 9				
0- 4	0- 0	0- 0	HOME	0- 0	0- 0	0- 4				
0- 3	0- 0	0- 0	AWAY	0- 0	0- 1	0- 2				
0- 4	0- 0	0- 0	NEUTRAL	0- 1	0- 0	0- 3				
6- 6	0- 0	0- 0	CONFERENCE	0- 0	0- 0	6- 6				
4- 2	0- 0	0- 0	HOME	0- 0	0- 0	4- 2				
2- 4	0- 0	0- 0	AWAY	0- 0	0- 0	2- 4				
0- 0	0- 0	0- 0	NEUTRAL	0- 0	0- 0	0- 0				

RPI 1-25				RPI 26-50				RPI 51-100				RPI 101+				Team's RPI: 344	
RPI	S	Opponent	Score	RPI	S	Opponent	Score	RPI	S	Opponent	Score	RPI	S	Opponent	Score		
								61	N	Florida	65 78	141	A	Alabama	46 81		
												153	H	Omaha	50 70		
												192	H	Morehead St.	48 53		
												221	H	Bethune-Cookman	41 64		
												230	N	Richmond	51 64		
												250	H	UMES	59 49		
												251	A	Marshall	67 77		
												252	N	Jacksonville St.	54 66		
												254	A	Howard	58 72		
												254	H	Howard	55 51		
												262	A	Savannah St.	52 56		
												265	N	Stony Brook	49 80		
												276	A	North Florida	60 71		
												277	A	N.C. A&T	57 65		
												288	H	Western Caro.	61 62		
												301	H	Coppin St.	62 70		
												310	H	Eastern Ill.	50 66		
												339	A	Morgan St.	61 26		
												339	H	Morgan St.	51 48		
												343	A	N.C. Central	49 52		
												348	A	Delaware St.	65 56		
												348	H	Delaware St.	69 61		
LAST 12 Division I GAMES:																	
				343	A	N.C. Central	49 52					250	H	UMES	59 49		
				277	A	N.C. A&T	57 65					221	H	Bethune-Cookman	41 64		
				348	H	Delaware St.	69 61					262	A	Savannah St.	52 56		
				254	H	Howard	55 51					339	H	Morgan St.	51 48		
				339	A	Morgan St.	61 26					301	H	Coppin St.	62 70		
				348	A	Delaware St.	65 56					254	A	Howard	58 72		

Non-Div I Games: Thomas (GA) 74 65 Stillman 69 59

Florida A&amp;M

■ Loss, 
 ■ Non-Conf, 
 ■ S Site, 
 ■ Home 
 ■ A Away 
 N Neutral



Average RPI Win:	105	WON-LOST	WINNING	LAST 10	STRENGTH OF	OPP. STRENGTH	TEAM	ADJ.	CONF.	ADJ CONF.
Average RPI Loss:	11	RECORD	PCT. RANK	GAMES	SCHEDULE	OF SCHEDULE	RPI	RPI	RPI	RPI
DIV. I ONLY	23- 3	6	9- 1	8	27	6	6	3	3	
DIV. I NON-CONF.	12- 2	21	0- 1	28	44	13	13	4	4	
TOTALS	RPI 1-25	RPI 26-50	W-L RECORDS	RPI 51-100	RPI 101-150	RPI 150+				
23- 3	4- 2	4- 1	OVERALL	6- 0	3- 0	6- 0				
11- 3	3- 2	2- 1	HOME	3- 0	0- 0	3- 0				
9- 0	1- 0	1- 0	AWAY	2- 0	3- 0	2- 0				
3- 0	0- 0	1- 0	NEUTRAL	1- 0	0- 0	1- 0				
12- 2	0- 2	2- 0	NON-CONFERENCE	4- 0	1- 0	5- 0				
6- 2	0- 2	1- 0	HOME	2- 0	0- 0	3- 0				
3- 0	0- 0	0- 0	AWAY	1- 0	1- 0	1- 0				
3- 0	0- 0	1- 0	NEUTRAL	1- 0	0- 0	1- 0				
11- 1	4- 0	2- 1	CONFERENCE	2- 0	2- 0	1- 0				
5- 1	3- 0	1- 1	HOME	1- 0	0- 0	0- 0				
6- 0	1- 0	1- 0	AWAY	1- 0	2- 0	1- 0				
0- 0	0- 0	0- 0	NEUTRAL	0- 0	0- 0	0- 0				

RPI	S	Opponent	Score	RPI	S	Opponent	Score	RPI	S	Opponent	Score	RPI	S	Opponent	Score
1	H	UConn	76 78	28	H	North Carolina St.	61 70	55	A	Minnesota	75 61	102	A	Mercer	83 40
5	H	Texas	88 92	31	N	Michigan	76 62	60	A	Virginia Tech	82 54	106	A	Clemson	86 27
10	H	Duke	69 45	33	H	Syracuse	77 58	61	H	Florida	83 58	109	A	North Carolina	90 77
13	H	Louisville	72 65	39	H	James Madison	84 64	65	N	Gonzaga	87 69	164	A	Boston College	85 53
20	A	Miami (FL)	81 66	45	A	Georgia Tech	69 63	69	H	Wake Forest	102 60	184	A	UAB	93 47
20	H	Miami (FL)	80 71					89	H	Jacksonville	90 47	252	H	Jacksonville St.	73 62
												276	H	North Florida	95 39
												288	H	Western Caro.	90 41
												328	N	Winthrop	98 35
LAST 12 Division I GAMES:															
5	H	Texas	88 92	33	H	Syracuse	77 58								
69	H	Wake Forest	102 60	106	A	Clemson	86 27								
20	H	Miami (FL)	80 71	13	H	Louisville	72 65								
164	A	Boston College	85 53	10	H	Duke	69 45								
45	A	Georgia Tech	69 63	109	A	North Carolina	90 77								
60	A	Virginia Tech	82 54	28	H	North Carolina St.	61 70								

Non-Div I Games:

Florida St.

■ Loss, 
■ Non-Conf, S Site, 
■ Home 
■ Away 
N Neutral

Average RPI Win: 202		WON-LOST	WINNING	LAST 10	STRENGTH OF	OPP. STRENGTH	TEAM	ADJ.	CONF.	ADJ CONF.
Average RPI Loss: 107		RECORD	PCT. RANK	GAMES	SCHEDULE	OF SCHEDULE	RPI	RPI	RPI	RPI
DIV. I ONLY		18- 10	96	5- 5	187	96	127	127	12	12
DIV. I NON-CONF.		9- 5	112	0- 0	110	72	117	117	12	12
TOTALS		RPI 1-25	RPI 26-50	W-L RECORDS		RPI 51-100	RPI 101-150	RPI 150+		
18- 10	0- 1	1- 1		OVERALL		0- 3	4- 3	13- 2		
14- 3	0- 0	1- 0		HOME		0- 2	4- 1	9- 0		
3- 6	0- 1	0- 1		AWAY		0- 0	0- 0	3- 0		
1- 1	0- 0	0- 0		NEUTRAL		0- 1	0- 0	1- 0		
9- 5	0- 1	1- 0		NON-CONFERENCE		0- 3	2- 0	6- 1		
8- 2	0- 0	1- 0		HOME		0- 2	2- 0	5- 0		
0- 2	0- 1	0- 0		AWAY		0- 0	0- 0	0- 1		
1- 1	0- 0	0- 0		NEUTRAL		0- 1	0- 0	1- 0		
9- 5	0- 0	0- 1		CONFERENCE		0- 0	2- 3	7- 1		
6- 1	0- 0	0- 0		HOME		0- 0	2- 1	4- 0		
3- 4	0- 0	0- 1		AWAY		0- 0	0- 2	3- 1		
0- 0	0- 0	0- 0		NEUTRAL		0- 0	0- 0	0- 0		

RPI 1-25				
RPI	S	Opponent	Score	
2	A	Notre Dame	36	67
RPI 26-50				
RPI	S	Opponent	Score	
44	H	Little Rock	65	43
48	A	George Washington	46	63
RPI 51-100				
RPI	S	Opponent	Score	
71	H	Buffalo	54	58
73	H	St. John's (NY)	45	59
85	N	Texas Tech	50	59
RPI 101+				
RPI	S	Opponent	Score	
108	A	Saint Joseph's	44	47
108	H	Saint Joseph's	44	39
113	H	Duquesne	64	51
115	A	Saint Louis	58	82
132	H	VCU	58	61
133	H	Princeton	57	55
139	H	Albany (NY)	89	82
160	A	Iona	46	55
164	H	Boston College	56	49
176	A	George Mason	53	49
216	N	Grambling	59	53
224	H	Niagara	92	69
229	A	St. Bonaventure	60	44
229	H	St. Bonaventure	57	45
230	H	Richmond	67	41
234	H	UNC Asheville	55	42
241	H	Furman	60	47
272	A	Davidson	51	52
272	H	Davidson	85	72
283	H	Manhattan	63	60
290	H	Massachusetts	74	43
307	A	Rhode Island	74	69

Non-Div I Games:

Fordham

Loss, Non-Conf, S Site, H Home A Away N Neutral

Fort Wayne

Through Games Of Feb. 14, 2017

Average RPI Win:	270	WON-LOST	WINNING	LAST 10	STRENGTH OF	OPP. STRENGTH	TEAM	ADJ.	CONF.	ADJ CONF.
Average RPI Loss:	163	RECORD	PCT. RANK	GAMES	SCHEDULE	OF SCHEDULE	RPI	RPI	RPI	RPI
DIV. I ONLY	4- 19	321	2- 8	269	153	324	324	11	11	
DIV. I NON-CONF.	2- 9	293	0- 0	299	214	318	318	10	10	
TOTALS	RPI 1-25	RPI 26-50	W-L RECORDS	RPI 51-100	RPI 101-150	RPI 150+				
4- 19	0- 0	0- 1	OVERALL	0- 5	0- 2	4- 11				
2- 8	0- 0	0- 0	HOME	0- 4	0- 0	2- 4				
1- 10	0- 0	0- 1	AWAY	0- 1	0- 2	1- 6				
1- 1	0- 0	0- 0	NEUTRAL	0- 0	0- 0	1- 1				
2- 9	0- 0	0- 0	NON-CONFERENCE	0- 1	0- 2	2- 6				
0- 3	0- 0	0- 0	HOME	0- 1	0- 0	0- 2				
1- 5	0- 0	0- 0	AWAY	0- 0	0- 2	1- 3				
1- 1	0- 0	0- 0	NEUTRAL	0- 0	0- 0	1- 1				
2- 10	0- 0	0- 1	CONFERENCE	0- 4	0- 0	2- 5				
2- 5	0- 0	0- 0	HOME	0- 3	0- 0	2- 2				
0- 5	0- 0	0- 1	AWAY	0- 1	0- 0	0- 3				
0- 0	0- 0	0- 0	NEUTRAL	0- 0	0- 0	0- 0				

RPI S	Opponent	Score	RPI S	Opponent	Score	RPI S	Opponent	Score	RPI S	Opponent	Score	Team's RPI: 324
36	A South Dakota St.	51 73	62	H IUPUI	48 62	105	A Kent St.	55 66				
			68	A South Dakota	59 87	150	A Wright St.	51 62				
			68	H South Dakota	55 82	151	A Oral Roberts	56 82				
			75	H Belmont	59 85	151	H Oral Roberts	59 75				
			94	H Western Ill.	53 75	153	H Omaha	65 62				
						166	H Oakland	61 82				
						171	A Western Mich.	35 61				
						186	A Illinois	33 56				
						213	N Miami (OH)	47 69				
						237	A Butler	64 70				
						278	H Coastal Caro.	57 72				
						295	A Denver	50 78				
						295	H Denver	72 78				
						298	A North Dakota St.	56 68				
						298	H North Dakota St.	72 68				
						302	N Eastern Ky.	68 59				
						325	A Ill.-Chicago	61 55				
LAST 12 Division I GAMES:												
298	H North Dakota St.	72 68	68	A South Dakota	59 87							
68	H South Dakota	55 82	295	H Denver	72 78							
295	A Denver	50 78	298	A North Dakota St.	56 68							
62	H IUPUI	48 62	36	A South Dakota St.	51 73							
153	H Omaha	65 62	151	A Oral Roberts	56 82							
151	H Oral Roberts	59 75	94	H Western Ill.	53 75							

Non-Div I Games: Defiance 76 58 Trine 71 80

Fort Wayne

Loss, Non-Conf, S Site, H Home A Away N Neutral

Average RPI Win:	230	WON-LOST	WINNING	LAST 10	STRENGTH OF	OPP. STRENGTH	TEAM	ADJ.	CONF.	ADJ CONF.
Average RPI Loss:	110	RECORD	PCT. RANK	GAMES	SCHEDULE	OF SCHEDULE	RPI	RPI	RPI	RPI
DIV. I ONLY	12- 10	147	6- 4	151	171	157	157	13	13	
DIV. I NON-CONF.	5- 4	143	0- 0	123	179	135	135	15	15	
TOTALS	RPI 1-25	RPI 26-50	W-L RECORDS	RPI 51-100	RPI 101-150	RPI 150+				
12- 10	0- 1	0- 0	OVERALL	2- 5	0- 1	10- 3				
5- 6	0- 0	0- 0	HOME	1- 2	0- 1	4- 3				
5- 4	0- 1	0- 0	AWAY	0- 3	0- 0	5- 0				
2- 0	0- 0	0- 0	NEUTRAL	1- 0	0- 0	1- 0				
5- 4	0- 1	0- 0	NON-CONFERENCE	1- 1	0- 0	4- 2				
1- 3	0- 0	0- 0	HOME	0- 1	0- 0	1- 2				
2- 1	0- 1	0- 0	AWAY	0- 0	0- 0	2- 0				
2- 0	0- 0	0- 0	NEUTRAL	1- 0	0- 0	1- 0				
7- 6	0- 0	0- 0	CONFERENCE	1- 4	0- 1	6- 1				
4- 3	0- 0	0- 0	HOME	1- 1	0- 1	3- 1				
3- 3	0- 0	0- 0	AWAY	0- 3	0- 0	3- 0				
0- 0	0- 0	0- 0	NEUTRAL	0- 0	0- 0	0- 0				

RPI 1-25				RPI 26-50				RPI 51-100				RPI 101+ Team's RPI: 157			
RPI	S	Opponent	Score	RPI	S	Opponent	Score	RPI	S	Opponent	Score	RPI	S	Opponent	Score
7	A	Washington	54 85					51	H	Utah	55 65	149	H	New Mexico	54 80
								58	A	Colorado St.	56 73	159	H	San Francisco	61 48
								58	H	Colorado St.	64 66	165	H	CSUN	57 61
								75	N	Belmont	62 53	178	H	Utah St.	47 52
								88	A	Boise St.	66 67	200	H	San Jose St.	88 74
								100	A	Wyoming	48 70	215	A	Weber St.	60 57
								100	H	Wyoming	52 47	218	A	Pacific	74 67
												244	H	UC Santa Barbara	49 50
												275	A	San Diego St.	59 51
												284	A	Nevada	71 70
												284	H	Nevada	68 54
												309	A	Air Force	72 56
												309	H	Air Force	63 40
												327	N	UC Irvine	63 45
LAST 12 Division I GAMES:															
58	H	Colorado St.	64 66	58	A	Colorado St.	56 73								
100	H	Wyoming	52 47	88	A	Boise St.	66 67								
275	A	San Diego St.	59 51	309	H	Air Force	63 40								
309	A	Air Force	72 56	200	H	San Jose St.	88 74								
178	H	Utah St.	47 52	100	A	Wyoming	48 70								
284	H	Nevada	68 54	284	A	Nevada	71 70								

Non-Div I Games: Biola 71 50 Cal St. Dom. Hills 73 60

Fresno St.

Average RPI Win: <b>251</b>	WON-LOST	WINNING	LAST 10	STRENGTH OF	OPP. STRENGTH	TEAM	ADJ.	CONF.	ADJ CONF.
Average RPI Loss: <b>163</b>	RECORD	PCT. RANK	GAMES	SCHEDULE	OF SCHEDULE	RPI	RPI	RPI	RPI
DIV. I ONLY	10- 13	210	2- 4	252	230	241	241	17	17
DIV. I NON-CONF.	4- 9	248	0- 1	273	240	308	308	20	20
TOTALS	RPI 1-25	RPI 26-50	W-L RECORDS	RPI 51-100	RPI 101-150	RPI 150+			
10- 13	0- 0	0- 0	OVERALL	1- 3	0- 4	9- 6			
8- 3	0- 0	0- 0	HOME	1- 0	0- 1	7- 2			
2- 9	0- 0	0- 0	AWAY	0- 1	0- 0	2- 0			
0- 1	0- 0	0- 0	NEUTRAL	0- 0	0- 1	0- 0			
4- 9	0- 0	0- 0	NON-CONFERENCE	0- 3	0- 3	4- 3			
4- 2	0- 0	0- 0	HOME	0- 0	0- 1	4- 1			
0- 6	0- 0	0- 0	AWAY	0- 3	0- 1	0- 2			
0- 1	0- 0	0- 0	NEUTRAL	0- 0	0- 1	0- 0			
6- 4	0- 0	0- 0	CONFERENCE	1- 0	0- 1	5- 3			
4- 1	0- 0	0- 0	HOME	1- 0	0- 0	3- 1			
2- 3	0- 0	0- 0	AWAY	0- 0	0- 1	2- 2			
0- 0	0- 0	0- 0	NEUTRAL	0- 0	0- 0	0- 0			

RPI 1-25				RPI 26-50				RPI 51-100				RPI 101+				Team's RPI: 241	
RPI	S	Opponent	Score	RPI	S	Opponent	Score	RPI	S	Opponent	Score	RPI	S	Opponent	Score		
								59	A	Central Mich.	71	81	102	A	Mercer	52	76
								69	A	Wake Forest	52	59	125	N	Eastern Wash.	56	68
								77	H	Chattanooga	65	48	127	A	Fordham	47	60
								93	A	Georgia	62	67	132	H	VCU	61	75
													187	H	ETSU	64	74
													206	A	UNCW	52	56
													223	A	UNCG	52	65
													223	H	UNCG	65	55
													230	H	Richmond	48	54
													234	H	UNC Asheville	63	51
													239	A	Wofford	69	49
													239	H	Wofford	65	60
													240	A	Samford	54	50
													272	A	Davidson	61	71
													288	A	Western Caro.	72	75
													288	H	Western Caro.	73	44
													308	H	Gardner-Webb	84	62
													320	H	USC Upstate	57	37
													343	H	N.C. Central	60	40
LAST 12 Division I GAMES:																	
				59	A	Central Mich.	71	81	240	A	Samford	54	50				
				239	H	Wofford	65	60	102	A	Mercer	52	76				
				223	A	UNCG	52	65	239	A	Wofford	69	49				
				288	A	Western Caro.	72	75	288	H	Western Caro.	73	44				
				77	H	Chattanooga	65	48	223	H	UNCG	65	55				
				187	H	ETSU	64	74	343	H	N.C. Central	60	40				

Non-Div I Games: Bob Jones 95 45 Mars Hill 81 46 Newberry 67 41

Furman

Loss, Non-Conf, S Site, H Home A Away N Neutral

## Ga. Southern

Through Games Of Feb. 14, 2017

Average RPI Win:	270	WON-LOST	WINNING	LAST 10	STRENGTH OF	OPP. STRENGTH	TEAM	ADJ.	CONF.	ADJ CONF.
Average RPI Loss:	159	RECORD	PCT. RANK	GAMES	SCHEDULE	OF SCHEDULE	RPI	RPI	RPI	RPI
DIV. I ONLY	10- 13	210	7- 3	246	279	236	236	21	21	
DIV. I NON-CONF.	3- 7	250	0- 0	169	312	252	252	19	19	
TOTALS	RPI 1-25	RPI 26-50	W-L RECORDS	RPI 51-100	RPI 101-150	RPI 150+				
10- 13	0- 0	0- 0	OVERALL	0- 1	0- 6	10- 6				
6- 5	0- 0	0- 0	HOME	0- 0	0- 3	6- 2				
4- 8	0- 0	0- 0	AWAY	0- 1	0- 3	4- 4				
0- 0	0- 0	0- 0	NEUTRAL	0- 0	0- 0	0- 0				
3- 7	0- 0	0- 0	NON-CONFERENCE	0- 1	0- 4	3- 2				
2- 2	0- 0	0- 0	HOME	0- 0	0- 2	2- 0				
1- 5	0- 0	0- 0	AWAY	0- 1	0- 2	1- 2				
0- 0	0- 0	0- 0	NEUTRAL	0- 0	0- 0	0- 0				
7- 6	0- 0	0- 0	CONFERENCE	0- 0	0- 2	7- 4				
4- 3	0- 0	0- 0	HOME	0- 0	0- 1	4- 2				
3- 3	0- 0	0- 0	AWAY	0- 0	0- 1	3- 2				
0- 0	0- 0	0- 0	NEUTRAL	0- 0	0- 0	0- 0				

RPI 1-25			RPI 26-50			RPI 51-100				RPI 101+			Team's RPI: 236				
RPI	S	Opponent	Score	RPI	S	Opponent	Score	RPI	S	Opponent	Score	RPI	S	Opponent	Score		
								62	A	IUPUI	57	83	102	H	Mercer	56	77
													106	A	Clemson	47	58
													107	A	Troy	67	77
													107	H	Troy	86	89
													111	H	UCF	54	74
													141	A	Alabama	48	66
													163	A	Louisiana	52	79
													163	H	Louisiana	63	60
													196	A	Appalachian St.	48	73
													196	H	Appalachian St.	53	50
													232	A	South Ala.	53	45
													232	H	South Ala.	46	55
													235	A	Charleston So.	54	55
													252	A	Jacksonville St.	55	67
													258	H	Georgia St.	54	58
													262	A	Savannah St.	50	45
													277	H	N.C. A&T	65	50
													278	A	Coastal Caro.	65	62
													278	H	Coastal Caro.	78	70
													332	A	La.-Monroe	65	44
													332	H	La.-Monroe	76	65
													345	H	South Carolina St.	74	58
LAST 12 Division I GAMES:																	
				278	A	Coastal Caro.	65	62					196	H	Appalachian St.	53	50
				196	A	Appalachian St.	48	73					278	H	Coastal Caro.	78	70
				332	H	La.-Monroe	76	65					163	A	Louisiana	52	79
				163	H	Louisiana	63	60					332	A	La.-Monroe	65	44
				232	A	South Ala.	53	45					107	H	Troy	86	89
				107	A	Troy	67	77					232	H	South Ala.	46	55

Non-Div I Games: Thomas (GA) 106 43

Ga. Southern

■ Loss, 
 ■ Non-Conf, S Site, 
 ■ Home 
 ■ Away 
 N Neutral

Average RPI Win:	299	WON-LOST	WINNING	LAST 10	STRENGTH OF	OPP. STRENGTH	TEAM	ADJ.	CONF.	ADJ CONF.
Average RPI Loss:	203	RECORD	PCT. RANK	GAMES	SCHEDULE	OF SCHEDULE	RPI	RPI	RPI	RPI
DIV. I ONLY	7- 14	259	4- 6	328	298	308	308	28	28	
DIV. I NON-CONF.	2- 6	275	0- 0	289	263	272	272	28	28	
TOTALS	RPI 1-25	RPI 26-50	W-L RECORDS	RPI 51-100	RPI 101-150	RPI 150+				
7- 14	0- 0	0- 0	OVERALL	0- 1	0- 2	7- 11				
3- 3	0- 0	0- 0	HOME	0- 0	0- 0	3- 3				
4- 9	0- 0	0- 0	AWAY	0- 1	0- 1	4- 3				
0- 2	0- 0	0- 0	NEUTRAL	0- 0	0- 0	0- 2				
2- 6	0- 0	0- 0	NON-CONFERENCE	0- 1	0- 1	2- 4				
0- 0	0- 0	0- 0	HOME	0- 0	0- 0	0- 0				
2- 4	0- 0	0- 0	AWAY	0- 1	0- 1	2- 2				
0- 2	0- 0	0- 0	NEUTRAL	0- 0	0- 0	0- 2				
5- 8	0- 0	0- 0	CONFERENCE	0- 0	0- 1	5- 7				
3- 3	0- 0	0- 0	HOME	0- 0	0- 0	3- 3				
2- 5	0- 0	0- 0	AWAY	0- 0	0- 1	2- 4				
0- 0	0- 0	0- 0	NEUTRAL	0- 0	0- 0	0- 0				

RPI 1-25			RPI 26-50			RPI 51-100			RPI 101+			Team's RPI: 308
RPI	S	Opponent	Score	RPI	S	Opponent	Score	RPI	S	Opponent	Score	
						60 A Virginia Tech	42 76					
								111 A UCF			52 66	
								137 A Radford			57 67	
								184 N UAB			49 59	
								196 N Appalachian St.			67 72	
								208 H Campbell			61 73	
								220 A Presbyterian			47 58	
								220 H Presbyterian			55 56	
								234 H UNC Asheville			55 52	
								235 A Charleston So.			57 64	
								239 A Wofford			66 75	
								241 A Furman			62 84	
								253 A Liberty			63 66	
								253 H Liberty			84 82	
								266 A High Point			69 71	
								266 H High Point			65 84	
								288 A Western Caro.			68 60	
								320 A USC Upstate			57 53	
								328 A Winthrop			89 54	
								336 A Longwood			77 43	
								336 H Longwood			89 55	
LAST 12 Division I GAMES:												
220 A		Presbyterian	47 58	235 A		Charleston So.	57 64					
266 H		High Point	65 84	266 A		High Point	69 71					
336 H		Longwood	89 55	234 H		UNC Asheville	55 52					
253 A		Liberty	63 66	253 H		Liberty	84 82					
328 A		Winthrop	89 54	336 A		Longwood	77 43					
208 H		Campbell	61 73	220 H		Presbyterian	55 56					

Non-Div I Games: Montreat 92 45 Southern Wesleyan 86 62 Converse 68 38

Gardner-Webb

## George Mason

Through Games Of Feb. 14, 2017

Average RPI Win:	228	WON-LOST	WINNING	LAST 10	STRENGTH OF	OPP. STRENGTH	TEAM	ADJ.	CONF.	ADJ CONF.
Average RPI Loss:	125	RECORD	PCT. RANK	GAMES	SCHEDULE	OF SCHEDULE	RPI	RPI	RPI	RPI
DIV. I ONLY	12- 14	195	3- 7	133	201	176	176	12	12	
DIV. I NON-CONF.	7- 6	157	0- 0	118	281	124	124	12	12	
TOTALS	RPI 1-25	RPI 26-50	W-L RECORDS	RPI 51-100	RPI 101-150	RPI 150+				
12- 14	0- 0	0- 2	OVERALL	0- 3	4- 5	8- 4				
6- 6	0- 0	0- 1	HOME	0- 2	3- 2	3- 1				
6- 7	0- 0	0- 1	AWAY	0- 0	1- 3	5- 3				
0- 1	0- 0	0- 0	NEUTRAL	0- 1	0- 0	0- 0				
7- 6	0- 0	0- 1	NON-CONFERENCE	0- 2	3- 2	4- 1				
3- 2	0- 0	0- 0	HOME	0- 1	2- 1	1- 0				
4- 3	0- 0	0- 1	AWAY	0- 0	1- 1	3- 1				
0- 1	0- 0	0- 0	NEUTRAL	0- 1	0- 0	0- 0				
5- 8	0- 0	0- 1	CONFERENCE	0- 1	1- 3	4- 3				
3- 4	0- 0	0- 1	HOME	0- 1	1- 1	2- 1				
2- 4	0- 0	0- 0	AWAY	0- 0	0- 2	2- 2				
0- 0	0- 0	0- 0	NEUTRAL	0- 0	0- 0	0- 0				

RPI S	Opponent	Score	RPI S	Opponent	Score	RPI S	Opponent	Score	RPI S	Opponent	Score	Team's RPI: 176
48	H George Washington	71 79	54	H Dayton	48 60	113	A Duquesne	57 76				
49	A Georgetown	56 69	66	N Drexel	71 82	115	A Saint Louis	50 89				
			95	H SFA	76 77	117	H Arizona	70 81				
						118	A Delaware	51 67				
						126	H Navy	68 64				
						127	H Fordham	49 53				
						132	H VCU	70 59				
						137	H Radford	70 56				
						138	A Detroit	55 54				
						162	A La Salle	57 59				
						188	A Towson	75 79				
						229	H St. Bonaventure	52 49				
						230	A Richmond	54 50				
						230	H Richmond	58 70				
						249	H Norfolk St.	60 33				
						272	A Davidson	54 58				
						272	H Davidson	59 55				
						281	A FIU	67 51				
						290	A Massachusetts	66 55				
						313	A Illinois St.	72 46				
						337	A LIU Brooklyn	64 48				
LAST 12 Division I GAMES:												
230	H Richmond	58 70	272	A Davidson	54 58							
272	H Davidson	59 55	132	H VCU	70 59							
113	A Duquesne	57 76	48	H George Washington	71 79							
162	A La Salle	57 59	127	H Fordham	49 53							
54	H Dayton	48 60	115	A Saint Louis	50 89							
230	A Richmond	54 50	229	H St. Bonaventure	52 49							

Non-Div I Games:

George Mason

■ Loss, 
■ Non-Conf, S Site, 
■ Home 
■ Away 
N Neutral



Average RPI Win: <b>168</b>	WON-LOST	WINNING	LAST 10	STRENGTH OF	OPP. STRENGTH	TEAM	ADJ.	CONF.	ADJ CONF.
Average RPI Loss: <b>75</b>	RECORD	PCT. RANK	GAMES	SCHEDULE	OF SCHEDULE	RPI	RPI	RPI	RPI
DIV. I ONLY	17- 8	76	7- 3	75	83	48	48	12	12
DIV. I NON-CONF.	7- 5	137	0- 0	53	27	75	75	12	12
TOTALS	RPI 1-25	RPI 26-50	W-L RECORDS	RPI 51-100	RPI 101-150	RPI 150+			
17- 8	0- 1	1- 3	OVERALL	3- 1	5- 2	8- 1			
9- 2	0- 1	0- 0	HOME	1- 0	4- 1	4- 0			
6- 5	0- 0	1- 2	AWAY	0- 1	1- 1	4- 1			
2- 1	0- 0	0- 1	NEUTRAL	2- 0	0- 0	0- 0			
7- 5	0- 1	1- 3	NON-CONFERENCE	2- 0	1- 0	3- 1			
4- 1	0- 1	0- 0	HOME	0- 0	1- 0	3- 0			
1- 3	0- 0	1- 2	AWAY	0- 0	0- 0	0- 1			
2- 1	0- 0	0- 1	NEUTRAL	2- 0	0- 0	0- 0			
10- 3	0- 0	0- 0	CONFERENCE	1- 1	4- 2	5- 0			
5- 1	0- 0	0- 0	HOME	1- 0	3- 1	1- 0			
5- 2	0- 0	0- 0	AWAY	0- 1	1- 1	4- 0			
0- 0	0- 0	0- 0	NEUTRAL	0- 0	0- 0	0- 0			

RPI 1-25				RPI 26-50				RPI 51-100				RPI 101+			
RPI	S	Opponent	Score	RPI	S	Opponent	Score	RPI	S	Opponent	Score	RPI	S	Opponent	Score
11	H	Stanford	52 <b>71</b>	33	N	Syracuse	71 <b>74</b>	54	A	Dayton	48 <b>50</b>	108	H	Saint Joseph's	53 44
				36	A	South Dakota St.	55 <b>60</b>	54	H	Dayton	52 39	113	A	Duquesne	75 40
				49	A	Georgetown	57 <b>72</b>	80	N	Western Ky.	68 49	113	H	Duquesne	63 <b>73</b>
				50	A	Villanova	72 69	96	N	FGCU	76 47	115	A	Saint Louis	59 <b>67</b>
												127	H	Fordham	63 46
												132	H	VCU	81 67
												133	H	Princeton	56 45
												162	A	La Salle	79 65
												176	A	George Mason	79 71
												186	H	Illinois	72 56
												190	A	American	61 <b>66</b>
												261	H	Loyola Maryland	74 64
												272	H	Davidson	76 62
												290	A	Massachusetts	60 54
												301	H	Coppin St.	77 46
												307	A	Rhode Island	72 44
LAST 12 Division I GAMES:															
				54	H	Dayton	52 39	290	A	Massachusetts	60 54				
				307	A	Rhode Island	72 44	272	H	Davidson	76 62				
				162	A	La Salle	79 65	176	A	George Mason	79 71				
				127	H	Fordham	63 46	54	A	Dayton	48 <b>50</b>				
				113	H	Duquesne	63 <b>73</b>	108	H	Saint Joseph's	53 44				
				115	A	Saint Louis	59 <b>67</b>	113	A	Duquesne	75 40				

Non-Div I Games:

George Washington

Average RPI Win: <b>158</b>	WON-LOST	WINNING	LAST 10	STRENGTH OF	OPP. STRENGTH	TEAM	ADJ.	CONF.	ADJ CONF.
Average RPI Loss: <b>46</b>	RECORD	PCT. RANK	GAMES	SCHEDULE	OF SCHEDULE	RPI	RPI	RPI	RPI
DIV. I ONLY	15- 9	106	7- 3	59	62	49	49	7	7
DIV. I NON-CONF.	8- 2	49	0- 0	55	71	10	10	7	7
TOTALS	RPI 1-25	RPI 26-50	W-L RECORDS	RPI 51-100	RPI 101-150	RPI 150+			
15- 9	0- 3	2- 2	OVERALL	1- 4	3- 0	9- 0			
6- 4	0- 2	2- 1	HOME	0- 1	1- 0	3- 0			
7- 5	0- 1	0- 1	AWAY	0- 3	1- 0	6- 0			
2- 0	0- 0	0- 0	NEUTRAL	1- 0	1- 0	0- 0			
8- 2	0- 0	1- 0	NON-CONFERENCE	1- 2	3- 0	3- 0			
3- 0	0- 0	1- 0	HOME	0- 0	1- 0	1- 0			
3- 2	0- 0	0- 0	AWAY	0- 2	1- 0	2- 0			
2- 0	0- 0	0- 0	NEUTRAL	1- 0	1- 0	0- 0			
7- 7	0- 3	1- 2	CONFERENCE	0- 2	0- 0	6- 0			
3- 4	0- 2	1- 1	HOME	0- 1	0- 0	2- 0			
4- 3	0- 1	0- 1	AWAY	0- 1	0- 0	4- 0			
0- 0	0- 0	0- 0	NEUTRAL	0- 0	0- 0	0- 0			

RPI 1-25				RPI 26-50				Team's RPI: 49				RPI 51-100				RPI 101+			
RPI	S	Opponent	Score	RPI	S	Opponent	Score	RPI	S	Opponent	Score	RPI	S	Opponent	Score	RPI	S	Opponent	Score
19	H	DePaul	53 76	43	H	Marquette	77 84	55	A	Minnesota	60 68	118	A	Delaware	54 46				
22	A	Creighton	68 70	48	H	George Washington	72 57	60	A	Virginia Tech	63 73	141	H	Alabama	70 59				
22	H	Creighton	59 67	50	A	Villanova	50 71	73	A	St. John's (NY)	54 65	150	N	Wright St.	67 60				
				50	H	Villanova	54 49	73	H	St. John's (NY)	66 71	167	A	Providence	71 39				
								76	N	Penn St.	68 54	167	H	Providence	72 70				
												176	H	George Mason	69 56				
												181	A	Xavier	69 64				
												188	A	Towson	75 59				
												197	A	Seton Hall	77 60				
												197	H	Seton Hall	77 58				
												237	A	Butler	58 52				
												281	A	FIU	66 53				
LAST 12 Division I GAMES:																			
73	A	St. John's (NY)	54 65	181	A	Xavier	69 64												
197	A	Seton Hall	77 60	197	H	Seton Hall	77 58												
22	H	Creighton	59 67	73	H	St. John's (NY)	66 71												
167	H	Providence	72 70	167	A	Providence	71 39												
50	H	Villanova	54 49	22	A	Creighton	68 70												
237	A	Butler	58 52	50	A	Villanova	50 71												

Non-Div I Games:

Georgetown

■ Loss, 
 ■ Non-Conf, 
 ■ S Site, 
 ■ H Home 
 ■ A Away 
 N Neutral

Average RPI Win:	141	WON-LOST	WINNING	LAST 10	STRENGTH OF	OPP. STRENGTH	TEAM	ADJ.	CONF.	ADJ CONF.
Average RPI Loss:	59	RECORD	PCT. RANK	GAMES	SCHEDULE	OF SCHEDULE	RPI	RPI	RPI	RPI
DIV. I ONLY	13- 12	167	4- 6	50	21	93	93	2	2	
DIV. I NON-CONF.	8- 5	125	0- 0	155	115	140	140	2	2	
TOTALS	RPI 1-25	RPI 26-50	W-L RECORDS	RPI 51-100	RPI 101-150	RPI 150+				
13- 12	2- 4	1- 3	OVERALL	3- 3	3- 1	4- 1				
9- 5	2- 2	0- 0	HOME	2- 2	1- 0	4- 1				
3- 6	0- 2	1- 2	AWAY	0- 1	2- 1	0- 0				
1- 1	0- 0	0- 1	NEUTRAL	1- 0	0- 0	0- 0				
8- 5	0- 0	0- 2	NON-CONFERENCE	2- 2	2- 0	4- 1				
6- 2	0- 0	0- 0	HOME	1- 1	1- 0	4- 1				
1- 2	0- 0	0- 1	AWAY	0- 1	1- 0	0- 0				
1- 1	0- 0	0- 1	NEUTRAL	1- 0	0- 0	0- 0				
5- 7	2- 4	1- 1	CONFERENCE	1- 1	1- 1	0- 0				
3- 3	2- 2	0- 0	HOME	1- 1	0- 0	0- 0				
2- 4	0- 2	1- 1	AWAY	0- 0	1- 1	0- 0				
0- 0	0- 0	0- 0	NEUTRAL	0- 0	0- 0	0- 0				

RPI 1-25				RPI 26-50				RPI 51-100				Team's RPI: 93	RPI 101+			
RPI	S	Opponent	Score	RPI	S	Opponent	Score	RPI	S	Opponent	Score		RPI	S	Opponent	Score
3	A	South Carolina	63 66	27	A	Missouri	45 63	55	N	Minnesota	70 58		102	H	Mercer	72 64
3	H	South Carolina	44 62	32	N	South Fla.	65 81	61	H	Florida	68 76		112	A	Ole Miss	62 69
14	H	Tennessee	81 78	35	A	Auburn	57 51	72	H	Virginia	43 66		136	A	Arkansas	69 66
15	H	Texas A&M	69 59	45	A	Georgia Tech	45 52	79	A	Oklahoma St.	51 71		143	A	Cincinnati	51 48
16	A	Kentucky	61 82					91	H	BYU	81 51		240	H	Samford	59 65
16	H	Kentucky	56 66					98	H	Vanderbilt	70 68		241	H	Furman	67 62
													273	H	Kennesaw St.	82 40
													288	H	Western Caro.	78 43
													345	H	South Carolina St.	64 50
LAST 12 Division I GAMES:																
				35	A	Auburn	57 51	61	H	Florida	68 76					
				16	H	Kentucky	56 66	16	A	Kentucky	61 82					
				14	H	Tennessee	81 78	3	A	South Carolina	63 66					
				136	A	Arkansas	69 66	98	H	Vanderbilt	70 68					
				112	A	Ole Miss	62 69	15	H	Texas A&M	69 59					
				3	H	South Carolina	44 62	27	A	Missouri	45 63					

Non-Div I Games:

Georgia

■ Loss, 
 ■ Non-Conf, S Site, 
 ■ Home 
 ■ Away 
 N Neutral

Average RPI Win:	226	WON-LOST	WINNING	LAST 10	STRENGTH OF	OPP. STRENGTH	TEAM	ADJ.	CONF.	ADJ CONF.
Average RPI Loss:	177	RECORD	PCT. RANK	GAMES	SCHEDULE	OF SCHEDULE	RPI	RPI	RPI	RPI
DIV. I ONLY	9- 14	233	5- 5	289	208	258	258	21	21	
DIV. I NON-CONF.	3- 7	250	0- 0	199	157	259	259	19	19	
TOTALS	RPI 1-25	RPI 26-50	W-L RECORDS	RPI 51-100	RPI 101-150	RPI 150+				
9- 14	0- 0	0- 2	OVERALL	0- 1	1- 2	8- 9				
2- 8	0- 0	0- 1	HOME	0- 0	0- 1	2- 6				
6- 4	0- 0	0- 1	AWAY	0- 0	1- 1	5- 2				
1- 2	0- 0	0- 0	NEUTRAL	0- 1	0- 0	1- 1				
3- 7	0- 0	0- 2	NON-CONFERENCE	0- 1	0- 1	3- 3				
1- 3	0- 0	0- 1	HOME	0- 0	0- 0	1- 2				
1- 2	0- 0	0- 1	AWAY	0- 0	0- 1	1- 0				
1- 2	0- 0	0- 0	NEUTRAL	0- 1	0- 0	1- 1				
6- 7	0- 0	0- 0	CONFERENCE	0- 0	1- 1	5- 6				
1- 5	0- 0	0- 0	HOME	0- 0	0- 1	1- 4				
5- 2	0- 0	0- 0	AWAY	0- 0	1- 0	4- 2				
0- 0	0- 0	0- 0	NEUTRAL	0- 0	0- 0	0- 0				

RPI 1-25				RPI 26-50				RPI 51-100				RPI 101+				Team's RPI: 258	
RPI	S	Opponent	Score	RPI	S	Opponent	Score	RPI	S	Opponent	Score	RPI	S	Opponent	Score		
				30	H	Elon	67 84	76	N	Penn St.	42 69	107	A	Troy	68 65		
				45	A	Georgia Tech	42 73					107	H	Troy	69 87		
												141	A	Alabama	57 80		
												163	A	Louisiana	65 72		
												163	H	Louisiana	64 70		
												190	N	American	59 58		
												192	A	Morehead St.	68 50		
												196	A	Appalachian St.	59 55		
												196	H	Appalachian St.	63 67		
												206	H	UNCW	66 72		
												226	H	Akron	66 78		
												232	A	South Ala.	55 45		
												232	H	South Ala.	47 77		
												236	A	Ga. Southern	58 54		
												273	H	Kennesaw St.	62 59		
												278	A	Coastal Caro.	69 48		
												278	H	Coastal Caro.	67 73		
												289	N	Eastern Mich.	59 69		
												332	A	La.-Monroe	63 72		
												332	H	La.-Monroe	87 35		
LAST 12 Division I GAMES:																	
				196	A	Appalachian St.	59 55	278	H	Coastal Caro.	67 73						
				278	A	Coastal Caro.	69 48	196	H	Appalachian St.	63 67						
				163	H	Louisiana	64 70	332	A	La.-Monroe	63 72						
				332	H	La.-Monroe	87 35	163	A	Louisiana	65 72						
				107	A	Troy	68 65	232	H	South Ala.	47 77						
				232	A	South Ala.	55 45	107	H	Troy	69 87						

Non-Div I Games: Allen

96 58

Georgia St.

## Georgia Tech

Through Games Of Feb. 14, 2017

Average RPI Win:	137	WON-LOST	WINNING	LAST 10	STRENGTH OF	OPP. STRENGTH	TEAM	ADJ.	CONF.	ADJ CONF.
Average RPI Loss:	44	RECORD	PCT. RANK	GAMES	SCHEDULE	OF SCHEDULE	RPI	RPI	RPI	RPI
DIV. I ONLY	14- 11	138	3- 7	12	41	45	45	3	3	
DIV. I NON-CONF.	11- 2	23	0- 0	68	129	31	31	4	4	
TOTALS	RPI 1-25	RPI 26-50	W-L RECORDS	RPI 51-100	RPI 101-150	RPI 150+				
14- 11	0- 5	2- 2	OVERALL	4- 2	2- 2	6- 0				
9- 5	0- 3	1- 2	HOME	2- 0	2- 0	4- 0				
3- 6	0- 2	0- 0	AWAY	1- 2	0- 2	2- 0				
2- 0	0- 0	1- 0	NEUTRAL	1- 0	0- 0	0- 0				
11- 2	0- 0	1- 1	NON-CONFERENCE	3- 0	2- 1	5- 0				
7- 1	0- 0	0- 1	HOME	1- 0	2- 0	4- 0				
2- 1	0- 0	0- 0	AWAY	1- 0	0- 1	1- 0				
2- 0	0- 0	1- 0	NEUTRAL	1- 0	0- 0	0- 0				
3- 9	0- 5	1- 1	CONFERENCE	1- 2	0- 1	1- 0				
2- 4	0- 3	1- 1	HOME	1- 0	0- 0	0- 0				
1- 5	0- 2	0- 0	AWAY	0- 2	0- 1	1- 0				
0- 0	0- 0	0- 0	NEUTRAL	0- 0	0- 0	0- 0				

RPI 1-25				RPI 26-50				Team's RPI: 45				RPI 51-100				RPI 101+			
RPI	S	Opponent	Score	RPI	S	Opponent	Score	RPI	S	Opponent	Score	RPI	S	Opponent	Score	RPI	S	Opponent	Score
2	A	Notre Dame	69 90	27	N	Missouri	72 70	54	N	Dayton	81 68	102	H	Mercer	70 50				
2	H	Notre Dame	38 55	28	H	North Carolina St.	67 75	60	H	Virginia Tech	87 81	106	A	Clemson	61 62				
6	H	Florida St.	63 69	31	H	Michigan	52 92	63	A	Middle Tenn.	61 60	133	H	Princeton	67 51				
10	H	Duke	68 75	33	H	Syracuse	75 66	69	A	Wake Forest	65 70	141	A	Alabama	65 67				
13	A	Louisville	51 91					72	A	Virginia	64 65	164	A	Boston College	71 67				
								93	H	Georgia	52 45	196	H	Appalachian St.	81 52				
												219	H	Alabama St.	70 48				
												240	H	Samford	62 57				
												258	H	Georgia St.	73 42				
												273	A	Kennesaw St.	86 49				
LAST 12 Division I GAMES:																			
2	A	Notre Dame	69 90	69	A	Wake Forest	65 70												
28	H	North Carolina St.	67 75	13	A	Louisville	51 91												
60	H	Virginia Tech	87 81	33	H	Syracuse	75 66												
72	A	Virginia	64 65	164	A	Boston College	71 67												
106	A	Clemson	61 62	10	H	Duke	68 75												
6	H	Florida St.	63 69	2	H	Notre Dame	38 55												

Non-Div I Games:

Georgia Tech

■ Loss, 
 ■ Non-Conf, S Site, 
 ■ Home 
 ■ Away 
 N Neutral

Average RPI Win: <b>190</b>	WON-LOST	WINNING	LAST 10	STRENGTH OF	OPP. STRENGTH	TEAM	ADJ.	CONF.	ADJ CONF.
Average RPI Loss: <b>137</b>	RECORD	PCT. RANK	GAMES	SCHEDULE	OF SCHEDULE	RPI	RPI	RPI	RPI
DIV. I ONLY	21- 4	13	10- 0	224	99	65	65	14	14
DIV. I NON-CONF.	9- 2	37	0- 0	168	35	60	60	13	13
TOTALS	RPI 1-25	RPI 26-50	W-L RECORDS	RPI 51-100	RPI 101-150	RPI 150+			
21- 4	1- 1	0- 1	OVERALL	3- 0	3- 0	14- 2			
13- 1	0- 0	0- 0	HOME	3- 0	1- 0	9- 1			
7- 1	1- 0	0- 0	AWAY	0- 0	2- 0	4- 1			
1- 2	0- 1	0- 1	NEUTRAL	0- 0	0- 0	1- 0			
9- 2	1- 1	0- 1	NON-CONFERENCE	2- 0	1- 0	5- 0			
6- 0	0- 0	0- 0	HOME	2- 0	0- 0	4- 0			
2- 0	1- 0	0- 0	AWAY	0- 0	1- 0	0- 0			
1- 2	0- 1	0- 1	NEUTRAL	0- 0	0- 0	1- 0			
12- 2	0- 0	0- 0	CONFERENCE	1- 0	2- 0	9- 2			
7- 1	0- 0	0- 0	HOME	1- 0	1- 0	5- 1			
5- 1	0- 0	0- 0	AWAY	0- 0	1- 0	4- 1			
0- 0	0- 0	0- 0	NEUTRAL	0- 0	0- 0	0- 0			

RPI 1-25				RPI 26-50				RPI 51-100				Team's RPI: 65	RPI 101+			
RPI	S	Opponent	Score	RPI	S	Opponent	Score	RPI	S	Opponent	Score		RPI	S	Opponent	Score
6	N	Florida St.	69 87	31	N	Michigan	66 78	57	H	Northwestern	67 56		123	A	St. Mary's (CA)	79 75
11	A	Stanford	68 63					87	H	Washington St.	79 61		123	H	St. Mary's (CA)	59 58
								91	H	BYU	87 52		125	A	Eastern Wash.	73 54
													155	A	Santa Clara	50 49
													155	H	Santa Clara	51 39
													159	H	San Francisco	61 46
													214	A	Loyola Marymount	80 56
													214	H	Loyola Marymount	73 61
													218	H	Pacific	63 65
													220	H	Presbyterian	79 39
													233	A	San Diego	57 55
													245	H	Colgate	72 42
													269	A	Portland	85 50
													269	H	Portland	67 55
													293	A	Pepperdine	69 79
													293	H	Pepperdine	83 61
													296	H	Nicholls St.	78 46
													327	H	UC Irvine	102 38
													328	N	Winthrop	71 41
LAST 12 Division I GAMES:																
123	H	St. Mary's (CA)	59 58	269	A	Portland	85 50									
214	H	Loyola Marymount	73 61	155	H	Santa Clara	51 39									
155	A	Santa Clara	50 49	123	A	St. Mary's (CA)	79 75									
91	H	BYU	87 52	214	A	Loyola Marymount	80 56									
293	H	Pepperdine	83 61	269	H	Portland	67 55									
233	A	San Diego	57 55	159	H	San Francisco	61 46									

Non-Div I Games:

Gonzaga

■ Loss, 
 ■ Non-Conf, S Site, 
 ■ Home 
 ■ Away 
 N Neutral

Average RPI Win: <b>289</b>	WON-LOST	WINNING	LAST 10	STRENGTH OF	OPP. STRENGTH	TEAM	ADJ.	CONF.	ADJ CONF.
Average RPI Loss: <b>146</b>	RECORD	PCT. RANK	GAMES	SCHEDULE	OF SCHEDULE	RPI	RPI	RPI	RPI
DIV. I ONLY	<b>12- 12</b>	<b>174</b>	<b>8- 2</b>	<b>314</b>	<b>275</b>	<b>216</b>	<b>216</b>	<b>30</b>	<b>30</b>
DIV. I NON-CONF.	<b>2- 9</b>	<b>293</b>	<b>0- 0</b>	<b>239</b>	<b>57</b>	<b>271</b>	<b>271</b>	<b>30</b>	<b>30</b>
TOTALS	RPI 1-25	RPI 26-50	W-L RECORDS	RPI 51-100	RPI 101-150	RPI 150+			
12- 12	0- 1	0- 1	OVERALL	0- 2	0- 3	12- 5			
6- 2	0- 0	0- 0	HOME	0- 0	0- 0	6- 2			
6- 8	0- 0	0- 0	AWAY	0- 0	0- 0	6- 1			
0- 2	0- 0	0- 0	NEUTRAL	0- 1	0- 1	0- 0			
2- 9	0- 1	0- 1	NON-CONFERENCE	0- 2	0- 3	2- 2			
0- 1	0- 0	0- 0	HOME	0- 0	0- 0	0- 1			
2- 6	0- 1	0- 1	AWAY	0- 1	0- 2	2- 1			
0- 2	0- 0	0- 0	NEUTRAL	0- 1	0- 1	0- 0			
10- 3	0- 0	0- 0	CONFERENCE	0- 0	0- 0	10- 3			
6- 1	0- 0	0- 0	HOME	0- 0	0- 0	6- 1			
4- 2	0- 0	0- 0	AWAY	0- 0	0- 0	4- 2			
0- 0	0- 0	0- 0	NEUTRAL	0- 0	0- 0	0- 0			

RPI 1-25				RPI 26-50				RPI 51-100				RPI 101+ Team's RPI: 216			
RPI	S	Opponent	Score	RPI	S	Opponent	Score	RPI	S	Opponent	Score	RPI	S	Opponent	Score
20	A	Miami (FL)	61 <b>89</b>	42	A	Tulane	56 <b>79</b>	56	A	Southern California	64 <b>75</b>	117	A	Arizona	46 <b>73</b>
								86	N	SMU	36 <b>56</b>	121	A	TCU	47 <b>83</b>
												127	N	Fordham	53 <b>59</b>
												158	A	Louisiana Tech	55 <b>69</b>
												199	A	Texas Southern	61 <b>69</b>
												199	H	Texas Southern	64 52
												219	A	Alabama St.	60 45
												228	A	Southern U.	70 63
												228	H	Southern U.	68 <b>71</b>
												274	H	Ark.-Pine Bluff	56 54
												294	A	Alcorn	67 63
												294	H	Alcorn	86 63
												296	H	Nicholls St.	60 <b>71</b>
												299	A	Prairie View	49 <b>51</b>
												299	H	Prairie View	60 55
												306	H	Mississippi Val.	88 67
												330	A	Southeastern La.	87 71
												332	A	La.-Monroe	59 54
												347	H	Jackson St.	90 85
												349	A	Alabama A&M	68 53
LAST 12 Division I GAMES:															
299	H	Prairie View	60 55	347	H	Jackson St.	90 85								
199	H	Texas Southern	64 52	299	A	Prairie View	49 <b>51</b>								
294	A	Alcorn	67 63	199	A	Texas Southern	61 <b>69</b>								
228	A	Southern U.	70 63	294	H	Alcorn	86 63								
306	H	Mississippi Val.	88 67	228	H	Southern U.	68 <b>71</b>								
274	H	Ark.-Pine Bluff	56 54	349	A	Alabama A&M	68 53								

Non-Div I Games:

Grambling

■ Loss, 
 ■ Non-Conf, S Site, 
 ■ Home 
 ■ Away 
 N Neutral

## Grand Canyon

Through Games Of Feb. 14, 2017

Average RPI Win:	285	WON-LOST	WINNING	LAST 10	STRENGTH OF	OPP. STRENGTH	TEAM	ADJ.	CONF.	ADJ CONF.
Average RPI Loss:	175	RECORD	PCT. RANK	GAMES	SCHEDULE	OF SCHEDULE	RPI	RPI	RPI	RPI
DIV. I ONLY	11- 10	159	4- 5	297	304	225	225	29	29	
DIV. I NON-CONF.	7- 5	137	1- 1	287	206	196	196	29	29	
TOTALS	RPI 1-25	RPI 26-50	W-L RECORDS	RPI 51-100	RPI 101-150	RPI 150+				
11- 10	0- 2	0- 0	OVERALL	0- 0	1- 0	10- 8				
9- 2	0- 1	0- 0	HOME	0- 0	1- 0	8- 1				
2- 8	0- 1	0- 0	AWAY	0- 0	0- 0	2- 7				
0- 0	0- 0	0- 0	NEUTRAL	0- 0	0- 0	0- 0				
7- 5	0- 2	0- 0	NON-CONFERENCE	0- 0	1- 0	6- 3				
6- 1	0- 1	0- 0	HOME	0- 0	1- 0	5- 0				
1- 4	0- 1	0- 0	AWAY	0- 0	0- 0	1- 3				
0- 0	0- 0	0- 0	NEUTRAL	0- 0	0- 0	0- 0				
4- 5	0- 0	0- 0	CONFERENCE	0- 0	0- 0	4- 5				
3- 1	0- 0	0- 0	HOME	0- 0	0- 0	3- 1				
1- 4	0- 0	0- 0	AWAY	0- 0	0- 0	1- 4				
0- 0	0- 0	0- 0	NEUTRAL	0- 0	0- 0	0- 0				

RPI S	Opponent	Score	RPI S	Opponent	Score	RPI S	Opponent	Score	RPI S	Opponent	Score	Team's RPI: 225
7	H Washington	66 101							124	H Idaho	64 60	
10	A Duke	47 90							173	A UC Riverside	64 77	
									179	A New Mexico St.	60 67	
									179	H New Mexico St.	65 81	
									189	A Rice	50 64	
									227	A Seattle U	60 86	
									259	H Cal Poly	64 59	
									260	A UTRGV	49 52	
									260	H UTRGV	60 59	
									263	A CSU Bakersfield	59 74	
									267	A Hawaii	47 51	
									287	A Southern Utah	76 73	
									294	H Alcorn	77 44	
									295	H Denver	73 70	
									305	H Northern Ariz.	76 65	
									318	H UMKC	75 64	
									329	A Utah Valley	62 46	
									331	H Fla. Atlantic	81 60	
									334	H Chicago St.	57 39	
LAST 12 Division I GAMES:												
179	A	New Mexico St.	60	67	260	H	UTRGV	60	59			
260	A	UTRGV	49	52	179	H	New Mexico St.	65	81			
263	A	CSU Bakersfield	59	74	329	A	Utah Valley	62	46			
334	H	Chicago St.	57	39	267	A	Hawaii	47	51			
318	H	UMKC	75	64	305	H	Northern Ariz.	76	65			
227	A	Seattle U	60	86	287	A	Southern Utah	76	73			

Non-Div I Games: Chaminade 85 55

Grand Canyon

Loss, Non-Conf, S Site, H Home A Away N Neutral



Average RPI Win:	174	WON-LOST	WINNING	LAST 10	STRENGTH OF	OPP. STRENGTH	TEAM	ADJ.	CONF.	ADJ CONF.
Average RPI Loss:	128	RECORD	PCT. RANK	GAMES	SCHEDULE	OF SCHEDULE	RPI	RPI	RPI	RPI
DIV. I ONLY	21- 4	13	3- 3	103	140	34	34	20	20	
DIV. I NON-CONF.	9- 2	37	0- 1	11	15	5	5	21	21	
TOTALS	RPI 1-25	RPI 26-50	W-L RECORDS	RPI 51-100	RPI 101-150	RPI 150+				
21- 4	0- 1	5- 0	OVERALL	2- 0	2- 1	12- 2				
12- 1	0- 0	3- 0	HOME	0- 0	2- 0	7- 1				
9- 3	0- 1	2- 0	AWAY	2- 0	0- 1	5- 1				
0- 0	0- 0	0- 0	NEUTRAL	0- 0	0- 0	0- 0				
9- 2	0- 1	5- 0	NON-CONFERENCE	2- 0	0- 0	2- 1				
4- 1	0- 0	3- 0	HOME	0- 0	0- 0	1- 1				
5- 1	0- 1	2- 0	AWAY	2- 0	0- 0	1- 0				
0- 0	0- 0	0- 0	NEUTRAL	0- 0	0- 0	0- 0				
12- 2	0- 0	0- 0	CONFERENCE	0- 0	2- 1	10- 1				
8- 0	0- 0	0- 0	HOME	0- 0	2- 0	6- 0				
4- 2	0- 0	0- 0	AWAY	0- 0	0- 1	4- 1				
0- 0	0- 0	0- 0	NEUTRAL	0- 0	0- 0	0- 0				

RPI 1-25				RPI 26-50				Team's RPI: 34	RPI 51-100				RPI 101+			
RPI	S	Opponent	Score	RPI	S	Opponent	Score		RPI	S	Opponent	Score	RPI	S	Opponent	Score
2	A	Notre Dame	67 71	30	H	Elon	71 56		75	A	Belmont	62 53	138	A	Detroit	72 76
				36	A	South Dakota St.	67 43		77	A	Chattanooga	71 55	138	H	Detroit	60 55
				38	H	Drake	71 48						150	H	Wright St.	62 41
				43	A	Marquette	78 63						166	A	Oakland	71 74
				44	H	Little Rock	57 31						166	H	Oakland	89 47
													172	H	Milwaukee	89 47
													185	A	Cleveland St.	65 51
													185	H	Cleveland St.	79 60
													207	H	Wisconsin	53 54
													217	A	Bradley	68 43
													237	H	Butler	61 34
													282	H	Northern Ky.	70 39
													311	A	Valparaiso	75 36
													311	H	Valparaiso	56 35
													314	A	Youngstown St.	84 51
													314	H	Youngstown St.	75 41
													325	A	Ill.-Chicago	79 65
LAST 12 Division I GAMES:																
2	A	Notre Dame	67 71	314	A	Youngstown St.	84 51									
314	H	Youngstown St.	75 41	172	H	Milwaukee	89 47									
185	H	Cleveland St.	79 60	311	H	Valparaiso	56 35									
138	A	Detroit	72 76	166	H	Oakland	89 47									
166	A	Oakland	71 74	138	H	Detroit	60 55									
185	A	Cleveland St.	65 51	325	A	Ill.-Chicago	79 65									

Non-Div I Games:

Green Bay

■ Loss, 
 ■ Non-Conf, S Site, 
 ■ Home 
 ■ Away 
 N Neutral

Average RPI Win: <b>266</b>	WON-LOST	WINNING	LAST 10	STRENGTH OF	OPP. STRENGTH	TEAM	ADJ.	CONF.	ADJ CONF.
Average RPI Loss: <b>117</b>	RECORD	PCT. RANK	GAMES	SCHEDULE	OF SCHEDULE	RPI	RPI	RPI	RPI
DIV. I ONLY	<b>14- 10</b>	<b>126</b>	<b>7- 3</b>	<b>259</b>	<b>229</b>	<b>170</b>	<b>170</b>	<b>32</b>	<b>32</b>
DIV. I NON-CONF.	<b>6- 7</b>	<b>182</b>	<b>1- 0</b>	<b>74</b>	<b>37</b>	<b>89</b>	<b>89</b>	<b>31</b>	<b>31</b>
TOTALS	RPI 1-25	RPI 26-50	W-L RECORDS	RPI 51-100	RPI 101-150	RPI 150+			
14- 10	1- 1	0- 3	OVERALL	0- 2	1- 1	12- 3			
7- 2	1- 0	0- 0	HOME	0- 0	0- 0	6- 2			
3- 8	0- 1	0- 3	AWAY	0- 2	0- 1	3- 1			
4- 0	0- 0	0- 0	NEUTRAL	0- 0	1- 0	3- 0			
6- 7	1- 1	0- 3	NON-CONFERENCE	0- 2	1- 1	4- 0			
2- 0	1- 0	0- 0	HOME	0- 0	0- 0	1- 0			
0- 7	0- 1	0- 3	AWAY	0- 2	0- 1	0- 0			
4- 0	0- 0	0- 0	NEUTRAL	0- 0	1- 0	3- 0			
8- 3	0- 0	0- 0	CONFERENCE	0- 0	0- 0	8- 3			
5- 2	0- 0	0- 0	HOME	0- 0	0- 0	5- 2			
3- 1	0- 0	0- 0	AWAY	0- 0	0- 0	3- 1			
0- 0	0- 0	0- 0	NEUTRAL	0- 0	0- 0	0- 0			

RPI 1-25				RPI 26-50				RPI 51-100				RPI 101+ Team's RPI: 170			
RPI	S	Opponent	Score	RPI	S	Opponent	Score	RPI	S	Opponent	Score	RPI	S	Opponent	Score
3	A	South Carolina	38 <b>92</b>	28	A	North Carolina St.	56 <b>81</b>	57	A	Northwestern	48 <b>67</b>	129	N	Maine	58 49
24	H	Temple	71 65	39	A	James Madison	50 <b>71</b>	96	A	FGCU	49 <b>60</b>	131	A	Old Dominion	58 <b>61</b>
				47	A	Iowa	51 <b>84</b>					230	H	Richmond	72 45
												240	N	Samford	63 57
												249	A	Norfolk St.	58 57
												250	H	UMES	65 <b>68</b>
												254	H	Howard	62 <b>67</b>
												262	A	Savannah St.	51 <b>55</b>
												262	H	Savannah St.	75 46
												277	H	N.C. A&T	64 57
												301	H	Coppin St.	78 54
												315	N	Lafayette	58 55
												316	N	Saint Peter's	71 42
												343	H	N.C. Central	60 36
												345	A	South Carolina St.	51 50
												345	H	South Carolina St.	80 46
												348	A	Delaware St.	83 52
LAST 12 Division I GAMES:															
254	H	Howard	62 <b>67</b>	343	H	N.C. Central	60 36								
345	A	South Carolina St.	51 50	348	A	Delaware St.	83 52								
262	A	Savannah St.	51 <b>55</b>	262	H	Savannah St.	75 46								
250	H	UMES	65 <b>68</b>	345	H	South Carolina St.	80 46								
301	H	Coppin St.	78 54	277	H	N.C. A&T	64 57								
249	A	Norfolk St.	58 57	240	N	Samford	63 57								

Non-Div I Games:

Hampton

■ Loss, 
 ■ Non-Conf, S Site, 
 ■ Home 
 ■ Away 
 N Neutral

Average RPI Win:	237	WON-LOST	WINNING	LAST 10	STRENGTH OF	OPP. STRENGTH	TEAM	ADJ.	CONF.	ADJ CONF.
Average RPI Loss:	151	RECORD	PCT. RANK	GAMES	SCHEDULE	OF SCHEDULE	RPI	RPI	RPI	RPI
DIV. I ONLY	15- 10	113	4- 6	255	219	183	183	22	22	
DIV. I NON-CONF.	9- 4	85	0- 0	200	236	122	122	22	22	
TOTALS	RPI 1-25	RPI 26-50	W-L RECORDS	RPI 51-100	RPI 101-150	RPI 150+				
15- 10	0- 0	0- 1	OVERALL	0- 2	1- 3	14- 4				
7- 5	0- 0	0- 1	HOME	0- 1	0- 1	7- 2				
6- 5	0- 0	0- 0	AWAY	0- 1	1- 2	5- 2				
2- 0	0- 0	0- 0	NEUTRAL	0- 0	0- 0	2- 0				
9- 4	0- 0	0- 1	NON-CONFERENCE	0- 1	1- 0	8- 2				
3- 3	0- 0	0- 1	HOME	0- 1	0- 0	3- 1				
4- 1	0- 0	0- 0	AWAY	0- 0	1- 0	3- 1				
2- 0	0- 0	0- 0	NEUTRAL	0- 0	0- 0	2- 0				
6- 6	0- 0	0- 0	CONFERENCE	0- 1	0- 3	6- 2				
4- 2	0- 0	0- 0	HOME	0- 0	0- 1	4- 1				
2- 4	0- 0	0- 0	AWAY	0- 1	0- 2	2- 1				
0- 0	0- 0	0- 0	NEUTRAL	0- 0	0- 0	0- 0				

RPI S	Opponent	Score	RPI S	Opponent	Score	RPI S	Opponent	Score	RPI S	Opponent	Score	Team's RPI: 183
46	H Quinnipiac	59 82	92	A New Hampshire	50 58	118	A Delaware	67 66	129	A Maine	62 73	
			96	H FGCU	63 70	129	H Maine	60 66	139	A Albany (NY)	71 82	
						164	H Boston College	65 56	167	H Providence	65 77	
						191	A Hofstra	69 67	193	A Siena	80 76	
						195	H Sacred Heart	81 64	198	H Binghamton	76 73	
						209	N Monmouth	75 72	210	A UMBC	80 73	
						210	H UMBC	47 64	224	A Niagara	62 75	
						249	N Norfolk St.	61 51	265	H Stony Brook	65 52	
						279	A Vermont	70 76	279	H Vermont	68 55	
						290	H Massachusetts	75 56	312	A Central Conn. St.	68 58	
						340	A UMass Lowell	84 64	340	H UMass Lowell	80 59	
LAST 12 Division I GAMES:												
340	A UMass Lowell	84 64	92	A New Hampshire	50 58	265	H Stony Brook	65 52	129	A Maine	62 73	
210	H UMBC	47 64	279	H Vermont	68 55	340	H UMass Lowell	80 59	210	A UMBC	80 73	
129	H Maine	60 66	210	A UMBC	80 73	279	H Vermont	68 55				
279	A Vermont	70 76										
139	A Albany (NY)	71 82										
198	H Binghamton	76 73										

Non-Div I Games:

Hartford

■ Loss, 
 ■ Non-Conf, 
 ■ S Site, 
 ■ H Home 
 ■ A Away 
 N Neutral

Average RPI Win: <b>177</b>	WON-LOST	WINNING	LAST 10	STRENGTH OF	OPP. STRENGTH	TEAM	ADJ.	CONF.	ADJ CONF.
Average RPI Loss: <b>93</b>	RECORD	PCT. RANK	GAMES	SCHEDULE	OF SCHEDULE	RPI	RPI	RPI	RPI
DIV. I ONLY	18- 3	10	8- 2	113	148	26	26	9	9
DIV. I NON-CONF.	12- 1	7	4- 0	133	190	22	22	9	9
TOTALS	RPI 1-25	RPI 26-50	W-L RECORDS	RPI 51-100	RPI 101-150	RPI 150+			
18- 3	1- 0	0- 0	OVERALL	1- 2	5- 1	11- 0			
10- 0	1- 0	0- 0	HOME	0- 0	4- 0	5- 0			
6- 3	0- 0	0- 0	AWAY	0- 2	1- 1	5- 0			
2- 0	0- 0	0- 0	NEUTRAL	1- 0	0- 0	1- 0			
12- 1	1- 0	0- 0	NON-CONFERENCE	1- 1	2- 0	8- 0			
5- 0	1- 0	0- 0	HOME	0- 0	1- 0	3- 0			
5- 1	0- 0	0- 0	AWAY	0- 1	1- 0	4- 0			
2- 0	0- 0	0- 0	NEUTRAL	1- 0	0- 0	1- 0			
6- 2	0- 0	0- 0	CONFERENCE	0- 1	3- 1	3- 0			
5- 0	0- 0	0- 0	HOME	0- 0	3- 0	2- 0			
1- 2	0- 0	0- 0	AWAY	0- 1	0- 1	1- 0			
0- 0	0- 0	0- 0	NEUTRAL	0- 0	0- 0	0- 0			

RPI 1-25				RPI 26-50		Team's RPI: 26	RPI 51-100			RPI 101+		
RPI	S	Opponent	Score	RPI	S	Opponent	Score	RPI	S	Opponent	Score	
24	H	Temple	73 62					55	A	Minnesota	87 103	128 H Cornell 62 59
								71	N	Buffalo	74 62	129 H Maine 69 62
								90	A	Penn	43 63	133 A Princeton 58 63
												142 H Yale 76 56
												147 A Kansas 69 59
												148 H Brown 69 59
												162 A La Salle 66 64
												169 H Fairfield 58 44
												177 H Columbia 70 68
												193 A Siena 65 58
												195 A Sacred Heart 68 60
												231 A Dartmouth 70 61
												231 H Dartmouth 70 65
												234 N UNC Asheville 79 62
												240 H Samford 57 52
												247 A Boston U. 65 52
												317 H NJIT 59 38
LAST 12 Division I GAMES:												
142	H	Yale	76 56	231	A	Dartmouth	70 61					
148	H	Brown	69 59	162	A	La Salle	66 64					
133	A	Princeton	58 63	231	H	Dartmouth	70 65					
90	A	Penn	43 63	71	N	Buffalo	74 62					
177	H	Columbia	70 68	234	N	UNC Asheville	79 62					
128	H	Cornell	62 59	193	A	Siena	65 58					

Non-Div I Games:

Harvard

Average RPI Win:	272	WON-LOST	WINNING	LAST 10	STRENGTH OF	OPP. STRENGTH	TEAM	ADJ.	CONF.	ADJ CONF.
Average RPI Loss:	144	RECORD	PCT. RANK	GAMES	SCHEDULE	OF SCHEDULE	RPI	RPI	RPI	RPI
DIV. I ONLY	7- 15	274	4- 6	173	214	267	267	25	25	
DIV. I NON-CONF.	3- 8	262	1- 0	93	114	240	240	24	24	
TOTALS	RPI 1-25	RPI 26-50	W-L RECORDS	RPI 51-100	RPI 101-150	RPI 150+				
7- 15	0- 2	0- 1	OVERALL	0- 2	0- 2	7- 8				
6- 5	0- 1	0- 1	HOME	0- 0	0- 0	6- 3				
1- 10	0- 1	0- 0	AWAY	0- 2	0- 2	1- 5				
0- 0	0- 0	0- 0	NEUTRAL	0- 0	0- 0	0- 0				
3- 8	0- 2	0- 1	NON-CONFERENCE	0- 2	0- 0	3- 3				
3- 3	0- 1	0- 1	HOME	0- 0	0- 0	3- 1				
0- 5	0- 1	0- 0	AWAY	0- 2	0- 0	0- 2				
0- 0	0- 0	0- 0	NEUTRAL	0- 0	0- 0	0- 0				
4- 7	0- 0	0- 0	CONFERENCE	0- 0	0- 2	4- 5				
3- 2	0- 0	0- 0	HOME	0- 0	0- 0	3- 2				
1- 5	0- 0	0- 0	AWAY	0- 0	0- 2	1- 3				
0- 0	0- 0	0- 0	NEUTRAL	0- 0	0- 0	0- 0				

RPI 1-25				RPI 26-50				RPI 51-100				RPI 101+ Team's RPI: 267			
RPI	S	Opponent	Score	RPI	S	Opponent	Score	RPI	S	Opponent	Score	RPI	S	Opponent	Score
4	H	Mississippi St.	41 66	37	H	Oregon	49 86	56	A	Southern California	44 76	104	A	UC Davis	55 70
12	A	UCLA	49 72					88	A	Boise St.	49 61	110	A	Long Beach St.	57 68
												165	A	CSUN	56 67
												173	A	UC Riverside	45 63
												173	H	UC Riverside	59 79
												179	H	New Mexico St.	56 53
												200	H	San Jose St.	61 77
												225	H	Grand Canyon	51 47
												244	A	UC Santa Barbara	62 74
												244	H	UC Santa Barbara	52 67
												259	A	Cal Poly	87 79
												259	H	Cal Poly	66 57
												263	A	CSU Bakersfield	51 58
												284	A	Nevada	59 67
												314	H	Youngstown St.	72 50
												327	H	UC Irvine	79 62
												341	H	Cal St. Fullerton	60 50
LAST 12 Division I GAMES:															
244	H	UC Santa Barbara	52 67	244	A	UC Santa Barbara	62 74								
173	H	UC Riverside	59 79	259	A	Cal Poly	87 79								
165	A	CSUN	56 67	341	H	Cal St. Fullerton	60 50								
173	A	UC Riverside	45 63	104	A	UC Davis	55 70								
259	H	Cal Poly	66 57	110	A	Long Beach St.	57 68								
327	H	UC Irvine	79 62	225	H	Grand Canyon	51 47								

Non-Div I Games: Hawaii Pacific 88 54

Hawaii

■ Loss, 
■ Non-Conf, S Site, 
■ Home 
■ Away 
N Neutral

Average RPI Win:	283	WON-LOST	WINNING	LAST 10	STRENGTH OF	OPP. STRENGTH	TEAM	ADJ.	CONF.	ADJ CONF.
Average RPI Loss:	183	RECORD	PCT. RANK	GAMES	SCHEDULE	OF SCHEDULE	RPI	RPI	RPI	RPI
DIV. I ONLY	9- 13	227	8- 2	294	290	266	266	28	28	
DIV. I NON-CONF.	0- 9	335	0- 0	157	211	333	333	28	28	
TOTALS	RPI 1-25	RPI 26-50	W-L RECORDS	RPI 51-100	RPI 101-150	RPI 150+				
9- 13	0- 0	0- 1	OVERALL	0- 1	0- 3	9- 8				
5- 5	0- 0	0- 1	HOME	0- 0	0- 1	5- 3				
4- 8	0- 0	0- 0	AWAY	0- 0	0- 0	4- 0				
0- 0	0- 0	0- 0	NEUTRAL	0- 0	0- 0	0- 0				
0- 9	0- 0	0- 1	NON-CONFERENCE	0- 1	0- 2	0- 5				
0- 4	0- 0	0- 1	HOME	0- 0	0- 1	0- 2				
0- 5	0- 0	0- 0	AWAY	0- 1	0- 1	0- 3				
0- 0	0- 0	0- 0	NEUTRAL	0- 0	0- 0	0- 0				
9- 4	0- 0	0- 0	CONFERENCE	0- 0	0- 1	9- 3				
5- 1	0- 0	0- 0	HOME	0- 0	0- 0	5- 1				
4- 3	0- 0	0- 0	AWAY	0- 0	0- 1	4- 2				
0- 0	0- 0	0- 0	NEUTRAL	0- 0	0- 0	0- 0				

RPI S	Opponent	Score	RPI S	Opponent	Score	RPI S	Opponent	Score	RPI S	Opponent	Score	Team's RPI: 266
40	H Ohio	48 76	53	A West Virginia	59 82	112	A Ole Miss	62 73	119	H Stetson	47 81	
						137	A Radford	56 59	184	A UAB	66 75	
						208	A Campbell	33 58	220	H Presbyterian	87 60	
						223	H UNCG	67 69	234	A UNC Asheville	76 60	
						234	H UNC Asheville	81 70	235	H Charleston So.	68 74	
						249	H Norfolk St.	60 63	253	A Liberty	74 81	
						253	H Liberty	78 69	272	A Davidson	72 82	
						288	A Western Caro.	64 73	308	A Gardner-Webb	84 65	
						308	H Gardner-Webb	71 69	328	A Winthrop	70 57	
						328	H Winthrop	88 43	336	A Longwood	80 49	
LAST 12 Division I GAMES:												
253	H Liberty	78 69	208	A Campbell	33 58							
308	A Gardner-Webb	84 65	308	H Gardner-Webb	71 69							
328	A Winthrop	70 57	137	A Radford	56 59							
234	H UNC Asheville	81 70	234	A UNC Asheville	76 60							
336	A Longwood	80 49	235	H Charleston So.	68 74							
220	H Presbyterian	87 60	253	A Liberty	74 81							

Non-Div I Games: Spring Hill 74 58 Brevard 89 42

High Point

Loss, Non-Conf, S Site, H Home A Away N Neutral

## Hofstra

Through Games Of Feb. 14, 2017

Average RPI Win:	207	WON-LOST	WINNING	LAST 10	STRENGTH OF	OPP. STRENGTH	TEAM	ADJ.	CONF.	ADJ CONF.
Average RPI Loss:	128	RECORD	PCT. RANK	GAMES	SCHEDULE	OF SCHEDULE	RPI	RPI	RPI	RPI
DIV. I ONLY	10- 14	220	2- 8	122	160	191	191	8	8	
DIV. I NON-CONF.	7- 4	114	0- 0	202	317	128	128	8	8	
TOTALS	RPI 1-25	RPI 26-50	W-L RECORDS	RPI 51-100	RPI 101-150	RPI 150+				
10- 14	0- 0	0- 3	OVERALL	0- 2	3- 4	7- 5				
6- 6	0- 0	0- 2	HOME	0- 0	1- 1	5- 3				
4- 8	0- 0	0- 1	AWAY	0- 2	2- 3	2- 2				
0- 0	0- 0	0- 0	NEUTRAL	0- 0	0- 0	0- 0				
7- 4	0- 0	0- 0	NON-CONFERENCE	0- 1	2- 1	5- 2				
4- 1	0- 0	0- 0	HOME	0- 0	0- 0	4- 1				
3- 3	0- 0	0- 0	AWAY	0- 1	2- 1	1- 1				
0- 0	0- 0	0- 0	NEUTRAL	0- 0	0- 0	0- 0				
3- 10	0- 0	0- 3	CONFERENCE	0- 1	1- 3	2- 3				
2- 5	0- 0	0- 2	HOME	0- 0	1- 1	1- 2				
1- 5	0- 0	0- 1	AWAY	0- 1	0- 2	1- 1				
0- 0	0- 0	0- 0	NEUTRAL	0- 0	0- 0	0- 0				

RPI S	Opponent	Score	RPI S	Opponent	Score	RPI S	Opponent	Score	RPI S	Opponent	Score	Team's RPI: 191
30	H Elon	53 64	39	A James Madison	57 93	66	A Drexel	43 65	104	A UC Davis	64 60	
39	H James Madison	50 61				71	A Buffalo	50 74	108	A Saint Joseph's	75 64	
									118	A Delaware	45 56	
									118	H Delaware	56 73	
									126	A Navy	69 78	
									130	A William & Mary	65 81	
									130	H William & Mary	64 61	
									180	H Northeastern	51 53	
									183	H Hartford	67 69	
									188	A Towson	70 61	
									190	H American	72 67	
									203	A Col. of Charleston	55 71	
									203	H Col. of Charleston	85 81	
									206	H UNCW	54 56	
									242	H Marist	62 42	
									265	A Stony Brook	67 64	
									286	A Sacramento St.	85 97	
									290	H Massachusetts	71 55	
									348	H Delaware St.	64 44	
LAST 12 Division I GAMES:												
118	A Delaware	45 56	203	A Col. of Charleston	55 71							
203	H Col. of Charleston	85 81	66	A Drexel	43 65							
130	A William & Mary	65 81	206	H UNCW	54 56							
130	H William & Mary	64 61	118	H Delaware	56 73							
39	H James Madison	50 61	188	A Towson	70 61							
30	H Elon	53 64	39	A James Madison	57 93							

Non-Div I Games:

Hofstra

■ Loss, 
 ■ Non-Conf, S Site, 
 ■ Home 
 ■ Away 
 N Neutral

## Holy Cross

Through Games Of Feb. 14, 2017

Average RPI Win:	244	WON-LOST	WINNING	LAST 10	STRENGTH OF	OPP. STRENGTH	TEAM	ADJ.	CONF.	ADJ CONF.
Average RPI Loss:	195	RECORD	PCT. RANK	GAMES	SCHEDULE	OF SCHEDULE	RPI	RPI	RPI	RPI
DIV. I ONLY	6- 18	299	4- 6	292	259	319	319	24	24	
DIV. I NON-CONF.	2- 9	293	0- 0	311	243	340	340	25	25	
TOTALS	RPI 1-25	RPI 26-50	W-L RECORDS	RPI 51-100	RPI 101-150	RPI 150+				
6- 18	0- 1	0- 1	OVERALL	1- 2	0- 3	5- 11				
4- 8	0- 0	0- 1	HOME	1- 1	0- 2	3- 4				
2- 10	0- 1	0- 0	AWAY	0- 1	0- 1	2- 7				
0- 0	0- 0	0- 0	NEUTRAL	0- 0	0- 0	0- 0				
2- 9	0- 1	0- 1	NON-CONFERENCE	0- 1	0- 1	2- 5				
2- 3	0- 0	0- 1	HOME	0- 1	0- 1	2- 0				
0- 6	0- 1	0- 0	AWAY	0- 0	0- 0	0- 5				
0- 0	0- 0	0- 0	NEUTRAL	0- 0	0- 0	0- 0				
4- 9	0- 0	0- 0	CONFERENCE	1- 1	0- 2	3- 6				
2- 5	0- 0	0- 0	HOME	1- 0	0- 1	1- 4				
2- 4	0- 0	0- 0	AWAY	0- 1	0- 1	2- 2				
0- 0	0- 0	0- 0	NEUTRAL	0- 0	0- 0	0- 0				

RPI 1-25			RPI 26-50			RPI 51-100			RPI 101+ Team's RPI: 319		
RPI	S	Opponent	Score	RPI	S	Opponent	Score	RPI	S	Opponent	Score
23	A	Arizona St.	33 63	46	H	Quinnipiac	55 78	74	A	Bucknell	48 77
								74	H	Bucknell	63 51
								76	H	Penn St.	48 84
								126	A	Navy	56 57
								126	H	Navy	71 73
								142	H	Yale	70 71
								156	H	Army West Point	59 67
								190	A	American	61 60
								231	A	Dartmouth	49 53
								242	H	Marist	50 46
								245	A	Colgate	52 70
								245	H	Colgate	54 62
								247	H	Boston U.	49 66
								279	A	Vermont	52 63
								283	A	Manhattan	56 60
								290	A	Massachusetts	66 69
								297	A	Bryant	74 76
								303	A	Lehigh	64 80
								303	H	Lehigh	65 47
								315	A	Lafayette	67 61
								315	H	Lafayette	70 85
								340	H	UMass Lowell	62 47
LAST 12 Division I GAMES:											
303	A	Lehigh	64 80	156	H	Army West Point	59 67				
315	H	Lafayette	70 85	303	H	Lehigh	65 47				
74	H	Bucknell	63 51	315	A	Lafayette	67 61				
245	A	Colgate	52 70	74	A	Bucknell	48 77				
126	H	Navy	71 73	245	H	Colgate	54 62				
190	A	American	61 60	126	A	Navy	56 57				

Non-Div I Games:

Holy Cross

■ Loss, 
 ■ Non-Conf, S Site, 
 ■ Home 
 ■ Away 
 N Neutral



Average RPI Win:	210	WON-LOST	WINNING	LAST 10	STRENGTH OF	OPP. STRENGTH	TEAM	ADJ.	CONF.	ADJ CONF.
Average RPI Loss:	94	RECORD	PCT. RANK	GAMES	SCHEDULE	OF SCHEDULE	RPI	RPI	RPI	RPI
DIV. I ONLY	9- 16	247	1- 9	80	94	182	182	5	5	
DIV. I NON-CONF.	7- 6	157	0- 0	146	257	148	148	5	5	
TOTALS	RPI 1-25	RPI 26-50	W-L RECORDS	RPI 51-100	RPI 101-150	RPI 150+				
9- 16	0- 2	0- 2	OVERALL	0- 3	2- 8	7- 1				
5- 7	0- 1	0- 1	HOME	0- 1	1- 3	4- 1				
4- 8	0- 1	0- 1	AWAY	0- 2	1- 4	3- 0				
0- 1	0- 0	0- 0	NEUTRAL	0- 0	0- 1	0- 0				
7- 6	0- 0	0- 0	NON-CONFERENCE	0- 2	0- 3	7- 1				
4- 2	0- 0	0- 0	HOME	0- 0	0- 1	4- 1				
3- 3	0- 0	0- 0	AWAY	0- 2	0- 1	3- 0				
0- 1	0- 0	0- 0	NEUTRAL	0- 0	0- 1	0- 0				
2- 10	0- 2	0- 2	CONFERENCE	0- 1	2- 5	0- 0				
1- 5	0- 1	0- 1	HOME	0- 1	1- 2	0- 0				
1- 5	0- 1	0- 1	AWAY	0- 0	1- 3	0- 0				
0- 0	0- 0	0- 0	NEUTRAL	0- 0	0- 0	0- 0				

RPI	S	Opponent	Score	RPI	S	Opponent	Score	RPI	S	Opponent	Score	RPI	S	Opponent	Score	Team's RPI: 182
1	A	UConn	42 91	42	A	Tulane	56 82	84	A	UNLV	53 64	101	N	Central Ark.	55 69	
24	H	Temple	57 69	42	H	Tulane	49 57	85	A	Texas Tech	60 84	102	H	Mercer	60 64	
								86	H	SMU	45 66	110	A	Long Beach St.	55 65	
												111	A	UCF	59 85	
												111	H	UCF	48 62	
												140	H	Tulsa	71 66	
												143	A	Cincinnati	64 85	
												143	H	Cincinnati	62 71	
												144	A	East Carolina	73 62	
												145	A	Memphis	65 66	
												161	A	UTSA	56 49	
												163	A	Louisiana	69 64	
												175	H	Texas St.	56 61	
												194	H	Rutgers	53 51	
												203	H	Col. of Charleston	79 63	
												260	A	UTRGV	68 52	
												294	H	Alcorn	85 70	
												330	H	Southeastern La.	83 80	
LAST 12 Division I GAMES:																
143	H	Cincinnati	62 71	86	H	SMU	45 66									
111	A	UCF	59 85	24	H	Temple	57 69									
144	A	East Carolina	73 62	42	A	Tulane	56 82									
42	H	Tulane	49 57	111	H	UCF	48 62									
1	A	UConn	42 91	143	A	Cincinnati	64 85									
145	A	Memphis	65 66	140	H	Tulsa	71 66									

Non-Div I Games:

Houston

  Loss, 
  Non-Conf, 
  S Site, 
  H Home 
  A Away 
N Neutral

## Houston Baptist

Through Games Of Feb. 14, 2017

Average RPI Win:	321	WON-LOST	WINNING	LAST 10	STRENGTH OF	OPP. STRENGTH	TEAM	ADJ.	CONF.	ADJ CONF.
Average RPI Loss:	211	RECORD	PCT. RANK	GAMES	SCHEDULE	OF SCHEDULE	RPI	RPI	RPI	RPI
DIV. I ONLY	3- 17	329	2- 8	324	284	346	346	27	27	
DIV. I NON-CONF.	0- 8	335	0- 0	138	164	324	324	27	27	
TOTALS	RPI 1-25	RPI 26-50	W-L RECORDS	RPI 51-100	RPI 101-150	RPI 150+				
3- 17	0- 2	0- 0	OVERALL	0- 1	0- 2	3- 12				
3- 7	0- 0	0- 0	HOME	0- 0	0- 1	3- 6				
0- 10	0- 0	0- 0	AWAY	0- 0	0- 0	0- 4				
0- 0	0- 0	0- 0	NEUTRAL	0- 0	0- 0	0- 0				
0- 8	0- 2	0- 0	NON-CONFERENCE	0- 0	0- 1	0- 5				
0- 4	0- 0	0- 0	HOME	0- 0	0- 0	0- 4				
0- 4	0- 2	0- 0	AWAY	0- 0	0- 1	0- 1				
0- 0	0- 0	0- 0	NEUTRAL	0- 0	0- 0	0- 0				
3- 9	0- 0	0- 0	CONFERENCE	0- 1	0- 1	3- 7				
3- 3	0- 0	0- 0	HOME	0- 0	0- 1	3- 2				
0- 6	0- 0	0- 0	AWAY	0- 1	0- 0	0- 5				
0- 0	0- 0	0- 0	NEUTRAL	0- 0	0- 0	0- 0				

RPI	S	Opponent	Score	RPI	S	Opponent	Score	RPI	S	Opponent	Score	RPI	S	Opponent	Score	Team's RPI: 346
5	A	Texas	46 98					95	A	SFA	49 86	101	H	Central Ark.	49 80	
8	A	Baylor	43 118									136	A	Arkansas	40 101	
												151	H	Oral Roberts	65 75	
												189	H	Rice	53 79	
												199	H	Texas Southern	34 50	
												211	H	New Orleans	63 73	
												268	A	McNeese	53 68	
												285	H	A&M-Corpus Christi	56 51	
												291	A	UTEP	45 75	
												292	A	Northwestern St.	54 75	
												296	A	Nicholls St.	57 76	
												330	H	Southeastern La.	71 87	
												332	H	La.-Monroe	65 77	
												335	A	Incarnate Word	54 69	
												335	H	Incarnate Word	68 51	
												342	A	Sam Houston St.	63 78	
												342	H	Sam Houston St.	61 51	
LAST 12 Division I GAMES:																
342	A	Sam Houston St.	63 78	335	H	Incarnate Word	68 51									
292	A	Northwestern St.	54 75	101	H	Central Ark.	49 80									
285	H	A&M-Corpus Christi	56 51	268	A	McNeese	53 68									
335	A	Incarnate Word	54 69	330	H	Southeastern La.	71 87									
296	A	Nicholls St.	57 76	342	H	Sam Houston St.	61 51									
211	H	New Orleans	63 73	95	A	SFA	49 86									

Non-Div I Games: S'western Assemblie71 52 Arlington Baptist 75 55

Houston Baptist

Loss, Non-Conf, S Site, H Home A Away N Neutral

Average RPI Win: <b>296</b>	WON-LOST	WINNING	LAST 10	STRENGTH OF	OPP. STRENGTH	TEAM	ADJ.	CONF.	ADJ CONF.
Average RPI Loss: <b>212</b>	RECORD	PCT. RANK	GAMES	SCHEDULE	OF SCHEDULE	RPI	RPI	RPI	RPI
DIV. I ONLY	11- 12	187	6- 4	327	342	254	254	32	32
DIV. I NON-CONF.	4- 8	230	1- 0	251	334	251	251	31	31
TOTALS	RPI 1-25	RPI 26-50	W-L RECORDS	RPI 51-100	RPI 101-150	RPI 150+			
11- 12	0- 0	0- 1	OVERALL	0- 1	0- 3	11- 7			
6- 2	0- 0	0- 0	HOME	0- 0	0- 0	6- 2			
5- 10	0- 0	0- 1	AWAY	0- 1	0- 3	5- 5			
0- 0	0- 0	0- 0	NEUTRAL	0- 0	0- 0	0- 0			
4- 8	0- 0	0- 1	NON-CONFERENCE	0- 1	0- 3	4- 3			
2- 1	0- 0	0- 0	HOME	0- 0	0- 0	2- 1			
2- 7	0- 0	0- 1	AWAY	0- 1	0- 3	2- 2			
0- 0	0- 0	0- 0	NEUTRAL	0- 0	0- 0	0- 0			
7- 4	0- 0	0- 0	CONFERENCE	0- 0	0- 0	7- 4			
4- 1	0- 0	0- 0	HOME	0- 0	0- 0	4- 1			
3- 3	0- 0	0- 0	AWAY	0- 0	0- 0	3- 3			
0- 0	0- 0	0- 0	NEUTRAL	0- 0	0- 0	0- 0			

RPI 1-25	RPI 26-50	RPI 51-100	RPI 101+ Team's RPI: 254
RPI S Opponent Score	RPI S Opponent Score	RPI S Opponent Score	RPI S Opponent Score
	31  Michigan 41  109	53  West Virginia 49  95	128  Cornell 55  67
			143  Cincinnati 56  66
			148  Brown 78  83
			170  Hampton 67 62
			212  Robert Morris 42  59
			221  Bethune-Cookman 54  75
			250  UMES 72 71
			262  Savannah St. 55 49
			277  N.C. A&T 55  63
			279  Vermont 64 57
			301  Coppin St. 66 58
			304  Mt. St. Mary's 95 62
			317  NJIT 55  70
			322  St. Francis Brooklyn 78 63
			325  Ill.-Chicago 63  70
			338  Fairleigh Dickinson 71 68
			339  Morgan St. 72  73
			343  N.C. Central 73 50
			344  Florida A&M 51  55
			344  Florida A&M 72 58
			345  South Carolina St. 75 57
LAST 12 Division I GAMES:			
	339  Morgan St. 72  73	343  N.C. Central 73 50	
	170  Hampton 67 62	277  N.C. A&T 55  63	
	221  Bethune-Cookman 54  75	301  Coppin St. 66 58	
	344  Florida A&M 51  55	250  UMES 72 71	
	345  South Carolina St. 75 57	344  Florida A&M 72 58	
	262  Savannah St. 55 49	279  Vermont 64 57	

Non-Div I Games:

Howard

Average RPI Win:	190	WON-LOST	WINNING	LAST 10	STRENGTH OF	OPP. STRENGTH	TEAM	ADJ.	CONF.	ADJ CONF.
Average RPI Loss:	84	RECORD	PCT. RANK	GAMES	SCHEDULE	OF SCHEDULE	RPI	RPI	RPI	RPI
DIV. I ONLY	17- 7	65	8- 2	120	134	62	62	11	11	
DIV. I NON-CONF.	8- 3	67	0- 0	117	142	69	69	10	10	
TOTALS	RPI 1-25	RPI 26-50	W-L RECORDS	RPI 51-100	RPI 101-150	RPI 150+				
17- 7	0- 0	2- 2	OVERALL	3- 3	1- 0	11- 2				
9- 2	0- 0	2- 1	HOME	1- 1	0- 0	6- 0				
8- 5	0- 0	0- 1	AWAY	2- 2	1- 0	5- 2				
0- 0	0- 0	0- 0	NEUTRAL	0- 0	0- 0	0- 0				
8- 3	0- 0	1- 1	NON-CONFERENCE	1- 2	1- 0	5- 0				
3- 2	0- 0	1- 1	HOME	0- 1	0- 0	2- 0				
5- 1	0- 0	0- 0	AWAY	1- 1	1- 0	3- 0				
0- 0	0- 0	0- 0	NEUTRAL	0- 0	0- 0	0- 0				
9- 4	0- 0	1- 1	CONFERENCE	2- 1	0- 0	6- 2				
6- 0	0- 0	1- 0	HOME	1- 0	0- 0	4- 0				
3- 4	0- 0	0- 1	AWAY	1- 1	0- 0	2- 2				
0- 0	0- 0	0- 0	NEUTRAL	0- 0	0- 0	0- 0				

RPI 1-25			RPI 26-50			RPI 51-100			Team's RPI: 62			RPI 101+			
RPI	S	Opponent	Score	RPI	S	Opponent	Score	RPI	S	Opponent	Score	RPI	S	Opponent	Score
				27	H	Missouri	73 45	64	H	UNI	62 69	132	A	VCU	71 62
				36	A	South Dakota St.	49 68	68	A	South Dakota	62 75	151	A	Oral Roberts	45 54
				36	H	South Dakota St.	64 59	75	A	Belmont	72 78	151	H	Oral Roberts	53 41
				40	H	Ohio	65 71	94	A	Western Ill.	76 72	153	A	Omaha	44 64
								94	H	Western Ill.	66 52	153	H	Omaha	79 47
								99	A	Purdue	67 62	202	A	Indiana St.	45 35
												213	A	Miami (OH)	65 53
												236	H	Ga. Southern	83 57
												257	H	Tennessee Tech	77 63
												295	A	Denver	67 45
												295	H	Denver	71 49
												298	H	North Dakota St.	71 58
												324	A	Fort Wayne	62 48
												325	A	Ill.-Chicago	67 57
LAST 12 Division I GAMES:															
				36	H	South Dakota St.	64 59	298	H	North Dakota St.	71 58				
				295	A	Denver	67 45	151	H	Oral Roberts	53 41				
				151	A	Oral Roberts	45 54	295	H	Denver	71 49				
				153	H	Omaha	79 47	36	A	South Dakota St.	49 68				
				324	A	Fort Wayne	62 48	68	A	South Dakota	62 75				
				94	A	Western Ill.	76 72	153	A	Omaha	44 64				

Non-Div I Games: Oakland City 95 62 Ind.-Northwest 89 36

IUPUI

Loss, Non-Conf, S Site, H Home A Away N Neutral

Average RPI Win:	255	WON-LOST	WINNING	LAST 10	STRENGTH OF	OPP. STRENGTH	TEAM	ADJ.	CONF.	ADJ CONF.
Average RPI Loss:	89	RECORD	PCT. RANK	GAMES	SCHEDULE	OF SCHEDULE	RPI	RPI	RPI	RPI
DIV. I ONLY	11- 11	174	7- 3	110	202	124	124	19	19	
DIV. I NON-CONF.	3- 6	230	0- 0	21	104	87	87	18	18	
TOTALS	RPI 1-25	RPI 26-50	W-L RECORDS	RPI 51-100	RPI 101-150	RPI 150+				
11- 11	0- 2	0- 1	OVERALL	1- 4	1- 2	9- 2				
3- 3	0- 0	0- 0	HOME	0- 1	1- 1	2- 1				
8- 5	0- 0	0- 0	AWAY	1- 0	0- 0	7- 0				
0- 3	0- 1	0- 0	NEUTRAL	0- 2	0- 0	0- 0				
3- 6	0- 2	0- 1	NON-CONFERENCE	1- 2	0- 0	2- 1				
0- 0	0- 0	0- 0	HOME	0- 0	0- 0	0- 0				
3- 3	0- 1	0- 1	AWAY	1- 0	0- 0	2- 1				
0- 3	0- 1	0- 0	NEUTRAL	0- 2	0- 0	0- 0				
8- 5	0- 0	0- 0	CONFERENCE	0- 2	1- 2	7- 1				
3- 3	0- 0	0- 0	HOME	0- 1	1- 1	2- 1				
5- 2	0- 0	0- 0	AWAY	0- 1	0- 1	5- 0				
0- 0	0- 0	0- 0	NEUTRAL	0- 0	0- 0	0- 0				

RPI 1-25				RPI 26-50				RPI 51-100				RPI 101+ Team's RPI: 124			
RPI	S	Opponent	Score	RPI	S	Opponent	Score	RPI	S	Opponent	Score	RPI	S	Opponent	Score
7	A	Washington	53 105	37	A	Oregon	70 73	64	N	UNI	74 76	114	H	Northern Colo.	67 71
9	N	Oregon St.	49 60					70	A	Montana St.	64 80	125	A	Eastern Wash.	57 67
								70	H	Montana St.	61 66	135	H	North Dakota	74 61
								84	N	UNLV	61 73	174	H	Idaho St.	60 67
								100	A	Wyoming	74 71	215	H	Weber St.	95 77
												225	A	Grand Canyon	60 64
												227	A	Seattle U	68 64
												256	A	Portland St.	72 66
												286	A	Sacramento St.	72 58
												287	A	Southern Utah	85 68
												305	A	Northern Ariz.	91 80
												326	A	Montana	86 59
												326	H	Montana	75 50
												341	A	Cal St. Fullerton	88 86
LAST 12 Division I GAMES:															
135	H	North Dakota	74 61	305	A	Northern Ariz.	91 80								
114	H	Northern Colo.	67 71	287	A	Southern Utah	85 68								
286	A	Sacramento St.	72 58	174	H	Idaho St.	60 67								
256	A	Portland St.	72 66	215	H	Weber St.	95 77								
326	H	Montana	75 50	70	A	Montana St.	64 80								
70	H	Montana St.	61 66	326	A	Montana	86 59								

Non-Div I Games: Lewis-Clark St. 85 49 Central Wash. 79 45

Idaho

Loss, Non-Conf, S Site, H Home A Away N Neutral

Average RPI Win:	254	WON-LOST	WINNING	LAST 10	STRENGTH OF	OPP. STRENGTH	TEAM	ADJ.	CONF.	ADJ CONF.
Average RPI Loss:	117	RECORD	PCT. RANK	GAMES	SCHEDULE	OF SCHEDULE	RPI	RPI	RPI	RPI
DIV. I ONLY	13- 9	123	6- 4	277	163	174	174	19	19	
DIV. I NON-CONF.	5- 5	165	0- 0	305	66	198	198	18	18	
TOTALS	RPI 1-25	RPI 26-50	W-L RECORDS	RPI 51-100	RPI 101-150	RPI 150+				
13- 9	0- 1	0- 1	OVERALL	1- 1	1- 3	11- 3				
8- 2	0- 0	0- 0	HOME	1- 0	0- 2	7- 0				
4- 6	0- 0	0- 0	AWAY	0- 0	1- 0	3- 0				
1- 1	0- 0	0- 1	NEUTRAL	0- 0	0- 0	1- 0				
5- 5	0- 1	0- 1	NON-CONFERENCE	0- 1	0- 0	5- 2				
3- 0	0- 0	0- 0	HOME	0- 0	0- 0	3- 0				
1- 4	0- 1	0- 0	AWAY	0- 1	0- 0	1- 2				
1- 1	0- 0	0- 1	NEUTRAL	0- 0	0- 0	1- 0				
8- 4	0- 0	0- 0	CONFERENCE	1- 0	1- 3	6- 1				
5- 2	0- 0	0- 0	HOME	1- 0	0- 2	4- 0				
3- 2	0- 0	0- 0	AWAY	0- 0	1- 1	2- 1				
0- 0	0- 0	0- 0	NEUTRAL	0- 0	0- 0	0- 0				

RPI 1-25				RPI 26-50				RPI 51-100				RPI 101+ Team's RPI: 174			
RPI	S	Opponent	Score	RPI	S	Opponent	Score	RPI	S	Opponent	Score	RPI	S	Opponent	Score
9	A	Oregon St.	38 61	39	N	James Madison	53 83	70	H	Montana St.	67 59	114	H	Northern Colo.	62 77
								81	A	Colorado	56 85	124	A	Idaho	67 60
												125	A	Eastern Wash.	41 58
												135	H	North Dakota	62 65
												155	A	Santa Clara	78 82
												178	A	Utah St.	56 69
												207	A	Wisconsin	42 35
												215	A	Weber St.	43 50
												215	H	Weber St.	57 52
												256	H	Portland St.	53 47
												272	N	Davidson	70 58
												286	H	Sacramento St.	79 60
												287	A	Southern Utah	71 68
												295	H	Denver	65 64
												305	A	Northern Ariz.	64 51
												326	H	Montana	61 43
												327	H	UC Irvine	65 54
												329	H	Utah Valley	61 56
LAST 12 Division I GAMES:															
286	H	Sacramento St.	79 60	114	H	Northern Colo.	62 77								
256	H	Portland St.	53 47	124	A	Idaho	67 60								
287	A	Southern Utah	71 68	125	A	Eastern Wash.	41 58								
305	A	Northern Ariz.	64 51	215	A	Weber St.	43 50								
215	H	Weber St.	57 52	70	H	Montana St.	67 59								
135	H	North Dakota	62 65	326	H	Montana	61 43								

Non-Div I Games: Montana Tech 77 55

Idaho St.

■ Loss, 
 ■ Non-Conf, 
 ■ S Site, 
 ■ H Home 
 ■ A Away 
 N Neutral

Average RPI Win:	<b>283</b>	WON-LOST	WINNING	LAST 10	STRENGTH OF	OPP. STRENGTH	TEAM	ADJ.	CONF.	ADJ CONF.
Average RPI Loss:	<b>178</b>	RECORD	PCT. RANK	GAMES	SCHEDULE	OF SCHEDULE	RPI	RPI	RPI	RPI
DIV. I ONLY	<b>2- 21</b>	<b>342</b>	<b>1- 9</b>	<b>186</b>	<b>274</b>	<b>325</b>	<b>325</b>	<b>20</b>	<b>20</b>	
DIV. I NON-CONF.	<b>1- 8</b>	<b>314</b>	<b>0- 0</b>	<b>161</b>	<b>216</b>	<b>301</b>	<b>301</b>	<b>21</b>	<b>21</b>	
TOTALS	RPI 1-25	RPI 26-50	W-L RECORDS	RPI 51-100	RPI 101-150	RPI 150+				
2- 21	0- 0	0- 1	OVERALL	0- 5	0- 3	2- 12				
1- 10	0- 0	0- 1	HOME	0- 1	0- 1	1- 7				
1- 11	0- 0	0- 0	AWAY	0- 4	0- 2	1- 5				
0- 0	0- 0	0- 0	NEUTRAL	0- 0	0- 0	0- 0				
1- 8	0- 0	0- 0	NON-CONFERENCE	0- 5	0- 0	1- 3				
0- 4	0- 0	0- 0	HOME	0- 1	0- 0	0- 3				
1- 4	0- 0	0- 0	AWAY	0- 4	0- 0	1- 0				
0- 0	0- 0	0- 0	NEUTRAL	0- 0	0- 0	0- 0				
1- 13	0- 0	0- 1	CONFERENCE	0- 0	0- 3	1- 9				
1- 6	0- 0	0- 1	HOME	0- 0	0- 1	1- 4				
0- 7	0- 0	0- 0	AWAY	0- 0	0- 2	0- 5				
0- 0	0- 0	0- 0	NEUTRAL	0- 0	0- 0	0- 0				

RPI 1-25				RPI 26-50				RPI 51-100				RPI 101+				Team's RPI: 325	
RPI	S	Opponent	Score	RPI	S	Opponent	Score	RPI	S	Opponent	Score	RPI	S	Opponent	Score		
				34	H	Green Bay	65 79	57	A	Northwestern	44 88	138	A	Detroit	76 98		
								59	A	Central Mich.	55 77	150	A	Wright St.	51 62		
								62	H	IUPUI	57 67	150	H	Wright St.	54 73		
								72	A	Virginia	39 76	166	A	Oakland	58 81		
								83	A	Toledo	51 79	172	A	Milwaukee	55 83		
												172	H	Milwaukee	65 88		
												185	A	Cleveland St.	59 77		
												185	H	Cleveland St.	59 63		
												217	H	Bradley	56 65		
												254	A	Howard	70 63		
												282	A	Northern Ky.	49 66		
												282	H	Northern Ky.	37 58		
												311	H	Valparaiso	74 60		
												313	H	Illinois St.	52 59		
												314	A	Youngstown St.	54 70		
												314	H	Youngstown St.	59 65		
												324	H	Fort Wayne	55 61		
LAST 12 Division I GAMES:																	
				150	A	Wright St.	51 62	150	H	Wright St.	54 73						
				282	A	Northern Ky.	49 66	172	A	Milwaukee	55 83						
				314	H	Youngstown St.	59 65	185	A	Cleveland St.	59 77						
				185	H	Cleveland St.	59 63	314	A	Youngstown St.	54 70						
				311	H	Valparaiso	74 60	34	H	Green Bay	65 79						
				282	H	Northern Ky.	37 58	172	H	Milwaukee	65 88						

Non-Div I Games: Lake Forest 84 48 Robert Morris (IL) 106 58

Ill.-Chicago

Average RPI Win:	201	WON-LOST	WINNING	LAST 10	STRENGTH OF	OPP. STRENGTH	TEAM	ADJ.	CONF.	ADJ CONF.
Average RPI Loss:	71	RECORD	PCT. RANK	GAMES	SCHEDULE	OF SCHEDULE	RPI	RPI	RPI	RPI
DIV. I ONLY	8- 18	277	1- 9	23	98	186	186	6	6	
DIV. I NON-CONF.	5- 8	218	0- 0	44	290	197	197	6	6	
TOTALS	RPI 1-25	RPI 26-50	W-L RECORDS	RPI 51-100	RPI 101-150	RPI 150+				
8- 18	0- 3	1- 4	OVERALL	1- 8	1- 2	5- 1				
8- 8	0- 1	1- 1	HOME	1- 3	1- 2	5- 1				
0- 10	0- 2	0- 3	AWAY	0- 5	0- 0	0- 0				
0- 0	0- 0	0- 0	NEUTRAL	0- 0	0- 0	0- 0				
5- 8	0- 0	0- 2	NON-CONFERENCE	1- 3	1- 2	3- 1				
5- 4	0- 0	0- 0	HOME	1- 1	1- 2	3- 1				
0- 4	0- 0	0- 2	AWAY	0- 2	0- 0	0- 0				
0- 0	0- 0	0- 0	NEUTRAL	0- 0	0- 0	0- 0				
3- 10	0- 3	1- 2	CONFERENCE	0- 5	0- 0	2- 0				
3- 4	0- 1	1- 1	HOME	0- 2	0- 0	2- 0				
0- 6	0- 2	0- 1	AWAY	0- 3	0- 0	0- 0				
0- 0	0- 0	0- 0	NEUTRAL	0- 0	0- 0	0- 0				

RPI 1-25				RPI 26-50				RPI 51-100				RPI 101+ Team's RPI: 186			
RPI	S	Opponent	Score	RPI	S	Opponent	Score	RPI	S	Opponent	Score	RPI	S	Opponent	Score
18	A	Maryland	59 84	31	H	Michigan	70 86	52	A	Michigan St.	47 71	102	H	Mercer	33 51
18	H	Maryland	49 94	40	A	Ohio	68 80	55	A	Minnesota	50 78	145	H	Memphis	54 64
25	A	Ohio St.	64 88	47	A	Iowa	58 78	59	A	Central Mich.	51 82	150	H	Wright St.	76 72
				47	H	Iowa	70 65	68	A	South Dakota	68 77	194	H	Rutgers	78 41
				48	A	George Washington	56 72	69	H	Wake Forest	70 79	201	H	Nebraska	79 59
								76	A	Penn St.	66 82	251	H	Marshall	53 55
								76	H	Penn St.	62 80	274	H	Ark.-Pine Bluff	70 58
								96	H	FGCU	82 73	320	H	USC Upstate	77 57
								99	H	Purdue	64 72	324	H	Fort Wayne	56 33
LAST 12 Division I GAMES:															
76	H	Penn St.	62 80	25	A	Ohio St.	64 88								
18	A	Maryland	59 84	55	A	Minnesota	50 78								
99	H	Purdue	64 72	201	H	Nebraska	79 59								
31	H	Michigan	70 86	47	A	Iowa	58 78								
76	A	Penn St.	66 82	194	H	Rutgers	78 41								
18	H	Maryland	49 94	52	A	Michigan St.	47 71								

Non-Div I Games:

Illinois

■ Loss, 
■ Non-Conf, 
■ S Site, 
■ H Home 
■ A Away 
N Neutral



Average RPI Win:	294	WON-LOST	WINNING	LAST 10	STRENGTH OF	OPP. STRENGTH	TEAM	ADJ.	CONF.	ADJ CONF.
Average RPI Loss:	143	RECORD	PCT. RANK	GAMES	SCHEDULE	OF SCHEDULE	RPI	RPI	RPI	RPI
DIV. I ONLY	6- 18	299	2- 8	233	178	313	313	16	16	
DIV. I NON-CONF.	3- 8	262	0- 0	276	195	305	305	14	14	
TOTALS	RPI 1-25	RPI 26-50	W-L RECORDS	RPI 51-100	RPI 101-150	RPI 150+				
6- 18	0- 1	0- 2	OVERALL	0- 4	0- 1	6- 10				
5- 8	0- 0	0- 1	HOME	0- 1	0- 1	5- 5				
1- 10	0- 1	0- 1	AWAY	0- 3	0- 0	1- 5				
0- 0	0- 0	0- 0	NEUTRAL	0- 0	0- 0	0- 0				
3- 8	0- 1	0- 0	NON-CONFERENCE	0- 2	0- 1	3- 4				
2- 4	0- 0	0- 0	HOME	0- 0	0- 1	2- 3				
1- 4	0- 1	0- 0	AWAY	0- 2	0- 0	1- 1				
0- 0	0- 0	0- 0	NEUTRAL	0- 0	0- 0	0- 0				
3- 10	0- 0	0- 2	CONFERENCE	0- 2	0- 0	3- 6				
3- 4	0- 0	0- 1	HOME	0- 1	0- 0	3- 2				
0- 6	0- 0	0- 1	AWAY	0- 1	0- 0	0- 4				
0- 0	0- 0	0- 0	NEUTRAL	0- 0	0- 0	0- 0				

RPI 1-25				RPI 26-50				RPI 51-100				RPI 101+ Team's RPI: 313			
RPI	S	Opponent	Score	RPI	S	Opponent	Score	RPI	S	Opponent	Score	RPI	S	Opponent	Score
23	A	Arizona St.	40 76	38	A	Drake	49 101	64	A	UNI	51 82	142	H	Yale	45 59
				38	H	Drake	36 87	64	H	UNI	40 78	152	A	Missouri St.	60 65
								82	A	Northern Ill.	66 108	168	H	Southern Ill.	56 63
								94	A	Western Ill.	50 80	172	H	Milwaukee	60 68
												176	H	George Mason	46 72
												202	A	Indiana St.	49 63
												202	H	Indiana St.	47 65
												205	A	Wichita St.	45 67
												207	H	Wisconsin	46 64
												217	H	Bradley	71 63
												222	A	SIUE	80 92
												280	H	Evansville	71 58
												310	H	Eastern Ill.	60 49
												311	H	Valparaiso	77 56
												321	A	Loyola Chicago	61 64
												321	H	Loyola Chicago	63 51
												325	A	Ill.-Chicago	59 52
LAST 12 Division I GAMES:															
				64	A	UNI	51 82	205	A	Wichita St.	45 67				
				38	A	Drake	49 101	152	A	Missouri St.	60 65				
				321	H	Loyola Chicago	63 51	38	H	Drake	36 87				
				202	H	Indiana St.	47 65	64	H	UNI	40 78				
				168	H	Southern Ill.	56 63	202	A	Indiana St.	49 63				
				280	H	Evansville	71 58	321	A	Loyola Chicago	61 64				

Non-Div I Games:

Illinois St.

Average RPI Win:	326	WON-LOST	WINNING	LAST 10	STRENGTH OF	OPP. STRENGTH	TEAM	ADJ.	CONF.	ADJ CONF.
Average RPI Loss:	206	RECORD	PCT. RANK	GAMES	SCHEDULE	OF SCHEDULE	RPI	RPI	RPI	RPI
DIV. I ONLY	4- 18	320	2- 8	319	310	335	335	27	27	
DIV. I NON-CONF.	0- 9	335	0- 0	313	271	348	348	27	27	
TOTALS	RPI 1-25	RPI 26-50	W-L RECORDS	RPI 51-100	RPI 101-150	RPI 150+				
4- 18	0- 0	0- 0	OVERALL	0- 1	0- 4	4- 13				
2- 6	0- 0	0- 0	HOME	0- 1	0- 1	2- 4				
2- 10	0- 0	0- 0	AWAY	0- 0	0- 0	2- 0				
0- 2	0- 0	0- 0	NEUTRAL	0- 0	0- 0	0- 2				
0- 9	0- 0	0- 0	NON-CONFERENCE	0- 0	0- 1	0- 8				
0- 2	0- 0	0- 0	HOME	0- 0	0- 0	0- 2				
0- 5	0- 0	0- 0	AWAY	0- 0	0- 1	0- 4				
0- 2	0- 0	0- 0	NEUTRAL	0- 0	0- 0	0- 2				
4- 9	0- 0	0- 0	CONFERENCE	0- 1	0- 3	4- 5				
2- 4	0- 0	0- 0	HOME	0- 1	0- 1	2- 2				
2- 5	0- 0	0- 0	AWAY	0- 0	0- 2	2- 3				
0- 0	0- 0	0- 0	NEUTRAL	0- 0	0- 0	0- 0				

RPI 1-25			RPI 26-50			RPI 51-100				RPI 101+			Team's RPI: 335				
RPI	S	Opponent	Score	RPI	S	Opponent	Score	RPI	S	Opponent	Score	RPI	S	Opponent	Score		
								95	H	SFA	75	94	101	A	Central Ark.	50	63
													121	A	TCU	40	88
													122	H	Abilene Christian	66	75
													134	A	Lamar University	54	83
													175	A	Texas St.	50	67
													178	N	Utah St.	46	79
													189	H	Rice	43	60
													204	A	North Texas	61	84
													205	A	Wichita St.	63	73
													211	A	New Orleans	58	84
													211	H	New Orleans	67	71
													238	N	Murray St.	68	72
													268	A	McNeese	61	78
													289	H	Eastern Mich.	47	66
													292	H	Northwestern St.	74	76
													296	A	Nicholls St.	78	52
													326	A	Montana	56	61
													330	A	Southeastern La.	85	76
													330	H	Southeastern La.	96	56
													346	A	Houston Baptist	51	68
													346	H	Houston Baptist	69	54
LAST 12 Division I GAMES:																	
				268	A	McNeese	61	78		330	H	Southeastern La.	96	56			
				211	A	New Orleans	58	84		346	A	Houston Baptist	51	68			
				346	H	Houston Baptist	69	54		134	A	Lamar University	54	83			
				101	A	Central Ark.	50	63		211	H	New Orleans	67	71			
				122	H	Abilene Christian	66	75		292	H	Northwestern St.	74	76			
				95	H	SFA	75	94		330	A	Southeastern La.	85	76			

Non-Div I Games: LSU-Alexandria 106 79 Tex. A&M-Kingsville 79 66

## Indiana

Through Games Of Feb. 14, 2017

Average RPI Win:	164	WON-LOST	WINNING	LAST 10	STRENGTH OF	OPP. STRENGTH	TEAM	ADJ.	CONF.	ADJ CONF.
Average RPI Loss:	41	RECORD	PCT. RANK	GAMES	SCHEDULE	OF SCHEDULE	RPI	RPI	RPI	RPI
DIV. I ONLY	17- 8	76	6- 4	70	73	41	41	6	6	
DIV. I NON-CONF.	10- 3	54	0- 0	226	73	74	74	6	6	
TOTALS	RPI 1-25	RPI 26-50	W-L RECORDS	RPI 51-100	RPI 101-150	RPI 150+				
17- 8	0- 2	0- 3	OVERALL	8- 3	0- 0	9- 0				
10- 2	0- 2	0- 0	HOME	5- 0	0- 0	5- 0				
5- 6	0- 0	0- 3	AWAY	2- 3	0- 0	3- 0				
2- 0	0- 0	0- 0	NEUTRAL	1- 0	0- 0	1- 0				
10- 3	0- 0	0- 2	NON-CONFERENCE	3- 1	0- 0	7- 0				
6- 0	0- 0	0- 0	HOME	1- 0	0- 0	5- 0				
2- 3	0- 0	0- 2	AWAY	1- 1	0- 0	1- 0				
2- 0	0- 0	0- 0	NEUTRAL	1- 0	0- 0	1- 0				
7- 5	0- 2	0- 1	CONFERENCE	5- 2	0- 0	2- 0				
4- 2	0- 2	0- 0	HOME	4- 0	0- 0	0- 0				
3- 3	0- 0	0- 1	AWAY	1- 2	0- 0	2- 0				
0- 0	0- 0	0- 0	NEUTRAL	0- 0	0- 0	0- 0				

RPI 1-25				RPI 26-50				Team's RPI: 41	RPI 51-100				RPI 101+			
RPI	S	Opponent	Score	RPI	S	Opponent	Score		RPI	S	Opponent	Score	RPI	S	Opponent	Score
18	H	Maryland	56 92	28	A	North Carolina St.	70 84		52	A	Michigan St.	60 69	166	H	Oakland	84 59
25	H	Ohio St.	82 92	31	A	Michigan	74 78		55	H	Minnesota	78 62	194	A	Rutgers	63 52
				35	A	Auburn	67 71		57	A	Northwestern	67 80	204	A	North Texas	94 64
									57	H	Northwestern	66 38	207	A	Wisconsin	78 54
									61	N	Florida	102 88	220	H	Presbyterian	71 37
									76	A	Penn St.	89 70	265	N	Stony Brook	74 60
									76	H	Penn St.	72 66	282	H	Northern Ky.	100 49
									77	A	Chattanooga	79 76	311	H	Valparaiso	87 58
									80	A	Western Ky.	74 85	340	H	UMass Lowell	79 45
									98	H	Vanderbilt	94 61				
									99	H	Purdue	74 60				
LAST 12 Division I GAMES:																
				57	H	Northwestern	66 38		99	H	Purdue	74 60				
				194	A	Rutgers	63 52		57	A	Northwestern	67 80				
				18	H	Maryland	56 92		31	A	Michigan	74 78				
				52	A	Michigan St.	60 69		55	H	Minnesota	78 62				
				207	A	Wisconsin	78 54		25	H	Ohio St.	82 92				
				76	H	Penn St.	72 66		76	A	Penn St.	89 70				

Non-Div I Games:

Indiana

■ Loss, 
■ Non-Conf, 
■ S Site, 
■ H Home 
■ A Away 
N Neutral

## Indiana St.

Through Games Of Feb. 14, 2017

Average RPI Win:	238	WON-LOST	WINNING	LAST 10	STRENGTH OF	OPP. STRENGTH	TEAM	ADJ.	CONF.	ADJ CONF.
Average RPI Loss:	161	RECORD	PCT. RANK	GAMES	SCHEDULE	OF SCHEDULE	RPI	RPI	RPI	RPI
DIV. I ONLY	12- 11	163	5- 5	318	128	202	202	16	16	
DIV. I NON-CONF.	6- 5	148	0- 0	301	102	169	169	14	14	
TOTALS	RPI 1-25	RPI 26-50	W-L RECORDS	RPI 51-100	RPI 101-150	RPI 150+				
12- 11	0- 0	0- 2	OVERALL	0- 2	3- 0	9- 7				
5- 3	0- 0	0- 0	HOME	0- 1	1- 0	4- 2				
7- 8	0- 0	0- 2	AWAY	0- 1	2- 0	5- 5				
0- 0	0- 0	0- 0	NEUTRAL	0- 0	0- 0	0- 0				
6- 5	0- 0	0- 1	NON-CONFERENCE	0- 1	3- 0	3- 3				
2- 1	0- 0	0- 0	HOME	0- 1	1- 0	1- 0				
4- 4	0- 0	0- 1	AWAY	0- 0	2- 0	2- 3				
0- 0	0- 0	0- 0	NEUTRAL	0- 0	0- 0	0- 0				
6- 6	0- 0	0- 1	CONFERENCE	0- 1	0- 0	6- 4				
3- 2	0- 0	0- 0	HOME	0- 0	0- 0	3- 2				
3- 4	0- 0	0- 1	AWAY	0- 1	0- 0	3- 2				
0- 0	0- 0	0- 0	NEUTRAL	0- 0	0- 0	0- 0				

RPI S	Opponent	Score	RPI S	Opponent	Score	RPI S	Opponent	Score	RPI S	Opponent	Score	Team's RPI: 202
27	A Missouri	48 77	62	H IUPUI	35 45	115	A Saint Louis	70 67				
38	A Drake	62 76	64	A UNI	47 59	140	H Tulsa	72 68				
						143	A Cincinnati	63 55				
						152	H Missouri St.	46 49				
						153	A Omaha	45 72				
						168	A Southern Ill.	68 53				
						205	H Wichita St.	42 56				
						213	A Miami (OH)	62 54				
						217	A Bradley	41 54				
						217	H Bradley	58 51				
						237	A Butler	48 66				
						280	A Evansville	41 57				
						282	H Northern Ky.	58 38				
						310	A Eastern Ill.	88 61				
						313	A Illinois St.	65 47				
						313	H Illinois St.	63 49				
						321	A Loyola Chicago	48 38				
						321	H Loyola Chicago	53 32				
						331	A Fla. Atlantic	67 70				
LAST 12 Division I GAMES:												
321	H Loyola Chicago	53 32	64	A UNI	47 59							
217	A Bradley	41 54	321	A Loyola Chicago	48 38							
313	A Illinois St.	65 47	313	H Illinois St.	63 49							
152	H Missouri St.	46 49	217	H Bradley	58 51							
205	H Wichita St.	42 56	168	A Southern Ill.	68 53							
38	A Drake	62 76	280	A Evansville	41 57							

Non-Div I Games:

Indiana St.

■ Loss, 
■ Non-Conf, S Site, 
■ Home 
■ Away 
N Neutral

Average RPI Win:	218	WON-LOST	WINNING	LAST 10	STRENGTH OF	OPP. STRENGTH	TEAM	ADJ.	CONF.	ADJ CONF.
Average RPI Loss:	156	RECORD	PCT. RANK	GAMES	SCHEDULE	OF SCHEDULE	RPI	RPI	RPI	RPI
DIV. I ONLY	15- 10	113	7- 3	219	206	160	160	18	18	
DIV. I NON-CONF.	5- 4	143	0- 0	150	186	143	143	17	17	
TOTALS	RPI 1-25	RPI 26-50	W-L RECORDS	RPI 51-100	RPI 101-150	RPI 150+				
15- 10	0- 0	1- 0	OVERALL	0- 1	3- 4	11- 5				
9- 4	0- 0	1- 0	HOME	0- 0	2- 2	6- 2				
6- 6	0- 0	0- 0	AWAY	0- 1	1- 2	5- 3				
0- 0	0- 0	0- 0	NEUTRAL	0- 0	0- 0	0- 0				
5- 4	0- 0	0- 0	NON-CONFERENCE	0- 1	3- 2	2- 1				
4- 1	0- 0	0- 0	HOME	0- 0	2- 1	2- 0				
1- 3	0- 0	0- 0	AWAY	0- 1	1- 1	0- 1				
0- 0	0- 0	0- 0	NEUTRAL	0- 0	0- 0	0- 0				
10- 6	0- 0	1- 0	CONFERENCE	0- 0	0- 2	9- 4				
5- 3	0- 0	1- 0	HOME	0- 0	0- 1	4- 2				
5- 3	0- 0	0- 0	AWAY	0- 0	0- 1	5- 2				
0- 0	0- 0	0- 0	NEUTRAL	0- 0	0- 0	0- 0				

RPI S	Opponent	Score	RPI S	Opponent	Score	RPI S	Opponent	Score	RPI S	Opponent	Score	Team's RPI: 160
			46	H Quinnipiac	58 44	76	A Penn St.	67 80	108	H Saint Joseph's	58 57	
									113	H Duquesne	58 61	
									116	A Rider	65 85	
									116	H Rider	36 52	
									126	A Navy	68 73	
									127	H Fordham	55 46	
									132	A VCU	59 57	
									169	A Fairfield	59 68	
									193	H Siena	46 58	
									204	A North Texas	55 66	
									209	A Monmouth	65 75	
									209	H Monmouth	60 54	
									224	A Niagara	65 55	
									224	H Niagara	68 61	
									242	A Marist	48 37	
									242	H Marist	62 68	
									246	A Canisius	58 45	
									246	H Canisius	55 52	
									265	H Stony Brook	57 46	
									283	A Manhattan	76 62	
									283	H Manhattan	70 53	
									316	A Saint Peter's	66 58	
									322	H St. Francis Brooklyn	62 46	
LAST 12 Division I GAMES:												
			209	A Monmouth	65 75	209	H Monmouth	60 54				
			116	H Rider	36 52	283	A Manhattan	76 62				
			246	A Canisius	58 45	242	H Marist	62 68				
			224	A Niagara	65 55	224	H Niagara	68 61				
			46	H Quinnipiac	58 44	193	H Siena	46 58				
			242	A Marist	48 37	316	A Saint Peter's	66 58				

Non-Div I Games:

Iona

■ Loss, 
■ Non-Conf, 
■ S Site, 
■ H Home 
■ A Away 
N Neutral

Average RPI Win:	142	WON-LOST	WINNING	LAST 10	STRENGTH OF	OPP. STRENGTH	TEAM	ADJ.	CONF.	ADJ CONF.
Average RPI Loss:	44	RECORD	PCT. RANK	GAMES	SCHEDULE	OF SCHEDULE	RPI	RPI	RPI	RPI
DIV. I ONLY	15- 10	113	5- 5	22	55	47	47	6	6	
DIV. I NON-CONF.	9- 4	85	0- 0	8	63	34	34	6	6	
TOTALS	RPI 1-25	RPI 26-50	W-L RECORDS	RPI 51-100	RPI 101-150	RPI 150+				
15- 10	0- 5	1- 3	OVERALL	4- 1	2- 0	8- 1				
12- 3	0- 2	0- 1	HOME	4- 0	1- 0	7- 0				
2- 6	0- 2	0- 2	AWAY	0- 1	1- 0	1- 1				
1- 1	0- 1	1- 0	NEUTRAL	0- 0	0- 0	0- 0				
9- 4	0- 2	1- 2	NON-CONFERENCE	2- 0	2- 0	4- 0				
7- 2	0- 1	0- 1	HOME	2- 0	1- 0	4- 0				
1- 1	0- 0	0- 1	AWAY	0- 0	1- 0	0- 0				
1- 1	0- 1	1- 0	NEUTRAL	0- 0	0- 0	0- 0				
6- 6	0- 3	0- 1	CONFERENCE	2- 1	0- 0	4- 1				
5- 1	0- 1	0- 0	HOME	2- 0	0- 0	3- 0				
1- 5	0- 2	0- 1	AWAY	0- 1	0- 0	1- 1				
0- 0	0- 0	0- 0	NEUTRAL	0- 0	0- 0	0- 0				

RPI 1-25				RPI 26-50				Team's RPI: 47				RPI 51-100				RPI 101+			
RPI	S	Opponent	Score	RPI	S	Opponent	Score	RPI	S	Opponent	Score	RPI	S	Opponent	Score	RPI	S	Opponent	Score
2	H	Notre Dame	58 73	31	A	Michigan	70 72	52	H	Michigan St.	87 83	105	H	Kent St.	83 48				
12	N	UCLA	65 78	36	H	South Dakota St.	64 66	55	H	Minnesota	80 65	135	A	North Dakota	75 60				
18	A	Maryland	81 100	38	A	Drake	76 81	64	H	UNI	88 39	151	H	Oral Roberts	96 76				
18	H	Maryland	82 98	39	N	James Madison	90 75	76	A	Penn St.	58 71	170	H	Hampton	84 51				
25	A	Ohio St.	81 88					78	H	Iowa St.	88 76	186	A	Illinois	65 70				
												186	H	Illinois	78 58				
												194	A	Rutgers	71 59				
												194	H	Rutgers	71 57				
												201	H	Nebraska	75 72				
												212	H	Robert Morris	81 60				
												290	H	Massachusetts	71 30				
LAST 12 Division I GAMES:																			
25	A	Ohio St.	81 88	194	A	Rutgers	71 59												
52	H	Michigan St.	87 83	18	H	Maryland	82 98												
31	A	Michigan	70 72	186	H	Illinois	78 58												
194	H	Rutgers	71 57	76	A	Penn St.	58 71												
18	A	Maryland	81 100	201	H	Nebraska	75 72												
55	H	Minnesota	80 65	186	A	Illinois	65 70												

Non-Div I Games:

Iowa

Average RPI Win: 162		WON-LOST	WINNING	LAST 10	STRENGTH OF	OPP. STRENGTH	TEAM	ADJ.	CONF.	ADJ CONF.
Average RPI Loss: 37		RECORD	PCT. RANK	GAMES	SCHEDULE	OF SCHEDULE	RPI	RPI	RPI	RPI
DIV. I ONLY		13- 11	149	4- 6	17	56	78	78	4	4
DIV. I NON-CONF.		9- 2	37	0- 0	67	249	59	59	3	3
TOTALS		RPI 1-25	RPI 26-50		W-L RECORDS		RPI 51-100	RPI 101-150	RPI 150+	
13- 11	1- 7	1- 1		OVERALL		3- 2	2- 1	6- 0		
12- 4	1- 4	1- 0		HOME		2- 0	2- 0	6- 0		
1- 7	0- 3	0- 1		AWAY		1- 2	0- 1	0- 0		
0- 0	0- 0	0- 0		NEUTRAL		0- 0	0- 0	0- 0		
9- 2	0- 1	1- 1		NON-CONFERENCE		2- 0	0- 0	6- 0		
9- 1	0- 1	1- 0		HOME		2- 0	0- 0	6- 0		
0- 1	0- 0	0- 1		AWAY		0- 0	0- 0	0- 0		
0- 0	0- 0	0- 0		NEUTRAL		0- 0	0- 0	0- 0		
4- 9	1- 6	0- 0		CONFERENCE		1- 2	2- 1	0- 0		
3- 3	1- 3	0- 0		HOME		0- 0	2- 0	0- 0		
1- 6	0- 3	0- 0		AWAY		1- 2	0- 1	0- 0		
0- 0	0- 0	0- 0		NEUTRAL		0- 0	0- 0	0- 0		

RPI	S	Opponent	Score	RPI	S	Opponent	Score	RPI	S	Opponent	Score	RPI	S	Opponent	Score
4	H	Mississippi St.	81 85	38	H	Drake	75 67	53	A	West Virginia	80 55	121	A	TCU	75 80
5	H	Texas	68 75	47	A	Iowa	76 88	64	H	UNI	76 68	121	H	TCU	72 69
8	A	Baylor	42 68					79	A	Oklahoma St.	59 71	147	H	Kansas	87 58
8	H	Baylor	52 83					82	H	Northern Ill.	97 89	195	H	Sacred Heart	76 56
17	A	Oklahoma	63 78					85	A	Texas Tech	66 75	211	H	New Orleans	100 63
17	H	Oklahoma	57 67									244	H	UC Santa Barbara	77 60
21	A	Kansas St.	68 80									262	H	Savannah St.	74 51
21	H	Kansas St.	75 69									323	H	Arkansas St.	105 53
												348	H	Delaware St.	88 57
LAST 12 Division I GAMES:															
21	A	Kansas St.	68 80	8	A	Baylor	42 68								
53	A	West Virginia	80 55	121	A	TCU	75 80								
8	H	Baylor	52 83	17	H	Oklahoma	57 67								
121	H	TCU	72 69	147	H	Kansas	87 58								
17	A	Oklahoma	63 78	85	A	Texas Tech	66 75								
21	H	Kansas St.	75 69	5	H	Texas	68 75								

Non-Div I Games:

Iowa St.

■ Loss, 
 ■ Non-Conf, S Site, 
 ■ Home 
 ■ Away 
 N Neutral

Average RPI Win: 308		WON-LOST	WINNING	LAST 10	STRENGTH OF	OPP. STRENGTH	TEAM	ADJ.	CONF.	ADJ CONF.
Average RPI Loss: 252		RECORD	PCT. RANK	GAMES	SCHEDULE	OF SCHEDULE	RPI	RPI	RPI	RPI
DIV. I ONLY		4- 15	314	1- 9	347	346	347	347	30	30
DIV. I NON-CONF.		2- 4	230	0- 0	345	344	329	329	30	30
TOTALS		RPI 1-25	RPI 26-50	W-L RECORDS	RPI 51-100	RPI 101-150	RPI 150+			
4- 15	0- 0		0- 0	OVERALL	0- 0	0- 1	4- 14			
2- 5	0- 0		0- 0	HOME	0- 0	0- 0	2- 5			
1- 10	0- 0		0- 0	AWAY	0- 0	0- 0	1- 3			
1- 0	0- 0		0- 0	NEUTRAL	0- 0	0- 0	1- 0			
2- 4	0- 0		0- 0	NON-CONFERENCE	0- 0	0- 1	2- 3			
1- 0	0- 0		0- 0	HOME	0- 0	0- 0	1- 0			
0- 4	0- 0		0- 0	AWAY	0- 0	0- 1	0- 3			
1- 0	0- 0		0- 0	NEUTRAL	0- 0	0- 0	1- 0			
2- 11	0- 0		0- 0	CONFERENCE	0- 0	0- 0	2- 11			
1- 5	0- 0		0- 0	HOME	0- 0	0- 0	1- 5			
1- 6	0- 0		0- 0	AWAY	0- 0	0- 0	1- 6			
0- 0	0- 0		0- 0	NEUTRAL	0- 0	0- 0	0- 0			

RPI 1-25				RPI 26-50				RPI 51-100				RPI 101+				Team's RPI: 347	
RPI	S	Opponent	Score	RPI	S	Opponent	Score	RPI	S	Opponent	Score	RPI	S	Opponent	Score		
												112	A	Ole Miss	41	89	
												199	A	Texas Southern	52	62	
												199	H	Texas Southern	63	66	
												216	A	Grambling	85	90	
												219	A	Alabama St.	64	73	
												228	A	Southern U.	61	80	
												228	H	Southern U.	56	85	
												255	N	Saint Francis (PA)	88	84	
												274	H	Ark.-Pine Bluff	71	78	
												292	A	Northwestern St.	65	83	
												294	A	Alcorn	51	74	
												294	H	Alcorn	53	70	
												296	A	Nicholls St.	76	83	
												299	A	Prairie View	63	73	
												299	H	Prairie View	74	60	
												306	H	Mississippi Val.	57	62	
												330	H	Southeastern La.	83	66	
												331	A	Fla. Atlantic	58	67	
												349	A	Alabama A&M	64	54	
LAST 12 Division I GAMES:																	
				199	H	Texas Southern	63	66	216	A	Grambling	85	90				
				299	H	Prairie View	74	60	199	A	Texas Southern	52	62				
				228	A	Southern U.	61	80	299	A	Prairie View	63	73				
				294	A	Alcorn	51	74	294	H	Alcorn	53	70				
				274	H	Ark.-Pine Bluff	71	78	228	H	Southern U.	56	85				
				306	H	Mississippi Val.	57	62	219	A	Alabama St.	64	73				

Non-Div I Games:	Blue Mountain	86	54	LeMoyn	Owen	88	67	Lane	57	52	Fisk	93	54	Jackson St.
------------------	---------------	----	----	--------	------	----	----	------	----	----	------	----	----	-------------

Loss, Non-Conf, S Site, H Home A Away N Neutral



## Jacksonville

Through Games Of Feb. 14, 2017

Average RPI Win:	248	WON-LOST	WINNING	LAST 10	STRENGTH OF	OPP. STRENGTH	TEAM	ADJ.	CONF.	ADJ CONF.
Average RPI Loss:	74	RECORD	PCT. RANK	GAMES	SCHEDULE	OF SCHEDULE	RPI	RPI	RPI	RPI
DIV. I ONLY	16- 7	68	7- 3	149	238	89	89	23	23	
DIV. I NON-CONF.	8- 4	97	1- 0	101	136	63	63	23	23	
TOTALS	RPI 1-25	RPI 26-50	W-L RECORDS	RPI 51-100	RPI 101-150	RPI 150+				
16- 7	0- 1	0- 2	OVERALL	1- 1	2- 3	13- 0				
10- 1	0- 0	0- 0	HOME	1- 0	1- 1	8- 0				
4- 5	0- 1	0- 2	AWAY	0- 1	0- 1	4- 0				
2- 1	0- 0	0- 0	NEUTRAL	0- 0	1- 1	1- 0				
8- 4	0- 1	0- 2	NON-CONFERENCE	0- 0	2- 1	6- 0				
4- 0	0- 0	0- 0	HOME	0- 0	1- 0	3- 0				
2- 3	0- 1	0- 2	AWAY	0- 0	0- 0	2- 0				
2- 1	0- 0	0- 0	NEUTRAL	0- 0	1- 1	1- 0				
8- 3	0- 0	0- 0	CONFERENCE	1- 1	0- 2	7- 0				
6- 1	0- 0	0- 0	HOME	1- 0	0- 1	5- 0				
2- 2	0- 0	0- 0	AWAY	0- 1	0- 1	2- 0				
0- 0	0- 0	0- 0	NEUTRAL	0- 0	0- 0	0- 0				

RPI 1-25			RPI 26-50			RPI 51-100			Team's RPI: 89	RPI 101+		
RPI	S	Opponent	Score	RPI	S	Opponent	Score	RPI	S	Opponent	Score	
6	A	Florida St.	47 90	32	A	South Fla.	52 64	96	A	FGCU	57 60	104 N UC Davis 61 54
				35	A	Auburn	41 53	96	H	FGCU	73 65	107 H Troy 77 70
												109 N North Carolina 57 87
												119 A Stetson 47 57
												119 H Stetson 49 65
												221 H Bethune-Cookman 69 63
												232 H South Ala. 62 55
												239 N Wofford 66 60
												262 A Savannah St. 55 40
												273 H Kennesaw St. 72 48
												276 H North Florida 68 58
												281 A FIU 71 56
												296 H Nicholls St. 76 71
												300 H Lipscomb 84 60
												317 A NJIT 75 56
												317 H NJIT 75 59
												320 A USC Upstate 65 47
												320 H USC Upstate 59 46
LAST 12 Division I GAMES:												
320	H	USC Upstate	59 46	300	H	Lipscomb	84 60					
317	H	NJIT	75 59	273	H	Kennesaw St.	72 48					
119	A	Stetson	47 57	317	A	NJIT	75 56					
96	H	FGCU	73 65	320	A	USC Upstate	65 47					
119	H	Stetson	49 65	276	H	North Florida	68 58					
96	A	FGCU	57 60	239	N	Wofford	66 60					

Non-Div I Games: Thomas (GA) 100 43 Johnson &amp; Wales (Fl110 31 Fla. Memorial 76 51

Jacksonville

Loss, Non-Conf, S Site, H Home A Away N Neutral

Average RPI Win:	271	WON-LOST	WINNING	LAST 10	STRENGTH OF	OPP. STRENGTH	TEAM	ADJ.	CONF.	ADJ CONF.
Average RPI Loss:	195	RECORD	PCT. RANK	GAMES	SCHEDULE	OF SCHEDULE	RPI	RPI	RPI	RPI
DIV. I ONLY	10- 14	220	4- 6	288	288	252	252	26	26	
DIV. I NON-CONF.	6- 5	148	0- 0	309	270	204	204	26	26	
TOTALS	RPI 1-25	RPI 26-50	W-L RECORDS	RPI 51-100	RPI 101-150	RPI 150+				
10- 14	0- 1	0- 0	OVERALL	0- 2	0- 2	10- 9				
5- 5	0- 0	0- 0	HOME	0- 1	0- 1	5- 3				
4- 9	0- 1	0- 0	AWAY	0- 1	0- 1	4- 6				
1- 0	0- 0	0- 0	NEUTRAL	0- 0	0- 0	1- 0				
6- 5	0- 1	0- 0	NON-CONFERENCE	0- 0	0- 2	6- 2				
2- 2	0- 0	0- 0	HOME	0- 0	0- 1	2- 1				
3- 3	0- 1	0- 0	AWAY	0- 0	0- 1	3- 1				
1- 0	0- 0	0- 0	NEUTRAL	0- 0	0- 0	1- 0				
4- 9	0- 0	0- 0	CONFERENCE	0- 2	0- 0	4- 7				
3- 3	0- 0	0- 0	HOME	0- 1	0- 0	3- 2				
1- 6	0- 0	0- 0	AWAY	0- 1	0- 0	1- 5				
0- 0	0- 0	0- 0	NEUTRAL	0- 0	0- 0	0- 0				

RPI 1-25				RPI 26-50				RPI 51-100				RPI 101+ Team's RPI: 252			
RPI	S	Opponent	Score	RPI	S	Opponent	Score	RPI	S	Opponent	Score	RPI	S	Opponent	Score
6	A	Florida St.	62 73					75	A	Belmont	52 61	106	H	Clemson	63 69
								75	H	Belmont	53 54	112	A	Ole Miss	50 68
												192	H	Morehead St.	69 68
												211	H	New Orleans	79 81
												222	A	SIUE	62 69
												236	H	Ga. Southern	67 55
												238	H	Murray St.	64 71
												243	H	Austin Peay	65 45
												248	A	UT Martin	83 94
												257	A	Tennessee Tech	54 56
												262	A	Savannah St.	64 57
												270	A	Tennessee St.	51 64
												270	H	Tennessee St.	69 56
												271	H	Southeast Mo. St.	58 65
												273	A	Kennesaw St.	65 59
												294	A	Alcorn	70 66
												296	H	Nicholls St.	75 52
												302	A	Eastern Ky.	54 49
												310	A	Eastern Ill.	67 71
												331	A	Fla. Atlantic	55 63
												344	N	Florida A&M	66 54
LAST 12 Division I GAMES:															
270	H	Tennessee St.	69 56	270	A	Tennessee St.	51 64								
75	A	Belmont	52 61	75	H	Belmont	53 54								
222	A	SIUE	62 69	257	A	Tennessee Tech	54 56								
271	H	Southeast Mo. St.	58 65	243	H	Austin Peay	65 45								
192	H	Morehead St.	69 68	238	H	Murray St.	64 71								
302	A	Eastern Ky.	54 49	310	A	Eastern Ill.	67 71								

Non-Div I Games: Brewton Parker 89 26

Jacksonville St.

■ Loss, 
 ■ Non-Conf, 
 ■ S Site, 
 ■ Home 
 ■ A Away 
 N Neutral

Average RPI Win:	152	WON-LOST	WINNING	LAST 10	STRENGTH OF	OPP. STRENGTH	TEAM	ADJ.	CONF.	ADJ CONF.
Average RPI Loss:	86	RECORD	PCT. RANK	GAMES	SCHEDULE	OF SCHEDULE	RPI	RPI	RPI	RPI
DIV. I ONLY	18- 6	43	9- 1	85	65	39	39	8	8	
DIV. I NON-CONF.	7- 4	114	0- 0	112	8	76	76	8	8	
TOTALS	RPI 1-25	RPI 26-50	W-L RECORDS	RPI 51-100	RPI 101-150	RPI 150+				
18- 6	0- 2	2- 1	OVERALL	2- 1	4- 0	10- 2				
9- 2	0- 1	1- 0	HOME	2- 0	1- 0	5- 1				
8- 3	0- 1	1- 0	AWAY	0- 1	3- 0	4- 1				
1- 1	0- 0	0- 1	NEUTRAL	0- 0	0- 0	1- 0				
7- 4	0- 2	0- 1	NON-CONFERENCE	1- 1	1- 0	5- 0				
3- 1	0- 1	0- 0	HOME	1- 0	0- 0	2- 0				
3- 2	0- 1	0- 0	AWAY	0- 1	1- 0	2- 0				
1- 1	0- 0	0- 1	NEUTRAL	0- 0	0- 0	1- 0				
11- 2	0- 0	2- 0	CONFERENCE	1- 0	3- 0	5- 2				
6- 1	0- 0	1- 0	HOME	1- 0	1- 0	3- 1				
5- 1	0- 0	1- 0	AWAY	0- 0	2- 0	2- 1				
0- 0	0- 0	0- 0	NEUTRAL	0- 0	0- 0	0- 0				

RPI 1-25				RPI 26-50				Team's RPI: 39		RPI 51-100				RPI 101+			
RPI	S	Opponent	Score	RPI	S	Opponent	Score		RPI	S	Opponent	Score	RPI	S	Opponent	Score	
6	A	Florida St.	64 84	30	A	Elon	76 70		66	H	Drexel	54 47	108	A	Saint Joseph's	85 72	
14	H	Tennessee	69 81	30	H	Elon	61 54		69	H	Wake Forest	83 76	118	A	Delaware	66 51	
				47	N	Iowa	75 90		73	A	St. John's (NY)	63 74	118	H	Delaware	77 42	
													130	A	William & Mary	79 64	
													170	H	Hampton	71 50	
													174	N	Idaho St.	83 53	
													180	A	Northeastern	67 49	
													180	H	Northeastern	74 54	
													188	A	Towson	51 54	
													188	H	Towson	55 60	
													191	A	Hofstra	61 50	
													191	H	Hofstra	93 57	
													194	A	Rutgers	82 76	
													206	H	UNCW	73 51	
													253	A	Liberty	62 48	
													322	H	St. Francis Brooklyn	83 57	
LAST 12 Division I GAMES:																	
				30	H	Elon	61 54		188	H	Towson	55 60					
				118	H	Delaware	77 42		30	A	Elon	76 70					
				180	A	Northeastern	67 49		180	H	Northeastern	74 54					
				191	A	Hofstra	61 50		118	A	Delaware	66 51					
				130	A	William & Mary	79 64		188	A	Towson	51 54					
				66	H	Drexel	54 47		191	H	Hofstra	93 57					

Non-Div I Games:

James Madison

■ Loss, 
■ Non-Conf, 
■ S Site, 
■ H Home 
■ A Away 
N Neutral



Average RPI Win:	117	WON-LOST	WINNING	LAST 10	STRENGTH OF	OPP. STRENGTH	TEAM	ADJ.	CONF.	ADJ CONF.
Average RPI Loss:	26	RECORD	PCT. RANK	GAMES	SCHEDULE	OF SCHEDULE	RPI	RPI	RPI	RPI
DIV. I ONLY	18- 7	61	7- 3	31	3	21	21	4	4	
DIV. I NON-CONF.	10- 2	32	0- 0	61	13	21	21	3	3	
TOTALS	RPI 1-25	RPI 26-50	W-L RECORDS	RPI 51-100	RPI 101-150	RPI 150+				
18- 7	0- 5	3- 0	OVERALL	7- 2	5- 0	3- 0				
12- 2	0- 2	1- 0	HOME	5- 0	5- 0	1- 0				
3- 5	0- 3	0- 0	AWAY	2- 2	0- 0	1- 0				
3- 0	0- 0	2- 0	NEUTRAL	0- 0	0- 0	1- 0				
10- 2	0- 1	3- 0	NON-CONFERENCE	1- 1	3- 0	3- 0				
6- 1	0- 1	1- 0	HOME	1- 0	3- 0	1- 0				
1- 1	0- 0	0- 0	AWAY	0- 1	0- 0	1- 0				
3- 0	0- 0	2- 0	NEUTRAL	0- 0	0- 0	1- 0				
8- 5	0- 4	0- 0	CONFERENCE	6- 1	2- 0	0- 0				
6- 1	0- 1	0- 0	HOME	4- 0	2- 0	0- 0				
2- 4	0- 3	0- 0	AWAY	2- 1	0- 0	0- 0				
0- 0	0- 0	0- 0	NEUTRAL	0- 0	0- 0	0- 0				

RPI 1-25				RPI 26-50				RPI 51-100				RPI 101+			
RPI	S	Opponent	Score	RPI	S	Opponent	Score	RPI	S	Opponent	Score	RPI	S	Opponent	Score
1	H	UConn	58 75	28	N	North Carolina St.	67 50	53	H	West Virginia	86 71	121	H	TCU	74 63
5	A	Texas	58 63	29	N	LSU	69 54	64	A	UNI	59 67	133	H	Princeton	60 42
8	A	Baylor	57 87	35	H	Auburn	71 66	78	A	Iowa St.	69 75	134	H	Lamar University	68 43
8	H	Baylor	49 91					78	H	Iowa St.	80 68	140	H	Tulsa	82 62
17	A	Oklahoma	80 85					79	A	Oklahoma St.	63 43	147	H	Kansas	73 60
								79	H	Oklahoma St.	74 69	153	A	Omaha	70 57
								85	A	Texas Tech	65 53	291	N	UTEP	61 40
								85	H	Texas Tech	68 54	334	H	Chicago St.	83 33
								97	H	UT Arlington	62 49				
LAST 12 Division I GAMES:															
78	H	Iowa St.	80 68	121	H	TCU	74 63								
5	A	Texas	58 63	79	A	Oklahoma St.	63 43								
85	A	Texas Tech	65 53	147	H	Kansas	73 60								
79	H	Oklahoma St.	74 69	85	H	Texas Tech	68 54								
8	H	Baylor	49 91	17	A	Oklahoma	80 85								
78	A	Iowa St.	69 75	53	H	West Virginia	86 71								

Non-Div I Games:

Kansas St.

■ Loss, 
 ■ Non-Conf, 
 ■ S Site, 
 ■ H Home 
 ■ A Away 
 N Neutral

Average RPI Win:	302	WON-LOST	WINNING	LAST 10	STRENGTH OF	OPP. STRENGTH	TEAM	ADJ.	CONF.	ADJ CONF.
Average RPI Loss:	157	RECORD	PCT. RANK	GAMES	SCHEDULE	OF SCHEDULE	RPI	RPI	RPI	RPI
DIV. I ONLY	7- 18	289	5- 5	197	272	273	273	23	23	
DIV. I NON-CONF.	1- 13	334	0- 1	218	248	337	337	23	23	
TOTALS	RPI 1-25	RPI 26-50	W-L RECORDS	RPI 51-100	RPI 101-150	RPI 150+				
7- 18	0- 1	0- 1	OVERALL	0- 5	0- 3	7- 8				
3- 7	0- 1	0- 1	HOME	0- 1	0- 1	3- 3				
4- 8	0- 0	0- 0	AWAY	0- 0	0- 0	4- 0				
0- 3	0- 0	0- 0	NEUTRAL	0- 0	0- 0	0- 3				
1- 13	0- 1	0- 1	NON-CONFERENCE	0- 2	0- 1	1- 8				
1- 5	0- 1	0- 1	HOME	0- 0	0- 0	1- 3				
0- 5	0- 0	0- 0	AWAY	0- 2	0- 1	0- 2				
0- 3	0- 0	0- 0	NEUTRAL	0- 0	0- 0	0- 3				
6- 5	0- 0	0- 0	CONFERENCE	0- 3	0- 2	6- 0				
2- 2	0- 0	0- 0	HOME	0- 1	0- 1	2- 0				
4- 3	0- 0	0- 0	AWAY	0- 2	0- 1	4- 0				
0- 0	0- 0	0- 0	NEUTRAL	0- 0	0- 0	0- 0				

RPI S	Opponent	Score	RPI S	Opponent	Score	RPI S	Opponent	Score	RPI S	Opponent	Score	Team's RPI: 273
24	H Temple	38 79	45	H Georgia Tech	49 86	89	A Jacksonville	48 72	102	A Mercer	46 61	
						93	A Georgia	40 82	119	A Stetson	43 60	
						96	A FGCU	35 69	119	H Stetson	56 65	
						96	H FGCU	56 75	181	N Xavier	52 75	
						98	A Vanderbilt	54 86	192	H Morehead St.	50 71	
									239	H Wofford	49 78	
									243	A Austin Peay	49 68	
									252	H Jacksonville St.	59 65	
									256	N Portland St.	61 71	
									258	A Georgia St.	59 62	
									262	H Savannah St.	72 60	
									276	A North Florida	67 61	
									300	A Lipscomb	70 55	
									317	A NJIT	66 56	
									317	H NJIT	75 64	
									320	A USC Upstate	79 71	
									320	H USC Upstate	74 67	
									323	N Arkansas St.	67 70	
LAST 12 Division I GAMES:												
119	A Stetson	43 60	276	A North Florida	67 61							
96	A FGCU	35 69	89	A Jacksonville	48 72							
317	A NJIT	66 56	96	H FGCU	56 75							
320	H USC Upstate	74 67	119	H Stetson	56 65							
317	H NJIT	75 64	300	A Lipscomb	70 55							
320	A USC Upstate	79 71	24	H Temple	38 79							

Non-Div I Games:

Kennesaw St.

■ Loss, 
■ Non-Conf, 
■ S Site, 
■ H Home 
■ A Away 
N Neutral

Average RPI Win:	213	WON-LOST	WINNING	LAST 10	STRENGTH OF	OPP. STRENGTH	TEAM	ADJ.	CONF.	ADJ CONF.
Average RPI Loss:	89	RECORD	PCT. RANK	GAMES	SCHEDULE	OF SCHEDULE	RPI	RPI	RPI	RPI
DIV. I ONLY	14- 11	138	7- 3	81	161	105	105	10	10	
DIV. I NON-CONF.	6- 6	165	0- 0	83	218	136	136	11	11	
TOTALS	RPI 1-25	RPI 26-50	W-L RECORDS	RPI 51-100	RPI 101-150	RPI 150+				
14- 11	0- 1	1- 1	OVERALL	2- 6	1- 2	10- 1				
8- 3	0- 0	0- 0	HOME	1- 2	0- 0	7- 1				
5- 6	0- 0	1- 1	AWAY	0- 3	1- 2	3- 0				
1- 2	0- 1	0- 0	NEUTRAL	1- 1	0- 0	0- 0				
6- 6	0- 1	0- 1	NON-CONFERENCE	1- 2	1- 1	4- 1				
4- 1	0- 0	0- 0	HOME	0- 0	0- 0	4- 1				
1- 3	0- 0	0- 1	AWAY	0- 1	1- 1	0- 0				
1- 2	0- 1	0- 0	NEUTRAL	1- 1	0- 0	0- 0				
8- 5	0- 0	1- 0	CONFERENCE	1- 4	0- 1	6- 0				
4- 2	0- 0	0- 0	HOME	1- 2	0- 0	3- 0				
4- 3	0- 0	1- 0	AWAY	0- 2	0- 1	3- 0				
0- 0	0- 0	0- 0	NEUTRAL	0- 0	0- 0	0- 0				

RPI 1-25				RPI 26-50				RPI 51-100				RPI 101+ Team's RPI: 105			
RPI	S	Opponent	Score	RPI	S	Opponent	Score	RPI	S	Opponent	Score	RPI	S	Opponent	Score
8	N	Baylor	42 84	40	A	Ohio	68 65	55	A	Minnesota	62 92	138	A	Detroit	52 73
				47	A	Iowa	48 83	59	H	Central Mich.	78 91	146	A	Ball St.	47 71
								71	A	Buffalo	62 77	150	A	Wright St.	79 69
								80	N	Western Ky.	73 79	171	A	Western Mich.	71 67
								82	A	Northern Ill.	72 93	212	H	Robert Morris	65 68
								82	H	Northern Ill.	97 98	213	H	Miami (OH)	84 66
								83	H	Toledo	70 60	217	H	Bradley	77 52
								96	N	FGCU	77 64	226	A	Akron	72 58
												264	H	Bowling Green	80 78
												289	A	Eastern Mich.	86 67
												289	H	Eastern Mich.	83 65
												302	H	Eastern Ky.	80 67
												314	H	Youngstown St.	75 60
												324	H	Fort Wayne	66 55
LAST 12 Division I GAMES:															
226	A	Akron	72 58	83	H	Toledo	70 60	171	A	Western Mich.	71 67				
289	H	Eastern Mich.	83 65	40	A	Ohio	68 65	82	H	Northern Ill.	97 98				
71	A	Buffalo	62 77	289	A	Eastern Mich.	86 67	146	A	Ball St.	47 71				
213	H	Miami (OH)	84 66												
264	H	Bowling Green	80 78												
82	A	Northern Ill.	72 93												

Non-Div I Games:

Kent St.

■ Loss, 
 ■ Non-Conf, 
 ■ S Site, 
 ■ H Home 
 ■ A Away 
 N Neutral

Average RPI Win:	95	WON-LOST	WINNING	LAST 10	STRENGTH OF	OPP. STRENGTH	TEAM	ADJ.	CONF.	ADJ CONF.
Average RPI Loss:	23	RECORD	PCT. RANK	GAMES	SCHEDULE	OF SCHEDULE	RPI	RPI	RPI	RPI
DIV. I ONLY	17- 8	76	7- 3	4	10	16	16	2	2	
DIV. I NON-CONF.	9- 4	85	0- 0	4	31	16	16	2	2	
TOTALS	RPI 1-25	RPI 26-50	W-L RECORDS	RPI 51-100	RPI 101-150	RPI 150+				
17- 8	2- 6	3- 1	OVERALL	6- 1	4- 0	2- 0				
13- 3	2- 3	1- 0	HOME	5- 0	3- 0	2- 0				
4- 5	0- 3	2- 1	AWAY	1- 1	1- 0	0- 0				
0- 0	0- 0	0- 0	NEUTRAL	0- 0	0- 0	0- 0				
9- 4	2- 3	0- 0	NON-CONFERENCE	3- 1	2- 0	2- 0				
9- 1	2- 1	0- 0	HOME	3- 0	2- 0	2- 0				
0- 3	0- 2	0- 0	AWAY	0- 1	0- 0	0- 0				
0- 0	0- 0	0- 0	NEUTRAL	0- 0	0- 0	0- 0				
8- 4	0- 3	3- 1	CONFERENCE	3- 0	2- 0	0- 0				
4- 2	0- 2	1- 0	HOME	2- 0	1- 0	0- 0				
4- 2	0- 1	2- 1	AWAY	1- 0	1- 0	0- 0				
0- 0	0- 0	0- 0	NEUTRAL	0- 0	0- 0	0- 0				

RPI	S	Opponent	Score	RPI	S	Opponent	Score	RPI	S	Opponent	Score	RPI	S	Opponent	Score
3	H	South Carolina	63 75	27	A	Missouri	67 73	63	H	Middle Tenn.	61 48	112	H	Ole Miss	89 57
10	A	Duke	54 69	27	H	Missouri	64 62	81	A	Colorado	69 79	137	H	Radford	59 36
13	A	Louisville	67 69	29	A	LSU	55 42	87	H	Washington St.	69 67	139	H	Albany (NY)	70 46
14	A	Tennessee	65 72	35	A	Auburn	64 60	92	H	New Hampshire	92 43	141	A	Alabama	71 54
15	H	Texas A&M	68 77					93	A	Georgia	66 56	192	H	Morehead St.	74 47
17	H	Oklahoma	82 68					93	H	Georgia	82 61	240	H	Samford	80 57
20	H	Miami (FL)	82 66					98	H	Vanderbilt	71 63				
23	H	Arizona St.	71 73												
LAST 12 Division I GAMES:															
93	A	Georgia	66 56	29	A	LSU	55 42	93	H	Georgia	82 61				
98	H	Vanderbilt	71 63					141	A	Alabama	71 54				
3	H	South Carolina	63 75	15	H	Texas A&M	68 77	27	H	Missouri	64 62				
27	A	Missouri	67 73												
112	H	Ole Miss	89 57												
35	A	Auburn	64 60	14	A	Tennessee	65 72								

Non-Div I Games:

Kentucky

■ Loss, 
 ■ Non-Conf, S Site, 
 ■ Home 
 ■ Away 
 N Neutral



Average RPI Win:	304	WON-LOST	WINNING	LAST 10	STRENGTH OF	OPP. STRENGTH	TEAM	ADJ.	CONF.	ADJ CONF.
Average RPI Loss:	231	RECORD	PCT. RANK	GAMES	SCHEDULE	OF SCHEDULE	RPI	RPI	RPI	RPI
DIV. I ONLY	4- 21	326	1- 5	271	348	337	337	31	31	
DIV. I NON-CONF.	1- 10	325	0- 1	164	318	327	327	32	32	
TOTALS	RPI 1-25	RPI 26-50	W-L RECORDS	RPI 51-100	RPI 101-150	RPI 150+				
4- 21	0- 1	0- 0	OVERALL	0- 0	0- 1	4- 19				
3- 10	0- 0	0- 0	HOME	0- 0	0- 1	3- 9				
1- 9	0- 1	0- 0	AWAY	0- 0	0- 0	1- 8				
0- 2	0- 0	0- 0	NEUTRAL	0- 0	0- 0	0- 2				
1- 10	0- 1	0- 0	NON-CONFERENCE	0- 0	0- 1	1- 8				
1- 4	0- 0	0- 0	HOME	0- 0	0- 1	1- 3				
0- 4	0- 1	0- 0	AWAY	0- 0	0- 0	0- 3				
0- 2	0- 0	0- 0	NEUTRAL	0- 0	0- 0	0- 2				
3- 11	0- 0	0- 0	CONFERENCE	0- 0	0- 0	3- 11				
2- 6	0- 0	0- 0	HOME	0- 0	0- 0	2- 6				
1- 5	0- 0	0- 0	AWAY	0- 0	0- 0	1- 5				
0- 0	0- 0	0- 0	NEUTRAL	0- 0	0- 0	0- 0				

RPI 1-25			RPI 26-50			RPI 51-100			RPI 101+ Team's RPI: 337		
RPI	S	Opponent	Score	RPI	S	RPI	S	Opponent	Score		
25	A	Ohio St.	54 113						142	H	Yale 44 75
									156	H	Army West Point 47 68
									172	N	Milwaukee 50 88
									176	H	George Mason 48 64
									177	A	Columbia 57 66
									195	A	Sacred Heart 48 66
									197	A	Seton Hall 59 77
									210	H	UMBC 45 57
									212	A	Robert Morris 42 83
									212	H	Robert Morris 54 64
									245	A	Colgate 61 76
									255	A	Saint Francis (PA) 52 66
									255	H	Saint Francis (PA) 30 74
									265	H	Stony Brook 58 48
									297	A	Bryant 53 57
									297	H	Bryant 53 62
									304	H	Mt. St. Mary's 63 60
									312	A	Central Conn. St. 68 62
									312	H	Central Conn. St. 71 76
									317	N	NJIT 48 50
									322	H	St. Francis Brooklyn 54 56
									333	H	Wagner 69 64
									338	A	Fairleigh Dickinson 46 64
									338	H	Fairleigh Dickinson 54 67
LAST 12 Division I GAMES:											
317	N	NJIT	48 50	195	A	Sacred Heart	48 66				
297	A	Bryant	53 57	333	H	Wagner	69 64				
338	H	Fairleigh Dickinson	54 67	338	A	Fairleigh Dickinson	46 64				
212	H	Robert Morris	54 64	312	H	Central Conn. St.	71 76				
255	H	Saint Francis (PA)	30 74	322	H	St. Francis Brooklyn	54 56				
312	A	Central Conn. St.	68 62	212	A	Robert Morris	42 83				

Non-Div I Games:

LIU Brooklyn

■ Loss, 
 ■ Non-Conf, 
 ■ S Site, 
 ■ H Home 
 ■ A Away 
 N Neutral

Average RPI Win:	131	WON-LOST	WINNING	LAST 10	STRENGTH OF	OPP. STRENGTH	TEAM	ADJ.	CONF.	ADJ CONF.
Average RPI Loss:	22	RECORD	PCT. RANK	GAMES	SCHEDULE	OF SCHEDULE	RPI	RPI	RPI	RPI
DIV. I ONLY	17- 8	76	5- 5	21	12	29	29	2	2	
DIV. I NON-CONF.	11- 2	23	0- 0	60	24	27	27	2	2	
TOTALS	RPI 1-25	RPI 26-50	W-L RECORDS	RPI 51-100	RPI 101-150	RPI 150+				
17- 8	0- 7	4- 0	OVERALL	2- 1	6- 0	5- 0				
11- 3	0- 3	3- 0	HOME	2- 0	3- 0	3- 0				
3- 4	0- 0	0- 0	AWAY	0- 0	2- 0	1- 0				
3- 1	0- 1	1- 0	NEUTRAL	0- 0	1- 0	1- 0				
11- 2	0- 2	3- 0	NON-CONFERENCE	1- 0	2- 0	5- 0				
7- 1	0- 1	2- 0	HOME	1- 0	1- 0	3- 0				
1- 0	0- 0	0- 0	AWAY	0- 0	0- 0	1- 0				
3- 1	0- 1	1- 0	NEUTRAL	0- 0	1- 0	1- 0				
6- 6	0- 5	1- 0	CONFERENCE	1- 1	4- 0	0- 0				
4- 2	0- 2	1- 0	HOME	1- 0	2- 0	0- 0				
2- 4	0- 3	0- 0	AWAY	0- 1	2- 0	0- 0				
0- 0	0- 0	0- 0	NEUTRAL	0- 0	0- 0	0- 0				

RPI S	Opponent	Score	RPI S	Opponent	Score	RPI S	Opponent	Score	RPI S	Opponent	Score
1	H UConn	53 76	27	H Missouri	80 71	61	H Florida	78 67	109	N North Carolina	70 43
3	H South Carolina	61 84	28	N North Carolina St.	59 58	69	H Wake Forest	60 57	112	A Ole Miss	62 51
4	A Mississippi St.	48 74	42	H Tulane	69 51	98	A Vanderbilt	68 70	121	H TCU	67 61
14	A Tennessee	58 77	44	H Little Rock	69 49				136	A Arkansas	53 52
15	A Texas A&M	52 54							136	H Arkansas	53 46
16	H Kentucky	42 55							141	H Alabama	48 41
21	N Kansas St.	54 69							158	A Louisiana Tech	77 73
									189	H Rice	66 55
									219	H Alabama St.	93 40
									291	N UTEP	78 45
									342	H Sam Houston St.	89 41
LAST 12 Division I GAMES:											
98	A Vanderbilt	68 70	16	H Kentucky	42 55						
112	A Ole Miss	62 51	3	H South Carolina	61 84						
141	H Alabama	48 41	27	H Missouri	80 71						
14	A Tennessee	58 77	136	A Arkansas	53 52						
136	H Arkansas	53 46	61	H Florida	78 67						
15	A Texas A&M	52 54	4	A Mississippi St.	48 74						

Non-Div I Games:

LSU

■ Loss, 
■ Non-Conf, 
■ S Site, 
■ Home 
■ Away 
N Neutral

Average RPI Win:	227	WON-LOST	WINNING	LAST 10	STRENGTH OF	OPP. STRENGTH	TEAM	ADJ.	CONF.	ADJ CONF.
Average RPI Loss:	104	RECORD	PCT. RANK	GAMES	SCHEDULE	OF SCHEDULE	RPI	RPI	RPI	RPI
DIV. I ONLY	15- 10	113	6- 4	249	112	162	162	12	12	
DIV. I NON-CONF.	7- 5	137	0- 1	207	180	155	155	12	12	
TOTALS	RPI 1-25	RPI 26-50	W-L RECORDS	RPI 51-100	RPI 101-150	RPI 150+				
15- 10	0- 1	0- 3	OVERALL	2- 0	0- 5	13- 1				
7- 5	0- 0	0- 2	HOME	0- 0	0- 2	7- 1				
7- 5	0- 1	0- 1	AWAY	2- 0	0- 3	5- 0				
1- 0	0- 0	0- 0	NEUTRAL	0- 0	0- 0	1- 0				
7- 5	0- 1	0- 2	NON-CONFERENCE	1- 0	0- 1	6- 1				
4- 2	0- 0	0- 1	HOME	0- 0	0- 0	4- 1				
2- 3	0- 1	0- 1	AWAY	1- 0	0- 1	1- 0				
1- 0	0- 0	0- 0	NEUTRAL	0- 0	0- 0	1- 0				
8- 5	0- 0	0- 1	CONFERENCE	1- 0	0- 4	7- 0				
3- 3	0- 0	0- 1	HOME	0- 0	0- 2	3- 0				
5- 2	0- 0	0- 0	AWAY	1- 0	0- 2	4- 0				
0- 0	0- 0	0- 0	NEUTRAL	0- 0	0- 0	0- 0				

RPI S	Opponent	Score	RPI S	Opponent	Score	RPI S	Opponent	Score	RPI S	Opponent	Score	Team's RPI: 162
24	A Temple	70 86	26	H Harvard	64 66	54	A Dayton	54 51	108	A Saint Joseph's	58 67	
			48	H George Washington	65 79	90	A Penn	58 56	108	H Saint Joseph's	55 75	
			50	A Villanova	49 52				113	H Duquesne	68 76	
									116	A Rider	61 74	
									132	A VCU	56 61	
									169	H Fairfield	68 61	
									176	H George Mason	59 57	
									190	H American	63 59	
									206	A UNCW	64 48	
									213	N Miami (OH)	79 70	
									229	A St. Bonaventure	57 45	
									230	A Richmond	63 58	
									272	A Davidson	65 58	
									290	H Massachusetts	68 64	
									307	A Rhode Island	58 49	
									307	H Rhode Island	70 51	
									315	H Lafayette	49 56	
									318	H UMKC	64 59	
									348	H Delaware St.	78 38	
LAST 12 Division I GAMES:												
108	A Saint Joseph's	58 67	272	A Davidson	65 58							
229	A St. Bonaventure	57 45	230	A Richmond	63 58							
48	H George Washington	65 79	108	H Saint Joseph's	55 75							
307	A Rhode Island	58 49	26	H Harvard	64 66							
176	H George Mason	59 57	307	H Rhode Island	70 51							
290	H Massachusetts	68 64	113	H Duquesne	68 76							

Non-Div I Games:

La Salle

■ Loss, 
 ■ Non-Conf, 
 ■ S Site, 
 ■ H Home 
 ■ A Away 
 N Neutral

Average RPI Win:	309	WON-LOST	WINNING	LAST 10	STRENGTH OF	OPP. STRENGTH	TEAM	ADJ.	CONF.	ADJ CONF.
Average RPI Loss:	189	RECORD	PCT. RANK	GAMES	SCHEDULE	OF SCHEDULE	RPI	RPI	RPI	RPI
DIV. I ONLY	3- 19	331	2- 8	268	273	332	332	21	21	
DIV. I NON-CONF.	1- 8	314	0- 0	308	324	341	341	19	19	
TOTALS	RPI 1-25	RPI 26-50	W-L RECORDS	RPI 51-100	RPI 101-150	RPI 150+				
3- 19	0- 0	0- 2	OVERALL	0- 1	0- 3	3- 13				
2- 8	0- 0	0- 1	HOME	0- 0	0- 1	2- 6				
1- 11	0- 0	0- 1	AWAY	0- 1	0- 2	1- 7				
0- 0	0- 0	0- 0	NEUTRAL	0- 0	0- 0	0- 0				
1- 8	0- 0	0- 0	NON-CONFERENCE	0- 0	0- 2	1- 6				
0- 4	0- 0	0- 0	HOME	0- 0	0- 0	0- 4				
1- 4	0- 0	0- 0	AWAY	0- 0	0- 2	1- 2				
0- 0	0- 0	0- 0	NEUTRAL	0- 0	0- 0	0- 0				
2- 11	0- 0	0- 2	CONFERENCE	0- 1	0- 1	2- 7				
2- 4	0- 0	0- 1	HOME	0- 0	0- 1	2- 2				
0- 7	0- 0	0- 1	AWAY	0- 1	0- 0	0- 5				
0- 0	0- 0	0- 0	NEUTRAL	0- 0	0- 0	0- 0				

RPI S	Opponent	Score	RPI S	Opponent	Score	RPI S	Opponent	Score	RPI S	Opponent	Score	Team's RPI: 332
44	A Little Rock	34 78	44	H Little Rock	47 92	97	A UT Arlington	59 93	107	H Troy	67 94	
									112	A Ole Miss	40 97	
									136	A Arkansas	46 92	
									158	H Louisiana Tech	53 73	
									163	A Louisiana	57 67	
									175	A Texas St.	50 63	
									189	H Rice	50 93	
									216	H Grambling	54 59	
									232	H South Ala.	44 74	
									236	A Ga. Southern	65 76	
									236	H Ga. Southern	44 65	
									258	A Georgia St.	35 87	
									258	H Georgia St.	72 63	
									268	H McNeese	52 78	
									292	A Northwestern St.	65 67	
									296	A Nicholls St.	54 73	
									323	A Arkansas St.	56 71	
									323	H Arkansas St.	59 51	
									346	A Houston Baptist	77 65	
LAST 12 Division I GAMES:												
232	H South Ala.	44 74	97	A UT Arlington	59 93							
107	H Troy	67 94	175	A Texas St.	50 63							
236	A Ga. Southern	65 76	258	H Georgia St.	72 63							
258	A Georgia St.	35 87	236	H Ga. Southern	44 65							
323	H Arkansas St.	59 51	163	A Louisiana	57 67							
44	H Little Rock	47 92	44	A Little Rock	34 78							

Non-Div I Games: Centenary (LA) 83 39 LSU-Alexandria 73 61

La.-Monroe

■ Loss, 
 ■ Non-Conf, 
 ■ S Site, 
 ■ H Home 
 ■ A Away 
 N Neutral

RPI 1-25				RPI 26-50				RPI 51-100				RPI 101+				Team's RPI: 315	
RPI	S	Opponent	Score	RPI	S	Opponent	Score	RPI	S	Opponent	Score	RPI	S	Opponent	Score		
13	A	Louisville	48 92					66	H	Drexel	39 81	113	A	Duquesne	52 67		
								73	A	St. John's (NY)	46 64	116	A	Rider	58 76		
								77	N	Chattanooga	43 68	126	A	Navy	41 76		
								90	H	Penn	47 64	126	H	Navy	65 68		
												133	A	Princeton	27 65		
												156	A	Army West Point	73 76		
												156	H	Army West Point	55 63		
												162	A	La Salle	56 49		
												170	N	Hampton	55 58		
												190	H	American	52 76		
												212	H	Robert Morris	51 62		
												245	A	Colgate	69 76		
												247	A	Boston U.	50 68		
												247	H	Boston U.	58 75		
												261	A	Loyola Maryland	47 75		
												261	H	Loyola Maryland	55 60		
												264	N	Bowling Green	42 69		
												303	H	Lehigh	53 56		
												319	A	Holy Cross	85 70		
												319	H	Holy Cross	61 67		
LAST 12 Division I GAMES:																	
				126	H	Navy	65 68					190	H	American	52 76		
				319	A	Holy Cross	85 70					126	A	Navy	41 76		
				247	H	Boston U.	58 75					319	H	Holy Cross	61 67		
				156	H	Army West Point	55 63					247	A	Boston U.	50 68		
				261	A	Loyola Maryland	47 75					156	A	Army West Point	73 76		
				303	H	Lehigh	53 56					261	H	Loyola Maryland	55 60		

**Non-Div I Games:**

Average RPI Win:	276	WON-LOST	WINNING	LAST 10	STRENGTH OF	OPP. STRENGTH	TEAM	ADJ.	CONF.	ADJ CONF.
Average RPI Loss:	97	RECORD	PCT. RANK	GAMES	SCHEDULE	OF SCHEDULE	RPI	RPI	RPI	RPI
DIV. I ONLY	13- 6	73	7- 3	307	220	134	134	27	27	
DIV. I NON-CONF.	3- 3	165	0- 0	208	9	130	130	27	27	
TOTALS	RPI 1-25	RPI 26-50	W-L RECORDS	RPI 51-100	RPI 101-150	RPI 150+				
13- 6	0- 2	0- 1	OVERALL	0- 1	1- 1	12- 1				
9- 0	0- 0	0- 0	HOME	0- 0	0- 0	9- 0				
4- 6	0- 2	0- 1	AWAY	0- 1	1- 1	3- 1				
0- 0	0- 0	0- 0	NEUTRAL	0- 0	0- 0	0- 0				
3- 3	0- 2	0- 1	NON-CONFERENCE	0- 0	0- 0	3- 0				
2- 0	0- 0	0- 0	HOME	0- 0	0- 0	2- 0				
1- 3	0- 2	0- 1	AWAY	0- 0	0- 0	1- 0				
0- 0	0- 0	0- 0	NEUTRAL	0- 0	0- 0	0- 0				
10- 3	0- 0	0- 0	CONFERENCE	0- 1	1- 1	9- 1				
7- 0	0- 0	0- 0	HOME	0- 0	0- 0	7- 0				
3- 3	0- 0	0- 0	AWAY	0- 1	1- 1	2- 1				
0- 0	0- 0	0- 0	NEUTRAL	0- 0	0- 0	0- 0				

RPI 1-25				RPI 26-50				RPI 51-100				RPI 101+ Team's RPI: 134			
RPI	S	Opponent	Score	RPI	S	Opponent	Score	RPI	S	Opponent	Score	RPI	S	Opponent	Score
9	A	Oregon St.	56 88	37	A	Oregon	67 84	95	A	SFA	66 74	101	A	Central Ark.	70 56
21	A	Kansas St.	43 68									122	A	Abilene Christian	59 77
												211	A	New Orleans	66 55
												211	H	New Orleans	73 42
												246	A	Canisius	65 51
												268	H	McNeese	79 57
												285	H	A&M-Corpus Christi	65 49
												292	H	Northwestern St.	73 60
												296	A	Nicholls St.	67 78
												305	H	Northern Ariz.	75 60
												321	H	Loyola Chicago	76 50
												330	H	Southeastern La.	86 68
												335	H	Incarinate Word	83 54
												342	A	Sam Houston St.	70 44
												342	H	Sam Houston St.	84 51
LAST 12 Division I GAMES:															
95	A	SFA	66 74	296	A	Nicholls St.	67 78								
342	H	Sam Houston St.	84 51	342	A	Sam Houston St.	70 44								
268	H	McNeese	79 57	122	A	Abilene Christian	59 77								
211	A	New Orleans	66 55	335	H	Incarinate Word	83 54								
292	H	Northwestern St.	73 60	330	H	Southeastern La.	86 68								
285	H	A&M-Corpus Christi	65 49	211	H	New Orleans	73 42								

Non-Div I Games: St. Thomas (TX) 95 49 Louisiana Col. 94 55 Howard Payne 93 56 Southwestern (TX) 87 41

Lamar University

Loss, Non-Conf, S Site, H Home A Away N Neutral

Average RPI Win: <b>294</b>	WON-LOST	WINNING	LAST 10	STRENGTH OF	OPP. STRENGTH	TEAM	ADJ.	CONF.	ADJ CONF.
Average RPI Loss: <b>168</b>	RECORD	PCT. RANK	GAMES	SCHEDULE	OF SCHEDULE	RPI	RPI	RPI	RPI
DIV. I ONLY	7- 16	278	3- 7	226	305	303	303	24	24
DIV. I NON-CONF.	4- 6	209	0- 0	197	325	253	253	25	25
TOTALS	RPI 1-25	RPI 26-50	W-L RECORDS	RPI 51-100	RPI 101-150	RPI 150+			
7- 16	0- 0	0- 1	OVERALL	0- 3	0- 3	7- 9			
5- 8	0- 0	0- 0	HOME	0- 1	0- 2	5- 5			
2- 8	0- 0	0- 1	AWAY	0- 2	0- 1	2- 4			
0- 0	0- 0	0- 0	NEUTRAL	0- 0	0- 0	0- 0			
4- 6	0- 0	0- 1	NON-CONFERENCE	0- 1	0- 2	4- 2			
3- 3	0- 0	0- 0	HOME	0- 0	0- 1	3- 2			
1- 3	0- 0	0- 1	AWAY	0- 1	0- 1	1- 0			
0- 0	0- 0	0- 0	NEUTRAL	0- 0	0- 0	0- 0			
3- 10	0- 0	0- 0	CONFERENCE	0- 2	0- 1	3- 7			
2- 5	0- 0	0- 0	HOME	0- 1	0- 1	2- 3			
1- 5	0- 0	0- 0	AWAY	0- 1	0- 0	1- 4			
0- 0	0- 0	0- 0	NEUTRAL	0- 0	0- 0	0- 0			

RPI 1-25				RPI 26-50				RPI 51-100				RPI 101+				Team's RPI: 303
RPI	S	Opponent	Score	RPI	S	Opponent	Score	RPI	S	Opponent	Score	RPI	S	Opponent	Score	
				50	A	Villanova	37 59	67	A	California	63 96	113	A	Duquesne	49 63	
								74	A	Bucknell	54 73	116	H	Rider	68 75	
								74	H	Bucknell	58 77	126	H	Navy	64 66	
												156	H	Army West Point	71 75	
												190	A	American	51 68	
												190	H	American	58 70	
												195	H	Sacred Heart	68 62	
												209	H	Monmouth	62 73	
												247	A	Boston U.	50 64	
												247	H	Boston U.	64 69	
												249	H	Norfolk St.	57 81	
												261	A	Loyola Maryland	58 62	
												261	H	Loyola Maryland	86 69	
												304	A	Mt. St. Mary's	74 57	
												315	A	Lafayette	56 53	
												317	H	NJIT	84 52	
												319	A	Holy Cross	47 65	
												319	H	Holy Cross	80 64	
												348	H	Delaware St.	91 80	
LAST 12 Division I GAMES:																
319	H	Holy Cross	80 64	126	H	Navy	64 66									
74	A	Bucknell	54 73	319	A	Holy Cross	47 65									
190	H	American	58 70	74	H	Bucknell	58 77									
261	H	Loyola Maryland	86 69	190	A	American	51 68									
247	A	Boston U.	50 64	261	A	Loyola Maryland	58 62									
315	A	Lafayette	56 53	247	H	Boston U.	64 69									

Non-Div I Games: East Stroudsburg 78 72

Lehigh

■ Loss, 
 ■ Non-Conf, 
 ■ S Site, 
 ■ H Home 
 ■ A Away 
 N Neutral

Liberty

Through Games Of Feb. 14, 2017

Average RPI Win:	255	WON-LOST	WINNING	LAST 10	STRENGTH OF	OPP. STRENGTH	TEAM	ADJ.	CONF.	ADJ CONF.
Average RPI Loss:	174	RECORD	PCT. RANK	GAMES	SCHEDULE	OF SCHEDULE	RPI	RPI	RPI	RPI
DIV. I ONLY	8- 15	254	5- 5	176	312	253	253	28	28	
DIV. I NON-CONF.	0- 10	335	0- 0	65	226	304	304	28	28	
TOTALS	RPI 1-25	RPI 26-50	W-L RECORDS	RPI 51-100	RPI 101-150	RPI 150+				
8- 15	0- 1	0- 1	OVERALL	0- 1	1- 3	7- 9				
6- 3	0- 1	0- 1	HOME	0- 0	1- 0	5- 1				
2- 8	0- 0	0- 0	AWAY	0- 0	0- 2	2- 6				
0- 4	0- 0	0- 0	NEUTRAL	0- 1	0- 1	0- 2				
0- 10	0- 1	0- 1	NON-CONFERENCE	0- 1	0- 2	0- 5				
0- 3	0- 1	0- 1	HOME	0- 0	0- 0	0- 1				
0- 3	0- 0	0- 0	AWAY	0- 0	0- 1	0- 2				
0- 4	0- 0	0- 0	NEUTRAL	0- 1	0- 1	0- 2				
8- 5	0- 0	0- 0	CONFERENCE	0- 0	1- 1	7- 4				
6- 0	0- 0	0- 0	HOME	0- 0	1- 0	5- 0				
2- 5	0- 0	0- 0	AWAY	0- 0	0- 1	2- 4				
0- 0	0- 0	0- 0	NEUTRAL	0- 0	0- 0	0- 0				

RPI 1-25				RPI 26-50				RPI 51-100				RPI 101+ Team's RPI: 253			
RPI	S	Opponent	Score	RPI	S	Opponent	Score	RPI	S	Opponent	Score	RPI	S	Opponent	Score
10	H	Duke	38 98	39	H	James Madison	48 62	54	N	Dayton	53 82	101	N	Central Ark.	41 61
												126	A	Navy	66 67
												137	A	Radford	68 76
												137	H	Radford	49 48
												161	A	UTSA	64 80
												196	H	Appalachian St.	57 66
												208	A	Campbell	58 52
												210	N	UMBC	51 62
												220	A	Presbyterian	55 56
												220	H	Presbyterian	68 60
												230	N	Richmond	54 63
												234	A	UNC Asheville	54 64
												235	A	Charleston So.	81 72
												266	A	High Point	69 78
												266	H	High Point	81 74
												308	A	Gardner-Webb	82 84
												308	H	Gardner-Webb	66 63
												311	A	Valparaiso	68 70
												328	H	Winthrop	80 51
												336	H	Longwood	92 47
LAST 12 Division I GAMES:															
266	A	High Point	69 78	137	A	Radford	68 76								
220	A	Presbyterian	55 56	234	A	UNC Asheville	54 64								
137	H	Radford	49 48	336	H	Longwood	92 47								
308	H	Gardner-Webb	66 63	308	A	Gardner-Webb	82 84								
208	A	Campbell	58 52	220	H	Presbyterian	68 60								
328	H	Winthrop	80 51	266	H	High Point	81 74								

Non-Div I Games: West Liberty 64 38

Liberty

Loss, Non-Conf, S Site, H Home A Away N Neutral



Average RPI Win: <b>250</b>	WON-LOST	WINNING	LAST 10	STRENGTH OF	OPP. STRENGTH	TEAM	ADJ.	CONF.	ADJ CONF.
Average RPI Loss: <b>184</b>	RECORD	PCT. RANK	GAMES	SCHEDULE	OF SCHEDULE	RPI	RPI	RPI	RPI
DIV. I ONLY	4- 21	326	2- 8	119	317	300	300	23	23
DIV. I NON-CONF.	2- 12	310	0- 1	78	330	269	269	23	23
TOTALS	RPI 1-25	RPI 26-50	W-L RECORDS	RPI 51-100	RPI 101-150	RPI 150+			
4- 21	0- 0	0- 0	OVERALL	0- 5	1- 6	3- 10			
2- 8	0- 0	0- 0	HOME	0- 1	0- 3	2- 4			
2- 13	0- 0	0- 0	AWAY	0- 1	1- 0	1- 1			
0- 0	0- 0	0- 0	NEUTRAL	0- 0	0- 0	0- 0			
2- 12	0- 0	0- 0	NON-CONFERENCE	0- 2	1- 4	1- 6			
1- 4	0- 0	0- 0	HOME	0- 0	0- 2	1- 2			
1- 8	0- 0	0- 0	AWAY	0- 2	1- 2	0- 4			
0- 0	0- 0	0- 0	NEUTRAL	0- 0	0- 0	0- 0			
2- 9	0- 0	0- 0	CONFERENCE	0- 3	0- 2	2- 4			
1- 4	0- 0	0- 0	HOME	0- 1	0- 1	1- 2			
1- 5	0- 0	0- 0	AWAY	0- 2	0- 1	1- 2			
0- 0	0- 0	0- 0	NEUTRAL	0- 0	0- 0	0- 0			

RPI S	Opponent	Score	RPI S	Opponent	Score	RPI S	Opponent	Score	RPI S	Opponent	Score	Team's RPI: 300
						75	A Belmont	62 100	112	A Ole Miss	49 76	
						80	A Western Ky.	35 87	115	H Saint Louis	38 83	
						89	A Jacksonville	60 84	119	A Stetson	60 66	
						96	A FGCU	50 98	119	H Stetson	66 91	
						96	H FGCU	63 90	133	H Princeton	43 71	
									141	A Alabama	35 82	
									146	A Ball St.	78 74	
									192	A Morehead St.	53 73	
									235	H Charleston So.	52 67	
									238	A Murray St.	59 79	
									257	H Tennessee Tech	71 69	
									261	A Loyola Maryland	30 74	
									270	H Tennessee St.	71 77	
									271	A Southeast Mo. St.	63 79	
									273	H Kennesaw St.	55 70	
									276	A North Florida	60 58	
									317	A NJIT	68 76	
									317	H NJIT	53 76	
									320	A USC Upstate	75 89	
									320	H USC Upstate	84 77	
LAST 12 Division I GAMES:												
			96	A FGCU	50 98		89	A Jacksonville	60 84			
			119	A Stetson	60 66		276	A North Florida	60 58			
			320	A USC Upstate	75 89		119	H Stetson	66 91			
			317	H NJIT	53 76		96	H FGCU	63 90			
			320	H USC Upstate	84 77		273	H Kennesaw St.	55 70			
			317	A NJIT	68 76		133	H Princeton	43 71			

Non-Div I Games: Anderson (SC) 66 59

Lipscomb

■ Loss, 
■ Non-Conf, 
■ S Site, 
■ H Home 
■ A Away 
N Neutral

Little Rock

Through Games Of Feb. 14, 2017

Average RPI Win:	200	WON-LOST	WINNING	LAST 10	STRENGTH OF	OPP. STRENGTH	TEAM	ADJ.	CONF.	ADJ CONF.
Average RPI Loss:	57	RECORD	PCT. RANK	GAMES	SCHEDULE	OF SCHEDULE	RPI	RPI	RPI	RPI
DIV. I ONLY	18- 7	61	3- 2	86	132	44	44	21	21	
DIV. I NON-CONF.	6- 6	165	0- 1	13	22	52	52	19	19	
TOTALS	RPI 1-25	RPI 26-50	W-L RECORDS	RPI 51-100	RPI 101-150	RPI 150+				
18- 7	0- 3	0- 2	OVERALL	1- 0	4- 1	13- 1				
10- 2	0- 2	0- 0	HOME	0- 0	2- 0	8- 0				
8- 5	0- 1	0- 2	AWAY	1- 0	2- 1	5- 1				
0- 0	0- 0	0- 0	NEUTRAL	0- 0	0- 0	0- 0				
6- 6	0- 3	0- 2	NON-CONFERENCE	0- 0	3- 1	3- 0				
3- 2	0- 2	0- 0	HOME	0- 0	1- 0	2- 0				
3- 4	0- 1	0- 2	AWAY	0- 0	2- 1	1- 0				
0- 0	0- 0	0- 0	NEUTRAL	0- 0	0- 0	0- 0				
12- 1	0- 0	0- 0	CONFERENCE	1- 0	1- 0	10- 1				
7- 0	0- 0	0- 0	HOME	0- 0	1- 0	6- 0				
5- 1	0- 0	0- 0	AWAY	1- 0	0- 0	4- 1				
0- 0	0- 0	0- 0	NEUTRAL	0- 0	0- 0	0- 0				

RPI 1-25				RPI 26-50				Team's RPI: 44	RPI 51-100				RPI 101+			
RPI	S	Opponent	Score	RPI	S	Opponent	Score		RPI	S	Opponent	Score	RPI	S	Opponent	Score
4	H	Mississippi St.	44 58	29	A	LSU	49 69		97	A	UT Arlington	58 49	107	H	Troy	77 74
15	H	Texas A&M	37 55	34	A	Green Bay	31 57						115	H	Saint Louis	56 43
17	A	Oklahoma	58 68										127	A	Fordham	43 65
													140	A	Tulsa	63 58
													145	A	Memphis	54 44
													151	H	Oral Roberts	56 50
													152	A	Missouri St.	58 47
													163	A	Louisiana	82 64
													163	H	Louisiana	64 60
													175	A	Texas St.	47 64
													196	A	Appalachian St.	77 69
													196	H	Appalachian St.	67 55
													204	H	North Texas	55 44
													232	H	South Ala.	71 54
													278	A	Coastal Caro.	74 66
													278	H	Coastal Caro.	79 47
													323	H	Arkansas St.	73 59
													332	A	La.-Monroe	92 47
													332	H	La.-Monroe	78 34
LAST 12 Division I GAMES:																
127	A	Fordham	43 65	332	A	La.-Monroe	92 47									
175	A	Texas St.	47 64	232	H	South Ala.	71 54									
97	A	UT Arlington	58 49	107	H	Troy	77 74									
278	H	Coastal Caro.	79 47	323	H	Arkansas St.	73 59									
196	H	Appalachian St.	67 55	196	A	Appalachian St.	77 69									
163	A	Louisiana	82 64	278	A	Coastal Caro.	74 66									

Non-Div I Games:

Little Rock

Loss, Non-Conf, S Site, H Home A Away N Neutral

Average RPI Win:	223	WON-LOST	WINNING	LAST 10	STRENGTH OF	OPP. STRENGTH	TEAM	ADJ.	CONF.	ADJ CONF.
Average RPI Loss:	103	RECORD	PCT. RANK	GAMES	SCHEDULE	OF SCHEDULE	RPI	RPI	RPI	RPI
DIV. I ONLY	16- 8	84	8- 2	200	166	110	110	25	25	
DIV. I NON-CONF.	8- 6	141	1- 1	132	74	109	109	24	24	
TOTALS	RPI 1-25	RPI 26-50	W-L RECORDS	RPI 51-100	RPI 101-150	RPI 150+				
16- 8	0- 1	1- 1	OVERALL	0- 3	2- 0	13- 3				
8- 1	0- 1	0- 0	HOME	0- 0	1- 0	7- 0				
6- 4	0- 0	0- 0	AWAY	0- 1	1- 0	5- 3				
2- 3	0- 0	1- 1	NEUTRAL	0- 2	0- 0	1- 0				
8- 6	0- 1	1- 1	NON-CONFERENCE	0- 3	0- 0	7- 1				
3- 1	0- 1	0- 0	HOME	0- 0	0- 0	3- 0				
3- 2	0- 0	0- 0	AWAY	0- 1	0- 0	3- 1				
2- 3	0- 0	1- 1	NEUTRAL	0- 2	0- 0	1- 0				
8- 2	0- 0	0- 0	CONFERENCE	0- 0	2- 0	6- 2				
5- 0	0- 0	0- 0	HOME	0- 0	1- 0	4- 0				
3- 2	0- 0	0- 0	AWAY	0- 0	1- 0	2- 2				
0- 0	0- 0	0- 0	NEUTRAL	0- 0	0- 0	0- 0				

RPI 1-25				RPI 26-50				RPI 51-100				RPI 101+ Team's RPI: 110			
RPI	S	Opponent	Score	RPI	S	Opponent	Score	RPI	S	Opponent	Score	RPI	S	Opponent	Score
10	H	Duke	46 83	32	N	South Fla.	73 68	56	A	Southern California	74 82	104	A	UC Davis	64 51
				46	N	Quinnipiac	60 63	61	N	Florida	53 83	104	H	UC Davis	64 62
								79	N	Oklahoma St.	57 63	159	A	San Francisco	71 73
												165	A	CSUN	56 63
												173	H	UC Riverside	55 51
												177	H	Columbia	73 60
												182	H	Houston	65 55
												214	A	Loyola Marymount	81 78
												218	H	Pacific	66 58
												244	A	UC Santa Barbara	60 65
												247	N	Boston U.	61 48
												259	H	Cal Poly	83 80
												267	H	Hawaii	68 57
												284	A	Nevada	97 93
												293	A	Pepperdine	44 41
												327	A	UC Irvine	68 63
												341	A	Cal St. Fullerton	65 48
												341	H	Cal St. Fullerton	84 55
LAST 12 Division I GAMES:															
341	H	Cal St. Fullerton	84 55	244	A	UC Santa Barbara	60 65								
327	A	UC Irvine	68 63	259	H	Cal Poly	83 80								
165	A	CSUN	56 63	104	A	UC Davis	64 51								
173	H	UC Riverside	55 51	267	H	Hawaii	68 57								
341	A	Cal St. Fullerton	65 48	177	H	Columbia	73 60								
104	H	UC Davis	64 62	46	N	Quinnipiac	60 63								

Non-Div I Games: Biola 76 48

Long Beach St.

■ Loss, 
 ■ Non-Conf, 
 ■ S Site, 
 ■ Home 
 ■ A Away 
 N Neutral

Average RPI Win:	339	WON-LOST	WINNING	LAST 10	STRENGTH OF	OPP. STRENGTH	TEAM	ADJ.	CONF.	ADJ CONF.
Average RPI Loss:	205	RECORD	PCT. RANK	GAMES	SCHEDULE	OF SCHEDULE	RPI	RPI	RPI	RPI
DIV. I ONLY	3- 19	331	1- 9	279	336	336	336	28	28	
DIV. I NON-CONF.	2- 7	284	0- 0	196	331	277	277	28	28	
TOTALS	RPI 1-25	RPI 26-50	W-L RECORDS	RPI 51-100	RPI 101-150	RPI 150+				
3- 19	0- 1	0- 1	OVERALL	0- 1	0- 3	3- 13				
2- 7	0- 0	0- 0	HOME	0- 0	0- 1	2- 6				
1- 12	0- 0	0- 0	AWAY	0- 1	0- 1	1- 2				
0- 0	0- 0	0- 0	NEUTRAL	0- 0	0- 0	0- 0				
2- 7	0- 1	0- 1	NON-CONFERENCE	0- 1	0- 1	2- 3				
1- 1	0- 0	0- 0	HOME	0- 0	0- 0	1- 1				
1- 6	0- 1	0- 1	AWAY	0- 1	0- 1	1- 2				
0- 0	0- 0	0- 0	NEUTRAL	0- 0	0- 0	0- 0				
1- 12	0- 0	0- 0	CONFERENCE	0- 0	0- 2	1- 10				
1- 6	0- 0	0- 0	HOME	0- 0	0- 1	1- 5				
0- 6	0- 0	0- 0	AWAY	0- 0	0- 1	0- 5				
0- 0	0- 0	0- 0	NEUTRAL	0- 0	0- 0	0- 0				

RPI S	Opponent	Score	RPI S	Opponent	Score	RPI S	Opponent	Score	RPI S	Opponent	Score	Team's RPI: 336
10	A Duke	48 105	43	A Marquette	37 87	53	A West Virginia	40 107	103	A Charlotte	41 66	
									137	A Radford	55 73	
									137	H Radford	34 74	
									208	A Campbell	50 74	
									208	H Campbell	54 66	
									220	A Presbyterian	55 65	
									234	H UNC Asheville	53 80	
									235	H Charleston So.	47 62	
									249	H Norfolk St.	56 85	
									251	A Marshall	50 70	
									253	A Liberty	47 92	
									266	H High Point	49 80	
									308	A Gardner-Webb	55 89	
									308	H Gardner-Webb	43 77	
									328	A Winthrop	72 78	
									328	H Winthrop	83 78	
									338	A Fairleigh Dickinson	59 75	
									340	A UMass Lowell	72 59	
									348	H Delaware St.	88 77	
LAST 12 Division I GAMES:												
137	H Radford	34 74	328	A Winthrop	72 78							
328	H Winthrop	83 78	208	H Campbell	54 66							
308	A Gardner-Webb	55 89	253	A Liberty	47 92							
208	A Campbell	50 74	137	A Radford	55 73							
266	H High Point	49 80	308	H Gardner-Webb	43 77							
235	H Charleston So.	47 62	234	H UNC Asheville	53 80							

Non-Div I Games: West Va. Tech 58 76 Milligan 71 47

Longwood

Loss, Non-Conf, S Site, H Home A Away N Neutral

Average RPI Win:	258	WON-LOST	WINNING	LAST 10	STRENGTH OF	OPP. STRENGTH	TEAM	ADJ.	CONF.	ADJ CONF.
Average RPI Loss:	113	RECORD	PCT. RANK	GAMES	SCHEDULE	OF SCHEDULE	RPI	RPI	RPI	RPI
DIV. I ONLY	12- 8	113	6- 4	225	211	163	163	21	21	
DIV. I NON-CONF.	4- 3	141	0- 0	204	143	167	167	19	19	
TOTALS	RPI 1-25	RPI 26-50	W-L RECORDS	RPI 51-100	RPI 101-150	RPI 150+				
12- 8	0- 1	0- 2	OVERALL	0- 1	1- 1	11- 3				
8- 2	0- 0	0- 1	HOME	0- 0	1- 0	7- 1				
3- 5	0- 0	0- 1	AWAY	0- 0	0- 1	3- 0				
1- 1	0- 1	0- 0	NEUTRAL	0- 0	0- 0	1- 0				
4- 3	0- 1	0- 0	NON-CONFERENCE	0- 0	0- 1	4- 1				
2- 1	0- 0	0- 0	HOME	0- 0	0- 0	2- 1				
1- 1	0- 0	0- 0	AWAY	0- 0	0- 1	1- 0				
1- 1	0- 1	0- 0	NEUTRAL	0- 0	0- 0	1- 0				
8- 5	0- 0	0- 2	CONFERENCE	0- 1	1- 0	7- 2				
6- 1	0- 0	0- 1	HOME	0- 0	1- 0	5- 0				
2- 4	0- 0	0- 1	AWAY	0- 1	0- 0	2- 2				
0- 0	0- 0	0- 0	NEUTRAL	0- 0	0- 0	0- 0				

RPI 1-25			RPI 26-50			RPI 51-100			RPI 101+ Team's RPI: 163		
RPI	S	Opponent	Score	RPI	S	Opponent	Score	RPI	S	Opponent	Score
2	N	Notre Dame	51 91	44	A	Little Rock	60 64	97	A	UT Arlington	66 79
				44	H	Little Rock	64 82				
LAST 12 Division I GAMES:											
107	H	Troy	80 72	175	A	Texas St.	40 62	107	H	Troy	80 72
232	H	South Ala.	62 38	97	A	UT Arlington	66 79	120	A	Southern Miss.	49 71
258	A	Georgia St.	70 64	236	H	Ga. Southern	79 52	158	H	Louisiana Tech	80 72
236	A	Ga. Southern	60 63	258	H	Georgia St.	72 65	175	A	Texas St.	40 62
44	H	Little Rock	64 82	332	H	La.-Monroe	67 57	182	H	Houston	64 69
323	H	Arkansas St.	72 60	323	A	Arkansas St.	80 72	232	H	South Ala.	62 38
								236	A	Ga. Southern	60 63
								236	H	Ga. Southern	79 52
								258	A	Georgia St.	70 64
								258	H	Georgia St.	72 65
								268	A	McNeese	77 70
								271	N	Southeast Mo. St.	82 78
								323	A	Arkansas St.	80 72
								323	H	Arkansas St.	72 60
								330	H	Southeastern La.	86 77
								332	H	La.-Monroe	67 57

Non-Div I Games: Xavier (LA) 74 55 Southern-N.O. 87 57

Louisiana

Loss, Non-Conf, S Site, H Home A Away N Neutral

Average RPI Win:	218	WON-LOST	WINNING	LAST 10	STRENGTH OF	OPP. STRENGTH	TEAM	ADJ.	CONF.	ADJ CONF.
Average RPI Loss:	118	RECORD	PCT. RANK	GAMES	SCHEDULE	OF SCHEDULE	RPI	RPI	RPI	RPI
DIV. I ONLY	12- 11	163	7- 3	144	141	158	158	15	15	
DIV. I NON-CONF.	4- 6	209	0- 0	176	176	203	203	16	16	
TOTALS	RPI 1-25	RPI 26-50	W-L RECORDS	RPI 51-100	RPI 101-150	RPI 150+				
12- 11	0- 0	0- 2	OVERALL	0- 3	2- 3	10- 3				
7- 5	0- 0	0- 2	HOME	0- 2	2- 1	5- 0				
5- 6	0- 0	0- 0	AWAY	0- 1	0- 2	5- 3				
0- 0	0- 0	0- 0	NEUTRAL	0- 0	0- 0	0- 0				
4- 6	0- 0	0- 2	NON-CONFERENCE	0- 1	0- 2	4- 1				
2- 3	0- 0	0- 2	HOME	0- 1	0- 0	2- 0				
2- 3	0- 0	0- 0	AWAY	0- 0	0- 2	2- 1				
0- 0	0- 0	0- 0	NEUTRAL	0- 0	0- 0	0- 0				
8- 5	0- 0	0- 0	CONFERENCE	0- 2	2- 1	6- 2				
5- 2	0- 0	0- 0	HOME	0- 1	2- 1	3- 0				
3- 3	0- 0	0- 0	AWAY	0- 1	0- 0	3- 2				
0- 0	0- 0	0- 0	NEUTRAL	0- 0	0- 0	0- 0				

RPI 1-25			RPI 26-50			RPI 51-100			RPI 101+ Team's RPI: 158		
RPI	S	Opponent	Score	RPI	S	Opponent	Score	RPI	S	Opponent	Score
29	H	LSU	73 77	63	H	Middle Tenn.	65 79	103	H	Charlotte	80 54
35	H	Auburn	66 76	80	A	Western Ky.	58 67	106	A	Clemson	67 78
				95	H	SFA	58 60	120	H	Southern Miss.	72 61
								131	H	Old Dominion	64 69
								145	A	Memphis	54 56
								161	A	UTSA	61 63
								161	H	UTSA	77 71
								163	A	Louisiana	72 80
								184	H	UAB	64 63
								189	A	Rice	70 67
								204	A	North Texas	72 65
								216	H	Grambling	69 55
								251	A	Marshall	72 54
								268	A	McNeese	66 56
								291	A	UTEP	62 69
								291	H	UTEP	69 61
								296	H	Nicholls St.	68 52
								332	A	La.-Monroe	73 53
LAST 12 Division I GAMES:											
161	H	UTSA	77 71	204	A	North Texas	72 65				
291	H	UTEP	69 61	189	A	Rice	70 67				
251	A	Marshall	72 54	131	H	Old Dominion	64 69				
80	A	Western Ky.	58 67	103	H	Charlotte	80 54				
63	H	Middle Tenn.	65 79	161	A	UTSA	61 63				
184	H	UAB	64 63	291	A	UTEP	62 69				

Non-Div I Games: LSU-Alexandria 103 63

Louisiana Tech

■ Loss, 
 ■ Non-Conf, S Site, 
 ■ Home 
 ■ Away 
 N Neutral

## Louisville

Through Games Of Feb. 14, 2017

Average RPI Win:	118	WON-LOST	WINNING	LAST 10	STRENGTH OF	OPP. STRENGTH	TEAM	ADJ.	CONF.	ADJ CONF.
Average RPI Loss:	11	RECORD	PCT. RANK	GAMES	SCHEDULE	OF SCHEDULE	RPI	RPI	RPI	RPI
DIV. I ONLY	22- 6	27	7- 3	14	22	13	13	3	3	
DIV. I NON-CONF.	13- 2	20	1- 0	39	29	12	12	4	4	
TOTALS	RPI 1-25	RPI 26-50	W-L RECORDS	RPI 51-100	RPI 101-150	RPI 150+				
22- 6	2- 5	4- 1	OVERALL	7- 0	1- 0	8- 0				
14- 2	2- 1	3- 1	HOME	3- 0	0- 0	6- 0				
8- 3	0- 3	1- 0	AWAY	4- 0	1- 0	2- 0				
0- 1	0- 1	0- 0	NEUTRAL	0- 0	0- 0	0- 0				
13- 2	1- 2	2- 0	NON-CONFERENCE	5- 0	0- 0	5- 0				
9- 1	1- 1	1- 0	HOME	3- 0	0- 0	4- 0				
4- 0	0- 0	1- 0	AWAY	2- 0	0- 0	1- 0				
0- 1	0- 1	0- 0	NEUTRAL	0- 0	0- 0	0- 0				
9- 4	1- 3	2- 1	CONFERENCE	2- 0	1- 0	3- 0				
5- 1	1- 0	2- 1	HOME	0- 0	0- 0	2- 0				
4- 3	0- 3	0- 0	AWAY	2- 0	1- 0	1- 0				
0- 0	0- 0	0- 0	NEUTRAL	0- 0	0- 0	0- 0				

RPI 1-25				Team's RPI: 13		RPI 26-50				RPI 51-100				RPI 101+									
RPI	S	Opponent	Score	RPI	S	Opponent	Score	RPI	S	Opponent	Score	RPI	S	Opponent	Score								
2	A	Notre Dame	66 85	28	H	North Carolina St.	70 72	60	A	Virginia Tech	88 70	106	A	Clemson	60 46								
3	N	South Carolina	59 83	32	A	South Fla.	66 52	63	A	Middle Tenn.	91 72	154	A	Pittsburgh	63 48								
6	A	Florida St.	65 72	33	H	Syracuse	91 76	72	A	Virginia	86 81	154	H	Pittsburgh	73 52								
10	A	Duke	55 58	36	H	South Dakota St.	83 30	75	H	Belmont	73 50	164	H	Boston College	68 43								
16	H	Kentucky	69 67	45	H	Georgia Tech	91 51	77	H	Chattanooga	63 47	203	H	Col. of Charleston	86 58								
18	H	Maryland	72 78					80	H	Western Ky.	68 61	248	A	UT Martin	100 57								
20	H	Miami (FL)	63 59					98	A	Vanderbilt	78 66	264	H	Bowling Green	83 58								
																280	H	Evansville	89 47				
																315	H	Lafayette	92 48				
																LAST 12 Division I GAMES:							
																164	H	Boston College	68 43	32	A	South Fla.	66 52
																60	A	Virginia Tech	88 70	45	H	Georgia Tech	91 51
																2	A	Notre Dame	66 85	20	H	Miami (FL)	63 59
																28	H	North Carolina St.	70 72	6	A	Florida St.	65 72
																154	A	Pittsburgh	63 48	154	H	Pittsburgh	73 52
																106	A	Clemson	60 46	72	A	Virginia	86 81

Non-Div I Games:

Louisville

■ Loss, 
 ■ Non-Conf, 
 ■ S Site, 
 ■ H Home 
 ■ A Away 
 N Neutral

Average RPI Win:	324	WON-LOST	WINNING	LAST 10	STRENGTH OF	OPP. STRENGTH	TEAM	ADJ.	CONF.	ADJ CONF.
Average RPI Loss:	147	RECORD	PCT. RANK	GAMES	SCHEDULE	OF SCHEDULE	RPI	RPI	RPI	RPI
DIV. I ONLY	2- 21	342	1- 9	136	189	321	321	16	16	
DIV. I NON-CONF.	1- 10	325	0- 0	38	159	260	260	14	14	
TOTALS	RPI 1-25	RPI 26-50	W-L RECORDS	RPI 51-100	RPI 101-150	RPI 150+				
2- 21	0- 2	0- 1	OVERALL	0- 3	0- 3	2- 12				
2- 7	0- 1	0- 0	HOME	0- 1	0- 0	2- 5				
0- 12	0- 1	0- 1	AWAY	0- 2	0- 1	0- 7				
0- 2	0- 0	0- 0	NEUTRAL	0- 0	0- 2	0- 0				
1- 10	0- 2	0- 0	NON-CONFERENCE	0- 2	0- 3	1- 3				
1- 3	0- 1	0- 0	HOME	0- 1	0- 0	1- 1				
0- 5	0- 1	0- 0	AWAY	0- 1	0- 1	0- 2				
0- 2	0- 0	0- 0	NEUTRAL	0- 0	0- 2	0- 0				
1- 11	0- 0	0- 1	CONFERENCE	0- 1	0- 0	1- 9				
1- 4	0- 0	0- 0	HOME	0- 0	0- 0	1- 4				
0- 7	0- 0	0- 1	AWAY	0- 1	0- 0	0- 5				
0- 0	0- 0	0- 0	NEUTRAL	0- 0	0- 0	0- 0				

RPI 1-25				RPI 26-50				RPI 51-100				RPI 101+			
RPI	S	Opponent	Score	RPI	S	Opponent	Score	RPI	S	Opponent	Score	RPI	S	Opponent	Score
19	H	DePaul	46 107	38	A	Drake	46 89	59	A	Central Mich.	57 95	106	N	Clemson	40 61
20	A	Miami (FL)	43 81					64	A	UNI	30 68	107	N	Troy	67 91
								82	H	Northern Ill.	70 90	134	A	Lamar University	50 76
												152	H	Missouri St.	32 60
												154	A	Pittsburgh	35 59
												168	A	Southern Ill.	57 73
												171	A	Western Mich.	53 65
												172	H	Milwaukee	46 73
												202	A	Indiana St.	32 53
												202	H	Indiana St.	38 48
												205	H	Wichita St.	64 83
												217	A	Bradley	45 72
												217	H	Bradley	53 60
												280	A	Evansville	36 67
												313	A	Illinois St.	51 63
												313	H	Illinois St.	64 61
												334	H	Chicago St.	59 54
LAST 12 Division I GAMES:															
202	A	Indiana St.	32 53	38	A	Drake	46 89								
313	A	Illinois St.	51 63	202	H	Indiana St.	38 48								
217	A	Bradley	45 72	217	H	Bradley	53 60								
205	H	Wichita St.	64 83	313	H	Illinois St.	64 61								
152	H	Missouri St.	32 60	280	A	Evansville	36 67								
64	A	UNI	30 68	168	A	Southern Ill.	57 73								

Non-Div I Games:

Loyola Chicago

■ Loss, ■ Non-Conf, S Site, H Home A Away N Neutral



Average RPI Win:	274	WON-LOST	WINNING	LAST 10	STRENGTH OF	OPP. STRENGTH	TEAM	ADJ.	CONF.	ADJ CONF.
Average RPI Loss:	152	RECORD	PCT. RANK	GAMES	SCHEDULE	OF SCHEDULE	RPI	RPI	RPI	RPI
DIV. I ONLY	9- 15	239	3- 7	196	264	261	261	24	24	
DIV. I NON-CONF.	4- 7	224	0- 0	160	209	230	230	25	25	
TOTALS	RPI 1-25	RPI 26-50	W-L RECORDS	RPI 51-100	RPI 101-150	RPI 150+				
9- 15	0- 1	0- 1	OVERALL	0- 1	0- 4	9- 8				
7- 7	0- 1	0- 0	HOME	0- 1	0- 2	7- 3				
2- 8	0- 0	0- 1	AWAY	0- 0	0- 2	2- 5				
0- 0	0- 0	0- 0	NEUTRAL	0- 0	0- 0	0- 0				
4- 7	0- 1	0- 1	NON-CONFERENCE	0- 0	0- 2	4- 3				
3- 3	0- 1	0- 0	HOME	0- 0	0- 1	3- 1				
1- 4	0- 0	0- 1	AWAY	0- 0	0- 1	1- 2				
0- 0	0- 0	0- 0	NEUTRAL	0- 0	0- 0	0- 0				
5- 8	0- 0	0- 0	CONFERENCE	0- 1	0- 2	5- 5				
4- 4	0- 0	0- 0	HOME	0- 1	0- 1	4- 2				
1- 4	0- 0	0- 0	AWAY	0- 0	0- 1	1- 3				
0- 0	0- 0	0- 0	NEUTRAL	0- 0	0- 0	0- 0				

RPI 1-25				RPI 26-50				RPI 51-100				RPI 101+ Team's RPI: 261			
RPI	S	Opponent	Score	RPI	S	Opponent	Score	RPI	S	Opponent	Score	RPI	S	Opponent	Score
18	H	Maryland	60 79	48	A	George Washington	64 74	74	H	Bucknell	66 72	118	H	Delaware	45 47
												126	A	Navy	51 77
												126	H	Navy	43 55
												128	A	Cornell	50 58
												154	A	Pittsburgh	44 74
												156	A	Army West Point	48 67
												156	H	Army West Point	71 62
												169	A	Fairfield	57 58
												177	H	Columbia	53 65
												190	H	American	45 60
												210	A	UMBC	70 65
												245	H	Colgate	87 77
												247	A	Boston U.	58 61
												247	H	Boston U.	55 67
												300	H	Lipscomb	74 30
												303	A	Lehigh	69 86
												303	H	Lehigh	62 58
												304	H	Mt. St. Mary's	58 53
												315	A	Lafayette	60 55
												315	H	Lafayette	75 47
												322	H	St. Francis Brooklyn	69 60
LAST 12 Division I GAMES:															
247	H	Boston U.	55 67	74	H	Bucknell	66 72								
126	H	Navy	43 55	247	A	Boston U.	58 61								
156	A	Army West Point	48 67	126	A	Navy	51 77								
303	A	Lehigh	69 86	156	H	Army West Point	71 62								
315	H	Lafayette	75 47	303	H	Lehigh	62 58								
245	H	Colgate	87 77	315	A	Lafayette	60 55								

Non-Div I Games:

Loyola Maryland

■ Loss, 
 ■ Non-Conf, S Site, 
 ■ Home 
 ■ Away 
 N Neutral

Average RPI Win:	243	WON-LOST	WINNING	LAST 10	STRENGTH OF	OPP. STRENGTH	TEAM	ADJ.	CONF.	ADJ CONF.
Average RPI Loss:	129	RECORD	PCT. RANK	GAMES	SCHEDULE	OF SCHEDULE	RPI	RPI	RPI	RPI
DIV. I ONLY	11- 14	208	5- 5	212	170	214	214	14	14	
DIV. I NON-CONF.	5- 6	186	0- 0	236	246	217	217	13	13	
TOTALS	RPI 1-25	RPI 26-50	W-L RECORDS	RPI 51-100	RPI 101-150	RPI 150+				
11- 14	0- 0	0- 0	OVERALL	1- 6	0- 3	10- 5				
7- 6	0- 0	0- 0	HOME	1- 2	0- 2	6- 2				
4- 8	0- 0	0- 0	AWAY	0- 1	0- 0	4- 1				
0- 0	0- 0	0- 0	NEUTRAL	0- 0	0- 0	0- 0				
5- 6	0- 0	0- 0	NON-CONFERENCE	0- 3	0- 2	5- 1				
2- 4	0- 0	0- 0	HOME	0- 1	0- 2	2- 1				
3- 2	0- 0	0- 0	AWAY	0- 2	0- 0	3- 0				
0- 0	0- 0	0- 0	NEUTRAL	0- 0	0- 0	0- 0				
6- 8	0- 0	0- 0	CONFERENCE	1- 3	0- 1	5- 4				
5- 2	0- 0	0- 0	HOME	1- 1	0- 0	4- 1				
1- 6	0- 0	0- 0	AWAY	0- 2	0- 1	1- 3				
0- 0	0- 0	0- 0	NEUTRAL	0- 0	0- 0	0- 0				

RPI S	Opponent	Score	RPI S	Opponent	Score	RPI S	Opponent	Score	RPI S	Opponent	Score	Team's RPI: 214
						65	A Gonzaga	61 73	110	H Long Beach St.	78 81	
						65	H Gonzaga	56 80	115	H Saint Louis	76 90	
						75	H Belmont	72 79	123	A St. Mary's (CA)	59 74	
						79	A Oklahoma St.	58 66	155	A Santa Clara	64 71	
						87	A Washington St.	45 92	155	H Santa Clara	61 50	
						91	A BYU	59 76	159	H San Francisco	72 79	
						91	H BYU	77 74	173	H UC Riverside	72 75	
									218	A Pacific	65 52	
									227	A Seattle U	62 59	
									233	A San Diego	58 61	
									233	H San Diego	63 55	
									244	H UC Santa Barbara	57 55	
									269	A Portland	56 71	
									269	H Portland	69 54	
									275	A San Diego St.	60 53	
									293	H Pepperdine	72 60	
									327	H UC Irvine	58 39	
									341	A Cal St. Fullerton	77 62	
LAST 12 Division I GAMES:												
269	A	Portland	56	71	155	H	Santa Clara	61	50			
65	A	Gonzaga	61	73	233	A	San Diego	58	61			
159	H	San Francisco	72	79	269	H	Portland	69	54			
233	H	San Diego	63	55	65	H	Gonzaga	56	80			
91	H	BYU	77	74	155	A	Santa Clara	64	71			
218	A	Pacific	65	52	293	H	Pepperdine	72	60			

Non-Div I Games:

Loyola Marymount

■ Loss, 
 ■ Non-Conf, S Site, 
 ■ Home 
 ■ Away 
 N Neutral

Average RPI Win:	222	WON-LOST	WINNING	LAST 10	STRENGTH OF	OPP. STRENGTH	TEAM	ADJ.	CONF.	ADJ CONF.
Average RPI Loss:	121	RECORD	PCT. RANK	GAMES	SCHEDULE	OF SCHEDULE	RPI	RPI	RPI	RPI
DIV. I ONLY	15- 13	158	6- 4	157	124	129	129	22	22	
DIV. I NON-CONF.	7- 8	181	0- 0	66	28	96	96	22	22	
TOTALS	RPI 1-25	RPI 26-50	W-L RECORDS	RPI 51-100	RPI 101-150	RPI 150+				
15- 13	0- 3	0- 2	OVERALL	2- 1	1- 1	12- 6				
9- 1	0- 1	0- 0	HOME	1- 0	1- 0	7- 0				
3- 11	0- 2	0- 2	AWAY	0- 1	0- 1	3- 5				
3- 1	0- 0	0- 0	NEUTRAL	1- 0	0- 0	2- 1				
7- 8	0- 3	0- 2	NON-CONFERENCE	2- 0	0- 1	5- 2				
3- 1	0- 1	0- 0	HOME	1- 0	0- 0	2- 0				
1- 6	0- 2	0- 2	AWAY	0- 0	0- 1	1- 1				
3- 1	0- 0	0- 0	NEUTRAL	1- 0	0- 0	2- 1				
8- 5	0- 0	0- 0	CONFERENCE	0- 1	1- 0	7- 4				
6- 0	0- 0	0- 0	HOME	0- 0	1- 0	5- 0				
2- 5	0- 0	0- 0	AWAY	0- 1	0- 0	2- 4				
0- 0	0- 0	0- 0	NEUTRAL	0- 0	0- 0	0- 0				

RPI 1-25				RPI 26-50				RPI 51-100				RPI 101+ Team's RPI: 129			
RPI	S	Opponent	Score	RPI	S	Opponent	Score	RPI	S	Opponent	Score	RPI	S	Opponent	Score
3	A	South Carolina	42 79	26	A	Harvard	62 69	77	N	Chattanooga	49 39	106	A	Clemson	61 69
4	H	Mississippi St.	43 87	42	A	Tulane	62 77	92	A	New Hampshire	44 50	139	H	Albany (NY)	84 71
20	A	Miami (FL)	51 76					99	H	Purdue	67 47	164	A	Boston College	53 64
												170	N	Hampton	49 58
												180	H	Northeastern	68 49
												183	A	Hartford	66 60
												183	H	Hartford	73 62
												187	N	ETSU	61 48
												198	A	Binghamton	52 58
												210	A	UMBC	62 66
												210	H	UMBC	72 40
												231	H	Dartmouth	60 55
												265	A	Stony Brook	41 55
												265	H	Stony Brook	78 71
												279	A	Vermont	52 55
												279	H	Vermont	59 43
												297	A	Bryant	77 52
												316	N	Saint Peter's	59 43
												340	A	UMass Lowell	65 44
												340	H	UMass Lowell	76 50
LAST 12 Division I GAMES:															
265	H	Stony Brook	78 71	139	H	Albany (NY)	84 71								
340	H	UMass Lowell	76 50	92	A	New Hampshire	44 50								
183	A	Hartford	66 60	183	H	Hartford	73 62								
210	A	UMBC	62 66	265	A	Stony Brook	41 55								
279	H	Vermont	59 43	340	A	UMass Lowell	65 44								
198	A	Binghamton	52 58	210	H	UMBC	72 40								

Non-Div I Games:

Maine

■ Loss, 
 ■ Non-Conf, 
 ■ S Site, 
 ■ Home 
 ■ A Away 
 N Neutral

Average RPI Win: <b>251</b>	WON-LOST	WINNING	LAST 10	STRENGTH OF	OPP. STRENGTH	TEAM	ADJ.	CONF.	ADJ CONF.
Average RPI Loss: <b>163</b>	RECORD	PCT. RANK	GAMES	SCHEDULE	OF SCHEDULE	RPI	RPI	RPI	RPI
DIV. I ONLY	7- 18	289	2- 8	213	233	283	283	18	18
DIV. I NON-CONF.	4- 5	198	0- 0	80	314	151	151	17	17
TOTALS	RPI 1-25	RPI 26-50	W-L RECORDS	RPI 51-100	RPI 101-150	RPI 150+			
7- 18	0- 0	0- 1	OVERALL	0- 3	2- 3	5- 11			
4- 8	0- 0	0- 0	HOME	0- 1	1- 1	3- 6			
3- 10	0- 0	0- 1	AWAY	0- 0	1- 1	2- 0			
0- 0	0- 0	0- 0	NEUTRAL	0- 0	0- 0	0- 0			
4- 5	0- 0	0- 0	NON-CONFERENCE	0- 3	2- 1	2- 1			
2- 2	0- 0	0- 0	HOME	0- 1	1- 0	1- 1			
2- 3	0- 0	0- 0	AWAY	0- 2	1- 1	1- 0			
0- 0	0- 0	0- 0	NEUTRAL	0- 0	0- 0	0- 0			
3- 13	0- 0	0- 1	CONFERENCE	0- 0	0- 2	3- 10			
2- 6	0- 0	0- 0	HOME	0- 0	0- 1	2- 5			
1- 7	0- 0	0- 1	AWAY	0- 0	0- 1	1- 5			
0- 0	0- 0	0- 0	NEUTRAL	0- 0	0- 0	0- 0			

RPI 1-25			RPI 26-50			RPI 51-100			RPI 101+			Team's RPI: 283			
RPI	S	Opponent	Score	RPI	S	Opponent	Score	RPI	S	Opponent	Score				
				46	A	Quinnipiac	38 81	71	A	Buffalo	39 73	116	A	Rider	64 73
								74	A	Bucknell	64 69	116	H	Rider	36 53
								92	H	New Hampshire	42 59	127	A	Fordham	60 63
												142	H	Yale	63 57
												148	A	Brown	58 57
												160	A	Iona	53 70
												160	H	Iona	62 76
												169	A	Fairfield	56 71
												169	H	Fairfield	43 64
												193	A	Siena	62 67
												193	H	Siena	68 66
												224	A	Niagara	42 65
												224	H	Niagara	59 62
												242	H	Marist	47 62
												246	A	Canisius	48 58
												246	H	Canisius	57 62
												265	H	Stony Brook	50 55
												316	A	Saint Peter's	69 65
												316	H	Saint Peter's	57 44
												319	H	Holy Cross	60 56
												322	A	St. Francis Brooklyn	55 52
LAST 12 Division I GAMES:															
				169	H	Fairfield	43 64					316	A	Saint Peter's	69 65
				193	A	Siena	62 67					160	H	Iona	62 76
				224	A	Niagara	42 65					224	H	Niagara	59 62
				246	A	Canisius	48 58					46	A	Quinnipiac	38 81
				316	H	Saint Peter's	57 44					169	A	Fairfield	56 71
				116	A	Rider	64 73					116	H	Rider	36 53

Non-Div I Games:

Manhattan

■ Loss, 
 ■ Non-Conf, 
 ■ S Site, 
 ■ H Home 
 ■ A Away 
 N Neutral

Average RPI Win: <b>236</b>	WON-LOST	WINNING	LAST 10	STRENGTH OF	OPP. STRENGTH	TEAM	ADJ.	CONF.	ADJ CONF.
Average RPI Loss: <b>173</b>	RECORD	PCT. RANK	GAMES	SCHEDULE	OF SCHEDULE	RPI	RPI	RPI	RPI
DIV. I ONLY	11- 15	218	4- 6	311	142	242	242	18	18
DIV. I NON-CONF.	3- 7	250	0- 0	326	92	306	306	17	17
TOTALS	RPI 1-25	RPI 26-50	W-L RECORDS	RPI 51-100	RPI 101-150	RPI 150+			
11- 15	0- 1	0- 2	OVERALL	0- 0	0- 3	11- 9			
3- 7	0- 1	0- 0	HOME	0- 0	0- 1	3- 5			
7- 6	0- 0	0- 1	AWAY	0- 0	0- 1	7- 4			
1- 2	0- 0	0- 1	NEUTRAL	0- 0	0- 1	1- 0			
3- 7	0- 1	0- 1	NON-CONFERENCE	0- 0	0- 1	3- 4			
1- 2	0- 1	0- 0	HOME	0- 0	0- 0	1- 1			
1- 3	0- 0	0- 0	AWAY	0- 0	0- 0	1- 3			
1- 2	0- 0	0- 1	NEUTRAL	0- 0	0- 1	1- 0			
8- 8	0- 0	0- 1	CONFERENCE	0- 0	0- 2	8- 5			
2- 5	0- 0	0- 0	HOME	0- 0	0- 1	2- 4			
6- 3	0- 0	0- 1	AWAY	0- 0	0- 1	6- 1			
0- 0	0- 0	0- 0	NEUTRAL	0- 0	0- 0	0- 0			

RPI 1-25				RPI 26-50				RPI 51-100				RPI 101+ Team's RPI: 242			
RPI	S	Opponent	Score	RPI	S	Opponent	Score	RPI	S	Opponent	Score	RPI	S	Opponent	Score
22	H	Creighton	50 <b>72</b>	35	N	Auburn	51 <b>52</b>					116	A	Rider	46 <b>65</b>
				46	A	Quinnipiac	57 <b>79</b>					116	H	Rider	56 <b>69</b>
												144	N	East Carolina	68 <b>70</b>
												160	A	Iona	68 62
												160	H	Iona	37 <b>48</b>
												169	H	Fairfield	71 55
												191	A	Hofstra	42 <b>62</b>
												193	A	Siena	70 59
												193	H	Siena	68 <b>69</b>
												197	H	Seton Hall	63 <b>76</b>
												209	A	Monmouth	69 <b>79</b>
												224	A	Niagara	60 58
												224	H	Niagara	53 <b>68</b>
												231	A	Dartmouth	66 61
												246	A	Canisius	85 74
												246	H	Canisius	67 60
												247	H	Boston U.	76 57
												277	N	N.C. A&T	69 64
												283	A	Manhattan	62 47
												307	A	Rhode Island	61 <b>82</b>
												316	A	Saint Peter's	66 58
												316	H	Saint Peter's	69 <b>73</b>
												319	A	Holy Cross	46 <b>50</b>
LAST 12 Division I GAMES:															
116	A	Rider	46 <b>65</b>	160	H	Iona	37 <b>48</b>								
224	H	Niagara	53 <b>68</b>	193	H	Siena	68 <b>69</b>								
46	A	Quinnipiac	57 <b>79</b>	160	A	Iona	68 62								
316	A	Saint Peter's	66 58	116	H	Rider	56 <b>69</b>								
193	A	Siena	70 59	224	A	Niagara	60 58								
246	H	Canisius	67 60	246	A	Canisius	85 74								

Non-Div I Games:

Marist

■ Loss, 
 ■ Non-Conf, 
 ■ S Site, 
 ■ H Home 
 ■ A Away 
 N Neutral

Average RPI Win:	157	WON-LOST	WINNING	LAST 10	STRENGTH OF	OPP. STRENGTH	TEAM	ADJ.	CONF.	ADJ CONF.
Average RPI Loss:	78	RECORD	PCT. RANK	GAMES	SCHEDULE	OF SCHEDULE	RPI	RPI	RPI	RPI
DIV. I ONLY	19- 7	56	7- 3	91	74	43	43	7	7	
DIV. I NON-CONF.	9- 2	37	0- 0	71	119	43	43	7	7	
TOTALS	RPI 1-25	RPI 26-50	W-L RECORDS	RPI 51-100	RPI 101-150	RPI 150+				
19- 7	3- 2	2- 1	OVERALL	1- 2	1- 0	12- 2				
10- 3	1- 1	0- 1	HOME	1- 1	1- 0	7- 0				
9- 3	2- 1	2- 0	AWAY	0- 1	0- 0	5- 1				
0- 1	0- 0	0- 0	NEUTRAL	0- 0	0- 0	0- 1				
9- 2	2- 0	0- 1	NON-CONFERENCE	1- 0	1- 0	5- 1				
6- 1	1- 0	0- 1	HOME	1- 0	1- 0	3- 0				
3- 0	1- 0	0- 0	AWAY	0- 0	0- 0	2- 0				
0- 1	0- 0	0- 0	NEUTRAL	0- 0	0- 0	0- 1				
10- 5	1- 2	2- 0	CONFERENCE	0- 2	0- 0	7- 1				
4- 2	0- 1	0- 0	HOME	0- 1	0- 0	4- 0				
6- 3	1- 1	2- 0	AWAY	0- 1	0- 0	3- 1				
0- 0	0- 0	0- 0	NEUTRAL	0- 0	0- 0	0- 0				

RPI 1-25				RPI 26-50				Team's RPI: 43	RPI 51-100				RPI 101+			
RPI	S	Opponent	Score	RPI	S	Opponent	Score		RPI	S	Opponent	Score	RPI	S	Opponent	Score
9	A	Oregon St.	74 73	34	H	Green Bay	63 78		73	A	St. John's (NY)	64 70	149	H	New Mexico	62 52
19	A	DePaul	102 101	49	A	Georgetown	84 77		73	H	St. John's (NY)	72 82	155	N	Santa Clara	62 65
22	A	Creighton	77 80	50	A	Villanova	77 71		94	H	Western Ill.	77 61	167	A	Providence	64 66
22	H	Creighton	63 83										167	H	Providence	79 74
23	H	Arizona St.	75 63										172	H	Milwaukee	85 74
													181	A	Xavier	86 71
													181	H	Xavier	85 61
													197	A	Seton Hall	83 77
													197	H	Seton Hall	103 60
													207	A	Wisconsin	81 75
													218	A	Pacific	89 75
													237	A	Butler	72 66
													237	H	Butler	91 53
													255	H	Saint Francis (PA)	104 91
													336	H	Longwood	87 37
LAST 12 Division I GAMES:																
181	A	Xavier	86 71	19	A	DePaul	102 101		237	H	Butler	91 53				
237	A	Butler	72 66	73	H	St. John's (NY)	72 82		181	H	Xavier	85 61				
				197	H	Seton Hall	103 60		197	A	Seton Hall	83 77				
				22	A	Creighton	77 80		73	A	St. John's (NY)	64 70				
				167	A	Providence	64 66		167	H	Providence	79 74				

Non-Div I Games:

Marquette

■ Loss, 
■ Non-Conf, 
■ S Site, 
■ H Home 
■ A Away 
N Neutral

Average RPI Win:	278	WON-LOST	WINNING	LAST 10	STRENGTH OF	OPP. STRENGTH	TEAM	ADJ.	CONF.	ADJ CONF.
Average RPI Loss:	137	RECORD	PCT. RANK	GAMES	SCHEDULE	OF SCHEDULE	RPI	RPI	RPI	RPI
DIV. I ONLY	10- 11	192	2- 8	310	184	251	251	15	15	
DIV. I NON-CONF.	6- 3	97	0- 0	349	304	244	244	16	16	
TOTALS	RPI 1-25	RPI 26-50	W-L RECORDS	RPI 51-100	RPI 101-150	RPI 150+				
10- 11	0- 0	0- 0	OVERALL	0- 4	0- 4	10- 3				
7- 4	0- 0	0- 0	HOME	0- 2	0- 1	7- 1				
2- 6	0- 0	0- 0	AWAY	0- 2	0- 3	2- 1				
1- 1	0- 0	0- 0	NEUTRAL	0- 0	0- 0	1- 1				
6- 3	0- 0	0- 0	NON-CONFERENCE	0- 1	0- 1	6- 1				
4- 0	0- 0	0- 0	HOME	0- 0	0- 0	4- 0				
1- 2	0- 0	0- 0	AWAY	0- 1	0- 1	1- 0				
1- 1	0- 0	0- 0	NEUTRAL	0- 0	0- 0	1- 1				
4- 8	0- 0	0- 0	CONFERENCE	0- 3	0- 3	4- 2				
3- 4	0- 0	0- 0	HOME	0- 2	0- 1	3- 1				
1- 4	0- 0	0- 0	AWAY	0- 1	0- 2	1- 1				
0- 0	0- 0	0- 0	NEUTRAL	0- 0	0- 0	0- 0				

RPI 1-25			RPI 26-50			RPI 51-100			RPI 101+			Team's RPI: 251
RPI	S	Opponent	Score	RPI	S	Opponent	Score	RPI	S	Opponent	Score	
						63	H Middle Tenn.	63	72	103	A Charlotte	77 93
						76	A Penn St.	80	82	109	A North Carolina	53 75
						80	A Western Ky.	57	73	120	H Southern Miss.	78 82
						80	H Western Ky.	64	78	131	A Old Dominion	69 73
										158	H Louisiana Tech	54 72
										161	A UTSA	88 81
										184	H UAB	61 58
										186	A Illinois	55 53
										278	H Coastal Caro.	84 66
										281	H FIU	70 52
										291	A UTEP	74 84
										299	N Prairie View	68 78
										331	H Fla. Atlantic	76 53
										336	H Longwood	70 50
										339	H Morgan St.	62 43
										342	N Sam Houston St.	73 50
										344	H Florida A&M	77 67
LAST 12 Division I GAMES:												
						80	H Western Ky.	64	78	184	H UAB	61 58
						158	H Louisiana Tech	54	72	63	H Middle Tenn.	63 72
						120	H Southern Miss.	78	82	103	A Charlotte	77 93
						291	A UTEP	74	84	131	A Old Dominion	69 73
						161	A UTSA	88	81	331	H Fla. Atlantic	76 53
						80	A Western Ky.	57	73	281	H FIU	70 52

Non-Div I Games: Me.-Fort Kent 136 62 Bluefield Col. 77 35

Marshall

Loss, Non-Conf, S Site, H Home A Away N Neutral

Maryland

Through Games Of Feb. 14, 2017

Average RPI Win:	144	WON-LOST	WINNING	LAST 10	STRENGTH OF	OPP. STRENGTH	TEAM	ADJ.	CONF.	ADJ CONF.
Average RPI Loss:	1	RECORD	PCT. RANK	GAMES	SCHEDULE	OF SCHEDULE	RPI	RPI	RPI	RPI
DIV. I ONLY	25- 1	2	10- 0	130	35	18	18	6	6	
DIV. I NON-CONF.	12- 1	7	0- 0	223	39	53	53	6	6	
TOTALS	RPI 1-25	RPI 26-50	W-L RECORDS	RPI 51-100	RPI 101-150	RPI 150+				
25- 1	2- 1	4- 0	OVERALL	6- 0	1- 0	12- 0				
12- 1	0- 1	2- 0	HOME	2- 0	0- 0	8- 0				
11- 0	1- 0	2- 0	AWAY	3- 0	1- 0	4- 0				
2- 0	1- 0	0- 0	NEUTRAL	1- 0	0- 0	0- 0				
12- 1	2- 1	0- 0	NON-CONFERENCE	1- 0	1- 0	8- 0				
6- 1	0- 1	0- 0	HOME	0- 0	0- 0	6- 0				
4- 0	1- 0	0- 0	AWAY	0- 0	1- 0	2- 0				
2- 0	1- 0	0- 0	NEUTRAL	1- 0	0- 0	0- 0				
13- 0	0- 0	4- 0	CONFERENCE	5- 0	0- 0	4- 0				
6- 0	0- 0	2- 0	HOME	2- 0	0- 0	2- 0				
7- 0	0- 0	2- 0	AWAY	3- 0	0- 0	2- 0				
0- 0	0- 0	0- 0	NEUTRAL	0- 0	0- 0	0- 0				

RPI 1-25				RPI 26-50				RPI 51-100				RPI 101+			
RPI	S	Opponent	Score	RPI	S	Opponent	Score	RPI	S	Opponent	Score	RPI	S	Opponent	Score
1	H	UConn	81 87	31	H	Michigan	83 70	52	A	Michigan St.	89 72	113	A	Duquesne	77 57
13	A	Louisville	78 72	41	A	Indiana	92 56	55	A	Minnesota	83 72	186	A	Illinois	94 49
23	N	Arizona St.	83 42	47	A	Iowa	98 82	57	H	Northwestern	96 65	186	H	Illinois	84 59
				47	H	Iowa	100 81	76	H	Penn St.	89 83	188	H	Towson	97 63
								87	N	Washington St.	79 69	194	H	Rutgers	80 71
								99	A	Purdue	85 70	201	A	Nebraska	93 49
												210	H	UMBC	92 42
												224	A	Niagara	96 64
												250	H	UMES	106 61
												261	A	Loyola Maryland	79 60
												304	H	Mt. St. Mary's	106 42
												316	H	Saint Peter's	101 49
												340	H	UMass Lowell	100 44
LAST 12 Division I GAMES:															
				52	A	Michigan St.	89 72	194	H	Rutgers	80 71				
				186	H	Illinois	84 59	31	H	Michigan	83 70				
				41	A	Indiana	92 56	47	A	Iowa	98 82				
				99	A	Purdue	85 70	76	H	Penn St.	89 83				
				47	H	Iowa	100 81	57	H	Northwestern	96 65				
				186	A	Illinois	94 49	201	A	Nebraska	93 49				

Non-Div I Games:

Maryland

Loss, Non-Conf, S Site, H Home A Away N Neutral



## Massachusetts

Through Games Of Feb. 14, 2017

Average RPI Win:	281	WON-LOST	WINNING	LAST 10	STRENGTH OF	OPP. STRENGTH	TEAM	ADJ.	CONF.	ADJ CONF.
Average RPI Loss:	148	RECORD	PCT. RANK	GAMES	SCHEDULE	OF SCHEDULE	RPI	RPI	RPI	RPI
DIV. I ONLY	8- 17	269	1- 6	264	145	290	290	12	12	
DIV. I NON-CONF.	5- 7	205	1- 0	312	272	270	270	12	12	
TOTALS	RPI 1-25	RPI 26-50	W-L RECORDS	RPI 51-100	RPI 101-150	RPI 150+				
8- 17	0- 0	0- 2	OVERALL	0- 3	1- 4	7- 8				
6- 5	0- 0	0- 1	HOME	0- 0	1- 1	5- 3				
1- 11	0- 0	0- 0	AWAY	0- 0	0- 1	1- 2				
1- 1	0- 0	0- 0	NEUTRAL	0- 1	0- 0	1- 0				
5- 7	0- 0	0- 1	NON-CONFERENCE	0- 2	0- 0	5- 4				
4- 0	0- 0	0- 0	HOME	0- 0	0- 0	4- 0				
0- 6	0- 0	0- 1	AWAY	0- 1	0- 0	0- 4				
1- 1	0- 0	0- 0	NEUTRAL	0- 1	0- 0	1- 0				
3- 10	0- 0	0- 1	CONFERENCE	0- 1	1- 4	2- 4				
2- 5	0- 0	0- 1	HOME	0- 0	1- 1	1- 3				
1- 5	0- 0	0- 0	AWAY	0- 1	0- 3	1- 1				
0- 0	0- 0	0- 0	NEUTRAL	0- 0	0- 0	0- 0				

RPI 1-25			RPI 26-50			RPI 51-100			RPI 101+ Team's RPI: 290		
RPI	S	Opponent	Score	RPI	S	Opponent	Score	RPI	S	Opponent	Score
47	A	Iowa	30 71	48	H	George Washington	54 60	54	A	Dayton	65 77
								66	N	Drexel	47 65
								71	A	Buffalo	47 61
								108	A	Saint Joseph's	50 81
								113	H	Duquesne	75 67
								115	H	Saint Louis	60 81
								127	A	Fordham	43 74
								132	A	VCU	52 55
								162	A	La Salle	64 68
								176	H	George Mason	55 66
								183	A	Hartford	56 75
								191	A	Hofstra	55 71
								229	H	St. Bonaventure	38 55
								247	A	Boston U.	60 64
								272	A	Davidson	61 60
								272	H	Davidson	59 63
								281	A	FIU	57 58
								297	H	Bryant	68 62
								298	H	North Dakota St.	70 58
								307	H	Rhode Island	68 67
								312	H	Central Conn. St.	76 37
								319	H	Holy Cross	69 66
								326	N	Montana	59 58
LAST 12 Division I GAMES:											
326	N	Montana	59 58	48	H	George Washington	54 60				
127	A	Fordham	43 74	229	H	St. Bonaventure	38 55				
272	H	Davidson	59 63	113	H	Duquesne	75 67				
115	H	Saint Louis	60 81	272	A	Davidson	61 60				
132	A	VCU	52 55	108	A	Saint Joseph's	50 81				
162	A	La Salle	64 68	307	H	Rhode Island	68 67				

Non-Div I Games: Merrimack 73 44

Massachusetts

■ Loss, 
 ■ Non-Conf, S Site, 
 ■ Home 
 ■ Away 
 N Neutral

Average RPI Win:	324	WON-LOST	WINNING	LAST 10	STRENGTH OF	OPP. STRENGTH	TEAM	ADJ.	CONF.	ADJ CONF.
Average RPI Loss:	129	RECORD	PCT. RANK	GAMES	SCHEDULE	OF SCHEDULE	RPI	RPI	RPI	RPI
DIV. I ONLY	7- 12	242	5- 5	229	278	268	268	27	27	
DIV. I NON-CONF.	1- 6	310	0- 0	221	84	302	302	27	27	
TOTALS	RPI 1-25	RPI 26-50	W-L RECORDS	RPI 51-100	RPI 101-150	RPI 150+				
7- 12	0- 0	0- 1	OVERALL	0- 1	0- 6	7- 4				
4- 5	0- 0	0- 0	HOME	0- 1	0- 1	4- 3				
3- 5	0- 0	0- 1	AWAY	0- 0	0- 4	3- 0				
0- 2	0- 0	0- 0	NEUTRAL	0- 0	0- 1	0- 1				
1- 6	0- 0	0- 1	NON-CONFERENCE	0- 0	0- 2	1- 3				
0- 2	0- 0	0- 0	HOME	0- 0	0- 0	0- 2				
1- 2	0- 0	0- 1	AWAY	0- 0	0- 1	1- 0				
0- 2	0- 0	0- 0	NEUTRAL	0- 0	0- 1	0- 1				
6- 6	0- 0	0- 0	CONFERENCE	0- 1	0- 4	6- 1				
4- 3	0- 0	0- 0	HOME	0- 1	0- 1	4- 1				
2- 3	0- 0	0- 0	AWAY	0- 0	0- 3	2- 0				
0- 0	0- 0	0- 0	NEUTRAL	0- 0	0- 0	0- 0				

RPI S	Opponent	Score	RPI S	Opponent	Score	RPI S	Opponent	Score	RPI S	Opponent	Score	Team's RPI: 268
42	A Tulane	65 82	95	H SFA	65 96	101	A Central Ark.	52 67	101	H Central Ark.	49 72	
						121	A TCU	70 74	122	A Abilene Christian	65 77	
						134	A Lamar University	57 79	141	N Alabama	63 84	
						154	N Pittsburgh	65 71	158	H Louisiana Tech	56 66	
						163	H Louisiana	70 77	211	H New Orleans	59 71	
						292	A Northwestern St.	68 63	292	H Northwestern St.	68 52	
						330	A Southeastern La.	86 83	332	A La.-Monroe	78 52	
						335	H Incarnate Word	78 61	342	H Sam Houston St.	79 56	
						346	H Houston Baptist	68 53				
LAST 12 Division I GAMES:												
335	H Incarnate Word	78 61	101	A Central Ark.	52 67							
134	A Lamar University	57 79	330	A Southeastern La.	86 83							
101	H Central Ark.	49 72	346	H Houston Baptist	68 53							
122	A Abilene Christian	65 77	342	H Sam Houston St.	79 56							
211	H New Orleans	59 71	95	H SFA	65 96							
292	H Northwestern St.	68 52	292	A Northwestern St.	68 63							

Non-Div I Games: LSU-Alexandria 100 66 Louisiana Col. 88 47 Southern-N.O. 94 65 Wiley 72 56  
McNeese

Loss, Non-Conf, S Site, H Home A Away N Neutral

Average RPI Win:	161	WON-LOST	WINNING	LAST 10	STRENGTH OF	OPP. STRENGTH	TEAM	ADJ.	CONF.	ADJ CONF.
Average RPI Loss:	122	RECORD	PCT. RANK	GAMES	SCHEDULE	OF SCHEDULE	RPI	RPI	RPI	RPI
DIV. I ONLY	12- 12	174	5- 5	105	81	145	145	5	5	
DIV. I NON-CONF.	7- 6	157	1- 0	272	126	216	216	5	5	
TOTALS	RPI 1-25	RPI 26-50	W-L RECORDS	RPI 51-100	RPI 101-150	RPI 150+				
12- 12	0- 2	2- 2	OVERALL	1- 1	2- 4	7- 3				
9- 4	0- 1	1- 1	HOME	1- 0	1- 2	6- 0				
3- 7	0- 1	1- 1	AWAY	0- 1	1- 1	1- 3				
0- 1	0- 0	0- 0	NEUTRAL	0- 0	0- 1	0- 0				
7- 6	0- 0	0- 1	NON-CONFERENCE	1- 0	0- 2	6- 3				
6- 2	0- 0	0- 1	HOME	1- 0	0- 1	5- 0				
1- 3	0- 0	0- 0	AWAY	0- 0	0- 0	1- 3				
0- 1	0- 0	0- 0	NEUTRAL	0- 0	0- 1	0- 0				
5- 6	0- 2	2- 1	CONFERENCE	0- 1	2- 2	1- 0				
3- 2	0- 1	1- 0	HOME	0- 0	1- 1	1- 0				
2- 4	0- 1	1- 1	AWAY	0- 1	1- 1	0- 0				
0- 0	0- 0	0- 0	NEUTRAL	0- 0	0- 0	0- 0				

RPI	S	Opponent	Score	RPI	S	Opponent	Score	RPI	S	Opponent	Score	RPI	S	Opponent	Score	Team's RPI: 145
24	A	Temple	51 66	32	A	South Fla.	49 79	86	A	SMU	44 53	111	A	UCF	65 62	
24	H	Temple	67 73	32	H	South Fla.	62 57	98	H	Vanderbilt	75 59	111	H	UCF	65 59	
				42	A	Tulane	55 52					136	N	Arkansas	61 91	
				44	H	Little Rock	44 54					140	A	Tulsa	52 57	
												143	H	Cincinnati	59 66	
												147	H	Kansas	58 68	
												152	H	Missouri St.	69 60	
												158	H	Louisiana Tech	56 54	
												168	A	Southern Ill.	61 69	
												182	H	Houston	66 65	
												186	A	Illinois	64 54	
												240	A	Samford	42 48	
												271	H	Southeast Mo. St.	65 63	
												284	A	Nevada	67 75	
												292	H	Northwestern St.	54 38	
												296	H	Nicholls St.	73 62	
LAST 12 Division I GAMES:																
42	A	Tulane	55 52	32	A	South Fla.	49 79									
32	H	South Fla.	62 57	143	H	Cincinnati	59 66									
86	A	SMU	44 53	111	A	UCF	65 62									
111	H	UCF	65 59	140	A	Tulsa	52 57									
182	H	Houston	66 65	24	H	Temple	67 73									
24	A	Temple	51 66	98	H	Vanderbilt	75 59									

Non-Div I Games:

Memphis

■ Loss, 
 ■ Non-Conf, 
 ■ S Site, 
 ■ H Home 
 ■ A Away 
 N Neutral

Average RPI Win: <b>243</b>	WON-LOST	WINNING	LAST 10	STRENGTH OF	OPP. STRENGTH	TEAM	ADJ.	CONF.	ADJ CONF.
Average RPI Loss: <b>60</b>	RECORD	PCT. RANK	GAMES	SCHEDULE	OF SCHEDULE	RPI	RPI	RPI	RPI
DIV. I ONLY	17- 5	33	8- 2	272	122	102	102	17	17
DIV. I NON-CONF.	8- 3	67	0- 0	314	55	120	120	20	20
<hr/>									
TOTALS	RPI 1-25	RPI 26-50	W-L RECORDS	RPI 51-100	RPI 101-150	RPI 150+			
17- 5	0- 1	0- 1	OVERALL	0- 3	0- 0	17- 0			
9- 2	0- 1	0- 0	HOME	0- 1	0- 0	9- 0			
8- 3	0- 0	0- 1	AWAY	0- 2	0- 0	8- 0			
0- 0	0- 0	0- 0	NEUTRAL	0- 0	0- 0	0- 0			
8- 3	0- 1	0- 1	NON-CONFERENCE	0- 1	0- 0	8- 0			
3- 1	0- 1	0- 0	HOME	0- 0	0- 0	3- 0			
5- 2	0- 0	0- 1	AWAY	0- 1	0- 0	5- 0			
0- 0	0- 0	0- 0	NEUTRAL	0- 0	0- 0	0- 0			
9- 2	0- 0	0- 0	CONFERENCE	0- 2	0- 0	9- 0			
6- 1	0- 0	0- 0	HOME	0- 1	0- 0	6- 0			
3- 1	0- 0	0- 0	AWAY	0- 1	0- 0	3- 0			
0- 0	0- 0	0- 0	NEUTRAL	0- 0	0- 0	0- 0			

RPI 1-25				RPI 26-50				RPI 51-100				RPI 101+ Team's RPI: 102			
RPI	S	Opponent	Score	RPI	S	Opponent	Score	RPI	S	Opponent	Score	RPI	S	Opponent	Score
6	H	Florida St.	40 83	45	A	Georgia Tech	50 70	77	A	Chattanooga	50 70	182	A	Houston	64 60
								77	H	Chattanooga	56 74	186	A	Illinois	51 33
								93	A	Georgia	64 72	187	A	ETSU	71 56
												187	H	ETSU	72 55
												208	H	Campbell	76 60
												223	A	UNCG	77 64
												223	H	UNCG	58 47
												236	A	Ga. Southern	77 56
												239	H	Wofford	54 39
												240	H	Samford	59 49
												241	H	Furman	76 52
												272	A	Davidson	67 60
												273	H	Kennesaw St.	61 46
												288	A	Western Caro.	59 57
												288	H	Western Caro.	84 53
												328	A	Winthrop	71 48
												331	H	Fla. Atlantic	74 57
LAST 12 Division I GAMES:															
223	H	UNCG	58 47	241	H	Furman	76 52								
288	H	Western Caro.	84 53	288	A	Western Caro.	59 57								
187	A	ETSU	71 56	223	A	UNCG	77 64								
77	A	Chattanooga	50 70	77	H	Chattanooga	56 74								
240	H	Samford	59 49	187	H	ETSU	72 55								
239	H	Wofford	54 39	272	A	Davidson	67 60								

Non-Div I Games: West Ga. 67 36 Paine 93 50 Emmanuel (GA) 84 70

Mercer

Loss, Non-Conf, S Site, H Home A Away N Neutral

Average RPI Win:	135	WON-LOST	WINNING	LAST 10	STRENGTH OF	OPP. STRENGTH	TEAM	ADJ.	CONF.	ADJ CONF.
Average RPI Loss:	13	RECORD	PCT. RANK	GAMES	SCHEDULE	OF SCHEDULE	RPI	RPI	RPI	RPI
DIV. I ONLY	19- 6	39	6- 4	34	24	20	20	3	3	
DIV. I NON-CONF.	11- 1	12	0- 0	136	54	17	17	4	4	
TOTALS	RPI 1-25	RPI 26-50	W-L RECORDS	RPI 51-100	RPI 101-150	RPI 150+				
19- 6	1- 5	1- 1	OVERALL	5- 0	6- 0	6- 0				
12- 2	0- 2	0- 0	HOME	3- 0	5- 0	4- 0				
6- 4	1- 3	1- 1	AWAY	2- 0	0- 0	2- 0				
1- 0	0- 0	0- 0	NEUTRAL	0- 0	1- 0	0- 0				
11- 1	1- 1	0- 0	NON-CONFERENCE	2- 0	4- 0	4- 0				
7- 0	0- 0	0- 0	HOME	1- 0	3- 0	3- 0				
3- 1	1- 1	0- 0	AWAY	1- 0	0- 0	1- 0				
1- 0	0- 0	0- 0	NEUTRAL	0- 0	1- 0	0- 0				
8- 5	0- 4	1- 1	CONFERENCE	3- 0	2- 0	2- 0				
5- 2	0- 2	0- 0	HOME	2- 0	2- 0	1- 0				
3- 3	0- 2	1- 1	AWAY	1- 0	0- 0	1- 0				
0- 0	0- 0	0- 0	NEUTRAL	0- 0	0- 0	0- 0				

RPI	S	Opponent	Score	RPI	S	Opponent	Score	RPI	S	Opponent	Score	RPI	S	Opponent	Score
2	H	Notre Dame	55 67	28	A	North Carolina St.	67 64	60	H	Virginia Tech	82 75	103	H	Charlotte	80 46
6	A	Florida St.	71 80	33	A	Syracuse	48 81	69	A	Wake Forest	79 56	106	H	Clemson	81 57
6	H	Florida St.	66 81					72	H	Virginia	63 52	109	H	North Carolina	100 88
13	A	Louisville	59 63					73	A	St. John's (NY)	62 50	129	H	Maine	76 51
16	A	Kentucky	66 82					85	H	Texas Tech	74 56	131	H	Old Dominion	66 56
25	A	Ohio St.	94 89									139	N	Albany (NY)	77 53
												154	A	Pittsburgh	82 50
												164	H	Boston College	58 51
												216	H	Grambling	89 61
												281	A	FIU	69 49
												301	H	Coppin St.	75 35
												321	H	Loyola Chicago	81 43
LAST 12 Division I GAMES:															
106	H	Clemson	81 57	33	A	Syracuse	48 81								
72	H	Virginia	63 52	13	A	Louisville	59 63								
6	A	Florida St.	71 80	60	H	Virginia Tech	82 75								
69	A	Wake Forest	79 56	2	H	Notre Dame	55 67								
164	H	Boston College	58 51	28	A	North Carolina St.	67 64								
109	H	North Carolina	100 88	154	A	Pittsburgh	82 50								

Non-Div I Games:

Miami (FL)

■ Loss, 
 ■ Non-Conf, S Site, 
 ■ Home 
 ■ Away 
 N Neutral

Average RPI Win:	279	WON-LOST	WINNING	LAST 10	STRENGTH OF	OPP. STRENGTH	TEAM	ADJ.	CONF.	ADJ CONF.
Average RPI Loss:	119	RECORD	PCT. RANK	GAMES	SCHEDULE	OF SCHEDULE	RPI	RPI	RPI	RPI
DIV. I ONLY	7- 16	278	3- 7	96	232	213	213	10	10	
DIV. I NON-CONF.	4- 7	224	0- 0	177	341	226	226	11	11	
TOTALS	RPI 1-25	RPI 26-50	W-L RECORDS	RPI 51-100	RPI 101-150	RPI 150+				
7- 16	0- 0	0- 1	OVERALL	0- 6	0- 4	7- 5				
2- 7	0- 0	0- 1	HOME	0- 2	0- 2	2- 2				
3- 7	0- 0	0- 0	AWAY	0- 4	0- 2	3- 1				
2- 2	0- 0	0- 0	NEUTRAL	0- 0	0- 0	2- 2				
4- 7	0- 0	0- 0	NON-CONFERENCE	0- 1	0- 2	4- 4				
0- 3	0- 0	0- 0	HOME	0- 1	0- 1	0- 1				
2- 2	0- 0	0- 0	AWAY	0- 0	0- 1	2- 1				
2- 2	0- 0	0- 0	NEUTRAL	0- 0	0- 0	2- 2				
3- 9	0- 0	0- 1	CONFERENCE	0- 5	0- 2	3- 1				
2- 4	0- 0	0- 1	HOME	0- 1	0- 1	2- 1				
1- 5	0- 0	0- 0	AWAY	0- 4	0- 1	1- 0				
0- 0	0- 0	0- 0	NEUTRAL	0- 0	0- 0	0- 0				

RPI S	Opponent	Score	RPI S	Opponent	Score	RPI S	Opponent	Score	RPI S	Opponent	Score	Team's RPI: 213
			40	H Ohio	62 79	59	A Central Mich.	61 80	105	A Kent St.	66 84	
						62	H IUPUI	53 65	143	H Cincinnati	43 49	
						71	A Buffalo	45 71	146	H Ball St.	60 81	
						71	H Buffalo	51 68	150	A Wright St.	57 65	
						82	A Northern Ill.	76 89	162	N La Salle	70 79	
						83	A Toledo	50 64	167	N Providence	59 75	
									171	H Western Mich.	60 85	
									192	A Morehead St.	43 77	
									202	H Indiana St.	54 62	
									226	H Akron	54 49	
									243	A Austin Peay	73 58	
									282	A Northern Ky.	60 50	
									289	A Eastern Mich.	79 63	
									289	H Eastern Mich.	72 61	
									302	N Eastern Ky.	65 54	
									324	N Fort Wayne	69 47	
LAST 12 Division I GAMES:												
			289	A Eastern Mich.	79 63	59	A Central Mich.	61 80				
			226	H Akron	54 49	71	H Buffalo	51 68				
			146	H Ball St.	60 81	289	H Eastern Mich.	72 61				
			105	A Kent St.	66 84	83	A Toledo	50 64				
			40	H Ohio	62 79	171	H Western Mich.	60 85				
			82	A Northern Ill.	76 89	71	A Buffalo	45 71				

Non-Div I Games: Cedarville 70 57 Northwood 64 49

Miami (OH)

Loss, Non-Conf, S Site, H Home A Away N Neutral

Average RPI Win: 159		WON-LOST	WINNING	LAST 10	STRENGTH OF	OPP. STRENGTH	TEAM	ADJ.	CONF.	ADJ CONF.
Average RPI Loss: 48		RECORD	PCT. RANK	GAMES	SCHEDULE	OF SCHEDULE	RPI	RPI	RPI	RPI
DIV. I ONLY		21- 5	20	8- 2	115	54	31	31	6	6
DIV. I NON-CONF.		11- 3	53	0- 0	131	78	49	49	6	6
TOTALS	RPI 1-25	RPI 26-50		W-L RECORDS		RPI 51-100	RPI 101-150		RPI 150+	
21- 5	0- 4	4- 0		OVERALL		4- 0	0- 0		13- 1	
13- 0	0- 0	3- 0		HOME		2- 0	0- 0		8- 0	
6- 4	0- 3	1- 0		AWAY		1- 0	0- 0		4- 1	
2- 1	0- 1	0- 0		NEUTRAL		1- 0	0- 0		1- 0	
11- 3	0- 2	2- 0		NON-CONFERENCE		1- 0	0- 0		8- 1	
7- 0	0- 0	1- 0		HOME		0- 0	0- 0		6- 0	
2- 2	0- 1	1- 0		AWAY		0- 0	0- 0		1- 1	
2- 1	0- 1	0- 0		NEUTRAL		1- 0	0- 0		1- 0	
10- 2	0- 2	2- 0		CONFERENCE		3- 0	0- 0		5- 0	
6- 0	0- 0	2- 0		HOME		2- 0	0- 0		2- 0	
4- 2	0- 2	0- 0		AWAY		1- 0	0- 0		3- 0	
0- 0	0- 0	0- 0		NEUTRAL		0- 0	0- 0		0- 0	

RPI 1-25					
RPI	S	Opponent	Score		
6	N	Florida St.	62	76	
12	A	UCLA	64	84	
18	A	Maryland	70	83	
25	A	Ohio St.	87	96	

RPI 26-50					
RPI	S	Opponent	Score		
40	H	Ohio	69	46	
41	H	Indiana	78	74	
45	A	Georgia Tech	92	52	
47	H	Iowa	72	70	

Team's RPI: 31					
RPI	S	Opponent	Score		
55	H	Minnesota	84	69	
57	H	Northwestern	80	54	
65	N	Gonzaga	78	66	
99	A	Purdue	72	62	

RPI 51-100					
RPI	S	Opponent	Score		
166	H	Oakland	101	63	
171	H	Western Mich.	66	40	
181	A	Xavier	58	61	
186	A	Illinois	86	70	
190	H	American	82	33	
194	H	Rutgers	63	50	
201	A	Nebraska	84	51	
207	A	Wisconsin	73	56	
207	H	Wisconsin	75	66	
224	H	Niagara	107	35	
254	H	Howard	109	41	
275	A	San Diego St.	92	57	
279	H	Vermont	78	56	
328	N	Winthrop	76	39	

RPI 101+					
RPI	S	Opponent	Score		

LAST 12 Division I GAMES:					
207	H	Wisconsin	75	66	
99	A	Purdue	72	62	
47	H	Iowa	72	70	
186	A	Illinois	86	70	
57	H	Northwestern	80	54	
201	A	Nebraska	84	51	
18	A	Maryland	70	83	
55	H	Minnesota	84	69	
41	H	Indiana	78	74	
25	A	Ohio St.	87	96	
207	A	Wisconsin	73	56	
194	H	Rutgers	63	50	

Non-Div I Games:

Michigan

■ Loss, ■ Non-Conf, S Site, H Home A Away N Neutral

Average RPI Win:	154	WON-LOST	WINNING	LAST 10	STRENGTH OF	OPP. STRENGTH	TEAM	ADJ.	CONF.	ADJ CONF.
Average RPI Loss:	65	RECORD	PCT. RANK	GAMES	SCHEDULE	OF SCHEDULE	RPI	RPI	RPI	RPI
DIV. I ONLY	16- 9	97	5- 5	78	44	52	52	6	6	
DIV. I NON-CONF.	10- 3	54	0- 0	73	59	37	37	6	6	
TOTALS	RPI 1-25	RPI 26-50	W-L RECORDS	RPI 51-100	RPI 101-150	RPI 150+				
16- 9	1- 2	2- 3	OVERALL	2- 3	1- 0	10- 1				
9- 3	1- 2	1- 0	HOME	1- 1	0- 0	6- 0				
6- 6	0- 0	1- 3	AWAY	1- 2	0- 0	4- 1				
1- 0	0- 0	0- 0	NEUTRAL	0- 0	1- 0	0- 0				
10- 3	0- 1	1- 2	NON-CONFERENCE	1- 0	1- 0	7- 0				
5- 1	0- 1	0- 0	HOME	1- 0	0- 0	4- 0				
4- 2	0- 0	1- 2	AWAY	0- 0	0- 0	3- 0				
1- 0	0- 0	0- 0	NEUTRAL	0- 0	1- 0	0- 0				
6- 6	1- 1	1- 1	CONFERENCE	1- 3	0- 0	3- 1				
4- 2	1- 1	1- 0	HOME	0- 1	0- 0	2- 0				
2- 4	0- 0	0- 1	AWAY	1- 2	0- 0	1- 1				
0- 0	0- 0	0- 0	NEUTRAL	0- 0	0- 0	0- 0				

RPI 1-25				RPI 26-50				RPI 51-100				RPI 101+			
RPI	S	Opponent	Score	RPI	S	Opponent	Score	RPI	S	Opponent	Score	RPI	S	Opponent	Score
2	H	Notre Dame	61 79	33	A	Syracuse	64 75	55	A	Minnesota	93 74	118	N	Delaware	81 64
18	H	Maryland	72 89	37	A	Oregon	55 88	57	A	Northwestern	65 76	165	A	CSUN	63 59
25	H	Ohio St.	94 75	41	H	Indiana	69 60	99	A	Purdue	54 66	166	H	Oakland	81 74
				46	A	Quinnipiac	71 54	99	H	Purdue	66 76	171	A	Western Mich.	68 64
				47	A	Iowa	83 87	100	H	Wyoming	63 51	180	H	Northeastern	78 44
												186	H	Illinois	71 47
												194	A	Rutgers	58 62
												201	H	Nebraska	93 73
												207	A	Wisconsin	81 57
												228	H	Southern U.	70 55
												272	H	Davidson	70 34
												307	A	Rhode Island	85 48
LAST 12 Division I GAMES:															
18	H	Maryland	72 89	57	A	Northwestern	65 76								
47	A	Iowa	83 87	194	A	Rutgers	58 62								
41	H	Indiana	69 60	25	H	Ohio St.	94 75								
55	A	Minnesota	93 74	201	H	Nebraska	93 73								
207	A	Wisconsin	81 57	99	A	Purdue	54 66								
99	H	Purdue	66 76	186	H	Illinois	71 47								

Non-Div I Games:

Michigan St.

■ Loss, 
 ■ Non-Conf, 
 ■ S Site, 
 ■ H Home 
 ■ A Away 
 N Neutral



Average RPI Win:	190	WON-LOST	WINNING	LAST 10	STRENGTH OF	OPP. STRENGTH	TEAM	ADJ.	CONF.	ADJ CONF.
Average RPI Loss:	51	RECORD	PCT. RANK	GAMES	SCHEDULE	OF SCHEDULE	RPI	RPI	RPI	RPI
DIV. I ONLY	16- 8	84	8- 2	82	88	63	63	15	15	
DIV. I NON-CONF.	5- 6	186	0- 0	23	5	94	94	16	16	
TOTALS	RPI 1-25	RPI 26-50	W-L RECORDS	RPI 51-100	RPI 101-150	RPI 150+				
16- 8	0- 3	1- 2	OVERALL	1- 2	2- 1	12- 0				
9- 4	0- 2	1- 2	HOME	1- 0	0- 0	7- 0				
7- 4	0- 1	0- 0	AWAY	0- 2	2- 1	5- 0				
0- 0	0- 0	0- 0	NEUTRAL	0- 0	0- 0	0- 0				
5- 6	0- 3	1- 2	NON-CONFERENCE	1- 1	0- 0	3- 0				
3- 4	0- 2	1- 2	HOME	1- 0	0- 0	1- 0				
2- 2	0- 1	0- 0	AWAY	0- 1	0- 0	2- 0				
0- 0	0- 0	0- 0	NEUTRAL	0- 0	0- 0	0- 0				
11- 2	0- 0	0- 0	CONFERENCE	0- 1	2- 1	9- 0				
6- 0	0- 0	0- 0	HOME	0- 0	0- 0	6- 0				
5- 2	0- 0	0- 0	AWAY	0- 1	2- 1	3- 0				
0- 0	0- 0	0- 0	NEUTRAL	0- 0	0- 0	0- 0				

RPI 1-25			RPI 26-50			RPI 51-100			Team's RPI: 63	RPI 101+		
RPI	S	Opponent	Score	RPI	S	Opponent	Score	RPI	S	Opponent	Score	
13	H	Louisville	72 91	40	H	Ohio	52 73	59	H	Central Mich.	79 69	103 A Charlotte 83 81
16	A	Kentucky	48 61	42	H	Tulane	62 59	72	A	Virginia	51 63	120 A Southern Miss. 61 81
23	H	Arizona St.	48 69	45	H	Georgia Tech	60 61	80	A	Western Ky.	51 66	131 A Old Dominion 80 63
												152 A Missouri St. 71 52
												158 A Louisiana Tech 79 65
												161 H UTSA 77 63
												184 A UAB 64 61
												189 H Rice 71 61
												204 H North Texas 60 52
												243 H Austin Peay 82 51
												251 A Marshall 72 63
												257 A Tennessee Tech 73 62
												281 H FIU 95 43
												291 H UTEP 76 53
												331 H Fla. Atlantic 87 69
LAST 12 Division I GAMES:												
103	A	Charlotte	83 81	331	H	Fla. Atlantic	87 69					
131	A	Old Dominion	80 63	281	H	FIU	95 43					
291	H	UTEP	76 53	80	A	Western Ky.	51 66					
161	H	UTSA	77 63	251	A	Marshall	72 63					
158	A	Louisiana Tech	79 65	204	H	North Texas	60 52					
120	A	Southern Miss.	61 81	189	H	Rice	71 61					

Non-Div I Games:

Middle Tenn.

■ Loss, 
 ■ Non-Conf, S Site, 
 ■ Home 
 ■ Away 
 N Neutral

Average RPI Win:	268	WON-LOST	WINNING	LAST 10	STRENGTH OF	OPP. STRENGTH	TEAM	ADJ.	CONF.	ADJ CONF.
Average RPI Loss:	105	RECORD	PCT. RANK	GAMES	SCHEDULE	OF SCHEDULE	RPI	RPI	RPI	RPI
DIV. I ONLY	17- 8	76	4- 2	320	195	172	172	20	20	
DIV. I NON-CONF.	8- 3	67	1- 0	335	148	174	174	21	21	
TOTALS	RPI 1-25	RPI 26-50	W-L RECORDS	RPI 51-100	RPI 101-150	RPI 150+				
17- 8	0- 0	0- 2	OVERALL	1- 2	1- 2	15- 2				
9- 3	0- 0	0- 0	HOME	1- 1	1- 1	7- 1				
7- 5	0- 0	0- 2	AWAY	0- 1	0- 1	7- 1				
1- 0	0- 0	0- 0	NEUTRAL	0- 0	0- 0	1- 0				
8- 3	0- 0	0- 1	NON-CONFERENCE	1- 2	0- 0	7- 0				
4- 1	0- 0	0- 0	HOME	1- 1	0- 0	3- 0				
3- 2	0- 0	0- 1	AWAY	0- 1	0- 0	3- 0				
1- 0	0- 0	0- 0	NEUTRAL	0- 0	0- 0	1- 0				
9- 5	0- 0	0- 1	CONFERENCE	0- 0	1- 2	8- 2				
5- 2	0- 0	0- 0	HOME	0- 0	1- 1	4- 1				
4- 3	0- 0	0- 1	AWAY	0- 0	0- 1	4- 1				
0- 0	0- 0	0- 0	NEUTRAL	0- 0	0- 0	0- 0				

RPI S	Opponent	Score	RPI S	Opponent	Score	RPI S	Opponent	Score	RPI S	Opponent	Score	Team's RPI: 172
34	A Green Bay	47 89	43	A Marquette	74 85	57	H Northwestern	63 65	138	A Detroit	63 77	
						82	A Northern Ill.	104 114	138	H Detroit	81 69	
						94	H Western Ill.	76 68	150	H Wright St.	51 69	
									166	A Oakland	63 77	
									166	H Oakland	73 75	
									185	A Cleveland St.	80 78	
									185	H Cleveland St.	76 72	
									207	H Wisconsin	80 63	
									279	A Vermont	68 44	
									282	H Northern Ky.	72 44	
									298	H North Dakota St.	79 74	
									311	A Valparaiso	85 74	
									313	A Illinois St.	68 60	
									314	A Youngstown St.	78 74	
									314	H Youngstown St.	86 82	
									321	A Loyola Chicago	73 46	
									325	A Ill.-Chicago	88 65	
									325	H Ill.-Chicago	83 55	
									334	H Chicago St.	71 49	
									337	N LIU Brooklyn	88 50	
LAST 12 Division I GAMES:												
279	A Vermont	68 44	185	A Cleveland St.	80 78							
185	H Cleveland St.	76 72	34	A Green Bay	47 89							
314	H Youngstown St.	86 82	325	H Ill.-Chicago	83 55							
166	A Oakland	63 77	138	H Detroit	81 69							
138	A Detroit	63 77	166	H Oakland	73 75							
314	A Youngstown St.	78 74	311	A Valparaiso	85 74							

Non-Div I Games:

Milwaukee

■ Loss, 
 ■ Non-Conf, 
 ■ S Site, 
 ■ Home 
 ■ A Away 
 N Neutral

Average RPI Win:	134	WON-LOST	WINNING	LAST 10	STRENGTH OF	OPP. STRENGTH	TEAM	ADJ.	CONF.	ADJ CONF.
Average RPI Loss:	44	RECORD	PCT. RANK	GAMES	SCHEDULE	OF SCHEDULE	RPI	RPI	RPI	RPI
DIV. I ONLY	14- 12	155	3- 4	16	45	55	55	6	6	
DIV. I NON-CONF.	9- 4	85	0- 0	7	30	18	18	6	6	
TOTALS	RPI 1-25	RPI 26-50	W-L RECORDS	RPI 51-100	RPI 101-150	RPI 150+				
14- 12	0- 5	2- 3	OVERALL	2- 3	4- 1	6- 0				
11- 4	0- 3	2- 0	HOME	2- 1	2- 0	5- 0				
3- 6	0- 2	0- 3	AWAY	0- 1	2- 0	1- 0				
0- 2	0- 0	0- 0	NEUTRAL	0- 1	0- 1	0- 0				
9- 4	0- 2	2- 0	NON-CONFERENCE	1- 1	4- 1	2- 0				
7- 1	0- 1	2- 0	HOME	1- 0	2- 0	2- 0				
2- 1	0- 1	0- 0	AWAY	0- 0	2- 0	0- 0				
0- 2	0- 0	0- 0	NEUTRAL	0- 1	0- 1	0- 0				
5- 8	0- 3	0- 3	CONFERENCE	1- 2	0- 0	4- 0				
4- 3	0- 2	0- 0	HOME	1- 1	0- 0	3- 0				
1- 5	0- 1	0- 3	AWAY	0- 1	0- 0	1- 0				
0- 0	0- 0	0- 0	NEUTRAL	0- 0	0- 0	0- 0				

RPI 1-25				RPI 26-50				RPI 51-100				Team's RPI: 55				RPI 101+			
RPI	S	Opponent	Score	RPI	S	Opponent	Score	RPI	S	Opponent	Score	RPI	S	Opponent	Score	RPI	S	Opponent	Score
3	A	South Carolina	58 98	26	H	Harvard	103 87	52	H	Michigan St.	74 93	105	H	Kent St.	92 62				
6	H	Florida St.	61 75	31	A	Michigan	69 84	57	H	Northwestern	71 61	109	N	North Carolina	77 91				
18	H	Maryland	72 83	41	A	Indiana	62 78	75	H	Belmont	75 74	132	A	VCU	79 69				
25	A	Ohio St.	62 87	47	A	Iowa	65 80	76	A	Penn St.	66 77	138	H	Detroit	111 91				
25	H	Ohio St.	76 88	49	H	Georgetown	68 60	93	N	Georgia	58 70	149	A	New Mexico	69 65				
												156				H	Army West Point	70 52	
																186	H	Illinois	78 50
																194	H	Rutgers	80 46
																197	H	Seton Hall	90 57
																201	A	Nebraska	79 69
																207	H	Wisconsin	88 60

Non-Div I Games:

Minnesota

■ Loss, 
■ Non-Conf, 
■ S Site, 
■ H Home 
■ A Away 
N Neutral

Average RPI Win:	96	WON-LOST	WINNING	LAST 10	STRENGTH OF	OPP. STRENGTH	TEAM	ADJ.	CONF.	ADJ CONF.
Average RPI Loss:	3	RECORD	PCT. RANK	GAMES	SCHEDULE	OF SCHEDULE	RPI	RPI	RPI	RPI
DIV. I ONLY	25- 1	2	9- 1	32	7	4	4	2	2	
DIV. I NON-CONF.	14- 0	1	0- 0	70	12	4	4	2	2	
TOTALS	RPI 1-25	RPI 26-50	W-L RECORDS	RPI 51-100	RPI 101-150	RPI 150+				
25- 1	3- 1	7- 0	OVERALL	5- 0	6- 0	4- 0				
9- 0	2- 0	2- 0	HOME	2- 0	1- 0	2- 0				
11- 1	1- 1	2- 0	AWAY	2- 0	5- 0	1- 0				
5- 0	0- 0	3- 0	NEUTRAL	1- 0	0- 0	1- 0				
14- 0	1- 0	4- 0	NON-CONFERENCE	3- 0	2- 0	4- 0				
3- 0	1- 0	0- 0	HOME	0- 0	0- 0	2- 0				
6- 0	0- 0	1- 0	AWAY	2- 0	2- 0	1- 0				
5- 0	0- 0	3- 0	NEUTRAL	1- 0	0- 0	1- 0				
11- 1	2- 1	3- 0	CONFERENCE	2- 0	4- 0	0- 0				
6- 0	1- 0	2- 0	HOME	2- 0	1- 0	0- 0				
5- 1	1- 1	1- 0	AWAY	0- 0	3- 0	0- 0				
0- 0	0- 0	0- 0	NEUTRAL	0- 0	0- 0	0- 0				

RPI	S	Opponent	Score	RPI	S	Opponent	Score	RPI	S	Opponent	Score	RPI	S	Opponent	Score
3	A	South Carolina	61 64	27	H	Missouri	70 53	56	A	Southern California	76 72	112	A	Ole Miss	66 44
5	H	Texas	79 68	29	H	LSU	74 48	61	H	Florida	82 49	112	H	Ole Miss	73 62
14	A	Tennessee	74 64	35	A	Auburn	77 47	78	A	Iowa St.	85 81	120	A	Southern Miss.	72 50
15	H	Texas A&M	71 61	37	N	Oregon	75 63	86	N	SMU	91 42	129	A	Maine	87 43
				42	N	Tulane	66 49	98	H	Vanderbilt	86 41	136	A	Arkansas	59 51
				44	A	Little Rock	58 44					141	A	Alabama	67 54
				50	N	Villanova	108 62					200	N	San Jose St.	88 51
												219	H	Alabama St.	90 47
												267	A	Hawaii	66 41
												292	H	Northwestern St.	106 30
LAST 12 Division I GAMES:															
112	A	Ole Miss	66 44	141	A	Alabama	67 54								
98	H	Vanderbilt	86 41	112	H	Ole Miss	73 62								
27	H	Missouri	70 53	61	H	Florida	82 49								
35	A	Auburn	77 47	14	A	Tennessee	74 64								
15	H	Texas A&M	71 61	136	A	Arkansas	59 51								
3	A	South Carolina	61 64	29	H	LSU	74 48								

Non-Div I Games:

Mississippi St.

■ Loss, 
 ■ Non-Conf, S Site, 
 ■ Home 
 ■ Away 
 N Neutral

Average RPI Win:	301	WON-LOST	WINNING	LAST 10	STRENGTH OF	OPP. STRENGTH	TEAM	ADJ.	CONF.	ADJ CONF.
Average RPI Loss:	186	RECORD	PCT. RANK	GAMES	SCHEDULE	OF SCHEDULE	RPI	RPI	RPI	RPI
DIV. I ONLY	7- 15	274	4- 6	317	307	306	306	30	30	
DIV. I NON-CONF.	1- 8	314	0- 0	119	112	261	261	30	30	
TOTALS	RPI 1-25	RPI 26-50	W-L RECORDS	RPI 51-100	RPI 101-150	RPI 150+				
7- 15	0- 1	0- 0	OVERALL	0- 1	0- 3	7- 10				
3- 5	0- 0	0- 0	HOME	0- 1	0- 0	3- 4				
4- 10	0- 0	0- 0	AWAY	0- 0	0- 1	4- 1				
0- 0	0- 0	0- 0	NEUTRAL	0- 0	0- 0	0- 0				
1- 8	0- 1	0- 0	NON-CONFERENCE	0- 1	0- 3	1- 3				
0- 2	0- 0	0- 0	HOME	0- 1	0- 0	0- 1				
1- 6	0- 1	0- 0	AWAY	0- 0	0- 3	1- 2				
0- 0	0- 0	0- 0	NEUTRAL	0- 0	0- 0	0- 0				
6- 7	0- 0	0- 0	CONFERENCE	0- 0	0- 0	6- 7				
3- 3	0- 0	0- 0	HOME	0- 0	0- 0	3- 3				
3- 4	0- 0	0- 0	AWAY	0- 0	0- 0	3- 4				
0- 0	0- 0	0- 0	NEUTRAL	0- 0	0- 0	0- 0				

RPI S	Opponent	Score	RPI S	Opponent	Score	RPI S	Opponent	Score	RPI S	Opponent	Score	Team's RPI: 306
8	A Baylor	36 101				81	H Colorado	64 76	112	A Ole Miss	30 67	
									120	A Southern Miss.	55 83	
									141	A Alabama	44 93	
									184	A UAB	46 80	
									199	H Texas Southern	75 74	
									207	A Wisconsin	61 103	
									216	A Grambling	67 88	
									219	A Alabama St.	57 71	
									219	H Alabama St.	73 79	
									228	A Southern U.	44 51	
									228	H Southern U.	51 62	
									238	H Murray St.	62 80	
									274	A Ark.-Pine Bluff	73 63	
									292	A Northwestern St.	68 64	
									294	A Alcorn	49 69	
									294	H Alcorn	60 68	
									299	H Prairie View	64 55	
									347	A Jackson St.	62 57	
									349	A Alabama A&M	58 52	
									349	H Alabama A&M	60 58	
LAST 12 Division I GAMES:												
228	H	Southern U.	51	62	199	H	Texas Southern	75	74			
294	H	Alcorn	60	68	299	H	Prairie View	64	55			
219	A	Alabama St.	57	71	228	A	Southern U.	44	51			
349	A	Alabama A&M	58	52	294	A	Alcorn	49	69			
216	A	Grambling	67	88	219	H	Alabama St.	73	79			
347	A	Jackson St.	62	57	349	H	Alabama A&M	60	58			

Non-Div I Games: Tougaloo 99 55 Blue Mountain 66 40

Mississippi Val.

Loss, Non-Conf, S Site, H Home A Away N Neutral

Average RPI Win:	128	WON-LOST	WINNING	LAST 10	STRENGTH OF	OPP. STRENGTH	TEAM	ADJ.	CONF.	ADJ CONF.
Average RPI Loss:	48	RECORD	PCT. RANK	GAMES	SCHEDULE	OF SCHEDULE	RPI	RPI	RPI	RPI
DIV. I ONLY	17- 9	91	6- 4	20	39	27	27	2	2	
DIV. I NON-CONF.	10- 4	80	0- 0	46	121	40	40	2	2	
TOTALS	RPI 1-25	RPI 26-50	W-L RECORDS	RPI 51-100	RPI 101-150	RPI 150+				
17- 9	3- 4	1- 2	OVERALL	3- 1	3- 2	7- 0				
13- 1	2- 0	1- 0	HOME	2- 0	2- 1	6- 0				
3- 7	0- 1	0- 0	AWAY	1- 0	1- 0	1- 0				
1- 1	1- 0	0- 1	NEUTRAL	0- 0	0- 0	0- 0				
10- 4	1- 1	0- 1	NON-CONFERENCE	1- 1	1- 1	7- 0				
8- 0	0- 0	0- 0	HOME	1- 0	1- 0	6- 0				
1- 3	0- 1	0- 0	AWAY	0- 1	0- 1	1- 0				
1- 1	1- 0	0- 1	NEUTRAL	0- 0	0- 0	0- 0				
7- 5	2- 3	1- 1	CONFERENCE	2- 0	2- 1	0- 0				
5- 1	2- 0	1- 0	HOME	1- 0	1- 1	0- 0				
2- 4	0- 3	0- 1	AWAY	1- 0	1- 0	0- 0				
0- 0	0- 0	0- 0	NEUTRAL	0- 0	0- 0	0- 0				

RPI S	Opponent	Score	RPI S	Opponent	Score	Team's RPI: 27	RPI S	Opponent	Score	RPI S	Opponent	Score
4	A Mississippi St.	53 70	29	A LSU	71 80		62	A IUPUI	45 73	115	A Saint Louis	61 72
7	A Washington	66 79	35	H Auburn	68 53		93	H Georgia	63 45	122	H Abilene Christian	52 46
14	A Tennessee	66 77	45	N Georgia Tech	70 72		94	H Western Ill.	71 68	136	A Arkansas	60 46
15	H Texas A&M	78 76					98	A Vanderbilt	74 68	136	H Arkansas	67 56
16	A Kentucky	62 64								141	H Alabama	58 59
16	H Kentucky	73 67								152	H Missouri St.	73 49
22	N Creighton	72 63								173	H UC Riverside	68 62
										201	A Nebraska	55 35
										202	H Indiana St.	77 48
										205	H Wichita St.	64 57
										222	H SIUE	72 60
										248	H UT Martin	80 69
LAST 12 Division I GAMES:												
136	H Arkansas	67 56	15	H Texas A&M	78 76							
14	A Tennessee	66 77	98	A Vanderbilt	74 68							
4	A Mississippi St.	53 70	29	A LSU	71 80							
16	H Kentucky	73 67	141	H Alabama	58 59							
35	H Auburn	68 53	16	A Kentucky	62 64							
136	A Arkansas	60 46	93	H Georgia	63 45							

Non-Div I Games:

Missouri

Average RPI Win:	219	WON-LOST	WINNING	LAST 10	STRENGTH OF	OPP. STRENGTH	TEAM	ADJ.	CONF.	ADJ CONF.
Average RPI Loss:	86	RECORD	PCT. RANK	GAMES	SCHEDULE	OF SCHEDULE	RPI	RPI	RPI	RPI
DIV. I ONLY	12- 10	147	9- 1	174	97	152	152	16	16	
DIV. I NON-CONF.	3- 7	250	0- 0	113	3	195	195	14	14	
TOTALS	RPI 1-25	RPI 26-50	W-L RECORDS	RPI 51-100	RPI 101-150	RPI 150+				
12- 10	0- 0	0- 3	OVERALL	0- 4	2- 1	10- 2				
6- 5	0- 0	0- 2	HOME	0- 2	1- 0	5- 1				
6- 4	0- 0	0- 1	AWAY	0- 1	1- 1	5- 1				
0- 1	0- 0	0- 0	NEUTRAL	0- 1	0- 0	0- 0				
3- 7	0- 0	0- 2	NON-CONFERENCE	0- 3	2- 1	1- 1				
2- 2	0- 0	0- 1	HOME	0- 1	1- 0	1- 0				
1- 4	0- 0	0- 1	AWAY	0- 1	1- 1	0- 1				
0- 1	0- 0	0- 0	NEUTRAL	0- 1	0- 0	0- 0				
9- 3	0- 0	0- 1	CONFERENCE	0- 1	0- 0	9- 1				
4- 3	0- 0	0- 1	HOME	0- 1	0- 0	4- 1				
5- 0	0- 0	0- 0	AWAY	0- 0	0- 0	5- 0				
0- 0	0- 0	0- 0	NEUTRAL	0- 0	0- 0	0- 0				

RPI S	Opponent	Score	RPI S	Opponent	Score	RPI S	Opponent	Score	RPI S	Opponent	Score	Team's RPI: 152
27	A Missouri	49 73	56	N Southern California	67 89	136	H Arkansas	64 62				
38	H Drake	64 90	57	A Northwestern	52 75	145	A Memphis	60 69				
44	H Little Rock	47 58	63	H Middle Tenn.	52 71	147	A Kansas	87 64				
			64	H UNI	54 61	151	A Oral Roberts	56 78				
						168	A Southern Ill.	78 60				
						168	H Southern Ill.	73 59				
						202	A Indiana St.	49 46				
						204	H North Texas	63 54				
						205	A Wichita St.	65 60				
						205	H Wichita St.	73 62				
						217	H Bradley	73 75				
						280	A Evansville	77 41				
						280	H Evansville	68 43				
						313	H Illinois St.	65 60				
						321	A Loyola Chicago	60 32				
LAST 12 Division I GAMES:												
280	H Evansville	68 43	313	H Illinois St.	65 60							
168	H Southern Ill.	73 59	168	A Southern Ill.	78 60							
205	A Wichita St.	65 60	280	A Evansville	77 41							
202	A Indiana St.	49 46	205	H Wichita St.	73 62							
321	A Loyola Chicago	60 32	38	H Drake	64 90							
217	H Bradley	73 75	64	H UNI	54 61							

Non-Div I Games: Alas. Anchorage 65 58

Missouri St.

Average RPI Win: <b>236</b>	WON-LOST	WINNING	LAST 10	STRENGTH OF	OPP. STRENGTH	TEAM	ADJ.	CONF.	ADJ CONF.
Average RPI Loss: <b>177</b>	RECORD	PCT. RANK	GAMES	SCHEDULE	OF SCHEDULE	RPI	RPI	RPI	RPI
DIV. I ONLY	<b>12- 12</b>	<b>174</b>	<b>5- 5</b>	<b>254</b>	<b>247</b>	<b>209</b>	<b>209</b>	<b>18</b>	<b>18</b>
DIV. I NON-CONF.	<b>5- 4</b>	<b>143</b>	<b>0- 0</b>	<b>303</b>	<b>335</b>	<b>208</b>	<b>208</b>	<b>17</b>	<b>17</b>
TOTALS	RPI 1-25	RPI 26-50	W-L RECORDS	RPI 51-100	RPI 101-150	RPI 150+			
12- 12	0- 0	1- 1	OVERALL	0- 0	0- 2	11- 9			
6- 5	0- 0	1- 0	HOME	0- 0	0- 2	5- 3			
6- 6	0- 0	0- 1	AWAY	0- 0	0- 0	6- 1			
0- 1	0- 0	0- 0	NEUTRAL	0- 0	0- 0	0- 1			
5- 4	0- 0	0- 0	NON-CONFERENCE	0- 0	0- 1	5- 3			
1- 2	0- 0	0- 0	HOME	0- 0	0- 1	1- 1			
4- 1	0- 0	0- 0	AWAY	0- 0	0- 0	4- 1			
0- 1	0- 0	0- 0	NEUTRAL	0- 0	0- 0	0- 1			
7- 8	0- 0	1- 1	CONFERENCE	0- 0	0- 1	6- 6			
5- 3	0- 0	1- 0	HOME	0- 0	0- 1	4- 2			
2- 5	0- 0	0- 1	AWAY	0- 0	0- 0	2- 4			
0- 0	0- 0	0- 0	NEUTRAL	0- 0	0- 0	0- 0			

RPI 1-25			RPI 26-50			RPI 51-100			RPI 101+			Team's RPI: 209	
RPI	S	Opponent	Score	RPI	S	Opponent	Score	RPI	S	Opponent	Score		
				46	A	Quinnipiac	54 74			106	H	Clemson	47 60
				46	H	Quinnipiac	61 58			116	H	Rider	69 71
										160	A	Iona	54 60
										160	H	Iona	75 65
										167	H	Providence	58 62
										169	A	Fairfield	60 53
										169	H	Fairfield	68 71
										183	N	Hartford	72 75
										193	A	Siena	76 85
										193	H	Siena	86 91
										195	A	Sacred Heart	65 54
										212	A	Robert Morris	69 56
										224	A	Niagara	45 66
										242	H	Marist	79 69
										246	A	Canisius	54 74
										246	H	Canisius	55 53
										289	A	Eastern Mich.	75 68
										303	A	Lehigh	73 62
										316	A	Saint Peter's	58 42
										316	H	Saint Peter's	76 59
										322	A	St. Francis Brooklyn	78 87
										338	H	Fairleigh Dickinson	72 63
LAST 12 Division I GAMES:													
				160	H	Iona	75 65			160	A	Iona	54 60
				316	A	Saint Peter's	58 42			46	H	Quinnipiac	61 58
				46	A	Quinnipiac	54 74			246	H	Canisius	55 53
				116	H	Rider	69 71			193	A	Siena	76 85
				193	H	Siena	86 91			316	H	Saint Peter's	76 59
				169	A	Fairfield	60 53			169	H	Fairfield	68 71

Non-Div I Games:

Monmouth

Loss, Non-Conf, S Site, H Home A Away N Neutral



Average RPI Win:	309	WON-LOST	WINNING	LAST 10	STRENGTH OF	OPP. STRENGTH	TEAM	ADJ.	CONF.	ADJ CONF.
Average RPI Loss:	162	RECORD	PCT. RANK	GAMES	SCHEDULE	OF SCHEDULE	RPI	RPI	RPI	RPI
DIV. I ONLY	3- 19	331	2- 8	195	263	326	326	19	19	
DIV. I NON-CONF.	1- 8	314	0- 0	188	315	330	330	18	18	
TOTALS	RPI 1-25	RPI 26-50	W-L RECORDS	RPI 51-100	RPI 101-150	RPI 150+				
3- 19	0- 0	0- 1	OVERALL	0- 4	0- 6	3- 8				
3- 8	0- 0	0- 0	HOME	0- 3	0- 2	3- 3				
0- 9	0- 0	0- 0	AWAY	0- 1	0- 4	0- 4				
0- 2	0- 0	0- 1	NEUTRAL	0- 0	0- 0	0- 1				
1- 8	0- 0	0- 1	NON-CONFERENCE	0- 3	0- 0	1- 4				
1- 3	0- 0	0- 0	HOME	0- 2	0- 0	1- 1				
0- 3	0- 0	0- 0	AWAY	0- 1	0- 0	0- 2				
0- 2	0- 0	0- 1	NEUTRAL	0- 0	0- 0	0- 1				
2- 11	0- 0	0- 0	CONFERENCE	0- 1	0- 6	2- 4				
2- 5	0- 0	0- 0	HOME	0- 1	0- 2	2- 2				
0- 6	0- 0	0- 0	AWAY	0- 0	0- 4	0- 2				
0- 0	0- 0	0- 0	NEUTRAL	0- 0	0- 0	0- 0				

RPI S	Opponent	Score	RPI S	Opponent	Score	RPI S	Opponent	Score	RPI S	Opponent	Score
36 N	South Dakota St.	43 84	58 H	Colorado St.	49 63	114 A	Northern Colo.	46 65			
			70 H	Montana St.	69 75	124 A	Idaho	50 75			
			95 A	SFA	46 54	124 H	Idaho	59 86			
			100 H	Wyoming	42 67	125 A	Eastern Wash.	57 64			
						125 H	Eastern Wash.	46 60			
						135 A	North Dakota	63 73			
						174 A	Idaho St.	43 61			
						178 H	Utah St.	47 65			
						215 A	Weber St.	58 74			
						227 A	Seattle U	44 60			
						256 H	Portland St.	44 64			
						286 H	Sacramento St.	60 73			
						287 H	Southern Utah	64 55			
						290 N	Massachusetts	58 59			
						305 H	Northern Ariz.	60 59			
						335 H	Incarnate Word	61 56			
						341 A	Cal St. Fullerton	56 72			
LAST 12 Division I GAMES:											
305 H	Northern Ariz.	60 59	256 H	Portland St.	44 64						
287 H	Southern Utah	64 55	135 A	North Dakota	63 73						
70 H	Montana St.	69 75	114 A	Northern Colo.	46 65						
124 A	Idaho	50 75	125 H	Eastern Wash.	46 60						
125 A	Eastern Wash.	57 64	124 H	Idaho	59 86						
286 H	Sacramento St.	60 73	215 A	Weber St.	58 74						

Non-Div I Games: Rocky Mountain 64 56 Great Falls 66 55

Montana

Loss, Non-Conf, S Site, H Home A Away N Neutral

Average RPI Win:	215	WON-LOST	WINNING	LAST 10	STRENGTH OF	OPP. STRENGTH	TEAM	ADJ.	CONF.	ADJ CONF.
Average RPI Loss:	124	RECORD	PCT. RANK	GAMES	SCHEDULE	OF SCHEDULE	RPI	RPI	RPI	RPI
DIV. I ONLY	16- 5	38	9- 1	221	187	70	70	19	19	
DIV. I NON-CONF.	5- 3	122	0- 0	243	131	103	103	18	18	
TOTALS	RPI 1-25	RPI 26-50	W-L RECORDS	RPI 51-100	RPI 101-150	RPI 150+				
16- 5	0- 0	0- 0	OVERALL	0- 1	5- 2	11- 2				
8- 0	0- 0	0- 0	HOME	0- 0	2- 0	6- 0				
7- 5	0- 0	0- 0	AWAY	0- 1	3- 2	4- 2				
1- 0	0- 0	0- 0	NEUTRAL	0- 0	0- 0	1- 0				
5- 3	0- 0	0- 0	NON-CONFERENCE	0- 1	0- 1	5- 1				
2- 0	0- 0	0- 0	HOME	0- 0	0- 0	2- 0				
2- 3	0- 0	0- 0	AWAY	0- 1	0- 1	2- 1				
1- 0	0- 0	0- 0	NEUTRAL	0- 0	0- 0	1- 0				
11- 2	0- 0	0- 0	CONFERENCE	0- 0	5- 1	6- 1				
6- 0	0- 0	0- 0	HOME	0- 0	2- 0	4- 0				
5- 2	0- 0	0- 0	AWAY	0- 0	3- 1	2- 1				
0- 0	0- 0	0- 0	NEUTRAL	0- 0	0- 0	0- 0				

RPI 1-25			RPI 26-50			RPI 51-100			Team's RPI: 70	RPI 101+		
RPI	S	Opponent	Score	RPI	S	Opponent	Score	RPI	S	Opponent	Score	
						51	A Utah	64	74	104	A UC Davis	62 70
										114	A Northern Colo.	58 66
										124	A Idaho	66 61
										124	H Idaho	80 64
										125	A Eastern Wash.	72 61
										125	H Eastern Wash.	88 83
										135	A North Dakota	74 71
										155	N Santa Clara	77 50
										174	A Idaho St.	59 67
										178	A Utah St.	56 64
										215	A Weber St.	83 68
										218	A Pacific	72 66
										227	H Seattle U	75 56
										256	H Portland St.	83 76
										259	H Cal Poly	71 52
										269	A Portland	70 66
										286	H Sacramento St.	84 80
										287	H Southern Utah	71 68
										305	H Northern Ariz.	86 69
										326	A Montana	75 69
LAST 12 Division I GAMES:												
287	H	Southern Utah	71 68	286	H	Sacramento St.	84 80					
305	H	Northern Ariz.	86 69	114	A	Northern Colo.	58 66					
326	A	Montana	75 69	135	A	North Dakota	74 71					
125	A	Eastern Wash.	72 61	124	H	Idaho	80 64					
124	A	Idaho	66 61	125	H	Eastern Wash.	88 83					
256	H	Portland St.	83 76	174	A	Idaho St.	59 67					

Non-Div I Games: Carroll (MT) 75 44 Great Falls 75 42

Montana St.

Loss, Non-Conf, S Site, H Home A Away N Neutral

Average RPI Win: <b>273</b>	WON-LOST	WINNING	LAST 10	STRENGTH OF	OPP. STRENGTH	TEAM	ADJ.	CONF.	ADJ CONF.
Average RPI Loss: <b>175</b>	RECORD	PCT. RANK	GAMES	SCHEDULE	OF SCHEDULE	RPI	RPI	RPI	RPI
DIV. I ONLY	16- 7	68	6- 4	341	242	192	192	26	26
DIV. I NON-CONF.	8- 3	67	0- 0	347	166	206	206	26	26
TOTALS	RPI 1-25	RPI 26-50	W-L RECORDS	RPI 51-100	RPI 101-150	RPI 150+			
16- 7	0- 1	0- 0	OVERALL	0- 2	0- 0	16- 4			
10- 2	0- 0	0- 0	HOME	0- 1	0- 0	10- 1			
6- 5	0- 1	0- 0	AWAY	0- 1	0- 0	6- 3			
0- 0	0- 0	0- 0	NEUTRAL	0- 0	0- 0	0- 0			
8- 3	0- 1	0- 0	NON-CONFERENCE	0- 1	0- 0	8- 1			
5- 1	0- 0	0- 0	HOME	0- 0	0- 0	5- 1			
3- 2	0- 1	0- 0	AWAY	0- 1	0- 0	3- 0			
0- 0	0- 0	0- 0	NEUTRAL	0- 0	0- 0	0- 0			
8- 4	0- 0	0- 0	CONFERENCE	0- 1	0- 0	8- 3			
5- 1	0- 0	0- 0	HOME	0- 1	0- 0	5- 0			
3- 3	0- 0	0- 0	AWAY	0- 0	0- 0	3- 3			
0- 0	0- 0	0- 0	NEUTRAL	0- 0	0- 0	0- 0			

RPI 1-25				RPI 26-50				RPI 51-100				RPI 101+ Team's RPI: 192			
RPI	S	Opponent	Score	RPI	S	Opponent	Score	RPI	S	Opponent	Score	RPI	S	Opponent	Score
16	A	Kentucky	47 <b>74</b>					53	A	West Virginia	53 <b>94</b>	213	H	Miami (OH)	77 43
								75	H	Belmont	59 <b>91</b>	222	H	SIUE	69 66
												238	H	Murray St.	73 59
												243	A	Austin Peay	81 71
												246	H	Canisius	77 68
												248	A	UT Martin	89 68
												252	A	Jacksonville St.	68 <b>69</b>
												257	H	Tennessee Tech	79 65
												258	H	Georgia St.	50 <b>68</b>
												270	A	Tennessee St.	66 <b>69</b>
												271	A	Southeast Mo. St.	82 72
												273	A	Kennesaw St.	71 50
												276	A	North Florida	84 65
												289	H	Eastern Mich.	78 73
												300	H	Lipscomb	73 53
												302	A	Eastern Ky.	58 <b>65</b>
												302	H	Eastern Ky.	80 54
												310	H	Eastern Ill.	66 62
												334	H	Chicago St.	63 55
												344	A	Florida A&M	53 48
LAST 12 Division I GAMES:															
302	A	Eastern Ky.	58 <b>65</b>	75	H	Belmont	59 <b>91</b>								
271	A	Southeast Mo. St.	82 72	270	A	Tennessee St.	66 <b>69</b>								
238	H	Murray St.	73 59	222	H	SIUE	69 66								
252	A	Jacksonville St.	68 <b>69</b>	310	H	Eastern Ill.	66 62								
257	H	Tennessee Tech	79 65	248	A	UT Martin	89 68								
302	H	Eastern Ky.	80 54	243	A	Austin Peay	81 71								

Non-Div I Games: Ky. Christian 100 52 Alice Lloyd 92 42

Morehead St.

Average RPI Win:	289	WON-LOST	WINNING	LAST 10	STRENGTH OF	OPP. STRENGTH	TEAM	ADJ.	CONF.	ADJ CONF.
Average RPI Loss:	250	RECORD	PCT. RANK	GAMES	SCHEDULE	OF SCHEDULE	RPI	RPI	RPI	RPI
DIV. I ONLY	4- 19	321	3- 7	322	349	339	339	32	32	
DIV. I NON-CONF.	1- 11	330	0- 1	184	346	321	321	31	31	
TOTALS	RPI 1-25	RPI 26-50	W-L RECORDS	RPI 51-100	RPI 101-150	RPI 150+				
4- 19	0- 0	0- 0	OVERALL	0- 1	0- 2	4- 16				
2- 5	0- 0	0- 0	HOME	0- 0	0- 1	2- 4				
2- 11	0- 0	0- 0	AWAY	0- 1	0- 1	2- 9				
0- 3	0- 0	0- 0	NEUTRAL	0- 0	0- 0	0- 3				
1- 11	0- 0	0- 0	NON-CONFERENCE	0- 1	0- 2	1- 8				
0- 2	0- 0	0- 0	HOME	0- 0	0- 1	0- 1				
1- 6	0- 0	0- 0	AWAY	0- 1	0- 1	1- 4				
0- 3	0- 0	0- 0	NEUTRAL	0- 0	0- 0	0- 3				
3- 8	0- 0	0- 0	CONFERENCE	0- 0	0- 0	3- 8				
2- 3	0- 0	0- 0	HOME	0- 0	0- 0	2- 3				
1- 5	0- 0	0- 0	AWAY	0- 0	0- 0	1- 5				
0- 0	0- 0	0- 0	NEUTRAL	0- 0	0- 0	0- 0				

RPI 1-25			RPI 26-50			RPI 51-100			RPI 101+ Team's RPI: 339		
RPI	S	Opponent	Score	RPI	S	Opponent	Score	RPI	S	Opponent	Score
						54 A Dayton	42 61	115 A Saint Louis		43 71	
								148 H Brown		51 68	
								208 N Campbell		51 62	
								210 A UMBC		69 61	
								212 H Robert Morris		44 58	
								221 A Bethune-Cookman		48 50	
								230 A Richmond		37 54	
								249 H Norfolk St.		47 56	
								251 A Marshall		43 62	
								254 A Howard		73 72	
								262 A Savannah St.		62 66	
								274 N Ark.-Pine Bluff		44 53	
								277 H N.C. A&T		62 67	
								301 A Coppin St.		45 61	
								302 N Eastern Ky.		58 66	
								304 A Mt. St. Mary's		50 65	
								318 A UMKC		56 64	
								343 H N.C. Central		44 42	
								344 A Florida A&M		48 51	
								344 H Florida A&M		26 61	
								345 A South Carolina St.		46 50	
								348 H Delaware St.		74 47	
LAST 12 Division I GAMES:											
254 A Howard			73 72	262 A Savannah St.			62 66				
348 H Delaware St.			74 47	277 H N.C. A&T			62 67				
343 H N.C. Central			44 42	344 A Florida A&M			48 51				
344 H Florida A&M			26 61	221 A Bethune-Cookman			48 50				
301 A Coppin St.			45 61	249 H Norfolk St.			47 56				
345 A South Carolina St.			46 50	148 H Brown			51 68				

Non-Div I Games: Washington Adventis79 28

Morgan St.

■ Loss, 
 ■ Non-Conf, 
 ■ S Site, 
 ■ Home 
 ■ A Away 
 N Neutral

## Mt. St. Mary's

Through Games Of Feb. 14, 2017

Average RPI Win:	<b>299</b>	WON-LOST	WINNING	LAST 10	STRENGTH OF	OPP. STRENGTH	TEAM	ADJ.	CONF.	ADJ CONF.
Average RPI Loss:	<b>213</b>	RECORD	PCT. RANK	GAMES	SCHEDULE	OF SCHEDULE	RPI	RPI	RPI	RPI
DIV. I ONLY	<b>9- 16</b>	<b>247</b>	<b>6- 4</b>	<b>281</b>	<b>345</b>	<b>304</b>	<b>304</b>	<b>31</b>	<b>31</b>	
DIV. I NON-CONF.	<b>2- 9</b>	<b>293</b>	<b>0- 0</b>	<b>234</b>	<b>293</b>	<b>325</b>	<b>325</b>	<b>32</b>	<b>32</b>	
TOTALS	RPI 1-25	RPI 26-50	W-L RECORDS	RPI 51-100	RPI 101-150	RPI 150+				
9- 16	0- 1	0- 0	OVERALL	0- 1	0- 1	9- 13				
7- 5	0- 0	0- 0	HOME	0- 0	0- 0	7- 5				
2- 11	0- 1	0- 0	AWAY	0- 1	0- 1	2- 8				
0- 0	0- 0	0- 0	NEUTRAL	0- 0	0- 0	0- 0				
2- 9	0- 1	0- 0	NON-CONFERENCE	0- 1	0- 1	2- 6				
2- 3	0- 0	0- 0	HOME	0- 0	0- 0	2- 3				
0- 6	0- 1	0- 0	AWAY	0- 1	0- 1	0- 3				
0- 0	0- 0	0- 0	NEUTRAL	0- 0	0- 0	0- 0				
7- 7	0- 0	0- 0	CONFERENCE	0- 0	0- 0	7- 7				
5- 2	0- 0	0- 0	HOME	0- 0	0- 0	5- 2				
2- 5	0- 0	0- 0	AWAY	0- 0	0- 0	2- 5				
0- 0	0- 0	0- 0	NEUTRAL	0- 0	0- 0	0- 0				

RPI 1-25				RPI 26-50				RPI 51-100				RPI 101+ Team's RPI: 304			
RPI	S	Opponent	Score	RPI	S	Opponent	Score	RPI	S	Opponent	Score	RPI	S	Opponent	Score
18	A	Maryland	42 <b>106</b>					53	A	West Virginia	45 <b>77</b>	130	A	William & Mary	46 <b>68</b>
												154	A	Pittsburgh	54 <b>89</b>
												169	H	Fairfield	57 <b>70</b>
												195	A	Sacred Heart	45 <b>49</b>
												195	H	Sacred Heart	61 59
												212	A	Robert Morris	58 <b>70</b>
												212	H	Robert Morris	44 <b>50</b>
												250	H	UMES	52 <b>63</b>
												254	A	Howard	62 <b>95</b>
												255	A	Saint Francis (PA)	66 58
												255	H	Saint Francis (PA)	88 <b>97</b>
												261	A	Loyola Maryland	53 <b>58</b>
												297	A	Bryant	62 <b>78</b>
												297	H	Bryant	61 53
												301	H	Coppin St.	54 48
												303	H	Lehigh	57 <b>74</b>
												312	A	Central Conn. St.	58 <b>68</b>
												312	H	Central Conn. St.	81 66
												322	A	St. Francis Brooklyn	62 44
												333	H	Wagner	66 47
												337	A	LIU Brooklyn	60 <b>63</b>
												338	H	Fairleigh Dickinson	61 50
												339	H	Morgan St.	65 50
LAST 12 Division I GAMES:															
212	A	Robert Morris	58 <b>70</b>	195	A	Sacred Heart	45 <b>49</b>								
255	A	Saint Francis (PA)	66 58	322	A	St. Francis Brooklyn	62 44								
297	H	Bryant	61 53	338	H	Fairleigh Dickinson	61 50								
312	H	Central Conn. St.	81 66	255	H	Saint Francis (PA)	88 <b>97</b>								
195	H	Sacred Heart	61 59	312	A	Central Conn. St.	58 <b>68</b>								
212	H	Robert Morris	44 <b>50</b>	297	A	Bryant	62 <b>78</b>								

Non-Div I Games:

Mt. St. Mary's

■ Loss, 
 ■ Non-Conf, 
 ■ S Site, 
 ■ H Home 
 ■ A Away 
 N Neutral

Average RPI Win:	283	WON-LOST	WINNING	LAST 10	STRENGTH OF	OPP. STRENGTH	TEAM	ADJ.	CONF.	ADJ CONF.
Average RPI Loss:	189	RECORD	PCT. RANK	GAMES	SCHEDULE	OF SCHEDULE	RPI	RPI	RPI	RPI
DIV. I ONLY	12- 11	163	4- 6	321	303	238	238	26	26	
DIV. I NON-CONF.	6- 5	148	0- 0	334	306	248	248	26	26	
TOTALS	RPI 1-25	RPI 26-50	W-L RECORDS	RPI 51-100	RPI 101-150	RPI 150+				
12- 11	0- 0	0- 1	OVERALL	0- 1	0- 1	12- 8				
7- 3	0- 0	0- 0	HOME	0- 1	0- 0	7- 2				
4- 7	0- 0	0- 1	AWAY	0- 0	0- 0	4- 6				
1- 1	0- 0	0- 0	NEUTRAL	0- 0	0- 1	1- 0				
6- 5	0- 0	0- 1	NON-CONFERENCE	0- 0	0- 1	6- 3				
3- 1	0- 0	0- 0	HOME	0- 0	0- 0	3- 1				
2- 3	0- 0	0- 1	AWAY	0- 0	0- 0	2- 2				
1- 1	0- 0	0- 0	NEUTRAL	0- 0	0- 1	1- 0				
6- 6	0- 0	0- 0	CONFERENCE	0- 1	0- 0	6- 5				
4- 2	0- 0	0- 0	HOME	0- 1	0- 0	4- 1				
2- 4	0- 0	0- 0	AWAY	0- 0	0- 0	2- 4				
0- 0	0- 0	0- 0	NEUTRAL	0- 0	0- 0	0- 0				

RPI 1-25			RPI 26-50			RPI 51-100			RPI 101+			Team's RPI: 238
RPI	S	Opponent	Score	RPI	S	Opponent	Score	RPI	S	Opponent	Score	
				40	A	Ohio	70 79	75	H	Belmont	69 87	
								122	N	Abilene Christian	57 81	
								168	A	Southern Ill.	63 70	
								187	A	ETSU	60 79	
								192	A	Morehead St.	59 73	
								222	A	SIUE	84 77	
								223	H	UNCG	81 70	
								243	A	Austin Peay	63 75	
								243	H	Austin Peay	67 62	
								248	H	UT Martin	70 90	
								252	A	Jacksonville St.	71 64	
								257	A	Tennessee Tech	54 72	
								270	H	Tennessee St.	80 72	
								271	A	Southeast Mo. St.	70 79	
								280	H	Evansville	77 82	
								282	A	Northern Ky.	72 69	
								300	H	Lipscomb	79 59	
								302	H	Eastern Ky.	70 64	
								306	A	Mississippi Val.	80 62	
								310	H	Eastern Ill.	92 74	
								335	N	Incarinate Word	72 68	
								349	H	Alabama A&M	81 49	
LAST 12 Division I GAMES:												
				243	H	Austin Peay	67 62	243	A	Austin Peay	63 75	
				302	H	Eastern Ky.	70 64	222	A	SIUE	84 77	
				75	H	Belmont	69 87	310	H	Eastern Ill.	92 74	
				192	A	Morehead St.	59 73	257	A	Tennessee Tech	54 72	
				248	H	UT Martin	70 90	252	A	Jacksonville St.	71 64	
				271	A	Southeast Mo. St.	70 79	270	H	Tennessee St.	80 72	

Non-Div I Games: Eureka 101 59 MacMurray 93 37

Murray St.

■ Loss, 
 ■ Non-Conf, 
 ■ S Site, 
 ■ H Home 
 ■ A Away 
 N Neutral

Average RPI Win:	290	WON-LOST	WINNING	LAST 10	STRENGTH OF	OPP. STRENGTH	TEAM	ADJ.	CONF.	ADJ CONF.
Average RPI Loss:	157	RECORD	PCT. RANK	GAMES	SCHEDULE	OF SCHEDULE	RPI	RPI	RPI	RPI
DIV. I ONLY	9- 13	227	7- 3	302	301	277	277	32	32	
DIV. I NON-CONF.	2- 9	293	0- 0	72	79	257	257	31	31	
TOTALS	RPI 1-25	RPI 26-50	W-L RECORDS	RPI 51-100	RPI 101-150	RPI 150+				
9- 13	0- 1	1- 1	OVERALL	0- 3	0- 1	8- 7				
6- 3	0- 1	1- 1	HOME	0- 0	0- 0	5- 1				
3- 6	0- 0	0- 0	AWAY	0- 1	0- 0	3- 5				
0- 4	0- 0	0- 0	NEUTRAL	0- 2	0- 1	0- 1				
2- 9	0- 1	1- 1	NON-CONFERENCE	0- 3	0- 1	1- 3				
2- 2	0- 1	1- 1	HOME	0- 0	0- 0	1- 0				
0- 3	0- 0	0- 0	AWAY	0- 1	0- 0	0- 2				
0- 4	0- 0	0- 0	NEUTRAL	0- 2	0- 1	0- 1				
7- 4	0- 0	0- 0	CONFERENCE	0- 0	0- 0	7- 4				
4- 1	0- 0	0- 0	HOME	0- 0	0- 0	4- 1				
3- 3	0- 0	0- 0	AWAY	0- 0	0- 0	3- 3				
0- 0	0- 0	0- 0	NEUTRAL	0- 0	0- 0	0- 0				

RPI 1-25				RPI 26-50				RPI 51-100				RPI 101+ Team's RPI: 277			
RPI	S	Opponent	Score	RPI	S	Opponent	Score	RPI	S	Opponent	Score	RPI	S	Opponent	Score
12	H	UCLA	42 83	35	H	Auburn	36 68	53	N	West Virginia	64 80	146	N	Ball St.	57 76
				40	H	Ohio	63 57	61	N	Florida	38 67	170	A	Hampton	57 64
								96	A	FGCU	41 67	196	A	Appalachian St.	58 71
												236	A	Ga. Southern	50 65
												242	N	Marist	64 69
												248	H	UT Martin	74 59
												249	A	Norfolk St.	53 69
												250	H	UMES	57 60
												254	H	Howard	63 55
												301	A	Coppin St.	57 65
												339	A	Morgan St.	67 62
												343	A	N.C. Central	62 38
												344	H	Florida A&M	65 57
												345	H	South Carolina St.	66 54
												348	A	Delaware St.	68 60
												348	H	Delaware St.	83 44
LAST 12 Division I GAMES:															
345	H	South Carolina St.	66 54	339	A	Morgan St.	67 62								
344	H	Florida A&M	65 57	301	A	Coppin St.	57 65								
348	A	Delaware St.	68 60	250	H	UMES	57 60								
249	A	Norfolk St.	53 69	348	H	Delaware St.	83 44								
343	A	N.C. Central	62 38	170	A	Hampton	57 64								
254	H	Howard	63 55	40	H	Ohio	63 57								

Non-Div I Games: Francis Marion 72 65 Slippery Rock 70 59

N.C. A&amp;T

■ Loss, 
 ■ Non-Conf, S Site, 
 ■ Home 
 ■ Away 
 N Neutral

# N.C. Central

Through Games Of Feb. 14, 2017

Average RPI Win:	318	WON-LOST	WINNING	LAST 10	STRENGTH OF	OPP. STRENGTH	TEAM	ADJ.	CONF.	ADJ CONF.
Average RPI Loss:	227	RECORD	PCT. RANK	GAMES	SCHEDULE	OF SCHEDULE	RPI	RPI	RPI	RPI
DIV. I ONLY	5- 16	307	4- 6	335	341	343	343	32	32	
DIV. I NON-CONF.	0- 10	335	0- 1	215	298	345	345	31	31	
TOTALS	RPI 1-25	RPI 26-50	W-L RECORDS	RPI 51-100	RPI 101-150	RPI 150+				
5- 16	0- 0	0- 1	OVERALL	0- 1	0- 1	5- 13				
4- 6	0- 0	0- 0	HOME	0- 0	0- 0	4- 6				
1- 10	0- 0	0- 1	AWAY	0- 1	0- 1	1- 7				
0- 0	0- 0	0- 0	NEUTRAL	0- 0	0- 0	0- 0				
0- 10	0- 0	0- 1	NON-CONFERENCE	0- 1	0- 1	0- 7				
0- 4	0- 0	0- 0	HOME	0- 0	0- 0	0- 4				
0- 6	0- 0	0- 1	AWAY	0- 1	0- 1	0- 3				
0- 0	0- 0	0- 0	NEUTRAL	0- 0	0- 0	0- 0				
5- 6	0- 0	0- 0	CONFERENCE	0- 0	0- 0	5- 6				
4- 2	0- 0	0- 0	HOME	0- 0	0- 0	4- 2				
1- 4	0- 0	0- 0	AWAY	0- 0	0- 0	1- 4				
0- 0	0- 0	0- 0	NEUTRAL	0- 0	0- 0	0- 0				

RPI 1-25	RPI 26-50	RPI 51-100	RPI 101+ Team's RPI: 343
RPI S Opponent Score	RPI S Opponent Score	RPI S Opponent Score	RPI S Opponent Score
	28 A North Carolina St. 33 83	99 A Purdue 27 61	131 A Old Dominion 52 83
			170 A Hampton 36 60
			208 A Campbell 30 61
			220 H Presbyterian 63 72
			223 H UNCG 51 64
			239 H Wofford 54 64
			241 A Furman 40 60
			249 A Norfolk St. 40 71
			250 H UMES 68 59
			254 H Howard 50 73
			277 H N.C. A&T 38 62
			278 A Coastal Caro. 50 66
			301 A Coppin St. 58 46
			320 H USC Upstate 58 68
			339 A Morgan St. 42 44
			344 H Florida A&M 52 49
			345 H South Carolina St. 52 41
			348 A Delaware St. 51 55
			348 H Delaware St. 68 63
LAST 12 Division I GAMES:			
	344 H Florida A&M 52 49	254 H Howard 50 73	
	345 H South Carolina St. 52 41	170 A Hampton 36 60	
	301 A Coppin St. 58 46	249 A Norfolk St. 40 71	
	339 A Morgan St. 42 44	348 H Delaware St. 68 63	
	348 A Delaware St. 51 55	250 H UMES 68 59	
	277 H N.C. A&T 38 62	320 H USC Upstate 58 68	

Non-Div I Games: Johnson & Wales (NC75 38 Pfeiffer 47 50

N.C. Central

Loss, Non-Conf, S Site, H Home A Away N Neutral



J

NJIT

Page 185

Average RPI Win:	257	WON-LOST	WINNING	LAST 10	STRENGTH OF	OPP. STRENGTH	TEAM	ADJ.	CONF.	ADJ CONF.
Average RPI Loss:	119	RECORD	PCT. RANK	GAMES	SCHEDULE	OF SCHEDULE	RPI	RPI	RPI	RPI
DIV. I ONLY	17- 6	50	9- 1	316	195	126	126	24	24	
DIV. I NON-CONF.	6- 4	127	0- 0	250	82	138	138	25	25	
TOTALS	RPI 1-25	RPI 26-50	W-L RECORDS	RPI 51-100	RPI 101-150	RPI 150+				
17- 6	0- 1	0- 0	OVERALL	0- 2	0- 1	17- 2				
8- 1	0- 0	0- 0	HOME	0- 0	0- 0	8- 1				
9- 4	0- 1	0- 0	AWAY	0- 2	0- 0	9- 1				
0- 1	0- 0	0- 0	NEUTRAL	0- 0	0- 1	0- 0				
6- 4	0- 1	0- 0	NON-CONFERENCE	0- 1	0- 1	6- 1				
4- 0	0- 0	0- 0	HOME	0- 0	0- 0	4- 0				
2- 3	0- 1	0- 0	AWAY	0- 1	0- 0	2- 1				
0- 1	0- 0	0- 0	NEUTRAL	0- 0	0- 1	0- 0				
11- 2	0- 0	0- 0	CONFERENCE	0- 1	0- 0	11- 1				
4- 1	0- 0	0- 0	HOME	0- 0	0- 0	4- 1				
7- 1	0- 0	0- 0	AWAY	0- 1	0- 0	7- 0				
0- 0	0- 0	0- 0	NEUTRAL	0- 0	0- 0	0- 0				

RPI 1-25				RPI 26-50				RPI 51-100				RPI 101+ Team's RPI: 126			
RPI	S	Opponent	Score	RPI	S	Opponent	Score	RPI	S	Opponent	Score	RPI	S	Opponent	Score
14	A	Tennessee	55 85					69	A	Wake Forest	65 75	136	N	Arkansas	67 70
								74	A	Bucknell	64 67	156	A	Army West Point	63 58
												160	H	Iona	73 68
												176	A	George Mason	64 68
												185	H	Cleveland St.	88 63
												191	H	Hofstra	78 69
												245	A	Colgate	80 67
												245	H	Colgate	61 69
												247	A	Boston U.	62 59
												247	H	Boston U.	55 41
												253	H	Liberty	67 66
												261	A	Loyola Maryland	55 43
												261	H	Loyola Maryland	77 51
												284	A	Nevada	79 62
												303	A	Lehigh	66 64
												309	A	Air Force	64 46
												315	A	Lafayette	68 65
												315	H	Lafayette	76 41
												319	A	Holy Cross	73 71
												319	H	Holy Cross	57 56
LAST 12 Division I GAMES:															
315	A	Lafayette	68 65	303	A	Lehigh	66 64								
261	A	Loyola Maryland	55 43	315	H	Lafayette	76 41								
245	H	Colgate	61 69	261	H	Loyola Maryland	77 51								
247	H	Boston U.	55 41	245	A	Colgate	80 67								
319	A	Holy Cross	73 71	247	A	Boston U.	62 59								
156	A	Army West Point	63 58	319	H	Holy Cross	57 56								

Non-Div I Games: Goucher 93 40

Navy

■ Loss, 
 ■ Non-Conf, 
 ■ S Site, 
 ■ Home 
 ■ A Away 
 N Neutral

## Nebraska

Through Games Of Feb. 14, 2017

Average RPI Win:	173	WON-LOST	WINNING	LAST 10	STRENGTH OF	OPP. STRENGTH	TEAM	ADJ.	CONF.	ADJ CONF.
Average RPI Loss:	65	RECORD	PCT. RANK	GAMES	SCHEDULE	OF SCHEDULE	RPI	RPI	RPI	RPI
DIV. I ONLY	5- 19	315	1- 9	30	32	201	201	6	6	
DIV. I NON-CONF.	4- 8	230	0- 0	14	14	158	158	6	6	
TOTALS	RPI 1-25	RPI 26-50	W-L RECORDS	RPI 51-100	RPI 101-150	RPI 150+				
5- 19	0- 4	0- 4	OVERALL	1- 9	0- 0	4- 2				
5- 8	0- 2	0- 3	HOME	1- 3	0- 0	4- 0				
0- 9	0- 2	0- 1	AWAY	0- 4	0- 0	0- 2				
0- 2	0- 0	0- 0	NEUTRAL	0- 2	0- 0	0- 0				
4- 8	0- 2	0- 2	NON-CONFERENCE	1- 4	0- 0	3- 0				
4- 4	0- 1	0- 2	HOME	1- 1	0- 0	3- 0				
0- 2	0- 1	0- 0	AWAY	0- 1	0- 0	0- 0				
0- 2	0- 0	0- 0	NEUTRAL	0- 2	0- 0	0- 0				
1- 11	0- 2	0- 2	CONFERENCE	0- 5	0- 0	1- 2				
1- 4	0- 1	0- 1	HOME	0- 2	0- 0	1- 0				
0- 7	0- 1	0- 1	AWAY	0- 3	0- 0	0- 2				
0- 0	0- 0	0- 0	NEUTRAL	0- 0	0- 0	0- 0				

RPI 1-25				RPI 26-50				RPI 51-100				RPI 101+ Team's RPI: 201			
RPI	S	Opponent	Score	RPI	S	Opponent	Score	RPI	S	Opponent	Score	RPI	S	Opponent	Score
1	H	UConn	41 84	27	H	Missouri	35 55	52	A	Michigan St.	73 93	153	H	Omaha	66 58
18	H	Maryland	49 93	31	H	Michigan	51 84	55	H	Minnesota	69 79	186	A	Illinois	59 79
22	A	Creighton	64 80	38	H	Drake	70 84	57	H	Northwestern	58 62	194	H	Rutgers	62 58
25	A	Ohio St.	75 95	47	A	Iowa	72 75	58	H	Colorado St.	62 59	200	H	San Jose St.	83 61
								60	A	Virginia Tech	67 76	207	A	Wisconsin	56 82
								67	H	California	65 86	260	H	UTRGV	71 53
								72	N	Virginia	51 73				
								76	A	Penn St.	69 86				
								87	N	Washington St.	65 79				
								99	A	Purdue	45 88				
LAST 12 Division I GAMES:															
207	A	Wisconsin	56 82	186	A	Illinois	59 79								
55	H	Minnesota	69 79	194	H	Rutgers	62 58								
25	A	Ohio St.	75 95	52	A	Michigan St.	73 93								
99	A	Purdue	45 88	18	H	Maryland	49 93								
31	H	Michigan	51 84	47	A	Iowa	72 75								
76	A	Penn St.	69 86	57	H	Northwestern	58 62								

Non-Div I Games:

Nebraska

■ Loss, 
■ Non-Conf, 
■ S Site, 
■ H Home 
■ A Away 
N Neutral

Average RPI Win: <b>242</b>	WON-LOST	WINNING	LAST 10	STRENGTH OF	OPP. STRENGTH	TEAM	ADJ.	CONF.	ADJ CONF.
Average RPI Loss: <b>164</b>	RECORD	PCT. RANK	GAMES	SCHEDULE	OF SCHEDULE	RPI	RPI	RPI	RPI
DIV. I ONLY	8- 14	244	3- 7	283	152	284	284	13	13
DIV. I NON-CONF.	5- 5	165	0- 0	318	215	268	268	15	15
TOTALS	RPI 1-25	RPI 26-50	W-L RECORDS	RPI 51-100	RPI 101-150	RPI 150+			
8- 14	0- 0	0- 0	OVERALL	1- 3	1- 4	6- 7			
5- 8	0- 0	0- 0	HOME	1- 2	1- 3	3- 3			
3- 6	0- 0	0- 0	AWAY	0- 1	0- 1	3- 4			
0- 0	0- 0	0- 0	NEUTRAL	0- 0	0- 0	0- 0			
5- 5	0- 0	0- 0	NON-CONFERENCE	0- 1	1- 2	4- 2			
3- 4	0- 0	0- 0	HOME	0- 1	1- 2	2- 1			
2- 1	0- 0	0- 0	AWAY	0- 0	0- 0	2- 1			
0- 0	0- 0	0- 0	NEUTRAL	0- 0	0- 0	0- 0			
3- 9	0- 0	0- 0	CONFERENCE	1- 2	0- 2	2- 5			
2- 4	0- 0	0- 0	HOME	1- 1	0- 1	1- 2			
1- 5	0- 0	0- 0	AWAY	0- 1	0- 1	1- 3			
0- 0	0- 0	0- 0	NEUTRAL	0- 0	0- 0	0- 0			

RPI S	Opponent	Score	RPI S	Opponent	Score	RPI S	Opponent	Score	RPI S	Opponent	Score	Team's RPI: 284
						51	H Utah	50 80	110	H Long Beach St.	93 97	
						84	A UNLV	41 60	126	H Navy	62 79	
						88	H Boise St.	69 62	145	H Memphis	75 67	
						100	H Wyoming	59 72	149	A New Mexico	50 59	
									149	H New Mexico	63 69	
									157	A Fresno St.	54 68	
									157	H Fresno St.	70 71	
									178	H Utah St.	69 81	
									200	A San Jose St.	84 107	
									233	A San Diego	54 70	
									267	H Hawaii	67 59	
									269	H Portland	72 59	
									275	A San Diego St.	78 83	
									275	H San Diego St.	88 65	
									286	A Sacramento St.	99 95	
									293	A Pepperdine	69 60	
									309	A Air Force	56 51	
									327	H UC Irvine	59 72	
LAST 12 Division I GAMES:												
275	H San Diego St.	88 65	309	A Air Force	56 51							
84	A UNLV	41 60	100	H Wyoming	59 72							
178	H Utah St.	69 81	149	H New Mexico	63 69							
149	A New Mexico	50 59	275	A San Diego St.	78 83							
88	H Boise St.	69 62	157	H Fresno St.	70 71							
157	A Fresno St.	54 68	200	A San Jose St.	84 107							

Non-Div I Games: Holy Names 70 42

Nevada

■ Loss, 
 ■ Non-Conf, 
 ■ S Site, 
 ■ H Home 
 ■ A Away 
 N Neutral

## New Hampshire

Through Games Of Feb. 14, 2017

Average RPI Win:	238	WON-LOST	WINNING	LAST 10	STRENGTH OF	OPP. STRENGTH	TEAM	ADJ.	CONF.	ADJ CONF.
Average RPI Loss:	106	RECORD	PCT. RANK	GAMES	SCHEDULE	OF SCHEDULE	RPI	RPI	RPI	RPI
DIV. I ONLY	20- 4	16	9- 1	295	207	92	92	22	22	
DIV. I NON-CONF.	9- 3	63	0- 0	304	232	127	127	22	22	
TOTALS	RPI 1-25	RPI 26-50	W-L RECORDS	RPI 51-100	RPI 101-150	RPI 150+				
20- 4	0- 1	0- 0	OVERALL	0- 0	2- 3	18- 0				
12- 1	0- 0	0- 0	HOME	0- 0	2- 1	10- 0				
8- 3	0- 1	0- 0	AWAY	0- 0	0- 2	8- 0				
0- 0	0- 0	0- 0	NEUTRAL	0- 0	0- 0	0- 0				
9- 3	0- 1	0- 0	NON-CONFERENCE	0- 0	0- 2	9- 0				
5- 1	0- 0	0- 0	HOME	0- 0	0- 1	5- 0				
4- 2	0- 1	0- 0	AWAY	0- 0	0- 1	4- 0				
0- 0	0- 0	0- 0	NEUTRAL	0- 0	0- 0	0- 0				
11- 1	0- 0	0- 0	CONFERENCE	0- 0	2- 1	9- 0				
7- 0	0- 0	0- 0	HOME	0- 0	2- 0	5- 0				
4- 1	0- 0	0- 0	AWAY	0- 0	0- 1	4- 0				
0- 0	0- 0	0- 0	NEUTRAL	0- 0	0- 0	0- 0				

RPI 1-25				RPI 26-50				RPI 51-100 Team's RPI: 92				RPI 101+			
RPI	S	Opponent	Score	RPI	S	Opponent	Score	RPI	S	Opponent	Score	RPI	S	Opponent	Score
16	A	Kentucky	43 92									128	A	Cornell	56 61
												129	H	Maine	50 44
												139	A	Albany (NY)	55 64
												139	H	Albany (NY)	71 58
												142	H	Yale	58 64
												180	A	Northeastern	66 63
												183	H	Hartford	58 50
												193	A	Siena	77 67
												195	H	Sacred Heart	71 43
												198	A	Binghamton	70 62
												198	H	Binghamton	76 69
												210	H	UMBC	60 50
												231	H	Dartmouth	64 47
												247	A	Boston U.	59 51
												265	A	Stony Brook	56 45
												265	H	Stony Brook	49 46
												279	A	Vermont	57 49
												279	H	Vermont	66 47
												283	A	Manhattan	59 42
												297	H	Bryant	62 60
												312	H	Central Conn. St.	56 52
												333	H	Wagner	73 40
												340	A	UMass Lowell	76 57
LAST 12 Division I GAMES:															
198	H	Binghamton	76 69	183	H	Hartford	58 50								
279	H	Vermont	66 47	129	H	Maine	50 44								
139	A	Albany (NY)	55 64	279	A	Vermont	57 49								
265	A	Stony Brook	56 45	198	A	Binghamton	70 62								
210	H	UMBC	60 50	139	H	Albany (NY)	71 58								
340	A	UMass Lowell	76 57	265	H	Stony Brook	49 46								

Non-Div I Games: New England Col. 58 38

New Hampshire

■ Loss, 
 ■ Non-Conf, S Site, 
 ■ Home 
 ■ Away 
 N Neutral

Average RPI Win:	219	WON-LOST	WINNING	LAST 10	STRENGTH OF	OPP. STRENGTH	TEAM	ADJ.	CONF.	ADJ CONF.
Average RPI Loss:	94	RECORD	PCT. RANK	GAMES	SCHEDULE	OF SCHEDULE	RPI	RPI	RPI	RPI
DIV. I ONLY	13- 10	135	5- 4	138	126	149	149	13	13	
DIV. I NON-CONF.	4- 6	209	0- 0	163	94	238	238	15	15	
TOTALS	RPI 1-25	RPI 26-50	W-L RECORDS	RPI 51-100	RPI 101-150	RPI 150+				
13- 10	0- 0	0- 1	OVERALL	2- 6	0- 2	11- 1				
9- 5	0- 0	0- 0	HOME	2- 3	0- 2	7- 0				
4- 5	0- 0	0- 1	AWAY	0- 3	0- 0	4- 1				
0- 0	0- 0	0- 0	NEUTRAL	0- 0	0- 0	0- 0				
4- 6	0- 0	0- 1	NON-CONFERENCE	1- 2	0- 2	3- 1				
4- 3	0- 0	0- 0	HOME	1- 1	0- 2	3- 0				
0- 3	0- 0	0- 1	AWAY	0- 1	0- 0	0- 1				
0- 0	0- 0	0- 0	NEUTRAL	0- 0	0- 0	0- 0				
9- 4	0- 0	0- 0	CONFERENCE	1- 4	0- 0	8- 0				
5- 2	0- 0	0- 0	HOME	1- 2	0- 0	4- 0				
4- 2	0- 0	0- 0	AWAY	0- 2	0- 0	4- 0				
0- 0	0- 0	0- 0	NEUTRAL	0- 0	0- 0	0- 0				

RPI S	Opponent	Score	RPI S	Opponent	Score	RPI S	Opponent	Score	RPI S	Opponent	Score	Team's RPI: 149
43	A Marquette	52 62	55	H Minnesota	65 69	108	H Saint Joseph's	67 79				
			58	H Colorado St.	63 78	140	H Tulsa	64 67				
			84	A UNLV	42 56	157	A Fresno St.	80 54				
			84	H UNLV	52 61	178	A Utah St.	68 58				
			85	A Texas Tech	58 69	178	H Utah St.	78 67				
			86	H SMU	64 49	179	A New Mexico St.	70 77				
			88	H Boise St.	75 68	179	H New Mexico St.	84 55				
			100	A Wyoming	52 68	200	A San Jose St.	82 72				
						275	H San Diego St.	85 42				
						284	A Nevada	69 63				
						284	H Nevada	59 50				
						291	H UTEP	79 66				
						309	H Air Force	81 64				
						338	H Fairleigh Dickinson	83 56				
LAST 12 Division I GAMES:												
309	H Air Force	81 64	88	H Boise St.	75 68							
200	A San Jose St.	82 72	58	H Colorado St.	63 78							
84	H UNLV	52 61	84	A UNLV	42 56							
284	H Nevada	59 50	284	A Nevada	69 63							
178	A Utah St.	68 58	178	H Utah St.	78 67							
100	A Wyoming	52 68	275	H San Diego St.	85 42							

Non-Div I Games: Northern N.M. 87 47

New Mexico

■ Loss, 
 ■ Non-Conf, S Site, 
 ■ Home 
 ■ Away 
 N Neutral

Average RPI Win:	273	WON-LOST	WINNING	LAST 10	STRENGTH OF	OPP. STRENGTH	TEAM	ADJ.	CONF.	ADJ CONF.
Average RPI Loss:	136	RECORD	PCT. RANK	GAMES	SCHEDULE	OF SCHEDULE	RPI	RPI	RPI	RPI
DIV. I ONLY	16- 6	58	10- 0	333	203	179	179	29	29	
DIV. I NON-CONF.	6- 6	165	0- 1	295	122	215	215	29	29	
TOTALS	RPI 1-25	RPI 26-50	W-L RECORDS	RPI 51-100	RPI 101-150	RPI 150+				
16- 6	0- 0	0- 1	OVERALL	0- 1	1- 2	15- 2				
9- 1	0- 0	0- 0	HOME	0- 0	1- 1	8- 0				
6- 2	0- 0	0- 0	AWAY	0- 0	0- 1	6- 1				
1- 3	0- 0	0- 1	NEUTRAL	0- 1	0- 0	1- 1				
6- 6	0- 0	0- 1	NON-CONFERENCE	0- 1	1- 2	5- 2				
3- 1	0- 0	0- 0	HOME	0- 0	1- 1	2- 0				
2- 2	0- 0	0- 0	AWAY	0- 0	0- 1	2- 1				
1- 3	0- 0	0- 1	NEUTRAL	0- 1	0- 0	1- 1				
10- 0	0- 0	0- 0	CONFERENCE	0- 0	0- 0	10- 0				
6- 0	0- 0	0- 0	HOME	0- 0	0- 0	6- 0				
4- 0	0- 0	0- 0	AWAY	0- 0	0- 0	4- 0				
0- 0	0- 0	0- 0	NEUTRAL	0- 0	0- 0	0- 0				

RPI S	Opponent	Score	RPI S	Opponent	Score	RPI S	Opponent	Score	RPI S	Opponent	Score	Team's RPI: 179
46 N	Quinnipiac	46 49	84 N	UNLV	47 52	117 H	Arizona	63 74	149 A	New Mexico	55 84	
						149 H	New Mexico	77 70	155 N	Santa Clara	46 60	
						200 H	San Jose St.	66 55	225 A	Grand Canyon	81 65	
						225 H	Grand Canyon	67 60	227 H	Seattle U	73 69	
						263 A	CSU Bakersfield	64 55	263 H	CSU Bakersfield	69 55	
						267 A	Hawaii	53 56	286 N	Sacramento St.	99 73	
						291 A	UTEP	67 59	293 H	Pepperdine	75 66	
						305 A	Northern Ariz.	79 68	318 A	UMKC	60 43	
						318 H	UMKC	78 72	329 H	Utah Valley	63 46	
						334 A	Chicago St.	65 54	334 H	Chicago St.	100 63	
LAST 12 Division I GAMES:												
225 H	Grand Canyon	67 60	263 A	CSU Bakersfield	64 55							
263 H	CSU Bakersfield	69 55	225 A	Grand Canyon	81 65							
334 A	Chicago St.	65 54	334 H	Chicago St.	100 63							
329 H	Utah Valley	63 46	318 H	UMKC	78 72							
227 H	Seattle U	73 69	155 N	Santa Clara	46 60							
318 A	UMKC	60 43	84 N	UNLV	47 52							

Non-Div I Games: N.M. Highlands 94 37 Western N.M. 85 28

New Mexico St.

Loss, Non-Conf, S Site, H Home A Away N Neutral

Average RPI Win:	295	WON-LOST	WINNING	LAST 10	STRENGTH OF	OPP. STRENGTH	TEAM	ADJ.	CONF.	ADJ CONF.
Average RPI Loss:	136	RECORD	PCT. RANK	GAMES	SCHEDULE	OF SCHEDULE	RPI	RPI	RPI	RPI
DIV. I ONLY	9- 11	206	6- 4	232	296	211	211	27	27	
DIV. I NON-CONF.	2- 5	259	0- 0	81	123	181	181	27	27	
TOTALS	RPI 1-25	RPI 26-50	W-L RECORDS	RPI 51-100	RPI 101-150	RPI 150+				
9- 11	0- 1	0- 0	OVERALL	0- 2	0- 6	9- 2				
5- 3	0- 0	0- 0	HOME	0- 0	0- 2	5- 1				
4- 8	0- 1	0- 0	AWAY	0- 2	0- 4	4- 1				
0- 0	0- 0	0- 0	NEUTRAL	0- 0	0- 0	0- 0				
2- 5	0- 1	0- 0	NON-CONFERENCE	0- 1	0- 2	2- 1				
1- 1	0- 0	0- 0	HOME	0- 0	0- 0	1- 1				
1- 4	0- 1	0- 0	AWAY	0- 1	0- 2	1- 0				
0- 0	0- 0	0- 0	NEUTRAL	0- 0	0- 0	0- 0				
7- 6	0- 0	0- 0	CONFERENCE	0- 1	0- 4	7- 1				
4- 2	0- 0	0- 0	HOME	0- 0	0- 2	4- 0				
3- 4	0- 0	0- 0	AWAY	0- 1	0- 2	3- 1				
0- 0	0- 0	0- 0	NEUTRAL	0- 0	0- 0	0- 0				

RPI	S	Opponent	Score	RPI	S	Opponent	Score	RPI	S	Opponent	Score	RPI	S	Opponent	Score	Team's RPI: 211
5	A	Texas	48 80					78	A	Iowa St.	63 100	101	H	Central Ark.	51 55	
								95	A	SFA	61 88	120	A	Southern Miss.	53 78	
												122	A	Abilene Christian	55 68	
												134	A	Lamar University	42 73	
												134	H	Lamar University	55 66	
												141	A	Alabama	57 78	
												199	H	Texas Southern	63 57	
												232	H	South Ala.	62 65	
												252	A	Jacksonville St.	81 79	
												268	A	McNeese	71 59	
												285	H	A&M-Corpus Christi	75 54	
												296	H	Nicholls St.	81 77	
												330	A	Southeastern La.	70 85	
												335	A	Incarinate Word	71 67	
												335	H	Incarinate Word	84 58	
												342	H	Sam Houston St.	78 49	
												346	A	Houston Baptist	73 63	
LAST 12 Division I GAMES:																
330	A	Southeastern La.	70 85	101	H	Central Ark.	51 55									
335	H	Incarinate Word	84 58	346	A	Houston Baptist	73 63									
296	H	Nicholls St.	81 77	342	H	Sam Houston St.	78 49									
134	H	Lamar University	55 66	335	A	Incarinate Word	71 67									
95	A	SFA	61 88	134	A	Lamar University	42 73									
268	A	McNeese	71 59	122	A	Abilene Christian	55 68									

Non-Div I Games: Blue Mountain 75 37 Crowley's Ridge 123 33 Trinity Baptist 100 35

New Orleans

Loss, Non-Conf, S Site, H Home A Away N Neutral



RPI 1-25				RPI 26-50				RPI 51-100				RPI 101+				Team's RPI: 224	
RPI	S	Opponent	Score	RPI	S	Opponent	Score	RPI	S	Opponent	Score	RPI	S	Opponent	Score		
18	H	Maryland	64 96	31	A	Michigan	35 107	66	A	Drexel	57 69	116	H	Rider	58 78		
				33	A	Syracuse	60 109	71	A	Buffalo	63 73	127	A	Fordham	69 92		
				46	A	Quinnipiac	45 61					160	A	Iona	61 68		
				46	H	Quinnipiac	64 71					160	H	Iona	55 65		
												169	A	Fairfield	63 66		
												169	H	Fairfield	55 65		
												183	H	Hartford	75 62		
												185	A	Cleveland St.	67 49		
												193	A	Siena	53 71		
												209	H	Monmouth	66 45		
												229	H	St. Bonaventure	65 43		
												242	A	Marist	68 53		
												242	H	Marist	58 60		
												246	A	Canisius	41 52		
												246	H	Canisius	57 65		
												283	A	Manhattan	62 59		
												283	H	Manhattan	65 42		
												316	A	Saint Peter's	66 78		
LAST 12 Division I GAMES:																	
				242	A	Marist	68 53	169	H	Fairfield	55 65						
				246	A	Canisius	41 52	246	H	Canisius	57 65						
				283	H	Manhattan	65 42	283	A	Manhattan	62 59						
				160	H	Iona	55 65	160	A	Iona	61 68						
				169	A	Fairfield	63 66	242	H	Marist	58 60						
				46	A	Quinnipiac	45 61	46	H	Quinnipiac	64 71						

Niagara

Average RPI Win:	<b>292</b>	WON-LOST	WINNING	LAST 10	STRENGTH OF	OPP. STRENGTH	TEAM	ADJ.	CONF.	ADJ CONF.
Average RPI Loss:	<b>183</b>	RECORD	PCT. RANK	GAMES	SCHEDULE	OF SCHEDULE	RPI	RPI	RPI	RPI
DIV. I ONLY	<b>8- 16</b>	<b>259</b>	<b>3- 7</b>	<b>280</b>	<b>318</b>	<b>296</b>	<b>296</b>	<b>27</b>	<b>27</b>	
DIV. I NON-CONF.	<b>3- 8</b>	<b>262</b>	<b>0- 0</b>	<b>254</b>	<b>326</b>	<b>296</b>	<b>296</b>	<b>27</b>	<b>27</b>	
TOTALS	RPI 1-25	RPI 26-50	W-L RECORDS	RPI 51-100	RPI 101-150	RPI 150+				
8- 16	0- 0	0- 0	OVERALL	0- 4	1- 4	7- 8				
5- 5	0- 0	0- 0	HOME	0- 1	1- 3	4- 1				
3- 10	0- 0	0- 0	AWAY	0- 0	0- 0	3- 1				
0- 1	0- 0	0- 0	NEUTRAL	0- 0	0- 0	0- 1				
3- 8	0- 0	0- 0	NON-CONFERENCE	0- 2	0- 2	3- 4				
2- 1	0- 0	0- 0	HOME	0- 0	0- 1	2- 0				
1- 6	0- 0	0- 0	AWAY	0- 2	0- 1	1- 3				
0- 1	0- 0	0- 0	NEUTRAL	0- 0	0- 0	0- 1				
5- 8	0- 0	0- 0	CONFERENCE	0- 2	1- 2	4- 4				
3- 4	0- 0	0- 0	HOME	0- 1	1- 2	2- 1				
2- 4	0- 0	0- 0	AWAY	0- 1	0- 0	2- 3				
0- 0	0- 0	0- 0	NEUTRAL	0- 0	0- 0	0- 0				

RPI S	Opponent	Score	RPI S	Opponent	Score	RPI S	Opponent	Score	RPI S	Opponent	Score	Team's RPI: 296
						65	A Gonzaga	46 78	101	H Central Ark.	52 61	
						89	A Jacksonville	71 76	107	H Troy	75 100	
						95	A SFA	55 80	122	H Abilene Christian	73 89	
						95	H SFA	77 82	134	H Lamar University	78 67	
									145	A Memphis	62 73	
									158	A Louisiana Tech	52 68	
									211	A New Orleans	77 81	
									216	A Grambling	71 60	
									252	A Jacksonville St.	52 75	
									276	N North Florida	74 77	
									285	A A&M-Corpus Christi	60 65	
									285	H A&M-Corpus Christi	74 54	
									292	A Northwestern St.	58 75	
									299	A Prairie View	67 69	
									330	A Southeastern La.	76 60	
									332	H La.-Monroe	73 54	
									335	H Incarnate Word	52 78	
									342	A Sam Houston St.	66 59	
									346	H Houston Baptist	76 57	
									347	H Jackson St.	83 76	
LAST 12 Division I GAMES:												
101	H Central Ark.	52 61	134	H Lamar University	78 67							
95	H SFA	77 82	122	H Abilene Christian	73 89							
211	A New Orleans	77 81	95	A SFA	55 80							
330	A Southeastern La.	76 60	292	A Northwestern St.	58 75							
285	A A&M-Corpus Christi	60 65	342	A Sam Houston St.	66 59							
346	H Houston Baptist	76 57	285	H A&M-Corpus Christi	74 54							

Non-Div I Games:

Nicholls St.

■ Loss, 
■ Non-Conf, 
■ S Site, 
■ H Home 
■ A Away 
N Neutral

Average RPI Win:	306	WON-LOST	WINNING	LAST 10	STRENGTH OF	OPP. STRENGTH	TEAM	ADJ.	CONF.	ADJ CONF.
Average RPI Loss:	189	RECORD	PCT. RANK	GAMES	SCHEDULE	OF SCHEDULE	RPI	RPI	RPI	RPI
DIV. I ONLY	11- 10	159	7- 3	340	323	249	249	32	32	
DIV. I NON-CONF.	3- 7	250	0- 1	296	278	256	256	31	31	
TOTALS	RPI 1-25	RPI 26-50	W-L RECORDS	RPI 51-100	RPI 101-150	RPI 150+				
11- 10	0- 0	0- 0	OVERALL	0- 0	0- 2	11- 8				
4- 3	0- 0	0- 0	HOME	0- 0	0- 1	4- 2				
7- 6	0- 0	0- 0	AWAY	0- 0	0- 1	7- 5				
0- 1	0- 0	0- 0	NEUTRAL	0- 0	0- 0	0- 1				
3- 7	0- 0	0- 0	NON-CONFERENCE	0- 0	0- 2	3- 5				
0- 1	0- 0	0- 0	HOME	0- 0	0- 1	0- 0				
3- 5	0- 0	0- 0	AWAY	0- 0	0- 1	3- 4				
0- 1	0- 0	0- 0	NEUTRAL	0- 0	0- 0	0- 1				
8- 3	0- 0	0- 0	CONFERENCE	0- 0	0- 0	8- 3				
4- 2	0- 0	0- 0	HOME	0- 0	0- 0	4- 2				
4- 1	0- 0	0- 0	AWAY	0- 0	0- 0	4- 1				
0- 0	0- 0	0- 0	NEUTRAL	0- 0	0- 0	0- 0				

RPI 1-25			RPI 26-50			RPI 51-100			RPI 101+ Team's RPI: 249		
RPI	S	Opponent	Score	RPI	S	Opponent	Score	RPI	S	Opponent	Score
								130	H	William & Mary	52 65
								131	A	Old Dominion	54 65
								170	H	Hampton	57 58
								176	A	George Mason	33 60
								183	N	Hartford	51 61
								188	A	Towson	58 61
								206	A	UNCW	56 64
								221	H	Bethune-Cookman	58 68
								223	A	UNCG	52 59
								250	H	UMES	74 43
								262	A	Savannah St.	53 59
								262	H	Savannah St.	61 55
								266	A	High Point	63 60
								277	H	N.C. A&T	69 53
								301	A	Coppin St.	49 45
								303	A	Lehigh	81 57
								336	A	Longwood	85 56
								339	A	Morgan St.	56 47
								343	H	N.C. Central	71 40
								345	A	South Carolina St.	68 53
								348	A	Delaware St.	82 74
LAST 12 Division I GAMES:											
250	H	UMES	74 43	170	H	Hampton	57 58				
262	A	Savannah St.	53 59	348	A	Delaware St.	82 74				
345	A	South Carolina St.	68 53	343	H	N.C. Central	71 40				
277	H	N.C. A&T	69 53	262	H	Savannah St.	61 55				
221	H	Bethune-Cookman	58 68	339	A	Morgan St.	56 47				
301	A	Coppin St.	49 45	188	A	Towson	58 61				

Non-Div I Games: Lincoln (PA) 62 28 Saint Augustine's 99 59

Norfolk St.

■ Loss, 
 ■ Non-Conf, 
 ■ S Site, 
 ■ Home 
 ■ Away 
 N Neutral

## North Carolina

Through Games Of Feb. 14, 2017

Average RPI Win:	173	WON-LOST	WINNING	LAST 10	STRENGTH OF	OPP. STRENGTH	TEAM	ADJ.	CONF.	ADJ CONF.
Average RPI Loss:	57	RECORD	PCT. RANK	GAMES	SCHEDULE	OF SCHEDULE	RPI	RPI	RPI	RPI
DIV. I ONLY	13- 12	167	2- 4	52	67	109	109	3	3	
DIV. I NON-CONF.	11- 2	23	1- 0	173	203	67	67	4	4	
TOTALS	RPI 1-25	RPI 26-50	W-L RECORDS	RPI 51-100	RPI 101-150	RPI 150+				
13- 12	0- 4	2- 3	OVERALL	4- 2	0- 1	7- 2				
10- 4	0- 2	2- 0	HOME	2- 1	0- 0	6- 1				
1- 6	0- 2	0- 1	AWAY	0- 1	0- 1	1- 1				
2- 2	0- 0	0- 2	NEUTRAL	2- 0	0- 0	0- 0				
11- 2	0- 0	1- 2	NON-CONFERENCE	3- 0	0- 0	7- 0				
8- 0	0- 0	1- 0	HOME	1- 0	0- 0	6- 0				
1- 0	0- 0	0- 0	AWAY	0- 0	0- 0	1- 0				
2- 2	0- 0	0- 2	NEUTRAL	2- 0	0- 0	0- 0				
2- 10	0- 4	1- 1	CONFERENCE	1- 2	0- 1	0- 2				
2- 4	0- 2	1- 0	HOME	1- 1	0- 0	0- 1				
0- 6	0- 2	0- 1	AWAY	0- 1	0- 1	0- 1				
0- 0	0- 0	0- 0	NEUTRAL	0- 0	0- 0	0- 0				

RPI 1-25				RPI 26-50				RPI 51-100				RPI 101+ Team's RPI: 109			
RPI	S	Opponent	Score	RPI	S	Opponent	Score	RPI	S	Opponent	Score	RPI	S	Opponent	Score
2	H	Notre Dame	55 77	28	H	North Carolina St.	83 70	55	N	Minnesota	91 77	106	A	Clemson	67 78
6	H	Florida St.	77 90	29	N	LSU	43 70	60	A	Virginia Tech	68 76	154	A	Pittsburgh	48 68
10	A	Duke	58 70	30	H	Elon	78 73	69	H	Wake Forest	77 80	164	H	Boston College	77 88
20	A	Miami (FL)	88 100	32	N	South Fla.	55 83	72	H	Virginia	67 58	207	A	Wisconsin	72 59
				33	A	Syracuse	64 95	74	H	Bucknell	65 50	219	H	Alabama St.	84 54
								89	N	Jacksonville	87 57	235	H	Charleston So.	93 77
												251	H	Marshall	75 53
												301	H	Coppin St.	90 55
												345	H	South Carolina St.	82 49
												349	H	Alabama A&M	80 35
LAST 12 Division I GAMES:															
55	N	Minnesota	91 77	2	H	Notre Dame	55 77	69	H	Wake Forest	77 80				
33	A	Syracuse	64 95	154	A	Pittsburgh	48 68	10	A	Duke	58 70				
164	H	Boston College	77 88	72	H	Virginia	67 58								
106	A	Clemson	67 78	6	H	Florida St.	77 90								
28	H	North Carolina St.	83 70												
20	A	Miami (FL)	88 100												

Non-Div I Games:

North Carolina

■ Loss, 
 ■ Non-Conf, 
 ■ S Site, 
 ■ H Home 
 ■ A Away 
 N Neutral



North Dakota

Through Games Of Feb. 14, 2017

Average RPI Win:	241	WON-LOST	WINNING	LAST 10	STRENGTH OF	OPP. STRENGTH	TEAM	ADJ.	CONF.	ADJ CONF.
Average RPI Loss:	76	RECORD	PCT. RANK	GAMES	SCHEDULE	OF SCHEDULE	RPI	RPI	RPI	RPI
DIV. I ONLY	14- 8	104	8- 2	223	136	135	135	19	19	
DIV. I NON-CONF.	3- 6	230	0- 0	120	23	182	182	18	18	
TOTALS	RPI 1-25	RPI 26-50	W-L RECORDS	RPI 51-100	RPI 101-150	RPI 150+				
14- 8	0- 0	0- 3	OVERALL	0- 3	2- 2	12- 0				
6- 4	0- 0	0- 3	HOME	0- 1	0- 0	6- 0				
8- 4	0- 0	0- 0	AWAY	0- 2	2- 2	6- 0				
0- 0	0- 0	0- 0	NEUTRAL	0- 0	0- 0	0- 0				
3- 6	0- 0	0- 3	NON-CONFERENCE	0- 2	0- 1	3- 0				
1- 3	0- 0	0- 3	HOME	0- 0	0- 0	1- 0				
2- 3	0- 0	0- 0	AWAY	0- 2	0- 1	2- 0				
0- 0	0- 0	0- 0	NEUTRAL	0- 0	0- 0	0- 0				
11- 2	0- 0	0- 0	CONFERENCE	0- 1	2- 1	9- 0				
5- 1	0- 0	0- 0	HOME	0- 1	0- 0	5- 0				
6- 1	0- 0	0- 0	AWAY	0- 0	2- 1	4- 0				
0- 0	0- 0	0- 0	NEUTRAL	0- 0	0- 0	0- 0				

RPI S	Opponent	Score	RPI S	Opponent	Score	RPI S	Opponent	Score	RPI S	Opponent	Score	Team's RPI: 135
36	H South Dakota St.	72 83	64	A UNI	53 74	114	A Northern Colo.	57 51				
38	H Drake	91 99	70	H Montana St.	71 74	124	A Idaho	61 74				
47	H Iowa	60 75	85	A Texas Tech	80 90	125	A Eastern Wash.	75 71				
						147	A Kansas	71 76				
						159	H San Francisco	71 63				
						174	A Idaho St.	65 62				
						215	A Weber St.	70 65				
						233	A San Diego	65 61				
						256	H Portland St.	65 61				
						286	H Sacramento St.	94 71				
						287	A Southern Utah	68 65				
						287	H Southern Utah	75 70				
						298	A North Dakota St.	76 55				
						305	A Northern Ariz.	80 78				
						305	H Northern Ariz.	88 69				
						326	H Montana	73 63				
LAST 12 Division I GAMES:												
124	A Idaho	61 74	215	A Weber St.	70 65							
125	A Eastern Wash.	75 71	326	H Montana	73 63							
114	A Northern Colo.	57 51	70	H Montana St.	71 74							
305	H Northern Ariz.	88 69	287	A Southern Utah	68 65							
287	H Southern Utah	75 70	305	A Northern Ariz.	80 78							
174	A Idaho St.	65 62	286	H Sacramento St.	94 71							

Non-Div I Games: Mayville St. 70 43 Mary 79 67

North Dakota

Loss, Non-Conf, S Site, H Home A Away N Neutral

Average RPI Win:	229	WON-LOST	WINNING	LAST 10	STRENGTH OF	OPP. STRENGTH	TEAM	ADJ.	CONF.	ADJ CONF.
Average RPI Loss:	151	RECORD	PCT. RANK	GAMES	SCHEDULE	OF SCHEDULE	RPI	RPI	RPI	RPI
DIV. I ONLY	3- 20	336	2- 8	97	252	298	298	11	11	
DIV. I NON-CONF.	0- 11	335	0- 0	143	329	334	334	10	10	
TOTALS	RPI 1-25	RPI 26-50	W-L RECORDS	RPI 51-100	RPI 101-150	RPI 150+				
3- 20	0- 0	0- 2	OVERALL	1- 6	0- 1	2- 11				
2- 7	0- 0	0- 1	HOME	1- 2	0- 1	1- 3				
1- 11	0- 0	0- 1	AWAY	0- 3	0- 0	1- 7				
0- 2	0- 0	0- 0	NEUTRAL	0- 1	0- 0	0- 1				
0- 11	0- 0	0- 0	NON-CONFERENCE	0- 2	0- 1	0- 8				
0- 3	0- 0	0- 0	HOME	0- 1	0- 1	0- 1				
0- 6	0- 0	0- 0	AWAY	0- 0	0- 0	0- 6				
0- 2	0- 0	0- 0	NEUTRAL	0- 1	0- 0	0- 1				
3- 9	0- 0	0- 2	CONFERENCE	1- 4	0- 0	2- 3				
2- 4	0- 0	0- 1	HOME	1- 1	0- 0	1- 2				
1- 5	0- 0	0- 1	AWAY	0- 3	0- 0	1- 1				
0- 0	0- 0	0- 0	NEUTRAL	0- 0	0- 0	0- 0				

RPI 1-25				RPI 26-50				RPI 51-100				RPI 101+				Team's RPI: 298	
RPI	S	Opponent	Score	RPI	S	Opponent	Score	RPI	S	Opponent	Score	RPI	S	Opponent	Score		
				36	A	South Dakota St.	44 70	59	N	Central Mich.	55 77	135	H	North Dakota	55 76		
				36	H	South Dakota St.	66 69	62	A	IUPUI	58 71	151	H	Oral Roberts	50 70		
								68	A	South Dakota	48 80	153	H	Omaha	60 80		
								68	H	South Dakota	83 73	166	A	Oakland	66 95		
								81	H	Colorado	59 76	167	A	Providence	63 86		
								94	A	Western Ill.	81 110	171	H	Western Mich.	63 68		
								94	H	Western Ill.	60 87	172	A	Milwaukee	74 79		
												244	N	UC Santa Barbara	59 66		
												259	A	Cal Poly	46 73		
												260	A	UTRGV	67 81		
												290	A	Massachusetts	58 70		
												295	A	Denver	86 80		
												324	A	Fort Wayne	68 72		
												324	H	Fort Wayne	68 56		
LAST 12 Division I GAMES:																	
				324	A	Fort Wayne	68 72	153	H	Omaha	60 80						
				94	H	Western Ill.	60 87	94	A	Western Ill.	81 110						
				36	A	South Dakota St.	44 70	324	H	Fort Wayne	68 56						
				151	H	Oral Roberts	50 70	68	H	South Dakota	83 73						
				68	A	South Dakota	48 80	295	A	Denver	86 80						
				62	A	IUPUI	58 71	36	H	South Dakota St.	66 69						

Non-Div I Games: Mayville St. 93 44 Dickinson St. 70 63

North Dakota St.

Loss, Non-Conf, S Site, H Home A Away N Neutral

# North Florida

Through Games Of Feb. 14, 2017

Average RPI Win: <b>304</b>	WON-LOST	WINNING	LAST 10	STRENGTH OF	OPP. STRENGTH	TEAM	ADJ.	CONF.	ADJ CONF.
Average RPI Loss: <b>159</b>	RECORD	PCT. RANK	GAMES	SCHEDULE	OF SCHEDULE	RPI	RPI	RPI	RPI
DIV. I ONLY	7- 16	278	3- 7	201	289	276	276	23	23
DIV. I NON-CONF.	4- 8	230	0- 0	195	280	246	246	23	23
TOTALS	RPI 1-25	RPI 26-50	W-L RECORDS	RPI 51-100	RPI 101-150	RPI 150+			
7- 16	0- 1	0- 2	OVERALL	0- 3	0- 2	7- 8			
4- 6	0- 0	0- 0	HOME	0- 1	0- 1	4- 4			
2- 9	0- 1	0- 2	AWAY	0- 2	0- 1	2- 3			
1- 1	0- 0	0- 0	NEUTRAL	0- 0	0- 0	1- 1			
4- 8	0- 1	0- 2	NON-CONFERENCE	0- 0	0- 0	4- 5			
2- 2	0- 0	0- 0	HOME	0- 0	0- 0	2- 2			
1- 5	0- 1	0- 2	AWAY	0- 0	0- 0	1- 2			
1- 1	0- 0	0- 0	NEUTRAL	0- 0	0- 0	1- 1			
3- 8	0- 0	0- 0	CONFERENCE	0- 3	0- 2	3- 3			
2- 4	0- 0	0- 0	HOME	0- 1	0- 1	2- 2			
1- 4	0- 0	0- 0	AWAY	0- 2	0- 1	1- 1			
0- 0	0- 0	0- 0	NEUTRAL	0- 0	0- 0	0- 0			

RPI 1-25				RPI 26-50				RPI 51-100				RPI 101+ Team's RPI: 276			
RPI	S	Opponent	Score	RPI	S	Opponent	Score	RPI	S	Opponent	Score	RPI	S	Opponent	Score
6	A	Florida St.	39 95	28	A	North Carolina St.	52 78	89	A	Jacksonville	58 68	119	A	Stetson	44 68
				32	A	South Fla.	42 78	96	A	FGCU	46 69	119	H	Stetson	44 62
								96	H	FGCU	51 68	181	A	Xavier	46 83
												192	H	Morehead St.	65 84
												203	A	Col. of Charleston	60 47
												221	A	Bethune-Cookman	50 52
												232	N	South Ala.	55 62
												239	H	Wofford	60 79
												273	H	Kennesaw St.	61 67
												296	N	Nicholls St.	77 74
												300	H	Lipscomb	58 60
												317	A	NJIT	62 64
												317	H	NJIT	61 51
												320	A	USC Upstate	78 67
												320	H	USC Upstate	77 74
												331	H	Fla. Atlantic	95 88
												344	H	Florida A&M	71 60
LAST 12 Division I GAMES:															
317	H	NJIT	61 51	273	H	Kennesaw St.	61 67								
320	H	USC Upstate	77 74	300	H	Lipscomb	58 60								
96	A	FGCU	46 69	320	A	USC Upstate	78 67								
119	H	Stetson	44 62	317	A	NJIT	62 64								
96	H	FGCU	51 68	89	A	Jacksonville	58 68								
119	A	Stetson	44 68	239	H	Wofford	60 79								

Non-Div I Games: Warner 72 44 Webber Int'l 103 57 Edward Waters 70 50 North Florida



## North Texas

Through Games Of Feb. 14, 2017

Average RPI Win:	205	WON-LOST	WINNING	LAST 10	STRENGTH OF	OPP. STRENGTH	TEAM	ADJ.	CONF.	ADJ CONF.
Average RPI Loss:	128	RECORD	PCT. RANK	GAMES	SCHEDULE	OF SCHEDULE	RPI	RPI	RPI	RPI
DIV. I ONLY	9- 14	233	5- 5	123	147	204	204	15	15	
DIV. I NON-CONF.	3- 8	262	0- 0	166	169	254	254	16	16	
TOTALS	RPI 1-25	RPI 26-50	W-L RECORDS	RPI 51-100	RPI 101-150	RPI 150+				
9- 14	0- 0	0- 2	OVERALL	0- 2	3- 4	6- 6				
6- 5	0- 0	0- 1	HOME	0- 0	2- 1	4- 3				
3- 7	0- 0	0- 1	AWAY	0- 2	1- 3	2- 1				
0- 2	0- 0	0- 0	NEUTRAL	0- 0	0- 0	0- 2				
3- 8	0- 0	0- 2	NON-CONFERENCE	0- 1	1- 1	2- 4				
2- 2	0- 0	0- 1	HOME	0- 0	0- 0	2- 1				
1- 4	0- 0	0- 1	AWAY	0- 1	1- 1	0- 1				
0- 2	0- 0	0- 0	NEUTRAL	0- 0	0- 0	0- 2				
6- 6	0- 0	0- 0	CONFERENCE	0- 1	2- 3	4- 2				
4- 3	0- 0	0- 0	HOME	0- 0	2- 1	2- 2				
2- 3	0- 0	0- 0	AWAY	0- 1	0- 2	2- 0				
0- 0	0- 0	0- 0	NEUTRAL	0- 0	0- 0	0- 0				

RPI S	Opponent	Score	RPI S	Opponent	Score	RPI S	Opponent	Score	RPI S	Opponent	Score	Team's RPI: 204
41	H Indiana	64 94	63	A Middle Tenn.	52 60	103	A Charlotte	49 66				
44	A Little Rock	44 55	86	A SMU	51 65	103	H Charlotte	63 78				
						117	A Arizona	62 58				
						120	H Southern Miss.	75 62				
						131	A Old Dominion	47 62				
						131	H Old Dominion	65 55				
						140	A Tulsa	58 63				
						152	A Missouri St.	54 63				
						153	N Omaha	57 85				
						158	H Louisiana Tech	65 72				
						160	H Iona	66 55				
						175	H Texas St.	58 59				
						184	A UAB	59 58				
						189	A Rice	77 69				
						189	H Rice	49 51				
						260	N UTRGV	69 74				
						281	H FIU	69 49				
						331	H Fla. Atlantic	79 57				
						335	H Incarnate Word	84 61				
LAST 12 Division I GAMES:												
281	H FIU	69 49	120	H Southern Miss.	75 62							
331	H Fla. Atlantic	79 57	189	H Rice	49 51							
189	A Rice	77 69	63	A Middle Tenn.	52 60							
131	A Old Dominion	47 62	184	A UAB	59 58							
103	A Charlotte	49 66	131	H Old Dominion	65 55							
158	H Louisiana Tech	65 72	103	H Charlotte	63 78							

Non-Div I Games:

North Texas

■ Loss, 
 ■ Non-Conf, 
 ■ S Site, 
 ■ H Home 
 ■ A Away 
 N Neutral

## Northeastern

Through Games Of Feb. 14, 2017

Average RPI Win:	221	WON-LOST	WINNING	LAST 10	STRENGTH OF	OPP. STRENGTH	TEAM	ADJ.	CONF.	ADJ CONF.
Average RPI Loss:	83	RECORD	PCT. RANK	GAMES	SCHEDULE	OF SCHEDULE	RPI	RPI	RPI	RPI
DIV. I ONLY	8- 17	269	2- 8	53	110	180	180	8	8	
DIV. I NON-CONF.	4- 8	230	0- 0	92	125	183	183	8	8	
TOTALS	RPI 1-25	RPI 26-50	W-L RECORDS	RPI 51-100	RPI 101-150	RPI 150+				
8- 17	0- 1	0- 5	OVERALL	0- 5	0- 5	8- 1				
5- 6	0- 0	0- 2	HOME	0- 2	0- 2	5- 0				
3- 8	0- 0	0- 3	AWAY	0- 2	0- 3	3- 0				
0- 3	0- 1	0- 0	NEUTRAL	0- 1	0- 0	0- 1				
4- 8	0- 1	0- 1	NON-CONFERENCE	0- 3	0- 2	4- 1				
2- 2	0- 0	0- 0	HOME	0- 1	0- 1	2- 0				
2- 3	0- 0	0- 1	AWAY	0- 1	0- 1	2- 0				
0- 3	0- 1	0- 0	NEUTRAL	0- 1	0- 0	0- 1				
4- 9	0- 0	0- 4	CONFERENCE	0- 2	0- 3	4- 0				
3- 4	0- 0	0- 2	HOME	0- 1	0- 1	3- 0				
1- 5	0- 0	0- 2	AWAY	0- 1	0- 2	1- 0				
0- 0	0- 0	0- 0	NEUTRAL	0- 0	0- 0	0- 0				

RPI S	Opponent	Score	RPI S	Opponent	Score	RPI S	Opponent	Score	RPI S	Opponent	Score	Team's RPI: 180
11 N	Stanford	45 74	30 A	Elon	58 70	52 A	Michigan St.	44 78	118 A	Delaware	53 65	
			30 H	Elon	65 76	66 A	Drexel	51 74	123 H	St. Mary's (CA)	53 77	
			39 A	James Madison	54 74	66 H	Drexel	33 63	129 A	Maine	49 68	
			39 H	James Madison	49 67	92 H	New Hampshire	63 66	130 A	William & Mary	58 60	
			46 A	Quinnipiac	59 76	99 N	Purdue	54 79	130 H	William & Mary	54 68	
									188 H	Towson	72 64	
									191 A	Hofstra	53 51	
									193 H	Siena	61 50	
									203 H	Col. of Charleston	61 44	
									205 N	Wichita St.	73 87	
									206 H	UNCW	55 47	
									246 A	Canisius	83 59	
									247 H	Boston U.	78 59	
									295 A	Denver	72 69	
LAST 12 Division I GAMES:												
203 H	Col. of Charleston	61 44	206 H	UNCW	55 47							
30 A	Elon	58 70	118 A	Delaware	53 65							
39 H	James Madison	49 67	39 A	James Madison	54 74							
130 H	William & Mary	54 68	130 A	William & Mary	58 60							
66 A	Drexel	51 74	66 H	Drexel	33 63							
30 H	Elon	65 76	188 H	Towson	72 64							

Non-Div I Games:

Northeastern

■ Loss, 
 ■ Non-Conf, S Site, 
 ■ Home 
 ■ Away 
 N Neutral

Average RPI Win:	262	WON-LOST	WINNING	LAST 10	STRENGTH OF	OPP. STRENGTH	TEAM	ADJ.	CONF.	ADJ CONF.
Average RPI Loss:	178	RECORD	PCT. RANK	GAMES	SCHEDULE	OF SCHEDULE	RPI	RPI	RPI	RPI
DIV. I ONLY	5- 18	309	1- 9	198	294	305	305	19	19	
DIV. I NON-CONF.	3- 7	250	0- 0	244	328	289	289	18	18	
TOTALS	RPI 1-25	RPI 26-50	W-L RECORDS	RPI 51-100	RPI 101-150	RPI 150+				
5- 18	0- 0	0- 0	OVERALL	0- 2	1- 6	4- 10				
3- 7	0- 0	0- 0	HOME	0- 0	1- 3	2- 4				
2- 11	0- 0	0- 0	AWAY	0- 2	0- 3	2- 6				
0- 0	0- 0	0- 0	NEUTRAL	0- 0	0- 0	0- 0				
3- 7	0- 0	0- 0	NON-CONFERENCE	0- 1	0- 1	3- 5				
2- 2	0- 0	0- 0	HOME	0- 0	0- 0	2- 2				
1- 5	0- 0	0- 0	AWAY	0- 1	0- 1	1- 3				
0- 0	0- 0	0- 0	NEUTRAL	0- 0	0- 0	0- 0				
2- 11	0- 0	0- 0	CONFERENCE	0- 1	1- 5	1- 5				
1- 5	0- 0	0- 0	HOME	0- 0	1- 3	0- 2				
1- 6	0- 0	0- 0	AWAY	0- 1	0- 2	1- 3				
0- 0	0- 0	0- 0	NEUTRAL	0- 0	0- 0	0- 0				

RPI S	Opponent	Score	RPI S	Opponent	Score	RPI S	Opponent	Score	RPI S	Opponent	Score	Team's RPI: 305
						51	A Utah	65 78	114	A Northern Colo.	64 75	
						70	A Montana St.	69 86	114	H Northern Colo.	66 69	
									124	H Idaho	80 91	
									125	H Eastern Wash.	56 47	
									134	A Lamar University	60 75	
									135	A North Dakota	69 88	
									135	H North Dakota	78 80	
									165	H CSUN	79 83	
									174	H Idaho St.	51 64	
									179	H New Mexico St.	68 79	
									215	H Weber St.	64 75	
									225	A Grand Canyon	65 76	
									244	A UC Santa Barbara	51 60	
									256	A Portland St.	55 56	
									259	A Cal Poly	53 58	
									286	A Sacramento St.	76 82	
									287	A Southern Utah	77 68	
									291	A UTEP	65 51	
									295	H Denver	82 67	
									314	H Youngstown St.	70 49	
									326	A Montana	59 60	
LAST 12 Division I GAMES:												
326	A	Montana	59	60	124	H	Idaho	80	91			
70	A	Montana St.	69	86	125	H	Eastern Wash.	56	47			
215	H	Weber St.	64	75	286	A	Sacramento St.	76	82			
174	H	Idaho St.	51	64	256	A	Portland St.	55	56			
135	A	North Dakota	69	88	114	H	Northern Colo.	66	69			
114	A	Northern Colo.	64	75	135	H	North Dakota	78	80			

Non-Div I Games: Antelope Valley 109 60

Northern Ariz.

■ Loss, 
 ■ Non-Conf, 
 ■ S Site, 
 ■ Home 
 ■ A Away 
 N Neutral

Average RPI Win:	235	WON-LOST	WINNING	LAST 10	STRENGTH OF	OPP. STRENGTH	TEAM	ADJ.	CONF.	ADJ CONF.
Average RPI Loss:	104	RECORD	PCT. RANK	GAMES	SCHEDULE	OF SCHEDULE	RPI	RPI	RPI	RPI
DIV. I ONLY	18- 5	28	8- 2	300	193	114	114	19	19	
DIV. I NON-CONF.	7- 3	83	0- 0	257	160	115	115	18	18	
TOTALS	RPI 1-25	RPI 26-50	W-L RECORDS	RPI 51-100	RPI 101-150	RPI 150+				
18- 5	0- 0	0- 0	OVERALL	2- 2	1- 3	15- 0				
9- 2	0- 0	0- 0	HOME	2- 1	0- 1	7- 0				
8- 3	0- 0	0- 0	AWAY	0- 1	1- 2	7- 0				
1- 0	0- 0	0- 0	NEUTRAL	0- 0	0- 0	1- 0				
7- 3	0- 0	0- 0	NON-CONFERENCE	1- 2	0- 1	6- 0				
3- 1	0- 0	0- 0	HOME	1- 1	0- 0	2- 0				
3- 2	0- 0	0- 0	AWAY	0- 1	0- 1	3- 0				
1- 0	0- 0	0- 0	NEUTRAL	0- 0	0- 0	1- 0				
11- 2	0- 0	0- 0	CONFERENCE	1- 0	1- 2	9- 0				
6- 1	0- 0	0- 0	HOME	1- 0	0- 1	5- 0				
5- 1	0- 0	0- 0	AWAY	0- 0	1- 1	4- 0				
0- 0	0- 0	0- 0	NEUTRAL	0- 0	0- 0	0- 0				

RPI S	Opponent	Score	RPI S	Opponent	Score	RPI S	Opponent	Score	RPI S	Opponent	Score	Team's RPI: 114
						58	A Colorado St.	47 58	123	A St. Mary's (CA)	65 75	
						70	H Montana St.	66 58	124	A Idaho	71 67	
						81	H Colorado	62 83	125	A Eastern Wash.	61 67	
						96	H FGCU	77 74	135	H North Dakota	51 57	
									161	A UTSA	73 66	
									174	A Idaho St.	77 62	
									215	A Weber St.	88 79	
									218	A Pacific	60 56	
									233	H San Diego	54 51	
									256	H Portland St.	91 62	
									286	H Sacramento St.	95 88	
									287	A Southern Utah	83 53	
									287	H Southern Utah	74 55	
									289	N Eastern Mich.	58 57	
									295	H Denver	68 48	
									305	A Northern Ariz.	69 66	
									305	H Northern Ariz.	75 64	
									309	A Air Force	71 44	
									326	H Montana	65 46	
LAST 12 Division I GAMES:												
			125	A Eastern Wash.	61 67		174	A Idaho St.	77 62			
			124	A Idaho	71 67		70	H Montana St.	66 58			
			135	H North Dakota	51 57		326	H Montana	65 46			
			287	H Southern Utah	74 55		305	A Northern Ariz.	69 66			
			305	H Northern Ariz.	75 64		287	A Southern Utah	83 53			
			215	A Weber St.	88 79		256	H Portland St.	91 62			

Non-Div I Games: Colo. Christian 90 47

Northern Colo.

■ Loss, 
 ■ Non-Conf, S Site, 
 ■ Home 
 ■ Away 
 N Neutral

Average RPI Win: <b>199</b>	WON-LOST	WINNING	LAST 10	STRENGTH OF	OPP. STRENGTH	TEAM	ADJ.	CONF.	ADJ CONF.
Average RPI Loss: <b>94</b>	RECORD	PCT. RANK	GAMES	SCHEDULE	OF SCHEDULE	RPI	RPI	RPI	RPI
DIV. I ONLY	17- 6	50	8- 2	169	137	82	82	10	10
DIV. I NON-CONF.	7- 4	114	0- 0	271	205	141	141	11	11
TOTALS	RPI 1-25	RPI 26-50	W-L RECORDS	RPI 51-100	RPI 101-150	RPI 150+			
17- 6	0- 0	1- 1	OVERALL	2- 4	3- 0	11- 1			
9- 2	0- 0	1- 0	HOME	0- 1	1- 0	7- 1			
8- 3	0- 0	0- 1	AWAY	2- 1	2- 0	4- 0			
0- 1	0- 0	0- 0	NEUTRAL	0- 1	0- 0	0- 0			
7- 4	0- 0	0- 1	NON-CONFERENCE	0- 3	0- 0	7- 0			
4- 0	0- 0	0- 0	HOME	0- 0	0- 0	4- 0			
3- 3	0- 0	0- 1	AWAY	0- 2	0- 0	3- 0			
0- 1	0- 0	0- 0	NEUTRAL	0- 1	0- 0	0- 0			
10- 2	0- 0	1- 0	CONFERENCE	2- 1	3- 0	4- 1			
5- 2	0- 0	1- 0	HOME	0- 1	1- 0	3- 1			
5- 0	0- 0	0- 0	AWAY	2- 0	2- 0	1- 0			
0- 0	0- 0	0- 0	NEUTRAL	0- 0	0- 0	0- 0			

RPI S	Opponent	Score	RPI S	Opponent	Score	RPI S	Opponent	Score	RPI S	Opponent	Score
38	A Drake	86 95	40	H Ohio	88 80	59	H Central Mich.	94 109	105	A Kent St.	98 97
						68	N South Dakota	83 97	105	H Kent St.	93 72
						71	A Buffalo	89 80	146	A Ball St.	101 96
						78	A Iowa St.	89 97	171	H Western Mich.	67 62
						83	A Toledo	77 73	172	H Milwaukee	114 104
						94	A Western Ill.	79 83	213	H Miami (OH)	89 76
									217	A Bradley	81 51
									222	H SIUE	97 78
									226	H Akron	55 84
									264	A Bowling Green	89 76
									289	H Eastern Mich.	85 73
									313	H Illinois St.	108 66
									318	A UMKC	86 75
									321	A Loyola Chicago	90 70
									334	H Chicago St.	94 85
LAST 12 Division I GAMES:											
71	A Buffalo	89 80	226	H Akron	55 84						
59	H Central Mich.	94 109	83	A Toledo	77 73						
171	H Western Mich.	67 62	105	A Kent St.	98 97						
146	A Ball St.	101 96	40	H Ohio	88 80						
105	H Kent St.	93 72	264	A Bowling Green	89 76						
213	H Miami (OH)	89 76	289	H Eastern Mich.	85 73						

Non-Div I Games:

Northern Ill.

Average RPI Win:	272	WON-LOST	WINNING	LAST 10	STRENGTH OF	OPP. STRENGTH	TEAM	ADJ.	CONF.	ADJ CONF.
Average RPI Loss:	165	RECORD	PCT. RANK	GAMES	SCHEDULE	OF SCHEDULE	RPI	RPI	RPI	RPI
DIV. I ONLY	7- 17	285	4- 6	204	285	282	282	20	20	
DIV. I NON-CONF.	3- 8	262	0- 0	153	296	263	263	21	21	
TOTALS	RPI 1-25	RPI 26-50	W-L RECORDS	RPI 51-100	RPI 101-150	RPI 150+				
7- 17	0- 0	0- 3	OVERALL	0- 0	1- 5	6- 9				
3- 8	0- 0	0- 0	HOME	0- 0	0- 3	3- 5				
2- 8	0- 0	0- 2	AWAY	0- 0	0- 1	2- 3				
2- 1	0- 0	0- 0	NEUTRAL	0- 0	1- 0	1- 1				
3- 8	0- 0	0- 2	NON-CONFERENCE	0- 0	1- 1	2- 5				
1- 3	0- 0	0- 0	HOME	0- 0	0- 1	1- 2				
0- 4	0- 0	0- 2	AWAY	0- 0	0- 0	0- 2				
2- 1	0- 0	0- 0	NEUTRAL	0- 0	1- 0	1- 1				
4- 9	0- 0	0- 1	CONFERENCE	0- 0	0- 4	4- 4				
2- 5	0- 0	0- 0	HOME	0- 0	0- 2	2- 3				
2- 4	0- 0	0- 1	AWAY	0- 0	0- 2	2- 1				
0- 0	0- 0	0- 0	NEUTRAL	0- 0	0- 0	0- 0				

RPI 1-25			RPI 26-50			RPI 51-100			RPI 101+ Team's RPI: 282		
RPI	S	Opponent	Score	RPI	S	Opponent	Score	RPI	S	Opponent	Score
				34	A	Green Bay	39 70	119	H	Stetson	45 54
				40	A	Ohio	41 58	120	N	Southern Miss.	58 53
				41	A	Indiana	49 100	138	A	Detroit	49 57
								138	H	Detroit	53 55
								150	A	Wright St.	47 67
								150	H	Wright St.	63 70
								166	H	Oakland	47 61
								172	A	Milwaukee	44 72
								185	H	Cleveland St.	54 58
								187	H	ETSU	62 56
								202	A	Indiana St.	38 58
								213	H	Miami (OH)	50 60
								238	H	Murray St.	69 72
								256	N	Portland St.	54 77
								257	A	Tennessee Tech	40 55
								311	A	Valparaiso	70 55
								311	H	Valparaiso	32 41
								314	H	Youngstown St.	87 81
								323	N	Arkansas St.	83 78
								325	A	Ill.-Chicago	58 37
								325	H	Ill.-Chicago	66 49
LAST 12 Division I GAMES:											
311	H	Valparaiso	32 41	311	A	Valparaiso	70 55				
325	H	Ill.-Chicago	66 49	138	A	Detroit	49 57				
150	A	Wright St.	47 67	150	H	Wright St.	63 70				
138	H	Detroit	53 55	314	H	Youngstown St.	87 81				
166	H	Oakland	47 61	185	H	Cleveland St.	54 58				
325	A	Ill.-Chicago	58 37	172	A	Milwaukee	44 72				

Non-Div I Games: Ind.-East 66 46

Northern Ky.

■ Loss, 
 ■ Non-Conf, S Site, 
 ■ Home 
 ■ Away 
 N Neutral

## Northwestern

Through Games Of Feb. 14, 2017

Non-Conference				Through Games Of Feb. 11, 1917						
Average RPI Win:	171	WON-LOST	WINNING	LAST 10	STRENGTH OF	OPP. STRENGTH	TEAM	ADJ.	CONF.	ADJ CONF.
Average RPI Loss:	41	RECORD	PCT. RANK	GAMES	SCHEDULE	OF SCHEDULE	RPI	RPI	RPI	RPI
DIV. I ONLY	17- 8	76	2- 4	87	76	57	57	6	6	
DIV. I NON-CONF.	11- 2	23	0- 0	181	174	51	51	6	6	
-----										
TOTALS	RPI 1-25	RPI 26-50		W-L RECORDS		RPI 51-100	RPI 101-150	RPI 150+		
17- 8	0- 3	1- 2		OVERALL		4- 3	0- 0	12- 0		
13- 2	0- 1	1- 0		HOME		4- 1	0- 0	8- 0		
4- 6	0- 2	0- 2		AWAY		0- 2	0- 0	4- 0		
0- 0	0- 0	0- 0		NEUTRAL		0- 0	0- 0	0- 0		
11- 2	0- 1	0- 0		NON-CONFERENCE		2- 1	0- 0	9- 0		
9- 0	0- 0	0- 0		HOME		2- 0	0- 0	7- 0		
2- 2	0- 1	0- 0		AWAY		0- 1	0- 0	2- 0		
0- 0	0- 0	0- 0		NEUTRAL		0- 0	0- 0	0- 0		
6- 6	0- 2	1- 2		CONFERENCE		2- 2	0- 0	3- 0		
4- 2	0- 1	1- 0		HOME		2- 1	0- 0	1- 0		
2- 4	0- 1	0- 2		AWAY		0- 1	0- 0	2- 0		
0- 0	0- 0	0- 0		NEUTRAL		0- 0	0- 0	0- 0		

RPI 1-25				RPI 26-50				RPI 51-100				Team's RPI: 57	RPI 101+			
RPI	S	Opponent	Score	RPI	S	Opponent	Score	RPI	S	Opponent	Score		RPI	S	Opponent	Score
18	A	Maryland	65 96	31	A	Michigan	54 80	52	H	Michigan St.	76 65		151	H	Oral Roberts	64 55
19	A	DePaul	66 89	41	A	Indiana	38 66	55	A	Minnesota	61 71		152	H	Missouri St.	75 52
25	H	Ohio St.	87 94	41	H	Indiana	80 67	61	H	Florida	73 68		155	A	Santa Clara	87 75
								65	A	Gonzaga	56 67		170	H	Hampton	67 48
								72	H	Virginia	69 60		172	A	Milwaukee	65 63
								76	H	Penn St.	58 74		194	A	Rutgers	55 37
								99	H	Purdue	76 60		201	A	Nebraska	62 58
													207	H	Wisconsin	63 43
													248	H	UT Martin	82 59
													280	H	Evansville	88 66
													325	H	Ill.-Chicago	88 44
													334	H	Chicago St.	75 42
LAST 12 Division I GAMES:																
55	A	Minnesota	61 71	52	H	Michigan St.	76 65									
41	A	Indiana	38 66	41	H	Indiana	80 67									
76	H	Penn St.	58 74	18	A	Maryland	65 96									
207	H	Wisconsin	63 43	25	H	Ohio St.	87 94									
194	A	Rutgers	55 37	99	H	Purdue	76 60									
31	A	Michigan	54 80	201	A	Nebraska	62 58									

Non-Div I Games:

Northwestern

■ Loss, 
■ Non-Conf, S Site, 
■ Home 
■ Away 
N Neutral

Average RPI Win:	<b>299</b>	WON-LOST	WINNING	LAST 10	STRENGTH OF	OPP. STRENGTH	TEAM	ADJ.	CONF.	ADJ CONF.
Average RPI Loss:	<b>175</b>	RECORD	PCT. RANK	GAMES	SCHEDULE	OF SCHEDULE	RPI	RPI	RPI	RPI
DIV. I ONLY	<b>7- 12</b>	<b>242</b>	<b>5- 5</b>	<b>306</b>	<b>283</b>	<b>292</b>	<b>292</b>	<b>27</b>	<b>27</b>	
DIV. I NON-CONF.	<b>2- 5</b>	<b>259</b>	<b>0- 0</b>	<b>190</b>	<b>175</b>	<b>275</b>	<b>275</b>	<b>27</b>	<b>27</b>	
TOTALS	RPI 1-25	RPI 26-50	W-L RECORDS	RPI 51-100	RPI 101-150	RPI 150+				
7- 12	0- 2	0- 0	OVERALL	1- 0	0- 5	6- 5				
6- 2	0- 0	0- 0	HOME	1- 0	0- 0	5- 2				
1- 10	0- 2	0- 0	AWAY	0- 0	0- 5	1- 3				
0- 0	0- 0	0- 0	NEUTRAL	0- 0	0- 0	0- 0				
2- 5	0- 2	0- 0	NON-CONFERENCE	0- 0	0- 2	2- 1				
2- 1	0- 0	0- 0	HOME	0- 0	0- 0	2- 1				
0- 4	0- 2	0- 0	AWAY	0- 0	0- 2	0- 0				
0- 0	0- 0	0- 0	NEUTRAL	0- 0	0- 0	0- 0				
5- 7	0- 0	0- 0	CONFERENCE	1- 0	0- 3	4- 4				
4- 1	0- 0	0- 0	HOME	1- 0	0- 0	3- 1				
1- 6	0- 0	0- 0	AWAY	0- 0	0- 3	1- 3				
0- 0	0- 0	0- 0	NEUTRAL	0- 0	0- 0	0- 0				

RPI 1-25				RPI 26-50				RPI 51-100				RPI 101+ Team's RPI: 292			
RPI	S	Opponent	Score	RPI	S	Opponent	Score	RPI	S	Opponent	Score	RPI	S	Opponent	Score
4	A	Mississippi St.	30 <b>106</b>					95	H	SFA	76 72	101	A	Central Ark.	43 <b>76</b>
5	A	Texas	39 <b>86</b>									122	A	Abilene Christian	57 <b>79</b>
												134	A	Lamar University	60 <b>73</b>
												136	A	Arkansas	36 <b>65</b>
												145	A	Memphis	38 <b>54</b>
												268	A	McNeese	52 <b>68</b>
												268	H	McNeese	63 <b>68</b>
												285	A	A&M-Corpus Christi	51 <b>60</b>
												296	H	Nicholls St.	75 58
												306	H	Mississippi Val.	64 <b>68</b>
												330	A	Southeastern La.	58 <b>69</b>
												332	H	La.-Monroe	67 65
												335	A	Incarinate Word	76 74
												342	H	Sam Houston St.	78 51
												346	H	Houston Baptist	75 54
												347	H	Jackson St.	83 65
LAST 12 Division I GAMES:															
122	A	Abilene Christian	57 <b>79</b>	342	H	Sam Houston St.	78 51								
346	H	Houston Baptist	75 54	296	H	Nicholls St.	75 58								
95	H	SFA	76 72	285	A	A&M-Corpus Christi	51 <b>60</b>								
134	A	Lamar University	60 <b>73</b>	335	A	Incarinate Word	76 74								
330	A	Southeastern La.	58 <b>69</b>	101	A	Central Ark.	43 <b>76</b>								
268	A	McNeese	52 <b>68</b>	268	H	McNeese	63 <b>68</b>								

Non-Div I Games: LeTourneau 80 68 Louisiana Col. 113 65 LSU-Alexandria 97 76 Central Baptist 93 42 Northwestern St.

Loss, Non-Conf, S Site, H Home A Away N Neutral



Notre Dame

Through Games Of Feb. 14, 2017

Non-Conference				Through Games of Feb. 11, 1917						
Average RPI Win:	81	WON-LOST	WINNING	LAST 10	STRENGTH OF	OPP. STRENGTH	TEAM	ADJ.	CONF.	ADJ CONF.
Average RPI Loss:	14	RECORD	PCT. RANK	GAMES	SCHEDULE	OF SCHEDULE	RPI	RPI	RPI	RPI
DIV. I ONLY	23- 3	6	9- 1	2	6	2	2	3	3	
DIV. I NON-CONF.	12- 2	21	0- 1	2	4	2	2	4	4	
TOTALS	RPI 1-25	RPI 26-50	W-L RECORDS	RPI 51-100	RPI 101-150	RPI 150+				
23- 3	5- 2	4- 1	OVERALL	7- 0	3- 0	4- 0				
12- 1	3- 1	2- 0	HOME	3- 0	2- 0	2- 0				
10- 2	2- 1	2- 1	AWAY	4- 0	1- 0	1- 0				
1- 0	0- 0	0- 0	NEUTRAL	0- 0	0- 0	1- 0				
12- 2	2- 2	2- 0	NON-CONFERENCE	4- 0	2- 0	2- 0				
6- 1	1- 1	1- 0	HOME	1- 0	2- 0	1- 0				
5- 1	1- 1	1- 0	AWAY	3- 0	0- 0	0- 0				
1- 0	0- 0	0- 0	NEUTRAL	0- 0	0- 0	1- 0				
11- 1	3- 0	2- 1	CONFERENCE	3- 0	1- 0	2- 0				
6- 0	2- 0	1- 0	HOME	2- 0	0- 0	1- 0				
5- 1	1- 0	1- 1	AWAY	1- 0	1- 0	1- 0				
0- 0	0- 0	0- 0	NEUTRAL	0- 0	0- 0	0- 0				

RPI	S	Opponent	Score	RPI	S	Opponent	Score	RPI	S	Opponent	Score	RPI	S	Opponent	Score
1	H	UConn	61 72	28	A	North Carolina St.	62 70	52	A	Michigan St.	79 61	109	A	North Carolina	77 55
7	H	Washington	71 60	34	H	Green Bay	71 67	59	H	Central Mich.	107 47	121	H	TCU	92 59
10	H	Duke	62 58	45	A	Georgia Tech	55 38	60	A	Virginia Tech	76 59	127	H	Fordham	67 36
13	H	Louisville	85 66	45	H	Georgia Tech	90 69	69	H	Wake Forest	92 72	154	H	Pittsburgh	86 54
14	A	Tennessee	69 71	47	A	Iowa	73 58	72	H	Virginia	82 74	163	N	Louisiana	91 51
19	A	DePaul	75 61					77	A	Chattanooga	79 58	164	A	Boston College	80 69
20	A	Miami (FL)	67 55					83	A	Toledo	85 68	311	H	Valparaiso	114 54
LAST 12 Division I GAMES:															
45	H	Georgia Tech	90 69	164	A	Boston College	80 69								
13	H	Louisville	85 66	14	A	Tennessee	69 71								
60	A	Virginia Tech	76 59	154	H	Pittsburgh	86 54								
72	H	Virginia	82 74	20	A	Miami (FL)	67 55								
10	H	Duke	62 58	69	H	Wake Forest	92 72								
109	A	North Carolina	77 55	45	A	Georgia Tech	55 38								

Non-Div I Games:

Notre Dame

Loss, Non-Conf, S Site, H Home A Away N Neutral

Average RPI Win: 259		WON-LOST	WINNING	LAST 10	STRENGTH OF	OPP. STRENGTH	TEAM	ADJ.	CONF.	ADJ CONF.
Average RPI Loss: 102		RECORD	PCT. RANK	GAMES	SCHEDULE	OF SCHEDULE	RPI	RPI	RPI	RPI
DIV. I ONLY		11- 11	174	5- 5	135	239	166	166	20	20
DIV. I NON-CONF.		4- 5	198	0- 0	252	134	194	194	21	21
TOTALS		RPI 1-25	RPI 26-50	W-L RECORDS	RPI 51-100	RPI 101-150	RPI 150+			
11- 11	0- 0		1- 3	OVERALL	0- 2	0- 5	10- 1			
7- 4	0- 0		1- 0	HOME	0- 0	0- 3	6- 1			
4- 7	0- 0		0- 3	AWAY	0- 2	0- 2	4- 0			
0- 0	0- 0		0- 0	NEUTRAL	0- 0	0- 0	0- 0			
4- 5	0- 0		0- 2	NON-CONFERENCE	0- 2	0- 1	4- 0			
2- 1	0- 0		0- 0	HOME	0- 0	0- 1	2- 0			
2- 4	0- 0		0- 2	AWAY	0- 2	0- 0	2- 0			
0- 0	0- 0		0- 0	NEUTRAL	0- 0	0- 0	0- 0			
7- 6	0- 0		1- 1	CONFERENCE	0- 0	0- 4	6- 1			
5- 3	0- 0		1- 0	HOME	0- 0	0- 2	4- 1			
2- 3	0- 0		0- 1	AWAY	0- 0	0- 2	2- 0			
0- 0	0- 0		0- 0	NEUTRAL	0- 0	0- 0	0- 0			

RPI 1-25				RPI 26-50				RPI 51-100				RPI 101+				Team's RPI: 166	
RPI	S	Opponent	Score	RPI	S	Opponent	Score	RPI	S	Opponent	Score	RPI	S	Opponent	Score		
				31	A	Michigan	63 101	52	A	Michigan St.	74 81	138	A	Detroit	61 71		
				34	A	Green Bay	47 89	59	A	Central Mich.	67 70	138	H	Detroit	71 80		
				34	H	Green Bay	74 71					146	H	Ball St.	59 66		
				41	A	Indiana	59 84					150	A	Wright St.	66 84		
												150	H	Wright St.	61 73		
												172	A	Milwaukee	75 73		
												172	H	Milwaukee	77 63		
												185	H	Cleveland St.	62 74		
												279	H	Vermont	79 55		
												282	A	Northern Ky.	61 47		
												298	H	North Dakota St.	95 66		
												311	H	Valparaiso	104 63		
												314	H	Youngstown St.	80 54		
												324	A	Fort Wayne	82 61		
												325	H	Ill.-Chicago	81 58		
												334	A	Chicago St.	80 60		
LAST 12 Division I GAMES:																	
				138	A	Detroit	61 71	185	H	Cleveland St.	62 74						
				172	H	Milwaukee	77 63	150	H	Wright St.	61 73						
				34	H	Green Bay	74 71	34	A	Green Bay	47 89						
				150	A	Wright St.	66 84	172	A	Milwaukee	75 73						
				282	A	Northern Ky.	61 47	138	H	Detroit	71 80						
				314	H	Youngstown St.	80 54	311	H	Valparaiso	104 63						

Non-Div I Games:	Concordia (MI)	99	32	Marygrove	126	31
------------------	----------------	----	----	-----------	-----	----

Oakland

Loss, Non-Conf, S Site, H Home A Away N Neutral

Average RPI Win: <b>178</b>	WON-LOST	WINNING	LAST 10	STRENGTH OF	OPP. STRENGTH	TEAM	ADJ.	CONF.	ADJ CONF.
Average RPI Loss: <b>111</b>	RECORD	PCT. RANK	GAMES	SCHEDULE	OF SCHEDULE	RPI	RPI	RPI	RPI
DIV. I ONLY	18- 5	28	7- 3	102	138	40	40	10	10
DIV. I NON-CONF.	9- 2	37	0- 0	165	193	48	48	11	11
TOTALS	RPI 1-25	RPI 26-50	W-L RECORDS	RPI 51-100	RPI 101-150	RPI 150+			
18- 5	0- 0	0- 1	OVERALL	5- 2	2- 1	11- 1			
10- 1	0- 0	0- 0	HOME	2- 0	1- 1	7- 0			
8- 4	0- 0	0- 1	AWAY	3- 2	1- 0	4- 1			
0- 0	0- 0	0- 0	NEUTRAL	0- 0	0- 0	0- 0			
9- 2	0- 0	0- 1	NON-CONFERENCE	2- 0	1- 0	6- 1			
6- 0	0- 0	0- 0	HOME	0- 0	1- 0	5- 0			
3- 2	0- 0	0- 1	AWAY	2- 0	0- 0	1- 1			
0- 0	0- 0	0- 0	NEUTRAL	0- 0	0- 0	0- 0			
9- 3	0- 0	0- 0	CONFERENCE	3- 2	1- 1	5- 0			
4- 1	0- 0	0- 0	HOME	2- 0	0- 1	2- 0			
5- 2	0- 0	0- 0	AWAY	1- 2	1- 0	3- 0			
0- 0	0- 0	0- 0	NEUTRAL	0- 0	0- 0	0- 0			

RPI S	Opponent	Score	RPI S	Opponent	Score	RPI S	Opponent	Score	RPI S	Opponent	Score
31	A Michigan	46 69	59	A Central Mich.	59 64	105	H Kent St.	65 68			
			62	A IUPUI	71 65	113	H Duquesne	64 46			
			63	A Middle Tenn.	73 52	146	A Ball St.	72 68			
			71	H Buffalo	83 55	171	H Western Mich.	80 67			
			82	A Northern Ill.	80 88	186	H Illinois	80 68			
			83	A Toledo	64 55	198	H Binghamton	63 55			
			83	H Toledo	61 55	213	A Miami (OH)	79 62			
						226	A Akron	85 69			
						238	H Murray St.	79 70			
						248	H UT Martin	72 55			
						264	A Bowling Green	69 58			
						266	A High Point	76 48			
						277	A N.C. A&T	57 63			
						282	H Northern Ky.	58 41			
						289	H Eastern Mich.	68 51			
LAST 12 Division I GAMES:											
146	A Ball St.	72 68	83	A Toledo	64 55						
83	H Toledo	61 55	105	H Kent St.	65 68						
59	A Central Mich.	59 64	226	A Akron	85 69						
213	A Miami (OH)	79 62	82	A Northern Ill.	80 88						
171	H Western Mich.	80 67	71	H Buffalo	83 55						
289	H Eastern Mich.	68 51	264	A Bowling Green	69 58						

Non-Div I Games:

Ohio

Average RPI Win:	145	WON-LOST	WINNING	LAST 10	STRENGTH OF	OPP. STRENGTH	TEAM	ADJ.	CONF.	ADJ CONF.
Average RPI Loss:	17	RECORD	PCT. RANK	GAMES	SCHEDULE	OF SCHEDULE	RPI	RPI	RPI	RPI
DIV. I ONLY	22- 5	18	9- 1	62	46	25	25	6	6	
DIV. I NON-CONF.	10- 4	80	0- 0	50	53	64	64	6	6	
TOTALS	RPI 1-25	RPI 26-50	W-L RECORDS	RPI 51-100	RPI 101-150	RPI 150+				
22- 5	0- 4	4- 0	OVERALL	6- 1	2- 0	10- 0				
15- 2	0- 2	2- 0	HOME	2- 0	2- 0	9- 0				
5- 2	0- 1	1- 0	AWAY	3- 1	0- 0	1- 0				
2- 1	0- 1	1- 0	NEUTRAL	1- 0	0- 0	0- 0				
10- 4	0- 4	1- 0	NON-CONFERENCE	1- 0	2- 0	6- 0				
8- 2	0- 2	0- 0	HOME	0- 0	2- 0	6- 0				
0- 1	0- 1	0- 0	AWAY	0- 0	0- 0	0- 0				
2- 1	0- 1	1- 0	NEUTRAL	1- 0	0- 0	0- 0				
12- 1	0- 0	3- 0	CONFERENCE	5- 1	0- 0	4- 0				
7- 0	0- 0	2- 0	HOME	2- 0	0- 0	3- 0				
5- 1	0- 0	1- 0	AWAY	3- 1	0- 0	1- 0				
0- 0	0- 0	0- 0	NEUTRAL	0- 0	0- 0	0- 0				

RPI	S	Opponent	Score	RPI	S	Opponent	Score	RPI	S	Opponent	Score	RPI	S	Opponent	Score
1	A	UConn	63 82	31	H	Michigan	96 87	52	A	Michigan St.	75 94	113	H	Duquesne	89 69
3	H	South Carolina	80 92	33	N	Syracuse	77 72	55	A	Minnesota	88 76	143	H	Cincinnati	80 38
8	N	Baylor	68 85	41	A	Indiana	92 82	55	H	Minnesota	87 62	185	H	Cleveland St.	96 78
20	H	Miami (FL)	89 94	47	H	Iowa	88 81	57	A	Northwestern	94 87	186	H	Illinois	88 64
								76	H	Penn St.	87 72	201	H	Nebraska	95 75
								96	N	FGCU	79 66	207	A	Wisconsin	96 68
								99	A	Purdue	61 56	207	H	Wisconsin	70 61
												219	H	Alabama St.	118 61
												228	H	Southern U.	108 73
												246	H	Canisius	89 56
												328	H	Winthrop	88 48
												337	H	LIU Brooklyn	113 54
LAST 12 Division I GAMES:															
47	H	Iowa	88 81	207	H	Wisconsin	70 61								
207	A	Wisconsin	96 68	99	A	Purdue	61 56								
76	H	Penn St.	87 72	52	A	Michigan St.	75 94								
201	H	Nebraska	95 75	31	H	Michigan	96 87								
55	A	Minnesota	88 76	57	A	Northwestern	94 87								
186	H	Illinois	88 64	41	A	Indiana	92 82								

Non-Div I Games:

Ohio St.

Average RPI Win:	110	WON-LOST	WINNING	LAST 10	STRENGTH OF	OPP. STRENGTH	TEAM	ADJ.	CONF.	ADJ CONF.
Average RPI Loss:	50	RECORD	PCT. RANK	GAMES	SCHEDULE	OF SCHEDULE	RPI	RPI	RPI	RPI
DIV. I ONLY	20- 6	34	8- 2	38	14	17	17	4	4	
DIV. I NON-CONF.	9- 3	63	0- 0	49	81	46	46	3	3	
TOTALS	RPI 1-25	RPI 26-50	W-L RECORDS	RPI 51-100	RPI 101-150	RPI 150+				
20- 6	1- 3	2- 0	OVERALL	9- 2	4- 0	4- 1				
13- 1	1- 0	2- 0	HOME	5- 0	3- 0	2- 1				
5- 4	0- 3	0- 0	AWAY	4- 1	1- 0	0- 0				
2- 1	0- 0	0- 0	NEUTRAL	0- 1	0- 0	2- 0				
9- 3	0- 1	2- 0	NON-CONFERENCE	2- 1	1- 0	4- 1				
6- 1	0- 0	2- 0	HOME	1- 0	1- 0	2- 1				
1- 1	0- 1	0- 0	AWAY	1- 0	0- 0	0- 0				
2- 1	0- 0	0- 0	NEUTRAL	0- 1	0- 0	2- 0				
11- 3	1- 2	0- 0	CONFERENCE	7- 1	3- 0	0- 0				
7- 0	1- 0	0- 0	HOME	4- 0	2- 0	0- 0				
4- 3	0- 2	0- 0	AWAY	3- 1	1- 0	0- 0				
0- 0	0- 0	0- 0	NEUTRAL	0- 0	0- 0	0- 0				

RPI 1-25				RPI 26-50				RPI 51-100				RPI 101+			
RPI	S	Opponent	Score	RPI	S	Opponent	Score	RPI	S	Opponent	Score	RPI	S	Opponent	Score
5	A	Texas	68 86	36	H	South Dakota St.	74 60	53	A	West Virginia	73 83	121	H	TCU	87 72
8	A	Baylor	58 92	44	H	Little Rock	68 58	53	H	West Virginia	90 87	140	H	Tulsa	85 68
16	A	Kentucky	68 82					58	H	Colorado St.	70 55	147	A	Kansas	84 54
21	H	Kansas St.	85 80					67	N	California	74 82	147	H	Kansas	89 52
								78	A	Iowa St.	67 57	151	H	Oral Roberts	67 74
								78	H	Iowa St.	78 63	168	H	Southern Ill.	80 48
								79	A	Oklahoma St.	66 60	181	N	Xavier	81 69
								79	H	Oklahoma St.	68 62	256	N	Portland St.	74 60
								85	A	Texas Tech	64 56	260	H	UTRGV	92 59
								85	H	Texas Tech	66 45				
								91	A	BYU	68 61				
LAST 12 Division I GAMES:															
85	A	Texas Tech	64 56	79	H	Oklahoma St.	68 62								
53	H	West Virginia	90 87	5	A	Texas	68 86								
79	A	Oklahoma St.	66 60	85	H	Texas Tech	66 45								
147	H	Kansas	89 52	78	A	Iowa St.	67 57								
8	A	Baylor	58 92	53	A	West Virginia	73 83								
78	H	Iowa St.	78 63	21	H	Kansas St.	85 80								

Non-Div I Games:

Oklahoma

■ Loss, 
■ Non-Conf, S Site, 
■ Home 
■ Away 
N Neutral

Average RPI Win:	162	WON-LOST	WINNING	LAST 10	STRENGTH OF	OPP. STRENGTH	TEAM	ADJ.	CONF.	ADJ CONF.
Average RPI Loss:	35	RECORD	PCT. RANK	GAMES	SCHEDULE	OF SCHEDULE	RPI	RPI	RPI	RPI
DIV. I ONLY	13- 11	149	1- 9	37	29	79	79	4	4	
DIV. I NON-CONF.	10- 1	15	0- 0	94	182	24	24	3	3	
TOTALS	RPI 1-25	RPI 26-50	W-L RECORDS	RPI 51-100	RPI 101-150	RPI 150+				
13- 11	0- 8	0- 0	OVERALL	4- 2	3- 1	6- 0				
9- 4	0- 4	0- 0	HOME	3- 0	1- 0	5- 0				
2- 6	0- 3	0- 0	AWAY	1- 2	1- 1	0- 0				
2- 1	0- 1	0- 0	NEUTRAL	0- 0	1- 0	1- 0				
10- 1	0- 1	0- 0	NON-CONFERENCE	3- 0	1- 0	6- 0				
7- 0	0- 0	0- 0	HOME	2- 0	0- 0	5- 0				
1- 0	0- 0	0- 0	AWAY	1- 0	0- 0	0- 0				
2- 1	0- 1	0- 0	NEUTRAL	0- 0	1- 0	1- 0				
3- 10	0- 7	0- 0	CONFERENCE	1- 2	2- 1	0- 0				
2- 4	0- 4	0- 0	HOME	1- 0	1- 0	0- 0				
1- 6	0- 3	0- 0	AWAY	0- 2	1- 1	0- 0				
0- 0	0- 0	0- 0	NEUTRAL	0- 0	0- 0	0- 0				

RPI 1-25				RPI 26-50				RPI 51-100				Team's RPI: 79		RPI 101+			
RPI	S	Opponent	Score	RPI	S	Opponent	Score	RPI	S	Opponent	Score			RPI	S	Opponent	Score
5	A	Texas	35 66					53	A	West Virginia	53 79			110	N	Long Beach St.	63 57
5	H	Texas	71 85					64	H	UNI	81 57			121	A	TCU	82 67
8	H	Baylor	50 86					78	H	Iowa St.	71 59			147	A	Kansas	49 67
9	N	Oregon St.	54 73					85	A	Texas Tech	65 70			147	H	Kansas	74 70
17	A	Oklahoma	62 68					87	A	Washington St.	79 72			155	N	Santa Clara	67 53
17	H	Oklahoma	60 66					93	H	Georgia	71 51			189	H	Rice	65 51
21	A	Kansas St.	69 74											214	H	Loyola Marymount	66 58
21	H	Kansas St.	43 63											260	H	UTRGV	86 53
														270	H	Tennessee St.	86 48
														323	H	Arkansas St.	76 34
LAST 12 Division I GAMES:																	
53	A	West Virginia	53 79	17	A	Oklahoma	62 68										
147	A	Kansas	49 67	21	H	Kansas St.	43 63										
17	H	Oklahoma	60 66	5	A	Texas	35 66										
5	H	Texas	71 85	8	H	Baylor	50 86										
21	A	Kansas St.	69 74	121	A	TCU	82 67										
147	H	Kansas	74 70	85	A	Texas Tech	65 70										

Non-Div I Games:

Oklahoma St.

■ Loss, 
 ■ Non-Conf, 
 S Site, 
 ■ Home 
 ■ Away 
 N Neutral

Average RPI Win:	224	WON-LOST	WINNING	LAST 10	STRENGTH OF	OPP. STRENGTH	TEAM	ADJ.	CONF.	ADJ CONF.
Average RPI Loss:	91	RECORD	PCT. RANK	GAMES	SCHEDULE	OF SCHEDULE	RPI	RPI	RPI	RPI
DIV. I ONLY	13- 11	149	6- 4	88	167	131	131	15	15	
DIV. I NON-CONF.	5- 6	186	0- 0	58	171	161	161	16	16	
TOTALS	RPI 1-25	RPI 26-50	W-L RECORDS	RPI 51-100	RPI 101-150	RPI 150+				
13- 11	0- 2	0- 1	OVERALL	0- 3	1- 3	12- 2				
9- 4	0- 0	0- 0	HOME	0- 2	1- 2	8- 0				
4- 5	0- 2	0- 0	AWAY	0- 0	0- 1	4- 2				
0- 2	0- 0	0- 1	NEUTRAL	0- 1	0- 0	0- 0				
5- 6	0- 2	0- 1	NON-CONFERENCE	0- 1	1- 1	4- 1				
5- 1	0- 0	0- 0	HOME	0- 0	1- 1	4- 0				
0- 3	0- 2	0- 0	AWAY	0- 0	0- 0	0- 1				
0- 2	0- 0	0- 1	NEUTRAL	0- 1	0- 0	0- 0				
8- 5	0- 0	0- 0	CONFERENCE	0- 2	0- 2	8- 1				
4- 3	0- 0	0- 0	HOME	0- 2	0- 1	4- 0				
4- 2	0- 0	0- 0	AWAY	0- 0	0- 1	4- 1				
0- 0	0- 0	0- 0	NEUTRAL	0- 0	0- 0	0- 0				

RPI 1-25				RPI 26-50				RPI 51-100				RPI 101+ Team's RPI: 131			
RPI	S	Opponent	Score	RPI	S	Opponent	Score	RPI	S	Opponent	Score	RPI	S	Opponent	Score
10	A	Duke	64 92	33	N	Syracuse	66 92	54	N	Dayton	69 77	103	H	Charlotte	75 86
20	A	Miami (FL)	56 66					63	H	Middle Tenn.	63 80	120	A	Southern Miss.	69 84
								80	H	Western Ky.	62 67	130	H	William & Mary	58 69
												132	H	VCU	70 60
												158	A	Louisiana Tech	69 64
												170	H	Hampton	61 58
												184	H	UAB	73 61
												187	A	ETSU	60 70
												189	A	Rice	59 47
												189	H	Rice	81 66
												204	A	North Texas	55 65
												204	H	North Texas	62 47
												231	H	Dartmouth	82 56
												249	H	Norfolk St.	65 54
												251	H	Marshall	73 69
												281	A	FIU	86 64
												331	A	Fla. Atlantic	93 73
												343	H	N.C. Central	83 52
LAST 12 Division I GAMES:															
184	H	UAB	73 61	103	H	Charlotte	75 86								
63	H	Middle Tenn.	63 80	158	A	Louisiana Tech	69 64								
331	A	Fla. Atlantic	93 73	120	A	Southern Miss.	69 84								
281	A	FIU	86 64	80	H	Western Ky.	62 67								
204	H	North Texas	62 47	251	H	Marshall	73 69								
189	H	Rice	81 66	204	A	North Texas	55 65								

Non-Div I Games:

Old Dominion

Average RPI Win:	204	WON-LOST	WINNING	LAST 10	STRENGTH OF	OPP. STRENGTH	TEAM	ADJ.	CONF.	ADJ CONF.
Average RPI Loss:	51	RECORD	PCT. RANK	GAMES	SCHEDULE	OF SCHEDULE	RPI	RPI	RPI	RPI
DIV. I ONLY	15- 10	113	3- 7	106	70	112	112	2	2	
DIV. I NON-CONF.	11- 2	23	0- 0	325	259	119	119	2	2	
TOTALS	RPI 1-25	RPI 26-50	W-L RECORDS	RPI 51-100	RPI 101-150	RPI 150+				
15- 10	1- 4	1- 2	OVERALL	2- 2	2- 2	9- 0				
13- 3	1- 1	1- 1	HOME	1- 0	2- 1	8- 0				
1- 7	0- 3	0- 1	AWAY	1- 2	0- 1	0- 0				
1- 0	0- 0	0- 0	NEUTRAL	0- 0	0- 0	1- 0				
11- 2	0- 0	1- 0	NON-CONFERENCE	0- 2	1- 0	9- 0				
10- 0	0- 0	1- 0	HOME	0- 0	1- 0	8- 0				
0- 2	0- 0	0- 0	AWAY	0- 2	0- 0	0- 0				
1- 0	0- 0	0- 0	NEUTRAL	0- 0	0- 0	1- 0				
4- 8	1- 4	0- 2	CONFERENCE	2- 0	1- 2	0- 0				
3- 3	1- 1	0- 1	HOME	1- 0	1- 1	0- 0				
1- 5	0- 3	0- 1	AWAY	1- 0	0- 1	0- 0				
0- 0	0- 0	0- 0	NEUTRAL	0- 0	0- 0	0- 0				

RPI	S	Opponent	Score	RPI	S	Opponent	Score	RPI	S	Opponent	Score	RPI	S	Opponent	Score	Team's RPI: 112
3	A	South Carolina	46 65	29	H	LSU	51 62	53	A	West Virginia	61 66	132	H	VCU	77 57	
4	A	Mississippi St.	62 73	35	A	Auburn	60 83	61	A	Florida	84 75	136	H	Arkansas	73 64	
4	H	Mississippi St.	44 66	37	H	Oregon	83 67	84	A	UNLV	57 64	141	A	Alabama	80 90	
14	H	Tennessee	67 62					93	H	Georgia	69 62	141	H	Alabama	57 65	
16	A	Kentucky	57 89									207	N	Wisconsin	69 44	
												243	H	Austin Peay	66 38	
												252	H	Jacksonville St.	68 50	
												266	H	High Point	73 62	
												300	H	Lipscomb	76 49	
												306	H	Mississippi Val.	67 30	
												330	H	Southeastern La.	81 31	
												332	H	La.-Monroe	97 40	
												347	H	Jackson St.	89 41	
LAST 12 Division I GAMES:																
4	H	Mississippi St.	44 66	3	A	South Carolina	46 65									
29	H	LSU	51 62	4	A	Mississippi St.	62 73									
61	A	Florida	84 75	14	H	Tennessee	67 62									
93	H	Georgia	69 62	35	A	Auburn	60 83									
16	A	Kentucky	57 89	141	A	Alabama	80 90									
141	H	Alabama	57 65	136	H	Arkansas	73 64									

Non-Div I Games:

Ole Miss



Average RPI Win:	215	WON-LOST	WINNING	LAST 10	STRENGTH OF	OPP. STRENGTH	TEAM	ADJ.	CONF.	ADJ CONF.
Average RPI Loss:	105	RECORD	PCT. RANK	GAMES	SCHEDULE	OF SCHEDULE	RPI	RPI	RPI	RPI
DIV. I ONLY	10- 13	210	3- 3	109	151	153	153	11	11	
DIV. I NON-CONF.	5- 6	186	1- 1	183	192	163	163	10	10	
TOTALS	RPI 1-25	RPI 26-50	W-L RECORDS	RPI 51-100	RPI 101-150	RPI 150+				
10- 13	0- 2	1- 1	OVERALL	1- 5	0- 2	8- 3				
4- 4	0- 1	1- 0	HOME	1- 2	0- 0	2- 1				
5- 9	0- 1	0- 1	AWAY	0- 3	0- 2	5- 2				
1- 0	0- 0	0- 0	NEUTRAL	0- 0	0- 0	1- 0				
5- 6	0- 2	0- 0	NON-CONFERENCE	0- 1	0- 2	5- 1				
2- 1	0- 1	0- 0	HOME	0- 0	0- 0	2- 0				
2- 5	0- 1	0- 0	AWAY	0- 1	0- 2	2- 1				
1- 0	0- 0	0- 0	NEUTRAL	0- 0	0- 0	1- 0				
5- 7	0- 0	1- 1	CONFERENCE	1- 4	0- 0	3- 2				
2- 3	0- 0	1- 0	HOME	1- 2	0- 0	0- 1				
3- 4	0- 0	0- 1	AWAY	0- 2	0- 0	3- 1				
0- 0	0- 0	0- 0	NEUTRAL	0- 0	0- 0	0- 0				

RPI 1-25				RPI 26-50				RPI 51-100				RPI 101+ Team's RPI: 153			
RPI	S	Opponent	Score	RPI	S	Opponent	Score	RPI	S	Opponent	Score	RPI	S	Opponent	Score
21	H	Kansas St.	57 70	36	A	South Dakota St.	64 76	58	A	Colorado St.	42 69	111	A	UCF	41 81
22	A	Creighton	45 82	36	H	South Dakota St.	83 82	62	A	IUPUI	47 79	122	A	Abilene Christian	66 73
								62	H	IUPUI	64 44	151	A	Oral Roberts	64 49
								68	H	South Dakota	52 60	151	H	Oral Roberts	65 67
								94	A	Western Ill.	63 80	201	A	Nebraska	58 66
								94	H	Western Ill.	74 78	202	H	Indiana St.	72 45
												204	N	North Texas	85 57
												239	H	Wofford	89 64
												295	A	Denver	82 73
												298	A	North Dakota St.	80 60
												318	A	UMKC	80 57
												324	A	Fort Wayne	62 65
												344	A	Florida A&M	70 50
LAST 12 Division I GAMES:															
204	N	North Texas	85 57	324	A	Fort Wayne	62 65								
122	A	Abilene Christian	66 73	295	A	Denver	82 73								
151	A	Oral Roberts	64 49	298	A	North Dakota St.	80 60								
94	A	Western Ill.	63 80	68	H	South Dakota	52 60								
62	A	IUPUI	47 79	94	H	Western Ill.	74 78								
36	H	South Dakota St.	83 82	36	A	South Dakota St.	64 76								

Non-Div I Games: Lincoln (MO) 98 49 York (NE) 106 37

Omaha

■ Loss, 
 ■ Non-Conf, 
 ■ S Site, 
 ■ Home 
 ■ A Away 
 N Neutral

# Oral Roberts

Through Games Of Feb. 14, 2017

Average RPI Win:	200	WON-LOST	WINNING	LAST 10	STRENGTH OF	OPP. STRENGTH	TEAM	ADJ.	CONF.	ADJ CONF.
Average RPI Loss:	89	RECORD	PCT. RANK	GAMES	SCHEDULE	OF SCHEDULE	RPI	RPI	RPI	RPI
DIV. I ONLY	11- 13	197	3- 7	125	91	151	151	11	11	
DIV. I NON-CONF.	6- 5	148	0- 0	151	11	83	83	10	10	
TOTALS	RPI 1-25	RPI 26-50	W-L RECORDS	RPI 51-100	RPI 101-150	RPI 150+				
11- 13	1- 1	0- 4	OVERALL	1- 5	2- 1	7- 2				
5- 5	0- 0	0- 1	HOME	1- 2	1- 0	3- 2				
6- 8	1- 1	0- 3	AWAY	0- 3	1- 1	4- 0				
0- 0	0- 0	0- 0	NEUTRAL	0- 0	0- 0	0- 0				
6- 5	1- 1	0- 2	NON-CONFERENCE	0- 1	2- 1	3- 0				
3- 0	0- 0	0- 0	HOME	0- 0	1- 0	2- 0				
3- 5	1- 1	0- 2	AWAY	0- 1	1- 1	1- 0				
0- 0	0- 0	0- 0	NEUTRAL	0- 0	0- 0	0- 0				
5- 8	0- 0	0- 2	CONFERENCE	1- 4	0- 0	4- 2				
2- 5	0- 0	0- 1	HOME	1- 2	0- 0	1- 2				
3- 3	0- 0	0- 1	AWAY	0- 2	0- 0	3- 0				
0- 0	0- 0	0- 0	NEUTRAL	0- 0	0- 0	0- 0				

RPI 1-25				RPI 26-50				RPI 51-100				RPI 101+ Team's RPI: 151			
RPI	S	Opponent	Score	RPI	S	Opponent	Score	RPI	S	Opponent	Score	RPI	S	Opponent	Score
17	A	Oklahoma	74 67	36	A	South Dakota St.	35 82	57	A	Northwestern	55 64	136	A	Arkansas	70 60
23	A	Arizona St.	52 79	36	H	South Dakota St.	57 78	62	A	IUPUI	41 53	140	H	Tulsa	76 68
				44	A	Little Rock	50 56	62	H	IUPUI	54 45	147	A	Kansas	56 64
				47	A	Iowa	76 96	68	H	South Dakota	47 69	152	H	Missouri St.	78 56
								94	A	Western Ill.	72 76	153	A	Omaha	67 65
								94	H	Western Ill.	62 76	153	H	Omaha	49 64
												248	H	UT Martin	82 53
												295	H	Denver	45 47
												298	A	North Dakota St.	70 50
												324	A	Fort Wayne	75 59
												324	H	Fort Wayne	82 56
												346	A	Houston Baptist	75 65
LAST 12 Division I GAMES:															
153	H	Omaha	49 64	324	A	Fort Wayne	75 59								
36	A	South Dakota St.	35 82	62	A	IUPUI	41 53								
62	H	IUPUI	54 45	36	H	South Dakota St.	57 78								
94	H	Western Ill.	62 76	68	H	South Dakota	47 69								
298	A	North Dakota St.	70 50	94	A	Western Ill.	72 76								
295	H	Denver	45 47	324	H	Fort Wayne	82 56								

Non-Div I Games: Mid-Amer. Christian98 63 Okla. Sci. & Arts 67 35

Oral Roberts

Loss, Non-Conf, S Site, H Home A Away N Neutral

Average RPI Win:	134	WON-LOST	WINNING	LAST 10	STRENGTH OF	OPP. STRENGTH	TEAM	ADJ.	CONF.	ADJ CONF.
Average RPI Loss:	30	RECORD	PCT. RANK	GAMES	SCHEDULE	OF SCHEDULE	RPI	RPI	RPI	RPI
DIV. I ONLY	17- 9	91	6- 4	33	15	37	37	1	1	
DIV. I NON-CONF.	10- 2	32	0- 0	145	108	47	47	1	1	
TOTALS	RPI 1-25	RPI 26-50	W-L RECORDS	RPI 51-100	RPI 101-150	RPI 150+				
17- 9	1- 7	0- 0	OVERALL	6- 1	4- 1	6- 0				
10- 3	1- 2	0- 0	HOME	4- 1	2- 0	3- 0				
5- 5	0- 4	0- 0	AWAY	2- 0	2- 1	1- 0				
2- 1	0- 1	0- 0	NEUTRAL	0- 0	0- 0	2- 0				
10- 2	0- 1	0- 0	NON-CONFERENCE	1- 0	3- 1	6- 0				
6- 0	0- 0	0- 0	HOME	1- 0	2- 0	3- 0				
2- 1	0- 0	0- 0	AWAY	0- 0	1- 1	1- 0				
2- 1	0- 1	0- 0	NEUTRAL	0- 0	0- 0	2- 0				
7- 7	1- 6	0- 0	CONFERENCE	5- 1	1- 0	0- 0				
4- 3	1- 2	0- 0	HOME	3- 1	0- 0	0- 0				
3- 4	0- 4	0- 0	AWAY	2- 0	1- 0	0- 0				
0- 0	0- 0	0- 0	NEUTRAL	0- 0	0- 0	0- 0				

RPI 1-25				RPI 26-50				Team's RPI: 37				RPI 51-100				RPI 101+			
RPI	S	Opponent	Score	RPI	S	Opponent	Score	RPI	S	Opponent	Score	RPI	S	Opponent	Score	RPI	S	Opponent	Score
4	N	Mississippi St.	63 75									51	H	Utah	84 66	106	A	Clemson	87 59
7	H	Washington	77 99									52	H	Michigan St.	88 55	112	A	Ole Miss	67 83
9	A	Oregon St.	60 67									56	A	Southern California	59 53	117	A	Arizona	79 65
9	H	Oregon St.	40 43									56	H	Southern California	73 50	124	H	Idaho	73 70
11	A	Stanford	60 81									67	A	California	69 66	134	H	Lamar University	84 67
12	A	UCLA	63 79									81	H	Colorado	71 66	161	H	UTSA	77 63
12	H	UCLA	84 75									87	H	Washington St.	59 75	200	N	San Jose St.	91 62
23	A	Arizona St.	63 68													256	N	Portland St.	90 46
																263	H	CSU Bakersfield	77 62
																267	A	Hawaii	86 49
																269	H	Portland	81 41
LAST 12 Division I GAMES:																			
56	H	Southern California	73 50	51	H	Utah	84 66												
12	H	UCLA	84 75	81	H	Colorado	71 66												
23	A	Arizona St.	63 68	12	A	UCLA	63 79												
117	A	Arizona	79 65	56	A	Southern California	59 53												
9	A	Oregon St.	60 67	67	A	California	69 66												
9	H	Oregon St.	40 43	11	A	Stanford	60 81												

Non-Div I Games:

Oregon

■ Loss, 
 ■ Non-Conf, S Site, 
 ■ Home 
 ■ Away 
 N Neutral

Average RPI Win:	98	WON-LOST	WINNING	LAST 10	STRENGTH OF	OPP. STRENGTH	TEAM	ADJ.	CONF.	ADJ CONF.
Average RPI Loss:	37	RECORD	PCT. RANK	GAMES	SCHEDULE	OF SCHEDULE	RPI	RPI	RPI	RPI
DIV. I ONLY	23- 3	6	8- 2	19	30	9	9	1	1	
DIV. I NON-CONF.	11- 1	12	0- 0	62	181	19	19	1	1	
TOTALS	RPI 1-25	RPI 26-50	W-L RECORDS	RPI 51-100	RPI 101-150	RPI 150+				
23- 3	4- 1	3- 1	OVERALL	8- 1	4- 0	4- 0				
12- 2	2- 0	1- 1	HOME	3- 1	2- 0	4- 0				
6- 1	2- 1	1- 0	AWAY	2- 0	1- 0	0- 0				
5- 0	0- 0	1- 0	NEUTRAL	3- 0	1- 0	0- 0				
11- 1	0- 0	1- 1	NON-CONFERENCE	3- 0	3- 0	4- 0				
6- 1	0- 0	0- 1	HOME	0- 0	2- 0	4- 0				
0- 0	0- 0	0- 0	AWAY	0- 0	0- 0	0- 0				
5- 0	0- 0	1- 0	NEUTRAL	3- 0	1- 0	0- 0				
12- 2	4- 1	2- 0	CONFERENCE	5- 1	1- 0	0- 0				
6- 1	2- 0	1- 0	HOME	3- 1	0- 0	0- 0				
6- 1	2- 1	1- 0	AWAY	2- 0	1- 0	0- 0				
0- 0	0- 0	0- 0	NEUTRAL	0- 0	0- 0	0- 0				

RPI S	Opponent	Score	RPI S	Opponent	Score	RPI S	Opponent	Score	RPI S	Opponent	Score
7	H Washington	73 70	37	A Oregon	43 40	51	H Utah	70 44	104	H UC Davis	93 52
11	A Stanford	72 69	37	H Oregon	67 60	56	A Southern California	74 60	117	A Arizona	65 57
12	A UCLA	56 66	43	H Marquette	73 74	56	H Southern California	50 70	124	N Idaho	60 49
12	H UCLA	68 61	46	N Quinnipiac	75 60	67	A California	66 56	134	H Lamar University	88 56
23	A Arizona St.	54 45				79	N Oklahoma St.	73 54	174	H Idaho St.	61 38
						81	H Colorado	81 57	269	H Portland	62 45
						84	N UNLV	62 59	274	H Ark.-Pine Bluff	73 40
						87	H Washington St.	80 58	287	H Southern Utah	77 38
						91	N BYU	65 56			
LAST 12 Division I GAMES:											
12	H UCLA	68 61	81	H Colorado	81 57						
56	H Southern California	50 70	51	H Utah	70 44						
117	A Arizona	65 57	56	A Southern California	74 60						
23	A Arizona St.	54 45	12	A UCLA	56 66						
37	H Oregon	67 60	11	A Stanford	72 69						
37	A Oregon	43 40	67	A California	66 56						

Non-Div I Games:

Oregon St.

■ Loss, 
■ Non-Conf, S Site, 
■ Home 
■ Away 
N Neutral

Average RPI Win: <b>212</b>	WON-LOST	WINNING	LAST 10	STRENGTH OF	OPP. STRENGTH	TEAM	ADJ.	CONF.	ADJ CONF.
Average RPI Loss: <b>131</b>	RECORD	PCT. RANK	GAMES	SCHEDULE	OF SCHEDULE	RPI	RPI	RPI	RPI
DIV. I ONLY	7- 16	278	2- 8	95	175	218	218	14	14
DIV. I NON-CONF.	2- 7	284	0- 0	20	185	189	189	13	13
TOTALS	RPI 1-25	RPI 26-50	W-L RECORDS	RPI 51-100	RPI 101-150	RPI 150+			
7- 16	0- 1	0- 1	OVERALL	1- 3	0- 5	6- 6			
4- 8	0- 0	0- 1	HOME	0- 2	0- 3	4- 2			
3- 8	0- 1	0- 0	AWAY	1- 1	0- 2	2- 4			
0- 0	0- 0	0- 0	NEUTRAL	0- 0	0- 0	0- 0			
2- 7	0- 1	0- 1	NON-CONFERENCE	0- 1	0- 3	2- 1			
1- 5	0- 0	0- 1	HOME	0- 1	0- 2	1- 1			
1- 2	0- 1	0- 0	AWAY	0- 0	0- 1	1- 0			
0- 0	0- 0	0- 0	NEUTRAL	0- 0	0- 0	0- 0			
5- 9	0- 0	0- 0	CONFERENCE	1- 2	0- 2	4- 5			
3- 3	0- 0	0- 0	HOME	0- 1	0- 1	3- 1			
2- 6	0- 0	0- 0	AWAY	1- 1	0- 1	1- 4			
0- 0	0- 0	0- 0	NEUTRAL	0- 0	0- 0	0- 0			

RPI 1-25				RPI 26-50				RPI 51-100				RPI 101+ Team's RPI: 218			
RPI	S	Opponent	Score	RPI	S	Opponent	Score	RPI	S	Opponent	Score	RPI	S	Opponent	Score
12	A	UCLA	55 <b>82</b>	43	H	Marquette	75 <b>89</b>	65	A	Gonzaga	65 63	104	H	UC Davis	87 <b>95</b>
								70	H	Montana St.	66 <b>72</b>	110	A	Long Beach St.	58 <b>66</b>
								91	A	BYU	50 <b>68</b>	114	H	Northern Colo.	56 <b>60</b>
								91	H	BYU	55 <b>68</b>	123	A	St. Mary's (CA)	74 <b>82</b>
												123	H	St. Mary's (CA)	54 <b>63</b>
												155	A	Santa Clara	51 <b>68</b>
												157	H	Fresno St.	67 <b>74</b>
												159	A	San Francisco	64 <b>67</b>
												159	H	San Francisco	63 60
												200	A	San Jose St.	99 96
												214	H	Loyola Marymount	52 <b>65</b>
												233	A	San Diego	71 <b>73</b>
												233	H	San Diego	84 64
												263	H	CSU Bakersfield	91 61
												269	A	Portland	84 74
												293	A	Pepperdine	58 <b>59</b>
												293	H	Pepperdine	80 79
LAST 12 Division I GAMES:															
155	A	Santa Clara	51 <b>68</b>	91	A	BYU	50 <b>68</b>								
233	A	San Diego	71 <b>73</b>	123	H	St. Mary's (CA)	54 <b>63</b>								
293	H	Pepperdine	80 79	159	H	San Francisco	63 60								
123	A	St. Mary's (CA)	74 <b>82</b>	293	A	Pepperdine	58 <b>59</b>								
159	A	San Francisco	64 <b>67</b>	91	H	BYU	55 <b>68</b>								
214	H	Loyola Marymount	52 <b>65</b>	233	H	San Diego	84 64								

Non-Div I Games: UC Merced 111 50 William Jessup 103 65

Pacific

Loss, Non-Conf, S Site, H Home A Away N Neutral

Average RPI Win:	193	WON-LOST	WINNING	LAST 10	STRENGTH OF	OPP. STRENGTH	TEAM	ADJ.	CONF.	ADJ CONF.
Average RPI Loss:	92	RECORD	PCT. RANK	GAMES	SCHEDULE	OF SCHEDULE	RPI	RPI	RPI	RPI
DIV. I ONLY	13- 6	73	7- 2	126	121	90	90	9	9	
DIV. I NON-CONF.	6- 6	165	2- 2	235	109	180	180	9	9	
TOTALS	RPI 1-25	RPI 26-50	W-L RECORDS	RPI 51-100	RPI 101-150	RPI 150+				
13- 6	0- 2	1- 1	OVERALL	0- 0	4- 1	8- 2				
4- 5	0- 1	1- 1	HOME	0- 0	2- 1	1- 2				
9- 1	0- 1	0- 0	AWAY	0- 0	2- 0	7- 0				
0- 0	0- 0	0- 0	NEUTRAL	0- 0	0- 0	0- 0				
6- 6	0- 2	0- 1	NON-CONFERENCE	0- 0	0- 1	6- 2				
0- 5	0- 1	0- 1	HOME	0- 0	0- 1	0- 2				
6- 1	0- 1	0- 0	AWAY	0- 0	0- 0	6- 0				
0- 0	0- 0	0- 0	NEUTRAL	0- 0	0- 0	0- 0				
7- 0	0- 0	1- 0	CONFERENCE	0- 0	4- 0	2- 0				
4- 0	0- 0	1- 0	HOME	0- 0	2- 0	1- 0				
3- 0	0- 0	0- 0	AWAY	0- 0	2- 0	1- 0				
0- 0	0- 0	0- 0	NEUTRAL	0- 0	0- 0	0- 0				

RPI 1-25				RPI 26-50				RPI 51-100				Team's RPI: 90	RPI 101+			
RPI	S	Opponent	Score	RPI	S	Opponent	Score	RPI	S	Opponent	Score		RPI	S	Opponent	Score
10	A	Duke	55 68	26	H	Harvard	63 43						108	H	Saint Joseph's	53 57
24	H	Temple	53 63	50	H	Villanova	48 60						128	A	Cornell	61 55
													133	A	Princeton	62 57
													142	H	Yale	66 55
													148	H	Brown	86 60
													162	H	La Salle	56 58
													165	A	CSUN	47 36
													173	A	UC Riverside	71 55
													177	A	Columbia	64 54
													198	H	Binghamton	48 61
													230	A	Richmond	47 44
													231	H	Dartmouth	68 38
													307	A	Rhode Island	75 43
													315	A	Lafayette	64 47
													333	A	Wagner	63 39
LAST 12 Division I GAMES:																
128	A	Cornell	61 55	148	H	Brown	86 60									
177	A	Columbia	64 54	142	H	Yale	66 55									
231	H	Dartmouth	68 38	133	A	Princeton	62 57									
26	H	Harvard	63 43	173	A	UC Riverside	71 55									
24	H	Temple	53 63	165	A	CSUN	47 36									
50	H	Villanova	48 60	230	A	Richmond	47 44									

Non-Div I Games: Stevens 89 43

Penn

■ Loss, 
 ■ Non-Conf, S Site, 
 ■ Home 
 ■ Away 
 N Neutral

Average RPI Win:	172	WON-LOST	WINNING	LAST 10	STRENGTH OF	OPP. STRENGTH	TEAM	ADJ.	CONF.	ADJ CONF.
Average RPI Loss:	67	RECORD	PCT. RANK	GAMES	SCHEDULE	OF SCHEDULE	RPI	RPI	RPI	RPI
DIV. I ONLY	18- 8	71	7- 3	155	57	76	76	6	6	
DIV. I NON-CONF.	10- 2	32	0- 0	230	131	77	77	6	6	
TOTALS	RPI 1-25	RPI 26-50	W-L RECORDS	RPI 51-100	RPI 101-150	RPI 150+				
18- 8	1- 2	1- 3	OVERALL	3- 2	0- 0	13- 1				
13- 1	1- 0	1- 1	HOME	2- 0	0- 0	9- 0				
4- 6	0- 2	0- 1	AWAY	1- 2	0- 0	3- 1				
1- 1	0- 0	0- 1	NEUTRAL	0- 0	0- 0	1- 0				
10- 2	1- 0	0- 1	NON-CONFERENCE	0- 1	0- 0	9- 0				
7- 0	1- 0	0- 0	HOME	0- 0	0- 0	6- 0				
2- 1	0- 0	0- 0	AWAY	0- 1	0- 0	2- 0				
1- 1	0- 0	0- 1	NEUTRAL	0- 0	0- 0	1- 0				
8- 6	0- 2	1- 2	CONFERENCE	3- 1	0- 0	4- 1				
6- 1	0- 0	1- 1	HOME	2- 0	0- 0	3- 0				
2- 5	0- 2	0- 1	AWAY	1- 1	0- 0	1- 1				
0- 0	0- 0	0- 0	NEUTRAL	0- 0	0- 0	0- 0				

RPI S	Opponent	Score	RPI S	Opponent	Score	RPI S	Opponent	Score	RPI S	Opponent	Score
14	H Tennessee	70 56	41	A Indiana	66 72	55	H Minnesota	77 66	154	H Pittsburgh	91 62
18	A Maryland	83 89	41	H Indiana	70 89	57	A Northwestern	74 58	160	H Iona	80 67
25	A Ohio St.	72 87	47	H Iowa	71 58	66	A Drexel	60 83	164	A Boston College	60 56
			49	N Georgetown	54 68	99	A Purdue	51 64	186	A Illinois	80 62
						99	H Purdue	79 73	186	H Illinois	82 66
									190	H American	70 65
									194	A Rutgers	45 61
									201	H Nebraska	86 69
									207	H Wisconsin	76 46
									226	H Akron	84 71
									251	H Marshall	82 80
									258	N Georgia St.	69 42
									316	H Saint Peter's	106 50
									319	A Holy Cross	84 48
LAST 12 Division I GAMES:											
186	A Illinois	80 62	41	A Indiana	66 72						
99	H Purdue	79 73	201	H Nebraska	86 69						
55	H Minnesota	77 66	207	H Wisconsin	76 46						
57	A Northwestern	74 58	18	A Maryland	83 89						
25	A Ohio St.	72 87	99	A Purdue	51 64						
186	H Illinois	82 66	47	H Iowa	71 58						

Non-Div I Games:

Penn St.

# Pepperdine

Through Games Of Feb. 14, 2017

Average RPI Win:	216	WON-LOST	WINNING	LAST 10	STRENGTH OF	OPP. STRENGTH	TEAM	ADJ.	CONF.	ADJ CONF.
Average RPI Loss:	183	RECORD	PCT. RANK	GAMES	SCHEDULE	OF SCHEDULE	RPI	RPI	RPI	RPI
DIV. I ONLY	7- 18	289	3- 7	217	224	293	293	14	14	
DIV. I NON-CONF.	2- 9	293	0- 0	247	332	322	322	13	13	
TOTALS	RPI 1-25	RPI 26-50	W-L RECORDS	RPI 51-100	RPI 101-150	RPI 150+				
7- 18	0- 1	0- 0	OVERALL	1- 4	0- 2	6- 11				
5- 7	0- 1	0- 0	HOME	1- 2	0- 2	4- 2				
2- 11	0- 0	0- 0	AWAY	0- 2	0- 0	2- 9				
0- 0	0- 0	0- 0	NEUTRAL	0- 0	0- 0	0- 0				
2- 9	0- 1	0- 0	NON-CONFERENCE	0- 1	0- 1	2- 6				
1- 4	0- 1	0- 0	HOME	0- 1	0- 1	1- 1				
1- 5	0- 0	0- 0	AWAY	0- 0	0- 0	1- 5				
0- 0	0- 0	0- 0	NEUTRAL	0- 0	0- 0	0- 0				
5- 9	0- 0	0- 0	CONFERENCE	1- 3	0- 1	4- 5				
4- 3	0- 0	0- 0	HOME	1- 1	0- 1	3- 1				
1- 6	0- 0	0- 0	AWAY	0- 2	0- 0	1- 4				
0- 0	0- 0	0- 0	NEUTRAL	0- 0	0- 0	0- 0				

RPI S	Opponent	Score	RPI S	Opponent	Score	RPI S	Opponent	Score	RPI S	Opponent	Score	Team's RPI: 293
10	H Duke	65 99				65	A Gonzaga	61 83	110	H Long Beach St.	41 44	
						65	H Gonzaga	79 69	123	H St. Mary's (CA)	60 81	
						84	H UNLV	61 68	155	A Santa Clara	40 61	
						91	A BYU	49 88	159	H San Francisco	81 59	
						91	H BYU	47 73	179	A New Mexico St.	66 75	
									214	A Loyola Marymount	60 72	
									218	A Pacific	79 80	
									218	H Pacific	59 58	
									233	A San Diego	55 42	
									233	H San Diego	57 40	
									244	A UC Santa Barbara	57 66	
									259	A Cal Poly	52 62	
									263	H CSU Bakersfield	62 57	
									269	A Portland	55 75	
									269	H Portland	61 71	
									284	H Nevada	60 69	
									295	A Denver	67 75	
									329	A Utah Valley	65 72	
									341	A Cal St. Fullerton	69 58	
LAST 12 Division I GAMES:												
233	H San Diego	57 40	123	H St. Mary's (CA)	60 81							
91	A BYU	49 88	91	H BYU	47 73							
218	A Pacific	79 80	155	A Santa Clara	40 61							
159	H San Francisco	81 59	218	H Pacific	59 58							
65	A Gonzaga	61 83	233	A San Diego	55 42							
269	A Portland	55 75	214	A Loyola Marymount	60 72							

Non-Div I Games:

Pepperdine

Loss, Non-Conf, S Site, H Home A Away N Neutral



Average RPI Win:	230	WON-LOST	WINNING	LAST 10	STRENGTH OF	OPP. STRENGTH	TEAM	ADJ.	CONF.	ADJ CONF.
Average RPI Loss:	53	RECORD	PCT. RANK	GAMES	SCHEDULE	OF SCHEDULE	RPI	RPI	RPI	RPI
DIV. I ONLY	11- 13	197	2- 8	67	71	154	154	3	3	
DIV. I NON-CONF.	8- 4	97	0- 0	268	267	185	185	4	4	
TOTALS	RPI 1-25	RPI 26-50	W-L RECORDS	RPI 51-100	RPI 101-150	RPI 150+				
11- 13	0- 5	0- 2	OVERALL	1- 3	2- 3	8- 0				
9- 5	0- 2	0- 0	HOME	1- 1	2- 2	6- 0				
0- 8	0- 3	0- 2	AWAY	0- 2	0- 1	0- 0				
2- 0	0- 0	0- 0	NEUTRAL	0- 0	0- 0	2- 0				
8- 4	0- 0	0- 0	NON-CONFERENCE	0- 2	1- 2	7- 0				
6- 2	0- 0	0- 0	HOME	0- 1	1- 1	5- 0				
0- 2	0- 0	0- 0	AWAY	0- 1	0- 1	0- 0				
2- 0	0- 0	0- 0	NEUTRAL	0- 0	0- 0	2- 0				
3- 9	0- 5	0- 2	CONFERENCE	1- 1	1- 1	1- 0				
3- 3	0- 2	0- 0	HOME	1- 0	1- 1	1- 0				
0- 6	0- 3	0- 2	AWAY	0- 1	0- 0	0- 0				
0- 0	0- 0	0- 0	NEUTRAL	0- 0	0- 0	0- 0				

RPI 1-25				RPI 26-50				RPI 51-100				RPI 101+ Team's RPI: 154			
RPI	S	Opponent	Score	RPI	S	Opponent	Score	RPI	S	Opponent	Score	RPI	S	Opponent	Score
2	A	Notre Dame	54 86	28	A	North Carolina St.	42 55	69	A	Wake Forest	48 57	103	H	Charlotte	63 70
10	A	Duke	48 62	33	A	Syracuse	65 93	72	H	Virginia	62 54	106	H	Clemson	46 54
13	A	Louisville	52 73					76	A	Penn St.	62 91	109	H	North Carolina	68 48
13	H	Louisville	48 63					99	H	Purdue	61 67	113	A	Duquesne	54 63
20	H	Miami (FL)	50 82									128	H	Cornell	56 44
												164	H	Boston College	56 43
												261	H	Loyola Maryland	74 44
												268	N	McNeese	71 65
												291	N	UTEP	71 46
												297	H	Bryant	76 60
												304	H	Mt. St. Mary's	89 54
												314	H	Youngstown St.	63 50
												321	H	Loyola Chicago	59 35
LAST 12 Division I GAMES:															
10	A	Duke	48 62	72	H	Virginia	62 54								
106	H	Clemson	46 54	109	H	North Carolina	68 48								
69	A	Wake Forest	48 57	2	A	Notre Dame	54 86								
33	A	Syracuse	65 93	13	A	Louisville	52 73								
13	H	Louisville	48 63	164	H	Boston College	56 43								
28	A	North Carolina St.	42 55	20	H	Miami (FL)	50 82								

Non-Div I Games: Slippery Rock 94 48

Pittsburgh

■ Loss, 
■ Non-Conf, 
■ S Site, 
■ H Home 
■ A Away 
N Neutral

Average RPI Win: <b>264</b>	WON-LOST	WINNING	LAST 10	STRENGTH OF	OPP. STRENGTH	TEAM	ADJ.	CONF.	ADJ CONF.
Average RPI Loss: <b>124</b>	RECORD	PCT. RANK	GAMES	SCHEDULE	OF SCHEDULE	RPI	RPI	RPI	RPI
DIV. I ONLY	4- 20	325	2- 8	83	135	269	269	14	14
DIV. I NON-CONF.	1- 9	323	0- 0	22	85	227	227	13	13
TOTALS	RPI 1-25	RPI 26-50	W-L RECORDS	RPI 51-100	RPI 101-150	RPI 150+			
4- 20	0- 2	0- 1	OVERALL	0- 6	0- 3	4- 8			
3- 8	0- 1	0- 0	HOME	0- 3	0- 1	3- 3			
1- 11	0- 1	0- 1	AWAY	0- 2	0- 2	1- 5			
0- 1	0- 0	0- 0	NEUTRAL	0- 1	0- 0	0- 0			
1- 9	0- 2	0- 1	NON-CONFERENCE	0- 3	0- 1	1- 2			
1- 2	0- 1	0- 0	HOME	0- 1	0- 0	1- 0			
0- 6	0- 1	0- 1	AWAY	0- 1	0- 1	0- 2			
0- 1	0- 0	0- 0	NEUTRAL	0- 1	0- 0	0- 0			
3- 11	0- 0	0- 0	CONFERENCE	0- 3	0- 2	3- 6			
2- 6	0- 0	0- 0	HOME	0- 2	0- 1	2- 3			
1- 5	0- 0	0- 0	AWAY	0- 1	0- 1	1- 3			
0- 0	0- 0	0- 0	NEUTRAL	0- 0	0- 0	0- 0			

RPI 1-25				RPI 26-50				RPI 51-100				RPI 101+ Team's RPI: 269			
RPI	S	Opponent	Score	RPI	S	Opponent	Score	RPI	S	Opponent	Score	RPI	S	Opponent	Score
7	H	Washington	53 <b>83</b>	37	A	Oregon	41 <b>81</b>	56	N	Southern California	54 <b>67</b>	104	A	UC Davis	52 <b>66</b>
9	A	Oregon St.	45 <b>62</b>					65	A	Gonzaga	55 <b>67</b>	123	A	St. Mary's (CA)	76 <b>92</b>
								65	H	Gonzaga	50 <b>85</b>	123	H	St. Mary's (CA)	65 <b>75</b>
								70	H	Montana St.	66 <b>70</b>	155	A	Santa Clara	56 <b>68</b>
								88	A	Boise St.	60 <b>74</b>	155	H	Santa Clara	44 <b>56</b>
								91	H	BYU	38 <b>77</b>	159	H	San Francisco	56 <b>75</b>
												214	A	Loyola Marymount	54 <b>69</b>
												214	H	Loyola Marymount	71 56
												215	A	Weber St.	37 <b>76</b>
												218	H	Pacific	74 <b>84</b>
												233	A	San Diego	40 <b>57</b>
												256	H	Portland St.	79 68
												284	A	Nevada	59 <b>72</b>
												293	A	Pepperdine	71 61
												293	H	Pepperdine	75 55
LAST 12 Division I GAMES:															
214	H	Loyola Marymount	71 56	65	H	Gonzaga	50 <b>85</b>								
123	H	St. Mary's (CA)	65 <b>75</b>	159	H	San Francisco	56 <b>75</b>								
91	H	BYU	38 <b>77</b>	214	A	Loyola Marymount	54 <b>69</b>								
155	A	Santa Clara	56 <b>68</b>	123	A	St. Mary's (CA)	76 <b>92</b>								
233	A	San Diego	40 <b>57</b>	65	A	Gonzaga	55 <b>67</b>								
293	H	Pepperdine	75 55	155	H	Santa Clara	44 <b>56</b>								

Non-Div I Games: Alas. Anchorage 66 57

Portland

■ Loss, 
 ■ Non-Conf, S Site, 
 ■ Home 
 ■ Away 
 N Neutral

Average RPI Win:	295	WON-LOST	WINNING	LAST 10	STRENGTH OF	OPP. STRENGTH	TEAM	ADJ.	CONF.	ADJ CONF.
Average RPI Loss:	138	RECORD	PCT. RANK	GAMES	SCHEDULE	OF SCHEDULE	RPI	RPI	RPI	RPI
DIV. I ONLY	9- 14	233	4- 6	309	176	256	256	19	19	
DIV. I NON-CONF.	5- 6	186	0- 0	320	113	233	233	18	18	
TOTALS	RPI 1-25	RPI 26-50	W-L RECORDS	RPI 51-100	RPI 101-150	RPI 150+				
9- 14	0- 1	0- 1	OVERALL	0- 2	0- 5	9- 5				
4- 3	0- 0	0- 0	HOME	0- 0	0- 2	4- 1				
3- 9	0- 0	0- 0	AWAY	0- 0	0- 0	3- 1				
2- 2	0- 1	0- 1	NEUTRAL	0- 0	0- 0	2- 0				
5- 6	0- 1	0- 1	NON-CONFERENCE	0- 1	0- 1	5- 2				
2- 0	0- 0	0- 0	HOME	0- 0	0- 0	2- 0				
1- 4	0- 0	0- 0	AWAY	0- 1	0- 1	1- 2				
2- 2	0- 1	0- 1	NEUTRAL	0- 0	0- 0	2- 0				
4- 8	0- 0	0- 0	CONFERENCE	0- 1	0- 4	4- 3				
2- 3	0- 0	0- 0	HOME	0- 0	0- 2	2- 1				
2- 5	0- 0	0- 0	AWAY	0- 1	0- 2	2- 2				
0- 0	0- 0	0- 0	NEUTRAL	0- 0	0- 0	0- 0				

RPI 1-25				RPI 26-50				RPI 51-100				RPI 101+ Team's RPI: 256			
RPI	S	Opponent	Score	RPI	S	Opponent	Score	RPI	S	Opponent	Score	RPI	S	Opponent	Score
17	N	Oklahoma	60 74	37	N	Oregon	46 90	70	A	Montana St.	76 83	114	A	Northern Colo.	62 91
								88	A	Boise St.	76 94	117	A	Arizona	52 75
												124	H	Idaho	66 72
												125	H	Eastern Wash.	62 68
												135	A	North Dakota	61 65
												165	A	CSUN	72 99
												174	A	Idaho St.	47 53
												215	A	Weber St.	75 85
												227	A	Seattle U	79 71
												269	A	Portland	68 79
												273	N	Kennesaw St.	71 61
												282	N	Northern Ky.	77 54
												286	A	Sacramento St.	88 86
												286	H	Sacramento St.	68 77
												287	H	Southern Utah	81 74
												305	H	Northern Ariz.	56 55
												326	A	Montana	64 44
												327	H	UC Irvine	79 73
												341	H	Cal St. Fullerton	81 73
LAST 12 Division I GAMES:															
215	A	Weber St.	75 85	326	A	Montana	64 44								
174	A	Idaho St.	47 53	287	H	Southern Utah	81 74								
125	H	Eastern Wash.	62 68	305	H	Northern Ariz.	56 55								
124	H	Idaho	66 72	286	A	Sacramento St.	88 86								
286	H	Sacramento St.	68 77	114	A	Northern Colo.	62 91								
70	A	Montana St.	76 83	135	A	North Dakota	61 65								

Non-Div I Games: Pacific Union 93 61

Portland St.

■ Loss, 
 ■ Non-Conf, 
 ■ S Site, 
 ■ Home 
 ■ A Away 
 N Neutral

Average RPI Win:	275	WON-LOST	WINNING	LAST 10	STRENGTH OF	OPP. STRENGTH	TEAM	ADJ.	CONF.	ADJ CONF.
Average RPI Loss:	189	RECORD	PCT. RANK	GAMES	SCHEDULE	OF SCHEDULE	RPI	RPI	RPI	RPI
DIV. I ONLY	8- 16	259	3- 7	240	337	299	299	30	30	
DIV. I NON-CONF.	5- 7	205	0- 0	95	276	160	160	30	30	
TOTALS	RPI 1-25	RPI 26-50	W-L RECORDS	RPI 51-100	RPI 101-150	RPI 150+				
8- 16	0- 2	0- 0	OVERALL	0- 3	0- 0	8- 11				
7- 2	0- 0	0- 0	HOME	0- 0	0- 0	7- 2				
0- 14	0- 0	0- 0	AWAY	0- 0	0- 0	0- 1				
1- 0	0- 0	0- 0	NEUTRAL	0- 0	0- 0	1- 0				
5- 7	0- 2	0- 0	NON-CONFERENCE	0- 3	0- 0	5- 2				
4- 0	0- 0	0- 0	HOME	0- 0	0- 0	4- 0				
0- 7	0- 2	0- 0	AWAY	0- 3	0- 0	0- 2				
1- 0	0- 0	0- 0	NEUTRAL	0- 0	0- 0	1- 0				
3- 9	0- 0	0- 0	CONFERENCE	0- 0	0- 0	3- 9				
3- 2	0- 0	0- 0	HOME	0- 0	0- 0	3- 2				
0- 7	0- 0	0- 0	AWAY	0- 0	0- 0	0- 7				
0- 0	0- 0	0- 0	NEUTRAL	0- 0	0- 0	0- 0				

RPI 1-25				RPI 26-50				RPI 51-100				RPI 101+ Team's RPI: 299			
RPI	S	Opponent	Score	RPI	S	Opponent	Score	RPI	S	Opponent	Score	RPI	S	Opponent	Score
15	A	Texas A&M	62 90					85	A	Texas Tech	43 85	175	H	Texas St.	64 60
19	A	DePaul	62 94					86	A	SMU	54 61	189	A	Rice	57 68
								95	A	SFA	64 88	199	A	Texas Southern	51 73
												199	H	Texas Southern	62 70
												216	A	Grambling	55 60
												216	H	Grambling	51 49
												219	H	Alabama St.	61 75
												221	H	Bethune-Cookman	66 64
												228	A	Southern U.	72 86
												251	N	Marshall	78 68
												260	A	UTRGV	74 82
												274	A	Ark.-Pine Bluff	47 64
												294	A	Alcorn	55 62
												296	H	Nicholls St.	69 67
												306	A	Mississippi Val.	55 64
												342	H	Sam Houston St.	75 65
												347	A	Jackson St.	60 74
												347	H	Jackson St.	73 63
												349	H	Alabama A&M	71 47
LAST 12 Division I GAMES:															
216	A	Grambling	55 60	306	A	Mississippi Val.	55 64								
347	A	Jackson St.	60 74	216	H	Grambling	51 49								
199	A	Texas Southern	51 73	347	H	Jackson St.	73 63								
219	H	Alabama St.	61 75	199	H	Texas Southern	62 70								
349	H	Alabama A&M	71 47	294	A	Alcorn	55 62								
274	A	Ark.-Pine Bluff	47 64	228	A	Southern U.	72 86								

Non-Div I Games:

Prairie View

Presbyterian

Through Games Of Feb. 14, 2017

Average RPI Win:	271	WON-LOST	WINNING	LAST 10	STRENGTH OF	OPP. STRENGTH	TEAM	ADJ.	CONF.	ADJ CONF.
Average RPI Loss:	163	RECORD	PCT. RANK	GAMES	SCHEDULE	OF SCHEDULE	RPI	RPI	RPI	RPI
DIV. I ONLY	10- 14	220	6- 4	205	309	220	220	28	28	
DIV. I NON-CONF.	2- 9	293	0- 0	76	254	218	218	28	28	
TOTALS	RPI 1-25	RPI 26-50	W-L RECORDS	RPI 51-100	RPI 101-150	RPI 150+				
10- 14	0- 0	0- 1	OVERALL	0- 4	1- 2	9- 7				
5- 5	0- 0	0- 0	HOME	0- 2	1- 0	4- 3				
5- 8	0- 0	0- 1	AWAY	0- 2	0- 2	5- 3				
0- 1	0- 0	0- 0	NEUTRAL	0- 0	0- 0	0- 1				
2- 9	0- 0	0- 1	NON-CONFERENCE	0- 4	0- 2	2- 2				
0- 3	0- 0	0- 0	HOME	0- 2	0- 0	0- 1				
2- 5	0- 0	0- 1	AWAY	0- 2	0- 2	2- 0				
0- 1	0- 0	0- 0	NEUTRAL	0- 0	0- 0	0- 1				
8- 5	0- 0	0- 0	CONFERENCE	0- 0	1- 0	7- 5				
5- 2	0- 0	0- 0	HOME	0- 0	1- 0	4- 2				
3- 3	0- 0	0- 0	AWAY	0- 0	0- 0	3- 3				
0- 0	0- 0	0- 0	NEUTRAL	0- 0	0- 0	0- 0				

RPI S	Opponent	Score	RPI S	Opponent	Score	RPI S	Opponent	Score	RPI S	Opponent	Score	Team's RPI: 220
41	A Indiana	37 71	60	A Virginia Tech	36 67	103	A Charlotte	63 71				
			65	A Gonzaga	39 79	137	H Radford	58 54				
			75	H Belmont	58 83	144	A East Carolina	46 54				
			77	H Chattanooga	48 56	199	N Texas Southern	62 74				
						208	H Campbell	39 49				
						223	A UNCG	69 62				
						234	A UNC Asheville	52 47				
						234	H UNC Asheville	60 67				
						235	A Charleston So.	34 52				
						235	H Charleston So.	50 48				
						253	A Liberty	60 68				
						253	H Liberty	56 55				
						266	A High Point	60 87				
						308	A Gardner-Webb	56 55				
						308	H Gardner-Webb	58 47				
						320	H USC Upstate	48 55				
						328	A Winthrop	78 39				
						336	H Longwood	65 55				
						343	A N.C. Central	72 63				
LAST 12 Division I GAMES:												
308	H Gardner-Webb	58 47	234	H UNC Asheville	60 67							
253	H Liberty	56 55	328	A Winthrop	78 39							
234	A UNC Asheville	52 47	235	H Charleston So.	50 48							
235	A Charleston So.	34 52	208	H Campbell	39 49							
137	H Radford	58 54	253	A Liberty	60 68							
266	A High Point	60 87	308	A Gardner-Webb	56 55							

Non-Div I Games:

Presbyterian

Loss, Non-Conf, S Site, H Home A Away N Neutral

Average RPI Win:	205	WON-LOST	WINNING	LAST 10	STRENGTH OF	OPP. STRENGTH	TEAM	ADJ.	CONF.	ADJ CONF.
Average RPI Loss:	85	RECORD	PCT. RANK	GAMES	SCHEDULE	OF SCHEDULE	RPI	RPI	RPI	RPI
DIV. I ONLY	11- 9	146	7- 3	121	103	133	133	9	9	
DIV. I NON-CONF.	6- 7	182	2- 3	222	62	191	191	9	9	
TOTALS	RPI 1-25	RPI 26-50	W-L RECORDS	RPI 51-100	RPI 101-150	RPI 150+				
11- 9	0- 1	1- 2	OVERALL	0- 2	2- 4	8- 0				
7- 4	0- 0	1- 0	HOME	0- 2	1- 2	5- 0				
4- 5	0- 1	0- 2	AWAY	0- 0	1- 2	3- 0				
0- 0	0- 0	0- 0	NEUTRAL	0- 0	0- 0	0- 0				
6- 7	0- 1	0- 2	NON-CONFERENCE	0- 1	0- 3	6- 0				
4- 2	0- 0	0- 0	HOME	0- 1	0- 1	4- 0				
2- 5	0- 1	0- 2	AWAY	0- 0	0- 2	2- 0				
0- 0	0- 0	0- 0	NEUTRAL	0- 0	0- 0	0- 0				
5- 2	0- 0	1- 0	CONFERENCE	0- 1	2- 1	2- 0				
3- 2	0- 0	1- 0	HOME	0- 1	1- 1	1- 0				
2- 0	0- 0	0- 0	AWAY	0- 0	1- 0	1- 0				
0- 0	0- 0	0- 0	NEUTRAL	0- 0	0- 0	0- 0				

RPI S	Opponent	Score	RPI S	Opponent	Score	RPI S	Opponent	Score	RPI S	Opponent	Score	Team's RPI: 133
21	A Kansas St.	42 60	26	H Harvard	63 58	54	H Dayton	56 62	116	H Rider	62 70	
			45	A Georgia Tech	51 67	90	H Penn	57 62	118	A Delaware	62 66	
			48	A George Washington	45 56				127	A Fordham	55 57	
									128	A Cornell	58 54	
									142	H Yale	74 62	
									148	H Brown	88 98	
									177	A Columbia	62 52	
									194	H Rutgers	64 34	
									197	H Seton Hall	94 67	
									210	A UMBC	69 58	
									231	H Dartmouth	85 55	
									300	A Lipscomb	71 43	
									315	H Lafayette	65 27	
									333	H Wagner	107 44	
LAST 12 Division I GAMES:												
177	A Columbia	62 52	90	H Penn	57 62							
128	A Cornell	58 54	300	A Lipscomb	71 43							
26	H Harvard	63 58	45	A Georgia Tech	51 67							
231	H Dartmouth	85 55	333	H Wagner	107 44							
142	H Yale	74 62	21	A Kansas St.	42 60							
148	H Brown	88 98	127	A Fordham	55 57							

Non-Div I Games:

Princeton

Providence

Through Games Of Feb. 14, 2017

Average RPI Win:	213	WON-LOST	WINNING	LAST 10	STRENGTH OF	OPP. STRENGTH	TEAM	ADJ.	CONF.	ADJ CONF.
Average RPI Loss:	84	RECORD	PCT. RANK	GAMES	SCHEDULE	OF SCHEDULE	RPI	RPI	RPI	RPI
DIV. I ONLY	10- 15	230	1- 9	108	79	167	167	7	7	
DIV. I NON-CONF.	8- 3	67	0- 0	288	265	104	104	7	7	
TOTALS	RPI 1-25	RPI 26-50	W-L RECORDS	RPI 51-100	RPI 101-150	RPI 150+				
10- 15	0- 4	1- 5	OVERALL	0- 1	0- 1	9- 4				
5- 5	0- 2	1- 2	HOME	0- 0	0- 0	4- 1				
3- 10	0- 2	0- 3	AWAY	0- 1	0- 1	3- 3				
2- 0	0- 0	0- 0	NEUTRAL	0- 0	0- 0	2- 0				
8- 3	0- 0	0- 0	NON-CONFERENCE	0- 0	0- 1	8- 2				
3- 0	0- 0	0- 0	HOME	0- 0	0- 0	3- 0				
3- 3	0- 0	0- 0	AWAY	0- 0	0- 1	3- 2				
2- 0	0- 0	0- 0	NEUTRAL	0- 0	0- 0	2- 0				
2- 12	0- 4	1- 5	CONFERENCE	0- 1	0- 0	1- 2				
2- 5	0- 2	1- 2	HOME	0- 0	0- 0	1- 1				
0- 7	0- 2	0- 3	AWAY	0- 1	0- 0	0- 1				
0- 0	0- 0	0- 0	NEUTRAL	0- 0	0- 0	0- 0				

RPI 1-25				RPI 26-50				RPI 51-100				RPI 101+ Team's RPI: 167			
RPI	S	Opponent	Score	RPI	S	Opponent	Score	RPI	S	Opponent	Score	RPI	S	Opponent	Score
19	A	DePaul	56 61	43	A	Marquette	74 79	73	A	St. John's (NY)	50 60	148	A	Brown	70 77
19	H	DePaul	55 64	43	H	Marquette	66 64					164	A	Boston College	53 57
22	A	Creighton	57 88	49	A	Georgetown	70 72					177	A	Columbia	64 66
22	H	Creighton	51 58	49	H	Georgetown	39 71					181	H	Xavier	51 54
				50	A	Villanova	43 61					183	A	Hartford	77 65
				50	H	Villanova	59 64					197	A	Seton Hall	43 55
												198	H	Binghamton	71 58
												206	A	UNCW	65 49
												209	A	Monmouth	62 58
												213	N	Miami (OH)	75 59
												237	H	Butler	68 51
												245	H	Colgate	92 85
												297	N	Bryant	62 51
												298	H	North Dakota St.	86 63
LAST 12 Division I GAMES:															
22	A	Creighton	57 88	197	A	Seton Hall	43 55								
50	A	Villanova	43 61	22	H	Creighton	51 58								
49	A	Georgetown	70 72	49	H	Georgetown	39 71								
19	H	DePaul	55 64	50	H	Villanova	59 64								
43	H	Marquette	66 64	43	A	Marquette	74 79								
73	A	St. John's (NY)	50 60	19	A	DePaul	56 61								

Non-Div I Games:

Providence

Loss, Non-Conf, S Site, H Home A Away N Neutral

Average RPI Win: <b>181</b>	WON-LOST	WINNING	LAST 10	STRENGTH OF	OPP. STRENGTH	TEAM	ADJ.	CONF.	ADJ CONF.
Average RPI Loss: <b>61</b>	RECORD	PCT. RANK	GAMES	SCHEDULE	OF SCHEDULE	RPI	RPI	RPI	RPI
DIV. I ONLY	15- 11	130	5- 5	69	82	99	99	6	6
DIV. I NON-CONF.	9- 5	112	0- 0	185	135	134	134	6	6
TOTALS	RPI 1-25	RPI 26-50	W-L RECORDS	RPI 51-100	RPI 101-150	RPI 150+			
15- 11	0- 3	0- 3	OVERALL	4- 3	1- 1	10- 1			
8- 5	0- 2	0- 1	HOME	3- 1	0- 0	5- 1			
5- 4	0- 0	0- 1	AWAY	1- 2	1- 1	3- 0			
2- 2	0- 1	0- 1	NEUTRAL	0- 0	0- 0	2- 0			
9- 5	0- 1	0- 1	NON-CONFERENCE	1- 1	1- 1	7- 1			
5- 2	0- 0	0- 0	HOME	1- 1	0- 0	4- 1			
2- 1	0- 0	0- 0	AWAY	0- 0	1- 1	1- 0			
2- 2	0- 1	0- 1	NEUTRAL	0- 0	0- 0	2- 0			
6- 6	0- 2	0- 2	CONFERENCE	3- 2	0- 0	3- 0			
3- 3	0- 2	0- 1	HOME	2- 0	0- 0	1- 0			
3- 3	0- 0	0- 1	AWAY	1- 2	0- 0	2- 0			
0- 0	0- 0	0- 0	NEUTRAL	0- 0	0- 0	0- 0			

RPI 1-25				RPI 26-50				RPI 51-100				Team's RPI: 99	RPI 101+			
RPI	S	Opponent	Score	RPI	S	Opponent	Score	RPI	S	Opponent	Score		RPI	S	Opponent	Score
11	N	Stanford	69 78	31	H	Michigan	62 72	52	A	Michigan St.	76 66		129	A	Maine	47 67
18	H	Maryland	70 85	41	A	Indiana	60 74	52	H	Michigan St.	66 54		146	A	Ball St.	58 42
25	H	Ohio St.	56 61	50	N	Villanova	44 58	57	A	Northwestern	60 76		154	A	Pittsburgh	67 61
								59	H	Central Mich.	62 51		168	H	Southern Ill.	61 64
								62	H	IUPUI	62 67		180	N	Northeastern	79 54
								76	A	Penn St.	73 79		186	A	Illinois	72 64
								76	H	Penn St.	64 51		201	H	Nebraska	88 45
													205	N	Wichita St.	86 49
													207	A	Wisconsin	79 57
													245	H	Colgate	71 51
													289	H	Eastern Mich.	77 50
													320	H	USC Upstate	71 41
													343	H	N.C. Central	61 27
LAST 12 Division I GAMES:																
				76	A	Penn St.	73 79	41	A	Indiana	60 74					
				31	H	Michigan	62 72	25	H	Ohio St.	56 61					
				186	A	Illinois	72 64	207	A	Wisconsin	79 57					
				18	H	Maryland	70 85	76	H	Penn St.	64 51					
				201	H	Nebraska	88 45	52	H	Michigan St.	66 54					
				52	A	Michigan St.	76 66	57	A	Northwestern	60 76					

Non-Div I Games:

Purdue

■ Loss, 
 ■ Non-Conf, S Site, 
 ■ Home 
 ■ Away 
 N Neutral



Quinnipiac

Through Games Of Feb. 14, 2017

Average RPI Win: <b>198</b>	WON-LOST	WINNING	LAST 10	STRENGTH OF	OPP. STRENGTH	TEAM	ADJ.	CONF.	ADJ CONF.
Average RPI Loss: <b>104</b>	RECORD	PCT. RANK	GAMES	SCHEDULE	OF SCHEDULE	RPI	RPI	RPI	RPI
DIV. I ONLY	20- 6	34	7- 3	116	188	46	46	18	18
DIV. I NON-CONF.	7- 3	83	0- 0	12	144	20	20	17	17
TOTALS	RPI 1-25	RPI 26-50	W-L RECORDS	RPI 51-100	RPI 101-150	RPI 150+			
20- 6	0- 2	0- 0	OVERALL	2- 1	3- 0	15- 3			
10- 1	0- 0	0- 0	HOME	1- 1	1- 0	8- 0			
8- 4	0- 0	0- 0	AWAY	1- 0	1- 0	6- 1			
2- 1	0- 1	0- 0	NEUTRAL	0- 0	1- 0	1- 0			
7- 3	0- 2	0- 0	NON-CONFERENCE	2- 1	1- 0	4- 0			
2- 1	0- 0	0- 0	HOME	1- 1	0- 0	1- 0			
3- 1	0- 1	0- 0	AWAY	1- 0	0- 0	2- 0			
2- 1	0- 1	0- 0	NEUTRAL	0- 0	1- 0	1- 0			
13- 3	0- 0	0- 0	CONFERENCE	0- 0	2- 0	11- 3			
8- 0	0- 0	0- 0	HOME	0- 0	1- 0	7- 0			
5- 3	0- 0	0- 0	AWAY	0- 0	1- 0	4- 3			
0- 0	0- 0	0- 0	NEUTRAL	0- 0	0- 0	0- 0			

RPI 1-25				RPI 26-50		Team's RPI: 46		RPI 51-100				RPI 101+			
RPI	S	Opponent	Score	RPI	S	Opponent	Score	RPI	S	Opponent	Score	RPI	S	Opponent	Score
9	N	Oregon St.	60 75					52	H	Michigan St.	54 71	110	N	Long Beach St.	63 60
24	A	Temple	68 71					54	A	Dayton	63 60	116	A	Rider	91 79
								96	H	FGCU	66 56	116	H	Rider	79 53
												160	A	Iona	44 58
												169	A	Fairfield	52 65
												169	H	Fairfield	60 55
												179	N	New Mexico St.	49 46
												180	H	Northeastern	76 59
												183	A	Hartford	82 59
												193	A	Siena	76 60
												193	H	Siena	73 47
												209	A	Monmouth	58 61
												209	H	Monmouth	74 54
												224	A	Niagara	71 64
												224	H	Niagara	61 45
												242	H	Marist	79 57
												246	A	Canisius	64 53
												283	H	Manhattan	81 38
												316	A	Saint Peter's	84 51
												316	H	Saint Peter's	82 47
												319	A	Holy Cross	78 55
LAST 12 Division I GAMES:															
193	A	Siena	76 60	116	H	Rider	79 53								
242	H	Marist	79 57	209	A	Monmouth	58 61								
209	H	Monmouth	74 54	169	H	Fairfield	60 55								
169	A	Fairfield	52 65	283	H	Manhattan	81 38								
160	A	Iona	44 58	246	A	Canisius	64 53								
224	H	Niagara	61 45	224	A	Niagara	71 64								

Non-Div I Games:

Quinnipiac

Loss, Non-Conf, S Site, H Home A Away N Neutral

Average RPI Win: <b>259</b>	WON-LOST	WINNING	LAST 10	STRENGTH OF	OPP. STRENGTH	TEAM	ADJ.	CONF.	ADJ CONF.
Average RPI Loss: <b>160</b>	RECORD	PCT. RANK	GAMES	SCHEDULE	OF SCHEDULE	RPI	RPI	RPI	RPI
DIV. I ONLY	16- 6	58	7- 3	330	212	137	137	28	28
DIV. I NON-CONF.	6- 3	97	0- 0	253	42	86	86	28	28
TOTALS	RPI 1-25	RPI 26-50	W-L RECORDS	RPI 51-100	RPI 101-150	RPI 150+			
16- 6	0- 1	0- 0	OVERALL	1- 1	0- 0	15- 4			
8- 0	0- 0	0- 0	HOME	0- 0	0- 0	8- 0			
8- 6	0- 0	0- 0	AWAY	1- 1	0- 0	7- 0			
0- 0	0- 0	0- 0	NEUTRAL	0- 0	0- 0	0- 0			
6- 3	0- 1	0- 0	NON-CONFERENCE	1- 1	0- 0	5- 1			
2- 0	0- 0	0- 0	HOME	0- 0	0- 0	2- 0			
4- 3	0- 1	0- 0	AWAY	1- 1	0- 0	3- 1			
0- 0	0- 0	0- 0	NEUTRAL	0- 0	0- 0	0- 0			
10- 3	0- 0	0- 0	CONFERENCE	0- 0	0- 0	10- 3			
6- 0	0- 0	0- 0	HOME	0- 0	0- 0	6- 0			
4- 3	0- 0	0- 0	AWAY	0- 0	0- 0	4- 3			
0- 0	0- 0	0- 0	NEUTRAL	0- 0	0- 0	0- 0			

RPI 1-25				RPI 26-50				RPI 51-100				RPI 101+ Team's RPI: 137			
RPI	S	Opponent	Score	RPI	S	Opponent	Score	RPI	S	Opponent	Score	RPI	S	Opponent	Score
16	A	Kentucky	36 <b>59</b>					60	A	Virginia Tech	52 <b>71</b>	176	A	George Mason	56 <b>70</b>
								69	A	Wake Forest	68 60	196	A	Appalachian St.	57 54
												208	A	Campbell	61 42
												220	A	Presbyterian	54 <b>58</b>
												223	A	UNCG	70 54
												234	A	UNC Asheville	64 62
												235	A	Charleston So.	45 <b>57</b>
												235	H	Charleston So.	67 59
												253	A	Liberty	48 <b>49</b>
												253	H	Liberty	76 68
												257	H	Tennessee Tech	79 46
												266	H	High Point	59 56
												272	A	Davidson	44 40
												288	H	Western Caro.	67 39
												308	H	Gardner-Webb	67 57
												328	A	Winthrop	60 50
												328	H	Winthrop	74 49
												336	A	Longwood	74 34
												336	H	Longwood	73 55
LAST 12 Division I GAMES:															
336	A	Longwood	74 34	253	H	Liberty	76 68								
235	H	Charleston So.	67 59	235	A	Charleston So.	45 <b>57</b>								
253	A	Liberty	48 <b>49</b>	266	H	High Point	59 56								
328	H	Winthrop	74 49	336	H	Longwood	73 55								
220	A	Presbyterian	54 <b>58</b>	208	A	Campbell	61 42								
234	A	UNC Asheville	64 62	328	A	Winthrop	60 50								

Non-Div I Games: Concord 78 51 Davis & Elkins 67 57

Radford

Loss, Non-Conf, S Site, H Home A Away N Neutral

## Rhode Island

Through Games Of Feb. 14, 2017

Average RPI Win:	248	WON-LOST	WINNING	LAST 10	STRENGTH OF	OPP. STRENGTH	TEAM	ADJ.	CONF.	ADJ CONF.
Average RPI Loss:	154	RECORD	PCT. RANK	GAMES	SCHEDULE	OF SCHEDULE	RPI	RPI	RPI	RPI
DIV. I ONLY	4- 21	326	0- 10	182	169	307	307	12	12	
DIV. I NON-CONF.	4- 8	230	0- 0	209	201	245	245	12	12	
TOTALS	RPI 1-25	RPI 26-50	W-L RECORDS	RPI 51-100	RPI 101-150	RPI 150+				
4- 21	0- 0	0- 2	OVERALL	0- 4	0- 6	4- 9				
2- 9	0- 0	0- 1	HOME	0- 2	0- 3	2- 3				
2- 11	0- 0	0- 1	AWAY	0- 2	0- 3	2- 5				
0- 1	0- 0	0- 0	NEUTRAL	0- 0	0- 0	0- 1				
4- 8	0- 0	0- 1	NON-CONFERENCE	0- 3	0- 2	4- 2				
2- 3	0- 0	0- 0	HOME	0- 2	0- 0	2- 1				
2- 4	0- 0	0- 1	AWAY	0- 1	0- 2	2- 0				
0- 1	0- 0	0- 0	NEUTRAL	0- 0	0- 0	0- 1				
0- 13	0- 0	0- 1	CONFERENCE	0- 1	0- 4	0- 7				
0- 6	0- 0	0- 1	HOME	0- 0	0- 3	0- 2				
0- 7	0- 0	0- 0	AWAY	0- 1	0- 1	0- 5				
0- 0	0- 0	0- 0	NEUTRAL	0- 0	0- 0	0- 0				

RPI	S	Opponent	Score	RPI	S	Opponent	Score	RPI	S	Opponent	Score	RPI	S	Opponent	Score	Team's RPI: 307
33	A	Syracuse	49	95	52	H	Michigan St.	48	85	108	H	Saint Joseph's	49	75		
48	H	George Washington	44	72	54	A	Dayton	51	81	115	H	Saint Louis	50	68		
					83	A	Toledo	50	65	127	H	Fordham	69	74		
					90	H	Penn	43	75	132	A	VCU	57	68		
										147	A	Kansas	36	72		
										148	A	Brown	65	76		
										162	A	La Salle	51	70		
										162	H	La Salle	49	58		
										169	A	Fairfield	72	65		
										229	A	St. Bonaventure	69	78		
										230	A	Richmond	51	67		
										230	H	Richmond	53	58		
										231	H	Dartmouth	52	62		
										240	H	Samford	78	63		
										242	H	Marist	82	61		
										272	A	Davidson	64	74		
										290	A	Massachusetts	67	68		
										297	N	Bryant	56	62		
										340	A	UMass Lowell	64	57		
LAST 12 Division I GAMES:																
272	A	Davidson	64	74	115	H	Saint Louis	50	68							
48	H	George Washington	44	72	132	A	VCU	57	68							
230	A	Richmond	51	67	230	H	Richmond	53	58							
162	H	La Salle	49	58	162	A	La Salle	51	70							
54	A	Dayton	51	81	290	A	Massachusetts	67	68							
108	H	Saint Joseph's	49	75	127	H	Fordham	69	74							

Non-Div I Games:

Rhode Island

■ Loss, 
■ Non-Conf, 
■ S Site, 
■ H Home 
■ A Away 
N Neutral

Average RPI Win:	262	WON-LOST	WINNING	LAST 10	STRENGTH OF	OPP. STRENGTH	TEAM	ADJ.	CONF.	ADJ CONF.
Average RPI Loss:	120	RECORD	PCT. RANK	GAMES	SCHEDULE	OF SCHEDULE	RPI	RPI	RPI	RPI
DIV. I ONLY	13- 9	123	5- 5	296	192	189	189	15	15	
DIV. I NON-CONF.	8- 2	49	0- 0	338	319	144	144	16	16	
TOTALS	RPI 1-25	RPI 26-50	W-L RECORDS	RPI 51-100	RPI 101-150	RPI 150+				
13- 9	0- 0	0- 1	OVERALL	0- 2	2- 3	11- 3				
7- 4	0- 0	0- 0	HOME	0- 0	1- 2	6- 2				
6- 5	0- 0	0- 1	AWAY	0- 2	1- 1	5- 1				
0- 0	0- 0	0- 0	NEUTRAL	0- 0	0- 0	0- 0				
8- 2	0- 0	0- 1	NON-CONFERENCE	0- 1	0- 0	8- 0				
4- 0	0- 0	0- 0	HOME	0- 0	0- 0	4- 0				
4- 2	0- 0	0- 1	AWAY	0- 1	0- 0	4- 0				
0- 0	0- 0	0- 0	NEUTRAL	0- 0	0- 0	0- 0				
5- 7	0- 0	0- 0	CONFERENCE	0- 1	2- 3	3- 3				
3- 4	0- 0	0- 0	HOME	0- 0	1- 2	2- 2				
2- 3	0- 0	0- 0	AWAY	0- 1	1- 1	1- 1				
0- 0	0- 0	0- 0	NEUTRAL	0- 0	0- 0	0- 0				

RPI	S	Opponent	Score	RPI	S	Opponent	Score	RPI	S	Opponent	Score	RPI	S	Opponent	Score	Team's RPI: 189
29	A	LSU	55	66	63	A	Middle Tenn.	61	71	103	A	Charlotte	55	52		
					79	A	Oklahoma St.	51	65	103	H	Charlotte	51	69		
										120	H	Southern Miss.	76	68		
										131	A	Old Dominion	66	81		
										131	H	Old Dominion	47	59		
										158	H	Louisiana Tech	67	70		
										184	A	UAB	61	62		
										199	A	Texas Southern	52	49		
										204	A	North Texas	51	49		
										204	H	North Texas	69	77		
										225	H	Grand Canyon	64	50		
										281	H	FIU	74	55		
										285	H	A&M-Corpus Christi	70	36		
										299	H	Prairie View	68	57		
										331	H	Fla. Atlantic	89	55		
										332	A	La.-Monroe	93	50		
										335	A	Incarinate Word	60	43		
										342	H	Sam Houston St.	77	51		
										346	A	Houston Baptist	79	53		
LAST 12 Division I GAMES:																
331	H	Fla. Atlantic	89	55	158	H	Louisiana Tech	67	70							
281	H	FIU	74	55	204	A	North Texas	51	49							
204	H	North Texas	69	77	184	A	UAB	61	62							
103	A	Charlotte	55	52	63	A	Middle Tenn.	61	71							
131	A	Old Dominion	66	81	103	H	Charlotte	51	69							
120	H	Southern Miss.	76	68	131	H	Old Dominion	47	59							

Non-Div I Games: Huston-Tillotson 96 62

Rice

Average RPI Win:	259	WON-LOST	WINNING	LAST 10	STRENGTH OF	OPP. STRENGTH	TEAM	ADJ.	CONF.	ADJ CONF.
Average RPI Loss:	133	RECORD	PCT. RANK	GAMES	SCHEDULE	OF SCHEDULE	RPI	RPI	RPI	RPI
DIV. I ONLY	12- 14	195	4- 6	284	165	230	230	12	12	
DIV. I NON-CONF.	6- 7	182	0- 0	275	294	249	249	12	12	
TOTALS	RPI 1-25	RPI 26-50	W-L RECORDS	RPI 51-100	RPI 101-150	RPI 150+				
12- 14	0- 0	0- 0	OVERALL	0- 3	1- 6	11- 5				
5- 7	0- 0	0- 0	HOME	0- 2	1- 2	4- 3				
5- 6	0- 0	0- 0	AWAY	0- 1	0- 4	5- 1				
2- 1	0- 0	0- 0	NEUTRAL	0- 0	0- 0	2- 1				
6- 7	0- 0	0- 0	NON-CONFERENCE	0- 2	0- 2	6- 3				
2- 4	0- 0	0- 0	HOME	0- 2	0- 1	2- 1				
2- 2	0- 0	0- 0	AWAY	0- 0	0- 1	2- 1				
2- 1	0- 0	0- 0	NEUTRAL	0- 0	0- 0	2- 1				
6- 7	0- 0	0- 0	CONFERENCE	0- 1	1- 4	5- 2				
3- 3	0- 0	0- 0	HOME	0- 0	1- 1	2- 2				
3- 4	0- 0	0- 0	AWAY	0- 1	0- 3	3- 0				
0- 0	0- 0	0- 0	NEUTRAL	0- 0	0- 0	0- 0				

RPI 1-25			RPI 26-50			RPI 51-100			RPI 101+ Team's RPI: 230		
RPI	S	Opponent	Score	RPI	S	Opponent	Score	RPI	S	Opponent	Score
						54 A Dayton	39 55	108 H Saint Joseph's		70 52	
						72 H Virginia	56 63	113 A Duquesne		61 73	
						90 H Penn	44 47	127 A Fordham		41 67	
								130 A William & Mary		39 67	
								132 A VCU		55 62	
								132 H VCU		55 57	
								144 H East Carolina		60 71	
								162 H La Salle		58 63	
								170 A Hampton		45 72	
								176 A George Mason		70 58	
								176 H George Mason		50 54	
								177 H Columbia		58 65	
								185 N Cleveland St.		65 69	
								196 H Appalachian St.		55 46	
								229 H St. Bonaventure		61 54	
								241 A Furman		54 48	
								253 N Liberty		63 54	
								272 A Davidson		61 52	
								307 A Rhode Island		58 53	
								307 H Rhode Island		67 51	
								331 A Fla. Atlantic		77 67	
								339 H Morgan St.		54 37	
								344 N Florida A&M		64 51	
LAST 12 Division I GAMES:											
176 A		George Mason	70 58	176 H		George Mason	50 54				
54 A		Dayton	39 55	162 H		La Salle	58 63				
307 H		Rhode Island	67 51	307 A		Rhode Island	58 53				
132 H		VCU	55 57	127 A		Fordham	41 67				
272 A		Davidson	61 52	229 H		St. Bonaventure	61 54				
113 A		Duquesne	61 73	132 A		VCU	55 62				

Non-Div I Games:

Richmond

■ Loss, 
 ■ Non-Conf, 
 S Site, 
 ■ Home 
 ■ Away 
 N Neutral

Average RPI Win: <b>237</b>	WON-LOST	WINNING	LAST 10	STRENGTH OF	OPP. STRENGTH	TEAM	ADJ.	CONF.	ADJ CONF.
Average RPI Loss: <b>133</b>	RECORD	PCT. RANK	GAMES	SCHEDULE	OF SCHEDULE	RPI	RPI	RPI	RPI
DIV. I ONLY	20- 6	34	8- 2	298	197	116	116	18	18
DIV. I NON-CONF.	6- 3	97	0- 0	316	219	154	154	17	17
TOTALS	RPI 1-25	RPI 26-50	W-L RECORDS	RPI 51-100	RPI 101-150	RPI 150+			
20- 6	0- 0	0- 2	OVERALL	0- 0	1- 1	19- 3			
9- 2	0- 0	0- 1	HOME	0- 0	0- 0	9- 1			
11- 3	0- 0	0- 1	AWAY	0- 0	1- 1	10- 1			
0- 1	0- 0	0- 0	NEUTRAL	0- 0	0- 0	0- 1			
6- 3	0- 0	0- 0	NON-CONFERENCE	0- 0	1- 1	5- 2			
3- 0	0- 0	0- 0	HOME	0- 0	0- 0	3- 0			
3- 2	0- 0	0- 0	AWAY	0- 0	1- 1	2- 1			
0- 1	0- 0	0- 0	NEUTRAL	0- 0	0- 0	0- 1			
14- 3	0- 0	0- 2	CONFERENCE	0- 0	0- 0	14- 1			
6- 2	0- 0	0- 1	HOME	0- 0	0- 0	6- 1			
8- 1	0- 0	0- 1	AWAY	0- 0	0- 0	8- 0			
0- 0	0- 0	0- 0	NEUTRAL	0- 0	0- 0	0- 0			

RPI 1-25				RPI 26-50				RPI 51-100				RPI 101+				Team's RPI: 116	
RPI	S	Opponent	Score	RPI	S	Opponent	Score	RPI	S	Opponent	Score	RPI	S	Opponent	Score		
				46	A	Quinnipiac	53 79					111	A	UCF	30 49		
				46	H	Quinnipiac	79 91					133	A	Princeton	70 62		
												160	A	Iona	52 36		
												160	H	Iona	85 65		
												162	H	La Salle	74 61		
												169	H	Fairfield	67 68		
												188	A	Towson	79 75		
												193	A	Siena	62 61		
												193	H	Siena	72 70		
												197	A	Seton Hall	81 89		
												209	A	Monmouth	71 69		
												224	A	Niagara	78 58		
												229	N	St. Bonaventure	47 60		
												242	A	Marist	69 56		
												242	H	Marist	65 46		
												246	A	Canisius	71 70		
												246	H	Canisius	61 50		
												283	A	Manhattan	53 36		
												283	H	Manhattan	73 64		
												303	A	Lehigh	75 68		
												315	H	Lafayette	76 58		
												316	A	Saint Peter's	56 43		
												316	H	Saint Peter's	47 46		
												322	H	St. Francis Brooklyn	77 60		
LAST 12 Division I GAMES:																	
				242	H	Marist	65 46					283	H	Manhattan	73 64		
				246	H	Canisius	61 50					46	A	Quinnipiac	53 79		
				160	A	Iona	52 36					316	A	Saint Peter's	56 43		
				193	H	Siena	72 70					169	H	Fairfield	67 68		
				209	A	Monmouth	71 69					242	A	Marist	69 56		
				316	H	Saint Peter's	47 46					193	A	Siena	62 61		

Non-Div I Games:

Rider

■ Loss, 
 ■ Non-Conf, 
 ■ S Site, 
 ■ H Home 
 ■ A Away 
 N Neutral

Average RPI Win:	<b>299</b>	WON-LOST	WINNING	LAST 10	STRENGTH OF	OPP. STRENGTH	TEAM	ADJ.	CONF.	ADJ CONF.
Average RPI Loss:	<b>183</b>	RECORD	PCT. RANK	GAMES	SCHEDULE	OF SCHEDULE	RPI	RPI	RPI	RPI
DIV. I ONLY	<b>15- 9</b>	<b>106</b>	<b>9- 1</b>	<b>339</b>	<b>314</b>	<b>212</b>	<b>212</b>	<b>31</b>	<b>31</b>	
DIV. I NON-CONF.	<b>4- 6</b>	<b>209</b>	<b>0- 0</b>	<b>278</b>	<b>177</b>	<b>210</b>	<b>210</b>	<b>32</b>	<b>32</b>	
TOTALS	RPI 1-25	RPI 26-50	W-L RECORDS	RPI 51-100	RPI 101-150	RPI 150+				
15- 9	0- 0	0- 1	OVERALL	0- 1	1- 2	14- 5				
6- 3	0- 0	0- 0	HOME	0- 0	0- 0	6- 3				
9- 5	0- 0	0- 1	AWAY	0- 1	1- 1	8- 2				
0- 1	0- 0	0- 0	NEUTRAL	0- 0	0- 1	0- 0				
4- 6	0- 0	0- 1	NON-CONFERENCE	0- 1	1- 2	3- 2				
1- 1	0- 0	0- 0	HOME	0- 0	0- 0	1- 1				
3- 4	0- 0	0- 1	AWAY	0- 1	1- 1	2- 1				
0- 1	0- 0	0- 0	NEUTRAL	0- 0	0- 1	0- 0				
11- 3	0- 0	0- 0	CONFERENCE	0- 0	0- 0	11- 3				
5- 2	0- 0	0- 0	HOME	0- 0	0- 0	5- 2				
6- 1	0- 0	0- 0	AWAY	0- 0	0- 0	6- 1				
0- 0	0- 0	0- 0	NEUTRAL	0- 0	0- 0	0- 0				

RPI 1-25			RPI 26-50			RPI 51-100			RPI 101+ Team's RPI: 212		
RPI	S	Opponent	Score	RPI	S	Opponent	Score	RPI	S	Opponent	Score
				47	A	Iowa	60 <b>81</b>	98	A	Vanderbilt	59 <b>75</b>
								105	A	Kent St.	68 65
								118	A	Delaware	65 <b>67</b>
								119	N	Stetson	60 <b>68</b>
								195	A	Sacred Heart	59 <b>69</b>
								209	H	Monmouth	56 <b>69</b>
								254	H	Howard	59 42
								255	A	Saint Francis (PA)	70 68
								255	H	Saint Francis (PA)	55 <b>70</b>
								281	A	FIU	57 <b>59</b>
								297	H	Bryant	62 46
								304	A	Mt. St. Mary's	50 44
								304	H	Mt. St. Mary's	70 58
								312	H	Central Conn. St.	55 46
								315	A	Lafayette	62 51
								322	A	St. Francis Brooklyn	61 54
								322	H	St. Francis Brooklyn	49 <b>56</b>
								333	A	Wagner	82 63
								333	H	Wagner	74 41
								337	A	LIU Brooklyn	64 54
								337	H	LIU Brooklyn	83 42
								338	A	Fairleigh Dickinson	66 64
								339	A	Morgan St.	58 44
LAST 12 Division I GAMES:											
304	H	Mt. St. Mary's	70 58	312	H	Central Conn. St.	55 46				
333	H	Wagner	74 41	297	H	Bryant	62 46				
337	A	LIU Brooklyn	64 54	255	H	Saint Francis (PA)	55 <b>70</b>				
322	A	St. Francis Brooklyn	61 54	333	A	Wagner	82 63				
255	A	Saint Francis (PA)	70 68	337	H	LIU Brooklyn	83 42				
304	A	Mt. St. Mary's	50 44	322	H	St. Francis Brooklyn	49 <b>56</b>				

Non-Div I Games: Point Park 69 52

Robert Morris

■ Loss, 
 ■ Non-Conf, 
 ■ S Site, 
 ■ H Home 
 ■ A Away 
 N Neutral

Average RPI Win:	151	WON-LOST	WINNING	LAST 10	STRENGTH OF	OPP. STRENGTH	TEAM	ADJ.	CONF.	ADJ CONF.
Average RPI Loss:	73	RECORD	PCT. RANK	GAMES	SCHEDULE	OF SCHEDULE	RPI	RPI	RPI	RPI
DIV. I ONLY	6- 19	302	2- 8	35	49	194	194	6	6	
DIV. I NON-CONF.	3- 10	280	0- 0	19	51	187	187	6	6	
TOTALS	RPI 1-25	RPI 26-50	W-L RECORDS	RPI 51-100	RPI 101-150	RPI 150+				
6- 19	0- 3	0- 6	OVERALL	3- 6	0- 1	3- 3				
6- 7	0- 2	0- 3	HOME	3- 2	0- 0	3- 0				
0- 12	0- 1	0- 3	AWAY	0- 4	0- 1	0- 3				
0- 0	0- 0	0- 0	NEUTRAL	0- 0	0- 0	0- 0				
3- 10	0- 2	0- 2	NON-CONFERENCE	1- 4	0- 1	2- 1				
3- 4	0- 2	0- 1	HOME	1- 1	0- 0	2- 0				
0- 6	0- 0	0- 1	AWAY	0- 3	0- 1	0- 1				
0- 0	0- 0	0- 0	NEUTRAL	0- 0	0- 0	0- 0				
3- 9	0- 1	0- 4	CONFERENCE	2- 2	0- 0	1- 2				
3- 3	0- 0	0- 2	HOME	2- 1	0- 0	1- 0				
0- 6	0- 1	0- 2	AWAY	0- 1	0- 0	0- 2				
0- 0	0- 0	0- 0	NEUTRAL	0- 0	0- 0	0- 0				

RPI	S	Opponent	Score	RPI	S	Opponent	Score	RPI	S	Opponent	Score	RPI	S	Opponent	Score	Team's RPI: 194
10	H	Duke	32 68	30	A	Elon	54 66	52	H	Michigan St.	62 58	133	A	Princeton	34 64	
18	A	Maryland	71 80	31	A	Michigan	50 63	55	A	Minnesota	46 80	182	A	Houston	51 53	
24	H	Temple	37 48	39	H	James Madison	76 82	57	H	Northwestern	37 55	186	A	Illinois	41 78	
				41	H	Indiana	52 63	69	A	Wake Forest	43 55	197	H	Seton Hall	53 45	
				47	A	Iowa	57 71	72	A	Virginia	54 62	201	A	Nebraska	58 62	
				47	H	Iowa	59 71	73	A	St. John's (NY)	39 65	207	H	Wisconsin	68 52	
								74	H	Bucknell	57 53	297	H	Bryant	50 42	
								76	H	Penn St.	61 45					
								77	H	Chattanooga	53 66					
LAST 12 Division I GAMES:																
55	A	Minnesota	46 80	52	H	Michigan St.	62 58	201	A	Nebraska	58 62					
41	H	Indiana	52 63	186	A	Illinois	41 78	207	H	Wisconsin	68 52					
47	A	Iowa	57 71	76	H	Penn St.	61 45	31	A	Michigan	50 63					
57	H	Northwestern	37 55													
18	A	Maryland	71 80													
47	H	Iowa	59 71													

Non-Div I Games:

Rutgers

■ Loss, 
■ Non-Conf, 
■ S Site, 
■ H Home 
■ A Away 
N Neutral



Average RPI Win:	250	WON-LOST	WINNING	LAST 10	STRENGTH OF	OPP. STRENGTH	TEAM	ADJ.	CONF.	ADJ CONF.
Average RPI Loss:	119	RECORD	PCT. RANK	GAMES	SCHEDULE	OF SCHEDULE	RPI	RPI	RPI	RPI
DIV. I ONLY	16- 4	21	8- 2	267	282	95	95	27	27	
DIV. I NON-CONF.	6- 2	63	0- 0	167	183	55	55	27	27	
TOTALS	RPI 1-25	RPI 26-50	W-L RECORDS	RPI 51-100	RPI 101-150	RPI 150+				
16- 4	0- 1	0- 0	OVERALL	1- 1	2- 1	13- 1				
7- 1	0- 0	0- 0	HOME	0- 0	1- 1	6- 0				
9- 3	0- 1	0- 0	AWAY	1- 1	1- 0	7- 1				
0- 0	0- 0	0- 0	NEUTRAL	0- 0	0- 0	0- 0				
6- 2	0- 1	0- 0	NON-CONFERENCE	1- 1	0- 0	5- 0				
2- 0	0- 0	0- 0	HOME	0- 0	0- 0	2- 0				
4- 2	0- 1	0- 0	AWAY	1- 1	0- 0	3- 0				
0- 0	0- 0	0- 0	NEUTRAL	0- 0	0- 0	0- 0				
10- 2	0- 0	0- 0	CONFERENCE	0- 0	2- 1	8- 1				
5- 1	0- 0	0- 0	HOME	0- 0	1- 1	4- 0				
5- 1	0- 0	0- 0	AWAY	0- 0	1- 0	4- 1				
0- 0	0- 0	0- 0	NEUTRAL	0- 0	0- 0	0- 0				

RPI 1-25				RPI 26-50				RPI 51-100 Team's RPI: 95				RPI 101+			
RPI	S	Opponent	Score	RPI	S	Opponent	Score	RPI	S	Opponent	Score	RPI	S	Opponent	Score
15	A	Texas A&M	48 63					68	A	South Dakota	74 80	101	H	Central Ark.	63 67
								97	A	UT Arlington	65 60	122	A	Abilene Christian	70 61
												134	H	Lamar University	74 66
												158	A	Louisiana Tech	60 58
												176	A	George Mason	77 76
												211	H	New Orleans	88 61
												268	A	McNeese	96 65
												285	H	A&M-Corpus Christi	64 56
												292	A	Northwestern St.	72 76
												296	A	Nicholls St.	82 77
												296	H	Nicholls St.	80 55
												299	H	Prairie View	88 64
												301	A	Coppin St.	72 57
												326	H	Montana	54 46
												335	A	Incarnate Word	94 75
												342	A	Sam Houston St.	83 65
												346	H	Houston Baptist	86 49
LAST 12 Division I GAMES:															
134	H	Lamar University	74 66	335	A	Incarnate Word	94 75								
296	A	Nicholls St.	82 77	296	H	Nicholls St.	80 55								
292	A	Northwestern St.	72 76	122	A	Abilene Christian	70 61								
342	A	Sam Houston St.	83 65	285	H	A&M-Corpus Christi	64 56								
211	H	New Orleans	88 61	268	A	McNeese	96 65								
101	H	Central Ark.	63 67	346	H	Houston Baptist	86 49								

Non-Div I Games: Okla. Panhandle 77 43 Tex. Permian Basin 89 70 LSU-Shreveport 93 56

SFA

RPI 1-25				RPI 26-50				RPI 51-100				RPI 101+ Team's RPI: 222			
RPI	S	Opponent	Score	RPI	S	Opponent	Score	RPI	S	Opponent	Score	RPI	S	Opponent	Score
				27	A	Missouri	60 72	68	N	South Dakota	68 75	115	A	Saint Louis	49 90
				36	A	South Dakota St.	49 82	75	A	Belmont	67 94	119	A	Stetson	68 78
								82	A	Northern Ill.	78 97	168	H	Southern Ill.	60 59
								94	H	Western Ill.	74 76	192	A	Morehead St.	66 69
								98	N	Vanderbilt	63 73	221	N	Bethune-Cookman	78 83
												238	H	Murray St.	77 84
												243	A	Austin Peay	62 85
												248	A	UT Martin	70 68
												248	H	UT Martin	72 82
												252	H	Jacksonville St.	69 62
												257	H	Tennessee Tech	60 49
												270	H	Tennessee St.	73 52
												271	A	Southeast Mo. St.	74 78
												271	H	Southeast Mo. St.	70 69
												302	A	Eastern Ky.	63 75
												310	A	Eastern Ill.	75 59
												313	H	Illinois St.	92 80
												329	N	Utah Valley	71 64
LAST 12 Division I GAMES:															
				248	H	UT Martin	72 82	248	A	UT Martin	70 68				
				271	A	Southeast Mo. St.	74 78	271	H	Southeast Mo. St.	70 69				
				252	H	Jacksonville St.	69 62	238	H	Murray St.	77 84				
				75	A	Belmont	67 94	243	A	Austin Peay	62 85				
				310	A	Eastern Ill.	75 59	192	A	Morehead St.	66 69				
				270	H	Tennessee St.	73 52	302	A	Eastern Ky.	63 75				

SIUE

Page 242

Average RPI Win:	171	WON-LOST	WINNING	LAST 10	STRENGTH OF	OPP. STRENGTH	TEAM	ADJ.	CONF.	ADJ CONF.
Average RPI Loss:	78	RECORD	PCT. RANK	GAMES	SCHEDULE	OF SCHEDULE	RPI	RPI	RPI	RPI
DIV. I ONLY	13- 11	149	3- 7	51	63	86	86	5	5	
DIV. I NON-CONF.	9- 4	85	1- 0	103	95	62	62	5	5	
TOTALS	RPI 1-25	RPI 26-50	W-L RECORDS	RPI 51-100	RPI 101-150	RPI 150+				
13- 11	1- 3	0- 2	OVERALL	0- 1	4- 5	8- 0				
9- 3	1- 1	0- 2	HOME	0- 0	3- 0	5- 0				
2- 7	0- 1	0- 0	AWAY	0- 1	1- 5	1- 0				
2- 1	0- 1	0- 0	NEUTRAL	0- 0	0- 0	2- 0				
9- 4	1- 1	0- 0	NON-CONFERENCE	0- 1	1- 2	7- 0				
6- 0	1- 0	0- 0	HOME	0- 0	0- 0	5- 0				
1- 3	0- 0	0- 0	AWAY	0- 1	1- 2	0- 0				
2- 1	0- 1	0- 0	NEUTRAL	0- 0	0- 0	2- 0				
4- 7	0- 2	0- 2	CONFERENCE	0- 0	3- 3	1- 0				
3- 3	0- 1	0- 2	HOME	0- 0	3- 0	0- 0				
1- 4	0- 1	0- 0	AWAY	0- 0	0- 3	1- 0				
0- 0	0- 0	0- 0	NEUTRAL	0- 0	0- 0	0- 0				

RPI	S	Opponent	Score	RPI	S	Opponent	Score	RPI	S	Opponent	Score	RPI	S	Opponent	Score
1	A	UConn	41 83	32	H	South Fla.	51 52	81	A	Colorado	50 67	111	H	UCF	63 58
1	H	UConn	48 88	42	H	Tulane	59 71					121	A	TCU	67 76
4	N	Mississippi St.	42 91									140	A	Tulsa	59 66
15	H	Texas A&M	54 53									143	A	Cincinnati	65 67
												143	H	Cincinnati	64 47
												144	A	East Carolina	57 58
												145	H	Memphis	53 44
												147	A	Kansas	75 63
												149	A	New Mexico	49 64
												164	N	Boston College	72 64
												175	H	Texas St.	64 56
												182	A	Houston	66 45
												199	H	Texas Southern	61 36
												204	H	North Texas	65 51
												216	N	Grambling	56 36
												227	H	Seattle U	77 43
												299	H	Prairie View	61 54
LAST 12 Division I GAMES:															
1	A	UConn	41 83	143	A	Cincinnati	65 67								
111	H	UCF	63 58	1	H	UConn	48 88								
145	H	Memphis	53 44	42	H	Tulane	59 71								
140	A	Tulsa	59 66	144	A	East Carolina	57 58								
32	H	South Fla.	51 52	143	H	Cincinnati	64 47								
182	A	Houston	66 45	227	H	Seattle U	77 43								

Non-Div I Games:

SMU

■ Loss, 
 ■ Non-Conf, 
 ■ S Site, 
 ■ Home 
 ■ Away 
 N Neutral

## Sacramento St.

Through Games Of Feb. 14, 2017

Average RPI Win:	279	WON-LOST	WINNING	LAST 10	STRENGTH OF	OPP. STRENGTH	TEAM	ADJ.	CONF.	ADJ CONF.
Average RPI Loss:	158	RECORD	PCT. RANK	GAMES	SCHEDULE	OF SCHEDULE	RPI	RPI	RPI	RPI
DIV. I ONLY	7- 15	274	4- 6	237	255	286	286	19	19	
DIV. I NON-CONF.	3- 7	250	0- 0	245	266	300	300	18	18	
TOTALS	RPI 1-25	RPI 26-50	W-L RECORDS	RPI 51-100	RPI 101-150	RPI 150+				
7- 15	0- 0	0- 0	OVERALL	0- 3	0- 5	7- 7				
4- 6	0- 0	0- 0	HOME	0- 1	0- 3	4- 2				
3- 7	0- 0	0- 0	AWAY	0- 2	0- 2	3- 3				
0- 2	0- 0	0- 0	NEUTRAL	0- 0	0- 0	0- 2				
3- 7	0- 0	0- 0	NON-CONFERENCE	0- 2	0- 1	3- 4				
2- 3	0- 0	0- 0	HOME	0- 1	0- 1	2- 1				
1- 2	0- 0	0- 0	AWAY	0- 1	0- 0	1- 1				
0- 2	0- 0	0- 0	NEUTRAL	0- 0	0- 0	0- 2				
4- 8	0- 0	0- 0	CONFERENCE	0- 1	0- 4	4- 3				
2- 3	0- 0	0- 0	HOME	0- 0	0- 2	2- 1				
2- 5	0- 0	0- 0	AWAY	0- 1	0- 2	2- 2				
0- 0	0- 0	0- 0	NEUTRAL	0- 0	0- 0	0- 0				

RPI 1-25				RPI 26-50				RPI 51-100				RPI 101+				Team's RPI: 286	
RPI	S	Opponent	Score	RPI	S	Opponent	Score	RPI	S	Opponent	Score	RPI	S	Opponent	Score		
								56	H	Southern California	95	111	104	H	UC Davis	78	110
								67	A	California	73	97	114	A	Northern Colo.	88	95
								70	A	Montana St.	80	84	124	H	Idaho	58	72
													125	H	Eastern Wash.	65	72
													135	A	North Dakota	71	94
													159	A	San Francisco	80	91
													174	A	Idaho St.	60	79
													179	N	New Mexico St.	73	99
													191	H	Hofstra	97	85
													215	A	Weber St.	60	66
													256	A	Portland St.	77	68
													256	H	Portland St.	86	88
													259	H	Cal Poly	97	96
													284	H	Nevada	95	99
													287	H	Southern Utah	81	69
													305	H	Northern Ariz.	82	76
													314	N	Youngstown St.	94	102
													326	A	Montana	73	60
													327	A	UC Irvine	78	70
LAST 12 Division I GAMES:																	
				174	A	Idaho St.	60	79		70	A	Montana St.	80	84			
				215	A	Weber St.	60	66		305	H	Northern Ariz.	82	76			
				124	H	Idaho	58	72		287	H	Southern Utah	81	69			
				125	H	Eastern Wash.	65	72		256	H	Portland St.	86	88			
				256	A	Portland St.	77	68		135	A	North Dakota	71	94			
				326	A	Montana	73	60		114	A	Northern Colo.	88	95			

Non-Div I Games: Stanislaus St. 102 72

Sacramento St.

■ Loss, 
 ■ Non-Conf, 
 ■ S Site, 
 ■ H Home 
 ■ A Away 
 N Neutral



## Saint Francis (PA)

Through Games Of Feb. 14, 2017

Average RPI Win:	296	WON-LOST	WINNING	LAST 10	STRENGTH OF	OPP. STRENGTH	TEAM	ADJ.	CONF.	ADJ CONF.
Average RPI Loss:	205	RECORD	PCT. RANK	GAMES	SCHEDULE	OF SCHEDULE	RPI	RPI	RPI	RPI
DIV. I ONLY	13- 12	167	7- 3	329	332	255	255	31	31	
DIV. I NON-CONF.	3- 8	262	0- 0	255	286	284	284	32	32	
TOTALS	RPI 1-25	RPI 26-50	W-L RECORDS	RPI 51-100	RPI 101-150	RPI 150+				
13- 12	0- 0	0- 2	OVERALL	0- 0	0- 2	13- 8				
5- 5	0- 0	0- 0	HOME	0- 0	0- 1	5- 4				
8- 5	0- 0	0- 2	AWAY	0- 0	0- 1	8- 2				
0- 2	0- 0	0- 0	NEUTRAL	0- 0	0- 0	0- 2				
3- 8	0- 0	0- 2	NON-CONFERENCE	0- 0	0- 2	3- 4				
1- 2	0- 0	0- 0	HOME	0- 0	0- 1	1- 1				
2- 4	0- 0	0- 2	AWAY	0- 0	0- 1	2- 1				
0- 2	0- 0	0- 0	NEUTRAL	0- 0	0- 0	0- 2				
10- 4	0- 0	0- 0	CONFERENCE	0- 0	0- 0	10- 4				
4- 3	0- 0	0- 0	HOME	0- 0	0- 0	4- 3				
6- 1	0- 0	0- 0	AWAY	0- 0	0- 0	6- 1				
0- 0	0- 0	0- 0	NEUTRAL	0- 0	0- 0	0- 0				

RPI 1-25				RPI 26-50				RPI 51-100				RPI 101+ Team's RPI: 255			
RPI	S	Opponent	Score	RPI	S	Opponent	Score	RPI	S	Opponent	Score	RPI	S	Opponent	Score
				32	A	South Fla.	80 129					128	H	Cornell	72 78
				43	A	Marquette	91 104					130	A	William & Mary	60 73
												177	H	Columbia	77 84
												195	A	Sacred Heart	63 73
												207	A	Wisconsin	103 100
												212	A	Robert Morris	70 55
												212	H	Robert Morris	68 70
												246	H	Canisius	95 74
												250	N	UMES	82 90
												278	A	Coastal Caro.	70 59
												297	H	Bryant	79 67
												304	A	Mt. St. Mary's	97 88
												304	H	Mt. St. Mary's	58 66
												312	H	Central Conn. St.	87 81
												314	A	Youngstown St.	68 69
												322	A	St. Francis Brooklyn	75 59
												322	H	St. Francis Brooklyn	79 62
												333	A	Wagner	67 46
												333	H	Wagner	71 87
												337	A	LIU Brooklyn	74 30
												337	H	LIU Brooklyn	66 52
												338	A	Fairleigh Dickinson	82 79
												347	N	Jackson St.	84 88
LAST 12 Division I GAMES:															
				333	H	Wagner	71 87					297	H	Bryant	79 67
				304	H	Mt. St. Mary's	58 66					312	H	Central Conn. St.	87 81
				322	A	St. Francis Brooklyn	75 59					212	A	Robert Morris	70 55
				337	A	LIU Brooklyn	74 30					304	A	Mt. St. Mary's	97 88
				212	H	Robert Morris	68 70					322	H	St. Francis Brooklyn	79 62
				333	A	Wagner	67 46					337	H	LIU Brooklyn	66 52

Non-Div I Games:

Saint Francis (PA)

■ Loss, 
 ■ Non-Conf, 
 ■ S Site, 
 ■ Home 
 ■ A Away 
 N Neutral

## Saint Joseph's

Through Games Of Feb. 14, 2017

Average RPI Win:	183	WON-LOST	WINNING	LAST 10	STRENGTH OF	OPP. STRENGTH	TEAM	ADJ.	CONF.	ADJ CONF.
Average RPI Loss:	93	RECORD	PCT. RANK	GAMES	SCHEDULE	OF SCHEDULE	RPI	RPI	RPI	RPI
DIV. I ONLY	12- 13	183	8- 2	43	159	108	108	12	12	
DIV. I NON-CONF.	3- 9	275	0- 0	15	156	159	159	12	12	
TOTALS	RPI 1-25	RPI 26-50	W-L RECORDS	RPI 51-100	RPI 101-150	RPI 150+				
12- 13	0- 1	0- 3	OVERALL	1- 5	5- 1	6- 3				
7- 5	0- 1	0- 2	HOME	0- 1	3- 0	4- 1				
5- 7	0- 0	0- 1	AWAY	1- 0	2- 1	2- 0				
0- 1	0- 0	0- 0	NEUTRAL	0- 1	0- 0	0- 0				
3- 9	0- 1	0- 2	NON-CONFERENCE	1- 4	1- 0	1- 2				
1- 5	0- 1	0- 2	HOME	0- 1	0- 0	1- 1				
2- 3	0- 0	0- 0	AWAY	1- 2	1- 0	0- 1				
0- 1	0- 0	0- 0	NEUTRAL	0- 1	0- 0	0- 0				
9- 4	0- 0	0- 1	CONFERENCE	0- 1	4- 1	5- 1				
6- 0	0- 0	0- 0	HOME	0- 0	3- 0	3- 0				
3- 4	0- 0	0- 1	AWAY	0- 1	1- 1	2- 1				
0- 0	0- 0	0- 0	NEUTRAL	0- 0	0- 0	0- 0				

RPI 1-25				RPI 26-50				RPI 51-100				RPI 101+				Team's RPI: 108	
RPI	S	Opponent	Score	RPI	S	Opponent	Score	RPI	S	Opponent	Score	RPI	S	Opponent	Score		
24	H	Temple	70 86	39	H	James Madison	72 85	54	A	Dayton	59 64	113	H	Duquesne	60 58		
				48	A	George Washington	44 53	59	A	Central Mich.	71 73	115	A	Saint Louis	66 63		
				50	H	Villanova	54 62	66	A	Drexel	49 60	127	A	Fordham	39 44		
								74	H	Bucknell	61 64	127	H	Fordham	47 44		
								90	A	Penn	57 53	132	H	VCU	64 58		
								91	N	BYU	56 71	149	A	New Mexico	79 67		
												160	A	Iona	57 58		
												162	A	La Salle	75 55		
												162	H	La Salle	67 58		
												191	H	Hofstra	64 75		
												229	H	St. Bonaventure	70 53		
												230	A	Richmond	52 70		
												290	H	Massachusetts	81 50		
												307	A	Rhode Island	75 49		
												317	H	NJIT	75 36		
LAST 12 Division I GAMES:																	
				162	H	La Salle	67 58	54	A	Dayton	59 64						
				127	A	Fordham	39 44	127	H	Fordham	47 44						
				115	A	Saint Louis	66 63	162	A	La Salle	75 55						
				113	H	Duquesne	60 58	132	H	VCU	64 58						
				229	H	St. Bonaventure	70 53	290	H	Massachusetts	81 50						
				307	A	Rhode Island	75 49	48	A	George Washington	44 53						

Non-Div I Games:

Saint Joseph's

■ Loss, 
 ■ Non-Conf, 
 ■ S Site, 
 ■ H Home 
 ■ A Away 
 N Neutral

## Saint Louis

Through Games Of Feb. 14, 2017

Average RPI Win:	212	WON-LOST	WINNING	LAST 10	STRENGTH OF	OPP. STRENGTH	TEAM	ADJ.	CONF.	ADJ CONF.
Average RPI Loss:	110	RECORD	PCT. RANK	GAMES	SCHEDULE	OF SCHEDULE	RPI	RPI	RPI	RPI
DIV. I ONLY	20- 6	34	7- 3	303	104	115	115	12	12	
DIV. I NON-CONF.	10- 3	54	0- 0	329	140	142	142	12	12	
TOTALS	RPI 1-25	RPI 26-50	W-L RECORDS	RPI 51-100	RPI 101-150	RPI 150+				
20- 6	0- 0	2- 1	OVERALL	1- 1	3- 3	14- 1				
10- 3	0- 0	2- 0	HOME	1- 1	2- 1	5- 1				
10- 3	0- 0	0- 1	AWAY	0- 0	1- 2	9- 0				
0- 0	0- 0	0- 0	NEUTRAL	0- 0	0- 0	0- 0				
10- 3	0- 0	1- 1	NON-CONFERENCE	1- 0	0- 1	8- 1				
5- 1	0- 0	1- 0	HOME	1- 0	0- 0	3- 1				
5- 2	0- 0	0- 1	AWAY	0- 0	0- 1	5- 0				
0- 0	0- 0	0- 0	NEUTRAL	0- 0	0- 0	0- 0				
10- 3	0- 0	1- 0	CONFERENCE	0- 1	3- 2	6- 0				
5- 2	0- 0	1- 0	HOME	0- 1	2- 1	2- 0				
5- 1	0- 0	0- 0	AWAY	0- 0	1- 1	4- 0				
0- 0	0- 0	0- 0	NEUTRAL	0- 0	0- 0	0- 0				

RPI 1-25				RPI 26-50				RPI 51-100				RPI 101+ Team's RPI: 115			
RPI	S	Opponent	Score	RPI	S	Opponent	Score	RPI	S	Opponent	Score	RPI	S	Opponent	Score
				27	H	Missouri	72 61	54	H	Dayton	67 78	108	H	Saint Joseph's	63 66
				44	A	Little Rock	43 56	87	H	Washington St.	73 70	113	A	Duquesne	65 94
				48	H	George Washington	67 59					127	H	Fordham	82 58
												132	A	VCU	62 48
												132	H	VCU	77 72
												140	A	Tulsa	64 70
												176	H	George Mason	89 50
												202	H	Indiana St.	67 70
												214	A	Loyola Marymount	90 76
												217	A	Bradley	68 58
												222	H	SIUE	90 49
												229	A	St. Bonaventure	74 58
												229	H	St. Bonaventure	64 49
												271	A	Southeast Mo. St.	89 50
												272	A	Davidson	106 69
												290	A	Massachusetts	81 60
												300	A	Lipscomb	83 38
												302	H	Eastern Ky.	78 51
												307	A	Rhode Island	68 50
												327	A	UC Irvine	79 69
												339	H	Morgan St.	71 43
LAST 12 Division I GAMES:															
				229	A	St. Bonaventure	74 58	307	A	Rhode Island	68 50				
				132	H	VCU	77 72	113	A	Duquesne	65 94				
				108	H	Saint Joseph's	63 66	54	H	Dayton	67 78				
				290	A	Massachusetts	81 60	229	H	St. Bonaventure	64 49				
				127	H	Fordham	82 58	132	A	VCU	62 48				
				48	H	George Washington	67 59	176	H	George Mason	89 50				

Non-Div I Games:

Saint Louis

■ Loss, 
 ■ Non-Conf, 
 ■ S Site, 
 ■ Home 
 ■ A Away 
 N Neutral



## Saint Peter's

Through Games Of Feb. 14, 2017

Average RPI Win:	268	WON-LOST	WINNING	LAST 10	STRENGTH OF	OPP. STRENGTH	TEAM	ADJ.	CONF.	ADJ CONF.
Average RPI Loss:	164	RECORD	PCT. RANK	GAMES	SCHEDULE	OF SCHEDULE	RPI	RPI	RPI	RPI
DIV. I ONLY	3- 22	338	0- 10	140	249	316	316	18	18	
DIV. I NON-CONF.	1- 8	314	0- 0	97	250	297	297	17	17	
TOTALS	RPI 1-25	RPI 26-50	W-L RECORDS	RPI 51-100	RPI 101-150	RPI 150+				
3- 22	0- 2	0- 2	OVERALL	0- 1	0- 4	3- 13				
2- 8	0- 0	0- 1	HOME	0- 0	0- 1	2- 6				
1- 11	0- 0	0- 0	AWAY	0- 0	0- 0	1- 1				
0- 3	0- 0	0- 0	NEUTRAL	0- 0	0- 1	0- 2				
1- 8	0- 2	0- 0	NON-CONFERENCE	0- 1	0- 2	1- 3				
1- 0	0- 0	0- 0	HOME	0- 0	0- 0	1- 0				
0- 5	0- 2	0- 0	AWAY	0- 1	0- 1	0- 1				
0- 3	0- 0	0- 0	NEUTRAL	0- 0	0- 1	0- 2				
2- 14	0- 0	0- 2	CONFERENCE	0- 0	0- 2	2- 10				
1- 8	0- 0	0- 1	HOME	0- 0	0- 1	1- 6				
1- 6	0- 0	0- 1	AWAY	0- 0	0- 1	1- 4				
0- 0	0- 0	0- 0	NEUTRAL	0- 0	0- 0	0- 0				

RPI 1-25				RPI 26-50				RPI 51-100				RPI 101+ Team's RPI: 316			
RPI	S	Opponent	Score	RPI	S	Opponent	Score	RPI	S	Opponent	Score	RPI	S	Opponent	Score
3	A	South Carolina	38 93	46	A	Quinnipiac	47 82	76	A	Penn St.	50 106	116	A	Rider	46 47
18	A	Maryland	49 101	46	H	Quinnipiac	51 84					116	H	Rider	43 56
												129	N	Maine	43 59
												148	A	Brown	71 80
												160	H	Iona	58 66
												169	A	Fairfield	38 50
												169	H	Fairfield	39 56
												170	N	Hampton	42 71
												193	A	Siena	55 80
												209	A	Monmouth	59 76
												209	H	Monmouth	42 58
												224	H	Niagara	78 66
												242	A	Marist	73 69
												242	H	Marist	58 66
												246	H	Canisius	54 59
												264	N	Bowling Green	68 73
												283	A	Manhattan	44 57
												283	H	Manhattan	65 69
												322	A	St. Francis Brooklyn	52 58
												338	H	Fairleigh Dickinson	65 43
LAST 12 Division I GAMES:															
169	H	Fairfield	39 56	283	H	Manhattan	65 69								
209	H	Monmouth	42 58	116	H	Rider	43 56								
169	A	Fairfield	38 50	193	A	Siena	55 80								
242	H	Marist	58 66	246	H	Canisius	54 59								
283	A	Manhattan	44 57	209	A	Monmouth	59 76								
116	A	Rider	46 47	160	H	Iona	58 66								

Non-Div I Games:

Saint Peter's

■ Loss, 
■ Non-Conf, 
■ S Site, 
■ Home 
■ A Away 
N Neutral

Sam Houston St.

Through Games Of Feb. 14, 2017

Average RPI Win:	338	WON-LOST	WINNING	LAST 10	STRENGTH OF	OPP. STRENGTH	TEAM	ADJ.	CONF.	ADJ CONF.
Average RPI Loss:	205	RECORD	PCT. RANK	GAMES	SCHEDULE	OF SCHEDULE	RPI	RPI	RPI	RPI
DIV. I ONLY	2- 19	340	2- 8	266	320	342	342	27	27	
DIV. I NON-CONF.	0- 9	335	0- 0	156	316	336	336	27	27	
TOTALS	RPI 1-25	RPI 26-50	W-L RECORDS	RPI 51-100	RPI 101-150	RPI 150+				
2- 19	0- 0	0- 1	OVERALL	0- 1	0- 5	2- 12				
2- 5	0- 0	0- 0	HOME	0- 1	0- 1	2- 3				
0- 13	0- 0	0- 1	AWAY	0- 0	0- 3	0- 7				
0- 1	0- 0	0- 0	NEUTRAL	0- 0	0- 0	0- 1				
0- 9	0- 0	0- 1	NON-CONFERENCE	0- 0	0- 2	0- 6				
0- 1	0- 0	0- 0	HOME	0- 0	0- 0	0- 1				
0- 7	0- 0	0- 1	AWAY	0- 0	0- 2	0- 4				
0- 1	0- 0	0- 0	NEUTRAL	0- 0	0- 0	0- 1				
2- 10	0- 0	0- 0	CONFERENCE	0- 1	0- 3	2- 6				
2- 4	0- 0	0- 0	HOME	0- 1	0- 1	2- 2				
0- 6	0- 0	0- 0	AWAY	0- 0	0- 2	0- 4				
0- 0	0- 0	0- 0	NEUTRAL	0- 0	0- 0	0- 0				

RPI S	Opponent	Score	RPI S	Opponent	Score	RPI S	Opponent	Score	RPI S	Opponent	Score
29	A LSU	41 89	95	H SFA	65 83	121	A TCU	37 81			
						122	A Abilene Christian	56 78			
						134	A Lamar University	51 84			
						134	H Lamar University	44 70			
						136	A Arkansas	39 71			
						175	A Texas St.	46 69			
						189	A Rice	51 77			
						211	A New Orleans	49 78			
						251	N Marshall	50 73			
						260	A UTRGV	50 78			
						260	H UTRGV	45 69			
						268	A McNeese	56 79			
						285	H A&M-Corpus Christi	37 63			
						292	A Northwestern St.	51 78			
						296	H Nicholls St.	59 66			
						299	A Prairie View	65 75			
						330	H Southeastern La.	68 61			
						346	A Houston Baptist	51 61			
						346	H Houston Baptist	78 63			
LAST 12 Division I GAMES:											
346	H	Houston Baptist	78	63	134	H	Lamar University	44	70		
134	A	Lamar University	51	84	292	A	Northwestern St.	51	78		
122	A	Abilene Christian	56	78	211	A	New Orleans	49	78		
95	H	SFA	65	83	296	H	Nicholls St.	59	66		
330	H	Southeastern La.	68	61	268	A	McNeese	56	79		
285	H	A&M-Corpus Christi	37	63	346	A	Houston Baptist	51	61		

Non-Div I Games: Wiley 51 57

Sam Houston St.

Loss, Non-Conf, S Site, H Home A Away N Neutral

Average RPI Win: <b>228</b>	WON-LOST	WINNING	LAST 10	STRENGTH OF	OPP. STRENGTH	TEAM	ADJ.	CONF.	ADJ CONF.
Average RPI Loss: <b>137</b>	RECORD	PCT. RANK	GAMES	SCHEDULE	OF SCHEDULE	RPI	RPI	RPI	RPI
DIV. I ONLY	9- 16	247	3- 6	188	150	240	240	17	17
DIV. I NON-CONF.	6- 8	203	0- 0	178	105	199	199	20	20
TOTALS	RPI 1-25	RPI 26-50	W-L RECORDS	RPI 51-100	RPI 101-150	RPI 150+			
9- 16	0- 1	0- 2	OVERALL	1- 4	1- 1	7- 8			
7- 5	0- 0	0- 0	HOME	0- 2	1- 0	6- 3			
2- 9	0- 1	0- 2	AWAY	1- 2	0- 1	1- 3			
0- 2	0- 0	0- 0	NEUTRAL	0- 0	0- 0	0- 2			
6- 8	0- 1	0- 2	NON-CONFERENCE	1- 2	1- 0	4- 3			
5- 1	0- 0	0- 0	HOME	0- 1	1- 0	4- 0			
1- 5	0- 1	0- 2	AWAY	1- 1	0- 0	0- 1			
0- 2	0- 0	0- 0	NEUTRAL	0- 0	0- 0	0- 2			
3- 8	0- 0	0- 0	CONFERENCE	0- 2	0- 1	3- 5			
2- 4	0- 0	0- 0	HOME	0- 1	0- 0	2- 3			
1- 4	0- 0	0- 0	AWAY	0- 1	0- 1	1- 2			
0- 0	0- 0	0- 0	NEUTRAL	0- 0	0- 0	0- 0			

RPI 1-25				RPI 26-50				RPI 51-100				RPI 101+ Team's RPI: 240			
RPI	S	Opponent	Score	RPI	S	Opponent	Score	RPI	S	Opponent	Score	RPI	S	Opponent	Score
16	A	Kentucky	57 <b>80</b>	26	A	Harvard	52 <b>57</b>	69	A	Wake Forest	40 <b>51</b>	102	A	Mercer	49 <b>59</b>
				45	A	Georgia Tech	57 <b>62</b>	75	H	Belmont	54 <b>73</b>	145	H	Memphis	48 42
								77	A	Chattanooga	45 <b>51</b>	170	N	Hampton	57 <b>63</b>
								77	H	Chattanooga	61 <b>77</b>	173	N	UC Riverside	48 <b>51</b>
								93	A	Georgia	65 59	184	H	UAB	52 49
												187	A	ETSU	56 <b>61</b>
												187	H	ETSU	57 <b>69</b>
												219	H	Alabama St.	63 49
												223	A	UNCG	40 <b>64</b>
												223	H	UNCG	47 <b>55</b>
												239	H	Wofford	57 54
												241	H	Furman	50 <b>54</b>
												248	H	UT Martin	69 62
												288	A	Western Caro.	49 42
												288	H	Western Caro.	51 50
												307	A	Rhode Island	63 <b>78</b>
												349	H	Alabama A&M	61 37
LAST 12 Division I GAMES:															
288	H	Western Caro.	51 50	239	H	Wofford	57 54								
223	H	UNCG	47 <b>55</b>	223	A	UNCG	40 <b>64</b>								
77	A	Chattanooga	45 <b>51</b>	288	A	Western Caro.	49 42								
187	A	ETSU	56 <b>61</b>	187	H	ETSU	57 <b>69</b>								
102	A	Mercer	49 <b>59</b>	77	H	Chattanooga	61 <b>77</b>								
241	H	Furman	50 <b>54</b>	170	N	Hampton	57 <b>63</b>								

Non-Div I Games: AUM 72 50

Samford

■ Loss, 
 ■ Non-Conf, 
 ■ S Site, 
 ■ H Home 
 ■ A Away 
 N Neutral

Average RPI Win:	229	WON-LOST	WINNING	LAST 10	STRENGTH OF	OPP. STRENGTH	TEAM	ADJ.	CONF.	ADJ CONF.
Average RPI Loss:	159	RECORD	PCT. RANK	GAMES	SCHEDULE	OF SCHEDULE	RPI	RPI	RPI	RPI
DIV. I ONLY	11- 13	197	4- 6	258	185	233	233	14	14	
DIV. I NON-CONF.	6- 4	127	0- 0	249	274	179	179	13	13	
TOTALS	RPI 1-25	RPI 26-50	W-L RECORDS	RPI 51-100	RPI 101-150	RPI 150+				
11- 13	0- 0	0- 0	OVERALL	0- 3	1- 4	10- 6				
9- 4	0- 0	0- 0	HOME	0- 1	1- 1	8- 2				
2- 9	0- 0	0- 0	AWAY	0- 0	0- 0	2- 1				
0- 0	0- 0	0- 0	NEUTRAL	0- 0	0- 0	0- 0				
6- 4	0- 0	0- 0	NON-CONFERENCE	0- 1	0- 3	6- 0				
5- 1	0- 0	0- 0	HOME	0- 0	0- 1	5- 0				
1- 3	0- 0	0- 0	AWAY	0- 1	0- 2	1- 0				
0- 0	0- 0	0- 0	NEUTRAL	0- 0	0- 0	0- 0				
5- 9	0- 0	0- 0	CONFERENCE	0- 2	1- 1	4- 6				
4- 3	0- 0	0- 0	HOME	0- 1	1- 0	3- 2				
1- 6	0- 0	0- 0	AWAY	0- 1	0- 1	1- 4				
0- 0	0- 0	0- 0	NEUTRAL	0- 0	0- 0	0- 0				

RPI S	Opponent	Score	RPI S	Opponent	Score	RPI S	Opponent	Score	RPI S	Opponent	Score	Team's RPI: 233
						65	H Gonzaga	55 57	114	A Northern Colo.	51 54	
						87	A Washington St.	73 83	117	A Arizona	59 76	
						91	A BYU	63 81	123	A St. Mary's (CA)	65 77	
									123	H St. Mary's (CA)	73 71	
									135	H North Dakota	61 65	
									155	A Santa Clara	57 56	
									159	A San Francisco	72 81	
									159	H San Francisco	67 82	
									165	A CSUN	76 67	
									214	A Loyola Marymount	55 63	
									214	H Loyola Marymount	61 58	
									218	A Pacific	64 84	
									218	H Pacific	73 71	
									227	H Seattle U	67 44	
									244	H UC Santa Barbara	77 63	
									269	H Portland	57 40	
									275	H San Diego St.	91 53	
									284	H Nevada	70 54	
									293	A Pepperdine	40 57	
									293	H Pepperdine	42 55	
									341	H Cal St. Fullerton	103 50	
LAST 12 Division I GAMES:												
293	A	Pepperdine	40	57	159	A	San Francisco	72	81			
218	H	Pacific	73	71	214	H	Loyola Marymount	61	58			
123	A	St. Mary's (CA)	65	77	91	A	BYU	63	81			
214	A	Loyola Marymount	55	63	155	A	Santa Clara	57	56			
269	H	Portland	57	40	293	H	Pepperdine	42	55			
65	H	Gonzaga	55	57	218	A	Pacific	64	84			

Non-Div I Games:

San Diego

■ Loss, 
 ■ Non-Conf, 
 ■ S Site, 
 ■ H Home 
 ■ A Away 
 N Neutral

## San Diego St.

Through Games Of Feb. 14, 2017

Average RPI Win:	226	WON-LOST	WINNING	LAST 10	STRENGTH OF	OPP. STRENGTH	TEAM	ADJ.	CONF.	ADJ CONF.
Average RPI Loss:	166	RECORD	PCT. RANK	GAMES	SCHEDULE	OF SCHEDULE	RPI	RPI	RPI	RPI
DIV. I ONLY	6- 15	286	2- 8	181	231	275	275	13	13	
DIV. I NON-CONF.	3- 6	230	0- 0	159	336	235	235	15	15	
TOTALS	RPI 1-25	RPI 26-50	W-L RECORDS	RPI 51-100	RPI 101-150	RPI 150+				
6- 15	0- 0	0- 1	OVERALL	2- 3	0- 2	4- 9				
4- 5	0- 0	0- 1	HOME	2- 0	0- 0	2- 4				
1- 9	0- 0	0- 0	AWAY	0- 2	0- 2	1- 5				
1- 1	0- 0	0- 0	NEUTRAL	0- 1	0- 0	1- 0				
3- 6	0- 0	0- 1	NON-CONFERENCE	0- 1	0- 1	3- 3				
1- 2	0- 0	0- 1	HOME	0- 0	0- 0	1- 1				
1- 3	0- 0	0- 0	AWAY	0- 0	0- 1	1- 2				
1- 1	0- 0	0- 0	NEUTRAL	0- 1	0- 0	1- 0				
3- 9	0- 0	0- 0	CONFERENCE	2- 2	0- 1	1- 6				
3- 3	0- 0	0- 0	HOME	2- 0	0- 0	1- 3				
0- 6	0- 0	0- 0	AWAY	0- 2	0- 1	0- 3				
0- 0	0- 0	0- 0	NEUTRAL	0- 0	0- 0	0- 0				

RPI S	Opponent	Score	RPI S	Opponent	Score	RPI S	Opponent	Score	RPI S	Opponent	Score	Team's RPI: 275
31	H Michigan	57 92	58	A Colorado St.	43 60	104	A UC Davis	55 75				
			84	H UNLV	87 68	149	A New Mexico	42 85				
			88	H Boise St.	84 77	157	H Fresno St.	51 59				
			97	N UT Arlington	58 64	173	A UC Riverside	44 72				
			100	A Wyoming	67 80	178	A Utah St.	47 53				
						200	A San Jose St.	80 81				
						200	H San Jose St.	90 99				
						214	H Loyola Marymount	53 60				
						233	A San Diego	53 91				
						244	H UC Santa Barbara	84 70				
						284	A Nevada	65 88				
						284	H Nevada	83 78				
						309	H Air Force	59 62				
						312	N Central Conn. St.	80 62				
						341	A Cal St. Fullerton	71 61				
LAST 12 Division I GAMES:												
284	A Nevada	65 88	84	H UNLV	87 68							
200	H San Jose St.	90 99	178	A Utah St.	47 53							
157	H Fresno St.	51 59	200	A San Jose St.	80 81							
100	A Wyoming	67 80	88	H Boise St.	84 77							
58	A Colorado St.	43 60	284	H Nevada	83 78							
309	H Air Force	59 62	149	A New Mexico	42 85							

Non-Div I Games: Biola 63 48 San Diego Christian80 70

San Diego St.

Loss, Non-Conf, S Site, H Home A Away N Neutral

Average RPI Win:	214	WON-LOST	WINNING	LAST 10	STRENGTH OF	OPP. STRENGTH	TEAM	ADJ.	CONF.	ADJ CONF.
Average RPI Loss:	135	RECORD	PCT. RANK	GAMES	SCHEDULE	OF SCHEDULE	RPI	RPI	RPI	RPI
DIV. I ONLY	13- 12	167	5- 5	202	143	159	159	14	14	
DIV. I NON-CONF.	6- 5	148	0- 0	192	188	156	156	13	13	
TOTALS	RPI 1-25	RPI 26-50	W-L RECORDS	RPI 51-100	RPI 101-150	RPI 150+				
13- 12	0- 0	0- 0	OVERALL	1- 4	1- 4	11- 4				
8- 2	0- 0	0- 0	HOME	1- 0	1- 2	6- 0				
4- 10	0- 0	0- 0	AWAY	0- 4	0- 2	4- 4				
1- 0	0- 0	0- 0	NEUTRAL	0- 0	0- 0	1- 0				
6- 5	0- 0	0- 0	NON-CONFERENCE	0- 2	1- 2	5- 1				
4- 1	0- 0	0- 0	HOME	0- 0	1- 1	3- 0				
1- 4	0- 0	0- 0	AWAY	0- 2	0- 1	1- 1				
1- 0	0- 0	0- 0	NEUTRAL	0- 0	0- 0	1- 0				
7- 7	0- 0	0- 0	CONFERENCE	1- 2	0- 2	6- 3				
4- 1	0- 0	0- 0	HOME	1- 0	0- 1	3- 0				
3- 6	0- 0	0- 0	AWAY	0- 2	0- 1	3- 3				
0- 0	0- 0	0- 0	NEUTRAL	0- 0	0- 0	3- 0				

RPI S	Opponent	Score	RPI S	Opponent	Score	RPI S	Opponent	Score	RPI S	Opponent	Score	Team's RPI: 159
						65	A Gonzaga	46 61	104	H UC Davis	58 78	
						67	A California	52 75	110	H Long Beach St.	73 71	
						87	A Washington St.	35 73	123	A St. Mary's (CA)	72 75	
						91	A BYU	61 73	123	H St. Mary's (CA)	62 64	
						91	H BYU	70 63	135	A North Dakota	63 71	
									155	A Santa Clara	61 74	
									155	H Santa Clara	77 68	
									157	A Fresno St.	48 61	
									200	H San Jose St.	79 71	
									214	A Loyola Marymount	79 72	
									218	A Pacific	60 63	
									218	H Pacific	67 64	
									227	H Seattle U	73 59	
									233	A San Diego	82 67	
									233	H San Diego	81 72	
									259	A Cal Poly	73 67	
									269	A Portland	75 56	
									286	H Sacramento St.	91 80	
									288	N Western Caro.	73 52	
									293	A Pepperdine	59 81	
LAST 12 Division I GAMES:												
			91	A	BYU	61	73	233	H	San Diego	81	72
			155	A	Santa Clara	61	74	269	A	Portland	75	56
			214	A	Loyola Marymount	79	72	218	A	Pacific	60	63
			293	A	Pepperdine	59	81	91	H	BYU	70	63
			218	H	Pacific	67	64	123	A	St. Mary's (CA)	72	75
			123	H	St. Mary's (CA)	62	64	65	A	Gonzaga	46	61

Non-Div I Games:

San Francisco

■ Loss, 
 ■ Non-Conf, 
 ■ S Site, 
 ■ H Home 
 ■ A Away 
 N Neutral

Average RPI Win:	236	WON-LOST	WINNING	LAST 10	STRENGTH OF	OPP. STRENGTH	TEAM	ADJ.	CONF.	ADJ CONF.
Average RPI Loss:	107	RECORD	PCT. RANK	GAMES	SCHEDULE	OF SCHEDULE	RPI	RPI	RPI	RPI
DIV. I ONLY	7- 16	278	4- 6	92	111	200	200	13	13	
DIV. I NON-CONF.	2- 9	293	0- 0	91	46	228	228	15	15	
TOTALS	RPI 1-25	RPI 26-50	W-L RECORDS	RPI 51-100	RPI 101-150	RPI 150+				
7- 16	0- 2	0- 1	OVERALL	1- 6	0- 2	6- 5				
4- 5	0- 0	0- 0	HOME	0- 2	0- 2	4- 1				
3- 9	0- 1	0- 0	AWAY	1- 4	0- 0	2- 3				
0- 2	0- 1	0- 1	NEUTRAL	0- 0	0- 0	0- 0				
2- 9	0- 2	0- 1	NON-CONFERENCE	0- 1	0- 1	2- 4				
1- 2	0- 0	0- 0	HOME	0- 0	0- 1	1- 1				
1- 5	0- 1	0- 0	AWAY	0- 1	0- 0	1- 3				
0- 2	0- 1	0- 1	NEUTRAL	0- 0	0- 0	0- 0				
5- 7	0- 0	0- 0	CONFERENCE	1- 5	0- 1	4- 1				
3- 3	0- 0	0- 0	HOME	0- 2	0- 1	3- 0				
2- 4	0- 0	0- 0	AWAY	1- 3	0- 0	1- 1				
0- 0	0- 0	0- 0	NEUTRAL	0- 0	0- 0	0- 0				

RPI 1-25				RPI 26-50				RPI 51-100				RPI 101+ Team's RPI: 200			
RPI	S	Opponent	Score	RPI	S	Opponent	Score	RPI	S	Opponent	Score	RPI	S	Opponent	Score
4	N	Mississippi St.	51 88	37	N	Oregon	62 91	58	A	Colorado St.	67 70	123	H	St. Mary's (CA)	64 85
23	A	Arizona St.	37 82					58	H	Colorado St.	56 68	149	H	New Mexico	72 82
								68	A	South Dakota	69 84	155	H	Santa Clara	75 64
								84	A	UNLV	76 65	157	A	Fresno St.	74 88
								84	H	UNLV	55 63	159	A	San Francisco	71 79
								88	A	Boise St.	64 86	179	A	New Mexico St.	55 66
								100	A	Wyoming	60 89	201	A	Nebraska	61 83
												218	H	Pacific	96 99
												267	A	Hawaii	77 61
												275	A	San Diego St.	99 90
												275	H	San Diego St.	81 80
												284	H	Nevada	107 84
												309	H	Air Force	86 74
LAST 12 Division I GAMES:															
		84	H	UNLV			55 63			100	A	Wyoming			60 89
		275	A	San Diego St.			99 90			309	H	Air Force			86 74
		149	H	New Mexico			72 82			275	H	San Diego St.			81 80
		84	A	UNLV			76 65			157	A	Fresno St.			74 88
		58	H	Colorado St.			56 68			58	A	Colorado St.			67 70
		88	A	Boise St.			64 86			284	H	Nevada			107 84

Non-Div I Games: Stanislaus St. 90 85

San Jose St.

Santa Clara

Through Games Of Feb. 14, 2017

Average RPI Win:	196	WON-LOST	WINNING	LAST 10	STRENGTH OF	OPP. STRENGTH	TEAM	ADJ.	CONF.	ADJ CONF.
Average RPI Loss:	112	RECORD	PCT. RANK	GAMES	SCHEDULE	OF SCHEDULE	RPI	RPI	RPI	RPI
DIV. I ONLY	11- 13	197	3- 3	77	162	155	155	14	14	
DIV. I NON-CONF.	4- 6	209	0- 1	16	178	99	99	13	13	
TOTALS	RPI 1-25	RPI 26-50	W-L RECORDS	RPI 51-100	RPI 101-150	RPI 150+				
11- 13	0- 0	1- 1	OVERALL	1- 7	0- 1	9- 4				
7- 3	0- 0	0- 0	HOME	1- 2	0- 0	6- 1				
2- 7	0- 0	0- 0	AWAY	0- 0	0- 0	2- 0				
2- 3	0- 0	1- 1	NEUTRAL	0- 2	0- 0	1- 0				
4- 6	0- 0	1- 1	NON-CONFERENCE	0- 4	0- 0	3- 1				
1- 1	0- 0	0- 0	HOME	0- 1	0- 0	1- 0				
1- 2	0- 0	0- 0	AWAY	0- 1	0- 0	1- 1				
2- 3	0- 0	1- 1	NEUTRAL	0- 2	0- 0	1- 0				
7- 7	0- 0	0- 0	CONFERENCE	1- 3	0- 1	6- 3				
6- 2	0- 0	0- 0	HOME	1- 1	0- 0	5- 1				
1- 5	0- 0	0- 0	AWAY	0- 2	0- 1	1- 2				
0- 0	0- 0	0- 0	NEUTRAL	0- 0	0- 0	0- 0				

RPI S	Opponent	Score	RPI S	Opponent	Score	RPI S	Opponent	Score	RPI S	Opponent	Score	Team's RPI: 155
32 N	South Fla.	54 63	43 N	Marquette	65 62	57 H	Northwestern	75 87	123 A	St. Mary's (CA)	53 55	
						65 A	Gonzaga	39 51	159 A	San Francisco	68 77	
						65 H	Gonzaga	49 50	159 H	San Francisco	74 61	
						67 A	California	58 73	174 H	Idaho St.	82 78	
						70 N	Montana St.	50 77	179 N	New Mexico St.	60 46	
						79 N	Oklahoma St.	53 67	200 A	San Jose St.	64 75	
						91 A	BYU	66 72	214 A	Loyola Marymount	50 61	
						91 H	BYU	64 63	214 H	Loyola Marymount	71 64	
									218 H	Pacific	68 51	
									233 H	San Diego	56 57	
									244 A	UC Santa Barbara	69 58	
									269 A	Portland	56 44	
									269 H	Portland	68 56	
									293 H	Pepperdine	61 40	
LAST 12 Division I GAMES:												
32 N	South Fla.	54 63	91 A	BYU	66 72							
218 H	Pacific	68 51	214 A	Loyola Marymount	50 61							
159 H	San Francisco	74 61	65 A	Gonzaga	39 51							
65 H	Gonzaga	49 50	293 H	Pepperdine	61 40							
269 H	Portland	68 56	233 H	San Diego	56 57							
123 A	St. Mary's (CA)	53 55	214 H	Loyola Marymount	71 64							

Non-Div I Games: UC Santa Cruz 85 39

Santa Clara

Loss, Non-Conf, S Site, H Home A Away N Neutral



Average RPI Win:	<b>283</b>	WON-LOST	WINNING	LAST 10	STRENGTH OF	OPP. STRENGTH	TEAM	ADJ.	CONF.	ADJ CONF.
Average RPI Loss:	<b>154</b>	RECORD	PCT. RANK	GAMES	SCHEDULE	OF SCHEDULE	RPI	RPI	RPI	RPI
DIV. I ONLY	<b>8- 14</b>	<b>244</b>	<b>7- 2</b>	<b>206</b>	<b>295</b>	<b>262</b>	<b>262</b>	<b>32</b>	<b>32</b>	
DIV. I NON-CONF.	<b>1- 10</b>	<b>325</b>	<b>0- 0</b>	<b>77</b>	<b>49</b>	<b>281</b>	<b>281</b>	<b>31</b>	<b>31</b>	
TOTALS	RPI 1-25	RPI 26-50	W-L RECORDS	RPI 51-100	RPI 101-150	RPI 150+				
8- 14	0- 2	0- 1	OVERALL	0- 3	0- 0	8- 8				
6- 5	0- 1	0- 0	HOME	0- 1	0- 0	6- 3				
2- 9	0- 1	0- 1	AWAY	0- 2	0- 0	2- 5				
0- 0	0- 0	0- 0	NEUTRAL	0- 0	0- 0	0- 0				
1- 10	0- 2	0- 1	NON-CONFERENCE	0- 3	0- 0	1- 4				
1- 4	0- 1	0- 0	HOME	0- 1	0- 0	1- 2				
0- 6	0- 1	0- 1	AWAY	0- 2	0- 0	0- 2				
0- 0	0- 0	0- 0	NEUTRAL	0- 0	0- 0	0- 0				
7- 4	0- 0	0- 0	CONFERENCE	0- 0	0- 0	7- 4				
5- 1	0- 0	0- 0	HOME	0- 0	0- 0	5- 1				
2- 3	0- 0	0- 0	AWAY	0- 0	0- 0	2- 3				
0- 0	0- 0	0- 0	NEUTRAL	0- 0	0- 0	0- 0				

RPI 1-25				RPI 26-50				RPI 51-100				RPI 101+ Team's RPI: 262			
RPI	S	Opponent	Score	RPI	S	Opponent	Score	RPI	S	Opponent	Score	RPI	S	Opponent	Score
3	H	South Carolina	30 <b>70</b>	35	A	Auburn	46 <b>75</b>	78	A	Iowa St.	51 <b>74</b>	170	A	Hampton	46 <b>75</b>
7	A	Washington	36 <b>87</b>					89	H	Jacksonville	40 <b>55</b>	170	H	Hampton	55 51
								96	A	FGCU	40 <b>89</b>	197	A	Seton Hall	60 <b>74</b>
												219	H	Alabama St.	54 39
												221	H	Bethune-Cookman	31 <b>38</b>
												236	H	Ga. Southern	45 <b>50</b>
												249	A	Norfolk St.	55 <b>61</b>
												249	H	Norfolk St.	59 53
												250	A	UMES	59 58
												252	H	Jacksonville St.	57 <b>64</b>
												254	A	Howard	49 <b>55</b>
												273	A	Kennesaw St.	60 <b>72</b>
												339	H	Morgan St.	66 62
												344	H	Florida A&M	56 52
												345	A	South Carolina St.	60 49
												348	H	Delaware St.	64 57
LAST 12 Division I GAMES:															
249	H	Norfolk St.	59 53	345	A	South Carolina St.	60 49								
170	H	Hampton	55 51	344	H	Florida A&M	56 52								
250	A	UMES	59 58	170	A	Hampton	46 <b>75</b>								
254	A	Howard	49 <b>55</b>	249	A	Norfolk St.	55 <b>61</b>								
348	H	Delaware St.	64 57	221	H	Bethune-Cookman	31 <b>38</b>								
339	H	Morgan St.	66 62	96	A	FGCU	40 <b>89</b>								

Non-Div I Games: Columbia (SC) 68 52 Allen 91 48

Savannah St.

Average RPI Win:	295	WON-LOST	WINNING	LAST 10	STRENGTH OF	OPP. STRENGTH	TEAM	ADJ.	CONF.	ADJ CONF.
Average RPI Loss:	139	RECORD	PCT. RANK	GAMES	SCHEDULE	OF SCHEDULE	RPI	RPI	RPI	RPI
DIV. I ONLY	11- 13	197	8- 2	263	265	227	227	29	29	
DIV. I NON-CONF.	3- 12	288	0- 3	152	233	286	286	29	29	
TOTALS	RPI 1-25	RPI 26-50	W-L RECORDS	RPI 51-100	RPI 101-150	RPI 150+				
11- 13	0- 1	0- 0	OVERALL	0- 4	0- 1	11- 7				
6- 5	0- 1	0- 0	HOME	0- 0	0- 1	6- 3				
5- 8	0- 0	0- 0	AWAY	0- 4	0- 0	5- 4				
0- 0	0- 0	0- 0	NEUTRAL	0- 0	0- 0	0- 0				
3- 12	0- 1	0- 0	NON-CONFERENCE	0- 4	0- 1	3- 6				
2- 5	0- 1	0- 0	HOME	0- 0	0- 1	2- 3				
1- 7	0- 0	0- 0	AWAY	0- 4	0- 0	1- 3				
0- 0	0- 0	0- 0	NEUTRAL	0- 0	0- 0	0- 0				
8- 1	0- 0	0- 0	CONFERENCE	0- 0	0- 0	8- 1				
4- 0	0- 0	0- 0	HOME	0- 0	0- 0	4- 0				
4- 1	0- 0	0- 0	AWAY	0- 0	0- 0	4- 1				
0- 0	0- 0	0- 0	NEUTRAL	0- 0	0- 0	0- 0				

RPI 1-25				RPI 26-50				RPI 51-100				RPI 101+ Team's RPI: 227			
RPI	S	Opponent	Score	RPI	S	Opponent	Score	RPI	S	Opponent	Score	RPI	S	Opponent	Score
7	H	Washington	64 94					58	A	Colorado St.	62 66	124	H	Idaho	64 68
								70	A	Montana St.	56 75	159	A	San Francisco	59 73
								86	A	SMU	43 77	165	H	CSUN	64 68
								88	A	Boise St.	68 73	173	A	UC Riverside	54 58
												179	A	New Mexico St.	69 73
												214	H	Loyola Marymount	59 62
												225	H	Grand Canyon	86 60
												233	A	San Diego	44 67
												244	H	UC Santa Barbara	58 53
												256	H	Portland St.	71 79
												260	A	UTRGV	67 54
												263	H	CSU Bakersfield	54 47
												295	A	Denver	75 72
												318	A	UMKC	75 65
												318	H	UMKC	74 52
												326	H	Montana	60 44
												329	A	Utah Valley	69 51
												334	A	Chicago St.	64 51
												334	H	Chicago St.	82 53
LAST 12 Division I GAMES:															
318	H	UMKC	74 52	334	A	Chicago St.	64 51								
334	H	Chicago St.	82 53	318	A	UMKC	75 65								
329	A	Utah Valley	69 51	263	H	CSU Bakersfield	54 47								
260	A	UTRGV	67 54	165	H	CSUN	64 68								
179	A	New Mexico St.	69 73	86	A	SMU	43 77								
225	H	Grand Canyon	86 60	58	A	Colorado St.	62 66								

Non-Div I Games:

Seattle U

■ Loss, 
 ■ Non-Conf, 
 ■ S Site, 
 ■ Home 
 ■ A Away 
 N Neutral

Average RPI Win:	196	WON-LOST	WINNING	LAST 10	STRENGTH OF	OPP. STRENGTH	TEAM	ADJ.	CONF.	ADJ CONF.
Average RPI Loss:	83	RECORD	PCT. RANK	GAMES	SCHEDULE	OF SCHEDULE	RPI	RPI	RPI	RPI
DIV. I ONLY	11- 15	218	3- 7	132	68	197	197	7	7	
DIV. I NON-CONF.	7- 4	114	0- 0	242	147	157	157	7	7	
TOTALS	RPI 1-25	RPI 26-50	W-L RECORDS	RPI 51-100	RPI 101-150	RPI 150+				
11- 15	0- 3	0- 6	OVERALL	2- 2	1- 1	8- 3				
10- 6	0- 2	0- 3	HOME	2- 1	1- 0	7- 0				
1- 9	0- 1	0- 3	AWAY	0- 1	0- 1	1- 3				
0- 0	0- 0	0- 0	NEUTRAL	0- 0	0- 0	0- 0				
7- 4	0- 0	0- 0	NON-CONFERENCE	1- 2	1- 1	5- 1				
6- 1	0- 0	0- 0	HOME	1- 1	1- 0	4- 0				
1- 3	0- 0	0- 0	AWAY	0- 1	0- 1	1- 1				
0- 0	0- 0	0- 0	NEUTRAL	0- 0	0- 0	0- 0				
4- 11	0- 3	0- 6	CONFERENCE	1- 0	0- 0	3- 2				
4- 5	0- 2	0- 3	HOME	1- 0	0- 0	3- 0				
0- 6	0- 1	0- 3	AWAY	0- 0	0- 0	0- 2				
0- 0	0- 0	0- 0	NEUTRAL	0- 0	0- 0	0- 0				

RPI 1-25				RPI 26-50				RPI 51-100				RPI 101+ Team's RPI: 197			
RPI	S	Opponent	Score	RPI	S	Opponent	Score	RPI	S	Opponent	Score	RPI	S	Opponent	Score
19	A	DePaul	60 86	43	A	Marquette	60 103	55	A	Minnesota	57 90	116	H	Rider	89 81
19	H	DePaul	65 96	43	H	Marquette	77 83	69	H	Wake Forest	70 63	133	A	Princeton	67 94
22	H	Creighton	60 70	49	A	Georgetown	58 77	73	H	St. John's (NY)	64 59	164	H	Boston College	71 66
				49	H	Georgetown	60 77	97	H	UT Arlington	61 86	167	H	Providence	55 43
				50	A	Villanova	52 69					181	A	Xavier	64 72
				50	H	Villanova	52 87					181	H	Xavier	71 62
LAST 12 Division I GAMES:															
				50	H	Villanova	52 87	22	H	Creighton	60 70				
				49	H	Georgetown	60 77	167	H	Providence	55 43				
				19	A	DePaul	60 86	49	A	Georgetown	58 77				
				43	A	Marquette	60 103	50	A	Villanova	52 69				
				237	H	Butler	65 63	43	H	Marquette	77 83				
				181	H	Xavier	71 62	19	H	DePaul	65 96				

Non-Div I Games:

Seton Hall

■ Loss, 
 ■ Non-Conf, 
 ■ S Site, 
 ■ H Home 
 ■ A Away 
 N Neutral

Average RPI Win:	230	WON-LOST	WINNING	LAST 10	STRENGTH OF	OPP. STRENGTH	TEAM	ADJ.	CONF.	ADJ CONF.
Average RPI Loss:	131	RECORD	PCT. RANK	GAMES	SCHEDULE	OF SCHEDULE	RPI	RPI	RPI	RPI
DIV. I ONLY	10- 15	230	7- 3	100	237	193	193	18	18	
DIV. I NON-CONF.	1- 8	314	0- 0	33	197	255	255	17	17	
TOTALS	RPI 1-25	RPI 26-50	W-L RECORDS	RPI 51-100	RPI 101-150	RPI 150+				
10- 15	0- 0	0- 4	OVERALL	0- 2	0- 3	10- 6				
7- 6	0- 0	0- 2	HOME	0- 1	0- 1	7- 2				
3- 9	0- 0	0- 2	AWAY	0- 1	0- 2	3- 4				
0- 0	0- 0	0- 0	NEUTRAL	0- 0	0- 0	0- 0				
1- 8	0- 0	0- 2	NON-CONFERENCE	0- 2	0- 1	1- 3				
1- 3	0- 0	0- 1	HOME	0- 1	0- 0	1- 1				
0- 5	0- 0	0- 1	AWAY	0- 1	0- 1	0- 2				
0- 0	0- 0	0- 0	NEUTRAL	0- 0	0- 0	0- 0				
9- 7	0- 0	0- 2	CONFERENCE	0- 0	0- 2	9- 3				
6- 3	0- 0	0- 1	HOME	0- 0	0- 1	6- 1				
3- 4	0- 0	0- 1	AWAY	0- 0	0- 1	3- 2				
0- 0	0- 0	0- 0	NEUTRAL	0- 0	0- 0	0- 0				

RPI S	Opponent	Score	RPI S	Opponent	Score	RPI S	Opponent	Score	RPI S	Opponent	Score	Team's RPI: 193
26	H Harvard	58 65	92	H New Hampshire	67 77	116	A Rider	70 72				
33	A Syracuse	65 102	96	A FGCU	42 66	116	H Rider	61 62				
46	A Quinnipiac	47 73				139	A Albany (NY)	86 88				
46	H Quinnipiac	60 76				160	A Iona	58 46				
						169	A Fairfield	57 61				
						169	H Fairfield	67 52				
						180	A Northeastern	50 61				
						183	H Hartford	76 80				
						195	A Sacred Heart	58 62				
						209	A Monmouth	91 86				
						209	H Monmouth	85 76				
						224	H Niagara	71 53				
						242	A Marist	69 68				
						242	H Marist	59 70				
						245	H Colgate	71 63				
						246	H Canisius	67 42				
						283	A Manhattan	66 68				
						283	H Manhattan	67 62				
						316	H Saint Peter's	80 55				
LAST 12 Division I GAMES:												
46	H Quinnipiac	60 76	242	A Marist	69 68							
283	H Manhattan	67 62	316	H Saint Peter's	80 55							
116	A Rider	70 72	209	H Monmouth	85 76							
242	H Marist	59 70	160	A Iona	58 46							
209	A Monmouth	91 86	116	H Rider	61 62							
246	H Canisius	67 42	169	A Fairfield	57 61							

Non-Div I Games:

Siena

Average RPI Win:	257	WON-LOST	WINNING	LAST 10	STRENGTH OF	OPP. STRENGTH	TEAM	ADJ.	CONF.	ADJ CONF.
Average RPI Loss:	140	RECORD	PCT. RANK	GAMES	SCHEDULE	OF SCHEDULE	RPI	RPI	RPI	RPI
DIV. I ONLY	6- 15	286	2- 8	146	216	232	232	21	21	
DIV. I NON-CONF.	3- 6	230	0- 0	102	149	192	192	19	19	
TOTALS	RPI 1-25	RPI 26-50	W-L RECORDS	RPI 51-100	RPI 101-150	RPI 150+				
6- 15	0- 0	0- 2	OVERALL	0- 3	0- 4	6- 6				
1- 7	0- 0	0- 1	HOME	0- 1	0- 2	1- 3				
4- 7	0- 0	0- 1	AWAY	0- 1	0- 2	4- 3				
1- 1	0- 0	0- 0	NEUTRAL	0- 1	0- 0	1- 0				
3- 6	0- 0	0- 1	NON-CONFERENCE	0- 2	0- 2	3- 1				
1- 2	0- 0	0- 1	HOME	0- 0	0- 1	1- 0				
1- 3	0- 0	0- 0	AWAY	0- 1	0- 1	1- 1				
1- 1	0- 0	0- 0	NEUTRAL	0- 1	0- 0	1- 0				
3- 9	0- 0	0- 1	CONFERENCE	0- 1	0- 2	3- 5				
0- 5	0- 0	0- 0	HOME	0- 1	0- 1	0- 3				
3- 4	0- 0	0- 1	AWAY	0- 0	0- 1	3- 2				
0- 0	0- 0	0- 0	NEUTRAL	0- 0	0- 0	0- 0				

RPI S	Opponent	Score	RPI S	Opponent	Score	RPI S	Opponent	Score	RPI S	Opponent	Score	Team's RPI: 232
28	H North Carolina St.	31 74	61	N Florida	33 85	107	A Troy	71 75				
44	A Little Rock	54 71	89	A Jacksonville	55 62	107	H Troy	57 73				
			97	H UT Arlington	49 73	111	A UCF	58 70				
						120	H Southern Miss.	48 57				
						163	A Louisiana	38 62				
						175	H Texas St.	44 57				
						184	A UAB	41 66				
						211	A New Orleans	65 62				
						228	H Southern U.	55 48				
						236	A Ga. Southern	55 46				
						236	H Ga. Southern	45 53				
						258	A Georgia St.	77 47				
						258	H Georgia St.	45 55				
						276	N North Florida	62 55				
						323	A Arkansas St.	53 56				
						332	A La.-Monroe	74 44				
LAST 12 Division I GAMES:												
332	A La.-Monroe	74 44	323	A Arkansas St.	53 56							
163	A Louisiana	38 62	175	H Texas St.	44 57							
107	A Troy	71 75	97	H UT Arlington	49 73							
236	H Ga. Southern	45 53	258	A Georgia St.	77 47							
258	H Georgia St.	45 55	236	A Ga. Southern	55 46							
44	A Little Rock	54 71	107	H Troy	57 73							

Non-Div I Games: Spring Hill 38 33 William Carey 62 39

South Ala.

Loss, Non-Conf, S Site, H Home A Away N Neutral

# South Carolina

Through Games Of Feb. 14, 2017

Average RPI Win:	88	WON-LOST	WINNING	LAST 10	STRENGTH OF	OPP. STRENGTH	TEAM	ADJ.	CONF.	ADJ CONF.
Average RPI Loss:	8	RECORD	PCT. RANK	GAMES	SCHEDULE	OF SCHEDULE	RPI	RPI	RPI	RPI
DIV. I ONLY	21- 3	9	8- 2	5	1	3	3	2	2	
DIV. I NON-CONF.	10- 2	32	0- 1	9	2	3	3	2	2	
TOTALS	RPI 1-25	RPI 26-50	W-L RECORDS	RPI 51-100	RPI 101-150	RPI 150+				
21- 3	6- 3	3- 0	OVERALL	4- 0	5- 0	3- 0				
11- 1	2- 1	1- 0	HOME	2- 0	4- 0	2- 0				
9- 2	3- 2	2- 0	AWAY	2- 0	1- 0	1- 0				
1- 0	1- 0	0- 0	NEUTRAL	0- 0	0- 0	0- 0				
10- 2	4- 2	0- 0	NON-CONFERENCE	1- 0	2- 0	3- 0				
6- 0	1- 0	0- 0	HOME	1- 0	2- 0	2- 0				
3- 2	2- 2	0- 0	AWAY	0- 0	0- 0	1- 0				
1- 0	1- 0	0- 0	NEUTRAL	0- 0	0- 0	0- 0				
11- 1	2- 1	3- 0	CONFERENCE	3- 0	3- 0	0- 0				
5- 1	1- 1	1- 0	HOME	1- 0	2- 0	0- 0				
6- 0	1- 0	2- 0	AWAY	2- 0	1- 0	0- 0				
0- 0	0- 0	0- 0	NEUTRAL	0- 0	0- 0	0- 0				

RPI	S	Opponent	Score	RPI	S	Opponent	Score	RPI	S	Opponent	Score	RPI	S	Opponent	Score
1	A	UConn	55 66	29	A	LSU	84 61	55	H	Minnesota	98 58	106	H	Clemson	83 61
4	H	Mississippi St.	64 61	35	A	Auburn	73 47	61	A	Florida	81 62	112	H	Ole Miss	65 46
5	A	Texas	76 67	35	H	Auburn	60 41	93	A	Georgia	62 44	129	H	Maine	79 42
10	A	Duke	63 74					93	H	Georgia	66 63	136	A	Arkansas	79 49
12	H	UCLA	66 57									141	H	Alabama	93 45
13	N	Louisville	83 59									170	H	Hampton	92 38
14	H	Tennessee	74 76									262	A	Savannah St.	70 30
16	A	Kentucky	75 63									316	H	Saint Peter's	93 38
25	A	Ohio St.	92 80												
LAST 12 Division I GAMES:															
1	A	UConn	55 66	4	H	Mississippi St.	64 61								
35	H	Auburn	60 41	112	H	Ole Miss	65 46								
136	A	Arkansas	79 49	29	A	LSU	84 61								
16	A	Kentucky	75 63	93	H	Georgia	66 63								
14	H	Tennessee	74 76	61	A	Florida	81 62								
93	A	Georgia	62 44	35	A	Auburn	73 47								

Non-Div I Games:

South Carolina

Loss, Non-Conf, S Site, H Home A Away N Neutral

Average RPI Win: 306		WON-LOST	WINNING	LAST 10	STRENGTH OF	OPP. STRENGTH	TEAM	ADJ.	CONF.	ADJ CONF.
Average RPI Loss: 234		RECORD	PCT. RANK	GAMES	SCHEDULE	OF SCHEDULE	RPI	RPI	RPI	RPI
DIV. I ONLY		3- 18	330	2- 8	341	326	345	345	32	32
DIV. I NON-CONF.		1- 8	314	0- 0	331	244	342	342	31	31
TOTALS		RPI 1-25	RPI 26-50	W-L RECORDS	RPI 51-100	RPI 101-150	RPI 150+			
3- 18	0- 0		0- 0	OVERALL	0- 1	0- 2	3- 15			
1- 6	0- 0		0- 0	HOME	0- 0	0- 0	1- 6			
2- 11	0- 0		0- 0	AWAY	0- 1	0- 2	2- 8			
0- 1	0- 0		0- 0	NEUTRAL	0- 0	0- 0	0- 1			
1- 8	0- 0		0- 0	NON-CONFERENCE	0- 1	0- 2	1- 5			
0- 1	0- 0		0- 0	HOME	0- 0	0- 0	0- 1			
1- 6	0- 0		0- 0	AWAY	0- 1	0- 2	1- 3			
0- 1	0- 0		0- 0	NEUTRAL	0- 0	0- 0	0- 1			
2- 10	0- 0		0- 0	CONFERENCE	0- 0	0- 0	2- 10			
1- 5	0- 0		0- 0	HOME	0- 0	0- 0	1- 5			
1- 5	0- 0		0- 0	AWAY	0- 0	0- 0	1- 5			
0- 0	0- 0		0- 0	NEUTRAL	0- 0	0- 0	0- 0			

RPI 1-25				RPI 26-50				RPI 51-100				RPI 101+				Team's RPI: 345	
RPI	S	Opponent	Score	RPI	S	Opponent	Score	RPI	S	Opponent	Score	RPI	S	Opponent	Score		
								93	A	Georgia	50 64	106	A	Clemson	36 56		
												109	A	North Carolina	49 82		
												170	A	Hampton	46 80		
												170	H	Hampton	50 51		
												221	H	Bethune-Cookman	34 64		
												235	A	Charleston So.	62 67		
												236	A	Ga. Southern	58 74		
												239	A	Wofford	65 66		
												249	H	Norfolk St.	53 68		
												250	A	UMES	67 60		
												254	A	Howard	57 75		
												262	H	Savannah St.	49 60		
												277	A	N.C. A&T	54 66		
												278	N	Coastal Caro.	54 63		
												301	A	Coppin St.	54 70		
												320	H	USC Upstate	67 73		
												328	A	Winthrop	63 55		
												339	H	Morgan St.	50 46		
												343	A	N.C. Central	41 52		
												348	H	Delaware St.	70 72		
LAST 12 Division I GAMES:																	
				277	A	N.C. A&T	54 66	170	A	Hampton	46 80						
				343	A	N.C. Central	41 52	339	H	Morgan St.	50 46						
				170	H	Hampton	50 51	348	H	Delaware St.	70 72						
				249	H	Norfolk St.	53 68	262	H	Savannah St.	49 60						
				254	A	Howard	57 75	221	H	Bethune-Cookman	34 64						
				250	A	UMES	67 60	301	A	Coppin St.	54 70						

Non-Div I Games:	St. Andrews	72	35	Morris	85	57
------------------	-------------	----	----	--------	----	----

South Carolina St.

Loss, Non-Conf, S Site, H Home A Away N Neutral

# South Dakota

Through Games Of Feb. 14, 2017

Average RPI Win:	193	WON-LOST	WINNING	LAST 10	STRENGTH OF	OPP. STRENGTH	TEAM	ADJ.	CONF.	ADJ CONF.
Average RPI Loss:	133	RECORD	PCT. RANK	GAMES	SCHEDULE	OF SCHEDULE	RPI	RPI	RPI	RPI
DIV. I ONLY	18- 5	28	7- 3	220	120	68	68	11	11	
DIV. I NON-CONF.	9- 2	37	0- 0	141	120	39	39	10	10	
TOTALS	RPI 1-25	RPI 26-50	W-L RECORDS	RPI 51-100	RPI 101-150	RPI 150+				
18- 5	0- 0	1- 1	OVERALL	3- 2	1- 1	13- 1				
8- 1	0- 0	1- 0	HOME	2- 1	0- 0	5- 0				
7- 4	0- 0	0- 1	AWAY	0- 1	1- 1	6- 1				
3- 0	0- 0	0- 0	NEUTRAL	1- 0	0- 0	2- 0				
9- 2	0- 0	0- 0	NON-CONFERENCE	2- 1	1- 1	6- 0				
3- 0	0- 0	0- 0	HOME	1- 0	0- 0	2- 0				
3- 2	0- 0	0- 0	AWAY	0- 1	1- 1	2- 0				
3- 0	0- 0	0- 0	NEUTRAL	1- 0	0- 0	2- 0				
9- 3	0- 0	1- 1	CONFERENCE	1- 1	0- 0	7- 1				
5- 1	0- 0	1- 0	HOME	1- 1	0- 0	3- 0				
4- 2	0- 0	0- 1	AWAY	0- 0	0- 0	4- 1				
0- 0	0- 0	0- 0	NEUTRAL	0- 0	0- 0	0- 0				

RPI S	Opponent	Score	RPI S	Opponent	Score	RPI S	Opponent	Score	RPI S	Opponent	Score
36	A South Dakota St.	58 70	36	H South Dakota St.	65 62	62	H IUPUI	75 62	136	A Arkansas	67 70
						82	N Northern Ill.	97 83	140	A Tulsa	71 68
						94	H Western Ill.	78 86	151	A Oral Roberts	69 47
						95	H SFA	80 74	153	A Omaha	60 52
						100	A Wyoming	62 69	168	N Southern Ill.	68 57
									173	A UC Riverside	61 55
									186	H Illinois	77 68
									200	H San Jose St.	84 69
									222	N SIUE	75 68
									263	A CSU Bakersfield	75 60
									295	A Denver	53 44
									295	H Denver	70 64
									298	A North Dakota St.	73 83
									298	H North Dakota St.	80 48
									324	A Fort Wayne	82 55
									324	H Fort Wayne	87 59
LAST 12 Division I GAMES:											
324	A Fort Wayne	82 55	153	A Omaha	60 52						
36	A South Dakota St.	58 70	151	A Oral Roberts	69 47						
295	A Denver	53 44	62	H IUPUI	75 62						
94	H Western Ill.	78 86	298	A North Dakota St.	73 83						
298	H North Dakota St.	80 48	36	H South Dakota St.	65 62						
324	H Fort Wayne	87 59	295	H Denver	70 64						

Non-Div I Games: Concordia-St. Paul 83 58 Northwestern (IA) 100 57

South Dakota

Loss, Non-Conf, S Site, H Home A Away N Neutral



Average RPI Win:	170	WON-LOST	WINNING	LAST 10	STRENGTH OF	OPP. STRENGTH	TEAM	ADJ.	CONF.	ADJ CONF.
Average RPI Loss:	58	RECORD	PCT. RANK	GAMES	SCHEDULE	OF SCHEDULE	RPI	RPI	RPI	RPI
DIV. I ONLY	19- 6	39	8- 2	72	108	36	36	11	11	
DIV. I NON-CONF.	9- 3	63	0- 0	24	48	15	15	10	10	
TOTALS	RPI 1-25	RPI 26-50	W-L RECORDS	RPI 51-100	RPI 101-150	RPI 150+				
19- 6	1- 2	2- 1	OVERALL	4- 2	1- 0	11- 1				
11- 1	1- 0	1- 1	HOME	3- 0	0- 0	6- 0				
7- 5	0- 2	1- 0	AWAY	1- 2	1- 0	4- 1				
1- 0	0- 0	0- 0	NEUTRAL	0- 0	0- 0	1- 0				
9- 3	1- 2	2- 1	NON-CONFERENCE	1- 0	1- 0	4- 0				
4- 1	1- 0	1- 1	HOME	0- 0	0- 0	2- 0				
4- 2	0- 2	1- 0	AWAY	1- 0	1- 0	1- 0				
1- 0	0- 0	0- 0	NEUTRAL	0- 0	0- 0	1- 0				
10- 3	0- 0	0- 0	CONFERENCE	3- 2	0- 0	7- 1				
7- 0	0- 0	0- 0	HOME	3- 0	0- 0	4- 0				
3- 3	0- 0	0- 0	AWAY	0- 2	0- 0	3- 1				
0- 0	0- 0	0- 0	NEUTRAL	0- 0	0- 0	0- 0				

RPI 1-25				RPI 26-50				Team's RPI: 36	RPI 51-100				RPI 101+			
RPI	S	Opponent	Score	RPI	S	Opponent	Score		RPI	S	Opponent	Score	RPI	S	Opponent	Score
13	A	Louisville	30 83	34	H	Green Bay	43 67		62	A	IUPUI	59 64	135	A	North Dakota	83 72
17	A	Oklahoma	60 74	47	A	Iowa	66 64		62	H	IUPUI	68 49	151	A	Oral Roberts	78 57
22	H	Creighton	63 56	48	H	George Washington	60 55		64	A	UNI	61 50	151	H	Oral Roberts	82 35
									68	A	South Dakota	62 65	153	A	Omaha	82 83
									68	H	South Dakota	70 58	153	H	Omaha	76 64
									94	H	Western Ill.	73 58	205	A	Wichita St.	78 58
													222	H	SIUE	82 49
													274	H	Ark.-Pine Bluff	103 45
													295	A	Denver	72 63
													298	A	North Dakota St.	69 66
													298	H	North Dakota St.	70 44
													324	H	Fort Wayne	73 51
													326	N	Montana	84 43
LAST 12 Division I GAMES:																
62	A	IUPUI	59 64	295	A	Denver	72 63									
151	H	Oral Roberts	82 35	151	A	Oral Roberts	78 57									
68	H	South Dakota	70 58	62	H	IUPUI	68 49									
298	H	North Dakota St.	70 44	153	H	Omaha	76 64									
153	A	Omaha	82 83	324	H	Fort Wayne	73 51									
94	H	Western Ill.	73 58	68	A	South Dakota	62 65									

Non-Div I Games:

South Dakota St.

■ Loss, 
 ■ Non-Conf, S Site, 
 ■ Home 
 ■ Away 
 N Neutral

Average RPI Win:	147	WON-LOST	WINNING	LAST 10	STRENGTH OF	OPP. STRENGTH	TEAM	ADJ.	CONF.	ADJ CONF.
Average RPI Loss:	76	RECORD	PCT. RANK	GAMES	SCHEDULE	OF SCHEDULE	RPI	RPI	RPI	RPI
DIV. I ONLY	20- 5	21	7- 3	71	61	32	32	5	5	
DIV. I NON-CONF.	11- 2	23	0- 1	140	107	56	56	5	5	
TOTALS	RPI 1-25	RPI 26-50	W-L RECORDS	RPI 51-100	RPI 101-150	RPI 150+				
20- 5	1- 2	2- 0	OVERALL	4- 0	7- 3	6- 0				
10- 2	0- 1	1- 0	HOME	1- 0	5- 1	3- 0				
6- 2	1- 1	1- 0	AWAY	1- 0	1- 1	2- 0				
4- 1	0- 0	0- 0	NEUTRAL	2- 0	1- 1	1- 0				
11- 2	0- 1	0- 0	NON-CONFERENCE	3- 0	2- 1	6- 0				
5- 1	0- 1	0- 0	HOME	1- 0	1- 0	3- 0				
2- 0	0- 0	0- 0	AWAY	0- 0	0- 0	2- 0				
4- 1	0- 0	0- 0	NEUTRAL	2- 0	1- 1	1- 0				
9- 3	1- 1	2- 0	CONFERENCE	1- 0	5- 2	0- 0				
5- 1	0- 0	1- 0	HOME	0- 0	4- 1	0- 0				
4- 2	1- 1	1- 0	AWAY	1- 0	1- 1	0- 0				
0- 0	0- 0	0- 0	NEUTRAL	0- 0	0- 0	0- 0				

RPI	S	Opponent	Score	RPI	S	Opponent	Score	Team's RPI: 32	RPI	S	Opponent	Score	RPI	S	Opponent	Score
1	A	UConn	37 102	42	A	Tulane	62 53		84	N	UNLV	77 42	109	N	North Carolina	83 55
13	H	Louisville	52 66	42	H	Tulane	66 56		86	A	SMU	52 51	110	N	Long Beach St.	68 73
24	A	Temple	55 51						89	H	Jacksonville	64 52	111	H	UCF	62 66
									93	N	Georgia	81 65	119	H	Stetson	74 60
													140	H	Tulsa	84 68
													143	H	Cincinnati	72 52
													144	A	East Carolina	76 66
													144	H	East Carolina	79 48
													145	A	Memphis	57 62
													145	H	Memphis	79 49
													155	N	Santa Clara	63 54
													237	A	Butler	74 59
													255	H	Saint Francis (PA)	129 80
													276	H	North Florida	78 42
													281	H	FIU	91 41
													323	A	Arkansas St.	78 59
LAST 12 Division I GAMES:																
111	H	UCF	62 66	86	A	SMU	52 51									
42	H	Tulane	66 56	13	H	Louisville	52 66									
144	A	East Carolina	76 66	145	H	Memphis	79 49									
145	A	Memphis	57 62	144	H	East Carolina	79 48									
143	H	Cincinnati	72 52	1	A	UConn	37 102									
24	A	Temple	55 51	140	H	Tulsa	84 68									

Non-Div I Games:

South Fla.

■ Loss, 
 ■ Non-Conf, S Site, 
 ■ Home 
 ■ Away 
 N Neutral

Average RPI Win:	276	WON-LOST	WINNING	LAST 10	STRENGTH OF	OPP. STRENGTH	TEAM	ADJ.	CONF.	ADJ CONF.
Average RPI Loss:	186	RECORD	PCT. RANK	GAMES	SCHEDULE	OF SCHEDULE	RPI	RPI	RPI	RPI
DIV. I ONLY	10- 14	220	5- 5	304	293	271	271	26	26	
DIV. I NON-CONF.	4- 7	224	0- 0	270	291	288	288	26	26	
TOTALS	RPI 1-25	RPI 26-50	W-L RECORDS	RPI 51-100	RPI 101-150	RPI 150+				
10- 14	0- 0	0- 0	OVERALL	0- 2	0- 3	10- 9				
4- 7	0- 0	0- 0	HOME	0- 1	0- 2	4- 4				
5- 6	0- 0	0- 0	AWAY	0- 1	0- 1	5- 4				
1- 1	0- 0	0- 0	NEUTRAL	0- 0	0- 0	1- 1				
4- 7	0- 0	0- 0	NON-CONFERENCE	0- 1	0- 3	4- 3				
2- 3	0- 0	0- 0	HOME	0- 1	0- 2	2- 0				
1- 3	0- 0	0- 0	AWAY	0- 0	0- 1	1- 2				
1- 1	0- 0	0- 0	NEUTRAL	0- 0	0- 0	1- 1				
6- 7	0- 0	0- 0	CONFERENCE	0- 1	0- 0	6- 6				
2- 4	0- 0	0- 0	HOME	0- 0	0- 0	2- 4				
4- 3	0- 0	0- 0	AWAY	0- 1	0- 0	4- 2				
0- 0	0- 0	0- 0	NEUTRAL	0- 0	0- 0	0- 0				

RPI 1-25			RPI 26-50			RPI 51-100			RPI 101+			Team's RPI: 271			
RPI	S	Opponent	Score	RPI	S	Opponent	Score	RPI	S	Opponent	Score				
								75	A	Belmont	77 89	115	H	Saint Louis	50 89
								94	H	Western Ill.	87 100	143	H	Cincinnati	75 83
												145	A	Memphis	63 65
												163	N	Louisiana	78 82
												168	A	Southern Ill.	70 77
												181	A	Xavier	48 54
												192	H	Morehead St.	72 82
												222	A	SIUE	69 70
												222	H	SIUE	78 74
												238	H	Murray St.	79 70
												243	A	Austin Peay	74 84
												248	A	UT Martin	82 79
												252	A	Jacksonville St.	65 58
												257	H	Tennessee Tech	63 74
												270	A	Tennessee St.	75 67
												280	A	Evansville	76 74
												294	N	Alcorn	68 50
												300	H	Lipscomb	79 63
												302	H	Eastern Ky.	63 74
												310	A	Eastern Ill.	107 65
												310	H	Eastern Ill.	62 71
												349	H	Alabama A&M	75 47
LAST 12 Division I GAMES:															
				310	A	Eastern Ill.	107 65					310	H	Eastern Ill.	62 71
				222	H	SIUE	78 74					222	A	SIUE	69 70
				192	H	Morehead St.	72 82					248	A	UT Martin	82 79
				252	A	Jacksonville St.	65 58					75	A	Belmont	77 89
				243	A	Austin Peay	74 84					270	A	Tennessee St.	75 67
				238	H	Murray St.	79 70					302	H	Eastern Ky.	63 74

Non-Div I Games: Hannibal-La Grange 99 52 Stephens College 107 59

Southeast Mo. St.

Loss, Non-Conf, S Site, H Home A Away N Neutral

Average RPI Win:	268	WON-LOST	WINNING	LAST 10	STRENGTH OF	OPP. STRENGTH	TEAM	ADJ.	CONF.	ADJ CONF.
Average RPI Loss:	196	RECORD	PCT. RANK	GAMES	SCHEDULE	OF SCHEDULE	RPI	RPI	RPI	RPI
DIV. I ONLY	4- 19	321	2- 8	305	280	330	330	27	27	
DIV. I NON-CONF.	1- 9	323	0- 0	100	198	298	298	27	27	
TOTALS	RPI 1-25	RPI 26-50	W-L RECORDS	RPI 51-100	RPI 101-150	RPI 150+				
4- 19	0- 1	0- 0	OVERALL	0- 3	0- 4	4- 11				
3- 6	0- 0	0- 0	HOME	0- 0	0- 1	3- 5				
1- 13	0- 1	0- 0	AWAY	0- 3	0- 3	1- 6				
0- 0	0- 0	0- 0	NEUTRAL	0- 0	0- 0	0- 0				
1- 9	0- 1	0- 0	NON-CONFERENCE	0- 3	0- 1	1- 4				
1- 1	0- 0	0- 0	HOME	0- 0	0- 0	1- 1				
0- 8	0- 1	0- 0	AWAY	0- 3	0- 1	0- 3				
0- 0	0- 0	0- 0	NEUTRAL	0- 0	0- 0	0- 0				
3- 10	0- 0	0- 0	CONFERENCE	0- 0	0- 3	3- 7				
2- 5	0- 0	0- 0	HOME	0- 0	0- 1	2- 4				
1- 5	0- 0	0- 0	AWAY	0- 0	0- 2	1- 3				
0- 0	0- 0	0- 0	NEUTRAL	0- 0	0- 0	0- 0				

RPI 1-25				RPI 26-50				RPI 51-100				RPI 101+ Team's RPI: 330			
RPI	S	Opponent	Score	RPI	S	Opponent	Score	RPI	S	Opponent	Score	RPI	S	Opponent	Score
8	A	Baylor	38 109					58	A	Colorado St.	31 77	101	A	Central Ark.	55 77
								61	A	Florida	51 102	112	A	Ole Miss	31 81
								81	A	Colorado	54 112	122	H	Abilene Christian	57 82
												134	A	Lamar University	68 86
												163	A	Louisiana	77 86
												182	A	Houston	80 83
												211	H	New Orleans	85 70
												216	H	Grambling	71 87
												221	H	Bethune-Cookman	75 63
												268	H	McNeese	83 86
												285	A	A&M-Corpus Christi	61 77
												285	H	A&M-Corpus Christi	53 69
												292	H	Northwestern St.	69 58
												296	H	Nicholls St.	60 76
												335	A	Incarnate Word	56 96
												335	H	Incarnate Word	76 85
												342	A	Sam Houston St.	61 68
												346	A	Houston Baptist	87 71
												347	A	Jackson St.	66 83
LAST 12 Division I GAMES:															
211	H	New Orleans	85 70	335	A	Incarnate Word	56 96								
285	H	A&M-Corpus Christi	53 69	268	H	McNeese	83 86								
101	A	Central Ark.	55 77	285	A	A&M-Corpus Christi	61 77								
296	H	Nicholls St.	60 76	134	A	Lamar University	68 86								
342	A	Sam Houston St.	61 68	346	A	Houston Baptist	87 71								
292	H	Northwestern St.	69 58	335	H	Incarnate Word	76 85								

Non-Div I Games: Mobile 67 52

Southeastern La.

■ Loss, 
 ■ Non-Conf, S Site, 
 ■ Home 
 ■ Away 
 N Neutral

## Southern California

Through Games Of Feb. 14, 2017

Average RPI Win:	157	WON-LOST	WINNING	LAST 10	STRENGTH OF	OPP. STRENGTH	TEAM	ADJ.	CONF.	ADJ CONF.
Average RPI Loss:	35	RECORD	PCT. RANK	GAMES	SCHEDULE	OF SCHEDULE	RPI	RPI	RPI	RPI
DIV. I ONLY	13- 12	167	3- 7	25	20	56	56	1	1	
DIV. I NON-CONF.	9- 2	37	0- 0	142	141	57	57	1	1	
TOTALS	RPI 1-25	RPI 26-50	W-L RECORDS	RPI 51-100	RPI 101-150	RPI 150+				
13- 12	3- 6	0- 2	OVERALL	1- 4	2- 0	7- 0				
7- 5	1- 3	0- 1	HOME	1- 1	2- 0	3- 0				
4- 7	2- 3	0- 1	AWAY	0- 3	0- 0	2- 0				
2- 0	0- 0	0- 0	NEUTRAL	0- 0	0- 0	2- 0				
9- 2	1- 1	0- 0	NON-CONFERENCE	0- 1	1- 0	7- 0				
4- 1	0- 1	0- 0	HOME	0- 0	1- 0	3- 0				
3- 1	1- 0	0- 0	AWAY	0- 1	0- 0	2- 0				
2- 0	0- 0	0- 0	NEUTRAL	0- 0	0- 0	2- 0				
4- 10	2- 5	0- 2	CONFERENCE	1- 3	1- 0	0- 0				
3- 4	1- 2	0- 1	HOME	1- 1	1- 0	0- 0				
1- 6	1- 3	0- 1	AWAY	0- 2	0- 0	0- 0				
0- 0	0- 0	0- 0	NEUTRAL	0- 0	0- 0	0- 0				

RPI	S	Opponent	Score	RPI	S	Opponent	Score	RPI	S	Opponent	Score	RPI	S	Opponent	Score
4	H	Mississippi St.	72 76	37	A	Oregon	50 73	51	H	Utah	53 58	110	H	Long Beach St.	82 74
7	A	Washington	67 77	37	H	Oregon	53 59	67	A	California	56 63	117	H	Arizona	58 54
9	A	Oregon St.	70 50					81	H	Colorado	79 54	152	N	Missouri St.	89 67
9	H	Oregon St.	60 74					84	A	UNLV	66 77	173	H	UC Riverside	67 49
11	A	Stanford	42 58					87	A	Washington St.	57 74	216	H	Grambling	75 64
12	A	UCLA	67 71									267	H	Hawaii	76 44
12	H	UCLA	59 74									269	N	Portland	67 54
15	A	Texas A&M	66 62									286	A	Sacramento St.	111 95
23	H	Arizona St.	65 50									327	A	UC Irvine	83 45
LAST 12 Division I GAMES:															
37	A	Oregon	50 73	12	A	UCLA	67 71								
9	A	Oregon St.	70 50	12	H	UCLA	59 74								
67	A	California	56 63	9	H	Oregon St.	60 74								
11	A	Stanford	42 58	37	H	Oregon	53 59								
23	H	Arizona St.	65 50	87	A	Washington St.	57 74								
117	H	Arizona	58 54	7	A	Washington	67 77								

Non-Div I Games:

Southern California

■ Loss, 
 ■ Non-Conf, 
 ■ S Site, 
 ■ Home 
 ■ A Away 
 N Neutral

Season 1117				Through Games of Feb. 11, 1917						
Average RPI Win:	218	WON-LOST	WINNING	LAST 10	STRENGTH OF	OPP. STRENGTH	TEAM	ADJ.	CONF.	ADJ CONF.
Average RPI Loss:	139	RECORD	PCT. RANK	GAMES	SCHEDULE	OF SCHEDULE	RPI	RPI	RPI	RPI
DIV. I ONLY	11- 12	187	5- 5	148	181	168	168	16	16	
DIV. I NON-CONF.	5- 5	165	0- 0	187	200	168	168	14	14	
TOTALS	RPI 1-25	RPI 26-50		W-L RECORDS		RPI 51-100	RPI 101-150	RPI 150+		
11- 12	0- 1	0- 2		OVERALL		2- 2	1- 0	8- 7		
6- 4	0- 0	0- 1		HOME		1- 0	1- 0	4- 3		
5- 7	0- 1	0- 1		AWAY		1- 1	0- 0	4- 4		
0- 1	0- 0	0- 0		NEUTRAL		0- 1	0- 0	0- 0		
5- 5	0- 1	0- 0		NON-CONFERENCE		1- 1	1- 0	3- 3		
3- 1	0- 0	0- 0		HOME		0- 0	1- 0	2- 1		
2- 3	0- 1	0- 0		AWAY		1- 0	0- 0	1- 2		
0- 1	0- 0	0- 0		NEUTRAL		0- 1	0- 0	0- 0		
6- 7	0- 0	0- 2		CONFERENCE		1- 1	0- 0	5- 4		
3- 3	0- 0	0- 1		HOME		1- 0	0- 0	2- 2		
3- 4	0- 0	0- 1		AWAY		0- 1	0- 0	3- 2		
0- 0	0- 0	0- 0		NEUTRAL		0- 0	0- 0	0- 0		

RPI 1-25					
RPI	S	Opponent	Score		
17	A	Oklahoma	48	80	
RPI 26-50					
RPI	S	Opponent	Score		
38	A	Drake	59	75	
38	H	Drake	60	71	
RPI 51-100					
RPI	S	Opponent	Score		
64	A	UNI	49	79	
64	H	UNI	64	59	
68	N	South Dakota	57	68	
99	A	Purdue	64	61	
RPI 101+					
RPI	S	Opponent	Score		
145	H	Memphis	69	61	
152	A	Missouri St.	59	73	
152	H	Missouri St.	60	78	
184	H	UAB	49	64	
202	H	Indiana St.	53	68	
205	A	Wichita St.	61	58	
205	H	Wichita St.	77	54	
217	A	Bradley	66	57	
222	A	SIUE	59	60	
238	H	Murray St.	70	63	
248	A	UT Martin	68	76	
271	H	Southeast Mo. St.	77	70	
280	A	Evansville	60	63	
313	A	Illinois St.	63	56	
318	A	UMKC	77	69	
321	H	Loyola Chicago	73	57	
Team's RPI: 168					
LAST 12 Division I GAMES:					
205	A	Wichita St.	61	58	
152	A	Missouri St.	59	73	
64	H	UNI	64	59	
38	H	Drake	60	71	
313	A	Illinois St.	63	56	
217	A	Bradley	66	57	
280	A	Evansville	60	63	
152	H	Missouri St.	60	78	
205	H	Wichita St.	77	54	
38	A	Drake	59	75	
64	A	UNI	49	79	
202	H	Indiana St.	53	68	

Non-Div I Games:	Brescia	104	35
------------------	---------	-----	----

Southern Ill.

■ Loss, ■ Non-Conf, S Site, H Home A Away N Neutral

Average RPI Win:	209	WON-LOST	WINNING	LAST 10	STRENGTH OF	OPP. STRENGTH	TEAM	ADJ.	CONF.	ADJ CONF.
Average RPI Loss:	125	RECORD	PCT. RANK	GAMES	SCHEDULE	OF SCHEDULE	RPI	RPI	RPI	RPI
DIV. I ONLY	15- 9	106	6- 4	152	149	120	120	15	15	
DIV. I NON-CONF.	7- 4	114	0- 0	186	191	145	145	16	16	
TOTALS	RPI 1-25	RPI 26-50	W-L RECORDS	RPI 51-100	RPI 101-150	RPI 150+				
15- 9	0- 1	0- 1	OVERALL	1- 2	1- 1	13- 4				
10- 2	0- 1	0- 0	HOME	1- 0	1- 1	8- 0				
4- 5	0- 0	0- 0	AWAY	0- 0	0- 0	4- 0				
1- 2	0- 0	0- 0	NEUTRAL	0- 1	0- 0	1- 1				
7- 4	0- 1	0- 1	NON-CONFERENCE	0- 1	0- 0	7- 1				
5- 1	0- 1	0- 0	HOME	0- 0	0- 0	5- 0				
1- 1	0- 0	0- 1	AWAY	0- 0	0- 0	1- 0				
1- 2	0- 0	0- 0	NEUTRAL	0- 1	0- 0	1- 1				
8- 5	0- 0	0- 0	CONFERENCE	1- 1	1- 1	6- 3				
5- 1	0- 0	0- 0	HOME	1- 0	1- 1	3- 0				
3- 4	0- 0	0- 0	AWAY	0- 1	0- 0	3- 3				
0- 0	0- 0	0- 0	NEUTRAL	0- 0	0- 0	0- 0				

RPI 1-25				RPI 26-50				RPI 51-100				RPI 101+ Team's RPI: 120			
RPI	S	Opponent	Score	RPI	S	Opponent	Score	RPI	S	Opponent	Score	RPI	S	Opponent	Score
4	H	Mississippi St.	50 72	42	A	Tulane	67 86	63	H	Middle Tenn.	81 61	103	H	Charlotte	61 78
								67	N	California	51 71	131	H	Old Dominion	84 69
								80	A	Western Ky.	53 79	158	A	Louisiana Tech	61 72
												161	A	UTSA	69 68
												161	H	UTSA	74 71
												163	H	Louisiana	71 49
												181	N	Xavier	73 59
												184	H	UAB	64 59
												189	A	Rice	68 76
												204	A	North Texas	62 75
												211	H	New Orleans	78 53
												219	H	Alabama St.	70 43
												232	A	South Ala.	57 48
												251	A	Marshall	82 78
												282	N	Northern Ky.	53 58
												291	A	UTEP	79 68
												291	H	UTEP	73 48
												294	H	Alcorn	99 56
												306	H	Mississippi Val.	83 55
LAST 12 Division I GAMES:															
291	H	UTEP	73 48	189	A	Rice	68 76								
161	H	UTSA	74 71	204	A	North Texas	62 75								
80	A	Western Ky.	53 79	103	H	Charlotte	61 78								
251	A	Marshall	82 78	131	H	Old Dominion	84 69								
184	H	UAB	64 59	291	A	UTEP	79 68								
63	H	Middle Tenn.	81 61	161	A	UTSA	69 68								

Non-Div I Games: William Carey 92 39

Southern Miss.

Loss, Non-Conf, S Site, H Home A Away N Neutral

Average RPI Win:	<b>296</b>	WON-LOST	WINNING	LAST 10	STRENGTH OF	OPP. STRENGTH	TEAM	ADJ.	CONF.	ADJ CONF.
Average RPI Loss:	<b>153</b>	RECORD	PCT. RANK	GAMES	SCHEDULE	OF SCHEDULE	RPI	RPI	RPI	RPI
DIV. I ONLY	<b>9- 11</b>	<b>206</b>	<b>6- 4</b>	<b>291</b>	<b>306</b>	<b>228</b>	<b>228</b>	<b>30</b>	<b>30</b>	
DIV. I NON-CONF.	<b>1- 6</b>	<b>310</b>	<b>0- 0</b>	<b>51</b>	<b>17</b>	<b>223</b>	<b>223</b>	<b>30</b>	<b>30</b>	
TOTALS	RPI 1-25	RPI 26-50	W-L RECORDS	RPI 51-100	RPI 101-150	RPI 150+				
9- 11	0- 3	0- 0	OVERALL	0- 1	0- 1	9- 6				
5- 2	0- 0	0- 0	HOME	0- 0	0- 0	5- 2				
4- 8	0- 0	0- 0	AWAY	0- 0	0- 0	4- 1				
0- 1	0- 1	0- 0	NEUTRAL	0- 0	0- 0	0- 0				
1- 6	0- 3	0- 0	NON-CONFERENCE	0- 1	0- 1	1- 1				
1- 0	0- 0	0- 0	HOME	0- 0	0- 0	1- 0				
0- 5	0- 2	0- 0	AWAY	0- 1	0- 1	0- 1				
0- 1	0- 1	0- 0	NEUTRAL	0- 0	0- 0	0- 0				
8- 5	0- 0	0- 0	CONFERENCE	0- 0	0- 0	8- 5				
4- 2	0- 0	0- 0	HOME	0- 0	0- 0	4- 2				
4- 3	0- 0	0- 0	AWAY	0- 0	0- 0	4- 3				
0- 0	0- 0	0- 0	NEUTRAL	0- 0	0- 0	0- 0				

RPI 1-25				RPI 26-50				RPI 51-100				RPI 101+ Team's RPI: 228			
RPI	S	Opponent	Score	RPI	S	Opponent	Score	RPI	S	Opponent	Score	RPI	S	Opponent	Score
12	A	UCLA	47 <b>95</b>					52	A	Michigan St.	55 <b>70</b>	144	A	East Carolina	55 <b>62</b>
15	N	Texas A&M	58 <b>81</b>									199	H	Texas Southern	71 <b>77</b>
25	A	Ohio St.	73 <b>108</b>									216	A	Grambling	71 68
												216	H	Grambling	63 <b>70</b>
												219	A	Alabama St.	70 <b>75</b>
												221	H	Bethune-Cookman	61 59
												232	A	South Ala.	48 <b>55</b>
												274	A	Ark.-Pine Bluff	59 <b>63</b>
												274	H	Ark.-Pine Bluff	67 50
												294	A	Alcorn	63 <b>69</b>
												299	H	Prairie View	86 72
												306	A	Mississippi Val.	62 51
												306	H	Mississippi Val.	51 44
												347	A	Jackson St.	85 56
												347	H	Jackson St.	80 61
												349	A	Alabama A&M	66 54
LAST 12 Division I GAMES:															
306	A	Mississippi Val.	62 51	349	A	Alabama A&M	66 54								
274	A	Ark.-Pine Bluff	59 <b>63</b>	306	H	Mississippi Val.	51 44								
347	H	Jackson St.	80 61	274	H	Ark.-Pine Bluff	67 50								
216	H	Grambling	63 <b>70</b>	347	A	Jackson St.	85 56								
294	A	Alcorn	63 <b>69</b>	216	A	Grambling	71 68								
219	A	Alabama St.	70 <b>75</b>	199	H	Texas Southern	71 <b>77</b>								

Non-Div I Games: Spring Hill 68 53

Southern U.

■ Loss, 
 ■ Non-Conf, S Site, 
 ■ Home 
 ■ Away 
 N Neutral



## Southern Utah

Through Games Of Feb. 14, 2017

Average RPI Win: <b>233</b>	WON-LOST	WINNING	LAST 10	STRENGTH OF	OPP. STRENGTH	TEAM	ADJ.	CONF.	ADJ CONF.
Average RPI Loss: <b>169</b>	RECORD	PCT. RANK	GAMES	SCHEDULE	OF SCHEDULE	RPI	RPI	RPI	RPI
DIV. I ONLY	<b>4- 19</b>	<b>321</b>	<b>0- 10</b>	<b>166</b>	<b>240</b>	<b>287</b>	<b>287</b>	<b>19</b>	<b>19</b>
DIV. I NON-CONF.	<b>4- 6</b>	<b>209</b>	<b>0- 0</b>	<b>170</b>	<b>202</b>	<b>175</b>	<b>175</b>	<b>18</b>	<b>18</b>
TOTALS	RPI 1-25	RPI 26-50	W-L RECORDS	RPI 51-100	RPI 101-150	RPI 150+			
4- 19	0- 1	0- 0	OVERALL	0- 3	0- 7	4- 8			
0- 10	0- 0	0- 0	HOME	0- 0	0- 5	0- 5			
4- 9	0- 1	0- 0	AWAY	0- 3	0- 2	4- 3			
0- 0	0- 0	0- 0	NEUTRAL	0- 0	0- 0	0- 0			
4- 6	0- 1	0- 0	NON-CONFERENCE	0- 2	0- 1	4- 2			
0- 3	0- 0	0- 0	HOME	0- 0	0- 1	0- 2			
4- 3	0- 1	0- 0	AWAY	0- 2	0- 0	4- 0			
0- 0	0- 0	0- 0	NEUTRAL	0- 0	0- 0	0- 0			
0- 13	0- 0	0- 0	CONFERENCE	0- 1	0- 6	0- 6			
0- 7	0- 0	0- 0	HOME	0- 0	0- 4	0- 3			
0- 6	0- 0	0- 0	AWAY	0- 1	0- 2	0- 3			
0- 0	0- 0	0- 0	NEUTRAL	0- 0	0- 0	0- 0			

RPI 1-25				RPI 26-50				RPI 51-100				RPI 101+				Team's RPI: 287	
RPI	S	Opponent	Score	RPI	S	Opponent	Score	RPI	S	Opponent	Score	RPI	S	Opponent	Score		
9	A	Oregon St.	38 77					51	A	Utah	43 69	114	A	Northern Colo.	55 74		
								70	A	Montana St.	68 71	114	H	Northern Colo.	53 83		
								100	A	Wyoming	48 68	117	H	Arizona	65 77		
												124	H	Idaho	68 85		
												125	H	Eastern Wash.	66 67		
												135	A	North Dakota	70 75		
												135	H	North Dakota	65 68		
												165	A	CSUN	77 71		
												174	H	Idaho St.	68 71		
												178	A	Utah St.	70 54		
												215	H	Weber St.	68 73		
												225	H	Grand Canyon	73 76		
												256	A	Portland St.	74 81		
												263	A	CSU Bakersfield	65 59		
												286	A	Sacramento St.	69 81		
												305	H	Northern Ariz.	68 77		
												326	A	Montana	55 64		
												327	A	UC Irvine	70 58		
												329	H	Utah Valley	64 70		
LAST 12 Division I GAMES:																	
				70	A	Montana St.	68 71					125	H	Eastern Wash.	66 67		
				326	A	Montana	55 64					124	H	Idaho	68 85		
				174	H	Idaho St.	68 71					256	A	Portland St.	74 81		
				215	H	Weber St.	68 73					286	A	Sacramento St.	69 81		
				114	A	Northern Colo.	55 74					135	H	North Dakota	65 68		
				135	A	North Dakota	70 75					114	H	Northern Colo.	53 83		

Non-Div I Games: Antelope Valley 89 76

Southern Utah

■ Loss, 
 ■ Non-Conf, 
 ■ S Site, 
 ■ Home 
 ■ A Away 
 N Neutral

St. Bonaventure

Through Games Of Feb. 14, 2017

Average RPI Win:	221	WON-LOST	WINNING	LAST 10	STRENGTH OF	OPP. STRENGTH	TEAM	ADJ.	CONF.	ADJ CONF.
Average RPI Loss:	145	RECORD	PCT. RANK	GAMES	SCHEDULE	OF SCHEDULE	RPI	RPI	RPI	RPI
DIV. I ONLY	9- 16	247	3- 7	147	180	229	229	12	12	
DIV. I NON-CONF.	5- 7	205	0- 0	172	210	207	207	12	12	
TOTALS	RPI 1-25	RPI 26-50	W-L RECORDS	RPI 51-100	RPI 101-150	RPI 150+				
9- 16	0- 0	0- 0	OVERALL	0- 4	3- 6	6- 6				
6- 6	0- 0	0- 0	HOME	0- 2	2- 2	4- 2				
1- 10	0- 0	0- 0	AWAY	0- 2	0- 4	1- 4				
2- 0	0- 0	0- 0	NEUTRAL	0- 0	1- 0	1- 0				
5- 7	0- 0	0- 0	NON-CONFERENCE	0- 3	2- 1	3- 3				
3- 2	0- 0	0- 0	HOME	0- 1	1- 0	2- 1				
0- 5	0- 0	0- 0	AWAY	0- 2	0- 1	0- 2				
2- 0	0- 0	0- 0	NEUTRAL	0- 0	1- 0	1- 0				
4- 9	0- 0	0- 0	CONFERENCE	0- 1	1- 5	3- 3				
3- 4	0- 0	0- 0	HOME	0- 1	1- 2	2- 1				
1- 5	0- 0	0- 0	AWAY	0- 0	0- 3	1- 2				
0- 0	0- 0	0- 0	NEUTRAL	0- 0	0- 0	0- 0				

RPI 1-25				RPI 26-50				RPI 51-100				RPI 101+				Team's RPI: 229	
RPI	S	Opponent	Score	RPI	S	Opponent	Score	RPI	S	Opponent	Score	RPI	S	Opponent	Score		
								54	H	Dayton	60	62	108	A	Saint Joseph's	53	70
								71	A	Buffalo	47	68	113	H	Duquesne	69	56
								74	H	Bucknell	35	57	115	A	Saint Louis	49	64
								83	A	Toledo	50	74	115	H	Saint Louis	58	74
													116	N	Rider	60	47
													118	A	Delaware	40	43
													127	A	Fordham	45	57
													127	H	Fordham	44	60
													139	H	Albany (NY)	67	59
													162	H	La Salle	45	57
													176	A	George Mason	49	52
													224	A	Niagara	43	65
													230	A	Richmond	54	61
													243	N	Austin Peay	58	57
													245	H	Colgate	70	57
													246	H	Canisius	57	74
													265	H	Stony Brook	51	37
													272	H	Davidson	70	51
													289	A	Eastern Mich.	56	75
													290	A	Massachusetts	55	38
													307	H	Rhode Island	78	69
LAST 12 Division I GAMES:																	
				115	H	Saint Louis	58	74	290	A	Massachusetts	55	38				
				162	H	La Salle	45	57	127	H	Fordham	44	60				
				127	A	Fordham	45	57	115	A	Saint Louis	49	64				
				108	A	Saint Joseph's	53	70	230	A	Richmond	54	61				
				272	H	Davidson	70	51	54	H	Dayton	60	62				
				113	H	Duquesne	69	56	176	A	George Mason	49	52				

Non-Div I Games:

St. Bonaventure

Loss, Non-Conf, S Site, H Home A Away N Neutral

Average RPI Win:	285	WON-LOST	WINNING	LAST 10	STRENGTH OF	OPP. STRENGTH	TEAM	ADJ.	CONF.	ADJ CONF.
Average RPI Loss:	222	RECORD	PCT. RANK	GAMES	SCHEDULE	OF SCHEDULE	RPI	RPI	RPI	RPI
DIV. I ONLY	6- 19	302	2- 8	261	343	322	322	31	31	
DIV. I NON-CONF.	2- 9	293	0- 0	191	261	312	312	32	32	
TOTALS	RPI 1-25	RPI 26-50	W-L RECORDS	RPI 51-100	RPI 101-150	RPI 150+				
6- 19	0- 0	0- 1	OVERALL	0- 1	0- 1	6- 16				
3- 8	0- 0	0- 0	HOME	0- 0	0- 0	3- 8				
3- 10	0- 0	0- 1	AWAY	0- 1	0- 1	3- 7				
0- 1	0- 0	0- 0	NEUTRAL	0- 0	0- 0	0- 1				
2- 9	0- 0	0- 1	NON-CONFERENCE	0- 1	0- 1	2- 6				
2- 2	0- 0	0- 0	HOME	0- 0	0- 0	2- 2				
0- 6	0- 0	0- 1	AWAY	0- 1	0- 1	0- 3				
0- 1	0- 0	0- 0	NEUTRAL	0- 0	0- 0	0- 1				
4- 10	0- 0	0- 0	CONFERENCE	0- 0	0- 0	4- 10				
1- 6	0- 0	0- 0	HOME	0- 0	0- 0	1- 6				
3- 4	0- 0	0- 0	AWAY	0- 0	0- 0	3- 4				
0- 0	0- 0	0- 0	NEUTRAL	0- 0	0- 0	0- 0				

RPI S	Opponent	Score	RPI S	Opponent	Score	RPI S	Opponent	Score	RPI S	Opponent	Score	Team's RPI: 322
39	A James Madison	57 83	81	A Colorado	54 81	116	A Rider	60 77	156	A Army West Point	46 69	
						160	A Iona	46 62	164	N Boston College	58 73	
						195	A Sacred Heart	58 61	195	H Sacred Heart	74 81	
						209	H Monmouth	87 78	212	A Robert Morris	56 49	
						212	H Robert Morris	54 61	254	H Howard	63 78	
						255	A Saint Francis (PA)	62 79	255	H Saint Francis (PA)	59 75	
						261	A Loyola Maryland	60 69	283	H Manhattan	52 55	
						297	A Bryant	54 63	297	H Bryant	63 47	
						304	H Mt. St. Mary's	44 62	312	H Central Conn. St.	53 61	
						316	H Saint Peter's	58 52	333	A Wagner	45 58	
						337	A LIU Brooklyn	56 54	338	A Fairleigh Dickinson	66 59	
						338	H Fairleigh Dickinson	58 59				
LAST 12 Division I GAMES:												
195	A Sacred Heart	58 61	338	A Fairleigh Dickinson	66 59							
297	A Bryant	54 63	304	H Mt. St. Mary's	44 62							
255	H Saint Francis (PA)	59 75	195	H Sacred Heart	74 81							
212	H Robert Morris	54 61	337	A LIU Brooklyn	56 54							
333	A Wagner	45 58	255	A Saint Francis (PA)	62 79							
338	H Fairleigh Dickinson	58 59	212	A Robert Morris	56 49							

Non-Div I Games:

St. Francis Brooklyn

■ Loss, 
 ■ Non-Conf, 
 ■ S Site, 
 ■ H Home 
 ■ A Away 
 N Neutral

## St. John's (NY)

Through Games Of Feb. 14, 2017

Average RPI Win:	149	WON-LOST	WINNING	LAST 10	STRENGTH OF	OPP. STRENGTH	TEAM	ADJ.	CONF.	ADJ CONF.
Average RPI Loss:	57	RECORD	PCT. RANK	GAMES	SCHEDULE	OF SCHEDULE	RPI	RPI	RPI	RPI
DIV. I ONLY	17- 9	91	6- 4	74	51	73	73	7	7	
DIV. I NON-CONF.	8- 3	67	0- 0	129	41	88	88	7	7	
TOTALS	RPI 1-25	RPI 26-50	W-L RECORDS	RPI 51-100	RPI 101-150	RPI 150+				
17- 9	0- 5	5- 2	OVERALL	1- 0	3- 1	8- 1				
10- 5	0- 3	3- 1	HOME	0- 0	1- 1	6- 0				
6- 3	0- 1	2- 1	AWAY	0- 0	2- 0	2- 1				
1- 1	0- 1	0- 0	NEUTRAL	1- 0	0- 0	0- 0				
8- 3	0- 2	1- 0	NON-CONFERENCE	1- 0	3- 1	3- 0				
5- 2	0- 1	1- 0	HOME	0- 0	1- 1	3- 0				
2- 0	0- 0	0- 0	AWAY	0- 0	2- 0	0- 0				
1- 1	0- 1	0- 0	NEUTRAL	1- 0	0- 0	0- 0				
9- 6	0- 3	4- 2	CONFERENCE	0- 0	0- 0	5- 1				
5- 3	0- 2	2- 1	HOME	0- 0	0- 0	3- 0				
4- 3	0- 1	2- 1	AWAY	0- 0	0- 0	2- 1				
0- 0	0- 0	0- 0	NEUTRAL	0- 0	0- 0	0- 0				

RPI 1-25				RPI 26-50				RPI 51-100				RPI 101+			
RPI	S	Opponent	Score	RPI	S	Opponent	Score	RPI	S	Opponent	Score	RPI	S	Opponent	Score
19	A	DePaul	51 54	39	H	James Madison	74 63	72	N	Virginia	66 55	113	H	Duquesne	65 71
19	H	DePaul	66 78	43	A	Marquette	82 72					127	A	Fordham	59 45
20	H	Miami (FL)	50 62	43	H	Marquette	70 64					130	A	William & Mary	73 57
22	H	Creighton	43 55	49	A	Georgetown	71 66					139	H	Albany (NY)	54 36
23	N	Arizona St.	41 54	49	H	Georgetown	65 54					167	H	Providence	60 50
				50	A	Villanova	50 55					181	A	Xavier	65 48
				50	H	Villanova	56 67					181	H	Xavier	64 55
												194	H	Rutgers	65 39
												197	A	Seton Hall	59 64
												237	A	Butler	62 41
												237	H	Butler	62 55
												315	H	Lafayette	64 46
												333	H	Wagner	62 34
LAST 12 Division I GAMES:															
49	H	Georgetown	65 54	167	H	Providence	60 50								
50	H	Villanova	56 67	22	H	Creighton	43 55								
43	A	Marquette	82 72	50	A	Villanova	50 55								
19	A	DePaul	51 54	49	A	Georgetown	71 66								
181	H	Xavier	64 55	19	H	DePaul	66 78								
237	H	Butler	62 55	43	H	Marquette	70 64								

Non-Div I Games:

St. John's (NY)

■ Loss, 
 ■ Non-Conf, 
 ■ S Site, 
 ■ H Home 
 ■ A Away 
 N Neutral

## St. Mary's (CA)

Through Games Of Feb. 14, 2017

Average RPI Win:	207	WON-LOST	WINNING	LAST 10	STRENGTH OF	OPP. STRENGTH	TEAM	ADJ.	CONF.	ADJ CONF.
Average RPI Loss:	102	RECORD	PCT. RANK	GAMES	SCHEDULE	OF SCHEDULE	RPI	RPI	RPI	RPI
DIV. I ONLY	15- 10	113	8- 2	177	115	123	123	14	14	
DIV. I NON-CONF.	5- 6	186	0- 0	134	52	150	150	13	13	
TOTALS	RPI 1-25	RPI 26-50	W-L RECORDS	RPI 51-100	RPI 101-150	RPI 150+				
15- 10	0- 0	0- 0	OVERALL	0- 7	1- 1	14- 2				
7- 5	0- 0	0- 0	HOME	0- 4	1- 0	6- 1				
8- 5	0- 0	0- 0	AWAY	0- 3	0- 1	8- 1				
0- 0	0- 0	0- 0	NEUTRAL	0- 0	0- 0	0- 0				
5- 6	0- 0	0- 0	NON-CONFERENCE	0- 4	1- 1	4- 1				
1- 4	0- 0	0- 0	HOME	0- 3	1- 0	0- 1				
4- 2	0- 0	0- 0	AWAY	0- 1	0- 1	4- 0				
0- 0	0- 0	0- 0	NEUTRAL	0- 0	0- 0	0- 0				
10- 4	0- 0	0- 0	CONFERENCE	0- 3	0- 0	10- 1				
6- 1	0- 0	0- 0	HOME	0- 1	0- 0	6- 0				
4- 3	0- 0	0- 0	AWAY	0- 2	0- 0	4- 1				
0- 0	0- 0	0- 0	NEUTRAL	0- 0	0- 0	0- 0				

RPI 1-25				RPI 26-50				RPI 51-100				RPI 101+				Team's RPI: 123	
RPI	S	Opponent	Score	RPI	S	Opponent	Score	RPI	S	Opponent	Score	RPI	S	Opponent	Score		
								51	H	Utah	62	63	104	A	UC Davis	66	68
								65	A	Gonzaga	58	59	114	H	Northern Colo.	75	65
								65	H	Gonzaga	75	79	155	H	Santa Clara	55	53
								67	H	California	67	74	159	A	San Francisco	64	62
								87	A	Washington St.	69	85	159	H	San Francisco	75	72
								88	H	Boise St.	78	83	164	A	Boston College	62	54
								91	A	BYU	65	70	165	H	CSUN	61	73
													180	A	Northeastern	77	53
													200	A	San Jose St.	85	64
													214	H	Loyola Marymount	74	59
													218	A	Pacific	63	54
													218	H	Pacific	82	74
													233	A	San Diego	71	73
													233	H	San Diego	77	65
													259	A	Cal Poly	79	71
													269	A	Portland	75	65
													269	H	Portland	92	76
													293	A	Pepperdine	81	60
LAST 12 Division I GAMES:																	
				65	A	Gonzaga	58	59					293	A	Pepperdine	81	60
				269	A	Portland	75	65					218	A	Pacific	63	54
				233	H	San Diego	77	65					65	H	Gonzaga	75	79
				218	H	Pacific	82	74					269	H	Portland	92	76
				155	H	Santa Clara	55	53					159	H	San Francisco	75	72
				159	A	San Francisco	64	62					91	A	BYU	65	70

Non-Div I Games:

St. Mary's (CA)

■ Loss, 
 ■ Non-Conf, 
 ■ S Site, 
 ■ Home 
 ■ A Away 
 N Neutral

Average RPI Win:	100	WON-LOST	WINNING	LAST 10	STRENGTH OF	OPP. STRENGTH	TEAM	ADJ.	CONF.	ADJ CONF.
Average RPI Loss:	25	RECORD	PCT. RANK	GAMES	SCHEDULE	OF SCHEDULE	RPI	RPI	RPI	RPI
DIV. I ONLY	22- 4	11	9- 1	15	13	11	11	1	1	
DIV. I NON-CONF.	10- 2	32	0- 0	31	70	14	14	1	1	
TOTALS	RPI 1-25	RPI 26-50	W-L RECORDS	RPI 51-100	RPI 101-150	RPI 150+				
22- 4	4- 3	2- 0	OVERALL	7- 1	4- 0	5- 0				
11- 3	2- 2	1- 0	HOME	3- 1	3- 0	2- 0				
8- 1	2- 1	1- 0	AWAY	3- 0	1- 0	1- 0				
3- 0	0- 0	0- 0	NEUTRAL	1- 0	0- 0	2- 0				
10- 2	1- 1	1- 0	NON-CONFERENCE	1- 1	2- 0	5- 0				
5- 1	1- 0	0- 0	HOME	0- 1	2- 0	2- 0				
2- 1	0- 1	1- 0	AWAY	0- 0	0- 0	1- 0				
3- 0	0- 0	0- 0	NEUTRAL	1- 0	0- 0	2- 0				
12- 2	3- 2	1- 0	CONFERENCE	6- 0	2- 0	0- 0				
6- 2	1- 2	1- 0	HOME	3- 0	1- 0	0- 0				
6- 0	2- 0	0- 0	AWAY	3- 0	1- 0	0- 0				
0- 0	0- 0	0- 0	NEUTRAL	0- 0	0- 0	0- 0				

RPI	S	Opponent	Score	RPI	S	Opponent	Score	RPI	S	Opponent	Score	RPI	S	Opponent	Score
5	H	Texas	71 59	37	H	Oregon	81 60	51	A	Utah	77 58	104	H	UC Davis	68 42
7	A	Washington	72 68	48	A	George Washington	71 52	51	H	Utah	87 51	117	A	Arizona	77 55
9	H	Oregon St.	69 72					56	H	Southern California	58 42	117	H	Arizona	73 46
12	H	UCLA	76 85					65	H	Gonzaga	63 68	142	H	Yale	102 44
14	A	Tennessee	51 59					81	A	Colorado	84 70	165	H	CSUN	88 54
23	A	Arizona St.	64 57					81	H	Colorado	64 51	180	N	Northeastern	74 45
23	H	Arizona St.	66 56					87	A	Washington St.	76 54	205	N	Wichita St.	87 39
								99	N	Purdue	78 69	259	H	Cal Poly	83 55
												263	A	CSU Bakersfield	77 56
LAST 12 Division I GAMES:															
51	H	Utah	87 51	23	H	Arizona St.	66 56								
81	H	Colorado	64 51	117	H	Arizona	73 46								
12	H	UCLA	76 85	81	A	Colorado	84 70								
56	H	Southern California	58 42	51	A	Utah	77 58								
7	A	Washington	72 68	9	H	Oregon St.	69 72								
87	A	Washington St.	76 54	37	H	Oregon	81 60								

Non-Div I Games:

Stanford

■ Loss, 
■ Non-Conf, 
■ S Site, 
■ H Home 
■ A Away 
N Neutral

# Stetson

S  
t  
e  
t  
s  
o  
n

Page 279

Average RPI Win:	263	WON-LOST	WINNING	LAST 10	STRENGTH OF	OPP. STRENGTH	TEAM	ADJ.	CONF.	ADJ CONF.
Average RPI Loss:	163	RECORD	PCT. RANK	GAMES	SCHEDULE	OF SCHEDULE	RPI	RPI	RPI	RPI
DIV. I ONLY	9- 15	239	3- 7	251	254	265	265	22	22	
DIV. I NON-CONF.	6- 6	165	0- 0	297	283	232	232	22	22	
TOTALS	RPI 1-25	RPI 26-50	W-L RECORDS	RPI 51-100	RPI 101-150	RPI 150+				
9- 15	0- 0	0- 2	OVERALL	0- 2	2- 3	7- 8				
5- 5	0- 0	0- 1	HOME	0- 1	2- 1	3- 2				
3- 9	0- 0	0- 0	AWAY	0- 1	0- 2	3- 6				
1- 1	0- 0	0- 1	NEUTRAL	0- 0	0- 0	1- 0				
6- 6	0- 0	0- 2	NON-CONFERENCE	0- 0	1- 0	5- 4				
3- 2	0- 0	0- 1	HOME	0- 0	1- 0	2- 1				
2- 3	0- 0	0- 0	AWAY	0- 0	0- 0	2- 3				
1- 1	0- 0	0- 1	NEUTRAL	0- 0	0- 0	1- 0				
3- 9	0- 0	0- 0	CONFERENCE	0- 2	1- 3	2- 4				
2- 3	0- 0	0- 0	HOME	0- 1	1- 1	1- 1				
1- 6	0- 0	0- 0	AWAY	0- 1	0- 2	1- 3				
0- 0	0- 0	0- 0	NEUTRAL	0- 0	0- 0	0- 0				

RPI S	Opponent	Score	RPI S	Opponent	Score	RPI S	Opponent	Score	RPI S	Opponent	Score	Team's RPI: 265
33	H Syracuse	60 78	41	N Indiana	60 74	92	A New Hampshire	46 49	128	H Cornell	66 65	
						92	H New Hampshire	45 56	129	A Maine	71 78	
									129	H Maine	55 41	
									139	A Albany (NY)	54 64	
									139	H Albany (NY)	57 75	
									160	A Iona	46 57	
									177	H Columbia	55 53	
									183	A Hartford	52 65	
									191	H Hofstra	64 67	
									198	H Binghamton	40 48	
									210	A UMBC	61 67	
									229	A St. Bonaventure	37 51	
									279	A Vermont	43 53	
									283	A Manhattan	55 50	
									312	A Central Conn. St.	64 59	
									318	H UMKC	57 55	
									337	A LIU Brooklyn	48 58	
									340	A UMass Lowell	86 44	
									340	H UMass Lowell	83 53	
									344	N Florida A&M	80 49	
LAST 12 Division I GAMES:												
129	A Maine	71 78	198	H Binghamton	40 48							
340	A UMass Lowell	86 44	183	A Hartford	52 65							
139	H Albany (NY)	57 75	340	H UMass Lowell	83 53							
92	H New Hampshire	45 56	129	H Maine	55 41							
279	A Vermont	43 53	139	A Albany (NY)	54 64							
210	A UMBC	61 67	92	A New Hampshire	46 49							

Non-Div I Games: Molloy 62 53

Stony Brook

■ Loss, 
 ■ Non-Conf, 
 ■ S Site, 
 ■ Home 
 ■ A Away 
 N Neutral



Average RPI Win:	151	WON-LOST	WINNING	LAST 10	STRENGTH OF	OPP. STRENGTH	TEAM	ADJ.	CONF.	ADJ CONF.
Average RPI Loss:	25	RECORD	PCT. RANK	GAMES	SCHEDULE	OF SCHEDULE	RPI	RPI	RPI	RPI
DIV. I ONLY	18- 8	71	7- 3	44	40	33	33	3	3	
DIV. I NON-CONF.	9- 4	85	0- 0	116	91	81	81	4	4	
TOTALS	RPI 1-25	RPI 26-50	W-L RECORDS	RPI 51-100	RPI 101-150	RPI 150+				
18- 8	1- 6	2- 1	OVERALL	3- 1	3- 0	9- 0				
12- 0	1- 0	1- 0	HOME	2- 0	1- 0	7- 0				
4- 5	0- 3	0- 1	AWAY	1- 1	1- 0	2- 0				
2- 3	0- 3	1- 0	NEUTRAL	0- 0	1- 0	0- 0				
9- 4	0- 3	1- 0	NON-CONFERENCE	1- 1	1- 0	6- 0				
6- 0	0- 0	0- 0	HOME	1- 0	0- 0	5- 0				
1- 1	0- 0	0- 0	AWAY	0- 1	0- 0	1- 0				
2- 3	0- 3	1- 0	NEUTRAL	0- 0	1- 0	0- 0				
9- 4	1- 3	1- 1	CONFERENCE	2- 0	2- 0	3- 0				
6- 0	1- 0	1- 0	HOME	1- 0	1- 0	2- 0				
3- 4	0- 3	0- 1	AWAY	1- 0	1- 0	1- 0				
0- 0	0- 0	0- 0	NEUTRAL	0- 0	0- 0	0- 0				

RPI 1-25				RPI 26-50				Team's RPI: 33				RPI 51-100				RPI 101+			
RPI	S	Opponent	Score	RPI	S	Opponent	Score	RPI	S	Opponent	Score	RPI	S	Opponent	Score	RPI	S	Opponent	Score
6	A	Florida St.	58 77	28	H	North Carolina St.	85 75	52	H	Michigan St.	75 64	106	A	Clemson	88 62				
10	A	Duke	55 72	45	A	Georgia Tech	66 75	60	A	Virginia Tech	82 72	109	H	North Carolina	95 64				
13	A	Louisville	76 91	48	N	George Washington	74 71	66	A	Drexel	61 62	131	N	Old Dominion	92 66				
15	N	Texas A&M	84 105					72	H	Virginia	54 49	154	H	Pittsburgh	93 65				
19	N	DePaul	84 108									164	A	Boston College	72 45				
20	H	Miami (FL)	81 48									164	H	Boston College	79 52				
25	N	Ohio St.	72 77									193	H	Siena	102 65				
LAST 12 Division I GAMES:																			
109	H	North Carolina	95 64	6	A	Florida St.	58 77	45	A	Georgia Tech	66 75	28	H	North Carolina St.	85 75	106	A	Clemson	88 62
10	A	Duke	55 72	164	A	Boston College	72 45	164	H	Boston College	79 52	109	H	North Carolina	95 64	131	N	Old Dominion	92 66
164	A	Boston College	72 45	154	H	Pittsburgh	93 65	60	A	Virginia Tech	82 72	154	H	Pittsburgh	93 65	164	A	Boston College	72 45
60	A	Virginia Tech	82 72	20	H	Miami (FL)	81 48	72	H	Virginia	54 49	164	H	Boston College	79 52	193	H	Siena	102 65
20	H	Miami (FL)	81 48									224	H	Niagara	109 60	265	A	Stony Brook	78 60
												301	H	Coppin St.	76 30	307	H	Rhode Island	95 49
												312	H	Central Conn. St.	95 63				

Non-Div I Games:

Syracuse

Average RPI Win:	203	WON-LOST	WINNING	LAST 10	STRENGTH OF	OPP. STRENGTH	TEAM	ADJ.	CONF.	ADJ CONF.
Average RPI Loss:	27	RECORD	PCT. RANK	GAMES	SCHEDULE	OF SCHEDULE	RPI	RPI	RPI	RPI
DIV. I ONLY	12- 12	174	4- 6	57	23	121	121	4	4	
DIV. I NON-CONF.	8- 3	67	0- 0	206	150	123	123	3	3	
TOTALS	RPI 1-25	RPI 26-50	W-L RECORDS	RPI 51-100	RPI 101-150	RPI 150+				
12- 12	0- 8	0- 1	OVERALL	3- 3	2- 0	7- 0				
11- 5	0- 3	0- 0	HOME	3- 2	1- 0	7- 0				
1- 7	0- 5	0- 1	AWAY	0- 1	1- 0	0- 0				
0- 0	0- 0	0- 0	NEUTRAL	0- 0	0- 0	0- 0				
8- 3	0- 2	0- 1	NON-CONFERENCE	1- 0	0- 0	7- 0				
8- 1	0- 1	0- 0	HOME	1- 0	0- 0	7- 0				
0- 2	0- 1	0- 1	AWAY	0- 0	0- 0	0- 0				
0- 0	0- 0	0- 0	NEUTRAL	0- 0	0- 0	0- 0				
4- 9	0- 6	0- 0	CONFERENCE	2- 3	2- 0	0- 0				
3- 4	0- 2	0- 0	HOME	2- 2	1- 0	0- 0				
1- 5	0- 4	0- 0	AWAY	0- 1	1- 0	0- 0				
0- 0	0- 0	0- 0	NEUTRAL	0- 0	0- 0	0- 0				

RPI 1-25				RPI 26-50				RPI 51-100				RPI 101+ Team's RPI: 121			
RPI	S	Opponent	Score	RPI	S	Opponent	Score	RPI	S	Opponent	Score	RPI	S	Opponent	Score
2	A	Notre Dame	59 92	29	A	LSU	61 67	53	H	West Virginia	61 83	147	A	Kansas	80 68
5	A	Texas	54 83					78	A	Iowa St.	69 72	147	H	Kansas	83 68
5	H	Texas	69 77					78	H	Iowa St.	80 75	199	H	Texas Southern	77 48
8	A	Baylor	54 77					79	H	Oklahoma St.	67 82	216	H	Grambling	83 47
8	H	Baylor	73 91					85	H	Texas Tech	76 62	237	H	Butler	73 47
15	H	Texas A&M	67 75					86	H	SMU	76 67	268	H	McNeese	74 70
17	A	Oklahoma	72 87									294	H	Alcorn	95 39
21	A	Kansas St.	63 74									335	H	Incarnate Word	88 40
												342	H	Sam Houston St.	81 37
LAST 12 Division I GAMES:															
8	H	Baylor	73 91	21	A	Kansas St.	63 74	78	H	Iowa St.	80 75				
85	H	Texas Tech	76 62					8	A	Baylor	54 77				
147	A	Kansas	80 68					5	A	Texas	54 83				
78	A	Iowa St.	69 72					79	H	Oklahoma St.	67 82				
5	H	Texas	69 77					17	A	Oklahoma	72 87				
147	H	Kansas	83 68												

Non-Div I Games:

TCU

■ Loss, 
 ■ Non-Conf, S Site, 
 ■ Home 
 ■ Away 
 N Neutral

Average RPI Win:	132	WON-LOST	WINNING	LAST 10	STRENGTH OF	OPP. STRENGTH	TEAM	ADJ.	CONF.	ADJ CONF.
Average RPI Loss:	58	RECORD	PCT. RANK	GAMES	SCHEDULE	OF SCHEDULE	RPI	RPI	RPI	RPI
DIV. I ONLY	19- 5	24	8- 2	63	36	24	24	5	5	
DIV. I NON-CONF.	10- 3	54	2- 0	64	56	23	23	5	5	
TOTALS	RPI 1-25	RPI 26-50	W-L RECORDS	RPI 51-100	RPI 101-150	RPI 150+				
19- 5	1- 1	4- 2	OVERALL	1- 1	7- 0	6- 1				
9- 2	1- 1	2- 1	HOME	0- 0	3- 0	3- 0				
10- 2	0- 0	2- 1	AWAY	1- 0	4- 0	3- 1				
0- 1	0- 0	0- 0	NEUTRAL	0- 1	0- 0	0- 0				
10- 3	1- 0	2- 1	NON-CONFERENCE	1- 1	1- 0	5- 1				
5- 0	1- 0	1- 0	HOME	0- 0	0- 0	3- 0				
5- 2	0- 0	1- 1	AWAY	1- 0	1- 0	2- 1				
0- 1	0- 0	0- 0	NEUTRAL	0- 1	0- 0	0- 0				
9- 2	0- 1	2- 1	CONFERENCE	0- 0	6- 0	1- 0				
4- 2	0- 1	1- 1	HOME	0- 0	3- 0	0- 0				
5- 0	0- 0	1- 0	AWAY	0- 0	3- 0	1- 0				
0- 0	0- 0	0- 0	NEUTRAL	0- 0	0- 0	0- 0				

RPI	S	Opponent	Score	RPI	S	Opponent	Score	RPI	S	Opponent	Score	RPI	S	Opponent	Score
1	H	UConn	69 97	26	A	Harvard	62 73	61	N	Florida	76 83	108	A	Saint Joseph's	86 70
19	H	DePaul	84 74	32	H	South Fla.	51 55	90	A	Penn	63 53	140	A	Tulsa	58 49
				42	A	Tulane	76 50					140	H	Tulsa	70 43
				42	H	Tulane	86 71					144	A	East Carolina	76 43
				46	H	Quinnipiac	71 68					144	H	East Carolina	78 47
				50	A	Villanova	83 48					145	A	Memphis	73 67
												145	H	Memphis	66 51
												162	H	La Salle	86 70
												169	H	Fairfield	73 59
												170	A	Hampton	65 71
												182	A	Houston	69 57
												194	A	Rutgers	48 37
												273	A	Kennesaw St.	79 38
												279	H	Vermont	53 39
LAST 12 Division I GAMES:															
144	A	East Carolina	76 43	145	H	Memphis	66 51								
140	H	Tulsa	70 43	182	A	Houston	69 57								
42	A	Tulane	76 50	140	A	Tulsa	58 49								
1	H	UConn	69 97	144	H	East Carolina	78 47								
32	H	South Fla.	51 55	42	H	Tulane	86 71								
90	A	Penn	63 53	273	A	Kennesaw St.	79 38								

Non-Div I Games:

Temple

## Tennessee

Through Games Of Feb. 14, 2017

Average RPI Win:	92	WON-LOST	WINNING	LAST 10	STRENGTH OF	OPP. STRENGTH	TEAM	ADJ.	CONF.	ADJ CONF.
Average RPI Loss:	45	RECORD	PCT. RANK	GAMES	SCHEDULE	OF SCHEDULE	RPI	RPI	RPI	RPI
DIV. I ONLY	16- 9	97	6- 4	3	8	14	14	2	2	
DIV. I NON-CONF.	9- 4	85	1- 0	3	38	7	7	2	2	
TOTALS	RPI 1-25	RPI 26-50	W-L RECORDS	RPI 51-100	RPI 101-150	RPI 150+				
16- 9	4- 4	3- 1	OVERALL	3- 3	2- 1	4- 0				
11- 3	3- 3	2- 0	HOME	1- 0	2- 0	3- 0				
5- 6	1- 1	1- 1	AWAY	2- 3	0- 1	1- 0				
0- 0	0- 0	0- 0	NEUTRAL	0- 0	0- 0	0- 0				
9- 4	2- 2	1- 0	NON-CONFERENCE	0- 2	2- 0	4- 0				
7- 1	2- 1	0- 0	HOME	0- 0	2- 0	3- 0				
2- 3	0- 1	1- 0	AWAY	0- 2	0- 0	1- 0				
0- 0	0- 0	0- 0	NEUTRAL	0- 0	0- 0	0- 0				
7- 5	2- 2	2- 1	CONFERENCE	3- 1	0- 1	0- 0				
4- 2	1- 2	2- 0	HOME	1- 0	0- 0	0- 0				
3- 3	1- 0	0- 1	AWAY	2- 1	0- 1	0- 0				
0- 0	0- 0	0- 0	NEUTRAL	0- 0	0- 0	0- 0				

RPI	S	Opponent	Score	RPI	S	Opponent	Score	RPI	S	Opponent	Score	RPI	S	Opponent	Score
2	H	Notre Dame	71 69	27	H	Missouri	77 66	60	A	Virginia Tech	63 67	107	H	Troy	110 84
3	A	South Carolina	76 74	29	H	LSU	77 58	61	A	Florida	84 75	112	A	Ole Miss	62 67
4	H	Mississippi St.	64 74	35	A	Auburn	61 79	76	A	Penn St.	56 70	126	H	Navy	85 55
5	A	Texas	67 72	39	A	James Madison	81 69	93	A	Georgia	78 81	187	A	ETSU	83 58
8	H	Baylor	66 88					98	A	Vanderbilt	70 57	196	H	Appalachian St.	92 66
11	H	Stanford	59 51					98	H	Vanderbilt	91 63	206	H	UNCW	90 54
15	H	Texas A&M	59 61									270	H	Tennessee St.	86 36
16	H	Kentucky	72 65												
LAST 12 Division I GAMES:															
15	H	Texas A&M	59 61	98	H	Vanderbilt	91 63								
27	H	Missouri	77 66	35	A	Auburn	61 79								
93	A	Georgia	78 81	2	H	Notre Dame	71 69								
29	H	LSU	77 58	112	A	Ole Miss	62 67								
3	A	South Carolina	76 74	4	H	Mississippi St.	64 74								
61	A	Florida	84 75	98	A	Vanderbilt	70 57								

Non-Div I Games:

Tennessee

■ Loss, 
 ■ Non-Conf, S Site, 
 ■ Home 
 ■ Away 
 N Neutral

Average RPI Win:	246	WON-LOST	WINNING	LAST 10	STRENGTH OF	OPP. STRENGTH	TEAM	ADJ.	CONF.	ADJ CONF.
Average RPI Loss:	192	RECORD	PCT. RANK	GAMES	SCHEDULE	OF SCHEDULE	RPI	RPI	RPI	RPI
DIV. I ONLY	8- 14	244	3- 7	274	241	270	270	26	26	
DIV. I NON-CONF.	4- 5	198	0- 0	229	90	166	166	26	26	
TOTALS	RPI 1-25	RPI 26-50	W-L RECORDS	RPI 51-100	RPI 101-150	RPI 150+				
8- 14	0- 1	0- 0	OVERALL	0- 3	1- 0	7- 10				
5- 3	0- 0	0- 0	HOME	0- 1	0- 0	5- 2				
2- 10	0- 1	0- 0	AWAY	0- 2	1- 0	1- 7				
1- 1	0- 0	0- 0	NEUTRAL	0- 0	0- 0	1- 1				
4- 5	0- 1	0- 0	NON-CONFERENCE	0- 2	1- 0	3- 2				
1- 0	0- 0	0- 0	HOME	0- 0	0- 0	1- 0				
2- 4	0- 1	0- 0	AWAY	0- 2	1- 0	1- 1				
1- 1	0- 0	0- 0	NEUTRAL	0- 0	0- 0	1- 1				
4- 9	0- 0	0- 0	CONFERENCE	0- 1	0- 0	4- 8				
4- 3	0- 0	0- 0	HOME	0- 1	0- 0	4- 2				
0- 6	0- 0	0- 0	AWAY	0- 0	0- 0	0- 6				
0- 0	0- 0	0- 0	NEUTRAL	0- 0	0- 0	0- 0				

RPI 1-25				RPI 26-50				RPI 51-100				RPI 101+ Team's RPI: 270			
RPI	S	Opponent	Score	RPI	S	Opponent	Score	RPI	S	Opponent	Score	RPI	S	Opponent	Score
14	A	Tennessee	36 86					75	H	Belmont	60 70	119	A	Stetson	56 50
								79	A	Oklahoma St.	48 86	181	A	Xavier	54 63
								84	A	UNLV	48 69	192	H	Morehead St.	69 66
												207	N	Wisconsin	70 80
												221	N	Bethune-Cookman	69 60
												222	A	SIUE	52 73
												238	A	Murray St.	72 80
												243	A	Austin Peay	63 79
												248	H	UT Martin	85 80
												252	A	Jacksonville St.	56 69
												252	H	Jacksonville St.	64 51
												257	A	Tennessee Tech	59 64
												257	H	Tennessee Tech	59 72
												271	H	Southeast Mo. St.	67 75
												300	A	Lipscomb	77 71
												302	A	Eastern Ky.	62 66
												310	H	Eastern Ill.	69 58
												323	H	Arkansas St.	76 66
LAST 12 Division I GAMES:															
252	A	Jacksonville St.	56 69	252	H	Jacksonville St.	64 51								
257	H	Tennessee Tech	59 72	257	A	Tennessee Tech	59 64								
243	A	Austin Peay	63 79	302	A	Eastern Ky.	62 66								
310	H	Eastern Ill.	69 58	192	H	Morehead St.	69 66								
75	H	Belmont	60 70	248	H	UT Martin	85 80								
222	A	SIUE	52 73	271	H	Southeast Mo. St.	67 75								

Non-Div I Games: Fisk 97 41

Tennessee St.

■ Loss, 
 ■ Non-Conf, 
 ■ S Site, 
 ■ H Home 
 ■ A Away 
 N Neutral

## Tennessee Tech

Through Games Of Feb. 14, 2017

Average RPI Win:	273	WON-LOST	WINNING	LAST 10	STRENGTH OF	OPP. STRENGTH	TEAM	ADJ.	CONF.	ADJ CONF.
Average RPI Loss:	170	RECORD	PCT. RANK	GAMES	SCHEDULE	OF SCHEDULE	RPI	RPI	RPI	RPI
DIV. I ONLY	9- 16	247	6- 4	209	291	257	257	26	26	
DIV. I NON-CONF.	2- 10	305	0- 0	212	262	307	307	26	26	
TOTALS	RPI 1-25	RPI 26-50	W-L RECORDS	RPI 51-100	RPI 101-150	RPI 150+				
9- 16	0- 0	0- 0	OVERALL	0- 5	0- 3	9- 8				
6- 6	0- 0	0- 0	HOME	0- 2	0- 1	6- 3				
3- 10	0- 0	0- 0	AWAY	0- 3	0- 2	3- 5				
0- 0	0- 0	0- 0	NEUTRAL	0- 0	0- 0	0- 0				
2- 10	0- 0	0- 0	NON-CONFERENCE	0- 3	0- 3	2- 4				
1- 4	0- 0	0- 0	HOME	0- 1	0- 1	1- 2				
1- 6	0- 0	0- 0	AWAY	0- 2	0- 2	1- 2				
0- 0	0- 0	0- 0	NEUTRAL	0- 0	0- 0	0- 0				
7- 6	0- 0	0- 0	CONFERENCE	0- 2	0- 0	7- 4				
5- 2	0- 0	0- 0	HOME	0- 1	0- 0	5- 1				
2- 4	0- 0	0- 0	AWAY	0- 1	0- 0	2- 3				
0- 0	0- 0	0- 0	NEUTRAL	0- 0	0- 0	0- 0				

RPI 1-25				RPI 26-50				RPI 51-100				RPI 101+ Team's RPI: 257					
RPI	S	Opponent	Score	RPI	S	Opponent	Score	RPI	S	Opponent	Score	RPI	S	Opponent	Score		
								62	A	IUPUI	63	77	137	A	Radford	46	79
								63	H	Middle Tenn.	62	73	143	A	Cincinnati	38	60
								75	A	Belmont	75	89	150	H	Wright St.	54	65
								75	H	Belmont	66	85	187	H	ETSU	76	82
								98	A	Vanderbilt	57	89	192	A	Morehead St.	65	79
													222	A	SIUE	49	60
													223	H	UNCG	59	65
													234	A	UNC Asheville	65	77
													238	H	Murray St.	72	54
													243	H	Austin Peay	84	87
													248	H	UT Martin	81	71
													252	H	Jacksonville St.	56	54
													270	A	Tennessee St.	72	59
													270	H	Tennessee St.	64	59
													271	A	Southeast Mo. St.	74	63
													282	H	Northern Ky.	55	40
													300	A	Lipscomb	69	71
													302	H	Eastern Ky.	53	51
													310	A	Eastern Ill.	46	54
													328	A	Winthrop	73	50
LAST 12 Division I GAMES:																	
				75	H	Belmont	66	85	75	A	Belmont	75	89				
				270	A	Tennessee St.	72	59	270	H	Tennessee St.	64	59				
				310	A	Eastern Ill.	46	54	252	H	Jacksonville St.	56	54				
				248	H	UT Martin	81	71	238	H	Murray St.	72	54				
				302	H	Eastern Ky.	53	51	243	H	Austin Peay	84	87				
				192	A	Morehead St.	65	79	222	A	SIUE	49	60				

Non-Div I Games: Tenn. Wesleyan 54 41

Tennessee Tech

Loss, Non-Conf, S Site, H Home A Away N Neutral

Average RPI Win: 114		WON-LOST	WINNING	LAST 10	STRENGTH OF	OPP. STRENGTH	TEAM	ADJ.	CONF.	ADJ CONF.
Average RPI Loss: 5		RECORD	PCT. RANK	GAMES	SCHEDULE	OF SCHEDULE	RPI	RPI	RPI	RPI
DIV. I ONLY		21- 4	13	10- 0	11	4	5	5	4	4
DIV. I NON-CONF.		7- 4	114	1- 0	5	21	28	28	3	3
TOTALS		RPI 1-25	RPI 26-50		W-L RECORDS		RPI 51-100	RPI 101-150	RPI 150+	
21- 4	5- 4	0- 0		OVERALL		7- 0	4- 0	5- 0		
13- 1	3- 1	0- 0		HOME		3- 0	2- 0	5- 0		
8- 2	2- 2	0- 0		AWAY		4- 0	2- 0	0- 0		
0- 1	0- 1	0- 0		NEUTRAL		0- 0	0- 0	0- 0		
7- 4	2- 4	0- 0		NON-CONFERENCE		0- 0	0- 0	5- 0		
6- 1	1- 1	0- 0		HOME		0- 0	0- 0	5- 0		
1- 2	1- 2	0- 0		AWAY		0- 0	0- 0	0- 0		
0- 1	0- 1	0- 0		NEUTRAL		0- 0	0- 0	0- 0		
14- 0	3- 0	0- 0		CONFERENCE		7- 0	4- 0	0- 0		
7- 0	2- 0	0- 0		HOME		3- 0	2- 0	0- 0		
7- 0	1- 0	0- 0		AWAY		4- 0	2- 0	0- 0		
0- 0	0- 0	0- 0		NEUTRAL		0- 0	0- 0	0- 0		

RPI	S	Opponent	Score	RPI	S	Opponent	Score	RPI	S	Opponent	Score	RPI	S	Opponent	Score
1	N	UConn	54 72					53	A	West Virginia	73 63	121	A	TCU	77 69
3	H	South Carolina	67 76					53	H	West Virginia	69 54	121	H	TCU	83 54
4	A	Mississippi St.	68 79					78	A	Iowa St.	75 68	147	A	Kansas	66 54
6	A	Florida St.	92 88					79	A	Oklahoma St.	85 71	147	H	Kansas	75 42
8	A	Baylor	85 79					79	H	Oklahoma St.	66 35	161	H	UTSA	76 43
11	A	Stanford	59 71					85	A	Texas Tech	77 57	211	H	New Orleans	80 48
14	H	Tennessee	72 67					85	H	Texas Tech	67 47	260	H	UTRGV	85 61
17	H	Oklahoma	86 68									292	H	Northwestern St.	86 39
21	H	Kansas St.	63 58									346	H	Houston Baptist	98 46
LAST 12 Division I GAMES:															
6	A	Florida St.	92 88	121	A	TCU	77 69								
147	H	Kansas	75 42	85	A	Texas Tech	77 57								
8	A	Baylor	85 79	17	H	Oklahoma	86 68								
21	H	Kansas St.	63 58	53	A	West Virginia	73 63								
79	A	Oklahoma St.	85 71	79	H	Oklahoma St.	66 35								
53	H	West Virginia	69 54	121	H	TCU	83 54								

Non-Div I Games:

Texas

■ Loss, 
■ Non-Conf, 
■ S Site, 
■ H Home 
■ A Away 
N Neutral

Average RPI Win:	105	WON-LOST	WINNING	LAST 10	STRENGTH OF	OPP. STRENGTH	TEAM	ADJ.	CONF.	ADJ CONF.
Average RPI Loss:	53	RECORD	PCT. RANK	GAMES	SCHEDULE	OF SCHEDULE	RPI	RPI	RPI	RPI
DIV. I ONLY	19- 6	39	8- 2	28	25	15	15	2	2	
DIV. I NON-CONF.	10- 3	54	0- 0	48	67	38	38	2	2	
TOTALS	RPI 1-25	RPI 26-50	W-L RECORDS	RPI 51-100	RPI 101-150	RPI 150+				
19- 6	2- 1	4- 1	OVERALL	5- 4	5- 0	3- 0				
12- 1	0- 0	2- 0	HOME	4- 1	4- 0	2- 0				
5- 4	2- 1	1- 1	AWAY	1- 2	1- 0	0- 0				
2- 1	0- 0	1- 0	NEUTRAL	0- 1	0- 0	1- 0				
10- 3	0- 0	2- 0	NON-CONFERENCE	2- 3	3- 0	3- 0				
6- 1	0- 0	0- 0	HOME	2- 1	2- 0	2- 0				
2- 1	0- 0	1- 0	AWAY	0- 1	1- 0	0- 0				
2- 1	0- 0	1- 0	NEUTRAL	0- 1	0- 0	1- 0				
9- 3	2- 1	2- 1	CONFERENCE	3- 1	2- 0	0- 0				
6- 0	0- 0	2- 0	HOME	2- 0	2- 0	0- 0				
3- 3	2- 1	0- 1	AWAY	1- 1	0- 0	0- 0				
0- 0	0- 0	0- 0	NEUTRAL	0- 0	0- 0	0- 0				

RPI	S	Opponent	Score	RPI	S	Opponent	Score	RPI	S	Opponent	Score	RPI	S	Opponent	Score
4	A	Mississippi St.	61 71	27	A	Missouri	76 78	54	N	Dayton	57 74	101	H	Central Ark.	74 49
14	A	Tennessee	61 59	29	H	LSU	54 52	56	H	Southern California	62 66	121	A	TCU	75 67
16	A	Kentucky	77 68	33	N	Syracuse	105 84	61	A	Florida	67 59	122	H	Abilene Christian	71 45
				35	H	Auburn	66 61	61	H	Florida	84 76	136	H	Arkansas	90 65
				44	A	Little Rock	55 37	85	H	Texas Tech	98 90	141	H	Alabama	69 48
								86	A	SMU	53 54	228	N	Southern U.	81 58
								93	A	Georgia	59 69	285	H	A&M-Corpus Christi	84 55
								95	H	SFA	63 48	299	H	Prairie View	90 62
								98	H	Vanderbilt	77 72				
LAST 12 Division I GAMES:															
14	A	Tennessee	61 59	27	A	Missouri	76 78	61	A	Florida	67 59				
141	H	Alabama	69 48					136	H	Arkansas	90 65				
35	H	Auburn	66 61					16	A	Kentucky	77 68				
61	H	Florida	84 76					93	A	Georgia	59 69				
4	A	Mississippi St.	61 71					98	H	Vanderbilt	77 72				
29	H	LSU	54 52												

Non-Div I Games:

Texas A&amp;M

■ Loss, 
 ■ Non-Conf, S Site, 
 ■ Home 
 ■ Away 
 N Neutral



Average RPI Win:	279	WON-LOST	WINNING	LAST 10	STRENGTH OF	OPP. STRENGTH	TEAM	ADJ.	CONF.	ADJ CONF.
Average RPI Loss:	211	RECORD	PCT. RANK	GAMES	SCHEDULE	OF SCHEDULE	RPI	RPI	RPI	RPI
DIV. I ONLY	14- 8	104	7- 3	344	324	199	199	30	30	
DIV. I NON-CONF.	5- 5	165	0- 0	328	237	202	202	30	30	
TOTALS	RPI 1-25	RPI 26-50	W-L RECORDS	RPI 51-100	RPI 101-150	RPI 150+				
14- 8	0- 0	0- 0	OVERALL	0- 1	0- 1	14- 6				
5- 1	0- 0	0- 0	HOME	0- 0	0- 0	5- 1				
8- 7	0- 0	0- 0	AWAY	0- 1	0- 1	8- 5				
1- 0	0- 0	0- 0	NEUTRAL	0- 0	0- 0	1- 0				
5- 5	0- 0	0- 0	NON-CONFERENCE	0- 1	0- 1	5- 3				
0- 1	0- 0	0- 0	HOME	0- 0	0- 0	0- 1				
4- 4	0- 0	0- 0	AWAY	0- 1	0- 1	4- 2				
1- 0	0- 0	0- 0	NEUTRAL	0- 0	0- 0	1- 0				
9- 3	0- 0	0- 0	CONFERENCE	0- 0	0- 0	9- 3				
5- 0	0- 0	0- 0	HOME	0- 0	0- 0	5- 0				
4- 3	0- 0	0- 0	AWAY	0- 0	0- 0	4- 3				
0- 0	0- 0	0- 0	NEUTRAL	0- 0	0- 0	0- 0				

RPI 1-25				RPI 26-50				RPI 51-100				RPI 101+ Team's RPI: 199					
RPI	S	Opponent	Score	RPI	S	Opponent	Score	RPI	S	Opponent	Score	RPI	S	Opponent	Score		
								86	A	SMU	36	61	121	A	TCU	48	77
												175	A	Texas St.	66	53	
												189	H	Rice	49	52	
												211	A	New Orleans	57	63	
												216	A	Grambling	52	64	
												216	H	Grambling	69	61	
												219	H	Alabama St.	52	48	
												220	N	Presbyterian	74	62	
												228	A	Southern U.	77	71	
												274	A	Ark.-Pine Bluff	45	49	
												281	A	FIU	70	62	
												285	A	A&M-Corpus Christi	61	64	
												291	A	UTEP	89	68	
												294	A	Alcorn	57	53	
												299	A	Prairie View	70	62	
												299	H	Prairie View	73	51	
												306	A	Mississippi Val.	74	75	
												346	A	Houston Baptist	50	34	
												347	A	Jackson St.	66	63	
												347	H	Jackson St.	62	52	
												349	H	Alabama A&M	60	51	
LAST 12 Division I GAMES:																	
347	A	Jackson St.	66	63	274	A	Ark.-Pine Bluff	45	49								
216	A	Grambling	52	64	347	H	Jackson St.	62	52								
299	H	Prairie View	73	51	216	H	Grambling	69	61								
349	H	Alabama A&M	60	51	299	A	Prairie View	70	62								
219	H	Alabama St.	52	48	228	A	Southern U.	77	71								
306	A	Mississippi Val.	74	75	294	A	Alcorn	57	53								

Non-Div I Games: P.R.-Bayamon 64 58

Texas Southern

■ Loss, 
 ■ Non-Conf, 
 ■ S Site, 
 ■ Home 
 ■ A Away 
 N Neutral

Average RPI Win:	232	WON-LOST	WINNING	LAST 10	STRENGTH OF	OPP. STRENGTH	TEAM	ADJ.	CONF.	ADJ CONF.
Average RPI Loss:	159	RECORD	PCT. RANK	GAMES	SCHEDULE	OF SCHEDULE	RPI	RPI	RPI	RPI
DIV. I ONLY	13- 9	123	7- 3	253	210	175	175	21	21	
DIV. I NON-CONF.	5- 5	165	0- 0	306	220	211	211	19	19	
TOTALS	RPI 1-25	RPI 26-50	W-L RECORDS	RPI 51-100	RPI 101-150	RPI 150+				
13- 9	0- 1	1- 0	OVERALL	1- 2	0- 1	11- 5				
8- 3	0- 0	1- 0	HOME	0- 1	0- 0	7- 2				
5- 6	0- 1	0- 0	AWAY	1- 1	0- 1	4- 3				
0- 0	0- 0	0- 0	NEUTRAL	0- 0	0- 0	0- 0				
5- 5	0- 1	0- 0	NON-CONFERENCE	0- 1	0- 0	5- 3				
3- 1	0- 0	0- 0	HOME	0- 0	0- 0	3- 1				
2- 4	0- 1	0- 0	AWAY	0- 1	0- 0	2- 2				
0- 0	0- 0	0- 0	NEUTRAL	0- 0	0- 0	0- 0				
8- 4	0- 0	1- 0	CONFERENCE	1- 1	0- 1	6- 2				
5- 2	0- 0	1- 0	HOME	0- 1	0- 0	4- 1				
3- 2	0- 0	0- 0	AWAY	1- 0	0- 1	2- 1				
0- 0	0- 0	0- 0	NEUTRAL	0- 0	0- 0	0- 0				

RPI 1-25				RPI 26-50				RPI 51-100				RPI 101+ Team's RPI: 175			
RPI	S	Opponent	Score	RPI	S	Opponent	Score	RPI	S	Opponent	Score	RPI	S	Opponent	Score
8	A	Baylor	24 90	44	H	Little Rock	64 47	86	A	SMU	56 64	107	A	Troy	54 65
								97	A	UT Arlington	75 69	161	A	UTSA	47 72
								97	H	UT Arlington	39 61	163	H	Louisiana	62 40
												182	A	Houston	61 56
												196	A	Appalachian St.	53 37
												196	H	Appalachian St.	64 66
												199	H	Texas Southern	53 66
												204	A	North Texas	59 58
												232	A	South Ala.	57 44
												278	A	Coastal Caro.	48 64
												278	H	Coastal Caro.	83 62
												285	H	A&M-Corpus Christi	57 50
												299	A	Prairie View	60 64
												323	H	Arkansas St.	63 43
												332	H	La.-Monroe	63 50
												335	H	Incarnate Word	67 50
												342	H	Sam Houston St.	69 46
LAST 12 Division I GAMES:															
				44	H	Little Rock	64 47	332	H	La.-Monroe	63 50				
				323	H	Arkansas St.	63 43	232	A	South Ala.	57 44				
				97	A	UT Arlington	75 69	107	A	Troy	54 65				
				278	A	Coastal Caro.	48 64	97	H	UT Arlington	39 61				
				196	A	Appalachian St.	53 37	196	H	Appalachian St.	64 66				
				163	H	Louisiana	62 40	278	H	Coastal Caro.	83 62				

Non-Div I Games: St. Edward's 51 65

Texas St.

Average RPI Win:	145	WON-LOST	WINNING	LAST 10	STRENGTH OF	OPP. STRENGTH	TEAM	ADJ.	CONF.	ADJ CONF.
Average RPI Loss:	45	RECORD	PCT. RANK	GAMES	SCHEDULE	OF SCHEDULE	RPI	RPI	RPI	RPI
DIV. I ONLY	11- 13	197	1- 9	9	33	85	85	4	4	
DIV. I NON-CONF.	8- 3	67	0- 0	37	137	35	35	3	3	
TOTALS	RPI 1-25	RPI 26-50	W-L RECORDS	RPI 51-100	RPI 101-150	RPI 150+				
11- 13	0- 9	0- 0	OVERALL	4- 1	4- 3	3- 0				
10- 4	0- 4	0- 0	HOME	4- 0	3- 0	3- 0				
0- 9	0- 5	0- 0	AWAY	0- 1	0- 3	0- 0				
1- 0	0- 0	0- 0	NEUTRAL	0- 0	1- 0	0- 0				
8- 3	0- 2	0- 0	NON-CONFERENCE	1- 0	4- 1	3- 0				
7- 0	0- 0	0- 0	HOME	1- 0	3- 0	3- 0				
0- 3	0- 2	0- 0	AWAY	0- 0	0- 1	0- 0				
1- 0	0- 0	0- 0	NEUTRAL	0- 0	1- 0	0- 0				
3- 10	0- 7	0- 0	CONFERENCE	3- 1	0- 2	0- 0				
3- 4	0- 4	0- 0	HOME	3- 0	0- 0	0- 0				
0- 6	0- 3	0- 0	AWAY	0- 1	0- 2	0- 0				
0- 0	0- 0	0- 0	NEUTRAL	0- 0	0- 0	0- 0				

RPI	S	Opponent	Score	RPI	S	Opponent	Score	RPI	S	Opponent	Score	RPI	S	Opponent	Score
5	A	Texas	47 67					53	A	West Virginia	79 89	101	H	Central Ark.	79 45
5	H	Texas	57 77					53	H	West Virginia	75 66	121	A	TCU	62 76
8	H	Baylor	61 79					78	H	Iowa St.	75 66	127	N	Fordham	59 50
15	A	Texas A&M	90 98					79	H	Oklahoma St.	70 65	135	H	North Dakota	90 80
17	A	Oklahoma	45 66					97	H	UT Arlington	79 60	136	A	Arkansas	60 66
17	H	Oklahoma	56 64									147	A	Kansas	60 66
20	A	Miami (FL)	56 74									149	H	New Mexico	69 58
21	A	Kansas St.	54 68									182	H	Houston	84 60
21	H	Kansas St.	53 65									294	H	Alcorn	90 37
												299	H	Prairie View	85 43
LAST 12 Division I GAMES:															
17	H	Oklahoma	56 64	5	H	Texas	57 77								
121	A	TCU	62 76	17	A	Oklahoma	45 66								
8	H	Baylor	61 79	53	H	West Virginia	75 66								
21	H	Kansas St.	53 65	21	A	Kansas St.	54 68								
147	A	Kansas	60 66	78	H	Iowa St.	75 66								
53	A	West Virginia	79 89	79	H	Oklahoma St.	70 65								

Non-Div I Games:

Texas Tech

■ Loss, 
■ Non-Conf, 
■ S Site, 
■ H Home 
■ A Away 
N Neutral

Average RPI Win:	196	WON-LOST	WINNING	LAST 10	STRENGTH OF	OPP. STRENGTH	TEAM	ADJ.	CONF.	ADJ CONF.
Average RPI Loss:	61	RECORD	PCT. RANK	GAMES	SCHEDULE	OF SCHEDULE	RPI	RPI	RPI	RPI
DIV. I ONLY	15- 7	75	6- 4	101	95	83	83	10	10	
DIV. I NON-CONF.	8- 2	49	0- 0	238	50	91	91	11	11	
TOTALS	RPI 1-25	RPI 26-50	W-L RECORDS	RPI 51-100	RPI 101-150	RPI 150+				
15- 7	0- 2	0- 2	OVERALL	4- 1	1- 2	10- 0				
8- 4	0- 1	0- 1	HOME	2- 1	1- 1	5- 0				
6- 2	0- 0	0- 1	AWAY	2- 0	0- 1	4- 0				
1- 1	0- 1	0- 0	NEUTRAL	0- 0	0- 0	1- 0				
8- 2	0- 2	0- 0	NON-CONFERENCE	1- 0	1- 0	6- 0				
4- 1	0- 1	0- 0	HOME	0- 0	1- 0	3- 0				
3- 0	0- 0	0- 0	AWAY	1- 0	0- 0	2- 0				
1- 1	0- 1	0- 0	NEUTRAL	0- 0	0- 0	1- 0				
7- 5	0- 0	0- 2	CONFERENCE	3- 1	0- 2	4- 0				
4- 3	0- 0	0- 1	HOME	2- 1	0- 1	2- 0				
3- 2	0- 0	0- 1	AWAY	1- 0	0- 1	2- 0				
0- 0	0- 0	0- 0	NEUTRAL	0- 0	0- 0	0- 0				

RPI S	Opponent	Score	RPI S	Opponent	Score	RPI S	Opponent	Score	RPI S	Opponent	Score
2	H Notre Dame	68 85	40	A Ohio	55 61	54	A Dayton	76 72	105	A Kent St.	60 70
12	N UCLA	73 75	40	H Ohio	55 64	59	H Central Mich.	74 72	138	H Detroit	72 66
						71	A Buffalo	73 64	146	H Ball St.	45 51
						71	H Buffalo	85 63	171	A Western Mich.	72 66
						82	H Northern Ill.	73 77	185	A Cleveland St.	92 59
									213	H Miami (OH)	64 50
									229	H St. Bonaventure	74 50
									264	H Bowling Green	74 59
									272	N Davidson	76 41
									285	A A&M-Corpus Christi	76 60
									289	A Eastern Mich.	66 49
									307	H Rhode Island	65 50
									325	H Ill.-Chicago	79 51
LAST 12 Division I GAMES:											
264	H Bowling Green	74 59	40	H Ohio	55 64	82	H Northern Ill.	73 77	146	H Ball St.	45 51
171	A Western Mich.	72 66	71	A Buffalo	73 64	213	H Miami (OH)	64 50			
40	A Ohio	55 61	289	A Eastern Mich.	66 49						
71	H Buffalo	85 63									
59	H Central Mich.	74 72									
105	A Kent St.	60 70									

Non-Div I Games: Madonna 99 47

Toledo

Average RPI Win: <b>195</b>	WON-LOST	WINNING	LAST 10	STRENGTH OF	OPP. STRENGTH	TEAM	ADJ.	CONF.	ADJ CONF.
Average RPI Loss: <b>135</b>	RECORD	PCT. RANK	GAMES	SCHEDULE	OF SCHEDULE	RPI	RPI	RPI	RPI
DIV. I ONLY	<b>11- 13</b>	<b>197</b>	<b>3- 7</b>	<b>139</b>	<b>144</b>	<b>188</b>	<b>188</b>	<b>8</b>	<b>8</b>
DIV. I NON-CONF.	<b>7- 4</b>	<b>114</b>	<b>0- 0</b>	<b>211</b>	<b>289</b>	<b>162</b>	<b>162</b>	<b>8</b>	<b>8</b>
TOTALS	RPI 1-25	RPI 26-50	W-L RECORDS	RPI 51-100	RPI 101-150	RPI 150+			
11- 13	0- 1	2- 2	OVERALL	0- 1	2- 3	7- 6			
8- 5	0- 0	1- 1	HOME	0- 0	2- 2	5- 2			
3- 8	0- 1	1- 1	AWAY	0- 1	0- 1	2- 4			
0- 0	0- 0	0- 0	NEUTRAL	0- 0	0- 0	0- 0			
7- 4	0- 1	0- 1	NON-CONFERENCE	0- 0	1- 1	6- 1			
5- 2	0- 0	0- 1	HOME	0- 0	1- 1	4- 0			
2- 2	0- 1	0- 0	AWAY	0- 0	0- 0	2- 1			
0- 0	0- 0	0- 0	NEUTRAL	0- 0	0- 0	0- 0			
4- 9	0- 0	2- 1	CONFERENCE	0- 1	1- 2	1- 5			
3- 3	0- 0	1- 0	HOME	0- 0	1- 1	1- 2			
1- 6	0- 0	1- 1	AWAY	0- 1	0- 1	0- 3			
0- 0	0- 0	0- 0	NEUTRAL	0- 0	0- 0	0- 0			

RPI 1-25				RPI 26-50				RPI 51-100				RPI 101+ Team's RPI: 188			
RPI	S	Opponent	Score	RPI	S	Opponent	Score	RPI	S	Opponent	Score	RPI	S	Opponent	Score
18	A	Maryland	63 <b>97</b>	30	A	Elon	55 <b>83</b>	66	A	Drexel	48 <b>58</b>	116	H	Rider	75 <b>79</b>
				39	A	James Madison	60 55					118	H	Delaware	67 <b>73</b>
				39	H	James Madison	54 51					128	H	Cornell	68 63
				49	H	Georgetown	59 <b>75</b>					130	A	William & Mary	55 <b>68</b>
												130	H	William & Mary	64 60
												176	H	George Mason	79 75
												180	A	Northeastern	64 <b>72</b>
												191	H	Hofstra	61 <b>70</b>
												203	A	Col. of Charleston	54 <b>59</b>
												203	H	Col. of Charleston	61 59
												206	A	UNCW	56 <b>59</b>
												206	H	UNCW	42 <b>48</b>
												210	A	UMBC	59 48
												245	A	Colgate	71 <b>76</b>
												249	H	Norfolk St.	61 58
												301	H	Coppin St.	69 65
												333	A	Wagner	69 40
												340	H	UMass Lowell	90 56
LAST 12 Division I GAMES:															
130	A	William & Mary	55 <b>68</b>	39	A	James Madison	60 55								
206	H	UNCW	42 <b>48</b>	130	H	William & Mary	64 60								
203	A	Col. of Charleston	54 <b>59</b>	203	H	Col. of Charleston	61 59								
30	A	Elon	55 <b>83</b>	191	H	Hofstra	61 <b>70</b>								
118	H	Delaware	67 <b>73</b>	39	H	James Madison	54 51								
206	A	UNCW	56 <b>59</b>	180	A	Northeastern	64 <b>72</b>								

Non-Div I Games:

Towson

■ Loss, 
 ■ Non-Conf, 
 ■ S Site, 
 ■ H Home 
 ■ A Away 
 N Neutral

Average RPI Win: <b>220</b>	WON-LOST	WINNING	LAST 10	STRENGTH OF	OPP. STRENGTH	TEAM	ADJ.	CONF.	ADJ CONF.
Average RPI Loss: <b>112</b>	RECORD	PCT. RANK	GAMES	SCHEDULE	OF SCHEDULE	RPI	RPI	RPI	RPI
DIV. I ONLY	14- 7	84	7- 3	210	156	107	107	21	21
DIV. I NON-CONF.	5- 4	143	0- 0	147	40	111	111	19	19
TOTALS	RPI 1-25	RPI 26-50	W-L RECORDS	RPI 51-100	RPI 101-150	RPI 150+			
14- 7	0- 1	1- 2	OVERALL	2- 1	0- 0	11- 3			
6- 2	0- 0	0- 0	HOME	2- 0	0- 0	4- 2			
6- 5	0- 0	0- 0	AWAY	0- 0	0- 0	6- 0			
2- 0	0- 0	1- 0	NEUTRAL	0- 0	0- 0	1- 0			
5- 4	0- 1	1- 1	NON-CONFERENCE	1- 1	0- 0	3- 1			
2- 1	0- 0	0- 0	HOME	1- 0	0- 0	1- 1			
1- 3	0- 1	0- 1	AWAY	0- 1	0- 0	1- 0			
2- 0	0- 0	1- 0	NEUTRAL	0- 0	0- 0	1- 0			
9- 3	0- 0	0- 1	CONFERENCE	1- 0	0- 0	8- 2			
4- 1	0- 0	0- 0	HOME	1- 0	0- 0	3- 1			
5- 2	0- 0	0- 1	AWAY	0- 0	0- 0	5- 1			
0- 0	0- 0	0- 0	NEUTRAL	0- 0	0- 0	0- 0			

RPI 1-25				RPI 26-50				RPI 51-100				RPI 101+				Team's RPI: 107	
RPI	S	Opponent	Score	RPI	S	Opponent	Score	RPI	S	Opponent	Score	RPI	S	Opponent	Score		
14	A	Tennessee	84 110	35	A	Auburn	52 61	75	H	Belmont	91 74	163	A	Louisiana	72 80		
				44	A	Little Rock	74 77	89	A	Jacksonville	70 77	175	H	Texas St.	65 54		
				50	N	Villanova	93 85	97	H	UT Arlington	85 68	184	H	UAB	77 81		
												219	H	Alabama St.	95 66		
												232	A	South Ala.	73 57		
												232	H	South Ala.	75 71		
												236	A	Ga. Southern	89 86		
												236	H	Ga. Southern	77 67		
												258	A	Georgia St.	87 69		
												258	H	Georgia St.	65 68		
												296	A	Nicholls St.	100 75		
												321	N	Loyola Chicago	91 67		
												323	A	Arkansas St.	83 75		
												332	A	La.-Monroe	94 67		
LAST 12 Division I GAMES:																	
				163	A	Louisiana	72 80	44	A	Little Rock	74 77						
				332	A	La.-Monroe	94 67	97	H	UT Arlington	85 68						
				232	H	South Ala.	75 71	175	H	Texas St.	65 54						
				258	H	Georgia St.	65 68	236	A	Ga. Southern	89 86						
				236	H	Ga. Southern	77 67	258	A	Georgia St.	87 69						
				323	A	Arkansas St.	83 75	232	A	South Ala.	73 57						

Non-Div I Games: Armstrong St. 118 72 Thomas (GA) 110 55

Troy

Average RPI Win:	150	WON-LOST	WINNING	LAST 10	STRENGTH OF	OPP. STRENGTH	TEAM	ADJ.	CONF.	ADJ CONF.
Average RPI Loss:	45	RECORD	PCT. RANK	GAMES	SCHEDULE	OF SCHEDULE	RPI	RPI	RPI	RPI
DIV. I ONLY	15- 10	113	5- 5	39	42	42	42	5	5	
DIV. I NON-CONF.	9- 4	85	0- 0	54	33	41	41	5	5	
TOTALS	RPI 1-25	RPI 26-50	W-L RECORDS	RPI 51-100	RPI 101-150	RPI 150+				
15- 10	0- 4	2- 3	OVERALL	1- 2	6- 1	6- 0				
9- 3	0- 1	2- 1	HOME	0- 0	4- 1	3- 0				
5- 6	0- 2	0- 2	AWAY	1- 2	2- 0	2- 0				
1- 1	0- 1	0- 0	NEUTRAL	0- 0	0- 0	1- 0				
9- 4	0- 1	2- 1	NON-CONFERENCE	0- 2	3- 0	4- 0				
7- 0	0- 0	2- 0	HOME	0- 0	3- 0	2- 0				
1- 3	0- 0	0- 1	AWAY	0- 2	0- 0	1- 0				
1- 1	0- 1	0- 0	NEUTRAL	0- 0	0- 0	1- 0				
6- 6	0- 3	0- 2	CONFERENCE	1- 0	3- 1	2- 0				
2- 3	0- 1	0- 1	HOME	0- 0	1- 1	1- 0				
4- 3	0- 2	0- 1	AWAY	1- 0	2- 0	1- 0				
0- 0	0- 0	0- 0	NEUTRAL	0- 0	0- 0	0- 0				

RPI 1-25				RPI 26-50				Team's RPI: 42				RPI 51-100				RPI 101+			
RPI	S	Opponent	Score	RPI	S	Opponent	Score	RPI	S	Opponent	Score	RPI	S	Opponent	Score	RPI	S	Opponent	Score
1	A	UConn	56 100	28	H	North Carolina St.	63 58	63	A	Middle Tenn.	59 62	120	H	Southern Miss.	86 67				
4	N	Mississippi St.	49 66	29	A	LSU	51 69	86	A	SMU	71 59	125	H	Eastern Wash.	63 51				
24	A	Temple	71 86	32	A	South Fla.	56 66	98	A	Vanderbilt	63 74	129	H	Maine	77 62				
24	H	Temple	50 76	32	H	South Fla.	53 62					140	H	Tulsa	70 65				
				35	H	Auburn	61 59					143	A	Cincinnati	74 68				
												144	A	East Carolina	61 45				
												145	H	Memphis	52 55				
												161	A	UTSA	75 66				
												182	A	Houston	57 49				
												182	H	Houston	82 56				
												216	H	Grambling	79 56				
												268	H	McNeese	82 65				
												289	N	Eastern Mich.	62 50				
LAST 12 Division I GAMES:																			
				32	A	South Fla.	56 66	1	A	UConn	56 100								
				145	H	Memphis	52 55	182	H	Houston	82 56								
				24	H	Temple	50 76	86	A	SMU	71 59								
				182	A	Houston	57 49	24	A	Temple	71 86								
				143	A	Cincinnati	74 68	32	H	South Fla.	53 62								
				140	H	Tulsa	70 65	144	A	East Carolina	61 45								

Non-Div I Games:

Tulane

■ Loss, 
■ Non-Conf, 
■ S Site, 
■ H Home 
■ A Away 
N Neutral

Average RPI Win:	159	WON-LOST	WINNING	LAST 10	STRENGTH OF	OPP. STRENGTH	TEAM	ADJ.	CONF.	ADJ CONF.
Average RPI Loss:	86	RECORD	PCT. RANK	GAMES	SCHEDULE	OF SCHEDULE	RPI	RPI	RPI	RPI
DIV. I ONLY	8- 17	269	3- 7	26	69	140	140	5	5	
DIV. I NON-CONF.	4- 9	248	0- 0	87	155	193	193	5	5	
TOTALS	RPI 1-25	RPI 26-50	W-L RECORDS	RPI 51-100	RPI 101-150	RPI 150+				
8- 17	0- 6	0- 3	OVERALL	1- 2	5- 2	2- 4				
5- 6	0- 2	0- 1	HOME	1- 1	3- 2	1- 0				
3- 10	0- 4	0- 2	AWAY	0- 0	2- 0	1- 4				
0- 1	0- 0	0- 0	NEUTRAL	0- 1	0- 0	0- 0				
4- 9	0- 2	0- 1	NON-CONFERENCE	0- 2	2- 1	2- 3				
2- 3	0- 0	0- 1	HOME	0- 1	1- 1	1- 0				
2- 5	0- 2	0- 0	AWAY	0- 0	1- 0	1- 3				
0- 1	0- 0	0- 0	NEUTRAL	0- 1	0- 0	0- 0				
4- 8	0- 4	0- 2	CONFERENCE	1- 0	3- 1	0- 1				
3- 3	0- 2	0- 0	HOME	1- 0	2- 1	0- 0				
1- 5	0- 2	0- 2	AWAY	0- 0	1- 0	0- 1				
0- 0	0- 0	0- 0	NEUTRAL	0- 0	0- 0	0- 0				

RPI	S	Opponent	Score
1	A	UConn	50 96
1	H	UConn	58 98
17	A	Oklahoma	68 85
21	A	Kansas St.	62 82
24	A	Temple	43 70
24	H	Temple	49 58

RPI	S	Opponent	Score
32	A	South Fla.	68 84
42	A	Tulane	65 70
44	H	Little Rock	58 63

RPI	S	Opponent	Score
68	H	South Dakota	68 71
86	H	SMU	66 59
91	N	BYU	56 71

RPI	S	Opponent	Score	Team's RPI: 140
111	A	UCF	73 62	
111	H	UCF	58 62	
115	H	Saint Louis	70 64	
136	H	Arkansas	50 57	
144	H	East Carolina	100 92	
145	H	Memphis	57 52	
149	A	New Mexico	67 64	
151	A	Oral Roberts	68 76	
182	A	Houston	66 71	
202	A	Indiana St.	68 72	
204	H	North Texas	63 58	
318	A	UMKC	80 70	
323	A	Arkansas St.	80 83	

## LAST 12 Division I GAMES:

111	H	UCF	58 62	111	A	UCF	73 62
24	A	Temple	43 70	1	H	UConn	58 98
1	A	UConn	50 96	24	H	Temple	49 58
144	H	East Carolina	100 92	32	A	South Fla.	68 84
86	H	SMU	66 59	145	H	Memphis	57 52
42	A	Tulane	65 70	182	A	Houston	66 71

Non-Div I Games:

Tulsa

■ Loss, 
 ■ Non-Conf, 
 ■ S Site, 
 ■ Home 
 ■ A Away 
 N Neutral



Average RPI Win:	235	WON-LOST	WINNING	LAST 10	STRENGTH OF	OPP. STRENGTH	TEAM	ADJ.	CONF.	ADJ CONF.
Average RPI Loss:	126	RECORD	PCT. RANK	GAMES	SCHEDULE	OF SCHEDULE	RPI	RPI	RPI	RPI
DIV. I ONLY	11- 12	187	4- 6	141	172	184	184	15	15	
DIV. I NON-CONF.	6- 4	127	0- 0	104	227	106	106	16	16	
TOTALS	RPI 1-25	RPI 26-50	W-L RECORDS	RPI 51-100	RPI 101-150	RPI 150+				
11- 12	0- 2	0- 0	OVERALL	0- 3	2- 2	9- 5				
7- 5	0- 1	0- 0	HOME	0- 2	0- 0	7- 2				
3- 7	0- 1	0- 0	AWAY	0- 1	2- 2	1- 3				
1- 0	0- 0	0- 0	NEUTRAL	0- 0	0- 0	1- 0				
6- 4	0- 2	0- 0	NON-CONFERENCE	0- 1	1- 0	5- 1				
3- 2	0- 1	0- 0	HOME	0- 1	0- 0	3- 0				
2- 2	0- 1	0- 0	AWAY	0- 0	1- 0	1- 1				
1- 0	0- 0	0- 0	NEUTRAL	0- 0	0- 0	1- 0				
5- 8	0- 0	0- 0	CONFERENCE	0- 2	1- 2	4- 4				
4- 3	0- 0	0- 0	HOME	0- 1	0- 0	4- 2				
1- 5	0- 0	0- 0	AWAY	0- 1	1- 2	0- 2				
0- 0	0- 0	0- 0	NEUTRAL	0- 0	0- 0	0- 0				

RPI 1-25				RPI 26-50				RPI 51-100				RPI 101+ Team's RPI: 184			
RPI	S	Opponent	Score	RPI	S	Opponent	Score	RPI	S	Opponent	Score	RPI	S	Opponent	Score
6	H	Florida St.	47 93					63	H	Middle Tenn.	61 64	103	A	Charlotte	88 81
19	A	DePaul	80 90					75	H	Belmont	58 72	107	A	Troy	81 77
								80	A	Western Ky.	48 60	120	A	Southern Miss.	59 64
												131	A	Old Dominion	61 73
												158	A	Louisiana Tech	63 64
												161	H	UTSA	67 82
												168	A	Southern Ill.	64 49
												189	H	Rice	62 61
												204	H	North Texas	58 59
												232	H	South Ala.	66 41
												240	A	Samford	49 52
												251	A	Marshall	58 61
												266	H	High Point	75 66
												281	H	FIU	82 68
												291	H	UTEP	74 61
												306	H	Mississippi Val.	80 46
												308	N	Gardner-Webb	59 49
												331	H	Fla. Atlantic	66 55
LAST 12 Division I GAMES:															
131	A	Old Dominion	61 73	281	H	FIU	82 68								
103	A	Charlotte	88 81	331	H	Fla. Atlantic	66 55								
161	H	UTSA	67 82	251	A	Marshall	58 61								
291	H	UTEP	74 61	80	A	Western Ky.	48 60								
120	A	Southern Miss.	59 64	189	H	Rice	62 61								
158	A	Louisiana Tech	63 64	204	H	North Texas	58 59								

Non-Div I Games: Miles 106 48

UAB

Loss, Non-Conf, S Site, H Home A Away N Neutral

Average RPI Win:	233	WON-LOST	WINNING	LAST 10	STRENGTH OF	OPP. STRENGTH	TEAM	ADJ.	CONF.	ADJ CONF.
Average RPI Loss:	87	RECORD	PCT. RANK	GAMES	SCHEDULE	OF SCHEDULE	RPI	RPI	RPI	RPI
DIV. I ONLY	17- 6	50	8- 2	228	173	104	104	25	25	
DIV. I NON-CONF.	8- 4	97	0- 1	99	86	66	66	24	24	
TOTALS	RPI 1-25	RPI 26-50	W-L RECORDS	RPI 51-100	RPI 101-150	RPI 150+				
17- 6	0- 2	0- 0	OVERALL	1- 1	2- 2	14- 1				
9- 2	0- 0	0- 0	HOME	1- 0	1- 1	7- 1				
8- 3	0- 2	0- 0	AWAY	0- 0	1- 1	7- 0				
0- 1	0- 0	0- 0	NEUTRAL	0- 1	0- 0	0- 0				
8- 4	0- 2	0- 0	NON-CONFERENCE	1- 1	2- 0	5- 1				
4- 1	0- 0	0- 0	HOME	1- 0	1- 0	2- 1				
4- 2	0- 2	0- 0	AWAY	0- 0	1- 0	3- 0				
0- 1	0- 0	0- 0	NEUTRAL	0- 1	0- 0	0- 0				
9- 2	0- 0	0- 0	CONFERENCE	0- 0	0- 2	9- 0				
5- 1	0- 0	0- 0	HOME	0- 0	0- 1	5- 0				
4- 1	0- 0	0- 0	AWAY	0- 0	0- 1	4- 0				
0- 0	0- 0	0- 0	NEUTRAL	0- 0	0- 0	0- 0				

RPI 1-25			RPI 26-50			RPI 51-100			RPI 101+			Team's RPI: 104
RPI	S	Opponent	Score	RPI	S	Opponent	Score	RPI	S	Opponent	Score	
9	A	Oregon St.	52 93					110	A	Long Beach St.	62 64	
11	A	Stanford	42 68					110	H	Long Beach St.	51 64	
								111	A	UCF	77 71	
								123	H	St. Mary's (CA)	68 66	
								159	A	San Francisco	78 58	
								165	H	CSUN	81 65	
								173	H	UC Riverside	72 55	
								191	H	Hofstra	60 64	
								218	A	Pacific	95 87	
								244	A	UC Santa Barbara	62 48	
								259	A	Cal Poly	61 53	
								267	H	Hawaii	70 55	
								269	H	Portland	66 52	
								275	H	San Diego St.	75 55	
								286	A	Sacramento St.	110 78	
								327	A	UC Irvine	89 48	
								327	H	UC Irvine	62 42	
								341	A	Cal St. Fullerton	70 51	
								341	H	Cal St. Fullerton	59 39	
LAST 12 Division I GAMES:												
327	H	UC Irvine	62 42	341	A	Cal St. Fullerton	70 51					
244	A	UC Santa Barbara	62 48	165	H	CSUN	81 65					
259	A	Cal Poly	61 53	110	H	Long Beach St.	51 64					
341	H	Cal St. Fullerton	59 39	267	H	Hawaii	70 55					
173	H	UC Riverside	72 55	327	A	UC Irvine	89 48					
110	A	Long Beach St.	62 64	89	N	Jacksonville	54 61					

Non-Div I Games: Holy Names 91 51

UC Davis

■ Loss, 
 ■ Non-Conf, 
 ■ S Site, 
 ■ H Home 
 ■ A Away 
 N Neutral

Average RPI Win:	225	WON-LOST	WINNING	LAST 10	STRENGTH OF	OPP. STRENGTH	TEAM	ADJ.	CONF.	ADJ CONF.
Average RPI Loss:	186	RECORD	PCT. RANK	GAMES	SCHEDULE	OF SCHEDULE	RPI	RPI	RPI	RPI
DIV. I ONLY	2- 21	342	1- 9	191	268	327	327	25	25	
DIV. I NON-CONF.	1- 12	332	0- 1	198	282	323	323	24	24	
TOTALS	RPI 1-25	RPI 26-50	W-L RECORDS	RPI 51-100	RPI 101-150	RPI 150+				
2- 21	0- 0	0- 0	OVERALL	0- 3	0- 4	2- 14				
1- 11	0- 0	0- 0	HOME	0- 2	0- 3	1- 6				
1- 9	0- 0	0- 0	AWAY	0- 1	0- 1	1- 7				
0- 1	0- 0	0- 0	NEUTRAL	0- 0	0- 0	0- 1				
1- 12	0- 0	0- 0	NON-CONFERENCE	0- 3	0- 1	1- 8				
0- 6	0- 0	0- 0	HOME	0- 2	0- 1	0- 3				
1- 5	0- 0	0- 0	AWAY	0- 1	0- 0	1- 4				
0- 1	0- 0	0- 0	NEUTRAL	0- 0	0- 0	0- 1				
1- 9	0- 0	0- 0	CONFERENCE	0- 0	0- 3	1- 6				
1- 5	0- 0	0- 0	HOME	0- 0	0- 2	1- 3				
0- 4	0- 0	0- 0	AWAY	0- 0	0- 1	0- 3				
0- 0	0- 0	0- 0	NEUTRAL	0- 0	0- 0	0- 0				

RPI 1-25				RPI 26-50				RPI 51-100				RPI 101+				Team's RPI: 327	
RPI	S	Opponent	Score	RPI	S	Opponent	Score	RPI	S	Opponent	Score	RPI	S	Opponent	Score		
								56	H	Southern California	45	83	104	A	UC Davis	42	62
								65	A	Gonzaga	38	102	104	H	UC Davis	48	89
								84	H	UNLV	46	62	110	H	Long Beach St.	63	68
												115	H	Saint Louis	69	79	
												157	N	Fresno St.	45	63	
												165	H	CSUN	77	52	
												173	A	UC Riverside	58	76	
												173	H	UC Riverside	58	79	
												174	A	Idaho St.	54	65	
												178	A	Utah St.	52	66	
												214	A	Loyola Marymount	39	58	
												244	H	UC Santa Barbara	60	85	
												256	A	Portland St.	73	79	
												259	H	Cal Poly	60	78	
												263	H	CSU Bakersfield	66	86	
												267	A	Hawaii	62	79	
												284	A	Nevada	72	59	
												286	H	Sacramento St.	70	78	
												287	H	Southern Utah	58	70	
												341	A	Cal St. Fullerton	53	64	
LAST 12 Division I GAMES:																	
				104	A	UC Davis	42	62		341	A	Cal St. Fullerton	53	64			
				259	H	Cal Poly	60	78		165	H	CSUN	77	52			
				110	H	Long Beach St.	63	68		173	A	UC Riverside	58	76			
				244	H	UC Santa Barbara	60	85		104	H	UC Davis	48	89			
				267	A	Hawaii	62	79		56	H	Southern California	45	83			
				173	H	UC Riverside	58	79		287	H	Southern Utah	58	70			

Non-Div I Games: Concordia (CA) 92 61

UC Irvine

■ Loss, 
 ■ Non-Conf, 
 ■ S Site, 
 ■ H Home 
 ■ A Away 
 N Neutral

## UC Riverside

Through Games Of Feb. 14, 2017

Average RPI Win:	269	WON-LOST	WINNING	LAST 10	STRENGTH OF	OPP. STRENGTH	TEAM	ADJ.	CONF.	ADJ CONF.
Average RPI Loss:	107	RECORD	PCT. RANK	GAMES	SCHEDULE	OF SCHEDULE	RPI	RPI	RPI	RPI
DIV. I ONLY	13- 11	149	6- 4	230	190	173	173	25	25	
DIV. I NON-CONF.	6- 7	182	0- 1	126	130	149	149	24	24	
TOTALS	RPI 1-25	RPI 26-50	W-L RECORDS	RPI 51-100	RPI 101-150	RPI 150+				
13- 11	0- 0	0- 1	OVERALL	0- 5	0- 3	13- 2				
7- 3	0- 0	0- 0	HOME	0- 2	0- 0	7- 1				
5- 8	0- 0	0- 1	AWAY	0- 3	0- 3	5- 1				
1- 0	0- 0	0- 0	NEUTRAL	0- 0	0- 0	1- 0				
6- 7	0- 0	0- 1	NON-CONFERENCE	0- 5	0- 1	6- 0				
3- 2	0- 0	0- 0	HOME	0- 2	0- 0	3- 0				
2- 5	0- 0	0- 1	AWAY	0- 3	0- 1	2- 0				
1- 0	0- 0	0- 0	NEUTRAL	0- 0	0- 0	1- 0				
7- 4	0- 0	0- 0	CONFERENCE	0- 0	0- 2	7- 2				
4- 1	0- 0	0- 0	HOME	0- 0	0- 0	4- 1				
3- 3	0- 0	0- 0	AWAY	0- 0	0- 2	3- 1				
0- 0	0- 0	0- 0	NEUTRAL	0- 0	0- 0	0- 0				

RPI 1-25				RPI 26-50				RPI 51-100				RPI 101+				Team's RPI: 173	
RPI	S	Opponent	Score	RPI	S	Opponent	Score	RPI	S	Opponent	Score	RPI	S	Opponent	Score		
				27	A	Missouri	62 68	56	A	Southern California	49 67	104	A	UC Davis	55 72		
								67	A	California	56 71	110	A	Long Beach St.	51 55		
								68	H	South Dakota	55 61	147	A	Kansas	84 90		
								90	H	Penn	55 71	165	H	CSUN	67 70		
								96	A	FGCU	45 60	214	A	Loyola Marymount	75 72		
												225	H	Grand Canyon	77 64		
												227	H	Seattle U	58 54		
												240	N	Samford	51 48		
												244	A	UC Santa Barbara	54 58		
												259	A	Cal Poly	72 69		
												259	H	Cal Poly	68 59		
												263	A	CSU Bakersfield	71 66		
												267	A	Hawaii	79 59		
												267	H	Hawaii	63 45		
												275	H	San Diego St.	72 44		
												327	A	UC Irvine	79 58		
												327	H	UC Irvine	76 58		
												341	H	Cal St. Fullerton	68 45		
LAST 12 Division I GAMES:																	
				165	H	CSUN	67 70					341	H	Cal St. Fullerton	68 45		
				267	A	Hawaii	79 59					327	A	UC Irvine	79 58		
				259	A	Cal Poly	72 69					244	A	UC Santa Barbara	54 58		
				267	H	Hawaii	63 45					259	H	Cal Poly	68 59		
				110	A	Long Beach St.	51 55					327	H	UC Irvine	76 58		
				104	A	UC Davis	55 72					90	H	Penn	55 71		

Non-Div I Games:

UC Riverside

■ Loss, 
 ■ Non-Conf, 
 ■ S Site, 
 ■ Home 
 ■ A Away 
 N Neutral

Average RPI Win:	264	WON-LOST	WINNING	LAST 10	STRENGTH OF	OPP. STRENGTH	TEAM	ADJ.	CONF.	ADJ CONF.
Average RPI Loss:	169	RECORD	PCT. RANK	GAMES	SCHEDULE	OF SCHEDULE	RPI	RPI	RPI	RPI
DIV. I ONLY	12- 12	174	7- 3	323	174	244	244	25	25	
DIV. I NON-CONF.	5- 8	218	0- 1	319	124	282	282	24	24	
TOTALS	RPI 1-25	RPI 26-50	W-L RECORDS	RPI 51-100	RPI 101-150	RPI 150+				
12- 12	0- 1	0- 0	OVERALL	0- 1	1- 2	11- 8				
6- 5	0- 1	0- 0	HOME	0- 0	1- 2	5- 2				
4- 7	0- 0	0- 0	AWAY	0- 1	0- 0	4- 6				
2- 0	0- 0	0- 0	NEUTRAL	0- 0	0- 0	2- 0				
5- 8	0- 1	0- 0	NON-CONFERENCE	0- 1	0- 1	5- 5				
2- 3	0- 1	0- 0	HOME	0- 0	0- 1	2- 1				
1- 5	0- 0	0- 0	AWAY	0- 1	0- 0	1- 4				
2- 0	0- 0	0- 0	NEUTRAL	0- 0	0- 0	2- 0				
7- 4	0- 0	0- 0	CONFERENCE	0- 0	1- 1	6- 3				
4- 2	0- 0	0- 0	HOME	0- 0	1- 1	3- 1				
3- 2	0- 0	0- 0	AWAY	0- 0	0- 0	3- 2				
0- 0	0- 0	0- 0	NEUTRAL	0- 0	0- 0	0- 0				

RPI 1-25				RPI 26-50				RPI 51-100				RPI 101+ Team's RPI: 244			
RPI	S	Opponent	Score	RPI	S	Opponent	Score	RPI	S	Opponent	Score	RPI	S	Opponent	Score
12	H	UCLA	52 71					78	A	Iowa St.	60 77	104	H	UC Davis	48 62
												110	H	Long Beach St.	65 60
												142	H	Yale	60 64
												155	H	Santa Clara	58 69
												157	A	Fresno St.	50 49
												165	A	CSUN	61 75
												165	H	CSUN	55 62
												173	H	UC Riverside	58 54
												214	A	Loyola Marymount	55 57
												227	A	Seattle U	53 58
												233	A	San Diego	63 77
												259	A	Cal Poly	67 78
												267	A	Hawaii	67 52
												267	H	Hawaii	74 62
												275	A	San Diego St.	70 84
												285	N	A&M-Corpus Christi	66 60
												293	H	Pepperdine	66 57
												298	N	North Dakota St.	66 59
												305	H	Northern Ariz.	60 51
												327	A	UC Irvine	85 60
												341	A	Cal St. Fullerton	56 49
												341	H	Cal St. Fullerton	57 37
LAST 12 Division I GAMES:															
267	A	Hawaii	67 52	267	H	Hawaii	74 62	110	H	Long Beach St.	65 60				
165	H	CSUN	55 62	173	H	UC Riverside	58 54	341	A	Cal St. Fullerton	56 49				
104	H	UC Davis	48 62	259	A	Cal Poly	67 78	142	H	Yale	60 64				
341	H	Cal St. Fullerton	57 37												
327	A	UC Irvine	85 60												
165	A	CSUN	61 75												

Non-Div I Games:

UC Santa Barbara

■ Loss, 
 ■ Non-Conf, 
 ■ S Site, 
 ■ Home 
 ■ A Away 
 N Neutral

UCF

Average RPI Win: 195

Average RPI Loss: 99

WON-LOST RECORD

WINNING PCT. RANK

LAST 10 GAMES

STRENGTH OF SCHEDULE

OPP. STRENGTH OF SCHEDULE

TEAM RPI

ADJ. RPI

CONF. RPI

ADJ CONF. RPI

DIV. I ONLY

16- 9

97

6- 4

172

85

111

111

5

5

DIV. I NON-CONF.

10- 3

54

0- 0

224

239

105

105

5

5

TOTALS

RPI 1-25

RPI 26-50

W-L RECORDS

RPI 51-100

RPI 101-150

RPI 150+

16- 9

0- 1

1- 0

OVERALL

0- 3

4- 5

11- 0

8- 5

0- 1

0- 0

HOME

0- 1

2- 3

6- 0

8- 4

0- 0

1- 0

AWAY

0- 2

2- 2

5- 0

0- 0

0- 0

NEUTRAL

0- 0

0- 0

0- 0

10- 3

0- 0

0- 0

NON-CONFERENCE

0- 2

1- 1

9- 0

6- 2

0- 0

0- 0

HOME

0- 1

1- 1

5- 0

4- 1

0- 0

0- 0

AWAY

0- 1

0- 0

4- 0

0- 0

0- 0

NEUTRAL

0- 0

0- 0

0- 0

6- 6

0- 1

1- 0

CONFERENCE

0- 1

3- 4

2- 0

2- 3

0- 1

0- 0

HOME

0- 0

1- 2

1- 0

4- 3

0- 0

1- 0

AWAY

0- 1

2- 2

1- 0

0- 0

0- 0

NEUTRAL

0- 0

0- 0

0- 0

RPI 1-25

RPI 26-50

RPI 51-100

RPI 101+

Team's RPI: 111

RPI S Opponent Score

RPI S Opponent Score

RPI S Opponent Score

RPI S Opponent Score

1 H UConn 48 84

32 A South Fla. 66 62

60 H Virginia Tech 64 67

71 A Buffalo 65 66

86 A SMU 58 63

104 H UC Davis 71 77

116 H Rider 49 30

140 A Tulsa 62 58

140 H Tulsa 62 73

143 A Cincinnati 57 63

143 H Cincinnati 64 44

144 A East Carolina 54 42

145 A Memphis 59 65

145 H Memphis 62 65

153 H Omaha 81 41

182 A Houston 62 48

182 H Houston 85 59

221 H Bethune-Cookman 70 43

232 H South Ala. 70 58

236 A Ga. Southern 74 54

237 A Butler 66 59

243 H Austin Peay 61 43

272 A Davidson 57 38

281 A FIU 69 52

308 H Gardner-Webb 66 52

LAST 12 Division I GAMES:

32 A South Fla. 66 62

140 A Tulsa 62 58

182 H Houston 85 59

86 A SMU 58 63

145 A Memphis 59 65

143 H Cincinnati 64 44

140 H Tulsa 62 73

144 A East Carolina 54 42

182 A Houston 62 48

145 H Memphis 62 65

143 A Cincinnati 57 63

1 H UConn 48 84

Non-Div I Games:

UCF

Average RPI Win:	116	WON-LOST	WINNING	LAST 10	STRENGTH OF	OPP. STRENGTH	TEAM	ADJ.	CONF.	ADJ CONF.
Average RPI Loss:	31	RECORD	PCT. RANK	GAMES	SCHEDULE	OF SCHEDULE	RPI	RPI	RPI	RPI
DIV. I ONLY	18- 7	61	7- 3	10	16	12	12	1	1	
DIV. I NON-CONF.	9- 2	37	0- 0	47	106	11	11	1	1	
TOTALS	RPI 1-25	RPI 26-50	W-L RECORDS	RPI 51-100	RPI 101-150	RPI 150+				
18- 7	3- 4	3- 1	OVERALL	5- 2	1- 0	6- 0				
12- 0	2- 0	2- 0	HOME	3- 0	1- 0	4- 0				
4- 7	1- 4	0- 1	AWAY	1- 2	0- 0	2- 0				
2- 0	0- 0	1- 0	NEUTRAL	1- 0	0- 0	0- 0				
9- 2	0- 2	2- 0	NON-CONFERENCE	1- 0	0- 0	6- 0				
5- 0	0- 0	1- 0	HOME	0- 0	0- 0	4- 0				
2- 2	0- 2	0- 0	AWAY	0- 0	0- 0	2- 0				
2- 0	0- 0	1- 0	NEUTRAL	1- 0	0- 0	0- 0				
9- 5	3- 2	1- 1	CONFERENCE	4- 2	1- 0	0- 0				
7- 0	2- 0	1- 0	HOME	3- 0	1- 0	0- 0				
2- 5	1- 2	0- 1	AWAY	1- 2	0- 0	0- 0				
0- 0	0- 0	0- 0	NEUTRAL	0- 0	0- 0	0- 0				

RPI	S	Opponent	Score	RPI	S	Opponent	Score	RPI	S	Opponent	Score	RPI	S	Opponent	Score
3	A	South Carolina	57 66	31	H	Michigan	84 64	51	H	Utah	67 56	117	H	Arizona	69 49
7	A	Washington	70 82	37	A	Oregon	75 84	56	A	Southern California	74 59	218	H	Pacific	82 55
8	A	Baylor	70 84	37	H	Oregon	79 63	56	H	Southern California	71 67	228	H	Southern U.	95 47
9	A	Oregon St.	61 68	47	N	Iowa	78 65	67	A	California	77 80	244	A	UC Santa Barbara	71 52
9	H	Oregon St.	66 56					81	H	Colorado	87 74	259	H	Cal Poly	80 64
11	A	Stanford	85 76					83	N	Toledo	75 73	267	H	Hawaii	72 49
23	H	Arizona St.	69 60					87	A	Washington St.	73 82	277	A	N.C. A&T	83 42
LAST 12 Division I GAMES:															
9	A	Oregon St.	61 68	56	H	Southern California	71 67								
37	A	Oregon	75 84	56	A	Southern California	74 59								
11	A	Stanford	85 76	37	H	Oregon	79 63								
67	A	California	77 80	9	H	Oregon St.	66 56								
117	H	Arizona	69 49	7	A	Washington	70 82								
23	H	Arizona St.	69 60	87	A	Washington St.	73 82								

Non-Div I Games:

UCLA

■ Loss, 
 ■ Non-Conf, 
 ■ S Site, 
 ■ H Home 
 ■ A Away 
 N Neutral





Average RPI Win:	240	WON-LOST	WINNING	LAST 10	STRENGTH OF	OPP. STRENGTH	TEAM	ADJ.	CONF.	ADJ CONF.
Average RPI Loss:	171	RECORD	PCT. RANK	GAMES	SCHEDULE	OF SCHEDULE	RPI	RPI	RPI	RPI
DIV. I ONLY	12- 12	174	8- 2	244	234	210	210	22	22	
DIV. I NON-CONF.	4- 8	230	0- 0	286	279	292	292	22	22	
TOTALS	RPI 1-25	RPI 26-50	W-L RECORDS	RPI 51-100	RPI 101-150	RPI 150+				
12- 12	0- 1	0- 0	OVERALL	0- 2	2- 2	10- 7				
6- 6	0- 0	0- 0	HOME	0- 0	1- 1	5- 5				
5- 6	0- 1	0- 0	AWAY	0- 2	1- 1	4- 2				
1- 0	0- 0	0- 0	NEUTRAL	0- 0	0- 0	1- 0				
4- 8	0- 1	0- 0	NON-CONFERENCE	0- 1	0- 1	4- 5				
1- 5	0- 0	0- 0	HOME	0- 0	0- 1	1- 4				
2- 3	0- 1	0- 0	AWAY	0- 1	0- 0	2- 1				
1- 0	0- 0	0- 0	NEUTRAL	0- 0	0- 0	1- 0				
8- 4	0- 0	0- 0	CONFERENCE	0- 1	2- 1	6- 2				
5- 1	0- 0	0- 0	HOME	0- 0	1- 0	4- 1				
3- 3	0- 0	0- 0	AWAY	0- 1	1- 1	2- 1				
0- 0	0- 0	0- 0	NEUTRAL	0- 0	0- 0	0- 0				

RPI 1-25				RPI 26-50				RPI 51-100				RPI 101+ Team's RPI: 210			
RPI	S	Opponent	Score	RPI	S	Opponent	Score	RPI	S	Opponent	Score	RPI	S	Opponent	Score
18	A	Maryland	42 92					72	A	Virginia	30 56	129	A	Maine	40 72
								92	A	New Hampshire	50 60	129	H	Maine	66 62
												133	H	Princeton	58 69
												139	A	Albany (NY)	64 56
												177	A	Columbia	67 56
												183	A	Hartford	64 47
												183	H	Hartford	73 80
												188	H	Towson	48 59
												190	A	American	53 70
												198	A	Binghamton	62 69
												198	H	Binghamton	53 45
												250	H	UMES	57 70
												253	N	Liberty	62 51
												261	H	Loyola Maryland	65 70
												265	H	Stony Brook	67 61
												279	A	Vermont	64 52
												279	H	Vermont	69 66
												301	H	Coppin St.	73 63
												337	A	LIU Brooklyn	57 45
												339	H	Morgan St.	61 69
												340	H	UMass Lowell	79 72
LAST 12 Division I GAMES:															
279	A	Vermont	64 52	340	H	UMass Lowell	79 72								
183	A	Hartford	64 47	139	A	Albany (NY)	64 56								
129	H	Maine	66 62	279	H	Vermont	69 66								
198	H	Binghamton	53 45	183	H	Hartford	73 80								
92	A	New Hampshire	50 60	129	A	Maine	40 72								
265	H	Stony Brook	67 61	198	A	Binghamton	62 69								

Non-Div I Games: Gettysburg 71 51

UMBC

Loss, Non-Conf, S Site, H Home A Away N Neutral

UMES				STRENGTH OF SCHEDULE	OPP. STRENGTH OF SCHEDULE	TEAM RPI	ADJ. RPI	CONF. RPI	ADJ CONF. RPI
Average RPI Win:	249	WON-LOST RECORD	WINNING PCT. RANK						
Average RPI Loss:	223		LAST 10 GAMES						
DIV. I ONLY	8- 13	237	3- 7	287	333	250	250	32	32
DIV. I NON-CONF.	5- 5	165	0- 1	182	253	116	116	31	31
-----									
TOTALS	RPI 1-25	RPI 26-50	W-L RECORDS	RPI 51-100	RPI 101-150	RPI 150+			
8- 13	0- 1	0- 1	OVERALL	0- 1	0- 1	8- 9			
1- 5	0- 0	0- 0	HOME	0- 0	0- 0	1- 5			
6- 8	0- 1	0- 1	AWAY	0- 1	0- 1	6- 4			
1- 0	0- 0	0- 0	NEUTRAL	0- 0	0- 0	1- 0			
5- 5	0- 1	0- 1	NON-CONFERENCE	0- 1	0- 1	5- 1			
1- 0	0- 0	0- 0	HOME	0- 0	0- 0	1- 0			
3- 5	0- 1	0- 1	AWAY	0- 1	0- 1	3- 1			
1- 0	0- 0	0- 0	NEUTRAL	0- 0	0- 0	1- 0			
3- 8	0- 0	0- 0	CONFERENCE	0- 0	0- 0	3- 8			
0- 5	0- 0	0- 0	HOME	0- 0	0- 0	0- 5			
3- 3	0- 0	0- 0	AWAY	0- 0	0- 0	3- 3			
0- 0	0- 0	0- 0	NEUTRAL	0- 0	0- 0	0- 0			

RPI 1-25				RPI 26-50				RPI 51-100				RPI 101+ Team's RPI: 250			
RPI	S	Opponent	Score	RPI	S	Opponent	Score	RPI	S	Opponent	Score	RPI	S	Opponent	Score
18	A	Maryland	61 106	28	A	North Carolina St.	58 77	72	A	Virginia	50 60	144	A	East Carolina	58 66
												170	A	Hampton	68 65
												210	A	UMBC	70 57
												221	A	Bethune-Cookman	59 56
												221	H	Bethune-Cookman	33 61
												223	H	UNCG	60 53
												249	A	Norfolk St.	43 74
												254	H	Howard	71 72
												255	N	Saint Francis (PA)	90 82
												262	H	Savannah St.	58 59
												277	A	N.C. A&T	60 57
												301	H	Coppin St.	49 55
												304	A	Mt. St. Mary's	63 52
												320	A	USC Upstate	63 76
												331	A	Fla. Atlantic	76 59
												343	A	N.C. Central	59 68
												344	A	Florida A&M	49 59
												345	H	South Carolina St.	60 67
LAST 12 Division I GAMES:															
221	H	Bethune-Cookman	33 61	344	A	Florida A&M	49 59	221	A	Bethune-Cookman	59 56				
249	A	Norfolk St.	43 74	254	H	Howard	71 72	277	A	N.C. A&T	60 57				
301	H	Coppin St.	49 55	343	A	N.C. Central	59 68	304	A	Mt. St. Mary's	63 52				
170	A	Hampton	68 65	320	A	USC Upstate	63 76								
262	H	Savannah St.	58 59												
345	H	South Carolina St.	60 67												

Non-Div I Games: Cheyney 75 38

UMES

■ Loss, 
 ■ Non-Conf, 
 ■ S Site, 
 ■ Home 
 ■ A Away 
 N Neutral

Average RPI Win:	249	WON-LOST	WINNING	LAST 10	STRENGTH OF	OPP. STRENGTH	TEAM	ADJ.	CONF.	ADJ CONF.
Average RPI Loss:	199	RECORD	PCT. RANK	GAMES	SCHEDULE	OF SCHEDULE	RPI	RPI	RPI	RPI
DIV. I ONLY	4- 17	318	1- 9	194	334	318	318	29	29	
DIV. I NON-CONF.	3- 8	262	0- 2	179	268	266	266	29	29	
TOTALS	RPI 1-25	RPI 26-50	W-L RECORDS	RPI 51-100	RPI 101-150	RPI 150+				
4- 17	0- 0	0- 0	OVERALL	0- 2	1- 1	3- 14				
2- 9	0- 0	0- 0	HOME	0- 2	0- 1	2- 6				
2- 8	0- 0	0- 0	AWAY	0- 0	1- 0	1- 8				
0- 0	0- 0	0- 0	NEUTRAL	0- 0	0- 0	0- 0				
3- 8	0- 0	0- 0	NON-CONFERENCE	0- 2	1- 1	2- 5				
1- 6	0- 0	0- 0	HOME	0- 2	0- 1	1- 3				
2- 2	0- 0	0- 0	AWAY	0- 0	1- 0	1- 2				
0- 0	0- 0	0- 0	NEUTRAL	0- 0	0- 0	0- 0				
1- 9	0- 0	0- 0	CONFERENCE	0- 0	0- 0	1- 9				
1- 3	0- 0	0- 0	HOME	0- 0	0- 0	1- 3				
0- 6	0- 0	0- 0	AWAY	0- 0	0- 0	0- 6				
0- 0	0- 0	0- 0	NEUTRAL	0- 0	0- 0	0- 0				

RPI 1-25			RPI 26-50			RPI 51-100			RPI 101+			Team's RPI: 318
RPI	S	Opponent	Score	RPI	S	Opponent	Score	RPI	S	Opponent	Score	
						82	H Northern Ill.	75	86	122	A Abilene Christian	71 68
						94	H Western Ill.	65	78	140	H Tulsa	70 80
										153	H Omaha	57 80
										162	A La Salle	59 64
										168	H Southern Ill.	69 77
										171	H Western Mich.	54 66
										179	A New Mexico St.	72 78
										179	H New Mexico St.	43 60
										205	A Wichita St.	56 54
										225	A Grand Canyon	64 75
										227	A Seattle U	52 74
										227	H Seattle U	65 75
										260	A UTRGV	39 74
										260	H UTRGV	52 63
										263	A CSU Bakersfield	33 52
										265	A Stony Brook	55 57
										329	A Utah Valley	39 58
										329	H Utah Valley	66 63
										339	H Morgan St.	64 56
LAST 12 Division I GAMES:												
227	A	Seattle U	52	74	329	H	Utah Valley	66	63			
329	A	Utah Valley	39	58	227	H	Seattle U	65	75			
260	H	UTRGV	52	63	260	A	UTRGV	39	74			
263	A	CSU Bakersfield	33	52	179	A	New Mexico St.	72	78			
225	A	Grand Canyon	64	75	265	A	Stony Brook	55	57			
179	H	New Mexico St.	43	60	162	A	La Salle	59	64			

Non-Div I Games: Cent. Christian (KS111 43 Mo.-St. Louis 60 45

UMKC

Loss, Non-Conf, S Site, H Home A Away N Neutral

Average RPI Win:	<b>292</b>	WON-LOST	WINNING	LAST 10	STRENGTH OF	OPP. STRENGTH	TEAM	ADJ.	CONF.	ADJ CONF.
Average RPI Loss:	<b>196</b>	RECORD	PCT. RANK	GAMES	SCHEDULE	OF SCHEDULE	RPI	RPI	RPI	RPI
DIV. I ONLY	<b>2- 23</b>	<b>345</b>	<b>0- 10</b>	<b>245</b>	<b>287</b>	<b>340</b>	<b>340</b>	<b>22</b>	<b>22</b>	
DIV. I NON-CONF.	<b>2- 10</b>	<b>305</b>	<b>0- 0</b>	<b>292</b>	<b>338</b>	<b>343</b>	<b>343</b>	<b>22</b>	<b>22</b>	
TOTALS	RPI 1-25	RPI 26-50	W-L RECORDS	RPI 51-100	RPI 101-150	RPI 150+				
2- 23	0- 1	0- 1	OVERALL	0- 1	0- 4	2- 16				
2- 10	0- 0	0- 0	HOME	0- 1	0- 2	2- 7				
0- 13	0- 1	0- 1	AWAY	0- 0	0- 2	0- 9				
0- 0	0- 0	0- 0	NEUTRAL	0- 0	0- 0	0- 0				
2- 10	0- 1	0- 1	NON-CONFERENCE	0- 0	0- 0	2- 8				
2- 3	0- 0	0- 0	HOME	0- 0	0- 0	2- 3				
0- 7	0- 1	0- 1	AWAY	0- 0	0- 0	0- 5				
0- 0	0- 0	0- 0	NEUTRAL	0- 0	0- 0	0- 0				
0- 13	0- 0	0- 0	CONFERENCE	0- 1	0- 4	0- 8				
0- 7	0- 0	0- 0	HOME	0- 1	0- 2	0- 4				
0- 6	0- 0	0- 0	AWAY	0- 0	0- 2	0- 4				
0- 0	0- 0	0- 0	NEUTRAL	0- 0	0- 0	0- 0				

RPI 1-25				RPI 26-50				RPI 51-100				RPI 101+ Team's RPI: 340			
RPI	S	Opponent	Score	RPI	S	Opponent	Score	RPI	S	Opponent	Score	RPI	S	Opponent	Score
18	A	Maryland	44 100	41	A	Indiana	45 79	92	H	New Hampshire	57 76	129	A	Maine	50 76
												129	H	Maine	44 65
												139	A	Albany (NY)	69 93
												139	H	Albany (NY)	60 79
												169	H	Fairfield	41 65
												177	A	Columbia	57 76
												183	A	Hartford	59 80
												183	H	Hartford	64 84
												188	A	Towson	56 90
												198	A	Binghamton	54 69
												198	H	Binghamton	48 58
												210	A	UMBC	72 79
												245	H	Colgate	82 77
												247	A	Boston U.	56 66
												265	A	Stony Brook	53 83
												265	H	Stony Brook	44 86
												279	H	Vermont	46 61
												297	A	Bryant	62 73
												307	H	Rhode Island	57 64
												319	A	Holy Cross	47 62
												336	H	Longwood	59 72
												338	H	Fairleigh Dickinson	61 55
LAST 12 Division I GAMES:															
183	H	Hartford	64 84	210	A	UMBC	72 79								
129	A	Maine	50 76	279	H	Vermont	46 61								
265	H	Stony Brook	44 86	265	A	Stony Brook	53 83								
198	A	Binghamton	54 69	183	A	Hartford	59 80								
139	H	Albany (NY)	60 79	129	H	Maine	44 65								
92	H	New Hampshire	57 76	198	H	Binghamton	48 58								

Non-Div I Games: Keene St. 74 48

UMass Lowell

■ Loss, 
 ■ Non-Conf, S Site, 
 ■ Home 
 ■ Away 
 N Neutral

Average RPI Win: 270				WON-LOST		WINNING		LAST 10		STRENGTH OF		OPP. STRENGTH		TEAM		ADJ.		CONF.		ADJ CONF.	
Average RPI Loss: 192				RECORD		PCT. RANK		GAMES		SCHEDULE		OF SCHEDULE		RPI		RPI		RPI		RPI	
DIV. I ONLY				10- 13		210		3- 7		265		316		234		234		28		28	
DIV. I NON-CONF.				5- 5		165		0- 0		219		275		172		172		28		28	
TOTALS				RPI 1-25		RPI 26-50		W-L RECORDS		RPI 51-100		RPI 101-150		RPI 150+							
10- 13				0- 0		0- 1		OVERALL		0- 1		0- 2		10- 9							
5- 4				0- 0		0- 0		HOME		0- 0		0- 1		5- 3							
5- 8				0- 0		0- 0		AWAY		0- 1		0- 1		5- 2							
0- 1				0- 0		0- 1		NEUTRAL		0- 0		0- 0		0- 0							
5- 5				0- 0		0- 1		NON-CONFERENCE		0- 1		0- 1		5- 2							
3- 0				0- 0		0- 0		HOME		0- 0		0- 0		3- 0							
2- 4				0- 0		0- 0		AWAY		0- 1		0- 1		2- 2							
0- 1				0- 0		0- 1		NEUTRAL		0- 0		0- 0		0- 0							
5- 8				0- 0		0- 0		CONFERENCE		0- 0		0- 1		5- 7							
2- 4				0- 0		0- 0		HOME		0- 0		0- 1		2- 3							
3- 4				0- 0		0- 0		AWAY		0- 0		0- 0		3- 4							
0- 0				0- 0		0- 0		NEUTRAL		0- 0		0- 0		0- 0							





















































RPI 1-25				RPI 26-50				RPI 51-100				RPI 101+				Team's RPI: 234	
RPI	S	Opponent	Score	RPI	S	Opponent	Score	RPI	S	Opponent	Score	RPI	S	Opponent	Score		
				26	N	Harvard	62 79	60	A	Virginia Tech	52 71	127	A	Fordham	42 55		
												137	H	Radford	62 64		
												196	A	Appalachian St.	51 81		
												208	A	Campbell	60 61		
												208	H	Campbell	55 61		
												220	A	Presbyterian	67 60		
												220	H	Presbyterian	47 52		
												223	A	UNCG	77 63		
												235	A	Charleston So.	66 73		
												235	H	Charleston So.	56 47		
												239	H	Wofford	84 65		
												241	A	Furman	51 63		
												253	H	Liberty	64 54		
												257	H	Tennessee Tech	77 65		
												266	A	High Point	70 81		
												266	H	High Point	60 76		
												288	H	Western Caro.	62 53		
												308	A	Gardner-Webb	52 55		
												320	A	USC Upstate	70 59		
												328	A	Winthrop	68 53		
												336	A	Longwood	80 53		
LAST 12 Division I GAMES:																	
				235	A	Charleston So.	66 73	220	A	Presbyterian	67 60						
				208	A	Campbell	60 61	253	H	Liberty	64 54						
				220	H	Presbyterian	47 52	308	A	Gardner-Webb	52 55						
				266	A	High Point	70 81	266	H	High Point	60 76						
				235	H	Charleston So.	56 47	328	A	Winthrop	68 53						
				137	H	Radford	62 64	336	A	Longwood	80 53						

Non-Div I Games:	Warren Wilson	113	51
------------------	---------------	-----	----

UNC Asheville

Loss, Non-Conf, S Site, H Home A Away N Neutral

Average RPI Win: <b>267</b>	WON-LOST	WINNING	LAST 10	STRENGTH OF	OPP. STRENGTH	TEAM	ADJ.	CONF.	ADJ CONF.
Average RPI Loss: <b>180</b>	RECORD	PCT. RANK	GAMES	SCHEDULE	OF SCHEDULE	RPI	RPI	RPI	RPI
DIV. I ONLY	10- 12	205	5- 5	227	319	223	223	17	17
DIV. I NON-CONF.	5- 6	186	1- 0	284	347	250	250	20	20
TOTALS	RPI 1-25	RPI 26-50	W-L RECORDS	RPI 51-100	RPI 101-150	RPI 150+			
10- 12	0- 0	0- 0	OVERALL	0- 1	0- 4	10- 7			
6- 4	0- 0	0- 0	HOME	0- 0	0- 2	6- 2			
4- 8	0- 0	0- 0	AWAY	0- 1	0- 2	4- 5			
0- 0	0- 0	0- 0	NEUTRAL	0- 0	0- 0	0- 0			
5- 6	0- 0	0- 0	NON-CONFERENCE	0- 0	0- 2	5- 4			
2- 3	0- 0	0- 0	HOME	0- 0	0- 1	2- 2			
3- 3	0- 0	0- 0	AWAY	0- 0	0- 1	3- 2			
0- 0	0- 0	0- 0	NEUTRAL	0- 0	0- 0	0- 0			
5- 6	0- 0	0- 0	CONFERENCE	0- 1	0- 2	5- 3			
4- 1	0- 0	0- 0	HOME	0- 0	0- 1	4- 0			
1- 5	0- 0	0- 0	AWAY	0- 1	0- 1	1- 3			
0- 0	0- 0	0- 0	NEUTRAL	0- 0	0- 0	0- 0			

RPI 1-25			RPI 26-50			RPI 51-100			RPI 101+			Team's RPI: 223
RPI	S	Opponent	Score	RPI	S	Opponent	Score	RPI	S	Opponent	Score	
						77  Chattanooga	55  58			102  Mercer	47  58	
										102  Mercer	64  77	
										132  VCU	54  65	
										137  Radford	54  70	
										187  ETSU	52  60	
										220  Presbyterian	62  69	
										234  UNC Asheville	63  77	
										238  Murray St.	70  81	
										239  Wofford	48  54	
										239  Wofford	67 61	
										240  Samford	55 47	
										240  Samford	64 40	
										241  Furman	55  65	
										241  Furman	65 52	
										249  Norfolk St.	59 52	
										250  UMES	53  60	
										257  Tennessee Tech	65 59	
										266  High Point	69 67	
										288  Western Caro.	62 45	
										302  Eastern Ky.	81 66	
										343  N.C. Central	64 51	
LAST 12 Division I GAMES:												
102		Mercer	47  58	187		ETSU	52  60					
240		Samford	55 47	240		Samford	64 40					
241		Furman	65 52	102		Mercer	64  77					
239		Wofford	67 61	239		Wofford	48  54					
288		Western Caro.	62 45	241		Furman	55  65					
77		Chattanooga	55  58	266		High Point	69 67					

Non-Div I Games: Barton 70 48 UNC Pembroke 72 69 Greensboro 83 26 Brevard 77 34  
UNCG

Average RPI Win:	224	WON-LOST	WINNING	LAST 10	STRENGTH OF	OPP. STRENGTH	TEAM	ADJ.	CONF.	ADJ CONF.
Average RPI Loss:	114	RECORD	PCT. RANK	GAMES	SCHEDULE	OF SCHEDULE	RPI	RPI	RPI	RPI
DIV. I ONLY	8- 15	254	4- 6	136	106	206	206	8	8	
DIV. I NON-CONF.	4- 6	209	0- 0	216	154	219	219	8	8	
TOTALS	RPI 1-25	RPI 26-50	W-L RECORDS	RPI 51-100	RPI 101-150	RPI 150+				
8- 15	0- 1	0- 3	OVERALL	0- 2	0- 4	8- 5				
4- 7	0- 0	0- 1	HOME	0- 1	0- 2	4- 3				
4- 8	0- 1	0- 2	AWAY	0- 1	0- 2	4- 2				
0- 0	0- 0	0- 0	NEUTRAL	0- 0	0- 0	0- 0				
4- 6	0- 1	0- 1	NON-CONFERENCE	0- 0	0- 1	4- 3				
2- 3	0- 0	0- 0	HOME	0- 0	0- 0	2- 3				
2- 3	0- 1	0- 1	AWAY	0- 0	0- 1	2- 0				
0- 0	0- 0	0- 0	NEUTRAL	0- 0	0- 0	0- 0				
4- 9	0- 0	0- 2	CONFERENCE	0- 2	0- 3	4- 2				
2- 4	0- 0	0- 1	HOME	0- 1	0- 2	2- 0				
2- 5	0- 0	0- 1	AWAY	0- 1	0- 1	2- 2				
0- 0	0- 0	0- 0	NEUTRAL	0- 0	0- 0	0- 0				

RPI 1-25				RPI 26-50				RPI 51-100				RPI 101+				Team's RPI: 206	
RPI	S	Opponent	Score	RPI	S	Opponent	Score	RPI	S	Opponent	Score	RPI	S	Opponent	Score		
14	A	Tennessee	54 90	28	A	North Carolina St.	54 86	66	A	Drexel	51 76	118	A	Delaware	40 57		
				30	H	Elon	56 66	66	H	Drexel	38 71	118	H	Delaware	52 63		
				39	A	James Madison	51 73					130	H	William & Mary	43 57		
												144	A	East Carolina	65 75		
												162	H	La Salle	48 64		
												167	H	Providence	49 65		
												180	A	Northeastern	47 55		
												188	A	Towson	48 42		
												188	H	Towson	59 56		
												191	A	Hofstra	56 54		
												203	A	Col. of Charleston	37 76		
												203	H	Col. of Charleston	67 61		
												239	H	Wofford	67 71		
												241	H	Furman	56 52		
												249	H	Norfolk St.	64 56		
												258	A	Georgia St.	72 66		
												272	A	Davidson	67 58		
LAST 12 Division I GAMES:																	
				66	A	Drexel	51 76					180	A	Northeastern	47 55		
				188	A	Towson	48 42					191	A	Hofstra	56 54		
				30	H	Elon	56 66					130	H	William & Mary	43 57		
				118	A	Delaware	40 57					66	H	Drexel	38 71		
				203	H	Col. of Charleston	67 61					203	A	Col. of Charleston	37 76		
				188	H	Towson	59 56					118	H	Delaware	52 63		

Non-Div I Games: Catawba 91 65

UNCW

■ Loss, 
 ■ Non-Conf, S Site, 
 ■ Home 
 ■ Away 
 N Neutral

U  
N  
IU  
N  
I

UNI

Page 312



Average RPI Win: <b>188</b>	WON-LOST	WINNING	LAST 10	STRENGTH OF	OPP. STRENGTH	TEAM	ADJ.	CONF.	ADJ CONF.
Average RPI Loss: <b>103</b>	RECORD	PCT. RANK	GAMES	SCHEDULE	OF SCHEDULE	RPI	RPI	RPI	RPI
DIV. I ONLY	16- 8	84	7- 3	111	123	84	84	13	13
DIV. I NON-CONF.	8- 3	67	0- 0	115	103	71	71	15	15
<hr/>									
TOTALS	RPI 1-25	RPI 26-50	W-L RECORDS	RPI 51-100	RPI 101-150	RPI 150+			
16- 8	0- 1	0- 1	OVERALL	3- 4	4- 0	9- 2			
8- 2	0- 0	0- 0	HOME	2- 1	2- 0	4- 1			
6- 3	0- 0	0- 0	AWAY	1- 2	1- 0	4- 1			
2- 3	0- 1	0- 1	NEUTRAL	0- 1	1- 0	1- 0			
8- 3	0- 1	0- 1	NON-CONFERENCE	1- 1	2- 0	5- 0			
4- 0	0- 0	0- 0	HOME	1- 0	1- 0	2- 0			
2- 0	0- 0	0- 0	AWAY	0- 0	0- 0	2- 0			
2- 3	0- 1	0- 1	NEUTRAL	0- 1	1- 0	1- 0			
8- 5	0- 0	0- 0	CONFERENCE	2- 3	2- 0	4- 2			
4- 2	0- 0	0- 0	HOME	1- 1	1- 0	2- 1			
4- 3	0- 0	0- 0	AWAY	1- 2	1- 0	2- 1			
0- 0	0- 0	0- 0	NEUTRAL	0- 0	0- 0	0- 0			

RPI 1-25				RPI 26-50				RPI 51-100				Team's RPI: 84		RPI 101+			
RPI	S	Opponent	Score	RPI	S	Opponent	Score	RPI	S	Opponent	Score			RPI	S	Opponent	Score
9	N	Oregon St.	59 62	32	N	South Fla.	42 77	56	H	Southern California	77 66			112	H	Ole Miss	64 57
								58	A	Colorado St.	41 44			124	N	Idaho	73 61
								58	H	Colorado St.	37 57			149	A	New Mexico	61 52
								88	A	Boise St.	58 55			149	H	New Mexico	56 42
								91	N	BYU	54 63			178	H	Utah St.	55 53
								100	A	Wyoming	57 79			179	N	New Mexico St.	52 47
								100	H	Wyoming	51 46			182	H	Houston	64 53
														200	A	San Jose St.	63 55
														200	H	San Jose St.	65 76
														270	H	Tennessee St.	69 48
														275	A	San Diego St.	68 87
														284	H	Nevada	60 41
														293	A	Pepperdine	68 61
														309	A	Air Force	60 56
														327	A	UC Irvine	62 46
LAST 12 Division I GAMES:																	
200	A	San Jose St.	63 55	309	A	Air Force	60 56										
284	H	Nevada	60 41	275	A	San Diego St.	68 87										
58	A	Colorado St.	41 44	149	H	New Mexico	56 42										
149	A	New Mexico	61 52	178	H	Utah St.	55 53										
200	H	San Jose St.	65 76	88	A	Boise St.	58 55										
100	H	Wyoming	51 46	100	A	Wyoming	57 79										

Non-Div I Games: Concordia (CA) 102 46

UNLV

■ Loss, 
 ■ Non-Conf, S Site, 
 ■ Home 
 ■ Away 
 N Neutral

## USC Upstate

Through Games Of Feb. 14, 2017

Average RPI Win:	296	WON-LOST	WINNING	LAST 10	STRENGTH OF	OPP. STRENGTH	TEAM	ADJ.	CONF.	ADJ CONF.
Average RPI Loss:	191	RECORD	PCT. RANK	GAMES	SCHEDULE	OF SCHEDULE	RPI	RPI	RPI	RPI
DIV. I ONLY	6- 17	295	1- 9	315	270	320	320	23	23	
DIV. I NON-CONF.	4- 8	230	1- 0	285	327	285	285	23	23	
TOTALS	RPI 1-25	RPI 26-50	W-L RECORDS	RPI 51-100	RPI 101-150	RPI 150+				
6- 17	0- 0	0- 0	OVERALL	0- 5	0- 2	6- 10				
3- 7	0- 0	0- 0	HOME	0- 1	0- 1	3- 5				
3- 10	0- 0	0- 0	AWAY	0- 4	0- 1	3- 5				
0- 0	0- 0	0- 0	NEUTRAL	0- 0	0- 0	0- 0				
4- 8	0- 0	0- 0	NON-CONFERENCE	0- 2	0- 1	4- 5				
1- 4	0- 0	0- 0	HOME	0- 0	0- 1	1- 3				
3- 4	0- 0	0- 0	AWAY	0- 2	0- 0	3- 2				
0- 0	0- 0	0- 0	NEUTRAL	0- 0	0- 0	0- 0				
2- 9	0- 0	0- 0	CONFERENCE	0- 3	0- 1	2- 5				
2- 3	0- 0	0- 0	HOME	0- 1	0- 0	2- 2				
0- 6	0- 0	0- 0	AWAY	0- 2	0- 1	0- 3				
0- 0	0- 0	0- 0	NEUTRAL	0- 0	0- 0	0- 0				

RPI S	Opponent	Score	RPI S	Opponent	Score	RPI S	Opponent	Score	RPI S	Opponent	Score	Team's RPI: 320
						53	A West Virginia	33 91	119	A Stetson	68 80	
						89	A Jacksonville	46 59	130	H William & Mary	46 49	
						89	H Jacksonville	47 65	186	A Illinois	57 77	
						96	A FGCU	43 93	208	H Campbell	41 56	
						99	A Purdue	41 71	220	A Presbyterian	55 48	
									234	H UNC Asheville	59 70	
									241	A Furman	37 57	
									250	H UMES	76 63	
									273	A Kennesaw St.	67 74	
									273	H Kennesaw St.	71 79	
									276	A North Florida	74 77	
									276	H North Florida	67 78	
									300	A Lipscomb	77 84	
									300	H Lipscomb	89 75	
									308	H Gardner-Webb	53 57	
									317	H NJIT	75 58	
									343	A N.C. Central	68 58	
									345	A South Carolina St.	73 67	
LAST 12 Division I GAMES:												
			89	A Jacksonville	46 59	96	A FGCU	43 93				
			276	A North Florida	74 77	119	A Stetson	68 80				
			300	H Lipscomb	89 75	276	H North Florida	67 78				
			273	A Kennesaw St.	67 74	89	H Jacksonville	47 65				
			300	A Lipscomb	77 84	317	H NJIT	75 58				
			273	H Kennesaw St.	71 79	343	A N.C. Central	68 58				

Non-Div I Games: Bob Jones 92 50 Converse 93 35 Warren Wilson 91 53

USC Upstate

Loss, Non-Conf, S Site, H Home A Away N Neutral

Average RPI Win:	221	WON-LOST	WINNING	LAST 10	STRENGTH OF	OPP. STRENGTH	TEAM	ADJ.	CONF.	ADJ CONF.
Average RPI Loss:	88	RECORD	PCT. RANK	GAMES	SCHEDULE	OF SCHEDULE	RPI	RPI	RPI	RPI
DIV. I ONLY	14- 6	67	7- 3	156	183	97	97	21	21	
DIV. I NON-CONF.	5- 3	122	0- 0	82	68	70	70	19	19	
TOTALS	RPI 1-25	RPI 26-50	W-L RECORDS	RPI 51-100	RPI 101-150	RPI 150+				
14- 6	0- 1	0- 1	OVERALL	1- 2	0- 1	13- 1				
7- 3	0- 0	0- 1	HOME	0- 1	0- 0	7- 1				
6- 3	0- 1	0- 0	AWAY	1- 1	0- 1	5- 0				
1- 0	0- 0	0- 0	NEUTRAL	0- 0	0- 0	1- 0				
5- 3	0- 1	0- 0	NON-CONFERENCE	1- 2	0- 0	4- 0				
2- 1	0- 0	0- 0	HOME	0- 1	0- 0	2- 0				
2- 2	0- 1	0- 0	AWAY	1- 1	0- 0	1- 0				
1- 0	0- 0	0- 0	NEUTRAL	0- 0	0- 0	1- 0				
9- 3	0- 0	0- 1	CONFERENCE	0- 0	0- 1	9- 1				
5- 2	0- 0	0- 1	HOME	0- 0	0- 0	5- 1				
4- 1	0- 0	0- 0	AWAY	0- 0	0- 1	4- 0				
0- 0	0- 0	0- 0	NEUTRAL	0- 0	0- 0	0- 0				

RPI 1-25			RPI 26-50			RPI 51-100			Team's RPI: 97	RPI 101+		
RPI	S	Opponent	Score	RPI	S	Opponent	Score	RPI	S	Opponent	Score	
21	A	Kansas St.	49 62	44	H	Little Rock	49 58	80	A	Western Ky.	71 68	107 A Troy 68 85
								85	A	Texas Tech	60 79	161 H UTSA 75 54
								95	H	SFA	60 65	163 H Louisiana 79 66
												175 A Texas St. 61 39
												175 H Texas St. 69 75
												196 A Appalachian St. 73 62
												196 H Appalachian St. 74 63
												197 A Seton Hall 86 61
												205 H Wichita St. 74 70
												232 A South Ala. 73 49
												275 N San Diego St. 64 58
												278 A Coastal Caro. 70 41
												278 H Coastal Caro. 60 58
												323 H Arkansas St. 69 58
												332 H La.-Monroe 93 59
LAST 12 Division I GAMES:												
323	H	Arkansas St.	69 58	163	H	Louisiana	79 66					
44	H	Little Rock	49 58	107	A	Troy	68 85					
175	H	Texas St.	69 75	232	A	South Ala.	73 49					
196	A	Appalachian St.	73 62	175	A	Texas St.	61 39					
278	A	Coastal Caro.	70 41	278	H	Coastal Caro.	60 58					
332	H	La.-Monroe	93 59	196	H	Appalachian St.	74 63					

Non-Div I Games: Tex. A&M-Commerce 80 50 Eastern N.M. 65 48

UT Arlington

Loss, Non-Conf, S Site, H Home A Away N Neutral

Average RPI Win:	261	WON-LOST	WINNING	LAST 10	STRENGTH OF	OPP. STRENGTH	TEAM	ADJ.	CONF.	ADJ CONF.
Average RPI Loss:	153	RECORD	PCT. RANK	GAMES	SCHEDULE	OF SCHEDULE	RPI	RPI	RPI	RPI
DIV. I ONLY	9- 17	257	5- 5	211	178	248	248	26	26	
DIV. I NON-CONF.	3- 10	280	0- 0	128	43	236	236	26	26	
TOTALS	RPI 1-25	RPI 26-50	W-L RECORDS	RPI 51-100	RPI 101-150	RPI 150+				
9- 17	0- 2	0- 2	OVERALL	0- 4	0- 0	9- 9				
6- 6	0- 1	0- 0	HOME	0- 2	0- 0	6- 3				
3- 11	0- 1	0- 2	AWAY	0- 2	0- 0	3- 6				
0- 0	0- 0	0- 0	NEUTRAL	0- 0	0- 0	0- 0				
3- 10	0- 2	0- 2	NON-CONFERENCE	0- 3	0- 0	3- 3				
2- 3	0- 1	0- 0	HOME	0- 2	0- 0	2- 0				
1- 7	0- 1	0- 2	AWAY	0- 1	0- 0	1- 3				
0- 0	0- 0	0- 0	NEUTRAL	0- 0	0- 0	0- 0				
6- 7	0- 0	0- 0	CONFERENCE	0- 1	0- 0	6- 6				
4- 3	0- 0	0- 0	HOME	0- 0	0- 0	4- 3				
2- 4	0- 0	0- 0	AWAY	0- 1	0- 0	2- 3				
0- 0	0- 0	0- 0	NEUTRAL	0- 0	0- 0	0- 0				

RPI 1-25				RPI 26-50				RPI 51-100				RPI 101+ Team's RPI: 248			
RPI	S	Opponent	Score	RPI	S	Opponent	Score	RPI	S	Opponent	Score	RPI	S	Opponent	Score
13	H	Louisville	57 100	27	A	Missouri	69 80	57	A	Northwestern	59 82	151	A	Oral Roberts	53 82
19	A	DePaul	68 100	40	A	Ohio	55 72	75	A	Belmont	66 71	168	H	Southern Ill.	76 68
								77	H	Chattanooga	60 80	192	H	Morehead St.	68 89
								98	H	Vanderbilt	77 79	222	A	SIUE	82 72
												222	H	SIUE	68 70
												238	A	Murray St.	90 70
												240	A	Samford	62 69
												243	H	Austin Peay	83 80
												252	H	Jacksonville St.	94 83
												257	A	Tennessee Tech	71 81
												270	A	Tennessee St.	80 85
												271	H	Southeast Mo. St.	79 82
												277	A	N.C. A&T	59 74
												288	A	Western Caro.	84 72
												302	H	Eastern Ky.	66 56
												310	A	Eastern Ill.	70 80
												310	H	Eastern Ill.	74 72
												323	H	Arkansas St.	68 63
LAST 12 Division I GAMES:															
222	A	SIUE	82 72	222	H	SIUE	68 70								
310	H	Eastern Ill.	74 72	310	A	Eastern Ill.	70 80								
302	H	Eastern Ky.	66 56	271	H	Southeast Mo. St.	79 82								
257	A	Tennessee Tech	71 81	270	A	Tennessee St.	80 85								
238	A	Murray St.	90 70	75	A	Belmont	66 71								
243	H	Austin Peay	83 80	192	H	Morehead St.	68 89								

Non-Div I Games:

UT Martin

■ Loss, 
 ■ Non-Conf, S Site, 
 ■ Home 
 ■ Away 
 N Neutral

Average RPI Win: <b>270</b>	WON-LOST	WINNING	LAST 10	STRENGTH OF	OPP. STRENGTH	TEAM	ADJ.	CONF.	ADJ CONF.
Average RPI Loss: <b>141</b>	RECORD	PCT. RANK	GAMES	SCHEDULE	OF SCHEDULE	RPI	RPI	RPI	RPI
DIV. I ONLY	5- 18	309	2- 8	158	154	291	291	15	15
DIV. I NON-CONF.	2- 9	293	0- 0	122	208	299	299	16	16
TOTALS	RPI 1-25	RPI 26-50	W-L RECORDS	RPI 51-100	RPI 101-150	RPI 150+			
5- 18	0- 1	0- 2	OVERALL	0- 2	0- 4	5- 9			
4- 6	0- 0	0- 0	HOME	0- 1	0- 1	4- 4			
1- 7	0- 0	0- 0	AWAY	0- 1	0- 2	1- 4			
0- 5	0- 1	0- 2	NEUTRAL	0- 0	0- 1	0- 1			
2- 9	0- 1	0- 2	NON-CONFERENCE	0- 0	0- 2	2- 4			
2- 3	0- 0	0- 0	HOME	0- 0	0- 0	2- 3			
0- 1	0- 0	0- 0	AWAY	0- 0	0- 1	0- 0			
0- 5	0- 1	0- 2	NEUTRAL	0- 0	0- 1	0- 1			
3- 9	0- 0	0- 0	CONFERENCE	0- 2	0- 2	3- 5			
2- 3	0- 0	0- 0	HOME	0- 1	0- 1	2- 1			
1- 6	0- 0	0- 0	AWAY	0- 1	0- 1	1- 4			
0- 0	0- 0	0- 0	NEUTRAL	0- 0	0- 0	0- 0			

RPI 1-25				RPI 26-50				RPI 51-100				RPI 101+				Team's RPI: 291	
RPI	S	Opponent	Score	RPI	S	Opponent	Score	RPI	S	Opponent	Score	RPI	S	Opponent	Score		
21	N	Kansas St.	40 61	28	N	North Carolina St.	55 71	63	A	Middle Tenn.	53 76	120	A	Southern Miss.	48 73		
				29	N	LSU	45 78	80	H	Western Ky.	54 71	120	H	Southern Miss.	68 79		
												141	N	Alabama	60 78		
												149	A	New Mexico	66 79		
												154	N	Pittsburgh	46 71		
												158	A	Louisiana Tech	61 69		
												158	H	Louisiana Tech	69 62		
												161	A	UTSA	76 97		
												161	H	UTSA	81 83		
												179	H	New Mexico St.	59 67		
												184	A	UAB	61 74		
												199	H	Texas Southern	68 89		
												251	H	Marshall	84 74		
												263	H	CSU Bakersfield	74 61		
												281	A	FIU	87 88		
												305	H	Northern Ariz.	51 65		
												331	A	Fla. Atlantic	51 50		
												346	H	Houston Baptist	75 45		
LAST 12 Division I GAMES:																	
				120	A	Southern Miss.	48 73					161	A	UTSA	76 97		
				158	A	Louisiana Tech	61 69					331	A	Fla. Atlantic	51 50		
				63	A	Middle Tenn.	53 76					281	A	FIU	87 88		
				184	A	UAB	61 74					120	H	Southern Miss.	68 79		
				251	H	Marshall	84 74					158	H	Louisiana Tech	69 62		
				80	H	Western Ky.	54 71					161	H	UTSA	81 83		

Non-Div I Games: Western N.M. 93 46

UTEP

■ Loss, 
 ■ Non-Conf, 
 ■ S Site, 
 ■ Home 
 ■ A Away 
 N Neutral

Average RPI Win:	301	WON-LOST	WINNING	LAST 10	STRENGTH OF	OPP. STRENGTH	TEAM	ADJ.	CONF.	ADJ CONF.
Average RPI Loss:	158	RECORD	PCT. RANK	GAMES	SCHEDULE	OF SCHEDULE	RPI	RPI	RPI	RPI
DIV. I ONLY	13- 10	135	3- 3	348	164	260	260	29	29	
DIV. I NON-CONF.	7- 6	157	1- 1	332	64	212	212	29	29	
TOTALS	RPI 1-25	RPI 26-50	W-L RECORDS	RPI 51-100	RPI 101-150	RPI 150+				
13- 10	0- 2	0- 0	OVERALL	0- 1	0- 1	13- 6				
8- 3	0- 0	0- 0	HOME	0- 0	0- 0	8- 3				
4- 7	0- 2	0- 0	AWAY	0- 1	0- 1	4- 3				
1- 0	0- 0	0- 0	NEUTRAL	0- 0	0- 0	1- 0				
7- 6	0- 2	0- 0	NON-CONFERENCE	0- 1	0- 1	7- 2				
4- 1	0- 0	0- 0	HOME	0- 0	0- 0	4- 1				
2- 5	0- 2	0- 0	AWAY	0- 1	0- 1	2- 1				
1- 0	0- 0	0- 0	NEUTRAL	0- 0	0- 0	1- 0				
6- 4	0- 0	0- 0	CONFERENCE	0- 0	0- 0	6- 4				
4- 2	0- 0	0- 0	HOME	0- 0	0- 0	4- 2				
2- 2	0- 0	0- 0	AWAY	0- 0	0- 0	2- 2				
0- 0	0- 0	0- 0	NEUTRAL	0- 0	0- 0	0- 0				

RPI 1-25				RPI 26-50				RPI 51-100				RPI 101+ Team's RPI: 260			
RPI	S	Opponent	Score	RPI	S	Opponent	Score	RPI	S	Opponent	Score	RPI	S	Opponent	Score
5	A	Texas	61 85					79	A	Oklahoma St.	53 86	122	A	Abilene Christian	54 70
17	A	Oklahoma	59 92									182	H	Houston	52 68
												201	A	Nebraska	53 71
												204	N	North Texas	74 69
												225	A	Grand Canyon	59 60
												225	H	Grand Canyon	52 49
												227	H	Seattle U	54 67
												263	A	CSU Bakersfield	46 74
												263	H	CSU Bakersfield	61 67
												285	A	A&M-Corpus Christi	68 65
												285	H	A&M-Corpus Christi	55 46
												298	H	North Dakota St.	81 67
												299	H	Prairie View	82 74
												318	A	UMKC	63 52
												318	H	UMKC	74 39
												329	H	Utah Valley	64 55
												334	A	Chicago St.	57 46
												334	H	Chicago St.	71 43
												342	A	Sam Houston St.	69 45
												342	H	Sam Houston St.	78 50
LAST 12 Division I GAMES:															
122	A	Abilene Christian	54 70	329	H	Utah Valley	64 55								
204	N	North Texas	74 69	334	A	Chicago St.	57 46								
263	H	CSU Bakersfield	61 67	225	A	Grand Canyon	59 60								
225	H	Grand Canyon	52 49	263	A	CSU Bakersfield	46 74								
318	A	UMKC	63 52	318	H	UMKC	74 39								
227	H	Seattle U	54 67	334	H	Chicago St.	71 43								

Non-Div I Games: St. Thomas (TX) 63 56 Texas Lutheran 68 52 Evangel 86 55

UTRGV

Loss, Non-Conf, S Site, H Home A Away N Neutral

Average RPI Win:	217	WON-LOST	WINNING	LAST 10	STRENGTH OF	OPP. STRENGTH	TEAM	ADJ.	CONF.	ADJ CONF.
Average RPI Loss:	108	RECORD	PCT. RANK	GAMES	SCHEDULE	OF SCHEDULE	RPI	RPI	RPI	RPI
DIV. I ONLY	10- 11	192	6- 4	118	114	161	161	15	15	
DIV. I NON-CONF.	3- 6	230	0- 0	27	58	177	177	16	16	
TOTALS	RPI 1-25	RPI 26-50	W-L RECORDS	RPI 51-100	RPI 101-150	RPI 150+				
10- 11	0- 1	0- 2	OVERALL	1- 2	1- 3	8- 3				
6- 5	0- 0	0- 1	HOME	1- 0	1- 2	4- 2				
4- 6	0- 1	0- 1	AWAY	0- 2	0- 1	4- 1				
0- 0	0- 0	0- 0	NEUTRAL	0- 0	0- 0	0- 0				
3- 6	0- 1	0- 2	NON-CONFERENCE	0- 1	1- 1	2- 1				
3- 3	0- 0	0- 1	HOME	0- 0	1- 1	2- 1				
0- 3	0- 1	0- 1	AWAY	0- 1	0- 0	0- 0				
0- 0	0- 0	0- 0	NEUTRAL	0- 0	0- 0	0- 0				
7- 5	0- 0	0- 0	CONFERENCE	1- 1	0- 2	6- 2				
3- 2	0- 0	0- 0	HOME	1- 0	0- 1	2- 1				
4- 3	0- 0	0- 0	AWAY	0- 1	0- 1	4- 1				
0- 0	0- 0	0- 0	NEUTRAL	0- 0	0- 0	0- 0				

RPI 1-25				RPI 26-50				RPI 51-100				RPI 101+ Team's RPI: 161			
RPI	S	Opponent	Score	RPI	S	Opponent	Score	RPI	S	Opponent	Score	RPI	S	Opponent	Score
5	A	Texas	43 76	37	A	Oregon	63 77	63	A	Middle Tenn.	63 77	114	H	Northern Colo.	66 73
				42	H	Tulane	66 75	80	H	Western Ky.	80 77	120	A	Southern Miss.	71 74
								97	A	UT Arlington	54 75	120	H	Southern Miss.	68 69
												122	H	Abilene Christian	71 68
												158	A	Louisiana Tech	71 77
												158	H	Louisiana Tech	63 61
												175	H	Texas St.	72 47
												182	H	Houston	49 56
												184	A	UAB	82 67
												251	H	Marshall	81 88
												253	H	Liberty	80 64
												281	A	FIU	70 61
												291	A	UTEP	83 81
												291	H	UTEP	97 76
												331	A	Fla. Atlantic	72 62
LAST 12 Division I GAMES:															
158	A	Louisiana Tech	71 77	291	H	UTEP	97 76								
120	A	Southern Miss.	71 74	281	A	FIU	70 61								
184	A	UAB	82 67	331	A	Fla. Atlantic	72 62								
63	A	Middle Tenn.	63 77	158	H	Louisiana Tech	63 61								
80	H	Western Ky.	80 77	120	H	Southern Miss.	68 69								
251	H	Marshall	81 88	291	A	UTEP	83 81								

Non-Div I Games: Tex. A&M-Kingsville70 44 Angelo St. 77 85

UTSA

Loss, Non-Conf, S Site, H Home A Away N Neutral

Average RPI Win:	161	WON-LOST	WINNING	LAST 10	STRENGTH OF	OPP. STRENGTH	TEAM	ADJ.	CONF.	ADJ CONF.
Average RPI Loss:	40	RECORD	PCT. RANK	GAMES	SCHEDULE	OF SCHEDULE	RPI	RPI	RPI	RPI
DIV. I ONLY	15- 10	113	3- 7	40	58	51	51	1	1	
DIV. I NON-CONF.	11- 0	1	0- 0	171	295	26	26	1	1	
TOTALS	RPI 1-25	RPI 26-50	W-L RECORDS	RPI 51-100	RPI 101-150	RPI 150+				
15- 10	0- 6	0- 1	OVERALL	6- 2	2- 1	7- 0				
9- 5	0- 3	0- 0	HOME	4- 1	0- 1	5- 0				
5- 5	0- 3	0- 1	AWAY	2- 1	1- 0	2- 0				
1- 0	0- 0	0- 0	NEUTRAL	0- 0	1- 0	0- 0				
11- 0	0- 0	0- 0	NON-CONFERENCE	2- 0	2- 0	7- 0				
7- 0	0- 0	0- 0	HOME	2- 0	0- 0	5- 0				
3- 0	0- 0	0- 0	AWAY	0- 0	1- 0	2- 0				
1- 0	0- 0	0- 0	NEUTRAL	0- 0	1- 0	0- 0				
4- 10	0- 6	0- 1	CONFERENCE	4- 2	0- 1	0- 0				
2- 5	0- 3	0- 0	HOME	2- 1	0- 1	0- 0				
2- 5	0- 3	0- 1	AWAY	2- 1	0- 0	0- 0				
0- 0	0- 0	0- 0	NEUTRAL	0- 0	0- 0	0- 0				

RPI	S	Opponent	Score	RPI	S	Opponent	Score	RPI	S	Opponent	Score	RPI	S	Opponent	Score
7	H	Washington	53 82	37	A	Oregon	66 84	56	A	Southern California	58 53	103	N	Charlotte	81 68
9	A	Oregon St.	44 70					67	A	California	73 64	117	H	Arizona	70 81
11	A	Stanford	51 87					67	H	California	63 57	123	A	St. Mary's (CA)	63 62
11	H	Stanford	58 77					70	H	Montana St.	74 64	157	A	Fresno St.	65 55
12	A	UCLA	56 67					81	A	Colorado	49 54	178	H	Utah St.	65 58
23	H	Arizona St.	44 66					81	H	Colorado	58 53	215	H	Weber St.	71 52
								87	H	Washington St.	55 61	284	A	Nevada	80 50
								91	H	BYU	77 60	287	H	Southern Utah	69 43
												305	H	Northern Ariz.	78 65
												329	H	Utah Valley	100 52
LAST 12 Division I GAMES:															
11	A	Stanford	51 87	37	A	Oregon	66 84								
67	A	California	73 64	9	A	Oregon St.	44 70								
87	H	Washington St.	55 61	67	H	California	63 57								
7	H	Washington	53 82	11	H	Stanford	58 77								
81	H	Colorado	58 53	117	H	Arizona	70 81								
81	A	Colorado	49 54	23	H	Arizona St.	44 66								

Non-Div I Games:

Utah

■ Loss, 
 ■ Non-Conf, S Site, 
 ■ Home 
 ■ Away 
 N Neutral



Average RPI Win:	228	WON-LOST	WINNING	LAST 10	STRENGTH OF	OPP. STRENGTH	TEAM	ADJ.	CONF.	ADJ CONF.
Average RPI Loss:	116	RECORD	PCT. RANK	GAMES	SCHEDULE	OF SCHEDULE	RPI	RPI	RPI	RPI
DIV. I ONLY	12- 11	163	5- 5	178	191	178	178	13	13	
DIV. I NON-CONF.	6- 4	127	0- 0	327	260	239	239	15	15	
TOTALS	RPI 1-25	RPI 26-50	W-L RECORDS	RPI 51-100	RPI 101-150	RPI 150+				
12- 11	0- 0	0- 0	OVERALL	3- 7	0- 3	9- 1				
8- 4	0- 0	0- 0	HOME	3- 2	0- 1	5- 1				
3- 7	0- 0	0- 0	AWAY	0- 5	0- 2	3- 0				
1- 0	0- 0	0- 0	NEUTRAL	0- 0	0- 0	1- 0				
6- 4	0- 0	0- 0	NON-CONFERENCE	1- 2	0- 1	5- 1				
4- 2	0- 0	0- 0	HOME	1- 1	0- 0	3- 1				
1- 2	0- 0	0- 0	AWAY	0- 1	0- 1	1- 0				
1- 0	0- 0	0- 0	NEUTRAL	0- 0	0- 0	1- 0				
6- 7	0- 0	0- 0	CONFERENCE	2- 5	0- 2	4- 0				
4- 2	0- 0	0- 0	HOME	2- 1	0- 1	2- 0				
2- 5	0- 0	0- 0	AWAY	0- 4	0- 1	2- 0				
0- 0	0- 0	0- 0	NEUTRAL	0- 0	0- 0	0- 0				

RPI 1-25			RPI 26-50			RPI 51-100			RPI 101+			Team's RPI: 178
RPI	S	Opponent	Score	RPI	S	Opponent	Score	RPI	S	Opponent	Score	
						51 A Utah	58 65	117 A Arizona		57 61		
						58 A Colorado St.	43 74	149 A New Mexico		67 78		
						58 H Colorado St.	55 48	149 H New Mexico		58 68		
						70 H Montana St.	64 56	157 A Fresno St.		52 47		
						84 A UNLV	53 55	174 H Idaho St.		69 56		
						88 A Boise St.	56 76	275 H San Diego St.		53 47		
						88 H Boise St.	65 63	284 A Nevada		81 69		
						91 H BYU	40 60	287 H Southern Utah		54 70		
						100 A Wyoming	40 59	309 H Air Force		65 62		
						100 H Wyoming	48 71	326 A Montana		65 47		
								327 H UC Irvine		66 52		
								329 H Utah Valley		56 45		
								335 N Incarnate Word		79 46		
LAST 12 Division I GAMES:												
						100 A Wyoming	40 59	58 A Colorado St.		43 74		
						58 H Colorado St.	55 48	275 H San Diego St.		53 47		
						88 H Boise St.	65 63	100 H Wyoming		48 71		
						284 A Nevada	81 69	84 A UNLV		53 55		
						157 A Fresno St.	52 47	149 A New Mexico		67 78		
						149 H New Mexico	58 68	309 H Air Force		65 62		

Non-Div I Games: Westminster (UT) 72 49

Utah St.

■ Loss, 
 ■ Non-Conf, 
 ■ S Site, 
 ■ Home 
 ■ A Away 
 N Neutral

## Utah Valley

Through Games Of Feb. 14, 2017

Average RPI Win:	310	WON-LOST	WINNING	LAST 10	STRENGTH OF	OPP. STRENGTH	TEAM	ADJ.	CONF.	ADJ CONF.
Average RPI Loss:	197	RECORD	PCT. RANK	GAMES	SCHEDULE	OF SCHEDULE	RPI	RPI	RPI	RPI
DIV. I ONLY	6- 16	294	3- 6	332	250	329	329	29	29	
DIV. I NON-CONF.	3- 10	280	0- 1	300	207	320	320	29	29	
TOTALS	RPI 1-25	RPI 26-50	W-L RECORDS	RPI 51-100	RPI 101-150	RPI 150+				
6- 16	0- 0	0- 0	OVERALL	0- 3	0- 1	6- 12				
4- 6	0- 0	0- 0	HOME	0- 1	0- 1	4- 4				
2- 8	0- 0	0- 0	AWAY	0- 0	0- 0	2- 2				
0- 2	0- 0	0- 0	NEUTRAL	0- 1	0- 0	0- 1				
3- 10	0- 0	0- 0	NON-CONFERENCE	0- 3	0- 1	3- 6				
2- 3	0- 0	0- 0	HOME	0- 1	0- 1	2- 1				
1- 5	0- 0	0- 0	AWAY	0- 1	0- 0	1- 4				
0- 2	0- 0	0- 0	NEUTRAL	0- 1	0- 0	0- 1				
3- 6	0- 0	0- 0	CONFERENCE	0- 0	0- 0	3- 6				
2- 3	0- 0	0- 0	HOME	0- 0	0- 0	2- 3				
1- 3	0- 0	0- 0	AWAY	0- 0	0- 0	1- 3				
0- 0	0- 0	0- 0	NEUTRAL	0- 0	0- 0	0- 0				

RPI S	Opponent	Score	RPI S	Opponent	Score	RPI S	Opponent	Score	RPI S	Opponent	Score	Team's RPI: 329
						51	A Utah	52 100	125	H Eastern Wash.	50 83	
						59	N Central Mich.	62 71	174	A Idaho St.	56 61	
						91	H BYU	50 68	178	A Utah St.	45 56	
									179	A New Mexico St.	46 63	
									215	H Weber St.	61 64	
									222	N SIUE	64 71	
									225	H Grand Canyon	46 62	
									227	H Seattle U	51 69	
									259	A Cal Poly	65 77	
									260	A UTRGV	55 64	
									263	H CSU Bakersfield	59 63	
									287	A Southern Utah	70 64	
									293	H Pepperdine	72 65	
									295	H Denver	72 58	
									309	A Air Force	53 64	
									318	A UMKC	63 66	
									318	H UMKC	58 39	
									334	A Chicago St.	62 59	
									334	H Chicago St.	73 54	
LAST 12 Division I GAMES:												
334	H	Chicago St.	73	54	318	A	UMKC	63	66			
318	H	UMKC	58	39	334	A	Chicago St.	62	59			
227	H	Seattle U	51	69	225	H	Grand Canyon	46	62			
179	A	New Mexico St.	46	63	174	A	Idaho St.	56	61			
260	A	UTRGV	55	64	178	A	Utah St.	45	56			
263	H	CSU Bakersfield	59	63	295	H	Denver	72	58			

Non-Div I Games: Dixie St. 68 56 Antelope Valley 87 47

Utah Valley

Loss, Non-Conf, S Site, H Home A Away N Neutral

Average RPI Win:	208	WON-LOST	WINNING	LAST 10	STRENGTH OF	OPP. STRENGTH	TEAM	ADJ.	CONF.	ADJ CONF.
Average RPI Loss:	101	RECORD	PCT. RANK	GAMES	SCHEDULE	OF SCHEDULE	RPI	RPI	RPI	RPI
DIV. I ONLY	13- 13	174	4- 6	84	157	132	132	12	12	
DIV. I NON-CONF.	7- 6	157	0- 0	96	151	118	118	12	12	
TOTALS	RPI 1-25	RPI 26-50	W-L RECORDS	RPI 51-100	RPI 101-150	RPI 150+				
13- 13	0- 0	1- 1	OVERALL	0- 4	2- 6	10- 2				
7- 5	0- 0	0- 0	HOME	0- 3	1- 1	6- 1				
4- 8	0- 0	0- 0	AWAY	0- 0	1- 0	3- 0				
2- 0	0- 0	1- 0	NEUTRAL	0- 0	0- 0	1- 0				
7- 6	0- 0	1- 0	NON-CONFERENCE	0- 3	1- 2	5- 1				
3- 3	0- 0	0- 0	HOME	0- 2	1- 0	2- 1				
2- 3	0- 0	0- 0	AWAY	0- 1	0- 2	2- 0				
2- 0	0- 0	1- 0	NEUTRAL	0- 0	0- 0	1- 0				
6- 7	0- 0	0- 1	CONFERENCE	0- 1	1- 4	5- 1				
4- 2	0- 0	0- 0	HOME	0- 1	0- 1	4- 0				
2- 5	0- 0	0- 1	AWAY	0- 0	1- 3	1- 1				
0- 0	0- 0	0- 0	NEUTRAL	0- 0	0- 0	0- 0				

RPI 1-25			RPI 26-50			RPI 51-100			RPI 101+			Team's RPI: 132			
RPI	S	Opponent	Score	RPI	S	Opponent	Score	RPI	S	Opponent	Score	RPI	S	Opponent	Score
48	A	George Washington	67 81	54	H	Dayton	48 68	108	A	Saint Joseph's	58 64				
50	N	Villanova	68 66	55	H	Minnesota	69 79	112	A	Ole Miss	57 77				
				62	H	IUPUI	62 71	113	A	Duquesne	51 70				
				69	A	Wake Forest	54 60	115	A	Saint Louis	72 77				
								115	H	Saint Louis	48 62				
								127	A	Fordham	61 58				
								131	A	Old Dominion	60 70				
								148	H	Brown	85 72				
								160	H	Iona	57 59				
								162	H	La Salle	61 56				
								176	A	George Mason	59 70				
								190	N	American	68 62				
								208	A	Campbell	66 53				
								223	H	UNCG	65 54				
								230	A	Richmond	57 55				
								230	H	Richmond	62 55				
								241	A	Furman	75 61				
								290	H	Massachusetts	55 52				
								301	H	Coppin St.	73 44				
								307	H	Rhode Island	68 57				
LAST 12 Division I GAMES:															
113	A	Duquesne	51 70	307	H	Rhode Island	68 57								
115	A	Saint Louis	72 77	176	A	George Mason	59 70								
54	H	Dayton	48 68	108	A	Saint Joseph's	58 64								
230	A	Richmond	57 55	115	H	Saint Louis	48 62								
290	H	Massachusetts	55 52	230	H	Richmond	62 55								
127	A	Fordham	61 58	162	H	La Salle	61 56								

Non-Div I Games:

VCU

■ Loss, 
 ■ Non-Conf, 
 ■ S Site, 
 ■ H Home 
 ■ A Away 
 N Neutral

## Valparaiso

Through Games Of Feb. 14, 2017

Average RPI Win: <b>299</b>	WON-LOST	WINNING	LAST 10	STRENGTH OF	OPP. STRENGTH	TEAM	ADJ.	CONF.	ADJ CONF.
Average RPI Loss: <b>173</b>	RECORD	PCT. RANK	GAMES	SCHEDULE	OF SCHEDULE	RPI	RPI	RPI	RPI
DIV. I ONLY	5- 18	309	2- 8	234	222	311	311	20	20
DIV. I NON-CONF.	3- 6	230	0- 0	307	139	295	295	21	21
TOTALS	RPI 1-25	RPI 26-50	W-L RECORDS	RPI 51-100	RPI 101-150	RPI 150+			
5- 18	0- 1	0- 3	OVERALL	0- 0	0- 4	5- 10			
3- 7	0- 0	0- 1	HOME	0- 0	0- 1	3- 5			
2- 11	0- 0	0- 0	AWAY	0- 0	0- 0	2- 0			
0- 0	0- 0	0- 0	NEUTRAL	0- 0	0- 0	0- 0			
3- 6	0- 1	0- 1	NON-CONFERENCE	0- 0	0- 1	3- 3			
2- 2	0- 0	0- 0	HOME	0- 0	0- 0	2- 2			
1- 4	0- 1	0- 1	AWAY	0- 0	0- 1	1- 1			
0- 0	0- 0	0- 0	NEUTRAL	0- 0	0- 0	0- 0			
2- 12	0- 0	0- 2	CONFERENCE	0- 0	0- 3	2- 7			
1- 5	0- 0	0- 1	HOME	0- 0	0- 1	1- 3			
1- 7	0- 0	0- 1	AWAY	0- 0	0- 2	1- 4			
0- 0	0- 0	0- 0	NEUTRAL	0- 0	0- 0	0- 0			

RPI 1-25				RPI 26-50				RPI 51-100				RPI 101+ Team's RPI: 311			
RPI	S	Opponent	Score	RPI	S	Opponent	Score	RPI	S	Opponent	Score	RPI	S	Opponent	Score
2	A	Notre Dame	54 114	34	A	Green Bay	35 56					119	A	Stetson	75 87
				34	H	Green Bay	36 75					138	A	Detroit	60 85
				41	A	Indiana	58 87					150	A	Wright St.	48 63
												150	H	Wright St.	52 65
												166	A	Oakland	63 104
												172	H	Milwaukee	74 85
												185	A	Cleveland St.	60 71
												185	H	Cleveland St.	62 66
												217	H	Bradley	56 67
												253	H	Liberty	70 68
												280	H	Evansville	65 70
												282	A	Northern Ky.	41 32
												282	H	Northern Ky.	55 70
												310	H	Eastern Ill.	73 68
												313	A	Illinois St.	56 77
												314	A	Youngstown St.	70 76
												314	H	Youngstown St.	77 60
												325	A	Ill.-Chicago	60 74
												334	A	Chicago St.	53 51
LAST 12 Division I GAMES:															
282	A	Northern Ky.	41 32	282	H	Northern Ky.	55 70								
150	A	Wright St.	48 63	34	A	Green Bay	35 56								
185	H	Cleveland St.	62 66	314	A	Youngstown St.	70 76								
314	H	Youngstown St.	77 60	185	A	Cleveland St.	60 71								
325	A	Ill.-Chicago	60 74	172	H	Milwaukee	74 85								
150	H	Wright St.	52 65	34	H	Green Bay	36 75								

Non-Div I Games: Ind.-Kokomo 102 47 Grace (IN) 71 49

Valparaiso

■ Loss, 
 ■ Non-Conf, S Site, 
 ■ Home 
 ■ Away 
 N Neutral

Vanderbilt

Through Games Of Feb. 14, 2017

Average RPI Win:	166	WON-LOST	WINNING	LAST 10	STRENGTH OF	OPP. STRENGTH	TEAM	ADJ.	CONF.	ADJ CONF.
Average RPI Loss:	47	RECORD	PCT. RANK	GAMES	SCHEDULE	OF SCHEDULE	RPI	RPI	RPI	RPI
DIV. I ONLY	12- 13	183	2- 8	45	26	98	98	2	2	
DIV. I NON-CONF.	10- 3	54	0- 0	111	111	54	54	2	2	
TOTALS	RPI 1-25	RPI 26-50	W-L RECORDS	RPI 51-100	RPI 101-150	RPI 150+				
12- 13	1- 6	2- 3	OVERALL	1- 2	1- 2	7- 0				
8- 5	1- 2	2- 2	HOME	1- 1	1- 0	3- 0				
3- 8	0- 4	0- 1	AWAY	0- 1	0- 2	3- 0				
1- 0	0- 0	0- 0	NEUTRAL	0- 0	0- 0	1- 0				
10- 3	1- 1	1- 1	NON-CONFERENCE	1- 0	0- 1	7- 0				
6- 1	1- 1	1- 0	HOME	1- 0	0- 0	3- 0				
3- 2	0- 0	0- 1	AWAY	0- 0	0- 1	3- 0				
1- 0	0- 0	0- 0	NEUTRAL	0- 0	0- 0	1- 0				
2- 10	0- 5	1- 2	CONFERENCE	0- 2	1- 1	0- 0				
2- 4	0- 1	1- 2	HOME	0- 1	1- 0	0- 0				
0- 6	0- 4	0- 0	AWAY	0- 1	0- 1	0- 0				
0- 0	0- 0	0- 0	NEUTRAL	0- 0	0- 0	0- 0				

RPI S	Opponent	Score	RPI S	Opponent	Score	RPI S	Opponent	Score	RPI S	Opponent	Score
4	A Mississippi St.	41 86	27	H Missouri	68 74	61	H Florida	73 93	136	A Arkansas	56 59
10	H Duke	77 73	29	H LSU	70 68	66	H Drexel	73 63	141	H Alabama	87 80
13	H Louisville	66 78	35	H Auburn	59 64	93	A Georgia	68 70	145	A Memphis	59 75
14	A Tennessee	63 91	41	A Indiana	61 94				187	A ETSU	80 72
14	H Tennessee	57 70	42	H Tulane	74 63				212	H Robert Morris	75 59
15	A Texas A&M	72 77							222	N SIUE	73 63
16	A Kentucky	63 71							248	A UT Martin	79 77
									257	H Tennessee Tech	89 57
									273	H Kennesaw St.	86 54
									309	A Air Force	75 49
LAST 12 Division I GAMES:											
29	H LSU	70 68	136	A Arkansas	56 59						
4	A Mississippi St.	41 86	27	H Missouri	68 74						
16	A Kentucky	63 71	35	H Auburn	59 64						
61	H Florida	73 93	93	A Georgia	68 70						
141	H Alabama	87 80	14	H Tennessee	57 70						
14	A Tennessee	63 91	15	A Texas A&M	72 77						

Non-Div I Games:

Vanderbilt

Loss, Non-Conf, S Site, H Home A Away N Neutral

Average RPI Win:	255	WON-LOST	WINNING	LAST 10	STRENGTH OF	OPP. STRENGTH	TEAM	ADJ.	CONF.	ADJ CONF.
Average RPI Loss:	167	RECORD	PCT. RANK	GAMES	SCHEDULE	OF SCHEDULE	RPI	RPI	RPI	RPI
DIV. I ONLY	7- 18	289	3- 7	150	300	279	279	22	22	
DIV. I NON-CONF.	3- 9	275	0- 0	174	340	303	303	22	22	
TOTALS	RPI 1-25	RPI 26-50	W-L RECORDS	RPI 51-100	RPI 101-150	RPI 150+				
7- 18	0- 1	0- 1	OVERALL	0- 2	1- 4	6- 10				
6- 6	0- 0	0- 0	HOME	0- 1	1- 1	5- 4				
1- 12	0- 1	0- 1	AWAY	0- 1	0- 3	1- 6				
0- 0	0- 0	0- 0	NEUTRAL	0- 0	0- 0	0- 0				
3- 9	0- 1	0- 1	NON-CONFERENCE	0- 0	0- 2	3- 5				
3- 3	0- 0	0- 0	HOME	0- 0	0- 1	3- 2				
0- 6	0- 1	0- 1	AWAY	0- 0	0- 1	0- 3				
0- 0	0- 0	0- 0	NEUTRAL	0- 0	0- 0	0- 0				
4- 9	0- 0	0- 0	CONFERENCE	0- 2	1- 2	3- 5				
3- 3	0- 0	0- 0	HOME	0- 1	1- 0	2- 2				
1- 6	0- 0	0- 0	AWAY	0- 1	0- 2	1- 3				
0- 0	0- 0	0- 0	NEUTRAL	0- 0	0- 0	0- 0				

RPI S	Opponent	Score	RPI S	Opponent	Score	RPI S	Opponent	Score	RPI S	Opponent	Score	Team's RPI: 279
24	A Temple	39 53	31	A Michigan	56 78	92	A New Hampshire	47 66	129	A Maine	43 59	
						92	H New Hampshire	49 57	129	H Maine	55 52	
									139	A Albany (NY)	53 64	
									142	A Yale	48 77	
									148	H Brown	50 62	
									166	A Oakland	55 79	
									172	H Milwaukee	44 68	
									183	A Hartford	55 68	
									183	H Hartford	76 70	
									198	A Binghamton	61 76	
									198	H Binghamton	55 64	
									210	A UMBC	66 69	
									210	H UMBC	52 64	
									231	H Dartmouth	59 54	
									254	A Howard	57 64	
									265	H Stony Brook	53 43	
									297	H Bryant	57 63	
									312	A Central Conn. St.	76 78	
									317	H NJIT	64 42	
									319	H Holy Cross	63 52	
									340	A UMass Lowell	61 46	
LAST 12 Division I GAMES:												
210	H UMBC	52 64	139	A Albany (NY)	53 64							
92	A New Hampshire	47 66	340	A UMass Lowell	61 46							
198	A Binghamton	61 76	92	H New Hampshire	49 57							
183	H Hartford	76 70	210	A UMBC	66 69							
129	A Maine	43 59	198	H Binghamton	55 64							
265	H Stony Brook	53 43	183	A Hartford	55 68							

Non-Div I Games:

Vermont

■ Loss, 
■ Non-Conf, S Site, 
■ Home 
■ Away 
N Neutral

Average RPI Win:	150	WON-LOST	WINNING	LAST 10	STRENGTH OF	OPP. STRENGTH	TEAM	ADJ.	CONF.	ADJ CONF.
Average RPI Loss:	44	RECORD	PCT. RANK	GAMES	SCHEDULE	OF SCHEDULE	RPI	RPI	RPI	RPI
DIV. I ONLY	14- 11	138	8- 2	24	59	50	50	7	7	
DIV. I NON-CONF.	5- 6	186	1- 0	10	34	78	78	7	7	
TOTALS	RPI 1-25	RPI 26-50	W-L RECORDS	RPI 51-100	RPI 101-150	RPI 150+				
14- 11	0- 6	1- 3	OVERALL	4- 0	1- 2	8- 0				
6- 5	0- 3	1- 2	HOME	1- 0	0- 0	4- 0				
7- 3	0- 2	0- 1	AWAY	2- 0	1- 0	4- 0				
1- 3	0- 1	0- 0	NEUTRAL	1- 0	0- 2	0- 0				
5- 6	0- 3	0- 1	NON-CONFERENCE	2- 0	1- 2	2- 0				
2- 2	0- 1	0- 1	HOME	0- 0	0- 0	2- 0				
2- 1	0- 1	0- 0	AWAY	1- 0	1- 0	0- 0				
1- 3	0- 1	0- 0	NEUTRAL	1- 0	0- 2	0- 0				
9- 5	0- 3	1- 2	CONFERENCE	2- 0	0- 0	6- 0				
4- 3	0- 2	1- 1	HOME	1- 0	0- 0	2- 0				
5- 2	0- 1	0- 1	AWAY	1- 0	0- 0	4- 0				
0- 0	0- 0	0- 0	NEUTRAL	0- 0	0- 0	0- 0				

RPI 1-25				RPI 26-50				RPI 51-100				RPI 101+			
RPI	S	Opponent	Score	RPI	S	Opponent	Score	RPI	S	Opponent	Score	RPI	S	Opponent	Score
4	N	Mississippi St.	62 108	43	H	Marquette	71 77	73	A	St. John's (NY)	67 56	107	N	Troy	85 93
10	A	Duke	50 68	48	H	George Washington	69 72	73	H	St. John's (NY)	55 50	108	A	Saint Joseph's	62 54
19	H	DePaul	50 80	49	A	Georgetown	49 54	90	A	Penn	60 48	132	N	VCU	66 68
22	A	Creighton	46 60	49	H	Georgetown	71 50	99	N	Purdue	58 44	162	H	La Salle	52 49
22	H	Creighton	44 47									167	A	Providence	64 59
24	H	Temple	48 83									167	H	Providence	61 43
												181	A	Xavier	72 47
												197	A	Seton Hall	87 52
												197	H	Seton Hall	69 52
												237	A	Butler	70 69
												303	H	Lehigh	59 37
LAST 12 Division I GAMES:															
197	A	Seton Hall	87 52	237	A	Butler	70 69								
73	A	St. John's (NY)	67 56	90	A	Penn	60 48								
167	H	Providence	61 43	73	H	St. John's (NY)	55 50								
22	H	Creighton	44 47	197	H	Seton Hall	69 52								
49	A	Georgetown	49 54	22	A	Creighton	46 60								
181	A	Xavier	72 47	167	A	Providence	64 59								

Non-Div I Games:

Villanova

■ Loss, 
■ Non-Conf, S Site, 
■ Home 
■ Away 
N Neutral

## Virginia

Through Games Of Feb. 14, 2017

Average RPI Win:	164	WON-LOST	WINNING	LAST 10	STRENGTH OF	OPP. STRENGTH	TEAM	ADJ.	CONF.	ADJ CONF.
Average RPI Loss:	52	RECORD	PCT. RANK	GAMES	SCHEDULE	OF SCHEDULE	RPI	RPI	RPI	RPI
DIV. I ONLY	16- 9	97	5- 5	104	34	72	72	3	3	
DIV. I NON-CONF.	11- 2	23	0- 0	282	75	80	80	4	4	
TOTALS	RPI 1-25	RPI 26-50	W-L RECORDS	RPI 51-100	RPI 101-150	RPI 150+				
16- 9	0- 4	1- 1	OVERALL	5- 2	1- 1	9- 1				
11- 2	0- 2	1- 0	HOME	4- 0	0- 0	6- 0				
4- 6	0- 2	0- 1	AWAY	1- 1	1- 1	2- 1				
1- 1	0- 0	0- 0	NEUTRAL	0- 1	0- 0	1- 0				
11- 2	0- 0	0- 0	NON-CONFERENCE	3- 2	0- 0	8- 0				
7- 0	0- 0	0- 0	HOME	2- 0	0- 0	5- 0				
3- 1	0- 0	0- 0	AWAY	1- 1	0- 0	2- 0				
1- 1	0- 0	0- 0	NEUTRAL	0- 1	0- 0	1- 0				
5- 7	0- 4	1- 1	CONFERENCE	2- 0	1- 1	1- 1				
4- 2	0- 2	1- 0	HOME	2- 0	0- 0	1- 0				
1- 5	0- 2	0- 1	AWAY	0- 0	1- 1	0- 1				
0- 0	0- 0	0- 0	NEUTRAL	0- 0	0- 0	0- 0				

RPI 1-25				RPI 26-50				RPI 51-100 Team's RPI: 72				RPI 101+			
RPI	S	Opponent	Score	RPI	S	Opponent	Score	RPI	S	Opponent	Score	RPI	S	Opponent	Score
2	A	Notre Dame	74 82	33	A	Syracuse	49 54	54	H	Dayton	66 56	106	A	Clemson	69 37
10	H	Duke	51 70	45	H	Georgia Tech	65 64	57	A	Northwestern	60 69	109	A	North Carolina	58 67
13	H	Louisville	81 86					60	H	Virginia Tech	76 27	154	A	Pittsburgh	54 62
20	A	Miami (FL)	52 63					63	H	Middle Tenn.	63 51	164	H	Boston College	62 55
								69	H	Wake Forest	60 57	194	H	Rutgers	62 54
								73	N	St. John's (NY)	55 66	201	N	Nebraska	73 51
								93	A	Georgia	66 43	210	H	UMBC	56 30
												230	A	Richmond	63 56
												250	H	UMES	60 50
												264	A	Bowling Green	67 47
												301	H	Coppin St.	103 40
												325	H	Ill.-Chicago	76 39
LAST 12 Division I GAMES:															
69	H	Wake Forest	60 57	154	A	Pittsburgh	54 62								
20	A	Miami (FL)	52 63	106	A	Clemson	69 37								
10	H	Duke	51 70	164	H	Boston College	62 55								
45	H	Georgia Tech	65 64	109	A	North Carolina	58 67								
2	A	Notre Dame	74 82	13	H	Louisville	81 86								
60	H	Virginia Tech	76 27	33	A	Syracuse	49 54								

Non-Div I Games:

Virginia

■ Loss, 
 ■ Non-Conf, S Site, 
 ■ Home 
 ■ Away 
 N Neutral



## Virginia Tech

Through Games Of Feb. 14, 2017

Average RPI Win:	170	WON-LOST	WINNING	LAST 10	STRENGTH OF	OPP. STRENGTH	TEAM	ADJ.	CONF.	ADJ CONF.
Average RPI Loss:	25	RECORD	PCT. RANK	GAMES	SCHEDULE	OF SCHEDULE	RPI	RPI	RPI	RPI
DIV. I ONLY	16- 9	97	1- 9	58	52	60	60	3	3	
DIV. I NON-CONF.	13- 0	1	0- 0	259	184	44	44	4	4	
TOTALS	RPI 1-25	RPI 26-50	W-L RECORDS	RPI 51-100	RPI 101-150	RPI 150+				
16- 9	1- 5	2- 3	OVERALL	1- 1	4- 0	8- 0				
12- 4	1- 3	1- 1	HOME	1- 0	2- 0	7- 0				
4- 5	0- 0	1- 0	AWAY	0- 0	2- 0	1- 0				
0- 0	0- 0	0- 0	NEUTRAL	0- 0	0- 0	0- 0				
13- 0	1- 0	2- 0	NON-CONFERENCE	0- 0	2- 0	8- 0				
10- 0	1- 0	1- 0	HOME	0- 0	1- 0	7- 0				
3- 0	0- 0	1- 0	AWAY	0- 0	1- 0	1- 0				
0- 0	0- 0	0- 0	NEUTRAL	0- 0	0- 0	0- 0				
3- 9	0- 5	0- 3	CONFERENCE	1- 1	2- 0	0- 0				
2- 4	0- 3	0- 1	HOME	1- 0	1- 0	0- 0				
1- 5	0- 2	0- 2	AWAY	0- 1	1- 0	0- 0				
0- 0	0- 0	0- 0	NEUTRAL	0- 0	0- 0	0- 0				

RPI 1-25				RPI 26-50				RPI 51-100				Team's RPI: 60		RPI 101+			
RPI	S	Opponent	Score	RPI	S	Opponent	Score	RPI	S	Opponent	Score			RPI	S	Opponent	Score
2	H	Notre Dame	59 76	28	A	North Carolina St.	71 85	69	H	Wake Forest	72 70			106	A	Clemson	78 69
6	H	Florida St.	54 82	33	H	Syracuse	72 82	72	A	Virginia	27 76			109	H	North Carolina	76 68
10	A	Duke	59 84	35	A	Auburn	92 87							111	A	UCF	67 64
13	H	Louisville	70 88	45	A	Georgia Tech	81 87							137	H	Radford	71 52
14	H	Tennessee	67 63	49	H	Georgetown	73 63							201	H	Nebraska	76 67
20	A	Miami (FL)	75 82											203	A	Col. of Charleston	71 61
														220	H	Presbyterian	67 36
														234	H	UNC Asheville	71 52
														264	H	Bowling Green	98 51
														308	H	Gardner-Webb	76 42
														312	H	Central Conn. St.	81 47
														348	H	Delaware St.	88 48
LAST 12 Division I GAMES:																	
28	A	North Carolina St.	71 85	6	H	Florida St.	54 82										
13	H	Louisville	70 88	10	A	Duke	59 84										
45	A	Georgia Tech	81 87	69	H	Wake Forest	72 70										
2	H	Notre Dame	59 76	20	A	Miami (FL)	75 82										
33	H	Syracuse	72 82	106	A	Clemson	78 69										
72	A	Virginia	27 76	109	H	North Carolina	76 68										

Non-Div I Games:

Virginia Tech

■ Loss, 
 ■ Non-Conf, S Site, 
 ■ Home 
 ■ Away 
 N Neutral

Average RPI Win:	305	WON-LOST	WINNING	LAST 10	STRENGTH OF	OPP. STRENGTH	TEAM	ADJ.	CONF.	ADJ CONF.
Average RPI Loss:	221	RECORD	PCT. RANK	GAMES	SCHEDULE	OF SCHEDULE	RPI	RPI	RPI	RPI
DIV. I ONLY	3- 21	337	3- 7	239	347	333	333	31	31	
DIV. I NON-CONF.	0- 10	335	0- 0	125	311	331	331	32	32	
TOTALS	RPI 1-25	RPI 26-50	W-L RECORDS	RPI 51-100	RPI 101-150	RPI 150+				
3- 21	0- 0	0- 0	OVERALL	0- 3	0- 3	3- 15				
1- 10	0- 0	0- 0	HOME	0- 1	0- 2	1- 7				
2- 11	0- 0	0- 0	AWAY	0- 2	0- 1	2- 8				
0- 0	0- 0	0- 0	NEUTRAL	0- 0	0- 0	0- 0				
0- 10	0- 0	0- 0	NON-CONFERENCE	0- 3	0- 3	0- 4				
0- 5	0- 0	0- 0	HOME	0- 1	0- 2	0- 2				
0- 5	0- 0	0- 0	AWAY	0- 2	0- 1	0- 2				
0- 0	0- 0	0- 0	NEUTRAL	0- 0	0- 0	0- 0				
3- 11	0- 0	0- 0	CONFERENCE	0- 0	0- 0	3- 11				
1- 5	0- 0	0- 0	HOME	0- 0	0- 0	1- 5				
2- 6	0- 0	0- 0	AWAY	0- 0	0- 0	2- 6				
0- 0	0- 0	0- 0	NEUTRAL	0- 0	0- 0	0- 0				

RPI S	Opponent	Score	RPI S	Opponent	Score	RPI S	Opponent	Score	RPI S	Opponent	Score	Team's RPI: 333
						73	A St. John's (NY)	34 62	133	A Princeton	44 107	
						90	H Penn	39 63	139	H Albany (NY)	50 75	
						92	A New Hampshire	40 73	142	H Yale	52 66	
									156	A Army West Point	40 85	
									188	H Towson	40 69	
									195	A Sacred Heart	52 62	
									195	H Sacred Heart	56 70	
									212	A Robert Morris	41 74	
									212	H Robert Morris	63 82	
									255	A Saint Francis (PA)	87 71	
									255	H Saint Francis (PA)	46 67	
									297	A Bryant	61 70	
									304	A Mt. St. Mary's	47 66	
									312	A Central Conn. St.	53 66	
									312	H Central Conn. St.	71 83	
									317	A NJIT	45 68	
									322	H St. Francis Brooklyn	58 45	
									337	A LIU Brooklyn	64 69	
									338	A Fairleigh Dickinson	74 66	
									338	H Fairleigh Dickinson	53 59	
									348	H Delaware St.	49 61	
LAST 12 Division I GAMES:												
255	A	Saint Francis (PA)	87	71	337	A	LIU Brooklyn	64	69			
212	A	Robert Morris	41	74	195	A	Sacred Heart	52	62			
312	H	Central Conn. St.	71	83	297	A	Bryant	61	70			
338	A	Fairleigh Dickinson	74	66	212	H	Robert Morris	63	82			
322	H	St. Francis Brooklyn	58	45	195	H	Sacred Heart	56	70			
255	H	Saint Francis (PA)	46	67	338	H	Fairleigh Dickinson	53	59			

Non-Div I Games: Staten Island 62 60

Wagner

■ Loss, 
 ■ Non-Conf, 
 ■ S Site, 
 ■ H Home 
 ■ A Away 
 N Neutral

## Wake Forest

Through Games Of Feb. 14, 2017

Average RPI Win:	157	WON-LOST	WINNING	LAST 10	STRENGTH OF	OPP. STRENGTH	TEAM	ADJ.	CONF.	ADJ CONF.
Average RPI Loss:	55	RECORD	PCT. RANK	GAMES	SCHEDULE	OF SCHEDULE	RPI	RPI	RPI	RPI
DIV. I ONLY	14- 11	138	5- 5	48	37	69	69	3	3	
DIV. I NON-CONF.	9- 4	85	0- 0	148	83	85	85	4	4	
TOTALS	RPI 1-25	RPI 26-50	W-L RECORDS	RPI 51-100	RPI 101-150	RPI 150+				
14- 11	0- 4	2- 3	OVERALL	0- 2	4- 1	8- 1				
11- 3	0- 1	1- 1	HOME	0- 0	3- 1	7- 0				
3- 8	0- 3	1- 2	AWAY	0- 2	1- 0	1- 1				
0- 0	0- 0	0- 0	NEUTRAL	0- 0	0- 0	0- 0				
9- 4	0- 0	1- 2	NON-CONFERENCE	0- 0	2- 1	6- 1				
7- 1	0- 0	0- 0	HOME	0- 0	2- 1	5- 0				
2- 3	0- 0	1- 2	AWAY	0- 0	0- 0	1- 1				
0- 0	0- 0	0- 0	NEUTRAL	0- 0	0- 0	0- 0				
5- 7	0- 4	1- 1	CONFERENCE	0- 2	2- 0	2- 0				
4- 2	0- 1	1- 1	HOME	0- 0	1- 0	2- 0				
1- 5	0- 3	0- 0	AWAY	0- 2	1- 0	0- 0				
0- 0	0- 0	0- 0	NEUTRAL	0- 0	0- 0	0- 0				

RPI 1-25				RPI 26-50				RPI 51-100				Team's RPI: 69	RPI 101+			
RPI	S	Opponent	Score	RPI	S	Opponent	Score	RPI	S	Opponent	Score		RPI	S	Opponent	Score
2	A	Notre Dame	72 92	28	H	North Carolina St.	50 65	60	A	Virginia Tech	70 72		106	H	Clemson	68 56
6	A	Florida St.	60 102	29	A	LSU	57 60	72	A	Virginia	57 60		109	A	North Carolina	80 77
10	A	Duke	43 71	30	A	Elon	78 68						126	H	Navy	75 65
20	H	Miami (FL)	56 79	39	A	James Madison	76 83						132	H	VCU	60 54
				45	H	Georgia Tech	70 65						137	H	Radford	60 68
													154	H	Pittsburgh	57 48
													164	H	Boston College	71 55
													181	H	Xavier	58 45
													186	A	Illinois	79 70
													194	H	Rutgers	55 43
													197	A	Seton Hall	63 70
													240	H	Samford	51 40
													241	H	Furman	59 52
													289	H	Eastern Mich.	89 61
LAST 12 Division I GAMES:																
72	A	Virginia	57 60	45	H	Georgia Tech	70 65									
6	A	Florida St.	60 102	109	A	North Carolina	80 77									
154	H	Pittsburgh	57 48	60	A	Virginia Tech	70 72									
20	H	Miami (FL)	56 79	106	H	Clemson	68 56									
10	A	Duke	43 71	28	H	North Carolina St.	50 65									
164	H	Boston College	71 55	2	A	Notre Dame	72 92									

Non-Div I Games:

Wake Forest

■ Loss, 
 ■ Non-Conf, 
 ■ S Site, 
 ■ H Home 
 ■ A Away 
 N Neutral

Average RPI Win:	107	WON-LOST	WINNING	LAST 10	STRENGTH OF	OPP. STRENGTH	TEAM	ADJ.	CONF.	ADJ CONF.
Average RPI Loss:	7	RECORD	PCT. RANK	GAMES	SCHEDULE	OF SCHEDULE	RPI	RPI	RPI	RPI
DIV. I ONLY	24- 3	5	4- 2	27	17	7	7	1	1	
DIV. I NON-CONF.	12- 1	7	0- 1	56	88	6	6	1	1	
TOTALS	RPI 1-25	RPI 26-50	W-L RECORDS	RPI 51-100	RPI 101-150	RPI 150+				
24- 3	3- 3	2- 0	OVERALL	9- 0	4- 0	6- 0				
14- 1	2- 1	1- 0	HOME	5- 0	3- 0	3- 0				
10- 2	1- 2	1- 0	AWAY	4- 0	1- 0	3- 0				
0- 0	0- 0	0- 0	NEUTRAL	0- 0	0- 0	0- 0				
12- 1	0- 1	1- 0	NON-CONFERENCE	3- 0	2- 0	6- 0				
8- 0	0- 0	1- 0	HOME	2- 0	2- 0	3- 0				
4- 1	0- 1	0- 0	AWAY	1- 0	0- 0	3- 0				
0- 0	0- 0	0- 0	NEUTRAL	0- 0	0- 0	0- 0				
12- 2	3- 2	1- 0	CONFERENCE	6- 0	2- 0	0- 0				
6- 1	2- 1	0- 0	HOME	3- 0	1- 0	0- 0				
6- 1	1- 1	1- 0	AWAY	3- 0	1- 0	0- 0				
0- 0	0- 0	0- 0	NEUTRAL	0- 0	0- 0	0- 0				

RPI	S	Opponent	Score	RPI	S	Opponent	Score	RPI	S	Opponent	Score	RPI	S	Opponent	Score
2	A	Notre Dame	60 71	27	H	Missouri	79 66	51	A	Utah	82 53	117	A	Arizona	90 73
9	A	Oregon St.	70 73	37	A	Oregon	99 77	56	H	Southern California	77 67	117	H	Arizona	91 55
11	H	Stanford	68 72					58	H	Colorado St.	101 68	124	H	Idaho	105 53
12	H	UCLA	82 70					67	H	California	90 67	125	H	Eastern Wash.	100 52
23	A	Arizona St.	65 54					81	A	Colorado	79 75	157	H	Fresno St.	85 54
23	H	Arizona St.	70 57					87	A	Washington St.	87 44	165	H	CSUN	101 44
								87	H	Washington St.	94 63	225	A	Grand Canyon	101 66
								88	H	Boise St.	92 66	227	A	Seattle U	94 64
								91	A	BYU	82 70	262	H	Savannah St.	87 36
												269	A	Portland	83 53
LAST 12 Division I GAMES:															
2	A	Notre Dame	60 71	67	H	California	90 67								
23	H	Arizona St.	70 57	87	A	Washington St.	87 44								
117	H	Arizona	91 55	23	A	Arizona St.	65 54								
81	A	Colorado	79 75	117	A	Arizona	90 73								
51	A	Utah	82 53	12	H	UCLA	82 70								
11	H	Stanford	68 72	56	H	Southern California	77 67								

Non-Div I Games:

Washington

■ Loss, 
 ■ Non-Conf, S Site, 
 ■ Home 
 ■ Away 
 N Neutral

Average RPI Win:	115	WON-LOST	WINNING	LAST 10	STRENGTH OF	OPP. STRENGTH	TEAM	ADJ.	CONF.	ADJ CONF.
Average RPI Loss:	52	RECORD	PCT. RANK	GAMES	SCHEDULE	OF SCHEDULE	RPI	RPI	RPI	RPI
DIV. I ONLY	10- 15	230	3- 7	6	19	87	87	1	1	
DIV. I NON-CONF.	5- 6	186	0- 0	25	97	125	125	1	1	
TOTALS	RPI 1-25	RPI 26-50	W-L RECORDS	RPI 51-100	RPI 101-150	RPI 150+				
10- 15	1- 8	1- 0	OVERALL	3- 4	1- 3	4- 0				
7- 6	1- 3	0- 0	HOME	2- 2	1- 1	3- 0				
2- 8	0- 4	1- 0	AWAY	1- 2	0- 2	0- 0				
1- 1	0- 1	0- 0	NEUTRAL	0- 0	0- 0	1- 0				
5- 6	0- 2	0- 0	NON-CONFERENCE	0- 3	1- 1	4- 0				
4- 2	0- 0	0- 0	HOME	0- 2	1- 0	3- 0				
0- 3	0- 1	0- 0	AWAY	0- 1	0- 1	0- 0				
1- 1	0- 1	0- 0	NEUTRAL	0- 0	0- 0	1- 0				
5- 9	1- 6	1- 0	CONFERENCE	3- 1	0- 2	0- 0				
3- 4	1- 3	0- 0	HOME	2- 0	0- 1	0- 0				
2- 5	0- 3	1- 0	AWAY	1- 1	0- 1	0- 0				
0- 0	0- 0	0- 0	NEUTRAL	0- 0	0- 0	0- 0				

RPI 1-25			RPI 26-50			RPI 51-100			Team's RPI: 87	RPI 101+		
RPI	S	Opponent	Score	RPI	S	Opponent	Score	RPI	S	Opponent	Score	RPI
7	A	Washington	63 94	37	A	Oregon	75 59	51	A	Utah	61 55	115
7	H	Washington	44 87					56	H	Southern California	74 57	117
9	A	Oregon St.	58 80					65	A	Gonzaga	61 79	117
11	H	Stanford	54 76					67	H	California	84 79	123
12	H	UCLA	82 73					79	H	Oklahoma St.	72 79	159
16	A	Kentucky	67 69					81	A	Colorado	58 70	201
18	N	Maryland	69 79					88	H	Boise St.	73 77	214
23	A	Arizona St.	49 68									233
23	H	Arizona St.	58 61									H
												San Diego
												83 73
LAST 12 Division I GAMES:												
117	H	Arizona	62 70	7	H	Washington	44 87					
23	H	Arizona St.	58 61	117	A	Arizona	55 56					
51	A	Utah	61 55	23	A	Arizona St.	49 68					
81	A	Colorado	58 70	56	H	Southern California	74 57					
67	H	California	84 79	12	H	UCLA	82 73					
11	H	Stanford	54 76	37	A	Oregon	75 59					

Non-Div I Games:

Washington St.

Average RPI Win:	282	WON-LOST	WINNING	LAST 10	STRENGTH OF	OPP. STRENGTH	TEAM	ADJ.	CONF.	ADJ CONF.
Average RPI Loss:	120	RECORD	PCT. RANK	GAMES	SCHEDULE	OF SCHEDULE	RPI	RPI	RPI	RPI
DIV. I ONLY	10- 11	192	5- 5	242	215	215	215	19	19	
DIV. I NON-CONF.	4- 5	198	0- 0	291	187	225	225	18	18	
TOTALS	RPI 1-25	RPI 26-50	W-L RECORDS	RPI 51-100	RPI 101-150	RPI 150+				
10- 11	0- 0	0- 0	OVERALL	0- 3	0- 5	10- 3				
5- 5	0- 0	0- 0	HOME	0- 1	0- 2	5- 2				
5- 5	0- 0	0- 0	AWAY	0- 2	0- 2	5- 1				
0- 1	0- 0	0- 0	NEUTRAL	0- 0	0- 1	0- 0				
4- 5	0- 0	0- 0	NON-CONFERENCE	0- 2	0- 1	4- 2				
1- 2	0- 0	0- 0	HOME	0- 0	0- 0	1- 2				
3- 2	0- 0	0- 0	AWAY	0- 2	0- 0	3- 0				
0- 1	0- 0	0- 0	NEUTRAL	0- 0	0- 1	0- 0				
6- 6	0- 0	0- 0	CONFERENCE	0- 1	0- 4	6- 1				
4- 3	0- 0	0- 0	HOME	0- 1	0- 2	4- 0				
2- 3	0- 0	0- 0	AWAY	0- 0	0- 2	2- 1				
0- 0	0- 0	0- 0	NEUTRAL	0- 0	0- 0	0- 0				

RPI S	Opponent	Score	RPI S	Opponent	Score	RPI S	Opponent	Score	RPI S	Opponent	Score	Team's RPI: 215
						51	A Utah	52 71	114	H Northern Colo.	79 88	
						70	H Montana St.	68 83	119	N Stetson	68 70	
						91	A BYU	64 73	124	A Idaho	77 95	
									125	A Eastern Wash.	85 99	
									135	H North Dakota	65 70	
									157	H Fresno St.	57 60	
									165	H CSUN	78 89	
									174	A Idaho St.	52 57	
									174	H Idaho St.	50 43	
									256	H Portland St.	85 75	
									269	H Portland	76 37	
									281	A FIU	64 61	
									286	H Sacramento St.	66 60	
									287	A Southern Utah	73 68	
									305	A Northern Ariz.	75 64	
									309	A Air Force	76 61	
									326	H Montana	74 58	
									329	A Utah Valley	64 61	
LAST 12 Division I GAMES:												
256	H	Portland St.	85	75	135	H	North Dakota	65	70			
286	H	Sacramento St.	66	60	125	A	Eastern Wash.	85	99			
305	A	Northern Ariz.	75	64	124	A	Idaho	77	95			
287	A	Southern Utah	73	68	174	H	Idaho St.	50	43			
174	A	Idaho St.	52	57	326	H	Montana	74	58			
114	H	Northern Colo.	79	88	70	H	Montana St.	68	83			

Non-Div I Games: Cal St. San B'dino 75 69 Westminster (UT) 81 68

Weber St.

Loss, Non-Conf, S Site, H Home A Away N Neutral

Average RPI Win: 190		WON-LOST	WINNING	LAST 10	STRENGTH OF	OPP. STRENGTH	TEAM	ADJ.	CONF.	ADJ CONF.
Average RPI Loss: 28		RECORD	PCT. RANK	GAMES	SCHEDULE	OF SCHEDULE	RPI	RPI	RPI	RPI
DIV. I ONLY		17- 8	76	4- 6	66	64	53	53	4	4
DIV. I NON-CONF.		12- 0	1	0- 0	267	313	58	58	3	3
TOTALS		RPI 1-25	RPI 26-50		W-L RECORDS		RPI 51-100	RPI 101-150	RPI 150+	
17- 8	1- 6	1- 0		OVERALL		2- 2	4- 0	9- 0		
12- 3	1- 2	0- 0		HOME		2- 1	1- 0	8- 0		
2- 5	0- 4	0- 0		AWAY		0- 1	2- 0	0- 0		
3- 0	0- 0	1- 0		NEUTRAL		0- 0	1- 0	1- 0		
12- 0	0- 0	1- 0		NON-CONFERENCE		0- 0	2- 0	9- 0		
9- 0	0- 0	0- 0		HOME		0- 0	1- 0	8- 0		
0- 0	0- 0	0- 0		AWAY		0- 0	0- 0	0- 0		
3- 0	0- 0	1- 0		NEUTRAL		0- 0	1- 0	1- 0		
5- 8	1- 6	0- 0		CONFERENCE		2- 2	2- 0	0- 0		
3- 3	1- 2	0- 0		HOME		2- 1	0- 0	0- 0		
2- 5	0- 4	0- 0		AWAY		0- 1	2- 0	0- 0		
0- 0	0- 0	0- 0		NEUTRAL		0- 0	0- 0	0- 0		

RPI 1-25				RPI 26-50				RPI 51-100				RPI 101+			
RPI	S	Opponent	Score	RPI	S	Opponent	Score	RPI	S	Opponent	Score	RPI	S	Opponent	Score
5	A	Texas	54 69	35	N	Auburn	56 52	78	H	Iowa St.	55 80	112	H	Ole Miss	66 61
5	H	Texas	63 73					79	H	Oklahoma St.	79 53	121	A	TCU	83 61
8	A	Baylor	73 79					85	A	Texas Tech	66 75	144	N	East Carolina	79 47
8	H	Baylor	56 91					85	H	Texas Tech	89 79	147	A	Kansas	62 51
17	A	Oklahoma	87 90									192	H	Morehead St.	94 53
17	H	Oklahoma	83 73									235	H	Charleston So.	88 38
21	A	Kansas St.	71 86									254	H	Howard	95 49
												266	H	High Point	82 59
												277	N	N.C. A&T	80 64
												301	H	Coppin St.	69 39
												304	H	Mt. St. Mary's	77 45
												320	H	USC Upstate	91 33
												336	H	Longwood	107 40
LAST 12 Division I GAMES:															
79	H	Oklahoma St.	79 53	147	A	Kansas	62 51								
17	A	Oklahoma	87 90	5	H	Texas	63 73								
78	H	Iowa St.	55 80	85	A	Texas Tech	66 75								
5	A	Texas	54 69	17	H	Oklahoma	83 73								
85	H	Texas Tech	89 79	8	H	Baylor	56 91								
8	A	Baylor	73 79	21	A	Kansas St.	71 86								

Non-Div I Games:

West Virginia

■ Loss, 
 ■ Non-Conf, 
 ■ S Site, 
 ■ H Home 
 ■ A Away 
 N Neutral

Average RPI Win:	271	WON-LOST	WINNING	LAST 10	STRENGTH OF	OPP. STRENGTH	TEAM	ADJ.	CONF.	ADJ CONF.
Average RPI Loss:	172	RECORD	PCT. RANK	GAMES	SCHEDULE	OF SCHEDULE	RPI	RPI	RPI	RPI
DIV. I ONLY	6- 19	302	2- 8	175	286	288	288	17	17	
DIV. I NON-CONF.	4- 10	259	1- 0	180	308	258	258	20	20	
TOTALS	RPI 1-25	RPI 26-50	W-L RECORDS	RPI 51-100	RPI 101-150	RPI 150+				
6- 19	0- 1	0- 0	OVERALL	0- 2	0- 5	6- 11				
4- 5	0- 0	0- 0	HOME	0- 0	0- 1	4- 4				
2- 12	0- 1	0- 0	AWAY	0- 2	0- 3	2- 6				
0- 2	0- 0	0- 0	NEUTRAL	0- 0	0- 1	0- 1				
4- 10	0- 1	0- 0	NON-CONFERENCE	0- 1	0- 3	4- 5				
2- 3	0- 0	0- 0	HOME	0- 0	0- 0	2- 3				
2- 5	0- 1	0- 0	AWAY	0- 1	0- 2	2- 1				
0- 2	0- 0	0- 0	NEUTRAL	0- 0	0- 1	0- 1				
2- 9	0- 0	0- 0	CONFERENCE	0- 1	0- 2	2- 6				
2- 2	0- 0	0- 0	HOME	0- 0	0- 1	2- 1				
0- 7	0- 0	0- 0	AWAY	0- 1	0- 1	0- 5				
0- 0	0- 0	0- 0	NEUTRAL	0- 0	0- 0	0- 0				

RPI 1-25				RPI 26-50				RPI 51-100				RPI 101+ Team's RPI: 288			
RPI	S	Opponent	Score	RPI	S	Opponent	Score	RPI	S	Opponent	Score	RPI	S	Opponent	Score
6	A	Florida St.	41 90					77	A	Chattanooga	46 67	102	A	Mercer	53 84
								93	A	Georgia	43 78	102	H	Mercer	57 59
												106	A	Clemson	63 78
												113	N	Duquesne	50 65
												137	A	Radford	39 67
												159	N	San Francisco	52 73
												187	A	ETSU	57 76
												208	H	Campbell	48 50
												223	A	UNCG	45 62
												234	A	UNC Asheville	53 62
												235	H	Charleston So.	58 53
												239	A	Wofford	59 68
												239	H	Wofford	69 66
												240	A	Samford	50 51
												240	H	Samford	42 49
												241	A	Furman	44 73
												241	H	Furman	75 72
												248	H	UT Martin	72 84
												266	H	High Point	73 64
												302	A	Eastern Ky.	72 61
												308	H	Gardner-Webb	60 68
												344	A	Florida A&M	62 61
LAST 12 Division I GAMES:															
240	A	Samford	50 51	77	A	Chattanooga	46 67								
102	A	Mercer	53 84	102	H	Mercer	57 59								
239	H	Wofford	69 66	240	H	Samford	42 49								
241	H	Furman	75 72	241	A	Furman	44 73								
223	A	UNCG	45 62	239	A	Wofford	59 68								
187	A	ETSU	57 76	235	H	Charleston So.	58 53								

Non-Div I Games: North Greenville 95 48

Western Caro.

■ Loss, 
■ Non-Conf, 
■ S Site, 
■ Home 
■ A Away 
N Neutral



Average RPI Win:	236	WON-LOST	WINNING	LAST 10	STRENGTH OF	OPP. STRENGTH	TEAM	ADJ.	CONF.	ADJ CONF.
Average RPI Loss:	67	RECORD	PCT. RANK	GAMES	SCHEDULE	OF SCHEDULE	RPI	RPI	RPI	RPI
DIV. I ONLY	18- 6	43	8- 2	278	139	94	94	11	11	
DIV. I NON-CONF.	8- 3	67	0- 0	293	212	102	102	10	10	
TOTALS	RPI 1-25	RPI 26-50	W-L RECORDS	RPI 51-100	RPI 101-150	RPI 150+				
18- 6	0- 0	0- 3	OVERALL	2- 2	0- 0	16- 1				
8- 1	0- 0	0- 0	HOME	1- 1	0- 0	7- 0				
10- 5	0- 0	0- 0	AWAY	1- 0	0- 0	9- 0				
0- 0	0- 0	0- 0	NEUTRAL	0- 0	0- 0	0- 0				
8- 3	0- 0	0- 2	NON-CONFERENCE	1- 0	0- 0	7- 1				
4- 0	0- 0	0- 0	HOME	1- 0	0- 0	3- 0				
4- 3	0- 0	0- 2	AWAY	0- 0	0- 0	4- 1				
0- 0	0- 0	0- 0	NEUTRAL	0- 0	0- 0	0- 0				
10- 3	0- 0	0- 1	CONFERENCE	1- 2	0- 0	9- 0				
4- 1	0- 0	0- 0	HOME	0- 1	0- 0	4- 0				
6- 2	0- 0	0- 1	AWAY	1- 1	0- 0	5- 0				
0- 0	0- 0	0- 0	NEUTRAL	0- 0	0- 0	0- 0				

RPI 1-25			RPI 26-50			RPI 51-100			Team's RPI: 94			RPI 101+			
RPI	S	Opponent	Score	RPI	S	Opponent	Score	RPI	S	Opponent	Score	RPI	S	Opponent	Score
				27	A	Missouri	68 71	62	A	IUPUI	52 66	151	A	Oral Roberts	76 62
				36	A	South Dakota St.	58 73	62	H	IUPUI	72 76	151	H	Oral Roberts	76 72
				43	A	Marquette	61 77	68	A	South Dakota	86 78	153	A	Omaha	78 74
								82	H	Northern Ill.	83 79	153	H	Omaha	80 63
												172	A	Milwaukee	68 76
												217	H	Bradley	91 77
												222	A	SIUE	76 74
												271	A	Southeast Mo. St.	100 87
												295	A	Denver	80 68
												295	H	Denver	87 62
												298	A	North Dakota St.	87 60
												298	H	North Dakota St.	110 81
												310	H	Eastern Ill.	83 62
												313	H	Illinois St.	80 50
												318	A	UMKC	78 65
												324	A	Fort Wayne	75 53
												334	A	Chicago St.	54 50
LAST 12 Division I GAMES:															
				295	A	Denver	80 68	36	A	South Dakota St.	58 73				
				298	A	North Dakota St.	87 60	298	H	North Dakota St.	110 81				
				153	H	Omaha	80 63	153	A	Omaha	78 74				
				151	A	Oral Roberts	76 62	151	H	Oral Roberts	76 72				
				68	A	South Dakota	86 78	295	H	Denver	87 62				
				62	H	IUPUI	72 76	62	A	IUPUI	52 66				

Non-Div I Games: Graceland (IA) 118 40 Monmouth (IL) 113 29

Western Ill.

Average RPI Win:	208	WON-LOST	WINNING	LAST 10	STRENGTH OF	OPP. STRENGTH	TEAM	ADJ.	CONF.	ADJ CONF.
Average RPI Loss:	74	RECORD	PCT. RANK	GAMES	SCHEDULE	OF SCHEDULE	RPI	RPI	RPI	RPI
DIV. I ONLY	18- 6	43	4- 0	163	131	80	80	15	15	
DIV. I NON-CONF.	8- 4	97	1- 0	137	110	98	98	16	16	
TOTALS	RPI 1-25	RPI 26-50	W-L RECORDS	RPI 51-100	RPI 101-150	RPI 150+				
18- 6	0- 2	1- 1	OVERALL	1- 1	4- 1	12- 1				
12- 1	0- 0	1- 0	HOME	1- 1	2- 0	8- 0				
5- 3	0- 1	0- 0	AWAY	0- 0	1- 1	4- 1				
1- 2	0- 1	0- 1	NEUTRAL	0- 0	1- 0	0- 0				
8- 4	0- 2	1- 1	NON-CONFERENCE	0- 1	2- 0	5- 0				
5- 1	0- 0	1- 0	HOME	0- 1	1- 0	3- 0				
2- 1	0- 1	0- 0	AWAY	0- 0	0- 0	2- 0				
1- 2	0- 1	0- 1	NEUTRAL	0- 0	1- 0	0- 0				
10- 2	0- 0	0- 0	CONFERENCE	1- 0	2- 1	7- 1				
7- 0	0- 0	0- 0	HOME	1- 0	1- 0	5- 0				
3- 2	0- 0	0- 0	AWAY	0- 0	1- 1	2- 1				
0- 0	0- 0	0- 0	NEUTRAL	0- 0	0- 0	0- 0				

RPI 1-25				RPI 26-50				RPI 51-100				Team's RPI: 80		RPI 101+			
RPI	S	Opponent	Score	RPI	S	Opponent	Score	RPI	S	Opponent	Score		RPI	S	Opponent	Score	
13	A	Louisville	61 68	41	H	Indiana	85 74	63	H	Middle Tenn.	66 51		103	A	Charlotte	85 89	
19	N	DePaul	69 77	48	N	George Washington	49 68	97	H	UT Arlington	68 71		105	N	Kent St.	79 73	
													120	H	Southern Miss.	79 53	
													131	A	Old Dominion	67 62	
													146	H	Ball St.	68 61	
													158	H	Louisiana Tech	67 58	
													161	A	UTSA	77 80	
													184	H	UAB	60 48	
													203	H	Col. of Charleston	89 76	
													243	A	Austin Peay	85 65	
													251	A	Marshall	78 64	
													251	H	Marshall	73 57	
													281	H	FIU	90 38	
													291	A	UTEP	71 54	
													300	H	Lipscomb	87 35	
													302	A	Eastern Ky.	90 63	
													331	H	Fla. Atlantic	76 55	
													349	H	Alabama A&M	96 32	
LAST 12 Division I GAMES:																	
				105	N	Kent St.	79 73					251	H	Marshall	73 57		
				251	A	Marshall	78 64					63	H	Middle Tenn.	66 51		
				120	H	Southern Miss.	79 53					184	H	UAB	60 48		
				158	H	Louisiana Tech	67 58					131	A	Old Dominion	67 62		
				161	A	UTSA	77 80					103	A	Charlotte	85 89		
				291	A	UTEP	71 54					281	H	FIU	90 38		

Non-Div I Games:

Western Ky.

■ Loss, 
■ Non-Conf, 
■ S Site, 
■ H Home 
■ A Away 
N Neutral

Average RPI Win:	267	WON-LOST	WINNING	LAST 10	STRENGTH OF	OPP. STRENGTH	TEAM	ADJ.	CONF.	ADJ CONF.
Average RPI Loss:	74	RECORD	PCT. RANK	GAMES	SCHEDULE	OF SCHEDULE	RPI	RPI	RPI	RPI
DIV. I ONLY	14- 9	111	3- 7	301	119	171	171	10	10	
DIV. I NON-CONF.	9- 2	37	0- 0	348	163	178	178	11	11	
TOTALS	RPI 1-25	RPI 26-50	W-L RECORDS	RPI 51-100	RPI 101-150	RPI 150+				
14- 9	0- 0	0- 2	OVERALL	0- 5	1- 2	13- 0				
6- 4	0- 0	0- 0	HOME	0- 3	0- 1	6- 0				
7- 5	0- 0	0- 0	AWAY	0- 1	1- 0	6- 0				
1- 0	0- 0	0- 0	NEUTRAL	0- 0	0- 0	1- 0				
9- 2	0- 0	0- 1	NON-CONFERENCE	0- 1	1- 0	8- 0				
4- 1	0- 0	0- 0	HOME	0- 1	0- 0	4- 0				
4- 1	0- 0	0- 1	AWAY	0- 0	1- 0	3- 0				
1- 0	0- 0	0- 0	NEUTRAL	0- 0	0- 0	1- 0				
5- 7	0- 0	0- 1	CONFERENCE	0- 4	0- 2	5- 0				
2- 3	0- 0	0- 0	HOME	0- 2	0- 1	2- 0				
3- 4	0- 0	0- 1	AWAY	0- 2	0- 1	3- 0				
0- 0	0- 0	0- 0	NEUTRAL	0- 0	0- 0	0- 0				

RPI S	Opponent	Score	RPI S	Opponent	Score	RPI S	Opponent	Score	RPI S	Opponent	Score	Team's RPI: 171
31	A Michigan	40 66	52	H Michigan St.	64 68	105	H Kent St.	67 71				
40	A Ohio	67 80	59	A Central Mich.	83 94	138	A Detroit	75 65				
			71	H Buffalo	47 62	146	A Ball St.	56 61				
			82	A Northern Ill.	62 67	213	A Miami (OH)	85 60				
			83	H Toledo	66 72	217	H Bradley	83 64				
						226	A Akron	73 57				
						226	H Akron	73 60				
						264	H Bowling Green	75 58				
						272	H Davidson	76 63				
						289	A Eastern Mich.	76 67				
						298	A North Dakota St.	68 63				
						302	N Eastern Ky.	74 59				
						318	A UMKC	66 54				
						321	H Loyola Chicago	65 53				
						324	H Fort Wayne	61 35				
						334	A Chicago St.	64 51				
LAST 12 Division I GAMES:												
59	A Central Mich.	83 94	105	H Kent St.	67 71							
83	H Toledo	66 72	289	A Eastern Mich.	76 67							
82	A Northern Ill.	62 67	264	H Bowling Green	75 58							
71	H Buffalo	47 62	146	A Ball St.	56 61							
40	A Ohio	67 80	213	A Miami (OH)	85 60							
226	A Akron	73 57	226	H Akron	73 60							

Non-Div I Games:

Western Mich.

■ Loss, 
■ Non-Conf, 
■ S Site, 
■ H Home 
■ A Away 
N Neutral

Average RPI Win:	236	WON-LOST	WINNING	LAST 10	STRENGTH OF	OPP. STRENGTH	TEAM	ADJ.	CONF.	ADJ CONF.
Average RPI Loss:	111	RECORD	PCT. RANK	GAMES	SCHEDULE	OF SCHEDULE	RPI	RPI	RPI	RPI
DIV. I ONLY	11- 12	187	6- 4	192	117	205	205	16	16	
DIV. I NON-CONF.	5- 6	186	0- 0	127	45	188	188	14	14	
TOTALS	RPI 1-25	RPI 26-50	W-L RECORDS	RPI 51-100	RPI 101-150	RPI 150+				
11- 12	1- 1	0- 3	OVERALL	0- 3	1- 0	9- 5				
7- 6	1- 0	0- 2	HOME	0- 1	1- 0	5- 3				
3- 4	0- 0	0- 1	AWAY	0- 1	0- 0	3- 2				
1- 2	0- 1	0- 0	NEUTRAL	0- 1	0- 0	1- 0				
5- 6	1- 1	0- 2	NON-CONFERENCE	0- 2	1- 0	3- 1				
4- 2	1- 0	0- 1	HOME	0- 0	1- 0	2- 1				
0- 2	0- 0	0- 1	AWAY	0- 1	0- 0	0- 0				
1- 2	0- 1	0- 0	NEUTRAL	0- 1	0- 0	1- 0				
6- 6	0- 0	0- 1	CONFERENCE	0- 1	0- 0	6- 4				
3- 4	0- 0	0- 1	HOME	0- 1	0- 0	3- 2				
3- 2	0- 0	0- 0	AWAY	0- 0	0- 0	3- 2				
0- 0	0- 0	0- 0	NEUTRAL	0- 0	0- 0	0- 0				

RPI 1-25				RPI 26-50				RPI 51-100				RPI 101+ Team's RPI: 205			
RPI	S	Opponent	Score	RPI	S	Opponent	Score	RPI	S	Opponent	Score	RPI	S	Opponent	Score
11	N	Stanford	39 87	27	A	Missouri	57 64	64	H	UNI	61 63	122	H	Abilene Christian	81 62
22	H	Creighton	62 54	36	H	South Dakota St.	58 78	97	A	UT Arlington	70 74	152	A	Missouri St.	62 73
				38	H	Drake	78 83	99	N	Purdue	49 86	152	H	Missouri St.	60 65
												168	A	Southern Ill.	54 77
												168	H	Southern Ill.	58 61
												180	N	Northeastern	87 73
												202	A	Indiana St.	56 42
												217	H	Bradley	65 54
												280	A	Evansville	74 67
												280	H	Evansville	69 68
												313	H	Illinois St.	67 45
												318	H	UMKC	54 56
												321	A	Loyola Chicago	83 64
												323	H	Arkansas St.	69 51
												335	H	Incarinate Word	73 63
LAST 12 Division I GAMES:															
168	H	Southern Ill.	58 61	217	H	Bradley	65 54								
280	H	Evansville	69 68	280	A	Evansville	74 67								
152	H	Missouri St.	60 65	168	A	Southern Ill.	54 77								
321	A	Loyola Chicago	83 64	152	A	Missouri St.	62 73								
202	A	Indiana St.	56 42	64	H	UNI	61 63								
313	H	Illinois St.	67 45	38	H	Drake	78 83								

Non-Div I Games:

Wichita St.

■ Loss, 
 ■ Non-Conf, 
 ■ S Site, 
 ■ Home 
 ■ A Away 
 N Neutral

Average RPI Win:	217	WON-LOST	WINNING	LAST 10	STRENGTH OF	OPP. STRENGTH	TEAM	ADJ.	CONF.	ADJ CONF.
Average RPI Loss:	114	RECORD	PCT. RANK	GAMES	SCHEDULE	OF SCHEDULE	RPI	RPI	RPI	RPI
DIV. I ONLY	16- 8	84	4- 6	222	129	130	130	8	8	
DIV. I NON-CONF.	10- 1	15	0- 0	290	302	95	95	8	8	
TOTALS	RPI 1-25	RPI 26-50	W-L RECORDS	RPI 51-100	RPI 101-150	RPI 150+				
16- 8	0- 0	0- 2	OVERALL	0- 2	3- 1	13- 3				
9- 4	0- 0	0- 2	HOME	0- 1	1- 1	8- 0				
7- 4	0- 0	0- 0	AWAY	0- 1	2- 0	5- 3				
0- 0	0- 0	0- 0	NEUTRAL	0- 0	0- 0	0- 0				
10- 1	0- 0	0- 0	NON-CONFERENCE	0- 1	2- 0	8- 0				
6- 1	0- 0	0- 0	HOME	0- 1	1- 0	5- 0				
4- 0	0- 0	0- 0	AWAY	0- 0	1- 0	3- 0				
0- 0	0- 0	0- 0	NEUTRAL	0- 0	0- 0	0- 0				
6- 7	0- 0	0- 2	CONFERENCE	0- 1	1- 1	5- 3				
3- 3	0- 0	0- 2	HOME	0- 0	0- 1	3- 0				
3- 4	0- 0	0- 0	AWAY	0- 1	1- 0	2- 3				
0- 0	0- 0	0- 0	NEUTRAL	0- 0	0- 0	0- 0				

RPI S	Opponent	Score	RPI S	Opponent	Score	RPI S	Opponent	Score	RPI S	Opponent	Score	Team's RPI: 130
30	H Elon	58 60	39	H James Madison	64 79	66	A Drexel	48 65	118	A Delaware	60 49	
									118	H Delaware	54 68	
									131	A Old Dominion	69 58	
									144	H East Carolina	82 72	
									180	A Northeastern	68 54	
									180	H Northeastern	60 58	
									188	A Towson	60 64	
									188	H Towson	68 55	
									190	A American	48 34	
									191	A Hofstra	61 64	
									191	H Hofstra	81 65	
									203	A Col. of Charleston	60 70	
									206	A UNCW	57 43	
									230	H Richmond	67 39	
									231	H Dartmouth	63 50	
									249	A Norfolk St.	65 52	
									255	H Saint Francis (PA)	73 60	
									304	H Mt. St. Mary's	68 46	
									320	A USC Upstate	49 46	
									348	H Delaware St.	82 48	
LAST 12 Division I GAMES:												
188	H Towson	68 55	118	H Delaware	54 68							
66	A Drexel	48 65	30	H Elon	58 60							
191	H Hofstra	81 65	188	A Towson	60 64							
191	A Hofstra	61 64	206	A UNCW	57 43							
180	A Northeastern	68 54	180	H Northeastern	60 58							
39	H James Madison	64 79	203	A Col. of Charleston	60 70							

Non-Div I Games:

William &amp; Mary

■ Loss, 
 ■ Non-Conf, 
 ■ S Site, 
 ■ H Home 
 ■ A Away 
 N Neutral

Average RPI Win:	336	WON-LOST	WINNING	LAST 10	STRENGTH OF	OPP. STRENGTH	TEAM	ADJ.	CONF.	ADJ CONF.
Average RPI Loss:	185	RECORD	PCT. RANK	GAMES	SCHEDULE	OF SCHEDULE	RPI	RPI	RPI	RPI
DIV. I ONLY	1- 23	347	1- 9	142	302	328	328	28	28	
DIV. I NON-CONF.	0- 11	335	0- 0	36	167	287	287	28	28	
TOTALS	RPI 1-25	RPI 26-50	W-L RECORDS	RPI 51-100	RPI 101-150	RPI 150+				
1- 23	0- 3	0- 1	OVERALL	0- 1	0- 3	1- 15				
1- 11	0- 0	0- 0	HOME	0- 0	0- 2	1- 9				
0- 9	0- 2	0- 0	AWAY	0- 0	0- 1	0- 6				
0- 3	0- 1	0- 1	NEUTRAL	0- 1	0- 0	0- 0				
0- 11	0- 3	0- 1	NON-CONFERENCE	0- 1	0- 1	0- 5				
0- 5	0- 0	0- 0	HOME	0- 0	0- 1	0- 4				
0- 3	0- 2	0- 0	AWAY	0- 0	0- 0	0- 1				
0- 3	0- 1	0- 1	NEUTRAL	0- 1	0- 0	0- 0				
1- 12	0- 0	0- 0	CONFERENCE	0- 0	0- 2	1- 10				
1- 6	0- 0	0- 0	HOME	0- 0	0- 1	1- 5				
0- 6	0- 0	0- 0	AWAY	0- 0	0- 1	0- 5				
0- 0	0- 0	0- 0	NEUTRAL	0- 0	0- 0	0- 0				

RPI S	Opponent	Score	RPI S	Opponent	Score	RPI S	Opponent	Score	RPI S	Opponent	Score	Team's RPI: 328
6 N	Florida St.	35 98	31 N	Michigan	39 76	65 N	Gonzaga	41 71	102 H	Mercer	48 71	
8 A	Baylor	32 140							137 A	Radford	49 74	
25 A	Ohio St.	48 88							137 H	Radford	50 60	
									187 A	ETSU	45 62	
									203 H	Col. of Charleston	64 95	
									208 A	Campbell	32 61	
									208 H	Campbell	35 70	
									220 H	Presbyterian	39 78	
									226 H	Akron	59 80	
									234 H	UNC Asheville	53 68	
									235 A	Charleston So.	52 71	
									253 A	Liberty	51 80	
									257 H	Tennessee Tech	50 73	
									266 A	High Point	43 88	
									266 H	High Point	57 70	
									308 H	Gardner-Webb	54 89	
									336 A	Longwood	78 83	
									336 H	Longwood	78 72	
									345 H	South Carolina St.	55 63	
LAST 12 Division I GAMES:												
208 H	Campbell	35 70	336 H	Longwood	78 72							
336 A	Longwood	78 83	220 H	Presbyterian	39 78							
266 H	High Point	57 70	208 A	Campbell	32 61							
137 A	Radford	49 74	235 A	Charleston So.	52 71							
308 H	Gardner-Webb	54 89	234 H	UNC Asheville	53 68							
253 A	Liberty	51 80	137 H	Radford	50 60							

Non-Div I Games: N.C. Wesleyan 89 40

Winthrop

■ Loss, 
 ■ Non-Conf, S Site, 
 ■ Home 
 ■ Away 
 N Neutral

Average RPI Win:	227	WON-LOST	WINNING	LAST 10	STRENGTH OF	OPP. STRENGTH	TEAM	ADJ.	CONF.	ADJ CONF.
Average RPI Loss:	90	RECORD	PCT. RANK	GAMES	SCHEDULE	OF SCHEDULE	RPI	RPI	RPI	RPI
DIV. I ONLY	6- 19	302	1- 9	55	93	207	207	6	6	
DIV. I NON-CONF.	5- 8	218	0- 0	114	251	201	201	6	6	
TOTALS	RPI 1-25	RPI 26-50	W-L RECORDS	RPI 51-100	RPI 101-150	RPI 150+				
6- 19	0- 2	1- 4	OVERALL	0- 6	0- 3	5- 4				
3- 10	0- 1	0- 3	HOME	0- 3	0- 1	3- 2				
2- 8	0- 1	1- 1	AWAY	0- 3	0- 1	1- 2				
1- 1	0- 0	0- 0	NEUTRAL	0- 0	0- 1	1- 0				
5- 8	0- 0	1- 1	NON-CONFERENCE	0- 1	0- 3	4- 3				
2- 5	0- 0	0- 1	HOME	0- 1	0- 1	2- 2				
2- 2	0- 0	1- 0	AWAY	0- 0	0- 1	1- 1				
1- 1	0- 0	0- 0	NEUTRAL	0- 0	0- 1	1- 0				
1- 11	0- 2	0- 3	CONFERENCE	0- 5	0- 0	1- 1				
1- 5	0- 1	0- 2	HOME	0- 2	0- 0	1- 0				
0- 6	0- 1	0- 1	AWAY	0- 3	0- 0	0- 1				
0- 0	0- 0	0- 0	NEUTRAL	0- 0	0- 0	0- 0				

RPI 1-25				RPI 26-50				RPI 51-100				RPI 101+ Team's RPI: 207			
RPI	S	Opponent	Score	RPI	S	Opponent	Score	RPI	S	Opponent	Score	RPI	S	Opponent	Score
25	A	Ohio St.	61 70	31	A	Michigan	66 75	52	H	Michigan St.	57 81	103	A	Charlotte	48 63
25	H	Ohio St.	68 96	31	H	Michigan	56 73	54	H	Dayton	64 83	109	H	North Carolina	59 72
				34	A	Green Bay	54 53	55	A	Minnesota	60 88	112	N	Ole Miss	44 69
				41	H	Indiana	54 78	57	A	Northwestern	43 63	172	A	Milwaukee	63 80
				43	H	Marquette	75 81	76	A	Penn St.	46 76	174	H	Idaho St.	35 42
								99	H	Purdue	57 79	194	A	Rutgers	52 68
												201	H	Nebraska	82 56
												237	H	Butler	60 55
												255	H	Saint Francis (PA)	100 103
												270	N	Tennessee St.	80 70
												306	H	Mississippi Val.	103 61
												313	A	Illinois St.	64 46
LAST 12 Division I GAMES:															
				31	A	Michigan	66 75	25	A	Ohio St.	61 70				
				201	H	Nebraska	82 56	76	A	Penn St.	46 76				
				25	H	Ohio St.	68 96	99	H	Purdue	57 79				
				57	A	Northwestern	43 63	55	A	Minnesota	60 88				
				41	H	Indiana	54 78	194	A	Rutgers	52 68				
				52	H	Michigan St.	57 81	31	H	Michigan	56 73				

Non-Div I Games:

Wisconsin

■ Loss, 
■ Non-Conf, 
■ S Site, 
■ H Home 
■ A Away 
N Neutral

Average RPI Win:	278	WON-LOST	WINNING	LAST 10	STRENGTH OF	OPP. STRENGTH	TEAM	ADJ.	CONF.	ADJ CONF.
Average RPI Loss:	166	RECORD	PCT. RANK	GAMES	SCHEDULE	OF SCHEDULE	RPI	RPI	RPI	RPI
DIV. I ONLY	10- 13	210	1- 8	308	261	239	239	17	17	
DIV. I NON-CONF.	8- 5	125	1- 0	310	300	171	171	20	20	
TOTALS	RPI 1-25	RPI 26-50	W-L RECORDS	RPI 51-100	RPI 101-150	RPI 150+				
10- 13	0- 0	0- 1	OVERALL	0- 3	0- 1	10- 8				
5- 3	0- 0	0- 0	HOME	0- 1	0- 0	5- 2				
5- 8	0- 0	0- 1	AWAY	0- 0	0- 1	5- 6				
0- 2	0- 0	0- 0	NEUTRAL	0- 2	0- 0	0- 0				
8- 5	0- 0	0- 1	NON-CONFERENCE	0- 2	0- 0	8- 2				
3- 0	0- 0	0- 0	HOME	0- 0	0- 0	3- 0				
5- 3	0- 0	0- 1	AWAY	0- 0	0- 0	5- 2				
0- 2	0- 0	0- 0	NEUTRAL	0- 2	0- 0	0- 0				
2- 8	0- 0	0- 0	CONFERENCE	0- 1	0- 1	2- 6				
2- 3	0- 0	0- 0	HOME	0- 1	0- 0	2- 2				
0- 5	0- 0	0- 0	AWAY	0- 0	0- 1	0- 4				
0- 0	0- 0	0- 0	NEUTRAL	0- 0	0- 0	0- 0				

RPI S	Opponent	Score	RPI S	Opponent	Score	RPI S	Opponent	Score	RPI S	Opponent	Score	Team's RPI: 239
28	A North Carolina St.	40 80	61	N Florida	51 74	102	A Mercer	39 54	102	A Mercer	39 54	
			77	H Chattanooga	61 71	153	A Omaha	64 89	153	A Omaha	64 89	
			89	N Jacksonville	60 66	187	H ETSU	69 77	187	H ETSU	69 77	
						206	A UNCW	71 67	206	A UNCW	71 67	
						223	A UNCG	61 67	223	A UNCG	61 67	
						223	H UNCG	54 48	223	H UNCG	54 48	
						234	A UNC Asheville	65 84	234	A UNC Asheville	65 84	
						235	A Charleston So.	59 45	235	A Charleston So.	59 45	
						240	A Samford	54 57	240	A Samford	54 57	
						241	A Furman	60 65	241	A Furman	60 65	
						241	H Furman	49 69	241	H Furman	49 69	
						273	A Kennesaw St.	78 49	273	A Kennesaw St.	78 49	
						276	A North Florida	79 60	276	A North Florida	79 60	
						278	H Coastal Caro.	67 62	278	H Coastal Caro.	67 62	
						288	A Western Caro.	66 69	288	A Western Caro.	66 69	
						288	H Western Caro.	68 59	288	H Western Caro.	68 59	
						308	H Gardner-Webb	75 66	308	H Gardner-Webb	75 66	
						343	A N.C. Central	64 54	343	A N.C. Central	64 54	
						345	H South Carolina St.	66 65	345	H South Carolina St.	66 65	
LAST 12 Division I GAMES:												
241	A Furman	60 65	240	A Samford	54 57							
288	A Western Caro.	66 69	241	H Furman	49 69							
223	A UNCG	61 67	223	H UNCG	54 48							
187	H ETSU	69 77	288	H Western Caro.	68 59							
77	H Chattanooga	61 71	273	A Kennesaw St.	78 49							
102	A Mercer	39 54	89	N Jacksonville	60 66							

Non-Div I Games: Montreat 71 30 Erskine 116 74

Wofford

■ Loss, 
 ■ Non-Conf, 
 ■ S Site, 
 ■ Home 
 ■ A Away 
 N Neutral



Average RPI Win:	262	WON-LOST	WINNING	LAST 10	STRENGTH OF	OPP. STRENGTH	TEAM	ADJ.	CONF.	ADJ CONF.
Average RPI Loss:	96	RECORD	PCT. RANK	GAMES	SCHEDULE	OF SCHEDULE	RPI	RPI	RPI	RPI
DIV. I ONLY	18- 5	28	10- 0	336	168	150	150	20	20	
DIV. I NON-CONF.	6- 4	127	0- 0	344	96	241	241	21	21	
TOTALS	RPI 1-25	RPI 26-50	W-L RECORDS	RPI 51-100	RPI 101-150	RPI 150+				
18- 5	0- 0	0- 2	OVERALL	0- 0	1- 2	17- 1				
10- 1	0- 0	0- 0	HOME	0- 0	1- 1	9- 0				
8- 2	0- 0	0- 1	AWAY	0- 0	0- 0	8- 1				
0- 2	0- 0	0- 1	NEUTRAL	0- 0	0- 1	0- 0				
6- 4	0- 0	0- 1	NON-CONFERENCE	0- 0	0- 2	6- 1				
3- 1	0- 0	0- 0	HOME	0- 0	0- 1	3- 0				
3- 1	0- 0	0- 0	AWAY	0- 0	0- 0	3- 1				
0- 2	0- 0	0- 1	NEUTRAL	0- 0	0- 1	0- 0				
12- 1	0- 0	0- 1	CONFERENCE	0- 0	1- 0	11- 0				
7- 0	0- 0	0- 0	HOME	0- 0	1- 0	6- 0				
5- 1	0- 0	0- 1	AWAY	0- 0	0- 0	5- 0				
0- 0	0- 0	0- 0	NEUTRAL	0- 0	0- 0	0- 0				

RPI 1-25			RPI 26-50			RPI 51-100			RPI 101+ Team's RPI: 150		
RPI	S	Opponent	Score	RPI	S	Opponent	Score	RPI	S	Opponent	Score
				34	A	Green Bay	41 62	105	H	Kent St.	69 79
				49	N	Georgetown	60 67	106	N	Clemson	51 75
								138	H	Detroit	77 69
								166	A	Oakland	73 61
								166	H	Oakland	84 66
								172	A	Milwaukee	69 51
								185	H	Cleveland St.	84 63
								186	A	Illinois	72 76
								213	H	Miami (OH)	65 57
								257	A	Tennessee Tech	65 54
								282	A	Northern Ky.	70 63
								282	H	Northern Ky.	67 47
								302	H	Eastern Ky.	85 73
								310	A	Eastern Ill.	71 61
								311	A	Valparaiso	65 52
								311	H	Valparaiso	63 48
								314	H	Youngstown St.	71 58
								324	H	Fort Wayne	62 51
								325	A	Ill.-Chicago	73 54
								325	H	Ill.-Chicago	62 51
								334	A	Chicago St.	71 65
LAST 12 Division I GAMES:											
				325	H	Ill.-Chicago	62 51	325	A	Ill.-Chicago	73 54
				311	H	Valparaiso	63 48	166	A	Oakland	73 61
				282	H	Northern Ky.	67 47	282	A	Northern Ky.	70 63
				166	H	Oakland	84 66	185	H	Cleveland St.	84 63
				138	H	Detroit	77 69	314	H	Youngstown St.	71 58
				311	A	Valparaiso	65 52	34	A	Green Bay	41 62

Non-Div I Games: Grace (IN) 87 56 Cincinnati Christia 85 61

Wright St.

## Wyoming

Through Games Of Feb. 14, 2017

Average RPI Win:	220	WON-LOST	WINNING	LAST 10	STRENGTH OF	OPP. STRENGTH	TEAM	ADJ.	CONF.	ADJ CONF.
Average RPI Loss:	91	RECORD	PCT. RANK	GAMES	SCHEDULE	OF SCHEDULE	RPI	RPI	RPI	RPI
DIV. I ONLY	16- 6	58	7- 3	231	127	100	100	13	13	
DIV. I NON-CONF.	6- 3	97	0- 0	265	152	147	147	15	15	
TOTALS	RPI 1-25	RPI 26-50	W-L RECORDS	RPI 51-100	RPI 101-150	RPI 150+				
16- 6	0- 0	0- 1	OVERALL	3- 3	1- 1	12- 1				
11- 1	0- 0	0- 0	HOME	2- 0	1- 1	8- 0				
5- 5	0- 0	0- 1	AWAY	1- 3	0- 0	4- 1				
0- 0	0- 0	0- 0	NEUTRAL	0- 0	0- 0	0- 0				
6- 3	0- 0	0- 1	NON-CONFERENCE	2- 1	0- 1	4- 0				
4- 1	0- 0	0- 0	HOME	1- 0	0- 1	3- 0				
2- 2	0- 0	0- 1	AWAY	1- 1	0- 0	1- 0				
0- 0	0- 0	0- 0	NEUTRAL	0- 0	0- 0	0- 0				
10- 3	0- 0	0- 0	CONFERENCE	1- 2	1- 0	8- 1				
7- 0	0- 0	0- 0	HOME	1- 0	1- 0	5- 0				
3- 3	0- 0	0- 0	AWAY	0- 2	0- 0	3- 1				
0- 0	0- 0	0- 0	NEUTRAL	0- 0	0- 0	0- 0				

RPI 1-25				RPI 26-50				RPI 51-100				Team's RPI: 100	RPI 101+			
RPI	S	Opponent	Score	RPI	S	Opponent	Score	RPI	S	Opponent	Score		RPI	S	Opponent	Score
				38	A	Drake	50 63	52	A	Michigan St.	51 63		124	H	Idaho	71 74
								68	H	South Dakota	69 62		149	H	New Mexico	68 52
								81	A	Colorado	82 75		157	A	Fresno St.	47 52
								84	A	UNLV	46 51		157	H	Fresno St.	70 48
								84	H	UNLV	79 57		178	A	Utah St.	71 48
								88	A	Boise St.	54 64		178	H	Utah St.	59 40
													200	H	San Jose St.	89 60
													275	H	San Diego St.	80 67
													284	A	Nevada	72 59
													287	H	Southern Utah	68 48
													295	H	Denver	59 49
													309	A	Air Force	66 54
													309	H	Air Force	73 41
													326	A	Montana	67 42
													341	H	Cal St. Fullerton	61 26
LAST 12 Division I GAMES:																
				178	H	Utah St.	59 40	149	H	New Mexico	68 52					
				157	A	Fresno St.	47 52	200	H	San Jose St.	89 60					
				309	H	Air Force	73 41	284	A	Nevada	72 59					
				275	H	San Diego St.	80 67	178	A	Utah St.	71 48					
				88	A	Boise St.	54 64	157	H	Fresno St.	70 48					
				84	A	UNLV	46 51	84	H	UNLV	79 57					

Non-Div I Games: Adams St. 79 40 Chadron St. 74 50

Wyoming

Loss, Non-Conf, S Site, H Home A Away N Neutral

Average RPI Win:	226	WON-LOST	WINNING	LAST 10	STRENGTH OF	OPP. STRENGTH	TEAM	ADJ.	CONF.	ADJ CONF.
Average RPI Loss:	74	RECORD	PCT. RANK	GAMES	SCHEDULE	OF SCHEDULE	RPI	RPI	RPI	RPI
DIV. I ONLY	11- 14	208	1- 9	114	84	181	181	7	7	
DIV. I NON-CONF.	8- 3	67	0- 0	193	256	107	107	7	7	
TOTALS	RPI 1-25	RPI 26-50	W-L RECORDS	RPI 51-100	RPI 101-150	RPI 150+				
11- 14	0- 4	1- 4	OVERALL	0- 3	1- 1	9- 2				
7- 6	0- 1	1- 3	HOME	0- 1	0- 0	6- 1				
3- 6	0- 2	0- 1	AWAY	0- 2	1- 0	2- 1				
1- 2	0- 1	0- 0	NEUTRAL	0- 0	0- 1	1- 0				
8- 3	0- 1	1- 0	NON-CONFERENCE	0- 1	1- 1	6- 0				
6- 0	0- 0	1- 0	HOME	0- 0	0- 0	5- 0				
1- 1	0- 0	0- 0	AWAY	0- 1	1- 0	0- 0				
1- 2	0- 1	0- 0	NEUTRAL	0- 0	0- 1	1- 0				
3- 11	0- 3	0- 4	CONFERENCE	0- 2	0- 0	3- 2				
1- 6	0- 1	0- 3	HOME	0- 1	0- 0	1- 1				
2- 5	0- 2	0- 1	AWAY	0- 1	0- 0	2- 1				
0- 0	0- 0	0- 0	NEUTRAL	0- 0	0- 0	0- 0				

RPI	S	Opponent	Score	RPI	S	Opponent	Score	RPI	S	Opponent	Score	RPI	S	Opponent	Score	Team's RPI: 181
17	N	Oklahoma	69 81	31	H	Michigan	61 58	69	A	Wake Forest	45 58	120	N	Southern Miss.	59 73	
19	A	DePaul	69 85	43	A	Marquette	61 85	73	A	St. John's (NY)	55 64	143	A	Cincinnati	72 61	
19	H	DePaul	43 70	43	H	Marquette	71 86	73	H	St. John's (NY)	48 65	167	A	Providence	54 51	
22	A	Creighton	52 63	49	H	Georgetown	64 69					197	A	Seton Hall	62 71	
				50	H	Villanova	47 72					197	H	Seton Hall	72 64	
LAST 12 Division I GAMES:																
43	H	Marquette	71 86	49	H	Georgetown	64 69									
19	H	DePaul	43 70	19	A	DePaul	69 85									
237	A	Butler	53 43	43	A	Marquette	61 85									
73	A	St. John's (NY)	55 64	237	H	Butler	62 65									
197	A	Seton Hall	62 71	197	H	Seton Hall	72 64									
50	H	Villanova	47 72	73	H	St. John's (NY)	48 65									

Non-Div I Games:

Xavier

■ Loss, 
■ Non-Conf, 
■ S Site, 
■ H Home 
■ A Away 
N Neutral

Y  
a  
l  
e

Y  
a  
l  
e

Yale

Page 348

Average RPI Win:	281	WON-LOST	WINNING	LAST 10	STRENGTH OF	OPP. STRENGTH	TEAM	ADJ.	CONF.	ADJ CONF.
Average RPI Loss:	178	RECORD	PCT. RANK	GAMES	SCHEDULE	OF SCHEDULE	RPI	RPI	RPI	RPI
DIV. I ONLY	6- 17	295	3- 7	276	245	314	314	20	20	
DIV. I NON-CONF.	2- 7	284	0- 0	321	225	335	335	21	21	
TOTALS	RPI 1-25	RPI 26-50	W-L RECORDS	RPI 51-100	RPI 101-150	RPI 150+				
6- 17	0- 0	0- 2	OVERALL	0- 0	0- 4	6- 11				
4- 5	0- 0	0- 1	HOME	0- 0	0- 1	4- 3				
1- 12	0- 0	0- 1	AWAY	0- 0	0- 3	1- 8				
1- 0	0- 0	0- 0	NEUTRAL	0- 0	0- 0	1- 0				
2- 7	0- 0	0- 0	NON-CONFERENCE	0- 0	0- 2	2- 5				
1- 3	0- 0	0- 0	HOME	0- 0	0- 1	1- 2				
0- 4	0- 0	0- 0	AWAY	0- 0	0- 1	0- 3				
1- 0	0- 0	0- 0	NEUTRAL	0- 0	0- 0	1- 0				
4- 10	0- 0	0- 2	CONFERENCE	0- 0	0- 2	4- 6				
3- 2	0- 0	0- 1	HOME	0- 0	0- 0	3- 1				
1- 8	0- 0	0- 1	AWAY	0- 0	0- 2	1- 5				
0- 0	0- 0	0- 0	NEUTRAL	0- 0	0- 0	0- 0				

RPI S	Opponent	Score	RPI S	Opponent	Score	RPI S	Opponent	Score	RPI S	Opponent	Score	Team's RPI: 314
			34 A Green Bay	41 75					105 A Kent St.	60 75		
			34 H Green Bay	51 84					128 H Cornell	75 80		
									138 A Detroit	63 80		
									150 A Wright St.	58 71		
									154 A Pittsburgh	50 63		
									166 A Oakland	54 80		
									172 A Milwaukee	82 86		
									172 H Milwaukee	74 78		
									185 A Cleveland St.	68 71		
									185 H Cleveland St.	92 67		
									190 H American	64 77		
									226 H Akron	74 76		
									255 H Saint Francis (PA)	69 68		
									267 A Hawaii	50 72		
									282 A Northern Ky.	81 87		
									286 N Sacramento St.	102 94		
									305 A Northern Ariz.	49 70		
									311 A Valparaiso	60 77		
									311 H Valparaiso	76 70		
									325 A Ill.-Chicago	65 59		
									325 H Ill.-Chicago	70 54		
LAST 12 Division I GAMES:												
			34 A Green Bay	41 75			166 A Oakland	54 80				
			172 A Milwaukee	82 86			138 A Detroit	63 80				
			325 A Ill.-Chicago	65 59			185 H Cleveland St.	92 67				
			311 A Valparaiso	60 77			311 H Valparaiso	76 70				
			172 H Milwaukee	74 78			325 H Ill.-Chicago	70 54				
			34 H Green Bay	51 84			282 A Northern Ky.	81 87				

Non-Div I Games: Point Park 84 71 Tiffin 84 62

Youngstown St.

Loss, Non-Conf, S Site, H Home A Away N Neutral