

Average RPI Win:	261	WON-LOST	WINNING	LAST 10	STRENGTH OF	OPP. STRENGTH	TEAM	ADJ.	CONF.	ADJ CONF.
Average RPI Loss:	136	RECORD	PCT. RANK	GAMES	SCHEDULE	OF SCHEDULE	RPI	RPI	RPI	RPI
DIV. I ONLY	13- 7	83	7-3	237	279	111	111	23	23	
DIV. I NON-CONF.	3- 4	201	0	227	200	169	169	23	23	
TOTALS	RPI 1-25	RPI 26-50	W-L RECORDS	RPI 51-100	RPI 101-150	RPI 150+				
13- 7	0- 2	0- 0	OVERALL	0- 2	1- 0	12- 3				
5- 1	0- 0	0- 0	HOME	0- 1	0- 0	5- 0				
7- 6	0- 2	0- 0	AWAY	0- 1	1- 0	6- 3				
1- 0	0- 0	0- 0	NEUTRAL	0- 0	0- 0	1- 0				
3- 4	0- 2	0- 0	NON-CONFERENCE	0- 0	0- 0	3- 2				
1- 0	0- 0	0- 0	HOME	0- 0	0- 0	1- 0				
1- 4	0- 2	0- 0	AWAY	0- 0	0- 0	1- 2				
1- 0	0- 0	0- 0	NEUTRAL	0- 0	0- 0	1- 0				
10- 3	0- 0	0- 0	CONFERENCE	0- 2	1- 0	9- 1				
4- 1	0- 0	0- 0	HOME	0- 1	0- 0	4- 0				
6- 2	0- 0	0- 0	AWAY	0- 1	1- 0	5- 1				
0- 0	0- 0	0- 0	NEUTRAL	0- 0	0- 0	0- 0				

RPI 1-25				RPI 26-50				RPI 51-100				RPI 101+ Team's RPI: 111			
RPI	S	Opponent	Score	RPI	S	Opponent	Score	RPI	S	Opponent	Score	RPI	S	Opponent	Score
4	A	Missouri St.	51 79					92	A	SFA	49 72	127	A	Abilene Christian	70 58
18	A	Texas A&M	48 85					92	H	SFA	44 66	155	A	New Orleans	83 53
												158	H	Sam Houston St.	57 54
												224	A	Southeastern La.	44 48
												225	H	Central Ark.	67 47
												247	A	South Alabama	82 83
												249	H	Lamar University	49 39
												277	A	Texas St.	48 57
												281	H	Nicholls St.	55 49
												288	A	Incarinate Word	64 38
												293	N	Prairie View	64 52
												314	A	UTRGV	59 54
												314	H	UTRGV	61 50
												318	A	Houston Baptist	75 65
												335	A	Northwestern St.	72 59
												337	A	McNeese	73 59
LAST 10 Division I															
				92	A	SFA	49 72			155	A	New Orleans	83 53		
				337	A	McNeese	73 59			249	H	Lamar University	49 39		
				318	A	Houston Baptist	75 65			127	A	Abilene Christian	70 58		
				158	H	Sam Houston St.	57 54			92	H	SFA	44 66		
				288	A	Incarinate Word	64 38			224	A	Southeastern La.	44 48		

Non-Div I Games: UNKNOWN 75 55 Huston-Tillotson 63 49 Texas Wesleyan 90 52

Average RPI Win: 243		WON-LOST	WINNING	LAST 10	STRENGTH OF	OPP. STRENGTH	TEAM	ADJ.	CONF.	ADJ CONF.
Average RPI Loss: 134		RECORD	PCT. RANK	GAMES	SCHEDULE	OF SCHEDULE	RPI	RPI	RPI	RPI
DIV. I ONLY		14- 4	38	7-3	311	231	127	127	23	23
DIV. I NON-CONF.		4- 1	51	0	274	66	66	66	23	23
TOTALS		RPI 1-25	RPI 26-50		W-L RECORDS		RPI 51-100	RPI 101-150	RPI 150+	
14- 4	0- 0	0- 1		OVERALL		0- 1	1- 1	13- 1		
7- 2	0- 0	0- 0		HOME		0- 0	0- 1	7- 1		
7- 2	0- 0	0- 1		AWAY		0- 1	1- 0	6- 0		
0- 0	0- 0	0- 0		NEUTRAL		0- 0	0- 0	0- 0		
4- 1	0- 0	0- 1		NON-CONFERENCE		0- 0	1- 0	3- 0		
2- 0	0- 0	0- 0		HOME		0- 0	0- 0	2- 0		
2- 1	0- 0	0- 1		AWAY		0- 0	1- 0	1- 0		
0- 0	0- 0	0- 0		NEUTRAL		0- 0	0- 0	0- 0		
10- 3	0- 0	0- 0		CONFERENCE		0- 1	0- 1	10- 1		
5- 2	0- 0	0- 0		HOME		0- 0	0- 1	5- 1		
5- 1	0- 0	0- 0		AWAY		0- 1	0- 0	5- 0		
0- 0	0- 0	0- 0		NEUTRAL		0- 0	0- 0	0- 0		

RPI 1-25				RPI 26-50				RPI 51-100				RPI 101+ Team's RPI: 127			
RPI	S	Opponent	Score	RPI	S	Opponent	Score	RPI	S	Opponent	Score	RPI	S	Opponent	Score
				45	A	Oklahoma	65 78	92	A	SFA	59 69	111	H	A&M-Corpus Christi	58 70
												145	A	Portland	76 69
												155	H	New Orleans	76 62
												158	A	Sam Houston St.	81 73
												160	A	Wright St.	83 64
												224	H	Southeastern La.	61 53
												225	A	Central Ark.	74 64
												244	H	Tulsa	73 63
												249	A	Lamar University	75 49
												249	H	Lamar University	78 72
												281	A	Nicholls St.	95 84
												288	H	Incarnate Word	70 71
												318	H	Houston Baptist	71 54
												325	H	New Mexico St.	67 54
												335	H	Northwestern St.	84 69
												337	A	McNeese	90 73
EAST 10 Division I															
				318	H	Houston Baptist	71 54	225	A	Central Ark.	74 64				
				249	A	Lamar University	75 49	158	A	Sam Houston St.	81 73				
				335	H	Northwestern St.	84 69	224	H	Southeastern La.	61 53				
				288	H	Incarnate Word	70 71	111	H	A&M-Corpus Christi	58 70				
				92	A	SFA	59 69	337	A	McNeese	90 73				

Non-Div I Games:	Howard Payne	96	38	Schreiner	110	37	Southwest (NM)	104	52	McMurry	111	43	Abilene Christian
------------------	--------------	----	----	-----------	-----	----	----------------	-----	----	---------	-----	----	-------------------

Loss, Non-Conf, S Site, H Home A Away N Neutral

Average RPI Win:	278	WON-LOST	WINNING	LAST 10	STRENGTH OF	OPP. STRENGTH	TEAM	ADJ.	CONF.	ADJ CONF.
Average RPI Loss:	183	RECORD	PCT. RANK	GAMES	SCHEDULE	OF SCHEDULE	RPI	RPI	RPI	RPI
DIV. I ONLY	4- 19	320	2-8	230	228	312	312	17	17	
DIV. I NON-CONF.	1- 9	326	0	259	241	338	338	22	22	
TOTALS	RPI 1-25	RPI 26-50	W-L RECORDS	RPI 51-100	RPI 101-150	RPI 150+				
4- 19	0- 0	0- 2	OVERALL	0- 1	0- 5	4- 11				
1- 10	0- 0	0- 0	HOME	0- 0	0- 4	1- 6				
3- 9	0- 0	0- 2	AWAY	0- 1	0- 1	3- 5				
0- 0	0- 0	0- 0	NEUTRAL	0- 0	0- 0	0- 0				
1- 9	0- 0	0- 2	NON-CONFERENCE	0- 0	0- 2	1- 5				
1- 3	0- 0	0- 0	HOME	0- 0	0- 2	1- 1				
0- 6	0- 0	0- 2	AWAY	0- 0	0- 0	0- 4				
0- 0	0- 0	0- 0	NEUTRAL	0- 0	0- 0	0- 0				
3- 10	0- 0	0- 0	CONFERENCE	0- 1	0- 3	3- 6				
0- 7	0- 0	0- 0	HOME	0- 0	0- 2	0- 5				
3- 3	0- 0	0- 0	AWAY	0- 1	0- 1	3- 1				
0- 0	0- 0	0- 0	NEUTRAL	0- 0	0- 0	0- 0				

RPI S	Opponent	Score	RPI S	Opponent	Score	RPI S	Opponent	Score	RPI S	Opponent	Score	Team's RPI: 312
29	A Arizona St.	56 87	53	A Fresno St.	52 61	109	H San Diego	59 70				
47	A Tennessee	54 81				126	A Boise St.	61 70				
						126	H Boise St.	69 74				
						145	H Portland	56 72				
						146	H San Jose St.	60 68				
						179	H UNLV	60 67				
						203	H Wyoming	63 65				
						208	H New Mexico	53 75				
						222	A Northern Colo.	62 72				
						241	A Cal St. Fullerton	70 79				
						243	A San Diego St.	51 49				
						248	A Nevada	68 61				
						248	H Nevada	67 71				
						253	A Colorado St.	40 60				
						262	A Long Beach St.	68 74				
						290	A Utah St.	62 45				
						290	H Utah St.	52 53				
						297	A Navy	59 67				
						302	H Army West Point	66 68				
						329	H NJIT	68 48				
LAST 10 Division I												
126	H Boise St.	69 74	290	H Utah St.	52 53							
243	A San Diego St.	51 49	253	A Colorado St.	40 60							
248	H Nevada	67 71	126	A Boise St.	61 70							
53	A Fresno St.	52 61	208	H New Mexico	53 75							
146	H San Jose St.	60 68	290	A Utah St.	62 45							

Non-Div I Games: Neb. Wesleyan 93 42

Air Force

■ Loss,
 ■ Non-Conf, S Site,
 ■ Home
 ■ Away
 N Neutral

Average RPI Win: 246	WON-LOST	WINNING	LAST 10	STRENGTH OF	OPP. STRENGTH	TEAM	ADJ.	CONF.	ADJ CONF.
Average RPI Loss: 109	RECORD	PCT. RANK	GAMES	SCHEDULE	OF SCHEDULE	RPI	RPI	RPI	RPI
DIV. I ONLY	10- 12	205	3-7	155	173	200	200	10	10
DIV. I NON-CONF.	7- 4	100	0	209	323	145	145	10	10
TOTALS	RPI 1-25	RPI 26-50	W-L RECORDS	RPI 51-100	RPI 101-150	RPI 150+			
10- 12	0- 1	0- 2	OVERALL	0- 2	1- 2	9- 5			
5- 6	0- 1	0- 1	HOME	0- 0	1- 2	4- 2			
3- 6	0- 0	0- 1	AWAY	0- 2	0- 0	3- 3			
2- 0	0- 0	0- 0	NEUTRAL	0- 0	0- 0	2- 0			
7- 4	0- 0	0- 1	NON-CONFERENCE	0- 1	1- 1	6- 1			
3- 2	0- 0	0- 1	HOME	0- 0	1- 1	2- 0			
2- 2	0- 0	0- 0	AWAY	0- 1	0- 0	2- 1			
2- 0	0- 0	0- 0	NEUTRAL	0- 0	0- 0	2- 0			
3- 8	0- 1	0- 1	CONFERENCE	0- 1	0- 1	3- 4			
2- 4	0- 1	0- 0	HOME	0- 0	0- 1	2- 2			
1- 4	0- 0	0- 1	AWAY	0- 1	0- 0	1- 2			
0- 0	0- 0	0- 0	NEUTRAL	0- 0	0- 0	0- 0			

RPI S	Opponent	Score	RPI S	Opponent	Score	RPI S	Opponent	Score	RPI S	Opponent	Score	Team's RPI: 200
17	H Central Mich.	72 77	35	H Michigan	71 80	64	A Ball St.	52 60	105	H Kent St.	55 60	
			48	A Ohio	57 70	95	A Butler	55 76	107	H Duquesne	63 88	
									143	H N.C. A&T	64 52	
									153	A Toledo	61 65	
									156	H Eastern Mich.	88 81	
									165	A Western Mich.	71 79	
									165	H Western Mich.	51 56	
									167	H Northern Ill.	65 70	
									177	H Miami (OH)	70 62	
									188	A Cleveland St.	62 66	
									245	H Youngstown St.	91 62	
									254	N Morgan St.	52 45	
									261	A Bowling Green	76 73	
									270	N Denver	88 72	
									291	A St. Bonaventure	63 54	
									328	A Detroit Mercy	81 60	
									332	H Purdue Fort Wayne	64 53	
LAST 10 Division I												
105	H Kent St.	55 60	177	H Miami (OH)	70 62							
64	A Ball St.	52 60	167	H Northern Ill.	65 70							
156	H Eastern Mich.	88 81	153	A Toledo	61 65							
48	A Ohio	57 70	261	A Bowling Green	76 73							
165	A Western Mich.	71 79	165	H Western Mich.	51 56							

Non-Div I Games:

Akron

 Loss,
 Non-Conf, S Site,
 Home
 Away
N Neutral

Alabama

Through Games Of Feb. 13, 2020

Average RPI Win:	168	WON-LOST	WINNING	LAST 10	STRENGTH OF	OPP. STRENGTH	TEAM	ADJ.	CONF.	ADJ CONF.
Average RPI Loss:	46	RECORD	PCT. RANK	GAMES	SCHEDULE	OF SCHEDULE	RPI	RPI	RPI	RPI
DIV. I ONLY	14- 10	119	4-6	32	64	71	71	4	4	
DIV. I NON-CONF.	10- 3	57	0	110	160	67	67	5	5	
TOTALS	RPI 1-25	RPI 26-50	W-L RECORDS	RPI 51-100	RPI 101-150	RPI 150+				
14- 10	0- 3	0- 5	OVERALL	3- 1	5- 0	6- 1				
8- 6	0- 2	0- 3	HOME	2- 0	3- 0	3- 1				
5- 3	0- 1	0- 2	AWAY	0- 0	2- 0	3- 0				
1- 1	0- 0	0- 0	NEUTRAL	1- 1	0- 0	0- 0				
10- 3	0- 0	0- 1	NON-CONFERENCE	3- 1	2- 0	5- 1				
6- 2	0- 0	0- 1	HOME	2- 0	1- 0	3- 1				
3- 0	0- 0	0- 0	AWAY	0- 0	1- 0	2- 0				
1- 1	0- 0	0- 0	NEUTRAL	1- 1	0- 0	0- 0				
4- 7	0- 3	0- 4	CONFERENCE	0- 0	3- 0	1- 0				
2- 4	0- 2	0- 2	HOME	0- 0	2- 0	0- 0				
2- 3	0- 1	0- 2	AWAY	0- 0	1- 0	1- 0				
0- 0	0- 0	0- 0	NEUTRAL	0- 0	0- 0	0- 0				

RPI 1-25				RPI 26-50				RPI 51-100 Team's RPI: 71				RPI 101+			
RPI	S	Opponent	Score	RPI	S	Opponent	Score	RPI	S	Opponent	Score	RPI	S	Opponent	Score
2	H	South Carolina	78 93	27	A	Kentucky	62 66	59	N	UNI	87 77	106	H	Vanderbilt	98 61
18	H	Texas A&M	74 79	27	H	Kentucky	71 81	78	N	Southern California	57 60	117	H	Bethune-Cookman	60 49
23	A	LSU	60 71	38	H	Arkansas	48 66	94	H	North Carolina	83 77	119	A	Auburn	75 48
				44	H	Iowa St.	66 75	96	H	Colgate	72 52	119	H	Auburn	68 64
				47	A	Tennessee	63 65					148	A	Tulane	66 56
												159	H	Hampton	61 64
												207	A	Clemson	67 54
												220	H	Radford	85 51
												224	H	Southeastern La.	87 50
												247	A	South Alabama	74 62
												282	A	Ole Miss	57 56
												316	H	Mercer	111 56
LAST 10 Division I															
119	H	Auburn	68 64	18	H	Texas A&M	74 79								
27	A	Kentucky	62 66	47	A	Tennessee	63 65								
282	A	Ole Miss	57 56	119	A	Auburn	75 48								
38	H	Arkansas	48 66	27	H	Kentucky	71 81								
106	H	Vanderbilt	98 61	2	H	South Carolina	78 93								

Non-Div I Games:

Alabama

■ Loss,
 ■ Non-Conf, S Site,
 ■ Home
 ■ Away
 N Neutral

Average RPI Win:	316	WON-LOST	WINNING	LAST 10	STRENGTH OF	OPP. STRENGTH	TEAM	ADJ.	CONF.	ADJ CONF.
Average RPI Loss:	173	RECORD	PCT. RANK	GAMES	SCHEDULE	OF SCHEDULE	RPI	RPI	RPI	RPI
DIV. I ONLY	11- 11	172	7-3	346	345	270	270	32	32	
DIV. I NON-CONF.	4- 7	225	0	223	301	211	211	31	31	
TOTALS	RPI 1-25	RPI 26-50	W-L RECORDS	RPI 51-100	RPI 101-150	RPI 150+				
11- 11	0- 0	0- 0	OVERALL	0- 2	0- 3	11- 6				
3- 3	0- 0	0- 0	HOME	0- 0	0- 2	3- 1				
7- 7	0- 0	0- 0	AWAY	0- 2	0- 1	7- 4				
1- 1	0- 0	0- 0	NEUTRAL	0- 0	0- 0	1- 1				
4- 7	0- 0	0- 0	NON-CONFERENCE	0- 2	0- 2	4- 3				
0- 2	0- 0	0- 0	HOME	0- 0	0- 1	0- 1				
4- 4	0- 0	0- 0	AWAY	0- 2	0- 1	4- 1				
0- 1	0- 0	0- 0	NEUTRAL	0- 0	0- 0	0- 1				
7- 4	0- 0	0- 0	CONFERENCE	0- 0	0- 1	7- 3				
3- 1	0- 0	0- 0	HOME	0- 0	0- 1	3- 0				
3- 3	0- 0	0- 0	AWAY	0- 0	0- 0	3- 3				
1- 0	0- 0	0- 0	NEUTRAL	0- 0	0- 0	1- 0				

RPI 1-25				RPI 26-50				RPI 51-100				RPI 101+				Team's RPI: 270	
RPI	S	Opponent	Score	RPI	S	Opponent	Score	RPI	S	Opponent	Score	RPI	S	Opponent	Score		
								81	A	Nebraska	46	68	114	H	Texas Southern	58	65
								82	A	Cincinnati	47	62	115	H	North Florida	64	73
												149	A	Memphis	71	79	
												152	N	North Ala.	65	80	
												157	A	Jackson St.	53	67	
												182	H	Austin Peay	61	67	
												237	A	Southern U.	46	55	
												243	A	San Diego St.	61	53	
												270	A	Denver	86	83	
												292	A	California Baptist	55	60	
												293	H	Prairie View	54	44	
												309	A	Georgia St.	67	52	
												322	N	Alabama St.	75	48	
												327	A	Alcorn	74	67	
												333	A	Ark.-Pine Bluff	65	52	
												333	H	Ark.-Pine Bluff	74	55	
												344	A	Florida A&M	77	53	
												347	A	Grambling	59	69	
												351	A	Mississippi Val.	75	45	
												351	H	Mississippi Val.	68	48	
LAST 10 Division I																	
				351	A	Mississippi Val.	75	45	327	A	Alcorn	74	67				
				333	A	Ark.-Pine Bluff	65	52	322	N	Alabama St.	75	48				
				293	H	Prairie View	54	44	351	H	Mississippi Val.	68	48				
				114	H	Texas Southern	58	65	333	H	Ark.-Pine Bluff	74	55				
				237	A	Southern U.	46	55	157	A	Jackson St.	53	67				

Non-Div I Games:

Alabama A&M

■ Loss,
 ■ Non-Conf,
 ■ S Site,
 ■ Home
 ■ A Away
 N Neutral

Average RPI Win:	332	WON-LOST	WINNING	LAST 10	STRENGTH OF	OPP. STRENGTH	TEAM	ADJ.	CONF.	ADJ CONF.
Average RPI Loss:	184	RECORD	PCT. RANK	GAMES	SCHEDULE	OF SCHEDULE	RPI	RPI	RPI	RPI
DIV. I ONLY	5- 15	303	4-6	338	305	322	322	32	32	
DIV. I NON-CONF.	1- 8	322	0	96	50	286	286	31	31	
TOTALS	RPI 1-25	RPI 26-50	W-L RECORDS	RPI 51-100	RPI 101-150	RPI 150+				
5- 15	0- 2	0- 0	OVERALL	0- 1	0- 2	5- 10				
2- 5	0- 0	0- 0	HOME	0- 0	0- 1	2- 4				
3- 9	0- 2	0- 0	AWAY	0- 1	0- 1	3- 5				
0- 1	0- 0	0- 0	NEUTRAL	0- 0	0- 0	0- 1				
1- 8	0- 2	0- 0	NON-CONFERENCE	0- 1	0- 1	1- 4				
1- 2	0- 0	0- 0	HOME	0- 0	0- 0	1- 2				
0- 6	0- 2	0- 0	AWAY	0- 1	0- 1	0- 2				
0- 0	0- 0	0- 0	NEUTRAL	0- 0	0- 0	0- 0				
4- 7	0- 0	0- 0	CONFERENCE	0- 0	0- 1	4- 6				
1- 3	0- 0	0- 0	HOME	0- 0	0- 1	1- 2				
3- 3	0- 0	0- 0	AWAY	0- 0	0- 0	3- 3				
0- 1	0- 0	0- 0	NEUTRAL	0- 0	0- 0	0- 1				

RPI 1-25				RPI 26-50				RPI 51-100				RPI 101+ Team's RPI: 322			
RPI	S	Opponent	Score	RPI	S	Opponent	Score	RPI	S	Opponent	Score	RPI	S	Opponent	Score
2	A	South Carolina	43 103					58	A	South Fla.	29 80	114	H	Texas Southern	54 81
19	A	DePaul	76 105									141	A	Wisconsin	67 85
												152	H	North Ala.	60 81
												157	A	Jackson St.	62 94
												173	H	Samford	48 83
												207	A	Clemson	43 76
												237	A	Southern U.	47 69
												270	N	Alabama A&M	48 75
												278	H	Jacksonville St.	68 63
												282	A	Ole Miss	66 93
												293	H	Prairie View	59 62
												327	A	Alcorn	63 73
												333	A	Ark.-Pine Bluff	68 65
												333	H	Ark.-Pine Bluff	62 73
												347	A	Grambling	73 59
												351	A	Mississippi Val.	66 61
												351	H	Mississippi Val.	77 64
LAST 10 Division I															
333	A	Ark.-Pine Bluff	68 65	237	A	Southern U.	47 69								
351	A	Mississippi Val.	66 61	270	N	Alabama A&M	48 75								
114	H	Texas Southern	54 81	333	H	Ark.-Pine Bluff	62 73								
293	H	Prairie View	59 62	351	H	Mississippi Val.	77 64								
327	A	Alcorn	63 73	347	A	Grambling	73 59								

Non-Div I Games: Mobile 76 66 Paine 84 58

Alabama St.

■ Loss,
 ■ Non-Conf,
 ■ S Site,
 ■ Home
 ■ A Away
 N Neutral

Albany (NY)

Through Games Of Feb. 13, 2020

Average RPI Win: 288	WON-LOST	WINNING	LAST 10	STRENGTH OF	OPP. STRENGTH	TEAM	ADJ.	CONF.	ADJ CONF.
Average RPI Loss: 201	RECORD	PCT. RANK	GAMES	SCHEDULE	OF SCHEDULE	RPI	RPI	RPI	RPI
DIV. I ONLY	8- 15	263	4-6	328	312	311	311	27	27
DIV. I NON-CONF.	3- 9	279	0	321	275	322	322	27	27
TOTALS	RPI 1-25	RPI 26-50	W-L RECORDS	RPI 51-100	RPI 101-150	RPI 150+			
8- 15	0- 0	0- 0	OVERALL	0- 3	0- 2	8- 10			
5- 7	0- 0	0- 0	HOME	0- 1	0- 2	5- 4			
3- 8	0- 0	0- 0	AWAY	0- 2	0- 0	3- 6			
0- 0	0- 0	0- 0	NEUTRAL	0- 0	0- 0	0- 0			
3- 9	0- 0	0- 0	NON-CONFERENCE	0- 2	0- 2	3- 5			
1- 5	0- 0	0- 0	HOME	0- 0	0- 2	1- 3			
2- 4	0- 0	0- 0	AWAY	0- 2	0- 0	2- 2			
0- 0	0- 0	0- 0	NEUTRAL	0- 0	0- 0	0- 0			
5- 6	0- 0	0- 0	CONFERENCE	0- 1	0- 0	5- 5			
4- 2	0- 0	0- 0	HOME	0- 1	0- 0	4- 1			
1- 4	0- 0	0- 0	AWAY	0- 0	0- 0	1- 4			
0- 0	0- 0	0- 0	NEUTRAL	0- 0	0- 0	0- 0			

RPI 1-25				RPI 26-50				RPI 51-100				RPI 101+				Team's RPI: 311
RPI	S	Opponent	Score	RPI	S	Opponent	Score	RPI	S	Opponent	Score	RPI	S	Opponent	Score	
								66	H	Stony Brook	53 73	131	H	Boston U.	58 60	
								67	A	Marist	52 76	139	H	Cornell	51 71	
								72	A	Syracuse	53 75	164	H	Columbia	82 78	
												168	H	Lafayette	47 54	
												174	A	Binghamton	42 58	
												174	H	Binghamton	56 53	
												219	A	Maine	49 60	
												226	A	UMass Lowell	51 53	
												269	H	New Hampshire	47 48	
												275	A	Siena	46 52	
												280	H	Monmouth	41 53	
												294	H	UMBC	56 51	
												299	A	Vermont	36 52	
												299	H	Vermont	58 49	
												313	H	St. Francis Brooklyn	41 49	
												315	A	Bryant	55 68	
												334	A	Canisius	70 53	
												345	A	Central Conn. St.	73 63	
												348	A	Hartford	68 63	
												348	H	Hartford	63 40	
LAST 10 Division I																
				348	H	Hartford	63 40					226	A	UMass Lowell	51 53	
				174	A	Binghamton	42 58					66	H	Stony Brook	53 73	
				299	A	Vermont	36 52					269	H	New Hampshire	47 48	
				294	H	UMBC	56 51					219	A	Maine	49 60	
				348	A	Hartford	68 63					174	H	Binghamton	56 53	

Non-Div I Games: FDU-Florham 81 21

Albany (NY)

Loss, Non-Conf, S Site, H Home A Away N Neutral

Average RPI Win: 333	WON-LOST	WINNING	LAST 10	STRENGTH OF	OPP. STRENGTH	TEAM	ADJ.	CONF.	ADJ CONF.
Average RPI Loss: 206	RECORD	PCT. RANK	GAMES	SCHEDULE	OF SCHEDULE	RPI	RPI	RPI	RPI
DIV. I ONLY	7- 14	269	4-6	350	328	327	327	32	32
DIV. I NON-CONF.	2- 8	295	0	335	236	333	333	31	31
TOTALS	RPI 1-25	RPI 26-50	W-L RECORDS	RPI 51-100	RPI 101-150	RPI 150+			
7- 14	0- 0	0- 0	OVERALL	0- 1	0- 3	7- 10			
3- 3	0- 0	0- 0	HOME	0- 0	0- 1	3- 2			
4- 9	0- 0	0- 0	AWAY	0- 1	0- 2	4- 6			
0- 2	0- 0	0- 0	NEUTRAL	0- 0	0- 0	0- 2			
2- 8	0- 0	0- 0	NON-CONFERENCE	0- 1	0- 2	2- 5			
1- 1	0- 0	0- 0	HOME	0- 0	0- 1	1- 0			
1- 5	0- 0	0- 0	AWAY	0- 1	0- 1	1- 3			
0- 2	0- 0	0- 0	NEUTRAL	0- 0	0- 0	0- 2			
5- 6	0- 0	0- 0	CONFERENCE	0- 0	0- 1	5- 5			
2- 2	0- 0	0- 0	HOME	0- 0	0- 0	2- 2			
3- 4	0- 0	0- 0	AWAY	0- 0	0- 1	3- 3			
0- 0	0- 0	0- 0	NEUTRAL	0- 0	0- 0	0- 0			

RPI S	Opponent	Score	RPI S	Opponent	Score	RPI S	Opponent	Score	RPI S	Opponent	Score	Team's RPI: 327
						92 A	SFA	62 67	114 A	Texas Southern	70 105	
									118 H	UAB	65 86	
									149 A	Memphis	51 57	
									157 A	Jackson St.	66 76	
									157 H	Jackson St.	67 83	
									207 N	Clemson	46 77	
									213 A	UTEP	47 92	
									237 A	Southern U.	57 74	
									262 A	North Texas	31 67	
									270 H	Alabama A&M	67 74	
									277 A	Texas St.	59 67	
									282 N	Ole Miss	55 73	
									293 A	Prairie View	68 63	
									322 H	Alabama St.	73 63	
									333 A	Ark.-Pine Bluff	77 75	
									340 A	Tennessee St.	62 57	
									344 H	Florida A&M	58 42	
									347 A	Grambling	59 70	
									347 H	Grambling	80 54	
									351 A	Mississippi Val.	81 67	
LAST 10 Division I												
			347 A	Grambling	59 70		333 A	Ark.-Pine Bluff	77 75			
			157 A	Jackson St.	66 76		351 A	Mississippi Val.	81 67			
			237 A	Southern U.	57 74		347 H	Grambling	80 54			
			322 H	Alabama St.	73 63		157 H	Jackson St.	67 83			
			270 H	Alabama A&M	67 74		114 A	Texas Southern	70 105			

Non-Div I Games: Tougaloo 85 61 Louisiana Col. 86 50

Alcorn

Loss, Non-Conf, S Site, H Home A Away N Neutral

Average RPI Win: 194	WON-LOST	WINNING	LAST 10	STRENGTH OF	OPP. STRENGTH	TEAM	ADJ.	CONF.	ADJ CONF.
Average RPI Loss: 142	RECORD	PCT. RANK	GAMES	SCHEDULE	OF SCHEDULE	RPI	RPI	RPI	RPI
DIV. I ONLY	9- 13	233	4-6	150	141	199	199	15	15
DIV. I NON-CONF.	4- 6	212	0	198	83	212	212	16	16
TOTALS	RPI 1-25	RPI 26-50	W-L RECORDS	RPI 51-100	RPI 101-150	RPI 150+			
9- 13	0- 0	0- 1	OVERALL	2- 3	1- 4	6- 5			
6- 3	0- 0	0- 0	HOME	2- 1	0- 1	4- 1			
3- 9	0- 0	0- 1	AWAY	0- 2	1- 2	2- 4			
0- 1	0- 0	0- 0	NEUTRAL	0- 0	0- 1	0- 0			
4- 6	0- 0	0- 1	NON-CONFERENCE	1- 1	0- 1	3- 3			
3- 1	0- 0	0- 0	HOME	1- 1	0- 0	2- 0			
1- 4	0- 0	0- 1	AWAY	0- 0	0- 0	1- 3			
0- 1	0- 0	0- 0	NEUTRAL	0- 0	0- 1	0- 0			
5- 7	0- 0	0- 0	CONFERENCE	1- 2	1- 3	3- 2			
3- 2	0- 0	0- 0	HOME	1- 0	0- 1	2- 1			
2- 5	0- 0	0- 0	AWAY	0- 2	1- 2	1- 1			
0- 0	0- 0	0- 0	NEUTRAL	0- 0	0- 0	0- 0			

RPI S	Opponent	Score	RPI S	Opponent	Score	RPI S	Opponent	Score	RPI S	Opponent	Score
48	A Ohio	69 81	62	H Minnesota	53 70	122	N Buffalo	55 73			
			75	A Bucknell	43 68	129	A Lehigh	64 56			
			96	A Colgate	62 63	129	H Lehigh	63 64			
			96	H Colgate	63 61	130	A Holy Cross	59 72			
			97	H Villanova	76 54	131	A Boston U.	44 59			
						154	H George Washington	66 53			
						168	H Lafayette	52 67			
						180	A Towson	60 63			
						191	H High Point	56 48			
						220	A Radford	59 55			
						221	A Saint Joseph's	51 72			
						230	A George Mason	55 73			
						252	A Loyola Maryland	47 56			
						252	H Loyola Maryland	63 44			
						302	A Army West Point	67 62			
						302	H Army West Point	73 57			
LAST 10 Division I											
252	A Loyola Maryland	47 56	252	H Loyola Maryland	63 44						
302	A Army West Point	67 62	130	A Holy Cross	59 72						
168	H Lafayette	52 67	75	A Bucknell	43 68						
129	A Lehigh	64 56	129	H Lehigh	63 64						
96	A Colgate	62 63	302	H Army West Point	73 57						

Non-Div I Games:

American

■ Loss,
 ■ Non-Conf,
 ■ S Site,
 ■ Home
 ■ A Away
 N Neutral

Average RPI Win:	291	WON-LOST	WINNING	LAST 10	STRENGTH OF	OPP. STRENGTH	TEAM	ADJ.	CONF.	ADJ CONF.
Average RPI Loss:	140	RECORD	PCT. RANK	GAMES	SCHEDULE	OF SCHEDULE	RPI	RPI	RPI	RPI
DIV. I ONLY	8- 15	263	5-5	157	209	238	238	21	21	
DIV. I NON-CONF.	3- 8	268	0	138	210	239	239	20	20	
TOTALS	RPI 1-25	RPI 26-50	W-L RECORDS	RPI 51-100	RPI 101-150	RPI 150+				
8- 15	0- 1	0- 1	OVERALL	0- 2	0- 6	8- 5				
5- 4	0- 0	0- 0	HOME	0- 1	0- 1	5- 2				
2- 10	0- 1	0- 1	AWAY	0- 1	0- 4	2- 3				
1- 1	0- 0	0- 0	NEUTRAL	0- 0	0- 1	1- 0				
3- 8	0- 1	0- 1	NON-CONFERENCE	0- 0	0- 4	3- 2				
1- 2	0- 0	0- 0	HOME	0- 0	0- 0	1- 2				
1- 5	0- 1	0- 1	AWAY	0- 0	0- 3	1- 0				
1- 1	0- 0	0- 0	NEUTRAL	0- 0	0- 1	1- 0				
5- 7	0- 0	0- 0	CONFERENCE	0- 2	0- 2	5- 3				
4- 2	0- 0	0- 0	HOME	0- 1	0- 1	4- 0				
1- 5	0- 0	0- 0	AWAY	0- 1	0- 1	1- 3				
0- 0	0- 0	0- 0	NEUTRAL	0- 0	0- 0	0- 0				

RPI 1-25				RPI 26-50				RPI 51-100				RPI 101+ Team's RPI: 238			
RPI	S	Opponent	Score	RPI	S	Opponent	Score	RPI	S	Opponent	Score	RPI	S	Opponent	Score
2	A	South Carolina	50 92	35	A	Michigan	35 62	52	A	Troy	55 84	116	A	UT Arlington	44 63
								80	H	Coastal Caro.	53 80	116	H	UT Arlington	60 82
												117	N	Bethune-Cookman	44 61
												121	A	VCU	38 66
												137	A	Elon	66 67
												147	A	UNC Greensboro	47 54
												198	A	Little Rock	63 68
												212	H	Gardner-Webb	56 67
												242	A	Arkansas St.	58 76
												247	A	South Alabama	66 81
												247	H	South Alabama	71 59
												264	A	Wofford	54 51
												277	A	Texas St.	59 47
												277	H	Texas St.	73 65
												279	H	ETSU	61 67
												301	H	Ga. Southern	83 75
												309	H	Georgia St.	65 37
												316	H	Mercer	77 68
												334	N	Canisius	74 57
LAST 10 Division I															
247	H	South Alabama	71 59	198	A	Little Rock	63 68								
277	A	Texas St.	59 47	80	H	Coastal Caro.	53 80								
116	A	UT Arlington	44 63	242	A	Arkansas St.	58 76								
301	H	Ga. Southern	83 75	277	H	Texas St.	73 65								
309	H	Georgia St.	65 37	116	H	UT Arlington	60 82								

Non-Div I Games:

Appalachian St.

■ Loss,
■ Non-Conf, S Site,
■ Home
■ Away
N Neutral

Arizona

Through Games Of Feb. 13, 2020

Average RPI Win:	164	WON-LOST	WINNING	LAST 10	STRENGTH OF	OPP. STRENGTH	TEAM	ADJ.	CONF.	ADJ CONF.
Average RPI Loss:	6	RECORD	PCT. RANK	GAMES	SCHEDULE	OF SCHEDULE	RPI	RPI	RPI	RPI
DIV. I ONLY	19- 4	22	6-4	52	39	22	22	1	1	
DIV. I NON-CONF.	11- 0	1	0	332	270	80	80	1	1	
TOTALS	RPI 1-25	RPI 26-50	W-L RECORDS	RPI 51-100	RPI 101-150	RPI 150+				
19- 4	2- 4	3- 0	OVERALL	3- 0	1- 0	10- 0				
10- 2	1- 2	1- 0	HOME	1- 0	0- 0	7- 0				
9- 2	1- 2	2- 0	AWAY	2- 0	1- 0	3- 0				
0- 0	0- 0	0- 0	NEUTRAL	0- 0	0- 0	0- 0				
11- 0	0- 0	1- 0	NON-CONFERENCE	0- 0	0- 0	10- 0				
7- 0	0- 0	0- 0	HOME	0- 0	0- 0	7- 0				
4- 0	0- 0	1- 0	AWAY	0- 0	0- 0	3- 0				
0- 0	0- 0	0- 0	NEUTRAL	0- 0	0- 0	0- 0				
8- 4	2- 4	2- 0	CONFERENCE	3- 0	1- 0	0- 0				
3- 2	1- 2	1- 0	HOME	1- 0	0- 0	0- 0				
5- 2	1- 2	1- 0	AWAY	2- 0	1- 0	0- 0				
0- 0	0- 0	0- 0	NEUTRAL	0- 0	0- 0	0- 0				

RPI	S	Opponent	Score	RPI	S	Opponent	Score	RPI	S	Opponent	Score	RPI	S	Opponent	Score
1	A	Oregon	52 85	29	A	Arizona St.	58 53	78	A	Southern California	65 57	135	A	Washington	66 58
1	H	Oregon	64 71	29	H	Arizona St.	59 53	78	H	Southern California	73 57	171	A	Montana	77 42
7	A	UCLA	58 70	39	A	Texas	83 58	93	A	Washington St.	74 67	205	H	North Dakota	74 42
7	H	UCLA	92 66									206	H	Santa Clara	65 52
13	A	Oregon St.	65 58									213	A	UTEP	54 43
13	H	Oregon St.	61 63									276	H	UC Santa Barbara	61 42
												280	H	Monmouth	86 34
												289	H	UC Riverside	70 27
												293	H	Prairie View	83 48
												340	H	Tennessee St.	77 42
												350	A	Chicago St.	82 50
LAST 10 Division I															
13	A	Oregon St.	65 58	135	A	Washington	66 58								
1	A	Oregon	52 85	93	A	Washington St.	74 67								
78	H	Southern California	73 57	1	H	Oregon	64 71								
7	H	UCLA	92 66	13	H	Oregon St.	61 63								
29	H	Arizona St.	59 53	7	A	UCLA	58 70								

Non-Div I Games:

Arizona

Loss, Non-Conf, S Site, H Home A Away N Neutral

Average RPI Win:	152	WON-LOST	WINNING	LAST 10	STRENGTH OF	OPP. STRENGTH	TEAM	ADJ.	CONF.	ADJ CONF.
Average RPI Loss:	21	RECORD	PCT. RANK	GAMES	SCHEDULE	OF SCHEDULE	RPI	RPI	RPI	RPI
DIV. I ONLY	16- 8	71	6-4	16	14	29	29	1	1	
DIV. I NON-CONF.	10- 2	29	0	235	110	65	65	1	1	
TOTALS	RPI 1-25	RPI 26-50	W-L RECORDS	RPI 51-100	RPI 101-150	RPI 150+				
16- 8	2- 6	1- 1	OVERALL	5- 1	1- 0	7- 0				
10- 2	2- 2	1- 0	HOME	2- 0	0- 0	5- 0				
4- 5	0- 4	0- 0	AWAY	2- 1	1- 0	1- 0				
2- 1	0- 0	0- 1	NEUTRAL	1- 0	0- 0	1- 0				
10- 2	0- 0	1- 1	NON-CONFERENCE	2- 1	0- 0	7- 0				
7- 0	0- 0	1- 0	HOME	1- 0	0- 0	5- 0				
1- 1	0- 0	0- 0	AWAY	0- 1	0- 0	1- 0				
2- 1	0- 0	0- 1	NEUTRAL	1- 0	0- 0	1- 0				
6- 6	2- 6	0- 0	CONFERENCE	3- 0	1- 0	0- 0				
3- 2	2- 2	0- 0	HOME	1- 0	0- 0	0- 0				
3- 4	0- 4	0- 0	AWAY	2- 0	1- 0	0- 0				
0- 0	0- 0	0- 0	NEUTRAL	0- 0	0- 0	0- 0				

RPI	S	Opponent	Score	RPI	S	Opponent	Score	RPI	S	Opponent	Score	RPI	S	Opponent	Score
1	A	Oregon	48 79	33	H	Creighton	70 55	62	A	Minnesota	66 80	135	A	Washington	67 50
1	H	Oregon	72 66	37	N	Purdue	52 59	65	N	Middle Tenn.	61 60	193	H	Idaho St.	74 69
7	A	UCLA	66 68					68	H	BYU	60 52	208	H	New Mexico	84 47
7	H	UCLA	61 70					78	A	Southern California	63 54	219	N	Maine	57 31
13	A	Oregon St.	62 64					78	H	Southern California	76 75	302	H	Army West Point	83 51
13	H	Oregon St.	55 47					93	A	Washington St.	65 56	310	H	Cal Poly	66 41
22	A	Arizona	53 59									312	H	Air Force	87 56
22	H	Arizona	53 58									325	A	New Mexico St.	70 47
LAST 10 Division I															
1	A	Oregon	48 79	93	A	Washington St.	65 56								
13	A	Oregon St.	62 64	135	A	Washington	67 50								
7	H	UCLA	61 70	13	H	Oregon St.	55 47								
78	H	Southern California	76 75	1	H	Oregon	72 66								
22	A	Arizona	53 59	78	A	Southern California	63 54								

Non-Div I Games:

Arizona St.

Average RPI Win:	340	WON-LOST	WINNING	LAST 10	STRENGTH OF	OPP. STRENGTH	TEAM	ADJ.	CONF.	ADJ CONF.
Average RPI Loss:	189	RECORD	PCT. RANK	GAMES	SCHEDULE	OF SCHEDULE	RPI	RPI	RPI	RPI
DIV. I ONLY	3- 17	325	2-8	302	325	333	333	32	32	
DIV. I NON-CONF.	0- 9	338	0	97	118	314	314	31	31	
TOTALS	RPI 1-25	RPI 26-50	W-L RECORDS	RPI 51-100	RPI 101-150	RPI 150+				
3- 17	0- 0	0- 2	OVERALL	0- 2	0- 2	3- 11				
1- 5	0- 0	0- 0	HOME	0- 0	0- 0	1- 5				
2- 12	0- 0	0- 2	AWAY	0- 2	0- 2	2- 6				
0- 0	0- 0	0- 0	NEUTRAL	0- 0	0- 0	0- 0				
0- 9	0- 0	0- 2	NON-CONFERENCE	0- 2	0- 1	0- 4				
0- 0	0- 0	0- 0	HOME	0- 0	0- 0	0- 0				
0- 9	0- 0	0- 2	AWAY	0- 2	0- 1	0- 4				
0- 0	0- 0	0- 0	NEUTRAL	0- 0	0- 0	0- 0				
3- 8	0- 0	0- 0	CONFERENCE	0- 0	0- 1	3- 7				
1- 5	0- 0	0- 0	HOME	0- 0	0- 0	1- 5				
2- 3	0- 0	0- 0	AWAY	0- 0	0- 1	2- 2				
0- 0	0- 0	0- 0	NEUTRAL	0- 0	0- 0	0- 0				

RPI 1-25				RPI 26-50				RPI 51-100				RPI 101+				Team's RPI: 333	
RPI	S	Opponent	Score	RPI	S	Opponent	Score	RPI	S	Opponent	Score	RPI	S	Opponent	Score		
				44	A	Iowa St.	40 90	80	A	Coastal Caro.	69 76	114	A	Texas Southern	77 78		
				47	A	Tennessee	51 92	93	A	Washington St.	56 85	150	A	Texas Tech	55 81		
												157	H	Jackson St.	44 56		
												162	A	Wichita St.	50 100		
												175	A	Illinois	50 65		
												236	A	Milwaukee	55 69		
												237	H	Southern U.	43 70		
												242	A	Arkansas St.	60 81		
												270	A	Alabama A&M	55 74		
												270	H	Alabama A&M	52 65		
												293	A	Prairie View	51 61		
												322	A	Alabama St.	73 62		
												322	H	Alabama St.	65 68		
												327	H	Alcorn	75 77		
												347	H	Grambling	84 79		
												351	A	Mississippi Val.	80 77		
LAST 10 Division I																	
				322	H	Alabama St.	65 68	293	A	Prairie View	51 61						
				270	H	Alabama A&M	52 65	327	H	Alcorn	75 77						
				157	H	Jackson St.	44 56	237	H	Southern U.	43 70						
				347	H	Grambling	84 79	322	A	Alabama St.	73 62						
				114	A	Texas Southern	77 78	270	A	Alabama A&M	55 74						

Non-Div I Games: Philander Smith 66 54

Ark.-Pine Bluff

■ Loss,
 ■ Non-Conf,
 ■ S Site,
 ■ Home
 ■ A Away
 N Neutral

Arkansas

Through Games Of Feb. 13, 2020

Average RPI Win: 145	WON-LOST	WINNING	LAST 10	STRENGTH OF	OPP. STRENGTH	TEAM	ADJ.	CONF.	ADJ CONF.
Average RPI Loss: 48	RECORD	PCT. RANK	GAMES	SCHEDULE	OF SCHEDULE	RPI	RPI	RPI	RPI
DIV. I ONLY	19- 5	32	7-3	79	24	38	38	4	4
DIV. I NON-CONF.	12- 1	10	0	177	128	33	33	5	5
TOTALS	RPI 1-25	RPI 26-50	W-L RECORDS	RPI 51-100	RPI 101-150	RPI 150+			
19- 5	0- 3	1- 0	OVERALL	5- 1	7- 1	6- 0			
13- 3	0- 2	1- 0	HOME	3- 1	3- 0	6- 0			
4- 2	0- 1	0- 0	AWAY	1- 0	3- 1	0- 0			
2- 0	0- 0	0- 0	NEUTRAL	1- 0	1- 0	0- 0			
12- 1	0- 0	0- 0	NON-CONFERENCE	4- 0	2- 1	6- 0			
10- 0	0- 0	0- 0	HOME	3- 0	1- 0	6- 0			
0- 1	0- 0	0- 0	AWAY	0- 0	0- 1	0- 0			
2- 0	0- 0	0- 0	NEUTRAL	1- 0	1- 0	0- 0			
7- 4	0- 3	1- 0	CONFERENCE	1- 1	5- 0	0- 0			
3- 3	0- 2	1- 0	HOME	0- 1	2- 0	0- 0			
4- 1	0- 1	0- 0	AWAY	1- 0	3- 0	0- 0			
0- 0	0- 0	0- 0	NEUTRAL	0- 0	0- 0	0- 0			

RPI 1-25				RPI 26-50				Team's RPI: 38				RPI 51-100				RPI 101+			
RPI	S	Opponent	Score	RPI	S	Opponent	Score	RPI	S	Opponent	Score	RPI	S	Opponent	Score	RPI	S	Opponent	Score
2	A	South Carolina	82 91	27	H	Kentucky	103 85	61	H	Belmont	91 60	104	H	Kansas St.	81 72				
2	H	South Carolina	65 86					66	H	Stony Brook	88 58	106	A	Vanderbilt	100 66				
18	H	Texas A&M	77 84					70	H	UT Martin	96 46	119	A	Auburn	86 70				
								71	A	Alabama	66 48	133	A	Missouri	85 81				
								83	H	Georgia	55 64	133	H	Missouri	90 73				
								99	N	Fordham	71 59	134	A	California	80 84				
												140	H	Florida	79 57				
												141	N	Wisconsin	68 64				
												155	H	New Orleans	82 52				
												198	H	Little Rock	86 53				
												215	H	Oral Roberts	96 64				
												244	H	Tulsa	91 41				
												335	H	Northwestern St.	99 39				
												337	H	McNeese	101 58				
LAST 10 Division I																			
				27	H	Kentucky	103 85	83	H	Georgia	55 64								
				2	H	South Carolina	65 86	106	A	Vanderbilt	100 66								
				133	A	Missouri	85 81	133	H	Missouri	90 73								
				71	A	Alabama	66 48	2	A	South Carolina	82 91								
				140	H	Florida	79 57	119	A	Auburn	86 70								

Non-Div I Games:

Arkansas

■ Loss,
 ■ Non-Conf,
 ■ S Site,
 ■ H Home
 ■ A Away
 N Neutral

Average RPI Win:	266	WON-LOST	WINNING	LAST 10	STRENGTH OF	OPP. STRENGTH	TEAM	ADJ.	CONF.	ADJ CONF.
Average RPI Loss:	170	RECORD	PCT. RANK	GAMES	SCHEDULE	OF SCHEDULE	RPI	RPI	RPI	RPI
DIV. I ONLY	8- 14	252	5-5	218	263	242	242	21	21	
DIV. I NON-CONF.	2- 8	295	0	100	251	246	246	20	20	
TOTALS	RPI 1-25	RPI 26-50	W-L RECORDS	RPI 51-100	RPI 101-150	RPI 150+				
8- 14	0- 2	0- 0	OVERALL	1- 0	0- 5	7- 7				
5- 2	0- 0	0- 0	HOME	1- 0	0- 2	4- 0				
3- 11	0- 2	0- 0	AWAY	0- 0	0- 2	3- 7				
0- 1	0- 0	0- 0	NEUTRAL	0- 0	0- 1	0- 0				
2- 8	0- 2	0- 0	NON-CONFERENCE	0- 0	0- 3	2- 3				
1- 1	0- 0	0- 0	HOME	0- 0	0- 1	1- 0				
1- 6	0- 2	0- 0	AWAY	0- 0	0- 1	1- 3				
0- 1	0- 0	0- 0	NEUTRAL	0- 0	0- 1	0- 0				
6- 6	0- 0	0- 0	CONFERENCE	1- 0	0- 2	5- 4				
4- 1	0- 0	0- 0	HOME	1- 0	0- 1	3- 0				
2- 5	0- 0	0- 0	AWAY	0- 0	0- 1	2- 4				
0- 0	0- 0	0- 0	NEUTRAL	0- 0	0- 0	0- 0				

RPI 1-25				RPI 26-50				RPI 51-100				RPI 101+ Team's RPI: 242			
RPI	S	Opponent	Score	RPI	S	Opponent	Score	RPI	S	Opponent	Score	RPI	S	Opponent	Score
6	A	Baylor	43 111					80	H	Coastal Caro.	63 61	113	H	Southeast Mo. St.	67 79
19	A	DePaul	64 109									116	A	UT Arlington	44 71
												116	H	UT Arlington	62 89
												143	N	N.C. A&T	50 55
												149	A	Memphis	50 78
												195	A	Louisiana	43 83
												198	A	Little Rock	58 67
												232	A	Louisiana Tech	54 67
												238	H	Appalachian St.	76 58
												240	A	Murray St.	62 77
												243	A	San Diego St.	71 62
												244	A	Tulsa	77 79
												277	A	Texas St.	56 53
												301	A	Ga. Southern	67 80
												301	H	Ga. Southern	69 62
												309	A	Georgia St.	56 67
												309	H	Georgia St.	70 68
												333	H	Ark.-Pine Bluff	81 60
												349	A	La.-Monroe	54 53
LAST 10 Division I															
116	H	UT Arlington	62 89	195	A	Louisiana	43 83								
301	A	Ga. Southern	67 80	198	A	Little Rock	58 67								
309	A	Georgia St.	56 67	238	H	Appalachian St.	76 58								
349	A	La.-Monroe	54 53	301	H	Ga. Southern	69 62								
80	H	Coastal Caro.	63 61	309	H	Georgia St.	70 68								

Non-Div I Games: Central Baptist 88 63

Arkansas St.

Loss, Non-Conf, S Site, H Home A Away N Neutral

Average RPI Win:	284	WON-LOST	WINNING	LAST 10	STRENGTH OF	OPP. STRENGTH	TEAM	ADJ.	CONF.	ADJ CONF.
Average RPI Loss:	152	RECORD	PCT. RANK	GAMES	SCHEDULE	OF SCHEDULE	RPI	RPI	RPI	RPI
DIV. I ONLY	5- 18	313	1-9	199	200	302	302	15	15	
DIV. I NON-CONF.	4- 7	225	0	254	257	262	262	16	16	
TOTALS	RPI 1-25	RPI 26-50	W-L RECORDS	RPI 51-100	RPI 101-150	RPI 150+				
5- 18	0- 1	0- 1	OVERALL	0- 4	1- 3	4- 9				
3- 8	0- 1	0- 0	HOME	0- 1	1- 3	2- 3				
2- 10	0- 0	0- 1	AWAY	0- 3	0- 0	2- 6				
0- 0	0- 0	0- 0	NEUTRAL	0- 0	0- 0	0- 0				
4- 7	0- 1	0- 1	NON-CONFERENCE	0- 1	0- 1	4- 3				
2- 3	0- 1	0- 0	HOME	0- 0	0- 1	2- 1				
2- 4	0- 0	0- 1	AWAY	0- 1	0- 0	2- 2				
0- 0	0- 0	0- 0	NEUTRAL	0- 0	0- 0	0- 0				
1- 11	0- 0	0- 0	CONFERENCE	0- 3	1- 2	0- 6				
1- 5	0- 0	0- 0	HOME	0- 1	1- 2	0- 2				
0- 6	0- 0	0- 0	AWAY	0- 2	0- 0	0- 4				
0- 0	0- 0	0- 0	NEUTRAL	0- 0	0- 0	0- 0				

RPI 1-25				RPI 26-50				RPI 51-100				RPI 101+ Team's RPI: 302			
RPI	S	Opponent	Score	RPI	S	Opponent	Score	RPI	S	Opponent	Score	RPI	S	Opponent	Score
21	H	TCU	52 66	29	A	Arizona St.	51 83	60	A	St. John's (NY)	60 96	128	H	William & Mary	65 77
								75	A	Bucknell	46 77	129	H	Lehigh	65 94
								75	H	Bucknell	52 63	130	H	Holy Cross	61 48
								96	A	Colgate	93 100	131	H	Boston U.	66 72
												164	H	Columbia	62 71
												168	A	Lafayette	58 67
												168	H	Lafayette	52 57
												199	A	American	57 73
												199	H	American	62 67
												223	A	Manhattan	56 86
												252	A	Loyola Maryland	59 68
												297	A	Navy	45 57
												312	A	Air Force	68 66
												313	A	St. Francis Brooklyn	64 70
												315	H	Bryant	81 75
												326	A	Fairleigh Dickinson	70 68
												336	H	LIU Brooklyn	67 60
LAST 10 Division I															
168	A	Lafayette	58 67	168	H	Lafayette	52 57								
199	H	American	62 67	252	A	Loyola Maryland	59 68								
129	H	Lehigh	65 94	130	H	Holy Cross	61 48								
75	A	Bucknell	46 77	131	H	Boston U.	66 72								
297	A	Navy	45 57	199	A	American	57 73								

Non-Div I Games:

Army West Point

■ Loss,
 ■ Non-Conf,
 ■ S Site,
 ■ H Home
 ■ A Away
 N Neutral

Average RPI Win:	197	WON-LOST	WINNING	LAST 10	STRENGTH OF	OPP. STRENGTH	TEAM	ADJ.	CONF.	ADJ CONF.
Average RPI Loss:	58	RECORD	PCT. RANK	GAMES	SCHEDULE	OF SCHEDULE	RPI	RPI	RPI	RPI
DIV. I ONLY	8- 14	252	2-8	11	66	119	119	4	4	
DIV. I NON-CONF.	6- 5	151	0	18	172	69	69	5	5	
TOTALS	RPI 1-25	RPI 26-50	W-L RECORDS	RPI 51-100	RPI 101-150	RPI 150+				
8- 14	0- 3	0- 4	OVERALL	1- 4	2- 3	5- 0				
6- 4	0- 0	0- 2	HOME	0- 1	2- 1	4- 0				
1- 8	0- 3	0- 1	AWAY	0- 2	0- 2	1- 0				
1- 2	0- 0	0- 1	NEUTRAL	1- 1	0- 0	0- 0				
6- 5	0- 1	0- 2	NON-CONFERENCE	1- 1	1- 1	4- 0				
4- 1	0- 0	0- 1	HOME	0- 0	1- 0	3- 0				
1- 2	0- 1	0- 0	AWAY	0- 0	0- 1	1- 0				
1- 2	0- 0	0- 1	NEUTRAL	1- 1	0- 0	0- 0				
2- 9	0- 2	0- 2	CONFERENCE	0- 3	1- 2	1- 0				
2- 3	0- 0	0- 1	HOME	0- 1	1- 1	1- 0				
0- 6	0- 2	0- 1	AWAY	0- 2	0- 1	0- 0				
0- 0	0- 0	0- 0	NEUTRAL	0- 0	0- 0	0- 0				

RPI 1-25				RPI 26-50				RPI 51-100				RPI 101+ Team's RPI: 119			
RPI	S	Opponent	Score	RPI	S	Opponent	Score	RPI	S	Opponent	Score	RPI	S	Opponent	Score
2	A	South Carolina	53 79	27	A	Kentucky	61 68	57	N	Dayton	76 74	106	A	Vanderbilt	55 77
11	A	Mississippi St.	73 78	28	H	Old Dominion	77 89	65	N	Middle Tenn.	50 73	106	H	Vanderbilt	70 62
21	A	TCU	65 80	34	N	Drake	82 83	71	A	Alabama	64 68	117	H	Bethune-Cookman	74 56
				38	H	Arkansas	70 86	71	H	Alabama	48 75	118	A	UAB	75 80
								83	A	Georgia	50 61	140	H	Florida	63 83
												221	H	Saint Joseph's	66 62
												247	A	South Alabama	82 62
												264	H	Wofford	84 82
												278	H	Jacksonville St.	62 53
												282	H	Ole Miss	59 43
LAST 10 Division I															
2	A	South Carolina	53 79	282	H	Ole Miss	59 43								
71	A	Alabama	64 68	83	A	Georgia	50 61								
106	H	Vanderbilt	70 62	71	H	Alabama	48 75								
11	A	Mississippi St.	73 78	140	H	Florida	63 83								
27	A	Kentucky	61 68	38	H	Arkansas	70 86								

Non-Div I Games:

Auburn

■ Loss,
 ■ Non-Conf,
 ■ S Site,
 ■ H Home
 ■ A Away
 N Neutral

Average RPI Win:	270	WON-LOST	WINNING	LAST 10	STRENGTH OF	OPP. STRENGTH	TEAM	ADJ.	CONF.	ADJ CONF.
Average RPI Loss:	110	RECORD	PCT. RANK	GAMES	SCHEDULE	OF SCHEDULE	RPI	RPI	RPI	RPI
DIV. I ONLY	12- 10	144	5-5	253	259	182	182	20	20	
DIV. I NON-CONF.	7- 2	53	0	302	267	101	101	24	24	
TOTALS	RPI 1-25	RPI 26-50	W-L RECORDS	RPI 51-100	RPI 101-150	RPI 150+				
12- 10	0- 0	0- 1	OVERALL	1- 4	0- 2	11- 3				
5- 4	0- 0	0- 0	HOME	1- 2	0- 1	4- 1				
6- 6	0- 0	0- 1	AWAY	0- 2	0- 1	6- 2				
1- 0	0- 0	0- 0	NEUTRAL	0- 0	0- 0	1- 0				
7- 2	0- 0	0- 1	NON-CONFERENCE	1- 0	0- 0	6- 1				
2- 0	0- 0	0- 0	HOME	1- 0	0- 0	1- 0				
4- 2	0- 0	0- 1	AWAY	0- 0	0- 0	4- 1				
1- 0	0- 0	0- 0	NEUTRAL	0- 0	0- 0	1- 0				
5- 8	0- 0	0- 0	CONFERENCE	0- 4	0- 2	5- 2				
3- 4	0- 0	0- 0	HOME	0- 2	0- 1	3- 1				
2- 4	0- 0	0- 0	AWAY	0- 2	0- 1	2- 1				
0- 0	0- 0	0- 0	NEUTRAL	0- 0	0- 0	0- 0				

RPI 1-25				RPI 26-50				RPI 51-100				RPI 101+				Team's RPI: 182
RPI	S	Opponent	Score	RPI	S	Opponent	Score	RPI	S	Opponent	Score	RPI	S	Opponent	Score	
				27	A	Kentucky	52 81	61	A	Belmont	46 69	113	A	Southeast Mo. St.	43 81	
								61	H	Belmont	52 53	113	H	Southeast Mo. St.	66 79	
								70	A	UT Martin	61 65	174	N	Binghamton	80 63	
								70	H	UT Martin	61 69	175	A	Illinois	62 76	
								77	H	Illinois St.	77 72	183	A	Tennessee Tech	49 58	
												214	A	Chattanooga	50 49	
												228	H	Eastern Ill.	47 76	
												240	H	Murray St.	69 61	
												270	A	Alabama A&M	67 61	
												278	A	Jacksonville St.	63 57	
												295	A	FIU	58 56	
												323	H	Evansville	80 64	
												339	H	SIUE	74 61	
												340	A	Tennessee St.	87 55	
												340	H	Tennessee St.	76 58	
												351	A	Mississippi Val.	100 82	
LAST 10 Division I																
240	H	Murray St.	69 61	61	H	Belmont	52 53									
61	A	Belmont	46 69	340	H	Tennessee St.	76 58									
340	A	Tennessee St.	87 55	70	A	UT Martin	61 65									
228	H	Eastern Ill.	47 76	113	A	Southeast Mo. St.	43 81									
339	H	SIUE	74 61	278	A	Jacksonville St.	63 57									

Non-Div I Games: Christian Bros. 82 62 Ky. Wesleyan 103 70

Austin Peay

Loss, Non-Conf, S Site, H Home A Away N Neutral

Average RPI Win:	185	WON-LOST	WINNING	LAST 10	STRENGTH OF	OPP. STRENGTH	TEAM	ADJ.	CONF.	ADJ CONF.
Average RPI Loss:	70	RECORD	PCT. RANK	GAMES	SCHEDULE	OF SCHEDULE	RPI	RPI	RPI	RPI
DIV. I ONLY	13- 9	113	7-3	60	87	68	68	11	11	
DIV. I NON-CONF.	4- 5	195	0	68	40	114	114	11	11	
TOTALS	RPI 1-25	RPI 26-50	W-L RECORDS	RPI 51-100	RPI 101-150	RPI 150+				
13- 9	0- 3	0- 1	OVERALL	1- 2	4- 3	8- 0				
6- 3	0- 1	0- 0	HOME	0- 1	1- 1	5- 0				
6- 5	0- 1	0- 1	AWAY	1- 1	2- 2	3- 0				
1- 1	0- 1	0- 0	NEUTRAL	0- 0	1- 0	0- 0				
4- 5	0- 1	0- 1	NON-CONFERENCE	1- 2	1- 1	2- 0				
2- 1	0- 0	0- 0	HOME	0- 1	0- 0	2- 0				
1- 3	0- 0	0- 1	AWAY	1- 1	0- 1	0- 0				
1- 1	0- 1	0- 0	NEUTRAL	0- 0	1- 0	0- 0				
9- 4	0- 2	0- 0	CONFERENCE	0- 0	3- 2	6- 0				
4- 2	0- 1	0- 0	HOME	0- 0	1- 1	3- 0				
5- 2	0- 1	0- 0	AWAY	0- 0	2- 1	3- 0				
0- 0	0- 0	0- 0	NEUTRAL	0- 0	0- 0	0- 0				

RPI 1-25				RPI 26-50				RPI 51-100 Team's RPI: 68				RPI 101+			
RPI	S	Opponent	Score	RPI	S	Opponent	Score	RPI	S	Opponent	Score	RPI	S	Opponent	Score
12	A	Gonzaga	44 59	29	A	Arizona St.	52 60	53	A	Fresno St.	71 65	107	A	Pacific	76 66
12	H	Gonzaga	43 55					91	H	Utah	73 77	109	A	San Diego	45 51
13	N	Oregon St.	34 65					93	A	Washington St.	50 67	109	H	San Diego	52 36
												126	A	Boise St.	55 66
												145	A	Portland	66 54
												145	H	Portland	48 57
												146	N	San Jose St.	75 56
												163	A	Saint Mary's (CA)	65 55
												163	H	Saint Mary's (CA)	60 39
												187	A	Pepperdine	65 47
												206	H	Santa Clara	71 48
												231	H	San Francisco	57 44
												286	A	LMU (CA)	59 44
												290	H	Utah St.	67 50
												320	H	Utah Valley	71 57
LAST 10 Division I															
163	H	Saint Mary's (CA)	60 39	231	H	San Francisco	57 44								
109	A	San Diego	45 51	163	A	Saint Mary's (CA)	65 55								
12	A	Gonzaga	44 59	107	A	Pacific	76 66								
145	A	Portland	66 54	109	H	San Diego	52 36								
206	H	Santa Clara	71 48	145	H	Portland	48 57								

Non-Div I Games: Tex. A&M-Kingsville90 38

BYU

■ Loss,
 ■ Non-Conf,
 ■ S Site,
 ■ H Home
 ■ A Away
 N Neutral

Average RPI Win: 186	WON-LOST	WINNING	LAST 10	STRENGTH OF	OPP. STRENGTH	TEAM	ADJ.	CONF.	ADJ CONF.
Average RPI Loss: 68	RECORD	PCT. RANK	GAMES	SCHEDULE	OF SCHEDULE	RPI	RPI	RPI	RPI
DIV. I ONLY	15- 7	65	7-3	113	105	64	64	10	10
DIV. I NON-CONF.	7- 4	100	0	192	113	109	109	10	10
TOTALS	RPI 1-25	RPI 26-50	W-L RECORDS	RPI 51-100	RPI 101-150	RPI 150+			
15- 7	0- 1	0- 3	OVERALL	1- 1	4- 2	10- 0			
8- 1	0- 0	0- 1	HOME	1- 0	2- 0	5- 0			
4- 5	0- 1	0- 2	AWAY	0- 1	0- 1	4- 0			
3- 1	0- 0	0- 0	NEUTRAL	0- 0	2- 1	1- 0			
7- 4	0- 0	0- 2	NON-CONFERENCE	1- 1	2- 1	4- 0			
2- 1	0- 0	0- 1	HOME	1- 0	0- 0	1- 0			
2- 2	0- 0	0- 1	AWAY	0- 1	0- 0	2- 0			
3- 1	0- 0	0- 0	NEUTRAL	0- 0	2- 1	1- 0			
8- 3	0- 1	0- 1	CONFERENCE	0- 0	2- 1	6- 0			
6- 0	0- 0	0- 0	HOME	0- 0	2- 0	4- 0			
2- 3	0- 1	0- 1	AWAY	0- 0	0- 1	2- 0			
0- 0	0- 0	0- 0	NEUTRAL	0- 0	0- 0	0- 0			

RPI S Opponent Score	RPI S Opponent Score	RPI S Opponent Score	RPI S Opponent Score
17 A Central Mich. 39 66	30 H Western Ky. 86 91	82 A Cincinnati 56 63	105 A Kent St. 68 69
	48 A Ohio 71 79	95 H Butler 74 70	105 H Kent St. 66 62
	50 A IUPUI 48 65		122 H Buffalo 69 65
			129 N Lehigh 54 52
			141 N Wisconsin 56 67
			142 N Providence 52 51
			153 A Toledo 60 58
			156 H Eastern Mich. 59 54
			165 H Western Mich. 68 65
			177 H Miami (OH) 80 63
			200 H Akron 60 52
			208 A New Mexico 70 57
			261 A Bowling Green 86 80
			265 H Xavier 70 49
			286 N LMU (CA) 77 72
			332 A Purdue Fort Wayne 83 52
LAST 10 Division I			
153 A Toledo 60 58	122 H Buffalo 69 65		
200 H Akron 60 52	48 A Ohio 71 79		
165 H Western Mich. 68 65	17 A Central Mich. 39 66		
105 A Kent St. 68 69	156 H Eastern Mich. 59 54		
177 H Miami (OH) 80 63	261 A Bowling Green 86 80		

Non-Div I Games: Urbana 84 49

Ball St.

■ Loss,
 ■ Non-Conf,
 ■ S Site,
 ■ Home
 ■ A Away
 N Neutral

Average RPI Win:	124	WON-LOST	WINNING	LAST 10	STRENGTH OF	OPP. STRENGTH	TEAM	ADJ.	CONF.	ADJ CONF.
Average RPI Loss:	2	RECORD	PCT. RANK	GAMES	SCHEDULE	OF SCHEDULE	RPI	RPI	RPI	RPI
DIV. I ONLY	22- 1	3	10-0	48	10	6	6	3	3	
DIV. I NON-CONF.	11- 1	13	0	181	15	37	37	4	4	
TOTALS	RPI 1-25	RPI 26-50	W-L RECORDS	RPI 51-100	RPI 101-150	RPI 150+				
22- 1	4- 1	4- 0	OVERALL	4- 0	4- 0	6- 0				
14- 0	1- 0	2- 0	HOME	3- 0	2- 0	6- 0				
6- 0	2- 0	2- 0	AWAY	0- 0	2- 0	0- 0				
2- 1	1- 1	0- 0	NEUTRAL	1- 0	0- 0	0- 0				
11- 1	2- 1	0- 0	NON-CONFERENCE	3- 0	0- 0	6- 0				
8- 0	0- 0	0- 0	HOME	2- 0	0- 0	6- 0				
1- 0	1- 0	0- 0	AWAY	0- 0	0- 0	0- 0				
2- 1	1- 1	0- 0	NEUTRAL	1- 0	0- 0	0- 0				
11- 0	2- 0	4- 0	CONFERENCE	1- 0	4- 0	0- 0				
6- 0	1- 0	2- 0	HOME	1- 0	2- 0	0- 0				
5- 0	1- 0	2- 0	AWAY	0- 0	2- 0	0- 0				
0- 0	0- 0	0- 0	NEUTRAL	0- 0	0- 0	0- 0				

RPI 1-25				RPI 26-50				RPI 51-100				RPI 101+			
RPI	S	Opponent	Score	RPI	S	Opponent	Score	RPI	S	Opponent	Score	RPI	S	Opponent	Score
2	N	South Carolina	59 74	39	A	Texas	64 44	56	H	West Virginia	91 51	104	A	Kansas St.	54 40
8	A	UConn	74 58	44	H	Iowa St.	83 62	58	H	South Fla.	58 46	125	A	Kansas	90 47
15	N	Indiana	77 62	45	A	Oklahoma	77 56	83	H	Georgia	72 38	125	H	Kansas	97 44
21	A	TCU	66 57	46	H	Oklahoma St.	94 48	93	N	Washington St.	89 66	150	H	Texas Tech	87 79
21	H	TCU	81 62									242	H	Arkansas St.	111 43
												249	H	Lamar University	90 28
												260	H	Morehead St.	94 47
												269	H	New Hampshire	97 29
												318	H	Houston Baptist	112 42
												347	H	Grambling	120 46
LAST 10 Division I															
21	H	TCU	81 62	150	H	Texas Tech	87 79								
104	A	Kansas St.	54 40	21	A	TCU	66 57								
125	H	Kansas	97 44	56	H	West Virginia	91 51								
39	A	Texas	64 44	125	A	Kansas	90 47								
44	H	Iowa St.	83 62	46	H	Oklahoma St.	94 48								

Non-Div I Games:

Baylor

■ Loss,
 ■ Non-Conf, S Site,
 ■ Home
 ■ Away
 N Neutral

Belmont

Through Games Of Feb. 13, 2020

Average RPI Win:	210	WON-LOST	WINNING	LAST 10	STRENGTH OF	OPP. STRENGTH	TEAM	ADJ.	CONF.	ADJ CONF.
Average RPI Loss:	79	RECORD	PCT. RANK	GAMES	SCHEDULE	OF SCHEDULE	RPI	RPI	RPI	RPI
DIV. I ONLY	16- 8	71	8-2	97	158	61	61	20	20	
DIV. I NON-CONF.	5- 6	187	0	25	13	79	79	24	24	
TOTALS	RPI 1-25	RPI 26-50	W-L RECORDS	RPI 51-100	RPI 101-150	RPI 150+				
16- 8	0- 1	1- 4	OVERALL	1- 1	1- 0	13- 2				
11- 0	0- 0	1- 0	HOME	1- 0	0- 0	9- 0				
5- 6	0- 0	0- 3	AWAY	0- 1	1- 0	4- 2				
0- 2	0- 1	0- 1	NEUTRAL	0- 0	0- 0	0- 0				
5- 6	0- 1	1- 4	NON-CONFERENCE	1- 0	0- 0	3- 1				
4- 0	0- 0	1- 0	HOME	1- 0	0- 0	2- 0				
1- 4	0- 0	0- 3	AWAY	0- 0	0- 0	1- 1				
0- 2	0- 1	0- 1	NEUTRAL	0- 0	0- 0	0- 0				
11- 2	0- 0	0- 0	CONFERENCE	0- 1	1- 0	10- 1				
7- 0	0- 0	0- 0	HOME	0- 0	0- 0	7- 0				
4- 2	0- 0	0- 0	AWAY	0- 1	1- 0	3- 1				
0- 0	0- 0	0- 0	NEUTRAL	0- 0	0- 0	0- 0				

RPI 1-25				RPI 26-50				RPI 51-100				Team's RPI: 61	RPI 101+			
RPI	S	Opponent	Score	RPI	S	Opponent	Score	RPI	S	Opponent	Score		RPI	S	Opponent	Score
3	N	Maryland	26 90	30	A	Western Ky.	46 77	65	H	Middle Tenn.	68 57		113	A	Southeast Mo. St.	57 45
				31	N	Virginia Tech	58 60	70	A	UT Martin	57 74		153	A	Toledo	48 53
				32	A	Marquette	51 53						182	A	Austin Peay	53 52
				38	A	Arkansas	60 91						182	H	Austin Peay	69 46
				49	H	UCF	72 37						183	A	Tennessee Tech	59 47
													201	H	Northern Ky.	62 45
													214	H	Chattanooga	63 50
													228	H	Eastern Ill.	69 45
													240	A	Murray St.	86 56
													240	H	Murray St.	70 53
													257	H	Eastern Ky.	68 48
													260	H	Morehead St.	71 62
													274	A	Lipscomb	69 68
													278	A	Jacksonville St.	41 60
													339	H	SIUE	69 48
													340	H	Tennessee St.	70 58
LAST 10 Division I																
				340	H	Tennessee St.	70 58	182	A	Austin Peay	53 52					
				182	H	Austin Peay	69 46	240	A	Murray St.	86 56					
				240	H	Murray St.	70 53	260	H	Morehead St.	71 62					
				278	A	Jacksonville St.	41 60	257	H	Eastern Ky.	68 48					
				183	A	Tennessee Tech	59 47	70	A	UT Martin	57 74					

Non-Div I Games:

Belmont

Loss, Non-Conf, S Site, H Home A Away N Neutral

Average RPI Win:	265	WON-LOST	WINNING	LAST 10	STRENGTH OF	OPP. STRENGTH	TEAM	ADJ.	CONF.	ADJ CONF.
Average RPI Loss:	85	RECORD	PCT. RANK	GAMES	SCHEDULE	OF SCHEDULE	RPI	RPI	RPI	RPI
DIV. I ONLY	15- 5	42	9-1	277	298	117	117	29	29	
DIV. I NON-CONF.	6- 4	123	0	265	91	146	146	29	29	
TOTALS	RPI 1-25	RPI 26-50	W-L RECORDS	RPI 51-100	RPI 101-150	RPI 150+				
15- 5	0- 1	0- 0	OVERALL	0- 2	2- 1	13- 1				
6- 2	0- 1	0- 0	HOME	0- 1	1- 0	5- 0				
8- 3	0- 0	0- 0	AWAY	0- 1	1- 1	7- 1				
1- 0	0- 0	0- 0	NEUTRAL	0- 0	0- 0	1- 0				
6- 4	0- 1	0- 0	NON-CONFERENCE	0- 2	0- 1	6- 0				
1- 2	0- 1	0- 0	HOME	0- 1	0- 0	1- 0				
4- 2	0- 0	0- 0	AWAY	0- 1	0- 1	4- 0				
1- 0	0- 0	0- 0	NEUTRAL	0- 0	0- 0	1- 0				
9- 1	0- 0	0- 0	CONFERENCE	0- 0	2- 0	7- 1				
5- 0	0- 0	0- 0	HOME	0- 0	1- 0	4- 0				
4- 1	0- 0	0- 0	AWAY	0- 0	1- 0	3- 1				
0- 0	0- 0	0- 0	NEUTRAL	0- 0	0- 0	0- 0				

RPI 1-25			RPI 26-50			RPI 51-100			RPI 101+ Team's RPI: 117		
RPI	S	Opponent	Score	RPI	S	Opponent	Score	RPI	S	Opponent	Score
17	H	Central Mich.	67 92					52	H	Troy	62 68
								71	A	Alabama	49 60
								119	A	Auburn	56 74
								143	A	N.C. A&T	69 58
								143	H	N.C. A&T	70 50
								166	A	Norfolk St.	51 61
								186	A	Jacksonville	53 52
								210	A	Stetson	59 55
								238	N	Appalachian St.	61 44
								254	H	Morgan St.	74 65
								255	A	Howard	75 59
								255	H	Howard	88 59
								295	A	FIU	65 60
								301	H	Ga. Southern	75 57
								324	H	N.C. Central	73 52
								342	H	Coppin St.	82 51
								343	A	Charleston So.	81 41
								344	A	Florida A&M	78 57
								346	A	South Carolina St.	66 55
LAST 10 Division I											
255	H	Howard	88 59	324	H	N.C. Central	73 52				
143	H	N.C. A&T	70 50	254	H	Morgan St.	74 65				
344	A	Florida A&M	78 57	342	H	Coppin St.	82 51				
346	A	South Carolina St.	66 55	255	A	Howard	75 59				
143	A	N.C. A&T	69 58	166	A	Norfolk St.	51 61				

Non-Div I Games: Edward Waters 79 46 Palm Beach Atl. 68 45

Bethune-Cookman

Loss, Non-Conf, S Site, H Home A Away N Neutral

Binghamton

Through Games Of Feb. 13, 2020

Average RPI Win:	267	WON-LOST	WINNING	LAST 10	STRENGTH OF	OPP. STRENGTH	TEAM	ADJ.	CONF.	ADJ CONF.
Average RPI Loss:	182	RECORD	PCT. RANK	GAMES	SCHEDULE	OF SCHEDULE	RPI	RPI	RPI	RPI
DIV. I ONLY	15- 8	79	5-5	310	306	174	174	27	27	
DIV. I NON-CONF.	10- 2	29	0	326	277	115	115	27	27	
TOTALS	RPI 1-25	RPI 26-50	W-L RECORDS	RPI 51-100	RPI 101-150	RPI 150+				
15- 8	0- 0	0- 0	OVERALL	0- 3	1- 0	14- 5				
8- 2	0- 0	0- 0	HOME	0- 1	0- 0	8- 1				
6- 5	0- 0	0- 0	AWAY	0- 2	1- 0	5- 3				
1- 1	0- 0	0- 0	NEUTRAL	0- 0	0- 0	1- 1				
10- 2	0- 0	0- 0	NON-CONFERENCE	0- 1	1- 0	9- 1				
5- 0	0- 0	0- 0	HOME	0- 0	0- 0	5- 0				
4- 1	0- 0	0- 0	AWAY	0- 1	1- 0	3- 0				
1- 1	0- 0	0- 0	NEUTRAL	0- 0	0- 0	1- 1				
5- 6	0- 0	0- 0	CONFERENCE	0- 2	0- 0	5- 4				
3- 2	0- 0	0- 0	HOME	0- 1	0- 0	3- 1				
2- 4	0- 0	0- 0	AWAY	0- 1	0- 0	2- 3				
0- 0	0- 0	0- 0	NEUTRAL	0- 0	0- 0	0- 0				

RPI S	Opponent	Score	RPI S	Opponent	Score	RPI S	Opponent	Score	RPI S	Opponent	Score
						66	A Stony Brook	54 58	139	A Cornell	59 56
						66	H Stony Brook	60 67	156	H Eastern Mich.	78 67
						88	A Miami (FL)	56 79	168	H Lafayette	74 64
									182	N Austin Peay	63 80
									219	A Maine	65 75
									219	H Maine	73 63
									226	H UMass Lowell	56 66
									266	H Niagara	74 55
									267	A Delaware St.	75 66
									269	A New Hampshire	63 53
									275	A Siena	89 62
									291	H St. Bonaventure	78 67
									294	A UMBC	61 43
									299	A Vermont	62 65
									311	A Albany (NY)	53 56
									311	H Albany (NY)	58 42
									326	A Fairleigh Dickinson	60 48
									329	H NJIT	75 40
									347	N Grambling	88 67
									348	H Hartford	80 44
LAST 10 Division I											
			66	A Stony Brook	54 58	66	H Stony Brook	60 67			
			219	A Maine	65 75	219	H Maine	73 63			
			311	H Albany (NY)	58 42	299	A Vermont	62 65			
			348	H Hartford	80 44	226	H UMass Lowell	56 66			
			269	A New Hampshire	63 53	294	A UMBC	61 43			

B
i
n
g
h
a
m
t
o
n

B
i
n
g
h
a
m
t
o
n

Non-Div I Games: Bloomsburg 70 45

Binghamton

Loss, Non-Conf, S Site, H Home A Away N Neutral

Boise St.

Through Games Of Feb. 13, 2020

Average RPI Win:	235	WON-LOST	WINNING	LAST 10	STRENGTH OF	OPP. STRENGTH	TEAM	ADJ.	CONF.	ADJ CONF.
Average RPI Loss:	110	RECORD	PCT. RANK	GAMES	SCHEDULE	OF SCHEDULE	RPI	RPI	RPI	RPI
DIV. I ONLY	15- 9	94	6-4	173	148	126	126	17	17	
DIV. I NON-CONF.	6- 4	123	0	65	27	78	78	22	22	
TOTALS	RPI 1-25	RPI 26-50	W-L RECORDS	RPI 51-100	RPI 101-150	RPI 150+				
15- 9	0- 3	0- 0	OVERALL	1- 2	1- 1	13- 3				
9- 4	0- 1	0- 0	HOME	1- 2	0- 0	8- 1				
6- 5	0- 2	0- 0	AWAY	0- 0	1- 1	5- 2				
0- 0	0- 0	0- 0	NEUTRAL	0- 0	0- 0	0- 0				
6- 4	0- 3	0- 0	NON-CONFERENCE	1- 1	1- 0	4- 0				
4- 2	0- 1	0- 0	HOME	1- 1	0- 0	3- 0				
2- 2	0- 2	0- 0	AWAY	0- 0	1- 0	1- 0				
0- 0	0- 0	0- 0	NEUTRAL	0- 0	0- 0	0- 0				
9- 5	0- 0	0- 0	CONFERENCE	0- 1	0- 1	9- 3				
5- 2	0- 0	0- 0	HOME	0- 1	0- 0	5- 1				
4- 3	0- 0	0- 0	AWAY	0- 0	0- 1	4- 2				
0- 0	0- 0	0- 0	NEUTRAL	0- 0	0- 0	0- 0				

RPI 1-25			RPI 26-50			RPI 51-100			RPI 101+ Team's RPI: 126		
RPI	S	Opponent	Score	RPI	S	Opponent	Score	RPI	S	Opponent	Score
4	H	Missouri St.	69 72					118	A	UAB	83 81
5	A	Louisville	82 98					146	A	San Jose St.	61 74
21	A	TCU	65 77					179	A	UNLV	65 66
								187	H	Pepperdine	76 74
								202	H	Portland St.	82 57
								203	A	Wyoming	68 73
								203	H	Wyoming	67 48
								208	H	New Mexico	83 82
								243	H	San Diego St.	86 72
								248	A	Nevada	83 72
								248	H	Nevada	54 40
								253	A	Colorado St.	72 69
								290	A	Utah St.	65 59
								290	H	Utah St.	56 58
								308	A	Eastern Wash.	63 61
								312	A	Air Force	74 69
								312	H	Air Force	70 61
								320	H	Utah Valley	77 69
LAST 10 Division I											
312	A	Air Force	74 69	53	H	Fresno St.	80 85				
290	H	Utah St.	56 58	290	A	Utah St.	65 59				
203	H	Wyoming	67 48	312	H	Air Force	70 61				
248	A	Nevada	83 72	243	H	San Diego St.	86 72				
146	A	San Jose St.	61 74	179	A	UNLV	65 66				

Non-Div I Games: Lewis-Clark St. 88 34 Western Ore. 75 32

Boise St.

Loss, Non-Conf, S Site, H Home A Away N Neutral

Average RPI Win:	166	WON-LOST	WINNING	LAST 10	STRENGTH OF	OPP. STRENGTH	TEAM	ADJ.	CONF.	ADJ CONF.
Average RPI Loss:	57	RECORD	PCT. RANK	GAMES	SCHEDULE	OF SCHEDULE	RPI	RPI	RPI	RPI
DIV. I ONLY	14- 10	119	6-4	65	49	73	73	5	5	
DIV. I NON-CONF.	7- 4	100	0	102	148	76	76	3	3	
TOTALS	RPI 1-25	RPI 26-50	W-L RECORDS	RPI 51-100	RPI 101-150	RPI 150+				
14- 10	1- 3	0- 2	OVERALL	1- 3	6- 2	6- 0				
7- 4	0- 2	0- 0	HOME	0- 2	3- 0	4- 0				
6- 5	1- 1	0- 2	AWAY	1- 0	2- 2	2- 0				
1- 1	0- 0	0- 0	NEUTRAL	0- 1	1- 0	0- 0				
7- 4	0- 1	0- 0	NON-CONFERENCE	0- 1	3- 2	4- 0				
5- 0	0- 0	0- 0	HOME	0- 0	1- 0	4- 0				
1- 3	0- 1	0- 0	AWAY	0- 0	1- 2	0- 0				
1- 1	0- 0	0- 0	NEUTRAL	0- 1	1- 0	0- 0				
7- 6	1- 2	0- 2	CONFERENCE	1- 2	3- 0	2- 0				
2- 4	0- 2	0- 0	HOME	0- 2	2- 0	0- 0				
5- 2	1- 0	0- 2	AWAY	1- 0	1- 0	2- 0				
0- 0	0- 0	0- 0	NEUTRAL	0- 0	0- 0	0- 0				

RPI 1-25				RPI 26-50				RPI 51-100 Team's RPI: 73				RPI 101+			
RPI	S	Opponent	Score	RPI	S	Opponent	Score	RPI	S	Opponent	Score	RPI	S	Opponent	Score
5	H	Louisville	70 81	31	A	Virginia Tech	49 70	51	H	Virginia	52 69	110	H	Wake Forest	67 54
14	A	Northwestern	63 66	36	A	Duke	73 85	72	H	Syracuse	79 89	112	A	Notre Dame	75 65
16	H	NC State	54 72					76	N	Charlotte	68 84	112	H	Notre Dame	56 55
24	A	Florida St.	65 56					89	A	Georgia Tech	55 48	121	H	VCU	87 52
												130	A	Holy Cross	71 80
												131	A	Boston U.	88 57
												142	A	Providence	60 76
												148	N	Tulane	89 76
												172	H	Rhode Island	66 55
												207	A	Clemson	70 68
												226	H	UMass Lowell	89 46
												267	H	Delaware St.	109 69
												287	A	Pittsburgh	79 70
												313	H	St. Francis Brooklyn	106 69
LAST 10 Division I															
112	H	Notre Dame	56 55	31	A	Virginia Tech	49 70								
207	A	Clemson	70 68	89	A	Georgia Tech	55 48								
72	H	Syracuse	79 89	5	H	Louisville	70 81								
110	H	Wake Forest	67 54	51	H	Virginia	52 69								
24	A	Florida St.	65 56	112	A	Notre Dame	75 65								

Non-Div I Games:

Boston College

■ Loss,
 ■ Non-Conf, S Site,
 ■ Home
 ■ Away
 N Neutral

Average RPI Win: 197	WON-LOST	WINNING	LAST 10	STRENGTH OF	OPP. STRENGTH	TEAM	ADJ.	CONF.	ADJ CONF.
Average RPI Loss: 138	RECORD	PCT. RANK	GAMES	SCHEDULE	OF SCHEDULE	RPI	RPI	RPI	RPI
DIV. I ONLY	13- 10	133	7-3	137	156	131	131	15	15
DIV. I NON-CONF.	5- 6	187	0	170	135	194	194	16	16
TOTALS	RPI 1-25	RPI 26-50	W-L RECORDS	RPI 51-100	RPI 101-150	RPI 150+			
13- 10	0- 0	0- 0	OVERALL	2- 3	3- 3	8- 4			
6- 5	0- 0	0- 0	HOME	1- 3	2- 1	3- 1			
7- 5	0- 0	0- 0	AWAY	1- 0	1- 2	5- 3			
0- 0	0- 0	0- 0	NEUTRAL	0- 0	0- 0	0- 0			
5- 6	0- 0	0- 0	NON-CONFERENCE	0- 2	1- 2	4- 2			
2- 4	0- 0	0- 0	HOME	0- 2	1- 1	1- 1			
3- 2	0- 0	0- 0	AWAY	0- 0	0- 1	3- 1			
0- 0	0- 0	0- 0	NEUTRAL	0- 0	0- 0	0- 0			
8- 4	0- 0	0- 0	CONFERENCE	2- 1	2- 1	4- 2			
4- 1	0- 0	0- 0	HOME	1- 1	1- 0	2- 0			
4- 3	0- 0	0- 0	AWAY	1- 0	1- 1	2- 2			
0- 0	0- 0	0- 0	NEUTRAL	0- 0	0- 0	0- 0			

RPI S	Opponent	Score	RPI S	Opponent	Score	RPI S	Opponent	Score	RPI S	Opponent	Score	Team's RPI: 131
						67	H Marist	75 89	101	H Harvard	39 66	
						73	H Boston College	57 88	129	A Lehigh	34 51	
						75	H Bucknell	52 48	130	A Holy Cross	62 51	
						96	A Colgate	60 58	130	H Holy Cross	76 70	
						96	H Colgate	61 70	134	A California	62 73	
									144	H Northeastern	72 56	
									151	H Massachusetts	45 58	
									161	A UC Davis	68 75	
									168	A Lafayette	57 59	
									185	H Dartmouth	74 56	
									199	H American	59 44	
									219	A Maine	62 49	
									252	A Loyola Maryland	41 39	
									252	H Loyola Maryland	44 42	
									269	A New Hampshire	78 64	
									297	A Navy	41 46	
									302	A Army West Point	72 66	
									311	A Albany (NY)	60 58	
LAST 10 Division I												
			96	A Colgate	60 58		297	A Navy	41 46			
			130	A Holy Cross	62 51		96	H Colgate	61 70			
			75	H Bucknell	52 48		252	H Loyola Maryland	44 42			
			252	A Loyola Maryland	41 39		302	A Army West Point	72 66			
			130	H Holy Cross	76 70		129	A Lehigh	34 51			

Non-Div I Games:

Boston U.

■ Loss,
 ■ Non-Conf,
 ■ S Site,
 ■ H Home
 ■ A Away
 N Neutral

Bowling Green

Through Games Of Feb. 13, 2020

Average RPI Win:	232	WON-LOST	WINNING	LAST 10	STRENGTH OF	OPP. STRENGTH	TEAM	ADJ.	CONF.	ADJ CONF.
Average RPI Loss:	137	RECORD	PCT. RANK	GAMES	SCHEDULE	OF SCHEDULE	RPI	RPI	RPI	RPI
DIV. I ONLY	6- 15	289	1-9	166	152	261	261	10	10	
DIV. I NON-CONF.	5- 5	164	0	196	265	157	157	10	10	
TOTALS	RPI 1-25	RPI 26-50	W-L RECORDS	RPI 51-100	RPI 101-150	RPI 150+				
6- 15	0- 0	0- 2	OVERALL	0- 1	0- 4	6- 8				
3- 5	0- 0	0- 0	HOME	0- 1	0- 0	3- 4				
2- 8	0- 0	0- 2	AWAY	0- 0	0- 3	2- 3				
1- 2	0- 0	0- 0	NEUTRAL	0- 0	0- 1	1- 1				
5- 5	0- 0	0- 1	NON-CONFERENCE	0- 0	0- 2	5- 2				
2- 0	0- 0	0- 0	HOME	0- 0	0- 0	2- 0				
2- 3	0- 0	0- 1	AWAY	0- 0	0- 1	2- 1				
1- 2	0- 0	0- 0	NEUTRAL	0- 0	0- 1	1- 1				
1- 10	0- 0	0- 1	CONFERENCE	0- 1	0- 2	1- 6				
1- 5	0- 0	0- 0	HOME	0- 1	0- 0	1- 4				
0- 5	0- 0	0- 1	AWAY	0- 0	0- 2	0- 2				
0- 0	0- 0	0- 0	NEUTRAL	0- 0	0- 0	0- 0				

RPI S	Opponent	Score	RPI S	Opponent	Score	RPI S	Opponent	Score	RPI S	Opponent	Score	Team's RPI: 261
37	A Purdue	74 81	48	A Ohio	69 79	64	H Ball St.	80 86	105	A Kent St.	47 61	
									122	A Buffalo	59 65	
									132	A Loyola Chicago	76 84	
									136	N Green Bay	54 73	
									153	A Toledo	72 79	
									156	A Eastern Mich.	61 78	
									156	H Eastern Mich.	58 70	
									165	H Western Mich.	72 63	
									167	H Northern Ill.	87 92	
									177	H Miami (OH)	59 80	
									178	A Valparaiso	90 95	
									188	H Cleveland St.	89 62	
									200	H Akron	73 76	
									231	N San Francisco	56 64	
									236	A Milwaukee	63 51	
									250	A Marshall	82 69	
									260	H Morehead St.	79 65	
									292	N California Baptist	98 60	
LAST 10 Division I												
156	H Eastern Mich.	58 70	165	H Western Mich.	72 63							
167	H Northern Ill.	87 92	153	A Toledo	72 79							
105	A Kent St.	47 61	122	A Buffalo	59 65							
177	H Miami (OH)	59 80	200	H Akron	73 76							
48	A Ohio	69 79	64	H Ball St.	80 86							

Non-Div I Games: Davis & Elkins 91 52 Notre Dame (OH) 88 54

Bowling Green

Loss, Non-Conf, S Site, H Home A Away N Neutral

Bradley

Through Games Of Feb. 13, 2020

Average RPI Win:	183	WON-LOST	WINNING	LAST 10	STRENGTH OF	OPP. STRENGTH	TEAM	ADJ.	CONF.	ADJ CONF.
Average RPI Loss:	56	RECORD	PCT. RANK	GAMES	SCHEDULE	OF SCHEDULE	RPI	RPI	RPI	RPI
DIV. I ONLY	16- 4	29	8-2	149	91	41	41	7	7	
DIV. I NON-CONF.	8- 2	51	0	283	119	95	95	7	7	
TOTALS	RPI 1-25	RPI 26-50	W-L RECORDS	RPI 51-100	RPI 101-150	RPI 150+				
16- 4	0- 1	1- 1	OVERALL	3- 2	2- 0	10- 0				
8- 0	0- 0	1- 0	HOME	2- 0	0- 0	5- 0				
5- 3	0- 1	0- 1	AWAY	1- 1	1- 0	3- 0				
3- 1	0- 0	0- 0	NEUTRAL	0- 1	1- 0	2- 0				
8- 2	0- 0	0- 1	NON-CONFERENCE	0- 1	1- 0	7- 0				
3- 0	0- 0	0- 0	HOME	0- 0	0- 0	3- 0				
2- 1	0- 0	0- 1	AWAY	0- 0	0- 0	2- 0				
3- 1	0- 0	0- 0	NEUTRAL	0- 1	1- 0	2- 0				
8- 2	0- 1	1- 0	CONFERENCE	3- 1	1- 0	3- 0				
5- 0	0- 0	1- 0	HOME	2- 0	0- 0	2- 0				
3- 2	0- 1	0- 0	AWAY	1- 1	1- 0	1- 0				
0- 0	0- 0	0- 0	NEUTRAL	0- 0	0- 0	0- 0				

RPI 1-25				RPI 26-50				Team's RPI: 41		RPI 51-100				RPI 101+			
RPI	S	Opponent	Score	RPI	S	Opponent	Score			RPI	S	Opponent	Score	RPI	S	Opponent	Score
4	A	Missouri St.	56 90	34	H	Drake	77 76			59	H	UNI	61 47	120	N	Richmond	61 57
				35	A	Michigan	57 77			77	A	Illinois St.	66 62	132	A	Loyola Chicago	60 47
										77	H	Illinois St.	76 61	157	H	Jackson St.	78 69
										86	A	Southern Ill.	50 64	177	H	Miami (OH)	79 68
										100	N	Liberty	63 75	178	A	Valparaiso	75 61
														196	A	Western Ill.	84 49
														230	N	George Mason	61 59
														273	H	Indiana St.	91 75
														283	A	Oakland	74 58
														298	H	North Dakota St.	70 64
														308	N	Eastern Wash.	66 46
														323	H	Evansville	82 51
LAST 10 Division I																	
				77	A	Illinois St.	66 62			178	A	Valparaiso	75 61				
				86	A	Southern Ill.	50 64			132	A	Loyola Chicago	60 47				
				4	A	Missouri St.	56 90			77	H	Illinois St.	76 61				
				34	H	Drake	77 76			273	H	Indiana St.	91 75				
				59	H	UNI	61 47			323	H	Evansville	82 51				

Non-Div I Games: Eureka 101 39

Bradley

■ Loss,
 ■ Non-Conf,
 ■ S Site,
 ■ H Home
 ■ A Away
 N Neutral

Average RPI Win: 263	WON-LOST	WINNING	LAST 10	STRENGTH OF	OPP. STRENGTH	TEAM	ADJ.	CONF.	ADJ CONF.
Average RPI Loss: 147	RECORD	PCT. RANK	GAMES	SCHEDULE	OF SCHEDULE	RPI	RPI	RPI	RPI
DIV. I ONLY	7- 12	250	4-6	196	234	211	211	8	8
DIV. I NON-CONF.	6- 7	182	3-1	287	328	232	232	8	8

TOTALS	RPI 1-25	RPI 26-50	W-L RECORDS	RPI 51-100	RPI 101-150	RPI 150+			
7- 12	0- 0	0- 2	OVERALL	0- 1	0- 3	7- 6			
1- 4	0- 0	0- 1	HOME	0- 0	0- 1	1- 2			
6- 7	0- 0	0- 1	AWAY	0- 1	0- 2	6- 3			
0- 1	0- 0	0- 0	NEUTRAL	0- 0	0- 0	0- 1			
6- 7	0- 0	0- 0	NON-CONFERENCE	0- 1	0- 1	6- 5			
1- 3	0- 0	0- 0	HOME	0- 0	0- 1	1- 2			
5- 3	0- 0	0- 0	AWAY	0- 1	0- 0	5- 2			
0- 1	0- 0	0- 0	NEUTRAL	0- 0	0- 0	0- 1			
1- 5	0- 0	0- 2	CONFERENCE	0- 0	0- 2	1- 1			
0- 1	0- 0	0- 1	HOME	0- 0	0- 0	0- 0			
1- 4	0- 0	0- 1	AWAY	0- 0	0- 2	1- 1			
0- 0	0- 0	0- 0	NEUTRAL	0- 0	0- 0	0- 0			

RPI 1-25			RPI 26-50			RPI 51-100			RPI 101+ Team's RPI: 211		
RPI	S	Opponent	Score	RPI	S	Opponent	Score	RPI	S	Opponent	Score
				42	A	Yale	72 79	58	A	South Fla.	60 70
				42	H	Yale	40 73				
								101	A	Harvard	53 68
								130	H	Holy Cross	71 83
								139	A	Cornell	63 74
								151	A	Massachusetts	42 95
								164	A	Columbia	60 74
								172	N	Rhode Island	44 89
								185	A	Dartmouth	83 71
								197	H	Merrimack	57 72
								216	A	Fairfield	58 44
								219	H	Maine	76 70
								258	A	Longwood	76 86
								269	A	New Hampshire	76 68
								295	A	FIU	72 57
								315	A	Bryant	56 50
								315	H	Bryant	44 45
								345	A	Central Conn. St.	83 73

LAST 10 Division I											
				101	A	Harvard	53 68	42	A	Yale	72 79
				185	A	Dartmouth	83 71	58	A	South Fla.	60 70
				164	A	Columbia	60 74	295	A	FIU	72 57
				139	A	Cornell	63 74	216	A	Fairfield	58 44
				42	H	Yale	40 73	315	A	Bryant	56 50

Non-Div I Games:

Brown

■ Loss,
 ■ Non-Conf,
 ■ S Site,
 ■ H Home
 ■ A Away
 N Neutral

Average RPI Win: 290	WON-LOST	WINNING	LAST 10	STRENGTH OF	OPP. STRENGTH	TEAM	ADJ.	CONF.	ADJ CONF.
Average RPI Loss: 208	RECORD	PCT. RANK	GAMES	SCHEDULE	OF SCHEDULE	RPI	RPI	RPI	RPI
DIV. I ONLY	7- 15	276	5-5	330	322	315	315	30	30
DIV. I NON-CONF.	2- 9	304	0	323	252	334	334	30	30
TOTALS	RPI 1-25	RPI 26-50	W-L RECORDS	RPI 51-100	RPI 101-150	RPI 150+			
7- 15	0- 0	0- 0	OVERALL	0- 1	0- 3	7- 11			
4- 7	0- 0	0- 0	HOME	0- 0	0- 1	4- 6			
3- 8	0- 0	0- 0	AWAY	0- 1	0- 2	3- 5			
0- 0	0- 0	0- 0	NEUTRAL	0- 0	0- 0	0- 0			
2- 9	0- 0	0- 0	NON-CONFERENCE	0- 1	0- 2	2- 6			
1- 4	0- 0	0- 0	HOME	0- 0	0- 1	1- 3			
1- 5	0- 0	0- 0	AWAY	0- 1	0- 1	1- 3			
0- 0	0- 0	0- 0	NEUTRAL	0- 0	0- 0	0- 0			
5- 6	0- 0	0- 0	CONFERENCE	0- 0	0- 1	5- 5			
3- 3	0- 0	0- 0	HOME	0- 0	0- 0	3- 3			
2- 3	0- 0	0- 0	AWAY	0- 0	0- 1	2- 2			
0- 0	0- 0	0- 0	NEUTRAL	0- 0	0- 0	0- 0			

RPI 1-25			RPI 26-50			RPI 51-100				RPI 101+ Team's RPI: 315							
RPI	S	Opponent	Score	RPI	S	Opponent	Score	RPI	S	Opponent	Score	RPI	S	Opponent	Score		
								62	A	Minnesota	56	101	130	A	Holy Cross	75	87
												138	A	Robert Morris	39	69	
												142	H	Providence	32	76	
												175	A	Illinois	55	69	
												190	A	Mt. St. Mary's	72	67	
												190	H	Mt. St. Mary's	70	76	
												197	A	Merrimack	66	78	
												211	A	Brown	45	44	
												211	H	Brown	50	56	
												226	H	UMass Lowell	35	55	
												251	A	Saint Francis (PA)	58	64	
												251	H	Saint Francis (PA)	60	63	
												269	H	New Hampshire	56	68	
												284	H	Wagner	45	58	
												299	A	Vermont	66	71	
												302	A	Army West Point	75	81	
												311	H	Albany (NY)	68	55	
												313	H	St. Francis Brooklyn	78	59	
												326	A	Fairleigh Dickinson	57	45	
												336	H	LIU Brooklyn	57	53	
												345	H	Central Conn. St.	59	47	
LAST 10 Division I																	
				313	H	St. Francis Brooklyn	78	59	190	A	Mt. St. Mary's	72	67				
				345	H	Central Conn. St.	59	47	336	H	LIU Brooklyn	57	53				
				138	A	Robert Morris	39	69	190	H	Mt. St. Mary's	70	76				
				251	A	Saint Francis (PA)	58	64	197	A	Merrimack	66	78				
				284	H	Wagner	45	58	326	A	Fairleigh Dickinson	57	45				

Non-Div I Games:

Bryant

■ Loss,
 ■ Non-Conf,
 ■ S Site,
 ■ H Home
 ■ A Away
 N Neutral

RPI 1-25				RPI 26-50				RPI 51-100				Team's RPI: 75				RPI 101+			
RPI	S	Opponent	Score	RPI	S	Opponent	Score	RPI	S	Opponent	Score	RPI	S	Opponent	Score	RPI	S	Opponent	Score
								51	A	Virginia	60 84	129	A	Lehigh	71 50				
								55	H	Drexel	60 49	130	A	Holy Cross	51 40				
								66	A	Stony Brook	73 78	131	A	Boston U.	48 52				
								74	H	Temple	61 72	168	H	Lafayette	50 36				
								82	N	Cincinnati	56 48	181	A	Quinnipiac	69 76				
								96	H	Colgate	66 43	199	H	American	68 43				
												230	A	George Mason	64 51				
												251	A	Saint Francis (PA)	70 46				
												252	A	Loyola Maryland	50 60				
												252	H	Loyola Maryland	66 42				
												255	N	Howard	70 60				
												280	H	Monmouth	71 37				
												291	H	St. Bonaventure	68 60				
												297	A	Navy	61 34				
												297	H	Navy	75 65				
												302	A	Army West Point	63 52				
												302	H	Army West Point	77 46				
LAST 10 Division I																			
				297	H	Navy	75 65	96	H	Colgate	66 43								
				252	H	Loyola Maryland	66 42	129	A	Lehigh	71 50								
				131	A	Boston U.	48 52	199	H	American	68 43								
				302	H	Army West Point	77 46	130	A	Holy Cross	51 40								
				252	A	Loyola Maryland	50 60	297	A	Navy	61 34								

Bucknell

Buffalo

Through Games Of Feb. 13, 2020

Average RPI Win:	200	WON-LOST	WINNING	LAST 10	STRENGTH OF	OPP. STRENGTH	TEAM	ADJ.	CONF.	ADJ CONF.
Average RPI Loss:	103	RECORD	PCT. RANK	GAMES	SCHEDULE	OF SCHEDULE	RPI	RPI	RPI	RPI
DIV. I ONLY	13- 9	113	3-7	148	116	122	122	10	10	
DIV. I NON-CONF.	9- 2	37	0	210	195	57	57	10	10	
TOTALS	RPI 1-25	RPI 26-50	W-L RECORDS	RPI 51-100	RPI 101-150	RPI 150+				
13- 9	0- 2	0- 1	OVERALL	2- 1	1- 1	10- 4				
7- 3	0- 1	0- 1	HOME	1- 0	0- 0	6- 1				
4- 6	0- 1	0- 0	AWAY	0- 1	1- 1	3- 3				
2- 0	0- 0	0- 0	NEUTRAL	1- 0	0- 0	1- 0				
9- 2	0- 1	0- 0	NON-CONFERENCE	2- 0	0- 1	7- 0				
5- 0	0- 0	0- 0	HOME	1- 0	0- 0	4- 0				
2- 2	0- 1	0- 0	AWAY	0- 0	0- 1	2- 0				
2- 0	0- 0	0- 0	NEUTRAL	1- 0	0- 0	1- 0				
4- 7	0- 1	0- 1	CONFERENCE	0- 1	1- 0	3- 4				
2- 3	0- 1	0- 1	HOME	0- 0	0- 0	2- 1				
2- 4	0- 0	0- 0	AWAY	0- 1	1- 0	1- 3				
0- 0	0- 0	0- 0	NEUTRAL	0- 0	0- 0	0- 0				

RPI 1-25				RPI 26-50				RPI 51-100				RPI 101+ Team's RPI: 122			
RPI	S	Opponent	Score	RPI	S	Opponent	Score	RPI	S	Opponent	Score	RPI	S	Opponent	Score
10	A	Stanford	69 88	48	H	Ohio	65 76	55	N	Drexel	63 59	105	A	Kent St.	57 44
17	H	Central Mich.	93 98					57	H	Dayton	67 59	146	A	San Jose St.	88 95
								64	A	Ball St.	65 69	153	A	Toledo	59 71
												153	H	Toledo	62 78
												156	H	Eastern Mich.	66 63
												164	H	Columbia	82 75
												165	A	Western Mich.	62 74
												167	A	Northern Ill.	63 64
												177	A	Miami (OH)	86 72
												185	H	Dartmouth	73 49
												199	N	American	73 55
												261	H	Bowling Green	65 59
												266	A	Niagara	81 67
												291	A	St. Bonaventure	46 36
												334	H	Canisius	71 55
												345	H	Central Conn. St.	61 56
LAST 10 Division I															
165	A	Western Mich.	62 74	64	A	Ball St.	65 69	156	H	Eastern Mich.	66 63				
153	H	Toledo	62 78	261	H	Bowling Green	65 59	48	H	Ohio	65 76				
167	A	Northern Ill.	63 64	153	A	Toledo	59 71								
17	H	Central Mich.	93 98												
105	A	Kent St.	57 44												

Non-Div I Games:

Buffalo

■ Loss,
 ■ Non-Conf, S Site,
 ■ Home
 ■ Away
 N Neutral

Average RPI Win:	182	WON-LOST	WINNING	LAST 10	STRENGTH OF	OPP. STRENGTH	TEAM	ADJ.	CONF.	ADJ CONF.
Average RPI Loss:	52	RECORD	PCT. RANK	GAMES	SCHEDULE	OF SCHEDULE	RPI	RPI	RPI	RPI
DIV. I ONLY	17- 6	47	9-1	186	65	95	95	6	6	
DIV. I NON-CONF.	8- 3	68	0	182	103	110	110	6	6	
TOTALS	RPI 1-25	RPI 26-50	W-L RECORDS	RPI 51-100	RPI 101-150	RPI 150+				
17- 6	0- 2	4- 0	OVERALL	2- 4	1- 0	10- 0				
11- 4	0- 2	2- 0	HOME	1- 2	0- 0	8- 0				
5- 1	0- 0	1- 0	AWAY	1- 1	1- 0	2- 0				
1- 1	0- 0	1- 0	NEUTRAL	0- 1	0- 0	0- 0				
8- 3	0- 1	2- 0	NON-CONFERENCE	0- 2	0- 0	6- 0				
7- 1	0- 1	1- 0	HOME	0- 0	0- 0	6- 0				
0- 1	0- 0	0- 0	AWAY	0- 1	0- 0	0- 0				
1- 1	0- 0	1- 0	NEUTRAL	0- 1	0- 0	0- 0				
9- 3	0- 1	2- 0	CONFERENCE	2- 2	1- 0	4- 0				
4- 3	0- 1	1- 0	HOME	1- 2	0- 0	2- 0				
5- 0	0- 0	1- 0	AWAY	1- 0	1- 0	2- 0				
0- 0	0- 0	0- 0	NEUTRAL	0- 0	0- 0	0- 0				

RPI 1-25				RPI 26-50				RPI 51-100 Team's RPI: 95				RPI 101+			
RPI	S	Opponent	Score	RPI	S	Opponent	Score	RPI	S	Opponent	Score	RPI	S	Opponent	Score
15	H	Indiana	53 64	32	H	Marquette	61 55	60	H	St. John's (NY)	42 67	142	A	Providence	50 47
19	H	DePaul	65 80	33	A	Creighton	73 67	64	A	Ball St.	70 74	191	H	High Point	74 52
				48	N	Ohio	60 55	69	H	Seton Hall	62 67	200	H	Akron	76 55
				50	H	IUPUI	64 61	83	N	Georgia	36 69	239	A	Georgetown	47 46
								97	A	Villanova	58 41	239	H	Georgetown	60 42
								97	H	Villanova	63 61	257	H	Eastern Ky.	73 41
												265	A	Xavier	78 70
												265	H	Xavier	63 61
												284	H	Wagner	74 58
												328	H	Detroit Mercy	82 60
												332	H	Purdue Fort Wayne	85 58
LAST 10 Division I															
				97	H	Villanova	63 61	19	H	DePaul	65 80				
				239	H	Georgetown	60 42	32	H	Marquette	61 55				
				265	H	Xavier	63 61	239	A	Georgetown	47 46				
				33	A	Creighton	73 67	97	A	Villanova	58 41				
				142	A	Providence	50 47	265	A	Xavier	78 70				

Non-Div I Games:

Butler

CSU Bakersfield

Through Games Of Feb. 13, 2020

Average RPI Win:	259	WON-LOST	WINNING	LAST 10	STRENGTH OF	OPP. STRENGTH	TEAM	ADJ.	CONF.	ADJ CONF.
Average RPI Loss:	208	RECORD	PCT. RANK	GAMES	SCHEDULE	OF SCHEDULE	RPI	RPI	RPI	RPI
DIV. I ONLY	11- 9	143	6-4	304	303	227	227	31	31	
DIV. I NON-CONF.	5- 5	164	0	136	151	148	148	32	32	
TOTALS	RPI 1-25	RPI 26-50	W-L RECORDS	RPI 51-100	RPI 101-150	RPI 150+				
11- 9	0- 2	0- 0	OVERALL	0- 0	2- 1	9- 6				
7- 3	0- 0	0- 0	HOME	0- 0	2- 0	5- 3				
4- 6	0- 2	0- 0	AWAY	0- 0	0- 1	4- 3				
0- 0	0- 0	0- 0	NEUTRAL	0- 0	0- 0	0- 0				
5- 5	0- 2	0- 0	NON-CONFERENCE	0- 0	2- 1	3- 2				
5- 0	0- 0	0- 0	HOME	0- 0	2- 0	3- 0				
0- 5	0- 2	0- 0	AWAY	0- 0	0- 1	0- 2				
0- 0	0- 0	0- 0	NEUTRAL	0- 0	0- 0	0- 0				
6- 4	0- 0	0- 0	CONFERENCE	0- 0	0- 0	6- 4				
2- 3	0- 0	0- 0	HOME	0- 0	0- 0	2- 3				
4- 1	0- 0	0- 0	AWAY	0- 0	0- 0	4- 1				
0- 0	0- 0	0- 0	NEUTRAL	0- 0	0- 0	0- 0				

RPI 1-25				RPI 26-50				RPI 51-100				RPI 101+ Team's RPI: 227			
RPI	S	Opponent	Score	RPI	S	Opponent	Score	RPI	S	Opponent	Score	RPI	S	Opponent	Score
12	A	Gonzaga	48 92									107	H	Pacific	80 70
13	A	Oregon St.	50 69									135	A	Washington	49 80
												146	H	San Jose St.	75 71
												160	A	Wright St.	60 65
												218	A	Grand Canyon	59 54
												233	H	UMKC	70 60
												262	H	North Texas	61 52
												276	H	UC Santa Barbara	66 62
												289	A	UC Riverside	52 53
												292	A	California Baptist	66 61
												292	H	California Baptist	53 55
												306	A	Seattle U	57 63
												314	H	UTRGV	52 66
												320	A	Utah Valley	55 53
												324	H	N.C. Central	80 71
												325	H	New Mexico St.	60 59
												350	A	Chicago St.	58 51
												350	H	Chicago St.	58 60
LAST 10 Division I															
350	A	Chicago St.	58 51	320	A	Utah Valley	55 53								
292	H	California Baptist	53 55	350	H	Chicago St.	58 60								
314	H	UTRGV	52 66	233	H	UMKC	70 60								
325	H	New Mexico St.	60 59	292	A	California Baptist	66 61								
306	A	Seattle U	57 63	218	A	Grand Canyon	59 54								

Non-Div I Games: Fresno Pacific 95 64 Westcliff 100 44 Cal St. Dom. Hills 83 74

CSU Bakersfield

Loss, Non-Conf, S Site, H Home A Away N Neutral

Average RPI Win:	246	WON-LOST	WINNING	LAST 10	STRENGTH OF	OPP. STRENGTH	TEAM	ADJ.	CONF.	ADJ CONF.
Average RPI Loss:	179	RECORD	PCT. RANK	GAMES	SCHEDULE	OF SCHEDULE	RPI	RPI	RPI	RPI
DIV. I ONLY	8- 14	252	5-5	289	146	285	285	28	28	
DIV. I NON-CONF.	4- 9	250	1-0	270	39	265	265	26	26	
TOTALS	RPI 1-25	RPI 26-50	W-L RECORDS	RPI 51-100	RPI 101-150	RPI 150+				
8- 14	0- 1	0- 0	OVERALL	0- 3	1- 1	7- 9				
4- 6	0- 1	0- 0	HOME	0- 2	1- 0	3- 3				
3- 7	0- 0	0- 0	AWAY	0- 1	0- 1	3- 5				
1- 1	0- 0	0- 0	NEUTRAL	0- 0	0- 0	1- 1				
4- 9	0- 1	0- 0	NON-CONFERENCE	0- 3	1- 1	3- 4				
1- 4	0- 1	0- 0	HOME	0- 2	1- 0	0- 1				
2- 4	0- 0	0- 0	AWAY	0- 1	0- 1	2- 2				
1- 1	0- 0	0- 0	NEUTRAL	0- 0	0- 0	1- 1				
4- 5	0- 0	0- 0	CONFERENCE	0- 0	0- 0	4- 5				
3- 2	0- 0	0- 0	HOME	0- 0	0- 0	3- 2				
1- 3	0- 0	0- 0	AWAY	0- 0	0- 0	1- 3				
0- 0	0- 0	0- 0	NEUTRAL	0- 0	0- 0	0- 0				

RPI	S	Opponent	Score	RPI	S	Opponent	Score	RPI	S	Opponent	Score	RPI	S	Opponent	Score	Team's RPI: 285
7	H	UCLA	44 58					51	H	Virginia	47 72	109	A	San Diego	40 59	
								78	H	Southern California	53 69	145	H	Portland	73 64	
								93	A	Washington St.	61 71	161	A	UC Davis	39 61	
												176	A	Hawaii	66 70	
												176	H	Hawaii	58 54	
												206	H	Santa Clara	55 76	
												231	A	San Francisco	61 79	
												235	N	SMU	58 68	
												241	H	Cal St. Fullerton	63 57	
												243	A	San Diego St.	74 69	
												262	A	Long Beach St.	52 60	
												273	N	Indiana St.	67 59	
												286	A	LMU (CA)	56 54	
												289	H	UC Riverside	62 67	
												292	A	California Baptist	56 64	
												300	A	UC Irvine	56 51	
												300	H	UC Irvine	70 62	
												310	H	Cal Poly	41 52	
LAST 10 Division I																
176	A	Hawaii	66 70	262	A	Long Beach St.	52 60									
289	H	UC Riverside	62 67	241	H	Cal St. Fullerton	63 57									
310	H	Cal Poly	41 52	300	H	UC Irvine	70 62									
161	A	UC Davis	39 61	176	H	Hawaii	58 54									
300	A	UC Irvine	56 51	243	A	San Diego St.	74 69									

Non-Div I Games: Hope Int'l 77 54

CSUN

■ Loss,
 ■ Non-Conf,
 ■ S Site,
 ■ H Home
 ■ A Away
 N Neutral

Average RPI Win:	276	WON-LOST	WINNING	LAST 10	STRENGTH OF	OPP. STRENGTH	TEAM	ADJ.	CONF.	ADJ CONF.
Average RPI Loss:	191	RECORD	PCT. RANK	GAMES	SCHEDULE	OF SCHEDULE	RPI	RPI	RPI	RPI
DIV. I ONLY	5- 15	303	3-7	224	287	310	310	28	28	
DIV. I NON-CONF.	2- 8	295	0	147	235	302	302	26	26	
TOTALS	RPI 1-25	RPI 26-50	W-L RECORDS	RPI 51-100	RPI 101-150	RPI 150+				
5- 15	0- 0	0- 2	OVERALL	0- 1	0- 0	5- 12				
4- 6	0- 0	0- 1	HOME	0- 1	0- 0	4- 4				
1- 9	0- 0	0- 1	AWAY	0- 0	0- 0	1- 8				
0- 0	0- 0	0- 0	NEUTRAL	0- 0	0- 0	0- 0				
2- 8	0- 0	0- 2	NON-CONFERENCE	0- 1	0- 0	2- 5				
2- 3	0- 0	0- 1	HOME	0- 1	0- 0	2- 1				
0- 5	0- 0	0- 1	AWAY	0- 0	0- 0	0- 4				
0- 0	0- 0	0- 0	NEUTRAL	0- 0	0- 0	0- 0				
3- 7	0- 0	0- 0	CONFERENCE	0- 0	0- 0	3- 7				
2- 3	0- 0	0- 0	HOME	0- 0	0- 0	2- 3				
1- 4	0- 0	0- 0	AWAY	0- 0	0- 0	1- 4				
0- 0	0- 0	0- 0	NEUTRAL	0- 0	0- 0	0- 0				

RPI S	Opponent	Score	RPI S	Opponent	Score	RPI S	Opponent	Score	RPI S	Opponent	Score	Team's RPI: 310
28	H Old Dominion	55 61	29	A Arizona St.	41 66	53	H Fresno St.	52 79	161	A UC Davis	58 71	
									161	H UC Davis	36 42	
									163	A Saint Mary's (CA)	67 84	
									176	H Hawaii	46 59	
									187	A Pepperdine	53 63	
									241	A Cal St. Fullerton	64 65	
									248	A Nevada	40 71	
									249	H Lamar University	57 56	
									262	A Long Beach St.	69 72	
									262	H Long Beach St.	61 41	
									270	A Denver	66 96	
									276	A UC Santa Barbara	50 52	
									285	A CSUN	52 41	
									289	H UC Riverside	75 70	
									296	H Sacramento St.	62 43	
									300	H UC Irvine	57 68	
									306	H Seattle U	49 72	
LAST 10 Division I												
161	A UC Davis	58 71	161	H UC Davis	36 42							
262	H Long Beach St.	61 41	289	H UC Riverside	75 70							
176	H Hawaii	46 59	300	H UC Irvine	57 68							
285	A CSUN	52 41	276	A UC Santa Barbara	50 52							
241	A Cal St. Fullerton	64 65	262	A Long Beach St.	69 72							

Non-Div I Games: Holy Names 100 35

Cal Poly

■ Loss,
 ■ Non-Conf,
 ■ S Site,
 ■ H Home
 ■ A Away
 N Neutral

Average RPI Win:	261	WON-LOST	WINNING	LAST 10	STRENGTH OF	OPP. STRENGTH	TEAM	ADJ.	CONF.	ADJ CONF.
Average RPI Loss:	222	RECORD	PCT. RANK	GAMES	SCHEDULE	OF SCHEDULE	RPI	RPI	RPI	RPI
DIV. I ONLY	12- 10	144	5-5	331	286	241	241	28	28	
DIV. I NON-CONF.	8- 5	117	1-0	293	299	192	192	26	26	
TOTALS	RPI 1-25	RPI 26-50	W-L RECORDS	RPI 51-100	RPI 101-150	RPI 150+				
12- 10	0- 0	0- 0	OVERALL	0- 0	1- 0	11- 10				
7- 4	0- 0	0- 0	HOME	0- 0	0- 0	7- 4				
5- 6	0- 0	0- 0	AWAY	0- 0	1- 0	4- 6				
0- 0	0- 0	0- 0	NEUTRAL	0- 0	0- 0	0- 0				
8- 5	0- 0	0- 0	NON-CONFERENCE	0- 0	1- 0	7- 5				
4- 2	0- 0	0- 0	HOME	0- 0	0- 0	4- 2				
4- 3	0- 0	0- 0	AWAY	0- 0	1- 0	3- 3				
0- 0	0- 0	0- 0	NEUTRAL	0- 0	0- 0	0- 0				
4- 5	0- 0	0- 0	CONFERENCE	0- 0	0- 0	4- 5				
3- 2	0- 0	0- 0	HOME	0- 0	0- 0	3- 2				
1- 3	0- 0	0- 0	AWAY	0- 0	0- 0	1- 3				
0- 0	0- 0	0- 0	NEUTRAL	0- 0	0- 0	0- 0				

RPI 1-25			RPI 26-50			RPI 51-100			RPI 101+ Team's RPI: 241		
RPI	S	Opponent	Score	RPI	S	Opponent	Score	RPI	S	Opponent	Score
								109	A	San Diego	72 67
								161	H	UC Davis	61 72
								171	H	Montana	69 71
								176	A	Hawaii	72 79
								179	A	UNLV	64 58
								184	H	Delaware	55 72
								189	A	Southern Utah	63 79
								218	A	Grand Canyon	80 70
								231	A	San Francisco	63 71
								243	A	San Diego St.	45 55
								262	H	Long Beach St.	69 65
								276	A	UC Santa Barbara	70 68
								276	H	UC Santa Barbara	66 75
								285	A	CSUN	57 63
								286	A	LMU (CA)	79 74
								289	H	UC Riverside	71 61
								290	H	Utah St.	83 62
								292	H	California Baptist	97 93
								300	A	UC Irvine	75 82
								306	H	Seattle U	81 63
								310	H	Cal Poly	65 64
								312	H	Air Force	79 70
LAST 10 Division I											
300	A	UC Irvine	75 82	176	A	Hawaii	72 79				
289	H	UC Riverside	71 61	285	A	CSUN	57 63				
161	H	UC Davis	61 72	262	H	Long Beach St.	69 65				
310	H	Cal Poly	65 64	276	A	UC Santa Barbara	70 68				
276	H	UC Santa Barbara	66 75	306	H	Seattle U	81 63				

Non-Div I Games:

Cal St. Fullerton

■ Loss,
 ■ Non-Conf, S Site,
 ■ Home
 ■ Away
 N Neutral

California

Through Games Of Feb. 13, 2020

Average RPI Win:	205	WON-LOST	WINNING	LAST 10	STRENGTH OF	OPP. STRENGTH	TEAM	ADJ.	CONF.	ADJ CONF.
Average RPI Loss:	52	RECORD	PCT. RANK	GAMES	SCHEDULE	OF SCHEDULE	RPI	RPI	RPI	RPI
DIV. I ONLY	9- 14	245	1-9	24	48	134	134	1	1	
DIV. I NON-CONF.	8- 3	68	0	67	208	59	59	1	1	
TOTALS	RPI 1-25	RPI 26-50	W-L RECORDS	RPI 51-100	RPI 101-150	RPI 150+				
9- 14	0- 6	1- 1	OVERALL	0- 5	2- 2	6- 0				
7- 8	0- 2	1- 1	HOME	0- 4	1- 1	5- 0				
2- 6	0- 4	0- 0	AWAY	0- 1	1- 1	1- 0				
0- 0	0- 0	0- 0	NEUTRAL	0- 0	0- 0	0- 0				
8- 3	0- 1	1- 1	NON-CONFERENCE	0- 0	1- 1	6- 0				
7- 1	0- 0	1- 1	HOME	0- 0	1- 0	5- 0				
1- 2	0- 1	0- 0	AWAY	0- 0	0- 1	1- 0				
0- 0	0- 0	0- 0	NEUTRAL	0- 0	0- 0	0- 0				
1- 11	0- 5	0- 0	CONFERENCE	0- 5	1- 1	0- 0				
0- 7	0- 2	0- 0	HOME	0- 4	0- 1	0- 0				
1- 4	0- 3	0- 0	AWAY	0- 1	1- 0	0- 0				
0- 0	0- 0	0- 0	NEUTRAL	0- 0	0- 0	0- 0				

RPI S Opponent Score	RPI S Opponent Score	RPI S Opponent Score	RPI S Opponent Score
1 A Oregon 55 105	27 H Kentucky 61 63	63 H Colorado 50 62	101 A Harvard 53 56
7 H UCLA 70 74	38 H Arkansas 84 80	78 H Southern California 67 75	131 H Boston U. 73 62
8 A UConn 61 72		91 H Utah 62 71	135 A Washington 81 74
10 A Stanford 40 73		93 A Washington St. 66 92	135 H Washington 64 67
10 H Stanford 65 79		93 H Washington St. 75 96	206 H Santa Clara 69 65
13 A Oregon St. 44 81			218 H Grand Canyon 72 53
			243 A San Diego St. 74 48
			262 H Long Beach St. 68 45
			289 H UC Riverside 84 61
			324 H N.C. Central 90 69
LAST 10 Division I			
7 H UCLA 70 74	91 H Utah 62 71		
78 H Southern California 67 75	1 A Oregon 55 105		
135 A Washington 81 74	13 A Oregon St. 44 81		
93 A Washington St. 66 92	10 H Stanford 65 79		
63 H Colorado 50 62	10 A Stanford 40 73		

Non-Div I Games:

California

Loss, Non-Conf, S Site, H Home A Away N Neutral

California Sports				Through Games Of Feb. 15, 1916						
Average RPI Win:	261	WON-LOST	WINNING	LAST 10	STRENGTH OF	OPP. STRENGTH	TEAM	ADJ.	CONF.	ADJ CONF.
Average RPI Loss:	235	RECORD	PCT. RANK	GAMES	SCHEDULE	OF SCHEDULE	RPI	RPI	RPI	RPI
DIV. I ONLY	9- 13	233	3-7	282	343	292	292	31	31	
DIV. I NON-CONF.	6- 6	164	0	232	326	233	233	32	32	
TOTALS	RPI 1-25	RPI 26-50	W-L RECORDS	RPI 51-100	RPI 101-150	RPI 150+				
9- 13	0- 1	0- 0	OVERALL	0- 0	0- 0	9- 12				
6- 4	0- 0	0- 0	HOME	0- 0	0- 0	6- 4				
3- 6	0- 0	0- 0	AWAY	0- 0	0- 0	3- 6				
0- 3	0- 1	0- 0	NEUTRAL	0- 0	0- 0	0- 2				
6- 6	0- 1	0- 0	NON-CONFERENCE	0- 0	0- 0	6- 5				
5- 1	0- 0	0- 0	HOME	0- 0	0- 0	5- 1				
1- 2	0- 0	0- 0	AWAY	0- 0	0- 0	1- 2				
0- 3	0- 1	0- 0	NEUTRAL	0- 0	0- 0	0- 2				
3- 7	0- 0	0- 0	CONFERENCE	0- 0	0- 0	3- 7				
1- 3	0- 0	0- 0	HOME	0- 0	0- 0	1- 3				
2- 4	0- 0	0- 0	AWAY	0- 0	0- 0	2- 4				
0- 0	0- 0	0- 0	NEUTRAL	0- 0	0- 0	0- 0				

RPI 1-25					
RPI	S	Opponent	Score		
10	N	Stanford	78	83	
RPI 26-50					
RPI	S	Opponent	Score		
RPI 51-100					
RPI	S	Opponent	Score		
RPI 101+ Team's RPI: 292					
RPI	S	Opponent	Score		
169	H	Northern Ariz.	98	79	
170	N	Houston	75	96	
193	A	Idaho St.	74	68	
218	A	Grand Canyon	66	72	
218	H	Grand Canyon	58	62	
227	A	CSU Bakersfield	55	53	
227	H	CSU Bakersfield	61	66	
233	A	UMKC	65	75	
241	A	Cal St. Fullerton	93	97	
243	H	San Diego St.	68	80	
261	N	Bowling Green	60	98	
262	H	Long Beach St.	79	70	
270	H	Alabama A&M	60	55	
276	H	UC Santa Barbara	85	81	
285	H	CSUN	64	56	
289	A	UC Riverside	64	80	
306	H	Seattle U	49	83	
314	A	UTRGV	68	87	
320	H	Utah Valley	80	67	
325	A	New Mexico St.	56	57	
350	A	Chicago St.	80	65	
EAST 10 Division I					
218	A	Grand Canyon	66	72	
227	A	CSU Bakersfield	55	53	
306	H	Seattle U	49	83	
320	H	Utah Valley	80	67	
233	A	UMKC	65	75	
350	A	Chicago St.	80	65	
218	H	Grand Canyon	58	62	
227	H	CSU Bakersfield	61	66	
314	A	UTRGV	68	87	
325	A	New Mexico St.	56	57	

Non-Div I Games:	Ottawa (AZ)	103	75	Westcliff	108	43	LIFE Pacific	93	48
------------------	-------------	-----	----	-----------	-----	----	--------------	----	----

California Baptist

■ Loss, ■ Non-Conf, S Site, H Home A Away N Neutral

Average RPI Win:	250	WON-LOST	WINNING	LAST 10	STRENGTH OF	OPP. STRENGTH	TEAM	ADJ.	CONF.	ADJ CONF.
Average RPI Loss:	202	RECORD	PCT. RANK	GAMES	SCHEDULE	OF SCHEDULE	RPI	RPI	RPI	RPI
DIV. I ONLY	15- 5	42	10-0	284	336	103	103	25	25	
DIV. I NON-CONF.	3- 4	201	0	285	314	229	229	28	28	
TOTALS	RPI 1-25	RPI 26-50	W-L RECORDS	RPI 51-100	RPI 101-150	RPI 150+				
15- 5	0- 0	0- 1	OVERALL	0- 0	1- 1	14- 3				
8- 0	0- 0	0- 0	HOME	0- 0	1- 0	7- 0				
7- 5	0- 0	0- 1	AWAY	0- 0	0- 1	7- 3				
0- 0	0- 0	0- 0	NEUTRAL	0- 0	0- 0	0- 0				
3- 4	0- 0	0- 1	NON-CONFERENCE	0- 0	1- 1	2- 2				
2- 0	0- 0	0- 0	HOME	0- 0	1- 0	1- 0				
1- 4	0- 0	0- 1	AWAY	0- 0	0- 1	1- 2				
0- 0	0- 0	0- 0	NEUTRAL	0- 0	0- 0	0- 0				
12- 1	0- 0	0- 0	CONFERENCE	0- 0	0- 0	12- 1				
6- 0	0- 0	0- 0	HOME	0- 0	0- 0	6- 0				
6- 1	0- 0	0- 0	AWAY	0- 0	0- 0	6- 1				
0- 0	0- 0	0- 0	NEUTRAL	0- 0	0- 0	0- 0				

RPI 1-25			RPI 26-50			RPI 51-100			RPI 101+			Team's RPI: 103
RPI	S	Opponent	Score	RPI	S	Opponent	Score	RPI	S	Opponent	Score	
				28	A	Old Dominion	44 59					
								110	A	Wake Forest	46 74	
								147	H	UNC Greensboro	72 64	
								159	A	Hampton	68 31	
								191	A	High Point	68 66	
								191	H	High Point	73 36	
								212	H	Gardner-Webb	48 44	
								220	A	Radford	43 32	
								229	H	Kennesaw St.	63 51	
								234	A	UNC Asheville	52 60	
								234	H	UNC Asheville	59 52	
								256	H	Winthrop	63 47	
								258	A	Longwood	70 55	
								307	A	Presbyterian	53 47	
								316	A	Hofstra	55 58	
								324	A	N.C. Central	64 67	
								331	A	USC Upstate	80 72	
								331	H	USC Upstate	50 38	
								338	A	Western Caro.	61 40	
								343	H	Charleston So.	61 36	
LAST 10 Division I												
				191	A	High Point	68 66					
				234	H	UNC Asheville	59 52					
				331	A	USC Upstate	80 72					
				220	A	Radford	43 32					
				343	H	Charleston So.	61 36					
				307	A	Presbyterian	53 47					
				256	H	Winthrop	63 47					
				159	A	Hampton	68 31					
				212	H	Gardner-Webb	48 44					
				258	A	Longwood	70 55					

Non-Div I Games: St. Andrews 122 56 Bluefield Col. 65 41

Campbell

Loss, Non-Conf, S Site, H Home A Away N Neutral

Canisius

Through Games Of Feb. 13, 2020

Average RPI Win:	262	WON-LOST	WINNING	LAST 10	STRENGTH OF	OPP. STRENGTH	TEAM	ADJ.	CONF.	ADJ CONF.
Average RPI Loss:	206	RECORD	PCT. RANK	GAMES	SCHEDULE	OF SCHEDULE	RPI	RPI	RPI	RPI
DIV. I ONLY	3- 19	330	1-9	258	304	334	334	24	24	
DIV. I NON-CONF.	1- 8	322	0	297	298	341	341	25	25	
TOTALS	RPI 1-25	RPI 26-50	W-L RECORDS	RPI 51-100	RPI 101-150	RPI 150+				
3- 19	0- 0	0- 0	OVERALL	0- 3	0- 2	3- 14				
2- 7	0- 0	0- 0	HOME	0- 2	0- 1	2- 4				
1- 11	0- 0	0- 0	AWAY	0- 1	0- 1	1- 9				
0- 1	0- 0	0- 0	NEUTRAL	0- 0	0- 0	0- 1				
1- 8	0- 0	0- 0	NON-CONFERENCE	0- 1	0- 1	1- 6				
1- 2	0- 0	0- 0	HOME	0- 1	0- 0	1- 1				
0- 5	0- 0	0- 0	AWAY	0- 0	0- 1	0- 4				
0- 1	0- 0	0- 0	NEUTRAL	0- 0	0- 0	0- 1				
2- 11	0- 0	0- 0	CONFERENCE	0- 2	0- 1	2- 8				
1- 5	0- 0	0- 0	HOME	0- 1	0- 1	1- 3				
1- 6	0- 0	0- 0	AWAY	0- 1	0- 0	1- 5				
0- 0	0- 0	0- 0	NEUTRAL	0- 0	0- 0	0- 0				

RPI S	Opponent	Score	RPI S	Opponent	Score	RPI S	Opponent	Score	RPI S	Opponent	Score	Team's RPI: 334
						67	A Marist	72 86	102	H Rider	57 70	
						67	H Marist	59 90	122	A Buffalo	55 71	
						96	H Colgate	69 90	153	A Toledo	65 83	
									181	A Quinnipiac	71 74	
									210	A Stetson	52 68	
									216	A Fairfield	70 72	
									216	H Fairfield	70 63	
									223	A Manhattan	50 68	
									238	N Appalachian St.	57 74	
									245	A Youngstown St.	59 87	
									246	H Iona	57 60	
									266	A Niagara	62 81	
									275	A Siena	43 72	
									275	H Siena	63 68	
									280	A Monmouth	71 62	
									291	H St. Bonaventure	84 82	
									299	A Vermont	53 76	
									311	H Albany (NY)	53 70	
									330	H Saint Peter's	68 86	
LAST 10 Division I												
			67	A Marist	72 86	330	H Saint Peter's	68 86				
			216	H Fairfield	70 63	102	H Rider	57 70				
			246	H Iona	57 60	181	A Quinnipiac	71 74				
			275	A Siena	43 72	216	A Fairfield	70 72				
			266	A Niagara	62 81	275	H Siena	63 68				

Non-Div I Games:

Canisius

■ Loss,
 ■ Non-Conf,
 ■ S Site,
 ■ H Home
 ■ A Away
 N Neutral

Central Ark.

Through Games Of Feb. 13, 2020

Average RPI Win:	288	WON-LOST	WINNING	LAST 10	STRENGTH OF	OPP. STRENGTH	TEAM	ADJ.	CONF.	ADJ CONF.
Average RPI Loss:	136	RECORD	PCT. RANK	GAMES	SCHEDULE	OF SCHEDULE	RPI	RPI	RPI	RPI
DIV. I ONLY	8- 12	240	4-6	216	262	225	225	23	23	
DIV. I NON-CONF.	1- 5	313	0	38	138	221	221	23	23	
TOTALS	RPI 1-25	RPI 26-50	W-L RECORDS	RPI 51-100	RPI 101-150	RPI 150+				
8- 12	0- 1	0- 1	OVERALL	0- 1	0- 3	8- 6				
4- 3	0- 0	0- 0	HOME	0- 0	0- 1	4- 2				
4- 9	0- 1	0- 1	AWAY	0- 1	0- 2	4- 4				
0- 0	0- 0	0- 0	NEUTRAL	0- 0	0- 0	0- 0				
1- 5	0- 1	0- 1	NON-CONFERENCE	0- 0	0- 1	1- 2				
1- 0	0- 0	0- 0	HOME	0- 0	0- 0	1- 0				
0- 5	0- 1	0- 1	AWAY	0- 0	0- 1	0- 2				
0- 0	0- 0	0- 0	NEUTRAL	0- 0	0- 0	0- 0				
7- 7	0- 0	0- 0	CONFERENCE	0- 1	0- 2	7- 4				
3- 3	0- 0	0- 0	HOME	0- 0	0- 1	3- 2				
4- 4	0- 0	0- 0	AWAY	0- 1	0- 1	4- 2				
0- 0	0- 0	0- 0	NEUTRAL	0- 0	0- 0	0- 0				

RPI 1-25				RPI 26-50				RPI 51-100				RPI 101+ Team's RPI: 225			
RPI	S	Opponent	Score	RPI	S	Opponent	Score	RPI	S	Opponent	Score	RPI	S	Opponent	Score
18	A	Texas A&M	46 76	47	A	Tennessee	36 63	92	A	SFA	41 102	111	A	A&M-Corpus Christi	47 67
												127	H	Abilene Christian	64 74
												148	A	Tulane	38 65
												155	A	New Orleans	73 85
												155	H	New Orleans	37 49
												157	H	Jackson St.	57 54
												158	H	Sam Houston St.	54 72
												198	A	Little Rock	48 63
												201	A	Northern Ky.	56 72
												224	A	Southeastern La.	42 63
												249	H	Lamar University	53 29
												281	A	Nicholls St.	53 46
												288	A	Incarinate Word	47 37
												318	H	Houston Baptist	63 39
												335	A	Northwestern St.	51 44
												337	A	McNeese	70 57
												337	H	McNeese	70 49
LAST 10 Division I															
155	A	New Orleans	73 85	127	H	Abilene Christian	64 74								
337	H	McNeese	70 49	281	A	Nicholls St.	53 46								
249	H	Lamar University	53 29	92	A	SFA	41 102								
335	A	Northwestern St.	51 44	158	H	Sam Houston St.	54 72								
224	A	Southeastern La.	42 63	155	H	New Orleans	37 49								

Non-Div I Games: Hendrix 104 28 Central Baptist 66 43 Crowley's Ridge 82 26

Central Ark.

Loss, Non-Conf, S Site, H Home A Away N Neutral

Average RPI Win:	316	WON-LOST	WINNING	LAST 10	STRENGTH OF	OPP. STRENGTH	TEAM	ADJ.	CONF.	ADJ CONF.
Average RPI Loss:	220	RECORD	PCT. RANK	GAMES	SCHEDULE	OF SCHEDULE	RPI	RPI	RPI	RPI
DIV. I ONLY	2- 21	344	1-9	315	330	345	345	30	30	
DIV. I NON-CONF.	1- 10	329	0	296	269	335	335	30	30	
TOTALS	RPI 1-25	RPI 26-50	W-L RECORDS	RPI 51-100	RPI 101-150	RPI 150+				
2- 21	0- 0	0- 1	OVERALL	0- 0	0- 5	2- 15				
1- 7	0- 0	0- 0	HOME	0- 0	0- 1	1- 6				
1- 14	0- 0	0- 1	AWAY	0- 0	0- 4	1- 9				
0- 0	0- 0	0- 0	NEUTRAL	0- 0	0- 0	0- 0				
1- 10	0- 0	0- 1	NON-CONFERENCE	0- 0	0- 3	1- 6				
0- 3	0- 0	0- 0	HOME	0- 0	0- 0	0- 3				
1- 7	0- 0	0- 1	AWAY	0- 0	0- 3	1- 3				
0- 0	0- 0	0- 0	NEUTRAL	0- 0	0- 0	0- 0				
1- 11	0- 0	0- 0	CONFERENCE	0- 0	0- 2	1- 9				
1- 4	0- 0	0- 0	HOME	0- 0	0- 1	1- 3				
0- 7	0- 0	0- 0	AWAY	0- 0	0- 1	0- 6				
0- 0	0- 0	0- 0	NEUTRAL	0- 0	0- 0	0- 0				

RPI S	Opponent	Score	RPI S	Opponent	Score	RPI S	Opponent	Score	RPI S	Opponent	Score	Team's RPI: 345
			26 A	FGCU	60 94				107 A	Duquesne	33 72	
									122 A	Buffalo	56 61	
									129 A	Lehigh	51 70	
									138 A	Robert Morris	42 80	
									138 H	Robert Morris	56 86	
									190 A	Mt. St. Mary's	64 72	
									192 A	Fla. Atlantic	54 72	
									197 H	Merrimack	56 65	
									211 H	Brown	73 83	
									226 H	UMass Lowell	54 56	
									251 A	Saint Francis (PA)	68 72	
									251 H	Saint Francis (PA)	52 64	
									269 A	New Hampshire	59 70	
									284 H	Wagner	66 63	
									287 A	Pittsburgh	73 81	
									303 A	Sacred Heart	58 66	
									303 H	Sacred Heart	52 54	
									311 H	Albany (NY)	63 73	
									315 A	Bryant	47 59	
									326 A	Fairleigh Dickinson	47 66	
									336 A	LIU Brooklyn	61 63	
									348 A	Hartford	61 54	
LAST 10 Division I												
			315 A	Bryant	47 59		326 A	Fairleigh Dickinson	47 66			
			251 A	Saint Francis (PA)	68 72		190 A	Mt. St. Mary's	64 72			
			138 A	Robert Morris	42 80		336 A	LIU Brooklyn	61 63			
			303 H	Sacred Heart	52 54		197 H	Merrimack	56 65			
			284 H	Wagner	66 63		303 A	Sacred Heart	58 66			

Non-Div I Games:

Central Conn. St.

■ Loss,
 ■ Non-Conf,
 ■ S Site,
 ■ H Home
 ■ A Away
 N Neutral

Average RPI Win:	138	WON-LOST	WINNING	LAST 10	STRENGTH OF	OPP. STRENGTH	TEAM	ADJ.	CONF.	ADJ CONF.
Average RPI Loss:	55	RECORD	PCT. RANK	GAMES	SCHEDULE	OF SCHEDULE	RPI	RPI	RPI	RPI
DIV. I ONLY	18- 4	25	10-0	26	100	17	17	10	10	
DIV. I NON-CONF.	7- 4	100	0	12	69	26	26	10	10	
TOTALS	RPI 1-25	RPI 26-50	W-L RECORDS	RPI 51-100	RPI 101-150	RPI 150+				
18- 4	0- 1	2- 2	OVERALL	4- 0	3- 1	9- 0				
9- 1	0- 0	1- 0	HOME	3- 0	1- 1	4- 0				
9- 3	0- 1	1- 2	AWAY	1- 0	2- 0	5- 0				
0- 0	0- 0	0- 0	NEUTRAL	0- 0	0- 0	0- 0				
7- 4	0- 1	0- 2	NON-CONFERENCE	3- 0	2- 1	2- 0				
4- 1	0- 0	0- 0	HOME	2- 0	1- 1	1- 0				
3- 3	0- 1	0- 2	AWAY	1- 0	1- 0	1- 0				
0- 0	0- 0	0- 0	NEUTRAL	0- 0	0- 0	0- 0				
11- 0	0- 0	2- 0	CONFERENCE	1- 0	1- 0	7- 0				
5- 0	0- 0	1- 0	HOME	1- 0	0- 0	3- 0				
6- 0	0- 0	1- 0	AWAY	0- 0	1- 0	4- 0				
0- 0	0- 0	0- 0	NEUTRAL	0- 0	0- 0	0- 0				

RPI 1-25				RPI 26-50				RPI 51-100				RPI 101+			
RPI	S	Opponent	Score	RPI	S	Opponent	Score	RPI	S	Opponent	Score	RPI	S	Opponent	Score
5	A	Louisville	63 76	30	A	Western Ky.	58 93	57	H	Dayton	81 80	117	A	Bethune-Cookman	92 67
				48	A	Ohio	73 71	64	H	Ball St.	66 39	122	A	Buffalo	98 93
				48	H	Ohio	92 90	67	H	Marist	77 54	136	H	Green Bay	105 111
				49	A	UCF	58 64	84	A	South Dakota St.	79 74	144	H	Northeastern	79 63
												153	H	Toledo	73 66
												156	A	Eastern Mich.	89 82
												165	A	Western Mich.	80 70
												167	H	Northern Ill.	66 60
												177	A	Miami (OH)	99 87
												177	H	Miami (OH)	76 70
												200	A	Akron	77 72
												246	H	Iona	70 50
												283	A	Oakland	65 47
LAST 10 Division I															
				177	A	Miami (OH)	99 87	156	A	Eastern Mich.	89 82				
				167	H	Northern Ill.	66 60	165	A	Western Mich.	80 70				
				48	H	Ohio	92 90	64	H	Ball St.	66 39				
				122	A	Buffalo	98 93	177	H	Miami (OH)	76 70				
				153	H	Toledo	73 66	48	A	Ohio	73 71				

Non-Div I Games:

Central Mich.

■ Loss,
 ■ Non-Conf, S Site,
 ■ Home
 ■ Away
 N Neutral

Charleston So.

Through Games Of Feb. 13, 2020

Average RPI Win:	234	WON-LOST	WINNING	LAST 10	STRENGTH OF	OPP. STRENGTH	TEAM	ADJ.	CONF.	ADJ CONF.
Average RPI Loss:	222	RECORD	PCT. RANK	GAMES	SCHEDULE	OF SCHEDULE	RPI	RPI	RPI	RPI
DIV. I ONLY	1- 20	346	1-9	263	346	343	343	25	25	
DIV. I NON-CONF.	0- 7	338	0	217	337	340	340	28	28	
TOTALS	RPI 1-25	RPI 26-50	W-L RECORDS	RPI 51-100	RPI 101-150	RPI 150+				
1- 20	0- 1	0- 0	OVERALL	0- 1	0- 2	1- 16				
0- 11	0- 0	0- 0	HOME	0- 0	0- 1	0- 10				
1- 9	0- 1	0- 0	AWAY	0- 1	0- 1	1- 6				
0- 0	0- 0	0- 0	NEUTRAL	0- 0	0- 0	0- 0				
0- 7	0- 1	0- 0	NON-CONFERENCE	0- 1	0- 1	0- 4				
0- 4	0- 0	0- 0	HOME	0- 0	0- 1	0- 3				
0- 3	0- 1	0- 0	AWAY	0- 1	0- 0	0- 1				
0- 0	0- 0	0- 0	NEUTRAL	0- 0	0- 0	0- 0				
1- 13	0- 0	0- 0	CONFERENCE	0- 0	0- 1	1- 12				
0- 7	0- 0	0- 0	HOME	0- 0	0- 0	0- 7				
1- 6	0- 0	0- 0	AWAY	0- 0	0- 1	1- 5				
0- 0	0- 0	0- 0	NEUTRAL	0- 0	0- 0	0- 0				

RPI S	Opponent	Score	RPI S	Opponent	Score	RPI S	Opponent	Score	RPI S	Opponent	Score	Team's RPI: 343
24	A Florida St.	36 88				94	A North Carolina	54 85	103	A Campbell	36 61	
									117	H Bethune-Cookman	41 81	
									159	H Hampton	59 64	
									191	H High Point	70 84	
									205	H North Dakota	57 73	
									212	A Gardner-Webb	45 67	
									212	H Gardner-Webb	52 79	
									220	A Radford	35 72	
									220	H Radford	40 64	
									234	A UNC Asheville	60 48	
									256	A Winthrop	46 56	
									256	H Winthrop	53 58	
									258	A Longwood	64 84	
									259	H Col. of Charleston	70 79	
									307	H Presbyterian	46 67	
									331	A USC Upstate	53 70	
									331	H USC Upstate	64 71	
									338	A Western Caro.	64 69	
									346	H South Carolina St.	75 81	
LAST 10 Division I												
331	H USC Upstate	64 71	256	H Winthrop	53 58							
220	H Radford	40 64	103	A Campbell	36 61							
256	A Winthrop	46 56	159	H Hampton	59 64							
212	A Gardner-Webb	45 67	234	A UNC Asheville	60 48							
307	H Presbyterian	46 67	191	H High Point	70 84							

Non-Div I Games: Columbia (SC) 76 59 Virginia-Lynchburg 92 55

Charleston So.

Loss, Non-Conf, S Site, H Home A Away N Neutral

Average RPI Win: 202		WON-LOST	WINNING	LAST 10	STRENGTH OF	OPP. STRENGTH	TEAM	ADJ.	CONF.	ADJ CONF.
Average RPI Loss: 93		RECORD	PCT. RANK	GAMES	SCHEDULE	OF SCHEDULE	RPI	RPI	RPI	RPI
DIV. I ONLY		16- 7	59	6-4	151	113	76	76	13	13
DIV. I NON-CONF.		9- 2	37	0	164	72	53	53	15	15
TOTALS	RPI 1-25	RPI 26-50		W-L RECORDS		RPI 51-100	RPI 101-150		RPI 150+	
16- 7	0- 0	0- 3		OVERALL		1- 2	5- 0		10- 2	
8- 2	0- 0	0- 1		HOME		0- 1	1- 0		7- 0	
6- 5	0- 0	0- 2		AWAY		0- 1	3- 0		3- 2	
2- 0	0- 0	0- 0		NEUTRAL		1- 0	1- 0		0- 0	
9- 2	0- 0	0- 1		NON-CONFERENCE		1- 1	4- 0		4- 0	
4- 1	0- 0	0- 0		HOME		0- 1	1- 0		3- 0	
3- 1	0- 0	0- 1		AWAY		0- 0	2- 0		1- 0	
2- 0	0- 0	0- 0		NEUTRAL		1- 0	1- 0		0- 0	
7- 5	0- 0	0- 2		CONFERENCE		0- 1	1- 0		6- 2	
4- 1	0- 0	0- 1		HOME		0- 0	0- 0		4- 0	
3- 4	0- 0	0- 1		AWAY		0- 1	1- 0		2- 2	
0- 0	0- 0	0- 0		NEUTRAL		0- 0	0- 0		0- 0	

RPI 1-25				RPI 26-50				RPI 51-100				RPI 101+			
RPI	S	Opponent	Score	RPI	S	Opponent	Score	RPI	S	Opponent	Score	RPI	S	Opponent	Score
				27	A	Kentucky	39 86	65	A	Middle Tenn.	59 83	110	A	Wake Forest	77 65
				28	A	Old Dominion	51 54	73	N	Boston College	84 68	118	A	UAB	83 75
				30	H	Western Ky.	56 60	99	H	Fordham	51 76	120	H	Richmond	78 59
												124	A	Davidson	75 64
												148	N	Tulane	60 56
												184	H	Delaware	61 57
												192	A	Fla. Atlantic	44 65
												204	H	Southern Miss.	63 59
												212	H	Gardner-Webb	74 49
												213	A	UTEP	76 82
												232	H	Louisiana Tech	55 37
												250	H	Marshall	52 46
												262	H	North Texas	72 59
												272	A	East Carolina	59 47
												295	A	FIU	64 50
												304	A	UTSA	67 47
												319	H	UMES	64 44
EAST 10 Division I															
				262	H	North Texas	72 59	295	A	FIU	64 50				
				304	A	UTSA	67 47	192	A	Fla. Atlantic	44 65				
				213	A	UTEP	76 82	30	H	Western Ky.	56 60				
				204	H	Southern Miss.	63 59	250	H	Marshall	52 46				
				232	H	Louisiana Tech	55 37	28	A	Old Dominion	51 54				

Non-Div I Games:

Charlotte

■ Loss, ■ Non-Conf, S Site, H Home A Away N Neutral

Chattanooga

Through Games Of Feb. 13, 2020

Average RPI Win: 223	WON-LOST	WINNING	LAST 10	STRENGTH OF	OPP. STRENGTH	TEAM	ADJ.	CONF.	ADJ CONF.
Average RPI Loss: 132	RECORD	PCT. RANK	GAMES	SCHEDULE	OF SCHEDULE	RPI	RPI	RPI	RPI
DIV. I ONLY	7- 17	285	6-4	84	178	214	214	26	26
DIV. I NON-CONF.	1- 13	337	0	13	62	213	213	21	21
TOTALS	RPI 1-25	RPI 26-50	W-L RECORDS	RPI 51-100	RPI 101-150	RPI 150+			
7- 17	0- 2	0- 2	OVERALL	1- 5	1- 1	5- 7			
3- 7	0- 0	0- 2	HOME	0- 1	1- 0	2- 4			
4- 10	0- 2	0- 0	AWAY	1- 4	0- 1	3- 3			
0- 0	0- 0	0- 0	NEUTRAL	0- 0	0- 0	0- 0			
1- 13	0- 2	0- 2	NON-CONFERENCE	1- 5	0- 0	0- 4			
0- 6	0- 0	0- 2	HOME	0- 1	0- 0	0- 3			
1- 7	0- 2	0- 0	AWAY	1- 4	0- 0	0- 1			
0- 0	0- 0	0- 0	NEUTRAL	0- 0	0- 0	0- 0			
6- 4	0- 0	0- 0	CONFERENCE	0- 0	1- 1	5- 3			
3- 1	0- 0	0- 0	HOME	0- 0	1- 0	2- 1			
3- 3	0- 0	0- 0	AWAY	0- 0	0- 1	3- 2			
0- 0	0- 0	0- 0	NEUTRAL	0- 0	0- 0	0- 0			

RPI 1-25				RPI 26-50				RPI 51-100				RPI 101+ Team's RPI: 214			
RPI	S	Opponent	Score	RPI	S	Opponent	Score	RPI	S	Opponent	Score	RPI	S	Opponent	Score
5	A	Louisville	37 86	37	H	Purdue	34 66	52	H	Troy	51 90	147	A	UNC Greensboro	41 49
16	A	NC State	38 74	48	H	Ohio	58 70	61	A	Belmont	50 63	147	H	UNC Greensboro	74 59
								70	A	UT Martin	51 78	159	H	Hampton	55 84
								82	A	Cincinnati	53 72	173	A	Samford	46 60
								84	A	South Dakota St.	56 71	182	H	Austin Peay	49 50
								100	A	Liberty	71 54	217	A	Furman	69 63
												217	H	Furman	60 52
												222	H	Northern Colo.	42 59
												257	A	Eastern Ky.	65 71
												264	H	Wofford	80 76
												279	A	ETSU	91 82
												316	A	Mercer	48 55
												338	A	Western Caro.	59 52
												338	H	Western Caro.	53 61
LAST 10 Division I															
217	A	Furman	69 63	173	A	Samford	46 60								
338	H	Western Caro.	53 61	217	H	Furman	60 52								
147	H	UNC Greensboro	74 59	264	H	Wofford	80 76								
279	A	ETSU	91 82	147	A	UNC Greensboro	41 49								
316	A	Mercer	48 55	338	A	Western Caro.	59 52								

Non-Div I Games:

Chattanooga

Loss, Non-Conf, S Site, H Home A Away N Neutral

Average RPI Win:	227	WON-LOST	WINNING	LAST 10	STRENGTH OF	OPP. STRENGTH	TEAM	ADJ.	CONF.	ADJ CONF.
Average RPI Loss:	238	RECORD	PCT. RANK	GAMES	SCHEDULE	OF SCHEDULE	RPI	RPI	RPI	RPI
DIV. I ONLY	1- 23	350	1-9	324	326	350	350	31	31	
DIV. I NON-CONF.	0- 13	338	0	273	262	345	345	32	32	
TOTALS	RPI 1-25	RPI 26-50	W-L RECORDS	RPI 51-100	RPI 101-150	RPI 150+				
1- 23	0- 1	0- 0	OVERALL	0- 0	0- 3	1- 19				
0- 10	0- 1	0- 0	HOME	0- 0	0- 2	0- 7				
1- 12	0- 0	0- 0	AWAY	0- 0	0- 1	1- 11				
0- 1	0- 0	0- 0	NEUTRAL	0- 0	0- 0	0- 1				
0- 13	0- 1	0- 0	NON-CONFERENCE	0- 0	0- 3	0- 9				
0- 6	0- 1	0- 0	HOME	0- 0	0- 2	0- 3				
0- 6	0- 0	0- 0	AWAY	0- 0	0- 1	0- 5				
0- 1	0- 0	0- 0	NEUTRAL	0- 0	0- 0	0- 1				
1- 10	0- 0	0- 0	CONFERENCE	0- 0	0- 0	1- 10				
0- 4	0- 0	0- 0	HOME	0- 0	0- 0	0- 4				
1- 6	0- 0	0- 0	AWAY	0- 0	0- 0	1- 6				
0- 0	0- 0	0- 0	NEUTRAL	0- 0	0- 0	0- 0				

RPI	S	Opponent	Score	RPI	S	Opponent	Score	RPI	S	Opponent	Score	RPI	S	Opponent	Score	Team's RPI: 350
22	H	Arizona	50 82									116	A	UT Arlington	53 84	
												132	H	Loyola Chicago	53 98	
												136	H	Green Bay	46 102	
												165	A	Western Mich.	69 90	
												175	A	Illinois	66 96	
												178	A	Valparaiso	49 95	
												196	H	Western Ill.	78 88	
												218	A	Grand Canyon	49 69	
												227	A	CSU Bakersfield	60 58	
												227	H	CSU Bakersfield	51 58	
												233	A	UMKC	57 73	
												248	A	Nevada	60 80	
												276	N	UC Santa Barbara	65 96	
												283	H	Oakland	70 98	
												292	H	California Baptist	65 80	
												306	A	Seattle U	51 80	
												314	A	UTRGV	68 77	
												314	H	UTRGV	67 87	
												320	A	Utah Valley	58 89	
												323	A	Evansville	42 76	
												325	A	New Mexico St.	56 80	
												325	H	New Mexico St.	60 73	
												341	H	UIC	61 73	
LAST 10 Division I																
227	H	CSU Bakersfield	51 58	227	A	CSU Bakersfield	60 58									
314	A	UTRGV	68 77	218	A	Grand Canyon	49 69									
325	A	New Mexico St.	56 80	314	H	UTRGV	67 87									
233	A	UMKC	57 73	325	H	New Mexico St.	60 73									
292	H	California Baptist	65 80	306	A	Seattle U	51 80									

Non-Div I Games:

Chicago St.

■ Loss,
 ■ Non-Conf,
 ■ S Site,
 ■ H Home
 ■ A Away
 N Neutral

Average RPI Win: 176	WON-LOST	WINNING	LAST 10	STRENGTH OF	OPP. STRENGTH	TEAM	ADJ.	CONF.	ADJ CONF.
Average RPI Loss: 60	RECORD	PCT. RANK	GAMES	SCHEDULE	OF SCHEDULE	RPI	RPI	RPI	RPI
DIV. I ONLY	16- 7	59	7-3	133	58	82	82	9	9
DIV. I NON-CONF.	9- 4	84	0	226	44	137	137	9	9
TOTALS	RPI 1-25	RPI 26-50	W-L RECORDS	RPI 51-100	RPI 101-150	RPI 150+			
16- 7	0- 3	1- 0	OVERALL	4- 3	2- 1	9- 0			
12- 2	0- 1	1- 0	HOME	4- 1	0- 0	7- 0			
4- 3	0- 1	0- 0	AWAY	0- 1	2- 1	2- 0			
0- 2	0- 1	0- 0	NEUTRAL	0- 1	0- 0	0- 0			
9- 4	0- 2	0- 0	NON-CONFERENCE	2- 2	1- 0	6- 0			
7- 2	0- 1	0- 0	HOME	2- 1	0- 0	5- 0			
2- 0	0- 0	0- 0	AWAY	0- 0	1- 0	1- 0			
0- 2	0- 1	0- 0	NEUTRAL	0- 1	0- 0	0- 0			
7- 3	0- 1	1- 0	CONFERENCE	2- 1	1- 1	3- 0			
5- 0	0- 0	1- 0	HOME	2- 0	0- 0	2- 0			
2- 3	0- 1	0- 0	AWAY	0- 1	1- 1	1- 0			
0- 0	0- 0	0- 0	NEUTRAL	0- 0	0- 0	0- 0			

RPI 1-25				RPI 26-50				RPI 51-100 Team's RPI: 82				RPI 101+			
RPI	S	Opponent	Score	RPI	S	Opponent	Score	RPI	S	Opponent	Score	RPI	S	Opponent	Score
8	A	UConn	50 80	49	H	UCF	81 64	58	A	South Fla.	68 76	121	A	VCU	58 56
9	N	Iowa	61 69					58	H	South Fla.	60 55	148	A	Tulane	59 64
25	H	Ohio St.	73 78					64	H	Ball St.	63 56	149	A	Memphis	73 66
								74	H	Temple	86 81	170	H	Houston	85 66
								75	N	Bucknell	48 56	177	H	Miami (OH)	98 68
								91	H	Utah	68 62	214	H	Chattanooga	72 53
								98	H	Saint Louis	50 60	235	A	SMU	73 58
												244	H	Tulsa	78 53
												265	A	Xavier	85 78
												270	H	Alabama A&M	62 47
												287	H	Pittsburgh	69 53
												342	H	Coppin St.	86 40
LAST 10 Division I															
244	H	Tulsa	78 53	170	H	Houston	85 66								
235	A	SMU	73 58	148	A	Tulane	59 64								
58	H	South Fla.	60 55	49	H	UCF	81 64								
8	A	UConn	50 80	149	A	Memphis	73 66								
74	H	Temple	86 81	58	A	South Fla.	68 76								

Non-Div I Games:

Cincinnati

Average RPI Win:	231	WON-LOST	WINNING	LAST 10	STRENGTH OF	OPP. STRENGTH	TEAM	ADJ.	CONF.	ADJ CONF.
Average RPI Loss:	79	RECORD	PCT. RANK	GAMES	SCHEDULE	OF SCHEDULE	RPI	RPI	RPI	RPI
DIV. I ONLY	7- 18	295	2-8	69	54	207	207	5	5	
DIV. I NON-CONF.	4- 7	225	0	139	149	226	226	3	3	
TOTALS	RPI 1-25	RPI 26-50	W-L RECORDS	RPI 51-100	RPI 101-150	RPI 150+				
7- 18	0- 6	1- 1	OVERALL	0- 6	1- 3	5- 2				
4- 9	0- 4	1- 0	HOME	0- 2	0- 2	3- 1				
2- 8	0- 1	0- 1	AWAY	0- 4	1- 1	1- 1				
1- 1	0- 1	0- 0	NEUTRAL	0- 0	0- 0	1- 0				
4- 7	0- 3	0- 0	NON-CONFERENCE	0- 1	0- 1	4- 2				
2- 4	0- 1	0- 0	HOME	0- 1	0- 1	2- 1				
1- 2	0- 1	0- 0	AWAY	0- 0	0- 0	1- 1				
1- 1	0- 1	0- 0	NEUTRAL	0- 0	0- 0	1- 0				
3- 11	0- 3	1- 1	CONFERENCE	0- 5	1- 2	1- 0				
2- 5	0- 3	1- 0	HOME	0- 1	0- 1	1- 0				
1- 6	0- 0	0- 1	AWAY	0- 4	1- 1	0- 0				
0- 0	0- 0	0- 0	NEUTRAL	0- 0	0- 0	0- 0				

RPI 1-25				RPI 26-50				RPI 51-100				RPI 101+ Team's RPI: 207			
RPI	S	Opponent	Score	RPI	S	Opponent	Score	RPI	S	Opponent	Score	RPI	S	Opponent	Score
2	H	South Carolina	48 84	31	A	Virginia Tech	50 71	51	A	Virginia	54 70	110	A	Wake Forest	58 63
3	N	Maryland	44 63	36	H	Duke	62 58	71	H	Alabama	54 67	110	H	Wake Forest	52 66
5	H	Louisville	50 75					73	H	Boston College	68 70	112	A	Notre Dame	71 55
9	A	Iowa	60 74					88	A	Miami (FL)	64 68	143	H	N.C. A&T	74 82
16	H	NC State	60 79					89	A	Georgia Tech	47 49	209	A	Penn St.	55 68
24	H	Florida St.	64 81					94	A	North Carolina	72 86	217	H	Furman	77 71
												287	H	Pittsburgh	75 67
												297	H	Navy	52 65
												316	A	Mercer	65 61
												322	H	Alabama St.	76 43
												327	N	Alcorn	77 46
LAST 10 Division I															
110	H	Wake Forest	52 66	31	A	Virginia Tech	50 71	88	A	Miami (FL)	64 68				
73	H	Boston College	68 70	36	H	Duke	62 58	71	H	Alabama	54 67				
51	A	Virginia	54 70	94	A	North Carolina	72 86	287	H	Pittsburgh	75 67				
16	H	NC State	60 79	89	A	Georgia Tech	47 49								

Non-Div I Games:

Clemson

■ Loss,
■ Non-Conf,
■ S Site,
■ H Home
■ A Away
N Neutral

Cleveland State				Through Games Of Feb. 19, 1919						
Average RPI Win:	279	WON-LOST	WINNING	LAST 10	STRENGTH OF	OPP. STRENGTH	TEAM	ADJ.	CONF.	ADJ CONF.
Average RPI Loss:	164	RECORD	PCT. RANK	GAMES	SCHEDULE	OF SCHEDULE	RPI	RPI	RPI	RPI
DIV. I ONLY	15- 7	65	6-4		347	249	188	188	22	22
DIV. I NON-CONF.	8- 1	26	0		350	238	177	177	19	19

TOTALS	RPI 1-25		RPI 26-50	W-L RECORDS		RPI 51-100	RPI 101-150		RPI 150+	
15- 7	0- 0		0- 2	OVERALL		0- 0	0- 1		15- 4	
5- 3	0- 0		0- 1	HOME		0- 0	0- 1		5- 1	
10- 4	0- 0		0- 1	AWAY		0- 0	0- 0		10- 3	
0- 0	0- 0		0- 0	NEUTRAL		0- 0	0- 0		0- 0	
8- 1	0- 0		0- 0	NON-CONFERENCE		0- 0	0- 0		8- 1	
1- 0	0- 0		0- 0	HOME		0- 0	0- 0		1- 0	
7- 1	0- 0		0- 0	AWAY		0- 0	0- 0		7- 1	
0- 0	0- 0		0- 0	NEUTRAL		0- 0	0- 0		0- 0	
7- 6	0- 0		0- 2	CONFERENCE		0- 0	0- 1		7- 3	
4- 3	0- 0		0- 1	HOME		0- 0	0- 1		4- 1	
3- 3	0- 0		0- 1	AWAY		0- 0	0- 0		3- 2	
0- 0	0- 0		0- 0	NEUTRAL		0- 0	0- 0		0- 0	

RPI 1-25				RPI 26-50				RPI 51-100				RPI 101+				Team's RPI: 188	
RPI	S	Opponent	Score	RPI	S	Opponent	Score	RPI	S	Opponent	Score	RPI	S	Opponent	Score		
				50	A	IUPUI	48 58					136	H	Green Bay	54 74		
				50	H	IUPUI	53 78					160	A	Wright St.	62 78		
												160	H	Wright St.	73 75		
												200	H	Akron	66 62		
												201	A	Northern Ky.	73 68		
												201	H	Northern Ky.	66 62		
												236	H	Milwaukee	58 49		
												245	H	Youngstown St.	60 52		
												261	A	Bowling Green	62 89		
												267	A	Delaware St.	57 49		
												279	A	ETSU	62 54		
												283	A	Oakland	79 58		
												291	A	St. Bonaventure	65 62		
												305	A	Omaha	79 66		
												316	A	Hofstra	61 51		
												328	A	Detroit Mercy	59 70		
												336	A	LIU Brooklyn	79 49		
												338	A	Western Caro.	68 61		
												341	A	UIC	83 43		
												341	H	UIC	84 44		
EAST 10 Division I																	
				160	H	Wright St.	73 75					236	H	Milwaukee	58 49		
				201	H	Northern Ky.	66 62					283	A	Oakland	79 58		
				341	A	UIC	83 43					328	A	Detroit Mercy	59 70		
				50	A	IUPUI	48 58					245	H	Youngstown St.	60 52		
				136	H	Green Bay	54 74					201	A	Northern Ky.	73 68		

Non-Div I Games:	Davis & Elkins	110	41	Lake Erie	95	49
------------------	----------------	-----	----	-----------	----	----

Cleveland St.

Loss, Non-Conf, S Site, H Home A Away N Neutral

Average RPI Win: 233		WON-LOST	WINNING	LAST 10	STRENGTH OF	OPP. STRENGTH	TEAM	ADJ.	CONF.	ADJ CONF.
Average RPI Loss: 138		RECORD	PCT. RANK	GAMES	SCHEDULE	OF SCHEDULE	RPI	RPI	RPI	RPI
DIV. I ONLY		18- 3	19	9-1	283	226	80	80	21	21
DIV. I NON-CONF.		8- 1	26	0	342	295	153	153	20	20
TOTALS		RPI 1-25	RPI 26-50	W-L RECORDS	RPI 51-100	RPI 101-150	RPI 150+			
18- 3	0- 0		0- 0	OVERALL	1- 1	4- 1	13- 1			
9- 1	0- 0		0- 0	HOME	1- 0	2- 1	6- 0			
8- 2	0- 0		0- 0	AWAY	0- 1	1- 0	7- 1			
1- 0	0- 0		0- 0	NEUTRAL	0- 0	1- 0	0- 0			
8- 1	0- 0		0- 0	NON-CONFERENCE	0- 0	2- 1	6- 0			
4- 1	0- 0		0- 0	HOME	0- 0	1- 1	3- 0			
3- 0	0- 0		0- 0	AWAY	0- 0	0- 0	3- 0			
1- 0	0- 0		0- 0	NEUTRAL	0- 0	1- 0	0- 0			
10- 2	0- 0		0- 0	CONFERENCE	1- 1	2- 0	7- 1			
5- 0	0- 0		0- 0	HOME	1- 0	1- 0	3- 0			
5- 2	0- 0		0- 0	AWAY	0- 1	1- 0	4- 1			
0- 0	0- 0		0- 0	NEUTRAL	0- 0	0- 0	0- 0			

RPI 1-25				RPI 26-50				RPI 51-100				Team's RPI: 80		RPI 101+			
RPI	S	Opponent	Score	RPI	S	Opponent	Score	RPI	S	Opponent	Score			RPI	S	Opponent	Score
								52	A	Troy	77	84		116	A	UT Arlington	80 62
								52	H	Troy	124	103		116	H	UT Arlington	62 56
														120	H	Richmond	67 79
														137	N	Elon	76 65
														147	H	UNC Greensboro	63 54
														198	A	Little Rock	68 48
														230	H	George Mason	74 59
														238	A	Appalachian St.	80 53
														242	A	Arkansas St.	61 63
														247	A	South Alabama	71 62
														264	A	Wofford	78 73
														268	A	UNCW	62 43
														277	A	Texas St.	69 59
														277	H	Texas St.	75 67
														301	H	Ga. Southern	66 59
														309	H	Georgia St.	87 45
														333	H	Ark.-Pine Bluff	76 69
														338	A	Western Caro.	66 43
														346	H	South Carolina St.	85 44
LAST 10 Division I																	
				52	H	Troy	124 103	242	A	Arkansas St.	61	63					
				116	A	UT Arlington	80 62	238	A	Appalachian St.	80	53					
				277	A	Texas St.	69 59	198	A	Little Rock	68	48					
				309	H	Georgia St.	87 45	116	H	UT Arlington	62	56					
				301	H	Ga. Southern	66 59	277	H	Texas St.	75	67					

Non-Div I Games:	UNC Pembroke	86	44	Wesleyan (GA)	132	32
------------------	--------------	----	----	---------------	-----	----

Coastal Caro.

■ Loss, ■ Non-Conf, S Site, H Home A Away N Neutral

Average RPI Win:	262	WON-LOST	WINNING	LAST 10	STRENGTH OF	OPP. STRENGTH	TEAM	ADJ.	CONF.	ADJ CONF.
Average RPI Loss:	154	RECORD	PCT. RANK	GAMES	SCHEDULE	OF SCHEDULE	RPI	RPI	RPI	RPI
DIV. I ONLY	10- 11	195	3-7	317	232	259	259	14	14	
DIV. I NON-CONF.	6- 4	123	0	347	342	267	267	13	13	
TOTALS	RPI 1-25	RPI 26-50	W-L RECORDS	RPI 51-100	RPI 101-150	RPI 150+				
10- 11	0- 0	0- 1	OVERALL	1- 0	0- 7	9- 3				
5- 6	0- 0	0- 1	HOME	1- 0	0- 3	4- 2				
5- 5	0- 0	0- 0	AWAY	0- 0	0- 4	5- 1				
0- 0	0- 0	0- 0	NEUTRAL	0- 0	0- 0	0- 0				
6- 4	0- 0	0- 0	NON-CONFERENCE	0- 0	0- 2	6- 2				
2- 2	0- 0	0- 0	HOME	0- 0	0- 1	2- 1				
4- 2	0- 0	0- 0	AWAY	0- 0	0- 1	4- 1				
0- 0	0- 0	0- 0	NEUTRAL	0- 0	0- 0	0- 0				
4- 7	0- 0	0- 1	CONFERENCE	1- 0	0- 5	3- 1				
3- 4	0- 0	0- 1	HOME	1- 0	0- 2	2- 1				
1- 3	0- 0	0- 0	AWAY	0- 0	0- 3	1- 0				
0- 0	0- 0	0- 0	NEUTRAL	0- 0	0- 0	0- 0				

RPI S	Opponent	Score	RPI S	Opponent	Score	RPI S	Opponent	Score	RPI S	Opponent	Score	Team's RPI: 259
43	H James Madison	53 87	55	H Drexel	73 59	110	A Wake Forest	50 106	128	A William & Mary	60 85	
						128	H William & Mary	74 80	137	A Elon	48 90	
						137	H Elon	57 85	144	A Northeastern	68 72	
						147	H UNC Greensboro	56 69	180	H Towson	62 79	
						184	H Delaware	84 73	191	A High Point	79 70	
						230	H George Mason	61 72	256	A Winthrop	84 73	
						268	H UNCW	67 63	307	A Presbyterian	54 58	
						316	A Hofstra	63 60	324	H N.C. Central	85 78	
						338	H Western Caro.	73 62	343	A Charleston So.	79 70	
						346	A South Carolina St.	76 55				
LAST 10 Division I												
137	H Elon	57 85	43	H James Madison	53 87							
128	H William & Mary	74 80	180	H Towson	62 79							
316	A Hofstra	63 60	128	A William & Mary	60 85							
144	A Northeastern	68 72	137	A Elon	48 90							
268	H UNCW	67 63	184	H Delaware	84 73							

Non-Div I Games: Coker 82 57

Col. of Charleston

■ Loss,
 ■ Non-Conf,
 ■ S Site,
 ■ H Home
 ■ A Away
 N Neutral

Average RPI Win: 229	WON-LOST	WINNING	LAST 10	STRENGTH OF	OPP. STRENGTH	TEAM	ADJ.	CONF.	ADJ CONF.
Average RPI Loss: 108	RECORD	PCT. RANK	GAMES	SCHEDULE	OF SCHEDULE	RPI	RPI	RPI	RPI
DIV. I ONLY	16- 7	59	7-3	223	149	96	96	15	15
DIV. I NON-CONF.	8- 3	68	0	213	159	71	71	16	16
<hr/>									
TOTALS	RPI 1-25	RPI 26-50	W-L RECORDS	RPI 51-100	RPI 101-150	RPI 150+			
16- 7	0- 1	1- 0	OVERALL	0- 3	3- 1	12- 2			
10- 1	0- 0	1- 0	HOME	0- 0	1- 1	8- 0			
6- 6	0- 1	0- 0	AWAY	0- 3	2- 0	4- 2			
0- 0	0- 0	0- 0	NEUTRAL	0- 0	0- 0	0- 0			
8- 3	0- 1	1- 0	NON-CONFERENCE	0- 2	1- 0	6- 0			
5- 0	0- 0	1- 0	HOME	0- 0	0- 0	4- 0			
3- 3	0- 1	0- 0	AWAY	0- 2	1- 0	2- 0			
0- 0	0- 0	0- 0	NEUTRAL	0- 0	0- 0	0- 0			
8- 4	0- 0	0- 0	CONFERENCE	0- 1	2- 1	6- 2			
5- 1	0- 0	0- 0	HOME	0- 0	1- 1	4- 0			
3- 3	0- 0	0- 0	AWAY	0- 1	1- 0	2- 2			
0- 0	0- 0	0- 0	NEUTRAL	0- 0	0- 0	0- 0			

RPI 1-25				RPI 26-50				RPI 51-100 Team's RPI: 96				RPI 101+			
RPI	S	Opponent	Score	RPI	S	Opponent	Score	RPI	S	Opponent	Score	RPI	S	Opponent	Score
14	A	Northwestern	44 73	42	H	Yale	70 67	71	A	Alabama	52 72	130	H	Holy Cross	71 60
								75	A	Bucknell	43 66	131	A	Boston U.	70 61
								98	A	Saint Louis	51 61	131	H	Boston U.	58 60
												139	A	Cornell	62 58
												168	A	Lafayette	39 55
												168	H	Lafayette	73 52
												199	A	American	61 63
												199	H	American	63 62
												226	H	UMass Lowell	73 51
												252	A	Loyola Maryland	76 74
												266	H	Niagara	85 72
												275	H	Siena	88 51
												284	H	Wagner	74 58
												297	A	Navy	65 53
												297	H	Navy	80 55
												302	H	Army West Point	100 93
												329	A	NJIT	79 52
												334	A	Canisius	90 69
<hr/>															
LAST 10 Division I															
				131	H	Boston U.	58 60	75	A	Bucknell	43 66				
				297	A	Navy	65 53	131	A	Boston U.	70 61				
				130	H	Holy Cross	71 60	168	H	Lafayette	73 52				
				168	A	Lafayette	39 55	297	H	Navy	80 55				
				199	H	American	63 62	252	A	Loyola Maryland	76 74				

Non-Div I Games:

Colgate

■ Loss,
 ■ Non-Conf, S Site,
 ■ Home
 ■ Away
 N Neutral

Colorado

Through Games Of Feb. 13, 2020

Average RPI Win:	186	WON-LOST	WINNING	LAST 10	STRENGTH OF	OPP. STRENGTH	TEAM	ADJ.	CONF.	ADJ CONF.
Average RPI Loss:	40	RECORD	PCT. RANK	GAMES	SCHEDULE	OF SCHEDULE	RPI	RPI	RPI	RPI
DIV. I ONLY	14- 9	105	2-8	77	22	63	63	1	1	
DIV. I NON-CONF.	11- 0	1	0	291	180	51	51	1	1	
TOTALS	RPI 1-25	RPI 26-50	W-L RECORDS	RPI 51-100	RPI 101-150	RPI 150+				
14- 9	0- 6	0- 0	OVERALL	2- 2	5- 1	7- 0				
7- 4	0- 3	0- 0	HOME	1- 1	2- 0	4- 0				
6- 5	0- 3	0- 0	AWAY	1- 1	2- 1	3- 0				
1- 0	0- 0	0- 0	NEUTRAL	0- 0	1- 0	0- 0				
11- 0	0- 0	0- 0	NON-CONFERENCE	0- 0	4- 0	7- 0				
6- 0	0- 0	0- 0	HOME	0- 0	2- 0	4- 0				
4- 0	0- 0	0- 0	AWAY	0- 0	1- 0	3- 0				
1- 0	0- 0	0- 0	NEUTRAL	0- 0	1- 0	0- 0				
3- 9	0- 6	0- 0	CONFERENCE	2- 2	1- 1	0- 0				
1- 4	0- 3	0- 0	HOME	1- 1	0- 0	0- 0				
2- 5	0- 3	0- 0	AWAY	1- 1	1- 1	0- 0				
0- 0	0- 0	0- 0	NEUTRAL	0- 0	0- 0	0- 0				

RPI 1-25				RPI 26-50				RPI 51-100 Team's RPI: 63				RPI 101+			
RPI	S	Opponent	Score	RPI	S	Opponent	Score	RPI	S	Opponent	Score	RPI	S	Opponent	Score
1	A	Oregon	46 104					78	H	Southern California	66 53	114	H	Texas Southern	74 50
1	H	Oregon	53 101					91	A	Utah	80 70	118	N	UAB	77 69
7	H	UCLA	62 65					91	H	Utah	69 84	134	A	California	62 50
10	A	Stanford	68 76					93	A	Washington St.	59 69	135	A	Washington	52 61
13	A	Oregon St.	60 72									141	H	Wisconsin	74 57
13	H	Oregon St.	52 79									148	A	Tulane	62 52
												186	H	Jacksonville	66 44
												203	A	Wyoming	66 56
												253	A	Colorado St.	79 75
												265	A	Xavier	62 53
												270	H	Denver	96 70
												273	H	Indiana St.	59 46
												329	H	NJIT	80 57
LAST 10 Division I															
135	A	Washington	52 61	10	A	Stanford	68 76								
93	A	Washington St.	59 69	91	H	Utah	69 84								
1	H	Oregon	53 101	7	H	UCLA	62 65								
13	H	Oregon St.	52 79	78	H	Southern California	66 53								
134	A	California	62 50	13	A	Oregon St.	60 72								

Non-Div I Games:

Colorado

Loss, Non-Conf, S Site, H Home A Away N Neutral

Average RPI Win: 277	WON-LOST	WINNING	LAST 10	STRENGTH OF	OPP. STRENGTH	TEAM	ADJ.	CONF.	ADJ CONF.
Average RPI Loss: 146	RECORD	PCT. RANK	GAMES	SCHEDULE	OF SCHEDULE	RPI	RPI	RPI	RPI
DIV. I ONLY	9- 13	233	4-6	246	237	253	253	17	17
DIV. I NON-CONF.	4- 5	195	0	304	266	274	274	22	22
TOTALS	RPI 1-25	RPI 26-50	W-L RECORDS	RPI 51-100	RPI 101-150	RPI 150+			
9- 13	0- 0	0- 1	OVERALL	0- 3	0- 3	9- 6			
6- 5	0- 0	0- 0	HOME	0- 2	0- 2	6- 1			
3- 8	0- 0	0- 1	AWAY	0- 1	0- 1	3- 5			
0- 0	0- 0	0- 0	NEUTRAL	0- 0	0- 0	0- 0			
4- 5	0- 0	0- 1	NON-CONFERENCE	0- 1	0- 1	4- 2			
3- 2	0- 0	0- 0	HOME	0- 1	0- 0	3- 1			
1- 3	0- 0	0- 1	AWAY	0- 0	0- 1	1- 1			
0- 0	0- 0	0- 0	NEUTRAL	0- 0	0- 0	0- 0			
5- 8	0- 0	0- 0	CONFERENCE	0- 2	0- 2	5- 4			
3- 3	0- 0	0- 0	HOME	0- 1	0- 2	3- 0			
2- 5	0- 0	0- 0	AWAY	0- 1	0- 0	2- 4			
0- 0	0- 0	0- 0	NEUTRAL	0- 0	0- 0	0- 0			

RPI 1-25			RPI 26-50			RPI 51-100			RPI 101+ Team's RPI: 253		
RPI	S	Opponent	Score	RPI	S	Opponent	Score	RPI	S	Opponent	Score
				47	A	Tennessee	41 79	53	A	Fresno St.	53 55
								53	H	Fresno St.	61 79
								63	H	Colorado	75 79
								123	A	Idaho	54 61
								126	H	Boise St.	69 72
								146	H	San Jose St.	53 58
								167	H	Northern Ill.	75 80
								179	A	UNLV	52 56
								203	A	Wyoming	56 49
								208	A	New Mexico	62 73
								222	A	Northern Colo.	75 58
								243	A	San Diego St.	49 59
								244	A	Tulsa	55 61
								248	A	Nevada	63 74
								248	H	Nevada	75 70
								288	H	Incarinate Word	75 47
								289	H	UC Riverside	52 40
								290	A	Utah St.	67 61
								290	H	Utah St.	56 55
								312	H	Air Force	60 40
								351	H	Mississippi Val.	65 46
LAST 10 Division I											
290	A	Utah St.	67 61	53	A	Fresno St.	53 55				
53	H	Fresno St.	61 79	312	H	Air Force	60 40				
179	A	UNLV	52 56	208	A	New Mexico	62 73				
248	A	Nevada	63 74	146	H	San Jose St.	53 58				
290	H	Utah St.	56 55	203	A	Wyoming	56 49				

Non-Div I Games: Western St. 56 47 Chadron St. 102 51

Colorado St.

Average RPI Win: 225	WON-LOST	WINNING	LAST 10	STRENGTH OF	OPP. STRENGTH	TEAM	ADJ.	CONF.	ADJ CONF.
Average RPI Loss: 131	RECORD	PCT. RANK	GAMES	SCHEDULE	OF SCHEDULE	RPI	RPI	RPI	RPI
DIV. I ONLY	11- 8	128	5-5	239	160	164	164	8	8
DIV. I NON-CONF.	9- 4	84	3-1	329	234	183	183	8	8
TOTALS	RPI 1-25	RPI 26-50	W-L RECORDS	RPI 51-100	RPI 101-150	RPI 150+			
11- 8	0- 1	0- 1	OVERALL	1- 1	3- 3	7- 2			
8- 2	0- 0	0- 1	HOME	1- 0	2- 0	5- 1			
3- 6	0- 1	0- 0	AWAY	0- 1	1- 3	2- 1			
0- 0	0- 0	0- 0	NEUTRAL	0- 0	0- 0	0- 0			
9- 4	0- 0	0- 0	NON-CONFERENCE	1- 0	2- 2	6- 2			
6- 1	0- 0	0- 0	HOME	1- 0	1- 0	4- 1			
3- 3	0- 0	0- 0	AWAY	0- 0	1- 2	2- 1			
0- 0	0- 0	0- 0	NEUTRAL	0- 0	0- 0	0- 0			
2- 4	0- 1	0- 1	CONFERENCE	0- 1	1- 1	1- 0			
2- 1	0- 0	0- 1	HOME	0- 0	1- 0	1- 0			
0- 3	0- 1	0- 0	AWAY	0- 1	0- 1	0- 0			
0- 0	0- 0	0- 0	NEUTRAL	0- 0	0- 0	0- 0			

RPI 1-25				RPI 26-50				RPI 51-100				RPI 101+ Team's RPI: 164			
RPI	S	Opponent	Score	RPI	S	Opponent	Score	RPI	S	Opponent	Score	RPI	S	Opponent	Score
20	A	Princeton	55 77	42	H	Yale	60 85	85	A	Penn	84 86	106	A	Vanderbilt	51 72
								99	H	Fordham	70 51	122	A	Buffalo	75 82
												124	H	Davidson	63 60
												138	A	Robert Morris	61 59
												139	A	Cornell	77 80
												139	H	Cornell	76 66
												211	H	Brown	74 60
												221	H	Saint Joseph's	57 71
												236	H	Milwaukee	74 46
												239	H	Georgetown	54 49
												302	A	Army West Point	71 62
												311	A	Albany (NY)	78 82
												316	H	Mercer	77 48
												329	H	NJIT	99 43
												340	A	Tennessee St.	75 65
LAST 10 Division I															
20	A	Princeton	55 77	139	H	Cornell	76 66								
85	A	Penn	84 86	316	H	Mercer	77 48								
211	H	Brown	74 60	340	A	Tennessee St.	75 65								
42	H	Yale	60 85	106	A	Vanderbilt	51 72								
139	A	Cornell	77 80	329	H	NJIT	99 43								

Non-Div I Games:

Columbia

■ Loss,
 ■ Non-Conf,
 S Site,
 ■ Home
 ■ Away
 N Neutral

Average RPI Win: 319	WON-LOST	WINNING	LAST 10	STRENGTH OF	OPP. STRENGTH	TEAM	ADJ.	CONF.	ADJ CONF.
Average RPI Loss: 197	RECORD	PCT. RANK	GAMES	SCHEDULE	OF SCHEDULE	RPI	RPI	RPI	RPI
DIV. I ONLY	1- 22	349	1-9	234	319	342	342	29	29
DIV. I NON-CONF.	0- 12	338	0	134	211	324	324	29	29
TOTALS	RPI 1-25	RPI 26-50	W-L RECORDS	RPI 51-100	RPI 101-150	RPI 150+			
1- 22	0- 0	0- 1	OVERALL	0- 5	0- 2	1- 14			
1- 8	0- 0	0- 0	HOME	0- 0	0- 1	1- 7			
0- 14	0- 0	0- 1	AWAY	0- 5	0- 1	0- 7			
0- 0	0- 0	0- 0	NEUTRAL	0- 0	0- 0	0- 0			
0- 12	0- 0	0- 1	NON-CONFERENCE	0- 5	0- 0	0- 6			
0- 2	0- 0	0- 0	HOME	0- 0	0- 0	0- 2			
0- 10	0- 0	0- 1	AWAY	0- 5	0- 0	0- 4			
0- 0	0- 0	0- 0	NEUTRAL	0- 0	0- 0	0- 0			
1- 10	0- 0	0- 0	CONFERENCE	0- 0	0- 2	1- 8			
1- 6	0- 0	0- 0	HOME	0- 0	0- 1	1- 5			
0- 4	0- 0	0- 0	AWAY	0- 0	0- 1	0- 3			
0- 0	0- 0	0- 0	NEUTRAL	0- 0	0- 0	0- 0			

RPI S	Opponent	Score	RPI S	Opponent	Score	RPI S	Opponent	Score	RPI S	Opponent	Score	Team's RPI: 342
40	A South Dakota	44 82	54	A Rutgers	33 107	117	A Bethune-Cookman	51 82	143	H N.C. A&T	38 84	
			56	A West Virginia	47 82	154	A George Washington	35 54	166	H Norfolk St.	48 85	
			57	A Dayton	48 78	194	A La Salle	46 79	250	A Marshall	47 60	
			82	A Cincinnati	40 86	254	H Morgan St.	42 47	255	A Howard	52 64	
			84	A South Dakota St.	41 94	255	H Howard	54 66	266	H Niagara	67 82	
						267	A Delaware St.	55 72	294	A UMBC	48 71	
						319	H UMES	66 63	324	H N.C. Central	44 58	
						330	H Saint Peter's	57 82	344	A Florida A&M	48 58	
						346	H South Carolina St.	60 71				
LAST 10 Division I												
319	H UMES	66 63	254	H Morgan St.	42 47							
324	H N.C. Central	44 58	143	H N.C. A&T	38 84							
255	A Howard	52 64	344	A Florida A&M	48 58							
267	A Delaware St.	55 72	117	A Bethune-Cookman	51 82							
255	H Howard	54 66	166	H Norfolk St.	48 85							

Non-Div I Games:

Coppin St.

Average RPI Win:	260	WON-LOST	WINNING	LAST 10	STRENGTH OF	OPP. STRENGTH	TEAM	ADJ.	CONF.	ADJ CONF.
Average RPI Loss:	85	RECORD	PCT. RANK	GAMES	SCHEDULE	OF SCHEDULE	RPI	RPI	RPI	RPI
DIV. I ONLY	9- 9	172	4-6	87	215	139	139	8	8	
DIV. I NON-CONF.	7- 5	131	2-2	211	276	160	160	8	8	
TOTALS	RPI 1-25	RPI 26-50	W-L RECORDS	RPI 51-100	RPI 101-150	RPI 150+				
9- 9	0- 2	0- 1	OVERALL	0- 3	0- 1	9- 2				
5- 4	0- 0	0- 1	HOME	0- 1	0- 1	5- 1				
4- 5	0- 2	0- 0	AWAY	0- 2	0- 0	4- 1				
0- 0	0- 0	0- 0	NEUTRAL	0- 0	0- 0	0- 0				
7- 5	0- 1	0- 0	NON-CONFERENCE	0- 2	0- 1	7- 1				
3- 3	0- 0	0- 0	HOME	0- 1	0- 1	3- 1				
4- 2	0- 1	0- 0	AWAY	0- 1	0- 0	4- 0				
0- 0	0- 0	0- 0	NEUTRAL	0- 0	0- 0	0- 0				
2- 4	0- 1	0- 1	CONFERENCE	0- 1	0- 0	2- 1				
2- 1	0- 0	0- 1	HOME	0- 0	0- 0	2- 0				
0- 3	0- 1	0- 0	AWAY	0- 1	0- 0	0- 1				
0- 0	0- 0	0- 0	NEUTRAL	0- 0	0- 0	0- 0				

RPI 1-25				RPI 26-50				RPI 51-100				RPI 101+ Team's RPI: 139			
RPI	S	Opponent	Score	RPI	S	Opponent	Score	RPI	S	Opponent	Score	RPI	S	Opponent	Score
20	A	Princeton	29 60	42	H	Yale	67 74	56	A	West Virginia	62 68	107	H	Duquesne	62 72
21	A	TCU	49 59					85	A	Penn	41 63	164	A	Columbia	66 76
								96	H	Colgate	58 62	164	H	Columbia	80 77
												174	H	Binghamton	56 59
												211	H	Brown	74 63
												226	A	UMass Lowell	70 56
												266	H	Niagara	82 59
												267	A	Delaware St.	77 51
												279	H	ETSU	71 43
												291	A	St. Bonaventure	70 42
												311	A	Albany (NY)	71 51
												329	H	NJIT	68 44
LAST 10 Division I															
85	A	Penn	41 63	164	A	Columbia	66 76								
20	A	Princeton	29 60	279	H	ETSU	71 43								
42	H	Yale	67 74	56	A	West Virginia	62 68								
211	H	Brown	74 63	291	A	St. Bonaventure	70 42								
164	H	Columbia	80 77	107	H	Duquesne	62 72								

Non-Div I Games:

Cornell

■ Loss,
 ■ Non-Conf, S Site,
 ■ Home
 ■ Away
 N Neutral

Creighton

Through Games Of Feb. 13, 2020

Average RPI Win:	137	WON-LOST	WINNING	LAST 10	STRENGTH OF	OPP. STRENGTH	TEAM	ADJ.	CONF.	ADJ CONF.
Average RPI Loss:	47	RECORD	PCT. RANK	GAMES	SCHEDULE	OF SCHEDULE	RPI	RPI	RPI	RPI
DIV. I ONLY	15- 8	79	5-5	31	52	33	33	6	6	
DIV. I NON-CONF.	8- 3	68	0	44	33	16	16	6	6	
TOTALS	RPI 1-25	RPI 26-50	W-L RECORDS	RPI 51-100	RPI 101-150	RPI 150+				
15- 8	1- 1	1- 4	OVERALL	6- 3	2- 0	5- 0				
7- 2	0- 1	1- 0	HOME	2- 1	1- 0	3- 0				
6- 6	1- 0	0- 4	AWAY	2- 2	1- 0	2- 0				
2- 0	0- 0	0- 0	NEUTRAL	2- 0	0- 0	0- 0				
8- 3	0- 0	0- 3	NON-CONFERENCE	5- 0	0- 0	3- 0				
4- 0	0- 0	0- 0	HOME	2- 0	0- 0	2- 0				
2- 3	0- 0	0- 3	AWAY	1- 0	0- 0	1- 0				
2- 0	0- 0	0- 0	NEUTRAL	2- 0	0- 0	0- 0				
7- 5	1- 1	1- 1	CONFERENCE	1- 3	2- 0	2- 0				
3- 2	0- 1	1- 0	HOME	0- 1	1- 0	1- 0				
4- 3	1- 0	0- 1	AWAY	1- 2	1- 0	1- 0				
0- 0	0- 0	0- 0	NEUTRAL	0- 0	0- 0	0- 0				

RPI 1-25				RPI 26-50				Team's RPI: 33	RPI 51-100				RPI 101+			
RPI	S	Opponent	Score	RPI	S	Opponent	Score		RPI	S	Opponent	Score	RPI	S	Opponent	Score
19	A	DePaul	63 61	29	A	Arizona St.	55 70		56	N	West Virginia	82 75	142	A	Providence	77 68
19	H	DePaul	71 74	32	A	Marquette	50 52		59	H	UNI	57 54	142	H	Providence	72 63
				32	H	Marquette	72 62		60	A	St. John's (NY)	58 63	162	H	Wichita St.	56 46
				34	A	Drake	53 63		69	A	Seton Hall	70 82	239	A	Georgetown	65 56
				40	A	South Dakota	65 72		74	N	Temple	69 59	265	H	Xavier	62 55
									81	A	Nebraska	79 74	298	H	North Dakota St.	70 59
									84	H	South Dakota St.	61 48	305	A	Omaha	67 54
									95	H	Butler	67 73				
									97	A	Villanova	58 42				
LAST 10 Division I																
142	A	Providence	77 68	60	A	St. John's (NY)	58 63									
32	A	Marquette	50 52	69	A	Seton Hall	70 82									
19	A	DePaul	63 61	142	H	Providence	72 63									
95	H	Butler	67 73	19	H	DePaul	71 74									
265	H	Xavier	62 55	32	H	Marquette	72 62									

Non-Div I Games:

Creighton

Loss, Non-Conf, S Site, H Home A Away N Neutral

Average RPI Win: 218	WON-LOST	WINNING	LAST 10	STRENGTH OF	OPP. STRENGTH	TEAM	ADJ.	CONF.	ADJ CONF.
Average RPI Loss: 134	RECORD	PCT. RANK	GAMES	SCHEDULE	OF SCHEDULE	RPI	RPI	RPI	RPI
DIV. I ONLY	7- 12	250	2-8	58	217	185	185	8	8
DIV. I NON-CONF.	6- 7	182	1-3	156	290	166	166	8	8
TOTALS	RPI 1-25	RPI 26-50	W-L RECORDS	RPI 51-100	RPI 101-150	RPI 150+			
7- 12	0- 2	0- 1	OVERALL	0- 1	1- 4	6- 4			
5- 5	0- 1	0- 1	HOME	0- 1	1- 0	4- 2			
2- 7	0- 1	0- 0	AWAY	0- 0	0- 4	2- 2			
0- 0	0- 0	0- 0	NEUTRAL	0- 0	0- 0	0- 0			
6- 7	0- 1	0- 0	NON-CONFERENCE	0- 0	0- 3	6- 3			
4- 1	0- 0	0- 0	HOME	0- 0	0- 0	4- 1			
2- 6	0- 1	0- 0	AWAY	0- 0	0- 3	2- 2			
0- 0	0- 0	0- 0	NEUTRAL	0- 0	0- 0	0- 0			
1- 5	0- 1	0- 1	CONFERENCE	0- 1	1- 1	0- 1			
1- 4	0- 1	0- 1	HOME	0- 1	1- 0	0- 1			
0- 1	0- 0	0- 0	AWAY	0- 0	0- 1	0- 0			
0- 0	0- 0	0- 0	NEUTRAL	0- 0	0- 0	0- 0			

RPI 1-25				RPI 26-50				RPI 51-100				RPI 101+ Team's RPI: 185			
RPI	S	Opponent	Score	RPI	S	Opponent	Score	RPI	S	Opponent	Score	RPI	S	Opponent	Score
14	A	Northwestern	37 79	42	H	Yale	47 67	85	H	Penn	33 66	101	A	Harvard	49 64
20	H	Princeton	34 66									101	H	Harvard	63 62
												122	A	Buffalo	49 73
												131	A	Boston U.	56 74
												132	A	Loyola Chicago	40 61
												197	H	Merrimack	57 52
												211	H	Brown	71 83
												216	A	Fairfield	52 51
												219	H	Maine	57 41
												223	A	Manhattan	58 70
												226	A	UMass Lowell	62 51
												252	A	Loyola Maryland	56 72
												269	H	New Hampshire	66 47
												277	H	Texas St.	51 61
												299	H	Vermont	72 55
LAST 10 Division I															
42	H	Yale	47 67	101	H	Harvard	63 62								
211	H	Brown	71 83	252	A	Loyola Maryland	56 72								
85	H	Penn	33 66	122	A	Buffalo	49 73								
20	H	Princeton	34 66	131	A	Boston U.	56 74								
101	A	Harvard	49 64	269	H	New Hampshire	66 47								

Non-Div I Games:

Dartmouth

■ Loss,
■ Non-Conf,
S Site,
■ Home
■ Away
N Neutral

Davidson

Through Games Of Feb. 13, 2020

Average RPI Win:	209	WON-LOST	WINNING	LAST 10	STRENGTH OF	OPP. STRENGTH	TEAM	ADJ.	CONF.	ADJ CONF.
Average RPI Loss:	111	RECORD	PCT. RANK	GAMES	SCHEDULE	OF SCHEDULE	RPI	RPI	RPI	RPI
DIV. I ONLY	12- 11	166	5-5	134	129	124	124	12	12	
DIV. I NON-CONF.	6- 6	164	0	199	183	136	136	12	12	
TOTALS	RPI 1-25	RPI 26-50	W-L RECORDS	RPI 51-100	RPI 101-150	RPI 150+				
12- 11	0- 0	0- 2	OVERALL	2- 4	0- 2	10- 3				
5- 3	0- 0	0- 0	HOME	1- 2	0- 0	4- 1				
6- 8	0- 0	0- 2	AWAY	1- 2	0- 2	5- 2				
1- 0	0- 0	0- 0	NEUTRAL	0- 0	0- 0	1- 0				
6- 6	0- 0	0- 2	NON-CONFERENCE	0- 2	0- 1	6- 1				
2- 1	0- 0	0- 0	HOME	0- 1	0- 0	2- 0				
3- 5	0- 0	0- 2	AWAY	0- 1	0- 1	3- 1				
1- 0	0- 0	0- 0	NEUTRAL	0- 0	0- 0	1- 0				
6- 5	0- 0	0- 0	CONFERENCE	2- 2	0- 1	4- 2				
3- 2	0- 0	0- 0	HOME	1- 1	0- 0	2- 1				
3- 3	0- 0	0- 0	AWAY	1- 1	0- 1	2- 1				
0- 0	0- 0	0- 0	NEUTRAL	0- 0	0- 0	0- 0				

RPI S	Opponent	Score	RPI S	Opponent	Score	RPI S	Opponent	Score	RPI S	Opponent	Score	Team's RPI: 124
31	A Virginia Tech	68 88	55	A Drexel	63 74	120	A Richmond	57 69				
36	A Duke	52 82	57	H Dayton	49 55	140	A Florida	50 55				
			76	H Charlotte	64 75	151	H Massachusetts	62 70				
			98	A Saint Louis	65 58	154	H George Washington	62 55				
			99	A Fordham	46 47	164	A Columbia	60 63				
			99	H Fordham	74 62	172	A Rhode Island	77 70				
						172	H Rhode Island	79 67				
						191	A High Point	73 63				
						230	A George Mason	76 69				
						233	A UMKC	74 64				
						239	H Georgetown	66 52				
						279	A ETSU	75 60				
						291	A St. Bonaventure	56 68				
						300	N UC Irvine	78 72				
						338	H Western Caro.	101 51				
LAST 10 Division I												
99	A Fordham	46 47	120	A Richmond	57 69							
291	A St. Bonaventure	56 68	154	H George Washington	62 55							
57	H Dayton	49 55	230	A George Mason	76 69							
151	H Massachusetts	62 70	172	H Rhode Island	79 67							
172	A Rhode Island	77 70	99	H Fordham	74 62							

Non-Div I Games: Newberry 75 46

Davidson

■ Loss,
 ■ Non-Conf,
 ■ S Site,
 ■ H Home
 ■ A Away
 N Neutral

Average RPI Win:	185	WON-LOST	WINNING	LAST 10	STRENGTH OF	OPP. STRENGTH	TEAM	ADJ.	CONF.	ADJ CONF.
Average RPI Loss:	56	RECORD	PCT. RANK	GAMES	SCHEDULE	OF SCHEDULE	RPI	RPI	RPI	RPI
DIV. I ONLY	18- 7	53	10-0	115	71	57	57	12	12	
DIV. I NON-CONF.	7- 7	164	0	148	12	141	141	12	12	
TOTALS	RPI 1-25	RPI 26-50	W-L RECORDS	RPI 51-100	RPI 101-150	RPI 150+				
18- 7	0- 4	0- 0	OVERALL	2- 0	4- 3	12- 0				
8- 2	0- 2	0- 0	HOME	2- 0	1- 0	5- 0				
8- 2	0- 1	0- 0	AWAY	0- 0	3- 1	5- 0				
2- 3	0- 1	0- 0	NEUTRAL	0- 0	0- 2	2- 0				
7- 7	0- 4	0- 0	NON-CONFERENCE	0- 0	1- 3	6- 0				
3- 2	0- 2	0- 0	HOME	0- 0	0- 0	3- 0				
2- 2	0- 1	0- 0	AWAY	0- 0	1- 1	1- 0				
2- 3	0- 1	0- 0	NEUTRAL	0- 0	0- 2	2- 0				
11- 0	0- 0	0- 0	CONFERENCE	2- 0	3- 0	6- 0				
5- 0	0- 0	0- 0	HOME	2- 0	1- 0	2- 0				
6- 0	0- 0	0- 0	AWAY	0- 0	2- 0	4- 0				
0- 0	0- 0	0- 0	NEUTRAL	0- 0	0- 0	0- 0				

RPI S	Opponent	Score	RPI S	Opponent	Score	RPI S	Opponent	Score	RPI S	Opponent	Score
2	H South Carolina	49 75				98	H Saint Louis	48 47	107	H Duquesne	54 41
8	H UConn	37 75				99	H Fordham	48 44	110	N Wake Forest	59 78
12	N Gonzaga	65 76							119	N Auburn	74 76
17	A Central Mich.	80 81							120	A Richmond	65 51
									122	A Buffalo	59 67
									124	A Davidson	55 49
									144	A Northeastern	71 60
									151	A Massachusetts	52 51
									153	A Toledo	60 42
									154	A George Washington	66 50
									172	H Rhode Island	71 60
									194	A La Salle	98 58
									219	N Maine	78 49
									221	A Saint Joseph's	59 44
									230	H George Mason	59 55
									260	H Morehead St.	58 41
									272	N East Carolina	94 68
									274	H Lipscomb	82 60
									342	H Coppin St.	78 48
LAST 10 Division I											
151	A Massachusetts	52 51	154	A George Washington	66 50						
172	H Rhode Island	71 60	98	H Saint Louis	48 47						
124	A Davidson	55 49	107	H Duquesne	54 41						
221	A Saint Joseph's	59 44	120	A Richmond	65 51						
99	H Fordham	48 44	230	H George Mason	59 55						

Non-Div I Games:

Dayton

■ Loss,
 ■ Non-Conf,
 S Site,
 ■ Home
 ■ Away
 N Neutral

Average RPI Win: 128	WON-LOST	WINNING	LAST 10	STRENGTH OF	OPP. STRENGTH	TEAM	ADJ.	CONF.	ADJ CONF.
Average RPI Loss: 18	RECORD	PCT. RANK	GAMES	SCHEDULE	OF SCHEDULE	RPI	RPI	RPI	RPI
DIV. I ONLY	22- 3	11	9-1	51	44	19	19	6	6
DIV. I NON-CONF.	10- 2	29	0	57	32	17	17	6	6
TOTALS	RPI 1-25	RPI 26-50	W-L RECORDS	RPI 51-100	RPI 101-150	RPI 150+			
22- 3	1- 2	2- 1	OVERALL	8- 0	5- 0	6- 0			
12- 2	0- 1	1- 1	HOME	5- 0	1- 0	5- 0			
10- 1	1- 1	1- 0	AWAY	3- 0	4- 0	1- 0			
0- 0	0- 0	0- 0	NEUTRAL	0- 0	0- 0	0- 0			
10- 2	1- 2	0- 0	NON-CONFERENCE	2- 0	3- 0	4- 0			
6- 1	0- 1	0- 0	HOME	2- 0	0- 0	4- 0			
4- 1	1- 1	0- 0	AWAY	0- 0	3- 0	0- 0			
0- 0	0- 0	0- 0	NEUTRAL	0- 0	0- 0	0- 0			
12- 1	0- 0	2- 1	CONFERENCE	6- 0	2- 0	2- 0			
6- 1	0- 0	1- 1	HOME	3- 0	1- 0	1- 0			
6- 0	0- 0	1- 0	AWAY	3- 0	1- 0	1- 0			
0- 0	0- 0	0- 0	NEUTRAL	0- 0	0- 0	0- 0			

RPI 1-25				Team's RPI: 19		RPI 26-50				RPI 51-100				RPI 101+					
RPI	S	Opponent	Score		RPI	S	Opponent	Score		RPI	S	Opponent	Score		RPI	S	Opponent	Score	
8	H	UConn	74	84	32	H	Marquette	89	71	55	H	Drexel	81	57	112	A	Notre Dame	105 94	
13	A	Oregon St.	77	98	33	A	Creighton	74	71	60	A	St. John's (NY)	71	65	132	A	Loyola Chicago	83 76	
14	A	Northwestern	70	68	33	H	Creighton	61	63	60	H	St. John's (NY)	74	69	136	A	Green Bay	76 65	

Non-Div I Games:

DePaul

Delaware

Through Games Of Feb. 13, 2020

Average RPI Win: 212	WON-LOST	WINNING	LAST 10	STRENGTH OF	OPP. STRENGTH	TEAM	ADJ.	CONF.	ADJ CONF.
Average RPI Loss: 144	RECORD	PCT. RANK	GAMES	SCHEDULE	OF SCHEDULE	RPI	RPI	RPI	RPI
DIV. I ONLY	9- 13	233	5-5	161	131	184	184	14	14
DIV. I NON-CONF.	4- 7	225	0	111	150	176	176	13	13
TOTALS	RPI 1-25	RPI 26-50	W-L RECORDS	RPI 51-100	RPI 101-150	RPI 150+			
9- 13	0- 1	0- 2	OVERALL	0- 2	3- 2	6- 6			
3- 5	0- 0	0- 1	HOME	0- 0	0- 1	3- 3			
5- 8	0- 1	0- 1	AWAY	0- 2	3- 1	2- 3			
1- 0	0- 0	0- 0	NEUTRAL	0- 0	0- 0	1- 0			
4- 7	0- 1	0- 1	NON-CONFERENCE	0- 1	1- 0	3- 4			
1- 3	0- 0	0- 0	HOME	0- 0	0- 0	1- 3			
2- 4	0- 1	0- 1	AWAY	0- 1	1- 0	1- 1			
1- 0	0- 0	0- 0	NEUTRAL	0- 0	0- 0	1- 0			
5- 6	0- 0	0- 1	CONFERENCE	0- 1	2- 2	3- 2			
2- 2	0- 0	0- 1	HOME	0- 0	0- 1	2- 0			
3- 4	0- 0	0- 0	AWAY	0- 1	2- 1	1- 2			
0- 0	0- 0	0- 0	NEUTRAL	0- 0	0- 0	0- 0			

RPI 1-25				RPI 26-50				RPI 51-100				RPI 101+ Team's RPI: 184			
RPI	S	Opponent	Score	RPI	S	Opponent	Score	RPI	S	Opponent	Score	RPI	S	Opponent	Score
3	A	Maryland	55 99	43	H	James Madison	39 60	55	A	Drexel	59 63	128	A	William & Mary	58 68
				49	A	UCF	49 75	76	A	Charlotte	57 61	137	A	Elon	65 56
												138	A	Robert Morris	73 62
												144	A	Northeastern	81 69
												144	H	Northeastern	62 72
												154	H	George Washington	49 63
												180	H	Towson	69 62
												206	N	Santa Clara	81 80
												212	A	Gardner-Webb	65 67
												219	H	Maine	56 69
												230	H	George Mason	63 44
												241	A	Cal St. Fullerton	72 55
												259	A	Col. of Charleston	73 84
												267	H	Delaware St.	64 67
												268	A	UNCW	65 71
												316	A	Hofstra	77 67
												316	H	Hofstra	80 59
LAST 10 Division I															
316	A	Hofstra	77 67	128	A	William & Mary	58 68								
144	A	Northeastern	81 69	55	A	Drexel	59 63								
180	H	Towson	69 62	144	H	Northeastern	62 72								
43	H	James Madison	39 60	316	H	Hofstra	80 59								
137	A	Elon	65 56	259	A	Col. of Charleston	73 84								

Non-Div I Games:

Delaware

Loss, Non-Conf, S Site, H Home A Away N Neutral

Through Games of Feb. 15, 1916				Through Games of Feb. 15, 1916						
Average RPI Win:	303	WON-LOST	WINNING	LAST 10	STRENGTH OF	OPP. STRENGTH	TEAM	ADJ.	CONF.	ADJ CONF.
Average RPI Loss:	141	RECORD	PCT. RANK	GAMES	SCHEDULE	OF SCHEDULE	RPI	RPI	RPI	RPI
DIV. I ONLY	8- 12	240	6-4	191	347	267	267	29	29	
DIV. I NON-CONF.	2- 9	304	0-1	54	335	256	256	29	29	

TOTALS	RPI 1-25		RPI 26-50		W-L RECORDS		RPI 51-100		RPI 101-150	RPI 150+
8- 12	0- 0		0- 1		OVERALL		0- 1		0- 6	8- 4
5- 7	0- 0		0- 0		HOME		0- 0		0- 5	5- 2
3- 5	0- 0		0- 1		AWAY		0- 1		0- 1	3- 2
0- 0	0- 0		0- 0		NEUTRAL		0- 0		0- 0	0- 0
2- 9	0- 0		0- 1		NON-CONFERENCE		0- 1		0- 4	2- 3
1- 6	0- 0		0- 0		HOME		0- 0		0- 4	1- 2
1- 3	0- 0		0- 1		AWAY		0- 1		0- 0	1- 1
0- 0	0- 0		0- 0		NEUTRAL		0- 0		0- 0	0- 0
6- 3	0- 0		0- 0		CONFERENCE		0- 0		0- 2	6- 1
4- 1	0- 0		0- 0		HOME		0- 0		0- 1	4- 0
2- 2	0- 0		0- 0		AWAY		0- 0		0- 1	2- 1
0- 0	0- 0		0- 0		NEUTRAL		0- 0		0- 0	0- 0

RPI 1-25				RPI 26-50				RPI 51-100				RPI 101+				Team's RPI: 267	
RPI	S	Opponent	Score	RPI	S	Opponent	Score	RPI	S	Opponent	Score	RPI	S	Opponent	Score		
				43	A	James Madison	64 83					102	H	Rider	69 71		
												128	H	William & Mary	52 73		
												129	H	Lehigh	38 68		
												139	H	Cornell	51 77		
												143	A	N.C. A&T	53 58		
												143	H	N.C. A&T	45 69		
												166	A	Norfolk St.	57 65		
												174	H	Binghamton	66 75		
												184	A	Delaware	67 64		
												188	H	Cleveland St.	49 57		
												254	H	Morgan St.	69 61		
												258	A	Longwood	62 78		
												319	H	UMES	72 58		
												324	A	N.C. Central	64 60		
												324	H	N.C. Central	64 54		
												330	H	Saint Peter's	89 66		
												342	H	Coppin St.	72 55		
												346	A	South Carolina St.	76 64		
LAST 10 Division I																	
				346	A	South Carolina St.	76 64					324	A	N.C. Central	64 60		
				166	A	Norfolk St.	57 65					143	H	N.C. A&T	45 69		
				319	H	UMES	72 58					324	H	N.C. Central	64 54		
				342	H	Coppin St.	72 55					254	H	Morgan St.	69 61		
				143	A	N.C. A&T	53 58					102	H	Rider	69 71		

Non-Div I Games:	Post	67	41	Georgian Court	69	48
------------------	------	----	----	----------------	----	----

Delaware St.

Loss, Non-Conf, S Site, H Home A Away N Neutral

Average RPI Win: 245	WON-LOST	WINNING	LAST 10	STRENGTH OF	OPP. STRENGTH	TEAM	ADJ.	CONF.	ADJ CONF.
Average RPI Loss: 185	RECORD	PCT. RANK	GAMES	SCHEDULE	OF SCHEDULE	RPI	RPI	RPI	RPI
DIV. I ONLY	10- 14	229	4-6	229	284	270	270	19	19
DIV. I NON-CONF.	5- 7	205	0	281	329	306	306	18	18
TOTALS	RPI 1-25	RPI 26-50	W-L RECORDS	RPI 51-100	RPI 101-150	RPI 150+			
10- 14	0- 0	0- 2	OVERALL	1- 2	0- 0	9- 10			
8- 5	0- 0	0- 1	HOME	0- 1	0- 0	8- 3			
2- 7	0- 0	0- 1	AWAY	1- 1	0- 0	1- 5			
0- 2	0- 0	0- 0	NEUTRAL	0- 0	0- 0	0- 2			
5- 7	0- 0	0- 0	NON-CONFERENCE	0- 1	0- 0	5- 6			
5- 2	0- 0	0- 0	HOME	0- 0	0- 0	5- 2			
0- 3	0- 0	0- 0	AWAY	0- 1	0- 0	0- 2			
0- 2	0- 0	0- 0	NEUTRAL	0- 0	0- 0	0- 2			
5- 7	0- 0	0- 2	CONFERENCE	1- 1	0- 0	4- 4			
3- 3	0- 0	0- 1	HOME	0- 1	0- 0	3- 1			
2- 4	0- 0	0- 1	AWAY	1- 0	0- 0	1- 3			
0- 0	0- 0	0- 0	NEUTRAL	0- 0	0- 0	0- 0			

D
e
n
v
e
rD
e
n
v
e
r

RPI 1-25				RPI 26-50				RPI 51-100				RPI 101+				Team's RPI: 270	
RPI	S	Opponent	Score	RPI	S	Opponent	Score	RPI	S	Opponent	Score	RPI	S	Opponent	Score		
				40	A	South Dakota	61 104	63	A	Colorado	70 96	165	N	Western Mich.	70 79		
				40	H	South Dakota	60 92	84	A	South Dakota St.	72 62	189	H	Southern Utah	81 73		
								84	H	South Dakota St.	79 86	196	A	Western Ill.	75 82		
												200	N	Akron	72 88		
												203	H	Wyoming	71 57		
												205	A	North Dakota	91 81		
												205	H	North Dakota	82 90		
												215	A	Oral Roberts	72 84		
												222	H	Northern Colo.	74 55		
												233	A	UMKC	79 83		
												249	A	Lamar University	59 71		
												270	H	Alabama A&M	83 86		
												298	A	North Dakota St.	80 85		
												298	H	North Dakota St.	91 82		
												300	H	UC Irvine	83 75		
												305	H	Omaha	66 60		
												310	H	Cal Poly	96 66		
												325	H	New Mexico St.	75 78		
												332	H	Purdue Fort Wayne	83 57		
LAST 10 Division I																	
				84	A	South Dakota St.	72 62	205	A	North Dakota	91 81						
				332	H	Purdue Fort Wayne	83 57	305	H	Omaha	66 60						
				40	H	South Dakota	60 92	196	A	Western Ill.	75 82						
				215	A	Oral Roberts	72 84	84	H	South Dakota St.	79 86						
				298	A	North Dakota St.	80 85	40	A	South Dakota	61 104						

Non-Div I Games: Colo. Christian 89 49

Denver

■ Loss,
 ■ Non-Conf, S Site,
 ■ Home
 ■ Away
 N Neutral

Detroit Mercy

Through Games Of Feb. 13, 2020

Average RPI Win: 290	WON-LOST	WINNING	LAST 10	STRENGTH OF	OPP. STRENGTH	TEAM	ADJ.	CONF.	ADJ CONF.
Average RPI Loss: 176	RECORD	PCT. RANK	GAMES	SCHEDULE	OF SCHEDULE	RPI	RPI	RPI	RPI
DIV. I ONLY	3- 20	333	2-8	217	277	328	328	22	22
DIV. I NON-CONF.	0- 11	338	0	167	254	330	330	19	19
TOTALS	RPI 1-25	RPI 26-50	W-L RECORDS	RPI 51-100	RPI 101-150	RPI 150+			
3- 20	0- 0	0- 2	OVERALL	0- 2	0- 2	3- 14			
2- 10	0- 0	0- 1	HOME	0- 0	0- 2	2- 7			
1- 8	0- 0	0- 1	AWAY	0- 2	0- 0	1- 5			
0- 2	0- 0	0- 0	NEUTRAL	0- 0	0- 0	0- 2			
0- 11	0- 0	0- 0	NON-CONFERENCE	0- 2	0- 1	0- 8			
0- 5	0- 0	0- 0	HOME	0- 0	0- 1	0- 4			
0- 4	0- 0	0- 0	AWAY	0- 2	0- 0	0- 2			
0- 2	0- 0	0- 0	NEUTRAL	0- 0	0- 0	0- 2			
3- 9	0- 0	0- 2	CONFERENCE	0- 0	0- 1	3- 6			
2- 5	0- 0	0- 1	HOME	0- 0	0- 1	2- 3			
1- 4	0- 0	0- 1	AWAY	0- 0	0- 0	1- 3			
0- 0	0- 0	0- 0	NEUTRAL	0- 0	0- 0	0- 0			

RPI S	Opponent	Score	RPI S	Opponent	Score	RPI S	Opponent	Score	RPI S	Opponent	Score	Team's RPI: 328
50	A IUPUI	45 82	50	H IUPUI	54 95	90	A Michigan St.	52 110	132	H Loyola Chicago	60 89	
						95	A Butler	60 82	136	H Green Bay	48 65	
									153	H Toledo	64 82	
									156	H Eastern Mich.	70 84	
									160	A Wright St.	61 67	
									165	A Western Mich.	67 82	
									178	H Valparaiso	58 77	
									183	N Tennessee Tech	47 69	
									188	H Cleveland St.	70 59	
									200	H Akron	60 81	
									201	A Northern Ky.	60 72	
									230	A George Mason	62 75	
									236	H Milwaukee	48 63	
									245	H Youngstown St.	47 62	
									283	A Oakland	60 65	
									283	H Oakland	57 71	
									303	N Sacred Heart	60 66	
									341	A UIC	70 62	
									341	H UIC	58 52	
LAST 10 Division I												
341	H UIC	58 52	245	H Youngstown St.	47 62							
50	H IUPUI	54 95	188	H Cleveland St.	70 59							
283	A Oakland	60 65	136	H Green Bay	48 65							
201	A Northern Ky.	60 72	236	H Milwaukee	48 63							
160	A Wright St.	61 67	50	A IUPUI	45 82							

Non-Div I Games:

Detroit Mercy

Loss, Non-Conf, S Site, H Home A Away N Neutral

Drake

Through Games Of Feb. 13, 2020

Average RPI Win:	150	WON-LOST	WINNING	LAST 10	STRENGTH OF	OPP. STRENGTH	TEAM	ADJ.	CONF.	ADJ CONF.
Average RPI Loss:	26	RECORD	PCT. RANK	GAMES	SCHEDULE	OF SCHEDULE	RPI	RPI	RPI	RPI
DIV. I ONLY	16- 7	59	8-2	44	42	34	34	7	7	
DIV. I NON-CONF.	7- 4	100	0	43	3	34	34	7	7	
TOTALS	RPI 1-25	RPI 26-50	W-L RECORDS	RPI 51-100	RPI 101-150	RPI 150+				
16- 7	0- 3	2- 4	OVERALL	5- 0	2- 0	7- 0				
10- 1	0- 1	2- 0	HOME	3- 0	1- 0	4- 0				
4- 5	0- 2	0- 3	AWAY	2- 0	0- 0	2- 0				
2- 1	0- 0	0- 1	NEUTRAL	0- 0	1- 0	1- 0				
7- 4	0- 1	2- 3	NON-CONFERENCE	1- 0	1- 0	3- 0				
4- 0	0- 0	2- 0	HOME	1- 0	0- 0	1- 0				
1- 3	0- 1	0- 2	AWAY	0- 0	0- 0	1- 0				
2- 1	0- 0	0- 1	NEUTRAL	0- 0	1- 0	1- 0				
9- 3	0- 2	0- 1	CONFERENCE	4- 0	1- 0	4- 0				
6- 1	0- 1	0- 0	HOME	2- 0	1- 0	3- 0				
3- 2	0- 1	0- 1	AWAY	2- 0	0- 0	1- 0				
0- 0	0- 0	0- 0	NEUTRAL	0- 0	0- 0	0- 0				

RPI 1-25				RPI 26-50				Team's RPI: 34	RPI 51-100				RPI 101+			
RPI	S	Opponent	Score	RPI	S	Opponent	Score		RPI	S	Opponent	Score	RPI	S	Opponent	Score
4	A	Missouri St.	67 69	33	H	Creighton	63 53		59	H	UNI	104 87	119	N	Auburn	83 82
4	H	Missouri St.	83 89	37	N	Purdue	47 67		77	A	Illinois St.	69 67	132	H	Loyola Chicago	80 52
9	A	Iowa	67 79	40	A	South Dakota	94 102		84	H	South Dakota St.	74 67	167	A	Northern Ill.	73 49
				41	A	Bradley	76 77		86	A	Southern Ill.	73 65	178	H	Valparaiso	87 66
				44	H	Iowa St.	86 81		86	H	Southern Ill.	91 76	196	H	Western Ill.	94 75
				45	A	Oklahoma	84 93						219	N	Maine	94 62
													273	H	Indiana St.	105 65
													323	A	Evansville	66 51
													323	H	Evansville	108 44
LAST 10 Division I																
323	A	Evansville	66 51	41	A	Bradley	76 77									
4	H	Missouri St.	83 89	77	A	Illinois St.	69 67									
86	H	Southern Ill.	91 76	323	H	Evansville	108 44									
132	H	Loyola Chicago	80 52	273	H	Indiana St.	105 65									
178	H	Valparaiso	87 66	86	A	Southern Ill.	73 65									

Non-Div I Games: Waldorf 103 18

Drake

Loss, Non-Conf, S Site, H Home A Away N Neutral

D
r
e
x
e
l

Drexel				Through Games Of Feb. 13, 2020						
Average RPI Win:	177	WON-LOST	WINNING	LAST 10	STRENGTH OF	OPP. STRENGTH	TEAM	ADJ.	CONF.	ADJ CONF.
Average RPI Loss:	111	RECORD	PCT. RANK	GAMES	SCHEDULE	OF SCHEDULE	RPI	RPI	RPI	RPI
DIV. I ONLY		17- 6	47	10-0	130	112	55	55	14	14
DIV. I NON-CONF.		7- 5	131	0	69	93	89	89	13	13

TOTALS	RPI 1-25	RPI 26-50		W-L RECORDS		RPI 51-100		RPI 101-150		RPI 150+
17- 6	0- 1	1- 0		OVERALL		1- 2		6- 2		9- 1
10- 1	0- 0	1- 0		HOME		1- 0		3- 1		5- 0
7- 4	0- 1	0- 0		AWAY		0- 2		3- 0		4- 1
0- 1	0- 0	0- 0		NEUTRAL		0- 0		0- 1		0- 0
7- 5	0- 1	0- 0		NON-CONFERENCE		1- 2		2- 2		4- 0
5- 1	0- 0	0- 0		HOME		1- 0		2- 1		2- 0
2- 3	0- 1	0- 0		AWAY		0- 2		0- 0		2- 0
0- 1	0- 0	0- 0		NEUTRAL		0- 0		0- 1		0- 0
10- 1	0- 0	1- 0		CONFERENCE		0- 0		4- 0		5- 1
5- 0	0- 0	1- 0		HOME		0- 0		1- 0		3- 0
5- 1	0- 0	0- 0		AWAY		0- 0		3- 0		2- 1
0- 0	0- 0	0- 0		NEUTRAL		0- 0		0- 0		0- 0

D
r
e
x
e
l

RPI 1-25				RPI 26-50				RPI 51-100				RPI 101+			
RPI	S	Opponent	Score	RPI	S	Opponent	Score	RPI	S	Opponent	Score	RPI	S	Opponent	Score
19	A	DePaul	57 81	43	H	James Madison	70 48	75	A	Bucknell	49 60	107	H	Pacific	51 58
								85	A	Penn	49 53	120	H	Richmond	58 52
								97	H	Villanova	54 52	122	N	Buffalo	59 63
												124	H	Davidson	74 63
												128	A	William & Mary	61 54
												137	A	Elon	55 53
												144	A	Northeastern	67 51
												144	H	Northeastern	50 41
												180	H	Towson	59 50
												181	A	Quinnipiac	66 62
												184	H	Delaware	63 59
												194	H	La Salle	69 31
												219	H	Maine	70 57
												221	A	Saint Joseph's	62 52
												259	A	Col. of Charleston	59 73
												268	A	UNCW	73 72
												316	A	Hofstra	45 32
												316	H	Hofstra	74 54

LAST 10 Division I															
144	A	Northeastern	67 51	137	A	Elon	55 53								
316	A	Hofstra	45 32	184	H	Delaware	63 59								
43	H	James Madison	70 48	316	H	Hofstra	74 54								
180	H	Towson	59 50	144	H	Northeastern	50 41								
128	A	William & Mary	61 54	268	A	UNCW	73 72								

Non-Div I Games:

Drexel

Average RPI Win:	119	WON-LOST	WINNING	LAST 10	STRENGTH OF	OPP. STRENGTH	TEAM	ADJ.	CONF.	ADJ CONF.
Average RPI Loss:	53	RECORD	PCT. RANK	GAMES	SCHEDULE	OF SCHEDULE	RPI	RPI	RPI	RPI
DIV. I ONLY	14- 10	119	7-3	10	33	36	36	5	5	
DIV. I NON-CONF.	6- 5	151	0	2	45	21	21	3	3	
TOTALS	RPI 1-25	RPI 26-50	W-L RECORDS	RPI 51-100	RPI 101-150	RPI 150+				
14- 10	0- 5	1- 1	OVERALL	7- 2	2- 1	4- 1				
10- 3	0- 2	1- 0	HOME	5- 0	2- 1	2- 0				
4- 7	0- 3	0- 1	AWAY	2- 2	0- 0	2- 1				
0- 0	0- 0	0- 0	NEUTRAL	0- 0	0- 0	0- 0				
6- 5	0- 3	0- 1	NON-CONFERENCE	2- 1	1- 0	3- 0				
5- 1	0- 1	0- 0	HOME	2- 0	1- 0	2- 0				
1- 4	0- 2	0- 1	AWAY	0- 1	0- 0	1- 0				
0- 0	0- 0	0- 0	NEUTRAL	0- 0	0- 0	0- 0				
8- 5	0- 2	1- 0	CONFERENCE	5- 1	1- 1	1- 1				
5- 2	0- 1	1- 0	HOME	3- 0	1- 1	0- 0				
3- 3	0- 1	0- 0	AWAY	2- 1	0- 0	1- 1				
0- 0	0- 0	0- 0	NEUTRAL	0- 0	0- 0	0- 0				

RPI 1-25				RPI 26-50				RPI 51-100				RPI 101+			
RPI	S	Opponent	Score	RPI	S	Opponent	Score	RPI	S	Opponent	Score	RPI	S	Opponent	Score
2	A	South Carolina	46 89	26	A	FGCU	56 78	51	A	Virginia	63 66	110	H	Wake Forest	58 60
5	A	Louisville	55 60	31	H	Virginia Tech	72 67	52	H	Troy	99 85	112	H	Notre Dame	50 47
14	H	Northwestern	42 63					72	A	Syracuse	88 58	124	H	Davidson	82 52
16	H	NC State	60 63					73	H	Boston College	85 73	179	A	UNLV	57 45
18	A	Texas A&M	58 79					81	A	Nebraska	79 83	191	H	High Point	93 57
								85	H	Penn	66 50	193	H	Idaho St.	85 66
								88	A	Miami (FL)	74 55	207	A	Clemson	58 62
								89	H	Georgia Tech	58 46	287	A	Pittsburgh	73 56
								94	H	North Carolina	71 61				
LAST 10 Division I															
287	A	Pittsburgh	73 56	72	A	Syracuse	88 58								
88	A	Miami (FL)	74 55	207	A	Clemson	58 62								
94	H	North Carolina	71 61	112	H	Notre Dame	50 47								
16	H	NC State	60 63	31	H	Virginia Tech	72 67								
89	H	Georgia Tech	58 46	51	A	Virginia	63 66								

Non-Div I Games:

Duke

Average RPI Win: 220	WON-LOST	WINNING	LAST 10	STRENGTH OF	OPP. STRENGTH	TEAM	ADJ.	CONF.	ADJ CONF.
Average RPI Loss: 101	RECORD	PCT. RANK	GAMES	SCHEDULE	OF SCHEDULE	RPI	RPI	RPI	RPI
DIV. I ONLY	16- 8	71	6-4	255	107	107	107	12	12
DIV. I NON-CONF.	10- 3	57	0	278	136	99	99	12	12
TOTALS	RPI 1-25	RPI 26-50	W-L RECORDS	RPI 51-100	RPI 101-150	RPI 150+			
16- 8	0- 0	0- 1	OVERALL	0- 3	2- 2	14- 2			
8- 2	0- 0	0- 0	HOME	0- 0	0- 1	8- 1			
8- 6	0- 0	0- 1	AWAY	0- 3	2- 1	6- 1			
0- 0	0- 0	0- 0	NEUTRAL	0- 0	0- 0	0- 0			
10- 3	0- 0	0- 1	NON-CONFERENCE	0- 1	1- 1	9- 0			
4- 1	0- 0	0- 0	HOME	0- 0	0- 1	4- 0			
6- 2	0- 0	0- 1	AWAY	0- 1	1- 0	5- 0			
0- 0	0- 0	0- 0	NEUTRAL	0- 0	0- 0	0- 0			
6- 5	0- 0	0- 0	CONFERENCE	0- 2	1- 1	5- 2			
4- 1	0- 0	0- 0	HOME	0- 0	0- 0	4- 1			
2- 4	0- 0	0- 0	AWAY	0- 2	1- 1	1- 1			
0- 0	0- 0	0- 0	NEUTRAL	0- 0	0- 0	0- 0			

RPI S	Opponent	Score	RPI S	Opponent	Score	RPI S	Opponent	Score	RPI S	Opponent	Score	Team's RPI: 107
46	A Oklahoma St.	41 84	57	A Dayton	41 54	105	H Kent St.	75 77				
			74	A Temple	72 85	120	A Richmond	64 67				
			98	A Saint Louis	50 53	121	A VCU	79 76				
						139	A Cornell	72 62				
						151	H Massachusetts	77 81				
						153	H Toledo	79 74				
						154	A George Washington	60 65				
						168	A Lafayette	73 65				
						194	H La Salle	82 56				
						200	A Akron	88 63				
						221	A Saint Joseph's	58 51				
						221	H Saint Joseph's	53 42				
						223	A Manhattan	76 65				
						229	H Kennesaw St.	75 72				
						230	H George Mason	84 63				
						246	A Iona	76 74				
						251	H Saint Francis (PA)	72 69				
						287	A Pittsburgh	81 62				
						291	H St. Bonaventure	58 39				
						345	H Central Conn. St.	72 33				
LAST 10 Division I												
120	A Richmond	64 67	230	H George Mason	84 63							
221	H Saint Joseph's	53 42	221	A Saint Joseph's	58 51							
121	A VCU	79 76	57	A Dayton	41 54							
291	H St. Bonaventure	58 39	194	H La Salle	82 56							
98	A Saint Louis	50 53	154	A George Washington	60 65							

Non-Div I Games:

Duquesne

■ Loss,
 ■ Non-Conf,
 ■ S Site,
 ■ H Home
 ■ A Away
 N Neutral

Average RPI Win: 241	WON-LOST	WINNING	LAST 10	STRENGTH OF	OPP. STRENGTH	TEAM	ADJ.	CONF.	ADJ CONF.
Average RPI Loss: 168	RECORD	PCT. RANK	GAMES	SCHEDULE	OF SCHEDULE	RPI	RPI	RPI	RPI
DIV. I ONLY	7- 17	285	3-7	193	272	279	279	26	26
DIV. I NON-CONF.	4- 10	259	0	79	250	216	216	21	21
TOTALS	RPI 1-25	RPI 26-50	W-L RECORDS	RPI 51-100	RPI 101-150	RPI 150+			
7- 17	0- 0	0- 1	OVERALL	1- 2	1- 5	5- 9			
3- 9	0- 0	0- 1	HOME	0- 0	1- 2	2- 6			
4- 8	0- 0	0- 0	AWAY	1- 2	0- 3	3- 3			
0- 0	0- 0	0- 0	NEUTRAL	0- 0	0- 0	0- 0			
4- 10	0- 0	0- 1	NON-CONFERENCE	1- 2	1- 3	2- 4			
2- 5	0- 0	0- 1	HOME	0- 0	1- 1	1- 3			
2- 5	0- 0	0- 0	AWAY	1- 2	0- 2	1- 1			
0- 0	0- 0	0- 0	NEUTRAL	0- 0	0- 0	0- 0			
3- 7	0- 0	0- 0	CONFERENCE	0- 0	0- 2	3- 5			
1- 4	0- 0	0- 0	HOME	0- 0	0- 1	1- 3			
2- 3	0- 0	0- 0	AWAY	0- 0	0- 1	2- 2			
0- 0	0- 0	0- 0	NEUTRAL	0- 0	0- 0	0- 0			

RPI 1-25	RPI 26-50	RPI 51-100	RPI 101+	Team's RPI: 279
RPI S Opponent Score	RPI S Opponent Score	RPI S Opponent Score	RPI S Opponent Score	Score
	47 H Tennessee 68 72	52 A Troy 61 79	110 H Wake Forest 67 60	
		89 A Georgia Tech 48 87	124 H Davidson 60 75	
		100 A Liberty 63 62	139 A Cornell 43 71	
			143 A N.C. A&T 69 80	
			147 A UNC Greensboro 47 63	
			147 H UNC Greensboro 45 65	
			173 A Samford 34 68	
			188 H Cleveland St. 54 62	
			191 A High Point 62 80	
			214 H Chattanooga 82 91	
			217 H Furman 62 81	
			220 H Radford 43 67	
			234 H UNC Asheville 54 72	
			238 A Appalachian St. 67 61	
			247 H South Alabama 65 60	
			264 A Wofford 62 86	
			264 H Wofford 47 76	
			316 A Mercer 72 66	
			338 A Western Caro. 62 57	
			338 H Western Caro. 76 49	
LAST 10 Division I				
264 A Wofford 62 86	316 A Mercer 72 66			
147 H UNC Greensboro 45 65	264 H Wofford 47 76			
338 H Western Caro. 76 49	217 H Furman 62 81			
214 H Chattanooga 82 91	338 A Western Caro. 62 57			
173 A Samford 34 68	147 A UNC Greensboro 47 63			

Non-Div I Games: Converse 73 35

ETSU

East Carolina

Through Games Of Feb. 13, 2020

Average RPI Win:	245	WON-LOST	WINNING	LAST 10	STRENGTH OF	OPP. STRENGTH	TEAM	ADJ.	CONF.	ADJ CONF.
Average RPI Loss:	126	RECORD	PCT. RANK	GAMES	SCHEDULE	OF SCHEDULE	RPI	RPI	RPI	RPI
DIV. I ONLY	5- 18	313	2-8	101	120	272	272	9	9	
DIV. I NON-CONF.	3- 10	282	0	78	187	247	247	9	9	
TOTALS	RPI 1-25	RPI 26-50	W-L RECORDS	RPI 51-100	RPI 101-150	RPI 150+				
5- 18	0- 2	0- 1	OVERALL	0- 5	1- 3	4- 7				
4- 7	0- 1	0- 0	HOME	0- 2	1- 1	3- 3				
1- 9	0- 0	0- 1	AWAY	0- 2	0- 2	1- 4				
0- 2	0- 1	0- 0	NEUTRAL	0- 1	0- 0	0- 0				
3- 10	0- 1	0- 0	NON-CONFERENCE	0- 5	0- 3	3- 1				
2- 4	0- 0	0- 0	HOME	0- 2	0- 1	2- 1				
1- 4	0- 0	0- 0	AWAY	0- 2	0- 2	1- 0				
0- 2	0- 1	0- 0	NEUTRAL	0- 1	0- 0	0- 0				
2- 8	0- 1	0- 1	CONFERENCE	0- 0	1- 0	1- 6				
2- 3	0- 1	0- 0	HOME	0- 0	1- 0	1- 2				
0- 5	0- 0	0- 1	AWAY	0- 0	0- 0	0- 4				
0- 0	0- 0	0- 0	NEUTRAL	0- 0	0- 0	0- 0				

RPI S	Opponent	Score	RPI S	Opponent	Score	RPI S	Opponent	Score	RPI S	Opponent	Score	Team's RPI: 272
8	H UConn	42 98	49	A UCF	55 91	57	N Dayton	68 94	110	A Wake Forest	53 76	
14	N Northwestern	45 64				65	H Middle Tenn.	66 68	121	A VCU	40 53	
						76	H Charlotte	47 59	128	H William & Mary	68 78	
						83	A Georgia	50 67	149	H Memphis	71 65	
						100	A Liberty	66 81	162	A Wichita St.	55 57	
									162	H Wichita St.	53 61	
									170	A Houston	63 72	
									170	H Houston	53 50	
									235	A SMU	45 53	
									235	H SMU	47 55	
									244	A Tulsa	56 58	
									255	H Howard	51 67	
									258	A Longwood	64 61	
									319	H UMES	57 42	
									331	H USC Upstate	69 48	
LAST 10 Division I												
235	A SMU	45 53	244	A Tulsa	56 58							
170	H Houston	53 50	170	A Houston	63 72							
162	A Wichita St.	55 57	162	H Wichita St.	53 61							
149	H Memphis	71 65	235	H SMU	47 55							
8	H UConn	42 98	49	A UCF	55 91							

Non-Div I Games:

East Carolina

Loss, Non-Conf, S Site, H Home A Away N Neutral

Average RPI Win: 263	WON-LOST	WINNING	LAST 10	STRENGTH OF	OPP. STRENGTH	TEAM	ADJ.	CONF.	ADJ CONF.
Average RPI Loss: 165	RECORD	PCT. RANK	GAMES	SCHEDULE	OF SCHEDULE	RPI	RPI	RPI	RPI
DIV. I ONLY	14- 9	105	7-3	341	219	228	228	20	20
DIV. I NON-CONF.	5- 5	164	0	348	176	303	303	24	24
TOTALS	RPI 1-25	RPI 26-50	W-L RECORDS	RPI 51-100	RPI 101-150	RPI 150+			
14- 9	0- 0	0- 0	OVERALL	1- 1	0- 3	13- 5			
6- 5	0- 0	0- 0	HOME	1- 0	0- 2	5- 3			
7- 4	0- 0	0- 0	AWAY	0- 1	0- 1	7- 2			
1- 0	0- 0	0- 0	NEUTRAL	0- 0	0- 0	1- 0			
5- 5	0- 0	0- 0	NON-CONFERENCE	0- 0	0- 2	5- 3			
1- 3	0- 0	0- 0	HOME	0- 0	0- 1	1- 2			
3- 2	0- 0	0- 0	AWAY	0- 0	0- 1	3- 1			
1- 0	0- 0	0- 0	NEUTRAL	0- 0	0- 0	1- 0			
9- 4	0- 0	0- 0	CONFERENCE	1- 1	0- 1	8- 2			
5- 2	0- 0	0- 0	HOME	1- 0	0- 1	4- 1			
4- 2	0- 0	0- 0	AWAY	0- 1	0- 0	4- 1			
0- 0	0- 0	0- 0	NEUTRAL	0- 0	0- 0	0- 0			

RPI 1-25			RPI 26-50			RPI 51-100				RPI 101+			Team's RPI: 228				
RPI	S	Opponent	Score	RPI	S	Opponent	Score	RPI	S	Opponent	Score	RPI	S	Opponent	Score		
								61	A	Belmont	45	69	113	H	Southeast Mo. St.	65	77
								70	H	UT Martin	74	70	132	H	Loyola Chicago	51	67
													141	A	Wisconsin	55	63
													167	A	Northern Ill.	48	61
													178	H	Valparaiso	66	78
													182	A	Austin Peay	76	47
													183	H	Tennessee Tech	62	75
													196	N	Western Ill.	60	52
													240	A	Murray St.	87	92
													257	A	Eastern Ky.	83	63
													257	H	Eastern Ky.	85	38
													260	A	Morehead St.	57	51
													260	H	Morehead St.	67	62
													273	H	Indiana St.	57	59
													274	A	Lipscomb	66	56
													278	H	Jacksonville St.	55	52
													305	H	Omaha	65	52
													323	A	Evansville	90	44
													339	H	SIUE	77	71
													340	A	Tennessee St.	73	52
													341	A	UIC	80	45
LAST 10 Division I																	
				339	H	SIUE	77	71		113	H	Southeast Mo. St.	65	77			
				260	H	Morehead St.	67	62		70	H	UT Martin	74	70			
				257	H	Eastern Ky.	85	38		183	H	Tennessee Tech	62	75			
				182	A	Austin Peay	76	47		278	H	Jacksonville St.	55	52			
				240	A	Murray St.	87	92		260	A	Morehead St.	57	51			

Non-Div I Games: Lindenwood (MO) 88 66

Eastern Ill.

Average RPI Win:	269	WON-LOST	WINNING	LAST 10	STRENGTH OF	OPP. STRENGTH	TEAM	ADJ.	CONF.	ADJ CONF.
Average RPI Loss:	164	RECORD	PCT. RANK	GAMES	SCHEDULE	OF SCHEDULE	RPI	RPI	RPI	RPI
DIV. I ONLY	9- 14	245	4-6	269	275	257	257	20	20	
DIV. I NON-CONF.	5- 5	164	0	246	169	188	188	24	24	
TOTALS	RPI 1-25	RPI 26-50	W-L RECORDS	RPI 51-100	RPI 101-150	RPI 150+				
9- 14	0- 0	0- 1	OVERALL	0- 3	1- 2	8- 8				
3- 7	0- 0	0- 0	HOME	0- 1	0- 1	3- 5				
6- 7	0- 0	0- 1	AWAY	0- 2	1- 1	5- 3				
0- 0	0- 0	0- 0	NEUTRAL	0- 0	0- 0	0- 0				
5- 5	0- 0	0- 1	NON-CONFERENCE	0- 1	1- 1	4- 2				
2- 2	0- 0	0- 0	HOME	0- 0	0- 0	2- 2				
3- 3	0- 0	0- 1	AWAY	0- 1	1- 1	2- 0				
0- 0	0- 0	0- 0	NEUTRAL	0- 0	0- 0	0- 0				
4- 9	0- 0	0- 0	CONFERENCE	0- 2	0- 1	4- 6				
1- 5	0- 0	0- 0	HOME	0- 1	0- 1	1- 3				
3- 4	0- 0	0- 0	AWAY	0- 1	0- 0	3- 3				
0- 0	0- 0	0- 0	NEUTRAL	0- 0	0- 0	0- 0				

RPI S	Opponent	Score	RPI S	Opponent	Score	RPI S	Opponent	Score	RPI S	Opponent	Score	Team's RPI: 257
50	A IUPUI	42 72	61	A Belmont	48 68	106	A Vanderbilt	69 75				
			70	H UT Martin	50 65	113	H Southeast Mo. St.	44 60				
			95	A Butler	41 73	149	A Memphis	63 60				
						177	H Miami (OH)	57 75				
						183	A Tennessee Tech	82 87				
						183	H Tennessee Tech	42 60				
						201	H Northern Ky.	69 62				
						214	H Chattanooga	71 65				
						228	A Eastern Ill.	38 85				
						228	H Eastern Ill.	63 83				
						245	H Youngstown St.	63 72				
						260	A Morehead St.	68 47				
						265	A Xavier	56 55				
						278	A Jacksonville St.	54 68				
						278	H Jacksonville St.	33 43				
						316	A Mercer	61 60				
						339	A SIUE	68 38				
						339	H SIUE	49 46				
						340	A Tennessee St.	61 55				
LAST 10 Division I												
260	A Morehead St.	68 47	183	A Tennessee Tech	82 87							
339	A SIUE	68 38	278	A Jacksonville St.	54 68							
228	A Eastern Ill.	38 85	340	A Tennessee St.	61 55							
113	H Southeast Mo. St.	44 60	61	A Belmont	48 68							
70	H UT Martin	50 65	339	H SIUE	49 46							

Non-Div I Games: Alice Lloyd 102 65

Eastern Ky.

■ Loss,
 ■ Non-Conf,
 ■ S Site,
 ■ Home
 ■ A Away
 N Neutral

Average RPI Win:	218	WON-LOST	WINNING	LAST 10	STRENGTH OF	OPP. STRENGTH	TEAM	ADJ.	CONF.	ADJ CONF.
Average RPI Loss:	113	RECORD	PCT. RANK	GAMES	SCHEDULE	OF SCHEDULE	RPI	RPI	RPI	RPI
DIV. I ONLY	11- 11	172	5-5	188	128	156	156	10	10	
DIV. I NON-CONF.	4- 6	212	0	267	224	250	250	10	10	
TOTALS	RPI 1-25	RPI 26-50	W-L RECORDS	RPI 51-100	RPI 101-150	RPI 150+				
11- 11	0- 1	0- 2	OVERALL	0- 3	2- 1	9- 4				
5- 4	0- 1	0- 2	HOME	0- 1	1- 0	4- 0				
6- 7	0- 0	0- 0	AWAY	0- 2	1- 1	5- 4				
0- 0	0- 0	0- 0	NEUTRAL	0- 0	0- 0	0- 0				
4- 6	0- 0	0- 1	NON-CONFERENCE	0- 2	1- 0	3- 3				
2- 2	0- 0	0- 1	HOME	0- 1	1- 0	1- 0				
2- 4	0- 0	0- 0	AWAY	0- 1	0- 0	2- 3				
0- 0	0- 0	0- 0	NEUTRAL	0- 0	0- 0	0- 0				
7- 5	0- 1	0- 1	CONFERENCE	0- 1	1- 1	6- 1				
3- 2	0- 1	0- 1	HOME	0- 0	0- 0	3- 0				
4- 3	0- 0	0- 0	AWAY	0- 1	1- 1	3- 1				
0- 0	0- 0	0- 0	NEUTRAL	0- 0	0- 0	0- 0				

RPI 1-25				RPI 26-50				RPI 51-100				RPI 101+ Team's RPI: 156			
RPI	S	Opponent	Score	RPI	S	Opponent	Score	RPI	S	Opponent	Score	RPI	S	Opponent	Score
17	H	Central Mich.	82 89	35	H	Michigan	38 57	64	A	Ball St.	54 59	105	A	Kent St.	74 69
				48	H	Ohio	65 75	86	H	Southern Ill.	54 85	113	H	Southeast Mo. St.	69 64
								90	A	Michigan St.	50 85	122	A	Buffalo	63 66
												153	A	Toledo	77 62
												162	A	Wichita St.	52 63
												165	A	Western Mich.	83 79
												167	H	Northern Ill.	62 55
												174	A	Binghamton	67 78
												177	H	Miami (OH)	80 53
												200	A	Akron	81 88
												245	A	Youngstown St.	77 79
												261	A	Bowling Green	70 58
												261	H	Bowling Green	78 61
												328	A	Detroit Mercy	84 70
												332	H	Purdue Fort Wayne	64 40
												341	A	UIC	68 59
LAST 10 Division I															
261	A	Bowling Green	70 58	167	H	Northern Ill.	62 55								
165	A	Western Mich.	83 79	17	H	Central Mich.	82 89								
48	H	Ohio	65 75	122	A	Buffalo	63 66								
200	A	Akron	81 88	177	H	Miami (OH)	80 53								
153	A	Toledo	77 62	64	A	Ball St.	54 59								

Non-Div I Games: Olivet 95 38

Eastern Mich.

Loss, Non-Conf, S Site, H Home A Away N Neutral

Average RPI Win:	321	WON-LOST	WINNING	LAST 10	STRENGTH OF	OPP. STRENGTH	TEAM	ADJ.	CONF.	ADJ CONF.
Average RPI Loss:	144	RECORD	PCT. RANK	GAMES	SCHEDULE	OF SCHEDULE	RPI	RPI	RPI	RPI
DIV. I ONLY	1- 20	346	0-10	66	202	308	308	18	18	
DIV. I NON-CONF.	0- 8	338	0	6	142	238	238	17	17	
TOTALS	RPI 1-25	RPI 26-50	W-L RECORDS	RPI 51-100	RPI 101-150	RPI 150+				
1- 20	0- 2	0- 1	OVERALL	0- 3	0- 4	1- 10				
1- 8	0- 0	0- 0	HOME	0- 1	0- 2	1- 5				
0- 11	0- 2	0- 0	AWAY	0- 2	0- 2	0- 5				
0- 1	0- 0	0- 1	NEUTRAL	0- 0	0- 0	0- 0				
0- 8	0- 2	0- 1	NON-CONFERENCE	0- 1	0- 2	0- 2				
0- 2	0- 0	0- 0	HOME	0- 0	0- 1	0- 1				
0- 5	0- 2	0- 0	AWAY	0- 1	0- 1	0- 1				
0- 1	0- 0	0- 1	NEUTRAL	0- 0	0- 0	0- 0				
1- 12	0- 0	0- 0	CONFERENCE	0- 2	0- 2	1- 8				
1- 6	0- 0	0- 0	HOME	0- 1	0- 1	1- 4				
0- 6	0- 0	0- 0	AWAY	0- 1	0- 1	0- 4				
0- 0	0- 0	0- 0	NEUTRAL	0- 0	0- 0	0- 0				

RPI 1-25				RPI 26-50				RPI 51-100				RPI 101+ Team's RPI: 308			
RPI	S	Opponent	Score	RPI	S	Opponent	Score	RPI	S	Opponent	Score	RPI	S	Opponent	Score
10	A	Stanford	27 92	41	N	Bradley	46 66	87	A	Montana St.	47 79	123	A	Idaho	60 69
12	A	Gonzaga	44 84					87	H	Montana St.	85 89	123	H	Idaho	46 75
								91	A	Utah	49 87	126	H	Boise St.	61 63
												146	A	San Jose St.	66 84
												169	H	Northern Ariz.	62 70
												171	A	Montana	54 92
												171	H	Montana	56 77
												187	H	Pepperdine	52 53
												189	A	Southern Utah	50 71
												193	H	Idaho St.	47 67
												202	A	Portland St.	58 75
												222	A	Northern Colo.	42 63
												233	A	UMKC	55 66
												296	H	Sacramento St.	67 74
												321	H	Weber St.	63 53
LAST 10 Division I															
123	H	Idaho	46 75	222	A	Northern Colo.	42 63								
87	A	Montana St.	47 79	189	A	Southern Utah	50 71								
171	H	Montana	56 77	87	H	Montana St.	85 89								
169	H	Northern Ariz.	62 70	123	A	Idaho	60 69								
296	H	Sacramento St.	67 74	171	A	Montana	54 92								

Non-Div I Games: Northwest Chrst. 81 62

Eastern Wash.

■ Loss,
 ■ Non-Conf, S Site,
 ■ Home
 ■ Away
 N Neutral

Average RPI Win:	252	WON-LOST	WINNING	LAST 10	STRENGTH OF	OPP. STRENGTH	TEAM	ADJ.	CONF.	ADJ CONF.
Average RPI Loss:	88	RECORD	PCT. RANK	GAMES	SCHEDULE	OF SCHEDULE	RPI	RPI	RPI	RPI
DIV. I ONLY	10- 11	195	5-5	91	183	137	137	14	14	
DIV. I NON-CONF.	4- 6	212	0	35	225	113	113	13	13	
TOTALS	RPI 1-25	RPI 26-50	W-L RECORDS	RPI 51-100	RPI 101-150	RPI 150+				
10- 11	0- 1	0- 2	OVERALL	0- 4	0- 3	10- 1				
4- 4	0- 0	0- 0	HOME	0- 1	0- 2	4- 1				
6- 5	0- 1	0- 1	AWAY	0- 2	0- 1	6- 0				
0- 2	0- 0	0- 1	NEUTRAL	0- 1	0- 0	0- 0				
4- 6	0- 1	0- 1	NON-CONFERENCE	0- 3	0- 1	4- 0				
2- 1	0- 0	0- 0	HOME	0- 0	0- 1	2- 0				
2- 3	0- 1	0- 0	AWAY	0- 2	0- 0	2- 0				
0- 2	0- 0	0- 1	NEUTRAL	0- 1	0- 0	0- 0				
6- 5	0- 0	0- 1	CONFERENCE	0- 1	0- 2	6- 1				
2- 3	0- 0	0- 0	HOME	0- 1	0- 1	2- 1				
4- 2	0- 0	0- 1	AWAY	0- 0	0- 1	4- 0				
0- 0	0- 0	0- 0	NEUTRAL	0- 0	0- 0	0- 0				

RPI S	Opponent	Score	RPI S	Opponent	Score	RPI S	Opponent	Score	RPI S	Opponent	Score	Team's RPI: 137
16 A	NC State	49 62	43 A	James Madison	48 61	55 H	Drexel	53 55	110 H	Wake Forest	57 69	
			50 N	IUPUI	53 59	67 A	Marist	55 63	128 H	William & Mary	77 84	
						80 N	Coastal Caro.	65 76	144 A	Northeastern	65 68	
						94 A	North Carolina	46 76	179 A	UNLV	50 44	
									180 A	Towson	74 61	
									184 H	Delaware	56 65	
									217 A	Furman	87 76	
									238 H	Appalachian St.	67 66	
									259 A	Col. of Charleston	85 57	
									259 H	Col. of Charleston	90 48	
									268 A	UNCW	60 57	
									268 H	UNCW	77 53	
									316 A	Hofstra	69 56	
									338 H	Western Caro.	68 24	
LAST 10 Division I												
259 A	Col. of Charleston	85 57	316 A	Hofstra	69 56							
268 A	UNCW	60 57	144 A	Northeastern	65 68							
128 H	William & Mary	77 84	268 H	UNCW	77 53							
184 H	Delaware	56 65	259 H	Col. of Charleston	90 48							
55 H	Drexel	53 55	43 A	James Madison	48 61							

Non-Div I Games: Newberry 73 53

Elon

Evansville

Through Games Of Feb. 13, 2020

Average RPI Win:	300	WON-LOST	WINNING	LAST 10	STRENGTH OF	OPP. STRENGTH	TEAM	ADJ.	CONF.	ADJ CONF.
Average RPI Loss:	151	RECORD	PCT. RANK	GAMES	SCHEDULE	OF SCHEDULE	RPI	RPI	RPI	RPI
DIV. I ONLY	2- 20	342	0-10	163	187	323	323	7	7	
DIV. I NON-CONF.	2- 8	295	0	337	343	346	346	7	7	
TOTALS	RPI 1-25	RPI 26-50	W-L RECORDS	RPI 51-100	RPI 101-150	RPI 150+				
2- 20	0- 1	0- 3	OVERALL	0- 3	0- 3	2- 10				
2- 7	0- 1	0- 1	HOME	0- 1	0- 1	2- 3				
0- 13	0- 0	0- 2	AWAY	0- 2	0- 2	0- 7				
0- 0	0- 0	0- 0	NEUTRAL	0- 0	0- 0	0- 0				
2- 8	0- 0	0- 0	NON-CONFERENCE	0- 0	0- 1	2- 7				
2- 2	0- 0	0- 0	HOME	0- 0	0- 0	2- 2				
0- 6	0- 0	0- 0	AWAY	0- 0	0- 1	0- 5				
0- 0	0- 0	0- 0	NEUTRAL	0- 0	0- 0	0- 0				
0- 12	0- 1	0- 3	CONFERENCE	0- 3	0- 2	0- 3				
0- 5	0- 1	0- 1	HOME	0- 1	0- 1	0- 1				
0- 7	0- 0	0- 2	AWAY	0- 2	0- 1	0- 2				
0- 0	0- 0	0- 0	NEUTRAL	0- 0	0- 0	0- 0				

RPI 1-25				RPI 26-50				RPI 51-100				RPI 101+ Team's RPI: 323			
RPI	S	Opponent	Score	RPI	S	Opponent	Score	RPI	S	Opponent	Score	RPI	S	Opponent	Score
4	H	Missouri St.	55 81	34	A	Drake	44 108	59	A	UNI	60 76	113	A	Southeast Mo. St.	60 83
				34	H	Drake	51 66	77	A	Illinois St.	58 81	132	A	Loyola Chicago	47 77
				41	A	Bradley	51 82	86	H	Southern Ill.	57 70	132	H	Loyola Chicago	61 71
												175	A	Illinois	44 59
												177	A	Miami (OH)	64 72
												178	A	Valparaiso	54 72
												178	H	Valparaiso	66 88
												182	A	Austin Peay	64 80
												228	H	Eastern Ill.	44 90
												240	H	Murray St.	59 61
												250	H	Marshall	66 62
												273	A	Indiana St.	58 68
												332	A	Purdue Fort Wayne	64 67
												339	A	SIUE	74 85
												350	H	Chicago St.	76 42
LAST 10 Division I															
				34	H	Drake	51 66	86	H	Southern Ill.	57 70				
				132	A	Loyola Chicago	47 77	34	A	Drake	44 108				
				178	A	Valparaiso	54 72	59	A	UNI	60 76				
				273	A	Indiana St.	58 68	178	H	Valparaiso	66 88				
				4	H	Missouri St.	55 81	132	H	Loyola Chicago	61 71				

Non-Div I Games: Brescia 77 61

Evansville

Loss, Non-Conf, S Site, H Home A Away N Neutral

Average RPI Win:	166	WON-LOST	WINNING	LAST 10	STRENGTH OF	OPP. STRENGTH	TEAM	ADJ.	CONF.	ADJ CONF.
Average RPI Loss:	22	RECORD	PCT. RANK	GAMES	SCHEDULE	OF SCHEDULE	RPI	RPI	RPI	RPI
DIV. I ONLY	21- 2	9	10-0	127	95	26	26	16	16	
DIV. I NON-CONF.	10- 2	29	0	84	23	22	22	14	14	
TOTALS	RPI 1-25	RPI 26-50	W-L RECORDS	RPI 51-100	RPI 101-150	RPI 150+				
21- 2	0- 2	2- 0	OVERALL	5- 0	3- 0	11- 0				
9- 1	0- 1	2- 0	HOME	1- 0	1- 0	5- 0				
8- 1	0- 1	0- 0	AWAY	2- 0	1- 0	5- 0				
4- 0	0- 0	0- 0	NEUTRAL	2- 0	1- 0	1- 0				
10- 2	0- 2	2- 0	NON-CONFERENCE	3- 0	1- 0	4- 0				
3- 1	0- 1	2- 0	HOME	0- 0	0- 0	1- 0				
3- 1	0- 1	0- 0	AWAY	1- 0	0- 0	2- 0				
4- 0	0- 0	0- 0	NEUTRAL	2- 0	1- 0	1- 0				
11- 0	0- 0	0- 0	CONFERENCE	2- 0	2- 0	7- 0				
6- 0	0- 0	0- 0	HOME	1- 0	1- 0	4- 0				
5- 0	0- 0	0- 0	AWAY	1- 0	1- 0	3- 0				
0- 0	0- 0	0- 0	NEUTRAL	0- 0	0- 0	0- 0				

RPI 1-25				RPI 26-50				Team's RPI: 26				RPI 51-100				RPI 101+			
RPI	S	Opponent	Score	RPI	S	Opponent	Score	RPI	S	Opponent	Score	RPI	S	Opponent	Score	RPI	S	Opponent	Score
20	A	Princeton	53 67	36	H	Duke	78 56	58	N	South Fla.	81 77	112	N	Notre Dame	69 60				
23	H	LSU	63 74	49	H	UCF	72 50	74	A	Temple	93 67	115	A	North Florida	72 50				
								84	N	South Dakota St.	71 70	115	H	North Florida	76 65				
								100	A	Liberty	74 65	152	A	North Ala.	74 63				
								100	H	Liberty	64 57	170	A	Houston	57 45				
												186	A	Jacksonville	81 68				
												210	A	Stetson	89 47				
												210	H	Stetson	67 54				
												229	H	Kennesaw St.	80 63				
												251	N	Saint Francis (PA)	97 64				
												274	H	Lipscomb	82 56				
												295	A	FIU	100 54				
												329	H	NJIT	82 39				
												345	H	Central Conn. St.	94 60				
LAST 10 Division I																			
210	H	Stetson	67 54	229	H	Kennesaw St.	80 63												
115	H	North Florida	76 65	152	A	North Ala.	74 63												
186	A	Jacksonville	81 68	115	A	North Florida	72 50												
100	A	Liberty	74 65	210	A	Stetson	89 47												
329	H	NJIT	82 39	100	H	Liberty	64 57												

Non-Div I Games: Webber Int'l 99 48 Fla. Memorial 91 47 Johnson & Wales (FL89 56

FGCU

Loss, Non-Conf, S Site, H Home A Away N Neutral

Average RPI Win:	298	WON-LOST	WINNING	LAST 10	STRENGTH OF	OPP. STRENGTH	TEAM	ADJ.	CONF.	ADJ CONF.
Average RPI Loss:	148	RECORD	PCT. RANK	GAMES	SCHEDULE	OF SCHEDULE	RPI	RPI	RPI	RPI
DIV. I ONLY	5- 18	313	2-8	145	229	295	295	13	13	
DIV. I NON-CONF.	3- 8	268	0	237	340	309	309	15	15	
TOTALS	RPI 1-25	RPI 26-50	W-L RECORDS	RPI 51-100	RPI 101-150	RPI 150+				
5- 18	0- 0	0- 3	OVERALL	0- 3	0- 3	5- 9				
2- 12	0- 0	0- 2	HOME	0- 2	0- 2	2- 6				
3- 6	0- 0	0- 1	AWAY	0- 1	0- 1	3- 3				
0- 0	0- 0	0- 0	NEUTRAL	0- 0	0- 0	0- 0				
3- 8	0- 0	0- 1	NON-CONFERENCE	0- 0	0- 2	3- 5				
1- 7	0- 0	0- 1	HOME	0- 0	0- 2	1- 4				
2- 1	0- 0	0- 0	AWAY	0- 0	0- 0	2- 1				
0- 0	0- 0	0- 0	NEUTRAL	0- 0	0- 0	0- 0				
2- 10	0- 0	0- 2	CONFERENCE	0- 3	0- 1	2- 4				
1- 5	0- 0	0- 1	HOME	0- 2	0- 0	1- 2				
1- 5	0- 0	0- 1	AWAY	0- 1	0- 1	1- 2				
0- 0	0- 0	0- 0	NEUTRAL	0- 0	0- 0	0- 0				

RPI S	Opponent	Score	RPI S	Opponent	Score	RPI S	Opponent	Score	RPI S	Opponent	Score	Team's RPI: 295
26	H FGCU	54 100	28	H Old Dominion	39 66	65	A Middle Tenn.	56 72	115	H North Florida	49 64	
30	A Western Ky.	51 71	76	H Charlotte	50 64	79	H Rice	47 68	117	H Bethune-Cookman	60 65	
									118	A UAB	58 71	
									182	H Austin Peay	56 58	
									186	A Jacksonville	52 77	
									192	H Fla. Atlantic	61 64	
									201	H Northern Ky.	45 67	
									211	H Brown	57 72	
									213	A UTEP	34 64	
									232	H Louisiana Tech	44 68	
									250	A Marshall	68 65	
									262	H North Texas	58 56	
									283	H Oakland	49 58	
									304	A UTSA	45 60	
									309	A Georgia St.	70 63	
									324	A N.C. Central	59 58	
									347	H Grambling	56 55	
LAST 10 Division I												
232	H Louisiana Tech	44 68	28	H Old Dominion	39 66							
192	H Fla. Atlantic	61 64	65	A Middle Tenn.	56 72							
30	A Western Ky.	51 71	118	A UAB	58 71							
250	A Marshall	68 65	79	H Rice	47 68							
76	H Charlotte	50 64	262	H North Texas	58 56							

Non-Div I Games:

FIU

■ Loss,
 ■ Non-Conf,
 ■ S Site,
 ■ H Home
 ■ A Away
 N Neutral

Fairfield

Through Games Of Feb. 13, 2020

Average RPI Win:	271	WON-LOST	WINNING	LAST 10	STRENGTH OF	OPP. STRENGTH	TEAM	ADJ.	CONF.	ADJ CONF.
Average RPI Loss:	154	RECORD	PCT. RANK	GAMES	SCHEDULE	OF SCHEDULE	RPI	RPI	RPI	RPI
DIV. I ONLY	12- 9	130	7-3	339	186	216	216	24	24	
DIV. I NON-CONF.	3- 6	235	0	327	65	308	308	25	25	
TOTALS	RPI 1-25	RPI 26-50	W-L RECORDS	RPI 51-100	RPI 101-150	RPI 150+				
12- 9	0- 0	0- 0	OVERALL	1- 3	0- 1	11- 5				
7- 2	0- 0	0- 0	HOME	1- 0	0- 0	6- 2				
5- 7	0- 0	0- 0	AWAY	0- 3	0- 1	5- 3				
0- 0	0- 0	0- 0	NEUTRAL	0- 0	0- 0	0- 0				
3- 6	0- 0	0- 0	NON-CONFERENCE	0- 3	0- 0	3- 3				
2- 2	0- 0	0- 0	HOME	0- 0	0- 0	2- 2				
1- 4	0- 0	0- 0	AWAY	0- 3	0- 0	1- 1				
0- 0	0- 0	0- 0	NEUTRAL	0- 0	0- 0	0- 0				
9- 3	0- 0	0- 0	CONFERENCE	1- 0	0- 1	8- 2				
5- 0	0- 0	0- 0	HOME	1- 0	0- 0	4- 0				
4- 3	0- 0	0- 0	AWAY	0- 0	0- 1	4- 2				
0- 0	0- 0	0- 0	NEUTRAL	0- 0	0- 0	0- 0				

RPI 1-25				RPI 26-50				RPI 51-100				RPI 101+				Team's RPI: 216	
RPI	S	Opponent	Score	RPI	S	Opponent	Score	RPI	S	Opponent	Score	RPI	S	Opponent	Score		
								60	A	St. John's (NY)	69	71	102	A	Rider	52	60
								67	H	Marist	52	48	172	A	Rhode Island	41	74
								69	A	Seton Hall	44	74	181	A	Quinnipiac	62	76
								74	A	Temple	59	77	185	H	Dartmouth	51	52
													211	H	Brown	44	58
													223	H	Manhattan	87	47
													246	A	Iona	52	40
													266	A	Niagara	77	65
													275	A	Siena	65	35
													280	A	Monmouth	40	39
													280	H	Monmouth	49	38
													297	H	Navy	66	52
													316	H	Hofstra	73	64
													330	H	Saint Peter's	67	48
													334	A	Canisius	63	70
													334	H	Canisius	72	70
													336	A	LIU Brooklyn	53	51
LAST 10 Division I																	
				280	A	Monmouth	40	39		181	A	Quinnipiac	62	76			
				334	A	Canisius	63	70		223	H	Manhattan	87	47			
				266	A	Niagara	77	65		246	A	Iona	52	40			
				67	H	Marist	52	48		334	H	Canisius	72	70			
				102	A	Rider	52	60		330	H	Saint Peter's	67	48			

Non-Div I Games:

Fairfield

■ Loss,
■ Non-Conf,
■ S Site,
■ H Home
■ A Away
N Neutral

Average RPI Win: 304		WON-LOST	WINNING	LAST 10	STRENGTH OF	OPP. STRENGTH	TEAM	ADJ.	CONF.	ADJ CONF.
Average RPI Loss: 245		RECORD	PCT. RANK	GAMES	SCHEDULE	OF SCHEDULE	RPI	RPI	RPI	RPI
DIV. I ONLY		8- 14	252	4-6	349	340	326	326	30	30
DIV. I NON-CONF.		3- 8	268	0	340	336	331	331	30	30
TOTALS	RPI 1-25		RPI 26-50		W-L RECORDS	RPI 51-100	RPI 101-150		RPI 150+	
8- 14	0- 0		0- 0		OVERALL	0- 0	0- 0		8- 14	
4- 7	0- 0		0- 0		HOME	0- 0	0- 0		4- 7	
4- 7	0- 0		0- 0		AWAY	0- 0	0- 0		4- 7	
0- 0	0- 0		0- 0		NEUTRAL	0- 0	0- 0		0- 0	
3- 8	0- 0		0- 0		NON-CONFERENCE	0- 0	0- 0		3- 8	
1- 4	0- 0		0- 0		HOME	0- 0	0- 0		1- 4	
2- 4	0- 0		0- 0		AWAY	0- 0	0- 0		2- 4	
0- 0	0- 0		0- 0		NEUTRAL	0- 0	0- 0		0- 0	
5- 6	0- 0		0- 0		CONFERENCE	0- 0	0- 0		5- 6	
3- 3	0- 0		0- 0		HOME	0- 0	0- 0		3- 3	
2- 3	0- 0		0- 0		AWAY	0- 0	0- 0		2- 3	
0- 0	0- 0		0- 0		NEUTRAL	0- 0	0- 0		0- 0	

[illegible]

Non-Div I Games:

Fairleigh Dickinson

■ Loss, ■ Non-Conf, S Site, H Home A Away N Neutral

Fla. Atlantic

Through Games Of Feb. 13, 2020

Average RPI Win:	233	WON-LOST	WINNING	LAST 10	STRENGTH OF	OPP. STRENGTH	TEAM	ADJ.	CONF.	ADJ CONF.
Average RPI Loss:	120	RECORD	PCT. RANK	GAMES	SCHEDULE	OF SCHEDULE	RPI	RPI	RPI	RPI
DIV. I ONLY	10- 13	221	3-7	140	137	192	192	13	13	
DIV. I NON-CONF.	6- 5	151	0	206	176	189	189	15	15	
TOTALS	RPI 1-25	RPI 26-50	W-L RECORDS	RPI 51-100	RPI 101-150	RPI 150+				
10- 13	0- 1	0- 2	OVERALL	1- 2	0- 4	9- 4				
6- 6	0- 0	0- 1	HOME	1- 1	0- 2	5- 2				
4- 7	0- 1	0- 1	AWAY	0- 1	0- 2	4- 2				
0- 0	0- 0	0- 0	NEUTRAL	0- 0	0- 0	0- 0				
6- 5	0- 1	0- 0	NON-CONFERENCE	0- 0	0- 3	6- 1				
4- 3	0- 0	0- 0	HOME	0- 0	0- 2	4- 1				
2- 2	0- 1	0- 0	AWAY	0- 0	0- 1	2- 0				
0- 0	0- 0	0- 0	NEUTRAL	0- 0	0- 0	0- 0				
4- 8	0- 0	0- 2	CONFERENCE	1- 2	0- 1	3- 3				
2- 3	0- 0	0- 1	HOME	1- 1	0- 0	1- 1				
2- 5	0- 0	0- 1	AWAY	0- 1	0- 1	2- 2				
0- 0	0- 0	0- 0	NEUTRAL	0- 0	0- 0	0- 0				

RPI S	Opponent	Score	RPI S	Opponent	Score	RPI S	Opponent	Score	RPI S	Opponent	Score	Team's RPI: 192
9	A Iowa	53 85	28	H Old Dominion	63 75	65	A Middle Tenn.	66 81	101	H Harvard	51 65	
			30	A Western Ky.	59 68	76	H Charlotte	65 44	118	A UAB	73 92	
						79	H Rice	69 78	120	A Richmond	55 57	
									125	H Kansas	60 90	
									159	A Hampton	64 63	
									165	A Western Mich.	80 79	
									198	H Little Rock	79 72	
									204	H Southern Miss.	67 71	
									213	A UTEP	65 96	
									217	H Furman	63 69	
									250	A Marshall	75 85	
									252	H Loyola Maryland	72 61	
									262	H North Texas	84 78	
									275	H Siena	83 39	
									295	A FIU	64 61	
									304	A UTSA	80 53	
									345	H Central Conn. St.	72 54	
LAST 10 Division I												
204	H Southern Miss.	67 71	76	H Charlotte	65 44							
295	A FIU	64 61	118	A UAB	73 92							
250	A Marshall	75 85	65	A Middle Tenn.	66 81							
30	A Western Ky.	59 68	262	H North Texas	84 78							
28	H Old Dominion	63 75	79	H Rice	69 78							

Non-Div I Games:

Fla. Atlantic

Loss, Non-Conf, S Site, H Home A Away N Neutral

Average RPI Win:	228	WON-LOST	WINNING	LAST 10	STRENGTH OF	OPP. STRENGTH	TEAM	ADJ.	CONF.	ADJ CONF.
Average RPI Loss:	47	RECORD	PCT. RANK	GAMES	SCHEDULE	OF SCHEDULE	RPI	RPI	RPI	RPI
DIV. I ONLY	13- 11	152	4-6	117	67	140	140	4	4	
DIV. I NON-CONF.	9- 4	84	0	325	163	207	207	5	5	
TOTALS	RPI 1-25	RPI 26-50	W-L RECORDS	RPI 51-100	RPI 101-150	RPI 150+				
13- 11	0- 5	1- 3	OVERALL	0- 1	3- 2	9- 0				
8- 6	0- 3	0- 2	HOME	0- 1	2- 0	6- 0				
4- 4	0- 2	1- 1	AWAY	0- 0	1- 1	2- 0				
1- 1	0- 0	0- 0	NEUTRAL	0- 0	0- 1	1- 0				
9- 4	0- 2	0- 0	NON-CONFERENCE	0- 0	1- 2	8- 0				
6- 2	0- 2	0- 0	HOME	0- 0	1- 0	5- 0				
2- 1	0- 0	0- 0	AWAY	0- 0	0- 1	2- 0				
1- 1	0- 0	0- 0	NEUTRAL	0- 0	0- 1	1- 0				
4- 7	0- 3	1- 3	CONFERENCE	0- 1	2- 0	1- 0				
2- 4	0- 1	0- 2	HOME	0- 1	1- 0	1- 0				
2- 3	0- 2	1- 1	AWAY	0- 0	1- 0	0- 0				
0- 0	0- 0	0- 0	NEUTRAL	0- 0	0- 0	0- 0				

RPI 1-25				RPI 26-50				RPI 51-100				RPI 101+ Team's RPI: 140			
RPI	S	Opponent	Score	RPI	S	Opponent	Score	RPI	S	Opponent	Score	RPI	S	Opponent	Score
11	A	Mississippi St.	47 93	27	A	Kentucky	70 62	83	H	Georgia	43 49	106	H	Vanderbilt	68 60
15	H	Indiana	49 73	27	H	Kentucky	45 65					110	N	Wake Forest	68 73
18	A	Texas A&M	42 69	38	A	Arkansas	57 79					119	A	Auburn	83 63
23	H	LSU	68 77	47	H	Tennessee	50 78					124	H	Davidson	55 50
24	H	Florida St.	55 66									125	A	Kansas	66 76
												173	H	Samford	84 48
												258	H	Longwood	71 54
												265	N	Xavier	67 64
												282	H	Ole Miss	74 72
												293	A	Prairie View	51 44
												307	H	Presbyterian	60 46
												316	H	Mercer	71 50
												344	H	Florida A&M	84 40
												347	A	Grambling	72 65
LAST 10 Division I															
282	H	Ole Miss	74 72	18	A	Texas A&M	42 69								
83	H	Georgia	43 49	47	H	Tennessee	50 78								
27	A	Kentucky	70 62	27	H	Kentucky	45 65								
23	H	LSU	68 77	119	A	Auburn	83 63								
38	A	Arkansas	57 79	106	H	Vanderbilt	68 60								

Non-Div I Games:

Florida

■ Loss,
■ Non-Conf, S Site,
■ Home
■ Away
N Neutral

Average RPI Win:	344	WON-LOST	WINNING	LAST 10	STRENGTH OF	OPP. STRENGTH	TEAM	ADJ.	CONF.	ADJ CONF.
Average RPI Loss:	224	RECORD	PCT. RANK	GAMES	SCHEDULE	OF SCHEDULE	RPI	RPI	RPI	RPI
DIV. I ONLY	2- 18	340	2-8	291	351	344	344	29	29	
DIV. I NON-CONF.	0- 9	338	0	280	349	349	349	29	29	
TOTALS	RPI 1-25	RPI 26-50	W-L RECORDS	RPI 51-100	RPI 101-150	RPI 150+				
2- 18	0- 1	0- 0	OVERALL	0- 0	0- 5	2- 12				
1- 7	0- 0	0- 0	HOME	0- 0	0- 2	1- 5				
1- 11	0- 1	0- 0	AWAY	0- 0	0- 3	1- 7				
0- 0	0- 0	0- 0	NEUTRAL	0- 0	0- 0	0- 0				
0- 9	0- 1	0- 0	NON-CONFERENCE	0- 0	0- 2	0- 6				
0- 2	0- 0	0- 0	HOME	0- 0	0- 0	0- 2				
0- 7	0- 1	0- 0	AWAY	0- 0	0- 2	0- 4				
0- 0	0- 0	0- 0	NEUTRAL	0- 0	0- 0	0- 0				
2- 9	0- 0	0- 0	CONFERENCE	0- 0	0- 3	2- 6				
1- 5	0- 0	0- 0	HOME	0- 0	0- 2	1- 3				
1- 4	0- 0	0- 0	AWAY	0- 0	0- 1	1- 3				
0- 0	0- 0	0- 0	NEUTRAL	0- 0	0- 0	0- 0				

RPI 1-25				RPI 26-50				RPI 51-100				RPI 101+ Team's RPI: 344			
RPI	S	Opponent	Score	RPI	S	Opponent	Score	RPI	S	Opponent	Score	RPI	S	Opponent	Score
23	A	LSU	45 73									117	H	Bethune-Cookman	57 78
												140	A	Florida	40 84
												143	A	N.C. A&T	44 71
												143	H	N.C. A&T	49 66
												150	A	Texas Tech	60 98
												166	A	Norfolk St.	51 59
												186	H	Jacksonville	54 88
												254	H	Morgan St.	47 59
												255	A	Howard	58 72
												255	H	Howard	56 82
												270	H	Alabama A&M	53 77
												278	A	Jacksonville St.	67 72
												324	A	N.C. Central	57 66
												324	H	N.C. Central	70 71
												327	A	Alcorn	42 58
												331	A	USC Upstate	61 74
												342	H	Coppin St.	58 48
												346	A	South Carolina St.	44 39
												351	A	Mississippi Val.	70 71
LAST 10 Division I															
143	H	N.C. A&T	49 66	324	H	N.C. Central	70 71								
255	H	Howard	56 82	346	A	South Carolina St.	44 39								
117	H	Bethune-Cookman	57 78	342	H	Coppin St.	58 48								
166	A	Norfolk St.	51 59	254	H	Morgan St.	47 59								
255	A	Howard	58 72	143	A	N.C. A&T	44 71								

Non-Div I Games: Johnson (FL) 102 40 Trinity Baptist 103 54

Florida A&M

■ Loss,
 ■ Non-Conf,
 ■ S Site,
 ■ Home
 ■ A Away
 N Neutral

Average RPI Win:	124	WON-LOST	WINNING	LAST 10	STRENGTH OF	OPP. STRENGTH	TEAM	ADJ.	CONF.	ADJ CONF.
Average RPI Loss:	63	RECORD	PCT. RANK	GAMES	SCHEDULE	OF SCHEDULE	RPI	RPI	RPI	RPI
DIV. I ONLY	20- 4	21	7-3	73	21	24	24	5	5	
DIV. I NON-CONF.	11- 0	1	0	130	38	11	11	3	3	
TOTALS	RPI 1-25	RPI 26-50	W-L RECORDS	RPI 51-100	RPI 101-150	RPI 150+				
20- 4	3- 1	2- 0	OVERALL	6- 3	3- 0	6- 0				
10- 2	0- 0	1- 0	HOME	5- 2	1- 0	3- 0				
8- 2	2- 1	0- 0	AWAY	1- 1	2- 0	3- 0				
2- 0	1- 0	1- 0	NEUTRAL	0- 0	0- 0	0- 0				
11- 0	2- 0	1- 0	NON-CONFERENCE	2- 0	2- 0	4- 0				
6- 0	0- 0	0- 0	HOME	2- 0	1- 0	3- 0				
3- 0	1- 0	0- 0	AWAY	0- 0	1- 0	1- 0				
2- 0	1- 0	1- 0	NEUTRAL	0- 0	0- 0	0- 0				
9- 4	1- 1	1- 0	CONFERENCE	4- 3	1- 0	2- 0				
4- 2	0- 0	1- 0	HOME	3- 2	0- 0	0- 0				
5- 2	1- 1	0- 0	AWAY	1- 1	1- 0	2- 0				
0- 0	0- 0	0- 0	NEUTRAL	0- 0	0- 0	0- 0				

RPI S	Opponent	Score	RPI S	Opponent	Score	RPI S	Opponent	Score	RPI S	Opponent	Score
5	A Louisville	67 59	31	H Virginia Tech	86 62	51	H Virginia	63 55	110	A Wake Forest	70 65
16	A NC State	51 68	35	N Michigan	79 69	60	H St. John's (NY)	74 70	115	H North Florida	70 41
18	N Texas A&M	80 58				72	A Syracuse	89 90	140	A Florida	66 55
23	A LSU	70 62				73	H Boston College	56 65	173	H Samford	88 59
						88	A Miami (FL)	73 62	186	H Jacksonville	75 41
						88	H Miami (FL)	79 61	207	A Clemson	81 64
						89	H Georgia Tech	52 67	287	A Pittsburgh	66 41
						90	H Michigan St.	78 68	341	A UIC	86 42
						94	H North Carolina	78 64	343	H Charleston So.	88 36
LAST 10 Division I											
51	H Virginia	63 55	110	A Wake Forest	70 65						
5	A Louisville	67 59	16	A NC State	51 68						
287	A Pittsburgh	66 41	94	H North Carolina	78 64						
73	H Boston College	56 65	89	H Georgia Tech	52 67						
88	H Miami (FL)	79 61	88	A Miami (FL)	73 62						

Non-Div I Games:

Florida St.

■ Loss,
 ■ Non-Conf,
 ■ S Site,
 ■ H Home
 ■ A Away
 N Neutral

Average RPI Win:	175	WON-LOST	WINNING	LAST 10	STRENGTH OF	OPP. STRENGTH	TEAM	ADJ.	CONF.	ADJ CONF.
Average RPI Loss:	115	RECORD	PCT. RANK	GAMES	SCHEDULE	OF SCHEDULE	RPI	RPI	RPI	RPI
DIV. I ONLY	16- 8	71	7-3	154	103	99	99	12	12	
DIV. I NON-CONF.	8- 5	117	0	191	88	131	131	12	12	
TOTALS	RPI 1-25	RPI 26-50	W-L RECORDS	RPI 51-100	RPI 101-150	RPI 150+				
16- 8	0- 0	0- 1	OVERALL	2- 2	3- 3	11- 2				
11- 2	0- 0	0- 0	HOME	1- 1	2- 1	8- 0				
4- 5	0- 0	0- 0	AWAY	1- 1	0- 2	3- 2				
1- 1	0- 0	0- 1	NEUTRAL	0- 0	1- 0	0- 0				
8- 5	0- 0	0- 1	NON-CONFERENCE	1- 1	2- 1	5- 2				
5- 2	0- 0	0- 0	HOME	0- 1	1- 1	4- 0				
2- 2	0- 0	0- 0	AWAY	1- 0	0- 0	1- 2				
1- 1	0- 0	0- 1	NEUTRAL	0- 0	1- 0	0- 0				
8- 3	0- 0	0- 0	CONFERENCE	1- 1	1- 2	6- 0				
6- 0	0- 0	0- 0	HOME	1- 0	1- 0	4- 0				
2- 3	0- 0	0- 0	AWAY	0- 1	0- 2	2- 0				
0- 0	0- 0	0- 0	NEUTRAL	0- 0	0- 0	0- 0				

RPI S	Opponent	Score	RPI S	Opponent	Score	RPI S	Opponent	Score	RPI S	Opponent	Score
			38 N	Arkansas	59 71	57 A	Dayton	44 48	112 H	Notre Dame	55 60
						76 A	Charlotte	76 51	121 A	VCU	52 62
						97 H	Villanova	66 73	124 A	Davidson	62 74
						98 H	Saint Louis	66 54	124 H	Davidson	47 46
									129 N	Lehigh	59 57
									144 H	Northeastern	74 58
									151 A	Massachusetts	69 64
									154 H	George Washington	53 47
									164 A	Columbia	51 70
									170 H	Houston	63 54
									172 H	Rhode Island	60 50
									173 H	Samford	68 37
									194 H	La Salle	62 45
									209 A	Penn St.	59 72
									223 A	Manhattan	51 45
									230 A	George Mason	66 54
									237 H	Southern U.	65 52
									239 H	Georgetown	67 54
									291 H	St. Bonaventure	79 53
LAST 10 Division I											
			124 H	Davidson	47 46	57 A	Dayton	44 48			
			151 A	Massachusetts	69 64	98 H	Saint Louis	66 54			
			172 H	Rhode Island	60 50	230 A	George Mason	66 54			
			194 H	La Salle	62 45	154 H	George Washington	53 47			
			121 A	VCU	52 62	124 A	Davidson	62 74			

Non-Div I Games:

Fordham

■ Loss,
 ■ Non-Conf,
 ■ S Site,
 ■ H Home
 ■ A Away
 N Neutral

Average RPI Win:	213	WON-LOST	WINNING	LAST 10	STRENGTH OF	OPP. STRENGTH	TEAM	ADJ.	CONF.	ADJ CONF.
Average RPI Loss:	115	RECORD	PCT. RANK	GAMES	SCHEDULE	OF SCHEDULE	RPI	RPI	RPI	RPI
DIV. I ONLY	19- 4	22	10-0	172	193	53	53	17	17	
DIV. I NON-CONF.	5- 4	140	0	185	168	135	135	22	22	
TOTALS	RPI 1-25	RPI 26-50	W-L RECORDS	RPI 51-100	RPI 101-150	RPI 150+				
19- 4	0- 0	0- 1	OVERALL	0- 1	3- 1	16- 1				
10- 1	0- 0	0- 0	HOME	0- 1	1- 0	9- 0				
8- 2	0- 0	0- 0	AWAY	0- 0	2- 1	6- 1				
1- 1	0- 0	0- 1	NEUTRAL	0- 0	0- 0	1- 0				
5- 4	0- 0	0- 1	NON-CONFERENCE	0- 1	0- 1	5- 1				
2- 1	0- 0	0- 0	HOME	0- 1	0- 0	2- 0				
2- 2	0- 0	0- 0	AWAY	0- 0	0- 1	2- 1				
1- 1	0- 0	0- 1	NEUTRAL	0- 0	0- 0	1- 0				
14- 0	0- 0	0- 0	CONFERENCE	0- 0	3- 0	11- 0				
8- 0	0- 0	0- 0	HOME	0- 0	1- 0	7- 0				
6- 0	0- 0	0- 0	AWAY	0- 0	2- 0	4- 0				
0- 0	0- 0	0- 0	NEUTRAL	0- 0	0- 0	0- 0				

RPI 1-25				RPI 26-50				RPI 51-100				Team's RPI: 53		RPI 101+			
RPI	S	Opponent	Score	RPI	S	Opponent	Score	RPI	S	Opponent	Score			RPI	S	Opponent	Score
				42	N	Yale	67 87	68	H	BYU	65 71			126	A	Boise St.	85 80
														145	A	Portland	64 75
														146	A	San Jose St.	85 76
														146	H	San Jose St.	78 76
														161	H	UC Davis	73 65
														169	H	Northern Ariz.	83 66
														171	A	Montana	76 63
														179	A	UNLV	72 66
														179	H	UNLV	72 58
														203	H	Wyoming	89 59
														206	A	Santa Clara	66 90
														208	A	New Mexico	84 78
														208	H	New Mexico	84 81
														239	N	Georgetown	82 69
														243	A	San Diego St.	65 60
														243	H	San Diego St.	79 54
														253	A	Colorado St.	79 61
														253	H	Colorado St.	55 53
														290	H	Utah St.	76 64
														310	A	Cal Poly	79 52
														312	H	Air Force	61 52
LAST 10 Division I																	
				146	H	San Jose St.	78 76	126	A	Boise St.	85 80						
				179	H	UNLV	72 58	253	H	Colorado St.	55 53						
				253	A	Colorado St.	79 61	203	H	Wyoming	89 59						
				208	A	New Mexico	84 78	243	A	San Diego St.	65 60						
				312	H	Air Force	61 52	208	H	New Mexico	84 81						

Non-Div I Games: La Verne 111 56 UC Merced 92 26

Fresno St.

Average RPI Win: 233	WON-LOST	WINNING	LAST 10	STRENGTH OF	OPP. STRENGTH	TEAM	ADJ.	CONF.	ADJ CONF.
Average RPI Loss: 175	RECORD	PCT. RANK	GAMES	SCHEDULE	OF SCHEDULE	RPI	RPI	RPI	RPI
DIV. I ONLY	12- 10	144	5-5	332	138	217	217	26	26
DIV. I NON-CONF.	7- 5	131	0	241	82	129	129	21	21
TOTALS	RPI 1-25	RPI 26-50	W-L RECORDS	RPI 51-100	RPI 101-150	RPI 150+			
12- 10	0- 0	0- 0	OVERALL	0- 2	1- 3	11- 5			
6- 3	0- 0	0- 0	HOME	0- 0	0- 2	6- 1			
5- 7	0- 0	0- 0	AWAY	0- 2	1- 1	4- 4			
1- 0	0- 0	0- 0	NEUTRAL	0- 0	0- 0	1- 0			
7- 5	0- 0	0- 0	NON-CONFERENCE	0- 2	1- 2	6- 1			
3- 1	0- 0	0- 0	HOME	0- 0	0- 1	3- 0			
3- 4	0- 0	0- 0	AWAY	0- 2	1- 1	2- 1			
1- 0	0- 0	0- 0	NEUTRAL	0- 0	0- 0	1- 0			
5- 5	0- 0	0- 0	CONFERENCE	0- 0	0- 1	5- 4			
3- 2	0- 0	0- 0	HOME	0- 0	0- 1	3- 1			
2- 3	0- 0	0- 0	AWAY	0- 0	0- 0	2- 3			
0- 0	0- 0	0- 0	NEUTRAL	0- 0	0- 0	0- 0			

RPI 1-25				RPI 26-50				RPI 51-100				RPI 101+				Team's RPI: 217	
RPI	S	Opponent	Score	RPI	S	Opponent	Score	RPI	S	Opponent	Score	RPI	S	Opponent	Score		
								65	A	Middle Tenn.	62	78	106	A	Vanderbilt	46	74
								83	A	Georgia	48	77	120	A	Richmond	70	69
													137	H	Elon	76	87
													147	H	UNC Greensboro	53	59
													159	H	Hampton	70	65
													173	A	Samford	72	59
													173	H	Samford	77	69
													192	A	Fla. Atlantic	69	63
													207	A	Clemson	71	77
													212	A	Gardner-Webb	72	67
													214	A	Chattanooga	52	60
													214	H	Chattanooga	63	69
													221	N	Saint Joseph's	63	48
													264	A	Wofford	62	66
													279	A	ETSU	81	62
													301	H	Ga. Southern	78	63
													309	H	Georgia St.	62	55
													316	A	Mercer	55	61
													316	H	Mercer	62	49
													338	H	Western Caro.	69	53
LAST 10 Division I																	
				214	H	Chattanooga	63	69					147	H	UNC Greensboro	53	59
				316	A	Mercer	55	61					214	A	Chattanooga	52	60
				173	A	Samford	72	59					279	A	ETSU	81	62
				264	A	Wofford	62	66					173	H	Samford	77	69
				338	H	Western Caro.	69	53					316	H	Mercer	62	49

Non-Div I Games: North Greenville 88 51 Newberry 62 43 UNKNOWN 88 24

Furman

Ga. Southern

Through Games Of Feb. 13, 2020

Average RPI Win:	285	WON-LOST	WINNING	LAST 10	STRENGTH OF	OPP. STRENGTH	TEAM	ADJ.	CONF.	ADJ CONF.
Average RPI Loss:	192	RECORD	PCT. RANK	GAMES	SCHEDULE	OF SCHEDULE	RPI	RPI	RPI	RPI
DIV. I ONLY	8- 15	263	3-7	292	315	301	301	21	21	
DIV. I NON-CONF.	3- 8	268	0	258	332	281	281	20	20	
TOTALS	RPI 1-25	RPI 26-50	W-L RECORDS	RPI 51-100	RPI 101-150	RPI 150+				
8- 15	0- 0	0- 0	OVERALL	0- 2	0- 3	8- 10				
4- 5	0- 0	0- 0	HOME	0- 1	0- 0	4- 4				
3- 9	0- 0	0- 0	AWAY	0- 1	0- 2	3- 6				
1- 1	0- 0	0- 0	NEUTRAL	0- 0	0- 1	1- 0				
3- 8	0- 0	0- 0	NON-CONFERENCE	0- 0	0- 3	3- 5				
0- 2	0- 0	0- 0	HOME	0- 0	0- 0	0- 2				
2- 5	0- 0	0- 0	AWAY	0- 0	0- 2	2- 3				
1- 1	0- 0	0- 0	NEUTRAL	0- 0	0- 1	1- 0				
5- 7	0- 0	0- 0	CONFERENCE	0- 2	0- 0	5- 5				
4- 3	0- 0	0- 0	HOME	0- 1	0- 0	4- 2				
1- 4	0- 0	0- 0	AWAY	0- 1	0- 0	1- 3				
0- 0	0- 0	0- 0	NEUTRAL	0- 0	0- 0	0- 0				

RPI S	Opponent	Score	RPI S	Opponent	Score	RPI S	Opponent	Score	RPI S	Opponent	Score	Team's RPI: 301
						52	H Troy	69 79	105	N Kent St.	48 62	
						80	A Coastal Caro.	59 66	117	A Bethune-Cookman	57 75	
									148	A Tulane	40 56	
									195	H Louisiana	83 67	
									198	A Little Rock	46 58	
									198	H Little Rock	49 65	
									205	H North Dakota	56 69	
									217	A Furman	63 78	
									229	H Kennesaw St.	69 95	
									238	A Appalachian St.	75 83	
									242	A Arkansas St.	62 69	
									242	H Arkansas St.	80 67	
									247	H South Alabama	65 71	
									256	A Winthrop	91 47	
									264	A Wofford	70 57	
									282	A Ole Miss	66 69	
									309	H Georgia St.	81 56	
									313	N St. Francis Brooklyn	78 47	
									316	A Mercer	52 62	
									349	A La.-Monroe	72 66	
									349	H La.-Monroe	64 47	
LAST 10 Division I												
			349	A La.-Monroe	72 66		309	H Georgia St.	81 56			
			242	H Arkansas St.	80 67		247	H South Alabama	65 71			
			198	H Little Rock	49 65		52	H Troy	69 79			
			238	A Appalachian St.	75 83		242	A Arkansas St.	62 69			
			80	A Coastal Caro.	59 66		198	A Little Rock	46 58			

Non-Div I Games:

Ga. Southern

■ Loss,
■ Non-Conf,
■ S Site,
■ H Home
■ A Away
N Neutral

Gardner-Webb





Through Games Of Feb. 13, 2020

Average RPI Win: 266	WON-LOST	WINNING	LAST 10	STRENGTH OF	OPP. STRENGTH	TEAM	ADJ.	CONF.	ADJ CONF.
Average RPI Loss: 167	RECORD	PCT. RANK	GAMES	SCHEDULE	OF SCHEDULE	RPI	RPI	RPI	RPI
DIV. I ONLY	13- 10	133	6-4	290	307	212	212	25	25
DIV. I NON-CONF.	5- 4	140	0	243	221	167	167	28	28
TOTALS	RPI 1-25	RPI 26-50	W-L RECORDS	RPI 51-100	RPI 101-150	RPI 150+			
13- 10	0- 0	0- 1	OVERALL	0- 2	0- 1	13- 6			
9- 3	0- 0	0- 0	HOME	0- 0	0- 0	9- 3			
4- 7	0- 0	0- 1	AWAY	0- 2	0- 1	4- 3			
0- 0	0- 0	0- 0	NEUTRAL	0- 0	0- 0	0- 0			
5- 4	0- 0	0- 1	NON-CONFERENCE	0- 2	0- 0	5- 1			
3- 1	0- 0	0- 0	HOME	0- 0	0- 0	3- 1			
2- 3	0- 0	0- 1	AWAY	0- 2	0- 0	2- 0			
0- 0	0- 0	0- 0	NEUTRAL	0- 0	0- 0	0- 0			
8- 6	0- 0	0- 0	CONFERENCE	0- 0	0- 1	8- 5			
6- 2	0- 0	0- 0	HOME	0- 0	0- 0	6- 2			
2- 4	0- 0	0- 0	AWAY	0- 0	0- 1	2- 3			
0- 0	0- 0	0- 0	NEUTRAL	0- 0	0- 0	0- 0			

RPI 1-25			RPI 26-50			RPI 51-100			RPI 101+			Team's RPI: 212			
RPI	S	Opponent	Score	RPI	S	Opponent	Score	RPI	S	Opponent	Score	RPI	S	Opponent	Score
				31	A	Virginia Tech	65 87	76	A	Charlotte	49 74	103	A	Campbell	44 48
								83	A	Georgia	56 84	159	A	Hampton	58 63
												159	H	Hampton	70 59
												184	H	Delaware	67 65
												191	H	High Point	70 57
												217	H	Furman	67 72
												220	A	Radford	51 65
												220	H	Radford	73 84
												234	A	UNC Asheville	65 59
												238	A	Appalachian St.	67 56
												256	H	Winthrop	71 59
												258	A	Longwood	70 80
												258	H	Longwood	73 70
												264	H	Wofford	67 53
												307	H	Presbyterian	53 56
												316	A	Mercer	65 62
												331	H	USC Upstate	63 53
												338	H	Western Caro.	88 62
												343	A	Charleston So.	79 52
												343	H	Charleston So.	67 45
LAST 10 Division I															
				258	H	Longwood	73 70					220	H	Radford	73 84
				159	H	Hampton	70 59					234	A	UNC Asheville	65 59
				220	A	Radford	51 65					331	H	USC Upstate	63 53
				343	H	Charleston So.	67 45					307	H	Presbyterian	53 56
				191	H	High Point	70 57					103	A	Campbell	44 48

Non-Div I Games:

Gardner-Webb

 Loss,  Non-Conf, S Site,  Home  Away N Neutral

George Mason

Through Games Of Feb. 13, 2020

Average RPI Win:	229	WON-LOST	WINNING	LAST 10	STRENGTH OF	OPP. STRENGTH	TEAM	ADJ.	CONF.	ADJ CONF.
Average RPI Loss:	135	RECORD	PCT. RANK	GAMES	SCHEDULE	OF SCHEDULE	RPI	RPI	RPI	RPI
DIV. I ONLY	8- 16	269	1-9	111	182	230	230	12	12	
DIV. I NON-CONF.	6- 7	182	0	146	282	181	181	12	12	
TOTALS	RPI 1-25	RPI 26-50	W-L RECORDS	RPI 51-100	RPI 101-150	RPI 150+				
8- 16	0- 0	0- 2	OVERALL	0- 5	0- 3	8- 6				
4- 8	0- 0	0- 1	HOME	0- 3	0- 2	4- 2				
4- 7	0- 0	0- 0	AWAY	0- 2	0- 1	4- 4				
0- 1	0- 0	0- 1	NEUTRAL	0- 0	0- 0	0- 0				
6- 7	0- 0	0- 2	NON-CONFERENCE	0- 2	0- 0	6- 3				
2- 4	0- 0	0- 1	HOME	0- 1	0- 0	2- 2				
4- 2	0- 0	0- 0	AWAY	0- 1	0- 0	4- 1				
0- 1	0- 0	0- 1	NEUTRAL	0- 0	0- 0	0- 0				
2- 9	0- 0	0- 0	CONFERENCE	0- 3	0- 3	2- 3				
2- 4	0- 0	0- 0	HOME	0- 2	0- 2	2- 0				
0- 5	0- 0	0- 0	AWAY	0- 1	0- 1	0- 3				
0- 0	0- 0	0- 0	NEUTRAL	0- 0	0- 0	0- 0				

RPI S	Opponent	Score	RPI S	Opponent	Score	RPI S	Opponent	Score	RPI S	Opponent	Score	Team's RPI: 230
31	H Virginia Tech	58 77	57	A Dayton	55 59	107	A Duquesne	63 84				
41	N Bradley	59 61	75	H Bucknell	51 64	121	H VCU	63 82				
			80	A Coastal Caro.	59 74	124	H Davidson	69 76				
			98	H Saint Louis	51 64	151	H Massachusetts	73 56				
			99	H Fordham	54 66	154	H George Washington	70 60				
						172	A Rhode Island	42 47				
						184	A Delaware	44 63				
						194	A La Salle	65 77				
						199	H American	73 55				
						209	A Penn St.	78 68				
						233	H UMKC	58 64				
						235	A SMU	59 58				
						255	H Howard	75 86				
						259	A Col. of Charleston	72 61				
						291	A St. Bonaventure	47 62				
						297	A Navy	67 58				
						328	H Detroit Mercy	75 62				
LAST 10 Division I												
98	H Saint Louis	51 64	107	A Duquesne	63 84							
151	H Massachusetts	73 56	99	H Fordham	54 66							
172	A Rhode Island	42 47	124	H Davidson	69 76							
194	A La Salle	65 77	291	A St. Bonaventure	47 62							
121	H VCU	63 82	57	A Dayton	55 59							

Non-Div I Games:

George Mason

■ Loss,
 ■ Non-Conf,
 ■ S Site,
 ■ H Home
 ■ A Away
 N Neutral

Average RPI Win: 179	WON-LOST	WINNING	LAST 10	STRENGTH OF	OPP. STRENGTH	TEAM	ADJ.	CONF.	ADJ CONF.
Average RPI Loss: 120	RECORD	PCT. RANK	GAMES	SCHEDULE	OF SCHEDULE	RPI	RPI	RPI	RPI
DIV. I ONLY	10- 14	229	4-6	95	111	154	154	12	12
DIV. I NON-CONF.	6- 7	182	0	83	98	124	124	12	12
TOTALS	RPI 1-25	RPI 26-50	W-L RECORDS	RPI 51-100	RPI 101-150	RPI 150+			
10- 14	0- 2	0- 1	OVERALL	1- 4	3- 3	6- 4			
4- 7	0- 1	0- 1	HOME	0- 3	1- 1	3- 1			
6- 7	0- 1	0- 0	AWAY	1- 1	2- 2	3- 3			
0- 0	0- 0	0- 0	NEUTRAL	0- 0	0- 0	0- 0			
6- 7	0- 2	0- 1	NON-CONFERENCE	1- 1	1- 2	4- 1			
2- 4	0- 1	0- 1	HOME	0- 1	0- 1	2- 0			
4- 3	0- 1	0- 0	AWAY	1- 0	1- 1	2- 1			
0- 0	0- 0	0- 0	NEUTRAL	0- 0	0- 0	0- 0			
4- 7	0- 0	0- 0	CONFERENCE	0- 3	2- 1	2- 3			
2- 3	0- 0	0- 0	HOME	0- 2	1- 0	1- 1			
2- 4	0- 0	0- 0	AWAY	0- 1	1- 1	1- 2			
0- 0	0- 0	0- 0	NEUTRAL	0- 0	0- 0	0- 0			

RPI 1-25				RPI 26-50				RPI 51-100				RPI 101+ Team's RPI: 154			
RPI	S	Opponent	Score	RPI	S	Opponent	Score	RPI	S	Opponent	Score	RPI	S	Opponent	Score
3	A	Maryland	54 88	43	H	James Madison	50 69	57	H	Dayton	50 66	107	H	Duquesne	65 60
20	H	Princeton	50 75					62	H	Minnesota	50 83	121	A	VCU	56 55
								97	A	Villanova	68 56	124	A	Davidson	55 62
								98	H	Saint Louis	45 59	128	H	William & Mary	51 63
								99	A	Fordham	47 53	129	A	Lehigh	53 59
												149	A	Memphis	64 63
												151	H	Massachusetts	50 47
												181	A	Quinnipiac	78 67
												184	A	Delaware	63 49
												194	H	La Salle	54 61
												199	A	American	53 66
												221	A	Saint Joseph's	56 50
												230	A	George Mason	60 70
												239	H	Georgetown	52 49
												291	A	St. Bonaventure	55 59
												342	H	Coppin St.	54 35
LAST 10 Division I															
194	H	La Salle	54 61	151	H	Massachusetts	50 47								
121	A	VCU	56 55	57	H	Dayton	50 66								
291	A	St. Bonaventure	55 59	124	A	Davidson	55 62								
98	H	Saint Louis	45 59	99	A	Fordham	47 53								
221	A	Saint Joseph's	56 50	107	H	Duquesne	65 60								

Non-Div I Games:

George Washington

■ Loss,
 ■ Non-Conf,
 S Site,
 ■ Home
 ■ Away
 N Neutral

Georgetown

Through Games Of Feb. 13, 2020

Average RPI Win:	260	WON-LOST	WINNING	LAST 10	STRENGTH OF	OPP. STRENGTH	TEAM	ADJ.	CONF.	ADJ CONF.
Average RPI Loss:	92	RECORD	PCT. RANK	GAMES	SCHEDULE	OF SCHEDULE	RPI	RPI	RPI	RPI
DIV. I ONLY	5- 19	317	1-9	110	75	239	239	6	6	
DIV. I NON-CONF.	3- 8	268	0	161	185	224	224	6	6	
TOTALS	RPI 1-25	RPI 26-50	W-L RECORDS	RPI 51-100	RPI 101-150	RPI 150+				
5- 19	0- 1	0- 3	OVERALL	0- 9	1- 3	4- 3				
1- 8	0- 0	0- 2	HOME	0- 3	1- 2	0- 1				
4- 10	0- 1	0- 1	AWAY	0- 5	0- 1	4- 2				
0- 1	0- 0	0- 0	NEUTRAL	0- 1	0- 0	0- 0				
3- 8	0- 0	0- 1	NON-CONFERENCE	0- 2	0- 3	3- 2				
0- 3	0- 0	0- 1	HOME	0- 0	0- 2	0- 0				
3- 4	0- 0	0- 0	AWAY	0- 1	0- 1	3- 2				
0- 1	0- 0	0- 0	NEUTRAL	0- 1	0- 0	0- 0				
2- 11	0- 1	0- 2	CONFERENCE	0- 7	1- 0	1- 1				
1- 5	0- 0	0- 1	HOME	0- 3	1- 0	0- 1				
1- 6	0- 1	0- 1	AWAY	0- 4	0- 0	1- 0				
0- 0	0- 0	0- 0	NEUTRAL	0- 0	0- 0	0- 0				

RPI 1-25				RPI 26-50				RPI 51-100				RPI 101+ Team's RPI: 239			
RPI	S	Opponent	Score	RPI	S	Opponent	Score	RPI	S	Opponent	Score	RPI	S	Opponent	Score
19	A	DePaul	66 92	32	A	Marquette	51 73	53	N	Fresno St.	69 82	102	H	Rider	64 65
				33	H	Creighton	56 65	60	A	St. John's (NY)	54 71	120	H	Richmond	49 51
				43	H	James Madison	59 66	60	H	St. John's (NY)	68 74	124	A	Davidson	52 66
								69	A	Seton Hall	60 79	142	H	Providence	62 53
								69	H	Seton Hall	47 61	154	A	George Washington	49 52
								95	A	Butler	42 60	164	A	Columbia	49 54
								95	H	Butler	46 47	265	A	Xavier	63 50
								97	A	Villanova	53 74	265	H	Xavier	64 85
								99	A	Fordham	54 67	286	A	LMU (CA)	64 53
												287	A	Pittsburgh	66 56
												319	A	UMES	57 39
LAST 10 Division I															
265	A	Xavier	63 50	32	A	Marquette	51 73								
95	A	Butler	42 60	97	A	Villanova	53 74								
60	H	St. John's (NY)	68 74	95	H	Butler	46 47								
69	H	Seton Hall	47 61	265	H	Xavier	64 85								
19	A	DePaul	66 92	69	A	Seton Hall	60 79								

Non-Div I Games:

Georgetown

■ Loss,
 ■ Non-Conf,
 ■ S Site,
 ■ H Home
 ■ A Away
 N Neutral

Average RPI Win: 187	WON-LOST	WINNING	LAST 10	STRENGTH OF	OPP. STRENGTH	TEAM	ADJ.	CONF.	ADJ CONF.
Average RPI Loss: 48	RECORD	PCT. RANK	GAMES	SCHEDULE	OF SCHEDULE	RPI	RPI	RPI	RPI
DIV. I ONLY	13- 11	152	3-7	22	73	83	83	4	4
DIV. I NON-CONF.	9- 4	84	0	49	223	88	88	5	5
TOTALS	RPI 1-25	RPI 26-50	W-L RECORDS	RPI 51-100	RPI 101-150	RPI 150+			
13- 11	0- 6	2- 1	OVERALL	1- 2	3- 2	7- 0			
8- 7	0- 3	0- 0	HOME	0- 2	2- 2	6- 0			
3- 4	0- 3	1- 1	AWAY	0- 0	1- 0	1- 0			
2- 0	0- 0	1- 0	NEUTRAL	1- 0	0- 0	0- 0			
9- 4	0- 2	1- 0	NON-CONFERENCE	1- 2	1- 0	6- 0			
7- 3	0- 1	0- 0	HOME	0- 2	1- 0	6- 0			
0- 1	0- 1	0- 0	AWAY	0- 0	0- 0	0- 0			
2- 0	0- 0	1- 0	NEUTRAL	1- 0	0- 0	0- 0			
4- 7	0- 4	1- 1	CONFERENCE	0- 0	2- 2	1- 0			
1- 4	0- 2	0- 0	HOME	0- 0	1- 2	0- 0			
3- 3	0- 2	1- 1	AWAY	0- 0	1- 0	1- 0			
0- 0	0- 0	0- 0	NEUTRAL	0- 0	0- 0	0- 0			

RPI 1-25				RPI 26-50				RPI 51-100 Team's RPI: 83				RPI 101+			
RPI	S	Opponent	Score	RPI	S	Opponent	Score	RPI	S	Opponent	Score	RPI	S	Opponent	Score
2	H	South Carolina	53 88	31	N	Virginia Tech	77 72	89	H	Georgia Tech	40 73	106	H	Vanderbilt	55 63
6	A	Baylor	38 72	38	A	Arkansas	64 55	95	N	Butler	69 36	119	H	Auburn	61 50
7	H	UCLA	50 59	47	A	Tennessee	56 73	97	H	Villanova	58 63	133	H	Missouri	65 73
11	A	Mississippi St.	53 67									140	A	Florida	49 43
11	H	Mississippi St.	66 73									143	H	N.C. A&T	72 54
18	A	Texas A&M	63 64									212	H	Gardner-Webb	84 56
												217	H	Furman	77 48
												229	H	Kennesaw St.	80 65
												272	H	East Carolina	67 50
												282	A	Ole Miss	58 51
												316	H	Mercer	76 60
												331	H	USC Upstate	67 53
LAST 10 Division I															
140	A	Florida	49 43	38	A	Arkansas	64 55								
133	H	Missouri	65 73	119	H	Auburn	61 50								
11	A	Mississippi St.	53 67	47	A	Tennessee	56 73								
18	A	Texas A&M	63 64	106	H	Vanderbilt	55 63								
2	H	South Carolina	53 88	11	H	Mississippi St.	66 73								

Non-Div I Games:

Georgia

■ Loss,
■ Non-Conf, S Site,
■ Home
■ Away
N Neutral

Average RPI Win:	285	WON-LOST	WINNING	LAST 10	STRENGTH OF	OPP. STRENGTH	TEAM	ADJ.	CONF.	ADJ CONF.
Average RPI Loss:	184	RECORD	PCT. RANK	GAMES	SCHEDULE	OF SCHEDULE	RPI	RPI	RPI	RPI
DIV. I ONLY	7- 16	278	3-7	265	301	309	309	21	21	
DIV. I NON-CONF.	3- 8	268	0	263	321	319	319	20	20	
TOTALS	RPI 1-25	RPI 26-50	W-L RECORDS	RPI 51-100	RPI 101-150	RPI 150+				
7- 16	0- 1	0- 0	OVERALL	0- 3	0- 1	7- 11				
5- 7	0- 1	0- 0	HOME	0- 1	0- 0	5- 5				
1- 9	0- 0	0- 0	AWAY	0- 2	0- 1	1- 6				
1- 0	0- 0	0- 0	NEUTRAL	0- 0	0- 0	1- 0				
3- 8	0- 1	0- 0	NON-CONFERENCE	0- 1	0- 1	3- 5				
2- 4	0- 1	0- 0	HOME	0- 0	0- 0	2- 3				
0- 4	0- 0	0- 0	AWAY	0- 1	0- 1	0- 2				
1- 0	0- 0	0- 0	NEUTRAL	0- 0	0- 0	1- 0				
4- 8	0- 0	0- 0	CONFERENCE	0- 2	0- 0	4- 6				
3- 3	0- 0	0- 0	HOME	0- 1	0- 0	3- 2				
1- 5	0- 0	0- 0	AWAY	0- 1	0- 0	1- 4				
0- 0	0- 0	0- 0	NEUTRAL	0- 0	0- 0	0- 0				

RPI 1-25				RPI 26-50				RPI 51-100				RPI 101+ Team's RPI: 309			
RPI	S	Opponent	Score	RPI	S	Opponent	Score	RPI	S	Opponent	Score	RPI	S	Opponent	Score
3	H	Maryland	41 114					52	H	Troy	57 71	147	A	UNC Greensboro	49 64
								80	A	Coastal Caro.	45 87	153	H	Toledo	48 74
								89	A	Georgia Tech	28 69	195	A	Louisiana	61 53
												195	H	Louisiana	65 75
												198	A	Little Rock	46 66
												198	H	Little Rock	58 43
												213	A	UTEP	68 71
												217	A	Furman	55 62
												238	A	Appalachian St.	37 65
												242	A	Arkansas St.	68 70
												242	H	Arkansas St.	67 56
												247	H	South Alabama	64 81
												270	H	Alabama A&M	52 67
												295	H	FIU	63 70
												301	A	Ga. Southern	56 81
												325	N	New Mexico St.	59 51
												339	H	SIUE	74 73
												346	H	South Carolina St.	77 52
												349	H	La.-Monroe	68 52
LAST 10 Division I															
195	A	Louisiana	61 53	301	A	Ga. Southern	56 81								
198	H	Little Rock	58 43	52	H	Troy	57 71								
242	H	Arkansas St.	67 56	247	H	South Alabama	64 81								
80	A	Coastal Caro.	45 87	198	A	Little Rock	46 66								
238	A	Appalachian St.	37 65	242	A	Arkansas St.	68 70								

Non-Div I Games:

Georgia St.

■ Loss,
 ■ Non-Conf,
 ■ S Site,
 ■ H Home
 ■ A Away
 N Neutral

Average RPI Win:	159	WON-LOST	WINNING	LAST 10	STRENGTH OF	OPP. STRENGTH	TEAM	ADJ.	CONF.	ADJ CONF.
Average RPI Loss:	68	RECORD	PCT. RANK	GAMES	SCHEDULE	OF SCHEDULE	RPI	RPI	RPI	RPI
DIV. I ONLY	16- 9	85	4-6	132	32	89	89	5	5	
DIV. I NON-CONF.	9- 2	37	0	158	90	55	55	3	3	
TOTALS	RPI 1-25	RPI 26-50	W-L RECORDS	RPI 51-100	RPI 101-150	RPI 150+				
16- 9	1- 1	0- 2	OVERALL	6- 4	2- 2	7- 0				
9- 3	0- 0	0- 0	HOME	2- 2	2- 1	5- 0				
5- 4	1- 0	0- 2	AWAY	2- 1	0- 1	2- 0				
2- 2	0- 1	0- 0	NEUTRAL	2- 1	0- 0	0- 0				
9- 2	0- 1	0- 0	NON-CONFERENCE	3- 1	1- 0	5- 0				
5- 0	0- 0	0- 0	HOME	0- 0	1- 0	4- 0				
2- 0	0- 0	0- 0	AWAY	1- 0	0- 0	1- 0				
2- 2	0- 1	0- 0	NEUTRAL	2- 1	0- 0	0- 0				
7- 7	1- 0	0- 2	CONFERENCE	3- 3	1- 2	2- 0				
4- 3	0- 0	0- 0	HOME	2- 2	1- 1	1- 0				
3- 4	1- 0	0- 2	AWAY	1- 1	0- 1	1- 0				
0- 0	0- 0	0- 0	NEUTRAL	0- 0	0- 0	0- 0				

RPI 1-25				RPI 26-50				RPI 51-100				Team's RPI: 89	RPI 101+			
RPI	S	Opponent	Score	RPI	S	Opponent	Score	RPI	S	Opponent	Score		RPI	S	Opponent	Score
18	N	Texas A&M	48 60	31	A	Virginia Tech	61 64	51	H	Virginia	61 51		110	A	Wake Forest	60 65
24	A	Florida St.	67 52	36	A	Duke	46 58	54	N	Rutgers	43 46		110	H	Wake Forest	62 52
								69	N	Seton Hall	79 54		112	H	Notre Dame	51 59
								72	A	Syracuse	82 64		141	H	Wisconsin	60 41
								73	H	Boston College	48 55		170	H	Houston	69 38
								79	N	Rice	54 52		207	H	Clemson	49 47
								83	A	Georgia	73 40		229	A	Kennesaw St.	63 47
								88	A	Miami (FL)	49 54		279	H	ETSU	87 48
								88	H	Miami (FL)	61 54		287	A	Pittsburgh	77 48
								94	H	North Carolina	60 67		309	H	Georgia St.	69 28
													347	H	Grambling	89 42
LAST 10 Division I																
				31	A	Virginia Tech	61 64	36	A	Duke	46 58					
				110	H	Wake Forest	62 52	94	H	North Carolina	60 67					
				287	A	Pittsburgh	77 48	73	H	Boston College	48 55					
				112	H	Notre Dame	51 59	72	A	Syracuse	82 64					
				88	A	Miami (FL)	49 54	207	H	Clemson	49 47					

Non-Div I Games:

Georgia Tech

■ Loss,
 ■ Non-Conf,
 ■ S Site,
 ■ H Home
 ■ A Away
 N Neutral

Gonzaga

Through Games Of Feb. 13, 2020

Average RPI Win: 137	WON-LOST	WINNING	LAST 10	STRENGTH OF	OPP. STRENGTH	TEAM	ADJ.	CONF.	ADJ CONF.
Average RPI Loss: 87	RECORD	PCT. RANK	GAMES	SCHEDULE	OF SCHEDULE	RPI	RPI	RPI	RPI
DIV. I ONLY	24- 2	5	9-1	56	79	12	12	11	11
DIV. I NON-CONF.	11- 1	13	0	21	19	2	2	11	11
TOTALS	RPI 1-25	RPI 26-50	W-L RECORDS	RPI 51-100	RPI 101-150	RPI 150+			
24- 2	1- 1	1- 0	OVERALL	7- 0	6- 0	9- 1			
13- 0	1- 0	0- 0	HOME	2- 0	4- 0	6- 0			
8- 2	0- 1	0- 0	AWAY	3- 0	2- 0	3- 1			
3- 0	0- 0	1- 0	NEUTRAL	2- 0	0- 0	0- 0			
11- 1	1- 1	1- 0	NON-CONFERENCE	5- 0	1- 0	3- 0			
5- 0	1- 0	0- 0	HOME	1- 0	1- 0	2- 0			
3- 1	0- 1	0- 0	AWAY	2- 0	0- 0	1- 0			
3- 0	0- 0	1- 0	NEUTRAL	2- 0	0- 0	0- 0			
13- 1	0- 0	0- 0	CONFERENCE	2- 0	5- 0	6- 1			
8- 0	0- 0	0- 0	HOME	1- 0	3- 0	4- 0			
5- 1	0- 0	0- 0	AWAY	1- 0	2- 0	2- 1			
0- 0	0- 0	0- 0	NEUTRAL	0- 0	0- 0	0- 0			

RPI	S	Opponent	Score	RPI	S	Opponent	Score	RPI	S	Opponent	Score	RPI	S	Opponent	Score
4	H	Missouri St.	64 52	37	N	Purdue	63 50	57	N	Dayton	76 65	107	A	Pacific	83 65
10	A	Stanford	70 76					65	N	Middle Tenn.	62 50	107	H	Pacific	68 67
								68	A	BYU	55 43	109	A	San Diego	57 42
								68	H	BYU	59 44	109	H	San Diego	57 46
								70	H	UT Martin	78 55	114	H	Texas Southern	80 45
								87	A	Montana St.	70 55	145	H	Portland	62 57
								93	A	Washington St.	76 53	163	A	Saint Mary's (CA)	60 70
												163	H	Saint Mary's (CA)	74 49
												187	H	Pepperdine	70 36
												203	A	Wyoming	65 54
												206	A	Santa Clara	67 52
												227	H	CSU Bakersfield	92 48
												231	A	San Francisco	69 46
												231	H	San Francisco	56 38
												286	H	LMU (CA)	78 52
												308	H	Eastern Wash.	84 44
LAST 10 Division I															
231	H	San Francisco	56 38	286	H	LMU (CA)	78 52								
163	A	Saint Mary's (CA)	60 70	187	H	Pepperdine	70 36								
107	A	Pacific	83 65	231	A	San Francisco	69 46								
68	H	BYU	59 44	206	A	Santa Clara	67 52								
109	H	San Diego	57 46	107	H	Pacific	68 67								

Non-Div I Games:

Gonzaga

■ Loss,
■ Non-Conf, S Site,
■ Home
■ Away
N Neutral

Average RPI Win: 299		WON-LOST	WINNING	LAST 10	STRENGTH OF	OPP. STRENGTH	TEAM	ADJ.	CONF.	ADJ CONF.
Average RPI Loss: 208		RECORD	PCT. RANK	GAMES	SCHEDULE	OF SCHEDULE	RPI	RPI	RPI	RPI
DIV. I ONLY		2- 19	341	1-9	296	329	347	347	32	32
DIV. I NON-CONF.		0- 10	338	0	107	184	317	317	31	31
TOTALS		RPI 1-25	RPI 26-50	W-L RECORDS	RPI 51-100	RPI 101-150	RPI 150+			
2- 19	0- 1		0- 1	OVERALL	0- 1	0- 3	2- 13			
2- 6	0- 0		0- 0	HOME	0- 0	0- 3	2- 3			
0- 12	0- 1		0- 1	AWAY	0- 1	0- 0	0- 9			
0- 1	0- 0		0- 0	NEUTRAL	0- 0	0- 0	0- 1			
0- 10	0- 1		0- 1	NON-CONFERENCE	0- 1	0- 2	0- 5			
0- 2	0- 0		0- 0	HOME	0- 0	0- 2	0- 0			
0- 7	0- 1		0- 1	AWAY	0- 1	0- 0	0- 4			
0- 1	0- 0		0- 0	NEUTRAL	0- 0	0- 0	0- 1			
2- 9	0- 0		0- 0	CONFERENCE	0- 0	0- 1	2- 8			
2- 4	0- 0		0- 0	HOME	0- 0	0- 1	2- 3			
0- 5	0- 0		0- 0	AWAY	0- 0	0- 0	0- 5			
0- 0	0- 0		0- 0	NEUTRAL	0- 0	0- 0	0- 0			

RPI 1-25				RPI 26-50				RPI 51-100				RPI 101+				Team's RPI: 347	
RPI	S	Opponent	Score	RPI	S	Opponent	Score	RPI	S	Opponent	Score	RPI	S	Opponent	Score		
6	A	Baylor	46 120	27	A	Kentucky	35 81	89	A	Georgia Tech	42 89	114	H	Texas Southern	85 89		
												116	H	UT Arlington	54 88		
												140	H	Florida	65 72		
												157	A	Jackson St.	46 61		
												162	A	Wichita St.	65 77		
												174	N	Binghamton	67 88		
												232	A	Louisiana Tech	66 70		
												237	A	Southern U.	57 81		
												237	H	Southern U.	51 70		
												270	H	Alabama A&M	69 59		
												293	H	Prairie View	54 67		
												295	A	FIU	55 56		
												322	H	Alabama St.	59 73		
												327	A	Alcorn	54 80		
												327	H	Alcorn	70 59		
												333	A	Ark.-Pine Bluff	79 84		
												335	A	Northwestern St.	61 65		
												351	A	Mississippi Val.	57 68		
EAST 10 Division I																	
				327	H	Alcorn	70 59					114	H	Texas Southern	85 89		
				237	H	Southern U.	51 70					293	H	Prairie View	54 67		
				351	A	Mississippi Val.	57 68					327	A	Alcorn	54 80		
				333	A	Ark.-Pine Bluff	79 84					237	A	Southern U.	57 81		
				157	A	Jackson St.	46 61					322	H	Alabama St.	59 73		

Non-Div I Games:	Centenary (LA)	106	42
------------------	----------------	-----	----

Grambling

■ Loss, ■ Non-Conf, S Site, H Home A Away N Neutral

Grand Canyon

Through Games Of Feb. 13, 2020

Average RPI Win:	280	WON-LOST	WINNING	LAST 10	STRENGTH OF	OPP. STRENGTH	TEAM	ADJ.	CONF.	ADJ CONF.
Average RPI Loss:	195	RECORD	PCT. RANK	GAMES	SCHEDULE	OF SCHEDULE	RPI	RPI	RPI	RPI
DIV. I ONLY	11- 8	128	8-2	271	339	218	218	31	31	
DIV. I NON-CONF.	3- 6	235	0	184	281	276	276	32	32	
TOTALS	RPI 1-25	RPI 26-50	W-L RECORDS	RPI 51-100	RPI 101-150	RPI 150+				
11- 8	0- 0	0- 0	OVERALL	0- 0	0- 2	11- 6				
7- 4	0- 0	0- 0	HOME	0- 0	0- 0	7- 4				
4- 4	0- 0	0- 0	AWAY	0- 0	0- 2	4- 2				
0- 0	0- 0	0- 0	NEUTRAL	0- 0	0- 0	0- 0				
3- 6	0- 0	0- 0	NON-CONFERENCE	0- 0	0- 2	3- 4				
3- 2	0- 0	0- 0	HOME	0- 0	0- 0	3- 2				
0- 4	0- 0	0- 0	AWAY	0- 0	0- 2	0- 2				
0- 0	0- 0	0- 0	NEUTRAL	0- 0	0- 0	0- 0				
8- 2	0- 0	0- 0	CONFERENCE	0- 0	0- 0	8- 2				
4- 2	0- 0	0- 0	HOME	0- 0	0- 0	4- 2				
4- 0	0- 0	0- 0	AWAY	0- 0	0- 0	4- 0				
0- 0	0- 0	0- 0	NEUTRAL	0- 0	0- 0	0- 0				

RPI 1-25			RPI 26-50			RPI 51-100			RPI 101+ Team's RPI: 218		
RPI	S	Opponent	Score	RPI	S	Opponent	Score	RPI	S	Opponent	Score
								134	A	California	53 72
								145	A	Portland	41 73
								171	A	Montana	67 72
								179	H	UNLV	53 51
								189	H	Southern Utah	69 65
								202	A	Portland St.	46 69
								205	H	North Dakota	76 78
								227	H	CSU Bakersfield	54 59
								233	A	UMKC	62 56
								233	H	UMKC	53 74
								241	H	Cal St. Fullerton	70 80
								276	H	UC Santa Barbara	58 57
								292	A	California Baptist	62 58
								292	H	California Baptist	72 66
								306	A	Seattle U	56 48
								314	H	UTRGV	62 60
								320	A	Utah Valley	66 59
								325	H	New Mexico St.	60 49
								350	H	Chicago St.	69 49
LAST 10 Division I											
								233	A	UMKC	62 56
								292	H	California Baptist	72 66
								325	H	New Mexico St.	60 49
								314	H	UTRGV	62 60
								320	A	Utah Valley	66 59
								306	A	Seattle U	56 48
								233	H	UMKC	53 74
								350	H	Chicago St.	69 49
								292	A	California Baptist	62 58
								227	H	CSU Bakersfield	54 59

Non-Div I Games: Benedictine Mesa 72 53 Whittier 77 41

Grand Canyon

■ Loss,
 ■ Non-Conf, S Site,
 ■ Home
 ■ Away
 N Neutral

Average RPI Win:	211	WON-LOST	WINNING	LAST 10	STRENGTH OF	OPP. STRENGTH	TEAM	ADJ.	CONF.	ADJ CONF.
Average RPI Loss:	117	RECORD	PCT. RANK	GAMES	SCHEDULE	OF SCHEDULE	RPI	RPI	RPI	RPI
DIV. I ONLY	12- 12	172	6-4	99	157	136	136	22	22	
DIV. I NON-CONF.	5- 7	205	0	26	26	107	107	19	19	
TOTALS	RPI 1-25	RPI 26-50	W-L RECORDS	RPI 51-100	RPI 101-150	RPI 150+				
12- 12	1- 2	0- 3	OVERALL	1- 2	1- 0	9- 5				
4- 6	0- 1	0- 3	HOME	0- 1	1- 0	3- 1				
6- 5	1- 0	0- 0	AWAY	0- 1	0- 0	5- 4				
2- 1	0- 1	0- 0	NEUTRAL	1- 0	0- 0	1- 0				
5- 7	1- 2	0- 2	NON-CONFERENCE	1- 2	1- 0	2- 1				
1- 4	0- 1	0- 2	HOME	0- 1	1- 0	0- 0				
2- 2	1- 0	0- 0	AWAY	0- 1	0- 0	1- 1				
2- 1	0- 1	0- 0	NEUTRAL	1- 0	0- 0	1- 0				
7- 5	0- 0	0- 1	CONFERENCE	0- 0	0- 0	7- 4				
3- 2	0- 0	0- 1	HOME	0- 0	0- 0	3- 1				
4- 3	0- 0	0- 0	AWAY	0- 0	0- 0	4- 3				
0- 0	0- 0	0- 0	NEUTRAL	0- 0	0- 0	0- 0				

RPI S	Opponent	Score	RPI S	Opponent	Score	RPI S	Opponent	Score	RPI S	Opponent	Score	Team's RPI: 136
11 N	Mississippi St.	58 83	32 H	Marquette	47 60	67 A	Marist	60 72	133 H	Missouri	72 64	
17 A	Central Mich.	111 105	40 H	South Dakota	60 66	72 N	Syracuse	79 73	160 A	Wright St.	68 59	
19 H	DePaul	65 76	50 H	IUPUI	42 54	84 H	South Dakota St.	55 60	160 H	Wright St.	58 70	
									188 A	Cleveland St.	74 54	
									201 A	Northern Ky.	43 63	
									201 H	Northern Ky.	65 44	
									219 A	Maine	60 61	
									236 A	Milwaukee	60 65	
									236 H	Milwaukee	61 48	
									245 A	Youngstown St.	70 63	
									261 N	Bowling Green	73 54	
									283 A	Oakland	88 93	
									328 A	Detroit Mercy	65 48	
									341 H	UIC	73 36	
									350 A	Chicago St.	102 46	
LAST 10 Division I												
236 A	Milwaukee	60 65	341 H	UIC	73 36							
201 A	Northern Ky.	43 63	50 H	IUPUI	42 54							
160 A	Wright St.	68 59	328 A	Detroit Mercy	65 48							
188 A	Cleveland St.	74 54	283 A	Oakland	88 93							
245 A	Youngstown St.	70 63	236 H	Milwaukee	61 48							

Non-Div I Games:

Green Bay

■ Loss,
■ Non-Conf,
■ S Site,
■ H Home
■ A Away
N Neutral

Average RPI Win: 230	WON-LOST	WINNING	LAST 10	STRENGTH OF	OPP. STRENGTH	TEAM	ADJ.	CONF.	ADJ CONF.
Average RPI Loss: 166	RECORD	PCT. RANK	GAMES	SCHEDULE	OF SCHEDULE	RPI	RPI	RPI	RPI
DIV. I ONLY	13- 10	133	6-4	170	296	159	159	25	25
DIV. I NON-CONF.	4- 5	195	0	89	146	132	132	28	28
TOTALS	RPI 1-25	RPI 26-50	W-L RECORDS	RPI 51-100	RPI 101-150	RPI 150+			
13- 10	0- 0	0- 1	OVERALL	1- 1	1- 1	11- 7			
6- 5	0- 0	0- 0	HOME	0- 1	0- 1	6- 3			
5- 5	0- 0	0- 1	AWAY	1- 0	0- 0	4- 4			
2- 0	0- 0	0- 0	NEUTRAL	0- 0	1- 0	1- 0			
4- 5	0- 0	0- 1	NON-CONFERENCE	1- 1	1- 0	2- 3			
0- 3	0- 0	0- 0	HOME	0- 1	0- 0	0- 2			
2- 2	0- 0	0- 1	AWAY	1- 0	0- 0	1- 1			
2- 0	0- 0	0- 0	NEUTRAL	0- 0	1- 0	1- 0			
9- 5	0- 0	0- 0	CONFERENCE	0- 0	0- 1	9- 4			
6- 2	0- 0	0- 0	HOME	0- 0	0- 1	6- 1			
3- 3	0- 0	0- 0	AWAY	0- 0	0- 0	3- 3			
0- 0	0- 0	0- 0	NEUTRAL	0- 0	0- 0	0- 0			

RPI S	Opponent	Score	RPI S	Opponent	Score	RPI S	Opponent	Score	RPI S	Opponent	Score	Team's RPI: 159
28	A Old Dominion	38 75	71	A Alabama	64 61	103	H Campbell	31 68	103	H Campbell	31 68	
			100	H Liberty	59 83	120	N Richmond	69 65	120	N Richmond	69 65	
						166	H Norfolk St.	56 77	166	H Norfolk St.	56 77	
						190	N Mt. St. Mary's	68 60	190	N Mt. St. Mary's	68 60	
						191	A High Point	59 74	191	A High Point	59 74	
						191	H High Point	77 81	191	H High Point	77 81	
						192	H Fla. Atlantic	63 64	192	H Fla. Atlantic	63 64	
						212	A Gardner-Webb	59 70	212	A Gardner-Webb	59 70	
						212	H Gardner-Webb	63 58	212	H Gardner-Webb	63 58	
						214	A Chattanooga	84 55	214	A Chattanooga	84 55	
						217	A Furman	65 70	217	A Furman	65 70	
						220	H Radford	51 48	220	H Radford	51 48	
						234	A UNC Asheville	76 66	234	A UNC Asheville	76 66	
						234	H UNC Asheville	68 59	234	H UNC Asheville	68 59	
						256	A Winthrop	66 72	256	A Winthrop	66 72	
						256	H Winthrop	62 48	256	H Winthrop	62 48	
						258	H Longwood	73 55	258	H Longwood	73 55	
						307	A Presbyterian	71 42	307	A Presbyterian	71 42	
						331	H USC Upstate	60 40	331	H USC Upstate	60 40	
						343	A Charleston So.	64 59	343	A Charleston So.	64 59	
LAST 10 Division I												
256	H Winthrop	62 48	191	H High Point	77 81							
212	A Gardner-Webb	59 70	343	A Charleston So.	64 59							
191	A High Point	59 74	331	H USC Upstate	60 40							
234	A UNC Asheville	76 66	103	H Campbell	31 68							
258	H Longwood	73 55	220	H Radford	51 48							

Non-Div I Games:

Hampton

■ Loss,
 ■ Non-Conf,
 ■ S Site,
 ■ H Home
 ■ A Away
 N Neutral

Hartford

Through Games Of Feb. 13, 2020

Average RPI Win:	0	WON-LOST	WINNING	LAST 10	STRENGTH OF	OPP. STRENGTH	TEAM	ADJ.	CONF.	ADJ CONF.
Average RPI Loss:	207	RECORD	PCT. RANK	GAMES	SCHEDULE	OF SCHEDULE	RPI	RPI	RPI	RPI
DIV. I ONLY	0- 25	351	0-10	272	283	348	348	27	27	
DIV. I NON-CONF.	0- 13	338	0	224	216	339	339	27	27	
TOTALS	RPI 1-25	RPI 26-50	W-L RECORDS	RPI 51-100	RPI 101-150	RPI 150+				
0- 25	0- 1	0- 0	OVERALL	0- 3	0- 4	0- 17				
0- 11	0- 0	0- 0	HOME	0- 0	0- 1	0- 10				
0- 14	0- 1	0- 0	AWAY	0- 3	0- 3	0- 7				
0- 0	0- 0	0- 0	NEUTRAL	0- 0	0- 0	0- 0				
0- 13	0- 1	0- 0	NON-CONFERENCE	0- 2	0- 4	0- 6				
0- 6	0- 0	0- 0	HOME	0- 0	0- 1	0- 5				
0- 7	0- 1	0- 0	AWAY	0- 2	0- 3	0- 1				
0- 0	0- 0	0- 0	NEUTRAL	0- 0	0- 0	0- 0				
0- 12	0- 0	0- 0	CONFERENCE	0- 1	0- 0	0- 11				
0- 5	0- 0	0- 0	HOME	0- 0	0- 0	0- 5				
0- 7	0- 0	0- 0	AWAY	0- 1	0- 0	0- 6				
0- 0	0- 0	0- 0	NEUTRAL	0- 0	0- 0	0- 0				

RPI 1-25				RPI 26-50				RPI 51-100				RPI 101+ Team's RPI: 348			
RPI	S	Opponent	Score	RPI	S	Opponent	Score	RPI	S	Opponent	Score	RPI	S	Opponent	Score
20	A	Princeton	42 73					66	A	Stony Brook	55 66	101	A	Harvard	44 53
								85	A	Penn	46 74	128	A	William & Mary	44 61
								90	A	Michigan St.	34 79	142	H	Providence	57 75
												144	A	Northeastern	47 60
												151	A	Massachusetts	48 74
												172	H	Rhode Island	56 68
												174	A	Binghamton	44 80
												181	H	Quinnipiac	50 87
												219	A	Maine	73 87
												219	H	Maine	52 69
												226	H	UMass Lowell	63 68
												269	A	New Hampshire	71 72
												294	A	UMBC	54 61
												294	H	UMBC	47 56
												299	A	Vermont	51 62
												299	H	Vermont	53 63
												311	A	Albany (NY)	40 63
												311	H	Albany (NY)	63 68
												316	H	Hofstra	41 43
												329	H	NJIT	52 61
												345	H	Central Conn. St.	54 61
LAST 10 Division I															
311	A	Albany (NY)	40 63	311	H	Albany (NY)	63 68								
299	A	Vermont	51 62	294	A	UMBC	54 61								
294	H	UMBC	47 56	299	H	Vermont	53 63								
219	H	Maine	52 69	66	A	Stony Brook	55 66								
174	A	Binghamton	44 80	226	H	UMass Lowell	63 68								

Non-Div I Games:

Hartford

■ Loss,
 ■ Non-Conf, S Site,
 ■ Home
 ■ Away
 N Neutral

Harvard

Through Games Of Feb. 13, 2020

Average RPI Win: 180	WON-LOST	WINNING	LAST 10	STRENGTH OF	OPP. STRENGTH	TEAM	ADJ.	CONF.	ADJ CONF.
Average RPI Loss: 136	RECORD	PCT. RANK	GAMES	SCHEDULE	OF SCHEDULE	RPI	RPI	RPI	RPI
DIV. I ONLY	13- 6	64	7-3	198	99	101	101	8	8
DIV. I NON-CONF.	9- 4	84	3-1	288	105	130	130	8	8
TOTALS	RPI 1-25	RPI 26-50	W-L RECORDS	RPI 51-100	RPI 101-150	RPI 150+			
13- 6	0- 1	1- 0	OVERALL	1- 1	2- 1	9- 3			
8- 2	0- 1	1- 0	HOME	1- 0	1- 1	5- 0			
5- 3	0- 0	0- 0	AWAY	0- 1	1- 0	4- 2			
0- 1	0- 0	0- 0	NEUTRAL	0- 0	0- 0	0- 1			
9- 4	0- 0	0- 0	NON-CONFERENCE	0- 1	2- 1	7- 2			
4- 1	0- 0	0- 0	HOME	0- 0	1- 1	3- 0			
5- 2	0- 0	0- 0	AWAY	0- 1	1- 0	4- 1			
0- 1	0- 0	0- 0	NEUTRAL	0- 0	0- 0	0- 1			
4- 2	0- 1	1- 0	CONFERENCE	1- 0	0- 0	2- 1			
4- 1	0- 1	1- 0	HOME	1- 0	0- 0	2- 0			
0- 1	0- 0	0- 0	AWAY	0- 0	0- 0	0- 1			
0- 0	0- 0	0- 0	NEUTRAL	0- 0	0- 0	0- 0			

RPI 1-25	RPI 26-50	RPI 51-100	RPI 101+	Team's RPI: 101
RPI S Opponent Score	RPI S Opponent Score	RPI S Opponent Score	RPI S Opponent Score	
20 Princeton 46 60	42 Yale 66 57	54 Rutgers 46 74	131 Boston U. 66 39	
		85 Penn 58 51	134 California 56 53	
			144 Northeastern 44 46	
			167 Northern Ill. 59 53	
			172 Rhode Island 61 58	
			181 Quinnipiac 77 68	
			185 Dartmouth 62 63	
			185 Dartmouth 64 49	
			192 Fla. Atlantic 65 51	
			194 La Salle 69 75	
			211 Brown 68 53	
			219 Maine 69 40	
			221 N Saint Joseph's 39 63	
			275 Siena 68 51	
			348 Hartford 53 44	
LAST 10 Division I				
211 Brown 68 53	185 Dartmouth 62 63			
42 Yale 66 57	172 Rhode Island 61 58			
20 Princeton 46 60	192 Fla. Atlantic 65 51			
85 Penn 58 51	221 N Saint Joseph's 39 63			
185 Dartmouth 64 49	219 Maine 69 40			

Non-Div I Games:

Harvard

Loss, Non-Conf, S Site, Home Away N Neutral

Average RPI Win: 243	WON-LOST	WINNING	LAST 10	STRENGTH OF	OPP. STRENGTH	TEAM	ADJ.	CONF.	ADJ CONF.
Average RPI Loss: 161	RECORD	PCT. RANK	GAMES	SCHEDULE	OF SCHEDULE	RPI	RPI	RPI	RPI
DIV. I ONLY	13- 10	133	8-2	226	208	176	176	28	28
DIV. I NON-CONF.	5- 7	205	0	109	80	175	175	26	26
TOTALS	RPI 1-25	RPI 26-50	W-L RECORDS	RPI 51-100	RPI 101-150	RPI 150+			
13- 10	0- 2	1- 0	OVERALL	0- 1	1- 2	11- 5			
8- 4	0- 1	1- 0	HOME	0- 1	0- 1	7- 1			
5- 6	0- 1	0- 0	AWAY	0- 0	1- 1	4- 4			
0- 0	0- 0	0- 0	NEUTRAL	0- 0	0- 0	0- 0			
5- 7	0- 2	1- 0	NON-CONFERENCE	0- 1	1- 2	3- 2			
3- 4	0- 1	1- 0	HOME	0- 1	0- 1	2- 1			
2- 3	0- 1	0- 0	AWAY	0- 0	1- 1	1- 1			
0- 0	0- 0	0- 0	NEUTRAL	0- 0	0- 0	0- 0			
8- 3	0- 0	0- 0	CONFERENCE	0- 0	0- 0	8- 3			
5- 0	0- 0	0- 0	HOME	0- 0	0- 0	5- 0			
3- 3	0- 0	0- 0	AWAY	0- 0	0- 0	3- 3			
0- 0	0- 0	0- 0	NEUTRAL	0- 0	0- 0	0- 0			

RPI 1-25				RPI 26-50				RPI 51-100				RPI 101+ Team's RPI: 176			
RPI	S	Opponent	Score	RPI	S	Opponent	Score	RPI	S	Opponent	Score	RPI	S	Opponent	Score
13	A	Oregon St.	32 64	39	H	Texas	73 60	85	H	Penn	55 70	114	H	Texas Southern	57 74
16	H	NC State	59 68									123	A	Idaho	52 67
												135	A	Washington	62 50
												161	A	UC Davis	49 62
												187	A	Pepperdine	52 51
												241	H	Cal St. Fullerton	79 72
												243	H	San Diego St.	61 58
												262	A	Long Beach St.	55 62
												262	H	Long Beach St.	68 44
												262	H	North Texas	60 66
												276	A	UC Santa Barbara	63 51
												285	A	CSUN	54 58
												285	H	CSUN	70 66
												286	A	LMU (CA)	51 65
												289	A	UC Riverside	65 59
												289	H	UC Riverside	80 57
												300	H	UC Irvine	94 70
												304	H	UTSA	62 50
												310	A	Cal Poly	59 46
LAST 10 Division I															
285	H	CSUN	70 66	289	A	UC Riverside	65 59								
276	A	UC Santa Barbara	63 51	262	A	Long Beach St.	55 62								
310	A	Cal Poly	59 46	241	H	Cal St. Fullerton	79 72								
262	H	Long Beach St.	68 44	289	H	UC Riverside	80 57								
300	H	UC Irvine	94 70	161	A	UC Davis	49 62								

Non-Div I Games: Hope Int'l 86 49

Hawaii

■ Loss,
 ■ Non-Conf, S Site,
 ■ Home
 ■ Away
 N Neutral

Average RPI Win:	270	WON-LOST	WINNING	LAST 10	STRENGTH OF	OPP. STRENGTH	TEAM	ADJ.	CONF.	ADJ CONF.
Average RPI Loss:	161	RECORD	PCT. RANK	GAMES	SCHEDULE	OF SCHEDULE	RPI	RPI	RPI	RPI
DIV. I ONLY	11- 12	193	7-3	202	327	191	191	25	25	
DIV. I NON-CONF.	2- 7	288	0	179	279	272	272	28	28	
TOTALS	RPI 1-25	RPI 26-50	W-L RECORDS	RPI 51-100	RPI 101-150	RPI 150+				
11- 12	0- 0	0- 1	OVERALL	0- 1	0- 4	11- 6				
6- 3	0- 0	0- 0	HOME	0- 0	0- 2	6- 1				
5- 9	0- 0	0- 1	AWAY	0- 1	0- 2	5- 5				
0- 0	0- 0	0- 0	NEUTRAL	0- 0	0- 0	0- 0				
2- 7	0- 0	0- 1	NON-CONFERENCE	0- 1	0- 2	2- 3				
1- 2	0- 0	0- 0	HOME	0- 0	0- 1	1- 1				
1- 5	0- 0	0- 1	AWAY	0- 1	0- 1	1- 2				
0- 0	0- 0	0- 0	NEUTRAL	0- 0	0- 0	0- 0				
9- 5	0- 0	0- 0	CONFERENCE	0- 0	0- 2	9- 3				
5- 1	0- 0	0- 0	HOME	0- 0	0- 1	5- 0				
4- 4	0- 0	0- 0	AWAY	0- 0	0- 1	4- 3				
0- 0	0- 0	0- 0	NEUTRAL	0- 0	0- 0	0- 0				































































RPI S	Opponent	Score	RPI S	Opponent	Score	RPI S	Opponent	Score	RPI S	Opponent	Score	Team's RPI: 191
36	A Duke	57 93	95	A Butler	52 74	103	A Campbell	36 73				
						103	H Campbell	66 68				
						124	H Davidson	63 73				
						147	A UNC Greensboro	70 82				
						159	A Hampton	81 77				
						159	H Hampton	74 59				
						166	A Norfolk St.	58 72				
						199	A American	48 56				
						212	A Gardner-Webb	57 70				
						220	H Radford	68 58				
						234	A UNC Asheville	60 76				
						256	A Winthrop	63 69				
						256	H Winthrop	94 61				
						258	A Longwood	76 69				
						259	H Col. of Charleston	70 79				
						279	H ETSU	80 62				
						307	H Presbyterian	60 55				
						324	A N.C. Central	78 58				
						331	A USC Upstate	81 45				
						331	H USC Upstate	85 46				
						343	A Charleston So.	84 70				
LAST 10 Division I												
103	H Campbell	66 68	159	A Hampton	81 77							
331	A USC Upstate	81 45	307	H Presbyterian	60 55							
159	H Hampton	74 59	258	A Longwood	76 69							
256	H Winthrop	94 61	343	A Charleston So.	84 70							
212	A Gardner-Webb	57 70	234	A UNC Asheville	60 76							

Non-Div I Games:

High Point






■ Loss,
 ■ Non-Conf,
 ■ S Site,
 ■ H Home
 ■ A Away
 N Neutral

Average RPI Win: 235	WON-LOST	WINNING	LAST 10	STRENGTH OF	OPP. STRENGTH	TEAM	ADJ.	CONF.	ADJ CONF.
Average RPI Loss: 176	RECORD	PCT. RANK	GAMES	SCHEDULE	OF SCHEDULE	RPI	RPI	RPI	RPI
DIV. I ONLY	3- 19	330	0-10	165	293	316	316	14	14
DIV. I NON-CONF.	3- 8	268	0	203	351	307	307	13	13
TOTALS	RPI 1-25	RPI 26-50	W-L RECORDS	RPI 51-100	RPI 101-150	RPI 150+			
3- 19	0- 0	0- 1	OVERALL	0- 3	1- 3	2- 12			
2- 9	0- 0	0- 0	HOME	0- 2	1- 2	1- 5			
1- 8	0- 0	0- 1	AWAY	0- 1	0- 1	1- 5			
0- 2	0- 0	0- 0	NEUTRAL	0- 0	0- 0	0- 2			
3- 8	0- 0	0- 0	NON-CONFERENCE	0- 1	1- 0	2- 7			
2- 3	0- 0	0- 0	HOME	0- 1	1- 0	1- 2			
1- 3	0- 0	0- 0	AWAY	0- 0	0- 0	1- 3			
0- 2	0- 0	0- 0	NEUTRAL	0- 0	0- 0	0- 2			
0- 11	0- 0	0- 1	CONFERENCE	0- 2	0- 3	0- 5			
0- 6	0- 0	0- 0	HOME	0- 1	0- 2	0- 3			
0- 5	0- 0	0- 1	AWAY	0- 1	0- 1	0- 2			
0- 0	0- 0	0- 0	NEUTRAL	0- 0	0- 0	0- 0			

RPI S	Opponent	Score	RPI S	Opponent	Score	RPI S	Opponent	Score	RPI S	Opponent	Score	Team's RPI: 316
			43  James Madison	50  92		55  Drexel	54  74		103  Campbell	58  55		
						55  Drexel	32  45		128  William & Mary	53  66		
						66  Stony Brook	38  81		137  Elon	56  69		
									144  Northeastern	51  74		
									170 N Houston	44  54		
									173 N Samford	45  65		
									180  Towson	71  84		
									184  Delaware	59  80		
									184  Delaware	67  77		
									188  Cleveland St.	51  61		
									216  Fairfield	64  73		
									254  Morgan St.	51  39		
									255  Howard	64  73		
									259  Col. of Charleston	60  63		
									268  UNCW	59  62		
									303  Sacred Heart	44  71		
									336  LIU Brooklyn	46  85		
									348  Hartford	43  41		
LAST 10 Division I												
184  Delaware	67  77	43  James Madison	50  92									
55  Drexel	32  45	137  Elon	56  69									
259  Col. of Charleston	60  63	128  William & Mary	53  66									
268  UNCW	59  62	55  Drexel	54  74									
180  Towson	71  84	184  Delaware	59  80									

Non-Div I Games:

Hofstra

 Loss,
  Non-Conf,
  S Site,
  Home
  Away
 N Neutral

Holy Cross

Through Games Of Feb. 13, 2020

Average RPI Win:	218	WON-LOST	WINNING	LAST 10	STRENGTH OF	OPP. STRENGTH	TEAM	ADJ.	CONF.	ADJ CONF.
Average RPI Loss:	150	RECORD	PCT. RANK	GAMES	SCHEDULE	OF SCHEDULE	RPI	RPI	RPI	RPI
DIV. I ONLY	14- 9	105	5-5	212	190	130	130	15	15	
DIV. I NON-CONF.	7- 4	100	0	252	244	117	117	16	16	
TOTALS	RPI 1-25	RPI 26-50	W-L RECORDS	RPI 51-100	RPI 101-150	RPI 150+				
14- 9	0- 0	0- 0	OVERALL	1- 2	2- 3	11- 4				
8- 2	0- 0	0- 0	HOME	1- 1	1- 1	6- 0				
6- 7	0- 0	0- 0	AWAY	0- 1	1- 2	5- 4				
0- 0	0- 0	0- 0	NEUTRAL	0- 0	0- 0	0- 0				
7- 4	0- 0	0- 0	NON-CONFERENCE	1- 0	0- 1	6- 3				
4- 0	0- 0	0- 0	HOME	1- 0	0- 0	3- 0				
3- 4	0- 0	0- 0	AWAY	0- 0	0- 1	3- 3				
0- 0	0- 0	0- 0	NEUTRAL	0- 0	0- 0	0- 0				
7- 5	0- 0	0- 0	CONFERENCE	0- 2	2- 2	5- 1				
4- 2	0- 0	0- 0	HOME	0- 1	1- 1	3- 0				
3- 3	0- 0	0- 0	AWAY	0- 1	1- 1	2- 1				
0- 0	0- 0	0- 0	NEUTRAL	0- 0	0- 0	0- 0				

RPI S	Opponent	Score	RPI S	Opponent	Score	RPI S	Opponent	Score	RPI S	Opponent	Score	Team's RPI: 130
						73	H Boston College	80 71	115	A North Florida	60 80	
						75	H Bucknell	40 51	129	A Lehigh	74 57	
						96	A Colgate	60 71	129	H Lehigh	65 62	
									131	A Boston U.	70 76	
									131	H Boston U.	51 62	
									151	A Massachusetts	72 75	
									168	H Lafayette	57 56	
									172	A Rhode Island	58 73	
									175	A Illinois	75 78	
									197	H Merrimack	68 42	
									199	H American	72 59	
									210	A Stetson	75 63	
									211	A Brown	83 71	
									252	A Loyola Maryland	64 56	
									269	H New Hampshire	82 61	
									297	A Navy	58 49	
									297	H Navy	57 43	
									302	A Army West Point	48 61	
									303	A Sacred Heart	65 52	
									315	H Bryant	87 75	
LAST 10 Division I												
			129	H Lehigh	65 62		129	A Lehigh	74 57			
			131	H Boston U.	51 62		199	H American	72 59			
			96	A Colgate	60 71		302	A Army West Point	48 61			
			297	H Navy	57 43		75	H Bucknell	40 51			
			131	A Boston U.	70 76		168	H Lafayette	57 56			

Non-Div I Games:

Holy Cross

Loss, Non-Conf, S Site, H Home A Away N Neutral

Average RPI Win:	216	WON-LOST	WINNING	LAST 10	STRENGTH OF	OPP. STRENGTH	TEAM	ADJ.	CONF.	ADJ CONF.
Average RPI Loss:	99	RECORD	PCT. RANK	GAMES	SCHEDULE	OF SCHEDULE	RPI	RPI	RPI	RPI
DIV. I ONLY	12- 13	189	4-6	136	83	170	170	9	9	
DIV. I NON-CONF.	7- 7	164	0	173	100	178	178	9	9	
TOTALS	RPI 1-25	RPI 26-50	W-L RECORDS	RPI 51-100	RPI 101-150	RPI 150+				
12- 13	0- 2	1- 2	OVERALL	0- 6	2- 0	9- 3				
9- 3	0- 0	1- 2	HOME	0- 1	1- 0	7- 0				
1- 8	0- 2	0- 0	AWAY	0- 4	1- 0	0- 2				
2- 2	0- 0	0- 0	NEUTRAL	0- 1	0- 0	2- 1				
7- 7	0- 1	1- 1	NON-CONFERENCE	0- 3	0- 0	6- 2				
5- 1	0- 0	1- 1	HOME	0- 0	0- 0	4- 0				
0- 4	0- 1	0- 0	AWAY	0- 2	0- 0	0- 1				
2- 2	0- 0	0- 0	NEUTRAL	0- 1	0- 0	2- 1				
5- 6	0- 1	0- 1	CONFERENCE	0- 3	2- 0	3- 1				
4- 2	0- 0	0- 1	HOME	0- 1	1- 0	3- 0				
1- 4	0- 1	0- 0	AWAY	0- 2	1- 0	0- 1				
0- 0	0- 0	0- 0	NEUTRAL	0- 0	0- 0	0- 0				

RPI 1-25				RPI 26-50				RPI 51-100				RPI 101+ Team's RPI: 170			
RPI	S	Opponent	Score	RPI	S	Opponent	Score	RPI	S	Opponent	Score	RPI	S	Opponent	Score
8	A	UConn	51 91	26	H	FGCU	45 57	58	A	South Fla.	45 74	148	A	Tulane	66 60
18	A	Texas A&M	43 72	45	H	Oklahoma	85 69	72	N	Syracuse	62 87	149	H	Memphis	75 65
				49	H	UCF	49 67	74	H	Temple	58 61	162	H	Wichita St.	64 56
								82	A	Cincinnati	66 85	204	H	Southern Miss.	75 60
								89	A	Georgia Tech	38 69	208	A	New Mexico	71 81
								99	A	Fordham	54 63	224	H	Southeastern La.	78 65
												231	N	San Francisco	57 80
												232	H	Louisiana Tech	67 53
												235	H	SMU	55 53
												272	A	East Carolina	50 53
												272	H	East Carolina	72 63
												292	N	California Baptist	96 75
												316	N	Hofstra	54 44
												318	H	Houston Baptist	82 60
LAST 10 Division I															
				49	H	UCF	49 67	162	H	Wichita St.	64 56				
				272	A	East Carolina	50 53	82	A	Cincinnati	66 85				
				235	H	SMU	55 53	272	H	East Carolina	72 63				
				148	A	Tulane	66 60	8	A	UConn	51 91				
				58	A	South Fla.	45 74	74	H	Temple	58 61				

Non-Div I Games:

Houston

■ Loss,
 ■ Non-Conf,
 ■ S Site,
 ■ H Home
 ■ A Away
 N Neutral

Houston Baptist

Through Games Of Feb. 13, 2020

Average RPI Win:	284	WON-LOST	WINNING	LAST 10	STRENGTH OF	OPP. STRENGTH	TEAM	ADJ.	CONF.	ADJ CONF.
Average RPI Loss:	193	RECORD	PCT. RANK	GAMES	SCHEDULE	OF SCHEDULE	RPI	RPI	RPI	RPI
DIV. I ONLY	3- 17	325	1-9	259	310	318	318	23	23	
DIV. I NON-CONF.	2- 5	259	0	117	296	184	184	23	23	
TOTALS	RPI 1-25	RPI 26-50	W-L RECORDS	RPI 51-100	RPI 101-150	RPI 150+				
3- 17	0- 1	0- 0	OVERALL	0- 1	0- 3	3- 12				
0- 7	0- 0	0- 0	HOME	0- 1	0- 1	0- 5				
3- 10	0- 1	0- 0	AWAY	0- 0	0- 2	3- 7				
0- 0	0- 0	0- 0	NEUTRAL	0- 0	0- 0	0- 0				
2- 5	0- 1	0- 0	NON-CONFERENCE	0- 0	0- 1	2- 3				
0- 1	0- 0	0- 0	HOME	0- 0	0- 0	0- 1				
2- 4	0- 1	0- 0	AWAY	0- 0	0- 1	2- 2				
0- 0	0- 0	0- 0	NEUTRAL	0- 0	0- 0	0- 0				
1- 12	0- 0	0- 0	CONFERENCE	0- 1	0- 2	1- 9				
0- 6	0- 0	0- 0	HOME	0- 1	0- 1	0- 4				
1- 6	0- 0	0- 0	AWAY	0- 0	0- 1	1- 5				
0- 0	0- 0	0- 0	NEUTRAL	0- 0	0- 0	0- 0				

RPI 1-25				RPI 26-50				RPI 51-100				RPI 101+ Team's RPI: 318			
RPI	S	Opponent	Score	RPI	S	Opponent	Score	RPI	S	Opponent	Score	RPI	S	Opponent	Score
6	A	Baylor	42 112					92	H	SFA	42 59	111	H	A&M-Corpus Christi	65 75
												127	A	Abilene Christian	54 71
												150	A	Texas Tech	51 59
												155	A	New Orleans	84 88
												158	H	Sam Houston St.	69 97
												162	A	Wichita St.	42 59
												169	H	Northern Ariz.	62 79
												170	A	Houston	60 82
												215	A	Oral Roberts	74 73
												224	H	Southeastern La.	59 69
												225	A	Central Ark.	39 63
												249	A	Lamar University	53 60
												281	H	Nicholls St.	78 84
												288	A	Incarnate Word	60 55
												335	A	Northwestern St.	60 69
												335	H	Northwestern St.	46 54
												337	A	McNeese	72 88
												349	A	La.-Monroe	72 65
LAST 10 Division I															
127	A	Abilene Christian	54 71	337	A	McNeese	72 88								
335	H	Northwestern St.	46 54	281	H	Nicholls St.	78 84								
155	A	New Orleans	84 88	158	H	Sam Houston St.	69 97								
111	H	A&M-Corpus Christi	65 75	249	A	Lamar University	53 60								
288	A	Incarnate Word	60 55	335	A	Northwestern St.	60 69								

Non-Div I Games: LSU-Shreveport 67 44 Paul Quinn 63 34

Houston Baptist

Loss, Non-Conf, S Site, H Home A Away N Neutral

Average RPI Win:	309	WON-LOST	WINNING	LAST 10	STRENGTH OF	OPP. STRENGTH	TEAM	ADJ.	CONF.	ADJ CONF.
Average RPI Loss:	142	RECORD	PCT. RANK	GAMES	SCHEDULE	OF SCHEDULE	RPI	RPI	RPI	RPI
DIV. I ONLY	14- 10	119	5-5	348	285	255	255	29	29	
DIV. I NON-CONF.	8- 5	117	0	314	213	186	186	29	29	
TOTALS	RPI 1-25	RPI 26-50	W-L RECORDS	RPI 51-100	RPI 101-150	RPI 150+				
14- 10	0- 0	0- 1	OVERALL	0- 2	0- 3	14- 4				
6- 4	0- 0	0- 0	HOME	0- 0	0- 1	6- 3				
8- 4	0- 0	0- 1	AWAY	0- 1	0- 1	8- 1				
0- 2	0- 0	0- 0	NEUTRAL	0- 1	0- 1	0- 0				
8- 5	0- 0	0- 1	NON-CONFERENCE	0- 2	0- 1	8- 1				
3- 1	0- 0	0- 0	HOME	0- 0	0- 0	3- 1				
5- 2	0- 0	0- 1	AWAY	0- 1	0- 0	5- 0				
0- 2	0- 0	0- 0	NEUTRAL	0- 1	0- 1	0- 0				
6- 5	0- 0	0- 0	CONFERENCE	0- 0	0- 2	6- 3				
3- 3	0- 0	0- 0	HOME	0- 0	0- 1	3- 2				
3- 2	0- 0	0- 0	AWAY	0- 0	0- 1	3- 1				
0- 0	0- 0	0- 0	NEUTRAL	0- 0	0- 0	0- 0				

RPI S	Opponent	Score	RPI S	Opponent	Score	RPI S	Opponent	Score	RPI S	Opponent	Score	Team's RPI: 255
47	A Tennessee	38 88	58	A South Fla.	53 82	117	A Bethune-Cookman	59 88	117	H Bethune-Cookman	59 75	
			75	N Bucknell	60 70	135	N Washington	58 75	166	H Norfolk St.	80 83	
						194	H La Salle	62 78	230	A George Mason	86 75	
						252	A Loyola Maryland	75 69	254	A Morgan St.	67 74	
						254	H Morgan St.	52 68	266	H Niagara	91 42	
						272	A East Carolina	67 51	294	A UMBC	72 61	
						316	A Hofstra	73 64	319	A UMES	79 58	
						326	H Fairleigh Dickinson	64 56	330	H Saint Peter's	92 80	
						342	A Coppin St.	66 54	342	H Coppin St.	64 52	
						344	A Florida A&M	82 56	344	H Florida A&M	72 58	
						346	H South Carolina St.	78 47				
LAST 10 Division I												
117	A Bethune-Cookman	59 88	344	H Florida A&M	72 58							
344	A Florida A&M	82 56	254	A Morgan St.	67 74							
342	H Coppin St.	64 52	346	H South Carolina St.	78 47							
254	H Morgan St.	52 68	166	H Norfolk St.	80 83							
342	A Coppin St.	66 54	117	H Bethune-Cookman	59 75							

Non-Div I Games:

Howard

■ Loss,
 ■ Non-Conf,
 ■ S Site,
 ■ H Home
 ■ A Away
 N Neutral

Average RPI Win: 205	WON-LOST	WINNING	LAST 10	STRENGTH OF	OPP. STRENGTH	TEAM	ADJ.	CONF.	ADJ CONF.
Average RPI Loss: 101	RECORD	PCT. RANK	GAMES	SCHEDULE	OF SCHEDULE	RPI	RPI	RPI	RPI
DIV. I ONLY	18- 6	42	10-0	144	194	50	50	22	22
DIV. I NON-CONF.	5- 5	164	0	46	21	64	64	19	19
TOTALS	RPI 1-25	RPI 26-50	W-L RECORDS	RPI 51-100	RPI 101-150	RPI 150+			
18- 6	0- 0	0- 1	OVERALL	3- 4	2- 0	13- 1			
9- 0	0- 0	0- 0	HOME	2- 0	0- 0	7- 0			
7- 6	0- 0	0- 1	AWAY	0- 4	1- 0	6- 1			
2- 0	0- 0	0- 0	NEUTRAL	1- 0	1- 0	0- 0			
5- 5	0- 0	0- 1	NON-CONFERENCE	3- 4	1- 0	1- 0			
3- 0	0- 0	0- 0	HOME	2- 0	0- 0	1- 0			
0- 5	0- 0	0- 1	AWAY	0- 4	0- 0	0- 0			
2- 0	0- 0	0- 0	NEUTRAL	1- 0	1- 0	0- 0			
13- 1	0- 0	0- 0	CONFERENCE	0- 0	1- 0	12- 1			
6- 0	0- 0	0- 0	HOME	0- 0	0- 0	6- 0			
7- 1	0- 0	0- 0	AWAY	0- 0	1- 0	6- 1			
0- 0	0- 0	0- 0	NEUTRAL	0- 0	0- 0	0- 0			

RPI S	Opponent	Score	RPI S	Opponent	Score	RPI S	Opponent	Score	RPI S	Opponent	Score
48	A Ohio	64	70	59	A UNI	50	51	136	A Green Bay	54	42
				60	N St. John's (NY)	85	78	137	N Elon	59	53
				64	H Ball St.	65	48	160	A Wright St.	62	58
				70	A UT Martin	51	57	160	H Wright St.	80	60
				86	H Southern Ill.	81	78	188	A Cleveland St.	78	53
				88	A Miami (FL)	65	74	188	H Cleveland St.	58	48
				95	A Butler	61	64	201	H Northern Ky.	89	61
								236	A Milwaukee	75	52
								245	A Youngstown St.	73	75
								245	H Youngstown St.	77	69
								257	H Eastern Ky.	72	42
								283	A Oakland	89	63
								283	H Oakland	76	41
								328	A Detroit Mercy	95	54
								328	H Detroit Mercy	82	45
								341	A UIC	88	49
LAST 10 Division I											
160	A Wright St.	62	58	341	A UIC	88	49				
283	A Oakland	89	63	236	A Milwaukee	75	52				
328	A Detroit Mercy	95	54	136	A Green Bay	54	42				
245	H Youngstown St.	77	69	160	H Wright St.	80	60				
188	H Cleveland St.	58	48	201	H Northern Ky.	89	61				

Non-Div I Games: Ind.-Northwest 103 45

IUPUI

Loss, Non-Conf, S Site, H Home A Away N Neutral

Idaho

Through Games Of Feb. 13, 2020

Average RPI Win: 226	WON-LOST	WINNING	LAST 10	STRENGTH OF	OPP. STRENGTH	TEAM	ADJ.	CONF.	ADJ CONF.
Average RPI Loss: 126	RECORD	PCT. RANK	GAMES	SCHEDULE	OF SCHEDULE	RPI	RPI	RPI	RPI
DIV. I ONLY	14- 8	88	7-3	211	162	123	123	18	18
DIV. I NON-CONF.	5- 4	140	0	119	120	96	96	17	17
TOTALS	RPI 1-25	RPI 26-50	W-L RECORDS	RPI 51-100	RPI 101-150	RPI 150+			
14- 8	0- 0	0- 2	OVERALL	1- 2	1- 0	12- 4			
7- 2	0- 0	0- 0	HOME	0- 1	0- 0	7- 1			
7- 4	0- 0	0- 1	AWAY	1- 1	1- 0	5- 2			
0- 2	0- 0	0- 1	NEUTRAL	0- 0	0- 0	0- 1			
5- 4	0- 0	0- 2	NON-CONFERENCE	0- 1	1- 0	4- 1			
2- 0	0- 0	0- 0	HOME	0- 0	0- 0	2- 0			
3- 2	0- 0	0- 1	AWAY	0- 1	1- 0	2- 0			
0- 2	0- 0	0- 1	NEUTRAL	0- 0	0- 0	0- 1			
9- 4	0- 0	0- 0	CONFERENCE	1- 1	0- 0	8- 3			
5- 2	0- 0	0- 0	HOME	0- 1	0- 0	5- 1			
4- 2	0- 0	0- 0	AWAY	1- 0	0- 0	3- 2			
0- 0	0- 0	0- 0	NEUTRAL	0- 0	0- 0	0- 0			

RPI S	Opponent	Score	RPI S	Opponent	Score	RPI S	Opponent	Score	RPI S	Opponent	Score	Team's RPI: 123
28 N	Old Dominion	55 67	58 A	South Fla.	64 67	109 A	San Diego	65 32	109 A	San Diego	65 32	
46 A	Oklahoma St.	47 62	87 A	Montana St.	69 68	169 H	Northern Ariz.	70 71	169 H	Northern Ariz.	70 71	
			87 H	Montana St.	56 62	171 A	Montana	60 69	171 A	Montana	60 69	
						171 H	Montana	52 51	171 H	Montana	52 51	
						176 H	Hawaii	67 52	176 H	Hawaii	67 52	
						189 A	Southern Utah	71 56	189 A	Southern Utah	71 56	
						193 H	Idaho St.	62 56	193 H	Idaho St.	62 56	
						202 A	Portland St.	53 74	202 A	Portland St.	53 74	
						222 A	Northern Colo.	57 46	222 A	Northern Colo.	57 46	
						231 A	San Francisco	66 60	231 A	San Francisco	66 60	
						249 N	Lamar University	44 47	249 N	Lamar University	44 47	
						253 H	Colorado St.	61 54	253 H	Colorado St.	61 54	
						296 H	Sacramento St.	70 44	296 H	Sacramento St.	70 44	
						306 A	Seattle U	90 84	306 A	Seattle U	90 84	
						308 A	Eastern Wash.	75 46	308 A	Eastern Wash.	75 46	
						308 H	Eastern Wash.	69 60	308 H	Eastern Wash.	69 60	
						321 H	Weber St.	70 50	321 H	Weber St.	70 50	
LAST 10 Division I												
308 A	Eastern Wash.	75 46	189 A	Southern Utah	71 56							
171 A	Montana	60 69	222 A	Northern Colo.	57 46							
87 H	Montana St.	56 62	171 H	Montana	52 51							
296 H	Sacramento St.	70 44	308 H	Eastern Wash.	69 60							
169 H	Northern Ariz.	70 71	87 A	Montana St.	69 68							

Non-Div I Games:

Idaho

■ Loss,
 ■ Non-Conf,
 S Site,
 ■ Home
 ■ Away
 N Neutral

Average RPI Win:	260	WON-LOST	WINNING	LAST 10	STRENGTH OF	OPP. STRENGTH	TEAM	ADJ.	CONF.	ADJ CONF.
Average RPI Loss:	141	RECORD	PCT. RANK	GAMES	SCHEDULE	OF SCHEDULE	RPI	RPI	RPI	RPI
DIV. I ONLY	10- 11	195	6-4	240	197	193	193	18	18	
DIV. I NON-CONF.	2- 5	259	0	255	107	263	263	17	17	
TOTALS	RPI 1-25	RPI 26-50	W-L RECORDS	RPI 51-100	RPI 101-150	RPI 150+				
10- 11	0- 0	0- 3	OVERALL	0- 2	0- 1	10- 5				
4- 4	0- 0	0- 0	HOME	0- 1	0- 0	4- 3				
6- 7	0- 0	0- 3	AWAY	0- 1	0- 1	6- 2				
0- 0	0- 0	0- 0	NEUTRAL	0- 0	0- 0	0- 0				
2- 5	0- 0	0- 3	NON-CONFERENCE	0- 0	0- 0	2- 2				
1- 1	0- 0	0- 0	HOME	0- 0	0- 0	1- 1				
1- 4	0- 0	0- 3	AWAY	0- 0	0- 0	1- 1				
0- 0	0- 0	0- 0	NEUTRAL	0- 0	0- 0	0- 0				
8- 6	0- 0	0- 0	CONFERENCE	0- 2	0- 1	8- 3				
3- 3	0- 0	0- 0	HOME	0- 1	0- 0	3- 2				
5- 3	0- 0	0- 0	AWAY	0- 1	0- 1	5- 1				
0- 0	0- 0	0- 0	NEUTRAL	0- 0	0- 0	0- 0				

RPI 1-25				RPI 26-50				RPI 51-100				RPI 101+				Team's RPI: 193	
RPI	S	Opponent	Score	RPI	S	Opponent	Score	RPI	S	Opponent	Score	RPI	S	Opponent	Score		
				29	A	Arizona St.	69 74	87	A	Montana St.	59 67	123	A	Idaho	56 62		
				36	A	Duke	66 85	87	H	Montana St.	55 74	169	A	Northern Ariz.	79 76		
				46	A	Oklahoma St.	52 70					169	H	Northern Ariz.	59 70		
												171	A	Montana	67 53		
												189	A	Southern Utah	65 72		
												189	H	Southern Utah	73 54		
												202	H	Portland St.	64 69		
												222	H	Northern Colo.	59 39		
												290	A	Utah St.	61 69		
												292	H	California Baptist	68 74		
												296	A	Sacramento St.	75 51		
												296	H	Sacramento St.	80 62		
												306	H	Seattle U	73 48		
												308	A	Eastern Wash.	67 47		
												320	A	Utah Valley	88 61		
												321	A	Weber St.	65 54		
LAST 10 Division I																	
				87	H	Montana St.	55 74	87	A	Montana St.	59 67						
				296	A	Sacramento St.	75 51	171	A	Montana	67 53						
				169	A	Northern Ariz.	79 76	202	H	Portland St.	64 69						
				189	H	Southern Utah	73 54	321	A	Weber St.	65 54						
				222	H	Northern Colo.	59 39	169	H	Northern Ariz.	59 70						

Non-Div I Games: Arizona Christian 93 36 Montana Tech 83 57

Idaho St.

■ Loss,
■ Non-Conf,
■ S Site,
■ H Home
■ A Away
N Neutral

Average RPI Win:	231	WON-LOST	WINNING	LAST 10	STRENGTH OF	OPP. STRENGTH	TEAM	ADJ.	CONF.	ADJ CONF.
Average RPI Loss:	43	RECORD	PCT. RANK	GAMES	SCHEDULE	OF SCHEDULE	RPI	RPI	RPI	RPI
DIV. I ONLY	11- 13	201	2-8	104	51	175	175	2	2	
DIV. I NON-CONF.	9- 2	37	0	328	284	165	165	2	2	
TOTALS	RPI 1-25	RPI 26-50	W-L RECORDS	RPI 51-100	RPI 101-150	RPI 150+				
11- 13	0- 7	0- 1	OVERALL	1- 4	2- 1	8- 0				
9- 7	0- 4	0- 0	HOME	1- 2	1- 1	7- 0				
2- 6	0- 3	0- 1	AWAY	0- 2	1- 0	1- 0				
0- 0	0- 0	0- 0	NEUTRAL	0- 0	0- 0	0- 0				
9- 2	0- 0	0- 0	NON-CONFERENCE	0- 2	2- 0	7- 0				
8- 1	0- 0	0- 0	HOME	0- 1	1- 0	7- 0				
1- 1	0- 0	0- 0	AWAY	0- 1	1- 0	0- 0				
0- 0	0- 0	0- 0	NEUTRAL	0- 0	0- 0	0- 0				
2- 11	0- 7	0- 1	CONFERENCE	1- 2	0- 1	1- 0				
1- 6	0- 4	0- 0	HOME	1- 1	0- 1	0- 0				
1- 5	0- 3	0- 1	AWAY	0- 1	0- 0	1- 0				
0- 0	0- 0	0- 0	NEUTRAL	0- 0	0- 0	0- 0				

RPI S	Opponent	Score	RPI S	Opponent	Score	RPI S	Opponent	Score	RPI S	Opponent	Score	Team's RPI: 175
3	H Maryland	60 79	37	A Purdue	67 81	54	A Rutgers	41 72	130	H Holy Cross	78 75	
9	A Iowa	72 108				54	H Rutgers	51 75	133	A Missouri	58 51	
14	H Northwestern	50 77				62	H Minnesota	74 71	141	H Wisconsin	64 73	
15	A Indiana	42 83				77	H Illinois St.	58 74	182	H Austin Peay	76 62	
15	H Indiana	54 59				94	A North Carolina	60 85	197	H Merrimack	75 72	
25	A Ohio St.	47 77							209	A Penn St.	70 66	
25	H Ohio St.	58 78							307	H Presbyterian	71 52	
									315	H Bryant	69 55	
									323	H Evansville	59 44	
									333	H Ark.-Pine Bluff	65 50	
									350	H Chicago St.	96 66	
LAST 10 Division I												
15	H Indiana	54 59	3	H Maryland	60 79							
209	A Penn St.	70 66	25	A Ohio St.	47 77							
25	H Ohio St.	58 78	37	A Purdue	67 81							
141	H Wisconsin	64 73	62	H Minnesota	74 71							
54	A Rutgers	41 72	54	H Rutgers	51 75							

Non-Div I Games:

Illinois

Loss, Non-Conf, S Site, H Home A Away N Neutral

Average RPI Win: 186		WON-LOST	WINNING	LAST 10	STRENGTH OF	OPP. STRENGTH	TEAM	ADJ.	CONF.	ADJ CONF.
Average RPI Loss: 71		RECORD	PCT. RANK	GAMES	SCHEDULE	OF SCHEDULE	RPI	RPI	RPI	RPI
DIV. I ONLY		12- 8	110	5-5	75	118	77	77	7	7
DIV. I NON-CONF.		7- 3	80	0	140	198	62	62	7	7
TOTALS		RPI 1-25	RPI 26-50		W-L RECORDS		RPI 51-100	RPI 101-150	RPI 150+	
12- 8	0- 1	0- 4		OVERALL		3- 1	0- 1		9- 1	
8- 2	0- 0	0- 2		HOME		2- 0	0- 0		6- 0	
4- 6	0- 1	0- 2		AWAY		1- 1	0- 1		3- 1	
0- 0	0- 0	0- 0		NEUTRAL		0- 0	0- 0		0- 0	
7- 3	0- 0	0- 1		NON-CONFERENCE		1- 1	0- 0		6- 1	
5- 0	0- 0	0- 0		HOME		1- 0	0- 0		4- 0	
2- 3	0- 0	0- 1		AWAY		0- 1	0- 0		2- 1	
0- 0	0- 0	0- 0		NEUTRAL		0- 0	0- 0		0- 0	
5- 5	0- 1	0- 3		CONFERENCE		2- 0	0- 1		3- 0	
3- 2	0- 0	0- 2		HOME		1- 0	0- 0		2- 0	
2- 3	0- 1	0- 1		AWAY		1- 0	0- 1		1- 0	
0- 0	0- 0	0- 0		NEUTRAL		0- 0	0- 0		0- 0	

RPI 1-25				RPI 26-50				RPI 51-100				RPI 101+			
RPI	S	Opponent	Score	RPI	S	Opponent	Score	RPI	S	Opponent	Score	RPI	S	Opponent	Score
4	A	Missouri St.	74 87	32	A	Marquette	41 58	59	H	UNI	65 57	132	A	Loyola Chicago	64 69
				34	H	Drake	67 69	70	H	UT Martin	70 47	157	H	Jackson St.	77 55
				41	A	Bradley	61 76	86	A	Southern Ill.	62 54	167	H	Northern Ill.	69 66
				41	H	Bradley	62 66	98	A	Saint Louis	56 61	175	A	Illinois	74 58
												178	A	Valparaiso	72 60
												182	A	Austin Peay	72 77
												196	H	Western Ill.	78 65
												205	A	North Dakota	66 58
												273	H	Indiana St.	83 69
												323	H	Evansville	81 58
												339	H	SIUE	74 53
EAST 10 Division I															
				41	H	Bradley	62 66	132	A	Loyola Chicago	64 69				
				4	A	Missouri St.	74 87	178	A	Valparaiso	72 60				
				86	A	Southern Ill.	62 54	41	A	Bradley	61 76				
				59	H	UNI	65 57	323	H	Evansville	81 58				
				34	H	Drake	67 69	273	H	Indiana St.	83 69				

Non-Div I Games:	Truman	87	60
------------------	--------	----	----

Illinois St.

■ Loss, ■ Non-Conf, S Site, H Home A Away N Neutral

Average RPI Win:	260	WON-LOST	WINNING	LAST 10	STRENGTH OF	OPP. STRENGTH	TEAM	ADJ.	CONF.	ADJ CONF.
Average RPI Loss:	189	RECORD	PCT. RANK	GAMES	SCHEDULE	OF SCHEDULE	RPI	RPI	RPI	RPI
DIV. I ONLY	7- 11	247	5-5	317	266	288	288	23	23	
DIV. I NON-CONF.	0- 5	338	0	311	112	348	348	23	23	
TOTALS	RPI 1-25	RPI 26-50	W-L RECORDS	RPI 51-100	RPI 101-150	RPI 150+				
7- 11	0- 0	0- 1	OVERALL	0- 1	1- 2	6- 7				
3- 5	0- 0	0- 0	HOME	0- 0	0- 1	3- 4				
4- 6	0- 0	0- 1	AWAY	0- 1	1- 1	3- 3				
0- 0	0- 0	0- 0	NEUTRAL	0- 0	0- 0	0- 0				
0- 5	0- 0	0- 1	NON-CONFERENCE	0- 0	0- 1	0- 3				
0- 1	0- 0	0- 0	HOME	0- 0	0- 0	0- 1				
0- 4	0- 0	0- 1	AWAY	0- 0	0- 1	0- 2				
0- 0	0- 0	0- 0	NEUTRAL	0- 0	0- 0	0- 0				
7- 6	0- 0	0- 0	CONFERENCE	0- 1	1- 1	6- 4				
3- 4	0- 0	0- 0	HOME	0- 0	0- 1	3- 3				
4- 2	0- 0	0- 0	AWAY	0- 1	1- 0	3- 1				
0- 0	0- 0	0- 0	NEUTRAL	0- 0	0- 0	0- 0				

RPI S	Opponent	Score	RPI S	Opponent	Score	RPI S	Opponent	Score	RPI S	Opponent	Score	Team's RPI: 288
48	A Ohio	41 78	92	A SFA	45 67	104	A Kansas St.	41 85	111	H A&M-Corpus Christi	38 64	
						127	A Abilene Christian	71 70	155	H New Orleans	55 67	
						158	A Sam Houston St.	77 74	224	A Southeastern La.	44 58	
						225	H Central Ark.	37 47	243	H San Diego St.	48 57	
						249	A Lamar University	67 48	253	A Colorado St.	47 75	
						281	H Nicholls St.	53 51	304	A UTSA	56 63	
						318	H Houston Baptist	55 60	335	A Northwestern St.	69 67	
						335	H Northwestern St.	76 39	337	H McNeese	73 56	
LAST 10 Division I												
335	H Northwestern St.	76 39	111	H A&M-Corpus Christi	38 64							
224	A Southeastern La.	44 58	249	A Lamar University	67 48							
158	A Sam Houston St.	77 74	92	A SFA	45 67							
127	A Abilene Christian	71 70	337	H McNeese	73 56							
318	H Houston Baptist	55 60	155	H New Orleans	55 67							

Non-Div I Games: Schreiner 70 35 Tex. A&M Int'l 55 38 Paul Quinn 79 62 UNKNOWN 74 52 Incarnate Word

Average RPI Win:	123	WON-LOST	WINNING	LAST 10	STRENGTH OF	OPP. STRENGTH	TEAM	ADJ.	CONF.	ADJ CONF.
Average RPI Loss:	7	RECORD	PCT. RANK	GAMES	SCHEDULE	OF SCHEDULE	RPI	RPI	RPI	RPI
DIV. I ONLY	20- 6	41	6-4	8	15	15	15	2	2	
DIV. I NON-CONF.	10- 2	29	0	10	42	10	10	2	2	
TOTALS	RPI 1-25	RPI 26-50	W-L RECORDS	RPI 51-100	RPI 101-150	RPI 150+				
20- 6	1- 6	2- 0	OVERALL	7- 0	3- 0	7- 0				
10- 3	0- 3	1- 0	HOME	2- 0	2- 0	5- 0				
8- 2	0- 2	1- 0	AWAY	4- 0	1- 0	2- 0				
2- 1	1- 1	0- 0	NEUTRAL	1- 0	0- 0	0- 0				
10- 2	1- 2	0- 0	NON-CONFERENCE	3- 0	2- 0	4- 0				
5- 1	0- 1	0- 0	HOME	0- 0	1- 0	4- 0				
3- 0	0- 0	0- 0	AWAY	2- 0	1- 0	0- 0				
2- 1	1- 1	0- 0	NEUTRAL	1- 0	0- 0	0- 0				
10- 4	0- 4	2- 0	CONFERENCE	4- 0	1- 0	3- 0				
5- 2	0- 2	1- 0	HOME	2- 0	1- 0	1- 0				
5- 2	0- 2	1- 0	AWAY	2- 0	0- 0	2- 0				
0- 0	0- 0	0- 0	NEUTRAL	0- 0	0- 0	0- 0				

RPI	S	Opponent	Score	RPI	S	Opponent	Score	RPI	S	Opponent	Score	RPI	S	Opponent	Score
2	N	South Carolina	71 57	37	A	Purdue	66 54	54	A	Rutgers	66 56	115	H	North Florida	72 45
3	A	Maryland	62 76	37	H	Purdue	66 48	62	H	Minnesota	65 52	140	A	Florida	73 49
3	H	Maryland	69 79					81	A	Nebraska	57 53	141	H	Wisconsin	75 65
6	N	Baylor	62 77					88	A	Miami (FL)	58 45	157	H	Jackson St.	91 51
7	H	UCLA	58 68					90	H	Michigan St.	79 67	175	A	Illinois	59 54
9	A	Iowa	85 91					93	N	Washington St.	78 44	175	H	Illinois	83 42
14	H	Northwestern	69 71					95	A	Butler	64 53	190	H	Mt. St. Mary's	75 52
												209	A	Penn St.	76 60
												245	H	Youngstown St.	93 56
												281	H	Nicholls St.	111 47
LAST 10 Division I															
175	A	Illinois	59 54	62	H	Minnesota	65 52								
81	A	Nebraska	57 53	209	A	Penn St.	76 60								
3	H	Maryland	69 79	3	A	Maryland	62 76								
37	A	Purdue	66 54	14	H	Northwestern	69 71								
141	H	Wisconsin	75 65	9	A	Iowa	85 91								

Non-Div I Games:

Indiana

■ Loss,
■ Non-Conf,
■ S Site,
■ H Home
■ A Away
N Neutral

Indiana St.

Through Games Of Feb. 13, 2020

Average RPI Win:	238	WON-LOST	WINNING	LAST 10	STRENGTH OF	OPP. STRENGTH	TEAM	ADJ.	CONF.	ADJ CONF.
Average RPI Loss:	130	RECORD	PCT. RANK	GAMES	SCHEDULE	OF SCHEDULE	RPI	RPI	RPI	RPI
DIV. I ONLY	4- 20	323	2-8	89	172	273	273	7	7	
DIV. I NON-CONF.	2- 10	313	0	208	308	301	301	7	7	
TOTALS	RPI 1-25	RPI 26-50	W-L RECORDS	RPI 51-100	RPI 101-150	RPI 150+				
4- 20	0- 1	0- 2	OVERALL	1- 5	0- 5	3- 7				
2- 8	0- 1	0- 0	HOME	1- 2	0- 2	1- 3				
2- 11	0- 0	0- 2	AWAY	0- 3	0- 3	2- 3				
0- 1	0- 0	0- 0	NEUTRAL	0- 0	0- 0	0- 1				
2- 10	0- 0	0- 0	NON-CONFERENCE	0- 2	0- 3	2- 5				
0- 4	0- 0	0- 0	HOME	0- 1	0- 1	0- 2				
2- 5	0- 0	0- 0	AWAY	0- 1	0- 2	2- 2				
0- 1	0- 0	0- 0	NEUTRAL	0- 0	0- 0	0- 1				
2- 10	0- 1	0- 2	CONFERENCE	1- 3	0- 2	1- 2				
2- 4	0- 1	0- 0	HOME	1- 1	0- 1	1- 1				
0- 6	0- 0	0- 2	AWAY	0- 2	0- 1	0- 1				
0- 0	0- 0	0- 0	NEUTRAL	0- 0	0- 0	0- 0				

RPI 1-25				RPI 26-50				RPI 51-100				RPI 101+				Team's RPI: 273	
RPI	S	Opponent	Score	RPI	S	Opponent	Score	RPI	S	Opponent	Score	RPI	S	Opponent	Score		
4	H	Missouri St.	55 76	34	A	Drake	65 105	59	A	UNI	43 73	107	A	Pacific	66 83		
				41	A	Bradley	75 91	59	H	UNI	65 63	113	H	Southeast Mo. St.	58 68		
								63	A	Colorado	46 59	125	A	Kansas	72 84		
								77	A	Illinois St.	69 83	132	A	Loyola Chicago	55 65		
								86	H	Southern Ill.	55 78	132	H	Loyola Chicago	51 58		
								98	H	Saint Louis	53 55	178	A	Valparaiso	45 61		
												178	H	Valparaiso	56 75		
												196	A	Western Ill.	72 83		
												201	H	Northern Ky.	68 70		
												228	A	Eastern Ill.	59 57		
												240	A	Murray St.	62 70		
												250	H	Marshall	60 72		
												285	N	CSUN	59 67		
												323	H	Evansville	68 58		
												341	A	UIC	61 40		
LAST 10 Division I																	
				59	H	UNI	65 63	4	H	Missouri St.	55 76						
				178	A	Valparaiso	45 61	59	A	UNI	43 73						
				132	A	Loyola Chicago	55 65	34	A	Drake	65 105						
				323	H	Evansville	68 58	132	H	Loyola Chicago	51 58						
				86	H	Southern Ill.	55 78	178	H	Valparaiso	56 75						

Non-Div I Games:

Indiana St.

■ Loss,
 ■ Non-Conf,
 ■ S Site,
 ■ H Home
 ■ A Away
 N Neutral

Average RPI Win: 275	WON-LOST	WINNING	LAST 10	STRENGTH OF	OPP. STRENGTH	TEAM	ADJ.	CONF.	ADJ CONF.
Average RPI Loss: 143	RECORD	PCT. RANK	GAMES	SCHEDULE	OF SCHEDULE	RPI	RPI	RPI	RPI
DIV. I ONLY	6- 15	289	4-6	119	252	246	246	24	24
DIV. I NON-CONF.	1- 8	322	0	16	193	209	209	25	25
TOTALS	RPI 1-25	RPI 26-50	W-L RECORDS	RPI 51-100	RPI 101-150	RPI 150+			
6- 15	0- 1	0- 0	OVERALL	0- 4	0- 3	6- 7			
1- 9	0- 0	0- 0	HOME	0- 2	0- 2	1- 5			
5- 4	0- 1	0- 0	AWAY	0- 2	0- 0	5- 1			
0- 2	0- 0	0- 0	NEUTRAL	0- 0	0- 1	0- 1			
1- 8	0- 1	0- 0	NON-CONFERENCE	0- 3	0- 2	1- 2			
0- 3	0- 0	0- 0	HOME	0- 1	0- 1	0- 1			
1- 3	0- 1	0- 0	AWAY	0- 2	0- 0	1- 0			
0- 2	0- 0	0- 0	NEUTRAL	0- 0	0- 1	0- 1			
5- 7	0- 0	0- 0	CONFERENCE	0- 1	0- 1	5- 5			
1- 6	0- 0	0- 0	HOME	0- 1	0- 1	1- 4			
4- 1	0- 0	0- 0	AWAY	0- 0	0- 0	4- 1			
0- 0	0- 0	0- 0	NEUTRAL	0- 0	0- 0	0- 0			

RPI	S	Opponent	Score	RPI	S	Opponent	Score	RPI	S	Opponent	Score	RPI	S	Opponent	Score	Team's RPI: 246
17	A	Central Mich.	50 70					66	A	Stony Brook	40 59	102	H	Rider	37 81	
								67	H	Marist	56 73	107	H	Duquesne	74 76	
								69	H	Seton Hall	37 89	135	N	Washington	34 65	
								85	A	Penn	42 74	151	H	Massachusetts	51 65	
												180	N	Towson	58 75	
												181	A	Quinnipiac	75 71	
												181	H	Quinnipiac	63 67	
												216	H	Fairfield	40 52	
												223	A	Manhattan	32 54	
												256	A	Winthrop	68 61	
												266	A	Niagara	70 58	
												266	H	Niagara	57 63	
												280	A	Monmouth	36 33	
												280	H	Monmouth	50 56	
												330	H	Saint Peter's	69 59	
												334	A	Canisius	60 57	
LAST 10 Division I																
280	H	Monmouth	50 56	223	A	Manhattan	32 54									
266	A	Niagara	70 58	330	H	Saint Peter's	69 59									
334	A	Canisius	60 57	216	H	Fairfield	40 52									
67	H	Marist	56 73	266	H	Niagara	57 63									
181	H	Quinnipiac	63 67	280	A	Monmouth	36 33									

Non-Div I Games:

Iona

■ Loss,
 ■ Non-Conf,
 S Site,
 ■ Home
 ■ Away
 N Neutral

Average RPI Win:	104	WON-LOST	WINNING	LAST 10	STRENGTH OF	OPP. STRENGTH	TEAM	ADJ.	CONF.	ADJ CONF.
Average RPI Loss:	63	RECORD	PCT. RANK	GAMES	SCHEDULE	OF SCHEDULE	RPI	RPI	RPI	RPI
DIV. I ONLY	20- 5	29	8-2	14	11	9	9	2	2	
DIV. I NON-CONF.	9- 2	37	0	53	92	20	20	2	2	
TOTALS	RPI 1-25	RPI 26-50	W-L RECORDS	RPI 51-100	RPI 101-150	RPI 150+				
20- 5	5- 1	3- 1	OVERALL	4- 2	1- 1	7- 0				
12- 0	4- 0	1- 0	HOME	2- 0	0- 0	5- 0				
6- 4	1- 1	2- 1	AWAY	1- 2	1- 0	1- 0				
2- 1	0- 0	0- 0	NEUTRAL	1- 0	0- 1	1- 0				
9- 2	1- 0	2- 0	NON-CONFERENCE	1- 1	0- 1	5- 0				
6- 0	1- 0	1- 0	HOME	0- 0	0- 0	4- 0				
1- 1	0- 0	1- 0	AWAY	0- 1	0- 0	0- 0				
2- 1	0- 0	0- 0	NEUTRAL	1- 0	0- 1	1- 0				
11- 3	4- 1	1- 1	CONFERENCE	3- 1	1- 0	2- 0				
6- 0	3- 0	0- 0	HOME	2- 0	0- 0	1- 0				
5- 3	1- 1	1- 1	AWAY	1- 1	1- 0	1- 0				
0- 0	0- 0	0- 0	NEUTRAL	0- 0	0- 0	0- 0				

RPI	S	Opponent	Score	RPI	S	Opponent	Score	RPI	S	Opponent	Score	RPI	S	Opponent	Score
3	A	Maryland	59 93	34	H	Drake	79 67	59	A	UNI	66 88	135	N	Washington	63 70
3	H	Maryland	66 61	35	A	Michigan	63 78	62	A	Minnesota	76 75	141	A	Wisconsin	85 78
14	A	Northwestern	77 51	37	A	Purdue	83 71	81	A	Nebraska	69 78	152	H	North Ala.	86 81
15	H	Indiana	91 85	44	A	Iowa St.	75 69	81	H	Nebraska	76 60	175	H	Illinois	108 72
20	H	Princeton	77 75					82	N	Cincinnati	69 61	180	N	Towson	100 72
25	H	Ohio St.	77 68					90	H	Michigan St.	74 57	192	H	Fla. Atlantic	85 53
												207	H	Clemson	74 60
												209	A	Penn St.	77 66
												324	H	N.C. Central	102 50
LAST 10 Division I															
3	A	Maryland	59 93	90	H	Michigan St.	74 57								
37	A	Purdue	83 71	25	H	Ohio St.	77 68								
81	H	Nebraska	76 60	141	A	Wisconsin	85 78								
35	A	Michigan	63 78	62	A	Minnesota	76 75								
209	A	Penn St.	77 66	15	H	Indiana	91 85								

Non-Div I Games:

Iowa

Average RPI Win:	138	WON-LOST	WINNING	LAST 10	STRENGTH OF	OPP. STRENGTH	TEAM	ADJ.	CONF.	ADJ CONF.
Average RPI Loss:	34	RECORD	PCT. RANK	GAMES	SCHEDULE	OF SCHEDULE	RPI	RPI	RPI	RPI
DIV. I ONLY	15- 8	79	6-4	28	38	44	44	3	3	
DIV. I NON-CONF.	8- 3	68	0	92	174	75	75	4	4	
TOTALS	RPI 1-25	RPI 26-50	W-L RECORDS	RPI 51-100	RPI 101-150	RPI 150+				
15- 8	0- 3	4- 3	OVERALL	1- 2	4- 0	6- 0				
10- 4	0- 2	2- 1	HOME	0- 1	3- 0	5- 0				
5- 4	0- 1	2- 2	AWAY	1- 1	1- 0	1- 0				
0- 0	0- 0	0- 0	NEUTRAL	0- 0	0- 0	0- 0				
8- 3	0- 1	0- 1	NON-CONFERENCE	1- 1	1- 0	6- 0				
6- 2	0- 1	0- 0	HOME	0- 1	1- 0	5- 0				
2- 1	0- 0	0- 1	AWAY	1- 0	0- 0	1- 0				
0- 0	0- 0	0- 0	NEUTRAL	0- 0	0- 0	0- 0				
7- 5	0- 2	4- 2	CONFERENCE	0- 1	3- 0	0- 0				
4- 2	0- 1	2- 1	HOME	0- 0	2- 0	0- 0				
3- 3	0- 1	2- 1	AWAY	0- 1	1- 0	0- 0				
0- 0	0- 0	0- 0	NEUTRAL	0- 0	0- 0	0- 0				

RPI 1-25				RPI 26-50				Team's RPI: 44	RPI 51-100				RPI 101+			
RPI	S	Opponent	Score	RPI	S	Opponent	Score		RPI	S	Opponent	Score	RPI	S	Opponent	Score
6	A	Baylor	62 83	34	A	Drake	81 86		56	A	West Virginia	71 79	104	H	Kansas St.	73 59
9	H	Iowa	69 75	39	A	Texas	69 51		59	H	UNI	63 71	114	H	Texas Southern	79 59
21	H	TCU	74 77	39	H	Texas	75 81		71	A	Alabama	75 66	125	H	Kansas	89 67
				45	A	Oklahoma	72 81						150	A	Texas Tech	96 66
				45	H	Oklahoma	63 59						152	H	North Ala.	80 72
				46	A	Oklahoma St.	64 63						155	H	New Orleans	71 53
				46	H	Oklahoma St.	74 63						160	H	Wright St.	79 71
													237	H	Southern U.	69 36
													298	A	North Dakota St.	86 58
													333	H	Ark.-Pine Bluff	90 40
LAST 10 Division I																
				39	A	Texas	69 51		125	H	Kansas	89 67				
				45	H	Oklahoma	63 59		104	H	Kansas St.	73 59				
				46	H	Oklahoma St.	74 63		46	A	Oklahoma St.	64 63				
				56	A	West Virginia	71 79		21	H	TCU	74 77				
				6	A	Baylor	62 83		45	A	Oklahoma	72 81				

Non-Div I Games:

Iowa St.

■ Loss,
 ■ Non-Conf, S Site,
 ■ Home
 ■ Away
 N Neutral

Average RPI Win:	284	WON-LOST	WINNING	LAST 10	STRENGTH OF	OPP. STRENGTH	TEAM	ADJ.	CONF.	ADJ CONF.
Average RPI Loss:	104	RECORD	PCT. RANK	GAMES	SCHEDULE	OF SCHEDULE	RPI	RPI	RPI	RPI
DIV. I ONLY	13- 8	100	10-0	287	292	157	157	32	32	
DIV. I NON-CONF.	2- 8	295	0	91	46	214	214	31	31	
TOTALS	RPI 1-25	RPI 26-50	W-L RECORDS	RPI 51-100	RPI 101-150	RPI 150+				
13- 8	0- 2	0- 1	OVERALL	0- 2	1- 1	12- 2				
8- 1	0- 1	0- 0	HOME	0- 0	1- 0	7- 0				
5- 7	0- 1	0- 1	AWAY	0- 2	0- 1	5- 2				
0- 0	0- 0	0- 0	NEUTRAL	0- 0	0- 0	0- 0				
2- 8	0- 2	0- 1	NON-CONFERENCE	0- 2	0- 1	2- 2				
1- 1	0- 1	0- 0	HOME	0- 0	0- 0	1- 0				
1- 7	0- 1	0- 1	AWAY	0- 2	0- 1	1- 2				
0- 0	0- 0	0- 0	NEUTRAL	0- 0	0- 0	0- 0				
11- 0	0- 0	0- 0	CONFERENCE	0- 0	1- 0	10- 0				
7- 0	0- 0	0- 0	HOME	0- 0	1- 0	6- 0				
4- 0	0- 0	0- 0	AWAY	0- 0	0- 0	4- 0				
0- 0	0- 0	0- 0	NEUTRAL	0- 0	0- 0	0- 0				

RPI S	Opponent	Score	RPI S	Opponent	Score	RPI S	Opponent	Score	RPI S	Opponent	Score	Team's RPI: 157
11	H Mississippi St.	53 92	41	A Bradley	69 78	77	A Illinois St.	55 77	114	H Texas Southern	81 79	
15	A Indiana	51 91				88	A Miami (FL)	68 83	148	A Tulane	46 82	
									195	H Louisiana	65 54	
									224	A Southeastern La.	59 63	
									225	A Central Ark.	54 57	
									237	A Southern U.	72 51	
									237	H Southern U.	60 57	
									270	H Alabama A&M	67 53	
									293	H Prairie View	53 49	
									322	H Alabama St.	94 62	
									327	A Alcorn	83 67	
									327	H Alcorn	76 66	
									333	A Ark.-Pine Bluff	56 44	
									335	A Northwestern St.	66 49	
									347	H Grambling	61 46	
									351	A Mississippi Val.	90 61	
LAST 10 Division I												
237	H Southern U.	60 57	293	H Prairie View	53 49							
327	H Alcorn	76 66	114	H Texas Southern	81 79							
333	A Ark.-Pine Bluff	56 44	237	A Southern U.	72 51							
351	A Mississippi Val.	90 61	327	A Alcorn	83 67							
347	H Grambling	61 46	270	H Alabama A&M	67 53							

Non-Div I Games:

Jackson St.

Jacksonville

Through Games Of Feb. 13, 2020

Average RPI Win:	281	WON-LOST	WINNING	LAST 10	STRENGTH OF	OPP. STRENGTH	TEAM	ADJ.	CONF.	ADJ CONF.
Average RPI Loss:	92	RECORD	PCT. RANK	GAMES	SCHEDULE	OF SCHEDULE	RPI	RPI	RPI	RPI
DIV. I ONLY	12- 10	144	6-4	243	206	186	186	16	16	
DIV. I NON-CONF.	6- 5	151	0	264	268	199	199	14	14	
TOTALS	RPI 1-25	RPI 26-50	W-L RECORDS	RPI 51-100	RPI 101-150	RPI 150+				
12- 10	0- 1	0- 1	OVERALL	0- 4	0- 2	12- 2				
6- 5	0- 0	0- 1	HOME	0- 1	0- 2	6- 1				
6- 5	0- 1	0- 0	AWAY	0- 3	0- 0	6- 1				
0- 0	0- 0	0- 0	NEUTRAL	0- 0	0- 0	0- 0				
6- 5	0- 1	0- 0	NON-CONFERENCE	0- 2	0- 1	6- 1				
3- 2	0- 0	0- 0	HOME	0- 0	0- 1	3- 1				
3- 3	0- 1	0- 0	AWAY	0- 2	0- 0	3- 0				
0- 0	0- 0	0- 0	NEUTRAL	0- 0	0- 0	0- 0				
6- 5	0- 0	0- 1	CONFERENCE	0- 2	0- 1	6- 1				
3- 3	0- 0	0- 1	HOME	0- 1	0- 1	3- 0				
3- 2	0- 0	0- 0	AWAY	0- 1	0- 0	3- 1				
0- 0	0- 0	0- 0	NEUTRAL	0- 0	0- 0	0- 0				

RPI S	Opponent	Score	RPI S	Opponent	Score	RPI S	Opponent	Score	RPI S	Opponent	Score	Team's RPI: 186
24 A	Florida St.	41 75	26 H	FGCU	68 81	58 A	South Fla.	39 70	115 H	North Florida	64 70	
						63 A	Colorado	44 66	117 H	Bethune-Cookman	52 53	
						100 A	Liberty	76 85	152 A	North Ala.	65 76	
						100 H	Liberty	59 65	152 H	North Ala.	67 56	
									166 H	Norfolk St.	64 71	
									210 H	Stetson	57 52	
									229 A	Kennesaw St.	93 83	
									274 A	Lipscomb	73 64	
									278 A	Jacksonville St.	55 40	
									281 H	Nicholls St.	72 55	
									295 H	FIU	77 52	
									316 A	Mercer	87 83	
									329 A	NJIT	66 54	
									329 H	NJIT	88 67	
									331 H	USC Upstate	87 43	
									344 A	Florida A&M	88 54	
LAST 10 Division I												
100 H	Liberty	59 65	229 A	Kennesaw St.	93 83							
329 A	NJIT	66 54	115 H	North Florida	64 70							
26 H	FGCU	68 81	210 H	Stetson	57 52							
152 H	North Ala.	67 56	329 H	NJIT	88 67							
274 A	Lipscomb	73 64	100 A	Liberty	76 85							

Non-Div I Games: Thomas (GA) 94 36 Johnson (FL) 114 35

Jacksonville

Loss, Non-Conf, S Site, H Home A Away N Neutral

Average RPI Win:	255	WON-LOST	WINNING	LAST 10	STRENGTH OF	OPP. STRENGTH	TEAM	ADJ.	CONF.	ADJ CONF.
Average RPI Loss:	183	RECORD	PCT. RANK	GAMES	SCHEDULE	OF SCHEDULE	RPI	RPI	RPI	RPI
DIV. I ONLY	9- 13	233	5-5	299	264	278	278	20	20	
DIV. I NON-CONF.	2- 7	288	0	318	246	336	336	24	24	
TOTALS	RPI 1-25	RPI 26-50	W-L RECORDS	RPI 51-100	RPI 101-150	RPI 150+				
9- 13	0- 0	0- 0	OVERALL	1- 2	0- 3	8- 8				
6- 3	0- 0	0- 0	HOME	1- 0	0- 0	5- 3				
3- 8	0- 0	0- 0	AWAY	0- 2	0- 3	3- 3				
0- 2	0- 0	0- 0	NEUTRAL	0- 0	0- 0	0- 2				
2- 7	0- 0	0- 0	NON-CONFERENCE	0- 1	0- 2	2- 4				
2- 1	0- 0	0- 0	HOME	0- 0	0- 0	2- 1				
0- 4	0- 0	0- 0	AWAY	0- 1	0- 2	0- 1				
0- 2	0- 0	0- 0	NEUTRAL	0- 0	0- 0	0- 2				
7- 6	0- 0	0- 0	CONFERENCE	1- 1	0- 1	6- 4				
4- 2	0- 0	0- 0	HOME	1- 0	0- 0	3- 2				
3- 4	0- 0	0- 0	AWAY	0- 1	0- 1	3- 2				
0- 0	0- 0	0- 0	NEUTRAL	0- 0	0- 0	0- 0				

RPI 1-25				RPI 26-50				RPI 51-100				RPI 101+ Team's RPI: 278			
RPI	S	Opponent	Score	RPI	S	Opponent	Score	RPI	S	Opponent	Score	RPI	S	Opponent	Score
								52	A	Troy	64 94	106	A	Vanderbilt	66 88
								61	H	Belmont	60 41	113	A	Southeast Mo. St.	52 79
								70	A	UT Martin	72 86	119	A	Auburn	53 62
												182	H	Austin Peay	57 63
												183	A	Tennessee Tech	66 50
												186	H	Jacksonville	40 55
												201	N	Northern Ky.	63 66
												228	A	Eastern Ill.	52 55
												240	H	Murray St.	68 51
												257	A	Eastern Ky.	43 33
												257	H	Eastern Ky.	68 54
												260	A	Morehead St.	48 67
												260	H	Morehead St.	55 69
												274	H	Lipscomb	65 63
												283	N	Oakland	55 61
												322	A	Alabama St.	63 68
												339	A	SIUE	53 44
												340	H	Tennessee St.	70 48
												344	H	Florida A&M	72 67
LAST 10 Division I															
				183	A	Tennessee Tech	66 50	260	H	Morehead St.	55 69				
				70	A	UT Martin	72 86	257	H	Eastern Ky.	68 54				
				113	A	Southeast Mo. St.	52 79	339	A	SIUE	53 44				
				61	H	Belmont	60 41	228	A	Eastern Ill.	52 55				
				340	H	Tennessee St.	70 48	182	H	Austin Peay	57 63				

Non-Div I Games: Clark Atlanta 75 46 Fort Valley St. 87 65

Jacksonville St.

Loss, Non-Conf, S Site, H Home A Away N Neutral

Average RPI Win:	175	WON-LOST	WINNING	LAST 10	STRENGTH OF	OPP. STRENGTH	TEAM	ADJ.	CONF.	ADJ CONF.
Average RPI Loss:	72	RECORD	PCT. RANK	GAMES	SCHEDULE	OF SCHEDULE	RPI	RPI	RPI	RPI
DIV. I ONLY	17- 4	27	8-2	141	90	43	43	14	14	
DIV. I NON-CONF.	9- 2	37	0	101	16	35	35	13	13	
TOTALS	RPI 1-25	RPI 26-50	W-L RECORDS	RPI 51-100	RPI 101-150	RPI 150+				
17- 4	0- 1	1- 0	OVERALL	3- 2	4- 0	9- 1				
10- 1	0- 1	0- 0	HOME	2- 0	4- 0	4- 0				
6- 3	0- 0	0- 0	AWAY	1- 2	0- 0	5- 1				
1- 0	0- 0	1- 0	NEUTRAL	0- 0	0- 0	0- 0				
9- 2	0- 1	1- 0	NON-CONFERENCE	3- 1	1- 0	4- 0				
5- 1	0- 1	0- 0	HOME	2- 0	1- 0	2- 0				
3- 1	0- 0	0- 0	AWAY	1- 1	0- 0	2- 0				
1- 0	0- 0	1- 0	NEUTRAL	0- 0	0- 0	0- 0				
8- 2	0- 0	0- 0	CONFERENCE	0- 1	3- 0	5- 1				
5- 0	0- 0	0- 0	HOME	0- 0	3- 0	2- 0				
3- 2	0- 0	0- 0	AWAY	0- 1	0- 0	3- 1				
0- 0	0- 0	0- 0	NEUTRAL	0- 0	0- 0	0- 0				

RPI 1-25				RPI 26-50				Team's RPI: 43				RPI 51-100				RPI 101+			
RPI	S	Opponent	Score	RPI	S	Opponent	Score	RPI	S	Opponent	Score	RPI	S	Opponent	Score	RPI	S	Opponent	Score
3	H	Maryland	68 70	49	N	UCF	46 43	51	A	Virginia	49 55	128	H	William & Mary	84 70				
								55	A	Drexel	48 70	137	H	Elon	61 48				
								60	H	St. John's (NY)	76 73	138	H	Robert Morris	59 32				
								97	A	Villanova	56 52	144	H	Northeastern	67 54				
								100	H	Liberty	76 53	154	A	George Washington	69 50				
												180	A	Towson	75 76				
												180	H	Towson	81 39				
												184	A	Delaware	60 39				
												239	A	Georgetown	66 59				
												258	H	Longwood	93 53				
												259	A	Col. of Charleston	87 53				
												267	H	Delaware St.	83 64				
												268	A	UNCW	66 58				
												316	H	Hofstra	92 50				
LAST 10 Division I																			
180	H	Towson	81 39	259	A	Col. of Charleston	87 53												
55	A	Drexel	48 70	268	A	UNCW	66 58												
184	A	Delaware	60 39	180	A	Towson	75 76												
144	H	Northeastern	67 54	137	H	Elon	61 48												
316	H	Hofstra	92 50	128	H	William & Mary	84 70												

Non-Div I Games:

James Madison

Average RPI Win: 216		WON-LOST	WINNING	LAST 10	STRENGTH OF	OPP. STRENGTH	TEAM	ADJ.	CONF.	ADJ CONF.
Average RPI Loss: 49		RECORD	PCT. RANK	GAMES	SCHEDULE	OF SCHEDULE	RPI	RPI	RPI	RPI
DIV. I ONLY		12- 11	166	1-9	74	69	125	125	3	3
DIV. I NON-CONF.		11- 0	1	0	310	214	58	58	4	4
TOTALS	RPI 1-25	RPI 26-50		W-L RECORDS		RPI 51-100	RPI 101-150	RPI 150+		
12- 11	0- 4	0- 4		OVERALL		1- 1	2- 2	9- 0		
9- 5	0- 2	0- 1		HOME		0- 1	2- 1	7- 0		
2- 6	0- 2	0- 3		AWAY		1- 0	0- 1	1- 0		
1- 0	0- 0	0- 0		NEUTRAL		0- 0	0- 0	1- 0		
11- 0	0- 0	0- 0		NON-CONFERENCE		1- 0	1- 0	9- 0		
8- 0	0- 0	0- 0		HOME		0- 0	1- 0	7- 0		
2- 0	0- 0	0- 0		AWAY		1- 0	0- 0	1- 0		
1- 0	0- 0	0- 0		NEUTRAL		0- 0	0- 0	1- 0		
1- 11	0- 4	0- 4		CONFERENCE		0- 1	1- 2	0- 0		
1- 5	0- 2	0- 1		HOME		0- 1	1- 1	0- 0		
0- 6	0- 2	0- 3		AWAY		0- 0	0- 1	0- 0		
0- 0	0- 0	0- 0		NEUTRAL		0- 0	0- 0	0- 0		

RPI 1-25				RPI 26-50				RPI 51-100				RPI 101+				Team's RPI: 125	
RPI	S	Opponent	Score	RPI	S	Opponent	Score	RPI	S	Opponent	Score	RPI	S	Opponent	Score		
6	A	Baylor	44 97	39	A	Texas	77 85	56	H	West Virginia	49 68	104	H	Kansas St.	61 69		
6	H	Baylor	47 90	44	A	Iowa St.	67 89	98	A	Saint Louis	68 60	140	H	Florida	76 66		
21	A	TCU	59 73	45	H	Oklahoma	82 94					150	A	Texas Tech	72 89		
21	H	TCU	74 87	46	A	Oklahoma St.	49 67					150	H	Texas Tech	67 50		
LAST 10 Division I																	
				150	A	Texas Tech	72 89	44	A	Iowa St.	67 89						
				21	H	TCU	74 87	39	A	Texas	77 85						
				6	A	Baylor	44 97	150	H	Texas Tech	67 50						
				45	H	Oklahoma	82 94	6	H	Baylor	47 90						
				104	H	Kansas St.	61 69	21	A	TCU	59 73						

Non-Div I Games:

Kansas

Loss, Non-Conf, S Site, H Home A Away N Neutral

Average RPI Win:	202	WON-LOST	WINNING	LAST 10	STRENGTH OF	OPP. STRENGTH	TEAM	ADJ.	CONF.	ADJ CONF.
Average RPI Loss:	55	RECORD	PCT. RANK	GAMES	SCHEDULE	OF SCHEDULE	RPI	RPI	RPI	RPI
DIV. I ONLY	11- 11	172	5-5	42	72	104	104	3	3	
DIV. I NON-CONF.	6- 5	151	0	202	191	190	190	4	4	
TOTALS	RPI 1-25	RPI 26-50	W-L RECORDS	RPI 51-100	RPI 101-150	RPI 150+				
11- 11	0- 3	1- 4	OVERALL	1- 2	3- 2	6- 0				
7- 5	0- 1	1- 2	HOME	0- 1	1- 1	5- 0				
4- 4	0- 2	0- 2	AWAY	1- 0	2- 0	1- 0				
0- 2	0- 0	0- 0	NEUTRAL	0- 1	0- 1	0- 0				
6- 5	0- 1	0- 1	NON-CONFERENCE	0- 1	0- 2	6- 0				
5- 1	0- 0	0- 0	HOME	0- 0	0- 1	5- 0				
1- 2	0- 1	0- 1	AWAY	0- 0	0- 0	1- 0				
0- 2	0- 0	0- 0	NEUTRAL	0- 1	0- 1	0- 0				
5- 6	0- 2	1- 3	CONFERENCE	1- 1	3- 0	0- 0				
2- 4	0- 1	1- 2	HOME	0- 1	1- 0	0- 0				
3- 2	0- 1	0- 1	AWAY	1- 0	2- 0	0- 0				
0- 0	0- 0	0- 0	NEUTRAL	0- 0	0- 0	0- 0				

RPI 1-25				RPI 26-50				RPI 51-100				RPI 101+ Team's RPI: 104			
RPI	S	Opponent	Score	RPI	S	Opponent	Score	RPI	S	Opponent	Score	RPI	S	Opponent	Score
1	A	Oregon	51 89	38	A	Arkansas	72 81	56	A	West Virginia	56 55	116	H	UT Arlington	53 57
6	H	Baylor	40 54	39	H	Texas	63 71	56	H	West Virginia	63 74	125	A	Kansas	69 61
21	A	TCU	61 65	44	A	Iowa St.	59 73	90	N	Michigan St.	60 65	149	N	Memphis	68 72
				45	H	Oklahoma	92 74					150	A	Texas Tech	76 72
				46	H	Oklahoma St.	63 70					150	H	Texas Tech	84 70
												215	H	Oral Roberts	109 69
												233	A	UMKC	74 67
												288	H	Incarnate Word	85 41
												305	H	Omaha	73 48
												314	H	UTRGV	79 66
												341	H	UIC	84 40
LAST 10 Division I															
56	A	West Virginia	56 55	45	H	Oklahoma	92 74								
6	H	Baylor	40 54	44	A	Iowa St.	59 73								
150	H	Texas Tech	84 70	39	H	Texas	63 71								
21	A	TCU	61 65	46	H	Oklahoma St.	63 70								
125	A	Kansas	69 61	150	A	Texas Tech	76 72								

Non-Div I Games:

Kansas St.

■ Loss,
 ■ Non-Conf,
 ■ S Site,
 ■ H Home
 ■ A Away
 N Neutral

Average RPI Win:	265	WON-LOST	WINNING	LAST 10	STRENGTH OF	OPP. STRENGTH	TEAM	ADJ.	CONF.	ADJ CONF.
Average RPI Loss:	130	RECORD	PCT. RANK	GAMES	SCHEDULE	OF SCHEDULE	RPI	RPI	RPI	RPI
DIV. I ONLY	9- 11	214	4-6	274	161	229	229	16	16	
DIV. I NON-CONF.	5- 5	164	0	271	233	198	198	14	14	
TOTALS	RPI 1-25	RPI 26-50	W-L RECORDS	RPI 51-100	RPI 101-150	RPI 150+				
9- 11	0- 0	0- 1	OVERALL	0- 3	0- 4	9- 3				
4- 4	0- 0	0- 0	HOME	0- 1	0- 1	4- 2				
4- 7	0- 0	0- 1	AWAY	0- 2	0- 3	4- 1				
1- 0	0- 0	0- 0	NEUTRAL	0- 0	0- 0	1- 0				
5- 5	0- 0	0- 0	NON-CONFERENCE	0- 2	0- 2	5- 1				
2- 1	0- 0	0- 0	HOME	0- 1	0- 0	2- 0				
2- 4	0- 0	0- 0	AWAY	0- 1	0- 2	2- 1				
1- 0	0- 0	0- 0	NEUTRAL	0- 0	0- 0	1- 0				
4- 6	0- 0	0- 1	CONFERENCE	0- 1	0- 2	4- 2				
2- 3	0- 0	0- 0	HOME	0- 0	0- 1	2- 2				
2- 3	0- 0	0- 1	AWAY	0- 1	0- 1	2- 0				
0- 0	0- 0	0- 0	NEUTRAL	0- 0	0- 0	0- 0				

RPI S	Opponent	Score	RPI S	Opponent	Score	RPI S	Opponent	Score	RPI S	Opponent	Score	Team's RPI: 229
26	A FGCU	63 80	83	A Georgia	65 80	103	A Campbell	51 63	107	A Duquesne	72 75	
			89	H Georgia Tech	47 63	115	A North Florida	33 57	115	H North Florida	55 64	
			100	A Liberty	66 76	152	H North Ala.	59 56	173	H Samford	60 55	
						186	H Jacksonville	83 93	210	H Stetson	61 67	
						268	A UNCW	58 56	274	A Lipscomb	74 66	
						274	H Lipscomb	88 60	294	N UMBC	59 44	
						297	A Navy	62 82	301	A Ga. Southern	95 69	
						316	H Mercer	92 64	329	A NJIT	77 64	
LAST 10 Division I												
274	H Lipscomb	88 60	26	A FGCU	63 80							
100	A Liberty	66 76	329	A NJIT	77 64							
115	A North Florida	33 57	274	A Lipscomb	74 66							
152	H North Ala.	59 56	115	H North Florida	55 64							
186	H Jacksonville	83 93	210	H Stetson	61 67							

Non-Div I Games: Middle Ga. St. 88 49 Shorter 94 55

Kennesaw St.

Loss, Non-Conf, S Site, H Home A Away N Neutral

Average RPI Win:	204	WON-LOST	WINNING	LAST 10	STRENGTH OF	OPP. STRENGTH	TEAM	ADJ.	CONF.	ADJ CONF.
Average RPI Loss:	77	RECORD	PCT. RANK	GAMES	SCHEDULE	OF SCHEDULE	RPI	RPI	RPI	RPI
DIV. I ONLY	12- 9	130	6-4	106	114	105	105	10	10	
DIV. I NON-CONF.	6- 4	123	0	118	131	104	104	10	10	
TOTALS	RPI 1-25	RPI 26-50	W-L RECORDS	RPI 51-100	RPI 101-150	RPI 150+				
12- 9	0- 1	0- 3	OVERALL	1- 2	2- 1	9- 2				
5- 3	0- 1	0- 0	HOME	1- 0	1- 1	3- 1				
5- 4	0- 0	0- 2	AWAY	0- 1	1- 0	4- 1				
2- 2	0- 0	0- 1	NEUTRAL	0- 1	0- 0	2- 0				
6- 4	0- 1	0- 2	NON-CONFERENCE	0- 1	2- 0	4- 0				
2- 1	0- 1	0- 0	HOME	0- 0	1- 0	1- 0				
2- 1	0- 0	0- 1	AWAY	0- 0	1- 0	1- 0				
2- 2	0- 0	0- 1	NEUTRAL	0- 1	0- 0	2- 0				
6- 5	0- 0	0- 1	CONFERENCE	1- 1	0- 1	5- 2				
3- 2	0- 0	0- 0	HOME	1- 0	0- 1	2- 1				
3- 3	0- 0	0- 1	AWAY	0- 1	0- 0	3- 1				
0- 0	0- 0	0- 0	NEUTRAL	0- 0	0- 0	0- 0				

RPI 1-25				RPI 26-50				RPI 51-100				RPI 101+				Team's RPI: 105	
RPI	S	Opponent	Score	RPI	S	Opponent	Score	RPI	S	Opponent	Score	RPI	S	Opponent	Score		
25	H	Ohio St.	65 75	35	N	Michigan	53 88	52	N	Troy	64 71	107	A	Duquesne	77 75		
				37	A	Purdue	64 77	64	A	Ball St.	62 66	122	H	Buffalo	44 57		
				48	A	Ohio	57 63	64	H	Ball St.	69 68	138	H	Robert Morris	82 81		
												153	A	Toledo	60 69		
												156	H	Eastern Mich.	69 74		
												165	H	Western Mich.	75 63		
												167	A	Northern Ill.	79 71		
												177	A	Miami (OH)	78 75		
												200	A	Akron	60 55		
												245	A	Youngstown St.	82 73		
												261	H	Bowling Green	61 47		
												291	H	St. Bonaventure	81 58		
												301	N	Ga. Southern	62 48		
												332	N	Purdue Fort Wayne	75 67		
LAST 10 Division I																	
200	A	Akron	60 55	122	H	Buffalo	44 57										
48	A	Ohio	57 63	177	A	Miami (OH)	78 75										
261	H	Bowling Green	61 47	167	A	Northern Ill.	79 71										
153	A	Toledo	60 69	165	H	Western Mich.	75 63										
64	H	Ball St.	69 68	156	H	Eastern Mich.	69 74										

Non-Div I Games: Hiram 92 36

Kent St.

■ Loss,
■ Non-Conf,
■ S Site,
■ H Home
■ A Away
N Neutral

Kentucky

Through Games Of Feb. 13, 2020

Average RPI Win:	141	WON-LOST	WINNING	LAST 10	STRENGTH OF	OPP. STRENGTH	TEAM	ADJ.	CONF.	ADJ CONF.
Average RPI Loss:	42	RECORD	PCT. RANK	GAMES	SCHEDULE	OF SCHEDULE	RPI	RPI	RPI	RPI
DIV. I ONLY	18- 5	36	7-3	50	43	27	27	4	4	
DIV. I NON-CONF.	11- 1	13	0	160	104	46	46	5	5	
TOTALS	RPI 1-25	RPI 26-50	W-L RECORDS	RPI 51-100	RPI 101-150	RPI 150+				
18- 5	1- 3	1- 1	OVERALL	5- 0	4- 1	7- 0				
12- 2	1- 1	1- 0	HOME	2- 0	1- 1	7- 0				
6- 3	0- 2	0- 1	AWAY	3- 0	3- 0	0- 0				
0- 0	0- 0	0- 0	NEUTRAL	0- 0	0- 0	0- 0				
11- 1	0- 1	0- 0	NON-CONFERENCE	3- 0	1- 0	7- 0				
8- 1	0- 1	0- 0	HOME	1- 0	0- 0	7- 0				
3- 0	0- 0	0- 0	AWAY	2- 0	1- 0	0- 0				
0- 0	0- 0	0- 0	NEUTRAL	0- 0	0- 0	0- 0				
7- 4	1- 2	1- 1	CONFERENCE	2- 0	3- 1	0- 0				
4- 1	1- 0	1- 0	HOME	1- 0	1- 1	0- 0				
3- 3	0- 2	0- 1	AWAY	1- 0	2- 0	0- 0				
0- 0	0- 0	0- 0	NEUTRAL	0- 0	0- 0	0- 0				

RPI 1-25				RPI 26-50				Team's RPI: 27				RPI 51-100				RPI 101+			
RPI	S	Opponent	Score	RPI	S	Opponent	Score	RPI	S	Opponent	Score	RPI	S	Opponent	Score	RPI	S	Opponent	Score
2	A	South Carolina	72 99	38	A	Arkansas	85 103	51	A	Virginia	50 47	119	H	Auburn	68 61				
5	H	Louisville	66 67	47	H	Tennessee	80 76	65	A	Middle Tenn.	67 52	133	A	Missouri	62 47				
18	H	Texas A&M	76 54					71	A	Alabama	81 71	134	A	California	63 61				
23	A	LSU	59 65					71	H	Alabama	66 62	140	A	Florida	65 45				
								76	H	Charlotte	86 39	140	H	Florida	62 70				
												173	H	Samford	79 49				
												182	H	Austin Peay	81 52				
												190	H	Mt. St. Mary's	67 44				
												210	H	Stetson	67 48				
												256	H	Winthrop	91 36				
												260	H	Morehead St.	79 54				
												347	H	Grambling	81 35				
LAST 10 Division I																			
				38	A	Arkansas	85 103	23	A	LSU	59 65								
				71	H	Alabama	66 62	18	H	Texas A&M	76 54								
				140	H	Florida	62 70	140	A	Florida	65 45								
				133	A	Missouri	62 47	71	A	Alabama	81 71								
				119	H	Auburn	68 61	47	H	Tennessee	80 76								

Non-Div I Games:

Kentucky

■ Loss,
 ■ Non-Conf,
 ■ S Site,
 ■ H Home
 ■ A Away
 N Neutral

Average RPI Win:	287	WON-LOST	WINNING	LAST 10	STRENGTH OF	OPP. STRENGTH	TEAM	ADJ.	CONF.	ADJ CONF.
Average RPI Loss:	230	RECORD	PCT. RANK	GAMES	SCHEDULE	OF SCHEDULE	RPI	RPI	RPI	RPI
DIV. I ONLY	5- 17	311	4-6	278	350	336	336	30	30	
DIV. I NON-CONF.	1- 10	329	0	262	350	343	343	30	30	
TOTALS	RPI 1-25	RPI 26-50	W-L RECORDS	RPI 51-100	RPI 101-150	RPI 150+				
5- 17	0- 0	0- 0	OVERALL	0- 1	0- 1	5- 15				
4- 9	0- 0	0- 0	HOME	0- 1	0- 1	4- 7				
1- 8	0- 0	0- 0	AWAY	0- 0	0- 0	1- 8				
0- 0	0- 0	0- 0	NEUTRAL	0- 0	0- 0	0- 0				
1- 10	0- 0	0- 0	NON-CONFERENCE	0- 1	0- 0	1- 9				
1- 6	0- 0	0- 0	HOME	0- 1	0- 0	1- 5				
0- 4	0- 0	0- 0	AWAY	0- 0	0- 0	0- 4				
0- 0	0- 0	0- 0	NEUTRAL	0- 0	0- 0	0- 0				
4- 7	0- 0	0- 0	CONFERENCE	0- 0	0- 1	4- 6				
3- 3	0- 0	0- 0	HOME	0- 0	0- 1	3- 2				
1- 4	0- 0	0- 0	AWAY	0- 0	0- 0	1- 4				
0- 0	0- 0	0- 0	NEUTRAL	0- 0	0- 0	0- 0				

RPI S	Opponent	Score	RPI S	Opponent	Score	RPI S	Opponent	Score	RPI S	Opponent	Score	Team's RPI: 336
						66	H Stony Brook	49 80	138	H Robert Morris	59 70	
									168	A Lafayette	60 65	
									172	A Rhode Island	56 79	
									188	H Cleveland St.	49 79	
									190	A Mt. St. Mary's	57 75	
									190	H Mt. St. Mary's	57 77	
									197	A Merrimack	68 60	
									197	H Merrimack	63 66	
									216	H Fairfield	51 53	
									226	A UMass Lowell	56 65	
									251	H Saint Francis (PA)	71 53	
									284	A Wagner	61 63	
									299	H Vermont	62 73	
									302	A Army West Point	60 67	
									313	A St. Francis Brooklyn	63 88	
									315	A Bryant	53 57	
									316	H Hofstra	85 46	
									324	H N.C. Central	59 61	
									326	H Fairleigh Dickinson	68 63	
									330	H Saint Peter's	74 89	
									345	H Central Conn. St.	63 61	
LAST 10 Division I												
			190	H Mt. St. Mary's	57 77		284	A Wagner	61 63			
			197	H Merrimack	63 66		315	A Bryant	53 57			
			197	A Merrimack	68 60		345	H Central Conn. St.	63 61			
			251	H Saint Francis (PA)	71 53		326	H Fairleigh Dickinson	68 63			
			138	H Robert Morris	59 70		313	A St. Francis Brooklyn	63 88			

Non-Div I Games:

LIU Brooklyn

■ Loss,
 ■ Non-Conf,
 ■ S Site,
 ■ H Home
 ■ A Away
 N Neutral

LMU (CA)				STRENGTH OF SCHEDULE	OPP. STRENGTH OF SCHEDULE	TEAM RPI	ADJ. RPI	CONF. RPI	ADJ CONF. RPI
Average RPI Win:	212	WON-LOST RECORD	WINNING PCT. RANK						
Average RPI Loss:	151		LAST 10 GAMES						
DIV. I ONLY	6- 19	309	3-7	187	125	286	286	11	11
DIV. I NON-CONF.	3- 9	279	0	204	222	275	275	11	11

TOTALS	RPI 1-25	RPI 26-50	W-L RECORDS	RPI 51-100	RPI 101-150	RPI 150+			
6- 19	0- 2	0- 1	OVERALL	0- 2	0- 5	6- 9			
3- 8	0- 0	0- 1	HOME	0- 1	0- 2	3- 4			
3- 9	0- 2	0- 0	AWAY	0- 0	0- 2	3- 5			
0- 2	0- 0	0- 0	NEUTRAL	0- 1	0- 1	0- 0			
3- 9	0- 1	0- 1	NON-CONFERENCE	0- 1	0- 1	3- 5			
1- 4	0- 0	0- 1	HOME	0- 0	0- 0	1- 3			
2- 3	0- 1	0- 0	AWAY	0- 0	0- 0	2- 2			
0- 2	0- 0	0- 0	NEUTRAL	0- 1	0- 1	0- 0			
3- 10	0- 1	0- 0	CONFERENCE	0- 1	0- 4	3- 4			
2- 4	0- 0	0- 0	HOME	0- 1	0- 2	2- 1			
1- 6	0- 1	0- 0	AWAY	0- 0	0- 2	1- 3			
0- 0	0- 0	0- 0	NEUTRAL	0- 0	0- 0	0- 0			

RPI 1-25				RPI 26-50				RPI 51-100				RPI 101+ Team's RPI: 286			
RPI	S	Opponent	Score	RPI	S	Opponent	Score	RPI	S	Opponent	Score	RPI	S	Opponent	Score
7	A	UCLA	52 74	42	H	Yale	65 81	64	N	Ball St.	72 77	107	A	Pacific	67 76
12	A	Gonzaga	52 78					68	H	BYU	44 59	107	H	Pacific	70 87
												109	H	San Diego	59 67
												142	N	Providence	45 48
												145	A	Portland	49 74
												163	A	Saint Mary's (CA)	70 86
												163	H	Saint Mary's (CA)	61 70
												176	H	Hawaii	65 51
												187	A	Pepperdine	84 77
												206	A	Santa Clara	60 76
												206	H	Santa Clara	75 59
												208	A	New Mexico	73 72
												231	A	San Francisco	68 70
												231	H	San Francisco	76 69
												239	H	Georgetown	53 64
												241	H	Cal St. Fullerton	74 79
												244	A	Tulsa	56 75
												262	A	Long Beach St.	70 57
												285	H	CSUN	54 56
												300	A	UC Irvine	65 80

LAST 10 Division I															
231	A	San Francisco	68 70	145	A	Portland	49 74								
206	A	Santa Clara	60 76	187	A	Pepperdine	84 77								
107	H	Pacific	70 87	206	H	Santa Clara	75 59								
163	H	Saint Mary's (CA)	61 70	231	H	San Francisco	76 69								
12	A	Gonzaga	52 78	163	A	Saint Mary's (CA)	70 86								

Non-Div I Games: Cal St. San B'dino 94 46

LMU (CA)

Loss, Non-Conf, S Site, H Home A Away N Neutral

Average RPI Win: 134		WON-LOST	WINNING	LAST 10	STRENGTH OF	OPP. STRENGTH	TEAM	ADJ.	CONF.	ADJ CONF.
Average RPI Loss: 52		RECORD	PCT. RANK	GAMES	SCHEDULE	OF SCHEDULE	RPI	RPI	RPI	RPI
DIV. I ONLY		18- 5	36	7-3	47	35	23	23	4	4
DIV. I NON-CONF.		10- 2	29	0	115	64	40	40	5	5
TOTALS		RPI 1-25	RPI 26-50		W-L RECORDS		RPI 51-100	RPI 101-150	RPI 150+	
18- 5	2- 2	3- 2		OVERALL		3- 0	4- 1	6- 0		
11- 1	1- 1	2- 0		HOME		2- 0	1- 0	5- 0		
5- 4	1- 1	1- 2		AWAY		0- 0	2- 1	1- 0		
2- 0	0- 0	0- 0		NEUTRAL		1- 0	1- 0	0- 0		
10- 2	0- 1	1- 1		NON-CONFERENCE		2- 0	2- 0	5- 0		
5- 1	0- 1	0- 0		HOME		1- 0	0- 0	4- 0		
3- 1	0- 0	1- 1		AWAY		0- 0	1- 0	1- 0		
2- 0	0- 0	0- 0		NEUTRAL		1- 0	1- 0	0- 0		
8- 3	2- 1	2- 1		CONFERENCE		1- 0	2- 1	1- 0		
6- 0	1- 0	2- 0		HOME		1- 0	1- 0	1- 0		
2- 3	1- 1	0- 1		AWAY		0- 0	1- 1	0- 0		
0- 0	0- 0	0- 0		NEUTRAL		0- 0	0- 0	0- 0		

RPI S	Opponent	Score	RPI S	Opponent	Score	RPI S	Opponent	Score	RPI S	Opponent	Score
11	A Mississippi St.	60 64	26	A FGCU	74 63	54	H Rutgers	64 58	133	A Missouri	65 69
18	A Texas A&M	57 54	27	H Kentucky	65 59	71	H Alabama	71 60	133	H Missouri	66 58
18	H Texas A&M	59 58	45	A Oklahoma	68 90	90	N Michigan St.	58 56	140	A Florida	77 68
24	H Florida St.	62 70	47	A Tennessee	58 63				148	A Tulane	59 54
			47	H Tennessee	75 65				149	N Memphis	89 58
									155	H New Orleans	83 49
									198	A Little Rock	65 50
									224	H Southeastern La.	62 52
									281	H Nicholls St.	63 32
									282	H Ole Miss	52 44
									344	H Florida A&M	73 45
LAST 10 Division I											
47	H Tennessee	75 65	27	H Kentucky	65 59						
133	H Missouri	66 58	11	A Mississippi St.	60 64						
18	H Texas A&M	59 58	282	H Ole Miss	52 44						
140	A Florida	77 68	18	A Texas A&M	57 54						
47	A Tennessee	58 63	133	A Missouri	65 69						

Non-Div I Games:

LSU

■ Loss,
 ■ Non-Conf,
 ■ S Site,
 ■ H Home
 ■ A Away
 N Neutral

Average RPI Win:	226	WON-LOST	WINNING	LAST 10	STRENGTH OF	OPP. STRENGTH	TEAM	ADJ.	CONF.	ADJ CONF.
Average RPI Loss:	114	RECORD	PCT. RANK	GAMES	SCHEDULE	OF SCHEDULE	RPI	RPI	RPI	RPI
DIV. I ONLY	10- 14	229	4-6	126	154	194	194	12	12	
DIV. I NON-CONF.	6- 7	182	0	121	274	164	164	12	12	
TOTALS	RPI 1-25	RPI 26-50	W-L RECORDS	RPI 51-100	RPI 101-150	RPI 150+				
10- 14	0- 0	0- 0	OVERALL	0- 7	1- 5	9- 2				
5- 7	0- 0	0- 0	HOME	0- 5	1- 2	4- 0				
4- 7	0- 0	0- 0	AWAY	0- 2	0- 3	4- 2				
1- 0	0- 0	0- 0	NEUTRAL	0- 0	0- 0	1- 0				
6- 7	0- 0	0- 0	NON-CONFERENCE	0- 4	1- 2	5- 1				
2- 4	0- 0	0- 0	HOME	0- 3	1- 1	1- 0				
3- 3	0- 0	0- 0	AWAY	0- 1	0- 1	3- 1				
1- 0	0- 0	0- 0	NEUTRAL	0- 0	0- 0	1- 0				
4- 7	0- 0	0- 0	CONFERENCE	0- 3	0- 3	4- 1				
3- 3	0- 0	0- 0	HOME	0- 2	0- 1	3- 0				
1- 4	0- 0	0- 0	AWAY	0- 1	0- 2	1- 1				
0- 0	0- 0	0- 0	NEUTRAL	0- 0	0- 0	0- 0				

RPI 1-25			RPI 26-50			RPI 51-100			RPI 101+			Team's RPI: 194
RPI	S	Opponent	Score	RPI	S	Opponent	Score	RPI	S	Opponent	Score	
						55	A Drexel	31	69	101	H Harvard	75 69
						57	H Dayton	58	98	102	A Rider	43 70
						74	H Temple	69	72	107	A Duquesne	56 82
						85	H Penn	49	65	120	A Richmond	61 63
						97	H Villanova	69	77	120	H Richmond	61 67
						98	H Saint Louis	61	77	138	H Robert Morris	68 71
						99	A Fordham	45	62	151	A Massachusetts	62 76
										154	A George Washington	61 54
										166	A Norfolk St.	55 52
										209	A Penn St.	69 67
										221	H Saint Joseph's	67 59
										230	H George Mason	77 65
										255	A Howard	78 62
										291	H St. Bonaventure	67 61
										294	N UMBC	74 58
										297	A Navy	46 61
										342	H Coppin St.	79 46
LAST 10 Division I												
154	A	George Washington	61 54	120	A	Richmond	61 63					
120	H	Richmond	61 67	291	H	St. Bonaventure	67 61					
99	A	Fordham	45 62	151	A	Massachusetts	62 76					
230	H	George Mason	77 65	107	A	Duquesne	56 82					
221	H	Saint Joseph's	67 59	98	H	Saint Louis	61 77					

Non-Div I Games:

La Salle

■ Loss,
■ Non-Conf,
■ S Site,
■ H Home
■ A Away
N Neutral

Average RPI Win:	321	WON-LOST	WINNING	LAST 10	STRENGTH OF	OPP. STRENGTH	TEAM	ADJ.	CONF.	ADJ CONF.
Average RPI Loss:	225	RECORD	PCT. RANK	GAMES	SCHEDULE	OF SCHEDULE	RPI	RPI	RPI	RPI
DIV. I ONLY	3- 20	333	1-9	344	309	349	349	21	21	
DIV. I NON-CONF.	2- 9	304	0	349	341	351	351	20	20	
TOTALS	RPI 1-25	RPI 26-50	W-L RECORDS	RPI 51-100	RPI 101-150	RPI 150+				
3- 20	0- 0	0- 0	OVERALL	0- 2	0- 2	3- 16				
2- 8	0- 0	0- 0	HOME	0- 1	0- 0	2- 7				
1- 12	0- 0	0- 0	AWAY	0- 1	0- 2	1- 9				
0- 0	0- 0	0- 0	NEUTRAL	0- 0	0- 0	0- 0				
2- 9	0- 0	0- 0	NON-CONFERENCE	0- 0	0- 1	2- 8				
2- 3	0- 0	0- 0	HOME	0- 0	0- 0	2- 3				
0- 6	0- 0	0- 0	AWAY	0- 0	0- 1	0- 5				
0- 0	0- 0	0- 0	NEUTRAL	0- 0	0- 0	0- 0				
1- 11	0- 0	0- 0	CONFERENCE	0- 2	0- 1	1- 8				
0- 5	0- 0	0- 0	HOME	0- 1	0- 0	0- 4				
1- 6	0- 0	0- 0	AWAY	0- 1	0- 1	1- 4				
0- 0	0- 0	0- 0	NEUTRAL	0- 0	0- 0	0- 0				

RPI 1-25				RPI 26-50				RPI 51-100				RPI 101+				Team's RPI: 349	
RPI	S	Opponent	Score	RPI	S	Opponent	Score	RPI	S	Opponent	Score	RPI	S	Opponent	Score		
								52	A	Troy	65	77	116	A	UT Arlington	34	72
								52	H	Troy	65	72	150	A	Texas Tech	38	83
													183	A	Tennessee Tech	68	75
													195	A	Louisiana	55	68
													198	H	Little Rock	50	70
													204	H	Southern Miss.	42	57
													224	H	Southeastern La.	52	65
													242	H	Arkansas St.	53	54
													247	A	South Alabama	63	72
													247	H	South Alabama	39	73
													262	A	North Texas	51	63
													277	A	Texas St.	58	55
													281	A	Nicholls St.	59	74
													282	A	Ole Miss	42	66
													301	A	Ga. Southern	47	64
													301	H	Ga. Southern	66	72
													309	A	Georgia St.	52	68
													318	H	Houston Baptist	65	72
													335	H	Northwestern St.	63	54
													337	A	McNeese	69	72
													351	H	Mississippi Val.	74	66
LAST 10 Division I																	
				301	H	Ga. Southern	66	72					198	H	Little Rock	50	70
				247	H	South Alabama	39	73					116	A	UT Arlington	34	72
				52	A	Troy	65	77					277	A	Texas St.	58	55
				242	H	Arkansas St.	53	54					247	A	South Alabama	63	72
				195	A	Louisiana	55	68					52	H	Troy	65	72

Non-Div I Games:

La.-Monroe

■ Loss,
 ■ Non-Conf,
 ■ S Site,
 ■ H Home
 ■ A Away
 N Neutral

Average RPI Win:	242	WON-LOST	WINNING	LAST 10	STRENGTH OF	OPP. STRENGTH	TEAM	ADJ.	CONF.	ADJ CONF.
Average RPI Loss:	141	RECORD	PCT. RANK	GAMES	SCHEDULE	OF SCHEDULE	RPI	RPI	RPI	RPI
DIV. I ONLY	12- 10	144	7-3	201	244	168	168	15	15	
DIV. I NON-CONF.	4- 6	212	0	260	319	269	269	16	16	
TOTALS	RPI 1-25	RPI 26-50	W-L RECORDS	RPI 51-100	RPI 101-150	RPI 150+				
12- 10	0- 0	0- 0	OVERALL	1- 4	2- 3	9- 3				
9- 2	0- 0	0- 0	HOME	1- 0	2- 1	6- 1				
3- 8	0- 0	0- 0	AWAY	0- 4	0- 2	3- 2				
0- 0	0- 0	0- 0	NEUTRAL	0- 0	0- 0	0- 0				
4- 6	0- 0	0- 0	NON-CONFERENCE	0- 2	0- 1	4- 3				
3- 2	0- 0	0- 0	HOME	0- 0	0- 1	3- 1				
1- 4	0- 0	0- 0	AWAY	0- 2	0- 0	1- 2				
0- 0	0- 0	0- 0	NEUTRAL	0- 0	0- 0	0- 0				
8- 4	0- 0	0- 0	CONFERENCE	1- 2	2- 2	5- 0				
6- 0	0- 0	0- 0	HOME	1- 0	2- 0	3- 0				
2- 4	0- 0	0- 0	AWAY	0- 2	0- 2	2- 0				
0- 0	0- 0	0- 0	NEUTRAL	0- 0	0- 0	0- 0				

RPI 1-25				RPI 26-50				RPI 51-100				RPI 101+				Team's RPI: 168	
RPI	S	Opponent	Score	RPI	S	Opponent	Score	RPI	S	Opponent	Score	RPI	S	Opponent	Score		
								60	A	St. John's (NY)	44	76	107	H	Duquesne	65	73
								69	A	Seton Hall	50	74	129	A	Lehigh	66	73
								75	A	Bucknell	36	50	129	H	Lehigh	61	53
								96	A	Colgate	52	73	130	A	Holy Cross	56	57
								96	H	Colgate	55	39	131	H	Boston U.	59	57
													174	A	Binghamton	64	74
													199	A	American	67	52
													223	H	Manhattan	60	53
													252	H	Loyola Maryland	55	52
													280	A	Monmouth	44	52
													294	H	UMBC	58	65
													297	H	Navy	79	52
													302	A	Army West Point	57	52
													302	H	Army West Point	67	58
													311	A	Albany (NY)	54	47
													326	H	Fairleigh Dickinson	61	29
													336	H	LIU Brooklyn	65	60
LAST 10 Division I																	
				302	H	Army West Point	67	58					302	A	Army West Point	57	52
				129	A	Lehigh	66	73					297	H	Navy	79	52
				199	A	American	67	52					96	A	Colgate	52	73
				96	H	Colgate	55	39					252	H	Loyola Maryland	55	52
				129	H	Lehigh	61	53					130	A	Holy Cross	56	57

Non-Div I Games:

Lafayette

■ Loss,
 ■ Non-Conf,
 ■ S Site,
 ■ H Home
 ■ A Away
 N Neutral

Average RPI Win:	270	WON-LOST	WINNING	LAST 10	STRENGTH OF	OPP. STRENGTH	TEAM	ADJ.	CONF.	ADJ CONF.
Average RPI Loss:	153	RECORD	PCT. RANK	GAMES	SCHEDULE	OF SCHEDULE	RPI	RPI	RPI	RPI
DIV. I ONLY	7- 14	269	3-7	169	251	249	249	23	23	
DIV. I NON-CONF.	2- 5	259	0	30	96	158	158	23	23	
TOTALS	RPI 1-25	RPI 26-50	W-L RECORDS	RPI 51-100	RPI 101-150	RPI 150+				
7- 14	0- 2	0- 1	OVERALL	0- 1	1- 3	6- 7				
3- 6	0- 0	0- 0	HOME	0- 1	0- 1	3- 4				
3- 8	0- 2	0- 1	AWAY	0- 0	0- 2	3- 3				
1- 0	0- 0	0- 0	NEUTRAL	0- 0	1- 0	0- 0				
2- 5	0- 2	0- 1	NON-CONFERENCE	0- 0	1- 0	1- 2				
1- 1	0- 0	0- 0	HOME	0- 0	0- 0	1- 1				
0- 4	0- 2	0- 1	AWAY	0- 0	0- 0	0- 1				
1- 0	0- 0	0- 0	NEUTRAL	0- 0	1- 0	0- 0				
5- 9	0- 0	0- 0	CONFERENCE	0- 1	0- 3	5- 5				
2- 5	0- 0	0- 0	HOME	0- 1	0- 1	2- 3				
3- 4	0- 0	0- 0	AWAY	0- 0	0- 2	3- 2				
0- 0	0- 0	0- 0	NEUTRAL	0- 0	0- 0	0- 0				

RPI 1-25				RPI 26-50				RPI 51-100				RPI 101+ Team's RPI: 249			
RPI	S	Opponent	Score	RPI	S	Opponent	Score	RPI	S	Opponent	Score	RPI	S	Opponent	Score
6	A	Baylor	28 90	46	A	Oklahoma St.	53 74	92	H	SFA	53 54	111	A	A&M-Corpus Christi	39 49
16	A	NC State	40 81									123	N	Idaho	47 44
												127	A	Abilene Christian	72 78
												127	H	Abilene Christian	49 75
												155	H	New Orleans	57 62
												158	A	Sam Houston St.	47 68
												195	H	Louisiana	63 74
												224	A	Southeastern La.	65 57
												225	A	Central Ark.	29 53
												270	H	Denver	71 59
												281	A	Nicholls St.	84 78
												281	H	Nicholls St.	60 62
												288	H	Incarnate Word	48 67
												310	A	Cal Poly	56 57
												318	H	Houston Baptist	60 53
												335	H	Northwestern St.	61 58
												337	A	McNeese	87 69
LAST 10 Division I															
281	H	Nicholls St.	60 62	288	H	Incarnate Word	48 67								
127	H	Abilene Christian	49 75	111	A	A&M-Corpus Christi	39 49								
225	A	Central Ark.	29 53	158	A	Sam Houston St.	47 68								
337	A	McNeese	87 69	318	H	Houston Baptist	60 53								
92	H	SFA	53 54	281	A	Nicholls St.	84 78								

Non-Div I Games: Howard Payne 96 36 LeTourneau 90 38

Lamar University

Loss, Non-Conf, S Site, H Home A Away N Neutral

Average RPI Win: 228	WON-LOST	WINNING	LAST 10	STRENGTH OF	OPP. STRENGTH	TEAM	ADJ.	CONF.	ADJ CONF.
Average RPI Loss: 116	RECORD	PCT. RANK	GAMES	SCHEDULE	OF SCHEDULE	RPI	RPI	RPI	RPI
DIV. I ONLY	14- 8	88	5-5	206	196	129	129	15	15
DIV. I NON-CONF.	7- 3	80	0	163	255	86	86	16	16
TOTALS	RPI 1-25	RPI 26-50	W-L RECORDS	RPI 51-100	RPI 101-150	RPI 150+			
14- 8	0- 0	0- 0	OVERALL	1- 4	1- 2	12- 2			
6- 3	0- 0	0- 0	HOME	1- 1	1- 1	4- 1			
8- 3	0- 0	0- 0	AWAY	0- 1	0- 1	8- 1			
0- 2	0- 0	0- 0	NEUTRAL	0- 2	0- 0	0- 0			
7- 3	0- 0	0- 0	NON-CONFERENCE	1- 3	0- 0	6- 0			
3- 0	0- 0	0- 0	HOME	1- 0	0- 0	2- 0			
4- 1	0- 0	0- 0	AWAY	0- 1	0- 0	4- 0			
0- 2	0- 0	0- 0	NEUTRAL	0- 2	0- 0	0- 0			
7- 5	0- 0	0- 0	CONFERENCE	0- 1	1- 2	6- 2			
3- 3	0- 0	0- 0	HOME	0- 1	1- 1	2- 1			
4- 2	0- 0	0- 0	AWAY	0- 0	0- 1	4- 1			
0- 0	0- 0	0- 0	NEUTRAL	0- 0	0- 0	0- 0			

RPI S	Opponent	Score	RPI S	Opponent	Score	RPI S	Opponent	Score	RPI S	Opponent	Score	Team's RPI: 129
						62	A Minnesota	49 77	130	A Holy Cross	62 65	
						64	N Ball St.	52 54	130	H Holy Cross	57 74	
						69	H Seton Hall	75 68	131	H Boston U.	51 34	
						75	H Bucknell	50 71	154	H George Washington	59 53	
						99	N Fordham	57 59	168	A Lafayette	53 61	
									168	H Lafayette	73 66	
									190	A Mt. St. Mary's	66 65	
									197	A Merrimack	72 68	
									199	A American	64 63	
									199	H American	56 64	
									252	A Loyola Maryland	55 53	
									267	A Delaware St.	68 38	
									297	A Navy	60 53	
									297	H Navy	70 40	
									302	A Army West Point	94 65	
									330	A Saint Peter's	80 71	
									345	H Central Conn. St.	70 51	
LAST 10 Division I												
			130	A Holy Cross	62 65		130	H Holy Cross	57 74			
			168	H Lafayette	73 66		75	H Bucknell	50 71			
			302	A Army West Point	94 65		297	A Navy	60 53			
			199	H American	56 64		199	A American	64 63			
			168	A Lafayette	53 61		131	H Boston U.	51 34			

Non-Div I Games: Bloomsburg 91 43

Lehigh

■ Loss,
 ■ Non-Conf,
 ■ S Site,
 ■ H Home
 ■ A Away
 N Neutral

Liberty

Through Games Of Feb. 13, 2020

Average RPI Win:	209	WON-LOST	WINNING	LAST 10	STRENGTH OF	OPP. STRENGTH	TEAM	ADJ.	CONF.	ADJ CONF.
Average RPI Loss:	109	RECORD	PCT. RANK	GAMES	SCHEDULE	OF SCHEDULE	RPI	RPI	RPI	RPI
DIV. I ONLY	13- 11	152	5-5	67	185	100	100	16	16	
DIV. I NON-CONF.	7- 6	161	0	70	182	100	100	14	14	
TOTALS	RPI 1-25	RPI 26-50	W-L RECORDS	RPI 51-100	RPI 101-150	RPI 150+				
13- 11	0- 1	1- 4	OVERALL	0- 0	0- 2	12- 4				
4- 5	0- 0	0- 1	HOME	0- 0	0- 1	4- 3				
7- 5	0- 0	0- 3	AWAY	0- 0	0- 1	7- 1				
2- 1	0- 1	1- 0	NEUTRAL	0- 0	0- 0	1- 0				
7- 6	0- 1	1- 2	NON-CONFERENCE	0- 0	0- 1	6- 2				
1- 3	0- 0	0- 0	HOME	0- 0	0- 1	1- 2				
4- 2	0- 0	0- 2	AWAY	0- 0	0- 0	4- 0				
2- 1	0- 1	1- 0	NEUTRAL	0- 0	0- 0	1- 0				
6- 5	0- 0	0- 2	CONFERENCE	0- 0	0- 1	6- 2				
3- 2	0- 0	0- 1	HOME	0- 0	0- 0	3- 1				
3- 3	0- 0	0- 1	AWAY	0- 0	0- 1	3- 1				
0- 0	0- 0	0- 0	NEUTRAL	0- 0	0- 0	0- 0				

RPI 1-25				RPI 26-50				RPI 51-100				Team's RPI: 100				RPI 101+			
RPI	S	Opponent	Score	RPI	S	Opponent	Score	RPI	S	Opponent	Score	RPI	S	Opponent	Score	RPI	S	Opponent	Score
13	N	Oregon St.	55 68	26	A	FGCU	57 64					115	A	North Florida	50 65				
				26	H	FGCU	65 74					147	H	UNC Greensboro	53 58				
				31	A	Virginia Tech	69 73					152	A	North Ala.	75 86				
				41	N	Bradley	75 63					152	H	North Ala.	71 76				
				43	A	James Madison	53 76					159	A	Hampton	83 59				
												166	A	Norfolk St.	67 48				
												177	N	Miami (OH)	65 53				
												186	A	Jacksonville	65 59				
												186	H	Jacksonville	85 76				
												210	A	Stetson	57 48				
												214	H	Chattanooga	54 71				
												229	H	Kennesaw St.	76 66				
												233	A	UMKC	68 44				
												251	A	Saint Francis (PA)	71 52				
												272	H	East Carolina	81 66				
												274	H	Lipscomb	64 60				
												279	H	ETSU	62 63				
												329	A	NJIT	67 53				
LAST 10 Division I																			
				186	A	Jacksonville	65 59			210	A	Stetson	57 48						
				152	A	North Ala.	75 86			274	H	Lipscomb	64 60						
				229	H	Kennesaw St.	76 66			152	H	North Ala.	71 76						
				26	H	FGCU	65 74			186	H	Jacksonville	85 76						
				115	A	North Florida	50 65			26	A	FGCU	57 64						

Non-Div I Games:

Liberty

Loss, Non-Conf, S Site, H Home A Away N Neutral

Average RPI Win:	270	WON-LOST	WINNING	LAST 10	STRENGTH OF	OPP. STRENGTH	TEAM	ADJ.	CONF.	ADJ CONF.
Average RPI Loss:	145	RECORD	PCT. RANK	GAMES	SCHEDULE	OF SCHEDULE	RPI	RPI	RPI	RPI
DIV. I ONLY	4- 19	320	2-8	98	267	274	274	16	16	
DIV. I NON-CONF.	2- 10	313	0	63	311	253	253	14	14	
TOTALS	RPI 1-25	RPI 26-50	W-L RECORDS	RPI 51-100	RPI 101-150	RPI 150+				
4- 19	0- 0	0- 1	OVERALL	0- 6	0- 2	4- 10				
1- 8	0- 0	0- 0	HOME	0- 1	0- 1	1- 6				
3- 9	0- 0	0- 1	AWAY	0- 4	0- 0	3- 4				
0- 2	0- 0	0- 0	NEUTRAL	0- 1	0- 1	0- 0				
2- 10	0- 0	0- 0	NON-CONFERENCE	0- 5	0- 1	2- 4				
1- 3	0- 0	0- 0	HOME	0- 1	0- 0	1- 2				
1- 5	0- 0	0- 0	AWAY	0- 3	0- 0	1- 2				
0- 2	0- 0	0- 0	NEUTRAL	0- 1	0- 1	0- 0				
2- 9	0- 0	0- 1	CONFERENCE	0- 1	0- 1	2- 6				
0- 5	0- 0	0- 0	HOME	0- 0	0- 1	0- 4				
2- 4	0- 0	0- 1	AWAY	0- 1	0- 0	2- 2				
0- 0	0- 0	0- 0	NEUTRAL	0- 0	0- 0	0- 0				

RPI S	Opponent	Score	RPI S	Opponent	Score	RPI S	Opponent	Score	RPI S	Opponent	Score	Team's RPI: 274
			26 A	FGCU	56 82	57 A	Dayton	60 82	102 N	Rider	76 81	
						61 H	Belmont	68 69	115 H	North Florida	60 68	
						65 A	Middle Tenn.	49 70	152 A	North Ala.	58 91	
						67 N	Marist	63 74	152 H	North Ala.	72 84	
						70 A	UT Martin	67 83	183 A	Tennessee Tech	58 78	
						100 A	Liberty	60 64	186 H	Jacksonville	64 73	
									201 H	Northern Ky.	71 69	
									210 A	Stetson	65 59	
									210 H	Stetson	34 48	
									228 H	Eastern Ill.	56 66	
									229 A	Kennesaw St.	60 88	
									229 H	Kennesaw St.	66 74	
									240 H	Murray St.	57 67	
									278 A	Jacksonville St.	63 65	
									329 A	NJIT	65 57	
									340 A	Tennessee St.	74 64	
LAST 10 Division I												
			152 A	North Ala.	58 91	329 A	NJIT	65 57				
			229 A	Kennesaw St.	60 88	100 A	Liberty	60 64				
			210 H	Stetson	34 48	229 H	Kennesaw St.	66 74				
			186 H	Jacksonville	64 73	152 H	North Ala.	72 84				
			115 H	North Florida	60 68	210 A	Stetson	65 59				

Non-Div I Games: Queens (NC) 86 45

Lipscomb

Loss, Non-Conf, S Site, H Home A Away N Neutral

Little Rock

Through Games Of Feb. 13, 2020

Average RPI Win:	268	WON-LOST	WINNING	LAST 10	STRENGTH OF	OPP. STRENGTH	TEAM	ADJ.	CONF.	ADJ CONF.
Average RPI Loss:	120	RECORD	PCT. RANK	GAMES	SCHEDULE	OF SCHEDULE	RPI	RPI	RPI	RPI
DIV. I ONLY	10- 13	221	7-3	158	167	198	198	21	21	
DIV. I NON-CONF.	2- 9	304	0	29	35	215	215	20	20	
TOTALS	RPI 1-25	RPI 26-50	W-L RECORDS	RPI 51-100	RPI 101-150	RPI 150+				
10- 13	0- 3	0- 2	OVERALL	0- 2	0- 2	10- 4				
6- 5	0- 1	0- 0	HOME	0- 1	0- 1	6- 2				
4- 8	0- 2	0- 2	AWAY	0- 1	0- 1	4- 2				
0- 0	0- 0	0- 0	NEUTRAL	0- 0	0- 0	0- 0				
2- 9	0- 3	0- 2	NON-CONFERENCE	0- 1	0- 1	2- 2				
2- 3	0- 1	0- 0	HOME	0- 0	0- 1	2- 1				
0- 6	0- 2	0- 2	AWAY	0- 1	0- 0	0- 1				
0- 0	0- 0	0- 0	NEUTRAL	0- 0	0- 0	0- 0				
8- 4	0- 0	0- 0	CONFERENCE	0- 1	0- 1	8- 2				
4- 2	0- 0	0- 0	HOME	0- 1	0- 0	4- 1				
4- 2	0- 0	0- 0	AWAY	0- 0	0- 1	4- 1				
0- 0	0- 0	0- 0	NEUTRAL	0- 0	0- 0	0- 0				

RPI 1-25				RPI 26-50				RPI 51-100				RPI 101+ Team's RPI: 198			
RPI	S	Opponent	Score	RPI	S	Opponent	Score	RPI	S	Opponent	Score	RPI	S	Opponent	Score
11	A	Mississippi St.	50 89	30	A	Western Ky.	58 77	79	A	Rice	40 66	116	A	UT Arlington	58 65
18	A	Texas A&M	35 78	38	A	Arkansas	53 86	80	H	Coastal Caro.	48 68	149	H	Memphis	50 68
23	H	LSU	50 65									192	A	Fla. Atlantic	72 79
												195	A	Louisiana	59 44
												225	H	Central Ark.	63 48
												232	H	Louisiana Tech	38 43
												238	H	Appalachian St.	68 63
												242	H	Arkansas St.	67 58
												244	H	Tulsa	63 51
												277	A	Texas St.	78 66
												277	H	Texas St.	47 50
												301	A	Ga. Southern	65 49
												301	H	Ga. Southern	58 46
												309	A	Georgia St.	43 58
												309	H	Georgia St.	66 46
												349	A	La.-Monroe	70 50
LAST 10 Division I															
277	H	Texas St.	47 50	349	A	La.-Monroe	70 50								
309	A	Georgia St.	43 58	242	H	Arkansas St.	67 58								
301	A	Ga. Southern	65 49	80	H	Coastal Caro.	48 68								
195	A	Louisiana	59 44	309	H	Georgia St.	66 46								
238	H	Appalachian St.	68 63	301	H	Ga. Southern	58 46								

Non-Div I Games:

Little Rock

Loss, Non-Conf, S Site, H Home A Away N Neutral

Average RPI Win:	268	WON-LOST	WINNING	LAST 10	STRENGTH OF	OPP. STRENGTH	TEAM	ADJ.	CONF.	ADJ CONF.
Average RPI Loss:	190	RECORD	PCT. RANK	GAMES	SCHEDULE	OF SCHEDULE	RPI	RPI	RPI	RPI
DIV. I ONLY	10- 12	205	6-4	327	177	262	262	28	28	
DIV. I NON-CONF.	4- 8	235	0	303	85	282	282	26	26	
TOTALS	RPI 1-25	RPI 26-50	W-L RECORDS	RPI 51-100	RPI 101-150	RPI 150+				
10- 12	0- 2	0- 0	OVERALL	0- 1	0- 1	10- 8				
6- 3	0- 1	0- 0	HOME	0- 0	0- 0	6- 2				
2- 9	0- 1	0- 0	AWAY	0- 1	0- 1	2- 6				
2- 0	0- 0	0- 0	NEUTRAL	0- 0	0- 0	2- 0				
4- 8	0- 2	0- 0	NON-CONFERENCE	0- 1	0- 1	4- 4				
1- 3	0- 1	0- 0	HOME	0- 0	0- 0	1- 2				
1- 5	0- 1	0- 0	AWAY	0- 1	0- 1	1- 2				
2- 0	0- 0	0- 0	NEUTRAL	0- 0	0- 0	2- 0				
6- 4	0- 0	0- 0	CONFERENCE	0- 0	0- 0	6- 4				
5- 0	0- 0	0- 0	HOME	0- 0	0- 0	5- 0				
1- 4	0- 0	0- 0	AWAY	0- 0	0- 0	1- 4				
0- 0	0- 0	0- 0	NEUTRAL	0- 0	0- 0	0- 0				

RPI 1-25				RPI 26-50				RPI 51-100				RPI 101+ Team's RPI: 262			
RPI	S	Opponent	Score	RPI	S	Opponent	Score	RPI	S	Opponent	Score	RPI	S	Opponent	Score
1	H	Oregon	45 81					78	A	Southern California	40 57	134	A	California	45 68
7	A	UCLA	51 86									161	A	UC Davis	55 57
												176	A	Hawaii	44 68
												176	H	Hawaii	62 55
												206	A	Santa Clara	54 46
												209	N	Penn St.	64 56
												241	A	Cal St. Fullerton	65 69
												276	H	UC Santa Barbara	59 53
												285	H	CSUN	60 52
												286	H	LMU (CA)	57 70
												289	H	UC Riverside	73 67
												290	H	Utah St.	48 56
												292	A	California Baptist	70 79
												300	A	UC Irvine	56 46
												306	A	Seattle U	54 66
												310	A	Cal Poly	41 61
												310	H	Cal Poly	72 69
												312	H	Air Force	74 68
												314	N	UTRGV	69 65
LAST 10 Division I															
276	H	UC Santa Barbara	59 53	176	H	Hawaii	62 55								
310	A	Cal Poly	41 61	285	H	CSUN	60 52								
176	A	Hawaii	44 68	161	A	UC Davis	55 57								
289	H	UC Riverside	73 67	241	A	Cal St. Fullerton	65 69								
300	A	UC Irvine	56 46	310	H	Cal Poly	72 69								

Non-Div I Games: Westcliff 94 47 Bethesda (CA) 90 43

Long Beach St.

Loss, Non-Conf, S Site, H Home A Away N Neutral

Average RPI Win:	273	WON-LOST	WINNING	LAST 10	STRENGTH OF	OPP. STRENGTH	TEAM	ADJ.	CONF.	ADJ CONF.
Average RPI Loss:	194	RECORD	PCT. RANK	GAMES	SCHEDULE	OF SCHEDULE	RPI	RPI	RPI	RPI
DIV. I ONLY	10- 12	205	4-6	286	316	258	258	25	25	
DIV. I NON-CONF.	4- 5	195	0	294	226	255	255	28	28	
TOTALS	RPI 1-25	RPI 26-50	W-L RECORDS	RPI 51-100	RPI 101-150	RPI 150+				
10- 12	0- 0	0- 1	OVERALL	0- 0	0- 2	10- 9				
6- 5	0- 0	0- 0	HOME	0- 0	0- 1	6- 4				
4- 7	0- 0	0- 1	AWAY	0- 0	0- 1	4- 5				
0- 0	0- 0	0- 0	NEUTRAL	0- 0	0- 0	0- 0				
4- 5	0- 0	0- 1	NON-CONFERENCE	0- 0	0- 1	4- 3				
3- 1	0- 0	0- 0	HOME	0- 0	0- 0	3- 1				
1- 4	0- 0	0- 1	AWAY	0- 0	0- 1	1- 2				
0- 0	0- 0	0- 0	NEUTRAL	0- 0	0- 0	0- 0				
6- 7	0- 0	0- 0	CONFERENCE	0- 0	0- 1	6- 6				
3- 4	0- 0	0- 0	HOME	0- 0	0- 1	3- 3				
3- 3	0- 0	0- 0	AWAY	0- 0	0- 0	3- 3				
0- 0	0- 0	0- 0	NEUTRAL	0- 0	0- 0	0- 0				

RPI 1-25			RPI 26-50			RPI 51-100			RPI 101+			Team's RPI: 258
RPI	S	Opponent	Score	RPI	S	Opponent	Score	RPI	S	Opponent	Score	
				43	A	James Madison	53 93					
								103	H	Campbell	55 70	
								140	A	Florida	54 71	
								159	A	Hampton	55 73	
								166	A	Norfolk St.	46 49	
								191	H	High Point	69 76	
								211	H	Brown	86 76	
								212	A	Gardner-Webb	70 73	
								212	H	Gardner-Webb	80 70	
								220	H	Radford	61 62	
								234	A	UNC Asheville	54 51	
								234	H	UNC Asheville	73 56	
								256	A	Winthrop	63 74	
								264	A	Wofford	76 79	
								267	H	Delaware St.	78 62	
								268	H	UNCW	59 58	
								272	H	East Carolina	61 64	
								307	A	Presbyterian	71 60	
								307	H	Presbyterian	77 82	
								319	A	UMES	71 62	
								331	A	USC Upstate	70 62	
								343	H	Charleston So.	84 64	
LAST 10 Division I												
				212	A	Gardner-Webb	70 73	256	A	Winthrop	63 74	
				307	H	Presbyterian	77 82	191	H	High Point	69 76	
				234	A	UNC Asheville	54 51	220	H	Radford	61 62	
				159	A	Hampton	55 73	331	A	USC Upstate	70 62	
				234	H	UNC Asheville	73 56	343	H	Charleston So.	84 64	

Non-Div I Games:

Longwood

■ Loss,
 ■ Non-Conf,
 ■ S Site,
 ■ H Home
 ■ A Away
 N Neutral

Louisiana

Through Games Of Feb. 13, 2020

Average RPI Win:	248	WON-LOST	WINNING	LAST 10	STRENGTH OF	OPP. STRENGTH	TEAM	ADJ.	CONF.	ADJ CONF.
Average RPI Loss:	181	RECORD	PCT. RANK	GAMES	SCHEDULE	OF SCHEDULE	RPI	RPI	RPI	RPI
DIV. I ONLY	11- 10	161	5-5	256	254	195	195	21	21	
DIV. I NON-CONF.	5- 4	140	0	236	239	144	144	20	20	
TOTALS	RPI 1-25	RPI 26-50	W-L RECORDS	RPI 51-100	RPI 101-150	RPI 150+				
11- 10	0- 1	0- 0	OVERALL	1- 1	0- 1	10- 7				
5- 4	0- 1	0- 0	HOME	0- 1	0- 0	5- 2				
6- 6	0- 0	0- 0	AWAY	1- 0	0- 1	5- 5				
0- 0	0- 0	0- 0	NEUTRAL	0- 0	0- 0	0- 0				
5- 4	0- 1	0- 0	NON-CONFERENCE	0- 0	0- 0	5- 3				
2- 1	0- 1	0- 0	HOME	0- 0	0- 0	2- 0				
3- 3	0- 0	0- 0	AWAY	0- 0	0- 0	3- 3				
0- 0	0- 0	0- 0	NEUTRAL	0- 0	0- 0	0- 0				
6- 6	0- 0	0- 0	CONFERENCE	1- 1	0- 1	5- 4				
3- 3	0- 0	0- 0	HOME	0- 1	0- 0	3- 2				
3- 3	0- 0	0- 0	AWAY	1- 0	0- 1	2- 2				
0- 0	0- 0	0- 0	NEUTRAL	0- 0	0- 0	0- 0				

RPI 1-25				RPI 26-50				RPI 51-100				RPI 101+ Team's RPI: 195			
RPI	S	Opponent	Score	RPI	S	Opponent	Score	RPI	S	Opponent	Score	RPI	S	Opponent	Score
11	H	Mississippi St.	48 64					52	A	Troy	79 73	116	A	UT Arlington	52 79
								52	H	Troy	64 67	155	A	New Orleans	65 60
												157	A	Jackson St.	54 65
												158	A	Sam Houston St.	73 77
												198	H	Little Rock	44 59
												224	H	Southeastern La.	60 50
												242	H	Arkansas St.	83 43
												247	A	South Alabama	63 78
												247	H	South Alabama	73 68
												249	A	Lamar University	74 63
												262	A	North Texas	66 69
												277	A	Texas St.	73 67
												282	A	Ole Miss	53 42
												301	A	Ga. Southern	67 83
												309	A	Georgia St.	75 65
												309	H	Georgia St.	53 61
												337	H	McNeese	75 55
												349	H	La.-Monroe	68 55
LAST 10 Division I															
309	H	Georgia St.	53 61	242	H	Arkansas St.	83 43								
52	H	Troy	64 67	277	A	Texas St.	73 67								
247	A	South Alabama	63 78	116	A	UT Arlington	52 79								
198	H	Little Rock	44 59	52	A	Troy	79 73								
349	H	La.-Monroe	68 55	247	H	South Alabama	73 68								

Non-Div I Games: Loyola (LA) 67 51 Xavier (LA) 62 49

Louisiana

Loss, Non-Conf, S Site, H Home A Away N Neutral

Louisiana Tech

Through Games Of Feb. 13, 2020

Average RPI Win:	232	WON-LOST	WINNING	LAST 10	STRENGTH OF	OPP. STRENGTH	TEAM	ADJ.	CONF.	ADJ CONF.
Average RPI Loss:	156	RECORD	PCT. RANK	GAMES	SCHEDULE	OF SCHEDULE	RPI	RPI	RPI	RPI
DIV. I ONLY	10- 11	195	4-6	244	166	232	232	13	13	
DIV. I NON-CONF.	6- 3	90	0	338	272	228	228	15	15	
TOTALS	RPI 1-25	RPI 26-50	W-L RECORDS	RPI 51-100	RPI 101-150	RPI 150+				
10- 11	0- 0	0- 2	OVERALL	1- 2	1- 1	8- 6				
8- 4	0- 0	0- 1	HOME	1- 0	1- 1	6- 2				
2- 7	0- 0	0- 1	AWAY	0- 2	0- 0	2- 4				
0- 0	0- 0	0- 0	NEUTRAL	0- 0	0- 0	0- 0				
6- 3	0- 0	0- 0	NON-CONFERENCE	0- 0	1- 0	5- 3				
5- 1	0- 0	0- 0	HOME	0- 0	1- 0	4- 1				
1- 2	0- 0	0- 0	AWAY	0- 0	0- 0	1- 2				
0- 0	0- 0	0- 0	NEUTRAL	0- 0	0- 0	0- 0				
4- 8	0- 0	0- 2	CONFERENCE	1- 2	0- 1	3- 3				
3- 3	0- 0	0- 1	HOME	1- 0	0- 1	2- 1				
1- 5	0- 0	0- 1	AWAY	0- 2	0- 0	1- 2				
0- 0	0- 0	0- 0	NEUTRAL	0- 0	0- 0	0- 0				

RPI 1-25				RPI 26-50				RPI 51-100				RPI 101+				Team's RPI: 232	
RPI	S	Opponent	Score	RPI	S	Opponent	Score	RPI	S	Opponent	Score	RPI	S	Opponent	Score		
				28	A	Old Dominion	61 77	65	H	Middle Tenn.	78 60	118	H	UAB	51 71		
				30	H	Western Ky.	75 84	76	A	Charlotte	37 55	149	H	Memphis	83 74		
								79	A	Rice	47 60	162	H	Wichita St.	80 88		
												170	A	Houston	53 67		
												198	A	Little Rock	43 38		
												204	A	Southern Miss.	60 66		
												213	H	UTEP	87 80		
												224	H	Southeastern La.	92 78		
												242	H	Arkansas St.	67 54		
												250	H	Marshall	60 50		
												262	A	North Texas	69 74		
												282	A	Ole Miss	53 76		
												295	A	FIU	68 44		
												304	H	UTSA	73 82		
												337	H	McNeese	79 54		
												347	H	Grambling	70 66		
LAST 10 Division I																	
				295	A	FIU	68 44	118	H	UAB	51 71						
				250	H	Marshall	60 50	65	H	Middle Tenn.	78 60						
				30	H	Western Ky.	75 84	262	A	North Texas	69 74						
				28	A	Old Dominion	61 77	79	A	Rice	47 60						
				76	A	Charlotte	37 55	213	H	UTEP	87 80						

Non-Div I Games: Loyola (LA) 71 52 LSU-Alexandria 93 61

Louisiana Tech

■ Loss,
 ■ Non-Conf, S Site,
 ■ Home
 ■ Away
 N Neutral

Average RPI Win:	102	WON-LOST	WINNING	LAST 10	STRENGTH OF	OPP. STRENGTH	TEAM	ADJ.	CONF.	ADJ CONF.
Average RPI Loss:	40	RECORD	PCT. RANK	GAMES	SCHEDULE	OF SCHEDULE	RPI	RPI	RPI	RPI
DIV. I ONLY	22- 3	11	8-2	25	5	5	5	5	5	5
DIV. I NON-CONF.	11- 1	13	0	9	9	1	1	3	3	3
TOTALS	RPI 1-25	RPI 26-50	W-L RECORDS	RPI 51-100	RPI 101-150	RPI 150+				
22- 3	3- 2	4- 0	OVERALL	6- 1	4- 0	5- 0				
10- 1	1- 1	2- 0	HOME	2- 0	2- 0	3- 0				
9- 2	1- 1	1- 0	AWAY	4- 1	1- 0	2- 0				
3- 0	1- 0	1- 0	NEUTRAL	0- 0	1- 0	0- 0				
11- 1	2- 1	3- 0	NON-CONFERENCE	1- 0	2- 0	3- 0				
5- 0	1- 0	1- 0	HOME	0- 0	1- 0	2- 0				
3- 1	0- 1	1- 0	AWAY	1- 0	0- 0	1- 0				
3- 0	1- 0	1- 0	NEUTRAL	0- 0	1- 0	0- 0				
11- 2	1- 1	1- 0	CONFERENCE	5- 1	2- 0	2- 0				
5- 1	0- 1	1- 0	HOME	2- 0	1- 0	1- 0				
6- 1	1- 0	0- 0	AWAY	3- 1	1- 0	1- 0				
0- 0	0- 0	0- 0	NEUTRAL	0- 0	0- 0	0- 0				

RPI	S	Opponent	Score	RPI	S	Opponent	Score	RPI	S	Opponent	Score	RPI	S	Opponent	Score
1	N	Oregon	72 62	27	A	Kentucky	67 66	51	H	Virginia	71 56	110	H	Wake Forest	75 61
16	A	NC State	66 59	30	H	Western Ky.	75 56	70	A	UT Martin	71 63	112	A	Notre Dame	86 54
17	H	Central Mich.	76 63	36	H	Duke	60 55	72	A	Syracuse	51 59	116	N	UT Arlington	76 67
24	H	Florida St.	59 67	46	N	Oklahoma St.	69 48	72	H	Syracuse	62 58	126	H	Boise St.	98 82
25	A	Ohio St.	60 67					73	A	Boston College	81 70	201	A	Northern Ky.	85 57
								88	A	Miami (FL)	87 41	207	A	Clemson	75 50
								94	A	North Carolina	74 67	214	H	Chattanooga	86 37
												240	H	Murray St.	76 40
												287	H	Pittsburgh	83 49
LAST 10 Division I															
16	A	NC State	66 59	51	H	Virginia	71 56								
72	A	Syracuse	51 59	94	A	North Carolina	74 67								
24	H	Florida St.	59 67	73	A	Boston College	81 70								
112	A	Notre Dame	86 54	110	H	Wake Forest	75 61								
287	H	Pittsburgh	83 49	88	A	Miami (FL)	87 41								

Non-Div I Games:

Louisville

■ Loss,
■ Non-Conf,
■ S Site,
■ H Home
■ A Away
N Neutral

Average RPI Win:	248	WON-LOST	WINNING	LAST 10	STRENGTH OF	OPP. STRENGTH	TEAM	ADJ.	CONF.	ADJ CONF.
Average RPI Loss:	71	RECORD	PCT. RANK	GAMES	SCHEDULE	OF SCHEDULE	RPI	RPI	RPI	RPI
DIV. I ONLY	15- 7	65	6-4	260	145	132	132	7	7	
DIV. I NON-CONF.	9- 2	37	0	292	315	125	125	7	7	
TOTALS	RPI 1-25	RPI 26-50	W-L RECORDS	RPI 51-100	RPI 101-150	RPI 150+				
15- 7	0- 2	0- 2	OVERALL	2- 1	1- 0	12- 2				
7- 4	0- 2	0- 1	HOME	2- 0	0- 0	5- 1				
8- 3	0- 0	0- 1	AWAY	0- 1	1- 0	7- 1				
0- 0	0- 0	0- 0	NEUTRAL	0- 0	0- 0	0- 0				
9- 2	0- 1	0- 0	NON-CONFERENCE	0- 0	1- 0	8- 1				
3- 2	0- 1	0- 0	HOME	0- 0	0- 0	3- 1				
6- 0	0- 0	0- 0	AWAY	0- 0	1- 0	5- 0				
0- 0	0- 0	0- 0	NEUTRAL	0- 0	0- 0	0- 0				
6- 5	0- 1	0- 2	CONFERENCE	2- 1	0- 0	4- 1				
4- 2	0- 1	0- 1	HOME	2- 0	0- 0	2- 0				
2- 3	0- 0	0- 1	AWAY	0- 1	0- 0	2- 1				
0- 0	0- 0	0- 0	NEUTRAL	0- 0	0- 0	0- 0				

RPI S	Opponent	Score	RPI S	Opponent	Score	RPI S	Opponent	Score	RPI S	Opponent	Score	Team's RPI: 132
4	H Missouri St.	72 74	34	A Drake	52 80	59	A UNI	50 70	145	A Portland	78 64	
19	H DePaul	76 83	41	H Bradley	47 60	77	H Illinois St.	69 64	165	H Western Mich.	60 70	
						86	H Southern Ill.	51 49	178	A Valparaiso	64 66	
									185	H Dartmouth	61 40	
									228	A Eastern Ill.	67 51	
									233	A UMKC	72 67	
									261	H Bowling Green	84 76	
									273	A Indiana St.	58 51	
									273	H Indiana St.	65 55	
									299	H Vermont	78 76	
									323	A Evansville	71 61	
									323	H Evansville	77 47	
									328	A Detroit Mercy	89 60	
									339	A SIUE	63 50	
									350	A Chicago St.	98 53	
LAST 10 Division I												
323	H Evansville	77 47	77	H Illinois St.	69 64							
273	H Indiana St.	65 55	41	H Bradley	47 60							
34	A Drake	52 80	273	A Indiana St.	58 51							
59	A UNI	50 70	323	A Evansville	71 61							
178	A Valparaiso	64 66	86	H Southern Ill.	51 49							

Non-Div I Games:

Loyola Chicago

■ Loss,
 ■ Non-Conf, S Site,
 ■ Home
 ■ Away
 N Neutral

Loyola Maryland

Through Games Of Feb. 13, 2020

Average RPI Win:	238	WON-LOST	WINNING	LAST 10	STRENGTH OF	OPP. STRENGTH	TEAM	ADJ.	CONF.	ADJ CONF.
Average RPI Loss:	144	RECORD	PCT. RANK	GAMES	SCHEDULE	OF SCHEDULE	RPI	RPI	RPI	RPI
DIV. I ONLY	7- 16	278	4-6	139	169	252	252	15	15	
DIV. I NON-CONF.	3- 8	268	0	193	190	257	257	16	16	
TOTALS	RPI 1-25	RPI 26-50	W-L RECORDS	RPI 51-100	RPI 101-150	RPI 150+				
7- 16	0- 2	0- 0	OVERALL	1- 2	0- 5	6- 7				
5- 5	0- 0	0- 0	HOME	1- 1	0- 3	4- 1				
2- 10	0- 2	0- 0	AWAY	0- 1	0- 2	2- 5				
0- 1	0- 0	0- 0	NEUTRAL	0- 0	0- 0	0- 1				
3- 8	0- 2	0- 0	NON-CONFERENCE	0- 0	0- 1	3- 5				
2- 1	0- 0	0- 0	HOME	0- 0	0- 0	2- 1				
1- 6	0- 2	0- 0	AWAY	0- 0	0- 1	1- 3				
0- 1	0- 0	0- 0	NEUTRAL	0- 0	0- 0	0- 1				
4- 8	0- 0	0- 0	CONFERENCE	1- 2	0- 4	3- 2				
3- 4	0- 0	0- 0	HOME	1- 1	0- 3	2- 0				
1- 4	0- 0	0- 0	AWAY	0- 1	0- 1	1- 2				
0- 0	0- 0	0- 0	NEUTRAL	0- 0	0- 0	0- 0				

RPI 1-25				RPI 26-50				RPI 51-100				RPI 101+ Team's RPI: 252			
RPI	S	Opponent	Score	RPI	S	Opponent	Score	RPI	S	Opponent	Score	RPI	S	Opponent	Score
3	A	Maryland	45 105					75	A	Bucknell	42 66	112	A	Notre Dame	60 84
14	A	Northwestern	46 67					75	H	Bucknell	60 50	129	H	Lehigh	53 55
								96	H	Colgate	74 76	130	H	Holy Cross	56 64
												131	A	Boston U.	42 44
												131	H	Boston U.	39 41
												160	N	Wright St.	51 66
												168	A	Lafayette	52 55
												185	H	Dartmouth	72 56
												190	A	Mt. St. Mary's	75 81
												192	A	Fla. Atlantic	61 72
												199	A	American	44 63
												199	H	American	56 47
												255	H	Howard	69 75
												280	H	Monmouth	64 48
												297	A	Navy	50 44
												302	H	Army West Point	68 59
												313	A	St. Francis Brooklyn	78 89
												326	A	Fairleigh Dickinson	75 46
LAST 10 Division I															
199	H	American	56 47	199	A	American	44 63								
75	A	Bucknell	42 66	302	H	Army West Point	68 59								
297	A	Navy	50 44	131	A	Boston U.	42 44								
131	H	Boston U.	39 41	168	A	Lafayette	52 55								
75	H	Bucknell	60 50	96	H	Colgate	74 76								

Non-Div I Games:

Loyola Maryland

Loss, Non-Conf, S Site, H Home A Away N Neutral

Maine

Through Games Of Feb. 13, 2020

Average RPI Win:	263	WON-LOST	WINNING	LAST 10	STRENGTH OF	OPP. STRENGTH	TEAM	ADJ.	CONF.	ADJ CONF.
Average RPI Loss:	123	RECORD	PCT. RANK	GAMES	SCHEDULE	OF SCHEDULE	RPI	RPI	RPI	RPI
DIV. I ONLY	11- 14	216	7-3	167	207	219	219	27	27	
DIV. I NON-CONF.	3- 10	282	0	81	41	227	227	27	27	
TOTALS	RPI 1-25	RPI 26-50	W-L RECORDS	RPI 51-100	RPI 101-150	RPI 150+				
11- 14	0- 1	0- 2	OVERALL	0- 3	1- 3	10- 5				
8- 4	0- 0	0- 0	HOME	0- 0	1- 3	7- 1				
3- 7	0- 1	0- 0	AWAY	0- 2	0- 0	3- 4				
0- 3	0- 0	0- 2	NEUTRAL	0- 1	0- 0	0- 0				
3- 10	0- 1	0- 2	NON-CONFERENCE	0- 2	1- 3	2- 2				
2- 3	0- 0	0- 0	HOME	0- 0	1- 3	1- 0				
1- 4	0- 1	0- 0	AWAY	0- 1	0- 0	1- 2				
0- 3	0- 0	0- 2	NEUTRAL	0- 1	0- 0	0- 0				
8- 4	0- 0	0- 0	CONFERENCE	0- 1	0- 0	8- 3				
6- 1	0- 0	0- 0	HOME	0- 0	0- 0	6- 1				
2- 3	0- 0	0- 0	AWAY	0- 1	0- 0	2- 2				
0- 0	0- 0	0- 0	NEUTRAL	0- 0	0- 0	0- 0				

RPI 1-25				RPI 26-50				RPI 51-100				RPI 101+ Team's RPI: 219			
RPI	S	Opponent	Score	RPI	S	Opponent	Score	RPI	S	Opponent	Score	RPI	S	Opponent	Score
16	A	NC State	34 62	29	N	Arizona St.	31 57	55	A	Drexel	57 70	101	H	Harvard	40 69
				34	N	Drake	62 94	57	N	Dayton	49 78	131	H	Boston U.	49 62
								66	A	Stony Brook	69 73	136	H	Green Bay	61 60
												144	H	Northeastern	58 66
												174	A	Binghamton	63 73
												174	H	Binghamton	75 65
												184	A	Delaware	69 56
												185	A	Dartmouth	41 57
												211	A	Brown	70 76
												226	A	UMass Lowell	57 66
												226	H	UMass Lowell	77 53
												269	H	New Hampshire	67 50
												294	H	UMBC	54 74
												297	H	Navy	46 41
												299	A	Vermont	65 47
												299	H	Vermont	70 59
												311	H	Albany (NY)	60 49
												348	A	Hartford	69 52
												348	H	Hartford	87 73
LAST 10 Division I															
226	H	UMass Lowell	77 53	299	A	Vermont	65 47								
174	H	Binghamton	75 65	174	A	Binghamton	63 73								
299	H	Vermont	70 59	226	A	UMass Lowell	57 66								
348	A	Hartford	69 52	311	H	Albany (NY)	60 49								
294	H	UMBC	54 74	269	H	New Hampshire	67 50								

Non-Div I Games: Husson 104 43

Maine

Loss, Non-Conf, S Site, H Home A Away N Neutral

Average RPI Win:	278	WON-LOST	WINNING	LAST 10	STRENGTH OF	OPP. STRENGTH	TEAM	ADJ.	CONF.	ADJ CONF.
Average RPI Loss:	139	RECORD	PCT. RANK	GAMES	SCHEDULE	OF SCHEDULE	RPI	RPI	RPI	RPI
DIV. I ONLY	10- 13	221	4-6	182	295	223	223	24	24	
DIV. I NON-CONF.	3- 6	235	0	93	256	208	208	25	25	
TOTALS	RPI 1-25	RPI 26-50	W-L RECORDS	RPI 51-100	RPI 101-150	RPI 150+				
10- 13	0- 0	0- 0	OVERALL	0- 6	0- 2	10- 5				
7- 4	0- 0	0- 0	HOME	0- 2	0- 1	7- 1				
3- 9	0- 0	0- 0	AWAY	0- 4	0- 1	3- 4				
0- 0	0- 0	0- 0	NEUTRAL	0- 0	0- 0	0- 0				
3- 6	0- 0	0- 0	NON-CONFERENCE	0- 4	0- 1	3- 1				
2- 2	0- 0	0- 0	HOME	0- 1	0- 1	2- 0				
1- 4	0- 0	0- 0	AWAY	0- 3	0- 0	1- 1				
0- 0	0- 0	0- 0	NEUTRAL	0- 0	0- 0	0- 0				
7- 7	0- 0	0- 0	CONFERENCE	0- 2	0- 1	7- 4				
5- 2	0- 0	0- 0	HOME	0- 1	0- 0	5- 1				
2- 5	0- 0	0- 0	AWAY	0- 1	0- 1	2- 3				
0- 0	0- 0	0- 0	NEUTRAL	0- 0	0- 0	0- 0				

RPI 1-25				RPI 26-50				RPI 51-100				RPI 101+				Team's RPI: 223	
RPI	S	Opponent	Score	RPI	S	Opponent	Score	RPI	S	Opponent	Score	RPI	S	Opponent	Score		
								66	A	Stony Brook	54 59	102	A	Rider	53 76		
								67	A	Marist	53 74	107	H	Duquesne	65 76		
								67	H	Marist	66 71	168	A	Lafayette	53 60		
								81	A	Nebraska	51 71	181	A	Quinnipiac	58 70		
								97	A	Villanova	51 63	181	H	Quinnipiac	77 62		
								99	H	Fordham	45 51	185	H	Dartmouth	70 58		
												216	A	Fairfield	47 87		
												246	H	Iona	54 32		
												266	H	Niagara	68 65		
												275	A	Siena	80 50		
												275	H	Siena	49 59		
												280	A	Monmouth	60 62		
												302	H	Army West Point	86 56		
												326	A	Fairleigh Dickinson	62 61		
												330	A	Saint Peter's	85 52		
												330	H	Saint Peter's	68 64		
												334	H	Canisius	68 50		
LAST 10 Division I																	
				181	H	Quinnipiac	77 62	246	H	Iona	54 32						
				67	A	Marist	53 74	216	A	Fairfield	47 87						
				275	H	Siena	49 59	67	H	Marist	66 71						
				330	H	Saint Peter's	68 64	275	A	Siena	80 50						
				102	A	Rider	53 76	181	A	Quinnipiac	58 70						

Non-Div I Games:

Manhattan

■ Loss,
 ■ Non-Conf,
 ■ S Site,
 ■ H Home
 ■ A Away
 N Neutral

Average RPI Win:	226	WON-LOST	WINNING	LAST 10	STRENGTH OF	OPP. STRENGTH	TEAM	ADJ.	CONF.	ADJ CONF.
Average RPI Loss:	89	RECORD	PCT. RANK	GAMES	SCHEDULE	OF SCHEDULE	RPI	RPI	RPI	RPI
DIV. I ONLY	19- 4	22	8-2	204	209	67	67	24	24	
DIV. I NON-CONF.	7- 2	53	0	72	58	42	42	25	25	
TOTALS	RPI 1-25	RPI 26-50	W-L RECORDS	RPI 51-100	RPI 101-150	RPI 150+				
19- 4	0- 2	0- 0	OVERALL	0- 0	6- 1	13- 1				
9- 2	0- 1	0- 0	HOME	0- 0	2- 1	7- 0				
8- 2	0- 1	0- 0	AWAY	0- 0	3- 0	5- 1				
2- 0	0- 0	0- 0	NEUTRAL	0- 0	1- 0	1- 0				
7- 2	0- 2	0- 0	NON-CONFERENCE	0- 0	5- 0	2- 0				
3- 1	0- 1	0- 0	HOME	0- 0	2- 0	1- 0				
2- 1	0- 1	0- 0	AWAY	0- 0	2- 0	0- 0				
2- 0	0- 0	0- 0	NEUTRAL	0- 0	1- 0	1- 0				
12- 2	0- 0	0- 0	CONFERENCE	0- 0	1- 1	11- 1				
6- 1	0- 0	0- 0	HOME	0- 0	0- 1	6- 0				
6- 1	0- 0	0- 0	AWAY	0- 0	1- 0	5- 1				
0- 0	0- 0	0- 0	NEUTRAL	0- 0	0- 0	0- 0				

RPI 1-25				RPI 26-50				RPI 51-100 Team's RPI: 67				RPI 101+			
RPI	S	Opponent	Score	RPI	S	Opponent	Score	RPI	S	Opponent	Score	RPI	S	Opponent	Score
17	A	Central Mich.	54 77									102	A	Rider	63 58
20	H	Princeton	50 62									102	H	Rider	72 76
												115	N	North Florida	69 54
												116	A	UT Arlington	73 57
												131	A	Boston U.	89 75
												136	H	Green Bay	72 60
												137	H	Elon	63 55
												181	H	Quinnipiac	73 60
												216	A	Fairfield	48 52
												223	A	Manhattan	71 66
												223	H	Manhattan	74 53
												246	A	Iona	73 56
												266	A	Niagara	94 67
												266	H	Niagara	82 57
												274	N	Lipscomb	74 63
												280	A	Monmouth	74 53
												280	H	Monmouth	76 66
												311	H	Albany (NY)	76 52
												330	H	Saint Peter's	96 76
												334	A	Canisius	90 59
												334	H	Canisius	86 72
LAST 10 Division I															
334	H	Canisius	86 72	216	A	Fairfield	48 52								
102	A	Rider	63 58	280	A	Monmouth	74 53								
223	H	Manhattan	74 53	181	H	Quinnipiac	73 60								
246	A	Iona	73 56	223	A	Manhattan	71 66								
266	H	Niagara	82 57	102	H	Rider	72 76								

Non-Div I Games:

Marist

■ Loss,
 ■ Non-Conf,
 ■ S Site,
 ■ H Home
 ■ A Away
 N Neutral

Average RPI Win:	149	WON-LOST	WINNING	LAST 10	STRENGTH OF	OPP. STRENGTH	TEAM	ADJ.	CONF.	ADJ CONF.
Average RPI Loss:	40	RECORD	PCT. RANK	GAMES	SCHEDULE	OF SCHEDULE	RPI	RPI	RPI	RPI
DIV. I ONLY	18- 6	42	8-2	68	54	32	32	6	6	
DIV. I NON-CONF.	9- 2	37	0	80	54	45	45	6	6	
TOTALS	RPI 1-25	RPI 26-50	W-L RECORDS	RPI 51-100	RPI 101-150	RPI 150+				
18- 6	0- 3	1- 1	OVERALL	7- 2	3- 0	7- 0				
10- 2	0- 2	1- 0	HOME	5- 0	1- 0	3- 0				
7- 4	0- 1	0- 1	AWAY	2- 2	2- 0	3- 0				
1- 0	0- 0	0- 0	NEUTRAL	0- 0	0- 0	1- 0				
9- 2	0- 2	0- 0	NON-CONFERENCE	3- 0	1- 0	5- 0				
4- 2	0- 2	0- 0	HOME	2- 0	0- 0	2- 0				
4- 0	0- 0	0- 0	AWAY	1- 0	1- 0	2- 0				
1- 0	0- 0	0- 0	NEUTRAL	0- 0	0- 0	1- 0				
9- 4	0- 1	1- 1	CONFERENCE	4- 2	2- 0	2- 0				
6- 0	0- 0	1- 0	HOME	3- 0	1- 0	1- 0				
3- 4	0- 1	0- 1	AWAY	1- 2	1- 0	1- 0				
0- 0	0- 0	0- 0	NEUTRAL	0- 0	0- 0	0- 0				

RPI 1-25				RPI 26-50				Team's RPI: 32				RPI 51-100				RPI 101+			
RPI	S	Opponent	Score	RPI	S	Opponent	Score	RPI	S	Opponent	Score	RPI	S	Opponent	Score	RPI	S	Opponent	Score
11	H	Mississippi St.	68 74	33	A	Creighton	62 72	60	A	St. John's (NY)	67 57	136	A	Green Bay	60 47				
14	H	Northwestern	56 64	33	H	Creighton	52 50	60	H	St. John's (NY)	94 85	142	A	Providence	60 50				
19	A	DePaul	71 89					61	H	Belmont	53 51	142	H	Providence	85 55				
								69	A	Seton Hall	60 72	163	A	Saint Mary's (CA)	77 63				
								69	H	Seton Hall	81 60	236	A	Milwaukee	78 56				
								77	H	Illinois St.	58 41	239	H	Georgetown	73 51				
								84	A	South Dakota St.	65 58	244	N	Tulsa	61 60				
								95	A	Butler	55 61	254	H	Morgan St.	70 48				
								97	H	Villanova	57 52	265	A	Xavier	80 60				
												313	H	St. Francis Brooklyn	92 71				
LAST 10 Division I																			
60	A	St. John's (NY)	67 57	239	H	Georgetown	73 51												
69	A	Seton Hall	60 72	265	A	Xavier	80 60												
33	H	Creighton	52 50	95	A	Butler	55 61												
142	H	Providence	85 55	69	H	Seton Hall	81 60												
97	H	Villanova	57 52	60	H	St. John's (NY)	94 85												

Non-Div I Games:

Marquette

Marshall

Through Games Of Feb. 13, 2020

Average RPI Win:	233	WON-LOST	WINNING	LAST 10	STRENGTH OF	OPP. STRENGTH	TEAM	ADJ.	CONF.	ADJ CONF.
Average RPI Loss:	148	RECORD	PCT. RANK	GAMES	SCHEDULE	OF SCHEDULE	RPI	RPI	RPI	RPI
DIV. I ONLY	8- 13	248	4-6	236	139	250	250	13	13	
DIV. I NON-CONF.	3- 6	235	0	334	209	318	318	15	15	
TOTALS	RPI 1-25	RPI 26-50	W-L RECORDS	RPI 51-100	RPI 101-150	RPI 150+				
8- 13	0- 0	0- 3	OVERALL	0- 4	1- 0	7- 6				
5- 5	0- 0	0- 1	HOME	0- 1	1- 0	4- 3				
3- 8	0- 0	0- 2	AWAY	0- 3	0- 0	3- 3				
0- 0	0- 0	0- 0	NEUTRAL	0- 0	0- 0	0- 0				
3- 6	0- 0	0- 1	NON-CONFERENCE	0- 1	0- 0	3- 4				
2- 2	0- 0	0- 0	HOME	0- 0	0- 0	2- 2				
1- 4	0- 0	0- 1	AWAY	0- 1	0- 0	1- 2				
0- 0	0- 0	0- 0	NEUTRAL	0- 0	0- 0	0- 0				
5- 7	0- 0	0- 2	CONFERENCE	0- 3	1- 0	4- 2				
3- 3	0- 0	0- 1	HOME	0- 1	1- 0	2- 1				
2- 4	0- 0	0- 1	AWAY	0- 2	0- 0	2- 1				
0- 0	0- 0	0- 0	NEUTRAL	0- 0	0- 0	0- 0				

RPI 1-25				RPI 26-50				RPI 51-100				RPI 101+				Team's RPI: 250	
RPI	S	Opponent	Score	RPI	S	Opponent	Score	RPI	S	Opponent	Score	RPI	S	Opponent	Score		
				28	A	Old Dominion	46 57	54	A	Rutgers	41 66	118	H	UAB	61 56		
				30	H	Western Ky.	65 74	65	H	Middle Tenn.	55 75	166	H	Norfolk St.	75 69		
				48	A	Ohio	51 67	76	A	Charlotte	46 52	180	A	Towson	56 59		
								79	A	Rice	43 81	192	H	Fla. Atlantic	85 75		
												204	A	Southern Miss.	80 65		
												232	A	Louisiana Tech	50 60		
												254	H	Morgan St.	52 57		
												261	H	Bowling Green	69 82		
												262	A	North Texas	68 59		
												273	A	Indiana St.	72 60		
												295	H	FIU	65 68		
												304	H	UTSA	66 53		
												323	A	Evansville	62 66		
												342	H	Coppin St.	60 47		
LAST 10 Division I																	
				304	H	UTSA	66 53	30	H	Western Ky.	65 74						
				232	A	Louisiana Tech	50 60	28	A	Old Dominion	46 57						
				204	A	Southern Miss.	80 65	76	A	Charlotte	46 52						
				192	H	Fla. Atlantic	85 75	118	H	UAB	61 56						
				295	H	FIU	65 68	65	H	Middle Tenn.	55 75						

Non-Div I Games: Alderson Broadus 85 41 Ky. Christian 89 40

Marshall

Loss, Non-Conf, S Site, H Home A Away N Neutral

Maryland

Through Games Of Feb. 13, 2020

Average RPI Win: 107	WON-LOST	WINNING	LAST 10	STRENGTH OF	OPP. STRENGTH	TEAM	ADJ.	CONF.	ADJ CONF.
Average RPI Loss: 10	RECORD	PCT. RANK	GAMES	SCHEDULE	OF SCHEDULE	RPI	RPI	RPI	RPI
DIV. I ONLY	21- 4	20	10-0	4	6	3	3	2	2
DIV. I NON-CONF.	9- 2	37	0	86	61	38	38	2	2
TOTALS	RPI 1-25	RPI 26-50	W-L RECORDS	RPI 51-100	RPI 101-150	RPI 150+			
21- 4	6- 4	3- 0	OVERALL	4- 0	0- 0	8- 0			
13- 1	4- 1	1- 0	HOME	3- 0	0- 0	5- 0			
6- 3	2- 3	2- 0	AWAY	0- 0	0- 0	2- 0			
2- 0	0- 0	0- 0	NEUTRAL	1- 0	0- 0	1- 0			
9- 2	0- 2	1- 0	NON-CONFERENCE	1- 0	0- 0	7- 0			
5- 1	0- 1	0- 0	HOME	0- 0	0- 0	5- 0			
2- 1	0- 1	1- 0	AWAY	0- 0	0- 0	1- 0			
2- 0	0- 0	0- 0	NEUTRAL	1- 0	0- 0	1- 0			
12- 2	6- 2	2- 0	CONFERENCE	3- 0	0- 0	1- 0			
8- 0	4- 0	1- 0	HOME	3- 0	0- 0	0- 0			
4- 2	2- 2	1- 0	AWAY	0- 0	0- 0	1- 0			
0- 0	0- 0	0- 0	NEUTRAL	0- 0	0- 0	0- 0			

RPI S	Opponent	Score	RPI S	Opponent	Score	RPI S	Opponent	Score	RPI S	Opponent	Score
2	H South Carolina	54 63	35	A Michigan	77 49	54	H Rutgers	79 50	154	H George Washington	88 54
9	A Iowa	61 66	35	H Michigan	70 55	61	N Belmont	90 26	175	A Illinois	79 60
9	H Iowa	93 59	43	A James Madison	70 68	81	H Nebraska	87 69	181	H Quinnipiac	107 52
14	A Northwestern	58 81				90	H Michigan St.	94 53	184	H Delaware	99 55
14	H Northwestern	70 61							207	N Clemson	63 44
15	A Indiana	79 69							252	H Loyola Maryland	105 45
15	H Indiana	76 62							284	H Wagner	119 56
16	A NC State	59 66							309	A Georgia St.	114 41
25	A Ohio St.	85 65									
25	H Ohio St.	72 62									
LAST 10 Division I											
9	H Iowa	93 59	14	H Northwestern	70 61						
54	H Rutgers	79 50	175	A Illinois	79 60						
15	A Indiana	79 69	15	H Indiana	76 62						
90	H Michigan St.	94 53	81	H Nebraska	87 69						
25	A Ohio St.	85 65	35	A Michigan	77 49						

Non-Div I Games:

Maryland

Loss, Non-Conf, S Site, H Home A Away N Neutral

Massachusetts

Through Games Of Feb. 13, 2020

Average RPI Win:	213	WON-LOST	WINNING	LAST 10	STRENGTH OF	OPP. STRENGTH	TEAM	ADJ.	CONF.	ADJ CONF.
Average RPI Loss:	137	RECORD	PCT. RANK	GAMES	SCHEDULE	OF SCHEDULE	RPI	RPI	RPI	RPI
DIV. I ONLY	15- 9	94	4-6	247	151	151	151	12	12	
DIV. I NON-CONF.	9- 3	63	0	290	271	146	146	12	12	
TOTALS	RPI 1-25	RPI 26-50	W-L RECORDS	RPI 51-100	RPI 101-150	RPI 150+				
15- 9	0- 0	0- 0	OVERALL	0- 3	5- 2	10- 4				
8- 5	0- 0	0- 0	HOME	0- 2	2- 2	6- 1				
7- 4	0- 0	0- 0	AWAY	0- 1	3- 0	4- 3				
0- 0	0- 0	0- 0	NEUTRAL	0- 0	0- 0	0- 0				
9- 3	0- 0	0- 0	NON-CONFERENCE	0- 1	2- 1	7- 1				
5- 2	0- 0	0- 0	HOME	0- 0	1- 1	4- 1				
4- 1	0- 0	0- 0	AWAY	0- 1	1- 0	3- 0				
0- 0	0- 0	0- 0	NEUTRAL	0- 0	0- 0	0- 0				
6- 6	0- 0	0- 0	CONFERENCE	0- 2	3- 1	3- 3				
3- 3	0- 0	0- 0	HOME	0- 2	1- 1	2- 0				
3- 3	0- 0	0- 0	AWAY	0- 0	2- 0	1- 3				
0- 0	0- 0	0- 0	NEUTRAL	0- 0	0- 0	0- 0				

RPI	S	Opponent	Score	RPI	S	Opponent	Score	RPI	S	Opponent	Score	RPI	S	Opponent	Score	Team's RPI: 151
57	H	Dayton		51	A	George Washington	47	50	107	A	Duquesne	81	77			
60	A	St. John's (NY)		71	A	Rhode Island	66	69	120	H	Richmond	64	50			
99	H	Fordham		64	H	VCU	46	61	121	H	VCU	46	61			
									124	A	Davidson	70	62			
									130	H	Holy Cross	75	72			
									131	A	Boston U.	58	45			
									142	H	Providence	63	72			
									154	A	George Washington	47	50			
									172	A	Rhode Island	66	69			
									194	H	La Salle	76	62			
									197	H	Merrimack	64	79			
									211	H	Brown	95	42			
									221	H	Saint Joseph's	61	43			
									226	A	UMass Lowell	74	58			
									230	A	George Mason	56	73			
									246	A	Iona	65	51			
									269	H	New Hampshire	67	65			
									275	H	Siena	61	55			
									291	A	St. Bonaventure	62	52			
									299	A	Vermont	83	49			
									348	H	Hartford	74	48			
LAST 10 Division I																
57	H	Dayton		51	A	George Washington	47	50								
99	H	Fordham		64	H	VCU	46	61								
230	A	George Mason		56	A	Rhode Island	66	69								
124	A	Davidson		70	H	La Salle	76	62								
120	H	Richmond		64	H	Saint Joseph's	61	43								

Non-Div I Games: Southern Conn. St. 86 43

Massachusetts

■ Loss,
 ■ Non-Conf,
 ■ S Site,
 ■ H Home
 ■ A Away
 N Neutral

Average RPI Win:	334	WON-LOST	WINNING	LAST 10	STRENGTH OF	OPP. STRENGTH	TEAM	ADJ.	CONF.	ADJ CONF.
Average RPI Loss:	178	RECORD	PCT. RANK	GAMES	SCHEDULE	OF SCHEDULE	RPI	RPI	RPI	RPI
DIV. I ONLY	3- 17	325	2-8	251	300	337	337	23	23	
DIV. I NON-CONF.	1- 6	318	0	153	292	312	312	23	23	
TOTALS	RPI 1-25	RPI 26-50	W-L RECORDS	RPI 51-100	RPI 101-150	RPI 150+				
3- 17	0- 0	0- 1	OVERALL	0- 2	0- 3	3- 11				
3- 6	0- 0	0- 0	HOME	0- 1	0- 2	3- 3				
0- 11	0- 0	0- 1	AWAY	0- 1	0- 1	0- 8				
0- 0	0- 0	0- 0	NEUTRAL	0- 0	0- 0	0- 0				
1- 6	0- 0	0- 1	NON-CONFERENCE	0- 1	0- 1	1- 3				
1- 1	0- 0	0- 0	HOME	0- 1	0- 0	1- 0				
0- 5	0- 0	0- 1	AWAY	0- 0	0- 1	0- 3				
0- 0	0- 0	0- 0	NEUTRAL	0- 0	0- 0	0- 0				
2- 11	0- 0	0- 0	CONFERENCE	0- 1	0- 2	2- 8				
2- 5	0- 0	0- 0	HOME	0- 0	0- 2	2- 3				
0- 6	0- 0	0- 0	AWAY	0- 1	0- 0	0- 5				
0- 0	0- 0	0- 0	NEUTRAL	0- 0	0- 0	0- 0				

RPI S	Opponent	Score	RPI S	Opponent	Score	RPI S	Opponent	Score	RPI S	Opponent	Score	Team's RPI: 337
38	A Arkansas	58	101	79	H Rice	50	81	111	H A&M-Corpus Christi	59	73	
				92	A SFA	51	82	118	A UAB	70	97	
								127	H Abilene Christian	73	90	
								155	A New Orleans	59	78	
								158	A Sam Houston St.	59	92	
								195	A Louisiana	55	75	
								224	H Southeastern La.	67	74	
								225	A Central Ark.	49	70	
								225	H Central Ark.	57	70	
								232	A Louisiana Tech	54	79	
								235	A SMU	60	81	
								249	H Lamar University	69	87	
								281	A Nicholls St.	63	79	
								288	A Incarnate Word	56	73	
								318	H Houston Baptist	88	72	
								335	H Northwestern St.	61	51	
								349	H La.-Monroe	72	69	
LAST 10 Division I												
225	A Central Ark.	49	70	224	H Southeastern La.	67	74					
111	H A&M-Corpus Christi	59	73	155	A New Orleans	59	78					
249	H Lamar University	69	87	288	A Incarnate Word	56	73					
281	A Nicholls St.	63	79	335	H Northwestern St.	61	51					
318	H Houston Baptist	88	72	127	H Abilene Christian	73	90					

Non-Div I Games: Centenary (LA) 116 37 LSU-Shreveport 81 77

McNeese

Loss, Non-Conf, S Site, H Home A Away N Neutral

Memphis

Through Games Of Feb. 13, 2020

Average RPI Win:	203	WON-LOST	WINNING	LAST 10	STRENGTH OF	OPP. STRENGTH	TEAM	ADJ.	CONF.	ADJ CONF.
Average RPI Loss:	128	RECORD	PCT. RANK	GAMES	SCHEDULE	OF SCHEDULE	RPI	RPI	RPI	RPI
DIV. I ONLY	13- 11	152	4-6	152	127	149	149	9	9	
DIV. I NON-CONF.	9- 4	84	0	231	288	138	138	9	9	
TOTALS	RPI 1-25	RPI 26-50	W-L RECORDS	RPI 51-100	RPI 101-150	RPI 150+				
13- 11	0- 3	0- 1	OVERALL	1- 1	3- 1	9- 5				
8- 4	0- 1	0- 0	HOME	0- 1	2- 0	6- 2				
4- 6	0- 1	0- 1	AWAY	1- 0	0- 1	3- 3				
1- 1	0- 1	0- 0	NEUTRAL	0- 0	1- 0	0- 0				
9- 4	0- 1	0- 0	NON-CONFERENCE	1- 0	2- 0	6- 3				
5- 2	0- 0	0- 0	HOME	0- 0	1- 0	4- 2				
3- 1	0- 0	0- 0	AWAY	1- 0	0- 0	2- 1				
1- 1	0- 1	0- 0	NEUTRAL	0- 0	1- 0	0- 0				
4- 7	0- 2	0- 1	CONFERENCE	0- 1	1- 1	3- 2				
3- 2	0- 1	0- 0	HOME	0- 1	1- 0	2- 0				
1- 5	0- 1	0- 1	AWAY	0- 0	0- 1	1- 2				
0- 0	0- 0	0- 0	NEUTRAL	0- 0	0- 0	0- 0				

RPI	S	Opponent	Score	RPI	S	Opponent	Score	RPI	S	Opponent	Score	RPI	S	Opponent	Score
8	A	UConn	55 94	49	A	UCF	66 82	82	H	Cincinnati	66 73	104	N	Kansas St.	72 68
8	H	UConn	56 68					86	A	Southern Ill.	70 66	118	H	UAB	77 52
23	N	LSU	58 89									148	A	Tulane	55 59
												148	H	Tulane	64 62
												153	A	Toledo	83 76
												154	H	George Washington	63 64
												162	A	Wichita St.	69 60
												170	A	Houston	65 75
												198	A	Little Rock	68 50
												232	A	Louisiana Tech	74 83
												235	H	SMU	57 52
												242	H	Arkansas St.	78 50
												244	H	Tulsa	63 44
												257	H	Eastern Ky.	60 63
												270	H	Alabama A&M	79 71
												272	A	East Carolina	65 71
												327	H	Alcorn	57 51
												351	H	Mississippi Val.	91 54
LAST 10 Division I															
162	A	Wichita St.	69 60	49	A	UCF	66 82	235	H	SMU	57 52				
8	A	UConn	55 94	8	H	UConn	56 68	148	A	Tulane	55 59				
148	H	Tulane	64 62	82	H	Cincinnati	66 73								
244	H	Tulsa	63 44												
272	A	East Carolina	65 71												

Non-Div I Games:

Memphis

Loss, Non-Conf, S Site, H Home A Away N Neutral

Mercer

Through Games Of Feb. 13, 2020

Average RPI Win: 268	WON-LOST	WINNING	LAST 10	STRENGTH OF	OPP. STRENGTH	TEAM	ADJ.	CONF.	ADJ CONF.
Average RPI Loss: 182	RECORD	PCT. RANK	GAMES	SCHEDULE	OF SCHEDULE	RPI	RPI	RPI	RPI
DIV. I ONLY	5- 18	313	3-7	261	236	316	316	26	26
DIV. I NON-CONF.	2- 12	318	0-1	230	205	315	315	21	21
TOTALS	RPI 1-25	RPI 26-50	W-L RECORDS	RPI 51-100	RPI 101-150	RPI 150+			
5- 18	0- 0	0- 2	OVERALL	0- 2	0- 2	5- 12			
4- 6	0- 0	0- 1	HOME	0- 0	0- 0	4- 5			
1- 12	0- 0	0- 1	AWAY	0- 2	0- 2	1- 7			
0- 0	0- 0	0- 0	NEUTRAL	0- 0	0- 0	0- 0			
2- 12	0- 0	0- 2	NON-CONFERENCE	0- 2	0- 1	2- 7			
1- 5	0- 0	0- 1	HOME	0- 0	0- 0	1- 4			
1- 7	0- 0	0- 1	AWAY	0- 2	0- 1	1- 3			
0- 0	0- 0	0- 0	NEUTRAL	0- 0	0- 0	0- 0			
3- 6	0- 0	0- 0	CONFERENCE	0- 0	0- 1	3- 5			
3- 1	0- 0	0- 0	HOME	0- 0	0- 0	3- 1			
0- 5	0- 0	0- 0	AWAY	0- 0	0- 1	0- 4			
0- 0	0- 0	0- 0	NEUTRAL	0- 0	0- 0	0- 0			

RPI S	Opponent	Score	RPI S	Opponent	Score	RPI S	Opponent	Score	RPI S	Opponent	Score	Team's RPI: 316
30	H Western Ky.	62 75	71	A Alabama	56 111	140	A Florida	50 71				
42	A Yale	60 68	83	A Georgia	60 76	147	A UNC Greensboro	51 67				
						164	A Columbia	48 77				
						173	A Samford	64 72				
						186	H Jacksonville	83 87				
						207	H Clemson	61 65				
						212	H Gardner-Webb	62 65				
						214	H Chattanooga	55 48				
						217	A Furman	49 62				
						217	H Furman	61 55				
						229	A Kennesaw St.	64 92				
						238	A Appalachian St.	68 77				
						257	H Eastern Ky.	60 61				
						264	A Wofford	49 77				
						264	H Wofford	54 53				
						279	H ETSU	66 72				
						301	H Ga. Southern	62 52				
						338	A Western Caro.	40 51				
						346	A South Carolina St.	66 55				
LAST 10 Division I												
217	H Furman	61 55	279	H ETSU	66 72							
264	H Wofford	54 53	173	A Samford	64 72							
338	A Western Caro.	40 51	264	A Wofford	49 77							
147	A UNC Greensboro	51 67	217	A Furman	49 62							
214	H Chattanooga	55 48	164	A Columbia	48 77							

Non-Div I Games: LaGrange 74 47

Mercer

■ Loss,
 ■ Non-Conf,
 ■ S Site,
 ■ H Home
 ■ A Away
 N Neutral

Average RPI Win:	274	WON-LOST	WINNING	LAST 10	STRENGTH OF	OPP. STRENGTH	TEAM	ADJ.	CONF.	ADJ CONF.
Average RPI Loss:	192	RECORD	PCT. RANK	GAMES	SCHEDULE	OF SCHEDULE	RPI	RPI	RPI	RPI
DIV. I ONLY	13- 8	100	8-2	306	341	197	197	30	30	
DIV. I NON-CONF.	5- 4	140	0	221	263	159	159	30	30	
TOTALS	RPI 1-25	RPI 26-50	W-L RECORDS	RPI 51-100	RPI 101-150	RPI 150+				
13- 8	0- 0	0- 0	OVERALL	0- 0	0- 4	13- 4				
7- 3	0- 0	0- 0	HOME	0- 0	0- 2	7- 1				
6- 5	0- 0	0- 0	AWAY	0- 0	0- 2	6- 3				
0- 0	0- 0	0- 0	NEUTRAL	0- 0	0- 0	0- 0				
5- 4	0- 0	0- 0	NON-CONFERENCE	0- 0	0- 2	5- 2				
3- 1	0- 0	0- 0	HOME	0- 0	0- 1	3- 0				
2- 3	0- 0	0- 0	AWAY	0- 0	0- 1	2- 2				
0- 0	0- 0	0- 0	NEUTRAL	0- 0	0- 0	0- 0				
8- 4	0- 0	0- 0	CONFERENCE	0- 0	0- 2	8- 2				
4- 2	0- 0	0- 0	HOME	0- 0	0- 1	4- 1				
4- 2	0- 0	0- 0	AWAY	0- 0	0- 1	4- 1				
0- 0	0- 0	0- 0	NEUTRAL	0- 0	0- 0	0- 0				

RPI 1-25			RPI 26-50			RPI 51-100			RPI 101+ Team's RPI: 197		
RPI	S	Opponent	Score	RPI	S	Opponent	Score	RPI	S	Opponent	Score
								129	H	Lehigh	68 72
								130	A	Holy Cross	42 68
								138	A	Robert Morris	50 72
								138	H	Robert Morris	62 68
								151	A	Massachusetts	79 64
								175	A	Illinois	72 75
								185	A	Dartmouth	52 57
								190	H	Mt. St. Mary's	76 55
								211	A	Brown	72 57
								226	H	UMass Lowell	73 50
								251	A	Saint Francis (PA)	71 56
								269	H	New Hampshire	64 54
								299	H	Vermont	78 53
								303	A	Sacred Heart	60 63
								313	H	St. Francis Brooklyn	80 54
								315	H	Bryant	78 66
								326	A	Fairleigh Dickinson	84 66
								326	H	Fairleigh Dickinson	62 51
								336	A	LIU Brooklyn	66 63
								336	H	LIU Brooklyn	60 68
								345	A	Central Conn. St.	65 56
LAST 10 Division I											
326	A	Fairleigh Dickinson	84 66	251	A	Saint Francis (PA)	71 56				
336	A	LIU Brooklyn	66 63	138	A	Robert Morris	50 72				
313	H	St. Francis Brooklyn	80 54	190	H	Mt. St. Mary's	76 55				
336	H	LIU Brooklyn	60 68	345	A	Central Conn. St.	65 56				
326	H	Fairleigh Dickinson	62 51	315	H	Bryant	78 66				

Non-Div I Games: Eastern Nazarene 82 50 Fisher 81 42

Merrimack

■ Loss,
 ■ Non-Conf,
 ■ S Site,
 ■ H Home
 ■ A Away
 N Neutral

Average RPI Win: 135		WON-LOST	WINNING	LAST 10	STRENGTH OF		OPP. STRENGTH	TEAM	ADJ.	CONF.	ADJ CONF.
Average RPI Loss: 43		RECORD	PCT. RANK	GAMES	SCHEDULE		OF SCHEDULE	RPI	RPI	RPI	RPI
DIV. I ONLY		12- 12	172	3-7	9		45	88	88	5	5
DIV. I NON-CONF.		8- 3	68	0	8		79	32	32	3	3
TOTALS		RPI 1-25	RPI 26-50		W-L RECORDS		RPI 51-100	RPI 101-150		RPI 150+	
12- 12	0- 6	1- 2		OVERALL		3- 3	3- 1		5- 0		
11- 5	0- 4	1- 1		HOME		3- 0	2- 0		5- 0		
0- 7	0- 2	0- 1		AWAY		0- 3	0- 1		0- 0		
1- 0	0- 0	0- 0		NEUTRAL		0- 0	1- 0		0- 0		
8- 3	0- 3	1- 0		NON-CONFERENCE		1- 0	2- 0		4- 0		
7- 2	0- 2	1- 0		HOME		1- 0	1- 0		4- 0		
0- 1	0- 1	0- 0		AWAY		0- 0	0- 0		0- 0		
1- 0	0- 0	0- 0		NEUTRAL		0- 0	1- 0		0- 0		
4- 9	0- 3	0- 2		CONFERENCE		2- 3	1- 1		1- 0		
4- 3	0- 2	0- 1		HOME		2- 0	1- 0		1- 0		
0- 6	0- 1	0- 1		AWAY		0- 3	0- 1		0- 0		
0- 0	0- 0	0- 0		NEUTRAL		0- 0	0- 0		0- 0		

RPI S	Opponent	Score	RPI S	Opponent	Score	RPI S	Opponent	Score	RPI S	Opponent	Score
5	H Louisville	41 87	31	A Virginia Tech	45 69	51	A Virginia	64 69	110	H Wake Forest	59 56
13	H Oregon St.	53 75	36	H Duke	55 74	72	H Syracuse	77 62	112	A Notre Dame	53 76
15	H Indiana	45 58	50	H IUPUI	74 65	89	A Georgia Tech	54 61	115	H North Florida	78 55
19	A DePaul	83 89				89	H Georgia Tech	54 49	143	N N.C. A&T	68 67
24	A Florida St.	61 79				93	H Washington St.	74 68	157	H Jackson St.	83 68
24	H Florida St.	62 73				94	A North Carolina	58 78	174	H Binghamton	79 56
									177	H Miami (OH)	80 62
									207	H Clemson	68 64
									234	H UNC Asheville	75 46
LAST 10 Division I											
51	A Virginia	64 69	207	H Clemson	68 64						
36	H Duke	55 74	112	A Notre Dame	53 76						
31	A Virginia Tech	45 69	94	A North Carolina	58 78						
89	H Georgia Tech	54 49	72	H Syracuse	77 62						
24	A Florida St.	61 79	5	H Louisville	41 87						

Non-Div I Games:

Miami (FL)

■ Loss,
 ■ Non-Conf, S Site,
 ■ Home
 ■ Away
 N Neutral

Average RPI Win:	249	WON-LOST	WINNING	LAST 10	STRENGTH OF	OPP. STRENGTH	TEAM	ADJ.	CONF.	ADJ CONF.
Average RPI Loss:	91	RECORD	PCT. RANK	GAMES	SCHEDULE	OF SCHEDULE	RPI	RPI	RPI	RPI
DIV. I ONLY	10- 13	221	3-7	183	92	177	177	10	10	
DIV. I NON-CONF.	6- 5	151	0	261	127	142	142	10	10	
TOTALS	RPI 1-25	RPI 26-50	W-L RECORDS	RPI 51-100	RPI 101-150	RPI 150+				
10- 13	0- 3	0- 1	OVERALL	0- 4	0- 2	10- 3				
5- 3	0- 1	0- 0	HOME	0- 0	0- 2	5- 0				
4- 9	0- 2	0- 1	AWAY	0- 3	0- 0	4- 3				
1- 1	0- 0	0- 0	NEUTRAL	0- 1	0- 0	1- 0				
6- 5	0- 1	0- 1	NON-CONFERENCE	0- 3	0- 0	6- 0				
2- 0	0- 0	0- 0	HOME	0- 0	0- 0	2- 0				
3- 4	0- 1	0- 1	AWAY	0- 2	0- 0	3- 0				
1- 1	0- 0	0- 0	NEUTRAL	0- 1	0- 0	1- 0				
4- 8	0- 2	0- 0	CONFERENCE	0- 1	0- 2	4- 3				
3- 3	0- 1	0- 0	HOME	0- 0	0- 2	3- 0				
1- 5	0- 1	0- 0	AWAY	0- 1	0- 0	1- 3				
0- 0	0- 0	0- 0	NEUTRAL	0- 0	0- 0	0- 0				

RPI	S	Opponent	Score	RPI	S	Opponent	Score	RPI	S	Opponent	Score	RPI	S	Opponent	Score	Team's RPI: 177
17	A	Central Mich.	70 76	41	A	Bradley	68 79	64	A	Ball St.	63 80	105	H	Kent St.	75 78	
17	H	Central Mich.	87 99					82	A	Cincinnati	68 98	122	H	Buffalo	72 86	
19	A	DePaul	79 98					88	A	Miami (FL)	62 80	153	H	Toledo	92 83	
								100	N	Liberty	53 65	156	A	Eastern Mich.	53 80	
												165	H	Western Mich.	70 67	
												167	A	Northern Ill.	84 86	
												167	H	Northern Ill.	66 64	
												200	A	Akron	62 70	
												247	A	South Alabama	76 73	
												257	A	Eastern Ky.	75 57	
												261	A	Bowling Green	80 59	
												287	A	Pittsburgh	80 71	
												293	N	Prairie View	65 52	
												323	H	Evansville	72 64	
												341	H	UIC	85 35	
LAST 10 Division I																
167	A	Northern Ill.	84 86	64	A	Ball St.	63 80									
17	H	Central Mich.	87 99	200	A	Akron	62 70									
153	H	Toledo	92 83	105	H	Kent St.	75 78									
165	H	Western Mich.	70 67	156	A	Eastern Mich.	53 80									
261	A	Bowling Green	80 59	17	A	Central Mich.	70 76									

Non-Div I Games: Tiffin 83 51

Miami (OH)

■ Loss,
 ■ Non-Conf, S Site,
 ■ Home
 ■ Away
 N Neutral

Average RPI Win:	132	WON-LOST	WINNING	LAST 10	STRENGTH OF	OPP. STRENGTH	TEAM	ADJ.	CONF.	ADJ CONF.
Average RPI Loss:	35	RECORD	PCT. RANK	GAMES	SCHEDULE	OF SCHEDULE	RPI	RPI	RPI	RPI
DIV. I ONLY	16- 8	71	5-5	18	28	35	35	2	2	
DIV. I NON-CONF.	9- 2	37	0	95	152	51	51	2	2	
TOTALS	RPI 1-25	RPI 26-50	W-L RECORDS	RPI 51-100	RPI 101-150	RPI 150+				
16- 8	1- 6	2- 0	OVERALL	4- 1	2- 1	7- 0				
11- 3	1- 2	2- 0	HOME	3- 0	0- 1	5- 0				
4- 4	0- 3	0- 0	AWAY	1- 1	1- 0	2- 0				
1- 1	0- 1	0- 0	NEUTRAL	0- 0	1- 0	0- 0				
9- 2	0- 1	1- 0	NON-CONFERENCE	1- 0	1- 1	6- 0				
6- 1	0- 0	1- 0	HOME	1- 0	0- 1	4- 0				
2- 0	0- 0	0- 0	AWAY	0- 0	0- 0	2- 0				
1- 1	0- 1	0- 0	NEUTRAL	0- 0	1- 0	0- 0				
7- 6	1- 5	1- 0	CONFERENCE	3- 1	1- 0	1- 0				
5- 2	1- 2	1- 0	HOME	2- 0	0- 0	1- 0				
2- 4	0- 3	0- 0	AWAY	1- 1	1- 0	0- 0				
0- 0	0- 0	0- 0	NEUTRAL	0- 0	0- 0	0- 0				

RPI 1-25				RPI 26-50				RPI 51-100				RPI 101+			
RPI	S	Opponent	Score	RPI	S	Opponent	Score	RPI	S	Opponent	Score	RPI	S	Opponent	Score
3	A	Maryland	55 70	37	H	Purdue	66 63	54	H	Rutgers	71 57	105	N	Kent St.	88 53
3	H	Maryland	49 77	41	H	Bradley	77 57	62	A	Minnesota	77 52	112	H	Notre Dame	72 76
9	H	Iowa	78 63					72	H	Syracuse	84 76	141	A	Wisconsin	68 56
14	A	Northwestern	73 81					81	A	Nebraska	71 74	156	A	Eastern Mich.	57 38
14	H	Northwestern	60 66					90	H	Michigan St.	89 69	165	H	Western Mich.	76 55
24	N	Florida St.	69 79									200	A	Akron	80 71
25	A	Ohio St.	69 78									209	H	Penn St.	82 48
												238	H	Appalachian St.	62 35
												254	H	Morgan St.	80 48
												283	H	Oakland	79 64
LAST 10 Division I															
14	H	Northwestern	60 66	54	H	Rutgers	71 57								
62	A	Minnesota	77 52	81	A	Nebraska	71 74								
37	H	Purdue	66 63	141	A	Wisconsin	68 56								
9	H	Iowa	78 63	3	H	Maryland	49 77								
14	A	Northwestern	73 81	25	A	Ohio St.	69 78								

Non-Div I Games:

Michigan

■ Loss,
■ Non-Conf, S Site,
■ Home
■ Away
N Neutral

Michigan St.

Through Games Of Feb. 13, 2020

Average RPI Win:	162	WON-LOST	WINNING	LAST 10	STRENGTH OF	OPP. STRENGTH	TEAM	ADJ.	CONF.	ADJ CONF.
Average RPI Loss:	43	RECORD	PCT. RANK	GAMES	SCHEDULE	OF SCHEDULE	RPI	RPI	RPI	RPI
DIV. I ONLY	12- 12	172	4-6	40	12	90	90	2	2	
DIV. I NON-CONF.	7- 4	100	0	244	55	150	150	2	2	
TOTALS	RPI 1-25	RPI 26-50	W-L RECORDS	RPI 51-100	RPI 101-150	RPI 150+				
12- 12	1- 7	0- 2	OVERALL	3- 2	3- 0	5- 1				
9- 2	1- 1	0- 1	HOME	2- 0	1- 0	5- 0				
2- 7	0- 5	0- 1	AWAY	1- 0	1- 0	0- 1				
1- 3	0- 1	0- 0	NEUTRAL	0- 2	1- 0	0- 0				
7- 4	0- 2	0- 0	NON-CONFERENCE	0- 2	2- 0	5- 0				
5- 0	0- 0	0- 0	HOME	0- 0	0- 0	5- 0				
1- 1	0- 1	0- 0	AWAY	0- 0	1- 0	0- 0				
1- 3	0- 1	0- 0	NEUTRAL	0- 2	1- 0	0- 0				
5- 8	1- 5	0- 2	CONFERENCE	3- 0	1- 0	0- 1				
4- 2	1- 1	0- 1	HOME	2- 0	1- 0	0- 0				
1- 6	0- 4	0- 1	AWAY	1- 0	0- 0	0- 1				
0- 0	0- 0	0- 0	NEUTRAL	0- 0	0- 0	0- 0				

RPI 1-25				RPI 26-50				RPI 51-100				RPI 101-150				RPI 150+			
RPI	S	Opponent	Score	RPI	S	Opponent	Score	RPI	S	Opponent	Score	RPI	S	Opponent	Score	RPI	S	Opponent	Score
3	A	Maryland	53 94	35	A	Michigan	69 89	54	A	Rutgers	66 55	104	N	Kansas St.	65 60				
9	A	Iowa	57 74	37	H	Purdue	66 76	54	H	Rutgers	57 53	112	A	Notre Dame	72 69				
14	A	Northwestern	55 85					56	N	West Virginia	57 63	141	H	Wisconsin	69 52				
14	H	Northwestern	48 76					72	N	Syracuse	63 77	156	H	Eastern Mich.	85 50				
15	A	Indiana	67 79					81	H	Nebraska	78 70	209	A	Penn St.	73 86				
23	N	LSU	56 58									260	H	Morehead St.	93 48				
24	A	Florida St.	68 78									283	H	Oakland	76 56				
25	H	Ohio St.	68 65									328	H	Detroit Mercy	110 52				
												348	H	Hartford	79 34				
LAST 10 Division I																			
54	H	Rutgers	57 53	14	H	Northwestern	48 76												
14	A	Northwestern	55 85	54	A	Rutgers	66 55												
3	A	Maryland	53 94	25	H	Ohio St.	68 65												
37	H	Purdue	66 76	141	H	Wisconsin	69 52												
9	A	Iowa	57 74	209	A	Penn St.	73 86												

Non-Div I Games:

Michigan St.

■ Loss,
■ Non-Conf,
■ S Site,
■ H Home
■ A Away
N Neutral

Average RPI Win:	197	WON-LOST	WINNING	LAST 10	STRENGTH OF	OPP. STRENGTH	TEAM	ADJ.	CONF.	ADJ CONF.
Average RPI Loss:	62	RECORD	PCT. RANK	GAMES	SCHEDULE	OF SCHEDULE	RPI	RPI	RPI	RPI
DIV. I ONLY	16- 8	71	7-3	82	97	65	65	13	13	
DIV. I NON-CONF.	8- 4	90	0	61	24	55	55	15	15	
TOTALS	RPI 1-25	RPI 26-50	W-L RECORDS	RPI 51-100	RPI 101-150	RPI 150+				
16- 8	1- 1	0- 4	OVERALL	1- 2	3- 0	11- 1				
10- 2	1- 0	0- 2	HOME	1- 0	1- 0	7- 0				
5- 4	0- 0	0- 1	AWAY	0- 2	1- 0	4- 1				
1- 2	0- 1	0- 1	NEUTRAL	0- 0	1- 0	0- 0				
8- 4	1- 1	0- 2	NON-CONFERENCE	0- 1	3- 0	4- 0				
5- 1	1- 0	0- 1	HOME	0- 0	1- 0	3- 0				
2- 1	0- 0	0- 0	AWAY	0- 1	1- 0	1- 0				
1- 2	0- 1	0- 1	NEUTRAL	0- 0	1- 0	0- 0				
8- 4	0- 0	0- 2	CONFERENCE	1- 1	0- 0	7- 1				
5- 1	0- 0	0- 1	HOME	1- 0	0- 0	4- 0				
3- 3	0- 0	0- 1	AWAY	0- 1	0- 0	3- 1				
0- 0	0- 0	0- 0	NEUTRAL	0- 0	0- 0	0- 0				

RPI 1-25				RPI 26-50				RPI 51-100				Team's RPI: 65	RPI 101+			
RPI	S	Opponent	Score	RPI	S	Opponent	Score	RPI	S	Opponent	Score		RPI	S	Opponent	Score
12	N	Gonzaga	50 62	27	H	Kentucky	52 67	61	A	Belmont	57 68		119	N	Auburn	73 50
21	H	TCU	82 70	28	H	Old Dominion	56 67	76	H	Charlotte	83 59		121	H	VCU	86 63
				29	N	Arizona St.	60 61	79	A	Rice	60 77		148	A	Tulane	64 62
				30	A	Western Ky.	63 71						183	H	Tennessee Tech	64 58
													192	H	Fla. Atlantic	81 66
													204	A	Southern Miss.	77 69
													213	H	UTEP	76 60
													217	H	Furman	78 62
													232	A	Louisiana Tech	60 78
													250	A	Marshall	75 55
													262	A	North Texas	80 60
													272	A	East Carolina	68 66
													274	H	Lipscomb	70 49
													295	H	FIU	72 56
													304	H	UTSA	69 48
LAST 10 Division I																
				79	A	Rice	60 77	232	A	Louisiana Tech	60 78					
				262	A	North Texas	80 60	295	H	FIU	72 56					
				304	H	UTSA	69 48	192	H	Fla. Atlantic	81 66					
				213	H	UTEP	76 60	30	A	Western Ky.	63 71					
				204	A	Southern Miss.	77 69	250	A	Marshall	75 55					

Non-Div I Games:

Middle Tenn.

■ Loss,
 ■ Non-Conf, S Site,
 ■ Home
 ■ Away
 N Neutral

Average RPI Win:	234	WON-LOST	WINNING	LAST 10	STRENGTH OF	OPP. STRENGTH	TEAM	ADJ.	CONF.	ADJ CONF.
Average RPI Loss:	141	RECORD	PCT. RANK	GAMES	SCHEDULE	OF SCHEDULE	RPI	RPI	RPI	RPI
DIV. I ONLY	8- 14	252	5-5	176	180	236	236	22	22	
DIV. I NON-CONF.	2- 8	295	0	157	59	294	294	19	19	
TOTALS	RPI 1-25	RPI 26-50	W-L RECORDS	RPI 51-100	RPI 101-150	RPI 150+				
8- 14	0- 1	0- 3	OVERALL	0- 1	1- 2	7- 7				
5- 5	0- 0	0- 2	HOME	0- 0	1- 0	4- 3				
3- 9	0- 1	0- 1	AWAY	0- 1	0- 2	3- 4				
0- 0	0- 0	0- 0	NEUTRAL	0- 0	0- 0	0- 0				
2- 8	0- 1	0- 2	NON-CONFERENCE	0- 1	0- 1	2- 3				
2- 3	0- 0	0- 1	HOME	0- 0	0- 0	2- 2				
0- 5	0- 1	0- 1	AWAY	0- 1	0- 1	0- 1				
0- 0	0- 0	0- 0	NEUTRAL	0- 0	0- 0	0- 0				
6- 6	0- 0	0- 1	CONFERENCE	0- 0	1- 1	5- 4				
3- 2	0- 0	0- 1	HOME	0- 0	1- 0	2- 1				
3- 4	0- 0	0- 0	AWAY	0- 0	0- 1	3- 3				
0- 0	0- 0	0- 0	NEUTRAL	0- 0	0- 0	0- 0				

RPI 1-25				RPI 26-50				RPI 51-100				RPI 101+ Team's RPI: 236			
RPI	S	Opponent	Score	RPI	S	Opponent	Score	RPI	S	Opponent	Score	RPI	S	Opponent	Score
19	A	DePaul	65 94	32	H	Marquette	56 78	62	A	Minnesota	61 77	136	A	Green Bay	48 61
				37	A	Purdue	55 68					136	H	Green Bay	65 60
				50	H	IUPUI	52 75					141	A	Wisconsin	40 71
												160	A	Wright St.	77 67
												160	H	Wright St.	60 58
												164	A	Columbia	46 74
												167	H	Northern Ill.	78 65
												188	A	Cleveland St.	49 58
												201	A	Northern Ky.	37 61
												201	H	Northern Ky.	49 61
												205	H	North Dakota	58 66
												245	A	Youngstown St.	74 62
												261	H	Bowling Green	51 63
												283	A	Oakland	62 78
												328	A	Detroit Mercy	63 48
												333	H	Ark.-Pine Bluff	69 55
												341	H	UIC	71 55
LAST 10 Division I															
136	H	Green Bay	65 60	50	H	IUPUI	52 75								
160	A	Wright St.	77 67	341	H	UIC	71 55								
201	A	Northern Ky.	37 61	283	A	Oakland	62 78								
245	A	Youngstown St.	74 62	328	A	Detroit Mercy	63 48								
188	A	Cleveland St.	49 58	136	A	Green Bay	48 61								

Non-Div I Games: Wis.-Parkside 84 77

Milwaukee

Loss, Non-Conf, S Site, H Home A Away N Neutral

Average RPI Win:	150	WON-LOST	WINNING	LAST 10	STRENGTH OF	OPP. STRENGTH	TEAM	ADJ.	CONF.	ADJ CONF.
Average RPI Loss:	52	RECORD	PCT. RANK	GAMES	SCHEDULE	OF SCHEDULE	RPI	RPI	RPI	RPI
DIV. I ONLY	15- 10	110	4-6	41	34	62	62	2	2	
DIV. I NON-CONF.	10- 1	20	0	94	141	29	29	2	2	
TOTALS	RPI 1-25	RPI 26-50	W-L RECORDS	RPI 51-100	RPI 101-150	RPI 150+				
15- 10	0- 6	2- 1	OVERALL	3- 1	3- 1	7- 1				
9- 6	0- 4	1- 1	HOME	3- 0	1- 1	4- 0				
6- 4	0- 2	1- 0	AWAY	0- 1	2- 0	3- 1				
0- 0	0- 0	0- 0	NEUTRAL	0- 0	0- 0	0- 0				
10- 1	0- 1	1- 0	NON-CONFERENCE	1- 0	2- 0	6- 0				
7- 1	0- 1	1- 0	HOME	1- 0	1- 0	4- 0				
3- 0	0- 0	0- 0	AWAY	0- 0	1- 0	2- 0				
0- 0	0- 0	0- 0	NEUTRAL	0- 0	0- 0	0- 0				
5- 9	0- 5	1- 1	CONFERENCE	2- 1	1- 1	1- 1				
2- 5	0- 3	0- 1	HOME	2- 0	0- 1	0- 0				
3- 4	0- 2	1- 0	AWAY	0- 1	1- 0	1- 1				
0- 0	0- 0	0- 0	NEUTRAL	0- 0	0- 0	0- 0				

RPI	S	Opponent	Score	RPI	S	Opponent	Score	RPI	S	Opponent	Score	RPI	S	Opponent	Score
4	H	Missouri St.	69 77	29	H	Arizona St.	80 66	54	H	Rutgers	73 71	112	A	Notre Dame	75 67
9	H	Iowa	75 76	35	H	Michigan	52 77	81	A	Nebraska	58 72	129	H	Lehigh	77 49
14	H	Northwestern	54 56	37	A	Purdue	72 59	81	H	Nebraska	67 61	141	A	Wisconsin	73 64
15	A	Indiana	52 65					87	H	Montana St.	71 60	141	H	Wisconsin	62 72
25	A	Ohio St.	76 99									154	A	George Washington	83 50
25	H	Ohio St.	63 66									161	H	UC Davis	76 67
												175	A	Illinois	71 74
												199	A	American	70 53
												209	A	Penn St.	81 74
												236	H	Milwaukee	77 61
												299	H	Vermont	90 58
												315	H	Bryant	101 56
LAST 10 Division I															
25	A	Ohio St.	76 99	15	A	Indiana	52 65								
35	H	Michigan	52 77	141	H	Wisconsin	62 72								
141	A	Wisconsin	73 64	37	A	Purdue	72 59								
54	H	Rutgers	73 71	9	H	Iowa	75 76								
81	H	Nebraska	67 61	175	A	Illinois	71 74								

Non-Div I Games:

Minnesota

■ Loss,
■ Non-Conf, S Site,
■ Home
■ Away
N Neutral

Mississippi St.

Through Games Of Feb. 13, 2020

Average RPI Win:	121	WON-LOST	WINNING	LAST 10	STRENGTH OF	OPP. STRENGTH	TEAM	ADJ.	CONF.	ADJ CONF.
Average RPI Loss:	23	RECORD	PCT. RANK	GAMES	SCHEDULE	OF SCHEDULE	RPI	RPI	RPI	RPI
DIV. I ONLY	22- 3	11	9-1	27	27	11	11	4	4	
DIV. I NON-CONF.	12- 2	28	0	41	47	13	13	5	5	
TOTALS	RPI 1-25	RPI 26-50	W-L RECORDS	RPI 51-100	RPI 101-150	RPI 150+				
22- 3	2- 2	2- 0	OVERALL	6- 1	5- 0	7- 0				
11- 1	2- 0	0- 0	HOME	3- 1	2- 0	4- 0				
7- 1	0- 1	2- 0	AWAY	1- 0	2- 0	2- 0				
4- 1	0- 1	0- 0	NEUTRAL	2- 0	1- 0	1- 0				
12- 2	0- 1	1- 0	NON-CONFERENCE	4- 1	1- 0	6- 0				
5- 1	0- 0	0- 0	HOME	2- 1	0- 0	3- 0				
3- 0	0- 0	1- 0	AWAY	0- 0	0- 0	2- 0				
4- 1	0- 1	0- 0	NEUTRAL	2- 0	1- 0	1- 0				
10- 1	2- 1	1- 0	CONFERENCE	2- 0	4- 0	1- 0				
6- 0	2- 0	0- 0	HOME	1- 0	2- 0	1- 0				
4- 1	0- 1	1- 0	AWAY	1- 0	2- 0	0- 0				
0- 0	0- 0	0- 0	NEUTRAL	0- 0	0- 0	0- 0				

RPI 1-25				RPI 26-50				RPI 51-100				RPI 101+			
RPI	S	Opponent	Score	RPI	S	Opponent	Score	RPI	S	Opponent	Score	RPI	S	Opponent	Score
2	A	South Carolina	79 81	32	A	Marquette	74 68	51	N	Virginia	72 59	106	A	Vanderbilt	68 52
10	N	Stanford	62 67	47	A	Tennessee	72 55	52	H	Troy	122 82	119	H	Auburn	78 73
18	H	Texas A&M	69 57					56	H	West Virginia	65 71	133	A	Missouri	79 64
23	H	LSU	64 60					58	N	South Fla.	86 61	136	N	Green Bay	83 58
								70	H	UT Martin	82 46	140	H	Florida	93 47
								83	A	Georgia	73 66	157	A	Jackson St.	92 53
								83	H	Georgia	67 53	195	A	Louisiana	64 48
												198	H	Little Rock	89 50
												204	H	Southern Miss.	91 58
												231	N	San Francisco	73 38
												240	H	Murray St.	124 43
												282	H	Ole Miss	80 39
LAST 10 Division I															
18	H	Texas A&M	69 57	106	A	Vanderbilt	68 52								
47	A	Tennessee	72 55	2	A	South Carolina	79 81								
83	H	Georgia	67 53	23	H	LSU	64 60								
119	H	Auburn	78 73	133	A	Missouri	79 64								
282	H	Ole Miss	80 39	83	A	Georgia	73 66								

Non-Div I Games:

Mississippi St.

■ Loss,
 ■ Non-Conf, S Site,
 ■ Home
 ■ Away
 N Neutral

Average RPI Win:	346	WON-LOST	WINNING	LAST 10	STRENGTH OF	OPP. STRENGTH	TEAM	ADJ.	CONF.	ADJ CONF.
Average RPI Loss:	248	RECORD	PCT. RANK	GAMES	SCHEDULE	OF SCHEDULE	RPI	RPI	RPI	RPI
DIV. I ONLY	2- 20	342	1-9	351	348	351	351	32	32	
DIV. I NON-CONF.	1- 10	329	0	341	327	350	350	31	31	
TOTALS	RPI 1-25	RPI 26-50	W-L RECORDS	RPI 51-100	RPI 101-150	RPI 150+				
2- 20	0- 0	0- 0	OVERALL	0- 0	0- 2	2- 18				
2- 8	0- 0	0- 0	HOME	0- 0	0- 0	2- 8				
0- 11	0- 0	0- 0	AWAY	0- 0	0- 2	0- 9				
0- 1	0- 0	0- 0	NEUTRAL	0- 0	0- 0	0- 1				
1- 10	0- 0	0- 0	NON-CONFERENCE	0- 0	0- 1	1- 9				
1- 2	0- 0	0- 0	HOME	0- 0	0- 0	1- 2				
0- 7	0- 0	0- 0	AWAY	0- 0	0- 1	0- 6				
0- 1	0- 0	0- 0	NEUTRAL	0- 0	0- 0	0- 1				
1- 10	0- 0	0- 0	CONFERENCE	0- 0	0- 1	1- 9				
1- 6	0- 0	0- 0	HOME	0- 0	0- 0	1- 6				
0- 4	0- 0	0- 0	AWAY	0- 0	0- 1	0- 3				
0- 0	0- 0	0- 0	NEUTRAL	0- 0	0- 0	0- 0				

[illegible]

Non-Div I Games:

Mississippi Val.

Loss, Non-Conf, S Site, H Home A Away N Neutral

Average RPI Win:	170	WON-LOST	WINNING	LAST 10	STRENGTH OF	OPP. STRENGTH	TEAM	ADJ.	CONF.	ADJ CONF.
Average RPI Loss:	70	RECORD	PCT. RANK	GAMES	SCHEDULE	OF SCHEDULE	RPI	RPI	RPI	RPI
DIV. I ONLY	6- 18	303	3-7	3	60	133	133	4	4	
DIV. I NON-CONF.	3- 10	282	0	48	121	233	233	5	5	
TOTALS	RPI 1-25	RPI 26-50	W-L RECORDS	RPI 51-100	RPI 101-150	RPI 150+				
6- 18	1- 6	0- 5	OVERALL	2- 3	0- 1	3- 3				
4- 8	1- 3	0- 2	HOME	1- 2	0- 0	2- 1				
2- 8	0- 3	0- 3	AWAY	1- 0	0- 1	1- 1				
0- 2	0- 0	0- 0	NEUTRAL	0- 1	0- 0	0- 1				
3- 10	0- 2	0- 1	NON-CONFERENCE	1- 3	0- 1	2- 3				
3- 4	0- 1	0- 0	HOME	1- 2	0- 0	2- 1				
0- 4	0- 1	0- 1	AWAY	0- 0	0- 1	0- 1				
0- 2	0- 0	0- 0	NEUTRAL	0- 1	0- 0	0- 1				
3- 8	1- 4	0- 4	CONFERENCE	1- 0	0- 0	1- 0				
1- 4	1- 2	0- 2	HOME	0- 0	0- 0	0- 0				
2- 4	0- 2	0- 2	AWAY	1- 0	0- 0	1- 0				
0- 0	0- 0	0- 0	NEUTRAL	0- 0	0- 0	0- 0				

RPI	S	Opponent	Score	RPI	S	Opponent	Score	RPI	S	Opponent	Score	RPI	S	Opponent	Score	Team's RPI: 133
2	H	South Carolina	45 78	27	H	Kentucky	47 62	59	H	UNI	73 78	136	A	Green Bay	64 72	
4	A	Missouri St.	72 79	38	A	Arkansas	73 90	81	H	Nebraska	85 90	175	H	Illinois	51 58	
11	H	Mississippi St.	64 79	38	H	Arkansas	81 85	83	A	Georgia	73 65	196	H	Western Ill.	97 89	
18	A	Texas A&M	53 72	40	A	South Dakota	56 72	94	N	North Carolina	69 82	208	N	New Mexico	68 71	
20	H	Princeton	33 68	47	A	Tennessee	66 77	98	H	Saint Louis	83 58	233	A	UMKC	56 59	
23	A	LSU	58 66									282	A	Ole Miss	71 57	
23	H	LSU	69 65									339	H	SIUE	68 51	
LAST 10 Division I																
23	A	LSU	58 66	282	A	Ole Miss	71 57									
83	A	Georgia	73 65	2	H	South Carolina	45 78									
38	H	Arkansas	81 85	38	A	Arkansas	73 90									
27	H	Kentucky	47 62	11	H	Mississippi St.	64 79									
18	A	Texas A&M	53 72	23	H	LSU	69 65									

Non-Div I Games:

Missouri

■ Loss,
 ■ Non-Conf,
 ■ S Site,
 ■ H Home
 ■ A Away
 N Neutral

Average RPI Win:	123	WON-LOST	WINNING	LAST 10	STRENGTH OF	OPP. STRENGTH	TEAM	ADJ.	CONF.	ADJ CONF.
Average RPI Loss:	37	RECORD	PCT. RANK	GAMES	SCHEDULE	OF SCHEDULE	RPI	RPI	RPI	RPI
DIV. I ONLY	19- 3	18	9-1	23	68	4	4	7	7	
DIV. I NON-CONF.	9- 2	37	0	17	17	6	6	7	7	
TOTALS	RPI 1-25	RPI 26-50	W-L RECORDS	RPI 51-100	RPI 101-150	RPI 150+				
19- 3	0- 2	5- 0	OVERALL	4- 1	4- 0	6- 0				
9- 0	0- 0	2- 0	HOME	2- 0	2- 0	3- 0				
10- 3	0- 2	3- 0	AWAY	2- 1	2- 0	3- 0				
0- 0	0- 0	0- 0	NEUTRAL	0- 0	0- 0	0- 0				
9- 2	0- 2	2- 0	NON-CONFERENCE	1- 0	3- 0	3- 0				
5- 0	0- 0	0- 0	HOME	0- 0	2- 0	3- 0				
4- 2	0- 2	2- 0	AWAY	1- 0	1- 0	0- 0				
0- 0	0- 0	0- 0	NEUTRAL	0- 0	0- 0	0- 0				
10- 1	0- 0	3- 0	CONFERENCE	3- 1	1- 0	3- 0				
4- 0	0- 0	2- 0	HOME	2- 0	0- 0	0- 0				
6- 1	0- 0	1- 0	AWAY	1- 1	1- 0	3- 0				
0- 0	0- 0	0- 0	NEUTRAL	0- 0	0- 0	0- 0				

RPI 1-25				Team's RPI: 4				RPI 26-50				RPI 51-100				RPI 101+			
RPI	S	Opponent	Score					RPI	S	Opponent	Score	RPI	S	Opponent	Score	RPI	S	Opponent	Score
12	A	Gonzaga	52 64					34	A	Drake	89 83	59	A	UNI	66 55	111	H	A&M-Corpus Christi	79 51
13	A	Oregon St.	69 80					34	H	Drake	69 67	59	H	UNI	80 66	126	A	Boise St.	72 69
								40	A	South Dakota	74 66	62	A	Minnesota	77 69	132	A	Loyola Chicago	74 72
								41	H	Bradley	90 56	77	H	Illinois St.	87 74	133	H	Missouri	79 72
								45	A	Oklahoma	96 90	86	A	Southern Ill.	68 70	162	H	Wichita St.	68 55
																178	A	Valparaiso	81 68
																206	H	Santa Clara	71 64
																233	H	UMKC	83 58
																273	A	Indiana St.	76 55
																323	A	Evansville	81 55
LAST 10 Division I																			
								34	A	Drake	89 83	273	A	Indiana St.	76 55				
								59	A	UNI	66 55	86	A	Southern Ill.	68 70				
								77	H	Illinois St.	87 74	59	H	UNI	80 66				
								41	H	Bradley	90 56	34	H	Drake	69 67				
								323	A	Evansville	81 55	178	A	Valparaiso	81 68				

Non-Div I Games: William Jewell 111 39

Missouri St.

Average RPI Win: 277	WON-LOST	WINNING	LAST 10	STRENGTH OF	OPP. STRENGTH	TEAM	ADJ.	CONF.	ADJ CONF.
Average RPI Loss: 163	RECORD	PCT. RANK	GAMES	SCHEDULE	OF SCHEDULE	RPI	RPI	RPI	RPI
DIV. I ONLY	7- 17	285	3-7	207	273	280	280	24	24
DIV. I NON-CONF.	3- 6	235	0	114	186	180	180	25	25
TOTALS	RPI 1-25	RPI 26-50	W-L RECORDS	RPI 51-100	RPI 101-150	RPI 150+			
7- 17	0- 2	0- 0	OVERALL	0- 3	0- 3	7- 9			
3- 7	0- 0	0- 0	HOME	0- 1	0- 1	3- 5			
3- 10	0- 2	0- 0	AWAY	0- 2	0- 2	3- 4			
1- 0	0- 0	0- 0	NEUTRAL	0- 0	0- 0	1- 0			
3- 6	0- 2	0- 0	NON-CONFERENCE	0- 1	0- 2	3- 1			
1- 1	0- 0	0- 0	HOME	0- 0	0- 1	1- 0			
1- 5	0- 2	0- 0	AWAY	0- 1	0- 1	1- 1			
1- 0	0- 0	0- 0	NEUTRAL	0- 0	0- 0	1- 0			
4- 11	0- 0	0- 0	CONFERENCE	0- 2	0- 1	4- 8			
2- 6	0- 0	0- 0	HOME	0- 1	0- 0	2- 5			
2- 5	0- 0	0- 0	AWAY	0- 1	0- 1	2- 3			
0- 0	0- 0	0- 0	NEUTRAL	0- 0	0- 0	0- 0			

RPI 1-25				RPI 26-50				RPI 51-100				RPI 101+ Team's RPI: 280			
RPI	S	Opponent	Score	RPI	S	Opponent	Score	RPI	S	Opponent	Score	RPI	S	Opponent	Score
20	A	Princeton	40 52					67	A	Marist	66 76	102	A	Rider	25 48
22	A	Arizona	34 86					67	H	Marist	53 74	109	A	San Diego	49 57
								75	A	Bucknell	37 71	142	H	Providence	52 68
												168	H	Lafayette	52 44
												181	A	Quinnipiac	53 60
												181	H	Quinnipiac	45 52
												216	A	Fairfield	38 49
												216	H	Fairfield	39 40
												223	H	Manhattan	62 60
												246	A	Iona	56 50
												246	H	Iona	33 36
												252	A	Loyola Maryland	48 64
												266	H	Niagara	70 73
												275	A	Siena	39 51
												311	A	Albany (NY)	53 41
												330	A	Saint Peter's	81 67
												330	H	Saint Peter's	59 57
												332	N	Purdue Fort Wayne	60 46
												334	H	Canisius	62 71
LAST 10 Division I															
216	H	Fairfield	39 40	67	H	Marist	53 74								
246	A	Iona	56 50	275	A	Siena	39 51								
330	H	Saint Peter's	59 57	266	H	Niagara	70 73								
181	H	Quinnipiac	45 52	181	A	Quinnipiac	53 60								
102	A	Rider	25 48	330	A	Saint Peter's	81 67								

Non-Div I Games:

Monmouth

■ Loss,
 ■ Non-Conf, S Site,
 ■ Home
 ■ Away
 N Neutral

Montana

Through Games Of Feb. 13, 2020

Average RPI Win:	251	WON-LOST	WINNING	LAST 10	STRENGTH OF	OPP. STRENGTH	TEAM	ADJ.	CONF.	ADJ CONF.
Average RPI Loss:	128	RECORD	PCT. RANK	GAMES	SCHEDULE	OF SCHEDULE	RPI	RPI	RPI	RPI
DIV. I ONLY	12- 9	130	6-4	200	238	171	171	18	18	
DIV. I NON-CONF.	3- 4	201	0	15	302	105	105	17	17	
TOTALS	RPI 1-25	RPI 26-50	W-L RECORDS	RPI 51-100	RPI 101-150	RPI 150+				
12- 9	0- 1	0- 1	OVERALL	0- 2	1- 1	11- 4				
6- 5	0- 1	0- 0	HOME	0- 2	1- 0	5- 2				
6- 3	0- 0	0- 1	AWAY	0- 0	0- 1	6- 1				
0- 1	0- 0	0- 0	NEUTRAL	0- 0	0- 0	0- 1				
3- 4	0- 1	0- 1	NON-CONFERENCE	0- 1	0- 0	3- 1				
1- 2	0- 1	0- 0	HOME	0- 1	0- 0	1- 0				
2- 1	0- 0	0- 1	AWAY	0- 0	0- 0	2- 0				
0- 1	0- 0	0- 0	NEUTRAL	0- 0	0- 0	0- 1				
9- 5	0- 0	0- 0	CONFERENCE	0- 1	1- 1	8- 3				
5- 3	0- 0	0- 0	HOME	0- 1	1- 0	4- 2				
4- 2	0- 0	0- 0	AWAY	0- 0	0- 1	4- 1				
0- 0	0- 0	0- 0	NEUTRAL	0- 0	0- 0	0- 0				

RPI 1-25				RPI 26-50				RPI 51-100				RPI 101+ Team's RPI: 171			
RPI	S	Opponent	Score	RPI	S	Opponent	Score	RPI	S	Opponent	Score	RPI	S	Opponent	Score
22	H	Arizona	42 77	40	A	South Dakota	64 96	53	H	Fresno St.	63 76	123	A	Idaho	51 52
								87	H	Montana St.	61 66	123	H	Idaho	69 60
												169	A	Northern Ariz.	79 71
												189	H	Southern Utah	81 74
												193	H	Idaho St.	53 67
												202	A	Portland St.	65 78
												202	H	Portland St.	62 55
												206	N	Santa Clara	58 68
												218	H	Grand Canyon	72 67
												222	H	Northern Colo.	58 67
												241	A	Cal St. Fullerton	71 69
												296	A	Sacramento St.	64 60
												308	A	Eastern Wash.	77 56
												308	H	Eastern Wash.	92 54
												320	A	Utah Valley	63 52
												321	A	Weber St.	78 46
												321	H	Weber St.	85 57
LAST 10 Division I															
				321	A	Weber St.	78 46					321	H	Weber St.	85 57
				123	H	Idaho	69 60					193	H	Idaho St.	53 67
				308	A	Eastern Wash.	77 56					123	A	Idaho	51 52
				87	H	Montana St.	61 66					202	A	Portland St.	65 78
				202	H	Portland St.	62 55					308	H	Eastern Wash.	92 54

Non-Div I Games: Mont. St.-Northern 98 45 Mont. St. Billings 70 53

Montana

Loss, Non-Conf, S Site, H Home A Away N Neutral

Average RPI Win:	226	WON-LOST	WINNING	LAST 10	STRENGTH OF	OPP. STRENGTH	TEAM	ADJ.	CONF.	ADJ CONF.
Average RPI Loss:	77	RECORD	PCT. RANK	GAMES	SCHEDULE	OF SCHEDULE	RPI	RPI	RPI	RPI
DIV. I ONLY	14- 6	58	9-1	146	170	87	87	18	18	
DIV. I NON-CONF.	2- 5	259	0	11	71	127	127	17	17	
TOTALS	RPI 1-25	RPI 26-50	W-L RECORDS	RPI 51-100	RPI 101-150	RPI 150+				
14- 6	0- 2	0- 0	OVERALL	0- 2	1- 1	13- 1				
6- 2	0- 1	0- 0	HOME	0- 0	0- 1	6- 0				
8- 2	0- 0	0- 0	AWAY	0- 2	1- 0	7- 0				
0- 2	0- 1	0- 0	NEUTRAL	0- 0	0- 0	0- 1				
2- 5	0- 2	0- 0	NON-CONFERENCE	0- 2	0- 0	2- 1				
1- 1	0- 1	0- 0	HOME	0- 0	0- 0	1- 0				
1- 2	0- 0	0- 0	AWAY	0- 2	0- 0	1- 0				
0- 2	0- 1	0- 0	NEUTRAL	0- 0	0- 0	0- 1				
12- 1	0- 0	0- 0	CONFERENCE	0- 0	1- 1	11- 0				
5- 1	0- 0	0- 0	HOME	0- 0	0- 1	5- 0				
7- 0	0- 0	0- 0	AWAY	0- 0	1- 0	6- 0				
0- 0	0- 0	0- 0	NEUTRAL	0- 0	0- 0	0- 0				

RPI 1-25				RPI 26-50				RPI 51-100				Team's RPI: 87	RPI 101+			
RPI	S	Opponent	Score	RPI	S	Opponent	Score	RPI	S	Opponent	Score	RPI	S	Opponent	Score	
12	H	Gonzaga	55 70					62	A	Minnesota	60 71	123	A	Idaho	62 56	
18	N	Texas A&M	67 78					84	A	South Dakota St.	50 60	123	H	Idaho	68 69	
												161	H	UC Davis	77 65	
												162	N	Wichita St.	64 66	
												169	A	Northern Ariz.	72 64	
												171	A	Montana	66 61	
												189	H	Southern Utah	91 65	
												193	A	Idaho St.	74 55	
												193	H	Idaho St.	67 59	
												202	A	Portland St.	73 62	
												222	H	Northern Colo.	91 58	
												296	A	Sacramento St.	85 48	
												306	A	Seattle U	73 65	
												308	A	Eastern Wash.	89 85	
												308	H	Eastern Wash.	79 47	
												321	H	Weber St.	81 52	
LAST 10 Division I																
193	A	Idaho St.	74 55	321	H	Weber St.	81 52									
308	H	Eastern Wash.	79 47	308	A	Eastern Wash.	89 85									
123	A	Idaho	62 56	202	A	Portland St.	73 62									
171	A	Montana	66 61	123	H	Idaho	68 69									
193	H	Idaho St.	67 59	189	H	Southern Utah	91 65									

Non-Div I Games: Carroll (MT) 67 33 Mont. St.-Northern 93 34

Montana St.

Loss, Non-Conf, S Site, H Home A Away N Neutral

Average RPI Win:	292	WON-LOST	WINNING	LAST 10	STRENGTH OF	OPP. STRENGTH	TEAM	ADJ.	CONF.	ADJ CONF.
Average RPI Loss:	143	RECORD	PCT. RANK	GAMES	SCHEDULE	OF SCHEDULE	RPI	RPI	RPI	RPI
DIV. I ONLY	7- 16	278	3-7	142	290	260	260	20	20	
DIV. I NON-CONF.	2- 8	295	0	66	196	254	254	24	24	
TOTALS	RPI 1-25	RPI 26-50	W-L RECORDS	RPI 51-100	RPI 101-150	RPI 150+				
7- 16	0- 1	0- 1	OVERALL	0- 4	0- 2	7- 8				
4- 7	0- 0	0- 0	HOME	0- 1	0- 2	4- 4				
3- 9	0- 1	0- 1	AWAY	0- 3	0- 0	3- 4				
0- 0	0- 0	0- 0	NEUTRAL	0- 0	0- 0	0- 0				
2- 8	0- 1	0- 1	NON-CONFERENCE	0- 2	0- 1	2- 3				
2- 2	0- 0	0- 0	HOME	0- 0	0- 1	2- 1				
0- 6	0- 1	0- 1	AWAY	0- 2	0- 0	0- 2				
0- 0	0- 0	0- 0	NEUTRAL	0- 0	0- 0	0- 0				
5- 8	0- 0	0- 0	CONFERENCE	0- 2	0- 1	5- 5				
2- 5	0- 0	0- 0	HOME	0- 1	0- 1	2- 3				
3- 3	0- 0	0- 0	AWAY	0- 1	0- 0	3- 2				
0- 0	0- 0	0- 0	NEUTRAL	0- 0	0- 0	0- 0				

RPI 1-25			RPI 26-50			RPI 51-100			RPI 101+ Team's RPI: 260		
RPI	S	Opponent	Score	RPI	S	Opponent	Score	RPI	S	Opponent	Score
6	A	Baylor	47 94	27	A	Kentucky	54 79	57	A	Dayton	41 58
								61	A	Belmont	62 71
								70	H	UT Martin	64 82
								90	A	Michigan St.	48 93
								113	H	Southeast Mo. St.	61 67
								143	H	N.C. A&T	56 74
								178	A	Valparaiso	53 55
								183	A	Tennessee Tech	75 82
								183	H	Tennessee Tech	55 75
								210	H	Stetson	55 58
								220	H	Radford	73 62
								228	A	Eastern Ill.	62 67
								228	H	Eastern Ill.	51 57
								251	H	Saint Francis (PA)	65 54
								257	H	Eastern Ky.	47 68
								261	A	Bowling Green	65 79
								278	A	Jacksonville St.	69 55
								278	H	Jacksonville St.	67 48
								339	A	SIUE	63 55
								339	H	SIUE	75 69
								340	A	Tennessee St.	84 47
LAST 10 Division I											
257	H	Eastern Ky.	47 68	278	A	Jacksonville St.	69 55				
228	A	Eastern Ill.	62 67	183	A	Tennessee Tech	75 82				
339	A	SIUE	63 55	61	A	Belmont	62 71				
70	H	UT Martin	64 82	340	A	Tennessee St.	84 47				
113	H	Southeast Mo. St.	61 67	228	H	Eastern Ill.	51 57				

Non-Div I Games: Asbury 107 55 Midway 107 55

Morehead St.

Loss, Non-Conf, S Site, H Home A Away N Neutral

Average RPI Win: 286		WON-LOST	WINNING	LAST 10	STRENGTH OF	OPP. STRENGTH	TEAM	ADJ.	CONF.	ADJ CONF.
Average RPI Loss: 197		RECORD	PCT. RANK	GAMES	SCHEDULE	OF SCHEDULE	RPI	RPI	RPI	RPI
DIV. I ONLY		10- 12	205	8-2	336	313	254	254	29	29
DIV. I NON-CONF.		2- 9	304	0	257	215	311	311	29	29
TOTALS		RPI 1-25	RPI 26-50		W-L RECORDS		RPI 51-100	RPI 101-150	RPI 150+	
10- 12	0- 0	0- 2		OVERALL		0- 2	1- 1		9- 7	
5- 1	0- 0	0- 0		HOME		0- 0	1- 0		4- 1	
5- 9	0- 0	0- 2		AWAY		0- 1	0- 1		5- 5	
0- 2	0- 0	0- 0		NEUTRAL		0- 1	0- 0		0- 1	
2- 9		0- 0	0- 2		NON-CONFERENCE		0- 2	0- 0		2- 5
1- 0	0- 0	0- 0		HOME		0- 0	0- 0		1- 0	
1- 7	0- 0	0- 2		AWAY		0- 1	0- 0		1- 4	
0- 2	0- 0	0- 0		NEUTRAL		0- 1	0- 0		0- 1	
8- 3		0- 0	0- 0		CONFERENCE		0- 0	1- 1		7- 2
4- 1	0- 0	0- 0		HOME		0- 0	1- 0		3- 1	
4- 2	0- 0	0- 0		AWAY		0- 0	0- 1		4- 1	
0- 0	0- 0	0- 0		NEUTRAL		0- 0	0- 0		0- 0	

RPI 1-25				RPI 26-50				RPI 51-100				RPI 101+				Team's RPI: 254	
RPI	S	Opponent	Score	RPI	S	Opponent	Score	RPI	S	Opponent	Score	RPI	S	Opponent	Score		
				32	A	Marquette	48 70	66	N	Stony Brook	56 63	117	A	Bethune-Cookman	65 74		
				35	A	Michigan	48 80	81	A	Nebraska	55 78	143	H	N.C. A&T	42 38		
												200	N	Akron	45 52		
												250	A	Marshall	57 52		
												255	A	Howard	68 52		
												255	H	Howard	74 67		
												267	A	Delaware St.	61 69		
												277	H	Texas St.	72 62		
												294	A	UMBC	63 65		
												305	A	Omaha	64 70		
												316	A	Hofstra	39 51		
												319	A	UMES	55 44		
												319	H	UMES	61 71		
												324	H	N.C. Central	86 79		
												330	A	Saint Peter's	77 78		
												342	A	Coppin St.	47 42		
												344	A	Florida A&M	59 47		
												346	H	South Carolina St.	77 47		
LAST 10 Division I																	
				324	H	N.C. Central	86 79	143	H	N.C. A&T	42 38						
				319	H	UMES	61 71	255	H	Howard	74 67						
				255	A	Howard	68 52	117	A	Bethune-Cookman	65 74						
				319	A	UMES	55 44	344	A	Florida A&M	59 47						
				342	A	Coppin St.	47 42	346	H	South Carolina St.	77 47						

Non-Div I Games:	Washington Adventis	84	52	Notre Dame (MD)	113	34
------------------	---------------------	----	----	-----------------	-----	----

Morgan St.

Loss, Non-Conf, S Site, H Home A Away N Neutral

Mt. St. Mary's

Through Games Of Feb. 13, 2020

Average RPI Win:	289	WON-LOST	WINNING	LAST 10	STRENGTH OF	OPP. STRENGTH	TEAM	ADJ.	CONF.	ADJ CONF.
Average RPI Loss:	152	RECORD	PCT. RANK	GAMES	SCHEDULE	OF SCHEDULE	RPI	RPI	RPI	RPI
DIV. I ONLY	13- 9	113	8-2	322	250	190	190	30	30	
DIV. I NON-CONF.	4- 7	225	0	127	108	185	185	30	30	
TOTALS	RPI 1-25	RPI 26-50	W-L RECORDS	RPI 51-100	RPI 101-150	RPI 150+				
13- 9	0- 1	0- 2	OVERALL	0- 0	1- 1	12- 5				
6- 2	0- 0	0- 0	HOME	0- 0	0- 1	6- 1				
6- 6	0- 1	0- 2	AWAY	0- 0	0- 0	6- 3				
1- 1	0- 0	0- 0	NEUTRAL	0- 0	1- 0	0- 1				
4- 7	0- 1	0- 2	NON-CONFERENCE	0- 0	1- 1	3- 3				
2- 1	0- 0	0- 0	HOME	0- 0	0- 1	2- 0				
1- 5	0- 1	0- 2	AWAY	0- 0	0- 0	1- 2				
1- 1	0- 0	0- 0	NEUTRAL	0- 0	1- 0	0- 1				
9- 2	0- 0	0- 0	CONFERENCE	0- 0	0- 0	9- 2				
4- 1	0- 0	0- 0	HOME	0- 0	0- 0	4- 1				
5- 1	0- 0	0- 0	AWAY	0- 0	0- 0	5- 1				
0- 0	0- 0	0- 0	NEUTRAL	0- 0	0- 0	0- 0				

RPI 1-25				RPI 26-50				RPI 51-100				RPI 101+ Team's RPI: 190			
RPI	S	Opponent	Score	RPI	S	Opponent	Score	RPI	S	Opponent	Score	RPI	S	Opponent	Score
15	A	Indiana	52 75	27	A	Kentucky	44 67					120	N	Richmond	75 67
				28	A	Old Dominion	34 85					129	H	Lehigh	65 66
												159	N	Hampton	60 68
												180	A	Towson	57 73
												197	A	Merrimack	55 76
												220	A	Radford	75 58
												252	H	Loyola Maryland	81 75
												284	H	Wagner	78 63
												294	H	UMBC	71 61
												303	A	Sacred Heart	67 58
												313	A	St. Francis Brooklyn	67 62
												313	H	St. Francis Brooklyn	69 60
												315	A	Bryant	76 70
												315	H	Bryant	67 72
												319	A	UMES	76 78
												326	A	Fairleigh Dickinson	69 61
												336	A	LIU Brooklyn	77 57
												336	H	LIU Brooklyn	75 57
												345	H	Central Conn. St.	72 64
LAST 10 Division I															
336	A	LIU Brooklyn	77 57	313	H	St. Francis Brooklyn	69 60								
313	A	St. Francis Brooklyn	67 62	345	H	Central Conn. St.	72 64								
303	A	Sacred Heart	67 58	197	A	Merrimack	55 76								
326	A	Fairleigh Dickinson	69 61	315	A	Bryant	76 70								
315	H	Bryant	67 72	336	H	LIU Brooklyn	75 57								

Non-Div I Games: Frostburg St. 94 40

Mt. St. Mary's

■ Loss,
 ■ Non-Conf,
 ■ S Site,
 ■ H Home
 ■ A Away
 N Neutral

Average RPI Win:	276	WON-LOST	WINNING	LAST 10	STRENGTH OF	OPP. STRENGTH	TEAM	ADJ.	CONF.	ADJ CONF.
Average RPI Loss:	126	RECORD	PCT. RANK	GAMES	SCHEDULE	OF SCHEDULE	RPI	RPI	RPI	RPI
DIV. I ONLY	9- 13	233	3-7	254	192	240	240	20	20	
DIV. I NON-CONF.	5- 4	140	0	315	94	191	191	24	24	
TOTALS	RPI 1-25	RPI 26-50	W-L RECORDS	RPI 51-100	RPI 101-150	RPI 150+				
9- 13	0- 2	0- 0	OVERALL	0- 5	1- 1	8- 5				
6- 3	0- 0	0- 0	HOME	0- 2	1- 0	5- 1				
3- 10	0- 2	0- 0	AWAY	0- 3	0- 1	3- 4				
0- 0	0- 0	0- 0	NEUTRAL	0- 0	0- 0	0- 0				
5- 4	0- 2	0- 0	NON-CONFERENCE	0- 1	0- 0	5- 1				
2- 1	0- 0	0- 0	HOME	0- 0	0- 0	2- 1				
3- 3	0- 2	0- 0	AWAY	0- 1	0- 0	3- 0				
0- 0	0- 0	0- 0	NEUTRAL	0- 0	0- 0	0- 0				
4- 9	0- 0	0- 0	CONFERENCE	0- 4	1- 1	3- 4				
4- 2	0- 0	0- 0	HOME	0- 2	1- 0	3- 0				
0- 7	0- 0	0- 0	AWAY	0- 2	0- 1	0- 4				
0- 0	0- 0	0- 0	NEUTRAL	0- 0	0- 0	0- 0				

RPI 1-25				RPI 26-50				RPI 51-100				RPI 101+ Team's RPI: 240			
RPI	S	Opponent	Score	RPI	S	Opponent	Score	RPI	S	Opponent	Score	RPI	S	Opponent	Score
5	A	Louisville	40 76					61	A	Belmont	53 70	113	A	Southeast Mo. St.	73 88
11	A	Mississippi St.	43 124					61	H	Belmont	56 86	113	H	Southeast Mo. St.	70 62
								70	A	UT Martin	56 98	173	H	Samford	56 84
								70	H	UT Martin	64 89	182	A	Austin Peay	61 69
								86	A	Southern Ill.	66 76	183	A	Tennessee Tech	72 77
												228	H	Eastern Ill.	92 87
												242	H	Arkansas St.	77 62
												273	H	Indiana St.	70 62
												274	A	Lipscomb	67 57
												278	A	Jacksonville St.	51 68
												323	A	Evansville	61 59
												339	H	SIUE	74 60
												340	A	Tennessee St.	81 96
												340	H	Tennessee St.	100 62
												351	A	Mississippi Val.	72 66
LAST 10 Division I															
182	A	Austin Peay	61 69	340	H	Tennessee St.	100 62								
340	A	Tennessee St.	81 96	61	H	Belmont	56 86								
61	A	Belmont	53 70	113	A	Southeast Mo. St.	73 88								
339	H	SIUE	74 60	70	A	UT Martin	56 98								
228	H	Eastern Ill.	92 87	183	A	Tennessee Tech	72 77								

Non-Div I Games: Cumberland (TN) 93 60 Christian Bros. 95 59

Murray St.

Loss, Non-Conf, S Site, H Home A Away N Neutral

Average RPI Win:	261	WON-LOST	WINNING	LAST 10	STRENGTH OF	OPP. STRENGTH	TEAM	ADJ.	CONF.	ADJ CONF.
Average RPI Loss:	125	RECORD	PCT. RANK	GAMES	SCHEDULE	OF SCHEDULE	RPI	RPI	RPI	RPI
DIV. I ONLY	14- 7	71	7-3	307	204	143	143	29	29	
DIV. I NON-CONF.	6- 4	123	0	188	49	94	94	29	29	
TOTALS	RPI 1-25	RPI 26-50	W-L RECORDS	RPI 51-100	RPI 101-150	RPI 150+				
14- 7	0- 1	0- 0	OVERALL	0- 2	2- 2	12- 2				
6- 1	0- 0	0- 0	HOME	0- 0	1- 1	5- 0				
7- 5	0- 1	0- 0	AWAY	0- 1	1- 1	6- 2				
1- 1	0- 0	0- 0	NEUTRAL	0- 1	0- 0	1- 0				
6- 4	0- 1	0- 0	NON-CONFERENCE	0- 2	2- 0	4- 1				
2- 0	0- 0	0- 0	HOME	0- 0	1- 0	1- 0				
3- 3	0- 1	0- 0	AWAY	0- 1	1- 0	2- 1				
1- 1	0- 0	0- 0	NEUTRAL	0- 1	0- 0	1- 0				
8- 3	0- 0	0- 0	CONFERENCE	0- 0	0- 2	8- 1				
4- 1	0- 0	0- 0	HOME	0- 0	0- 1	4- 0				
4- 2	0- 0	0- 0	AWAY	0- 0	0- 1	4- 1				
0- 0	0- 0	0- 0	NEUTRAL	0- 0	0- 0	0- 0				

RPI 1-25				RPI 26-50				RPI 51-100				RPI 101+ Team's RPI: 143			
RPI	S	Opponent	Score	RPI	S	Opponent	Score	RPI	S	Opponent	Score	RPI	S	Opponent	Score
16	A	NC State	44 80					83	A	Georgia	54 72	117	A	Bethune-Cookman	50 70
								88	N	Miami (FL)	67 68	117	H	Bethune-Cookman	58 69
												121	A	VCU	69 58
												147	H	UNC Greensboro	57 48
												166	H	Norfolk St.	53 39
												200	A	Akron	52 64
												207	A	Clemson	82 74
												242	N	Arkansas St.	55 50
												254	A	Morgan St.	38 42
												260	A	Morehead St.	74 56
												267	A	Delaware St.	69 45
												267	H	Delaware St.	58 53
												279	H	ETSU	80 69
												319	A	UMES	67 31
												342	A	Coppin St.	84 38
												344	A	Florida A&M	66 49
												344	H	Florida A&M	71 44
												346	H	South Carolina St.	66 55
LAST 10 Division I															
344	A	Florida A&M	66 49	117	H	Bethune-Cookman	58 69								
117	A	Bethune-Cookman	50 70	254	A	Morgan St.	38 42								
346	H	South Carolina St.	66 55	342	A	Coppin St.	84 38								
166	H	Norfolk St.	53 39	267	A	Delaware St.	69 45								
267	H	Delaware St.	58 53	319	A	UMES	67 31								

Non-Div I Games: Saint Augustine's 75 44 Johnson & Wales (NC121 61

N.C. A&T

Loss, Non-Conf, S Site, H Home A Away N Neutral

N.C. Central

Through Games Of Feb. 13, 2020

Average RPI Win:	303	WON-LOST	WINNING	LAST 10	STRENGTH OF	OPP. STRENGTH	TEAM	ADJ.	CONF.	ADJ CONF.
Average RPI Loss:	204	RECORD	PCT. RANK	GAMES	SCHEDULE	OF SCHEDULE	RPI	RPI	RPI	RPI
DIV. I ONLY	6- 15	289	4-6	343	269	324	324	29	29	
DIV. I NON-CONF.	2- 9	304	0	242	201	313	313	29	29	
TOTALS	RPI 1-25	RPI 26-50	W-L RECORDS	RPI 51-100	RPI 101-150	RPI 150+				
6- 15	0- 1	0- 0	OVERALL	0- 1	1- 2	5- 11				
3- 5	0- 0	0- 0	HOME	0- 0	1- 0	2- 5				
3- 9	0- 1	0- 0	AWAY	0- 1	0- 2	3- 5				
0- 1	0- 0	0- 0	NEUTRAL	0- 0	0- 0	0- 1				
2- 9	0- 1	0- 0	NON-CONFERENCE	0- 1	1- 1	1- 6				
1- 3	0- 0	0- 0	HOME	0- 0	1- 0	0- 3				
1- 5	0- 1	0- 0	AWAY	0- 1	0- 1	1- 2				
0- 1	0- 0	0- 0	NEUTRAL	0- 0	0- 0	0- 1				
4- 6	0- 0	0- 0	CONFERENCE	0- 0	0- 1	4- 5				
2- 2	0- 0	0- 0	HOME	0- 0	0- 0	2- 2				
2- 4	0- 0	0- 0	AWAY	0- 0	0- 1	2- 3				
0- 0	0- 0	0- 0	NEUTRAL	0- 0	0- 0	0- 0				

RPI	S	Opponent	Score	RPI	S	Opponent	Score	RPI	S	Opponent	Score	RPI	S	Opponent	Score	Team's RPI: 324
9	A	Iowa	50 102					94	A	North Carolina	53 92	103	H	Campbell	67 64	
												117	A	Bethune-Cookman	52 73	
												134	A	California	69 90	
												166	H	Norfolk St.	75 83	
												191	H	High Point	58 78	
												209	N	Penn St.	68 92	
												227	A	CSU Bakersfield	71 80	
												254	A	Morgan St.	79 86	
												256	H	Winthrop	46 56	
												259	A	Col. of Charleston	78 85	
												267	A	Delaware St.	54 64	
												267	H	Delaware St.	60 64	
												295	H	FIU	58 59	
												319	A	UMES	63 65	
												336	A	LIU Brooklyn	61 59	
												342	A	Coppin St.	58 44	
												344	A	Florida A&M	71 70	
												344	H	Florida A&M	66 57	
												346	H	South Carolina St.	90 49	
LAST 10 Division I																
254	A	Morgan St.	79 86	344	A	Florida A&M	71 70									
342	A	Coppin St.	58 44	117	A	Bethune-Cookman	52 73									
166	H	Norfolk St.	75 83	319	A	UMES	63 65									
346	H	South Carolina St.	90 49	267	A	Delaware St.	54 64									
267	H	Delaware St.	60 64	344	H	Florida A&M	66 57									

Non-Div I Games: Washington Adventist 83 48 Lincoln (PA) 53 68

N.C. Central

Average RPI Win:	133	WON-LOST	WINNING	LAST 10	STRENGTH OF	OPP. STRENGTH	TEAM	ADJ.	CONF.	ADJ CONF.
Average RPI Loss:	50	RECORD	PCT. RANK	GAMES	SCHEDULE	OF SCHEDULE	RPI	RPI	RPI	RPI
DIV. I ONLY	22- 2	6	8-2	72	36	16	16	5	5	
DIV. I NON-CONF.	11- 0	1	0	169	51	15	15	3	3	
TOTALS	RPI 1-25	RPI 26-50	W-L RECORDS	RPI 51-100	RPI 101-150	RPI 150+				
22- 2	2- 1	4- 0	OVERALL	3- 1	4- 0	9- 0				
12- 1	2- 1	1- 0	HOME	2- 0	3- 0	4- 0				
8- 1	0- 0	2- 0	AWAY	1- 1	1- 0	4- 0				
2- 0	0- 0	1- 0	NEUTRAL	0- 0	0- 0	1- 0				
11- 0	1- 0	1- 0	NON-CONFERENCE	0- 0	2- 0	7- 0				
7- 0	1- 0	0- 0	HOME	0- 0	2- 0	4- 0				
2- 0	0- 0	0- 0	AWAY	0- 0	0- 0	2- 0				
2- 0	0- 0	1- 0	NEUTRAL	0- 0	0- 0	1- 0				
11- 2	1- 1	3- 0	CONFERENCE	3- 1	2- 0	2- 0				
5- 1	1- 1	1- 0	HOME	2- 0	1- 0	0- 0				
6- 1	0- 0	2- 0	AWAY	1- 1	1- 0	2- 0				
0- 0	0- 0	0- 0	NEUTRAL	0- 0	0- 0	0- 0				

RPI 1-25				RPI 26-50				RPI 51-100				RPI 101+			
RPI	S	Opponent	Score	RPI	S	Opponent	Score	RPI	S	Opponent	Score	RPI	S	Opponent	Score
3	H	Maryland	66 59	31	A	Virginia Tech	71 59	51	H	Virginia	80 60	110	H	Wake Forest	59 45
5	H	Louisville	59 66	31	H	Virginia Tech	76 69	73	A	Boston College	72 54	112	A	Notre Dame	90 56
24	H	Florida St.	68 51	36	A	Duke	63 60	94	A	North Carolina	60 66	137	H	Elon	62 49
				39	N	Texas	84 73	94	H	North Carolina	76 68	143	H	N.C. A&T	80 44
												163	A	Saint Mary's (CA)	87 70
												176	A	Hawaii	68 59
												207	A	Clemson	79 60
												214	H	Chattanooga	74 38
												219	H	Maine	62 34
												249	H	Lamar University	81 40
												262	N	North Texas	76 65
												268	H	UNCW	80 40
												287	A	Pittsburgh	88 44
LAST 10 Division I															
				5	H	Louisville	59 66	287	A	Pittsburgh	88 44				
				31	A	Virginia Tech	71 59	110	H	Wake Forest	59 45				
				36	A	Duke	63 60	24	H	Florida St.	68 51				
				207	A	Clemson	79 60	112	A	Notre Dame	90 56				
				94	H	North Carolina	76 68	94	A	North Carolina	60 66				

Non-Div I Games:

NC State

■ Loss,
 ■ Non-Conf, S Site,
 ■ Home
 ■ Away
 N Neutral

Average RPI Win: 229	WON-LOST	WINNING	LAST 10	STRENGTH OF	OPP. STRENGTH	TEAM	ADJ.	CONF.	ADJ CONF.
Average RPI Loss: 160	RECORD	PCT. RANK	GAMES	SCHEDULE	OF SCHEDULE	RPI	RPI	RPI	RPI
DIV. I ONLY	6- 16	298	2-8	185	212	297	297	15	15
DIV. I NON-CONF.	4- 6	212	0	316	259	284	284	16	16
TOTALS	RPI 1-25	RPI 26-50	W-L RECORDS	RPI 51-100	RPI 101-150	RPI 150+			
6- 16	0- 0	0- 0	OVERALL	0- 5	1- 4	5- 7			
5- 6	0- 0	0- 0	HOME	0- 2	1- 2	4- 2			
1- 10	0- 0	0- 0	AWAY	0- 3	0- 2	1- 5			
0- 0	0- 0	0- 0	NEUTRAL	0- 0	0- 0	0- 0			
4- 6	0- 0	0- 0	NON-CONFERENCE	0- 1	0- 0	4- 5			
3- 1	0- 0	0- 0	HOME	0- 0	0- 0	3- 1			
1- 5	0- 0	0- 0	AWAY	0- 1	0- 0	1- 4			
0- 0	0- 0	0- 0	NEUTRAL	0- 0	0- 0	0- 0			
2- 10	0- 0	0- 0	CONFERENCE	0- 4	1- 4	1- 2			
2- 5	0- 0	0- 0	HOME	0- 2	1- 2	1- 1			
0- 5	0- 0	0- 0	AWAY	0- 2	0- 2	0- 1			
0- 0	0- 0	0- 0	NEUTRAL	0- 0	0- 0	0- 0			

RPI S	Opponent	Score	RPI S	Opponent	Score	RPI S	Opponent	Score	RPI S	Opponent	Score	Team's RPI: 297
						75	A Bucknell	65 75	129	A Lehigh	40 70	
						75	H Bucknell	34 61	129	H Lehigh	53 60	
						94	A North Carolina	40 80	130	A Holy Cross	43 57	
						96	A Colgate	55 80	130	H Holy Cross	49 58	
						96	H Colgate	53 65	131	H Boston U.	46 41	
									168	A Lafayette	52 79	
									194	H La Salle	61 46	
									207	A Clemson	65 52	
									216	A Fairfield	52 66	
									219	A Maine	41 46	
									221	A Saint Joseph's	40 49	
									229	H Kennesaw St.	82 62	
									230	H George Mason	58 67	
									252	H Loyola Maryland	44 50	
									299	A Vermont	56 64	
									302	H Army West Point	57 45	
									312	H Air Force	67 59	
LAST 10 Division I												
			75	A Bucknell	65 75	131	H Boston U.	46 41				
			96	H Colgate	53 65	168	A Lafayette	52 79				
			252	H Loyola Maryland	44 50	129	H Lehigh	53 60				
			130	A Holy Cross	43 57	96	A Colgate	55 80				
			302	H Army West Point	57 45	75	H Bucknell	34 61				

Non-Div I Games: Stevenson 70 36

Navy

■ Loss,
 ■ Non-Conf,
 ■ S Site,
 ■ H Home
 ■ A Away
 N Neutral

Nebraska

Through Games Of Feb. 13, 2020

Average RPI Win:	168	WON-LOST	WINNING	LAST 10	STRENGTH OF	OPP. STRENGTH	TEAM	ADJ.	CONF.	ADJ CONF.
Average RPI Loss:	36	RECORD	PCT. RANK	GAMES	SCHEDULE	OF SCHEDULE	RPI	RPI	RPI	RPI
DIV. I ONLY	16- 9	85	3-7	83	23	81	81	2	2	
DIV. I NON-CONF.	10- 1	20	0	277	173	91	91	2	2	
TOTALS	RPI 1-25	RPI 26-50	W-L RECORDS	RPI 51-100	RPI 101-150	RPI 150+				
16- 9	1- 4	2- 2	OVERALL	2- 3	3- 0	8- 0				
12- 4	1- 2	2- 2	HOME	1- 0	1- 0	7- 0				
2- 5	0- 2	0- 0	AWAY	0- 3	2- 0	0- 0				
2- 0	0- 0	0- 0	NEUTRAL	1- 0	0- 0	1- 0				
10- 1	0- 0	1- 1	NON-CONFERENCE	1- 0	1- 0	7- 0				
7- 1	0- 0	1- 1	HOME	0- 0	0- 0	6- 0				
1- 0	0- 0	0- 0	AWAY	0- 0	1- 0	0- 0				
2- 0	0- 0	0- 0	NEUTRAL	1- 0	0- 0	1- 0				
6- 8	1- 4	1- 1	CONFERENCE	1- 3	2- 0	1- 0				
5- 3	1- 2	1- 1	HOME	1- 0	1- 0	1- 0				
1- 5	0- 2	0- 0	AWAY	0- 3	1- 0	0- 0				
0- 0	0- 0	0- 0	NEUTRAL	0- 0	0- 0	0- 0				

RPI	S	Opponent	Score	RPI	S	Opponent	Score	RPI	S	Opponent	Score	RPI	S	Opponent	Score
3	A	Maryland	69 87	33	H	Creighton	74 79	54	A	Rutgers	65 69	133	A	Missouri	90 85
9	A	Iowa	60 76	35	H	Michigan	74 71	62	A	Minnesota	61 67	141	A	Wisconsin	72 71
9	H	Iowa	78 69	36	H	Duke	83 79	62	H	Minnesota	72 58	141	H	Wisconsin	65 50
15	H	Indiana	53 57	37	H	Purdue	68 76	78	N	Southern California	67 54	209	H	Penn St.	75 58
25	H	Ohio St.	74 80					90	A	Michigan St.	70 78	215	H	Oral Roberts	77 67
												223	H	Manhattan	71 51
												237	H	Southern U.	73 39
												254	H	Morgan St.	78 55
												270	H	Alabama A&M	68 46
												303	N	Sacred Heart	72 49
												339	H	SIUE	63 49
LAST 10 Division I															
209	H	Penn St.	75 58	141	A	Wisconsin	72 71								
15	H	Indiana	53 57	37	H	Purdue	68 76								
9	A	Iowa	60 76	35	H	Michigan	74 71								
25	H	Ohio St.	74 80	3	A	Maryland	69 87								
62	A	Minnesota	61 67	54	A	Rutgers	65 69								

Non-Div I Games:

Nebraska

■ Loss,
■ Non-Conf,
■ S Site,
■ H Home
■ A Away
N Neutral

N
e
v
a
d
aN
e
v
a
d
a

Nevada

Page 189

New Hampshire

Through Games Of Feb. 13, 2020

Average RPI Win:	319	WON-LOST	WINNING	LAST 10	STRENGTH OF	OPP. STRENGTH	TEAM	ADJ.	CONF.	ADJ CONF.
Average RPI Loss:	163	RECORD	PCT. RANK	GAMES	SCHEDULE	OF SCHEDULE	RPI	RPI	RPI	RPI
DIV. I ONLY	6- 16	298	4-6	156	321	269	269	27	27	
DIV. I NON-CONF.	2- 9	304	0	159	261	287	287	27	27	
TOTALS	RPI 1-25	RPI 26-50	W-L RECORDS	RPI 51-100	RPI 101-150	RPI 150+				
6- 16	0- 2	0- 0	OVERALL	0- 2	0- 2	6- 10				
2- 7	0- 0	0- 0	HOME	0- 1	0- 1	2- 5				
4- 9	0- 2	0- 0	AWAY	0- 1	0- 1	4- 5				
0- 0	0- 0	0- 0	NEUTRAL	0- 0	0- 0	0- 0				
2- 9	0- 2	0- 0	NON-CONFERENCE	0- 0	0- 2	2- 5				
1- 3	0- 0	0- 0	HOME	0- 0	0- 1	1- 2				
1- 6	0- 2	0- 0	AWAY	0- 0	0- 1	1- 3				
0- 0	0- 0	0- 0	NEUTRAL	0- 0	0- 0	0- 0				
4- 7	0- 0	0- 0	CONFERENCE	0- 2	0- 0	4- 5				
1- 4	0- 0	0- 0	HOME	0- 1	0- 0	1- 3				
3- 3	0- 0	0- 0	AWAY	0- 1	0- 0	3- 2				
0- 0	0- 0	0- 0	NEUTRAL	0- 0	0- 0	0- 0				

RPI 1-25				RPI 26-50				RPI 51-100				RPI 101+ Team's RPI: 269			
RPI	S	Opponent	Score	RPI	S	Opponent	Score	RPI	S	Opponent	Score	RPI	S	Opponent	Score
6	A	Baylor	29 97					66	A	Stony Brook	50 52	130	A	Holy Cross	61 82
20	A	Princeton	37 77					66	H	Stony Brook	44 53	131	H	Boston U.	64 78
												151	A	Massachusetts	65 67
												174	H	Binghamton	53 63
												185	A	Dartmouth	47 66
												197	A	Merrimack	54 64
												211	H	Brown	68 76
												219	A	Maine	50 67
												226	A	UMass Lowell	53 58
												226	H	UMass Lowell	53 66
												294	A	UMBC	72 63
												298	H	North Dakota St.	61 67
												299	A	Vermont	59 51
												299	H	Vermont	42 44
												311	A	Albany (NY)	48 47
												315	A	Bryant	68 56
												345	H	Central Conn. St.	70 59
												348	H	Hartford	72 71
LAST 10 Division I															
299	H	Vermont	42 44	294	A	UMBC	72 63								
66	A	Stony Brook	50 52	311	A	Albany (NY)	48 47								
226	H	UMass Lowell	53 66	66	H	Stony Brook	44 53								
299	A	Vermont	59 51	219	A	Maine	50 67								
174	H	Binghamton	53 63	348	H	Hartford	72 71								

Non-Div I Games: Wheaton (MA) 89 44

New Hampshire

Loss, Non-Conf, S Site, H Home A Away N Neutral

Average RPI Win:	232	WON-LOST	WINNING	LAST 10	STRENGTH OF	OPP. STRENGTH	TEAM	ADJ.	CONF.	ADJ CONF.
Average RPI Loss:	141	RECORD	PCT. RANK	GAMES	SCHEDULE	OF SCHEDULE	RPI	RPI	RPI	RPI
DIV. I ONLY	12- 13	189	4-6	184	176	208	208	17	17	
DIV. I NON-CONF.	8- 4	90	0	247	143	155	155	22	22	
TOTALS	RPI 1-25	RPI 26-50	W-L RECORDS	RPI 51-100	RPI 101-150	RPI 150+				
12- 13	0- 0	0- 1	OVERALL	0- 4	2- 3	10- 5				
7- 7	0- 0	0- 0	HOME	0- 2	1- 1	6- 4				
4- 5	0- 0	0- 1	AWAY	0- 1	0- 2	4- 1				
1- 1	0- 0	0- 0	NEUTRAL	0- 1	1- 0	0- 0				
8- 4	0- 0	0- 1	NON-CONFERENCE	0- 2	2- 0	6- 1				
5- 2	0- 0	0- 0	HOME	0- 1	1- 0	4- 1				
2- 1	0- 0	0- 1	AWAY	0- 0	0- 0	2- 0				
1- 1	0- 0	0- 0	NEUTRAL	0- 1	1- 0	0- 0				
4- 9	0- 0	0- 0	CONFERENCE	0- 2	0- 3	4- 4				
2- 5	0- 0	0- 0	HOME	0- 1	0- 1	2- 3				
2- 4	0- 0	0- 0	AWAY	0- 1	0- 2	2- 1				
0- 0	0- 0	0- 0	NEUTRAL	0- 0	0- 0	0- 0				

RPI S	Opponent	Score	RPI S	Opponent	Score	RPI S	Opponent	Score	RPI S	Opponent	Score	Team's RPI: 208
29	A Arizona St.	47 84	53	A Fresno St.	81 84	126	A Boise St.	82 83				
			53	H Fresno St.	78 84	133	N Missouri	71 68				
			56	N West Virginia	60 73	142	H Providence	86 68				
			64	H Ball St.	57 70	146	A San Jose St.	85 89				
						146	H San Jose St.	80 81				
						169	H Northern Ariz.	83 76				
						170	H Houston	81 71				
						179	H UNLV	51 68				
						203	A Wyoming	74 71				
						203	H Wyoming	66 73				
						213	A UTEP	93 78				
						243	A San Diego St.	74 75				
						243	H San Diego St.	58 67				
						248	H Nevada	87 67				
						253	H Colorado St.	73 62				
						286	H LMU (CA)	72 73				
						289	H UC Riverside	80 70				
						312	A Air Force	75 53				
						325	A New Mexico St.	86 67				
						325	H New Mexico St.	107 53				
LAST 10 Division I												
243	H San Diego St.	58 67	146	A San Jose St.	85 89							
203	A Wyoming	74 71	179	H UNLV	51 68							
53	H Fresno St.	78 84	253	H Colorado St.	73 62							
243	A San Diego St.	74 75	312	A Air Force	75 53							
248	H Nevada	87 67	53	A Fresno St.	81 84							

Non-Div I Games: Northern N.M. 92 44

New Mexico

■ Loss,
 ■ Non-Conf, S Site,
 ■ Home
 ■ Away
 N Neutral

New Mexico St.

Through Games Of Feb. 13, 2020

Average RPI Win:	315	WON-LOST	WINNING	LAST 10	STRENGTH OF	OPP. STRENGTH	TEAM	ADJ.	CONF.	ADJ CONF.
Average RPI Loss:	218	RECORD	PCT. RANK	GAMES	SCHEDULE	OF SCHEDULE	RPI	RPI	RPI	RPI
DIV. I ONLY	7- 16	278	4-6	325	337	325	325	31	31	
DIV. I NON-CONF.	2- 10	313	0	251	285	323	323	32	32	
TOTALS	RPI 1-25	RPI 26-50	W-L RECORDS	RPI 51-100	RPI 101-150	RPI 150+				
7- 16	0- 0	0- 1	OVERALL	0- 0	0- 1	7- 14				
5- 7	0- 0	0- 1	HOME	0- 0	0- 0	5- 6				
2- 7	0- 0	0- 0	AWAY	0- 0	0- 1	2- 6				
0- 2	0- 0	0- 0	NEUTRAL	0- 0	0- 0	0- 2				
2- 10	0- 0	0- 1	NON-CONFERENCE	0- 0	0- 1	2- 8				
1- 5	0- 0	0- 1	HOME	0- 0	0- 0	1- 4				
1- 3	0- 0	0- 0	AWAY	0- 0	0- 1	1- 2				
0- 2	0- 0	0- 0	NEUTRAL	0- 0	0- 0	0- 2				
5- 6	0- 0	0- 0	CONFERENCE	0- 0	0- 0	5- 6				
4- 2	0- 0	0- 0	HOME	0- 0	0- 0	4- 2				
1- 4	0- 0	0- 0	AWAY	0- 0	0- 0	1- 4				
0- 0	0- 0	0- 0	NEUTRAL	0- 0	0- 0	0- 0				

RPI 1-25			RPI 26-50			RPI 51-100			RPI 101+ Team's RPI: 325		
RPI	S	Opponent	Score	RPI	S	Opponent	Score	RPI	S	Opponent	Score
29	H	Arizona St.	47 70					127	A	Abilene Christian	54 67
								165	N	Western Mich.	76 79
								187	H	Pepperdine	69 72
								208	A	New Mexico	53 107
								208	H	New Mexico	67 86
								213	A	UTEP	45 65
								213	H	UTEP	57 63
								218	A	Grand Canyon	49 60
								227	A	CSU Bakersfield	59 60
								233	A	UMKC	52 56
								233	H	UMKC	50 55
								270	A	Denver	78 75
								289	H	UC Riverside	58 60
								292	H	California Baptist	57 56
								306	A	Seattle U	57 67
								306	H	Seattle U	83 65
								309	N	Georgia St.	51 59
								314	H	UTRGV	76 75
								320	H	Utah Valley	54 58
								321	H	Weber St.	77 47
								350	A	Chicago St.	73 60
								350	H	Chicago St.	80 56
LAST 10 Division I											
306	A	Seattle U	57 67	314	H	UTRGV	76 75				
233	H	UMKC	50 55	306	H	Seattle U	83 65				
350	H	Chicago St.	80 56	320	H	Utah Valley	54 58				
218	A	Grand Canyon	49 60	233	A	UMKC	52 56				
227	A	CSU Bakersfield	59 60	350	A	Chicago St.	73 60				

Non-Div I Games: Western N.M. 75 56

New Mexico St.

Loss, Non-Conf, S Site, H Home A Away N Neutral

New Orleans

Through Games Of Feb. 13, 2020

Average RPI Win:	258	WON-LOST	WINNING	LAST 10	STRENGTH OF	OPP. STRENGTH	TEAM	ADJ.	CONF.	ADJ CONF.
Average RPI Loss:	129	RECORD	PCT. RANK	GAMES	SCHEDULE	OF SCHEDULE	RPI	RPI	RPI	RPI
DIV. I ONLY	11- 10	161	7-3	171	260	155	155	23	23	
DIV. I NON-CONF.	2- 5	259	0	88	117	187	187	23	23	
TOTALS	RPI 1-25	RPI 26-50	W-L RECORDS	RPI 51-100	RPI 101-150	RPI 150+				
11- 10	0- 1	0- 2	OVERALL	1- 1	0- 2	10- 4				
6- 3	0- 0	0- 0	HOME	1- 0	0- 1	5- 2				
5- 7	0- 1	0- 2	AWAY	0- 1	0- 1	5- 2				
0- 0	0- 0	0- 0	NEUTRAL	0- 0	0- 0	0- 0				
2- 5	0- 1	0- 2	NON-CONFERENCE	0- 0	0- 0	2- 2				
1- 1	0- 0	0- 0	HOME	0- 0	0- 0	1- 1				
1- 4	0- 1	0- 2	AWAY	0- 0	0- 0	1- 1				
0- 0	0- 0	0- 0	NEUTRAL	0- 0	0- 0	0- 0				
9- 5	0- 0	0- 0	CONFERENCE	1- 1	0- 2	8- 2				
5- 2	0- 0	0- 0	HOME	1- 0	0- 1	4- 1				
4- 3	0- 0	0- 0	AWAY	0- 1	0- 1	4- 1				
0- 0	0- 0	0- 0	NEUTRAL	0- 0	0- 0	0- 0				

RPI 1-25				RPI 26-50				RPI 51-100				RPI 101+ Team's RPI: 155			
RPI	S	Opponent	Score	RPI	S	Opponent	Score	RPI	S	Opponent	Score	RPI	S	Opponent	Score
23	A	LSU	49 83	38	A	Arkansas	52 82	92	A	SFA	47 59	111	H	A&M-Corpus Christi	53 83
				44	A	Iowa St.	53 71	92	H	SFA	53 50	127	A	Abilene Christian	62 76
												158	H	Sam Houston St.	46 78
												195	H	Louisiana	60 65
												205	H	North Dakota	79 73
												224	A	Southeastern La.	57 73
												225	A	Central Ark.	49 37
												225	H	Central Ark.	85 73
												249	A	Lamar University	62 57
												277	A	Texas St.	49 51
												281	H	Nicholls St.	77 65
												282	A	Ole Miss	69 64
												288	A	Incarinate Word	67 55
												318	H	Houston Baptist	88 84
												335	A	Northwestern St.	77 63
												337	H	McNeese	78 59
LAST 10 Division I															
225	H	Central Ark.	85 73	281	H	Nicholls St.	77 65	111	H	A&M-Corpus Christi	53 83				
92	A	SFA	47 59					337	H	McNeese	78 59				
318	H	Houston Baptist	88 84	288	A	Incarinate Word	67 55	225	A	Central Ark.	49 37				
224	A	Southeastern La.	57 73												
335	A	Northwestern St.	77 63												

Non-Div I Games: Pensacola Christian91 31 Tougaloo 91 69

New Orleans

■ Loss,
 ■ Non-Conf, S Site,
 ■ Home
 ■ Away
 N Neutral

Niagara

Through Games Of Feb. 13, 2020

Average RPI Win: 303	WON-LOST	WINNING	LAST 10	STRENGTH OF	OPP. STRENGTH	TEAM	ADJ.	CONF.	ADJ CONF.
Average RPI Loss: 162	RECORD	PCT. RANK	GAMES	SCHEDULE	OF SCHEDULE	RPI	RPI	RPI	RPI
DIV. I ONLY	8- 15	263	5-5	228	317	266	266	24	24
DIV. I NON-CONF.	2- 7	288	0	214	313	280	280	25	25
TOTALS	RPI 1-25	RPI 26-50	W-L RECORDS	RPI 51-100	RPI 101-150	RPI 150+			
8- 15	0- 0	0- 0	OVERALL	0- 4	0- 4	8- 7			
4- 5	0- 0	0- 0	HOME	0- 1	0- 2	4- 2			
4- 10	0- 0	0- 0	AWAY	0- 3	0- 2	4- 5			
0- 0	0- 0	0- 0	NEUTRAL	0- 0	0- 0	0- 0			
2- 7	0- 0	0- 0	NON-CONFERENCE	0- 2	0- 2	2- 3			
1- 1	0- 0	0- 0	HOME	0- 0	0- 1	1- 0			
1- 6	0- 0	0- 0	AWAY	0- 2	0- 1	1- 3			
0- 0	0- 0	0- 0	NEUTRAL	0- 0	0- 0	0- 0			
6- 8	0- 0	0- 0	CONFERENCE	0- 2	0- 2	6- 4			
3- 4	0- 0	0- 0	HOME	0- 1	0- 1	3- 2			
3- 4	0- 0	0- 0	AWAY	0- 1	0- 1	3- 2			
0- 0	0- 0	0- 0	NEUTRAL	0- 0	0- 0	0- 0			

RPI S	RPI 1-25	Score	RPI S	RPI 26-50	Score	RPI S	RPI 51-100	Score	RPI S	RPI 101+	Score	Team's RPI: 266
						54	A Rutgers	37 87	102	A Rider	75 79	
						67	A Marist	57 82	102	H Rider	55 71	
						67	H Marist	67 94	122	H Buffalo	67 81	
						96	A Colgate	72 85	139	A Cornell	59 82	
									174	A Binghamton	55 74	
									216	H Fairfield	65 77	
									223	A Manhattan	65 68	
									246	A Iona	63 57	
									246	H Iona	58 70	
									255	A Howard	42 91	
									275	A Siena	54 59	
									275	H Siena	68 61	
									280	A Monmouth	73 70	
									283	H Oakland	77 63	
									291	A St. Bonaventure	67 71	
									330	A Saint Peter's	68 64	
									330	H Saint Peter's	97 89	
									334	H Canisius	81 62	
									342	A Coppin St.	82 67	
LAST 10 Division I												
						330	A Saint Peter's	68 64	334	H Canisius	81 62	
						246	H Iona	58 70	102	H Rider	55 71	
						216	H Fairfield	65 77	330	H Saint Peter's	97 89	
						67	A Marist	57 82	280	A Monmouth	73 70	
						275	A Siena	54 59	246	A Iona	63 57	

Non-Div I Games:

Niagara

Loss, Non-Conf, S Site, H Home A Away N Neutral

Average RPI Win: 295	WON-LOST	WINNING	LAST 10	STRENGTH OF	OPP. STRENGTH	TEAM	ADJ.	CONF.	ADJ CONF.
Average RPI Loss: 146	RECORD	PCT. RANK	GAMES	SCHEDULE	OF SCHEDULE	RPI	RPI	RPI	RPI
DIV. I ONLY	5- 16	310	4-6	180	230	281	281	23	23
DIV. I NON-CONF.	1- 6	318	0	50	48	242	242	23	23
TOTALS	RPI 1-25	RPI 26-50	W-L RECORDS	RPI 51-100	RPI 101-150	RPI 150+			
5- 16	0- 3	0- 0	OVERALL	0- 2	0- 3	5- 8			
2- 5	0- 0	0- 0	HOME	0- 1	0- 1	2- 3			
3- 10	0- 3	0- 0	AWAY	0- 1	0- 1	3- 5			
0- 1	0- 0	0- 0	NEUTRAL	0- 0	0- 1	0- 0			
1- 6	0- 3	0- 0	NON-CONFERENCE	0- 1	0- 1	1- 1			
1- 0	0- 0	0- 0	HOME	0- 0	0- 0	1- 0			
0- 5	0- 3	0- 0	AWAY	0- 1	0- 0	0- 1			
0- 1	0- 0	0- 0	NEUTRAL	0- 0	0- 1	0- 0			
4- 10	0- 0	0- 0	CONFERENCE	0- 1	0- 2	4- 7			
1- 5	0- 0	0- 0	HOME	0- 1	0- 1	1- 3			
3- 5	0- 0	0- 0	AWAY	0- 0	0- 1	3- 4			
0- 0	0- 0	0- 0	NEUTRAL	0- 0	0- 0	0- 0			

RPI 1-25				RPI 26-50				RPI 51-100				RPI 101+ Team's RPI: 281			
RPI	S	Opponent	Score	RPI	S	Opponent	Score	RPI	S	Opponent	Score	RPI	S	Opponent	Score
15	A	Indiana	47 111					79	A	Rice	47 71	111	A	A&M-Corpus Christi	49 55
21	A	TCU	47 72					92	H	SFA	61 78	115	N	North Florida	61 64
23	A	LSU	32 63									127	H	Abilene Christian	84 95
												155	A	New Orleans	65 77
												158	A	Sam Houston St.	71 87
												158	H	Sam Houston St.	77 80
												186	A	Jacksonville	55 72
												224	A	Southeastern La.	67 65
												225	H	Central Ark.	46 53
												249	A	Lamar University	62 60
												249	H	Lamar University	78 84
												288	A	Incarinate Word	51 53
												318	A	Houston Baptist	84 78
												335	A	Northwestern St.	54 58
												337	H	McNeese	79 63
												349	H	La.-Monroe	74 59
LAST 10 Division I															
249	A	Lamar University	62 60	318	A	Houston Baptist	84 78								
158	H	Sam Houston St.	77 80	225	H	Central Ark.	46 53								
92	H	SFA	61 78	335	A	Northwestern St.	54 58								
337	H	McNeese	79 63	224	A	Southeastern La.	67 65								
155	A	New Orleans	65 77	249	H	Lamar University	78 84								

Non-Div I Games: Southern-N.O. 94 61 Paul Quinn 101 68

Nicholls St.

■ Loss,
 ■ Non-Conf,
 ■ S Site,
 ■ Home
 ■ A Away
 N Neutral

Average RPI Win:	248	WON-LOST	WINNING	LAST 10	STRENGTH OF	OPP. STRENGTH	TEAM	ADJ.	CONF.	ADJ CONF.
Average RPI Loss:	141	RECORD	PCT. RANK	GAMES	SCHEDULE	OF SCHEDULE	RPI	RPI	RPI	RPI
DIV. I ONLY	13- 8	100	8-2	250	291	166	166	29	29	
DIV. I NON-CONF.	5- 7	205	0-1	113	207	174	174	29	29	
TOTALS	RPI 1-25	RPI 26-50	W-L RECORDS	RPI 51-100	RPI 101-150	RPI 150+				
13- 8	0- 0	0- 0	OVERALL	0- 2	2- 4	11- 2				
7- 3	0- 0	0- 0	HOME	0- 1	1- 1	6- 1				
5- 4	0- 0	0- 0	AWAY	0- 0	0- 3	5- 1				
1- 1	0- 0	0- 0	NEUTRAL	0- 1	1- 0	0- 0				
5- 7	0- 0	0- 0	NON-CONFERENCE	0- 2	1- 3	4- 2				
2- 3	0- 0	0- 0	HOME	0- 1	0- 1	2- 1				
2- 3	0- 0	0- 0	AWAY	0- 0	0- 2	2- 1				
1- 1	0- 0	0- 0	NEUTRAL	0- 1	1- 0	0- 0				
8- 1	0- 0	0- 0	CONFERENCE	0- 0	1- 1	7- 0				
5- 0	0- 0	0- 0	HOME	0- 0	1- 0	4- 0				
3- 1	0- 0	0- 0	AWAY	0- 0	0- 1	3- 0				
0- 0	0- 0	0- 0	NEUTRAL	0- 0	0- 0	0- 0				

RPI 1-25				RPI 26-50				RPI 51-100				RPI 101+ Team's RPI: 166			
RPI	S	Opponent	Score	RPI	S	Opponent	Score	RPI	S	Opponent	Score	RPI	S	Opponent	Score
								56	N	West Virginia	55 72	115	N	North Florida	57 54
								100	H	Liberty	48 67	117	H	Bethune-Cookman	61 51
												120	A	Richmond	69 77
												128	A	William & Mary	56 65
												138	H	Robert Morris	62 69
												143	A	N.C. A&T	39 53
												159	A	Hampton	77 56
												186	A	Jacksonville	71 64
												191	H	High Point	72 58
												194	H	La Salle	52 55
												250	A	Marshall	69 75
												255	A	Howard	83 80
												258	H	Longwood	49 46
												267	H	Delaware St.	65 57
												319	H	UMES	68 45
												324	A	N.C. Central	83 75
												342	A	Coppin St.	85 48
												344	H	Florida A&M	59 51
												346	H	South Carolina St.	76 42
LAST 10 Division I															
				267	H	Delaware St.	65 57					319	H	UMES	68 45
				324	A	N.C. Central	83 75					255	A	Howard	83 80
				143	A	N.C. A&T	39 53					342	A	Coppin St.	85 48
				344	H	Flornida A&M	59 51					117	H	Bethune-Cookman	61 51
				346	H	South Carolina St.	76 42					120	A	Richmond	69 77

Non-Div I Games: Virginia-Lynchburg 123 48

Norfolk St.

■ Loss,
 ■ Non-Conf,
 ■ S Site,
 ■ H Home
 ■ A Away
 N Neutral

Average RPI Win: 257	WON-LOST	WINNING	LAST 10	STRENGTH OF	OPP. STRENGTH	TEAM	ADJ.	CONF.	ADJ CONF.
Average RPI Loss: 111	RECORD	PCT. RANK	GAMES	SCHEDULE	OF SCHEDULE	RPI	RPI	RPI	RPI
DIV. I ONLY	15- 6	54	7-3	335	205	152	152	16	16
DIV. I NON-CONF.	7- 3	80	0	346	329	222	222	14	14

TOTALS	RPI 1-25	RPI 26-50	W-L RECORDS	RPI 51-100	RPI 101-150	RPI 150+			
15- 6	0- 1	0- 2	OVERALL	2- 0	1- 0	12- 3			
6- 2	0- 0	0- 1	HOME	1- 0	1- 0	4- 1			
5- 4	0- 1	0- 1	AWAY	1- 0	0- 0	4- 2			
4- 0	0- 0	0- 0	NEUTRAL	0- 0	0- 0	4- 0			
7- 3	0- 1	0- 1	NON-CONFERENCE	0- 0	0- 0	7- 1			
1- 1	0- 0	0- 0	HOME	0- 0	0- 0	1- 1			
2- 2	0- 1	0- 1	AWAY	0- 0	0- 0	2- 0			
4- 0	0- 0	0- 0	NEUTRAL	0- 0	0- 0	4- 0			
8- 3	0- 0	0- 1	CONFERENCE	2- 0	1- 0	5- 2			
5- 1	0- 0	0- 1	HOME	1- 0	1- 0	3- 0			
3- 2	0- 0	0- 0	AWAY	1- 0	0- 0	2- 2			
0- 0	0- 0	0- 0	NEUTRAL	0- 0	0- 0	0- 0			

RPI 1-25				RPI 26-50				RPI 51-100				RPI 101+ Team's RPI: 152			
RPI	S	Opponent	Score	RPI	S	Opponent	Score	RPI	S	Opponent	Score	RPI	S	Opponent	Score
9	A	Iowa	81 86	26	H	FGCU	63 74	100	A	Liberty	76 71	115	H	North Florida	54 51
				44	A	Iowa St.	72 80	100	H	Liberty	86 75	173	H	Samford	63 79
												186	A	Jacksonville	56 67
												186	H	Jacksonville	76 65
												210	H	Stetson	68 57
												229	A	Kennesaw St.	56 59
												270	N	Alabama A&M	80 65
												274	A	Lipscomb	84 72
												274	H	Lipscomb	91 58
												300	N	UC Irvine	88 60
												322	A	Alabama St.	81 60
												329	A	NJIT	57 55
												339	N	SIUE	85 67
												340	A	Tennessee St.	88 63
												346	N	South Carolina St.	99 46
												351	H	Mississippi Val.	86 60

LAST 10 Division I															
274	H	Lipscomb	91 58	210	H	Stetson	68 57								
100	H	Liberty	86 75	26	H	FGCU	63 74								
329	A	NJIT	57 55	100	A	Liberty	76 71								
186	A	Jacksonville	56 67	274	A	Lipscomb	84 72								
229	A	Kennesaw St.	56 59	186	H	Jacksonville	76 65								

Non-Div I Games: Virginia-Lynchburg 128 26 Oakwood 120 38

North Ala.

■ Loss,
 ■ Non-Conf, S Site,
 ■ Home
 ■ Away
 N Neutral

North Carolina

Through Games Of Feb. 13, 2020

Average RPI Win:	180	WON-LOST	WINNING	LAST 10	STRENGTH OF	OPP. STRENGTH	TEAM	ADJ.	CONF.	ADJ CONF.
Average RPI Loss:	36	RECORD	PCT. RANK	GAMES	SCHEDULE	OF SCHEDULE	RPI	RPI	RPI	RPI
DIV. I ONLY	16- 9	85	4-6	120	19	94	94	5	5	
DIV. I NON-CONF.	9- 2	37	0	331	86	143	143	3	3	
TOTALS	RPI 1-25	RPI 26-50	W-L RECORDS	RPI 51-100	RPI 101-150	RPI 150+				
16- 9	1- 3	0- 4	OVERALL	5- 2	2- 0	8- 0				
11- 4	1- 1	0- 2	HOME	2- 1	1- 0	7- 0				
2- 5	0- 2	0- 2	AWAY	2- 1	0- 0	0- 0				
3- 0	0- 0	0- 0	NEUTRAL	1- 0	1- 0	1- 0				
9- 2	0- 0	0- 1	NON-CONFERENCE	1- 1	2- 0	6- 0				
6- 1	0- 0	0- 1	HOME	0- 0	1- 0	5- 0				
0- 1	0- 0	0- 0	AWAY	0- 1	0- 0	0- 0				
3- 0	0- 0	0- 0	NEUTRAL	1- 0	1- 0	1- 0				
7- 7	1- 3	0- 3	CONFERENCE	4- 1	0- 0	2- 0				
5- 3	1- 1	0- 1	HOME	2- 1	0- 0	2- 0				
2- 4	0- 2	0- 2	AWAY	2- 0	0- 0	0- 0				
0- 0	0- 0	0- 0	NEUTRAL	0- 0	0- 0	0- 0				

RPI S	Opponent	Score	RPI S	Opponent	Score	RPI S	Opponent	Score	RPI S	Opponent	Score
5	H Louisville	67 74	31	A Virginia Tech	70 76	51	A Virginia	65 47	133	N Missouri	82 69
16	A NC State	68 76	31	H Virginia Tech	63 72	51	H Virginia	78 68	137	H Elon	76 46
16	H NC State	66 60	36	A Duke	61 71	71	A Alabama	77 83	175	H Illinois	85 60
24	A Florida St.	64 78	42	H Yale	63 66	72	H Syracuse	56 74	207	H Clemson	86 72
						74	N Temple	71 58	268	N UNCW	85 45
						88	H Miami (FL)	78 58	287	H Pittsburgh	70 62
						89	A Georgia Tech	67 60	297	H Navy	80 40
									324	H N.C. Central	92 53
									338	H Western Caro.	92 55
									343	H Charleston So.	85 54
LAST 10 Division I											
72	H Syracuse	56 74	16	A NC State	68 76						
31	H Virginia Tech	63 72	89	A Georgia Tech	67 60						
36	A Duke	61 71	5	H Louisville	67 74						
207	H Clemson	86 72	88	H Miami (FL)	78 58						
51	H Virginia	78 68	24	A Florida St.	64 78						

Non-Div I Games:

North Carolina

Loss, Non-Conf, S Site, H Home A Away N Neutral

North Dakota

Through Games Of Feb. 13, 2020

Average RPI Win:	269	WON-LOST	WINNING	LAST 10	STRENGTH OF	OPP. STRENGTH	TEAM	ADJ.	CONF.	ADJ CONF.
Average RPI Loss:	161	RECORD	PCT. RANK	GAMES	SCHEDULE	OF SCHEDULE	RPI	RPI	RPI	RPI
DIV. I ONLY	12- 10	144	4-6	305	246	205	205	19	19	
DIV. I NON-CONF.	7- 4	100	0	250	286	123	123	18	18	
TOTALS	RPI 1-25	RPI 26-50	W-L RECORDS	RPI 51-100	RPI 101-150	RPI 150+				
12- 10	0- 1	0- 1	OVERALL	0- 2	0- 0	12- 6				
5- 4	0- 0	0- 1	HOME	0- 1	0- 0	5- 2				
7- 6	0- 1	0- 0	AWAY	0- 1	0- 0	7- 4				
0- 0	0- 0	0- 0	NEUTRAL	0- 0	0- 0	0- 0				
7- 4	0- 1	0- 0	NON-CONFERENCE	0- 1	0- 0	7- 2				
2- 1	0- 0	0- 0	HOME	0- 1	0- 0	2- 0				
5- 3	0- 1	0- 0	AWAY	0- 0	0- 0	5- 2				
0- 0	0- 0	0- 0	NEUTRAL	0- 0	0- 0	0- 0				
5- 6	0- 0	0- 1	CONFERENCE	0- 1	0- 0	5- 4				
3- 3	0- 0	0- 1	HOME	0- 0	0- 0	3- 2				
2- 3	0- 0	0- 0	AWAY	0- 1	0- 0	2- 2				
0- 0	0- 0	0- 0	NEUTRAL	0- 0	0- 0	0- 0				

RPI	S	Opponent	Score	RPI	S	Opponent	Score	RPI	S	Opponent	Score	RPI	S	Opponent	Score	Team's RPI: 205
22	A	Arizona	42 74	40	H	South Dakota	46 93	77	H	Illinois St.	58 66	155	A	New Orleans	73 79	
								84	A	South Dakota St.	64 99	172	H	Rhode Island	67 61	
												178	H	Valparaiso	65 63	
												196	H	Western Ill.	77 71	
												215	A	Oral Roberts	52 75	
												215	H	Oral Roberts	72 86	
												218	A	Grand Canyon	78 76	
												235	A	SMU	51 66	
												236	A	Milwaukee	66 58	
												270	A	Denver	90 82	
												270	H	Denver	81 91	
												298	A	North Dakota St.	82 92	
												301	A	Ga. Southern	69 56	
												305	H	Omaha	63 57	
												332	A	Purdue Fort Wayne	63 49	
												332	H	Purdue Fort Wayne	91 85	
												343	A	Charleston So.	73 57	
												346	A	South Carolina St.	95 53	
LAST 10 Division I																
40	H	South Dakota	46 93	298	A	North Dakota St.	82 92									
215	H	Oral Roberts	72 86	84	A	South Dakota St.	64 99									
332	A	Purdue Fort Wayne	63 49	215	A	Oral Roberts	52 75									
196	H	Western Ill.	77 71	305	H	Omaha	63 57									
270	H	Denver	81 91	332	H	Purdue Fort Wayne	91 85									

Non-Div I Games: Northland 118 35 Mayville St. 83 52

North Dakota

Loss, Non-Conf, S Site, H Home A Away N Neutral

Average RPI Win:	286	WON-LOST	WINNING	LAST 10	STRENGTH OF	OPP. STRENGTH	TEAM	ADJ.	CONF.	ADJ CONF.
Average RPI Loss:	139	RECORD	PCT. RANK	GAMES	SCHEDULE	OF SCHEDULE	RPI	RPI	RPI	RPI
DIV. I ONLY	6- 16	298	5-5	248	142	298	298	19	19	
DIV. I NON-CONF.	1- 9	326	0	150	36	291	291	18	18	
TOTALS	RPI 1-25	RPI 26-50	W-L RECORDS	RPI 51-100	RPI 101-150	RPI 150+				
6- 16	0- 0	0- 4	OVERALL	0- 2	0- 2	6- 8				
3- 8	0- 0	0- 2	HOME	0- 0	0- 1	3- 5				
3- 8	0- 0	0- 2	AWAY	0- 2	0- 1	3- 3				
0- 0	0- 0	0- 0	NEUTRAL	0- 0	0- 0	0- 0				
1- 9	0- 0	0- 3	NON-CONFERENCE	0- 1	0- 2	1- 3				
0- 5	0- 0	0- 1	HOME	0- 0	0- 1	0- 3				
1- 4	0- 0	0- 2	AWAY	0- 1	0- 1	1- 0				
0- 0	0- 0	0- 0	NEUTRAL	0- 0	0- 0	0- 0				
5- 7	0- 0	0- 1	CONFERENCE	0- 1	0- 0	5- 5				
3- 3	0- 0	0- 1	HOME	0- 0	0- 0	3- 2				
2- 4	0- 0	0- 0	AWAY	0- 1	0- 0	2- 3				
0- 0	0- 0	0- 0	NEUTRAL	0- 0	0- 0	0- 0				

RPI 1-25				RPI 26-50				RPI 51-100				RPI 101+ Team's RPI: 298			
RPI	S	Opponent	Score	RPI	S	Opponent	Score	RPI	S	Opponent	Score	RPI	S	Opponent	Score
				33	A	Creighton	59 70	59	A	UNI	63 95	141	H	Wisconsin	63 64
				40	H	South Dakota	36 80	84	A	South Dakota St.	52 60	144	A	Northeastern	61 72
				41	A	Bradley	64 70					167	H	Northern Ill.	68 74
				44	H	Iowa St.	58 86					178	H	Valparaiso	54 66
												196	A	Western Ill.	79 86
												196	H	Western Ill.	78 79
												203	H	Wyoming	57 66
												205	H	North Dakota	92 82
												215	A	Oral Roberts	62 70
												215	H	Oral Roberts	76 80
												269	A	New Hampshire	67 61
												270	A	Denver	82 91
												270	H	Denver	85 80
												305	A	Omaha	74 65
												332	A	Purdue Fort Wayne	58 44
												332	H	Purdue Fort Wayne	74 53
LAST 10 Division I															
				332	H	Purdue Fort Wayne	74 53	270	H	Denver	85 80				
				215	H	Oral Roberts	76 80	84	A	South Dakota St.	52 60				
				305	A	Omaha	74 65	205	H	North Dakota	92 82				
				196	A	Western Ill.	79 86	40	H	South Dakota	36 80				
				332	A	Purdue Fort Wayne	58 44	215	A	Oral Roberts	62 70				

Non-Div I Games: Waldorf 92 26 Mayville St. 97 59

North Dakota St.

North Florida

Through Games Of Feb. 13, 2020

Average RPI Win: 220	WON-LOST	WINNING	LAST 10	STRENGTH OF	OPP. STRENGTH	TEAM	ADJ.	CONF.	ADJ CONF.
Average RPI Loss: 113	RECORD	PCT. RANK	GAMES	SCHEDULE	OF SCHEDULE	RPI	RPI	RPI	RPI
DIV. I ONLY	11- 11	172	6-4	96	168	115	115	16	16
DIV. I NON-CONF.	5- 6	187	0	59	144	93	93	14	14
TOTALS	RPI 1-25	RPI 26-50	W-L RECORDS	RPI 51-100	RPI 101-150	RPI 150+			
11- 11	0- 2	0- 2	OVERALL	1- 2	2- 1	8- 4			
4- 2	0- 0	0- 1	HOME	1- 0	1- 0	2- 1			
5- 7	0- 2	0- 1	AWAY	0- 1	0- 1	5- 2			
2- 2	0- 0	0- 0	NEUTRAL	0- 1	1- 0	1- 1			
5- 6	0- 2	0- 0	NON-CONFERENCE	0- 2	2- 1	3- 1			
1- 0	0- 0	0- 0	HOME	0- 0	1- 0	0- 0			
2- 4	0- 2	0- 0	AWAY	0- 1	0- 1	2- 0			
2- 2	0- 0	0- 0	NEUTRAL	0- 1	1- 0	1- 1			
6- 5	0- 0	0- 2	CONFERENCE	1- 0	0- 0	5- 3			
3- 2	0- 0	0- 1	HOME	1- 0	0- 0	2- 1			
3- 3	0- 0	0- 1	AWAY	0- 0	0- 0	3- 2			
0- 0	0- 0	0- 0	NEUTRAL	0- 0	0- 0	0- 0			

RPI 1-25				RPI 26-50				RPI 51-100				RPI 101+ Team's RPI: 115			
RPI	S	Opponent	Score	RPI	S	Opponent	Score	RPI	S	Opponent	Score	RPI	S	Opponent	Score
15	A	Indiana	45 72	26	A	FGCU	65 76	67	N	Marist	54 69	102	N	Rider	80 70
24	A	Florida St.	41 70	26	H	FGCU	50 72	88	A	Miami (FL)	55 78	130	H	Holy Cross	80 60
								100	H	Liberty	65 50	141	A	Wisconsin	62 75
												152	A	North Ala.	51 54
												166	N	Norfolk St.	54 57
												186	A	Jacksonville	70 64
												210	H	Stetson	52 60
												229	A	Kennesaw St.	64 55
												229	H	Kennesaw St.	57 33
												270	A	Alabama A&M	73 64
												274	A	Lipscomb	68 60
												281	N	Nicholls St.	64 61
												295	A	FIU	64 49
												329	A	NJIT	56 60
												329	H	NJIT	71 48
LAST 10 Division I															
329	A	NJIT	56 60	274	A	Lipscomb	68 60								
26	A	FGCU	65 76	186	A	Jacksonville	70 64								
210	H	Stetson	52 60	26	H	FGCU	50 72								
229	H	Kennesaw St.	57 33	329	H	NJIT	71 48								
100	H	Liberty	65 50	229	A	Kennesaw St.	64 55								

Non-Div I Games: Warner 110 46 Edward Waters 80 51

North Florida

Loss, Non-Conf, S Site, H Home A Away N Neutral

North Texas

Through Games Of Feb. 13, 2020

Average RPI Win:	230	WON-LOST	WINNING	LAST 10	STRENGTH OF	OPP. STRENGTH	TEAM	ADJ.	CONF.	ADJ CONF.
Average RPI Loss:	156	RECORD	PCT. RANK	GAMES	SCHEDULE	OF SCHEDULE	RPI	RPI	RPI	RPI
DIV. I ONLY	7- 14	269	2-8	160	188	262	262	13	13	
DIV. I NON-CONF.	4- 5	195	0	175	304	218	218	15	15	
TOTALS	RPI 1-25	RPI 26-50	W-L RECORDS	RPI 51-100	RPI 101-150	RPI 150+				
7- 14	0- 1	1- 1	OVERALL	0- 3	0- 2	6- 7				
5- 6	0- 0	1- 0	HOME	0- 2	0- 2	4- 2				
2- 6	0- 0	0- 0	AWAY	0- 1	0- 0	2- 5				
0- 2	0- 1	0- 1	NEUTRAL	0- 0	0- 0	0- 0				
4- 5	0- 1	0- 1	NON-CONFERENCE	0- 0	0- 1	4- 2				
3- 1	0- 0	0- 0	HOME	0- 0	0- 1	3- 0				
1- 2	0- 0	0- 0	AWAY	0- 0	0- 0	1- 2				
0- 2	0- 1	0- 1	NEUTRAL	0- 0	0- 0	0- 0				
3- 9	0- 0	1- 0	CONFERENCE	0- 3	0- 1	2- 5				
2- 5	0- 0	1- 0	HOME	0- 2	0- 1	1- 2				
1- 4	0- 0	0- 0	AWAY	0- 1	0- 0	1- 3				
0- 0	0- 0	0- 0	NEUTRAL	0- 0	0- 0	0- 0				

RPI 1-25			RPI 26-50			RPI 51-100			RPI 101+			Team's RPI: 262
RPI	S	Opponent	Score	RPI	S	Opponent	Score	RPI	S	Opponent	Score	
16	N	NC State	65 76	30	H	Western Ky.	61 54	65	H	Middle Tenn.	60 80	116 H UT Arlington 49 68
				39	N	Texas	57 63	76	A	Charlotte	59 72	118 H UAB 50 51
								79	H	Rice	52 67	176 A Hawaii 66 60
												192 A Fla. Atlantic 78 84
												195 H Louisiana 69 66
												204 H Southern Miss. 57 65
												213 A UTEP 63 67
												227 A CSU Bakersfield 52 61
												232 H Louisiana Tech 74 69
												250 H Marshall 59 68
												290 A Utah St. 55 66
												295 A FIU 56 58
												304 A UTSA 79 55
												327 H Alcorn 67 31
												349 H La.-Monroe 63 51
LAST 10 Division I												
				76	A	Charlotte	59 72	304	A	UTSA	79 55	
				118	H	UAB	50 51	232	H	Louisiana Tech	74 69	
				65	H	Middle Tenn.	60 80	204	H	Southern Miss.	57 65	
				79	H	Rice	52 67	192	A	Fla. Atlantic	78 84	
				213	A	UTEP	63 67	295	A	FIU	56 58	

Non-Div I Games: Mid-Amer. Christian59 61 Xavier (LA) 68 31 Tex. A&M-Texarkana 114 54

North Texas

Loss, Non-Conf, S Site, H Home A Away N Neutral

Northeastern

Through Games Of Feb. 13, 2020

Average RPI Win:	226	WON-LOST	WINNING	LAST 10	STRENGTH OF	OPP. STRENGTH	TEAM	ADJ.	CONF.	ADJ CONF.
Average RPI Loss:	75	RECORD	PCT. RANK	GAMES	SCHEDULE	OF SCHEDULE	RPI	RPI	RPI	RPI
DIV. I ONLY	10- 12	205	5-5	59	134	144	144	14	14	
DIV. I NON-CONF.	4- 7	225	0	24	109	118	118	13	13	
TOTALS	RPI 1-25	RPI 26-50	W-L RECORDS	RPI 51-100	RPI 101-150	RPI 150+				
10- 12	0- 2	0- 3	OVERALL	0- 4	3- 1	7- 2				
7- 5	0- 0	0- 2	HOME	0- 2	2- 0	5- 1				
3- 7	0- 2	0- 1	AWAY	0- 2	1- 1	2- 1				
0- 0	0- 0	0- 0	NEUTRAL	0- 0	0- 0	0- 0				
4- 7	0- 2	0- 2	NON-CONFERENCE	0- 2	1- 1	3- 0				
2- 3	0- 0	0- 2	HOME	0- 1	0- 0	2- 0				
2- 4	0- 2	0- 0	AWAY	0- 1	1- 1	1- 0				
0- 0	0- 0	0- 0	NEUTRAL	0- 0	0- 0	0- 0				
6- 5	0- 0	0- 1	CONFERENCE	0- 2	2- 0	4- 2				
5- 2	0- 0	0- 0	HOME	0- 1	2- 0	3- 1				
1- 3	0- 0	0- 1	AWAY	0- 1	0- 0	1- 1				
0- 0	0- 0	0- 0	NEUTRAL	0- 0	0- 0	0- 0				

RPI	S	Opponent	Score	RPI	S	Opponent	Score	RPI	S	Opponent	Score	RPI	S	Opponent	Score	Team's RPI: 144
1	A	Oregon	47 89	40	H	South Dakota	76 80	55	A	Drexel	41 50	101	A	Harvard	46 44	
17	A	Central Mich.	63 79	42	H	Yale	63 78	55	H	Drexel	51 67	128	H	William & Mary	61 55	
				43	A	James Madison	54 67	57	H	Dayton	60 71	131	A	Boston U.	56 72	
								99	A	Fordham	58 74	137	H	Elon	68 65	
												180	A	Towson	68 81	
												184	A	Delaware	72 62	
												184	H	Delaware	69 81	
												219	A	Maine	66 58	
												259	H	Col. of Charleston	72 68	
												268	H	UNCW	63 61	
												298	H	North Dakota St.	72 61	
												316	H	Hofstra	74 51	
												348	H	Hartford	60 47	
LAST 10 Division I																
55	H	Drexel	51 67	180	A	Towson	68 81									
184	H	Delaware	69 81	128	H	William & Mary	61 55									
268	H	UNCW	63 61	137	H	Elon	68 65									
259	H	Col. of Charleston	72 68	184	A	Delaware	72 62									
43	A	James Madison	54 67	55	A	Drexel	41 50									

Non-Div I Games:

Northeastern

■ Loss,
 ■ Non-Conf,
 ■ S Site,
 ■ H Home
 ■ A Away
 N Neutral

Average RPI Win:	251	WON-LOST	WINNING	LAST 10	STRENGTH OF	OPP. STRENGTH	TEAM	ADJ.	CONF.	ADJ CONF.
Average RPI Loss:	146	RECORD	PCT. RANK	GAMES	SCHEDULE	OF SCHEDULE	RPI	RPI	RPI	RPI
DIV. I ONLY	13- 10	133	8-2	231	245	169	169	18	18	
DIV. I NON-CONF.	3- 6	235	0	104	232	196	196	17	17	
TOTALS	RPI 1-25	RPI 26-50	W-L RECORDS	RPI 51-100	RPI 101-150	RPI 150+				
13- 10	0- 1	0- 0	OVERALL	0- 3	2- 0	11- 6				
5- 4	0- 0	0- 0	HOME	0- 1	0- 0	5- 3				
7- 5	0- 0	0- 0	AWAY	0- 2	1- 0	6- 3				
1- 1	0- 1	0- 0	NEUTRAL	0- 0	1- 0	0- 0				
3- 6	0- 1	0- 0	NON-CONFERENCE	0- 2	1- 0	2- 3				
1- 1	0- 0	0- 0	HOME	0- 0	0- 0	1- 1				
1- 4	0- 0	0- 0	AWAY	0- 2	0- 0	1- 2				
1- 1	0- 1	0- 0	NEUTRAL	0- 0	1- 0	0- 0				
10- 4	0- 0	0- 0	CONFERENCE	0- 1	1- 0	9- 3				
4- 3	0- 0	0- 0	HOME	0- 1	0- 0	4- 2				
6- 1	0- 0	0- 0	AWAY	0- 0	1- 0	5- 1				
0- 0	0- 0	0- 0	NEUTRAL	0- 0	0- 0	0- 0				

RPI S	Opponent	Score	RPI S	Opponent	Score	RPI S	Opponent	Score	RPI S	Opponent	Score	Team's RPI: 169
13 N	Oregon St.	57 91				53 A	Fresno St.	66 83	123 A	Idaho	71 70	
						79 A	Rice	57 71	146 N	San Jose St.	67 64	
						87 H	Montana St.	64 72	161 H	UC Davis	61 71	
									171 H	Montana	71 79	
									189 H	Southern Utah	84 76	
									193 A	Idaho St.	70 59	
									193 H	Idaho St.	76 79	
									202 A	Portland St.	54 66	
									208 A	New Mexico	76 83	
									222 A	Northern Colo.	71 60	
									222 H	Northern Colo.	72 45	
									292 A	California Baptist	79 98	
									296 A	Sacramento St.	85 65	
									296 H	Sacramento St.	114 107	
									306 H	Seattle U	88 80	
									308 A	Eastern Wash.	70 62	
									318 A	Houston Baptist	79 62	
									321 A	Weber St.	88 82	
									321 H	Weber St.	92 61	
LAST 10 Division I												
222 A	Northern Colo.	71 60	296 A	Sacramento St.	85 65							
321 H	Weber St.	92 61	202 A	Portland St.	54 66							
193 H	Idaho St.	76 79	222 H	Northern Colo.	72 45							
308 A	Eastern Wash.	70 62	189 H	Southern Utah	84 76							
123 A	Idaho	71 70	193 A	Idaho St.	70 59							

Non-Div I Games:

Northern Ariz.

■ Loss,
 ■ Non-Conf, S Site,
 ■ Home
 ■ Away
 N Neutral

Average RPI Win:	246	WON-LOST	WINNING	LAST 10	STRENGTH OF	OPP. STRENGTH	TEAM	ADJ.	CONF.	ADJ CONF.
Average RPI Loss:	169	RECORD	PCT. RANK	GAMES	SCHEDULE	OF SCHEDULE	RPI	RPI	RPI	RPI
DIV. I ONLY	10- 12	205	4-6	267	181	222	222	18	18	
DIV. I NON-CONF.	4- 5	195	0	212	122	173	173	17	17	
TOTALS	RPI 1-25	RPI 26-50	W-L RECORDS	RPI 51-100	RPI 101-150	RPI 150+				
10- 12	0- 2	0- 0	OVERALL	0- 1	0- 1	10- 8				
3- 6	0- 0	0- 0	HOME	0- 0	0- 1	3- 5				
7- 6	0- 2	0- 0	AWAY	0- 1	0- 0	7- 3				
0- 0	0- 0	0- 0	NEUTRAL	0- 0	0- 0	0- 0				
4- 5	0- 2	0- 0	NON-CONFERENCE	0- 0	0- 0	4- 3				
1- 2	0- 0	0- 0	HOME	0- 0	0- 0	1- 2				
3- 3	0- 2	0- 0	AWAY	0- 0	0- 0	3- 1				
0- 0	0- 0	0- 0	NEUTRAL	0- 0	0- 0	0- 0				
6- 7	0- 0	0- 0	CONFERENCE	0- 1	0- 1	6- 5				
2- 4	0- 0	0- 0	HOME	0- 0	0- 1	2- 3				
4- 3	0- 0	0- 0	AWAY	0- 1	0- 0	4- 2				
0- 0	0- 0	0- 0	NEUTRAL	0- 0	0- 0	0- 0				

RPI 1-25				RPI 26-50				RPI 51-100				RPI 101+ Team's RPI: 222			
RPI	S	Opponent	Score	RPI	S	Opponent	Score	RPI	S	Opponent	Score	RPI	S	Opponent	Score
7	A	UCLA	58 92					87	A	Montana St.	58 91	123	H	Idaho	46 57
10	A	Stanford	36 90									169	A	Northern Ariz.	45 72
												169	H	Northern Ariz.	60 71
												171	A	Montana	67 58
												189	H	Southern Utah	55 68
												193	A	Idaho St.	39 59
												202	A	Portland St.	78 51
												202	H	Portland St.	77 58
												203	A	Wyoming	46 44
												214	A	Chattanooga	59 42
												231	H	San Francisco	83 90
												235	A	SMU	61 52
												253	H	Colorado St.	58 75
												270	A	Denver	55 74
												296	A	Sacramento St.	73 63
												308	H	Eastern Wash.	63 42
												312	H	Air Force	72 62
												321	A	Weber St.	69 65
												321	H	Weber St.	60 65
LAST 10 Division I															
169	H	Northern Ariz.	60 71	308	H	Eastern Wash.	63 42								
202	A	Portland St.	78 51	123	H	Idaho	46 57								
189	H	Southern Utah	55 68	169	A	Northern Ariz.	45 72								
321	A	Weber St.	69 65	296	A	Sacramento St.	73 63								
193	A	Idaho St.	39 59	321	H	Weber St.	60 65								

Non-Div I Games:

Northern Colo.

■ Loss,
 ■ Non-Conf, S Site,
 ■ Home
 ■ Away
 N Neutral

Average RPI Win:	215	WON-LOST	WINNING	LAST 10	STRENGTH OF	OPP. STRENGTH	TEAM	ADJ.	CONF.	ADJ CONF.
Average RPI Loss:	94	RECORD	PCT. RANK	GAMES	SCHEDULE	OF SCHEDULE	RPI	RPI	RPI	RPI
DIV. I ONLY	8- 14	252	4-6	70	126	167	167	10	10	
DIV. I NON-CONF.	4- 7	225	0	62	197	152	152	10	10	
TOTALS	RPI 1-25	RPI 26-50	W-L RECORDS	RPI 51-100	RPI 101-150	RPI 150+				
8- 14	0- 1	0- 5	OVERALL	0- 2	1- 2	7- 4				
3- 6	0- 0	0- 2	HOME	0- 1	1- 2	2- 1				
4- 7	0- 1	0- 2	AWAY	0- 1	0- 0	4- 3				
1- 1	0- 0	0- 1	NEUTRAL	0- 0	0- 0	1- 0				
4- 7	0- 0	0- 3	NON-CONFERENCE	0- 2	0- 1	4- 1				
1- 3	0- 0	0- 1	HOME	0- 1	0- 1	1- 0				
2- 3	0- 0	0- 1	AWAY	0- 1	0- 0	2- 1				
1- 1	0- 0	0- 1	NEUTRAL	0- 0	0- 0	1- 0				
4- 7	0- 1	0- 2	CONFERENCE	0- 0	1- 1	3- 3				
2- 3	0- 0	0- 1	HOME	0- 0	1- 1	1- 1				
2- 4	0- 1	0- 1	AWAY	0- 0	0- 0	2- 2				
0- 0	0- 0	0- 0	NEUTRAL	0- 0	0- 0	0- 0				

RPI	S	Opponent	Score	RPI	S	Opponent	Score	RPI	S	Opponent	Score	RPI	S	Opponent	Score	Team's RPI: 167
17	A	Central Mich.	60 66	34	H	Drake	49 73	77	A	Illinois St.	66 69	101	H	Harvard	53 59	
				37	A	Purdue	63 68	86	H	Southern Ill.	61 80	105	H	Kent St.	71 79	
				40	N	South Dakota	48 91					122	H	Buffalo	64 63	
				48	A	Ohio	67 87					153	H	Toledo	51 63	
				48	H	Ohio	79 85					156	A	Eastern Mich.	55 62	
												177	A	Miami (OH)	64 66	
												177	H	Miami (OH)	86 84	
												183	N	Tennessee Tech	82 74	
												200	A	Akron	70 65	
												228	H	Eastern Ill.	61 48	
												236	A	Milwaukee	65 78	
												253	A	Colorado St.	80 75	
												261	A	Bowling Green	92 87	
												298	A	North Dakota St.	74 68	
LAST 10 Division I																
177	H	Miami (OH)	86 84	48	H	Ohio	79 85									
261	A	Bowling Green	92 87	200	A	Akron	70 65									
17	A	Central Mich.	60 66	105	H	Kent St.	71 79									
122	H	Buffalo	64 63	153	H	Toledo	51 63									
156	A	Eastern Mich.	55 62	177	A	Miami (OH)	64 66									

Non-Div I Games:

Northern Ill.

■ Loss,
 ■ Non-Conf,
 ■ S Site,
 ■ H Home
 ■ A Away
 N Neutral

Average RPI Win:	269	WON-LOST	WINNING	LAST 10	STRENGTH OF	OPP. STRENGTH	TEAM	ADJ.	CONF.	ADJ CONF.
Average RPI Loss:	142	RECORD	PCT. RANK	GAMES	SCHEDULE	OF SCHEDULE	RPI	RPI	RPI	RPI
DIV. I ONLY	15- 10	110	7-3	308	225	201	201	22	22	
DIV. I NON-CONF.	6- 5	151	0	306	166	217	217	19	19	
TOTALS	RPI 1-25	RPI 26-50	W-L RECORDS	RPI 51-100	RPI 101-150	RPI 150+				
15- 10	0- 1	0- 1	OVERALL	0- 2	1- 1	14- 5				
9- 4	0- 1	0- 0	HOME	0- 1	1- 0	8- 2				
5- 6	0- 0	0- 1	AWAY	0- 1	0- 1	5- 3				
1- 0	0- 0	0- 0	NEUTRAL	0- 0	0- 0	1- 0				
6- 5	0- 1	0- 0	NON-CONFERENCE	0- 2	0- 0	6- 2				
3- 2	0- 1	0- 0	HOME	0- 1	0- 0	3- 0				
2- 3	0- 0	0- 0	AWAY	0- 1	0- 0	2- 2				
1- 0	0- 0	0- 0	NEUTRAL	0- 0	0- 0	1- 0				
9- 5	0- 0	0- 1	CONFERENCE	0- 0	1- 1	8- 3				
6- 2	0- 0	0- 0	HOME	0- 0	1- 0	5- 2				
3- 3	0- 0	0- 1	AWAY	0- 0	0- 1	3- 1				
0- 0	0- 0	0- 0	NEUTRAL	0- 0	0- 0	0- 0				

RPI	S	Opponent	Score	RPI	S	Opponent	Score	RPI	S	Opponent	Score	RPI	S	Opponent	Score	Team's RPI: 201
5	H	Louisville	57 85	50	A	IUPUI	61 89	61	A	Belmont	45 62	136	A	Green Bay	44 65	
								98	H	Saint Louis	42 67	136	H	Green Bay	63 43	
												160	H	Wright St.	55 63	
												188	A	Cleveland St.	62 66	
												188	H	Cleveland St.	68 73	
												225	H	Central Ark.	72 56	
												236	A	Milwaukee	61 49	
												236	H	Milwaukee	61 37	
												245	A	Youngstown St.	59 55	
												245	H	Youngstown St.	75 56	
												257	A	Eastern Ky.	62 69	
												264	H	Wofford	80 72	
												273	A	Indiana St.	70 68	
												274	A	Lipscomb	69 71	
												278	N	Jacksonville St.	66 63	
												283	H	Oakland	69 60	
												295	A	FIU	67 45	
												305	H	Omaha	57 40	
												328	H	Detroit Mercy	72 60	
												341	A	UIC	88 46	
												341	H	UIC	78 35	
LAST 10 Division I																
341	H	UIC	78 35	328	H	Detroit Mercy	72 60									
245	A	Youngstown St.	59 55	283	H	Oakland	69 60									
188	A	Cleveland St.	62 66	160	H	Wright St.	55 63									
136	H	Green Bay	63 43	341	A	UIC	88 46									
236	H	Milwaukee	61 37	50	A	IUPUI	61 89									

Non-Div I Games:

Northern Ky.

■ Loss,
 ■ Non-Conf, S Site,
 ■ Home
 ■ Away
 N Neutral

Northwestern

Through Games Of Feb. 13, 2020

Average RPI Win:	117	WON-LOST	WINNING	LAST 10	STRENGTH OF	OPP. STRENGTH	TEAM	ADJ.	CONF.	ADJ CONF.
Average RPI Loss:	10	RECORD	PCT. RANK	GAMES	SCHEDULE	OF SCHEDULE	RPI	RPI	RPI	RPI
DIV. I ONLY	21- 3	14	9-1	36	1	14	14	2	2	
DIV. I NON-CONF.	10- 1	20	0	120	18	27	27	2	2	
TOTALS	RPI 1-25	RPI 26-50	W-L RECORDS	RPI 51-100	RPI 101-150	RPI 150+				
21- 3	2- 3	5- 0	OVERALL	5- 0	1- 0	8- 0				
11- 2	1- 2	2- 0	HOME	3- 0	1- 0	4- 0				
8- 1	1- 1	3- 0	AWAY	2- 0	0- 0	2- 0				
2- 0	0- 0	0- 0	NEUTRAL	0- 0	0- 0	2- 0				
10- 1	0- 1	2- 0	NON-CONFERENCE	2- 0	1- 0	5- 0				
6- 1	0- 1	0- 0	HOME	2- 0	1- 0	3- 0				
2- 0	0- 0	2- 0	AWAY	0- 0	0- 0	0- 0				
2- 0	0- 0	0- 0	NEUTRAL	0- 0	0- 0	2- 0				
11- 2	2- 2	3- 0	CONFERENCE	3- 0	0- 0	3- 0				
5- 1	1- 1	2- 0	HOME	1- 0	0- 0	1- 0				
6- 1	1- 1	1- 0	AWAY	2- 0	0- 0	2- 0				
0- 0	0- 0	0- 0	NEUTRAL	0- 0	0- 0	0- 0				

RPI	S	Opponent	Score	RPI	S	Opponent	Score	RPI	S	Opponent	Score	RPI	S	Opponent	Score
3	A	Maryland	61 70	32	A	Marquette	64 56	62	A	Minnesota	56 54	116	H	UT Arlington	74 47
3	H	Maryland	81 58	35	A	Michigan	66 60	73	H	Boston College	66 63	175	A	Illinois	77 50
9	H	Iowa	51 77	35	H	Michigan	81 73	90	A	Michigan St.	76 48	178	H	Valparaiso	69 48
15	A	Indiana	71 69	36	A	Duke	63 42	90	H	Michigan St.	85 55	185	H	Dartmouth	79 37
19	H	DePaul	68 70	37	H	Purdue	61 56	96	H	Colgate	73 44	209	A	Penn St.	82 59
												209	H	Penn St.	85 59
												252	H	Loyola Maryland	67 46
												265	N	Xavier	79 59
												272	N	East Carolina	64 45
LAST 10 Division I															
35	A	Michigan	66 60	90	A	Michigan St.	76 48								
90	H	Michigan St.	85 55	209	H	Penn St.	85 59								
209	A	Penn St.	82 59	15	A	Indiana	71 69								
35	H	Michigan	81 73	37	H	Purdue	61 56								
3	A	Maryland	61 70	62	A	Minnesota	56 54								

Non-Div I Games:

Northwestern

Loss,
Non-Conf, S Site,
H Home
A Away
N Neutral

Average RPI Win:	316	WON-LOST	WINNING	LAST 10	STRENGTH OF	OPP. STRENGTH	TEAM	ADJ.	CONF.	ADJ CONF.
Average RPI Loss:	187	RECORD	PCT. RANK	GAMES	SCHEDULE	OF SCHEDULE	RPI	RPI	RPI	RPI
DIV. I ONLY	4- 16	318	2-8	295	311	335	335	23	23	
DIV. I NON-CONF.	1- 5	313	0	216	297	320	320	23	23	
TOTALS	RPI 1-25	RPI 26-50	W-L RECORDS	RPI 51-100	RPI 101-150	RPI 150+				
4- 16	0- 0	0- 2	OVERALL	0- 1	0- 3	4- 10				
3- 7	0- 0	0- 0	HOME	0- 0	0- 1	3- 6				
1- 9	0- 0	0- 2	AWAY	0- 1	0- 2	1- 4				
0- 0	0- 0	0- 0	NEUTRAL	0- 0	0- 0	0- 0				
1- 5	0- 0	0- 2	NON-CONFERENCE	0- 0	0- 1	1- 2				
1- 1	0- 0	0- 0	HOME	0- 0	0- 0	1- 1				
0- 4	0- 0	0- 2	AWAY	0- 0	0- 1	0- 1				
0- 0	0- 0	0- 0	NEUTRAL	0- 0	0- 0	0- 0				
3- 11	0- 0	0- 0	CONFERENCE	0- 1	0- 2	3- 8				
2- 6	0- 0	0- 0	HOME	0- 0	0- 1	2- 5				
1- 5	0- 0	0- 0	AWAY	0- 1	0- 1	1- 3				
0- 0	0- 0	0- 0	NEUTRAL	0- 0	0- 0	0- 0				

RPI S	Opponent	Score	RPI S	Opponent	Score	RPI S	Opponent	Score	RPI S	Opponent	Score	Team's RPI: 335
38	A Arkansas	39 99	39	A Texas	49 91	92	A SFA	40 89	111	H A&M-Corpus Christi	59 72	
									127	A Abilene Christian	69 84	
									150	A Texas Tech	49 79	
									155	H New Orleans	63 77	
									157	H Jackson St.	49 66	
									158	H Sam Houston St.	69 79	
									224	H Southeastern La.	56 72	
									225	H Central Ark.	44 51	
									249	A Lamar University	58 61	
									281	H Nicholls St.	58 54	
									288	A Incarnate Word	39 76	
									288	H Incarnate Word	67 69	
									318	A Houston Baptist	54 46	
									318	H Houston Baptist	69 60	
									337	A McNeese	51 61	
									347	H Grambling	65 61	
									349	A La.-Monroe	54 63	
LAST 10 Division I												
288	A Incarnate Word	39 76	224	H Southeastern La.	56 72							
318	A Houston Baptist	54 46	92	A SFA	40 89							
127	A Abilene Christian	69 84	281	H Nicholls St.	58 54							
225	H Central Ark.	44 51	337	A McNeese	51 61							
155	H New Orleans	63 77	288	H Incarnate Word	67 69							

Non-Div I Games: LeTourneau 91 61 LSU-Shreveport 63 68 Central Baptist 61 59

Northwestern St.

Notre Dame

Through Games Of Feb. 13, 2020

Average RPI Win:	146	WON-LOST	WINNING	LAST 10	STRENGTH OF	OPP. STRENGTH	TEAM	ADJ.	CONF.	ADJ CONF.
Average RPI Loss:	58	RECORD	PCT. RANK	GAMES	SCHEDULE	OF SCHEDULE	RPI	RPI	RPI	RPI
DIV. I ONLY	10- 15	240	4-6	35	8	112	112	5	5	
DIV. I NON-CONF.	5- 7	205	0	7	8	72	72	3	3	
TOTALS	RPI 1-25	RPI 26-50	W-L RECORDS	RPI 51-100	RPI 101-150	RPI 150+				
10- 15	0- 4	1- 3	OVERALL	4- 7	1- 0	4- 1				
4- 8	0- 3	0- 1	HOME	1- 3	0- 0	3- 1				
5- 5	0- 1	1- 1	AWAY	2- 3	1- 0	1- 0				
1- 2	0- 0	0- 1	NEUTRAL	1- 1	0- 0	0- 0				
5- 7	0- 2	1- 2	NON-CONFERENCE	2- 3	0- 0	2- 0				
2- 4	0- 1	0- 1	HOME	0- 2	0- 0	2- 0				
2- 1	0- 1	1- 0	AWAY	1- 0	0- 0	0- 0				
1- 2	0- 0	0- 1	NEUTRAL	1- 1	0- 0	0- 0				
5- 8	0- 2	0- 1	CONFERENCE	2- 4	1- 0	2- 1				
2- 4	0- 2	0- 0	HOME	1- 1	0- 0	1- 1				
3- 4	0- 0	0- 1	AWAY	1- 3	1- 0	1- 0				
0- 0	0- 0	0- 0	NEUTRAL	0- 0	0- 0	0- 0				

RPI S	Opponent	Score	RPI S	Opponent	Score	RPI S	Opponent	Score	RPI S	Opponent	Score	Team's RPI: 112
5	H Louisville	54 86	26	N FGCU	60 69	51	A Virginia	60 90	110	A Wake Forest	75 71	
8	A UConn	57 81	35	A Michigan	76 72	58	N South Fla.	67 51	153	H Toledo	54 51	
16	H NC State	56 90	36	A Duke	47 50	62	H Minnesota	67 75	207	H Clemson	55 71	
19	H DePaul	94 105	47	H Tennessee	63 74	72	A Syracuse	63 74	252	H Loyola Maryland	84 60	
						73	A Boston College	55 56	287	A Pittsburgh	60 52	
						73	H Boston College	65 75	287	H Pittsburgh	74 52	
						84	N South Dakota St.	59 65				
						88	H Miami (FL)	76 53				
						89	A Georgia Tech	59 51				
						90	H Michigan St.	69 72				
						99	A Fordham	60 55				
LAST 10 Division I												
73	A Boston College	55 56	51	A Virginia	60 90							
287	H Pittsburgh	74 52	88	H Miami (FL)	76 53							
110	A Wake Forest	75 71	36	A Duke	47 50							
89	A Georgia Tech	59 51	16	H NC State	56 90							
5	H Louisville	54 86	73	H Boston College	65 75							

Non-Div I Games:

Notre Dame

Loss, Non-Conf, S Site, H Home A Away N Neutral

Average RPI Win:	287	WON-LOST	WINNING	LAST 10	STRENGTH OF	OPP. STRENGTH	TEAM	ADJ.	CONF.	ADJ CONF.
Average RPI Loss:	152	RECORD	PCT. RANK	GAMES	SCHEDULE	OF SCHEDULE	RPI	RPI	RPI	RPI
DIV. I ONLY	8- 13	248	4-6	301	203	283	283	22	22	
DIV. I NON-CONF.	3- 6	235	0	268	115	244	244	19	19	
TOTALS	RPI 1-25	RPI 26-50	W-L RECORDS	RPI 51-100	RPI 101-150	RPI 150+				
8- 13	0- 1	0- 4	OVERALL	0- 1	1- 0	7- 7				
4- 5	0- 1	0- 2	HOME	0- 0	1- 0	3- 2				
3- 8	0- 0	0- 2	AWAY	0- 1	0- 0	3- 5				
1- 0	0- 0	0- 0	NEUTRAL	0- 0	0- 0	1- 0				
3- 6	0- 1	0- 2	NON-CONFERENCE	0- 1	0- 0	3- 2				
0- 2	0- 1	0- 1	HOME	0- 0	0- 0	0- 0				
2- 4	0- 0	0- 1	AWAY	0- 1	0- 0	2- 2				
1- 0	0- 0	0- 0	NEUTRAL	0- 0	0- 0	1- 0				
5- 7	0- 0	0- 2	CONFERENCE	0- 0	1- 0	4- 5				
4- 3	0- 0	0- 1	HOME	0- 0	1- 0	3- 2				
1- 4	0- 0	0- 1	AWAY	0- 0	0- 0	1- 3				
0- 0	0- 0	0- 0	NEUTRAL	0- 0	0- 0	0- 0				

RPI 1-25				RPI 26-50				RPI 51-100				RPI 101+				Team's RPI: 283	
RPI	S	Opponent	Score	RPI	S	Opponent	Score	RPI	S	Opponent	Score	RPI	S	Opponent	Score		
17	H	Central Mich.	47 65	35	A	Michigan	64 79	90	A	Michigan St.	56 76	136	H	Green Bay	93 88		
				41	H	Bradley	58 74					160	A	Wright St.	66 85		
				50	A	IUPUI	41 76					188	H	Cleveland St.	58 79		
				50	H	IUPUI	63 89					201	A	Northern Ky.	60 69		
												236	H	Milwaukee	78 62		
												245	H	Youngstown St.	74 79		
												266	A	Niagara	63 77		
												278	N	Jacksonville St.	61 55		
												291	A	St. Bonaventure	66 80		
												295	A	FIU	58 49		
												328	A	Detroit Mercy	71 57		
												328	H	Detroit Mercy	65 60		
												341	A	UIC	64 70		
												341	H	UIC	63 46		
												350	A	Chicago St.	98 70		
LAST 10 Division I																	
				50	H	IUPUI	63 89					188	H	Cleveland St.	58 79		
				341	H	UIC	63 46					245	H	Youngstown St.	74 79		
				328	H	Detroit Mercy	65 60					236	H	Milwaukee	78 62		
				160	A	Wright St.	66 85					136	H	Green Bay	93 88		
				201	A	Northern Ky.	60 69					341	A	UIC	64 70		

Non-Div I Games: Lourdes 72 53 Concordia (MI) 76 42

Oakland

Loss, Non-Conf, S Site, H Home A Away N Neutral

Average RPI Win:	170	WON-LOST	WINNING	LAST 10	STRENGTH OF	OPP. STRENGTH	TEAM	ADJ.	CONF.	ADJ CONF.
Average RPI Loss:	61	RECORD	PCT. RANK	GAMES	SCHEDULE	OF SCHEDULE	RPI	RPI	RPI	RPI
DIV. I ONLY	15- 7	65	7-3	86	70	48	48	10	10	
DIV. I NON-CONF.	7- 4	100	0	125	30	63	63	10	10	
TOTALS	RPI 1-25	RPI 26-50	W-L RECORDS	RPI 51-100	RPI 101-150	RPI 150+				
15- 7	1- 3	1- 1	OVERALL	1- 2	2- 0	10- 1				
9- 1	0- 1	1- 0	HOME	1- 0	1- 0	6- 0				
5- 5	1- 2	0- 1	AWAY	0- 1	1- 0	3- 1				
1- 1	0- 0	0- 0	NEUTRAL	0- 1	0- 0	1- 0				
7- 4	1- 1	1- 1	NON-CONFERENCE	0- 2	0- 0	5- 0				
4- 0	0- 0	1- 0	HOME	0- 0	0- 0	3- 0				
2- 3	1- 1	0- 1	AWAY	0- 1	0- 0	1- 0				
1- 1	0- 0	0- 0	NEUTRAL	0- 1	0- 0	1- 0				
8- 3	0- 2	0- 0	CONFERENCE	1- 0	2- 0	5- 1				
5- 1	0- 1	0- 0	HOME	1- 0	1- 0	3- 0				
3- 2	0- 1	0- 0	AWAY	0- 0	1- 0	2- 1				
0- 0	0- 0	0- 0	NEUTRAL	0- 0	0- 0	0- 0				

RPI 1-25				RPI 26-50				Team's RPI: 48				RPI 51-100				RPI 101+			
RPI	S	Opponent	Score	RPI	S	Opponent	Score	RPI	S	Opponent	Score	RPI	S	Opponent	Score	RPI	S	Opponent	Score
17	A	Central Mich.	90 92	39	A	Texas	60 73	64	H	Ball St.	79 71	105	H	Kent St.	63 57				
17	H	Central Mich.	71 73	50	H	IUPUI	70 64	72	A	Syracuse	54 66	122	A	Buffalo	76 65				
21	A	TCU	72 79					95	N	Butler	55 60	156	A	Eastern Mich.	75 65				
25	A	Ohio St.	74 68									165	A	Western Mich.	72 73				
												167	A	Northern Ill.	85 79				
												167	H	Northern Ill.	87 67				
												199	H	American	81 69				
												200	H	Akron	70 57				
												214	A	Chattanooga	70 58				
												250	H	Marshall	67 51				
												261	H	Bowling Green	79 69				
												287	N	Pittsburgh	72 50				
												288	H	Incarinate Word	78 41				
LAST 10 Division I																			
105	H	Kent St.	63 57	167	A	Northern Ill.	85 79												
156	A	Eastern Mich.	75 65	64	H	Ball St.	79 71												
17	A	Central Mich.	90 92	165	A	Western Mich.	72 73												
200	H	Akron	70 57	122	A	Buffalo	76 65												
261	H	Bowling Green	79 69	17	H	Central Mich.	71 73												

Non-Div I Games:

Ohio

■ Loss,
 ■ Non-Conf,
 ■ S Site,
 ■ Home
 ■ A Away
 N Neutral

Average RPI Win:	126	WON-LOST	WINNING	LAST 10	STRENGTH OF	OPP. STRENGTH	TEAM	ADJ.	CONF.	ADJ CONF.
Average RPI Loss:	28	RECORD	PCT. RANK	GAMES	SCHEDULE	OF SCHEDULE	RPI	RPI	RPI	RPI
DIV. I ONLY	15- 9	94	7-3	7	17	25	25	2	2	
DIV. I NON-CONF.	7- 4	100	0	3	74	14	14	2	2	
TOTALS	RPI 1-25	RPI 26-50	W-L RECORDS	RPI 51-100	RPI 101-150	RPI 150+				
15- 9	1- 5	1- 3	OVERALL	5- 1	2- 0	6- 0				
7- 4	1- 2	1- 2	HOME	1- 0	1- 0	3- 0				
6- 4	0- 3	0- 0	AWAY	3- 1	1- 0	2- 0				
2- 1	0- 0	0- 1	NEUTRAL	1- 0	0- 0	1- 0				
7- 4	1- 2	0- 2	NON-CONFERENCE	2- 0	1- 0	3- 0				
2- 2	1- 1	0- 1	HOME	0- 0	0- 0	1- 0				
3- 1	0- 1	0- 0	AWAY	1- 0	1- 0	1- 0				
2- 1	0- 0	0- 1	NEUTRAL	1- 0	0- 0	1- 0				
8- 5	0- 3	1- 1	CONFERENCE	3- 1	1- 0	3- 0				
5- 2	0- 1	1- 1	HOME	1- 0	1- 0	2- 0				
3- 3	0- 2	0- 0	AWAY	2- 1	0- 0	1- 0				
0- 0	0- 0	0- 0	NEUTRAL	0- 0	0- 0	0- 0				

RPI	S	Opponent	Score	RPI	S	Opponent	Score	RPI	S	Opponent	Score	RPI	S	Opponent	Score
3	A	Maryland	62 72	35	H	Michigan	78 69	59	N	UNI	64 46	105	A	Kent St.	75 65
3	H	Maryland	65 85	37	H	Purdue	50 66	62	A	Minnesota	66 63	141	H	Wisconsin	82 74
5	H	Louisville	67 60	40	N	South Dakota	53 68	62	H	Minnesota	99 76	175	A	Illinois	78 58
8	H	UConn	62 73	48	H	Ohio	68 74	81	A	Nebraska	80 74	175	H	Illinois	77 47
9	A	Iowa	68 77					82	A	Cincinnati	78 73	178	N	Valparaiso	89 38
10	A	Stanford	52 71					90	A	Michigan St.	65 68	209	H	Penn St.	80 70
												220	H	Radford	70 57
												296	A	Sacramento St.	104 74
LAST 10 Division I															
62	H	Minnesota	99 76	9	A	Iowa	68 77	175	H	Illinois	77 47				
141	H	Wisconsin	82 74					90	A	Michigan St.	65 68				
175	A	Illinois	78 58					209	H	Penn St.	80 70				
81	A	Nebraska	80 74					35	H	Michigan	78 69				
3	H	Maryland	65 85												

Non-Div I Games:

Ohio St.

■ Loss,
 ■ Non-Conf, S Site,
 ■ Home
 ■ Away
 N Neutral

Average RPI Win:	98	WON-LOST	WINNING	LAST 10	STRENGTH OF	OPP. STRENGTH	TEAM	ADJ.	CONF.	ADJ CONF.
Average RPI Loss:	65	RECORD	PCT. RANK	GAMES	SCHEDULE	OF SCHEDULE	RPI	RPI	RPI	RPI
DIV. I ONLY	12- 12	172	4-6	1	46	45	45	3	3	
DIV. I NON-CONF.	7- 5	131	0	4	106	47	47	4	4	
TOTALS	RPI 1-25	RPI 26-50	W-L RECORDS	RPI 51-100	RPI 101-150	RPI 150+				
12- 12	1- 4	3- 4	OVERALL	3- 0	3- 2	2- 2				
9- 5	1- 3	2- 2	HOME	2- 0	2- 0	2- 0				
3- 6	0- 0	1- 2	AWAY	1- 0	1- 2	0- 2				
0- 1	0- 1	0- 0	NEUTRAL	0- 0	0- 0	0- 0				
7- 5	1- 2	1- 1	NON-CONFERENCE	1- 0	2- 0	2- 2				
7- 1	1- 1	1- 0	HOME	1- 0	2- 0	2- 0				
0- 3	0- 0	0- 1	AWAY	0- 0	0- 0	0- 2				
0- 1	0- 1	0- 0	NEUTRAL	0- 0	0- 0	0- 0				
5- 7	0- 2	2- 3	CONFERENCE	2- 0	1- 2	0- 0				
2- 4	0- 2	1- 2	HOME	1- 0	0- 0	0- 0				
3- 3	0- 0	1- 1	AWAY	1- 0	1- 2	0- 0				
0- 0	0- 0	0- 0	NEUTRAL	0- 0	0- 0	0- 0				

RPI 1-25				RPI 26-50				Team's RPI: 45	RPI 51-100				RPI 101+			
RPI	S	Opponent	Score	RPI	S	Opponent	Score		RPI	S	Opponent	Score	RPI	S	Opponent	Score
4	H	Missouri St.	90 96	30	A	Western Ky.	63 74		56	A	West Virginia	73 49	104	A	Kansas St.	74 92
6	H	Baylor	56 77	34	H	Drake	93 84		56	H	West Virginia	68 58	118	H	UAB	82 75
8	N	UConn	53 97	39	H	Texas	53 70		92	H	SFA	75 62	125	A	Kansas	94 82
21	H	TCU	63 82	44	A	Iowa St.	59 63						127	H	Abilene Christian	78 65
23	H	LSU	90 68	44	H	Iowa St.	81 72						150	A	Texas Tech	84 89
				46	A	Oklahoma St.	77 75						158	H	Sam Houston St.	95 71
				46	H	Oklahoma St.	69 73						162	A	Wichita St.	83 88
													170	A	Houston	69 85
													293	H	Prairie View	94 48
LAST 10 Division I																
				46	H	Oklahoma St.	69 73		104	A	Kansas St.	74 92				
				44	A	Iowa St.	59 63		150	A	Texas Tech	84 89				
				56	H	West Virginia	68 58		21	H	TCU	63 82				
				125	A	Kansas	94 82		56	A	West Virginia	73 49				
				39	H	Texas	53 70		44	H	Iowa St.	81 72				

Non-Div I Games:

Oklahoma

■ Loss,
■ Non-Conf, S Site,
■ Home
■ Away
N Neutral

Average RPI Win:	139	WON-LOST	WINNING	LAST 10	STRENGTH OF	OPP. STRENGTH	TEAM	ADJ.	CONF.	ADJ CONF.
Average RPI Loss:	37	RECORD	PCT. RANK	GAMES	SCHEDULE	OF SCHEDULE	RPI	RPI	RPI	RPI
DIV. I ONLY	14- 10	119	4-6	13	30	46	46	3	3	
DIV. I NON-CONF.	9- 3	63	0	33	75	31	31	4	4	
<hr/>										
TOTALS	RPI 1-25	RPI 26-50	W-L RECORDS	RPI 51-100	RPI 101-150	RPI 150+				
14- 10	0- 5	1- 4	OVERALL	3- 0	5- 1	5- 0				
9- 4	0- 1	0- 3	HOME	2- 0	3- 0	4- 0				
4- 4	0- 2	1- 1	AWAY	1- 0	1- 1	1- 0				
1- 2	0- 2	0- 0	NEUTRAL	0- 0	1- 0	0- 0				
9- 3	0- 3	0- 0	NON-CONFERENCE	1- 0	3- 0	5- 0				
7- 0	0- 0	0- 0	HOME	1- 0	2- 0	4- 0				
1- 1	0- 1	0- 0	AWAY	0- 0	0- 0	1- 0				
1- 2	0- 2	0- 0	NEUTRAL	0- 0	1- 0	0- 0				
5- 7	0- 2	1- 4	CONFERENCE	2- 0	2- 1	0- 0				
2- 4	0- 1	0- 3	HOME	1- 0	1- 0	0- 0				
3- 3	0- 1	1- 1	AWAY	1- 0	1- 1	0- 0				
0- 0	0- 0	0- 0	NEUTRAL	0- 0	0- 0	0- 0				

RPI 1-25				RPI 26-50				Team's RPI: 46	RPI 51-100				RPI 101+			
RPI	S	Opponent	Score	RPI	S	Opponent	Score		RPI	S	Opponent	Score	RPI	S	Opponent	Score
1	N	Oregon	72 89	39	H	Texas	56 61		56	A	West Virginia	57 55	104	A	Kansas St.	70 63
5	N	Louisville	48 69	44	A	Iowa St.	63 74		56	H	West Virginia	60 57	107	H	Duquesne	84 41
6	A	Baylor	48 94	44	H	Iowa St.	63 64		79	H	Rice	69 38	116	N	UT Arlington	60 47
18	A	Texas A&M	62 74	45	A	Oklahoma	73 69						123	H	Idaho	62 47
21	H	TCU	68 72	45	H	Oklahoma	75 77						125	H	Kansas	67 49
<hr/>																
LAST 10 Division I																
45	A	Oklahoma	73 69	39	H	Texas	56 61		56	A	West Virginia	57 55	104	A	Kansas St.	70 63
56	H	West Virginia	60 57	44	A	Iowa St.	63 74		56	H	West Virginia	60 57	107	H	Duquesne	84 41
44	A	Iowa St.	63 74	45	A	Oklahoma	73 69		79	H	Rice	69 38	116	N	UT Arlington	60 47
150	A	Texas Tech	79 109	45	H	Oklahoma	75 77						123	H	Idaho	62 47
21	H	TCU	68 72										125	H	Kansas	67 49
													150	A	Texas Tech	79 109
													193	H	Idaho St.	70 52
													215	H	Oral Roberts	78 44
													237	H	Southern U.	72 59
													244	A	Tulsa	78 48
													249	H	Lamar University	74 53

Non-Div I Games:

Oklahoma St.

Average RPI Win:	179	WON-LOST	WINNING	LAST 10	STRENGTH OF	OPP. STRENGTH	TEAM	ADJ.	CONF.	ADJ CONF.
Average RPI Loss:	97	RECORD	PCT. RANK	GAMES	SCHEDULE	OF SCHEDULE	RPI	RPI	RPI	RPI
DIV. I ONLY	21- 3	14	10-0	112	143	28	28	13	13	
DIV. I NON-CONF.	10- 2	29	0	143	179	43	43	15	15	
TOTALS	RPI 1-25	RPI 26-50	W-L RECORDS	RPI 51-100	RPI 101-150	RPI 150+				
21- 3	0- 0	1- 0	OVERALL	3- 1	5- 2	12- 0				
12- 0	0- 0	1- 0	HOME	2- 0	2- 0	7- 0				
8- 3	0- 0	0- 0	AWAY	1- 1	2- 2	5- 0				
1- 0	0- 0	0- 0	NEUTRAL	0- 0	1- 0	0- 0				
10- 2	0- 0	0- 0	NON-CONFERENCE	0- 1	5- 1	5- 0				
6- 0	0- 0	0- 0	HOME	0- 0	2- 0	4- 0				
3- 2	0- 0	0- 0	AWAY	0- 1	2- 1	1- 0				
1- 0	0- 0	0- 0	NEUTRAL	0- 0	1- 0	0- 0				
11- 1	0- 0	1- 0	CONFERENCE	3- 0	0- 1	7- 0				
6- 0	0- 0	1- 0	HOME	2- 0	0- 0	3- 0				
5- 1	0- 0	0- 0	AWAY	1- 0	0- 1	4- 0				
0- 0	0- 0	0- 0	NEUTRAL	0- 0	0- 0	0- 0				

RPI 1-25				RPI 26-50				Team's RPI: 28				RPI 51-100				RPI 101+			
RPI	S	Opponent	Score	RPI	S	Opponent	Score	RPI	S	Opponent	Score	RPI	S	Opponent	Score	RPI	S	Opponent	Score
				30	H	Western Ky.	76 65					51	A	Virginia	53 56	103	H	Campbell	59 44
												65	A	Middle Tenn.	67 56	118	A	UAB	65 76
												76	H	Charlotte	54 51	119	A	Auburn	89 77
												79	H	Rice	66 59	120	H	Richmond	73 51
																121	A	VCU	49 62
																123	N	Idaho	67 55
																128	A	William & Mary	69 58
																159	H	Hampton	75 38
																190	H	Mt. St. Mary's	85 34
																192	A	Fla. Atlantic	75 63
																204	H	Southern Miss.	67 50
																213	A	UTEP	77 69
																232	H	Louisiana Tech	77 61
																250	H	Marshall	57 46
																256	H	Winthrop	68 44
																295	A	FIU	66 39
																304	A	UTSA	62 43
																310	A	Cal Poly	61 55
																319	H	UMES	48 39
LAST 10 Division I																			
				79	H	Rice	66 59					192	A	Fla. Atlantic	75 63				
				213	A	UTEP	77 69					295	A	FIU	66 39				
				304	A	UTSA	62 43					250	H	Marshall	57 46				
				232	H	Louisiana Tech	77 61					30	H	Western Ky.	76 65				
				204	H	Southern Miss.	67 50					76	H	Charlotte	54 51				

Non-Div I Games:

Old Dominion

Average RPI Win:	291	WON-LOST	WINNING	LAST 10	STRENGTH OF	OPP. STRENGTH	TEAM	ADJ.	CONF.	ADJ CONF.
Average RPI Loss:	109	RECORD	PCT. RANK	GAMES	SCHEDULE	OF SCHEDULE	RPI	RPI	RPI	RPI
DIV. I ONLY	7- 17	285	0-10	143	129	282	282	4	4	
DIV. I NON-CONF.	7- 6	161	0	305	348	296	296	5	5	
TOTALS	RPI 1-25	RPI 26-50	W-L RECORDS	RPI 51-100	RPI 101-150	RPI 150+				
7- 17	0- 4	0- 1	OVERALL	0- 2	0- 6	7- 4				
6- 8	0- 1	0- 1	HOME	0- 2	0- 2	6- 2				
0- 8	0- 3	0- 0	AWAY	0- 0	0- 4	0- 1				
1- 1	0- 0	0- 0	NEUTRAL	0- 0	0- 0	1- 1				
7- 6	0- 0	0- 0	NON-CONFERENCE	0- 0	0- 2	7- 4				
6- 3	0- 0	0- 0	HOME	0- 0	0- 1	6- 2				
0- 2	0- 0	0- 0	AWAY	0- 0	0- 1	0- 1				
1- 1	0- 0	0- 0	NEUTRAL	0- 0	0- 0	1- 1				
0- 11	0- 4	0- 1	CONFERENCE	0- 2	0- 4	0- 0				
0- 5	0- 1	0- 1	HOME	0- 2	0- 1	0- 0				
0- 6	0- 3	0- 0	AWAY	0- 0	0- 3	0- 0				
0- 0	0- 0	0- 0	NEUTRAL	0- 0	0- 0	0- 0				

RPI 1-25			RPI 26-50			RPI 51-100			RPI 101+			Team's RPI: 282
RPI	S	Opponent	Score	RPI	S	Opponent	Score	RPI	S	Opponent	Score	
2	H	South Carolina	32 87	47	H	Tennessee	28 84	71	H	Alabama	56 57	106 A Vanderbilt 47 63
11	A	Mississippi St.	39 80					83	H	Georgia	51 58	113 H Southeast Mo. St. 53 70
18	A	Texas A&M	35 79									119 A Auburn 43 59
23	A	LSU	44 52									133 H Missouri 57 71
												140 A Florida 72 74
												150 A Texas Tech 48 84
												155 H New Orleans 64 69
												158 H Sam Houston St. 75 69
												195 H Louisiana 42 53
												204 A Southern Miss. 53 59
												232 H Louisiana Tech 76 53
												287 N Pittsburgh 50 58
												301 H Ga. Southern 69 66
												322 H Alabama St. 93 66
												327 N Alcorn 73 55
												349 H La.-Monroe 66 42
												351 H Mississippi Val. 72 53
LAST 10 Division I												
140	A	Florida	72 74	119	A	Auburn	43 59					
106	A	Vanderbilt	47 63	133	H	Missouri	57 71					
71	H	Alabama	56 57	23	A	LSU	44 52					
2	H	South Carolina	32 87	47	H	Tennessee	28 84					
11	A	Mississippi St.	39 80	18	A	Texas A&M	35 79					

Non-Div I Games:

Ole Miss

■ Loss,
■ Non-Conf,
■ S Site,
■ H Home
■ A Away
N Neutral

Average RPI Win:	263	WON-LOST	WINNING	LAST 10	STRENGTH OF	OPP. STRENGTH	TEAM	ADJ.	CONF.	ADJ CONF.
Average RPI Loss:	157	RECORD	PCT. RANK	GAMES	SCHEDULE	OF SCHEDULE	RPI	RPI	RPI	RPI
DIV. I ONLY	4- 18	319	1-9	122	278	305	305	19	19	
DIV. I NON-CONF.	3- 8	268	0	133	316	271	271	18	18	
TOTALS	RPI 1-25	RPI 26-50	W-L RECORDS	RPI 51-100	RPI 101-150	RPI 150+				
4- 18	0- 0	0- 3	OVERALL	0- 3	0- 3	4- 9				
3- 8	0- 0	0- 2	HOME	0- 2	0- 0	3- 4				
0- 9	0- 0	0- 1	AWAY	0- 1	0- 2	0- 5				
1- 1	0- 0	0- 0	NEUTRAL	0- 0	0- 1	1- 0				
3- 8	0- 0	0- 1	NON-CONFERENCE	0- 1	0- 3	3- 3				
2- 3	0- 0	0- 1	HOME	0- 1	0- 0	2- 1				
0- 4	0- 0	0- 0	AWAY	0- 0	0- 2	0- 2				
1- 1	0- 0	0- 0	NEUTRAL	0- 0	0- 1	1- 0				
1- 10	0- 0	0- 2	CONFERENCE	0- 2	0- 0	1- 6				
1- 5	0- 0	0- 1	HOME	0- 1	0- 0	1- 3				
0- 5	0- 0	0- 1	AWAY	0- 1	0- 0	0- 3				
0- 0	0- 0	0- 0	NEUTRAL	0- 0	0- 0	0- 0				

RPI 1-25				RPI 26-50				RPI 51-100				RPI 101+				Team's RPI: 305
RPI	S	Opponent	Score	RPI	S	Opponent	Score	RPI	S	Opponent	Score	RPI	S	Opponent	Score	
				33	H	Creighton	54 67	59	H	UNI	45 81	104	A	Kansas St.	48 73	
				40	A	South Dakota	44 77	84	A	South Dakota St.	59 69	121	N	VCU	66 74	
				40	H	South Dakota	39 71	84	H	South Dakota St.	51 68	125	A	Kansas	48 63	
												188	H	Cleveland St.	66 79	
												196	H	Western Ill.	69 83	
												201	A	Northern Ky.	40 57	
												205	A	North Dakota	57 63	
												215	A	Oral Roberts	57 84	
												215	H	Oral Roberts	60 54	
												228	A	Eastern Ill.	52 65	
												233	H	UMKC	57 53	
												254	H	Morgan St.	70 64	
												270	A	Denver	60 66	
												298	H	North Dakota St.	65 74	
												332	H	Purdue Fort Wayne	57 58	
												351	N	Mississippi Val.	78 70	
LAST 10 Division I																
				215	A	Oral Roberts	57 84	196	H	Western Ill.	69 83					
				84	A	South Dakota St.	59 69	270	A	Denver	60 66					
				298	H	North Dakota St.	65 74	40	A	South Dakota	44 77					
				40	H	South Dakota	39 71	205	A	North Dakota	57 63					
				332	H	Purdue Fort Wayne	57 58	215	H	Oral Roberts	60 54					

Non-Div I Games: Peru St. 92 58 Graceland (IA) 85 46

Omaha

Loss, Non-Conf, S Site, H Home A Away N Neutral

Oral Roberts

Through Games Of Feb. 13, 2020

Average RPI Win:	251	WON-LOST	WINNING	LAST 10	STRENGTH OF	OPP. STRENGTH	TEAM	ADJ.	CONF.	ADJ CONF.
Average RPI Loss:	140	RECORD	PCT. RANK	GAMES	SCHEDULE	OF SCHEDULE	RPI	RPI	RPI	RPI
DIV. I ONLY	10- 13	221	7-3	232	159	215	215	19	19	
DIV. I NON-CONF.	3- 8	268	0	194	95	268	268	18	18	
TOTALS	RPI 1-25	RPI 26-50	W-L RECORDS	RPI 51-100	RPI 101-150	RPI 150+				
10- 13	0- 0	0- 3	OVERALL	0- 4	0- 1	10- 5				
7- 2	0- 0	0- 0	HOME	0- 1	0- 0	7- 1				
3- 11	0- 0	0- 3	AWAY	0- 3	0- 1	3- 4				
0- 0	0- 0	0- 0	NEUTRAL	0- 0	0- 0	0- 0				
3- 8	0- 0	0- 2	NON-CONFERENCE	0- 2	0- 1	3- 3				
3- 1	0- 0	0- 0	HOME	0- 0	0- 0	3- 1				
0- 7	0- 0	0- 2	AWAY	0- 2	0- 1	0- 2				
0- 0	0- 0	0- 0	NEUTRAL	0- 0	0- 0	0- 0				
7- 5	0- 0	0- 1	CONFERENCE	0- 2	0- 0	7- 2				
4- 1	0- 0	0- 0	HOME	0- 1	0- 0	4- 0				
3- 4	0- 0	0- 1	AWAY	0- 1	0- 0	3- 2				
0- 0	0- 0	0- 0	NEUTRAL	0- 0	0- 0	0- 0				

RPI S	Opponent	Score	RPI S	Opponent	Score	RPI S	Opponent	Score	RPI S	Opponent	Score	Team's RPI: 215
38	A Arkansas	64 96	81	A Nebraska	67 77	104	A Kansas St.	69 109				
40	A South Dakota	56 79	84	A South Dakota St.	44 58	158	H Sam Houston St.	64 41				
46	A Oklahoma St.	44 78	84	H South Dakota St.	61 76	162	H Wichita St.	79 66				
			91	A Utah	58 78	189	A Southern Utah	58 72				
						196	A Western Ill.	61 75				
						205	A North Dakota	86 72				
						205	H North Dakota	75 52				
						244	A Tulsa	65 67				
						270	H Denver	84 72				
						277	H Texas St.	63 57				
						298	A North Dakota St.	80 76				
						298	H North Dakota St.	70 62				
						305	A Omaha	54 60				
						305	H Omaha	84 57				
						318	H Houston Baptist	73 74				
						332	A Purdue Fort Wayne	79 73				
LAST 10 Division I												
305	H Omaha	84 57	40	A South Dakota	56 79							
298	A North Dakota St.	80 76	196	A Western Ill.	61 75							
205	A North Dakota	86 72	332	A Purdue Fort Wayne	79 73							
84	H South Dakota St.	61 76	205	H North Dakota	75 52							
270	H Denver	84 72	298	H North Dakota St.	70 62							

Non-Div I Games: Rogers St. 80 40 Cent. Christian (KS114 60

Oral Roberts

Loss, Non-Conf, S Site, H Home A Away N Neutral

Average RPI Win:	95	WON-LOST	WINNING	LAST 10	STRENGTH OF	OPP. STRENGTH	TEAM	ADJ.	CONF.	ADJ CONF.
Average RPI Loss:	17	RECORD	PCT. RANK	GAMES	SCHEDULE	OF SCHEDULE	RPI	RPI	RPI	RPI
DIV. I ONLY	22- 2	6	10-0	5	9	1	1	1	1	1
DIV. I NON-CONF.	11- 1	13	1-0	58	29	9	9	1	1	1
TOTALS	RPI 1-25	RPI 26-50	W-L RECORDS	RPI 51-100	RPI 101-150	RPI 150+				
22- 2	6- 1	2- 1	OVERALL	6- 0	5- 0	3- 0				
13- 0	3- 0	1- 0	HOME	3- 0	4- 0	2- 0				
7- 1	3- 0	0- 1	AWAY	3- 0	0- 0	1- 0				
2- 1	0- 1	1- 0	NEUTRAL	0- 0	1- 0	0- 0				
11- 1	1- 1	1- 0	NON-CONFERENCE	2- 0	4- 0	3- 0				
6- 0	0- 0	0- 0	HOME	1- 0	3- 0	2- 0				
3- 0	1- 0	0- 0	AWAY	1- 0	0- 0	1- 0				
2- 1	0- 1	1- 0	NEUTRAL	0- 0	1- 0	0- 0				
11- 1	5- 0	1- 1	CONFERENCE	4- 0	1- 0	0- 0				
7- 0	3- 0	1- 0	HOME	2- 0	1- 0	0- 0				
4- 1	2- 0	0- 1	AWAY	2- 0	0- 0	0- 0				
0- 0	0- 0	0- 0	NEUTRAL	0- 0	0- 0	0- 0				

RPI	S	Opponent	Score	RPI	S	Opponent	Score	RPI	S	Opponent	Score	RPI	S	Opponent	Score
5	N	Louisville	62 72	29	A	Arizona St.	66 72	63	A	Colorado	101 53	104	H	Kansas St.	89 51
8	A	UConn	74 56	29	H	Arizona St.	79 48	63	H	Colorado	104 46	114	H	Texas Southern	99 63
10	H	Stanford	87 55	46	N	Oklahoma St.	89 72	72	A	Syracuse	81 64	116	N	UT Arlington	91 54
13	A	Oregon St.	66 57					84	H	South Dakota St.	95 56	134	H	California	105 55
13	H	Oregon St.	76 64					91	A	Utah	90 63	144	H	Northeastern	89 47
22	A	Arizona	71 64					91	H	Utah	88 51	262	A	Long Beach St.	81 45
22	H	Arizona	85 52									289	H	UC Riverside	84 41
												290	H	Utah St.	109 52
LAST 10 Division I															
29	H	Arizona St.	79 48	13	A	Oregon St.	66 57								
22	H	Arizona	85 52	13	H	Oregon St.	76 64								
8	A	UConn	74 56	134	H	California	105 55								
63	A	Colorado	101 53	10	H	Stanford	87 55								
91	A	Utah	90 63	22	A	Arizona	71 64								

Non-Div I Games:

Oregon

■ Loss,
■ Non-Conf, S Site,
■ Home
■ Away
N Neutral

Average RPI Win: 117		WON-LOST	WINNING	LAST 10	STRENGTH OF	OPP. STRENGTH	TEAM	ADJ.	CONF.	ADJ CONF.
Average RPI Loss: 13		RECORD	PCT. RANK	GAMES	SCHEDULE	OF SCHEDULE	RPI	RPI	RPI	RPI
DIV. I ONLY		19- 5	32	5-5	6	25	13	13	1	1
DIV. I NON-CONF.		12- 0	1	0	52	97	5	5	1	1
TOTALS		RPI 1-25	RPI 26-50		W-L RECORDS		RPI 51-100	RPI 101-150	RPI 150+	
19- 5	3- 4	1- 1		OVERALL		7- 0	2- 0	6- 0		
12- 3	2- 3	1- 0		HOME		2- 0	2- 0	5- 0		
4- 2	1- 1	0- 1		AWAY		3- 0	0- 0	0- 0		
3- 0	0- 0	0- 0		NEUTRAL		2- 0	0- 0	1- 0		
12- 0	2- 0	0- 0		NON-CONFERENCE		3- 0	1- 0	6- 0		
8- 0	2- 0	0- 0		HOME		0- 0	1- 0	5- 0		
1- 0	0- 0	0- 0		AWAY		1- 0	0- 0	0- 0		
3- 0	0- 0	0- 0		NEUTRAL		2- 0	0- 0	1- 0		
7- 5	1- 4	1- 1		CONFERENCE		4- 0	1- 0	0- 0		
4- 3	0- 3	1- 0		HOME		2- 0	1- 0	0- 0		
3- 2	1- 1	0- 1		AWAY		2- 0	0- 0	0- 0		
0- 0	0- 0	0- 0		NEUTRAL		0- 0	0- 0	0- 0		

RPI	S	Opponent	Score	RPI	S	Opponent	Score	RPI	S	Opponent	Score	RPI	S	Opponent	Score
1	A	Oregon	64 76	29	A	Arizona St.	47 55	63	A	Colorado	79 52	107	H	Pacific	69 57
1	H	Oregon	57 66	29	H	Arizona St.	64 62	63	H	Colorado	72 60	134	H	California	81 44
4	H	Missouri St.	80 69					68	N	BYU	65 34	169	N	Northern Ariz.	91 57
10	H	Stanford	58 61					88	A	Miami (FL)	75 53	176	H	Hawaii	64 32
19	H	DePaul	98 77					91	A	Utah	77 65	189	H	Southern Utah	95 45
22	A	Arizona	63 61					91	H	Utah	77 48	227	H	CSU Bakersfield	69 50
22	H	Arizona	58 65					100	N	Liberty	68 55	290	H	Utah St.	75 46
												300	H	UC Irvine	86 57
LAST 10 Division I															
22	H	Arizona	58 65	1	A	Oregon	64 76								
29	H	Arizona St.	64 62	10	H	Stanford	58 61								
91	A	Utah	77 65	134	H	California	81 44								
63	A	Colorado	79 52	29	A	Arizona St.	47 55								
1	H	Oregon	57 66	22	A	Arizona	63 61								

Non-Div I Games:

Oregon St.

■ Loss,
 ■ Non-Conf, S Site,
 ■ Home
 ■ Away
 N Neutral

Average RPI Win:	225	WON-LOST	WINNING	LAST 10	STRENGTH OF	OPP. STRENGTH	TEAM	ADJ.	CONF.	ADJ CONF.
Average RPI Loss:	100	RECORD	PCT. RANK	GAMES	SCHEDULE	OF SCHEDULE	RPI	RPI	RPI	RPI
DIV. I ONLY	14- 11	142	4-6	123	115	107	107	11	11	
DIV. I NON-CONF.	7- 4	100	0	187	161	102	102	11	11	
TOTALS	RPI 1-25	RPI 26-50	W-L RECORDS	RPI 51-100	RPI 101-150	RPI 150+				
14- 11	0- 4	0- 0	OVERALL	1- 1	2- 2	11- 4				
7- 3	0- 1	0- 0	HOME	0- 1	1- 1	6- 0				
6- 7	0- 3	0- 0	AWAY	1- 0	1- 1	4- 3				
1- 1	0- 0	0- 0	NEUTRAL	0- 0	0- 0	1- 1				
7- 4	0- 2	0- 0	NON-CONFERENCE	1- 0	0- 0	6- 2				
4- 0	0- 0	0- 0	HOME	0- 0	0- 0	4- 0				
2- 3	0- 2	0- 0	AWAY	1- 0	0- 0	1- 1				
1- 1	0- 0	0- 0	NEUTRAL	0- 0	0- 0	1- 1				
7- 7	0- 2	0- 0	CONFERENCE	0- 1	2- 2	5- 2				
3- 3	0- 1	0- 0	HOME	0- 1	1- 1	2- 0				
4- 4	0- 1	0- 0	AWAY	0- 0	1- 1	3- 2				
0- 0	0- 0	0- 0	NEUTRAL	0- 0	0- 0	0- 0				

RPI 1-25				RPI 26-50				RPI 51-100				RPI 101+ Team's RPI: 107			
RPI	S	Opponent	Score	RPI	S	Opponent	Score	RPI	S	Opponent	Score	RPI	S	Opponent	Score
7	A	UCLA	57 68					55	A	Drexel	58 51	109	A	San Diego	61 66
12	A	Gonzaga	67 68					68	H	BYU	66 76	109	H	San Diego	64 66
12	H	Gonzaga	65 83									145	A	Portland	77 73
13	A	Oregon St.	57 69									145	H	Portland	77 70
												153	N	Toledo	65 66
												163	A	Saint Mary's (CA)	68 66
												187	A	Pepperdine	54 59
												187	H	Pepperdine	64 63
												206	A	Santa Clara	65 75
												227	A	CSU Bakersfield	70 80
												231	A	San Francisco	84 61
												233	H	UMKC	89 60
												235	H	SMU	77 49
												273	H	Indiana St.	83 66
												276	A	UC Santa Barbara	63 53
												286	A	LMU (CA)	87 70
												286	H	LMU (CA)	76 67
												313	N	St. Francis Brooklyn	71 62
												321	H	Weber St.	76 53
LAST 10 Division I															
109	A	San Diego	61 66	163	A	Saint Mary's (CA)	68 66	109	H	San Diego	64 66				
145	H	Portland	77 70	68	H	BYU	66 76	68	H	BYU	66 76				
12	H	Gonzaga	65 83	12	A	Gonzaga	67 68	12	A	Gonzaga	67 68				
286	A	LMU (CA)	87 70	145	A	Portland	77 73								
187	A	Pepperdine	54 59												

Non-Div I Games:

Pacific

■ Loss,
 ■ Non-Conf,
 ■ S Site,
 ■ Home
 ■ A Away
 N Neutral

Average RPI Win:	212	WON-LOST	WINNING	LAST 10	STRENGTH OF	OPP. STRENGTH	TEAM	ADJ.	CONF.	ADJ CONF.
Average RPI Loss:	66	RECORD	PCT. RANK	GAMES	SCHEDULE	OF SCHEDULE	RPI	RPI	RPI	RPI
DIV. I ONLY	12- 5	57	6-4	205	101	85	85	8	8	
DIV. I NON-CONF.	9- 3	63	3-2	301	102	103	103	8	8	
TOTALS	RPI 1-25	RPI 26-50	W-L RECORDS	RPI 51-100	RPI 101-150	RPI 150+				
12- 5	0- 1	0- 1	OVERALL	1- 2	1- 1	10- 0				
7- 1	0- 1	0- 0	HOME	1- 0	1- 0	5- 0				
5- 4	0- 0	0- 1	AWAY	0- 2	0- 1	5- 0				
0- 0	0- 0	0- 0	NEUTRAL	0- 0	0- 0	0- 0				
9- 3	0- 0	0- 1	NON-CONFERENCE	1- 2	0- 0	8- 0				
5- 0	0- 0	0- 0	HOME	1- 0	0- 0	4- 0				
4- 3	0- 0	0- 1	AWAY	0- 2	0- 0	4- 0				
0- 0	0- 0	0- 0	NEUTRAL	0- 0	0- 0	0- 0				
3- 2	0- 1	0- 0	CONFERENCE	0- 0	1- 1	2- 0				
2- 1	0- 1	0- 0	HOME	0- 0	1- 0	1- 0				
1- 1	0- 0	0- 0	AWAY	0- 0	0- 1	1- 0				
0- 0	0- 0	0- 0	NEUTRAL	0- 0	0- 0	0- 0				

RPI 1-25				RPI 26-50				RPI 51-100				Team's RPI: 85	RPI 101+			
RPI	S	Opponent	Score	RPI	S	Opponent	Score	RPI	S	Opponent	Score		RPI	S	Opponent	Score
20	H	Princeton	55 75	36	A	Duke	50 66	55	H	Drexel	53 49		101	A	Harvard	51 58
								74	A	Temple	72 76		139	H	Cornell	63 41
								97	A	Villanova	58 70		164	H	Columbia	86 84
													176	A	Hawaii	70 55
													185	A	Dartmouth	66 33
													194	A	La Salle	65 49
													210	H	Stetson	81 41
													221	A	Saint Joseph's	55 45
													246	H	Iona	74 42
													275	H	Siena	92 44
													329	A	NJIT	85 51
													348	H	Hartford	74 46
LAST 10 Division I																
139	H	Cornell	63 41	97	A	Villanova	58 70	20	H	Princeton	55 75					
164	H	Columbia	86 84	176	A	Hawaii	70 55	55	H	Drexel	53 49					
185	A	Dartmouth	66 33	210	H	Stetson	81 41									
101	A	Harvard	51 58													
74	A	Temple	72 76													

Non-Div I Games: Chaminade 90 39

Penn

Average RPI Win:	213	WON-LOST	WINNING	LAST 10	STRENGTH OF	OPP. STRENGTH	TEAM	ADJ.	CONF.	ADJ CONF.
Average RPI Loss:	85	RECORD	PCT. RANK	GAMES	SCHEDULE	OF SCHEDULE	RPI	RPI	RPI	RPI
DIV. I ONLY	7- 18	295	0-10	54	63	209	209	2	2	
DIV. I NON-CONF.	6- 5	151	0	238	248	223	223	2	2	
<hr/>										
TOTALS	RPI 1-25	RPI 26-50	W-L RECORDS	RPI 51-100	RPI 101-150	RPI 150+				
7- 18	0- 6	0- 2	OVERALL	2- 4	0- 2	5- 4				
5- 9	0- 3	0- 0	HOME	2- 2	0- 1	3- 3				
1- 8	0- 3	0- 2	AWAY	0- 2	0- 1	1- 0				
1- 1	0- 0	0- 0	NEUTRAL	0- 0	0- 0	1- 1				
6- 5	0- 1	0- 0	NON-CONFERENCE	1- 0	0- 1	5- 3				
4- 3	0- 0	0- 0	HOME	1- 0	0- 1	3- 2				
1- 1	0- 1	0- 0	AWAY	0- 0	0- 0	1- 0				
1- 1	0- 0	0- 0	NEUTRAL	0- 0	0- 0	1- 1				
1- 13	0- 5	0- 2	CONFERENCE	1- 4	0- 1	0- 1				
1- 6	0- 3	0- 0	HOME	1- 2	0- 0	0- 1				
0- 7	0- 2	0- 2	AWAY	0- 2	0- 1	0- 0				
0- 0	0- 0	0- 0	NEUTRAL	0- 0	0- 0	0- 0				

RPI 1-25				RPI 26-50				RPI 51-100				RPI 101+ Team's RPI: 209			
RPI	S	Opponent	Score	RPI	S	Opponent	Score	RPI	S	Opponent	Score	RPI	S	Opponent	Score
9	H	Iowa	66 77	35	A	Michigan	48 82	54	A	Rutgers	39 72	102	H	Rider	70 78
14	A	Northwestern	59 85	37	A	Purdue	68 81	54	H	Rutgers	57 62	141	A	Wisconsin	65 71
14	H	Northwestern	59 82					62	H	Minnesota	74 81	175	H	Illinois	66 70
15	H	Indiana	60 76					81	A	Nebraska	58 75	180	A	Towson	73 67
20	A	Princeton	55 72					90	H	Michigan St.	86 73	194	H	La Salle	67 69
25	A	Ohio St.	70 80					99	H	Fordham	72 59	207	H	Clemson	68 55
												230	H	George Mason	68 78
												262	N	Long Beach St.	56 64
												287	H	Pittsburgh	78 73
												303	H	Sacred Heart	88 65
												324	N	N.C. Central	92 68
<hr/>															
LAST 10 Division I															
81	A	Nebraska	58 75	37	A	Purdue	68 81	15	H	Indiana	60 76				
175	H	Illinois	66 70	14	A	Northwestern	59 85	54	H	Rutgers	57 62				
54	A	Rutgers	39 72	9	H	Iowa	66 77	25	A	Ohio St.	70 80				

Non-Div I Games:

Penn St.

Pepperdine

Through Games Of Feb. 13, 2020

Average RPI Win:	214	WON-LOST	WINNING	LAST 10	STRENGTH OF	OPP. STRENGTH	TEAM	ADJ.	CONF.	ADJ CONF.
Average RPI Loss:	136	RECORD	PCT. RANK	GAMES	SCHEDULE	OF SCHEDULE	RPI	RPI	RPI	RPI
DIV. I ONLY	11- 10	161	6-4	245	106	187	187	11	11	
DIV. I NON-CONF.	4- 4	164	0	313	192	249	249	11	11	
TOTALS	RPI 1-25	RPI 26-50	W-L RECORDS	RPI 51-100	RPI 101-150	RPI 150+				
11- 10	0- 1	0- 0	OVERALL	0- 2	2- 3	9- 4				
7- 4	0- 0	0- 0	HOME	0- 1	2- 0	5- 3				
4- 6	0- 1	0- 0	AWAY	0- 1	0- 3	4- 1				
0- 0	0- 0	0- 0	NEUTRAL	0- 0	0- 0	0- 0				
4- 4	0- 0	0- 0	NON-CONFERENCE	0- 1	0- 1	4- 2				
2- 2	0- 0	0- 0	HOME	0- 0	0- 0	2- 2				
2- 2	0- 0	0- 0	AWAY	0- 1	0- 1	2- 0				
0- 0	0- 0	0- 0	NEUTRAL	0- 0	0- 0	0- 0				
7- 6	0- 1	0- 0	CONFERENCE	0- 1	2- 2	5- 2				
5- 2	0- 0	0- 0	HOME	0- 1	2- 0	3- 1				
2- 4	0- 1	0- 0	AWAY	0- 0	0- 2	2- 1				
0- 0	0- 0	0- 0	NEUTRAL	0- 0	0- 0	0- 0				

RPI	S	Opponent	Score	RPI	S	Opponent	Score	RPI	S	Opponent	Score	RPI	S	Opponent	Score
12	A	Gonzaga	36 70					68	H	BYU	47 65	107	A	Pacific	63 64
								93	A	Washington St.	48 85	107	H	Pacific	59 54
												109	H	San Diego	73 57
												126	A	Boise St.	74 76
												145	A	Portland	67 69
												161	H	UC Davis	70 67
												163	A	Saint Mary's (CA)	78 85
												163	H	Saint Mary's (CA)	73 64
												176	H	Hawaii	51 52
												179	H	UNLV	44 69
												206	A	Santa Clara	79 61
												206	H	Santa Clara	79 71
												231	A	San Francisco	70 64
												231	H	San Francisco	82 70
												286	H	LMU (CA)	77 84
												308	A	Eastern Wash.	53 52
												310	H	Cal Poly	63 53
												325	A	New Mexico St.	72 69
LAST 10 Division I															
206	A	Santa Clara	79 61	12	A	Gonzaga	36 70								
231	A	San Francisco	70 64	286	H	LMU (CA)	77 84								
163	H	Saint Mary's (CA)	73 64	231	H	San Francisco	82 70								
107	H	Pacific	59 54	206	H	Santa Clara	79 71								
145	A	Portland	67 69	107	A	Pacific	63 64								

Non-Div I Games: Concordia (CA) 76 57 Cal St. L.A. 79 56

Pepperdine

Loss, Non-Conf, S Site, H Home A Away N Neutral

Average RPI Win:	266	WON-LOST	WINNING	LAST 10	STRENGTH OF	OPP. STRENGTH	TEAM	ADJ.	CONF.	ADJ CONF.
Average RPI Loss:	92	RECORD	PCT. RANK	GAMES	SCHEDULE	OF SCHEDULE	RPI	RPI	RPI	RPI
DIV. I ONLY	4- 20	323	1-9	92	76	287	287	5	5	
DIV. I NON-CONF.	3- 8	268	0	229	229	310	310	3	3	
TOTALS	RPI 1-25	RPI 26-50	W-L RECORDS	RPI 51-100	RPI 101-150	RPI 150+				
4- 20	0- 3	0- 4	OVERALL	0- 6	1- 3	3- 4				
3- 11	0- 2	0- 1	HOME	0- 4	1- 2	2- 2				
0- 8	0- 1	0- 2	AWAY	0- 2	0- 1	0- 2				
1- 1	0- 0	0- 1	NEUTRAL	0- 0	0- 0	1- 0				
3- 8	0- 0	0- 2	NON-CONFERENCE	0- 2	0- 1	3- 3				
2- 4	0- 0	0- 0	HOME	0- 1	0- 1	2- 2				
0- 3	0- 0	0- 1	AWAY	0- 1	0- 0	0- 1				
1- 1	0- 0	0- 1	NEUTRAL	0- 0	0- 0	1- 0				
1- 12	0- 3	0- 2	CONFERENCE	0- 4	1- 2	0- 1				
1- 7	0- 2	0- 1	HOME	0- 3	1- 1	0- 0				
0- 5	0- 1	0- 1	AWAY	0- 1	0- 1	0- 1				
0- 0	0- 0	0- 0	NEUTRAL	0- 0	0- 0	0- 0				

RPI 1-25			RPI 26-50			RPI 51-100			RPI 101+			Team's RPI: 287
RPI	S	Opponent	Score	RPI	S	Opponent	Score	RPI	S	Opponent	Score	
5	A	Louisville	49 83	31	A	Virginia Tech	56 68	66	H	Stony Brook	56 59	107 H Duquesne 62 81
16	H	NC State	44 88	36	H	Duke	56 73	72	H	Syracuse	51 69	110 H Wake Forest 53 48
24	H	Florida St.	41 66	48	N	Ohio	50 72	73	H	Boston College	70 79	112 A Notre Dame 52 74
				49	A	UCF	58 74	82	A	Cincinnati	53 69	112 H Notre Dame 52 60
								89	H	Georgia Tech	48 77	177 H Miami (OH) 71 80
								94	A	North Carolina	62 70	207 A Clemson 67 75
												209 A Penn St. 73 78
												239 H Georgetown 56 66
												282 N Ole Miss 58 50
												326 H Fairleigh Dickinson 69 60
												345 H Central Conn. St. 81 73
LAST 10 Division I												
36	H	Duke	56 73	5	A	Louisville	49 83					
112	A	Notre Dame	52 74	16	H	NC State	44 88					
89	H	Georgia Tech	48 77	72	H	Syracuse	51 69					
24	H	Florida St.	41 66	207	A	Clemson	67 75					
110	H	Wake Forest	53 48	31	A	Virginia Tech	56 68					

Non-Div I Games:

Pittsburgh

■ Loss,
■ Non-Conf,
■ S Site,
■ H Home
■ A Away
N Neutral

Average RPI Win:	208	WON-LOST	WINNING	LAST 10	STRENGTH OF	OPP. STRENGTH	TEAM	ADJ.	CONF.	ADJ CONF.
Average RPI Loss:	126	RECORD	PCT. RANK	GAMES	SCHEDULE	OF SCHEDULE	RPI	RPI	RPI	RPI
DIV. I ONLY	13- 10	133	7-3	159	144	145	145	11	11	
DIV. I NON-CONF.	5- 4	140	0	220	333	197	197	11	11	
TOTALS	RPI 1-25	RPI 26-50	W-L RECORDS	RPI 51-100	RPI 101-150	RPI 150+				
13- 10	0- 1	0- 0	OVERALL	2- 1	0- 6	11- 2				
6- 6	0- 0	0- 0	HOME	1- 1	0- 4	5- 1				
7- 4	0- 1	0- 0	AWAY	1- 0	0- 2	6- 1				
0- 0	0- 0	0- 0	NEUTRAL	0- 0	0- 0	0- 0				
5- 4	0- 0	0- 0	NON-CONFERENCE	1- 0	0- 2	4- 2				
2- 3	0- 0	0- 0	HOME	1- 0	0- 2	1- 1				
3- 1	0- 0	0- 0	AWAY	0- 0	0- 0	3- 1				
0- 0	0- 0	0- 0	NEUTRAL	0- 0	0- 0	0- 0				
8- 6	0- 1	0- 0	CONFERENCE	1- 1	0- 4	7- 0				
4- 3	0- 0	0- 0	HOME	0- 1	0- 2	4- 0				
4- 3	0- 1	0- 0	AWAY	1- 0	0- 2	3- 0				
0- 0	0- 0	0- 0	NEUTRAL	0- 0	0- 0	0- 0				

RPI	S	Opponent	Score	RPI	S	Opponent	Score	RPI	S	Opponent	Score	RPI	S	Opponent	Score	Team's RPI: 145
12	A	Gonzaga	57 62					53	H	Fresno St.	75 64	107	A	Pacific	70 77	
								68	A	BYU	57 48	107	H	Pacific	73 77	
								68	H	BYU	54 66	109	A	San Diego	55 74	
												109	H	San Diego	58 62	
												127	H	Abilene Christian	69 76	
												132	H	Loyola Chicago	64 78	
												163	A	Saint Mary's (CA)	72 53	
												163	H	Saint Mary's (CA)	78 65	
												187	H	Pepperdine	69 67	
												202	H	Portland St.	71 77	
												206	A	Santa Clara	80 77	
												206	H	Santa Clara	84 62	
												218	H	Grand Canyon	73 41	
												231	A	San Francisco	73 66	
												285	A	CSUN	64 73	
												286	H	LMU (CA)	74 49	
												290	A	Utah St.	70 64	
												312	A	Air Force	72 56	
												321	A	Weber St.	78 59	
LAST 10 Division I																
206	H	Santa Clara	84 62	187	H	Pepperdine	69 67									
107	A	Pacific	70 77	286	H	LMU (CA)	74 49									
163	A	Saint Mary's (CA)	72 53	206	A	Santa Clara	80 77									
109	H	San Diego	58 62	231	A	San Francisco	73 66									
68	H	BYU	54 66	163	H	Saint Mary's (CA)	78 65									

Non-Div I Games: Warner Pacific 78 36 Willamette 82 42

Portland

■ Loss,
 ■ Non-Conf, S Site,
 ■ Home
 ■ Away
 N Neutral

Average RPI Win: 214	WON-LOST	WINNING	LAST 10	STRENGTH OF	OPP. STRENGTH	TEAM	ADJ.	CONF.	ADJ CONF.
Average RPI Loss: 189	RECORD	PCT. RANK	GAMES	SCHEDULE	OF SCHEDULE	RPI	RPI	RPI	RPI
DIV. I ONLY	11- 11	172	5-5	209	281	202	202	18	18
DIV. I NON-CONF.	5- 4	140	0	129	322	122	122	17	17
TOTALS	RPI 1-25	RPI 26-50	W-L RECORDS	RPI 51-100	RPI 101-150	RPI 150+			
11- 11	0- 0	0- 1	OVERALL	0- 1	2- 1	9- 8			
6- 5	0- 0	0- 1	HOME	0- 1	1- 0	5- 3			
5- 5	0- 0	0- 0	AWAY	0- 0	1- 1	4- 4			
0- 1	0- 0	0- 0	NEUTRAL	0- 0	0- 0	0- 1			
5- 4	0- 0	0- 1	NON-CONFERENCE	0- 0	1- 1	4- 2			
2- 1	0- 0	0- 1	HOME	0- 0	0- 0	2- 0			
3- 2	0- 0	0- 0	AWAY	0- 0	1- 1	2- 1			
0- 1	0- 0	0- 0	NEUTRAL	0- 0	0- 0	0- 1			
6- 7	0- 0	0- 0	CONFERENCE	0- 1	1- 0	5- 6			
4- 4	0- 0	0- 0	HOME	0- 1	1- 0	3- 3			
2- 3	0- 0	0- 0	AWAY	0- 0	0- 0	2- 3			
0- 0	0- 0	0- 0	NEUTRAL	0- 0	0- 0	0- 0			

RPI 1-25	RPI 26-50	RPI 51-100	RPI 101+ Team's RPI: 202
RPI S Opponent Score	RPI S Opponent Score	RPI S Opponent Score	RPI S Opponent Score
	47 H Tennessee 61 88	87 H Montana St. 62 73	123 H Idaho 74 53
			126 A Boise St. 57 82
			145 A Portland 77 71
			161 A UC Davis 76 70
			169 H Northern Ariz. 66 54
			171 A Montana 55 62
			171 H Montana 78 65
			189 A Southern Utah 58 71
			189 H Southern Utah 72 81
			193 A Idaho St. 69 64
			218 H Grand Canyon 69 46
			222 A Northern Colo. 58 77
			222 H Northern Colo. 51 78
			233 A UMKC 69 87
			248 H Nevada 80 75
			296 H Sacramento St. 70 73
			300 A UC Irvine 70 61
			300 N UC Irvine 75 83
			308 H Eastern Wash. 75 58
			321 A Weber St. 76 57
LAST 10 Division I			
	222 H Northern Colo. 51 78	321 A Weber St. 76 57	
	189 H Southern Utah 72 81	193 A Idaho St. 69 64	
	171 A Montana 55 62	171 H Montana 78 65	
	169 H Northern Ariz. 66 54	87 H Montana St. 62 73	
	296 H Sacramento St. 70 73	308 H Eastern Wash. 75 58	

Non-Div I Games: Multnomah 104 48

Portland St.

Average RPI Win:	293	WON-LOST	WINNING	LAST 10	STRENGTH OF	OPP. STRENGTH	TEAM	ADJ.	CONF.	ADJ CONF.
Average RPI Loss:	142	RECORD	PCT. RANK	GAMES	SCHEDULE	OF SCHEDULE	RPI	RPI	RPI	RPI
DIV. I ONLY	5- 14	302	5-5	214	270	293	293	32	32	
DIV. I NON-CONF.	0- 9	338	0	37	28	270	270	31	31	
TOTALS	RPI 1-25	RPI 26-50	W-L RECORDS	RPI 51-100	RPI 101-150	RPI 150+				
5- 14	0- 2	0- 1	OVERALL	0- 1	1- 5	4- 5				
3- 3	0- 0	0- 0	HOME	0- 0	1- 1	2- 2				
2- 9	0- 2	0- 1	AWAY	0- 1	0- 3	2- 2				
0- 2	0- 0	0- 0	NEUTRAL	0- 0	0- 1	0- 1				
0- 9	0- 2	0- 1	NON-CONFERENCE	0- 1	0- 4	0- 1				
0- 1	0- 0	0- 0	HOME	0- 0	0- 1	0- 0				
0- 6	0- 2	0- 1	AWAY	0- 1	0- 2	0- 0				
0- 2	0- 0	0- 0	NEUTRAL	0- 0	0- 1	0- 1				
5- 5	0- 0	0- 0	CONFERENCE	0- 0	1- 1	4- 4				
3- 2	0- 0	0- 0	HOME	0- 0	1- 0	2- 2				
2- 3	0- 0	0- 0	AWAY	0- 0	0- 1	2- 2				
0- 0	0- 0	0- 0	NEUTRAL	0- 0	0- 0	0- 0				

RPI 1-25				RPI 26-50				RPI 51-100				RPI 101+ Team's RPI: 293			
RPI	S	Opponent	Score	RPI	S	Opponent	Score	RPI	S	Opponent	Score	RPI	S	Opponent	Score
18	A	Texas A&M	38 80	45	A	Oklahoma	48 94	79	A	Rice	55 77	111	N	A&M-Corpus Christi	52 64
22	A	Arizona	48 83									114	A	Texas Southern	65 88
												114	H	Texas Southern	50 47
												140	H	Florida	44 51
												141	A	Wisconsin	42 68
												150	A	Texas Tech	48 82
												157	A	Jackson St.	49 53
												177	N	Miami (OH)	52 65
												237	H	Southern U.	48 68
												270	A	Alabama A&M	44 54
												322	A	Alabama St.	62 59
												327	H	Alcorn	63 68
												333	H	Ark.-Pine Bluff	61 51
												347	A	Grambling	67 54
												351	H	Mississippi Val.	81 47
LAST 10 Division I															
114	H	Texas Southern	50 47	157	A	Jackson St.	49 53								
270	A	Alabama A&M	44 54	347	A	Grambling	67 54								
322	A	Alabama St.	62 59	114	A	Texas Southern	65 88								
351	H	Mississippi Val.	81 47	237	H	Southern U.	48 68								
333	H	Ark.-Pine Bluff	61 51	327	H	Alcorn	63 68								

Non-Div I Games: Huston-Tillotson 79 60 Wiley 75 42 Tex. A&M-Kingsville 85 55

Presbyterian

Through Games Of Feb. 13, 2020

Average RPI Win:	292	WON-LOST	WINNING	LAST 10	STRENGTH OF	OPP. STRENGTH	TEAM	ADJ.	CONF.	ADJ CONF.
Average RPI Loss:	207	RECORD	PCT. RANK	GAMES	SCHEDULE	OF SCHEDULE	RPI	RPI	RPI	RPI
DIV. I ONLY	6- 15	289	4-6	298	334	307	307	25	25	
DIV. I NON-CONF.	2- 5	259	0	307	280	304	304	28	28	
TOTALS	RPI 1-25	RPI 26-50	W-L RECORDS	RPI 51-100	RPI 101-150	RPI 150+				
6- 15	0- 0	0- 0	OVERALL	0- 1	0- 2	6- 12				
2- 6	0- 0	0- 0	HOME	0- 0	0- 1	2- 5				
4- 9	0- 0	0- 0	AWAY	0- 1	0- 1	4- 7				
0- 0	0- 0	0- 0	NEUTRAL	0- 0	0- 0	0- 0				
2- 5	0- 0	0- 0	NON-CONFERENCE	0- 1	0- 1	2- 3				
1- 1	0- 0	0- 0	HOME	0- 0	0- 0	1- 1				
1- 4	0- 0	0- 0	AWAY	0- 1	0- 1	1- 2				
0- 0	0- 0	0- 0	NEUTRAL	0- 0	0- 0	0- 0				
4- 10	0- 0	0- 0	CONFERENCE	0- 0	0- 1	4- 9				
1- 5	0- 0	0- 0	HOME	0- 0	0- 1	1- 4				
3- 5	0- 0	0- 0	AWAY	0- 0	0- 0	3- 5				
0- 0	0- 0	0- 0	NEUTRAL	0- 0	0- 0	0- 0				

RPI 1-25			RPI 26-50			RPI 51-100			RPI 101+ Team's RPI: 307		
RPI	S	Opponent	Score	RPI	S	Opponent	Score	RPI	S	Opponent	Score
						56 A West Virginia	40 56	103 H Campbell		47 53	
								140 A Florida		46 60	
								159 H Hampton		42 71	
								175 A Illinois		52 71	
								191 A High Point		55 60	
								212 A Gardner-Webb		56 53	
								220 A Radford		42 54	
								220 H Radford		39 65	
								234 A UNC Asheville		39 54	
								234 H UNC Asheville		48 64	
								256 A Winthrop		54 61	
								258 A Longwood		82 77	
								258 H Longwood		60 71	
								259 H Col. of Charleston		58 54	
								264 A Wofford		60 67	
								268 H UNCW		60 70	
								331 A USC Upstate		60 70	
								331 H USC Upstate		55 42	
								343 A Charleston So.		67 46	
								346 A South Carolina St.		70 49	
LAST 10 Division I											
234 H		UNC Asheville	48 64	331 H		USC Upstate	55 42				
258 A		Longwood	82 77	191 A		High Point	55 60				
331 A		USC Upstate	60 70	103 H		Campbell	47 53				
220 H		Radford	39 65	212 A		Gardner-Webb	56 53				
343 A		Charleston So.	67 46	256 A		Winthrop	54 61				

Non-Div I Games: William Peace 72 35 Brevard 74 45

Presbyterian

Loss, Non-Conf, S Site, H Home A Away N Neutral

Average RPI Win:	161	WON-LOST	WINNING	LAST 10	STRENGTH OF	OPP. STRENGTH	TEAM	ADJ.	CONF.	ADJ CONF.
Average RPI Loss:	9	RECORD	PCT. RANK	GAMES	SCHEDULE	OF SCHEDULE	RPI	RPI	RPI	RPI
DIV. I ONLY	17- 1	4	10-0	103	96	20	20	8	8	
DIV. I NON-CONF.	12- 1	10	5-0	166	60	23	23	8	8	
TOTALS	RPI 1-25	RPI 26-50	W-L RECORDS	RPI 51-100	RPI 101-150	RPI 150+				
17- 1	0- 1	1- 0	OVERALL	4- 0	4- 0	8- 0				
9- 0	0- 0	1- 0	HOME	0- 0	2- 0	6- 0				
8- 1	0- 1	0- 0	AWAY	4- 0	2- 0	2- 0				
0- 0	0- 0	0- 0	NEUTRAL	0- 0	0- 0	0- 0				
12- 1	0- 1	1- 0	NON-CONFERENCE	3- 0	2- 0	6- 0				
7- 0	0- 0	1- 0	HOME	0- 0	1- 0	5- 0				
5- 1	0- 1	0- 0	AWAY	3- 0	1- 0	1- 0				
0- 0	0- 0	0- 0	NEUTRAL	0- 0	0- 0	0- 0				
5- 0	0- 0	0- 0	CONFERENCE	1- 0	2- 0	2- 0				
2- 0	0- 0	0- 0	HOME	0- 0	1- 0	1- 0				
3- 0	0- 0	0- 0	AWAY	1- 0	1- 0	1- 0				
0- 0	0- 0	0- 0	NEUTRAL	0- 0	0- 0	0- 0				

RPI 1-25				RPI 26-50				RPI 51-100				RPI 101+			
RPI	S	Opponent	Score	RPI	S	Opponent	Score	RPI	S	Opponent	Score	RPI	S	Opponent	Score
9	A	Iowa	75 77	26	H	FGCU	67 53	67	A	Marist	62 50	101	A	Harvard	60 46
								69	A	Seton Hall	78 76	102	H	Rider	80 47
								85	A	Penn	75 55	133	A	Missouri	68 33
								98	A	Saint Louis	66 50	139	H	Cornell	60 29
												154	A	George Washington	75 50
												164	H	Columbia	77 55
												185	A	Dartmouth	66 34
												209	H	Penn St.	72 55
												269	H	New Hampshire	77 37
												280	H	Monmouth	52 40
												313	H	St. Francis Brooklyn	76 44
												348	H	Hartford	73 42
LAST 10 Division I															
				164	H	Columbia	77 55	269	H	New Hampshire	77 37				
				139	H	Cornell	60 29	98	A	Saint Louis	66 50				
				101	A	Harvard	60 46	133	A	Missouri	68 33				
				185	A	Dartmouth	66 34	209	H	Penn St.	72 55				
				85	A	Penn	75 55	348	H	Hartford	73 42				

Non-Div I Games:

Princeton

■ Loss,
■ Non-Conf,
■ S Site,
■ H Home
■ A Away
N Neutral

Average RPI Win:	221	WON-LOST	WINNING	LAST 10	STRENGTH OF	OPP. STRENGTH	TEAM	ADJ.	CONF.	ADJ CONF.
Average RPI Loss:	74	RECORD	PCT. RANK	GAMES	SCHEDULE	OF SCHEDULE	RPI	RPI	RPI	RPI
DIV. I ONLY	10- 14	229	1-9	100	85	142	142	6	6	
DIV. I NON-CONF.	9- 3	63	0	233	220	74	74	6	6	
TOTALS	RPI 1-25	RPI 26-50	W-L RECORDS	RPI 51-100	RPI 101-150	RPI 150+				
10- 14	0- 2	0- 5	OVERALL	2- 5	0- 0	8- 2				
3- 4	0- 1	0- 2	HOME	1- 1	0- 0	2- 0				
5- 9	0- 1	0- 3	AWAY	1- 3	0- 0	4- 2				
2- 1	0- 0	0- 0	NEUTRAL	0- 1	0- 0	2- 0				
9- 3	0- 0	0- 1	NON-CONFERENCE	2- 1	0- 0	7- 1				
2- 0	0- 0	0- 0	HOME	1- 0	0- 0	1- 0				
5- 2	0- 0	0- 1	AWAY	1- 0	0- 0	4- 1				
2- 1	0- 0	0- 0	NEUTRAL	0- 1	0- 0	2- 0				
1- 11	0- 2	0- 4	CONFERENCE	0- 4	0- 0	1- 1				
1- 4	0- 1	0- 2	HOME	0- 1	0- 0	1- 0				
0- 7	0- 1	0- 2	AWAY	0- 3	0- 0	0- 1				
0- 0	0- 0	0- 0	NEUTRAL	0- 0	0- 0	0- 0				

RPI S Opponent	Score	RPI S Opponent	Score	RPI S Opponent	Score	RPI S Opponent	Score	Team's RPI: 142
19 A DePaul	71 93	32 A Marquette	55 85	60 A St. John's (NY)	58 64	151 A Massachusetts	72 63	
19 H DePaul	67 80	32 H Marquette	50 60	64 N Ball St.	51 52	172 N Rhode Island	58 51	
		33 A Creighton	63 72	69 A Seton Hall	55 97	208 A New Mexico	68 86	
		33 H Creighton	68 77	73 H Boston College	76 60	226 H UMass Lowell	63 38	
		42 A Yale	79 82	91 A Utah	67 60	239 A Georgetown	53 62	
				95 H Butler	47 50	265 H Xavier	60 48	
				97 A Villanova	49 51	280 A Monmouth	68 52	
						286 N LMU (CA)	48 45	
						315 A Bryant	76 32	
						348 A Hartford	75 57	
LAST 10 Division I								
33 H Creighton	68 77	69 A Seton Hall	55 97					
19 A DePaul	71 93	60 A St. John's (NY)	58 64					
32 A Marquette	55 85	33 A Creighton	63 72					
265 H Xavier	60 48	32 H Marquette	50 60					
95 H Butler	47 50	19 H DePaul	67 80					

Non-Div I Games:

Providence

■ Loss,
 ■ Non-Conf,
 ■ S Site,
 ■ H Home
 ■ A Away
 N Neutral

Average RPI Win:	133	WON-LOST	WINNING	LAST 10	STRENGTH OF	OPP. STRENGTH	TEAM	ADJ.	CONF.	ADJ CONF.
Average RPI Loss:	25	RECORD	PCT. RANK	GAMES	SCHEDULE	OF SCHEDULE	RPI	RPI	RPI	RPI
DIV. I ONLY	16- 10	104	5-5	20	2	37	37	2	2	
DIV. I NON-CONF.	9- 3	63	0	33	10	18	18	2	2	

TOTALS	RPI 1-25	RPI 26-50	W-L RECORDS	RPI 51-100	RPI 101-150	RPI 150+				
16- 10	1- 6	3- 2	OVERALL	2- 2	3- 0	7- 0				
9- 4	0- 2	1- 0	HOME	0- 2	2- 0	6- 0				
5- 5	1- 3	0- 2	AWAY	2- 0	1- 0	1- 0				
2- 1	0- 1	2- 0	NEUTRAL	0- 0	0- 0	0- 0				
9- 3	0- 2	3- 1	NON-CONFERENCE	0- 0	1- 0	5- 0				
6- 0	0- 0	1- 0	HOME	0- 0	1- 0	4- 0				
1- 2	0- 1	0- 1	AWAY	0- 0	0- 0	1- 0				
2- 1	0- 1	2- 0	NEUTRAL	0- 0	0- 0	0- 0				
7- 7	1- 4	0- 1	CONFERENCE	2- 2	2- 0	2- 0				
3- 4	0- 2	0- 0	HOME	0- 2	1- 0	2- 0				
4- 3	1- 2	0- 1	AWAY	2- 0	1- 0	0- 0				
0- 0	0- 0	0- 0	NEUTRAL	0- 0	0- 0	0- 0				

RPI 1-25				RPI 26-50				RPI 51-100				RPI 101+			
RPI	S	Opponent	Score	RPI	S	Opponent	Score	RPI	S	Opponent	Score	RPI	S	Opponent	Score
2	A	South Carolina	49 85	29	N	Arizona St.	59 52	54	H	Rutgers	53 59	105	H	Kent St.	77 64
9	H	Iowa	71 83	30	H	Western Ky.	67 50	62	H	Minnesota	59 72	141	A	Wisconsin	62 59
12	N	Gonzaga	50 63	31	A	Virginia Tech	54 67	81	A	Nebraska	76 68	141	H	Wisconsin	72 61
14	A	Northwestern	56 61	34	N	Drake	67 47	90	A	Michigan St.	76 66	167	H	Northern Ill.	68 63
15	A	Indiana	48 66	35	A	Michigan	63 66					175	H	Illinois	81 67
15	H	Indiana	54 66									196	H	Western Ill.	66 59
25	A	Ohio St.	66 50									209	H	Penn St.	81 68
												214	A	Chattanooga	66 34
												236	H	Milwaukee	68 55
												261	H	Bowling Green	81 74

LAST 10 Division I															
141	A	Wisconsin	62 59	209	H	Penn St.	81 68								
9	H	Iowa	71 83	81	A	Nebraska	76 68								
35	A	Michigan	63 66	62	H	Minnesota	59 72								
15	H	Indiana	54 66	175	H	Illinois	81 67								
90	A	Michigan St.	76 66	14	A	Northwestern	56 61								

Non-Div I Games:

Purdue

■ Loss,
■ Non-Conf,
■ S Site,
■ H Home
■ A Away
N Neutral

Average RPI Win:	323	WON-LOST	WINNING	LAST 10	STRENGTH OF	OPP. STRENGTH	TEAM	ADJ.	CONF.	ADJ CONF.
Average RPI Loss:	177	RECORD	PCT. RANK	GAMES	SCHEDULE	OF SCHEDULE	RPI	RPI	RPI	RPI
DIV. I ONLY	3- 20	333	1-9	252	265	332	332	19	19	
DIV. I NON-CONF.	2- 9	304	0	279	293	332	332	18	18	
TOTALS	RPI 1-25	RPI 26-50	W-L RECORDS	RPI 51-100	RPI 101-150	RPI 150+				
3- 20	0- 0	0- 2	OVERALL	0- 3	0- 3	3- 12				
2- 8	0- 0	0- 1	HOME	0- 2	0- 1	2- 4				
1- 9	0- 0	0- 1	AWAY	0- 1	0- 0	1- 7				
0- 3	0- 0	0- 0	NEUTRAL	0- 0	0- 2	0- 1				
2- 9	0- 0	0- 0	NON-CONFERENCE	0- 2	0- 3	2- 4				
2- 2	0- 0	0- 0	HOME	0- 1	0- 1	2- 0				
0- 4	0- 0	0- 0	AWAY	0- 1	0- 0	0- 3				
0- 3	0- 0	0- 0	NEUTRAL	0- 0	0- 2	0- 1				
1- 11	0- 0	0- 2	CONFERENCE	0- 1	0- 0	1- 8				
0- 6	0- 0	0- 1	HOME	0- 1	0- 0	0- 4				
1- 5	0- 0	0- 1	AWAY	0- 0	0- 0	1- 4				
0- 0	0- 0	0- 0	NEUTRAL	0- 0	0- 0	0- 0				

RPI 1-25				RPI 26-50				RPI 51-100				RPI 101+				Team's RPI: 332	
RPI	S	Opponent	Score	RPI	S	Opponent	Score	RPI	S	Opponent	Score	RPI	S	Opponent	Score		
				40	A	South Dakota	25 79	64	H	Ball St.	52 83	105	N	Kent St.	67 75		
				40	H	South Dakota	41 62	84	H	South Dakota St.	69 100	113	H	Southeast Mo. St.	48 58		
								95	A	Butler	58 85	150	N	Texas Tech	48 82		
												156	A	Eastern Mich.	40 64		
												196	A	Western Ill.	68 79		
												196	H	Western Ill.	74 83		
												200	A	Akron	53 64		
												205	A	North Dakota	85 91		
												205	H	North Dakota	49 63		
												215	H	Oral Roberts	73 79		
												270	A	Denver	57 83		
												280	N	Monmouth	46 60		
												298	A	North Dakota St.	53 74		
												298	H	North Dakota St.	44 58		
												305	A	Omaha	58 57		
												323	H	Evansville	67 64		
												339	A	SIUE	53 57		
												341	H	UIC	61 50		
LAST 10 Division I																	
				298	A	North Dakota St.	53 74	305	A	Omaha	58 57						
				270	A	Denver	57 83	40	A	South Dakota	25 79						
				196	H	Western Ill.	74 83	215	H	Oral Roberts	73 79						
				205	H	North Dakota	49 63	84	H	South Dakota St.	69 100						
				298	H	North Dakota St.	44 58	196	A	Western Ill.	68 79						

Non-Div I Games: Heidelberg 82 55 Purdue Northwest 73 50

Purdue Fort Wayne

■ Loss,
 ■ Non-Conf,
 ■ S Site,
 ■ H Home
 ■ A Away
 N Neutral

Quinnipiac

Through Games Of Feb. 13, 2020

Average RPI Win:	253	WON-LOST	WINNING	LAST 10	STRENGTH OF	OPP. STRENGTH	TEAM	ADJ.	CONF.	ADJ CONF.
Average RPI Loss:	120	RECORD	PCT. RANK	GAMES	SCHEDULE	OF SCHEDULE	RPI	RPI	RPI	RPI
DIV. I ONLY	11- 11	172	7-3	190	191	181	181	24	24	
DIV. I NON-CONF.	3- 6	235	0	45	62	163	163	25	25	
TOTALS	RPI 1-25	RPI 26-50	W-L RECORDS	RPI 51-100	RPI 101-150	RPI 150+				
11- 11	0- 1	0- 2	OVERALL	1- 2	0- 2	10- 4				
6- 5	0- 0	0- 0	HOME	1- 1	0- 1	5- 3				
5- 6	0- 1	0- 2	AWAY	0- 1	0- 1	5- 1				
0- 0	0- 0	0- 0	NEUTRAL	0- 0	0- 0	0- 0				
3- 6	0- 1	0- 2	NON-CONFERENCE	1- 1	0- 1	2- 1				
2- 3	0- 0	0- 0	HOME	1- 1	0- 1	1- 1				
1- 3	0- 1	0- 2	AWAY	0- 0	0- 0	1- 0				
0- 0	0- 0	0- 0	NEUTRAL	0- 0	0- 0	0- 0				
8- 5	0- 0	0- 0	CONFERENCE	0- 1	0- 1	8- 3				
4- 2	0- 0	0- 0	HOME	0- 0	0- 0	4- 2				
4- 3	0- 0	0- 0	AWAY	0- 1	0- 1	4- 1				
0- 0	0- 0	0- 0	NEUTRAL	0- 0	0- 0	0- 0				

RPI	S	Opponent	Score	RPI	S	Opponent	Score	RPI	S	Opponent	Score	RPI	S	Opponent	Score	Team's RPI: 181
3	A	Maryland	52 107	42	A	Yale	59 63	55	H	Drexel	62 66	101	H	Harvard	68 77	
				49	A	UCF	58 80	67	A	Marist	60 73	102	A	Rider	59 75	
								75	H	Bucknell	76 69	154	H	George Washington	67 78	
												172	H	Rhode Island	75 63	
												216	H	Fairfield	76 62	
												223	A	Manhattan	62 77	
												223	H	Manhattan	70 58	
												246	A	Iona	67 63	
												246	H	Iona	71 75	
												275	A	Siena	66 52	
												275	H	Siena	60 68	
												280	A	Monmouth	52 45	
												280	H	Monmouth	60 53	
												330	A	Saint Peter's	91 64	
												334	H	Canisius	74 71	
												348	A	Hartford	87 50	
LAST 10 Division I																
223	A	Manhattan	62 77	216	H	Fairfield	76 62									
275	H	Siena	60 68	67	A	Marist	60 73									
280	A	Monmouth	52 45	334	H	Canisius	74 71									
246	A	Iona	67 63	280	H	Monmouth	60 53									
330	A	Saint Peter's	91 64	223	H	Manhattan	70 58									

Non-Div I Games:

Quinnipiac

Loss, Non-Conf, S Site, H Home A Away N Neutral

Average RPI Win: 290	WON-LOST	WINNING	LAST 10	STRENGTH OF	OPP. STRENGTH	TEAM	ADJ.	CONF.	ADJ CONF.
Average RPI Loss: 145	RECORD	PCT. RANK	GAMES	SCHEDULE	OF SCHEDULE	RPI	RPI	RPI	RPI
DIV. I ONLY	11- 11	172	7-3	294	268	220	220	25	25
DIV. I NON-CONF.	2- 7	288	0	275	89	273	273	28	28
TOTALS	RPI 1-25	RPI 26-50	W-L RECORDS	RPI 51-100	RPI 101-150	RPI 150+			
11- 11	0- 1	0- 0	OVERALL	0- 2	0- 2	11- 6			
4- 4	0- 0	0- 0	HOME	0- 0	0- 1	4- 3			
7- 7	0- 1	0- 0	AWAY	0- 2	0- 1	7- 3			
0- 0	0- 0	0- 0	NEUTRAL	0- 0	0- 0	0- 0			
2- 7	0- 1	0- 0	NON-CONFERENCE	0- 2	0- 1	2- 3			
0- 2	0- 0	0- 0	HOME	0- 0	0- 0	0- 2			
2- 5	0- 1	0- 0	AWAY	0- 2	0- 1	2- 1			
0- 0	0- 0	0- 0	NEUTRAL	0- 0	0- 0	0- 0			
9- 4	0- 0	0- 0	CONFERENCE	0- 0	0- 1	9- 3			
4- 2	0- 0	0- 0	HOME	0- 0	0- 1	4- 1			
5- 2	0- 0	0- 0	AWAY	0- 0	0- 0	5- 2			
0- 0	0- 0	0- 0	NEUTRAL	0- 0	0- 0	0- 0			

RPI 1-25				RPI 26-50				RPI 51-100				RPI 101+ Team's RPI: 220			
RPI	S	Opponent	Score	RPI	S	Opponent	Score	RPI	S	Opponent	Score	RPI	S	Opponent	Score
25	A	Ohio St.	57 70					56	A	West Virginia	37 74	103	H	Campbell	32 43
								71	A	Alabama	51 85	106	A	Vanderbilt	46 80
												159	A	Hampton	48 51
												190	H	Mt. St. Mary's	58 75
												191	A	High Point	58 68
												199	H	American	55 59
												212	A	Gardner-Webb	84 73
												212	H	Gardner-Webb	65 51
												234	H	UNC Asheville	50 63
												256	H	Winthrop	54 53
												258	A	Longwood	62 61
												260	A	Morehead St.	62 73
												279	A	ETSU	67 43
												307	A	Presbyterian	65 39
												307	H	Presbyterian	54 42
												331	A	USC Upstate	57 41
												343	A	Charleston So.	64 40
												343	H	Charleston So.	72 35
												346	A	South Carolina St.	60 45
LAST 10 Division I															
343	A	Charleston So.	64 40	331	A	USC Upstate	57 41								
212	H	Gardner-Webb	65 51	256	H	Winthrop	54 53								
307	A	Presbyterian	65 39	258	A	Longwood	62 61								
103	H	Campbell	32 43	234	H	UNC Asheville	50 63								
212	A	Gardner-Webb	84 73	159	A	Hampton	48 51								

Non-Div I Games:

Radford

■ Loss,
 ■ Non-Conf,
 ■ S Site,
 ■ H Home
 ■ A Away
 N Neutral

Rhode Island

Through Games Of Feb. 13, 2020

Average RPI Win:	208	WON-LOST	WINNING	LAST 10	STRENGTH OF	OPP. STRENGTH	TEAM	ADJ.	CONF.	ADJ CONF.
Average RPI Loss:	138	RECORD	PCT. RANK	GAMES	SCHEDULE	OF SCHEDULE	RPI	RPI	RPI	RPI
DIV. I ONLY	12- 11	166	5-5	177	195	172	172	12	12	
DIV. I NON-CONF.	7- 5	131	0	219	331	156	156	12	12	
TOTALS	RPI 1-25	RPI 26-50	W-L RECORDS	RPI 51-100	RPI 101-150	RPI 150+				
12- 11	0- 0	0- 0	OVERALL	1- 3	3- 5	8- 3				
9- 2	0- 0	0- 0	HOME	1- 0	3- 2	5- 0				
2- 8	0- 0	0- 0	AWAY	0- 3	0- 2	2- 3				
1- 1	0- 0	0- 0	NEUTRAL	0- 0	0- 1	1- 0				
7- 5	0- 0	0- 0	NON-CONFERENCE	0- 1	2- 2	5- 2				
5- 0	0- 0	0- 0	HOME	0- 0	2- 0	3- 0				
1- 4	0- 0	0- 0	AWAY	0- 1	0- 1	1- 2				
1- 1	0- 0	0- 0	NEUTRAL	0- 0	0- 1	1- 0				
5- 6	0- 0	0- 0	CONFERENCE	1- 2	1- 3	3- 1				
4- 2	0- 0	0- 0	HOME	1- 0	1- 2	2- 0				
1- 4	0- 0	0- 0	AWAY	0- 2	0- 1	1- 1				
0- 0	0- 0	0- 0	NEUTRAL	0- 0	0- 0	0- 0				

RPI 1-25				RPI 26-50				RPI 51-100				RPI 101+				Team's RPI: 172	
RPI	S	Opponent	Score	RPI	S	Opponent	Score	RPI	S	Opponent	Score	RPI	S	Opponent	Score		
								57	A	Dayton	60	71	101	A	Harvard	58	61
								73	A	Boston College	55	66	120	H	Richmond	76	70
								98	H	Saint Louis	72	63	121	H	VCU	54	75
								99	A	Fordham	50	60	124	A	Davidson	67	79
													124	H	Davidson	70	77
													130	H	Holy Cross	73	58
													138	H	Robert Morris	71	59
													142	N	Providence	51	58
													151	H	Massachusetts	69	66
													181	A	Quinnipiac	63	75
													205	A	North Dakota	61	67
													211	N	Brown	89	44
													216	H	Fairfield	74	41
													221	A	Saint Joseph's	49	47
													230	H	George Mason	47	42
													291	A	St. Bonaventure	59	64
													299	H	Vermont	77	74
													336	H	LIU Brooklyn	79	56
													348	A	Hartford	68	56
LAST 10 Division I																	
				98	H	Saint Louis	72	63	291	A	St. Bonaventure	59	64				
				57	A	Dayton	60	71	151	H	Massachusetts	69	66				
				99	A	Fordham	50	60	221	A	Saint Joseph's	49	47				
				230	H	George Mason	47	42	124	A	Davidson	67	79				
				124	H	Davidson	70	77	120	H	Richmond	76	70				

Non-Div I Games:

Rhode Island

■ Loss,
 ■ Non-Conf,
 ■ S Site,
 ■ H Home
 ■ A Away
 N Neutral

Average RPI Win:	215	WON-LOST	WINNING	LAST 10	STRENGTH OF	OPP. STRENGTH	TEAM	ADJ.	CONF.	ADJ CONF.
Average RPI Loss:	80	RECORD	PCT. RANK	GAMES	SCHEDULE	OF SCHEDULE	RPI	RPI	RPI	RPI
DIV. I ONLY	16- 7	59	9-1	147	121	79	79	13	13	
DIV. I NON-CONF.	5- 6	187	0	183	99	206	206	15	15	
TOTALS	RPI 1-25	RPI 26-50	W-L RECORDS	RPI 51-100	RPI 101-150	RPI 150+				
16- 7	0- 1	1- 3	OVERALL	1- 1	1- 1	13- 1				
10- 1	0- 1	1- 0	HOME	1- 0	1- 0	7- 0				
6- 4	0- 0	0- 2	AWAY	0- 0	0- 1	6- 1				
0- 2	0- 0	0- 1	NEUTRAL	0- 1	0- 0	0- 0				
5- 6	0- 1	0- 2	NON-CONFERENCE	0- 1	0- 1	5- 1				
4- 1	0- 1	0- 0	HOME	0- 0	0- 0	4- 0				
1- 3	0- 0	0- 1	AWAY	0- 0	0- 1	1- 1				
0- 2	0- 0	0- 1	NEUTRAL	0- 1	0- 0	0- 0				
11- 1	0- 0	1- 1	CONFERENCE	1- 0	1- 0	8- 0				
6- 0	0- 0	1- 0	HOME	1- 0	1- 0	3- 0				
5- 1	0- 0	0- 1	AWAY	0- 0	0- 0	5- 0				
0- 0	0- 0	0- 0	NEUTRAL	0- 0	0- 0	0- 0				

RPI 1-25				RPI 26-50				RPI 51-100				Team's RPI: 79		RPI 101+			
RPI	S	Opponent	Score	RPI	S	Opponent	Score	RPI	S	Opponent	Score			RPI	S	Opponent	Score
18	H	Texas A&M	61 62	28	A	Old Dominion	59 66	65	H	Middle Tenn.	77 60			114	A	Texas Southern	56 63
				30	H	Western Ky.	73 65	89	N	Georgia Tech	52 54			118	H	UAB	64 53
				31	N	Virginia Tech	45 54							169	H	Northern Ariz.	71 57
				46	A	Oklahoma St.	38 69							192	A	Fla. Atlantic	78 69
														198	H	Little Rock	66 40
														204	H	Southern Miss.	75 64
														213	A	UTEP	69 61
														232	H	Louisiana Tech	60 47
														235	A	SMU	43 55
														250	H	Marshall	81 43
														262	A	North Texas	67 52
														281	H	Nicholls St.	71 47
														293	H	Prairie View	77 55
														295	A	FIU	68 47
														304	A	UTSA	74 62
														337	A	McNeese	81 50
LAST 10 Division I																	
				28	A	Old Dominion	59 66	213	A	UTEP	69 61						
				65	H	Middle Tenn.	77 60	204	H	Southern Miss.	75 64						
				118	H	UAB	64 53	232	H	Louisiana Tech	60 47						
				262	A	North Texas	67 52	295	A	FIU	68 47						
				304	A	UTSA	74 62	192	A	Fla. Atlantic	78 69						

Non-Div I Games:

Rice

Average RPI Win:	182	WON-LOST	WINNING	LAST 10	STRENGTH OF	OPP. STRENGTH	TEAM	ADJ.	CONF.	ADJ CONF.
Average RPI Loss:	124	RECORD	PCT. RANK	GAMES	SCHEDULE	OF SCHEDULE	RPI	RPI	RPI	RPI
DIV. I ONLY	12- 13	189	5-5	55	199	120	120	12	12	
DIV. I NON-CONF.	7- 7	164	0	27	303	83	83	12	12	
TOTALS	RPI 1-25	RPI 26-50	W-L RECORDS	RPI 51-100	RPI 101-150	RPI 150+				
12- 13	0- 0	0- 2	OVERALL	1- 3	4- 2	7- 6				
7- 3	0- 0	0- 0	HOME	0- 1	3- 1	4- 1				
5- 7	0- 0	0- 1	AWAY	1- 2	1- 1	3- 3				
0- 3	0- 0	0- 1	NEUTRAL	0- 0	0- 0	0- 2				
7- 7	0- 0	0- 2	NON-CONFERENCE	1- 2	2- 0	4- 3				
3- 1	0- 0	0- 0	HOME	0- 0	1- 0	2- 1				
4- 3	0- 0	0- 1	AWAY	1- 2	1- 0	2- 0				
0- 3	0- 0	0- 1	NEUTRAL	0- 0	0- 0	0- 2				
5- 6	0- 0	0- 0	CONFERENCE	0- 1	2- 2	3- 3				
4- 2	0- 0	0- 0	HOME	0- 1	2- 1	2- 0				
1- 4	0- 0	0- 0	AWAY	0- 0	0- 1	1- 3				
0- 0	0- 0	0- 0	NEUTRAL	0- 0	0- 0	0- 0				

RPI S	Opponent	Score	RPI S	Opponent	Score	RPI S	Opponent	Score	RPI S	Opponent	Score	Team's RPI: 120
28	A Old Dominion	51 73	41	N Bradley	57 61	55	A Drexel	52 58	107	H Duquesne	67 64	
						57	H Dayton	51 65	121	A VCU	50 53	
						76	A Charlotte	59 78	121	H VCU	42 57	
						80	A Coastal Caro.	79 67	124	H Davidson	69 57	
									128	H William & Mary	76 73	
									147	A UNC Greensboro	70 62	
									151	A Massachusetts	50 64	
									159	N Hampton	65 69	
									166	H Norfolk St.	77 69	
									172	A Rhode Island	70 76	
									190	N Mt. St. Mary's	67 75	
									192	H Fla. Atlantic	57 55	
									194	A La Salle	67 61	
									194	H La Salle	63 61	
									217	H Furman	69 70	
									221	A Saint Joseph's	56 67	
									239	A Georgetown	51 49	
									291	H St. Bonaventure	63 59	
									319	A UMES	64 52	
LAST 10 Division I												
107	H Duquesne	67 64	124	H Davidson	69 57							
194	A La Salle	67 61	194	H La Salle	63 61							
121	H VCU	42 57	121	A VCU	50 53							
291	H St. Bonaventure	63 59	57	H Dayton	51 65							
151	A Massachusetts	50 64	172	A Rhode Island	70 76							

Non-Div I Games:

Richmond

■ Loss,
■ Non-Conf,
■ S Site,
■ H Home
■ A Away
N Neutral

Average RPI Win: 242	WON-LOST	WINNING	LAST 10	STRENGTH OF	OPP. STRENGTH	TEAM	ADJ.	CONF.	ADJ CONF.
Average RPI Loss: 133	RECORD	PCT. RANK	GAMES	SCHEDULE	OF SCHEDULE	RPI	RPI	RPI	RPI
DIV. I ONLY	18- 4	25	8-2	316	179	102	102	24	24
DIV. I NON-CONF.	7- 2	53	0	333	43	126	126	25	25
TOTALS	RPI 1-25	RPI 26-50	W-L RECORDS	RPI 51-100	RPI 101-150	RPI 150+			
18- 4	0- 1	0- 0	OVERALL	1- 1	0- 1	17- 1			
9- 1	0- 0	0- 0	HOME	0- 1	0- 0	9- 0			
8- 2	0- 1	0- 0	AWAY	1- 0	0- 0	7- 1			
1- 1	0- 0	0- 0	NEUTRAL	0- 0	0- 1	1- 0			
7- 2	0- 1	0- 0	NON-CONFERENCE	0- 0	0- 1	7- 0			
3- 0	0- 0	0- 0	HOME	0- 0	0- 0	3- 0			
3- 1	0- 1	0- 0	AWAY	0- 0	0- 0	3- 0			
1- 1	0- 0	0- 0	NEUTRAL	0- 0	0- 1	1- 0			
11- 2	0- 0	0- 0	CONFERENCE	1- 1	0- 0	10- 1			
6- 1	0- 0	0- 0	HOME	0- 1	0- 0	6- 0			
5- 1	0- 0	0- 0	AWAY	1- 0	0- 0	4- 1			
0- 0	0- 0	0- 0	NEUTRAL	0- 0	0- 0	0- 0			

RPI 1-25				RPI 26-50				RPI 51-100				RPI 101+ Team's RPI: 102			
RPI	S	Opponent	Score	RPI	S	Opponent	Score	RPI	S	Opponent	Score	RPI	S	Opponent	Score
20	A	Princeton	47 80					67	A	Marist	76 72	115	N	North Florida	70 80
								67	H	Marist	58 63	181	H	Quinnipiac	75 59
												194	H	La Salle	70 43
												209	A	Penn St.	78 70
												216	H	Fairfield	60 52
												223	H	Manhattan	76 53
												239	A	Georgetown	65 64
												246	A	Iona	81 37
												265	H	Xavier	64 57
												266	A	Niagara	71 55
												266	H	Niagara	79 75
												267	A	Delaware St.	71 69
												274	N	Lipscomb	81 76
												275	A	Siena	69 38
												275	H	Siena	70 66
												280	H	Monmouth	48 25
												284	H	Wagner	77 63
												330	A	Saint Peter's	56 67
												334	A	Canisius	70 57
LAST 10 Division I															
275	A	Siena	69 38	216	H	Fairfield	60 52								
67	H	Marist	58 63	266	A	Niagara	71 55								
330	A	Saint Peter's	56 67	334	A	Canisius	70 57								
280	H	Monmouth	48 25	275	H	Siena	70 66								
223	H	Manhattan	76 53	67	A	Marist	76 72								

Non-Div I Games:

Rider

■ Loss,
 ■ Non-Conf,
 S Site,
 ■ Home
 ■ Away
 N Neutral

Robert Morris

Through Games Of Feb. 13, 2020

Average RPI Win:	275	WON-LOST	WINNING	LAST 10	STRENGTH OF	OPP. STRENGTH	TEAM	ADJ.	CONF.	ADJ CONF.
Average RPI Loss:	115	RECORD	PCT. RANK	GAMES	SCHEDULE	OF SCHEDULE	RPI	RPI	RPI	RPI
DIV. I ONLY	16- 6	51	10-0	319	248	138	138	30	30	
DIV. I NON-CONF.	4- 6	212	0	144	123	179	179	30	30	
TOTALS	RPI 1-25	RPI 26-50	W-L RECORDS	RPI 51-100	RPI 101-150	RPI 150+				
16- 6	0- 1	0- 1	OVERALL	0- 0	0- 1	16- 3				
8- 2	0- 0	0- 0	HOME	0- 0	0- 0	8- 2				
8- 4	0- 1	0- 1	AWAY	0- 0	0- 1	8- 1				
0- 0	0- 0	0- 0	NEUTRAL	0- 0	0- 0	0- 0				
4- 6	0- 1	0- 1	NON-CONFERENCE	0- 0	0- 1	4- 3				
2- 2	0- 0	0- 0	HOME	0- 0	0- 0	2- 2				
2- 4	0- 1	0- 1	AWAY	0- 0	0- 1	2- 1				
0- 0	0- 0	0- 0	NEUTRAL	0- 0	0- 0	0- 0				
12- 0	0- 0	0- 0	CONFERENCE	0- 0	0- 0	12- 0				
6- 0	0- 0	0- 0	HOME	0- 0	0- 0	6- 0				
6- 0	0- 0	0- 0	AWAY	0- 0	0- 0	6- 0				
0- 0	0- 0	0- 0	NEUTRAL	0- 0	0- 0	0- 0				

RPI 1-25				RPI 26-50				RPI 51-100				RPI 101+ Team's RPI: 138			
RPI	S	Opponent	Score	RPI	S	Opponent	Score	RPI	S	Opponent	Score	RPI	S	Opponent	Score
21	A	TCU	61 66	43	A	James Madison	32 59					105	A	Kent St.	81 82
												164	H	Columbia	59 61
												166	A	Norfolk St.	69 62
												172	A	Rhode Island	59 71
												184	H	Delaware	62 73
												194	A	La Salle	71 68
												197	A	Merrimack	68 62
												197	H	Merrimack	72 50
												245	H	Youngstown St.	58 43
												265	H	Xavier	71 57
												284	A	Wagner	77 35
												284	H	Wagner	51 47
												303	A	Sacred Heart	67 38
												303	H	Sacred Heart	73 43
												313	A	St. Francis Brooklyn	70 59
												313	H	St. Francis Brooklyn	69 44
												315	H	Bryant	69 39
												336	A	LIU Brooklyn	70 59
												345	A	Central Conn. St.	86 56
												345	H	Central Conn. St.	80 42
LAST 10 Division I															
				284	A	Wagner	77 35					336	A	LIU Brooklyn	70 59
				303	A	Sacred Heart	67 38					303	H	Sacred Heart	73 43
				315	H	Bryant	69 39					197	H	Merrimack	72 50
				345	H	Central Conn. St.	80 42					313	H	St. Francis Brooklyn	69 44
				313	A	St. Francis Brooklyn	70 59					284	H	Wagner	51 47

Non-Div I Games: Pitt.-Johnstown 63 30

Robert Morris

■ Loss,
 ■ Non-Conf,
 ■ S Site,
 ■ Home
 ■ A Away
 N Neutral

Average RPI Win:	170	WON-LOST	WINNING	LAST 10	STRENGTH OF	OPP. STRENGTH	TEAM	ADJ.	CONF.	ADJ CONF.
Average RPI Loss:	45	RECORD	PCT. RANK	GAMES	SCHEDULE	OF SCHEDULE	RPI	RPI	RPI	RPI
DIV. I ONLY	17- 7	55	5-5	116	40	54	54	2	2	
DIV. I NON-CONF.	10- 1	20	0	200	126	41	41	2	2	
TOTALS	RPI 1-25	RPI 26-50	W-L RECORDS	RPI 51-100	RPI 101-150	RPI 150+				
17- 7	0- 3	1- 1	OVERALL	3- 3	3- 0	10- 0				
10- 2	0- 1	0- 0	HOME	2- 1	1- 0	7- 0				
5- 5	0- 2	1- 1	AWAY	0- 2	1- 0	3- 0				
2- 0	0- 0	0- 0	NEUTRAL	1- 0	1- 0	0- 0				
10- 1	0- 1	0- 0	NON-CONFERENCE	2- 0	2- 0	6- 0				
7- 0	0- 0	0- 0	HOME	1- 0	1- 0	5- 0				
1- 1	0- 1	0- 0	AWAY	0- 0	0- 0	1- 0				
2- 0	0- 0	0- 0	NEUTRAL	1- 0	1- 0	0- 0				
7- 6	0- 2	1- 1	CONFERENCE	1- 3	1- 0	4- 0				
3- 2	0- 1	0- 0	HOME	1- 1	0- 0	2- 0				
4- 4	0- 1	1- 1	AWAY	0- 2	1- 0	2- 0				
0- 0	0- 0	0- 0	NEUTRAL	0- 0	0- 0	0- 0				

RPI 1-25				RPI 26-50				RPI 51-100 Team's RPI: 54				RPI 101+			
RPI	S	Opponent	Score	RPI	S	Opponent	Score	RPI	S	Opponent	Score	RPI	S	Opponent	Score
3	A	Maryland	50 79	35	A	Michigan	57 71	51	H	Virginia	73 63	101	H	Harvard	74 46
15	H	Indiana	56 66	37	A	Purdue	59 53	62	A	Minnesota	71 73	106	N	Vanderbilt	62 56
23	A	LSU	58 64					81	H	Nebraska	69 65	141	A	Wisconsin	64 61
								89	N	Georgia Tech	46 43	175	A	Illinois	75 51
								90	A	Michigan St.	53 57	175	H	Illinois	72 41
								90	H	Michigan St.	55 66	180	H	Towson	67 53
												209	A	Penn St.	62 57
												209	H	Penn St.	72 39
												237	H	Southern U.	78 58
												247	A	South Alabama	77 56
												250	H	Marshall	66 41
												266	H	Niagara	87 37
												342	H	Coppin St.	107 33
LAST 10 Division I															
90	A	Michigan St.	53 57	35	A	Michigan	57 71	90	H	Michigan St.	55 66				
3	A	Maryland	50 79					209	A	Penn St.	62 57				
209	H	Penn St.	72 39					81	H	Nebraska	69 65				
62	A	Minnesota	71 73					175	A	Illinois	75 51				
175	H	Illinois	72 41												

Non-Div I Games:

Rutgers

■ Loss,
 ■ Non-Conf,
 ■ S Site,
 ■ H Home
 ■ A Away
 N Neutral

SFA										
Average RPI Win:	241	WON-LOST	WINNING	LAST 10	STRENGTH OF	OPP. STRENGTH	TEAM	ADJ.	CONF.	ADJ CONF.
Average RPI Loss:	102	RECORD	PCT. RANK	GAMES	SCHEDULE	OF SCHEDULE	RPI	RPI	RPI	RPI
DIV. I ONLY	16- 4	29	9-1	268	258	92	92	23	23	
DIV. I NON-CONF.	4- 2	90	0	282	154	140	140	23	23	
TOTALS	RPI 1-25	RPI 26-50	W-L RECORDS	RPI 51-100	RPI 101-150	RPI 150+				
16- 4	0- 0	0- 2	OVERALL	0- 0	3- 0	13- 2				
9- 1	0- 0	0- 1	HOME	0- 0	2- 0	7- 0				
6- 3	0- 0	0- 1	AWAY	0- 0	1- 0	5- 2				
1- 0	0- 0	0- 0	NEUTRAL	0- 0	0- 0	1- 0				
4- 2	0- 0	0- 2	NON-CONFERENCE	0- 0	0- 0	4- 0				
1- 1	0- 0	0- 1	HOME	0- 0	0- 0	1- 0				
2- 1	0- 0	0- 1	AWAY	0- 0	0- 0	2- 0				
1- 0	0- 0	0- 0	NEUTRAL	0- 0	0- 0	1- 0				
12- 2	0- 0	0- 0	CONFERENCE	0- 0	3- 0	9- 2				
8- 0	0- 0	0- 0	HOME	0- 0	2- 0	6- 0				
4- 2	0- 0	0- 0	AWAY	0- 0	1- 0	3- 2				
0- 0	0- 0	0- 0	NEUTRAL	0- 0	0- 0	0- 0				

RPI 1-25			RPI 26-50			RPI 51-100			Team's RPI: 92	RPI 101+		
RPI	S	Opponent	Score	RPI	S	Opponent	Score	RPI	S	Opponent	Score	
				45	A	Oklahoma	62 75			111	A	A&M-Corpus Christi 66 44
				49	H	UCF	57 63			111	H	A&M-Corpus Christi 72 49
										127	H	Abilene Christian 69 59
										155	A	New Orleans 50 53
										155	H	New Orleans 59 47
										158	A	Sam Houston St. 55 63
										224	H	Southeastern La. 77 51
										225	H	Central Ark. 102 41
										244	A	Tulsa 67 63
										248	A	Nevada 80 65
										249	A	Lamar University 54 53
										276	N	UC Santa Barbara 67 56
										281	A	Nicholls St. 78 61
										288	H	Incarinate Word 67 45
										318	A	Houston Baptist 59 42
										327	H	Alcorn 67 62
										335	H	Northwestern St. 89 40
										337	H	McNeese 82 51
LAST 10 Division I												
				111	H	A&M-Corpus Christi	72 49			249	A	Lamar University 54 53
				155	H	New Orleans	59 47			335	H	Northwestern St. 89 40
				281	A	Nicholls St.	78 61			288	H	Incarinate Word 67 45
				158	A	Sam Houston St.	55 63			225	H	Central Ark. 102 41
				127	H	Abilene Christian	69 59			111	A	A&M-Corpus Christi 66 44

Non-Div I Games: LSU-Shreveport 75 32 Our Lady of the Lak87 75 Cent. Christian (KS104 46

SFA

Loss, Non-Conf, S Site, H Home A Away N Neutral

SIUE				STRENGTH OF SCHEDULE	OPP. STRENGTH OF SCHEDULE	TEAM RPI	ADJ. RPI	CONF. RPI	ADJ CONF. RPI
Average RPI Win:	332	WON-LOST RECORD	WINNING PCT. RANK						
Average RPI Loss:	173		LAST 10 GAMES						
DIV. I ONLY	3- 20	333	0-10	279	214	339	339	20	20
DIV. I NON-CONF.	2- 8	295	0	272	130	325	325	24	24

TOTALS	RPI 1-25		RPI 26-50	W-L RECORDS	RPI 51-100	RPI 101-150		RPI 150+	
3- 20	0- 0		0- 0	OVERALL	0- 6	0- 3		3- 11	
2- 9	0- 0		0- 0	HOME	0- 3	0- 2		2- 4	
1- 10	0- 0		0- 0	AWAY	0- 3	0- 1		1- 6	
0- 1	0- 0		0- 0	NEUTRAL	0- 0	0- 0		0- 1	
2- 8	0- 0		0- 0	NON-CONFERENCE	0- 4	0- 2		2- 2	
2- 3	0- 0		0- 0	HOME	0- 2	0- 1		2- 0	
0- 4	0- 0		0- 0	AWAY	0- 2	0- 1		0- 1	
0- 1	0- 0		0- 0	NEUTRAL	0- 0	0- 0		0- 1	
1- 12	0- 0		0- 0	CONFERENCE	0- 2	0- 1		1- 9	
0- 6	0- 0		0- 0	HOME	0- 1	0- 1		0- 4	
1- 6	0- 0		0- 0	AWAY	0- 1	0- 0		1- 5	
0- 0	0- 0		0- 0	NEUTRAL	0- 0	0- 0		0- 0	

RPI 1-25				RPI 26-50				RPI 51-100				RPI 101+				Team's RPI: 339	
RPI	S	Opponent	Score	RPI	S	Opponent	Score	RPI	S	Opponent	Score	RPI	S	Opponent	Score		
								61	A	Belmont	48	69	113	H	Southeast Mo. St.	56	66
								70	H	UT Martin	39	79	132	H	Loyola Chicago	50	63
								77	A	Illinois St.	53	74	133	A	Missouri	51	68
								81	A	Nebraska	49	63	152	N	North Ala.	67	85
								86	H	Southern Ill.	67	103	182	A	Austin Peay	61	74
								98	H	Saint Louis	35	68	183	H	Tennessee Tech	50	65
													228	A	Eastern Ill.	71	77
													240	A	Murray St.	60	74
													257	A	Eastern Ky.	46	49
													257	H	Eastern Ky.	38	68
													260	A	Morehead St.	69	75
													260	H	Morehead St.	55	63
													278	H	Jacksonville St.	44	53
													309	A	Georgia St.	73	74
													323	H	Evansville	85	74
													332	H	Purdue Fort Wayne	57	53
													340	A	Tennessee St.	76	63

LAST 10 Division I																	
				228	A	Eastern Ill.	71	77				70	H	UT Martin	39	79	
				257	H	Eastern Ky.	38	68				113	H	Southeast Mo. St.	56	66	
				260	H	Morehead St.	55	63				278	H	Jacksonville St.	44	53	
				240	A	Murray St.	60	74				183	H	Tennessee Tech	50	65	
				182	A	Austin Peay	61	74				257	A	Eastern Ky.	46	49	

Non-Div I Games: Quincy

65 70

SIUE

Loss,
Non-Conf,
S Site,
H Home
A Away
N Neutral

SMU

Average RPI Win: 237

Average RPI Loss: 118

WON-LOST RECORD

WINNING PCT. RANK

LAST 10 GAMES

STRENGTH OF SCHEDULE

OPP. STRENGTH OF SCHEDULE

TEAM RPI

ADJ. RPI

CONF. RPI

ADJ CONF. RPI

DIV. I ONLY

10- 13

221

4-6

174

110

235

235

9

9

DIV. I NON-CONF.

6- 6

164

0

196

243

241

241

9

9

TOTALS

RPI 1-25

RPI 26-50

W-L RECORDS

RPI 51-100

RPI 101-150

RPI 150+

10- 13

0- 2

0- 1

OVERALL

1- 2

0- 4

9- 4

8- 7

0- 2

0- 0

HOME

1- 1

0- 1

7- 3

1- 6

0- 0

0- 1

AWAY

0- 1

0- 3

1- 1

1- 0

0- 0

0- 0

NEUTRAL

0- 0

0- 0

1- 0

6- 6

0- 1

0- 0

NON-CONFERENCE

1- 0

0- 2

5- 3

5- 4

0- 1

0- 0

HOME

1- 0

0- 0

4- 3

0- 2

0- 0

0- 0

AWAY

0- 0

0- 2

0- 0

1- 0

0- 0

0- 0

NEUTRAL

0- 0

0- 0

1- 0

4- 7

0- 1

0- 1

CONFERENCE

0- 2

0- 2

4- 1

3- 3

0- 1

0- 0

HOME

0- 1

0- 1

3- 0

1- 4

0- 0

0- 1

AWAY

0- 1

0- 1

1- 1

0- 0

0- 0

0- 0

NEUTRAL

0- 0

0- 0

0- 0

RPI 1-25

RPI 26-50

RPI 51-100

RPI 101+

Team's RPI: 235

RPI S Opponent Score

RPI S Opponent Score

RPI S Opponent Score

RPI S Opponent Score

8 H UConn 42 80

49 A UCF 57 67

74 A Temple 62 85

107 A Pacific 49 77

21 H TCU 56 57

79 H Rice 55 43

116 A UT Arlington 46 51

82 H Cincinnati 58 73

148 H Tulane 66 67

149 A Memphis 52 57

160 H Wright St. 61 69

162 H Wichita St. 64 44

170 A Houston 53 55

205 H North Dakota 66 51

213 H UTEP 60 56

222 H Northern Colo. 52 61

230 H George Mason 58 59

244 H Tulsa 57 38

272 A East Carolina 55 47

272 H East Carolina 53 45

285 N CSUN 68 58

300 H UC Irvine 59 56

337 H McNeese 81 60

LAST 10 Division I

272 H East Carolina 53 45

82 H Cincinnati 58 73

170 A Houston 53 55

49 A UCF 57 67

162 H Wichita St. 64 44

244 H Tulsa 57 38

149 A Memphis 52 57

148 H Tulane 66 67

74 A Temple 62 85

272 A East Carolina 55 47

Non-Div I Games:

SMU

Sacramento St.

Through Games Of Feb. 13, 2020

Average RPI Win:	255	WON-LOST	WINNING	LAST 10	STRENGTH OF	OPP. STRENGTH	TEAM	ADJ.	CONF.	ADJ CONF.
Average RPI Loss:	184	RECORD	PCT. RANK	GAMES	SCHEDULE	OF SCHEDULE	RPI	RPI	RPI	RPI
DIV. I ONLY	6- 15	289	6-4	276	242	296	296	18	18	
DIV. I NON-CONF.	0- 7	338	0	266	240	342	342	17	17	
TOTALS	RPI 1-25	RPI 26-50	W-L RECORDS	RPI 51-100	RPI 101-150	RPI 150+				
6- 15	0- 1	0- 0	OVERALL	0- 1	0- 2	6- 11				
2- 6	0- 1	0- 0	HOME	0- 1	0- 0	2- 4				
4- 9	0- 0	0- 0	AWAY	0- 0	0- 2	4- 7				
0- 0	0- 0	0- 0	NEUTRAL	0- 0	0- 0	0- 0				
0- 7	0- 1	0- 0	NON-CONFERENCE	0- 0	0- 1	0- 5				
0- 1	0- 1	0- 0	HOME	0- 0	0- 0	0- 0				
0- 6	0- 0	0- 0	AWAY	0- 0	0- 1	0- 5				
0- 0	0- 0	0- 0	NEUTRAL	0- 0	0- 0	0- 0				
6- 8	0- 0	0- 0	CONFERENCE	0- 1	0- 1	6- 6				
2- 5	0- 0	0- 0	HOME	0- 1	0- 0	2- 4				
4- 3	0- 0	0- 0	AWAY	0- 0	0- 1	4- 2				
0- 0	0- 0	0- 0	NEUTRAL	0- 0	0- 0	0- 0				

RPI 1-25				RPI 26-50				RPI 51-100				RPI 101+ Team's RPI: 296			
RPI	S	Opponent	Score	RPI	S	Opponent	Score	RPI	S	Opponent	Score	RPI	S	Opponent	Score
25	H	Ohio St.	74 104					87	H	Montana St.	48 85	123	A	Idaho	44 70
												146	A	San Jose St.	67 73
												161	A	UC Davis	75 77
												169	A	Northern Ariz.	107 114
												169	H	Northern Ariz.	65 85
												171	H	Montana	60 64
												189	A	Southern Utah	71 62
												189	H	Southern Utah	87 82
												193	A	Idaho St.	62 80
												193	H	Idaho St.	51 75
												202	A	Portland St.	73 70
												222	H	Northern Colo.	63 73
												231	A	San Francisco	82 87
												248	A	Nevada	72 83
												306	A	Seattle U	84 88
												308	A	Eastern Wash.	74 67
												310	A	Cal Poly	43 62
												321	A	Weber St.	91 67
												321	H	Weber St.	58 52
LAST 10 Division I															
189	A	Southern Utah	71 62	169	H	Northern Ariz.	65 85								
193	H	Idaho St.	51 75	202	A	Portland St.	73 70								
321	H	Weber St.	58 52	189	H	Southern Utah	87 82								
123	A	Idaho	44 70	222	H	Northern Colo.	63 73								
308	A	Eastern Wash.	74 67	321	A	Weber St.	91 67								

Non-Div I Games: Cal Maritime 86 55 Pacific Union 94 35

Sacramento St.

Loss, Non-Conf, S Site, H Home A Away N Neutral

Sacred Heart

Through Games Of Feb. 13, 2020

Average RPI Win:	306	WON-LOST	WINNING	LAST 10	STRENGTH OF	OPP. STRENGTH	TEAM	ADJ.	CONF.	ADJ CONF.
Average RPI Loss:	180	RECORD	PCT. RANK	GAMES	SCHEDULE	OF SCHEDULE	RPI	RPI	RPI	RPI
DIV. I ONLY	7- 15	276	3-7	288	314	303	303	30	30	
DIV. I NON-CONF.	2- 8	295	0	225	155	299	299	30	30	
TOTALS	RPI 1-25	RPI 26-50	W-L RECORDS	RPI 51-100	RPI 101-150	RPI 150+				
7- 15	0- 0	0- 1	OVERALL	0- 3	0- 3	7- 8				
4- 4	0- 0	0- 0	HOME	0- 0	0- 2	4- 2				
2- 10	0- 0	0- 1	AWAY	0- 2	0- 1	2- 6				
1- 1	0- 0	0- 0	NEUTRAL	0- 1	0- 0	1- 0				
2- 8	0- 0	0- 1	NON-CONFERENCE	0- 3	0- 1	2- 3				
1- 1	0- 0	0- 0	HOME	0- 0	0- 1	1- 0				
0- 6	0- 0	0- 1	AWAY	0- 2	0- 0	0- 3				
1- 1	0- 0	0- 0	NEUTRAL	0- 1	0- 0	1- 0				
5- 7	0- 0	0- 0	CONFERENCE	0- 0	0- 2	5- 5				
3- 3	0- 0	0- 0	HOME	0- 0	0- 1	3- 2				
2- 4	0- 0	0- 0	AWAY	0- 0	0- 1	2- 3				
0- 0	0- 0	0- 0	NEUTRAL	0- 0	0- 0	0- 0				

RPI 1-25				RPI 26-50				RPI 51-100				RPI 101+ Team's RPI: 303			
RPI	S	Opponent	Score	RPI	S	Opponent	Score	RPI	S	Opponent	Score	RPI	S	Opponent	Score
				42	A	Yale	40 87	66	A	Stony Brook	50 54	130	H	Holy Cross	52 65
								69	A	Seton Hall	69 95	138	A	Robert Morris	43 73
								81	N	Nebraska	49 72	138	H	Robert Morris	38 67
												190	H	Mt. St. Mary's	58 67
												197	H	Merrimack	63 60
												209	A	Penn St.	65 88
												221	A	Saint Joseph's	44 71
												251	A	Saint Francis (PA)	58 60
												251	H	Saint Francis (PA)	39 48
												275	A	Siena	57 68
												284	A	Wagner	79 65
												313	A	St. Francis Brooklyn	70 71
												316	H	Hofstra	71 44
												326	A	Fairleigh Dickinson	60 65
												326	H	Fairleigh Dickinson	68 53
												328	N	Detroit Mercy	66 60
												345	A	Central Conn. St.	54 52
												345	H	Central Conn. St.	66 58
LAST 10 Division I															
				251	H	Saint Francis (PA)	39 48	326	H	Fairleigh Dickinson	68 53				
				138	H	Robert Morris	38 67	138	A	Robert Morris	43 73				
				190	H	Mt. St. Mary's	58 67	251	A	Saint Francis (PA)	58 60				
				313	A	St. Francis Brooklyn	70 71	326	A	Fairleigh Dickinson	60 65				
				345	A	Central Conn. St.	54 52	345	H	Central Conn. St.	66 58				

Non-Div I Games: Bridgeport 77 63

Sacred Heart

■ Loss,
 ■ Non-Conf,
 ■ S Site,
 ■ Home
 ■ A Away
 N Neutral

Saint Francis (PA)

Through Games Of Feb. 13, 2020

Average RPI Win:	304	WON-LOST	WINNING	LAST 10	STRENGTH OF	OPP. STRENGTH	TEAM	ADJ.	CONF.	ADJ CONF.
Average RPI Loss:	162	RECORD	PCT. RANK	GAMES	SCHEDULE	OF SCHEDULE	RPI	RPI	RPI	RPI
DIV. I ONLY	11- 13	201	7-3	313	276	251	251	30	30	
DIV. I NON-CONF.	2- 9	304	0	64	134	220	220	30	30	
TOTALS	RPI 1-25	RPI 26-50	W-L RECORDS	RPI 51-100	RPI 101-150	RPI 150+				
11- 13	0- 0	0- 2	OVERALL	0- 4	0- 1	11- 6				
5- 4	0- 0	0- 0	HOME	0- 2	0- 0	5- 2				
5- 8	0- 0	0- 1	AWAY	0- 2	0- 1	5- 4				
1- 1	0- 0	0- 1	NEUTRAL	0- 0	0- 0	1- 0				
2- 9	0- 0	0- 2	NON-CONFERENCE	0- 4	0- 1	2- 2				
0- 3	0- 0	0- 0	HOME	0- 2	0- 0	0- 1				
1- 5	0- 0	0- 1	AWAY	0- 2	0- 1	1- 1				
1- 1	0- 0	0- 1	NEUTRAL	0- 0	0- 0	1- 0				
9- 4	0- 0	0- 0	CONFERENCE	0- 0	0- 0	9- 4				
5- 1	0- 0	0- 0	HOME	0- 0	0- 0	5- 1				
4- 3	0- 0	0- 0	AWAY	0- 0	0- 0	4- 3				
0- 0	0- 0	0- 0	NEUTRAL	0- 0	0- 0	0- 0				

RPI	S	Opponent	Score	RPI	S	Opponent	Score	RPI	S	Opponent	Score	RPI	S	Opponent	Score	Team's RPI: 251
26	N	FGCU	64 97	56	A	West Virginia	45 74	107	A	Duquesne	69 72					
31	A	Virginia Tech	41 105	58	A	South Fla.	23 62	197	H	Merrimack	56 71					
				75	H	Bucknell	46 70	210	N	Stetson	78 73					
				100	H	Liberty	52 71	245	H	Youngstown St.	46 56					
								260	A	Morehead St.	54 65					
								284	A	Wagner	50 55					
								284	H	Wagner	51 50					
								299	A	Vermont	73 69					
								303	A	Sacred Heart	48 39					
								303	H	Sacred Heart	60 58					
								313	A	St. Francis Brooklyn	67 59					
								313	H	St. Francis Brooklyn	82 72					
								315	A	Bryant	63 60					
								315	H	Bryant	64 58					
								326	A	Fairleigh Dickinson	47 56					
								336	A	LIU Brooklyn	53 71					
								345	A	Central Conn. St.	64 52					
								345	H	Central Conn. St.	72 68					
LAST 10 Division I																
303	A	Sacred Heart	48 39	313	A	St. Francis Brooklyn	67 59									
284	A	Wagner	50 55	197	H	Merrimack	56 71									
345	H	Central Conn. St.	72 68	303	H	Sacred Heart	60 58									
315	H	Bryant	64 58	284	H	Wagner	51 50									
336	A	LIU Brooklyn	53 71	313	H	St. Francis Brooklyn	82 72									

Non-Div I Games:

Saint Francis (PA)

■ Loss,
 ■ Non-Conf,
 ■ S Site,
 ■ Home
 ■ Away
 N Neutral

Saint Joseph's

Through Games Of Feb. 13, 2020

Average RPI Win:	194	WON-LOST	WINNING	LAST 10	STRENGTH OF	OPP. STRENGTH	TEAM	ADJ.	CONF.	ADJ CONF.
Average RPI Loss:	120	RECORD	PCT. RANK	GAMES	SCHEDULE	OF SCHEDULE	RPI	RPI	RPI	RPI
DIV. I ONLY	8- 15	263	1-9	105	124	221	221	12	12	
DIV. I NON-CONF.	6- 6	164	0	122	133	161	161	12	12	
TOTALS	RPI 1-25	RPI 26-50	W-L RECORDS	RPI 51-100	RPI 101-150	RPI 150+				
8- 15	0- 0	0- 0	OVERALL	1- 6	2- 4	5- 5				
5- 6	0- 0	0- 0	HOME	1- 3	1- 1	3- 2				
2- 7	0- 0	0- 0	AWAY	0- 2	0- 3	2- 2				
1- 2	0- 0	0- 0	NEUTRAL	0- 1	1- 0	0- 1				
6- 6	0- 0	0- 0	NON-CONFERENCE	1- 4	1- 1	4- 1				
4- 2	0- 0	0- 0	HOME	1- 2	0- 0	3- 0				
1- 2	0- 0	0- 0	AWAY	0- 1	0- 1	1- 0				
1- 2	0- 0	0- 0	NEUTRAL	0- 1	1- 0	0- 1				
2- 9	0- 0	0- 0	CONFERENCE	0- 2	1- 3	1- 4				
1- 4	0- 0	0- 0	HOME	0- 1	1- 1	0- 2				
1- 5	0- 0	0- 0	AWAY	0- 1	0- 2	1- 2				
0- 0	0- 0	0- 0	NEUTRAL	0- 0	0- 0	0- 0				

RPI 1-25			RPI 26-50			RPI 51-100			RPI 101+			Team's RPI: 221
RPI	S	Opponent	Score	RPI	S	Opponent	Score	RPI	S	Opponent	Score	
						55 H Drexel	52 62	101 N Harvard		63 39		
						57 H Dayton	44 59	107 A Duquesne		42 53		
						69 N Seton Hall	39 55	107 H Duquesne		51 58		
						74 H Temple	67 63	119 A Auburn		62 66		
						85 H Penn	45 55	120 H Richmond		67 56		
						97 A Villanova	44 60	121 A VCU		40 47		
						98 A Saint Louis	48 63	151 A Massachusetts		43 61		
								154 H George Washington		50 56		
								164 A Columbia		71 57		
								172 H Rhode Island		47 49		
								194 A La Salle		59 67		
								199 H American		72 51		
								217 N Furman		48 63		
								291 A St. Bonaventure		61 60		
								297 H Navy		49 40		
								303 H Sacred Heart		71 44		
LAST 10 Division I												
107 A Duquesne		42 53	291 A St. Bonaventure		61 60							
98 A Saint Louis		48 63	107 H Duquesne		51 58							
57 H Dayton		44 59	172 H Rhode Island		47 49							
154 H George Washington		50 56	151 A Massachusetts		43 61							
194 A La Salle		59 67	121 A VCU		40 47							

Non-Div I Games:

Saint Joseph's

■ Loss,
 ■ Non-Conf,
 ■ S Site,
 ■ H Home
 ■ A Away
 N Neutral

Saint Louis

Through Games Of Feb. 13, 2020

Average RPI Win:	175	WON-LOST	WINNING	LAST 10	STRENGTH OF	OPP. STRENGTH	TEAM	ADJ.	CONF.	ADJ CONF.
Average RPI Loss:	104	RECORD	PCT. RANK	GAMES	SCHEDULE	OF SCHEDULE	RPI	RPI	RPI	RPI
DIV. I ONLY	14- 10	119	6-4	102	104	98	98	12	12	
DIV. I NON-CONF.	8- 5	117	0	76	78	70	70	12	12	
TOTALS	RPI 1-25	RPI 26-50	W-L RECORDS	RPI 51-100	RPI 101-150	RPI 150+				
14- 10	0- 1	0- 0	OVERALL	4- 3	2- 5	8- 1				
7- 4	0- 1	0- 0	HOME	3- 0	2- 3	2- 0				
7- 6	0- 0	0- 0	AWAY	1- 3	0- 2	6- 1				
0- 0	0- 0	0- 0	NEUTRAL	0- 0	0- 0	0- 0				
8- 5	0- 1	0- 0	NON-CONFERENCE	4- 1	1- 3	3- 0				
4- 2	0- 1	0- 0	HOME	3- 0	1- 1	0- 0				
4- 3	0- 0	0- 0	AWAY	1- 1	0- 2	3- 0				
0- 0	0- 0	0- 0	NEUTRAL	0- 0	0- 0	0- 0				
6- 5	0- 0	0- 0	CONFERENCE	0- 2	1- 2	5- 1				
3- 2	0- 0	0- 0	HOME	0- 0	1- 2	2- 0				
3- 3	0- 0	0- 0	AWAY	0- 2	0- 0	3- 1				
0- 0	0- 0	0- 0	NEUTRAL	0- 0	0- 0	0- 0				

RPI 1-25				RPI 26-50				RPI 51-100 Team's RPI: 98				RPI 101+			
RPI	S	Opponent	Score	RPI	S	Opponent	Score	RPI	S	Opponent	Score	RPI	S	Opponent	Score
20	H	Princeton	50 66					57	A	Dayton	47 48	106	A	Vanderbilt	50 62
								70	H	UT Martin	56 50	107	H	Duquesne	53 50
								77	H	Illinois St.	61 56	113	H	Southeast Mo. St.	76 61
								82	A	Cincinnati	60 50	121	H	VCU	52 65
								86	A	Southern Ill.	53 61	124	H	Davidson	58 65
								96	H	Colgate	61 51	125	H	Kansas	60 68
								99	A	Fordham	54 66	133	A	Missouri	58 83
												154	A	George Washington	59 45
												172	A	Rhode Island	63 72
												194	A	La Salle	77 61
												201	A	Northern Ky.	67 42
												221	H	Saint Joseph's	63 48
												230	A	George Mason	64 51
												273	A	Indiana St.	55 53
												291	H	St. Bonaventure	72 51
												339	A	SIUE	68 35
LAST 10 Division I															
172	A	Rhode Island	63 72	99	A	Fordham	54 66								
230	A	George Mason	64 51	57	A	Dayton	47 48								
221	H	Saint Joseph's	63 48	291	H	St. Bonaventure	72 51								
154	A	George Washington	59 45	121	H	VCU	52 65								
107	H	Duquesne	53 50	194	A	La Salle	77 61								

Non-Div I Games:

Saint Louis

■ Loss,
 ■ Non-Conf,
 ■ S Site,
 ■ H Home
 ■ A Away
 N Neutral

Saint Mary's (CA)

Through Games Of Feb. 13, 2020

Average RPI Win:	207	WON-LOST	WINNING	LAST 10	STRENGTH OF	OPP. STRENGTH	TEAM	ADJ.	CONF.	ADJ CONF.
Average RPI Loss:	108	RECORD	PCT. RANK	GAMES	SCHEDULE	OF SCHEDULE	RPI	RPI	RPI	RPI
DIV. I ONLY	11- 14	216	2-8	90	108	163	163	11	11	
DIV. I NON-CONF.	5- 6	187	0	99	125	172	172	11	11	
TOTALS	RPI 1-25	RPI 26-50	W-L RECORDS	RPI 51-100	RPI 101-150	RPI 150+				
11- 14	1- 2	1- 2	OVERALL	0- 2	0- 5	9- 3				
7- 6	1- 1	1- 1	HOME	0- 1	0- 3	5- 0				
3- 8	0- 1	0- 1	AWAY	0- 1	0- 2	3- 3				
1- 0	0- 0	0- 0	NEUTRAL	0- 0	0- 0	1- 0				
5- 6	0- 1	1- 2	NON-CONFERENCE	0- 0	0- 1	4- 2				
4- 2	0- 1	1- 1	HOME	0- 0	0- 0	3- 0				
0- 4	0- 0	0- 1	AWAY	0- 0	0- 1	0- 2				
1- 0	0- 0	0- 0	NEUTRAL	0- 0	0- 0	1- 0				
6- 8	1- 1	0- 0	CONFERENCE	0- 2	0- 4	5- 1				
3- 4	1- 0	0- 0	HOME	0- 1	0- 3	2- 0				
3- 4	0- 1	0- 0	AWAY	0- 1	0- 1	3- 1				
0- 0	0- 0	0- 0	NEUTRAL	0- 0	0- 0	0- 0				

RPI 1-25				RPI 26-50				RPI 51-100				RPI 101+ Team's RPI: 163			
RPI	S	Opponent	Score	RPI	S	Opponent	Score	RPI	S	Opponent	Score	RPI	S	Opponent	Score
12	A	Gonzaga	49 74	30	H	Western Ky.	80 73	68	A	BYU	39 60	107	H	Pacific	66 68
12	H	Gonzaga	70 60	32	H	Marquette	63 77	68	H	BYU	55 65	109	H	San Diego	54 72
16	H	NC State	70 87	49	A	UCF	58 67					125	A	Kansas	81 86
												145	A	Portland	65 78
												145	H	Portland	53 72
												161	H	UC Davis	83 74
												187	A	Pepperdine	64 73
												187	H	Pepperdine	85 78
												203	A	Wyoming	67 69
												206	A	Santa Clara	95 87
												231	A	San Francisco	86 79
												248	A	Nevada	72 78
												276	H	UC Santa Barbara	64 43
												286	A	LMU (CA)	70 61
												286	H	LMU (CA)	86 70
												291	N	St. Bonaventure	72 57
												310	H	Cal Poly	84 67
LAST 10 Division I															
68	A	BYU	39 60	107	H	Pacific	66 68								
12	H	Gonzaga	70 60	68	H	BYU	55 65								
145	H	Portland	53 72	109	H	San Diego	54 72								
187	A	Pepperdine	64 73	145	A	Portland	65 78								
286	A	LMU (CA)	70 61	12	A	Gonzaga	49 74								

Non-Div I Games:

Saint Mary's (CA)

■ Loss,
 ■ Non-Conf, S Site,
 ■ Home
 ■ Away
 N Neutral

Average RPI Win: 274		WON-LOST	WINNING	LAST 10	STRENGTH OF	OPP. STRENGTH	TEAM	ADJ.	CONF.	ADJ CONF.
Average RPI Loss: 240		RECORD	PCT. RANK	GAMES	SCHEDULE	OF SCHEDULE	RPI	RPI	RPI	RPI
DIV. I ONLY		6- 16	298	2-8	345	323	330	330	24	24
DIV. I NON-CONF.		3- 6	235	0	345	347	328	328	25	25
TOTALS		RPI 1-25	RPI 26-50	W-L RECORDS	RPI 51-100	RPI 101-150	RPI 150+			
6- 16	0- 0		0- 0	OVERALL	0- 1	1- 1	5- 14			
3- 6	0- 0		0- 0	HOME	0- 0	1- 1	2- 5			
3- 10	0- 0		0- 0	AWAY	0- 1	0- 0	3- 9			
0- 0	0- 0		0- 0	NEUTRAL	0- 0	0- 0	0- 0			
3- 6	0- 0		0- 0	NON-CONFERENCE	0- 0	0- 1	3- 5			
1- 2	0- 0		0- 0	HOME	0- 0	0- 1	1- 1			
2- 4	0- 0		0- 0	AWAY	0- 0	0- 0	2- 4			
0- 0	0- 0		0- 0	NEUTRAL	0- 0	0- 0	0- 0			
3- 10	0- 0		0- 0	CONFERENCE	0- 1	1- 0	2- 9			
2- 4	0- 0		0- 0	HOME	0- 0	1- 0	1- 4			
1- 6	0- 0		0- 0	AWAY	0- 1	0- 0	1- 5			
0- 0	0- 0		0- 0	NEUTRAL	0- 0	0- 0	0- 0			

RPI 1-25				RPI 26-50				RPI 51-100				RPI 101+				Team's RPI: 330	
RPI	S	Opponent	Score	RPI	S	Opponent	Score	RPI	S	Opponent	Score	RPI	S	Opponent	Score		
								67	A	Marist	76	96	102	H	Rider	67	56
													129	H	Lehigh	71	80
													181	H	Quinnipiac	64	91
													216	A	Fairfield	48	67
													223	A	Manhattan	64	68
													223	H	Manhattan	52	85
													246	A	Iona	59	69
													254	H	Morgan St.	78	77
													255	A	Howard	80	92
													266	A	Niagara	89	97
													266	H	Niagara	64	68
													267	A	Delaware St.	66	89
													275	H	Siena	87	83
													280	A	Monmouth	57	59
													280	H	Monmouth	67	81
													284	A	Wagner	89	90
													326	H	Fairleigh Dickinson	71	77
													329	A	NJIT	73	76
													334	A	Canisius	86	68
													336	A	LIU Brooklyn	89	74
													342	A	Coppin St.	82	57
LAST 10 Division I																	
				266	H	Niagara	64	68	334	A	Canisius	86	68				
				280	A	Monmouth	57	59	266	A	Niagara	89	97				
				102	H	Rider	67	56	246	A	Iona	59	69				
				223	A	Manhattan	64	68	280	H	Monmouth	67	81				
				181	H	Quinnipiac	64	91	216	A	Fairfield	48	67				

Non-Div I Games:

Saint Peter's

Loss, Non-Conf, S Site, H Home A Away N Neutral

Average RPI Win:	248	WON-LOST	WINNING	LAST 10	STRENGTH OF	OPP. STRENGTH	TEAM	ADJ.	CONF.	ADJ CONF.
Average RPI Loss:	174	RECORD	PCT. RANK	GAMES	SCHEDULE	OF SCHEDULE	RPI	RPI	RPI	RPI
DIV. I ONLY	13- 7	83	7-3	314	247	158	158	23	23	
DIV. I NON-CONF.	2- 4	235	0	298	139	252	252	23	23	
TOTALS	RPI 1-25	RPI 26-50	W-L RECORDS	RPI 51-100	RPI 101-150	RPI 150+				
13- 7	0- 0	0- 1	OVERALL	1- 0	0- 3	12- 3				
6- 2	0- 0	0- 0	HOME	1- 0	0- 1	5- 1				
7- 5	0- 0	0- 1	AWAY	0- 0	0- 2	7- 2				
0- 0	0- 0	0- 0	NEUTRAL	0- 0	0- 0	0- 0				
2- 4	0- 0	0- 1	NON-CONFERENCE	0- 0	0- 1	2- 2				
1- 0	0- 0	0- 0	HOME	0- 0	0- 0	1- 0				
1- 4	0- 0	0- 1	AWAY	0- 0	0- 1	1- 2				
0- 0	0- 0	0- 0	NEUTRAL	0- 0	0- 0	0- 0				
11- 3	0- 0	0- 0	CONFERENCE	1- 0	0- 2	10- 1				
5- 2	0- 0	0- 0	HOME	1- 0	0- 1	4- 1				
6- 1	0- 0	0- 0	AWAY	0- 0	0- 1	6- 0				
0- 0	0- 0	0- 0	NEUTRAL	0- 0	0- 0	0- 0				

RPI 1-25				RPI 26-50				RPI 51-100				RPI 101+ Team's RPI: 158			
RPI	S	Opponent	Score	RPI	S	Opponent	Score	RPI	S	Opponent	Score	RPI	S	Opponent	Score
				45	A	Oklahoma	71 95	92	H	SFA	63 55	111	A	A&M-Corpus Christi	54 57
												127	H	Abilene Christian	73 81
												150	A	Texas Tech	57 99
												155	A	New Orleans	78 46
												195	H	Louisiana	77 73
												215	A	Oral Roberts	41 64
												224	A	Southeastern La.	84 69
												224	H	Southeastern La.	81 75
												225	A	Central Ark.	72 54
												249	H	Lamar University	68 47
												281	A	Nicholls St.	80 77
												281	H	Nicholls St.	87 71
												282	A	Ole Miss	69 75
												288	H	Incarinate Word	74 77
												304	A	UTSA	81 77
												318	A	Houston Baptist	97 69
												335	A	Northwestern St.	79 69
												337	H	McNeese	92 59
LAST 10 Division I															
				224	H	Southeastern La.	81 75	127	H	Abilene Christian	73 81				
				281	A	Nicholls St.	80 77	318	A	Houston Baptist	97 69				
				288	H	Incarinate Word	74 77	249	H	Lamar University	68 47				
				92	H	SFA	63 55	225	A	Central Ark.	72 54				
				111	A	A&M-Corpus Christi	54 57	224	A	Southeastern La.	84 69				

Non-Div I Games: Jarvis Christian 114 46 Howard Payne 91 49 Wiley 102 52

Sam Houston St.

Loss, Non-Conf, S Site, H Home A Away N Neutral

Average RPI Win: 259	WON-LOST	WINNING	LAST 10	STRENGTH OF	OPP. STRENGTH	TEAM	ADJ.	CONF.	ADJ CONF.
Average RPI Loss: 128	RECORD	PCT. RANK	GAMES	SCHEDULE	OF SCHEDULE	RPI	RPI	RPI	RPI
DIV. I ONLY	10- 13	221	7-3	129	271	173	173	26	26
DIV. I NON-CONF.	4- 10	259	1-0	56	230	154	154	21	21
TOTALS	RPI 1-25	RPI 26-50	W-L RECORDS	RPI 51-100	RPI 101-150	RPI 150+			
10- 13	0- 1	0- 2	OVERALL	0- 3	1- 2	9- 5			
3- 5	0- 0	0- 1	HOME	0- 1	0- 0	3- 3			
6- 8	0- 1	0- 1	AWAY	0- 2	1- 2	5- 2			
1- 0	0- 0	0- 0	NEUTRAL	0- 0	0- 0	1- 0			
4- 10	0- 1	0- 2	NON-CONFERENCE	0- 3	0- 2	4- 2			
0- 3	0- 0	0- 1	HOME	0- 1	0- 0	0- 1			
3- 7	0- 1	0- 1	AWAY	0- 2	0- 2	3- 1			
1- 0	0- 0	0- 0	NEUTRAL	0- 0	0- 0	1- 0			
6- 3	0- 0	0- 0	CONFERENCE	0- 0	1- 0	5- 3			
3- 2	0- 0	0- 0	HOME	0- 0	0- 0	3- 2			
3- 1	0- 0	0- 0	AWAY	0- 0	1- 0	2- 1			
0- 0	0- 0	0- 0	NEUTRAL	0- 0	0- 0	0- 0			

RPI 1-25				RPI 26-50				RPI 51-100				RPI 101+ Team's RPI: 173			
RPI	S	Opponent	Score	RPI	S	Opponent	Score	RPI	S	Opponent	Score	RPI	S	Opponent	Score
24	A	Florida St.	59 88	27	A	Kentucky	49 79	52	H	Troy	65 74	118	A	UAB	69 76
				30	H	Western Ky.	84 88	70	A	UT Martin	75 80	140	A	Florida	48 84
								99	A	Fordham	37 68	147	A	UNC Greensboro	56 42
												152	A	North Ala.	79 63
												183	H	Tennessee Tech	57 72
												214	H	Chattanooga	60 46
												217	A	Furman	69 77
												217	H	Furman	59 72
												229	A	Kennesaw St.	55 60
												240	A	Murray St.	84 56
												264	A	Wofford	74 58
												264	H	Wofford	63 69
												279	H	ETSU	68 34
												316	H	Mercer	72 64
												316	N	Hofstra	65 45
												322	A	Alabama St.	83 48
												338	A	Western Caro.	62 50
LAST 10 Division I															
264	H	Wofford	63 69	214	H	Chattanooga	60 46								
217	H	Furman	59 72	316	H	Mercer	72 64								
147	A	UNC Greensboro	56 42	217	A	Furman	69 77								
338	A	Western Caro.	62 50	264	A	Wofford	74 58								
279	H	ETSU	68 34	316	N	Hofstra	65 45								

Non-Div I Games: Montevallo 81 60

Samford

■ Loss,
 ■ Non-Conf,
 ■ S Site,
 ■ Home
 ■ A Away
 N Neutral

Average RPI Win:	197	WON-LOST	WINNING	LAST 10	STRENGTH OF	OPP. STRENGTH	TEAM	ADJ.	CONF.	ADJ CONF.
Average RPI Loss:	119	RECORD	PCT. RANK	GAMES	SCHEDULE	OF SCHEDULE	RPI	RPI	RPI	RPI
DIV. I ONLY	14- 9	105	7-3	109	140	109	109	11	11	
DIV. I NON-CONF.	5- 5	164	0	240	305	243	243	11	11	
TOTALS	RPI 1-25	RPI 26-50	W-L RECORDS	RPI 51-100	RPI 101-150	RPI 150+				
14- 9	0- 2	0- 0	OVERALL	1- 1	4- 4	9- 2				
8- 5	0- 1	0- 0	HOME	1- 0	2- 3	5- 1				
6- 4	0- 1	0- 0	AWAY	0- 1	2- 1	4- 1				
0- 0	0- 0	0- 0	NEUTRAL	0- 0	0- 0	0- 0				
5- 5	0- 0	0- 0	NON-CONFERENCE	0- 0	0- 4	5- 1				
3- 4	0- 0	0- 0	HOME	0- 0	0- 3	3- 1				
2- 1	0- 0	0- 0	AWAY	0- 0	0- 1	2- 0				
0- 0	0- 0	0- 0	NEUTRAL	0- 0	0- 0	0- 0				
9- 4	0- 2	0- 0	CONFERENCE	1- 1	4- 0	4- 1				
5- 1	0- 1	0- 0	HOME	1- 0	2- 0	2- 0				
4- 3	0- 1	0- 0	AWAY	0- 1	2- 0	2- 1				
0- 0	0- 0	0- 0	NEUTRAL	0- 0	0- 0	0- 0				

RPI	S	Opponent	Score	RPI	S	Opponent	Score	RPI	S	Opponent	Score	RPI	S	Opponent	Score	Team's RPI: 109
12	A	Gonzaga	46 57					68	A	BYU	36 52	107	A	Pacific	66 64	
12	H	Gonzaga	42 57					68	H	BYU	51 45	107	H	Pacific	66 61	
												123	H	Idaho	32 65	
												135	H	Washington	47 65	
												145	A	Portland	62 58	
												145	H	Portland	74 55	
												146	A	San Jose St.	82 88	
												150	H	Texas Tech	60 64	
												163	A	Saint Mary's (CA)	72 54	
												180	H	Towson	81 67	
												187	A	Pepperdine	57 73	
												206	H	Santa Clara	50 47	
												231	H	San Francisco	54 50	
												241	H	Cal St. Fullerton	67 72	
												243	A	San Diego St.	70 47	
												280	H	Monmouth	57 49	
												285	H	CSUN	59 40	
												286	A	LMU (CA)	67 59	
												312	A	Air Force	70 59	
LAST 10 Division I																
107	H	Pacific	66 61	206	H	Santa Clara	50 47	107	A	Pacific	66 64					
68	H	BYU	51 45	163	A	Saint Mary's (CA)	72 54	68	A	BYU	36 52					
145	A	Portland	62 58	12	H	Gonzaga	42 57									
231	H	San Francisco	54 50													

Non-Div I Games: Biola 81 28

San Diego

■ Loss,
 ■ Non-Conf,
 ■ S Site,
 ■ Home
 ■ Away
 N Neutral

Average RPI Win:	239	WON-LOST	WINNING	LAST 10	STRENGTH OF	OPP. STRENGTH	TEAM	ADJ.	CONF.	ADJ CONF.
Average RPI Loss:	188	RECORD	PCT. RANK	GAMES	SCHEDULE	OF SCHEDULE	RPI	RPI	RPI	RPI
DIV. I ONLY	11- 14	216	5-5	221	255	243	243	17	17	
DIV. I NON-CONF.	4- 7	225	0	276	318	297	297	22	22	
TOTALS	RPI 1-25	RPI 26-50	W-L RECORDS	RPI 51-100	RPI 101-150	RPI 150+				
11- 14	0- 0	0- 0	OVERALL	0- 2	0- 4	11- 8				
7- 7	0- 0	0- 0	HOME	0- 1	0- 2	7- 4				
4- 7	0- 0	0- 0	AWAY	0- 1	0- 2	4- 4				
0- 0	0- 0	0- 0	NEUTRAL	0- 0	0- 0	0- 0				
4- 7	0- 0	0- 0	NON-CONFERENCE	0- 0	0- 2	4- 5				
2- 5	0- 0	0- 0	HOME	0- 0	0- 2	2- 3				
2- 2	0- 0	0- 0	AWAY	0- 0	0- 0	2- 2				
0- 0	0- 0	0- 0	NEUTRAL	0- 0	0- 0	0- 0				
7- 7	0- 0	0- 0	CONFERENCE	0- 2	0- 2	7- 3				
5- 2	0- 0	0- 0	HOME	0- 1	0- 0	5- 1				
2- 5	0- 0	0- 0	AWAY	0- 1	0- 2	2- 2				
0- 0	0- 0	0- 0	NEUTRAL	0- 0	0- 0	0- 0				

RPI S	Opponent	Score	RPI S	Opponent	Score	RPI S	Opponent	Score	RPI S	Opponent	Score	Team's RPI: 243
						53	A Fresno St.	54 79	109	H San Diego	47 70	
						53	H Fresno St.	60 65	126	A Boise St.	72 86	
									134	H California	48 74	
									146	A San Jose St.	67 84	
									176	A Hawaii	58 61	
									179	H UNLV	48 39	
									180	H Towson	80 72	
									203	A Wyoming	67 81	
									203	H Wyoming	67 60	
									208	A New Mexico	67 58	
									208	H New Mexico	75 74	
									241	H Cal St. Fullerton	55 45	
									242	H Arkansas St.	62 71	
									248	A Nevada	69 70	
									253	H Colorado St.	59 49	
									270	H Alabama A&M	53 61	
									276	A UC Santa Barbara	52 64	
									285	H CSUN	69 74	
									288	A Incarnate Word	57 48	
									290	A Utah St.	59 51	
									290	H Utah St.	66 62	
									292	A California Baptist	80 68	
									312	H Air Force	49 51	
LAST 10 Division I												
			208	A New Mexico	67 58	203	A Wyoming	67 81				
			312	H Air Force	49 51	248	A Nevada	69 70				
			290	A Utah St.	59 51	53	H Fresno St.	60 65				
			208	H New Mexico	75 74	126	A Boise St.	72 86				
			179	H UNLV	48 39	203	H Wyoming	67 60				

Non-Div I Games: Westcliff 77 56

San Diego St.

■ Loss,
 ■ Non-Conf,
 ■ S Site,
 ■ Home
 ■ A Away
 N Neutral

San Francisco

Through Games Of Feb. 13, 2020

Average RPI Win:	252	WON-LOST	WINNING	LAST 10	STRENGTH OF	OPP. STRENGTH	TEAM	ADJ.	CONF.	ADJ CONF.
Average RPI Loss:	120	RECORD	PCT. RANK	GAMES	SCHEDULE	OF SCHEDULE	RPI	RPI	RPI	RPI
DIV. I ONLY	9- 16	260	2-8	138	132	231	231	11	11	
DIV. I NON-CONF.	7- 5	131	0	142	218	133	133	11	11	
TOTALS	RPI 1-25	RPI 26-50	W-L RECORDS	RPI 51-100	RPI 101-150	RPI 150+				
9- 16	0- 4	0- 0	OVERALL	0- 1	0- 5	9- 6				
4- 8	0- 2	0- 0	HOME	0- 0	0- 3	4- 3				
2- 7	0- 1	0- 0	AWAY	0- 1	0- 2	2- 3				
3- 1	0- 1	0- 0	NEUTRAL	0- 0	0- 0	3- 0				
7- 5	0- 2	0- 0	NON-CONFERENCE	0- 0	0- 2	7- 1				
3- 2	0- 1	0- 0	HOME	0- 0	0- 1	3- 0				
1- 2	0- 0	0- 0	AWAY	0- 0	0- 1	1- 1				
3- 1	0- 1	0- 0	NEUTRAL	0- 0	0- 0	3- 0				
2- 11	0- 2	0- 0	CONFERENCE	0- 1	0- 3	2- 5				
1- 6	0- 1	0- 0	HOME	0- 0	0- 2	1- 3				
1- 5	0- 1	0- 0	AWAY	0- 1	0- 1	1- 2				
0- 0	0- 0	0- 0	NEUTRAL	0- 0	0- 0	0- 0				

RPI 1-25				RPI 26-50				RPI 51-100				RPI 101+ Team's RPI: 231			
RPI	S	Opponent	Score	RPI	S	Opponent	Score	RPI	S	Opponent	Score	RPI	S	Opponent	Score
10	H	Stanford	71 97					68	A	BYU	44 57	107	H	Pacific	61 84
11	N	Mississippi St.	38 73									109	A	San Diego	50 54
12	A	Gonzaga	38 56									123	H	Idaho	60 66
12	H	Gonzaga	46 69									135	A	Washington	54 73
												145	H	Portland	66 73
												161	A	UC Davis	67 79
												163	H	Saint Mary's (CA)	79 86
												170	N	Houston	80 57
												187	A	Pepperdine	70 82
												187	H	Pepperdine	64 70
												206	A	Santa Clara	72 66
												206	H	Santa Clara	72 80
												222	A	Northern Colo.	90 83
												241	H	Cal St. Fullerton	71 63
												261	N	Bowling Green	64 56
												285	H	CSUN	79 61
												286	A	LMU (CA)	69 76
												286	H	LMU (CA)	70 68
												296	H	Sacramento St.	87 82
												300	N	UC Irvine	68 61
LAST 10 Division I															
12	A	Gonzaga	38 56	68	A	BYU	44 57								
286	H	LMU (CA)	70 68	12	H	Gonzaga	46 69								
187	H	Pepperdine	64 70	145	H	Portland	66 73								
206	A	Santa Clara	72 66	187	A	Pepperdine	70 82								
109	A	San Diego	50 54	286	A	LMU (CA)	69 76								

Non-Div I Games:

San Francisco

■ Loss,
 ■ Non-Conf,
 ■ S Site,
 ■ Home
 ■ Away
 N Neutral

Average RPI Win:	227	WON-LOST	WINNING	LAST 10	STRENGTH OF	OPP. STRENGTH	TEAM	ADJ.	CONF.	ADJ CONF.
Average RPI Loss:	170	RECORD	PCT. RANK	GAMES	SCHEDULE	OF SCHEDULE	RPI	RPI	RPI	RPI
DIV. I ONLY	14- 9	105	6-4	222	218	146	146	17	17	
DIV. I NON-CONF.	5- 5	164	0	295	212	240	240	22	22	
TOTALS	RPI 1-25	RPI 26-50	W-L RECORDS	RPI 51-100	RPI 101-150	RPI 150+				
14- 9	0- 0	0- 0	OVERALL	0- 3	3- 0	11- 6				
8- 2	0- 0	0- 0	HOME	0- 1	3- 0	5- 1				
6- 5	0- 0	0- 0	AWAY	0- 1	0- 0	6- 4				
0- 2	0- 0	0- 0	NEUTRAL	0- 1	0- 0	0- 1				
5- 5	0- 0	0- 0	NON-CONFERENCE	0- 1	2- 0	3- 4				
4- 0	0- 0	0- 0	HOME	0- 0	2- 0	2- 0				
1- 3	0- 0	0- 0	AWAY	0- 0	0- 0	1- 3				
0- 2	0- 0	0- 0	NEUTRAL	0- 1	0- 0	0- 1				
9- 4	0- 0	0- 0	CONFERENCE	0- 2	1- 0	8- 2				
4- 2	0- 0	0- 0	HOME	0- 1	1- 0	3- 1				
5- 2	0- 0	0- 0	AWAY	0- 1	0- 0	5- 1				
0- 0	0- 0	0- 0	NEUTRAL	0- 0	0- 0	0- 0				

RPI S	Opponent	Score	RPI S	Opponent	Score	RPI S	Opponent	Score	RPI S	Opponent	Score	Team's RPI: 146
						53 A	Fresno St.	76 78	109 H	San Diego	88 82	
						53 H	Fresno St.	76 85	122 H	Buffalo	95 88	
						68 N	BYU	56 75	126 H	Boise St.	74 61	
									169 N	Northern Ariz.	64 67	
									179 H	UNLV	62 60	
									203 A	Wyoming	45 80	
									206 A	Santa Clara	81 89	
									208 A	New Mexico	81 80	
									208 H	New Mexico	89 85	
									227 A	CSU Bakersfield	71 75	
									243 H	San Diego St.	84 67	
									248 A	Nevada	72 70	
									248 H	Nevada	76 80	
									253 A	Colorado St.	58 53	
									276 A	UC Santa Barbara	73 70	
									290 A	Utah St.	76 61	
									296 H	Sacramento St.	73 67	
									300 A	UC Irvine	77 79	
									308 H	Eastern Wash.	84 66	
									312 A	Air Force	68 60	
LAST 10 Division I												
			53 A	Fresno St.	76 78		208 H	New Mexico	89 85			
			248 H	Nevada	76 80		179 H	UNLV	62 60			
			203 A	Wyoming	45 80		253 A	Colorado St.	58 53			
			126 H	Boise St.	74 61		248 A	Nevada	72 70			
			312 A	Air Force	68 60		53 H	Fresno St.	76 85			

Non-Div I Games: La Verne 128 62

San Jose St.

Santa Clara

Through Games Of Feb. 13, 2020

Average RPI Win:	180	WON-LOST	WINNING	LAST 10	STRENGTH OF	OPP. STRENGTH	TEAM	ADJ.	CONF.	ADJ CONF.
Average RPI Loss:	143	RECORD	PCT. RANK	GAMES	SCHEDULE	OF SCHEDULE	RPI	RPI	RPI	RPI
DIV. I ONLY	8- 15	263	1-9	108	123	206	206	11	11	
DIV. I NON-CONF.	5- 5	164	0	47	156	90	90	11	11	
TOTALS	RPI 1-25	RPI 26-50	W-L RECORDS	RPI 51-100	RPI 101-150	RPI 150+				
8- 15	0- 3	0- 0	OVERALL	1- 1	2- 4	5- 7				
4- 6	0- 1	0- 0	HOME	1- 0	2- 1	1- 4				
3- 8	0- 2	0- 0	AWAY	0- 1	0- 3	3- 2				
1- 1	0- 0	0- 0	NEUTRAL	0- 0	0- 0	1- 1				
5- 5	0- 2	0- 0	NON-CONFERENCE	1- 0	1- 1	3- 2				
2- 1	0- 0	0- 0	HOME	1- 0	1- 0	0- 1				
2- 3	0- 2	0- 0	AWAY	0- 0	0- 1	2- 0				
1- 1	0- 0	0- 0	NEUTRAL	0- 0	0- 0	1- 1				
3- 10	0- 1	0- 0	CONFERENCE	0- 1	1- 3	2- 5				
2- 5	0- 1	0- 0	HOME	0- 0	1- 1	1- 3				
1- 5	0- 0	0- 0	AWAY	0- 1	0- 2	1- 2				
0- 0	0- 0	0- 0	NEUTRAL	0- 0	0- 0	0- 0				

RPI 1-25				RPI 26-50				RPI 51-100				RPI 101+ Team's RPI: 206			
RPI	S	Opponent	Score	RPI	S	Opponent	Score	RPI	S	Opponent	Score	RPI	S	Opponent	Score
4	A	Missouri St.	64 71					53	H	Fresno St.	90 66	107	H	Pacific	75 65
12	H	Gonzaga	52 67					68	A	BYU	48 71	109	A	San Diego	47 50
22	A	Arizona	52 65									134	A	California	65 69
												145	A	Portland	62 84
												145	H	Portland	77 80
												146	H	San Jose St.	89 81
												161	A	UC Davis	62 61
												163	H	Saint Mary's (CA)	87 95
												171	N	Montana	68 58
												184	N	Delaware	80 81
												187	A	Pepperdine	71 79
												187	H	Pepperdine	61 79
												231	A	San Francisco	80 72
												231	H	San Francisco	66 72
												262	H	Long Beach St.	46 54
												285	A	CSUN	76 55
												286	A	LMU (CA)	59 75
												286	H	LMU (CA)	76 60
LAST 10 Division I															
145	A	Portland	62 84	109	A	San Diego	47 50								
187	H	Pepperdine	61 79	145	H	Portland	77 80								
286	H	LMU (CA)	76 60	12	H	Gonzaga	52 67								
231	H	San Francisco	66 72	286	A	LMU (CA)	59 75								
68	A	BYU	48 71	187	A	Pepperdine	71 79								

Non-Div I Games: UC Santa Cruz 109 51

Santa Clara

Loss, Non-Conf, S Site, H Home A Away N Neutral

Average RPI Win:	298	WON-LOST	WINNING	LAST 10	STRENGTH OF	OPP. STRENGTH	TEAM	ADJ.	CONF.	ADJ CONF.
Average RPI Loss:	221	RECORD	PCT. RANK	GAMES	SCHEDULE	OF SCHEDULE	RPI	RPI	RPI	RPI
DIV. I ONLY	8- 12	240	5-5	329	344	306	306	31	31	
DIV. I NON-CONF.	3- 7	252	0	253	312	292	292	32	32	
TOTALS	RPI 1-25	RPI 26-50	W-L RECORDS	RPI 51-100	RPI 101-150	RPI 150+				
8- 12	0- 0	0- 0	OVERALL	0- 1	0- 2	8- 9				
6- 4	0- 0	0- 0	HOME	0- 1	0- 1	6- 2				
2- 8	0- 0	0- 0	AWAY	0- 0	0- 1	2- 7				
0- 0	0- 0	0- 0	NEUTRAL	0- 0	0- 0	0- 0				
3- 7	0- 0	0- 0	NON-CONFERENCE	0- 1	0- 2	3- 4				
2- 2	0- 0	0- 0	HOME	0- 1	0- 1	2- 0				
1- 5	0- 0	0- 0	AWAY	0- 0	0- 1	1- 4				
0- 0	0- 0	0- 0	NEUTRAL	0- 0	0- 0	0- 0				
5- 5	0- 0	0- 0	CONFERENCE	0- 0	0- 0	5- 5				
4- 2	0- 0	0- 0	HOME	0- 0	0- 0	4- 2				
1- 3	0- 0	0- 0	AWAY	0- 0	0- 0	1- 3				
0- 0	0- 0	0- 0	NEUTRAL	0- 0	0- 0	0- 0				

RPI 1-25			RPI 26-50			RPI 51-100			RPI 101+			Team's RPI: 306
RPI	S	Opponent	Score	RPI	S	Opponent	Score	RPI	S	Opponent	Score	
						87 H Montana St.	65 73	123 H Idaho			84 90	
								135 A Washington			46 78	
								169 A Northern Ariz.			80 88	
								193 A Idaho St.			48 73	
								218 H Grand Canyon			48 56	
								227 H CSU Bakersfield			63 57	
								233 H UMKC			65 76	
								241 A Cal St. Fullerton			63 81	
								262 H Long Beach St.			66 54	
								290 A Utah St.			63 70	
								292 A California Baptist			83 49	
								296 H Sacramento St.			88 84	
								310 A Cal Poly			72 49	
								314 A UTRGV			81 85	
								320 A Utah Valley			58 70	
								320 H Utah Valley			82 80	
								325 A New Mexico St.			65 83	
								325 H New Mexico St.			67 57	
								350 H Chicago St.			80 51	
LAST 10 Division I												
325 H		New Mexico St.	67 57	325 A		New Mexico St.	65 83					
320 H		Utah Valley	82 80	314 A		UTRGV	81 85					
292 A		California Baptist	83 49	320 A		Utah Valley	58 70					
227 H		CSU Bakersfield	63 57	350 H		Chicago St.	80 51					
218 H		Grand Canyon	48 56	233 H		UMKC	65 76					

Non-Div I Games: Warner Pacific 89 47 Saint Martin's 91 81 Central Wash. 75 65

Seattle U

Seton Hall

Through Games Of Feb. 13, 2020

Average RPI Win:	168	WON-LOST	WINNING	LAST 10	STRENGTH OF	OPP. STRENGTH	TEAM	ADJ.	CONF.	ADJ CONF.
Average RPI Loss:	53	RECORD	PCT. RANK	GAMES	SCHEDULE	OF SCHEDULE	RPI	RPI	RPI	RPI
DIV. I ONLY	15- 9	94	6-4	49	74	69	69	6	6	
DIV. I NON-CONF.	7- 4	100	0	60	147	84	84	6	6	
TOTALS	RPI 1-25	RPI 26-50	W-L RECORDS	RPI 51-100	RPI 101-150	RPI 150+				
15- 9	0- 4	2- 1	OVERALL	2- 3	3- 1	8- 0				
8- 5	0- 3	2- 0	HOME	0- 2	2- 0	4- 0				
5- 3	0- 1	0- 1	AWAY	2- 0	0- 1	3- 0				
2- 1	0- 0	0- 0	NEUTRAL	0- 1	1- 0	1- 0				
7- 4	0- 2	0- 0	NON-CONFERENCE	0- 1	2- 1	5- 0				
4- 2	0- 2	0- 0	HOME	0- 0	1- 0	3- 0				
1- 1	0- 0	0- 0	AWAY	0- 0	0- 1	1- 0				
2- 1	0- 0	0- 0	NEUTRAL	0- 1	1- 0	1- 0				
8- 5	0- 2	2- 1	CONFERENCE	2- 2	1- 0	3- 0				
4- 3	0- 1	2- 0	HOME	0- 2	1- 0	1- 0				
4- 2	0- 1	0- 1	AWAY	2- 0	0- 0	2- 0				
0- 0	0- 0	0- 0	NEUTRAL	0- 0	0- 0	0- 0				

RPI 1-25				RPI 26-50				RPI 51-100 Team's RPI: 69				RPI 101+			
RPI	S	Opponent	Score	RPI	S	Opponent	Score	RPI	S	Opponent	Score	RPI	S	Opponent	Score
8	H	UConn	78 92	32	A	Marquette	60 81	60	H	St. John's (NY)	66 82	106	N	Vanderbilt	69 65
19	A	DePaul	68 85	32	H	Marquette	72 60	89	N	Georgia Tech	54 79	121	H	VCU	53 33
19	H	DePaul	76 86	33	H	Creighton	82 70	95	A	Butler	67 62	129	A	Lehigh	68 75
20	H	Princeton	76 78					97	A	Villanova	65 63	142	H	Providence	97 55
								97	H	Villanova	55 61	168	H	Lafayette	74 50
												216	H	Fairfield	74 44
												221	N	Saint Joseph's	55 39
												239	A	Georgetown	61 47
												239	H	Georgetown	79 60
												246	A	Iona	89 37
												265	A	Xavier	83 61
												303	H	Sacred Heart	95 69
LAST 10 Division I															
19	H	DePaul	76 86	142	H	Providence	97 55								
32	H	Marquette	72 60	33	H	Creighton	82 70								
97	A	Villanova	65 63	32	A	Marquette	60 81								
239	A	Georgetown	61 47	19	A	DePaul	68 85								
60	H	St. John's (NY)	66 82	239	H	Georgetown	79 60								

Non-Div I Games:

Seton Hall

■ Loss,
 ■ Non-Conf,
 ■ S Site,
 ■ H Home
 ■ A Away
 N Neutral

Siena

S
i
e
n
a

Siena

Page 262

South Alabama

Through Games Of Feb. 13, 2020

Average RPI Win:	262	WON-LOST	WINNING	LAST 10	STRENGTH OF	OPP. STRENGTH	TEAM	ADJ.	CONF.	ADJ CONF.
Average RPI Loss:	142	RECORD	PCT. RANK	GAMES	SCHEDULE	OF SCHEDULE	RPI	RPI	RPI	RPI
DIV. I ONLY	10- 12	205	6-4	270	201	247	247	21	21	
DIV. I NON-CONF.	3- 7	252	0	248	81	289	289	20	20	
TOTALS	RPI 1-25	RPI 26-50	W-L RECORDS	RPI 51-100	RPI 101-150	RPI 150+				
10- 12	0- 0	0- 0	OVERALL	0- 4	2- 3	8- 5				
6- 6	0- 0	0- 0	HOME	0- 3	1- 2	5- 1				
4- 6	0- 0	0- 0	AWAY	0- 1	1- 1	3- 4				
0- 0	0- 0	0- 0	NEUTRAL	0- 0	0- 0	0- 0				
3- 7	0- 0	0- 0	NON-CONFERENCE	0- 2	2- 2	1- 3				
2- 4	0- 0	0- 0	HOME	0- 2	1- 1	1- 1				
1- 3	0- 0	0- 0	AWAY	0- 0	1- 1	0- 2				
0- 0	0- 0	0- 0	NEUTRAL	0- 0	0- 0	0- 0				
7- 5	0- 0	0- 0	CONFERENCE	0- 2	0- 1	7- 2				
4- 2	0- 0	0- 0	HOME	0- 1	0- 1	4- 0				
3- 3	0- 0	0- 0	AWAY	0- 1	0- 0	3- 2				
0- 0	0- 0	0- 0	NEUTRAL	0- 0	0- 0	0- 0				

RPI S	Opponent	Score	RPI S	Opponent	Score	RPI S	Opponent	Score	RPI S	Opponent	Score	Team's RPI: 247
						52	A Troy	68 85	111	H A&M-Corpus Christi	83 82	
						54	H Rutgers	56 77	116	H UT Arlington	45 68	
						71	H Alabama	62 74	118	A UAB	61 77	
						80	H Coastal Caro.	62 71	119	H Auburn	62 82	
									148	A Tulane	62 53	
									177	H Miami (OH)	73 76	
									195	A Louisiana	68 73	
									195	H Louisiana	78 63	
									204	A Southern Miss.	55 62	
									238	A Appalachian St.	59 71	
									238	H Appalachian St.	81 66	
									277	H Texas St.	78 76	
									279	A ETSU	60 65	
									301	A Ga. Southern	71 65	
									309	A Georgia St.	81 64	
									340	H Tennessee St.	70 48	
									349	A La.-Monroe	73 39	
									349	H La.-Monroe	72 63	
LAST 10 Division I												
			238	A Appalachian St.	59 71		116	H UT Arlington	45 68			
			349	A La.-Monroe	73 39		301	A Ga. Southern	71 65			
			195	H Louisiana	78 63		309	A Georgia St.	81 64			
			52	A Troy	68 85		349	H La.-Monroe	72 63			
			277	H Texas St.	78 76		195	A Louisiana	68 73			

Non-Div I Games: William Carey 68 52 Mobile 103 59

South Alabama

Loss, Non-Conf, S Site, H Home A Away N Neutral

South Carolina

Through Games Of Feb. 13, 2020

Average RPI Win:	100	WON-LOST	WINNING	LAST 10	STRENGTH OF	OPP. STRENGTH	TEAM	ADJ.	CONF.	ADJ CONF.
Average RPI Loss:	15	RECORD	PCT. RANK	GAMES	SCHEDULE	OF SCHEDULE	RPI	RPI	RPI	RPI
DIV. I ONLY	24- 1	1	10-0	12	7	2	2	4	4	
DIV. I NON-CONF.	13- 1	9	1-0	19	5	3	3	5	5	
TOTALS	RPI 1-25	RPI 26-50	W-L RECORDS	RPI 51-100	RPI 101-150	RPI 150+				
24- 1	4- 1	7- 0	OVERALL	5- 0	3- 0	5- 0				
12- 0	2- 0	6- 0	HOME	0- 0	1- 0	3- 0				
10- 0	1- 0	1- 0	AWAY	4- 0	2- 0	2- 0				
2- 1	1- 1	0- 0	NEUTRAL	1- 0	0- 0	0- 0				
13- 1	3- 1	3- 0	NON-CONFERENCE	3- 0	0- 0	4- 0				
7- 0	1- 0	3- 0	HOME	0- 0	0- 0	3- 0				
4- 0	1- 0	0- 0	AWAY	2- 0	0- 0	1- 0				
2- 1	1- 1	0- 0	NEUTRAL	1- 0	0- 0	0- 0				
11- 0	1- 0	4- 0	CONFERENCE	2- 0	3- 0	1- 0				
5- 0	1- 0	3- 0	HOME	0- 0	1- 0	0- 0				
6- 0	0- 0	1- 0	AWAY	2- 0	2- 0	1- 0				
0- 0	0- 0	0- 0	NEUTRAL	0- 0	0- 0	0- 0				

RPI	S	Opponent	Score	RPI	S	Opponent	Score	RPI	S	Opponent	Score	RPI	S	Opponent	Score
3	A	Maryland	63 54	27	H	Kentucky	99 72	57	A	Dayton	75 49	106	A	Vanderbilt	93 57
6	N	Baylor	74 59	36	H	Duke	89 46	71	A	Alabama	93 78	119	H	Auburn	79 53
8	H	UConn	70 52	37	H	Purdue	85 49	74	A	Temple	78 71	133	A	Missouri	78 45
11	H	Mississippi St.	81 79	38	A	Arkansas	86 65	83	A	Georgia	88 53	207	A	Clemson	84 48
15	N	Indiana	57 71	38	H	Arkansas	91 82	93	N	Washington St.	68 53	238	H	Appalachian St.	92 50
				40	H	South Dakota	73 60					282	A	Ole Miss	87 32
				47	H	Tennessee	69 48					322	H	Alabama St.	103 43
												331	H	USC Upstate	112 32
LAST 10 Division I															
119	H	Auburn	79 53	83	A	Georgia	88 53								
8	H	UConn	70 52	11	H	Mississippi St.	81 79								
38	A	Arkansas	86 65	133	A	Missouri	78 45								
47	H	Tennessee	69 48	106	A	Vanderbilt	93 57								
282	A	Ole Miss	87 32	38	H	Arkansas	91 82								

Non-Div I Games:

South Carolina

Loss, Non-Conf, S Site, H Home A Away N Neutral

South Carolina St.

Through Games Of Feb. 13, 2020

Average RPI Win:	335	WON-LOST	WINNING	LAST 10	STRENGTH OF	OPP. STRENGTH	TEAM	ADJ.	CONF.	ADJ CONF.
Average RPI Loss:	237	RECORD	PCT. RANK	GAMES	SCHEDULE	OF SCHEDULE	RPI	RPI	RPI	RPI
DIV. I ONLY	3- 20	333	2-8	340	349	346	346	29	29	
DIV. I NON-CONF.	1- 12	335	0	322	346	347	347	29	29	
TOTALS	RPI 1-25	RPI 26-50	W-L RECORDS	RPI 51-100	RPI 101-150	RPI 150+				
3- 20	0- 0	0- 0	OVERALL	0- 1	0- 2	3- 17				
1- 8	0- 0	0- 0	HOME	0- 0	0- 1	1- 7				
2- 11	0- 0	0- 0	AWAY	0- 1	0- 1	2- 9				
0- 1	0- 0	0- 0	NEUTRAL	0- 0	0- 0	0- 1				
1- 12	0- 0	0- 0	NON-CONFERENCE	0- 1	0- 0	1- 11				
0- 5	0- 0	0- 0	HOME	0- 0	0- 0	0- 5				
1- 6	0- 0	0- 0	AWAY	0- 1	0- 0	1- 5				
0- 1	0- 0	0- 0	NEUTRAL	0- 0	0- 0	0- 1				
2- 8	0- 0	0- 0	CONFERENCE	0- 0	0- 2	2- 6				
1- 3	0- 0	0- 0	HOME	0- 0	0- 1	1- 2				
1- 5	0- 0	0- 0	AWAY	0- 0	0- 1	1- 4				
0- 0	0- 0	0- 0	NEUTRAL	0- 0	0- 0	0- 0				

RPI S	Opponent	Score	RPI S	Opponent	Score	RPI S	Opponent	Score	RPI S	Opponent	Score	Team's RPI: 346
						80 A	Coastal Caro.	44 85	117 H	Bethune-Cookman	55 66	
									143 A	N.C. A&T	55 66	
									152 N	North Ala.	46 99	
									166 A	Norfolk St.	42 76	
									179 A	UNLV	57 66	
									205 H	North Dakota	53 95	
									220 H	Radford	45 60	
									234 A	UNC Asheville	51 82	
									254 A	Morgan St.	47 77	
									255 A	Howard	47 78	
									259 H	Col. of Charleston	55 76	
									267 H	Delaware St.	64 76	
									268 A	UNCW	46 84	
									307 H	Presbyterian	49 70	
									309 A	Georgia St.	52 77	
									316 H	Mercer	55 66	
									319 H	UMES	60 55	
									324 A	N.C. Central	49 90	
									331 A	USC Upstate	47 58	
									342 A	Coppin St.	71 60	
									343 A	Charleston So.	81 75	
									344 H	Florida A&M	39 44	
LAST 10 Division I												
			267 H	Delaware St.	64 76		319 H	UMES	60 55			
			143 A	N.C. A&T	55 66		344 H	Florida A&M	39 44			
			324 A	N.C. Central	49 90		255 A	Howard	47 78			
			117 H	Bethune-Cookman	55 66		254 A	Morgan St.	47 77			
			166 A	Norfolk St.	42 76		342 A	Coppin St.	71 60			

Non-Div I Games:

South Carolina St.

Loss, Non-Conf, S Site, H Home A Away N Neutral

South Dakota

Through Games Of Feb. 13, 2020

Average RPI Win:	195	WON-LOST	WINNING	LAST 10	STRENGTH OF	OPP. STRENGTH	TEAM	ADJ.	CONF.	ADJ CONF.
Average RPI Loss:	3	RECORD	PCT. RANK	GAMES	SCHEDULE	OF SCHEDULE	RPI	RPI	RPI	RPI
DIV. I ONLY	22- 2	6	10-0	220	88	40	40	19	19	
DIV. I NON-CONF.	10- 2	29	0	73	2	19	19	18	18	
TOTALS	RPI 1-25	RPI 26-50	W-L RECORDS	RPI 51-100	RPI 101-150	RPI 150+				
22- 2	1- 2	2- 0	OVERALL	2- 0	3- 0	14- 0				
11- 1	0- 1	2- 0	HOME	1- 0	1- 0	7- 0				
9- 1	0- 1	0- 0	AWAY	1- 0	2- 0	6- 0				
2- 0	1- 0	0- 0	NEUTRAL	0- 0	0- 0	1- 0				
10- 2	1- 2	2- 0	NON-CONFERENCE	1- 0	3- 0	3- 0				
5- 1	0- 1	2- 0	HOME	0- 0	1- 0	2- 0				
3- 1	0- 1	0- 0	AWAY	1- 0	2- 0	0- 0				
2- 0	1- 0	0- 0	NEUTRAL	0- 0	0- 0	1- 0				
12- 0	0- 0	0- 0	CONFERENCE	1- 0	0- 0	11- 0				
6- 0	0- 0	0- 0	HOME	1- 0	0- 0	5- 0				
6- 0	0- 0	0- 0	AWAY	0- 0	0- 0	6- 0				
0- 0	0- 0	0- 0	NEUTRAL	0- 0	0- 0	0- 0				

RPI 1-25				RPI 26-50				Team's RPI: 40				RPI 51-100				RPI 101+			
RPI	S	Opponent	Score	RPI	S	Opponent	Score	RPI	S	Opponent	Score	RPI	S	Opponent	Score	RPI	S	Opponent	Score
2	A	South Carolina	60 73	33	H	Creighton	72 65	84	H	South Dakota St.	83 48	133	H	Missouri	72 56				
4	H	Missouri St.	66 74	34	H	Drake	102 94	91	A	Utah	84 81	136	A	Green Bay	66 60				
25	N	Ohio St.	68 53									144	A	Northeastern	80 76				
												167	N	Northern Ill.	91 48				
												171	H	Montana	96 64				
												196	A	Western Ill.	96 65				
												196	H	Western Ill.	88 51				
												205	A	North Dakota	93 46				
												215	H	Oral Roberts	79 56				
												270	A	Denver	92 60				
												270	H	Denver	104 61				
												298	A	North Dakota St.	80 36				
												305	A	Omaha	71 39				
												305	H	Omaha	77 44				
												332	A	Purdue Fort Wayne	62 41				
												332	H	Purdue Fort Wayne	79 25				
												342	H	Coppin St.	82 44				
LAST 10 Division I																			
196	H	Western Ill.	88 51	332	H	Purdue Fort Wayne	79 25												
205	A	North Dakota	93 46	84	H	South Dakota St.	83 48												
270	A	Denver	92 60	298	A	North Dakota St.	80 36												
305	A	Omaha	71 39	305	H	Omaha	77 44												
215	H	Oral Roberts	79 56	270	H	Denver	104 61												

Non-Div I Games: Mt. Marty 110 39

South Dakota

Loss, Non-Conf, S Site, H Home A Away N Neutral

Average RPI Win:	217	WON-LOST	WINNING	LAST 10	STRENGTH OF	OPP. STRENGTH	TEAM	ADJ.	CONF.	ADJ CONF.
Average RPI Loss:	57	RECORD	PCT. RANK	GAMES	SCHEDULE	OF SCHEDULE	RPI	RPI	RPI	RPI
DIV. I ONLY	17- 8	70	8-2	124	102	84	84	19	19	
DIV. I NON-CONF.	7- 6	161	0	32	7	68	68	18	18	
TOTALS	RPI 1-25	RPI 26-50	W-L RECORDS	RPI 51-100	RPI 101-150	RPI 150+				
17- 8	0- 2	0- 5	OVERALL	2- 0	2- 0	13- 1				
9- 3	0- 1	0- 1	HOME	1- 0	0- 0	8- 1				
6- 4	0- 1	0- 3	AWAY	0- 0	1- 0	5- 0				
2- 1	0- 0	0- 1	NEUTRAL	1- 0	1- 0	0- 0				
7- 6	0- 2	0- 4	NON-CONFERENCE	2- 0	2- 0	3- 0				
4- 2	0- 1	0- 1	HOME	1- 0	0- 0	3- 0				
1- 3	0- 1	0- 2	AWAY	0- 0	1- 0	0- 0				
2- 1	0- 0	0- 1	NEUTRAL	1- 0	1- 0	0- 0				
10- 2	0- 0	0- 1	CONFERENCE	0- 0	0- 0	10- 1				
5- 1	0- 0	0- 0	HOME	0- 0	0- 0	5- 1				
5- 1	0- 0	0- 1	AWAY	0- 0	0- 0	5- 0				
0- 0	0- 0	0- 0	NEUTRAL	0- 0	0- 0	0- 0				

RPI 1-25				RPI 26-50				RPI 51-100				RPI 101+			
RPI	S	Opponent	Score	RPI	S	Opponent	Score	RPI	S	Opponent	Score	RPI	S	Opponent	Score
1	A	Oregon	56 95	26	N	FGCU	70 71	58	N	South Fla.	61 50	112	N	Notre Dame	65 59
17	H	Central Mich.	74 79	32	H	Marquette	58 65	87	H	Montana St.	60 50	136	A	Green Bay	60 55
				33	A	Creighton	48 61					196	A	Western Ill.	89 48
				34	A	Drake	67 74					196	H	Western Ill.	75 45
				40	A	South Dakota	48 83					203	H	Wyoming	67 40
												205	H	North Dakota	99 64
												214	H	Chattanooga	71 56
												215	A	Oral Roberts	76 61
												215	H	Oral Roberts	58 44
												270	A	Denver	86 79
												270	H	Denver	62 72
												298	H	North Dakota St.	60 52
												305	A	Omaha	68 51
												305	H	Omaha	69 59
												332	A	Purdue Fort Wayne	100 69
												342	H	Coppin St.	94 41
LAST 10 Division I															
270	H	Denver	62 72	40	A	South Dakota	48 83	205	H	North Dakota	99 64				
305	H	Omaha	69 59	332	A	Purdue Fort Wayne	100 69	270	A	Denver	86 79				
215	A	Oral Roberts	76 61	270	A	Denver	86 79	196	H	Western Ill.	75 45				
196	A	Western Ill.	89 48												
298	H	North Dakota St.	60 52												

Non-Div I Games: Dakota Wesleyan 77 46

South Dakota St.

Average RPI Win:	169	WON-LOST	WINNING	LAST 10	STRENGTH OF	OPP. STRENGTH	TEAM	ADJ.	CONF.	ADJ CONF.
Average RPI Loss:	69	RECORD	PCT. RANK	GAMES	SCHEDULE	OF SCHEDULE	RPI	RPI	RPI	RPI
DIV. I ONLY	15- 9	94	7-3	33	98	58	58	9	9	
DIV. I NON-CONF.	8- 6	138	0	28	170	98	98	9	9	
TOTALS	RPI 1-25	RPI 26-50	W-L RECORDS	RPI 51-100	RPI 101-150	RPI 150+				
15- 9	0- 2	1- 2	OVERALL	2- 3	4- 1	8- 1				
12- 1	0- 0	1- 1	HOME	2- 0	3- 0	6- 0				
3- 4	0- 1	0- 0	AWAY	0- 2	1- 0	2- 1				
0- 4	0- 1	0- 1	NEUTRAL	0- 1	0- 1	0- 0				
8- 6	0- 2	1- 1	NON-CONFERENCE	0- 1	2- 1	5- 1				
8- 0	0- 0	1- 0	HOME	0- 0	2- 0	5- 0				
0- 2	0- 1	0- 0	AWAY	0- 0	0- 0	0- 1				
0- 4	0- 1	0- 1	NEUTRAL	0- 1	0- 1	0- 0				
7- 3	0- 0	0- 1	CONFERENCE	2- 2	2- 0	3- 0				
4- 1	0- 0	0- 1	HOME	2- 0	1- 0	1- 0				
3- 2	0- 0	0- 0	AWAY	0- 2	1- 0	2- 0				
0- 0	0- 0	0- 0	NEUTRAL	0- 0	0- 0	0- 0				

RPI 1-25				RPI 26-50				RPI 51-100				Team's RPI: 58	RPI 101+			
RPI	S	Opponent	Score	RPI	S	Opponent	Score	RPI	S	Opponent	Score		RPI	S	Opponent	Score
6	A	Baylor	46 58	26	N	FGCU	77 81	74	A	Temple	66 69		112	N	Notre Dame	51 67
11	N	Mississippi St.	61 86	39	H	Texas	64 57	74	H	Temple	99 51		121	H	VCU	77 55
				49	H	UCF	57 64	82	A	Cincinnati	55 60		123	H	Idaho	67 64
								82	H	Cincinnati	76 68		148	A	Tulane	53 43
								84	N	South Dakota St.	50 61		148	H	Tulane	63 56
													162	A	Wichita St.	56 50
													170	H	Houston	74 45
													179	A	UNLV	51 61
													186	H	Jacksonville	70 39
													211	H	Brown	70 60
													244	A	Tulsa	68 52
													251	H	Saint Francis (PA)	62 23
													255	H	Howard	82 53
													322	H	Alabama St.	80 29
LAST 10 Division I																
				148	A	Tulane	53 43					162	A	Wichita St.	56 50	
				74	H	Temple	99 51					49	H	UCF	57 64	
				82	A	Cincinnati	55 60					74	A	Temple	66 69	
				170	H	Houston	74 45					244	A	Tulsa	68 52	
				148	H	Tulane	63 56					82	H	Cincinnati	76 68	

Non-Div I Games:

South Fla.

■ Loss,
 ■ Non-Conf,
 ■ S Site,
 ■ Home
 ■ A Away
 N Neutral

Average RPI Win:	241	WON-LOST	WINNING	LAST 10	STRENGTH OF	OPP. STRENGTH	TEAM	ADJ.	CONF.	ADJ CONF.
Average RPI Loss:	150	RECORD	PCT. RANK	GAMES	SCHEDULE	OF SCHEDULE	RPI	RPI	RPI	RPI
DIV. I ONLY	17- 5	39	10-0	323	233	113	113	20	20	
DIV. I NON-CONF.	6- 3	90	0	343	164	168	168	24	24	
TOTALS	RPI 1-25	RPI 26-50	W-L RECORDS	RPI 51-100	RPI 101-150	RPI 150+				
17- 5	0- 0	0- 0	OVERALL	2- 2	0- 0	15- 3				
8- 1	0- 0	0- 0	HOME	2- 1	0- 0	6- 0				
9- 4	0- 0	0- 0	AWAY	0- 1	0- 0	9- 3				
0- 0	0- 0	0- 0	NEUTRAL	0- 0	0- 0	0- 0				
6- 3	0- 0	0- 0	NON-CONFERENCE	1- 1	0- 0	5- 2				
2- 0	0- 0	0- 0	HOME	1- 0	0- 0	1- 0				
4- 3	0- 0	0- 0	AWAY	0- 1	0- 0	4- 2				
0- 0	0- 0	0- 0	NEUTRAL	0- 0	0- 0	0- 0				
11- 2	0- 0	0- 0	CONFERENCE	1- 1	0- 0	10- 1				
6- 1	0- 0	0- 0	HOME	1- 1	0- 0	5- 0				
5- 1	0- 0	0- 0	AWAY	0- 0	0- 0	5- 1				
0- 0	0- 0	0- 0	NEUTRAL	0- 0	0- 0	0- 0				

RPI 1-25				RPI 26-50				RPI 51-100				RPI 101+				Team's RPI: 113	
RPI	S	Opponent	Score	RPI	S	Opponent	Score	RPI	S	Opponent	Score	RPI	S	Opponent	Score		
								61	H	Belmont	45	57	156	A	Eastern Mich.	64	69
								70	H	UT Martin	71	69	182	A	Austin Peay	79	66
								86	H	Southern Ill.	79	65	182	H	Austin Peay	81	43
								98	A	Saint Louis	61	76	183	H	Tennessee Tech	87	72
													196	A	Western Ill.	91	97
													228	A	Eastern Ill.	77	65
													240	A	Murray St.	62	70
													240	H	Murray St.	88	73
													242	A	Arkansas St.	79	67
													257	A	Eastern Ky.	60	44
													260	A	Morehead St.	67	61
													273	A	Indiana St.	68	58
													278	H	Jacksonville St.	79	52
													282	A	Ole Miss	70	53
													323	H	Evansville	83	60
													332	A	Purdue Fort Wayne	58	48
													339	A	SIUE	66	56
													340	H	Tennessee St.	83	54
LAST 10 Division I																	
				70	H	UT Martin	71	69					228	A	Eastern Ill.	77	65
				183	H	Tennessee Tech	87	72					339	A	SIUE	66	56
				278	H	Jacksonville St.	79	52					240	H	Murray St.	88	73
				257	A	Eastern Ky.	60	44					182	H	Austin Peay	81	43
				260	A	Morehead St.	67	61					340	H	Tennessee St.	83	54

Non-Div I Games: Harris-Stowe 106 64 Mo.-St. Louis 70 56

Southeast Mo. St.

Loss, Non-Conf, S Site, H Home A Away N Neutral

Average RPI Win:	253	WON-LOST	WINNING	LAST 10	STRENGTH OF	OPP. STRENGTH	TEAM	ADJ.	CONF.	ADJ CONF.
Average RPI Loss:	163	RECORD	PCT. RANK	GAMES	SCHEDULE	OF SCHEDULE	RPI	RPI	RPI	RPI
DIV. I ONLY	9- 12	228	6-4	225	288	224	224	23	23	
DIV. I NON-CONF.	2- 6	279	0	178	228	236	236	23	23	
TOTALS	RPI 1-25	RPI 26-50	W-L RECORDS	RPI 51-100	RPI 101-150	RPI 150+				
9- 12	0- 1	0- 0	OVERALL	0- 2	1- 1	8- 8				
5- 3	0- 0	0- 0	HOME	0- 0	1- 0	4- 3				
4- 9	0- 1	0- 0	AWAY	0- 2	0- 1	4- 5				
0- 0	0- 0	0- 0	NEUTRAL	0- 0	0- 0	0- 0				
2- 6	0- 1	0- 0	NON-CONFERENCE	0- 1	0- 0	2- 4				
1- 0	0- 0	0- 0	HOME	0- 0	0- 0	1- 0				
1- 6	0- 1	0- 0	AWAY	0- 1	0- 0	1- 4				
0- 0	0- 0	0- 0	NEUTRAL	0- 0	0- 0	0- 0				
7- 6	0- 0	0- 0	CONFERENCE	0- 1	1- 1	6- 4				
4- 3	0- 0	0- 0	HOME	0- 0	1- 0	3- 3				
3- 3	0- 0	0- 0	AWAY	0- 1	0- 1	3- 1				
0- 0	0- 0	0- 0	NEUTRAL	0- 0	0- 0	0- 0				

RPI 1-25				RPI 26-50				RPI 51-100				RPI 101+ Team's RPI: 224			
RPI	S	Opponent	Score	RPI	S	Opponent	Score	RPI	S	Opponent	Score	RPI	S	Opponent	Score
23	A	LSU	52 62					71	A	Alabama	50 87	111	H	A&M-Corpus Christi	48 44
								92	A	SFA	51 77	127	A	Abilene Christian	53 61
												155	H	New Orleans	73 57
												157	H	Jackson St.	63 59
												158	A	Sam Houston St.	75 81
												158	H	Sam Houston St.	69 84
												170	A	Houston	65 78
												195	A	Louisiana	50 60
												204	A	Southern Miss.	54 62
												225	H	Central Ark.	63 42
												232	A	Louisiana Tech	78 92
												249	H	Lamar University	57 65
												281	H	Nicholls St.	65 67
												288	H	Incarinate Word	58 44
												318	A	Houston Baptist	69 59
												335	A	Northwestern St.	72 56
												337	A	McNeese	74 67
												349	A	La.-Monroe	65 52
LAST 10 Division I															
158	A	Sam Houston St.	75 81	337	A	McNeese	74 67								
288	H	Incarinate Word	58 44	127	A	Abilene Christian	53 61								
155	H	New Orleans	73 57	281	H	Nicholls St.	65 67								
225	H	Central Ark.	63 42	158	H	Sam Houston St.	69 84								
335	A	Northwestern St.	72 56	111	H	A&M-Corpus Christi	48 44								

Non-Div I Games: LSU-Alexandria 89 67

Southeastern La.

■ Loss,
 ■ Non-Conf, S Site,
 ■ Home
 ■ Away
 N Neutral

Southern California

Through Games Of Feb. 13, 2020

Average RPI Win:	172	WON-LOST	WINNING	LAST 10	STRENGTH OF	OPP. STRENGTH	TEAM	ADJ.	CONF.	ADJ CONF.
Average RPI Loss:	59	RECORD	PCT. RANK	GAMES	SCHEDULE	OF SCHEDULE	RPI	RPI	RPI	RPI
DIV. I ONLY	12- 11	166	4-6	37	47	78	78	1	1	
DIV. I NON-CONF.	8- 3	68	0	205	165	106	106	1	1	
TOTALS	RPI 1-25	RPI 26-50	W-L RECORDS	RPI 51-100	RPI 101-150	RPI 150+				
12- 11	1- 5	0- 2	OVERALL	3- 3	2- 0	6- 1				
8- 3	1- 2	0- 1	HOME	2- 0	1- 0	4- 0				
3- 7	0- 3	0- 1	AWAY	0- 2	1- 0	2- 1				
1- 1	0- 0	0- 0	NEUTRAL	1- 1	0- 0	0- 0				
8- 3	0- 1	0- 0	NON-CONFERENCE	2- 1	0- 0	6- 1				
5- 1	0- 1	0- 0	HOME	1- 0	0- 0	4- 0				
2- 1	0- 0	0- 0	AWAY	0- 0	0- 0	2- 1				
1- 1	0- 0	0- 0	NEUTRAL	1- 1	0- 0	0- 0				
4- 8	1- 4	0- 2	CONFERENCE	1- 2	2- 0	0- 0				
3- 2	1- 1	0- 1	HOME	1- 0	1- 0	0- 0				
1- 6	0- 3	0- 1	AWAY	0- 2	1- 0	0- 0				
0- 0	0- 0	0- 0	NEUTRAL	0- 0	0- 0	0- 0				

RPI 1-25				RPI 26-50				RPI 51-100 Team's RPI: 78				RPI 101+			
RPI	S	Opponent	Score	RPI	S	Opponent	Score	RPI	S	Opponent	Score	RPI	S	Opponent	Score
7	A	UCLA	59 83	29	A	Arizona St.	75 76	51	H	Virginia	59 49	134	A	California	75 67
7	H	UCLA	70 68	29	H	Arizona St.	54 63	63	A	Colorado	53 66	135	H	Washington	81 78
10	A	Stanford	59 79					71	N	Alabama	60 57	179	H	UNLV	75 54
18	H	Texas A&M	64 74					81	N	Nebraska	54 67	248	H	Nevada	50 47
22	A	Arizona	57 73					91	A	Utah	65 67	262	H	Long Beach St.	57 40
22	H	Arizona	57 65					93	H	Washington St.	74 63	276	A	UC Santa Barbara	46 57
												285	A	CSUN	69 53
												289	A	UC Riverside	76 59
												314	H	UTRGV	80 43
LAST 10 Division I															
10	A	Stanford	59 79	93	H	Washington St.	74 63								
134	A	California	75 67	7	H	UCLA	70 68								
22	A	Arizona	57 73	91	A	Utah	65 67								
29	A	Arizona St.	75 76	63	A	Colorado	53 66								
135	H	Washington	81 78	29	H	Arizona St.	54 63								

Non-Div I Games:

Southern California

■ Loss,
 ■ Non-Conf,
 ■ S Site,
 ■ H Home
 ■ A Away
 N Neutral

Average RPI Win:	174	WON-LOST	WINNING	LAST 10	STRENGTH OF	OPP. STRENGTH	TEAM	ADJ.	CONF.	ADJ CONF.
Average RPI Loss:	79	RECORD	PCT. RANK	GAMES	SCHEDULE	OF SCHEDULE	RPI	RPI	RPI	RPI
DIV. I ONLY	13- 9	113	4-6	71	122	86	86	7	7	
DIV. I NON-CONF.	8- 3	68	0	112	258	60	60	7	7	

TOTALS	RPI 1-25	RPI 26-50	W-L RECORDS	RPI 51-100	RPI 101-150	RPI 150+				
13- 9	1- 0	1- 3	OVERALL	2- 3	0- 3	9- 0				
6- 4	1- 0	1- 1	HOME	2- 2	0- 1	2- 0				
6- 5	0- 0	0- 2	AWAY	0- 1	0- 2	6- 0				
1- 0	0- 0	0- 0	NEUTRAL	0- 0	0- 0	1- 0				
8- 3	0- 0	0- 1	NON-CONFERENCE	2- 0	0- 2	6- 0				
4- 1	0- 0	0- 0	HOME	2- 0	0- 1	2- 0				
3- 2	0- 0	0- 1	AWAY	0- 0	0- 1	3- 0				
1- 0	0- 0	0- 0	NEUTRAL	0- 0	0- 0	1- 0				
5- 6	1- 0	1- 2	CONFERENCE	0- 3	0- 1	3- 0				
2- 3	1- 0	1- 1	HOME	0- 2	0- 0	0- 0				
3- 3	0- 0	0- 1	AWAY	0- 1	0- 1	3- 0				
0- 0	0- 0	0- 0	NEUTRAL	0- 0	0- 0	0- 0				

RPI 1-25				RPI 26-50				RPI 51-100				Team's RPI: 86	RPI 101+			
RPI	S	Opponent	Score	RPI	S	Opponent	Score	RPI	S	Opponent	Score		RPI	S	Opponent	Score
4	H	Missouri St.	70 68	34	A	Drake	76 91	59	A	UNI	66 71		113	A	Southeast Mo. St.	65 79
				34	H	Drake	65 73	59	H	UNI	57 60		132	A	Loyola Chicago	49 51
				41	H	Bradley	64 50	70	H	UT Martin	70 59		149	H	Memphis	66 70
				50	A	IUPUI	78 81	77	H	Illinois St.	54 62		156	A	Eastern Mich.	85 54
								98	H	Saint Louis	61 53		167	A	Northern Ill.	80 61
													178	A	Valparaiso	67 51
													183	H	Tennessee Tech	76 65
													196	N	Western Ill.	79 65
													240	H	Murray St.	76 66
													273	A	Indiana St.	78 55
													323	A	Evansville	70 57
													339	A	SIUE	103 67

LAST 10 Division I																
				59	A	UNI	66 71					323	A	Evansville	70 57	
				34	A	Drake	76 91					4	H	Missouri St.	70 68	
				41	H	Bradley	64 50					34	H	Drake	65 73	
				77	H	Illinois St.	54 62					59	H	UNI	57 60	
				273	A	Indiana St.	78 55					132	A	Loyola Chicago	49 51	

Non-Div I Games:

Southern Ill.

Average RPI Win:	256	WON-LOST	WINNING	LAST 10	STRENGTH OF	OPP. STRENGTH	TEAM	ADJ.	CONF.	ADJ CONF.
Average RPI Loss:	108	RECORD	PCT. RANK	GAMES	SCHEDULE	OF SCHEDULE	RPI	RPI	RPI	RPI
DIV. I ONLY	10- 11	195	3-7	162	174	204	204	13	13	
DIV. I NON-CONF.	6- 3	90	0	286	278	182	182	15	15	
TOTALS	RPI 1-25	RPI 26-50	W-L RECORDS	RPI 51-100	RPI 101-150	RPI 150+				
10- 11	0- 1	0- 2	OVERALL	0- 3	1- 2	9- 3				
7- 6	0- 0	0- 1	HOME	0- 1	1- 2	6- 2				
3- 5	0- 1	0- 1	AWAY	0- 2	0- 0	3- 1				
0- 0	0- 0	0- 0	NEUTRAL	0- 0	0- 0	0- 0				
6- 3	0- 1	0- 0	NON-CONFERENCE	0- 0	1- 1	5- 1				
5- 1	0- 0	0- 0	HOME	0- 0	1- 1	4- 0				
1- 2	0- 1	0- 0	AWAY	0- 0	0- 0	1- 1				
0- 0	0- 0	0- 0	NEUTRAL	0- 0	0- 0	0- 0				
4- 8	0- 0	0- 2	CONFERENCE	0- 3	0- 1	4- 2				
2- 5	0- 0	0- 1	HOME	0- 1	0- 1	2- 2				
2- 3	0- 0	0- 1	AWAY	0- 2	0- 0	2- 0				
0- 0	0- 0	0- 0	NEUTRAL	0- 0	0- 0	0- 0				

RPI	S	Opponent	Score	RPI	S	Opponent	Score	RPI	S	Opponent	Score	RPI	S	Opponent	Score	Team's RPI: 204
11	A	Mississippi St.	58 91	28	A	Old Dominion	50 67	65	H	Middle Tenn.	69 77	118	H	UAB	68 74	
				30	H	Western Ky.	65 81	76	A	Charlotte	59 63	121	H	VCU	51 39	
								79	A	Rice	64 75	148	H	Tulane	58 62	
												170	A	Houston	60 75	
												192	A	Fla. Atlantic	71 67	
												213	H	UTEP	72 89	
												224	H	Southeastern La.	62 54	
												232	H	Louisiana Tech	66 60	
												247	H	South Alabama	62 55	
												250	H	Marshall	65 80	
												262	A	North Texas	65 57	
												282	H	Ole Miss	59 53	
												304	H	UTSA	82 65	
												349	A	La.-Monroe	57 42	
												351	H	Mississippi Val.	84 80	
LAST 10 Division I																
192	A	Fla. Atlantic	71 67	65	H	Middle Tenn.	69 77									
30	H	Western Ky.	65 81	118	H	UAB	68 74									
250	H	Marshall	65 80	79	A	Rice	64 75									
76	A	Charlotte	59 63	262	A	North Texas	65 57									
28	A	Old Dominion	50 67	304	H	UTSA	82 65									

Non-Div I Games: Faulkner 71 59 William Carey 77 47

Southern Miss.

Loss, Non-Conf, S Site, H Home A Away N Neutral

Average RPI Win:	324	WON-LOST	WINNING	LAST 10	STRENGTH OF	OPP. STRENGTH	TEAM	ADJ.	CONF.	ADJ CONF.
Average RPI Loss:	107	RECORD	PCT. RANK	GAMES	SCHEDULE	OF SCHEDULE	RPI	RPI	RPI	RPI
DIV. I ONLY	8- 12	240	8-2	275	253	237	237	32	32	
DIV. I NON-CONF.	0- 9	338	0	51	14	278	278	31	31	
TOTALS	RPI 1-25	RPI 26-50	W-L RECORDS	RPI 51-100	RPI 101-150	RPI 150+				
8- 12	0- 0	0- 3	OVERALL	0- 4	0- 1	8- 4				
4- 1	0- 0	0- 0	HOME	0- 0	0- 0	4- 1				
4- 9	0- 0	0- 3	AWAY	0- 3	0- 1	4- 2				
0- 2	0- 0	0- 0	NEUTRAL	0- 1	0- 0	0- 1				
0- 9	0- 0	0- 3	NON-CONFERENCE	0- 4	0- 0	0- 2				
0- 0	0- 0	0- 0	HOME	0- 0	0- 0	0- 0				
0- 7	0- 0	0- 3	AWAY	0- 3	0- 0	0- 1				
0- 2	0- 0	0- 0	NEUTRAL	0- 1	0- 0	0- 1				
8- 3	0- 0	0- 0	CONFERENCE	0- 0	0- 1	8- 2				
4- 1	0- 0	0- 0	HOME	0- 0	0- 0	4- 1				
4- 2	0- 0	0- 0	AWAY	0- 0	0- 1	4- 1				
0- 0	0- 0	0- 0	NEUTRAL	0- 0	0- 0	0- 0				

RPI 1-25				RPI 26-50				RPI 51-100				RPI 101+				Team's RPI: 237	
RPI	S	Opponent	Score	RPI	S	Opponent	Score	RPI	S	Opponent	Score	RPI	S	Opponent	Score		
				39	A	Texas	39 93	54	A	Rutgers	58 78	114	A	Texas Southern	56 61		
				44	A	Iowa St.	36 69	81	A	Nebraska	39 73	157	A	Jackson St.	57 60		
				46	A	Oklahoma St.	59 72	93	N	Washington St.	54 69	157	H	Jackson St.	51 72		
								99	A	Fordham	52 65	162	A	Wichita St.	63 69		
												234	N	UNC Asheville	34 53		
												270	H	Alabama A&M	55 46		
												293	A	Prairie View	68 48		
												322	H	Alabama St.	69 47		
												327	H	Alcorn	74 57		
												333	A	Ark.-Pine Bluff	70 43		
												347	A	Grambling	70 51		
												347	H	Grambling	81 57		
												351	A	Mississippi Val.	84 54		
LAST 10 Division I																	
				157	A	Jackson St.	57 60	351	A	Mississippi Val.	84 54						
				347	A	Grambling	70 51	333	A	Ark.-Pine Bluff	70 43						
				327	H	Alcorn	74 57	157	H	Jackson St.	51 72						
				270	H	Alabama A&M	55 46	347	H	Grambling	81 57						
				322	H	Alabama St.	69 47	293	A	Prairie View	68 48						

Non-Div I Games: Tougaloo 100 39 Wiley 78 55

Southern U.

Southern Utah

Through Games Of Feb. 13, 2020

Average RPI Win:	249	WON-LOST	WINNING	LAST 10	STRENGTH OF	OPP. STRENGTH	TEAM	ADJ.	CONF.	ADJ CONF.
Average RPI Loss:	184	RECORD	PCT. RANK	GAMES	SCHEDULE	OF SCHEDULE	RPI	RPI	RPI	RPI
DIV. I ONLY	12- 10	144	5-5	273	261	189	189	18	18	
DIV. I NON-CONF.	6- 3	90	0	222	306	112	112	17	17	
TOTALS	RPI 1-25	RPI 26-50	W-L RECORDS	RPI 51-100	RPI 101-150	RPI 150+				
12- 10	0- 1	0- 0	OVERALL	0- 1	0- 1	12- 7				
8- 2	0- 0	0- 0	HOME	0- 0	0- 1	8- 1				
4- 8	0- 1	0- 0	AWAY	0- 1	0- 0	4- 6				
0- 0	0- 0	0- 0	NEUTRAL	0- 0	0- 0	0- 0				
6- 3	0- 1	0- 0	NON-CONFERENCE	0- 0	0- 0	6- 2				
5- 0	0- 0	0- 0	HOME	0- 0	0- 0	5- 0				
1- 3	0- 1	0- 0	AWAY	0- 0	0- 0	1- 2				
0- 0	0- 0	0- 0	NEUTRAL	0- 0	0- 0	0- 0				
6- 7	0- 0	0- 0	CONFERENCE	0- 1	0- 1	6- 5				
3- 2	0- 0	0- 0	HOME	0- 0	0- 1	3- 1				
3- 5	0- 0	0- 0	AWAY	0- 1	0- 0	3- 4				
0- 0	0- 0	0- 0	NEUTRAL	0- 0	0- 0	0- 0				

RPI 1-25				RPI 26-50				RPI 51-100				RPI 101+ Team's RPI: 189			
RPI	S	Opponent	Score	RPI	S	Opponent	Score	RPI	S	Opponent	Score	RPI	S	Opponent	Score
13	A	Oregon St.	45 95					87	A	Montana St.	65 91	123	H	Idaho	56 71
												169	A	Northern Ariz.	76 84
												171	A	Montana	74 81
												179	H	UNLV	72 68
												193	A	Idaho St.	54 73
												193	H	Idaho St.	72 65
												202	A	Portland St.	81 72
												202	H	Portland St.	71 58
												215	H	Oral Roberts	72 58
												218	A	Grand Canyon	65 69
												222	A	Northern Colo.	68 55
												241	H	Cal St. Fullerton	79 63
												270	A	Denver	73 81
												289	H	UC Riverside	79 68
												296	A	Sacramento St.	82 87
												296	H	Sacramento St.	62 71
												300	H	UC Irvine	82 68
												308	H	Eastern Wash.	71 50
												320	A	Utah Valley	71 58
												321	A	Weber St.	87 71
LAST 10 Division I															
296	H	Sacramento St.	62 71	123	H	Idaho	56 71								
202	A	Portland St.	81 72	308	H	Eastern Wash.	71 50								
222	A	Northern Colo.	68 55	296	A	Sacramento St.	82 87								
193	A	Idaho St.	54 73	169	A	Northern Ariz.	76 84								
321	A	Weber St.	87 71	193	H	Idaho St.	72 65								

Non-Div I Games:

Southern Utah

■ Loss,
 ■ Non-Conf,
 ■ S Site,
 ■ Home
 ■ A Away
 N Neutral

Average RPI Win:	198	WON-LOST	WINNING	LAST 10	STRENGTH OF	OPP. STRENGTH	TEAM	ADJ.	CONF.	ADJ CONF.
Average RPI Loss:	148	RECORD	PCT. RANK	GAMES	SCHEDULE	OF SCHEDULE	RPI	RPI	RPI	RPI
DIV. I ONLY	7- 18	295	4-6	153	153	291	291	12	12	
DIV. I NON-CONF.	3- 10	282	0	180	253	304	304	12	12	
TOTALS	RPI 1-25	RPI 26-50	W-L RECORDS	RPI 51-100	RPI 101-150	RPI 150+				
7- 18	0- 0	0- 0	OVERALL	0- 4	1- 6	6- 8				
6- 7	0- 0	0- 0	HOME	0- 1	1- 2	5- 4				
0- 10	0- 0	0- 0	AWAY	0- 3	0- 4	0- 3				
1- 1	0- 0	0- 0	NEUTRAL	0- 0	0- 0	1- 1				
3- 10	0- 0	0- 0	NON-CONFERENCE	0- 2	0- 3	3- 5				
2- 5	0- 0	0- 0	HOME	0- 1	0- 2	2- 2				
0- 4	0- 0	0- 0	AWAY	0- 1	0- 1	0- 2				
1- 1	0- 0	0- 0	NEUTRAL	0- 0	0- 0	1- 1				
4- 8	0- 0	0- 0	CONFERENCE	0- 2	1- 3	3- 3				
4- 2	0- 0	0- 0	HOME	0- 0	1- 0	3- 2				
0- 6	0- 0	0- 0	AWAY	0- 2	0- 3	0- 1				
0- 0	0- 0	0- 0	NEUTRAL	0- 0	0- 0	0- 0				

RPI 1-25				RPI 26-50				RPI 51-100				RPI 101+ Team's RPI: 291			
RPI	S	Opponent	Score	RPI	S	Opponent	Score	RPI	S	Opponent	Score	RPI	S	Opponent	Score
								60	H	St. John's (NY)	56 68	105	A	Kent St.	58 81
								75	A	Bucknell	60 68	107	A	Duquesne	39 58
								98	A	Saint Louis	51 72	120	A	Richmond	59 63
								99	A	Fordham	53 79	121	A	VCU	47 56
												122	H	Buffalo	36 46
												124	H	Davidson	68 56
												139	H	Cornell	42 70
												151	H	Massachusetts	52 62
												154	H	George Washington	59 55
												160	N	Wright St.	57 56
												163	N	Saint Mary's (CA)	57 72
												172	H	Rhode Island	64 59
												174	A	Binghamton	67 78
												188	H	Cleveland St.	62 65
												194	A	La Salle	61 67
												200	H	Akron	54 63
												221	H	Saint Joseph's	60 61
												230	H	George Mason	62 47
												266	H	Niagara	71 67
												283	H	Oakland	80 66
												334	A	Canisius	82 84
LAST 10 Division I															
				121	A	VCU	47 56	172	H	Rhode Island	64 59				
				124	H	Davidson	68 56	221	H	Saint Joseph's	60 61				
				154	H	George Washington	59 55	194	A	La Salle	61 67				
				120	A	Richmond	59 63	98	A	Saint Louis	51 72				
				107	A	Duquesne	39 58	230	H	George Mason	62 47				

Non-Div I Games:

St. Bonaventure

Average RPI Win:	301	WON-LOST	WINNING	LAST 10	STRENGTH OF	OPP. STRENGTH	TEAM	ADJ.	CONF.	ADJ CONF.
Average RPI Loss:	189	RECORD	PCT. RANK	GAMES	SCHEDULE	OF SCHEDULE	RPI	RPI	RPI	RPI
DIV. I ONLY	5- 17	311	1-9	210	332	313	313	30	30	
DIV. I NON-CONF.	3- 7	252	0	154	245	248	248	30	30	
TOTALS	RPI 1-25	RPI 26-50	W-L RECORDS	RPI 51-100	RPI 101-150	RPI 150+				
5- 17	0- 1	0- 1	OVERALL	0- 2	0- 3	5- 10				
4- 5	0- 0	0- 0	HOME	0- 1	0- 1	4- 3				
1- 10	0- 1	0- 1	AWAY	0- 1	0- 1	1- 6				
0- 2	0- 0	0- 0	NEUTRAL	0- 0	0- 1	0- 1				
3- 7	0- 1	0- 1	NON-CONFERENCE	0- 2	0- 1	3- 2				
2- 1	0- 0	0- 0	HOME	0- 1	0- 0	2- 0				
1- 4	0- 1	0- 1	AWAY	0- 1	0- 0	1- 1				
0- 2	0- 0	0- 0	NEUTRAL	0- 0	0- 1	0- 1				
2- 10	0- 0	0- 0	CONFERENCE	0- 0	0- 2	2- 8				
2- 4	0- 0	0- 0	HOME	0- 0	0- 1	2- 3				
0- 6	0- 0	0- 0	AWAY	0- 0	0- 1	0- 5				
0- 0	0- 0	0- 0	NEUTRAL	0- 0	0- 0	0- 0				

RPI 1-25				RPI 26-50				RPI 51-100				RPI 101+ Team's RPI: 313			
RPI	S	Opponent	Score	RPI	S	Opponent	Score	RPI	S	Opponent	Score	RPI	S	Opponent	Score
20	A	Princeton	44 76	32	A	Marquette	71 92	66	H	Stony Brook	73 86	107	N	Pacific	62 71
								73	A	Boston College	69 106	138	A	Robert Morris	44 69
												138	H	Robert Morris	59 70
												190	A	Mt. St. Mary's	60 69
												190	H	Mt. St. Mary's	62 67
												197	A	Merrimack	54 80
												251	A	Saint Francis (PA)	72 82
												251	H	Saint Francis (PA)	59 67
												252	H	Loyola Maryland	89 78
												284	A	Wagner	66 74
												301	N	Ga. Southern	47 78
												302	H	Army West Point	70 64
												303	H	Sacred Heart	71 70
												311	A	Albany (NY)	49 41
												315	A	Bryant	59 78
												326	H	Fairleigh Dickinson	57 62
												329	A	NJIT	69 88
												336	H	LIU Brooklyn	88 63
LAST 10 Division I															
315	A	Bryant	59 78	251	H	Saint Francis (PA)	59 67								
190	H	Mt. St. Mary's	62 67	190	A	Mt. St. Mary's	60 69								
197	A	Merrimack	54 80	284	A	Wagner	66 74								
303	H	Sacred Heart	71 70	138	A	Robert Morris	44 69								
138	H	Robert Morris	59 70	251	A	Saint Francis (PA)	72 82								

Non-Div I Games: East Stroudsburg 84 62

St. Francis Brooklyn

■ Loss,
 ■ Non-Conf,
 ■ S Site,
 ■ Home
 ■ A Away
 N Neutral

St. John's (NY)

Through Games Of Feb. 13, 2020

Average RPI Win:	169	WON-LOST	WINNING	LAST 10	STRENGTH OF	OPP. STRENGTH	TEAM	ADJ.	CONF.	ADJ CONF.
Average RPI Loss:	59	RECORD	PCT. RANK	GAMES	SCHEDULE	OF SCHEDULE	RPI	RPI	RPI	RPI
DIV. I ONLY	14- 10	119	4-6	46	86	60	60	6	6	
DIV. I NON-CONF.	7- 4	100	0	42	204	50	50	6	6	
TOTALS	RPI 1-25	RPI 26-50	W-L RECORDS	RPI 51-100	RPI 101-150	RPI 150+				
14- 10	0- 3	2- 4	OVERALL	2- 2	2- 0	8- 1				
8- 3	0- 1	1- 1	HOME	0- 1	2- 0	5- 0				
6- 6	0- 2	1- 2	AWAY	2- 1	0- 0	3- 1				
0- 1	0- 0	0- 1	NEUTRAL	0- 0	0- 0	0- 0				
7- 4	0- 1	1- 2	NON-CONFERENCE	0- 0	1- 0	5- 1				
5- 0	0- 0	0- 0	HOME	0- 0	1- 0	4- 0				
2- 3	0- 1	1- 1	AWAY	0- 0	0- 0	1- 1				
0- 1	0- 0	0- 1	NEUTRAL	0- 0	0- 0	0- 0				
7- 6	0- 2	1- 2	CONFERENCE	2- 2	1- 0	3- 0				
3- 3	0- 1	1- 1	HOME	0- 1	1- 0	1- 0				
4- 3	0- 1	0- 1	AWAY	2- 1	0- 0	2- 0				
0- 0	0- 0	0- 0	NEUTRAL	0- 0	0- 0	0- 0				

RPI 1-25				RPI 26-50				RPI 51-100				Team's RPI: 60	RPI 101+			
RPI	S	Opponent	Score	RPI	S	Opponent	Score	RPI	S	Opponent	Score		RPI	S	Opponent	Score
19	A	DePaul	69 74	32	A	Marquette	85 94	69	A	Seton Hall	82 66		110	H	Wake Forest	82 74
19	H	DePaul	65 71	32	H	Marquette	57 67	95	A	Butler	67 42		142	H	Providence	64 58
24	A	Florida St.	70 74	33	H	Creighton	63 58	97	A	Villanova	64 66		151	H	Massachusetts	82 71
				42	A	Yale	80 66	97	H	Villanova	62 67		168	H	Lafayette	76 44
				43	A	James Madison	73 76						179	A	UNLV	75 79
				50	N	IUPUI	78 85						216	H	Fairfield	71 69
LAST 10 Division I																
				32	H	Marquette	57 67	33	H	Creighton	63 58		239	A	Georgetown	74 68
				19	H	DePaul	65 71	142	H	Providence	64 58		239	H	Georgetown	71 54
				239	A	Georgetown	74 68	19	A	DePaul	69 74		265	A	Xavier	75 67
				97	A	Villanova	64 66	32	A	Marquette	85 94		291	A	St. Bonaventure	68 56
				69	A	Seton Hall	82 66	97	H	Villanova	62 67		302	H	Army West Point	96 60

Non-Div I Games:

St. John's (NY)

■ Loss,
 ■ Non-Conf,
 ■ S Site,
 ■ H Home
 ■ A Away
 N Neutral

Stanford

Through Games Of Feb. 13, 2020

Average RPI Win:	118	WON-LOST	WINNING	LAST 10	STRENGTH OF	OPP. STRENGTH	TEAM	ADJ.	CONF.	ADJ CONF.
Average RPI Loss:	16	RECORD	PCT. RANK	GAMES	SCHEDULE	OF SCHEDULE	RPI	RPI	RPI	RPI
DIV. I ONLY	21- 3	14	8-2	30	4	10	10	1	1	
DIV. I NON-CONF.	11- 1	13	0	55	20	8	8	1	1	
TOTALS	RPI 1-25	RPI 26-50	W-L RECORDS	RPI 51-100	RPI 101-150	RPI 150+				
21- 3	4- 2	1- 1	OVERALL	6- 0	5- 0	5- 0				
13- 1	2- 1	1- 0	HOME	4- 0	3- 0	3- 0				
5- 2	1- 1	0- 1	AWAY	1- 0	2- 0	1- 0				
3- 0	1- 0	0- 0	NEUTRAL	1- 0	0- 0	1- 0				
11- 1	3- 0	1- 1	NON-CONFERENCE	1- 0	1- 0	5- 0				
7- 0	2- 0	1- 0	HOME	0- 0	1- 0	3- 0				
1- 1	0- 0	0- 1	AWAY	0- 0	0- 0	1- 0				
3- 0	1- 0	0- 0	NEUTRAL	1- 0	0- 0	1- 0				
10- 2	1- 2	0- 0	CONFERENCE	5- 0	4- 0	0- 0				
6- 1	0- 1	0- 0	HOME	4- 0	2- 0	0- 0				
4- 1	1- 1	0- 0	AWAY	1- 0	2- 0	0- 0				
0- 0	0- 0	0- 0	NEUTRAL	0- 0	0- 0	0- 0				

RPI	S	Opponent	Score	RPI	S	Opponent	Score	RPI	S	Opponent	Score	RPI	S	Opponent	Score
1	A	Oregon	55 87	39	A	Texas	64 69	63	H	Colorado	76 68	122	H	Buffalo	88 69
7	H	UCLA	69 79	47	H	Tennessee	78 51	72	N	Syracuse	77 59	134	A	California	79 65
11	N	Mississippi St.	67 62					78	H	Southern California	79 59	134	H	California	73 40
12	H	Gonzaga	76 70					91	H	Utah	82 49	135	A	Washington	58 41
13	A	Oregon St.	61 58					93	A	Washington St.	71 49	135	H	Washington	77 56
25	H	Ohio St.	71 52					93	H	Washington St.	77 58	161	H	UC Davis	67 55
												222	H	Northern Colo.	90 36
												231	A	San Francisco	97 71
												292	N	California Baptist	83 78
												308	H	Eastern Wash.	92 27
LAST 10 Division I															
78	H	Southern California	79 59	63	H	Colorado	76 68	13	A	Oregon St.	61 58	134	A	California	79 65
7	H	UCLA	69 79	1	A	Oregon	55 87	134	A	California	79 65	134	H	California	73 40
93	A	Washington St.	71 49												
135	A	Washington	58 41												
91	H	Utah	82 49												

Non-Div I Games:

Stanford

■ Loss,
 ■ Non-Conf,
 ■ S Site,
 ■ H Home
 ■ A Away
 N Neutral

Average RPI Win:	255	WON-LOST	WINNING	LAST 10	STRENGTH OF	OPP. STRENGTH	TEAM	ADJ.	CONF.	ADJ CONF.
Average RPI Loss:	113	RECORD	PCT. RANK	GAMES	SCHEDULE	OF SCHEDULE	RPI	RPI	RPI	RPI
DIV. I ONLY	7- 13	261	4-6	130	150	210	210	16	16	
DIV. I NON-CONF.	3- 7	252	0	126	175	230	230	14	14	
TOTALS	RPI 1-25	RPI 26-50	W-L RECORDS	RPI 51-100	RPI 101-150	RPI 150+				
7- 13	0- 0	0- 5	OVERALL	0- 2	1- 2	6- 4				
3- 5	0- 0	0- 1	HOME	0- 1	0- 2	3- 1				
4- 7	0- 0	0- 4	AWAY	0- 1	1- 0	3- 2				
0- 1	0- 0	0- 0	NEUTRAL	0- 0	0- 0	0- 1				
3- 7	0- 0	0- 3	NON-CONFERENCE	0- 1	0- 2	3- 1				
2- 2	0- 0	0- 0	HOME	0- 0	0- 2	2- 0				
1- 4	0- 0	0- 3	AWAY	0- 1	0- 0	1- 0				
0- 1	0- 0	0- 0	NEUTRAL	0- 0	0- 0	0- 1				
4- 6	0- 0	0- 2	CONFERENCE	0- 1	1- 0	3- 3				
1- 3	0- 0	0- 1	HOME	0- 1	0- 0	1- 1				
3- 3	0- 0	0- 1	AWAY	0- 0	1- 0	2- 2				
0- 0	0- 0	0- 0	NEUTRAL	0- 0	0- 0	0- 0				

RPI 1-25				RPI 26-50				RPI 51-100				RPI 101+				Team's RPI: 210	
RPI	S	Opponent	Score	RPI	S	Opponent	Score	RPI	S	Opponent	Score	RPI	S	Opponent	Score		
				26	A	FGCU	54 67	85	A	Penn	41 81	115	A	North Florida	60 52		
				26	H	FGCU	47 89	100	H	Liberty	48 57	117	H	Bethune-Cookman	55 59		
				27	A	Kentucky	48 67					130	H	Holy Cross	63 75		
				47	A	Tennessee	46 73					152	A	North Ala.	57 68		
				49	A	UCF	40 66					186	A	Jacksonville	52 57		
												229	A	Kennesaw St.	67 61		
												244	H	Tulsa	66 60		
												251	N	Saint Francis (PA)	73 78		
												260	A	Morehead St.	58 55		
												274	A	Lipscomb	48 34		
												274	H	Lipscomb	59 65		
												329	H	NJIT	72 49		
												334	H	Canisius	68 52		
LAST 10 Division I																	
				26	A	FGCU	54 67	152	A	North Ala.	57 68						
				115	A	North Florida	60 52	186	A	Jacksonville	52 57						
				274	A	Lipscomb	48 34	26	H	FGCU	47 89						
				329	H	NJIT	72 49	274	H	Lipscomb	59 65						
				100	H	Liberty	48 57	229	A	Kennesaw St.	67 61						

Non-Div I Games: Palm Beach Atl. 77 46 Trinity Baptist 116 40 Fla. National 80 37

Stetson

Average RPI Win:	257	WON-LOST	WINNING	LAST 10	STRENGTH OF	OPP. STRENGTH	TEAM	ADJ.	CONF.	ADJ CONF.
Average RPI Loss:	38	RECORD	PCT. RANK	GAMES	SCHEDULE	OF SCHEDULE	RPI	RPI	RPI	RPI
DIV. I ONLY	23- 1	2	10-0	326	282	66	66	27	27	
DIV. I NON-CONF.	11- 1	13	0	319	249	85	85	27	27	
TOTALS	RPI 1-25	RPI 26-50	W-L RECORDS	RPI 51-100	RPI 101-150	RPI 150+				
23- 1	0- 0	0- 1	OVERALL	1- 0	0- 0	22- 0				
11- 0	0- 0	0- 0	HOME	1- 0	0- 0	10- 0				
10- 1	0- 0	0- 1	AWAY	0- 0	0- 0	10- 0				
2- 0	0- 0	0- 0	NEUTRAL	0- 0	0- 0	2- 0				
11- 1	0- 0	0- 1	NON-CONFERENCE	1- 0	0- 0	10- 0				
4- 0	0- 0	0- 0	HOME	1- 0	0- 0	3- 0				
5- 1	0- 0	0- 1	AWAY	0- 0	0- 0	5- 0				
2- 0	0- 0	0- 0	NEUTRAL	0- 0	0- 0	2- 0				
12- 0	0- 0	0- 0	CONFERENCE	0- 0	0- 0	12- 0				
7- 0	0- 0	0- 0	HOME	0- 0	0- 0	7- 0				
5- 0	0- 0	0- 0	AWAY	0- 0	0- 0	5- 0				
0- 0	0- 0	0- 0	NEUTRAL	0- 0	0- 0	0- 0				

RPI 1-25				RPI 26-50				RPI 51-100				Team's RPI: 66				RPI 101+			
RPI	S	Opponent	Score	RPI	S	Opponent	Score	RPI	S	Opponent	Score	RPI	S	Opponent	Score	RPI	S	Opponent	Score
38	A	Arkansas	58 88					75	H	Bucknell	78 73	165	N	Western Mich.	50 47	174	A	Binghamton	67 60
												174	H	Binghamton	58 54	219	H	Maine	73 69
												223	H	Manhattan	59 54	226	A	UMass Lowell	89 69
												226	H	UMass Lowell	60 41	246	H	Iona	59 40
												254	N	Morgan St.	63 56	269	A	New Hampshire	53 44
												269	H	New Hampshire	52 50	284	A	Wagner	66 45
												287	A	Pittsburgh	59 56	294	A	UMBC	66 49
												294	H	UMBC	57 45	299	H	Vermont	67 49
												303	H	Sacred Heart	54 50	311	A	Albany (NY)	73 53
												313	A	St. Francis Brooklyn	86 73	316	A	Hofstra	81 38
												336	A	LIU Brooklyn	80 49	348	H	Hartford	66 55
LAST 10 Division I																			
174	H	Binghamton	58 54	174	A	Binghamton	67 60	311	A	Albany (NY)	73 53	348	H	Hartford	66 55	269	A	New Hampshire	53 44
269	H	New Hampshire	52 50	299	H	Vermont	67 49	226	A	UMass Lowell	89 69	226	H	UMass Lowell	60 41	294	A	UMBC	66 49
226	A	UMass Lowell	89 69	269	A	New Hampshire	53 44	226	H	UMass Lowell	60 41	294	A	UMBC	66 49	226	H	UMass Lowell	60 41
294	A	UMBC	66 49	226	H	UMass Lowell	60 41	294	A	UMBC	57 45	299	H	Vermont	67 49	294	A	UMBC	57 45
226	H	UMass Lowell	60 41	299	H	Vermont	67 49	299	H	Vermont	67 49	303	H	Sacred Heart	54 50	311	A	Albany (NY)	73 53
				303	H	Sacred Heart	54 50	311	A	Albany (NY)	73 53	313	A	St. Francis Brooklyn	86 73	316	A	Hofstra	81 38
				311	A	Albany (NY)	73 53	313	A	St. Francis Brooklyn	86 73	316	A	Hofstra	81 38	336	A	LIU Brooklyn	80 49
				313	A	St. Francis Brooklyn	86 73	316	A	Hofstra	81 38	336	A	LIU Brooklyn	80 49	348	H	Hartford	66 55
				316	A	Hofstra	81 38	336	A	LIU Brooklyn	80 49	348	H	Hartford	66 55				
				336	A	LIU Brooklyn	80 49	348	H	Hartford	66 55								
				348	H	Hartford	66 55												

Non-Div I Games: Molloy 66 49

Stony Brook

■ Loss,
 ■ Non-Conf,
 ■ S Site,
 ■ Home
 ■ A Away
 N Neutral

Syracuse

Through Games Of Feb. 13, 2020

Average RPI Win:	143	WON-LOST	WINNING	LAST 10	STRENGTH OF	OPP. STRENGTH	TEAM	ADJ.	CONF.	ADJ CONF.
Average RPI Loss:	56	RECORD	PCT. RANK	GAMES	SCHEDULE	OF SCHEDULE	RPI	RPI	RPI	RPI
DIV. I ONLY	13- 11	152	5-5	38	13	72	72	5	5	
DIV. I NON-CONF.	6- 5	151	0	75	22	120	120	3	3	
TOTALS	RPI 1-25	RPI 26-50	W-L RECORDS	RPI 51-100	RPI 101-150	RPI 150+				
13- 11	2- 3	2- 2	OVERALL	3- 4	1- 2	5- 0				
8- 3	2- 1	2- 1	HOME	0- 1	1- 0	3- 0				
3- 5	0- 1	0- 1	AWAY	2- 2	0- 1	1- 0				
2- 3	0- 1	0- 0	NEUTRAL	1- 1	0- 1	1- 0				
6- 5	0- 2	1- 1	NON-CONFERENCE	1- 1	0- 1	4- 0				
4- 1	0- 1	1- 0	HOME	0- 0	0- 0	3- 0				
0- 1	0- 0	0- 1	AWAY	0- 0	0- 0	0- 0				
2- 3	0- 1	0- 0	NEUTRAL	1- 1	0- 1	1- 0				
7- 6	2- 1	1- 1	CONFERENCE	2- 3	1- 1	1- 0				
4- 2	2- 0	1- 1	HOME	0- 1	1- 0	0- 0				
3- 4	0- 1	0- 0	AWAY	2- 2	0- 1	1- 0				
0- 0	0- 0	0- 0	NEUTRAL	0- 0	0- 0	0- 0				

RPI 1-25				RPI 26-50				RPI 51-100 Team's RPI: 72				RPI 101+			
RPI	S	Opponent	Score	RPI	S	Opponent	Score	RPI	S	Opponent	Score	RPI	S	Opponent	Score
1	H	Oregon	64 81	31	H	Virginia Tech	67 65	51	A	Virginia	41 57	110	A	Wake Forest	60 65
5	A	Louisville	58 62	35	A	Michigan	76 84	56	N	West Virginia	69 71	112	H	Notre Dame	74 63
5	H	Louisville	59 51	36	H	Duke	58 88	73	A	Boston College	89 79	136	N	Green Bay	73 79
10	N	Stanford	59 77	48	H	Ohio	66 54	88	A	Miami (FL)	62 77	170	N	Houston	87 62
24	H	Florida St.	90 89					89	H	Georgia Tech	64 82	287	A	Pittsburgh	69 51
								90	N	Michigan St.	77 63	294	H	UMBC	82 48
								94	A	North Carolina	74 56	311	H	Albany (NY)	75 53
												319	H	UMES	65 50
LAST 10 Division I															
94	A	North Carolina	74 56	110	A	Wake Forest	60 65								
5	H	Louisville	59 51	36	H	Duke	58 88								
73	A	Boston College	89 79	287	A	Pittsburgh	69 51								
51	A	Virginia	41 57	89	H	Georgia Tech	64 82								
31	H	Virginia Tech	67 65	88	A	Miami (FL)	62 77								

Non-Div I Games:

Syracuse

■ Loss,
 ■ Non-Conf,
 ■ S Site,
 ■ H Home
 ■ A Away
 N Neutral

Average RPI Win:	132	WON-LOST	WINNING	LAST 10	STRENGTH OF	OPP. STRENGTH	TEAM	ADJ.	CONF.	ADJ CONF.
Average RPI Loss:	49	RECORD	PCT. RANK	GAMES	SCHEDULE	OF SCHEDULE	RPI	RPI	RPI	RPI
DIV. I ONLY	17- 5	39	7-3	29	41	21	21	3	3	
DIV. I NON-CONF.	9- 2	37	0	131	73	39	39	4	4	
TOTALS	RPI 1-25	RPI 26-50	W-L RECORDS	RPI 51-100	RPI 101-150	RPI 150+				
17- 5	0- 3	5- 0	OVERALL	1- 1	7- 1	4- 0				
10- 2	0- 1	1- 0	HOME	1- 0	6- 1	2- 0				
7- 3	0- 2	4- 0	AWAY	0- 1	1- 0	2- 0				
0- 0	0- 0	0- 0	NEUTRAL	0- 0	0- 0	0- 0				
9- 2	0- 1	1- 0	NON-CONFERENCE	0- 1	4- 0	4- 0				
7- 0	0- 0	1- 0	HOME	0- 0	4- 0	2- 0				
2- 2	0- 1	0- 0	AWAY	0- 1	0- 0	2- 0				
0- 0	0- 0	0- 0	NEUTRAL	0- 0	0- 0	0- 0				
8- 3	0- 2	4- 0	CONFERENCE	1- 0	3- 1	0- 0				
3- 2	0- 1	0- 0	HOME	1- 0	2- 1	0- 0				
5- 1	0- 1	4- 0	AWAY	0- 0	1- 0	0- 0				
0- 0	0- 0	0- 0	NEUTRAL	0- 0	0- 0	0- 0				

RPI 1-25				RPI 26-50				RPI 51-100				RPI 101+			
RPI	S	Opponent	Score	RPI	S	Opponent	Score	RPI	S	Opponent	Score	RPI	S	Opponent	Score
6	A	Baylor	62 81	39	A	Texas	65 63	56	H	West Virginia	73 60	104	H	Kansas St.	65 61
6	H	Baylor	57 66	44	A	Iowa St.	77 74	65	A	Middle Tenn.	70 82	119	H	Auburn	80 65
18	A	Texas A&M	68 70	45	A	Oklahoma	82 63					125	A	Kansas	87 74
				46	A	Oklahoma St.	72 68					125	H	Kansas	73 59
				48	H	Ohio	79 72					126	H	Boise St.	77 65
												138	H	Robert Morris	66 61
												139	H	Cornell	59 49
												150	H	Texas Tech	76 80
												235	A	SMU	57 56
												277	H	Texas St.	79 52
												281	H	Nicholls St.	72 47
												302	A	Army West Point	66 52
LAST 10 Division I															
6	A	Baylor	62 81	6	H	Baylor	57 66								
125	A	Kansas	87 74	45	A	Oklahoma	82 63								
104	H	Kansas St.	65 61	44	A	Iowa St.	77 74								
46	A	Oklahoma St.	72 68	125	H	Kansas	73 59								
56	H	West Virginia	73 60	150	H	Texas Tech	76 80								

Non-Div I Games:

TCU

Average RPI Win:	152	WON-LOST	WINNING	LAST 10	STRENGTH OF	OPP. STRENGTH	TEAM	ADJ.	CONF.	ADJ CONF.
Average RPI Loss:	85	RECORD	PCT. RANK	GAMES	SCHEDULE	OF SCHEDULE	RPI	RPI	RPI	RPI
DIV. I ONLY	13- 10	133	6-4	34	81	74	74	9	9	
DIV. I NON-CONF.	8- 5	117	1-0	36	77	61	61	9	9	
TOTALS	RPI 1-25	RPI 26-50	W-L RECORDS	RPI 51-100	RPI 101-150	RPI 150+				
13- 10	0- 2	1- 2	OVERALL	4- 3	1- 0	7- 3				
8- 4	0- 2	1- 1	HOME	3- 0	1- 0	3- 1				
5- 4	0- 0	0- 0	AWAY	1- 2	0- 0	4- 2				
0- 2	0- 0	0- 1	NEUTRAL	0- 1	0- 0	0- 0				
8- 5	0- 1	0- 2	NON-CONFERENCE	3- 1	1- 0	4- 1				
5- 2	0- 1	0- 1	HOME	2- 0	1- 0	2- 0				
3- 1	0- 0	0- 0	AWAY	1- 0	0- 0	2- 1				
0- 2	0- 0	0- 1	NEUTRAL	0- 1	0- 0	0- 0				
5- 5	0- 1	1- 0	CONFERENCE	1- 2	0- 0	3- 2				
3- 2	0- 1	1- 0	HOME	1- 0	0- 0	1- 1				
2- 3	0- 0	0- 0	AWAY	0- 2	0- 0	2- 1				
0- 0	0- 0	0- 0	NEUTRAL	0- 0	0- 0	0- 0				

RPI 1-25				RPI 26-50				RPI 51-100				RPI 101+			
RPI	S	Opponent	Score	RPI	S	Opponent	Score	RPI	S	Opponent	Score	RPI	S	Opponent	Score
2	H	South Carolina	71 78	26	H	FGCU	67 93	58	A	South Fla.	51 99	107	H	Duquesne	85 72
8	H	UConn	54 83	33	N	Creighton	59 69	58	H	South Fla.	69 66	162	A	Wichita St.	70 72
				49	H	UCF	67 65	75	A	Bucknell	72 61	162	H	Wichita St.	75 85
								82	A	Cincinnati	81 86	170	A	Houston	61 58
								85	H	Penn	76 72	180	A	Towson	74 59
								94	N	North Carolina	58 71	194	A	La Salle	72 69
								97	H	Villanova	74 69	216	H	Fairfield	77 59
												221	A	Saint Joseph's	63 67
												235	H	SMU	85 62
												244	A	Tulsa	74 65
												265	H	Xavier	78 65
LAST 10 Division I															
58	A	South Fla.	51 99	162	A	Wichita St.	70 72								
162	H	Wichita St.	75 85	58	H	South Fla.	69 66								
49	H	UCF	67 65	235	H	SMU	85 62								
82	A	Cincinnati	81 86	170	A	Houston	61 58								
85	H	Penn	76 72	244	A	Tulsa	74 65								

Non-Div I Games:

Temple

Tennessee

Through Games Of Feb. 13, 2020

Average RPI Win:	198	WON-LOST	WINNING	LAST 10	STRENGTH OF	OPP. STRENGTH	TEAM	ADJ.	CONF.	ADJ CONF.
Average RPI Loss:	17	RECORD	PCT. RANK	GAMES	SCHEDULE	OF SCHEDULE	RPI	RPI	RPI	RPI
DIV. I ONLY	17- 7	55	6-4	93	61	47	47	4	4	
DIV. I NON-CONF.	10- 3	57	0-1	256	156	108	108	5	5	
TOTALS	RPI 1-25	RPI 26-50	W-L RECORDS	RPI 51-100	RPI 101-150	RPI 150+				
17- 7	1- 5	0- 2	OVERALL	2- 0	4- 0	10- 0				
11- 2	1- 1	0- 1	HOME	2- 0	1- 0	7- 0				
6- 5	0- 4	0- 1	AWAY	0- 0	3- 0	3- 0				
0- 0	0- 0	0- 0	NEUTRAL	0- 0	0- 0	0- 0				
10- 3	0- 2	0- 1	NON-CONFERENCE	0- 0	1- 0	9- 0				
7- 1	0- 0	0- 1	HOME	0- 0	0- 0	7- 0				
3- 2	0- 2	0- 0	AWAY	0- 0	1- 0	2- 0				
0- 0	0- 0	0- 0	NEUTRAL	0- 0	0- 0	0- 0				
7- 4	1- 3	0- 1	CONFERENCE	2- 0	3- 0	1- 0				
4- 1	1- 1	0- 0	HOME	2- 0	1- 0	0- 0				
3- 3	0- 2	0- 1	AWAY	0- 0	2- 0	1- 0				
0- 0	0- 0	0- 0	NEUTRAL	0- 0	0- 0	0- 0				

RPI 1-25				RPI 26-50				Team's RPI: 47	RPI 51-100				RPI 101+			
RPI	S	Opponent	Score	RPI	S	Opponent	Score		RPI	S	Opponent	Score	RPI	S	Opponent	Score
2	A	South Carolina	48 69	27	A	Kentucky	76 80		71	H	Alabama	65 63	106	A	Vanderbilt	78 69
8	A	UConn	45 60	39	H	Texas	60 66		83	H	Georgia	73 56	112	A	Notre Dame	74 63
10	A	Stanford	51 78										133	H	Missouri	77 66
11	H	Mississippi St.	55 72										140	A	Florida	78 50
23	A	LSU	65 75										202	A	Portland St.	88 61
23	H	LSU	63 58										210	H	Stetson	73 46
													225	H	Central Ark.	63 36
													253	H	Colorado St.	79 41
													255	H	Howard	88 38
													279	A	ETSU	72 68
													282	A	Ole Miss	84 28
													312	H	Air Force	81 54
													333	H	Ark.-Pine Bluff	92 51
													340	H	Tennessee St.	73 43
LAST 10 Division I																
23	A	LSU	65 75	8	A	UConn	45 60									
11	H	Mississippi St.	55 72	71	H	Alabama	65 63									
2	A	South Carolina	48 69	140	A	Florida	78 50									
106	A	Vanderbilt	78 69	83	H	Georgia	73 56									
23	H	LSU	63 58	282	A	Ole Miss	84 28									

Non-Div I Games:

Tennessee

■ Loss,
■ Non-Conf, S Site,
■ Home
■ Away
N Neutral

Average RPI Win:	240	WON-LOST	WINNING	LAST 10	STRENGTH OF	OPP. STRENGTH	TEAM	ADJ.	CONF.	ADJ CONF.
Average RPI Loss:	187	RECORD	PCT. RANK	GAMES	SCHEDULE	OF SCHEDULE	RPI	RPI	RPI	RPI
DIV. I ONLY	1- 20	346	1-9	181	289	340	340	20	20	
DIV. I NON-CONF.	0- 8	338	0	137	260	326	326	24	24	
TOTALS	RPI 1-25	RPI 26-50	W-L RECORDS	RPI 51-100	RPI 101-150	RPI 150+				
1- 20	0- 1	0- 1	OVERALL	0- 2	0- 2	1- 14				
1- 10	0- 0	0- 0	HOME	0- 0	0- 1	1- 9				
0- 10	0- 1	0- 1	AWAY	0- 2	0- 1	0- 5				
0- 0	0- 0	0- 0	NEUTRAL	0- 0	0- 0	0- 0				
0- 8	0- 1	0- 1	NON-CONFERENCE	0- 0	0- 1	0- 5				
0- 5	0- 0	0- 0	HOME	0- 0	0- 1	0- 4				
0- 3	0- 1	0- 1	AWAY	0- 0	0- 0	0- 1				
0- 0	0- 0	0- 0	NEUTRAL	0- 0	0- 0	0- 0				
1- 12	0- 0	0- 0	CONFERENCE	0- 2	0- 1	1- 9				
1- 5	0- 0	0- 0	HOME	0- 0	0- 0	1- 5				
0- 7	0- 0	0- 0	AWAY	0- 2	0- 1	0- 4				
0- 0	0- 0	0- 0	NEUTRAL	0- 0	0- 0	0- 0				

RPI 1-25				RPI 26-50				RPI 51-100				RPI 101+ Team's RPI: 340			
RPI	S	Opponent	Score	RPI	S	Opponent	Score	RPI	S	Opponent	Score	RPI	S	Opponent	Score
22	A	Arizona	42 77	47	A	Tennessee	43 73	61	A	Belmont	58 70	106	H	Vanderbilt	55 106
								70	A	UT Martin	71 88	113	A	Southeast Mo. St.	54 83
												152	H	North Ala.	63 88
												164	H	Columbia	65 75
												182	A	Austin Peay	58 76
												182	H	Austin Peay	55 87
												183	A	Tennessee Tech	47 88
												228	H	Eastern Ill.	52 73
												240	A	Murray St.	62 100
												240	H	Murray St.	96 81
												247	A	South Alabama	48 70
												257	H	Eastern Ky.	55 61
												260	H	Morehead St.	47 84
												274	H	Lipscomb	64 74
												278	A	Jacksonville St.	48 70
												327	H	Alcorn	57 62
												339	H	SIUE	63 76
LAST 10 Division I															
				61	A	Belmont	58 70	240	A	Murray St.	62 100				
				240	H	Murray St.	96 81	182	A	Austin Peay	58 76				
				182	H	Austin Peay	55 87	257	H	Eastern Ky.	55 61				
				183	A	Tennessee Tech	47 88	260	H	Morehead St.	47 84				
				278	A	Jacksonville St.	48 70	113	A	Southeast Mo. St.	54 83				

Non-Div I Games: Wilberforce 83 65 Fisk 91 50

Tennessee St.

Loss, Non-Conf, S Site, H Home A Away N Neutral

Tennessee Tech

Through Games Of Feb. 13, 2020

Average RPI Win:	273	WON-LOST	WINNING	LAST 10	STRENGTH OF	OPP. STRENGTH	TEAM	ADJ.	CONF.	ADJ CONF.
Average RPI Loss:	118	RECORD	PCT. RANK	GAMES	SCHEDULE	OF SCHEDULE	RPI	RPI	RPI	RPI
DIV. I ONLY	14- 8	88	6-4	333	211	183	183	20	20	
DIV. I NON-CONF.	5- 4	140	0	344	139	231	231	24	24	
TOTALS	RPI 1-25	RPI 26-50	W-L RECORDS	RPI 51-100	RPI 101-150	RPI 150+				
14- 8	0- 0	0- 0	OVERALL	0- 4	0- 2	14- 2				
7- 2	0- 0	0- 0	HOME	0- 1	0- 0	7- 1				
6- 5	0- 0	0- 0	AWAY	0- 3	0- 2	6- 0				
1- 1	0- 0	0- 0	NEUTRAL	0- 0	0- 0	1- 1				
5- 4	0- 0	0- 0	NON-CONFERENCE	0- 2	0- 1	5- 1				
2- 0	0- 0	0- 0	HOME	0- 0	0- 0	2- 0				
2- 3	0- 0	0- 0	AWAY	0- 2	0- 1	2- 0				
1- 1	0- 0	0- 0	NEUTRAL	0- 0	0- 0	1- 1				
9- 4	0- 0	0- 0	CONFERENCE	0- 2	0- 1	9- 1				
5- 2	0- 0	0- 0	HOME	0- 1	0- 0	5- 1				
4- 2	0- 0	0- 0	AWAY	0- 1	0- 1	4- 0				
0- 0	0- 0	0- 0	NEUTRAL	0- 0	0- 0	0- 0				

RPI 1-25				RPI 26-50				RPI 51-100				RPI 101+ Team's RPI: 183			
RPI	S	Opponent	Score	RPI	S	Opponent	Score	RPI	S	Opponent	Score	RPI	S	Opponent	Score
								61	H	Belmont	47 59	106	A	Vanderbilt	61 75
								65	A	Middle Tenn.	58 64	113	A	Southeast Mo. St.	72 87
								70	A	UT Martin	62 71	167	N	Northern Ill.	74 82
								86	A	Southern Ill.	65 76	173	A	Samford	72 57
												182	H	Austin Peay	58 49
												228	A	Eastern Ill.	75 62
												240	H	Murray St.	77 72
												257	A	Eastern Ky.	60 42
												257	H	Eastern Ky.	87 82
												260	A	Morehead St.	75 55
												260	H	Morehead St.	82 75
												274	H	Lipscomb	78 58
												278	H	Jacksonville St.	50 66
												328	N	Detroit Mercy	69 47
												338	A	Western Caro.	62 58
												339	A	SIUE	65 50
												340	H	Tennessee St.	88 47
												349	H	La.-Monroe	75 68
LAST 10 Division I															
				278	H	Jacksonville St.	50 66	257	H	Eastern Ky.	87 82				
				113	A	Southeast Mo. St.	72 87	260	H	Morehead St.	82 75				
				70	A	UT Martin	62 71	228	A	Eastern Ill.	75 62				
				340	H	Tennessee St.	88 47	339	A	SIUE	65 50				
				61	H	Belmont	47 59	240	H	Murray St.	77 72				

Non-Div I Games: Tenn. Wesleyan 94 45 Cumberland (TN) 88 51

Tennessee Tech

Loss, Non-Conf, S Site, H Home A Away N Neutral

Average RPI Win:	148	WON-LOST	WINNING	LAST 10	STRENGTH OF	OPP. STRENGTH	TEAM	ADJ.	CONF.	ADJ CONF.
Average RPI Loss:	50	RECORD	PCT. RANK	GAMES	SCHEDULE	OF SCHEDULE	RPI	RPI	RPI	RPI
DIV. I ONLY	15- 8	79	7-3	21	62	39	39	3	3	
DIV. I NON-CONF.	8- 4	90	0	74	111	73	73	4	4	
TOTALS	RPI 1-25	RPI 26-50	W-L RECORDS	RPI 51-100	RPI 101-150	RPI 150+				
15- 8	1- 4	5- 1	OVERALL	0- 2	4- 0	5- 1				
8- 4	1- 3	1- 1	HOME	0- 0	2- 0	4- 0				
6- 3	0- 0	4- 0	AWAY	0- 2	2- 0	0- 1				
1- 1	0- 1	0- 0	NEUTRAL	0- 0	0- 0	1- 0				
8- 4	1- 2	2- 0	NON-CONFERENCE	0- 1	0- 0	5- 1				
6- 1	1- 1	1- 0	HOME	0- 0	0- 0	4- 0				
1- 2	0- 0	1- 0	AWAY	0- 1	0- 0	0- 1				
1- 1	0- 1	0- 0	NEUTRAL	0- 0	0- 0	1- 0				
7- 4	0- 2	3- 1	CONFERENCE	0- 1	4- 0	0- 0				
2- 3	0- 2	0- 1	HOME	0- 0	2- 0	0- 0				
5- 1	0- 0	3- 0	AWAY	0- 1	2- 0	0- 0				
0- 0	0- 0	0- 0	NEUTRAL	0- 0	0- 0	0- 0				

RPI 1-25				RPI 26-50				Team's RPI: 39	RPI 51-100				RPI 101+			
RPI	S	Opponent	Score	RPI	S	Opponent	Score		RPI	S	Opponent	Score	RPI	S	Opponent	Score
6	H	Baylor	44 64	44	A	Iowa St.	81 75		56	A	West Virginia	63 68	104	A	Kansas St.	71 63
10	H	Stanford	69 64	44	H	Iowa St.	51 69		58	A	South Fla.	57 64	125	H	Kansas	85 77
16	N	NC State	73 84	45	A	Oklahoma	70 53						150	A	Texas Tech	81 66
21	H	TCU	63 65	46	A	Oklahoma St.	61 56						150	H	Texas Tech	92 66
22	H	Arizona	58 83	47	A	Tennessee	66 60						176	A	Hawaii	60 73
				48	H	Ohio	73 60						237	H	Southern U.	93 39
LAST 10 Division I																
				44	H	Iowa St.	51 69		125	H	Kansas	85 77				
				150	A	Texas Tech	81 66		104	A	Kansas St.	71 63				
				6	H	Baylor	44 64		150	H	Texas Tech	92 66				
				45	A	Oklahoma	70 53		56	A	West Virginia	63 68				
				46	A	Oklahoma St.	61 56		44	A	Iowa St.	81 75				

Non-Div I Games:

Texas

■ Loss,
■ Non-Conf,
■ S Site,
■ H Home
■ A Away
N Neutral

Average RPI Win:	120	WON-LOST	WINNING	LAST 10	STRENGTH OF	OPP. STRENGTH	TEAM	ADJ.	CONF.	ADJ CONF.
Average RPI Loss:	22	RECORD	PCT. RANK	GAMES	SCHEDULE	OF SCHEDULE	RPI	RPI	RPI	RPI
DIV. I ONLY	19- 5	32	6-4	15	31	18	18	4	4	
DIV. I NON-CONF.	12- 1	10	0	31	37	7	7	5	5	
TOTALS	RPI 1-25	RPI 26-50	W-L RECORDS	RPI 51-100	RPI 101-150	RPI 150+				
19- 5	1- 4	3- 1	OVERALL	6- 0	4- 0	5- 0				
13- 1	1- 1	2- 0	HOME	1- 0	4- 0	5- 0				
4- 3	0- 2	1- 1	AWAY	3- 0	0- 0	0- 0				
2- 1	0- 1	0- 0	NEUTRAL	2- 0	0- 0	0- 0				
12- 1	1- 1	2- 0	NON-CONFERENCE	4- 0	1- 0	4- 0				
8- 0	1- 0	2- 0	HOME	0- 0	1- 0	4- 0				
2- 0	0- 0	0- 0	AWAY	2- 0	0- 0	0- 0				
2- 1	0- 1	0- 0	NEUTRAL	2- 0	0- 0	0- 0				
7- 4	0- 3	1- 1	CONFERENCE	2- 0	3- 0	1- 0				
5- 1	0- 1	0- 0	HOME	1- 0	3- 0	1- 0				
2- 3	0- 2	1- 1	AWAY	1- 0	0- 0	0- 0				
0- 0	0- 0	0- 0	NEUTRAL	0- 0	0- 0	0- 0				

RPI 1-25				RPI 26-50				RPI 51-100				RPI 101+			
RPI	S	Opponent	Score	RPI	S	Opponent	Score	RPI	S	Opponent	Score	RPI	S	Opponent	Score
11	A	Mississippi St.	57 69	27	A	Kentucky	54 76	71	A	Alabama	79 74	106	H	Vanderbilt	74 53
21	H	TCU	70 68	36	H	Duke	79 58	78	A	Southern California	74 64	111	H	A&M-Corpus Christi	85 48
23	A	LSU	58 59	38	A	Arkansas	84 77	79	A	Rice	62 61	133	H	Missouri	72 53
23	H	LSU	54 57	46	H	Oklahoma St.	74 62	83	H	Georgia	64 63	140	H	Florida	69 42
24	N	Florida St.	58 80					87	N	Montana St.	78 67	170	H	Houston	72 43
								89	N	Georgia Tech	60 48	198	H	Little Rock	78 35
												225	H	Central Ark.	76 46
												282	H	Ole Miss	79 35
												293	H	Prairie View	80 38
LAST 10 Division I															
106	H	Vanderbilt	74 53	71	A	Alabama	79 74								
11	A	Mississippi St.	57 69	140	H	Florida	69 42								
23	A	LSU	58 59	27	A	Kentucky	54 76								
83	H	Georgia	64 63	23	H	LSU	54 57								
133	H	Missouri	72 53	282	H	Ole Miss	79 35								

Non-Div I Games:

Texas A&M

■ Loss,
■ Non-Conf, S Site,
■ Home
■ Away
N Neutral

Average RPI Win:	255	WON-LOST	WINNING	LAST 10	STRENGTH OF	OPP. STRENGTH	TEAM	ADJ.	CONF.	ADJ CONF.
Average RPI Loss:	97	RECORD	PCT. RANK	GAMES	SCHEDULE	OF SCHEDULE	RPI	RPI	RPI	RPI
DIV. I ONLY	13- 8	100	8-2	219	240	114	114	32	32	
DIV. I NON-CONF.	5- 6	187	0	14	34	49	49	31	31	
TOTALS	RPI 1-25	RPI 26-50	W-L RECORDS	RPI 51-100	RPI 101-150	RPI 150+				
13- 8	0- 2	0- 1	OVERALL	1- 2	2- 1	10- 2				
6- 0	0- 0	0- 0	HOME	1- 0	0- 0	5- 0				
7- 6	0- 2	0- 1	AWAY	0- 1	2- 0	5- 2				
0- 2	0- 0	0- 0	NEUTRAL	0- 1	0- 1	0- 0				
5- 6	0- 2	0- 1	NON-CONFERENCE	1- 2	2- 1	2- 0				
1- 0	0- 0	0- 0	HOME	1- 0	0- 0	0- 0				
4- 4	0- 2	0- 1	AWAY	0- 1	2- 0	2- 0				
0- 2	0- 0	0- 0	NEUTRAL	0- 1	0- 1	0- 0				
8- 2	0- 0	0- 0	CONFERENCE	0- 0	0- 0	8- 2				
5- 0	0- 0	0- 0	HOME	0- 0	0- 0	5- 0				
3- 2	0- 0	0- 0	AWAY	0- 0	0- 0	3- 2				
0- 0	0- 0	0- 0	NEUTRAL	0- 0	0- 0	0- 0				

RPI 1-25				RPI 26-50				RPI 51-100				RPI 101+ Team's RPI: 114			
RPI	S	Opponent	Score	RPI	S	Opponent	Score	RPI	S	Opponent	Score	RPI	S	Opponent	Score
1	A	Oregon	63 99	44	A	Iowa St.	59 79	63	A	Colorado	50 74	116	A	UT Arlington	74 63
12	A	Gonzaga	45 80					79	H	Rice	63 56	118	N	UAB	68 84
								91	N	Utah	52 61	148	A	Tulane	72 62
												157	A	Jackson St.	79 81
												176	A	Hawaii	74 57
												237	H	Southern U.	61 56
												270	A	Alabama A&M	65 58
												293	A	Prairie View	47 50
												293	H	Prairie View	88 65
												314	A	UTRGV	71 44
												322	A	Alabama St.	81 54
												327	H	Alcorn	105 70
												333	H	Ark.-Pine Bluff	78 77
												347	A	Grambling	89 85
												351	H	Mississippi Val.	88 58
LAST 10 Division I															
293	A	Prairie View	47 50	347	A	Grambling	89 85								
322	A	Alabama St.	81 54	157	A	Jackson St.	79 81								
270	A	Alabama A&M	65 58	293	H	Prairie View	88 65								
333	H	Ark.-Pine Bluff	78 77	327	H	Alcorn	105 70								
351	H	Mississippi Val.	88 58	237	H	Southern U.	61 56								

Non-Div I Games:

Texas Southern

Average RPI Win:	199	WON-LOST	WINNING	LAST 10	STRENGTH OF	OPP. STRENGTH	TEAM	ADJ.	CONF.	ADJ CONF.
Average RPI Loss:	181	RECORD	PCT. RANK	GAMES	SCHEDULE	OF SCHEDULE	RPI	RPI	RPI	RPI
DIV. I ONLY	7- 14	269	2-8	203	235	277	277	21	21	
DIV. I NON-CONF.	5- 4	140	0	234	227	151	151	20	20	
TOTALS	RPI 1-25	RPI 26-50	W-L RECORDS	RPI 51-100	RPI 101-150	RPI 150+				
7- 14	0- 1	0- 0	OVERALL	0- 3	2- 1	5- 9				
5- 6	0- 0	0- 0	HOME	0- 1	2- 0	3- 5				
2- 8	0- 1	0- 0	AWAY	0- 2	0- 1	2- 4				
0- 0	0- 0	0- 0	NEUTRAL	0- 0	0- 0	0- 0				
5- 4	0- 1	0- 0	NON-CONFERENCE	0- 0	1- 1	4- 2				
4- 0	0- 0	0- 0	HOME	0- 0	1- 0	3- 0				
1- 4	0- 1	0- 0	AWAY	0- 0	0- 1	1- 2				
0- 0	0- 0	0- 0	NEUTRAL	0- 0	0- 0	0- 0				
2- 10	0- 0	0- 0	CONFERENCE	0- 3	1- 0	1- 7				
1- 6	0- 0	0- 0	HOME	0- 1	1- 0	0- 5				
1- 4	0- 0	0- 0	AWAY	0- 2	0- 0	1- 2				
0- 0	0- 0	0- 0	NEUTRAL	0- 0	0- 0	0- 0				

RPI 1-25				RPI 26-50				RPI 51-100				RPI 101+ Team's RPI: 277			
RPI	S	Opponent	Score	RPI	S	Opponent	Score	RPI	S	Opponent	Score	RPI	S	Opponent	Score
21	A	TCU	52 79					52	A	Troy	50 84	111	H	A&M-Corpus Christi	57 48
								80	A	Coastal Caro.	67 75	116	H	UT Arlington	72 55
								80	H	Coastal Caro.	59 69	125	A	Kansas	48 68
												155	H	New Orleans	51 49
												185	A	Dartmouth	61 51
												195	H	Louisiana	67 73
												198	A	Little Rock	50 47
												198	H	Little Rock	66 78
												215	A	Oral Roberts	57 63
												238	A	Appalachian St.	65 73
												238	H	Appalachian St.	47 59
												242	H	Arkansas St.	53 56
												247	A	South Alabama	76 78
												254	A	Morgan St.	62 72
												304	H	UTSA	74 69
												327	H	Alcorn	67 59
												349	H	La.-Monroe	55 58
LAST 10 Division I															
198	A	Little Rock	50 47	52	A	Troy	50 84								
238	H	Appalachian St.	47 59	195	H	Louisiana	67 73								
80	H	Coastal Caro.	59 69	349	H	La.-Monroe	55 58								
116	H	UT Arlington	72 55	238	A	Appalachian St.	65 73								
247	A	South Alabama	76 78	80	A	Coastal Caro.	67 75								

Non-Div I Games: Texas Lutheran 72 31 Tex. Permian Basin 83 45

Texas St.

■ Loss,
 ■ Non-Conf,
 ■ S Site,
 ■ Home
 ■ A Away
 N Neutral

Average RPI Win:	226	WON-LOST	WINNING	LAST 10	STRENGTH OF	OPP. STRENGTH	TEAM	ADJ.	CONF.	ADJ CONF.
Average RPI Loss:	66	RECORD	PCT. RANK	GAMES	SCHEDULE	OF SCHEDULE	RPI	RPI	RPI	RPI
DIV. I ONLY	15- 7	65	4-6	281	84	150	150	3	3	
DIV. I NON-CONF.	11- 0	1	0	351	339	171	171	4	4	
TOTALS	RPI 1-25	RPI 26-50	W-L RECORDS	RPI 51-100	RPI 101-150	RPI 150+				
15- 7	1- 1	2- 3	OVERALL	0- 0	2- 3	10- 0				
12- 3	0- 0	2- 2	HOME	0- 0	1- 1	9- 0				
2- 4	1- 1	0- 1	AWAY	0- 0	1- 2	0- 0				
1- 0	0- 0	0- 0	NEUTRAL	0- 0	0- 0	1- 0				
11- 0	0- 0	0- 0	NON-CONFERENCE	0- 0	1- 0	10- 0				
9- 0	0- 0	0- 0	HOME	0- 0	0- 0	9- 0				
1- 0	0- 0	0- 0	AWAY	0- 0	1- 0	0- 0				
1- 0	0- 0	0- 0	NEUTRAL	0- 0	0- 0	1- 0				
4- 7	1- 1	2- 3	CONFERENCE	0- 0	1- 3	0- 0				
3- 3	0- 0	2- 2	HOME	0- 0	1- 1	0- 0				
1- 4	1- 1	0- 1	AWAY	0- 0	0- 2	0- 0				
0- 0	0- 0	0- 0	NEUTRAL	0- 0	0- 0	0- 0				

RPI 1-25				RPI 26-50				RPI 51-100				RPI 101+ Team's RPI: 150			
RPI	S	Opponent	Score	RPI	S	Opponent	Score	RPI	S	Opponent	Score	RPI	S	Opponent	Score
6	A	Baylor	79 87	39	A	Texas	66 92					104	A	Kansas St.	70 84
21	A	TCU	80 76	39	H	Texas	66 81					104	H	Kansas St.	72 76
				44	H	Iowa St.	66 96					109	A	San Diego	64 60
				45	H	Oklahoma	89 84					125	A	Kansas	50 67
				46	H	Oklahoma St.	109 79					125	H	Kansas	89 72
												158	H	Sam Houston St.	99 57
												282	H	Ole Miss	84 48
												293	H	Prairie View	82 48
												304	H	UTSA	115 58
												318	H	Houston Baptist	59 51
												332	N	Purdue Fort Wayne	82 48
												333	H	Ark.-Pine Bluff	81 55
												335	H	Northwestern St.	79 49
												344	H	Florida A&M	98 60
												349	H	La.-Monroe	83 38
LAST 10 Division I															
125	H	Kansas	89 72	45	H	Oklahoma	89 84								
39	H	Texas	66 81	125	A	Kansas	50 67								
104	A	Kansas St.	70 84	39	A	Texas	66 92								
46	H	Oklahoma St.	109 79	104	H	Kansas St.	72 76								
6	A	Baylor	79 87	21	A	TCU	80 76								

Non-Div I Games:

Texas Tech

■ Loss,
 ■ Non-Conf, S Site,
 ■ Home
 ■ Away
 N Neutral

T
o
l
e
d
o

Toledo				Through Games Of Feb. 13, 2020						
Average RPI Win:	192	WON-LOST	WINNING	LAST 10	STRENGTH OF	OPP. STRENGTH	TEAM	ADJ.	CONF.	ADJ CONF.
Average RPI Loss:	112	RECORD	PCT. RANK	GAMES	SCHEDULE	OF SCHEDULE	RPI	RPI	RPI	RPI
DIV. I ONLY		11- 11	172	6-4	118	133	153	153	10	10
DIV. I NON-CONF.		5- 6	187	0	171	206	202	202	10	10

TOTALS	RPI 1-25	RPI 26-50		W-L RECORDS	RPI 51-100		RPI 101-150		RPI 150+	
11- 11	0- 1	0- 0		OVERALL	1- 3		4- 3		6- 4	
6- 5	0- 0	0- 0		HOME	1- 2		2- 1		3- 2	
4- 5	0- 1	0- 0		AWAY	0- 0		1- 2		3- 2	
1- 1	0- 0	0- 0		NEUTRAL	0- 1		1- 0		0- 0	
5- 6	0- 0	0- 0		NON-CONFERENCE	1- 2		1- 3		3- 1	
2- 3	0- 0	0- 0		HOME	1- 1		0- 1		1- 1	
2- 2	0- 0	0- 0		AWAY	0- 0		0- 2		2- 0	
1- 1	0- 0	0- 0		NEUTRAL	0- 1		1- 0		0- 0	
6- 5	0- 1	0- 0		CONFERENCE	0- 1		3- 0		3- 3	
4- 2	0- 0	0- 0		HOME	0- 1		2- 0		2- 1	
2- 3	0- 1	0- 0		AWAY	0- 0		1- 0		1- 2	
0- 0	0- 0	0- 0		NEUTRAL	0- 0		0- 0		0- 0	

RPI 1-25				RPI 26-50				RPI 51-100				RPI 101+ Team's RPI: 153			
RPI	S	Opponent	Score	RPI	S	Opponent	Score	RPI	S	Opponent	Score	RPI	S	Opponent	Score
17	A	Central Mich.	66 73					52	N	Troy	64 71	105	H	Kent St.	69 60
								57	H	Dayton	42 60	107	A	Duquesne	74 79
								61	H	Belmont	53 48	107	N	Pacific	66 65
								64	H	Ball St.	58 60	112	A	Notre Dame	51 54
												122	A	Buffalo	78 62
												122	H	Buffalo	71 59
												149	H	Memphis	76 83
												156	H	Eastern Mich.	62 77
												165	A	Western Mich.	72 84
												167	A	Northern Ill.	63 51
												177	A	Miami (OH)	83 92
												178	H	Valparaiso	54 61
												200	H	Akron	65 61
												261	H	Bowling Green	79 72
												309	A	Georgia St.	74 48
												328	A	Detroit Mercy	82 64
												334	H	Canisius	83 65
LAST 10 Division I															
				64	H	Ball St.	58 60	17	A	Central Mich.	66 73				
				122	A	Buffalo	78 62	261	H	Bowling Green	79 72				
				177	A	Miami (OH)	83 92	200	H	Akron	65 61				
				105	H	Kent St.	69 60	167	A	Northern Ill.	63 51				
				156	H	Eastern Mich.	62 77	122	H	Buffalo	71 59				

Non-Div I Games:

Toledo

Average RPI Win: 213	WON-LOST	WINNING	LAST 10	STRENGTH OF	OPP. STRENGTH	TEAM	ADJ.	CONF.	ADJ CONF.
Average RPI Loss: 113	RECORD	PCT. RANK	GAMES	SCHEDULE	OF SCHEDULE	RPI	RPI	RPI	RPI
DIV. I ONLY	9- 11	214	5-5	121	119	180	180	14	14
DIV. I NON-CONF.	4- 6	212	0	165	84	225	225	13	13
TOTALS	RPI 1-25	RPI 26-50	W-L RECORDS	RPI 51-100	RPI 101-150	RPI 150+			
9- 11	0- 1	1- 1	OVERALL	0- 3	1- 3	7- 3			
6- 4	0- 0	1- 0	HOME	0- 1	1- 2	4- 1			
2- 6	0- 0	0- 1	AWAY	0- 2	0- 1	2- 2			
1- 1	0- 1	0- 0	NEUTRAL	0- 0	0- 0	1- 0			
4- 6	0- 1	0- 0	NON-CONFERENCE	0- 2	0- 1	4- 2			
3- 2	0- 0	0- 0	HOME	0- 1	0- 0	3- 1			
0- 3	0- 0	0- 0	AWAY	0- 1	0- 1	0- 1			
1- 1	0- 1	0- 0	NEUTRAL	0- 0	0- 0	1- 0			
5- 5	0- 0	1- 1	CONFERENCE	0- 1	1- 2	3- 1			
3- 2	0- 0	1- 0	HOME	0- 0	1- 2	1- 0			
2- 3	0- 0	0- 1	AWAY	0- 1	0- 0	2- 1			
0- 0	0- 0	0- 0	NEUTRAL	0- 0	0- 0	0- 0			

RPI 1-25				RPI 26-50				RPI 51-100				RPI 101+				Team's RPI: 180	
RPI	S	Opponent	Score	RPI	S	Opponent	Score	RPI	S	Opponent	Score	RPI	S	Opponent	Score		
9	N	Iowa	72 100	43	A	James Madison	39 81	54	A	Rutgers	53 67	109	A	San Diego	67 81		
				43	H	James Madison	76 75	55	A	Drexel	50 59	128	H	William & Mary	75 83		
								74	H	Temple	59 74	137	H	Elon	61 74		
												144	H	Northeastern	81 68		
												184	A	Delaware	62 69		
												190	H	Mt. St. Mary's	73 57		
												199	H	American	63 60		
												209	H	Penn St.	67 73		
												243	A	San Diego St.	72 80		
												246	N	Iona	75 58		
												250	H	Marshall	59 56		
												259	A	Col. of Charleston	79 62		
												268	A	UNCW	62 41		
												316	H	Hofstra	84 71		
LAST 10 Division I																	
				43	A	James Madison	39 81	268	A	UNCW	62 41						
				184	A	Delaware	62 69	259	A	Col. of Charleston	79 62						
				55	A	Drexel	50 59	43	H	James Madison	76 75						
				316	H	Hofstra	84 71	128	H	William & Mary	75 83						
				144	H	Northeastern	81 68	137	H	Elon	61 74						

Non-Div I Games: Chestnut Hill 86 49

Towson

■ Loss,
 ■ Non-Conf, S Site,
 ■ Home
 ■ Away
 N Neutral

Average RPI Win:	222	WON-LOST	WINNING	LAST 10	STRENGTH OF	OPP. STRENGTH	TEAM	ADJ.	CONF.	ADJ CONF.
Average RPI Loss:	81	RECORD	PCT. RANK	GAMES	SCHEDULE	OF SCHEDULE	RPI	RPI	RPI	RPI
DIV. I ONLY	17- 4	27	8-2	164	227	52	52	21	21	
DIV. I NON-CONF.	7- 2	53	0	108	70	28	28	20	20	
TOTALS	RPI 1-25	RPI 26-50	W-L RECORDS	RPI 51-100	RPI 101-150	RPI 150+				
17- 4	0- 1	0- 1	OVERALL	1- 1	3- 0	13- 1				
8- 1	0- 0	0- 0	HOME	1- 0	1- 0	6- 1				
7- 3	0- 1	0- 1	AWAY	0- 1	1- 0	6- 0				
2- 0	0- 0	0- 0	NEUTRAL	0- 0	1- 0	1- 0				
7- 2	0- 1	0- 1	NON-CONFERENCE	0- 0	2- 0	5- 0				
2- 0	0- 0	0- 0	HOME	0- 0	0- 0	2- 0				
3- 2	0- 1	0- 1	AWAY	0- 0	1- 0	2- 0				
2- 0	0- 0	0- 0	NEUTRAL	0- 0	1- 0	1- 0				
10- 2	0- 0	0- 0	CONFERENCE	1- 1	1- 0	8- 1				
6- 1	0- 0	0- 0	HOME	1- 0	1- 0	4- 1				
4- 1	0- 0	0- 0	AWAY	0- 1	0- 0	4- 0				
0- 0	0- 0	0- 0	NEUTRAL	0- 0	0- 0	0- 0				

RPI 1-25			RPI 26-50			RPI 51-100			Team's RPI: 52	RPI 101+		
RPI	S	Opponent	Score	RPI	S	Opponent	Score	RPI	S	Opponent	Score	
11	A	Mississippi St.	82 122	36	A	Duke	85 99	80	A	Coastal Caro.	103 124	105 N Kent St. 71 64
								80	H	Coastal Caro.	84 77	116 H UT Arlington 85 69
												117 A Bethune-Cookman 68 62
												153 N Toledo 71 64
												173 A Samford 74 65
												195 A Louisiana 67 64
												195 H Louisiana 73 79
												214 A Chattanooga 90 51
												238 H Appalachian St. 84 55
												247 H South Alabama 85 68
												277 H Texas St. 84 50
												278 H Jacksonville St. 94 64
												279 H ETSU 79 61
												301 A Ga. Southern 79 69
												309 A Georgia St. 71 57
												349 A La.-Monroe 72 65
												349 H La.-Monroe 77 65
LAST 10 Division I												
80	A	Coastal Caro.	103 124	277	H	Texas St.	84 50					
195	A	Louisiana	67 64	309	A	Georgia St.	71 57					
349	H	La.-Monroe	77 65	301	A	Ga. Southern	79 69					
247	H	South Alabama	85 68	195	H	Louisiana	73 79					
116	H	UT Arlington	85 69	349	A	La.-Monroe	72 65					

Non-Div I Games: AUM 72 42 Fort Valley St. 101 52

Troy

Tulane

Through Games Of Feb. 13, 2020

Average RPI Win: 182	WON-LOST	WINNING	LAST 10	STRENGTH OF	OPP. STRENGTH	TEAM	ADJ.	CONF.	ADJ CONF.
Average RPI Loss: 97	RECORD	PCT. RANK	GAMES	SCHEDULE	OF SCHEDULE	RPI	RPI	RPI	RPI
DIV. I ONLY	12- 12	172	6-4	88	93	148	148	9	9
DIV. I NON-CONF.	5- 8	221	0	71	124	200	200	9	9
TOTALS	RPI 1-25	RPI 26-50	W-L RECORDS	RPI 51-100	RPI 101-150	RPI 150+			
12- 12	0- 1	1- 0	OVERALL	1- 7	2- 2	8- 2			
7- 8	0- 1	1- 0	HOME	1- 4	1- 1	4- 2			
5- 2	0- 0	0- 0	AWAY	0- 1	1- 1	4- 0			
0- 2	0- 0	0- 0	NEUTRAL	0- 2	0- 0	0- 0			
5- 8	0- 1	0- 0	NON-CONFERENCE	0- 5	1- 1	4- 1			
3- 6	0- 1	0- 0	HOME	0- 3	0- 1	3- 1			
2- 0	0- 0	0- 0	AWAY	0- 0	1- 0	1- 0			
0- 2	0- 0	0- 0	NEUTRAL	0- 2	0- 0	0- 0			
7- 4	0- 0	1- 0	CONFERENCE	1- 2	1- 1	4- 1			
4- 2	0- 0	1- 0	HOME	1- 1	1- 0	1- 1			
3- 2	0- 0	0- 0	AWAY	0- 1	0- 1	3- 0			
0- 0	0- 0	0- 0	NEUTRAL	0- 0	0- 0	0- 0			

RPI 1-25				RPI 26-50				RPI 51-100				RPI 101+ Team's RPI: 148			
RPI	S	Opponent	Score	RPI	S	Opponent	Score	RPI	S	Opponent	Score	RPI	S	Opponent	Score
23	H	LSU	54 59	49	H	UCF	60 59	58	A	South Fla.	56 63	114	H	Texas Southern	62 72
								58	H	South Fla.	43 53	135	A	Washington	64 62
								63	H	Colorado	52 62	149	A	Memphis	62 64
								65	H	Middle Tenn.	62 64	149	H	Memphis	59 55
								71	H	Alabama	56 66	157	H	Jackson St.	82 46
								73	N	Boston College	76 89	162	A	Wichita St.	61 56
								76	N	Charlotte	56 60	170	H	Houston	60 66
								82	H	Cincinnati	64 59	204	A	Southern Miss.	62 58
												225	H	Central Ark.	65 38
												235	A	SMU	67 66
												244	A	Tulsa	50 46
												244	H	Tulsa	64 62
												247	H	South Alabama	53 62
												301	H	Ga. Southern	56 40
LAST 10 Division I															
				58	H	South Fla.	43 53	49	H	UCF	60 59				
				149	A	Memphis	62 64	82	H	Cincinnati	64 59				
				170	H	Houston	60 66	235	A	SMU	67 66				
				244	A	Tulsa	50 46	149	H	Memphis	59 55				
				58	A	South Fla.	56 63	244	H	Tulsa	64 62				

Non-Div I Games:

Tulane

■ Loss,
 ■ Non-Conf, S Site,
 ■ Home
 ■ Away
 N Neutral

Average RPI Win:	247	WON-LOST	WINNING	LAST 10	STRENGTH OF	OPP. STRENGTH	TEAM	ADJ.	CONF.	ADJ CONF.
Average RPI Loss:	105	RECORD	PCT. RANK	GAMES	SCHEDULE	OF SCHEDULE	RPI	RPI	RPI	RPI
DIV. I ONLY	6- 18	303	1-9	81	94	244	244	9	9	
DIV. I NON-CONF.	5- 8	221	0	85	178	195	195	9	9	
TOTALS	RPI 1-25	RPI 26-50	W-L RECORDS	RPI 51-100	RPI 101-150	RPI 150+				
6- 18	0- 1	0- 5	OVERALL	0- 4	0- 4	6- 4				
5- 6	0- 0	0- 2	HOME	0- 3	0- 1	5- 0				
1- 10	0- 1	0- 1	AWAY	0- 1	0- 3	1- 4				
0- 2	0- 0	0- 2	NEUTRAL	0- 0	0- 0	0- 0				
5- 8	0- 0	0- 4	NON-CONFERENCE	0- 1	0- 1	5- 2				
4- 2	0- 0	0- 1	HOME	0- 1	0- 0	4- 0				
1- 4	0- 0	0- 1	AWAY	0- 0	0- 1	1- 2				
0- 2	0- 0	0- 2	NEUTRAL	0- 0	0- 0	0- 0				
1- 10	0- 1	0- 1	CONFERENCE	0- 3	0- 3	1- 2				
1- 4	0- 0	0- 1	HOME	0- 2	0- 1	1- 0				
0- 6	0- 1	0- 0	AWAY	0- 1	0- 2	0- 2				
0- 0	0- 0	0- 0	NEUTRAL	0- 0	0- 0	0- 0				

RPI	S	Opponent	Score	RPI	S	Opponent	Score	RPI	S	Opponent	Score	RPI	S	Opponent	Score	Team's RPI: 244
8	A	UConn	34 92	30	N	Western Ky.	63 76	58	H	South Fla.	52 68	127	A	Abilene Christian	63 73	
				32	N	Marquette	60 61	74	H	Temple	65 74	148	A	Tulane	62 64	
				38	A	Arkansas	41 91	82	A	Cincinnati	53 78	148	H	Tulane	46 50	
				46	H	Oklahoma St.	48 78	92	H	SFA	63 67	149	A	Memphis	44 63	
				49	H	UCF	49 62					162	A	Wichita St.	46 57	
												198	A	Little Rock	51 63	
												210	A	Stetson	60 66	
												213	A	UTEP	58 51	
												215	H	Oral Roberts	67 65	
												235	A	SMU	38 57	
												242	H	Arkansas St.	79 77	
												253	H	Colorado St.	61 55	
												272	H	East Carolina	58 56	
												286	H	LMU (CA)	75 56	
LAST 10 Division I																
				82	A	Cincinnati	53 78	272	H	East Carolina	58 56					
				49	H	UCF	49 62	8	A	UConn	34 92					
				149	A	Memphis	44 63	162	A	Wichita St.	46 57					
				148	H	Tulane	46 50	58	H	South Fla.	52 68					
				235	A	SMU	38 57	148	A	Tulane	62 64					

Non-Div I Games:

Tulsa

■ Loss,
■ Non-Conf,
■ S Site,
■ H Home
■ A Away
N Neutral

Average RPI Win:	218	WON-LOST	WINNING	LAST 10	STRENGTH OF	OPP. STRENGTH	TEAM	ADJ.	CONF.	ADJ CONF.
Average RPI Loss:	102	RECORD	PCT. RANK	GAMES	SCHEDULE	OF SCHEDULE	RPI	RPI	RPI	RPI
DIV. I ONLY	14- 8	88	7-3	179	136	118	118	13	13	
DIV. I NON-CONF.	6- 4	123	0	239	137	162	162	15	15	
TOTALS	RPI 1-25	RPI 26-50	W-L RECORDS	RPI 51-100	RPI 101-150	RPI 150+				
14- 8	0- 0	1- 2	OVERALL	0- 3	2- 2	11- 1				
9- 2	0- 0	1- 0	HOME	0- 1	1- 1	7- 0				
4- 5	0- 0	0- 2	AWAY	0- 1	0- 1	4- 1				
1- 1	0- 0	0- 0	NEUTRAL	0- 1	1- 0	0- 0				
6- 4	0- 0	0- 1	NON-CONFERENCE	0- 1	2- 2	4- 0				
4- 1	0- 0	0- 0	HOME	0- 0	1- 1	3- 0				
1- 2	0- 0	0- 1	AWAY	0- 0	0- 1	1- 0				
1- 1	0- 0	0- 0	NEUTRAL	0- 1	1- 0	0- 0				
8- 4	0- 0	1- 1	CONFERENCE	0- 2	0- 0	7- 1				
5- 1	0- 0	1- 0	HOME	0- 1	0- 0	4- 0				
3- 3	0- 0	0- 1	AWAY	0- 1	0- 0	3- 1				
0- 0	0- 0	0- 0	NEUTRAL	0- 0	0- 0	0- 0				

RPI S	Opponent	Score	RPI S	Opponent	Score	RPI S	Opponent	Score	RPI S	Opponent	Score	Team's RPI: 118
28	H Old Dominion	76 65	63	N Colorado	69 77	114	N Texas Southern	84 68				
30	A Western Ky.	65 69	76	H Charlotte	75 83	119	H Auburn	80 75				
45	A Oklahoma	75 82	79	A Rice	53 64	126	H Boise St.	81 83				
						149	A Memphis	52 77				
						173	H Samford	76 69				
						192	H Fla. Atlantic	92 73				
						204	A Southern Miss.	74 68				
						213	H UTEP	63 51				
						232	A Louisiana Tech	71 51				
						247	H South Alabama	77 61				
						250	A Marshall	56 61				
						262	A North Texas	51 50				
						295	H FIU	71 58				
						304	H UTSA	94 55				
						327	A Alcorn	86 65				
						337	H McNeese	97 70				
LAST 10 Division I												
262	A North Texas	51 50	204	A Southern Miss.	74 68							
79	A Rice	53 64	192	H Fla. Atlantic	92 73							
213	H UTEP	63 51	295	H FIU	71 58							
304	H UTSA	94 55	250	A Marshall	56 61							
232	A Louisiana Tech	71 51	30	A Western Ky.	65 69							

Non-Div I Games: Ala.-Huntsville 74 57 Tuskegee 103 60

UAB

Loss, Non-Conf, S Site, H Home A Away N Neutral

Average RPI Win:	247	WON-LOST	WINNING	LAST 10	STRENGTH OF	OPP. STRENGTH	TEAM	ADJ.	CONF.	ADJ CONF.
Average RPI Loss:	156	RECORD	PCT. RANK	GAMES	SCHEDULE	OF SCHEDULE	RPI	RPI	RPI	RPI
DIV. I ONLY	12- 10	144	8-2	215	216	161	161	28	28	
DIV. I NON-CONF.	4- 8	235	0	98	132	205	205	26	26	
TOTALS	RPI 1-25	RPI 26-50	W-L RECORDS	RPI 51-100	RPI 101-150	RPI 150+				
12- 10	0- 1	0- 0	OVERALL	0- 3	1- 0	11- 6				
8- 2	0- 0	0- 0	HOME	0- 0	1- 0	7- 2				
4- 8	0- 1	0- 0	AWAY	0- 3	0- 0	4- 4				
0- 0	0- 0	0- 0	NEUTRAL	0- 0	0- 0	0- 0				
4- 8	0- 1	0- 0	NON-CONFERENCE	0- 3	1- 0	3- 4				
3- 2	0- 0	0- 0	HOME	0- 0	1- 0	2- 2				
1- 6	0- 1	0- 0	AWAY	0- 3	0- 0	1- 2				
0- 0	0- 0	0- 0	NEUTRAL	0- 0	0- 0	0- 0				
8- 2	0- 0	0- 0	CONFERENCE	0- 0	0- 0	8- 2				
5- 0	0- 0	0- 0	HOME	0- 0	0- 0	5- 0				
3- 2	0- 0	0- 0	AWAY	0- 0	0- 0	3- 2				
0- 0	0- 0	0- 0	NEUTRAL	0- 0	0- 0	0- 0				

RPI 1-25				RPI 26-50				RPI 51-100				RPI 101+ Team's RPI: 161			
RPI	S	Opponent	Score	RPI	S	Opponent	Score	RPI	S	Opponent	Score	RPI	S	Opponent	Score
10	A	Stanford	55 67					53	A	Fresno St.	65 73	131	H	Boston U.	75 68
								62	A	Minnesota	67 76	163	A	Saint Mary's (CA)	74 83
								87	A	Montana St.	65 77	169	A	Northern Ariz.	71 61
												176	H	Hawaii	62 49
												187	A	Pepperdine	67 70
												202	H	Portland St.	70 76
												206	H	Santa Clara	61 62
												231	H	San Francisco	79 67
												241	A	Cal St. Fullerton	72 61
												262	H	Long Beach St.	57 55
												276	A	UC Santa Barbara	56 46
												276	H	UC Santa Barbara	66 63
												285	H	CSUN	61 39
												289	A	UC Riverside	70 75
												296	H	Sacramento St.	77 75
												300	A	UC Irvine	68 73
												310	A	Cal Poly	42 36
												310	H	Cal Poly	71 58
LAST 10 Division I															
310	H	Cal Poly	71 58	310	A	Cal Poly	42 36								
300	A	UC Irvine	68 73	276	A	UC Santa Barbara	56 46								
241	A	Cal St. Fullerton	72 61	262	H	Long Beach St.	57 55								
276	H	UC Santa Barbara	66 63	176	H	Hawaii	62 49								
285	H	CSUN	61 39	289	A	UC Riverside	70 75								

Non-Div I Games: William Jessup 96 32

UC Davis

■ Loss,
 ■ Non-Conf,
 ■ S Site,
 ■ Home
 ■ A Away
 N Neutral

Average RPI Win:	234	WON-LOST	WINNING	LAST 10	STRENGTH OF	OPP. STRENGTH	TEAM	ADJ.	CONF.	ADJ CONF.
Average RPI Loss:	198	RECORD	PCT. RANK	GAMES	SCHEDULE	OF SCHEDULE	RPI	RPI	RPI	RPI
DIV. I ONLY	7- 16	278	4-6	264	221	300	300	28	28	
DIV. I NON-CONF.	3- 10	282	0	174	153	283	283	26	26	
TOTALS	RPI 1-25	RPI 26-50	W-L RECORDS	RPI 51-100	RPI 101-150	RPI 150+				
7- 16	0- 1	0- 0	OVERALL	0- 1	1- 2	6- 12				
4- 4	0- 0	0- 0	HOME	0- 0	1- 0	3- 4				
2- 8	0- 1	0- 0	AWAY	0- 1	0- 0	2- 6				
1- 4	0- 0	0- 0	NEUTRAL	0- 0	0- 2	1- 2				
3- 10	0- 1	0- 0	NON-CONFERENCE	0- 1	1- 2	2- 6				
2- 1	0- 0	0- 0	HOME	0- 0	1- 0	1- 1				
0- 5	0- 1	0- 0	AWAY	0- 1	0- 0	0- 3				
1- 4	0- 0	0- 0	NEUTRAL	0- 0	0- 2	1- 2				
4- 6	0- 0	0- 0	CONFERENCE	0- 0	0- 0	4- 6				
2- 3	0- 0	0- 0	HOME	0- 0	0- 0	2- 3				
2- 3	0- 0	0- 0	AWAY	0- 0	0- 0	2- 3				
0- 0	0- 0	0- 0	NEUTRAL	0- 0	0- 0	0- 0				

RPI 1-25				RPI 26-50				RPI 51-100				RPI 101+ Team's RPI: 300			
RPI	S	Opponent	Score	RPI	S	Opponent	Score	RPI	S	Opponent	Score	RPI	S	Opponent	Score
13	A	Oregon St.	57 86					93	A	Washington St.	59 87	106	N	Vanderbilt	63 76
												124	N	Davidson	72 78
												146	H	San Jose St.	79 77
												152	N	North Ala.	60 88
												161	H	UC Davis	73 68
												176	A	Hawaii	70 94
												189	A	Southern Utah	68 82
												202	H	Portland St.	61 70
												202	N	Portland St.	83 75
												231	N	San Francisco	61 68
												235	A	SMU	56 59
												241	H	Cal St. Fullerton	82 75
												262	H	Long Beach St.	46 56
												270	A	Denver	75 83
												276	A	UC Santa Barbara	57 67
												276	H	UC Santa Barbara	61 65
												285	A	CSUN	62 70
												285	H	CSUN	51 56
												286	H	LMU (CA)	80 65
												289	A	UC Riverside	77 53
												310	A	Cal Poly	68 57
LAST 10 Division I															
241	H	Cal St. Fullerton	82 75	262	H	Long Beach St.	46 56								
161	H	UC Davis	73 68	285	H	CSUN	51 56								
276	A	UC Santa Barbara	57 67	310	A	Cal Poly	68 57								
289	A	UC Riverside	77 53	276	H	UC Santa Barbara	61 65								
176	A	Hawaii	70 94	285	A	CSUN	62 70								

Non-Div I Games: Westcliff 93 41

UC Irvine

Loss, Non-Conf, S Site, H Home A Away N Neutral

Average RPI Win:	269	WON-LOST	WINNING	LAST 10	STRENGTH OF	OPP. STRENGTH	TEAM	ADJ.	CONF.	ADJ CONF.
Average RPI Loss:	188	RECORD	PCT. RANK	GAMES	SCHEDULE	OF SCHEDULE	RPI	RPI	RPI	RPI
DIV. I ONLY	7- 16	278	4-6	238	241	289	289	28	28	
DIV. I NON-CONF.	4- 10	259	1-0	195	202	261	261	26	26	
TOTALS	RPI 1-25	RPI 26-50	W-L RECORDS	RPI 51-100	RPI 101-150	RPI 150+				
7- 16	0- 2	0- 0	OVERALL	0- 1	0- 2	7- 11				
5- 4	0- 0	0- 0	HOME	0- 1	0- 0	5- 3				
2- 12	0- 2	0- 0	AWAY	0- 0	0- 2	2- 8				
0- 0	0- 0	0- 0	NEUTRAL	0- 0	0- 0	0- 0				
4- 10	0- 2	0- 0	NON-CONFERENCE	0- 1	0- 2	4- 5				
3- 2	0- 0	0- 0	HOME	0- 1	0- 0	3- 1				
1- 8	0- 2	0- 0	AWAY	0- 0	0- 2	1- 4				
0- 0	0- 0	0- 0	NEUTRAL	0- 0	0- 0	0- 0				
3- 6	0- 0	0- 0	CONFERENCE	0- 0	0- 0	3- 6				
2- 2	0- 0	0- 0	HOME	0- 0	0- 0	2- 2				
1- 4	0- 0	0- 0	AWAY	0- 0	0- 0	1- 4				
0- 0	0- 0	0- 0	NEUTRAL	0- 0	0- 0	0- 0				

RPI 1-25				RPI 26-50				RPI 51-100				RPI 101+ Team's RPI: 289			
RPI	S	Opponent	Score	RPI	S	Opponent	Score	RPI	S	Opponent	Score	RPI	S	Opponent	Score
1	A	Oregon	41 84					78	H	Southern California	59 76	121	A	VCU	51 67
22	A	Arizona	27 70									134	A	California	61 84
												161	H	UC Davis	75 70
												176	A	Hawaii	57 80
												176	H	Hawaii	59 65
												189	A	Southern Utah	68 79
												208	A	New Mexico	70 80
												213	A	UTEP	50 63
												227	H	CSU Bakersfield	53 52
												241	A	Cal St. Fullerton	61 71
												253	A	Colorado St.	40 52
												262	A	Long Beach St.	67 73
												276	H	UC Santa Barbara	66 61
												285	A	CSUN	67 62
												292	H	California Baptist	80 64
												300	H	UC Irvine	53 77
												310	A	Cal Poly	70 75
												320	H	Utah Valley	67 53
												321	H	Weber St.	54 64
												325	A	New Mexico St.	60 58
LAST 10 Division I															
241	A	Cal St. Fullerton	61 71	310	A	Cal Poly	70 75								
285	A	CSUN	67 62	276	H	UC Santa Barbara	66 61								
300	H	UC Irvine	53 77	176	A	Hawaii	57 80								
262	A	Long Beach St.	67 73	161	H	UC Davis	75 70								
176	H	Hawaii	59 65	227	H	CSU Bakersfield	53 52								

Non-Div I Games:

UC Riverside

■ Loss,
 ■ Non-Conf,
 ■ S Site,
 ■ Home
 ■ A Away
 N Neutral

Average RPI Win:	268	WON-LOST	WINNING	LAST 10	STRENGTH OF	OPP. STRENGTH	TEAM	ADJ.	CONF.	ADJ CONF.
Average RPI Loss:	183	RECORD	PCT. RANK	GAMES	SCHEDULE	OF SCHEDULE	RPI	RPI	RPI	RPI
DIV. I ONLY	8- 14	252	4-6	227	302	276	276	28	28	
DIV. I NON-CONF.	4- 8	235	0	168	287	258	258	26	26	
TOTALS	RPI 1-25	RPI 26-50	W-L RECORDS	RPI 51-100	RPI 101-150	RPI 150+				
8- 14	0- 1	0- 0	OVERALL	1- 1	0- 2	7- 10				
5- 5	0- 0	0- 0	HOME	1- 0	0- 2	4- 3				
2- 8	0- 1	0- 0	AWAY	0- 0	0- 0	2- 7				
1- 1	0- 0	0- 0	NEUTRAL	0- 1	0- 0	1- 0				
4- 8	0- 1	0- 0	NON-CONFERENCE	1- 1	0- 2	3- 4				
3- 2	0- 0	0- 0	HOME	1- 0	0- 2	2- 0				
0- 5	0- 1	0- 0	AWAY	0- 0	0- 0	0- 4				
1- 1	0- 0	0- 0	NEUTRAL	0- 1	0- 0	1- 0				
4- 6	0- 0	0- 0	CONFERENCE	0- 0	0- 0	4- 6				
2- 3	0- 0	0- 0	HOME	0- 0	0- 0	2- 3				
2- 3	0- 0	0- 0	AWAY	0- 0	0- 0	2- 3				
0- 0	0- 0	0- 0	NEUTRAL	0- 0	0- 0	0- 0				

RPI 1-25				RPI 26-50				RPI 51-100				RPI 101+ Team's RPI: 276			
RPI	S	Opponent	Score	RPI	S	Opponent	Score	RPI	S	Opponent	Score	RPI	S	Opponent	Score
22	A	Arizona	42 61					78	H	Southern California	57 46	107	H	Pacific	53 63
								92	N	SFA	56 67	146	H	San Jose St.	70 73
												161	A	UC Davis	63 66
												161	H	UC Davis	46 56
												163	A	Saint Mary's (CA)	43 64
												176	H	Hawaii	51 63
												218	A	Grand Canyon	57 58
												227	A	CSU Bakersfield	62 66
												241	A	Cal St. Fullerton	75 66
												241	H	Cal St. Fullerton	68 70
												243	H	San Diego St.	64 52
												262	A	Long Beach St.	53 59
												289	A	UC Riverside	61 66
												292	A	California Baptist	81 85
												300	A	UC Irvine	65 61
												300	H	UC Irvine	67 57
												310	H	Cal Poly	52 50
												320	H	Utah Valley	59 51
												350	N	Chicago St.	96 65
LAST 10 Division I															
262	A	Long Beach St.	53 59	161	H	UC Davis	46 56								
176	H	Hawaii	51 63	289	A	UC Riverside	61 66								
300	H	UC Irvine	67 57	300	A	UC Irvine	65 61								
161	A	UC Davis	63 66	310	H	Cal Poly	52 50								
241	A	Cal St. Fullerton	75 66	241	H	Cal St. Fullerton	68 70								

Non-Div I Games: Ottawa (AZ) 72 57

UC Santa Barbara

■ Loss,
 ■ Non-Conf,
 ■ S Site,
 ■ Home
 ■ A Away
 N Neutral

Average RPI Win:	173	WON-LOST	WINNING	LAST 10	STRENGTH OF	OPP. STRENGTH	TEAM	ADJ.	CONF.	ADJ CONF.
Average RPI Loss:	56	RECORD	PCT. RANK	GAMES	SCHEDULE	OF SCHEDULE	RPI	RPI	RPI	RPI
DIV. I ONLY	14- 8	88	6-4	45	77	49	49	9	9	
DIV. I NON-CONF.	8- 4	90	0	22	76	44	44	9	9	
TOTALS	RPI 1-25	RPI 26-50	W-L RECORDS	RPI 51-100	RPI 101-150	RPI 150+				
14- 8	1- 2	0- 2	OVERALL	2- 3	1- 1	10- 0				
10- 1	1- 1	0- 0	HOME	0- 0	1- 0	8- 0				
4- 5	0- 0	0- 1	AWAY	2- 3	0- 1	2- 0				
0- 2	0- 1	0- 1	NEUTRAL	0- 0	0- 0	0- 0				
8- 4	1- 1	0- 2	NON-CONFERENCE	1- 1	0- 0	6- 0				
7- 0	1- 0	0- 0	HOME	0- 0	0- 0	6- 0				
1- 2	0- 0	0- 1	AWAY	1- 1	0- 0	0- 0				
0- 2	0- 1	0- 1	NEUTRAL	0- 0	0- 0	0- 0				
6- 4	0- 1	0- 0	CONFERENCE	1- 2	1- 1	4- 0				
3- 1	0- 1	0- 0	HOME	0- 0	1- 0	2- 0				
3- 3	0- 0	0- 0	AWAY	1- 2	0- 1	2- 0				
0- 0	0- 0	0- 0	NEUTRAL	0- 0	0- 0	0- 0				

RPI 1-25				RPI 26-50				Team's RPI: 49				RPI 51-100				RPI 101+			
RPI	S	Opponent	Score	RPI	S	Opponent	Score	RPI	S	Opponent	Score	RPI	S	Opponent	Score	RPI	S	Opponent	Score
7	N	UCLA	56 61	26	A	FGCU	50 72	58	A	South Fla.	64 57	148	A	Tulane	59 60				
8	H	UConn	52 59	43	N	James Madison	43 46	61	A	Belmont	37 72	149	H	Memphis	82 66				
17	H	Central Mich.	64 58					74	A	Temple	65 67	160	H	Wright St.	69 53				
								82	A	Cincinnati	64 81	163	H	Saint Mary's (CA)	67 58				
								92	A	SFA	63 57	170	A	Houston	67 49				
												181	H	Quinnipiac	80 58				
												184	H	Delaware	75 49				
												210	H	Stetson	66 40				
												235	H	SMU	67 57				
												244	A	Tulsa	62 49				
												272	H	East Carolina	91 55				
												287	H	Pittsburgh	74 58				
LAST 10 Division I																			
170	A	Houston	67 49	148	A	Tulane	59 60												
244	A	Tulsa	62 49	58	A	South Fla.	64 57												
235	H	SMU	67 57	8	H	UConn	52 59												
74	A	Temple	65 67	82	A	Cincinnati	64 81												
149	H	Memphis	82 66	272	H	East Carolina	91 55												

Non-Div I Games:

UCF

Average RPI Win:	115	WON-LOST	WINNING	LAST 10	STRENGTH OF	OPP. STRENGTH	TEAM	ADJ.	CONF.	ADJ CONF.
Average RPI Loss:	50	RECORD	PCT. RANK	GAMES	SCHEDULE	OF SCHEDULE	RPI	RPI	RPI	RPI
DIV. I ONLY	21- 2	9	8-2	43	20	7	7	1	1	
DIV. I NON-CONF.	11- 0	1	0	151	56	12	12	1	1	
TOTALS	RPI 1-25	RPI 26-50	W-L RECORDS	RPI 51-100	RPI 101-150	RPI 150+				
21- 2	3- 1	4- 0	OVERALL	6- 1	3- 0	5- 0				
11- 0	1- 0	2- 0	HOME	2- 0	2- 0	4- 0				
9- 2	2- 1	1- 0	AWAY	4- 1	1- 0	1- 0				
1- 0	0- 0	1- 0	NEUTRAL	0- 0	0- 0	0- 0				
11- 0	1- 0	2- 0	NON-CONFERENCE	2- 0	1- 0	5- 0				
6- 0	0- 0	1- 0	HOME	0- 0	1- 0	4- 0				
4- 0	1- 0	0- 0	AWAY	2- 0	0- 0	1- 0				
1- 0	0- 0	1- 0	NEUTRAL	0- 0	0- 0	0- 0				
10- 2	2- 1	2- 0	CONFERENCE	4- 1	2- 0	0- 0				
5- 0	1- 0	1- 0	HOME	2- 0	1- 0	0- 0				
5- 2	1- 1	1- 0	AWAY	2- 1	1- 0	0- 0				
0- 0	0- 0	0- 0	NEUTRAL	0- 0	0- 0	0- 0				

RPI 1-25				Team's RPI: 7				RPI 26-50				RPI 51-100				RPI 101+			
RPI	S	Opponent	Score	RPI	S	Opponent	Score	RPI	S	Opponent	Score	RPI	S	Opponent	Score				
10	A	Stanford	79 69	29	A	Arizona St.	70 61	51	A	Virginia	73 62	107	H	Pacific	68 57				
15	A	Indiana	68 58	29	H	Arizona St.	68 66	63	A	Colorado	65 62	134	A	California	74 70				
22	A	Arizona	66 92	42	H	Yale	100 65	78	A	Southern California	68 70	135	H	Washington	85 80				
22	H	Arizona	70 58	49	N	UCF	61 56	78	H	Southern California	83 59	222	H	Northern Colo.	92 58				
												83	A	Georgia	59 50	262	H	Long Beach St.	86 51
												91	A	Utah	84 54	285	A	CSUN	58 44
												93	H	Washington St.	66 50	286	H	LMU (CA)	74 52
																321	H	Weber St.	85 45
LAST 10 Division I																			
				134	A	California	74 70					135	H	Washington	85 80				
				10	A	Stanford	79 69					78	A	Southern California	68 70				
				29	A	Arizona St.	70 61					63	A	Colorado	65 62				
				22	A	Arizona	66 92					91	A	Utah	84 54				
				93	H	Washington St.	66 50					22	H	Arizona	70 58				

Non-Div I Games:

UCLA

Average RPI Win: 113		WON-LOST	WINNING	LAST 10	STRENGTH OF	OPP. STRENGTH	TEAM	ADJ.	CONF.	ADJ CONF.
Average RPI Loss: 3		RECORD	PCT. RANK	GAMES	SCHEDULE	OF SCHEDULE	RPI	RPI	RPI	RPI
DIV. I ONLY		20- 3	17	8-2	19	3	8	8	9	9
DIV. I NON-CONF.		10- 3	57	1-2	5	1	4	4	9	9
TOTALS	RPI 1-25	RPI 26-50		W-L RECORDS		RPI 51-100	RPI 101-150	RPI 150+		
20- 3	2- 3	3- 0		OVERALL		5- 0	5- 0	5- 0		
9- 2	0- 2	1- 0		HOME		2- 0	3- 0	3- 0		
10- 1	2- 1	1- 0		AWAY		3- 0	2- 0	2- 0		
1- 0	0- 0	1- 0		NEUTRAL		0- 0	0- 0	0- 0		
10- 3	2- 3	2- 0		NON-CONFERENCE		3- 0	3- 0	0- 0		
4- 2	0- 2	1- 0		HOME		1- 0	2- 0	0- 0		
5- 1	2- 1	0- 0		AWAY		2- 0	1- 0	0- 0		
1- 0	0- 0	1- 0		NEUTRAL		0- 0	0- 0	0- 0		
10- 0	0- 0	1- 0		CONFERENCE		2- 0	2- 0	5- 0		
5- 0	0- 0	0- 0		HOME		1- 0	1- 0	3- 0		
5- 0	0- 0	1- 0		AWAY		1- 0	1- 0	2- 0		
0- 0	0- 0	0- 0		NEUTRAL		0- 0	0- 0	0- 0		

RPI 1-25				Team's RPI: 8		RPI 26-50				RPI 51-100				RPI 101+					
RPI	S	Opponent	Score		RPI	S	Opponent	Score		RPI	S	Opponent	Score		RPI	S	Opponent	Score	
1	H	Oregon	56	74	45	N	Oklahoma	97	53	51	H	Virginia	83	44	106	A	Vanderbilt	64	51
2	A	South Carolina	52	70	47	H	Tennessee	60	45	57	A	Dayton	75	37	112	H	Notre Dame	81	57
6	H	Baylor	58	74	49	A	UCF	59	52	69	A	Seton Hall	92	78	134	H	California	72	61
19	A	DePaul	84	74						74	A	Temple	83	54	149	A	Memphis	68	56
25	A	Ohio St.	73	62						82	H	Cincinnati	80	50	149	H	Memphis	94	55
															162	H	Wichita St.	83	55
															170	H	Houston	91	51
															235	A	SMU	80	42
															244	H	Tulsa	92	34
															272	A	East Carolina	98	42
LAST 10 Division I																			
					2	A	South Carolina	52	70	47	H	Tennessee	60	45					
					149	H	Memphis	94	55	244	H	Tulsa	92	34					
					1	H	Oregon	56	74	49	A	UCF	59	52					
					82	H	Cincinnati	80	50	149	A	Memphis	68	56					
					272	A	East Carolina	98	42	170	H	Houston	91	51					

Non-Div I Games:

UConn

Loss, Non-Conf, S Site, H Home A Away N Neutral

UIC				STRENGTH OF SCHEDULE	OPP. STRENGTH OF SCHEDULE	TEAM RPI	ADJ. RPI	CONF. RPI	ADJ CONF. RPI
Average RPI Win:	293	WON-LOST RECORD	WINNING PCT. RANK						
Average RPI Loss:	196		LAST 10 GAMES						
DIV. I ONLY	3- 22	339	1-9	293	280	341	341	22	22
DIV. I NON-CONF.	1- 10	329	0	300	219	337	337	19	19
<hr/>									
TOTALS	RPI 1-25		RPI 26-50	W-L RECORDS	RPI 51-100	RPI 101-150		RPI 150+	
3- 22	0- 1		0- 1	OVERALL	0- 0	0- 3		3- 17	
2- 10	0- 1		0- 1	HOME	0- 0	0- 0		2- 8	
1- 12	0- 0		0- 0	AWAY	0- 0	0- 3		1- 9	
0- 0	0- 0		0- 0	NEUTRAL	0- 0	0- 0		0- 0	
1- 10	0- 1		0- 0	NON-CONFERENCE	0- 0	0- 2		1- 7	
0- 5	0- 1		0- 0	HOME	0- 0	0- 0		0- 4	
1- 5	0- 0		0- 0	AWAY	0- 0	0- 2		1- 3	
0- 0	0- 0		0- 0	NEUTRAL	0- 0	0- 0		0- 0	
2- 12	0- 0		0- 1	CONFERENCE	0- 0	0- 1		2- 10	
2- 5	0- 0		0- 1	HOME	0- 0	0- 0		2- 4	
0- 7	0- 0		0- 0	AWAY	0- 0	0- 1		0- 6	
0- 0	0- 0		0- 0	NEUTRAL	0- 0	0- 0		0- 0	

RPI 1-25				RPI 26-50				RPI 51-100				RPI 101+ Team's RPI: 341			
RPI	S	Opponent	Score	RPI	S	Opponent	Score	RPI	S	Opponent	Score	RPI	S	Opponent	Score
24	H	Florida St.	42 86	50	H	IUPUI	49 88					104	A	Kansas St.	40 84
												125	A	Kansas	50 91
												136	A	Green Bay	36 73
												156	H	Eastern Mich.	59 68
												160	H	Wright St.	43 58
												165	H	Western Mich.	52 80
												177	A	Miami (OH)	35 85
												178	A	Valparaiso	37 63
												188	A	Cleveland St.	44 84
												188	H	Cleveland St.	43 83
												201	A	Northern Ky.	35 78
												201	H	Northern Ky.	46 88
												228	H	Eastern Ill.	45 80
												236	A	Milwaukee	55 71
												245	A	Youngstown St.	65 77
												245	H	Youngstown St.	59 53
												273	H	Indiana St.	40 61
												283	A	Oakland	46 63
												283	H	Oakland	70 64
												328	A	Detroit Mercy	52 58
												328	H	Detroit Mercy	62 70
												332	A	Purdue Fort Wayne	50 61
												350	A	Chicago St.	73 61
<hr/>															
LAST 10 Division I															
				201	A	Northern Ky.	35 78	50	H	IUPUI	49 88				
				328	A	Detroit Mercy	52 58	136	A	Green Bay	36 73				
				283	A	Oakland	46 63	236	A	Milwaukee	55 71				
				188	H	Cleveland St.	43 83	201	H	Northern Ky.	46 88				
				245	H	Youngstown St.	59 53	160	H	Wright St.	43 58				

Non-Div I Games:

UIC

■ Loss,
 ■ Non-Conf,
 S Site,
 ■ Home
 ■ Away
 N Neutral

Average RPI Win:	272	WON-LOST	WINNING	LAST 10	STRENGTH OF	OPP. STRENGTH	TEAM	ADJ.	CONF.	ADJ CONF.
Average RPI Loss:	197	RECORD	PCT. RANK	GAMES	SCHEDULE	OF SCHEDULE	RPI	RPI	RPI	RPI
DIV. I ONLY	7- 14	269	4-6	257	335	294	294	27	27	
DIV. I NON-CONF.	3- 7	252	0	249	334	293	293	27	27	
TOTALS	RPI 1-25	RPI 26-50	W-L RECORDS	RPI 51-100	RPI 101-150	RPI 150+				
7- 14	0- 0	0- 0	OVERALL	0- 3	0- 1	7- 10				
4- 4	0- 0	0- 0	HOME	0- 1	0- 0	4- 3				
3- 8	0- 0	0- 0	AWAY	0- 2	0- 1	3- 5				
0- 2	0- 0	0- 0	NEUTRAL	0- 0	0- 0	0- 2				
3- 7	0- 0	0- 0	NON-CONFERENCE	0- 1	0- 1	3- 5				
2- 1	0- 0	0- 0	HOME	0- 0	0- 0	2- 1				
1- 4	0- 0	0- 0	AWAY	0- 1	0- 1	1- 2				
0- 2	0- 0	0- 0	NEUTRAL	0- 0	0- 0	0- 2				
4- 7	0- 0	0- 0	CONFERENCE	0- 2	0- 0	4- 5				
2- 3	0- 0	0- 0	HOME	0- 1	0- 0	2- 2				
2- 4	0- 0	0- 0	AWAY	0- 1	0- 0	2- 3				
0- 0	0- 0	0- 0	NEUTRAL	0- 0	0- 0	0- 0				

RPI 1-25				RPI 26-50				RPI 51-100				RPI 101+ Team's RPI: 294					
RPI	S	Opponent	Score	RPI	S	Opponent	Score	RPI	S	Opponent	Score	RPI	S	Opponent	Score		
								66	A	Stony Brook	45	57	128	A	William & Mary	48	76
								66	H	Stony Brook	49	66	168	A	Lafayette	65	58
								72	A	Syracuse	48	82	174	H	Binghamton	43	61
													190	A	Mt. St. Mary's	61	71
													194	N	La Salle	58	74
													219	A	Maine	74	54
													226	A	UMass Lowell	64	75
													226	H	UMass Lowell	65	52
													229	N	Kennesaw St.	44	59
													254	H	Morgan St.	65	63
													255	H	Howard	61	72
													269	H	New Hampshire	63	72
													284	A	Wagner	60	67
													299	A	Vermont	58	60
													311	A	Albany (NY)	51	56
													342	H	Coppin St.	71	48
													348	A	Hartford	56	47
													348	H	Hartford	61	54
LAST 10 Division I																	
				226	H	UMass Lowell	65	52					348	H	Hartford	61	54
				348	A	Hartford	56	47					269	H	New Hampshire	63	72
				66	H	Stony Brook	49	66					299	A	Vermont	58	60
				311	A	Albany (NY)	51	56					174	H	Binghamton	43	61
				219	A	Maine	74	54					226	A	UMass Lowell	64	75

Non-Div I Games: Gettysburg 92 50

UMBC

■ Loss,
 ■ Non-Conf,
 ■ S Site,
 ■ H Home
 ■ A Away
 N Neutral

UMES				STRENGTH OF SCHEDULE	OPP. STRENGTH OF SCHEDULE	TEAM RPI	ADJ. RPI	CONF. RPI	ADJ CONF. RPI
Average RPI Win:	256	WON-LOST RECORD	WINNING PCT. RANK						
Average RPI Loss:	185		LAST 10 GAMES						
DIV. I ONLY	3- 17	325	2-8	213	297	319	319	29	29
DIV. I NON-CONF.	1- 10	329	0-1	90	171	298	298	29	29

TOTALS	RPI 1-25	RPI 26-50	W-L RECORDS	RPI 51-100	RPI 101-150	RPI 150+			
3- 17	0- 0	0- 2	OVERALL	0- 2	0- 4	3- 9			
2- 6	0- 0	0- 0	HOME	0- 0	0- 2	2- 4			
1- 11	0- 0	0- 2	AWAY	0- 2	0- 2	1- 5			
0- 0	0- 0	0- 0	NEUTRAL	0- 0	0- 0	0- 0			
1- 10	0- 0	0- 2	NON-CONFERENCE	0- 2	0- 3	1- 3			
1- 3	0- 0	0- 0	HOME	0- 0	0- 1	1- 2			
0- 7	0- 0	0- 2	AWAY	0- 2	0- 2	0- 1			
0- 0	0- 0	0- 0	NEUTRAL	0- 0	0- 0	0- 0			
2- 7	0- 0	0- 0	CONFERENCE	0- 0	0- 1	2- 6			
1- 3	0- 0	0- 0	HOME	0- 0	0- 1	1- 2			
1- 4	0- 0	0- 0	AWAY	0- 0	0- 0	1- 4			
0- 0	0- 0	0- 0	NEUTRAL	0- 0	0- 0	0- 0			

RPI 1-25			RPI 26-50			RPI 51-100			RPI 101+ Team's RPI: 319		
RPI	S	Opponent	Score	RPI	S	Opponent	Score	RPI	S	Opponent	Score
28	A	Old Dominion	39 48	72	A	Syracuse	50 65	120	H	Richmond	52 64
31	A	Virginia Tech	43 86	76	A	Charlotte	44 64	128	A	William & Mary	50 78
								143	H	N.C. A&T	31 67
								147	A	UNC Greensboro	48 86
								166	A	Norfolk St.	45 68
								190	H	Mt. St. Mary's	78 76
								239	H	Georgetown	39 57
								254	A	Morgan St.	71 61
								254	H	Morgan St.	44 55
								255	H	Howard	58 79
								258	H	Longwood	62 71
								267	A	Delaware St.	58 72
								272	A	East Carolina	42 57
								324	H	N.C. Central	65 63
								342	A	Coppin St.	63 66
								346	A	South Carolina St.	55 60

LAST 10 Division I											
342	A	Coppin St.	63 66	166	A	Norfolk St.	45 68				
254	A	Morgan St.	71 61	324	H	N.C. Central	65 63				
267	A	Delaware St.	58 72	143	H	N.C. A&T	31 67				
254	H	Morgan St.	44 55	255	H	Howard	58 79				
346	A	South Carolina St.	55 60	76	A	Charlotte	44 64				

Non-Div I Games: Greensboro 65 48 Wesley 75 29

UMES

■ Loss,
 ■ Non-Conf,
 ■ S Site,
 ■ Home
 ■ A Away
 N Neutral

Average RPI Win: 276	WON-LOST	WINNING	LAST 10	STRENGTH OF	OPP. STRENGTH	TEAM	ADJ.	CONF.	ADJ CONF.
Average RPI Loss: 164	RECORD	PCT. RANK	GAMES	SCHEDULE	OF SCHEDULE	RPI	RPI	RPI	RPI
DIV. I ONLY	13- 10	133	7-3	321	220	233	233	31	31
DIV. I NON-CONF.	5- 7	205	0	269	31	264	264	32	32
TOTALS	RPI 1-25	RPI 26-50	W-L RECORDS	RPI 51-100	RPI 101-150	RPI 150+			
13- 10	0- 1	0- 0	OVERALL	0- 1	1- 4	12- 4			
8- 5	0- 0	0- 0	HOME	0- 1	1- 3	7- 1			
5- 5	0- 1	0- 0	AWAY	0- 0	0- 1	5- 3			
0- 0	0- 0	0- 0	NEUTRAL	0- 0	0- 0	0- 0			
5- 7	0- 1	0- 0	NON-CONFERENCE	0- 1	1- 4	4- 1			
4- 4	0- 0	0- 0	HOME	0- 1	1- 3	3- 0			
1- 3	0- 1	0- 0	AWAY	0- 0	0- 1	1- 1			
0- 0	0- 0	0- 0	NEUTRAL	0- 0	0- 0	0- 0			
8- 3	0- 0	0- 0	CONFERENCE	0- 0	0- 0	8- 3			
4- 1	0- 0	0- 0	HOME	0- 0	0- 0	4- 1			
4- 2	0- 0	0- 0	AWAY	0- 0	0- 0	4- 2			
0- 0	0- 0	0- 0	NEUTRAL	0- 0	0- 0	0- 0			

RPI 1-25				RPI 26-50				RPI 51-100				RPI 101+ Team's RPI: 233			
RPI	S	Opponent	Score	RPI	S	Opponent	Score	RPI	S	Opponent	Score	RPI	S	Opponent	Score
4	A	Missouri St.	58 83					100	H	Liberty	44 68	104	H	Kansas St.	67 74
												107	A	Pacific	60 89
												124	H	Davidson	64 74
												132	H	Loyola Chicago	67 72
												133	H	Missouri	59 56
												202	H	Portland St.	87 69
												218	A	Grand Canyon	74 53
												218	H	Grand Canyon	56 62
												227	A	CSU Bakersfield	60 70
												230	A	George Mason	64 58
												270	H	Denver	83 79
												292	H	California Baptist	75 65
												305	A	Omaha	53 57
												306	A	Seattle U	76 65
												308	H	Eastern Wash.	66 55
												314	A	UTRGV	72 58
												314	H	UTRGV	60 56
												320	A	Utah Valley	41 62
												325	A	New Mexico St.	55 50
												325	H	New Mexico St.	56 52
												350	H	Chicago St.	73 57
LAST 10 Division I															
218	H	Grand Canyon	56 62	218	A	Grand Canyon	74 53								
325	A	New Mexico St.	55 50	227	A	CSU Bakersfield	60 70								
314	A	UTRGV	72 58	325	H	New Mexico St.	56 52								
350	H	Chicago St.	73 57	314	H	UTRGV	60 56								
292	H	California Baptist	75 65	320	A	Utah Valley	41 62								

Non-Div I Games: Rockhurst 78 60 Science & Arts Okla74 43

UMKC

Loss, Non-Conf, S Site, H Home A Away N Neutral

Average RPI Win:	292	WON-LOST	WINNING	LAST 10	STRENGTH OF	OPP. STRENGTH	TEAM	ADJ.	CONF.	ADJ CONF.
Average RPI Loss:	138	RECORD	PCT. RANK	GAMES	SCHEDULE	OF SCHEDULE	RPI	RPI	RPI	RPI
DIV. I ONLY	12- 13	189	6-4	249	294	226	226	27	27	
DIV. I NON-CONF.	4- 9	250	0	245	273	279	279	27	27	
TOTALS	RPI 1-25	RPI 26-50	W-L RECORDS	RPI 51-100	RPI 101-150	RPI 150+				
12- 13	0- 0	0- 1	OVERALL	0- 4	0- 3	12- 5				
7- 5	0- 0	0- 1	HOME	0- 1	0- 1	7- 2				
5- 8	0- 0	0- 0	AWAY	0- 3	0- 2	5- 3				
0- 0	0- 0	0- 0	NEUTRAL	0- 0	0- 0	0- 0				
4- 9	0- 0	0- 1	NON-CONFERENCE	0- 2	0- 3	4- 3				
2- 4	0- 0	0- 1	HOME	0- 0	0- 1	2- 2				
2- 5	0- 0	0- 0	AWAY	0- 2	0- 2	2- 1				
0- 0	0- 0	0- 0	NEUTRAL	0- 0	0- 0	0- 0				
8- 4	0- 0	0- 0	CONFERENCE	0- 2	0- 0	8- 2				
5- 1	0- 0	0- 0	HOME	0- 1	0- 0	5- 0				
3- 3	0- 0	0- 0	AWAY	0- 1	0- 0	3- 2				
0- 0	0- 0	0- 0	NEUTRAL	0- 0	0- 0	0- 0				

RPI S	Opponent	Score	RPI S	Opponent	Score	RPI S	Opponent	Score	RPI S	Opponent	Score	Team's RPI: 226
42	H Yale	59 67	66	A Stony Brook	41 60	125	A Kansas	44 79				
			66	H Stony Brook	69 89	139	H Cornell	56 70				
			73	A Boston College	46 89	142	A Providence	38 63				
			96	A Colgate	51 73	151	H Massachusetts	58 74				
						174	A Binghamton	66 56				
						185	H Dartmouth	51 62				
						197	A Merrimack	50 73				
						219	A Maine	53 77				
						219	H Maine	66 57				
						269	A New Hampshire	66 53				
						269	H New Hampshire	58 53				
						294	A UMBC	52 65				
						294	H UMBC	75 64				
						299	H Vermont	61 47				
						311	H Albany (NY)	53 51				
						315	A Bryant	55 35				
						326	H Fairleigh Dickinson	61 56				
						336	H LIU Brooklyn	65 56				
						345	A Central Conn. St.	56 54				
						348	A Hartford	68 63				
LAST 10 Division I												
219	A Maine	53 77	299	H Vermont	61 47							
294	A UMBC	52 65	311	H Albany (NY)	53 51							
66	H Stony Brook	69 89	219	H Maine	66 57							
269	A New Hampshire	66 53	174	A Binghamton	66 56							
66	A Stony Brook	41 60	348	A Hartford	68 63							

Non-Div I Games:

UMass Lowell

UNC Asheville

Through Games Of Feb. 13, 2020

Average RPI Win:	265	WON-LOST	WINNING	LAST 10	STRENGTH OF	OPP. STRENGTH	TEAM	ADJ.	CONF.	ADJ CONF.
Average RPI Loss:	199	RECORD	PCT. RANK	GAMES	SCHEDULE	OF SCHEDULE	RPI	RPI	RPI	RPI
DIV. I ONLY	11- 10	161	4-6	297	331	234	234	25	25	
DIV. I NON-CONF.	4- 3	138	0	336	320	237	237	28	28	
TOTALS	RPI 1-25	RPI 26-50	W-L RECORDS	RPI 51-100	RPI 101-150	RPI 150+				
11- 10	0- 0	0- 0	OVERALL	0- 1	1- 2	10- 7				
4- 5	0- 0	0- 0	HOME	0- 0	1- 1	3- 4				
6- 5	0- 0	0- 0	AWAY	0- 1	0- 1	6- 3				
1- 0	0- 0	0- 0	NEUTRAL	0- 0	0- 0	1- 0				
4- 3	0- 0	0- 0	NON-CONFERENCE	0- 1	0- 1	4- 1				
1- 1	0- 0	0- 0	HOME	0- 0	0- 1	1- 0				
2- 2	0- 0	0- 0	AWAY	0- 1	0- 0	2- 1				
1- 0	0- 0	0- 0	NEUTRAL	0- 0	0- 0	1- 0				
7- 7	0- 0	0- 0	CONFERENCE	0- 0	1- 1	6- 6				
3- 4	0- 0	0- 0	HOME	0- 0	1- 0	2- 4				
4- 3	0- 0	0- 0	AWAY	0- 0	0- 1	4- 2				
0- 0	0- 0	0- 0	NEUTRAL	0- 0	0- 0	0- 0				

RPI 1-25			RPI 26-50			RPI 51-100			RPI 101+			Team's RPI: 234
RPI	S	Opponent	Score	RPI	S	Opponent	Score	RPI	S	Opponent	Score	
						88 A Miami (FL)	46 75	103 A Campbell			52 59	
								103 H Campbell			60 52	
								147 H UNC Greensboro			40 67	
								159 A Hampton			59 68	
								159 H Hampton			66 76	
								191 H High Point			76 60	
								212 H Gardner-Webb			59 65	
								220 A Radford			63 50	
								237 N Southern U.			53 34	
								256 A Winthrop			50 43	
								258 A Longwood			56 73	
								258 H Longwood			51 54	
								264 A Wofford			38 75	
								279 A ETSU			72 54	
								307 A Presbyterian			64 48	
								307 H Presbyterian			54 39	
								331 A USC Upstate			68 48	
								338 A Western Caro.			64 47	
								343 H Charleston So.			48 60	
								346 H South Carolina St.			82 51	
LAST 10 Division I												
307 A Presbyterian			64 48	258 A Longwood			56 73					
103 A Campbell			52 59	212 H Gardner-Webb			59 65					
258 H Longwood			51 54	343 H Charleston So.			48 60					
159 H Hampton			66 76	220 A Radford			63 50					
256 A Winthrop			50 43	191 H High Point			76 60					

Non-Div I Games: Montreat 89 45 Lenoir-Rhyne 68 48

UNC Asheville

Loss, Non-Conf, S Site, H Home A Away N Neutral

UNC Greensboro

Through Games Of Feb. 13, 2020

Average RPI Win:	243	WON-LOST	WINNING	LAST 10	STRENGTH OF	OPP. STRENGTH	TEAM	ADJ.	CONF.	ADJ CONF.
Average RPI Loss:	157	RECORD	PCT. RANK	GAMES	SCHEDULE	OF SCHEDULE	RPI	RPI	RPI	RPI
DIV. I ONLY	14- 7	71	7-3	285	243	147	147	26	26	
DIV. I NON-CONF.	8- 4	90	1-0	141	289	92	92	21	21	
TOTALS	RPI 1-25	RPI 26-50	W-L RECORDS	RPI 51-100	RPI 101-150	RPI 150+				
14- 7	0- 0	0- 0	OVERALL	1- 1	1- 3	12- 3				
8- 2	0- 0	0- 0	HOME	0- 0	0- 1	8- 1				
6- 5	0- 0	0- 0	AWAY	1- 1	1- 2	4- 2				
0- 0	0- 0	0- 0	NEUTRAL	0- 0	0- 0	0- 0				
8- 4	0- 0	0- 0	NON-CONFERENCE	1- 1	1- 3	6- 0				
4- 1	0- 0	0- 0	HOME	0- 0	0- 1	4- 0				
4- 3	0- 0	0- 0	AWAY	1- 1	1- 2	2- 0				
0- 0	0- 0	0- 0	NEUTRAL	0- 0	0- 0	0- 0				
6- 3	0- 0	0- 0	CONFERENCE	0- 0	0- 0	6- 3				
4- 1	0- 0	0- 0	HOME	0- 0	0- 0	4- 1				
2- 2	0- 0	0- 0	AWAY	0- 0	0- 0	2- 2				
0- 0	0- 0	0- 0	NEUTRAL	0- 0	0- 0	0- 0				

RPI 1-25				RPI 26-50				RPI 51-100				RPI 101+				Team's RPI: 147	
RPI	S	Opponent	Score	RPI	S	Opponent	Score	RPI	S	Opponent	Score	RPI	S	Opponent	Score		
								80	A	Coastal Caro.	54	63	103	A	Campbell	64	72
								100	A	Liberty	58	53	110	A	Wake Forest	67	65
													120	H	Richmond	62	70
													143	A	N.C. A&T	48	57
													173	H	Samford	42	56
													191	H	High Point	82	70
													214	A	Chattanooga	59	74
													214	H	Chattanooga	49	41
													217	A	Furman	59	53
													234	A	UNC Asheville	67	40
													238	H	Appalachian St.	54	47
													259	A	Col. of Charleston	69	56
													264	A	Wofford	61	66
													279	A	ETSU	65	45
													279	H	ETSU	63	47
													309	H	Georgia St.	64	49
													316	H	Mercer	67	51
													319	H	UMES	86	48
													338	H	Western Caro.	54	43
LAST 10 Division I																	
				279	A	ETSU	65	45		217	A	Furman	59	53			
				214	A	Chattanooga	59	74		338	H	Western Caro.	54	43			
				173	H	Samford	42	56		214	H	Chattanooga	49	41			
				316	H	Mercer	67	51		279	H	ETSU	63	47			
				264	A	Wofford	61	66		238	H	Appalachian St.	54	47			

Non-Div I Games: Erskine 106 44 Concord 80 45 Lenoir-Rhyne 84 59

UNC Greensboro

Loss, Non-Conf, S Site, H Home A Away N Neutral

Average RPI Win:	256	WON-LOST	WINNING	LAST 10	STRENGTH OF	OPP. STRENGTH	TEAM	ADJ.	CONF.	ADJ CONF.
Average RPI Loss:	142	RECORD	PCT. RANK	GAMES	SCHEDULE	OF SCHEDULE	RPI	RPI	RPI	RPI
DIV. I ONLY	5- 15	303	2-8	125	222	268	268	14	14	
DIV. I NON-CONF.	2- 7	288	0	152	325	285	285	13	13	
TOTALS	RPI 1-25	RPI 26-50	W-L RECORDS	RPI 51-100	RPI 101-150	RPI 150+				
5- 15	0- 1	0- 1	OVERALL	0- 3	1- 5	4- 5				
2- 8	0- 0	0- 1	HOME	0- 2	0- 2	2- 3				
3- 6	0- 1	0- 0	AWAY	0- 0	1- 3	2- 2				
0- 1	0- 0	0- 0	NEUTRAL	0- 1	0- 0	0- 0				
2- 7	0- 1	0- 0	NON-CONFERENCE	0- 2	0- 1	2- 3				
1- 3	0- 0	0- 0	HOME	0- 1	0- 0	1- 2				
1- 3	0- 1	0- 0	AWAY	0- 0	0- 1	1- 1				
0- 1	0- 0	0- 0	NEUTRAL	0- 1	0- 0	0- 0				
3- 8	0- 0	0- 1	CONFERENCE	0- 1	1- 4	2- 2				
1- 5	0- 0	0- 1	HOME	0- 1	0- 2	1- 1				
2- 3	0- 0	0- 0	AWAY	0- 0	1- 2	1- 1				
0- 0	0- 0	0- 0	NEUTRAL	0- 0	0- 0	0- 0				

RPI	S	Opponent	Score	RPI	S	Opponent	Score	RPI	S	Opponent	Score	RPI	S	Opponent	Score	Team's RPI: 268
16	A	NC State	40 80	43	H	James Madison	58 66	55	H	Drexel	72 73	110	A	Wake Forest	55 65	
								80	H	Coastal Caro.	43 62	128	A	William & Mary	72 55	
								94	N	North Carolina	45 85	128	H	William & Mary	55 63	
												137	A	Elon	53 77	
												137	H	Elon	57 60	
												144	A	Northeastern	61 63	
												180	H	Towson	41 62	
												184	H	Delaware	71 65	
												229	H	Kennesaw St.	56 58	
												256	H	Winthrop	63 75	
												258	A	Longwood	58 59	
												259	A	Col. of Charleston	63 67	
												307	A	Presbyterian	70 60	
												316	A	Hofstra	62 59	
												346	H	South Carolina St.	84 46	
LAST 10 Division I																
128	H	William & Mary	55 63	180	H	Towson	41 62									
137	H	Elon	57 60	43	H	James Madison	58 66									
144	A	Northeastern	61 63	137	A	Elon	53 77									
316	A	Hofstra	62 59	128	A	William & Mary	72 55									
259	A	Col. of Charleston	63 67	55	H	Drexel	72 73									

Non-Div I Games: Catawba 75 78 Mount Olive 75 67

UNCW

Loss, Non-Conf, S Site, H Home A Away N Neutral

Average RPI Win:	215	WON-LOST	WINNING	LAST 10	STRENGTH OF	OPP. STRENGTH	TEAM	ADJ.	CONF.	ADJ CONF.
Average RPI Loss:	141	RECORD	PCT. RANK	GAMES	SCHEDULE	OF SCHEDULE	RPI	RPI	RPI	RPI
DIV. I ONLY	12- 12	172	6-4	168	165	179	179	17	17	
DIV. I NON-CONF.	4- 7	225	0	175	67	245	245	22	22	
TOTALS	RPI 1-25	RPI 26-50	W-L RECORDS	RPI 51-100	RPI 101-150	RPI 150+				
12- 12	0- 0	0- 1	OVERALL	2- 4	1- 2	9- 5				
8- 5	0- 0	0- 1	HOME	2- 2	1- 1	5- 1				
4- 7	0- 0	0- 0	AWAY	0- 2	0- 1	4- 4				
0- 0	0- 0	0- 0	NEUTRAL	0- 0	0- 0	0- 0				
4- 7	0- 0	0- 1	NON-CONFERENCE	2- 2	0- 1	2- 3				
3- 4	0- 0	0- 1	HOME	2- 1	0- 1	1- 1				
1- 3	0- 0	0- 0	AWAY	0- 1	0- 0	1- 2				
0- 0	0- 0	0- 0	NEUTRAL	0- 0	0- 0	0- 0				
8- 5	0- 0	0- 0	CONFERENCE	0- 2	1- 1	7- 2				
5- 1	0- 0	0- 0	HOME	0- 1	1- 0	4- 0				
3- 4	0- 0	0- 0	AWAY	0- 1	0- 1	3- 2				
0- 0	0- 0	0- 0	NEUTRAL	0- 0	0- 0	0- 0				

RPI S	Opponent	Score	RPI S	Opponent	Score	RPI S	Opponent	Score	RPI S	Opponent	Score	Team's RPI: 179
36	H Duke	45 57	51	H Virginia	55 63	126	H Boise St.	66 65				
			53	A Fresno St.	58 72	137	H Elon	44 50				
			53	H Fresno St.	66 72	146	A San Jose St.	60 62				
			58	H South Fla.	61 51	187	A Pepperdine	69 44				
			60	H St. John's (NY)	79 75	189	A Southern Utah	68 72				
			78	A Southern California	54 75	203	H Wyoming	65 53				
						208	A New Mexico	68 51				
						218	A Grand Canyon	51 53				
						241	H Cal St. Fullerton	58 64				
						243	A San Diego St.	39 48				
						248	A Nevada	59 62				
						248	H Nevada	66 64				
						253	H Colorado St.	56 52				
						290	A Utah St.	60 46				
						290	H Utah St.	69 45				
						312	A Air Force	67 60				
						346	H South Carolina St.	66 57				
LAST 10 Division I												
248	A Nevada	59 62	248	H Nevada	66 64							
53	A Fresno St.	58 72	208	A New Mexico	68 51							
290	H Utah St.	69 45	146	A San Jose St.	60 62							
253	H Colorado St.	56 52	203	H Wyoming	65 53							
243	A San Diego St.	39 48	126	H Boise St.	66 65							

Non-Div I Games:

UNLV

■ Loss,
■ Non-Conf,
■ S Site,
■ H Home
■ A Away
N Neutral

USC Upstate

Through Games Of Feb. 13, 2020

Average RPI Win:	337	WON-LOST	WINNING	LAST 10	STRENGTH OF	OPP. STRENGTH	TEAM	ADJ.	CONF.	ADJ CONF.
Average RPI Loss:	185	RECORD	PCT. RANK	GAMES	SCHEDULE	OF SCHEDULE	RPI	RPI	RPI	RPI
DIV. I ONLY	6- 15	289	2-8	334	299	331	331	25	25	
DIV. I NON-CONF.	3- 4	201	0	339	181	300	300	28	28	
TOTALS	RPI 1-25	RPI 26-50	W-L RECORDS	RPI 51-100	RPI 101-150	RPI 150+				
6- 15	0- 1	0- 0	OVERALL	0- 1	0- 2	6- 11				
5- 6	0- 0	0- 0	HOME	0- 0	0- 1	5- 5				
1- 9	0- 1	0- 0	AWAY	0- 1	0- 1	1- 6				
0- 0	0- 0	0- 0	NEUTRAL	0- 0	0- 0	0- 0				
3- 4	0- 1	0- 0	NON-CONFERENCE	0- 1	0- 0	3- 2				
3- 0	0- 0	0- 0	HOME	0- 0	0- 0	3- 0				
0- 4	0- 1	0- 0	AWAY	0- 1	0- 0	0- 2				
0- 0	0- 0	0- 0	NEUTRAL	0- 0	0- 0	0- 0				
3- 11	0- 0	0- 0	CONFERENCE	0- 0	0- 2	3- 9				
2- 6	0- 0	0- 0	HOME	0- 0	0- 1	2- 5				
1- 5	0- 0	0- 0	AWAY	0- 0	0- 1	1- 4				
0- 0	0- 0	0- 0	NEUTRAL	0- 0	0- 0	0- 0				

RPI 1-25				RPI 26-50				RPI 51-100				RPI 101+ Team's RPI: 331			
RPI	S	Opponent	Score	RPI	S	Opponent	Score	RPI	S	Opponent	Score	RPI	S	Opponent	Score
2	A	South Carolina	32 112					83	A	Georgia	53 67	103	A	Campbell	38 50
												103	H	Campbell	72 80
												159	A	Hampton	40 60
												186	A	Jacksonville	43 87
												191	A	High Point	46 85
												191	H	High Point	45 81
												212	A	Gardner-Webb	53 63
												220	H	Radford	41 57
												234	H	UNC Asheville	48 68
												256	H	Winthrop	38 52
												258	H	Longwood	62 70
												272	A	East Carolina	48 69
												307	A	Presbyterian	42 55
												307	H	Presbyterian	70 60
												338	H	Western Caro.	70 62
												343	A	Charleston So.	71 64
												343	H	Charleston So.	70 53
												344	H	Florida A&M	74 61
												346	H	South Carolina St.	58 47
LAST 10 Division I															
343	A	Charleston So.	71 64	220	H	Radford	41 57								
191	H	High Point	45 81	212	A	Gardner-Webb	53 63								
307	H	Presbyterian	70 60	159	A	Hampton	40 60								
103	H	Campbell	72 80	258	H	Longwood	62 70								
307	A	Presbyterian	42 55	256	H	Winthrop	38 52								

Non-Div I Games: Mars Hill 89 31 UNKNOWN 71 49

USC Upstate

■ Loss,
 ■ Non-Conf,
 ■ S Site,
 ■ Home
 ■ A Away
 N Neutral

Average RPI Win:	243	WON-LOST	WINNING	LAST 10	STRENGTH OF	OPP. STRENGTH	TEAM	ADJ.	CONF.	ADJ CONF.
Average RPI Loss:	74	RECORD	PCT. RANK	GAMES	SCHEDULE	OF SCHEDULE	RPI	RPI	RPI	RPI
DIV. I ONLY	14- 10	119	6-4	107	162	116	116	21	21	
DIV. I NON-CONF.	6- 6	164	0	77	53	121	121	20	20	
TOTALS	RPI 1-25	RPI 26-50	W-L RECORDS	RPI 51-100	RPI 101-150	RPI 150+				
14- 10	0- 3	0- 1	OVERALL	0- 4	1- 1	13- 1				
8- 3	0- 0	0- 0	HOME	0- 2	0- 1	8- 0				
6- 4	0- 1	0- 0	AWAY	0- 2	1- 0	5- 1				
0- 3	0- 2	0- 1	NEUTRAL	0- 0	0- 0	0- 0				
6- 6	0- 3	0- 1	NON-CONFERENCE	0- 1	1- 1	5- 0				
3- 2	0- 0	0- 0	HOME	0- 1	0- 1	3- 0				
3- 1	0- 1	0- 0	AWAY	0- 0	1- 0	2- 0				
0- 3	0- 2	0- 1	NEUTRAL	0- 0	0- 0	0- 0				
8- 4	0- 0	0- 0	CONFERENCE	0- 3	0- 0	8- 1				
5- 1	0- 0	0- 0	HOME	0- 1	0- 0	5- 0				
3- 3	0- 0	0- 0	AWAY	0- 2	0- 0	3- 1				
0- 0	0- 0	0- 0	NEUTRAL	0- 0	0- 0	0- 0				

RPI 1-25				RPI 26-50				RPI 51-100				RPI 101+ Team's RPI: 116			
RPI	S	Opponent	Score	RPI	S	Opponent	Score	RPI	S	Opponent	Score	RPI	S	Opponent	Score
1	N	Oregon	54 91	46	N	Oklahoma St.	47 60	52	A	Troy	69 85	104	A	Kansas St.	57 53
5	N	Louisville	67 76					67	H	Marist	57 73	114	H	Texas Southern	63 74
14	A	Northwestern	47 74					80	A	Coastal Caro.	56 62	160	H	Wright St.	68 62
								80	H	Coastal Caro.	62 80	195	H	Louisiana	79 52
												198	H	Little Rock	65 58
												235	H	SMU	51 46
												238	A	Appalachian St.	82 60
												238	H	Appalachian St.	63 44
												242	A	Arkansas St.	89 62
												242	H	Arkansas St.	71 44
												247	A	South Alabama	68 45
												262	A	North Texas	68 49
												277	A	Texas St.	55 72
												347	A	Grambling	88 54
												349	H	La.-Monroe	72 34
												350	H	Chicago St.	84 53
LAST 10 Division I															
242	A	Arkansas St.	89 62	247	A	South Alabama	68 45								
80	H	Coastal Caro.	62 80	349	H	La.-Monroe	72 34								
238	H	Appalachian St.	63 44	195	H	Louisiana	79 52								
277	A	Texas St.	55 72	80	A	Coastal Caro.	56 62								
52	A	Troy	69 85	238	A	Appalachian St.	82 60								

Non-Div I Games:

UT Arlington

■ Loss,
 ■ Non-Conf,
 ■ S Site,
 ■ H Home
 ■ A Away
 N Neutral

Average RPI Win:	218	WON-LOST	WINNING	LAST 10	STRENGTH OF	OPP. STRENGTH	TEAM	ADJ.	CONF.	ADJ CONF.
Average RPI Loss:	74	RECORD	PCT. RANK	GAMES	SCHEDULE	OF SCHEDULE	RPI	RPI	RPI	RPI
DIV. I ONLY	15- 9	94	8-2	85	155	70	70	20	20	
DIV. I NON-CONF.	4- 7	225	0	20	11	116	116	24	24	
TOTALS	RPI 1-25	RPI 26-50	W-L RECORDS	RPI 51-100	RPI 101-150	RPI 150+				
15- 9	0- 3	1- 1	OVERALL	1- 3	0- 1	13- 1				
10- 1	0- 1	1- 0	HOME	1- 0	0- 0	8- 0				
5- 8	0- 2	0- 1	AWAY	0- 3	0- 1	5- 1				
0- 0	0- 0	0- 0	NEUTRAL	0- 0	0- 0	0- 0				
4- 7	0- 3	1- 1	NON-CONFERENCE	0- 3	0- 0	3- 0				
4- 1	0- 1	1- 0	HOME	0- 0	0- 0	3- 0				
0- 6	0- 2	0- 1	AWAY	0- 3	0- 0	0- 0				
0- 0	0- 0	0- 0	NEUTRAL	0- 0	0- 0	0- 0				
11- 2	0- 0	0- 0	CONFERENCE	1- 0	0- 1	10- 1				
6- 0	0- 0	0- 0	HOME	1- 0	0- 0	5- 0				
5- 2	0- 0	0- 0	AWAY	0- 0	0- 1	5- 1				
0- 0	0- 0	0- 0	NEUTRAL	0- 0	0- 0	0- 0				

RPI 1-25				RPI 26-50				RPI 51-100 Team's RPI: 70				RPI 101+			
RPI	S	Opponent	Score	RPI	S	Opponent	Score	RPI	S	Opponent	Score	RPI	S	Opponent	Score
5	H	Louisville	63 71	38	A	Arkansas	46 96	61	H	Belmont	74 57	113	A	Southeast Mo. St.	69 71
11	A	Mississippi St.	46 82	50	H	IUPUI	57 51	77	A	Illinois St.	47 70	173	H	Samford	80 75
12	A	Gonzaga	55 78					86	A	Southern Ill.	59 70	182	A	Austin Peay	69 61
								98	A	Saint Louis	50 56	182	H	Austin Peay	65 61
												183	H	Tennessee Tech	71 62
												214	H	Chattanooga	78 51
												228	A	Eastern Ill.	70 74
												240	A	Murray St.	89 64
												240	H	Murray St.	98 56
												257	A	Eastern Ky.	65 50
												260	A	Morehead St.	82 64
												274	H	Lipscomb	83 67
												278	H	Jacksonville St.	86 72
												339	A	SIUE	79 39
												340	H	Tennessee St.	88 71
LAST 10 Division I															
113	A	Southeast Mo. St.	69 71	339	A	SIUE	79 39								
278	H	Jacksonville St.	86 72	228	A	Eastern Ill.	70 74								
183	H	Tennessee Tech	71 62	182	H	Austin Peay	65 61								
260	A	Morehead St.	82 64	240	H	Murray St.	98 56								
257	A	Eastern Ky.	65 50	61	H	Belmont	74 57								

Non-Div I Games:

UT Martin

Average RPI Win:	261	WON-LOST	WINNING	LAST 10	STRENGTH OF	OPP. STRENGTH	TEAM	ADJ.	CONF.	ADJ CONF.
Average RPI Loss:	126	RECORD	PCT. RANK	GAMES	SCHEDULE	OF SCHEDULE	RPI	RPI	RPI	RPI
DIV. I ONLY	13- 10	133	4-6	241	188	213	213	13	13	
DIV. I NON-CONF.	7- 4	100	0	330	317	266	266	15	15	
TOTALS	RPI 1-25	RPI 26-50	W-L RECORDS	RPI 51-100	RPI 101-150	RPI 150+				
13- 10	0- 1	0- 2	OVERALL	1- 2	0- 1	12- 4				
11- 5	0- 1	0- 1	HOME	1- 1	0- 0	10- 2				
2- 5	0- 0	0- 1	AWAY	0- 1	0- 1	2- 2				
0- 0	0- 0	0- 0	NEUTRAL	0- 0	0- 0	0- 0				
7- 4	0- 1	0- 0	NON-CONFERENCE	0- 0	0- 0	7- 3				
6- 3	0- 1	0- 0	HOME	0- 0	0- 0	6- 2				
1- 1	0- 0	0- 0	AWAY	0- 0	0- 0	1- 1				
0- 0	0- 0	0- 0	NEUTRAL	0- 0	0- 0	0- 0				
6- 6	0- 0	0- 2	CONFERENCE	1- 2	0- 1	5- 1				
5- 2	0- 0	0- 1	HOME	1- 1	0- 0	4- 0				
1- 4	0- 0	0- 1	AWAY	0- 1	0- 1	1- 1				
0- 0	0- 0	0- 0	NEUTRAL	0- 0	0- 0	0- 0				

RPI 1-25				RPI 26-50				RPI 51-100				RPI 101+ Team's RPI: 213			
RPI	S	Opponent	Score	RPI	S	Opponent	Score	RPI	S	Opponent	Score	RPI	S	Opponent	Score
22	H	Arizona	43 54	28	H	Old Dominion	69 77	65	A	Middle Tenn.	60 76	118	A	UAB	51 63
				30	A	Western Ky.	65 78	76	H	Charlotte	82 76	165	H	Western Mich.	76 46
								79	H	Rice	61 69	192	H	Fla. Atlantic	96 65
												204	A	Southern Miss.	89 72
												208	H	New Mexico	78 93
												232	A	Louisiana Tech	80 87
												235	A	SMU	56 60
												244	H	Tulsa	51 58
												262	H	North Texas	67 63
												289	H	UC Riverside	63 50
												295	H	FIU	64 34
												304	H	UTSA	94 54
												309	H	Georgia St.	71 68
												321	H	Weber St.	70 51
												325	A	New Mexico St.	63 57
												325	H	New Mexico St.	65 45
												327	H	Alcorn	92 47
LAST 10 Division I															
				30	A	Western Ky.	65 78	262	H	North Texas	67 63				
				28	H	Old Dominion	69 77	79	H	Rice	61 69				
				76	H	Charlotte	82 76	304	H	UTSA	94 54				
				118	A	UAB	51 63	232	A	Louisiana Tech	80 87				
				65	A	Middle Tenn.	60 76	204	A	Southern Miss.	89 72				

Non-Div I Games:

UTEP

■ Loss,
 ■ Non-Conf, S Site,
 ■ Home
 ■ Away
 N Neutral

Average RPI Win: 305		WON-LOST	WINNING	LAST 10	STRENGTH OF	OPP. STRENGTH	TEAM	ADJ.	CONF.	ADJ CONF.
Average RPI Loss: 194		RECORD	PCT. RANK	GAMES	SCHEDULE	OF SCHEDULE	RPI	RPI	RPI	RPI
DIV. I ONLY		6- 14	284	4-6	312	324	314	314	31	31
DIV. I NON-CONF.		1- 8	322	0	172	167	316	316	32	32
TOTALS	RPI 1-25		RPI 26-50		W-L RECORDS		RPI 51-100		RPI 101-150	RPI 150+
6- 14	0- 0		0- 1		OVERALL		0- 1		0- 4	6- 8
4- 4	0- 0		0- 0		HOME		0- 0		0- 2	4- 2
2- 8	0- 0		0- 1		AWAY		0- 1		0- 2	2- 4
0- 2	0- 0		0- 0		NEUTRAL		0- 0		0- 0	0- 2
1- 8	0- 0		0- 1		NON-CONFERENCE		0- 1		0- 4	1- 2
1- 2	0- 0		0- 0		HOME		0- 0		0- 2	1- 0
0- 4	0- 0		0- 1		AWAY		0- 1		0- 2	0- 0
0- 2	0- 0		0- 0		NEUTRAL		0- 0		0- 0	0- 2
5- 6	0- 0		0- 0		CONFERENCE		0- 0		0- 0	5- 6
3- 2	0- 0		0- 0		HOME		0- 0		0- 0	3- 2
2- 4	0- 0		0- 0		AWAY		0- 0		0- 0	2- 4
0- 0	0- 0		0- 0		NEUTRAL		0- 0		0- 0	0- 0

RPI 1-25				RPI 26-50				RPI 51-100				RPI 101+				Team's RPI: 314	
RPI	S	Opponent	Score	RPI	S	Opponent	Score	RPI	S	Opponent	Score	RPI	S	Opponent	Score		
				39	A	Texas	69 85	78	A	Southern California	43 80	104	A	Kansas St.	66 79		
												111	A	A&M-Corpus Christi	50 61		
												111	H	A&M-Corpus Christi	54 59		
												114	H	Texas Southern	44 71		
												218	A	Grand Canyon	60 62		
												227	A	CSU Bakersfield	66 52		
												233	A	UMKC	56 60		
												233	H	UMKC	58 72		
												248	N	Nevada	57 62		
												262	N	Long Beach St.	65 69		
												292	H	California Baptist	87 68		
												304	H	UTSA	75 64		
												306	H	Seattle U	85 81		
												320	A	Utah Valley	54 61		
												320	H	Utah Valley	67 76		
												325	A	New Mexico St.	75 76		
												350	A	Chicago St.	87 67		
												350	H	Chicago St.	77 68		
LAST 10 Division I																	
				320	A	Utah Valley	54 61	325	A	New Mexico St.	75 76						
				350	H	Chicago St.	77 68	320	H	Utah Valley	67 76						
				233	H	UMKC	58 72	306	H	Seattle U	85 81						
				227	A	CSU Bakersfield	66 52	350	A	Chicago St.	87 67						
				218	A	Grand Canyon	60 62	233	A	UMKC	56 60						

Non-Div I Games:	Tex. A&M Int'l	72	56	Tex. A&M-Kingsville	66	45	Texas Lutheran	98	46	Minot St.	75	56
------------------	----------------	----	----	---------------------	----	----	----------------	----	----	-----------	----	----

Loss, Non-Conf, S Site, H Home A Away N Neutral

Average RPI Win:	272	WON-LOST	WINNING	LAST 10	STRENGTH OF	OPP. STRENGTH	TEAM	ADJ.	CONF.	ADJ CONF.
Average RPI Loss:	158	RECORD	PCT. RANK	GAMES	SCHEDULE	OF SCHEDULE	RPI	RPI	RPI	RPI
DIV. I ONLY	3- 17	325	1-9	135	184	304	304	13	13	
DIV. I NON-CONF.	1- 7	321	0	189	283	321	321	15	15	
TOTALS	RPI 1-25	RPI 26-50	W-L RECORDS	RPI 51-100	RPI 101-150	RPI 150+				
3- 17	0- 0	0- 2	OVERALL	0- 4	0- 2	3- 9				
2- 6	0- 0	0- 1	HOME	0- 2	0- 0	2- 3				
1- 10	0- 0	0- 1	AWAY	0- 1	0- 2	1- 6				
0- 1	0- 0	0- 0	NEUTRAL	0- 1	0- 0	0- 0				
1- 7	0- 0	0- 1	NON-CONFERENCE	0- 1	0- 1	1- 4				
1- 1	0- 0	0- 0	HOME	0- 0	0- 0	1- 1				
0- 5	0- 0	0- 1	AWAY	0- 0	0- 1	0- 3				
0- 1	0- 0	0- 0	NEUTRAL	0- 1	0- 0	0- 0				
2- 10	0- 0	0- 1	CONFERENCE	0- 3	0- 1	2- 5				
1- 5	0- 0	0- 1	HOME	0- 2	0- 0	1- 2				
1- 5	0- 0	0- 0	AWAY	0- 1	0- 1	1- 3				
0- 0	0- 0	0- 0	NEUTRAL	0- 0	0- 0	0- 0				

RPI S	Opponent	Score	RPI S	Opponent	Score	RPI S	Opponent	Score	RPI S	Opponent	Score	Team's RPI: 304
28	H Old Dominion	43 62	65	A Middle Tenn.	48 69	118	A UAB	55 94				
39	A Texas	53 84	76	H Charlotte	47 67	150	A Texas Tech	58 115				
			79	H Rice	62 74	158	H Sam Houston St.	77 81				
			91	N Utah	45 91	176	A Hawaii	50 62				
						192	H Fla. Atlantic	53 80				
						204	A Southern Miss.	65 82				
						213	A UTEP	54 94				
						232	A Louisiana Tech	82 73				
						250	A Marshall	53 66				
						262	H North Texas	55 79				
						277	A Texas St.	69 74				
						288	H Incarnate Word	63 56				
						295	H FIU	60 45				
						314	A UTRGV	64 75				
LAST 10 Division I												
250	A Marshall	53 66	79	H Rice	62 74							
76	H Charlotte	47 67	262	H North Texas	55 79							
28	H Old Dominion	43 62	213	A UTEP	54 94							
65	A Middle Tenn.	48 69	204	A Southern Miss.	65 82							
118	A UAB	55 94	232	A Louisiana Tech	82 73							

Non-Div I Games: Texas Wesleyan 80 78 Southwest (NM) 79 62 Concordia (TX) 73 44

UTSA

Loss, Non-Conf, S Site, H Home A Away N Neutral

Average RPI Win:	173	WON-LOST	WINNING	LAST 10	STRENGTH OF	OPP. STRENGTH	TEAM	ADJ.	CONF.	ADJ CONF.
Average RPI Loss:	58	RECORD	PCT. RANK	GAMES	SCHEDULE	OF SCHEDULE	RPI	RPI	RPI	RPI
DIV. I ONLY	12- 11	166	5-5	61	18	91	91	1	1	
DIV. I NON-CONF.	7- 4	100	0	299	158	201	201	1	1	
TOTALS	RPI 1-25	RPI 26-50	W-L RECORDS	RPI 51-100	RPI 101-150	RPI 150+				
12- 11	0- 6	0- 1	OVERALL	4- 2	3- 1	5- 1				
5- 6	0- 3	0- 1	HOME	1- 1	0- 1	4- 0				
5- 5	0- 3	0- 0	AWAY	3- 1	2- 0	0- 1				
2- 0	0- 0	0- 0	NEUTRAL	0- 0	1- 0	1- 0				
7- 4	0- 0	0- 1	NON-CONFERENCE	1- 1	1- 1	5- 1				
4- 2	0- 0	0- 1	HOME	0- 0	0- 1	4- 0				
1- 2	0- 0	0- 0	AWAY	1- 1	0- 0	0- 1				
2- 0	0- 0	0- 0	NEUTRAL	0- 0	1- 0	1- 0				
5- 7	0- 6	0- 0	CONFERENCE	3- 1	2- 0	0- 0				
1- 4	0- 3	0- 0	HOME	1- 1	0- 0	0- 0				
4- 3	0- 3	0- 0	AWAY	2- 0	2- 0	0- 0				
0- 0	0- 0	0- 0	NEUTRAL	0- 0	0- 0	0- 0				

RPI 1-25				RPI 26-50				RPI 51-100 Team's RPI: 91				RPI 101+			
RPI	S	Opponent	Score	RPI	S	Opponent	Score	RPI	S	Opponent	Score	RPI	S	Opponent	Score
1	A	Oregon	51 88	40	H	South Dakota	81 84	63	A	Colorado	84 69	114	N	Texas Southern	61 52
1	H	Oregon	63 90					63	H	Colorado	70 80	134	A	California	71 62
7	H	UCLA	54 84					68	A	BYU	77 73	135	A	Washington	74 65
10	A	Stanford	49 82					78	H	Southern California	67 65	142	H	Providence	60 67
13	A	Oregon St.	48 77					82	A	Cincinnati	62 68	215	H	Oral Roberts	78 58
13	H	Oregon St.	65 77					93	A	Washington St.	78 66	248	H	Nevada	68 62
												265	A	Xavier	63 70
												304	N	UTSA	91 45
												308	H	Eastern Wash.	87 49
												321	H	Weber St.	75 46
LAST 10 Division I															
93	A	Washington St.	78 66	134	A	California	71 62								
135	A	Washington	74 65	63	A	Colorado	84 69								
13	H	Oregon St.	65 77	78	H	Southern California	67 65								
1	H	Oregon	63 90	7	H	UCLA	54 84								
10	A	Stanford	49 82	1	A	Oregon	51 88								

Non-Div I Games:

Utah

Average RPI Win:	244	WON-LOST	WINNING	LAST 10	STRENGTH OF	OPP. STRENGTH	TEAM	ADJ.	CONF.	ADJ CONF.
Average RPI Loss:	179	RECORD	PCT. RANK	GAMES	SCHEDULE	OF SCHEDULE	RPI	RPI	RPI	RPI
DIV. I ONLY	6- 18	303	2-8	189	212	290	290	17	17	
DIV. I NON-CONF.	4- 6	212	0	105	199	170	170	22	22	
TOTALS	RPI 1-25	RPI 26-50	W-L RECORDS	RPI 51-100	RPI 101-150	RPI 150+				
6- 18	0- 2	0- 0	OVERALL	0- 2	1- 3	5- 11				
3- 8	0- 0	0- 0	HOME	0- 0	0- 3	3- 5				
3- 10	0- 2	0- 0	AWAY	0- 2	1- 0	2- 6				
0- 0	0- 0	0- 0	NEUTRAL	0- 0	0- 0	0- 0				
4- 6	0- 2	0- 0	NON-CONFERENCE	0- 1	0- 1	4- 2				
3- 1	0- 0	0- 0	HOME	0- 0	0- 1	3- 0				
1- 5	0- 2	0- 0	AWAY	0- 1	0- 0	1- 2				
0- 0	0- 0	0- 0	NEUTRAL	0- 0	0- 0	0- 0				
2- 12	0- 0	0- 0	CONFERENCE	0- 1	1- 2	1- 9				
0- 7	0- 0	0- 0	HOME	0- 0	0- 2	0- 5				
2- 5	0- 0	0- 0	AWAY	0- 1	1- 0	1- 4				
0- 0	0- 0	0- 0	NEUTRAL	0- 0	0- 0	0- 0				

RPI 1-25				RPI 26-50				RPI 51-100				RPI 101+ Team's RPI: 290			
RPI	S	Opponent	Score	RPI	S	Opponent	Score	RPI	S	Opponent	Score	RPI	S	Opponent	Score
1	A	Oregon	52 109					53	A	Fresno St.	64 76	126	A	Boise St.	58 56
13	A	Oregon St.	46 75					68	A	BYU	50 67	126	H	Boise St.	59 65
												145	H	Portland	64 70
												146	H	San Jose St.	61 76
												179	A	UNLV	45 69
												179	H	UNLV	46 60
												193	H	Idaho St.	69 61
												203	H	Wyoming	54 65
												241	A	Cal St. Fullerton	62 83
												243	A	San Diego St.	62 66
												243	H	San Diego St.	51 59
												248	A	Nevada	60 69
												253	A	Colorado St.	55 56
												253	H	Colorado St.	61 67
												262	A	Long Beach St.	56 48
												262	H	North Texas	66 55
												306	H	Seattle U	70 63
												312	A	Air Force	53 52
												312	H	Air Force	45 62
												320	A	Utah Valley	49 57
LAST 10 Division I															
253	H	Colorado St.	61 67	253	A	Colorado St.	55 56								
126	A	Boise St.	58 56	312	A	Air Force	53 52								
179	A	UNLV	45 69	126	H	Boise St.	59 65								
243	H	San Diego St.	51 59	248	A	Nevada	60 69								
203	H	Wyoming	54 65	312	H	Air Force	45 62								

Non-Div I Games: Dixie St. 61 49

Utah St.

Utah Valley

Through Games Of Feb. 13, 2020

Average RPI Win:	305	WON-LOST	WINNING	LAST 10	STRENGTH OF	OPP. STRENGTH	TEAM	ADJ.	CONF.	ADJ CONF.
Average RPI Loss:	225	RECORD	PCT. RANK	GAMES	SCHEDULE	OF SCHEDULE	RPI	RPI	RPI	RPI
DIV. I ONLY	7- 13	261	6-4	337	338	320	320	31	31	
DIV. I NON-CONF.	1- 9	326	0	308	294	344	344	32	32	
TOTALS	RPI 1-25	RPI 26-50	W-L RECORDS	RPI 51-100	RPI 101-150	RPI 150+				
7- 13	0- 0	0- 0	OVERALL	0- 1	0- 1	7- 11				
5- 6	0- 0	0- 0	HOME	0- 0	0- 0	5- 6				
2- 7	0- 0	0- 0	AWAY	0- 1	0- 1	2- 5				
0- 0	0- 0	0- 0	NEUTRAL	0- 0	0- 0	0- 0				
1- 9	0- 0	0- 0	NON-CONFERENCE	0- 1	0- 1	1- 7				
1- 4	0- 0	0- 0	HOME	0- 0	0- 0	1- 4				
0- 5	0- 0	0- 0	AWAY	0- 1	0- 1	0- 3				
0- 0	0- 0	0- 0	NEUTRAL	0- 0	0- 0	0- 0				
6- 4	0- 0	0- 0	CONFERENCE	0- 0	0- 0	6- 4				
4- 2	0- 0	0- 0	HOME	0- 0	0- 0	4- 2				
2- 2	0- 0	0- 0	AWAY	0- 0	0- 0	2- 2				
0- 0	0- 0	0- 0	NEUTRAL	0- 0	0- 0	0- 0				

RPI 1-25			RPI 26-50			RPI 51-100			RPI 101+			Team's RPI: 320
RPI	S	Opponent	Score	RPI	S	Opponent	Score	RPI	S	Opponent	Score	
						68 A	BYU	57	71	126 A	Boise St.	69 77
										171 H	Montana	52 63
										189 H	Southern Utah	58 71
										193 H	Idaho St.	61 88
										218 H	Grand Canyon	59 66
										227 H	CSU Bakersfield	53 55
										233 H	UMKC	62 41
										248 H	Nevada	57 60
										276 A	UC Santa Barbara	51 59
										289 A	UC Riverside	53 67
										290 H	Utah St.	57 49
										292 A	California Baptist	67 80
										306 A	Seattle U	80 82
										306 H	Seattle U	70 58
										314 A	UTRGV	76 67
										314 H	UTRGV	61 54
										321 A	Weber St.	46 72
										325 A	New Mexico St.	58 54
										350 H	Chicago St.	89 58
LAST 10 Division I												
						314 H	UTRGV	61	54	314 A	UTRGV	76 67
						306 A	Seattle U	80	82	325 A	New Mexico St.	58 54
						292 A	California Baptist	67	80	306 H	Seattle U	70 58
						218 H	Grand Canyon	59	66	233 H	UMKC	62 41
						227 H	CSU Bakersfield	53	55	350 H	Chicago St.	89 58

Non-Div I Games: Antelope Valley 77 61 Ottawa (AZ) 99 50

Utah Valley

■ Loss,
 ■ Non-Conf,
 ■ S Site,
 ■ H Home
 ■ A Away
 N Neutral

Average RPI Win:	188	WON-LOST	WINNING	LAST 10	STRENGTH OF	OPP. STRENGTH	TEAM	ADJ.	CONF.	ADJ CONF.
Average RPI Loss:	108	RECORD	PCT. RANK	GAMES	SCHEDULE	OF SCHEDULE	RPI	RPI	RPI	RPI
DIV. I ONLY	14- 10	119	8-2	114	109	121	121	12	12	
DIV. I NON-CONF.	5- 8	221	0	116	116	210	210	12	12	
TOTALS	RPI 1-25	RPI 26-50	W-L RECORDS	RPI 51-100	RPI 101-150	RPI 150+				
14- 10	0- 0	1- 0	OVERALL	2- 5	2- 3	9- 2				
8- 5	0- 0	1- 0	HOME	1- 1	1- 3	5- 1				
5- 5	0- 0	0- 0	AWAY	1- 4	1- 0	3- 1				
1- 0	0- 0	0- 0	NEUTRAL	0- 0	0- 0	1- 0				
5- 8	0- 0	1- 0	NON-CONFERENCE	0- 5	0- 2	4- 1				
4- 3	0- 0	1- 0	HOME	0- 1	0- 2	3- 0				
0- 5	0- 0	0- 0	AWAY	0- 4	0- 0	0- 1				
1- 0	0- 0	0- 0	NEUTRAL	0- 0	0- 0	1- 0				
9- 2	0- 0	0- 0	CONFERENCE	2- 0	2- 1	5- 1				
4- 2	0- 0	0- 0	HOME	1- 0	1- 1	2- 1				
5- 0	0- 0	0- 0	AWAY	1- 0	1- 0	3- 0				
0- 0	0- 0	0- 0	NEUTRAL	0- 0	0- 0	0- 0				

RPI S	Opponent	Score	RPI S	Opponent	Score	RPI S	Opponent	Score	RPI S	Opponent	Score	Team's RPI: 121
28	H Old Dominion	62 49	58	A South Fla.	55 77	107	H Duquesne	76 79				
			65	A Middle Tenn.	63 86	120	A Richmond	57 42				
			69	A Seton Hall	33 53	120	H Richmond	53 50				
			73	A Boston College	52 87	128	H William & Mary	55 69				
			82	H Cincinnati	56 58	143	H N.C. A&T	58 69				
			98	A Saint Louis	65 52	151	A Massachusetts	61 46				
			99	H Fordham	62 52	154	H George Washington	55 56				
						172	A Rhode Island	75 54				
						204	A Southern Miss.	39 51				
						221	H Saint Joseph's	47 40				
						230	A George Mason	82 63				
						238	H Appalachian St.	66 38				
						272	H East Carolina	53 40				
						289	H UC Riverside	67 51				
						291	H St. Bonaventure	56 47				
						305	N Omaha	74 66				
LAST 10 Division I												
291	H St. Bonaventure	56 47	230	A George Mason	82 63							
154	H George Washington	55 56	151	A Massachusetts	61 46							
120	A Richmond	57 42	120	H Richmond	53 50							
107	H Duquesne	76 79	98	A Saint Louis	65 52							
99	H Fordham	62 52	221	H Saint Joseph's	47 40							

Non-Div I Games:

VCU

■ Loss,
■ Non-Conf,
■ S Site,
■ H Home
■ A Away
N Neutral

Valparaiso

Through Games Of Feb. 13, 2020

Average RPI Win:	273	WON-LOST	WINNING	LAST 10	STRENGTH OF	OPP. STRENGTH	TEAM	ADJ.	CONF.	ADJ CONF.
Average RPI Loss:	61	RECORD	PCT. RANK	GAMES	SCHEDULE	OF SCHEDULE	RPI	RPI	RPI	RPI
DIV. I ONLY	13- 9	113	5-5	280	117	178	178	7	7	
DIV. I NON-CONF.	8- 3	68	0	324	242	139	139	7	7	
TOTALS	RPI 1-25	RPI 26-50	W-L RECORDS	RPI 51-100	RPI 101-150	RPI 150+				
13- 9	0- 3	0- 2	OVERALL	0- 3	1- 0	12- 1				
7- 4	0- 1	0- 1	HOME	0- 2	1- 0	6- 0				
6- 4	0- 1	0- 1	AWAY	0- 1	0- 0	6- 1				
0- 1	0- 1	0- 0	NEUTRAL	0- 0	0- 0	0- 0				
8- 3	0- 2	0- 0	NON-CONFERENCE	0- 0	0- 0	8- 1				
4- 0	0- 0	0- 0	HOME	0- 0	0- 0	4- 0				
4- 2	0- 1	0- 0	AWAY	0- 0	0- 0	4- 1				
0- 1	0- 1	0- 0	NEUTRAL	0- 0	0- 0	0- 0				
5- 6	0- 1	0- 2	CONFERENCE	0- 3	1- 0	4- 0				
3- 4	0- 1	0- 1	HOME	0- 2	1- 0	2- 0				
2- 2	0- 0	0- 1	AWAY	0- 1	0- 0	2- 0				
0- 0	0- 0	0- 0	NEUTRAL	0- 0	0- 0	0- 0				

RPI S	Opponent	Score	RPI S	Opponent	Score	RPI S	Opponent	Score	RPI S	Opponent	Score	Team's RPI: 178
4	H Missouri St.	68 81	34	A Drake	66 87	59	A UNI	70 77	132	H Loyola Chicago	66 64	
14	A Northwestern	48 69	41	H Bradley	61 75	77	H Illinois St.	60 72	153	A Toledo	61 54	
25	N Ohio St.	38 89				86	H Southern Ill.	51 67	205	A North Dakota	63 65	
									228	A Eastern Ill.	78 66	
									260	H Morehead St.	55 53	
									261	H Bowling Green	95 90	
									273	A Indiana St.	75 56	
									273	H Indiana St.	61 45	
									298	A North Dakota St.	66 54	
									323	A Evansville	88 66	
									323	H Evansville	72 54	
									328	A Detroit Mercy	77 58	
									341	H UIC	63 37	
									350	H Chicago St.	95 49	
LAST 10 Division I												
273	H Indiana St.	61 45	41	H Bradley	61 75							
323	H Evansville	72 54	77	H Illinois St.	60 72							
59	A UNI	70 77	323	A Evansville	88 66							
34	A Drake	66 87	273	A Indiana St.	75 56							
132	H Loyola Chicago	66 64	4	H Missouri St.	68 81							

Non-Div I Games:

Valparaiso

■ Loss,
■ Non-Conf, S Site,
■ Home
■ Away
N Neutral

Vanderbilt

Through Games Of Feb. 13, 2020

Average RPI Win:	206	WON-LOST	WINNING	LAST 10	STRENGTH OF	OPP. STRENGTH	TEAM	ADJ.	CONF.	ADJ CONF.
Average RPI Loss:	52	RECORD	PCT. RANK	GAMES	SCHEDULE	OF SCHEDULE	RPI	RPI	RPI	RPI
DIV. I ONLY	13- 11	152	2-8	57	78	106	106	4	4	
DIV. I NON-CONF.	10- 3	57	0	124	247	81	81	5	5	
TOTALS	RPI 1-25	RPI 26-50	W-L RECORDS	RPI 51-100	RPI 101-150	RPI 150+				
13- 11	0- 4	0- 2	OVERALL	2- 3	2- 2	9- 0				
9- 5	0- 3	0- 2	HOME	1- 0	1- 0	7- 0				
3- 4	0- 1	0- 0	AWAY	1- 1	1- 2	1- 0				
1- 2	0- 0	0- 0	NEUTRAL	0- 2	0- 0	1- 0				
10- 3	0- 1	0- 0	NON-CONFERENCE	1- 2	1- 0	8- 0				
7- 1	0- 1	0- 0	HOME	1- 0	0- 0	6- 0				
2- 0	0- 0	0- 0	AWAY	0- 0	1- 0	1- 0				
1- 2	0- 0	0- 0	NEUTRAL	0- 2	0- 0	1- 0				
3- 8	0- 3	0- 2	CONFERENCE	1- 1	1- 2	1- 0				
2- 4	0- 2	0- 2	HOME	0- 0	1- 0	1- 0				
1- 4	0- 1	0- 0	AWAY	1- 1	0- 2	0- 0				
0- 0	0- 0	0- 0	NEUTRAL	0- 0	0- 0	0- 0				

RPI	S	Opponent	Score	RPI	S	Opponent	Score	RPI	S	Opponent	Score	RPI	S	Opponent	Score
2	H	South Carolina	57 93	38	H	Arkansas	66 100	54	N	Rutgers	56 62	119	A	Auburn	62 70
8	H	UConn	51 64	47	H	Tennessee	69 78	69	N	Seton Hall	65 69	119	H	Auburn	77 55
11	H	Mississippi St.	52 68					71	A	Alabama	61 98	135	A	Washington	76 74
18	A	Texas A&M	53 74					83	A	Georgia	63 55	140	A	Florida	60 68
								98	H	Saint Louis	62 50	164	H	Columbia	72 51
												183	H	Tennessee Tech	75 61
												217	H	Furman	74 46
												220	H	Radford	80 46
												257	H	Eastern Ky.	75 69
												278	H	Jacksonville St.	88 66
												282	H	Ole Miss	63 47
												300	N	UC Irvine	76 63
												340	A	Tennessee St.	106 55
LAST 10 Division I															
18	A	Texas A&M	53 74	11	H	Mississippi St.	52 68								
282	H	Ole Miss	63 47	38	H	Arkansas	66 100								
119	A	Auburn	62 70	2	H	South Carolina	57 93								
47	H	Tennessee	69 78	83	A	Georgia	63 55								
71	A	Alabama	61 98	140	A	Florida	60 68								

Non-Div I Games:

Vanderbilt

Loss, Non-Conf, S Site, H Home A Away N Neutral

Average RPI Win:	305	WON-LOST	WINNING	LAST 10	STRENGTH OF	OPP. STRENGTH	TEAM	ADJ.	CONF.	ADJ CONF.
Average RPI Loss:	189	RECORD	PCT. RANK	GAMES	SCHEDULE	OF SCHEDULE	RPI	RPI	RPI	RPI
DIV. I ONLY	11- 13	201	6-4	342	308	299	299	27	27	
DIV. I NON-CONF.	5- 7	205	0	312	310	295	295	27	27	
TOTALS	RPI 1-25	RPI 26-50	W-L RECORDS	RPI 51-100	RPI 101-150	RPI 150+				
11- 13	0- 0	0- 0	OVERALL	0- 2	0- 1	11- 10				
8- 4	0- 0	0- 0	HOME	0- 0	0- 0	8- 4				
3- 9	0- 0	0- 0	AWAY	0- 2	0- 1	3- 6				
0- 0	0- 0	0- 0	NEUTRAL	0- 0	0- 0	0- 0				
5- 7	0- 0	0- 0	NON-CONFERENCE	0- 1	0- 1	5- 5				
4- 2	0- 0	0- 0	HOME	0- 0	0- 0	4- 2				
1- 5	0- 0	0- 0	AWAY	0- 1	0- 1	1- 3				
0- 0	0- 0	0- 0	NEUTRAL	0- 0	0- 0	0- 0				
6- 6	0- 0	0- 0	CONFERENCE	0- 1	0- 0	6- 5				
4- 2	0- 0	0- 0	HOME	0- 0	0- 0	4- 2				
2- 4	0- 0	0- 0	AWAY	0- 1	0- 0	2- 3				
0- 0	0- 0	0- 0	NEUTRAL	0- 0	0- 0	0- 0				

RPI S	Opponent	Score	RPI S	Opponent	Score	RPI S	Opponent	Score	RPI S	Opponent	Score	Team's RPI: 299
						62	A Minnesota	58 90	132	A Loyola Chicago	76 78	
						66	A Stony Brook	49 67	151	H Massachusetts	49 83	
									172	A Rhode Island	74 77	
									174	H Binghamton	65 62	
									185	A Dartmouth	55 72	
									197	A Merrimack	53 78	
									219	A Maine	59 70	
									219	H Maine	47 65	
									226	A UMass Lowell	47 61	
									251	H Saint Francis (PA)	69 73	
									269	A New Hampshire	44 42	
									269	H New Hampshire	51 59	
									294	H UMBC	60 58	
									297	H Navy	64 56	
									311	A Albany (NY)	49 58	
									311	H Albany (NY)	52 36	
									315	H Bryant	71 66	
									329	H NJIT	65 59	
									334	H Canisius	76 53	
									336	A LIU Brooklyn	73 62	
									348	A Hartford	63 53	
									348	H Hartford	62 51	
LAST 10 Division I												
			269	A New Hampshire	44 42		226	A UMass Lowell	47 61			
			348	H Hartford	62 51		219	H Maine	47 65			
			219	A Maine	59 70		348	A Hartford	63 53			
			311	H Albany (NY)	52 36		174	H Binghamton	65 62			
			269	H New Hampshire	51 59		294	H UMBC	60 58			

Non-Div I Games: Norwich 86 40

Vermont

Average RPI Win: 154		WON-LOST	WINNING	LAST 10	STRENGTH OF	OPP. STRENGTH	TEAM	ADJ.	CONF.	ADJ CONF.
Average RPI Loss: 79		RECORD	PCT. RANK	GAMES	SCHEDULE	OF SCHEDULE	RPI	RPI	RPI	RPI
DIV. I ONLY		13- 11	152	5-5	80	57	97	97	6	6
DIV. I NON-CONF.		6- 5	151	1-0	82	57	97	97	6	6
TOTALS		RPI 1-25	RPI 26-50		W-L RECORDS		RPI 51-100	RPI 101-150	RPI 150+	
13- 11	0- 1	0- 3		OVERALL		6- 5	1- 0	6- 2		
7- 5	0- 0	0- 2		HOME		2- 2	1- 0	4- 1		
6- 6	0- 1	0- 1		AWAY		4- 3	0- 0	2- 1		
0- 0	0- 0	0- 0		NEUTRAL		0- 0	0- 0	0- 0		
6- 5	0- 0	0- 1		NON-CONFERENCE		3- 2	0- 0	3- 2		
3- 2	0- 0	0- 1		HOME		1- 0	0- 0	2- 1		
3- 3	0- 0	0- 0		AWAY		2- 2	0- 0	1- 1		
0- 0	0- 0	0- 0		NEUTRAL		0- 0	0- 0	0- 0		
7- 6	0- 1	0- 2		CONFERENCE		3- 3	1- 0	3- 0		
4- 3	0- 0	0- 1		HOME		1- 2	1- 0	2- 0		
3- 3	0- 1	0- 1		AWAY		2- 1	0- 0	1- 0		
0- 0	0- 0	0- 0		NEUTRAL		0- 0	0- 0	0- 0		

RPI	S	Opponent	Score	RPI	S	Opponent	Score	RPI	S	Opponent	Score	RPI	S	Opponent	Score
19	A	DePaul	69 85	32	A	Marquette	52 57	55	A	Drexel	52 54	142	H	Providence	51 49
				33	H	Creighton	42 58	60	A	St. John's (NY)	67 62	154	H	George Washington	56 68
				43	H	James Madison	52 56	60	H	St. John's (NY)	66 64	194	A	La Salle	77 69
								69	A	Seton Hall	61 55	199	A	American	54 76
								69	H	Seton Hall	63 65	221	H	Saint Joseph's	60 44
								74	A	Temple	69 74	223	H	Manhattan	63 51
								83	A	Georgia	63 58	239	H	Georgetown	74 53
								85	H	Penn	70 58	265	A	Xavier	55 54
								95	A	Butler	61 63	265	H	Xavier	66 54
								95	H	Butler	41 58				
								99	A	Fordham	73 66				
LAST 10 Division I															
95	A	Butler	61 63	19	A	DePaul	69 85								
265	A	Xavier	55 54	239	H	Georgetown	74 53								
69	H	Seton Hall	63 65	85	H	Penn	70 58								
60	H	St. John's (NY)	66 64	265	H	Xavier	66 54								
32	A	Marquette	52 57	95	H	Butler	41 58								

Non-Div I Games:

Villanova

■ Loss,
■ Non-Conf,
■ S Site,
■ H Home
■ A Away
N Neutral

Virginia

Through Games Of Feb. 13, 2020

Average RPI Win:	109	WON-LOST	WINNING	LAST 10	STRENGTH OF	OPP. STRENGTH	TEAM	ADJ.	CONF.	ADJ CONF.
Average RPI Loss:	46	RECORD	PCT. RANK	GAMES	SCHEDULE	OF SCHEDULE	RPI	RPI	RPI	RPI
DIV. I ONLY	11- 14	216	5-5	2	29	51	51	5	5	
DIV. I NON-CONF.	5- 6	187	0	1	25	30	30	3	3	
TOTALS	RPI 1-25	RPI 26-50	W-L RECORDS	RPI 51-100	RPI 101-150	RPI 150+				
11- 14	0- 6	3- 2	OVERALL	4- 5	1- 1	3- 0				
8- 4	0- 1	3- 2	HOME	3- 1	1- 0	1- 0				
3- 9	0- 4	0- 0	AWAY	1- 4	0- 1	2- 0				
0- 1	0- 1	0- 0	NEUTRAL	0- 0	0- 0	0- 0				
5- 6	0- 3	2- 1	NON-CONFERENCE	1- 2	0- 0	2- 0				
3- 2	0- 1	2- 1	HOME	1- 0	0- 0	0- 0				
2- 3	0- 1	0- 0	AWAY	0- 2	0- 0	2- 0				
0- 1	0- 1	0- 0	NEUTRAL	0- 0	0- 0	0- 0				
6- 8	0- 3	1- 1	CONFERENCE	3- 3	1- 1	1- 0				
5- 2	0- 0	1- 1	HOME	2- 1	1- 0	1- 0				
1- 6	0- 3	0- 0	AWAY	1- 2	0- 1	0- 0				
0- 0	0- 0	0- 0	NEUTRAL	0- 0	0- 0	0- 0				

RPI 1-25				RPI 26-50				RPI 51-100				Team's RPI: 51		RPI 101+			
RPI	S	Opponent	Score	RPI	S	Opponent	Score	RPI	S	Opponent	Score		RPI	S	Opponent	Score	
5	A	Louisville	56 71	27	H	Kentucky	47 50	54	A	Rutgers	63 73		110	A	Wake Forest	56 62	
7	H	UCLA	62 73	28	H	Old Dominion	56 53	72	H	Syracuse	57 41		112	H	Notre Dame	90 60	
8	A	UConn	44 83	31	H	Virginia Tech	61 69	73	A	Boston College	69 52		179	A	UNLV	63 55	
11	N	Mississippi St.	59 72	36	H	Duke	66 63	75	H	Bucknell	84 60		207	H	Clemson	70 54	
16	A	NC State	60 80	43	H	James Madison	55 49	78	A	Southern California	49 59		285	A	CSUN	72 47	
24	A	Florida St.	55 63					88	H	Miami (FL)	69 64						
								89	A	Georgia Tech	51 61						
								94	A	North Carolina	68 78						
								94	H	North Carolina	47 65						
LAST 10 Division I																	
				88	H	Miami (FL)	69 64	112	H	Notre Dame	90 60						
				24	A	Florida St.	55 63	5	A	Louisville	56 71						
				207	H	Clemson	70 54	31	H	Virginia Tech	61 69						
				72	H	Syracuse	57 41	110	A	Wake Forest	56 62						
				94	A	North Carolina	68 78	73	A	Boston College	69 52						

Non-Div I Games:

Virginia

■ Loss,
 ■ Non-Conf,
 ■ S Site,
 ■ H Home
 ■ A Away
 N Neutral

Virginia Tech

Through Games Of Feb. 13, 2020

Average RPI Win:	142	WON-LOST	WINNING	LAST 10	STRENGTH OF	OPP. STRENGTH	TEAM	ADJ.	CONF.	ADJ CONF.
Average RPI Loss:	41	RECORD	PCT. RANK	GAMES	SCHEDULE	OF SCHEDULE	RPI	RPI	RPI	RPI
DIV. I ONLY	18- 6	42	7-3	53	50	31	31	5	5	
DIV. I NON-CONF.	10- 1	20	0	123	101	25	25	3	3	
TOTALS	RPI 1-25	RPI 26-50	W-L RECORDS	RPI 51-100	RPI 101-150	RPI 150+				
18- 6	0- 3	1- 1	OVERALL	9- 2	1- 0	7- 0				
12- 1	0- 1	1- 0	HOME	5- 0	1- 0	5- 0				
3- 4	0- 2	0- 1	AWAY	2- 1	0- 0	1- 0				
3- 1	0- 0	0- 0	NEUTRAL	2- 1	0- 0	1- 0				
10- 1	0- 0	1- 0	NON-CONFERENCE	3- 1	1- 0	5- 0				
6- 0	0- 0	1- 0	HOME	1- 0	1- 0	3- 0				
1- 0	0- 0	0- 0	AWAY	0- 0	0- 0	1- 0				
3- 1	0- 0	0- 0	NEUTRAL	2- 1	0- 0	1- 0				
8- 5	0- 3	0- 1	CONFERENCE	6- 1	0- 0	2- 0				
6- 1	0- 1	0- 0	HOME	4- 0	0- 0	2- 0				
2- 4	0- 2	0- 1	AWAY	2- 1	0- 0	0- 0				
0- 0	0- 0	0- 0	NEUTRAL	0- 0	0- 0	0- 0				

RPI 1-25				RPI 26-50				Team's RPI: 31	RPI 51-100				RPI 101+			
RPI	S	Opponent	Score	RPI	S	Opponent	Score		RPI	S	Opponent	Score	RPI	S	Opponent	Score
16	A	NC State	69 76	36	A	Duke	67 72		51	A	Virginia	69 61	124	H	Davidson	88 68
16	H	NC State	59 71	37	H	Purdue	67 54		61	N	Belmont	60 58	162	N	Wichita St.	84 63
24	A	Florida St.	62 86						72	A	Syracuse	65 67	207	H	Clemson	71 50
									73	H	Boston College	70 49	212	H	Gardner-Webb	87 65
									79	N	Rice	54 45	230	A	George Mason	77 58
									83	N	Georgia	72 77	251	H	Saint Francis (PA)	105 41
									88	H	Miami (FL)	69 45	287	H	Pittsburgh	68 56
									89	H	Georgia Tech	64 61	319	H	UMES	86 43
									94	A	North Carolina	72 63				
									94	H	North Carolina	76 70				
									100	H	Liberty	73 69				
LAST 10 Division I																
89	H	Georgia Tech	64 61	207	H	Clemson	71 50									
94	A	North Carolina	72 63	73	H	Boston College	70 49									
16	H	NC State	59 71	51	A	Virginia	69 61									
88	H	Miami (FL)	69 45	36	A	Duke	67 72									
72	A	Syracuse	65 67	287	H	Pittsburgh	68 56									

Non-Div I Games:

Virginia Tech

■ Loss,
■ Non-Conf,
■ S Site,
■ H Home
■ A Away
N Neutral

Average RPI Win: 310	WON-LOST	WINNING	LAST 10	STRENGTH OF	OPP. STRENGTH	TEAM	ADJ.	CONF.	ADJ CONF.
Average RPI Loss: 167	RECORD	PCT. RANK	GAMES	SCHEDULE	OF SCHEDULE	RPI	RPI	RPI	RPI
DIV. I ONLY	7- 14	269	4-6	178	342	284	284	30	30
DIV. I NON-CONF.	3- 7	252	0	39	307	204	204	30	30
TOTALS	RPI 1-25	RPI 26-50	W-L RECORDS	RPI 51-100	RPI 101-150	RPI 150+			
7- 14	0- 1	0- 1	OVERALL	0- 3	0- 3	7- 6			
6- 4	0- 0	0- 0	HOME	0- 1	0- 1	6- 2			
1- 10	0- 1	0- 1	AWAY	0- 2	0- 2	1- 4			
0- 0	0- 0	0- 0	NEUTRAL	0- 0	0- 0	0- 0			
3- 7	0- 1	0- 1	NON-CONFERENCE	0- 3	0- 1	3- 1			
3- 1	0- 0	0- 0	HOME	0- 1	0- 0	3- 0			
0- 6	0- 1	0- 1	AWAY	0- 2	0- 1	0- 1			
0- 0	0- 0	0- 0	NEUTRAL	0- 0	0- 0	0- 0			
4- 7	0- 0	0- 0	CONFERENCE	0- 0	0- 2	4- 5			
3- 3	0- 0	0- 0	HOME	0- 0	0- 1	3- 2			
1- 4	0- 0	0- 0	AWAY	0- 0	0- 1	1- 3			
0- 0	0- 0	0- 0	NEUTRAL	0- 0	0- 0	0- 0			

RPI 1-25				RPI 26-50				RPI 51-100				RPI 101+ Team's RPI: 284			
RPI	S	Opponent	Score	RPI	S	Opponent	Score	RPI	S	Opponent	Score	RPI	S	Opponent	Score
3	A	Maryland	56 119	42	A	Yale	68 87	66	H	Stony Brook	45 66	102	A	Rider	63 77
								95	A	Butler	58 74	138	A	Robert Morris	47 51
								96	A	Colgate	58 74	138	H	Robert Morris	35 77
												190	A	Mt. St. Mary's	63 78
												245	A	Youngstown St.	42 64
												251	A	Saint Francis (PA)	50 51
												251	H	Saint Francis (PA)	55 50
												294	H	UMBC	67 60
												303	H	Sacred Heart	65 79
												313	H	St. Francis Brooklyn	74 66
												315	A	Bryant	58 45
												326	H	Fairleigh Dickinson	61 62
												329	H	NJIT	61 59
												330	H	Saint Peter's	90 89
												336	H	LIU Brooklyn	63 61
												345	A	Central Conn. St.	63 66
LAST 10 Division I															
				138	H	Robert Morris	35 77			336	H	LIU Brooklyn	63 61		
				251	H	Saint Francis (PA)	55 50			313	H	St. Francis Brooklyn	74 66		
				326	H	Fairleigh Dickinson	61 62			251	A	Saint Francis (PA)	50 51		
				315	A	Bryant	58 45			138	A	Robert Morris	47 51		
				345	A	Central Conn. St.	63 66			303	H	Sacred Heart	65 79		

Non-Div I Games: Staten Island 81 57

Wagner

■ Loss,
 ■ Non-Conf,
 ■ S Site,
 ■ H Home
 ■ A Away
 N Neutral

Wake Forest

Through Games Of Feb. 13, 2020

Average RPI Win:	146	WON-LOST	WINNING	LAST 10	STRENGTH OF	OPP. STRENGTH	TEAM	ADJ.	CONF.	ADJ CONF.
Average RPI Loss:	105	RECORD	PCT. RANK	GAMES	SCHEDULE	OF SCHEDULE	RPI	RPI	RPI	RPI
DIV. I ONLY	13- 12	171	3-7	94	56	110	110	5	5	
DIV. I NON-CONF.	7- 4	100	0	132	188	111	111	3	3	
TOTALS	RPI 1-25	RPI 26-50	W-L RECORDS	RPI 51-100	RPI 101-150	RPI 150+				
13- 12	0- 3	1- 0	OVERALL	4- 5	3- 2	5- 2				
8- 4	0- 1	0- 0	HOME	3- 1	1- 2	4- 0				
3- 8	0- 2	1- 0	AWAY	0- 4	1- 0	1- 2				
2- 0	0- 0	0- 0	NEUTRAL	1- 0	1- 0	0- 0				
7- 4	0- 0	0- 0	NON-CONFERENCE	1- 2	3- 1	3- 1				
4- 2	0- 0	0- 0	HOME	0- 1	1- 1	3- 0				
1- 2	0- 0	0- 0	AWAY	0- 1	1- 0	0- 1				
2- 0	0- 0	0- 0	NEUTRAL	1- 0	1- 0	0- 0				
6- 8	0- 3	1- 0	CONFERENCE	3- 3	0- 1	2- 1				
4- 2	0- 1	0- 0	HOME	3- 0	0- 1	1- 0				
2- 6	0- 2	1- 0	AWAY	0- 3	0- 0	1- 1				
0- 0	0- 0	0- 0	NEUTRAL	0- 0	0- 0	0- 0				

RPI 1-25				RPI 26-50				RPI 51-100				RPI 101+ Team's RPI: 110			
RPI	S	Opponent	Score	RPI	S	Opponent	Score	RPI	S	Opponent	Score	RPI	S	Opponent	Score
5	A	Louisville	61 75	36	A	Duke	60 58	51	H	Virginia	62 56	103	H	Campbell	74 46
16	A	NC State	45 59					57	N	Dayton	78 59	112	H	Notre Dame	71 75
24	H	Florida St.	65 70					60	A	St. John's (NY)	74 82	137	A	Elon	69 57
								72	H	Syracuse	65 60	140	N	Florida	73 68
								73	A	Boston College	54 67	147	H	UNC Greensboro	65 67
								76	H	Charlotte	65 77	207	A	Clemson	66 52
								88	A	Miami (FL)	56 59	207	H	Clemson	63 58
								89	A	Georgia Tech	52 62	259	H	Col. of Charleston	106 50
								89	H	Georgia Tech	65 60	268	H	UNCW	65 55
												272	H	East Carolina	76 53
												279	A	ETSU	60 67
												287	A	Pittsburgh	48 53
LAST 10 Division I															
207	A	Clemson	66 52	72	H	Syracuse	65 60								
89	A	Georgia Tech	52 62	24	H	Florida St.	65 70								
112	H	Notre Dame	71 75	16	A	NC State	45 59								
73	A	Boston College	54 67	51	H	Virginia	62 56								
287	A	Pittsburgh	48 53	5	A	Louisville	61 75								

Non-Div I Games:

Wake Forest

■ Loss,
■ Non-Conf,
■ S Site,
■ H Home
■ A Away
N Neutral

Average RPI Win:	181	WON-LOST	WINNING	LAST 10	STRENGTH OF	OPP. STRENGTH	TEAM	ADJ.	CONF.	ADJ CONF.
Average RPI Loss:	75	RECORD	PCT. RANK	GAMES	SCHEDULE	OF SCHEDULE	RPI	RPI	RPI	RPI
DIV. I ONLY	11- 12	193	1-9	63	53	135	135	1	1	
DIV. I NON-CONF.	8- 3	68	0	190	217	128	128	1	1	
TOTALS	RPI 1-25	RPI 26-50	W-L RECORDS	RPI 51-100	RPI 101-150	RPI 150+				
11- 12	1- 4	0- 1	OVERALL	2- 3	2- 3	6- 1				
5- 9	0- 2	0- 1	HOME	1- 2	0- 3	4- 1				
3- 3	0- 2	0- 0	AWAY	1- 1	2- 0	0- 0				
3- 0	1- 0	0- 0	NEUTRAL	0- 0	0- 0	2- 0				
8- 3	1- 0	0- 0	NON-CONFERENCE	0- 0	1- 2	6- 1				
4- 3	0- 0	0- 0	HOME	0- 0	0- 2	4- 1				
1- 0	0- 0	0- 0	AWAY	0- 0	1- 0	0- 0				
3- 0	1- 0	0- 0	NEUTRAL	0- 0	0- 0	2- 0				
3- 9	0- 4	0- 1	CONFERENCE	2- 3	1- 1	0- 0				
1- 6	0- 2	0- 1	HOME	1- 2	0- 1	0- 0				
2- 3	0- 2	0- 0	AWAY	1- 1	1- 0	0- 0				
0- 0	0- 0	0- 0	NEUTRAL	0- 0	0- 0	0- 0				

RPI	S	Opponent	Score	RPI	S	Opponent	Score	RPI	S	Opponent	Score	RPI	S	Opponent	Score	Team's RPI: 135
7	A	UCLA	80 85	29	H	Arizona St.	50 67	63	H	Colorado	61 52	106	H	Vanderbilt	74 76	
9	N	Iowa	70 63					78	A	Southern California	78 81	109	A	San Diego	65 47	
10	A	Stanford	56 77					91	H	Utah	65 74	134	A	California	67 64	
10	H	Stanford	41 58					93	A	Washington St.	65 56	134	H	California	74 81	
22	H	Arizona	58 66					93	H	Washington St.	59 66	148	H	Tulane	62 64	
												176	H	Hawaii	50 62	
												227	H	CSU Bakersfield	80 49	
												231	H	San Francisco	73 54	
												246	N	Iona	65 34	
												255	N	Howard	75 58	
												306	H	Seattle U	78 46	
												321	H	Weber St.	94 41	
LAST 10 Division I																
63	H	Colorado	61 52	7	A	UCLA	80 85									
91	H	Utah	65 74	22	H	Arizona	58 66									
134	H	California	74 81	29	H	Arizona St.	50 67									
10	H	Stanford	41 58	93	H	Washington St.	59 66									
78	A	Southern California	78 81	10	A	Stanford	56 77									

Non-Div I Games:

Washington

■ Loss,
■ Non-Conf,
■ S Site,
■ H Home
■ A Away
N Neutral

Average RPI Win:	182	WON-LOST	WINNING	LAST 10	STRENGTH OF	OPP. STRENGTH	TEAM	ADJ.	CONF.	ADJ CONF.
Average RPI Loss:	39	RECORD	PCT. RANK	GAMES	SCHEDULE	OF SCHEDULE	RPI	RPI	RPI	RPI
DIV. I ONLY	11- 13	201	4-6	17	26	93	93	1	1	
DIV. I NON-CONF.	7- 5	131	0	40	52	82	82	1	1	
TOTALS	RPI 1-25	RPI 26-50	W-L RECORDS	RPI 51-100	RPI 101-150	RPI 150+				
11- 13	0- 8	0- 1	OVERALL	2- 3	4- 1	5- 0				
7- 6	0- 3	0- 1	HOME	2- 1	1- 1	4- 0				
3- 4	0- 2	0- 0	AWAY	0- 2	3- 0	0- 0				
1- 3	0- 3	0- 0	NEUTRAL	0- 0	0- 0	1- 0				
7- 5	0- 4	0- 0	NON-CONFERENCE	1- 1	1- 0	5- 0				
5- 1	0- 1	0- 0	HOME	1- 0	0- 0	4- 0				
1- 1	0- 0	0- 0	AWAY	0- 1	1- 0	0- 0				
1- 3	0- 3	0- 0	NEUTRAL	0- 0	0- 0	1- 0				
4- 8	0- 4	0- 1	CONFERENCE	1- 2	3- 1	0- 0				
2- 5	0- 2	0- 1	HOME	1- 1	1- 1	0- 0				
2- 3	0- 2	0- 0	AWAY	0- 1	2- 0	0- 0				
0- 0	0- 0	0- 0	NEUTRAL	0- 0	0- 0	0- 0				

RPI 1-25				RPI 26-50				RPI 51-100 Team's RPI: 93				RPI 101+			
RPI	S	Opponent	Score	RPI	S	Opponent	Score	RPI	S	Opponent	Score	RPI	S	Opponent	Score
2	N	South Carolina	53 68	29	H	Arizona St.	56 65	63	H	Colorado	69 59	126	A	Boise St.	80 68
6	N	Baylor	66 89					68	H	BYU	67 50	134	A	California	96 75
7	A	UCLA	50 66					78	A	Southern California	63 74	134	H	California	92 66
10	A	Stanford	58 77					88	A	Miami (FL)	68 74	135	A	Washington	66 59
10	H	Stanford	49 71					91	H	Utah	66 78	135	H	Washington	56 65
12	H	Gonzaga	53 76									187	H	Pepperdine	85 48
15	N	Indiana	44 78									237	N	Southern U.	69 54
22	H	Arizona	67 74									285	H	CSUN	71 61
												300	H	UC Irvine	87 59
												333	H	Ark.-Pine Bluff	85 56
LAST 10 Division I															
				91	H	Utah	66 78	78	A	Southern California	63 74				
				63	H	Colorado	69 59	29	H	Arizona St.	56 65				
				10	H	Stanford	49 71	22	H	Arizona	67 74				
				134	H	California	92 66	135	A	Washington	66 59				
				7	A	UCLA	50 66	134	A	California	96 75				

Non-Div I Games:

Washington St.

■ Loss,
 ■ Non-Conf,
 S Site,
 ■ Home
 ■ Away
 N Neutral

Average RPI Win: 277	WON-LOST	WINNING	LAST 10	STRENGTH OF	OPP. STRENGTH	TEAM	ADJ.	CONF.	ADJ CONF.
Average RPI Loss: 181	RECORD	PCT. RANK	GAMES	SCHEDULE	OF SCHEDULE	RPI	RPI	RPI	RPI
DIV. I ONLY	3- 20	333	0-10	242	223	321	321	18	18
DIV. I NON-CONF.	2- 7	288	0	186	203	260	260	17	17
TOTALS	RPI 1-25	RPI 26-50	W-L RECORDS	RPI 51-100	RPI 101-150	RPI 150+			
3- 20	0- 1	0- 0	OVERALL	0- 2	0- 4	3- 13			
1- 8	0- 0	0- 0	HOME	0- 0	0- 1	1- 7			
2- 12	0- 1	0- 0	AWAY	0- 2	0- 3	2- 6			
0- 0	0- 0	0- 0	NEUTRAL	0- 0	0- 0	0- 0			
2- 7	0- 1	0- 0	NON-CONFERENCE	0- 1	0- 3	2- 2			
1- 1	0- 0	0- 0	HOME	0- 0	0- 1	1- 0			
1- 6	0- 1	0- 0	AWAY	0- 1	0- 2	1- 2			
0- 0	0- 0	0- 0	NEUTRAL	0- 0	0- 0	0- 0			
1- 13	0- 0	0- 0	CONFERENCE	0- 1	0- 1	1- 11			
0- 7	0- 0	0- 0	HOME	0- 0	0- 0	0- 7			
1- 6	0- 0	0- 0	AWAY	0- 1	0- 1	1- 4			
0- 0	0- 0	0- 0	NEUTRAL	0- 0	0- 0	0- 0			

RPI 1-25				RPI 26-50				RPI 51-100				RPI 101+ Team's RPI: 321			
RPI	S	Opponent	Score	RPI	S	Opponent	Score	RPI	S	Opponent	Score	RPI	S	Opponent	Score
7	A	UCLA	45 85					87	A	Montana St.	52 81	107	A	Pacific	53 76
								91	A	Utah	46 75	123	A	Idaho	50 70
												135	A	Washington	41 94
												145	H	Portland	59 78
												169	A	Northern Ariz.	61 92
												169	H	Northern Ariz.	82 88
												171	A	Montana	57 85
												171	H	Montana	46 78
												189	H	Southern Utah	71 87
												193	H	Idaho St.	54 65
												202	H	Portland St.	57 76
												213	A	UTEP	51 70
												222	A	Northern Colo.	65 60
												222	H	Northern Colo.	65 69
												289	A	UC Riverside	64 54
												296	A	Sacramento St.	52 58
												296	H	Sacramento St.	67 91
												308	A	Eastern Wash.	53 63
												320	H	Utah Valley	72 46
												325	A	New Mexico St.	47 77
LAST 10 Division I															
171	H	Montana	46 78	171	A	Montana	57 85								
169	A	Northern Ariz.	61 92	87	A	Montana St.	52 81								
296	A	Sacramento St.	52 58	202	H	Portland St.	57 76								
222	H	Northern Colo.	65 69	193	H	Idaho St.	54 65								
189	H	Southern Utah	71 87	296	H	Sacramento St.	67 91								

Non-Div I Games:

Weber St.

West Virginia

Through Games Of Feb. 13, 2020

Average RPI Win:	151	WON-LOST	WINNING	LAST 10	STRENGTH OF	OPP. STRENGTH	TEAM	ADJ.	CONF.	ADJ CONF.
Average RPI Loss:	43	RECORD	PCT. RANK	GAMES	SCHEDULE	OF SCHEDULE	RPI	RPI	RPI	RPI
DIV. I ONLY	14- 8	88	3-7	62	16	56	56	3	3	
DIV. I NON-CONF.	10- 1	20	0	145	145	36	36	4	4	
TOTALS	RPI 1-25	RPI 26-50	W-L RECORDS	RPI 51-100	RPI 101-150	RPI 150+				
14- 8	1- 2	2- 5	OVERALL	2- 0	3- 1	6- 0				
7- 3	0- 0	2- 2	HOME	0- 0	1- 1	4- 0				
3- 4	1- 2	0- 2	AWAY	0- 0	2- 0	0- 0				
4- 1	0- 0	0- 1	NEUTRAL	2- 0	0- 0	2- 0				
10- 1	1- 0	0- 1	NON-CONFERENCE	2- 0	1- 0	6- 0				
5- 0	0- 0	0- 0	HOME	0- 0	1- 0	4- 0				
1- 0	1- 0	0- 0	AWAY	0- 0	0- 0	0- 0				
4- 1	0- 0	0- 1	NEUTRAL	2- 0	0- 0	2- 0				
4- 7	0- 2	2- 4	CONFERENCE	0- 0	2- 1	0- 0				
2- 3	0- 0	2- 2	HOME	0- 0	0- 1	0- 0				
2- 4	0- 2	0- 2	AWAY	0- 0	2- 0	0- 0				
0- 0	0- 0	0- 0	NEUTRAL	0- 0	0- 0	0- 0				

RPI	S	Opponent	Score	RPI	S	Opponent	Score	RPI	S	Opponent	Score	RPI	S	Opponent	Score
6	A	Baylor	51 91	33	N	Creighton	75 82	72	N	Syracuse	71 69	104	A	Kansas St.	74 63
11	A	Mississippi St.	71 65	39	H	Texas	68 63	90	N	Michigan St.	63 57	104	H	Kansas St.	55 56
21	A	TCU	60 73	44	H	Iowa St.	79 71					125	A	Kansas	68 49
				45	A	Oklahoma	58 68					139	H	Cornell	68 62
				45	H	Oklahoma	49 73					166	N	Norfolk St.	72 55
				46	A	Oklahoma St.	57 60					208	N	New Mexico	73 60
				46	H	Oklahoma St.	55 57					220	H	Radford	74 37
												251	H	Saint Francis (PA)	74 45
												307	H	Presbyterian	56 40
												342	H	Coppin St.	82 47
LAST 10 Division I															
104	H	Kansas St.	55 56	46	H	Oklahoma St.	55 57								
46	A	Oklahoma St.	57 60	6	A	Baylor	51 91								
45	A	Oklahoma	58 68	45	H	Oklahoma	49 73								
44	H	Iowa St.	79 71	39	H	Texas	68 63								
21	A	TCU	60 73	125	A	Kansas	68 49								

Non-Div I Games:

West Virginia

■ Loss,
 ■ Non-Conf,
 ■ S Site,
 ■ H Home
 ■ A Away
 N Neutral

Average RPI Win:	291	WON-LOST	WINNING	LAST 10	STRENGTH OF	OPP. STRENGTH	TEAM	ADJ.	CONF.	ADJ CONF.
Average RPI Loss:	199	RECORD	PCT. RANK	GAMES	SCHEDULE	OF SCHEDULE	RPI	RPI	RPI	RPI
DIV. I ONLY	3- 19	330	2-8	262	320	338	338	26	26	
DIV. I NON-CONF.	1- 12	335	0-1	149	345	327	327	21	21	
TOTALS	RPI 1-25	RPI 26-50	W-L RECORDS	RPI 51-100	RPI 101-150	RPI 150+				
3- 19	0- 0	0- 0	OVERALL	0- 2	0- 4	3- 13				
2- 9	0- 0	0- 0	HOME	0- 1	0- 1	2- 7				
1- 10	0- 0	0- 0	AWAY	0- 1	0- 3	1- 6				
0- 0	0- 0	0- 0	NEUTRAL	0- 0	0- 0	0- 0				
1- 12	0- 0	0- 0	NON-CONFERENCE	0- 2	0- 3	1- 7				
1- 6	0- 0	0- 0	HOME	0- 1	0- 1	1- 4				
0- 6	0- 0	0- 0	AWAY	0- 1	0- 2	0- 3				
0- 0	0- 0	0- 0	NEUTRAL	0- 0	0- 0	0- 0				
2- 7	0- 0	0- 0	CONFERENCE	0- 0	0- 1	2- 6				
1- 3	0- 0	0- 0	HOME	0- 0	0- 0	1- 3				
1- 4	0- 0	0- 0	AWAY	0- 0	0- 1	1- 3				
0- 0	0- 0	0- 0	NEUTRAL	0- 0	0- 0	0- 0				

RPI S	Opponent	Score	RPI S	Opponent	Score	RPI S	Opponent	Score	RPI S	Opponent	Score	Team's RPI: 338
						80	H Coastal Caro.	43 66	103	H Campbell	40 61	
						94	A North Carolina	55 92	124	A Davidson	51 101	
									137	A Elon	24 68	
									147	A UNC Greensboro	43 54	
									173	H Samford	50 62	
									183	H Tennessee Tech	58 62	
									188	H Cleveland St.	61 68	
									212	A Gardner-Webb	62 88	
									214	A Chattanooga	61 53	
									214	H Chattanooga	52 59	
									217	A Furman	53 69	
									234	H UNC Asheville	47 64	
									256	H Winthrop	60 63	
									259	A Col. of Charleston	62 73	
									264	A Wofford	63 76	
									279	A ETSU	49 76	
									279	H ETSU	57 62	
									316	H Mercer	51 40	
									331	A USC Upstate	62 70	
									343	H Charleston So.	69 64	
LAST 10 Division I												
214	A Chattanooga	61 53	264	A Wofford	63 76							
279	A ETSU	49 76	147	A UNC Greensboro	43 54							
316	H Mercer	51 40	279	H ETSU	57 62							
173	H Samford	50 62	214	H Chattanooga	52 59							
217	A Furman	53 69	259	A Col. of Charleston	62 73							

Non-Div I Games: Southern Wesleyan 70 37 UVa-Wise 64 55

Western Caro.

Average RPI Win:	279	WON-LOST	WINNING	LAST 10	STRENGTH OF	OPP. STRENGTH	TEAM	ADJ.	CONF.	ADJ CONF.
Average RPI Loss:	91	RECORD	PCT. RANK	GAMES	SCHEDULE	OF SCHEDULE	RPI	RPI	RPI	RPI
DIV. I ONLY	10- 12	205	6-4	195	164	196	196	19	19	
DIV. I NON-CONF.	3- 7	252	0	162	68	235	235	18	18	
TOTALS	RPI 1-25	RPI 26-50	W-L RECORDS	RPI 51-100	RPI 101-150	RPI 150+				
10- 12	0- 0	0- 5	OVERALL	0- 4	1- 1	9- 2				
6- 3	0- 0	0- 2	HOME	0- 1	1- 0	5- 0				
4- 7	0- 0	0- 3	AWAY	0- 2	0- 1	4- 1				
0- 2	0- 0	0- 0	NEUTRAL	0- 1	0- 0	0- 1				
3- 7	0- 0	0- 3	NON-CONFERENCE	0- 2	1- 1	2- 1				
2- 1	0- 0	0- 1	HOME	0- 0	1- 0	1- 0				
1- 4	0- 0	0- 2	AWAY	0- 1	0- 1	1- 0				
0- 2	0- 0	0- 0	NEUTRAL	0- 1	0- 0	0- 1				
7- 5	0- 0	0- 2	CONFERENCE	0- 2	0- 0	7- 1				
4- 2	0- 0	0- 1	HOME	0- 1	0- 0	4- 0				
3- 3	0- 0	0- 1	AWAY	0- 1	0- 0	3- 1				
0- 0	0- 0	0- 0	NEUTRAL	0- 0	0- 0	0- 0				

RPI S	Opponent	Score	RPI S	Opponent	Score	RPI S	Opponent	Score	RPI S	Opponent	Score	Team's RPI: 196
34	A Drake	75 94	77	A Illinois St.	65 78	113	H Southeast Mo. St.	97 91				
37	A Purdue	59 66	84	A South Dakota St.	45 75	133	A Missouri	89 97				
40	A South Dakota	51 88	84	H South Dakota St.	48 89	205	A North Dakota	71 77				
40	H South Dakota	65 96	86	N Southern Ill.	65 79	215	H Oral Roberts	75 61				
41	H Bradley	49 84				228	N Eastern Ill.	52 60				
						270	H Denver	82 75				
						273	H Indiana St.	83 72				
						298	A North Dakota St.	79 78				
						298	H North Dakota St.	86 79				
						305	A Omaha	83 69				
						332	A Purdue Fort Wayne	83 74				
						332	H Purdue Fort Wayne	79 68				
						350	A Chicago St.	88 78				
LAST 10 Division I												
40	A South Dakota	51 88	305	A Omaha	83 69							
332	A Purdue Fort Wayne	83 74	215	H Oral Roberts	75 61							
298	H North Dakota St.	86 79	270	H Denver	82 75							
84	H South Dakota St.	48 89	332	H Purdue Fort Wayne	79 68							
205	A North Dakota	71 77	84	A South Dakota St.	45 75							

Non-Div I Games: Culver-Stockton 82 76 Ill.-Springfield 91 51 Mo. Baptist 90 69

Western Ill.

Average RPI Win:	163	WON-LOST	WINNING	LAST 10	STRENGTH OF	OPP. STRENGTH	TEAM	ADJ.	CONF.	ADJ CONF.
Average RPI Loss:	96	RECORD	PCT. RANK	GAMES	SCHEDULE	OF SCHEDULE	RPI	RPI	RPI	RPI
DIV. I ONLY	17- 6	47	9-1	78	89	30	30	13	13	
DIV. I NON-CONF.	8- 3	68	0	87	6	24	24	15	15	
TOTALS	RPI 1-25	RPI 26-50	W-L RECORDS	RPI 51-100	RPI 101-150	RPI 150+				
17- 6	1- 1	1- 2	OVERALL	4- 1	1- 0	10- 2				
9- 0	1- 0	1- 0	HOME	2- 0	1- 0	4- 0				
7- 6	0- 1	0- 2	AWAY	2- 1	0- 0	5- 2				
1- 0	0- 0	0- 0	NEUTRAL	0- 0	0- 0	1- 0				
8- 3	1- 1	1- 1	NON-CONFERENCE	2- 0	0- 0	4- 1				
4- 0	1- 0	1- 0	HOME	1- 0	0- 0	1- 0				
3- 3	0- 1	0- 1	AWAY	1- 0	0- 0	2- 1				
1- 0	0- 0	0- 0	NEUTRAL	0- 0	0- 0	1- 0				
9- 3	0- 0	0- 1	CONFERENCE	2- 1	1- 0	6- 1				
5- 0	0- 0	0- 0	HOME	1- 0	1- 0	3- 0				
4- 3	0- 0	0- 1	AWAY	1- 1	0- 0	3- 1				
0- 0	0- 0	0- 0	NEUTRAL	0- 0	0- 0	0- 0				

RPI	S	Opponent	Score	RPI	S	Opponent	Score	Team's RPI: 30	RPI	S	Opponent	Score	RPI	S	Opponent	Score	RPI	S	Opponent	Score
5	A	Louisville	56 75	28	A	Old Dominion	65 76		61	H	Belmont	77 46	118	H	UAB	69 65				
17	H	Central Mich.	93 58	37	A	Purdue	50 67		64	A	Ball St.	91 86	163	A	Saint Mary's (CA)	73 80				
				45	H	Oklahoma	74 63		65	H	Middle Tenn.	71 63	173	A	Samford	88 84				
									76	A	Charlotte	60 56	192	H	Fla. Atlantic	68 59				
									79	A	Rice	65 73	198	H	Little Rock	77 58				
													204	A	Southern Miss.	81 65				
													213	H	UTEP	78 65				
													232	A	Louisiana Tech	84 75				
													244	N	Tulsa	76 63				
													250	A	Marshall	74 65				
													262	A	North Texas	54 61				
													295	H	FIU	71 51				
													316	A	Mercer	75 62				
LAST 10 Division I																				
213	H	UTEP	78 65	250	A	Marshall	74 65													
204	A	Southern Miss.	81 65	76	A	Charlotte	60 56													
232	A	Louisiana Tech	84 75	28	A	Old Dominion	65 76													
295	H	FIU	71 51	65	H	Middle Tenn.	71 63													
192	H	Fla. Atlantic	68 59	118	H	UAB	69 65													

Non-Div I Games:

Western Ky.

Average RPI Win:	224	WON-LOST	WINNING	LAST 10	STRENGTH OF	OPP. STRENGTH	TEAM	ADJ.	CONF.	ADJ CONF.
Average RPI Loss:	129	RECORD	PCT. RANK	GAMES	SCHEDULE	OF SCHEDULE	RPI	RPI	RPI	RPI
DIV. I ONLY	11- 10	161	4-6	175	175	165	165	10	10	
DIV. I NON-CONF.	6- 4	123	0	284	324	193	193	10	10	
TOTALS	RPI 1-25	RPI 26-50	W-L RECORDS	RPI 51-100	RPI 101-150	RPI 150+				
11- 10	0- 1	1- 1	OVERALL	0- 2	2- 1	8- 5				
6- 3	0- 1	1- 0	HOME	0- 0	1- 0	4- 2				
3- 6	0- 0	0- 1	AWAY	0- 1	1- 1	2- 3				
2- 1	0- 0	0- 0	NEUTRAL	0- 1	0- 0	2- 0				
6- 4	0- 0	0- 1	NON-CONFERENCE	0- 1	1- 0	5- 2				
2- 1	0- 0	0- 0	HOME	0- 0	0- 0	2- 1				
2- 2	0- 0	0- 1	AWAY	0- 0	1- 0	1- 1				
2- 1	0- 0	0- 0	NEUTRAL	0- 1	0- 0	2- 0				
5- 6	0- 1	1- 0	CONFERENCE	0- 1	1- 1	3- 3				
4- 2	0- 1	1- 0	HOME	0- 0	1- 0	2- 1				
1- 4	0- 0	0- 0	AWAY	0- 1	0- 1	1- 2				
0- 0	0- 0	0- 0	NEUTRAL	0- 0	0- 0	0- 0				

RPI 1-25				RPI 26-50				RPI 51-100				RPI 101+ Team's RPI: 165			
RPI	S	Opponent	Score	RPI	S	Opponent	Score	RPI	S	Opponent	Score	RPI	S	Opponent	Score
17	H	Central Mich.	70 80	35	A	Michigan	55 76	64	A	Ball St.	65 68	105	A	Kent St.	63 75
				48	H	Ohio	73 72	66	N	Stony Brook	47 50	122	H	Buffalo	74 62
												132	A	Loyola Chicago	70 60
												153	H	Toledo	84 72
												156	H	Eastern Mich.	79 83
												177	A	Miami (OH)	67 70
												192	H	Fla. Atlantic	79 80
												200	A	Akron	56 51
												200	H	Akron	79 71
												213	A	UTEP	46 76
												261	A	Bowling Green	63 72
												270	N	Denver	79 70
												325	N	New Mexico St.	79 76
												328	H	Detroit Mercy	82 67
												341	A	UIC	80 52
												350	H	Chicago St.	90 69
LAST 10 Division I															
122	H	Buffalo	74 62	261	A	Bowling Green	63 72	17	H	Central Mich.	70 80				
156	H	Eastern Mich.	79 83	48	H	Ohio	73 72	105	A	Kent St.	63 75				
177	A	Miami (OH)	67 70	64	A	Ball St.	65 68	200	A	Akron	56 51				
64	A	Ball St.	65 68												
200	H	Akron	79 71												

Non-Div I Games: Kentucky St. 80 41

Western Mich.

Average RPI Win:	207	WON-LOST	WINNING	LAST 10	STRENGTH OF	OPP. STRENGTH	TEAM	ADJ.	CONF.	ADJ CONF.
Average RPI Loss:	101	RECORD	PCT. RANK	GAMES	SCHEDULE	OF SCHEDULE	RPI	RPI	RPI	RPI
DIV. I ONLY	13- 11	152	5-5	194	80	162	162	9	9	
DIV. I NON-CONF.	8- 5	117	0	201	114	134	134	9	9	
TOTALS	RPI 1-25	RPI 26-50	W-L RECORDS	RPI 51-100	RPI 101-150	RPI 150+				
13- 11	0- 2	1- 2	OVERALL	3- 2	0- 2	9- 3				
9- 4	0- 0	1- 0	HOME	1- 2	0- 2	7- 0				
3- 6	0- 2	0- 1	AWAY	1- 0	0- 0	2- 3				
1- 1	0- 0	0- 1	NEUTRAL	1- 0	0- 0	0- 0				
8- 5	0- 1	1- 2	NON-CONFERENCE	1- 1	0- 0	6- 1				
6- 1	0- 0	1- 0	HOME	0- 1	0- 0	5- 0				
1- 3	0- 1	0- 1	AWAY	0- 0	0- 0	1- 1				
1- 1	0- 0	0- 1	NEUTRAL	1- 0	0- 0	0- 0				
5- 6	0- 1	0- 0	CONFERENCE	2- 1	0- 2	3- 2				
3- 3	0- 0	0- 0	HOME	1- 1	0- 2	2- 0				
2- 3	0- 1	0- 0	AWAY	1- 0	0- 0	1- 2				
0- 0	0- 0	0- 0	NEUTRAL	0- 0	0- 0	0- 0				

RPI 1-25				RPI 26-50				RPI 51-100				RPI 101+ Team's RPI: 162			
RPI	S	Opponent	Score	RPI	S	Opponent	Score	RPI	S	Opponent	Score	RPI	S	Opponent	Score
4	A	Missouri St.	55 68	31	N	Virginia Tech	63 84	58	H	South Fla.	50 56	148	H	Tulane	56 61
8	A	UConn	55 83	33	A	Creighton	46 56	59	H	UNI	50 61	149	H	Memphis	60 69
				45	H	Oklahoma	88 83	74	A	Temple	85 75	156	H	Eastern Mich.	63 52
								74	H	Temple	72 70	170	A	Houston	56 64
								87	N	Montana St.	66 64	215	A	Oral Roberts	66 79
												232	A	Louisiana Tech	88 80
												235	A	SMU	44 64
												237	H	Southern U.	69 63
												244	H	Tulsa	57 46
												272	A	East Carolina	61 53
												272	H	East Carolina	57 55
												318	H	Houston Baptist	59 42
												333	H	Ark.-Pine Bluff	100 50
												347	H	Grambling	77 65
LAST 10 Division I															
149	H	Memphis	60 69	58	H	South Fla.	50 56								
74	A	Temple	85 75	74	H	Temple	72 70								
272	H	East Carolina	57 55	244	H	Tulsa	57 46								
235	A	SMU	44 64	272	A	East Carolina	61 53								
170	A	Houston	56 64	148	H	Tulane	56 61								

Non-Div I Games:

Wichita St.

William & Mary

Through Games Of Feb. 13, 2020

Average RPI Win:	240	WON-LOST	WINNING	LAST 10	STRENGTH OF	OPP. STRENGTH	TEAM	ADJ.	CONF.	ADJ CONF.
Average RPI Loss:	110	RECORD	PCT. RANK	GAMES	SCHEDULE	OF SCHEDULE	RPI	RPI	RPI	RPI
DIV. I ONLY	16- 6	51	7-3	300	147	128	128	14	14	
DIV. I NON-CONF.	9- 2	37	0	320	189	119	119	13	13	
TOTALS	RPI 1-25	RPI 26-50	W-L RECORDS	RPI 51-100	RPI 101-150	RPI 150+				
16- 6	0- 0	0- 2	OVERALL	0- 1	2- 2	14- 1				
6- 3	0- 0	0- 1	HOME	0- 1	0- 0	6- 1				
10- 3	0- 0	0- 1	AWAY	0- 0	2- 2	8- 0				
0- 0	0- 0	0- 0	NEUTRAL	0- 0	0- 0	0- 0				
9- 2	0- 0	0- 1	NON-CONFERENCE	0- 0	1- 1	8- 0				
4- 1	0- 0	0- 1	HOME	0- 0	0- 0	4- 0				
5- 1	0- 0	0- 0	AWAY	0- 0	1- 1	4- 0				
0- 0	0- 0	0- 0	NEUTRAL	0- 0	0- 0	0- 0				
7- 4	0- 0	0- 1	CONFERENCE	0- 1	1- 1	6- 1				
2- 2	0- 0	0- 0	HOME	0- 1	0- 0	2- 1				
5- 2	0- 0	0- 1	AWAY	0- 0	1- 1	4- 0				
0- 0	0- 0	0- 0	NEUTRAL	0- 0	0- 0	0- 0				

RPI 1-25			RPI 26-50			RPI 51-100			RPI 101+ Team's RPI: 128		
RPI	S	Opponent	Score	RPI	S	Opponent	Score	RPI	S	Opponent	Score
28	H	Old Dominion	58 69	55	H	Drexel	54 61	120	A	Richmond	73 76
43	A	James Madison	70 84					121	A	VCU	69 55
								137	A	Elon	84 77
								144	A	Northeastern	55 61
								154	A	George Washington	63 51
								166	H	Norfolk St.	65 56
								180	A	Towson	83 75
								184	H	Delaware	68 58
								259	A	Col. of Charleston	80 74
								259	H	Col. of Charleston	85 60
								267	A	Delaware St.	73 52
								268	A	UNCW	63 55
								268	H	UNCW	55 72
								272	A	East Carolina	78 68
								294	H	UMBC	76 48
								302	A	Army West Point	77 65
								316	A	Hofstra	66 53
								319	H	UMES	78 50
								348	H	Hartford	61 44
LAST 10 Division I											
268	A	UNCW	63 55	144	A	Northeastern	55 61				
259	A	Col. of Charleston	80 74	316	A	Hofstra	66 53				
137	A	Elon	84 77	259	H	Col. of Charleston	85 60				
55	H	Drexel	54 61	268	H	UNCW	55 72				
184	H	Delaware	68 58	180	A	Towson	83 75				

Non-Div I Games:

William & Mary

Loss, Non-Conf, S Site, H Home A Away N Neutral

Average RPI Win:	286	WON-LOST	WINNING	LAST 10	STRENGTH OF	OPP. STRENGTH	TEAM	ADJ.	CONF.	ADJ CONF.
Average RPI Loss:	187	RECORD	PCT. RANK	GAMES	SCHEDULE	OF SCHEDULE	RPI	RPI	RPI	RPI
DIV. I ONLY	10- 12	205	5-5	303	318	256	256	25	25	
DIV. I NON-CONF.	3- 6	235	0	289	309	277	277	28	28	
TOTALS	RPI 1-25	RPI 26-50	W-L RECORDS	RPI 51-100	RPI 101-150	RPI 150+				
10- 12	0- 0	0- 2	OVERALL	0- 0	0- 1	10- 9				
5- 4	0- 0	0- 0	HOME	0- 0	0- 0	5- 4				
5- 7	0- 0	0- 2	AWAY	0- 0	0- 1	5- 4				
0- 1	0- 0	0- 0	NEUTRAL	0- 0	0- 0	0- 1				
3- 6	0- 0	0- 2	NON-CONFERENCE	0- 0	0- 0	3- 4				
0- 3	0- 0	0- 0	HOME	0- 0	0- 0	0- 3				
3- 2	0- 0	0- 2	AWAY	0- 0	0- 0	3- 0				
0- 1	0- 0	0- 0	NEUTRAL	0- 0	0- 0	0- 1				
7- 6	0- 0	0- 0	CONFERENCE	0- 0	0- 1	7- 5				
5- 1	0- 0	0- 0	HOME	0- 0	0- 0	5- 1				
2- 5	0- 0	0- 0	AWAY	0- 0	0- 1	2- 4				
0- 0	0- 0	0- 0	NEUTRAL	0- 0	0- 0	0- 0				

RPI S	Opponent	Score	RPI S	Opponent	Score	RPI S	Opponent	Score	RPI S	Opponent	Score	Team's RPI: 256
27	A Kentucky	36 91	28	A Old Dominion	44 68				103	A Campbell	47 63	
									159	A Hampton	48 62	
									159	H Hampton	72 66	
									191	A High Point	61 94	
									191	H High Point	69 63	
									212	A Gardner-Webb	59 71	
									220	A Radford	53 54	
									234	H UNC Asheville	43 50	
									246	H Iona	61 68	
									258	H Longwood	74 63	
									259	H Col. of Charleston	73 84	
									264	N Wofford	59 60	
									268	A UNCW	75 63	
									301	H Ga. Southern	47 91	
									307	H Presbyterian	61 54	
									324	A N.C. Central	56 46	
									331	A USC Upstate	52 38	
									338	A Western Caro.	63 60	
									343	A Charleston So.	58 53	
									343	H Charleston So.	56 46	
LAST 10 Division I												
159	A Hampton	48 62	258	H Longwood	74 63							
343	H Charleston So.	56 46	220	A Radford	53 54							
191	A High Point	61 94	103	A Campbell	47 63							
234	H UNC Asheville	43 50	307	H Presbyterian	61 54							
343	A Charleston So.	58 53	331	A USC Upstate	52 38							

Non-Div I Games:

Winthrop

■ Loss,
 ■ Non-Conf,
 ■ S Site,
 ■ H Home
 ■ A Away
 N Neutral

Average RPI Win:	206	WON-LOST	WINNING	LAST 10	STRENGTH OF	OPP. STRENGTH	TEAM	ADJ.	CONF.	ADJ CONF.
Average RPI Loss:	51	RECORD	PCT. RANK	GAMES	SCHEDULE	OF SCHEDULE	RPI	RPI	RPI	RPI
DIV. I ONLY	11- 14	216	2-8	64	59	141	141	2	2	
DIV. I NON-CONF.	8- 3	68	0	155	264	87	87	2	2	
TOTALS	RPI 1-25	RPI 26-50	W-L RECORDS	RPI 51-100	RPI 101-150	RPI 150+				
11- 14	0- 3	0- 4	OVERALL	2- 7	1- 0	8- 0				
7- 6	0- 1	0- 2	HOME	0- 3	1- 0	6- 0				
3- 7	0- 2	0- 1	AWAY	1- 4	0- 0	2- 0				
1- 1	0- 0	0- 1	NEUTRAL	1- 0	0- 0	0- 0				
8- 3	0- 0	0- 1	NON-CONFERENCE	1- 2	1- 0	6- 0				
6- 0	0- 0	0- 0	HOME	0- 0	1- 0	5- 0				
1- 2	0- 0	0- 0	AWAY	0- 2	0- 0	1- 0				
1- 1	0- 0	0- 1	NEUTRAL	1- 0	0- 0	0- 0				
3- 11	0- 3	0- 3	CONFERENCE	1- 5	0- 0	2- 0				
1- 6	0- 1	0- 2	HOME	0- 3	0- 0	1- 0				
2- 5	0- 2	0- 1	AWAY	1- 2	0- 0	1- 0				
0- 0	0- 0	0- 0	NEUTRAL	0- 0	0- 0	0- 0				

RPI S	Opponent	Score	RPI S	Opponent	Score	RPI S	Opponent	Score	RPI S	Opponent	Score	Team's RPI: 141
9	H Iowa	78 85	35	H Michigan	56 68	54	H Rutgers	61 64	115	H North Florida	75 62	
15	A Indiana	65 75	37	A Purdue	61 72	62	A Minnesota	72 62	175	A Illinois	73 64	
25	A Ohio St.	74 82	37	H Purdue	59 62	62	H Minnesota	64 73	209	H Penn St.	71 65	
			38	N Arkansas	64 68	63	A Colorado	57 74	228	H Eastern Ill.	63 55	
						64	N Ball St.	67 56	236	H Milwaukee	71 40	
						81	A Nebraska	50 65	264	H Wofford	78 65	
						81	H Nebraska	71 72	293	H Prairie View	68 42	
						89	A Georgia Tech	41 60	298	A North Dakota St.	64 63	
						90	A Michigan St.	52 69	322	H Alabama St.	85 67	
LAST 10 Division I												
37	H Purdue	59 62	81	H Nebraska	71 72							
25	A Ohio St.	74 82	62	A Minnesota	72 62							
62	H Minnesota	64 73	9	H Iowa	78 85							
175	A Illinois	73 64	35	H Michigan	56 68							
15	A Indiana	65 75	90	A Michigan St.	52 69							

Non-Div I Games:

Wisconsin

■ Loss,
 ■ Non-Conf,
 ■ S Site,
 ■ H Home
 ■ A Away
 N Neutral

Wofford

Through Games Of Feb. 13, 2020

Average RPI Win:	255	WON-LOST	WINNING	LAST 10	STRENGTH OF	OPP. STRENGTH	TEAM	ADJ.	CONF.	ADJ CONF.
Average RPI Loss:	193	RECORD	PCT. RANK	GAMES	SCHEDULE	OF SCHEDULE	RPI	RPI	RPI	RPI
DIV. I ONLY	11- 11	172	7-3	320	256	264	264	26	26	
DIV. I NON-CONF.	4- 8	235	0	228	300	288	288	21	21	
TOTALS	RPI 1-25	RPI 26-50	W-L RECORDS	RPI 51-100	RPI 101-150	RPI 150+				
11- 11	0- 0	0- 0	OVERALL	0- 1	1- 3	10- 7				
8- 4	0- 0	0- 0	HOME	0- 1	1- 0	7- 3				
2- 7	0- 0	0- 0	AWAY	0- 0	0- 3	2- 4				
1- 0	0- 0	0- 0	NEUTRAL	0- 0	0- 0	1- 0				
4- 8	0- 0	0- 0	NON-CONFERENCE	0- 1	0- 3	4- 4				
3- 3	0- 0	0- 0	HOME	0- 1	0- 0	3- 2				
0- 5	0- 0	0- 0	AWAY	0- 0	0- 3	0- 2				
1- 0	0- 0	0- 0	NEUTRAL	0- 0	0- 0	1- 0				
7- 3	0- 0	0- 0	CONFERENCE	0- 0	1- 0	6- 3				
5- 1	0- 0	0- 0	HOME	0- 0	1- 0	4- 1				
2- 2	0- 0	0- 0	AWAY	0- 0	0- 0	2- 2				
0- 0	0- 0	0- 0	NEUTRAL	0- 0	0- 0	0- 0				

RPI 1-25				RPI 26-50				RPI 51-100				RPI 101+ Team's RPI: 264			
RPI	S	Opponent	Score	RPI	S	Opponent	Score	RPI	S	Opponent	Score	RPI	S	Opponent	Score
								80	H	Coastal Caro.	73 78	119	A	Auburn	82 84
												125	A	Kansas	64 83
												141	A	Wisconsin	65 78
												147	H	UNC Greensboro	66 61
												173	A	Samford	69 63
												173	H	Samford	58 74
												201	A	Northern Ky.	72 80
												212	A	Gardner-Webb	53 67
												214	A	Chattanooga	76 80
												217	H	Furman	66 62
												234	H	UNC Asheville	75 38
												238	H	Appalachian St.	51 54
												256	N	Winthrop	60 59
												258	H	Longwood	79 76
												279	A	ETSU	76 47
												279	H	ETSU	86 62
												301	H	Ga. Southern	57 70
												307	H	Presbyterian	67 60
												316	A	Mercer	53 54
												316	H	Mercer	77 49
												338	H	Western Caro.	76 63
LAST 10 Division I															
				279	H	ETSU	86 62					338	H	Western Caro.	76 63
				173	A	Samford	69 63					279	A	ETSU	76 47
				316	A	Mercer	53 54					214	A	Chattanooga	76 80
				217	H	Furman	66 62					316	H	Mercer	77 49
				147	H	UNC Greensboro	66 61					173	H	Samford	58 74

Non-Div I Games: Brevard 82 34 Erskine 100 38 UNKNOWN 89 38

Wofford

Loss, Non-Conf, S Site, H Home A Away N Neutral

Average RPI Win:	241	WON-LOST	WINNING	LAST 10	STRENGTH OF	OPP. STRENGTH	TEAM	ADJ.	CONF.	ADJ CONF.
Average RPI Loss:	133	RECORD	PCT. RANK	GAMES	SCHEDULE	OF SCHEDULE	RPI	RPI	RPI	RPI
DIV. I ONLY	13- 11	152	6-4	208	198	160	160	22	22	
DIV. I NON-CONF.	4- 6	212	0	218	87	203	203	19	19	
TOTALS	RPI 1-25	RPI 26-50	W-L RECORDS	RPI 51-100	RPI 101-150	RPI 150+				
13- 11	0- 0	0- 4	OVERALL	0- 0	1- 4	12- 3				
5- 4	0- 0	0- 1	HOME	0- 0	0- 2	5- 1				
7- 5	0- 0	0- 3	AWAY	0- 0	1- 1	6- 1				
1- 2	0- 0	0- 0	NEUTRAL	0- 0	0- 1	1- 1				
4- 6	0- 0	0- 2	NON-CONFERENCE	0- 0	0- 3	4- 1				
1- 1	0- 0	0- 0	HOME	0- 0	0- 1	1- 0				
2- 3	0- 0	0- 2	AWAY	0- 0	0- 1	2- 0				
1- 2	0- 0	0- 0	NEUTRAL	0- 0	0- 1	1- 1				
9- 5	0- 0	0- 2	CONFERENCE	0- 0	1- 1	8- 2				
4- 3	0- 0	0- 1	HOME	0- 0	0- 1	4- 1				
5- 2	0- 0	0- 1	AWAY	0- 0	1- 0	4- 1				
0- 0	0- 0	0- 0	NEUTRAL	0- 0	0- 0	0- 0				

RPI 1-25				RPI 26-50				RPI 51-100				RPI 101+				Team's RPI: 160	
RPI	S	Opponent	Score	RPI	S	Opponent	Score	RPI	S	Opponent	Score	RPI	S	Opponent	Score		
				44	A	Iowa St.	71 79					116	A	UT Arlington	62 68		
				49	A	UCF	53 69					125	N	Kansas	63 74		
				50	A	IUPUI	60 80					127	H	Abilene Christian	64 83		
				50	H	IUPUI	58 62					136	A	Green Bay	70 58		
												136	H	Green Bay	59 68		
												188	A	Cleveland St.	75 73		
												188	H	Cleveland St.	78 62		
												201	A	Northern Ky.	63 55		
												227	H	CSU Bakersfield	65 60		
												235	A	SMU	69 61		
												236	A	Milwaukee	58 60		
												236	H	Milwaukee	67 77		
												245	A	Youngstown St.	67 54		
												245	H	Youngstown St.	91 41		
												252	N	Loyola Maryland	66 51		
												265	A	Xavier	86 74		
												283	H	Oakland	85 66		
												291	N	St. Bonaventure	56 57		
												328	H	Detroit Mercy	67 61		
												341	A	UIC	58 43		
LAST 10 Division I																	
				50	H	IUPUI	58 62	283	H	Oakland	85 66						
				188	A	Cleveland St.	75 73	328	H	Detroit Mercy	67 61						
				245	A	Youngstown St.	67 54	201	A	Northern Ky.	63 55						
				236	H	Milwaukee	67 77	50	A	IUPUI	60 80						
				136	H	Green Bay	59 68	341	A	UIC	58 43						

Non-Div I Games: Marian (IN) 64 60

Wright St.

Loss, Non-Conf, S Site, H Home A Away N Neutral

Wyoming

Through Games Of Feb. 13, 2020

Average RPI Win:	239	WON-LOST	WINNING	LAST 10	STRENGTH OF	OPP. STRENGTH	TEAM	ADJ.	CONF.	ADJ CONF.
Average RPI Loss:	156	RECORD	PCT. RANK	GAMES	SCHEDULE	OF SCHEDULE	RPI	RPI	RPI	RPI
DIV. I ONLY	10- 11	195	4-6	192	224	203	203	17	17	
DIV. I NON-CONF.	3- 5	224	0	215	237	259	259	22	22	
TOTALS	RPI 1-25	RPI 26-50	W-L RECORDS	RPI 51-100	RPI 101-150	RPI 150+				
10- 11	0- 1	0- 0	OVERALL	0- 3	2- 1	8- 6				
6- 5	0- 1	0- 0	HOME	0- 1	2- 0	4- 3				
4- 6	0- 0	0- 0	AWAY	0- 2	0- 1	4- 3				
0- 0	0- 0	0- 0	NEUTRAL	0- 0	0- 0	0- 0				
3- 5	0- 1	0- 0	NON-CONFERENCE	0- 2	0- 0	3- 2				
2- 3	0- 1	0- 0	HOME	0- 1	0- 0	2- 1				
1- 2	0- 0	0- 0	AWAY	0- 1	0- 0	1- 1				
0- 0	0- 0	0- 0	NEUTRAL	0- 0	0- 0	0- 0				
7- 6	0- 0	0- 0	CONFERENCE	0- 1	2- 1	5- 4				
4- 2	0- 0	0- 0	HOME	0- 0	2- 0	2- 2				
3- 4	0- 0	0- 0	AWAY	0- 1	0- 1	3- 2				
0- 0	0- 0	0- 0	NEUTRAL	0- 0	0- 0	0- 0				

RPI 1-25				RPI 26-50				RPI 51-100				RPI 101+ Team's RPI: 203			
RPI	S	Opponent	Score	RPI	S	Opponent	Score	RPI	S	Opponent	Score	RPI	S	Opponent	Score
12	H	Gonzaga	54 65					53	A	Fresno St.	59 89	126	A	Boise St.	48 67
								63	H	Colorado	56 66	126	H	Boise St.	73 68
								84	A	South Dakota St.	40 67	146	H	San Jose St.	80 45
												163	H	Saint Mary's (CA)	69 67
												179	A	UNLV	53 65
												208	A	New Mexico	73 66
												208	H	New Mexico	71 74
												222	H	Northern Colo.	44 46
												243	A	San Diego St.	60 67
												243	H	San Diego St.	81 67
												248	H	Nevada	83 59
												253	H	Colorado St.	49 56
												270	A	Denver	57 71
												290	A	Utah St.	65 54
												298	A	North Dakota St.	66 57
												312	A	Air Force	65 63
												351	H	Mississippi Val.	95 22
LAST 10 Division I															
208	H	New Mexico	71 74	53	A	Fresno St.	59 89								
126	A	Boise St.	48 67	248	H	Nevada	83 59								
146	H	San Jose St.	80 45	179	A	UNLV	53 65								
290	A	Utah St.	65 54	243	A	San Diego St.	60 67								
243	H	San Diego St.	81 67	253	H	Colorado St.	49 56								

Non-Div I Games: Colo. Christian 70 31

Wyoming

■ Loss,
 ■ Non-Conf, S Site,
 ■ Home
 ■ Away
 N Neutral

Average RPI Win:	165	WON-LOST	WINNING	LAST 10	STRENGTH OF	OPP. STRENGTH	TEAM	ADJ.	CONF.	ADJ CONF.
Average RPI Loss:	99	RECORD	PCT. RANK	GAMES	SCHEDULE	OF SCHEDULE	RPI	RPI	RPI	RPI
DIV. I ONLY	2- 21	344	1-9	39	82	265	265	6	6	
DIV. I NON-CONF.	1- 10	329	0	23	129	251	251	6	6	
TOTALS	RPI 1-25	RPI 26-50	W-L RECORDS	RPI 51-100	RPI 101-150	RPI 150+				
2- 21	0- 2	0- 2	OVERALL	1- 10	0- 4	1- 3				
1- 11	0- 1	0- 1	HOME	1- 6	0- 0	0- 3				
1- 8	0- 0	0- 1	AWAY	0- 4	0- 3	1- 0				
0- 2	0- 1	0- 0	NEUTRAL	0- 0	0- 1	0- 0				
1- 10	0- 1	0- 0	NON-CONFERENCE	1- 4	0- 3	0- 2				
1- 4	0- 0	0- 0	HOME	1- 2	0- 0	0- 2				
0- 4	0- 0	0- 0	AWAY	0- 2	0- 2	0- 0				
0- 2	0- 1	0- 0	NEUTRAL	0- 0	0- 1	0- 0				
1- 11	0- 1	0- 2	CONFERENCE	0- 6	0- 1	1- 1				
0- 7	0- 1	0- 1	HOME	0- 4	0- 0	0- 1				
1- 4	0- 0	0- 1	AWAY	0- 2	0- 1	1- 0				
0- 0	0- 0	0- 0	NEUTRAL	0- 0	0- 0	0- 0				

RPI 1-25				RPI 26-50				RPI 51-100				RPI 101+ Team's RPI: 265			
RPI	S	Opponent	Score	RPI	S	Opponent	Score	RPI	S	Opponent	Score	RPI	S	Opponent	Score
14	N	Northwestern	59 79	32	H	Marquette	60 80	60	H	St. John's (NY)	67 75	102	A	Rider	57 64
19	H	DePaul	68 91	33	A	Creighton	55 62	63	H	Colorado	53 62	138	A	Robert Morris	57 71
								64	A	Ball St.	49 70	140	N	Florida	64 67
								69	H	Seton Hall	61 83	142	A	Providence	48 60
								74	A	Temple	65 78	160	H	Wright St.	74 86
								82	H	Cincinnati	78 85	239	A	Georgetown	85 64
								91	H	Utah	70 63	239	H	Georgetown	50 63
								95	A	Butler	61 63	257	H	Eastern Ky.	55 56
								95	H	Butler	70 78				
								97	A	Villanova	54 66				
								97	H	Villanova	54 55				
LAST 10 Division I															
239	H	Georgetown	50 63	32	H	Marquette	60 80								
97	H	Villanova	54 55	19	H	DePaul	68 91								
95	A	Butler	61 63	97	A	Villanova	54 66								
142	A	Providence	48 60	239	A	Georgetown	85 64								
33	A	Creighton	55 62	95	H	Butler	70 78								

Non-Div I Games:

Xavier

Average RPI Win:	196	WON-LOST	WINNING	LAST 10	STRENGTH OF	OPP. STRENGTH	TEAM	ADJ.	CONF.	ADJ CONF.
Average RPI Loss:	66	RECORD	PCT. RANK	GAMES	SCHEDULE	OF SCHEDULE	RPI	RPI	RPI	RPI
DIV. I ONLY	15- 4	35	9-1	128	135	42	42	8	8	
DIV. I NON-CONF.	10- 3	57	4-0	135	162	54	54	8	8	
TOTALS	RPI 1-25	RPI 26-50	W-L RECORDS	RPI 51-100	RPI 101-150	RPI 150+				
15- 4	0- 1	0- 0	OVERALL	2- 2	3- 1	10- 0				
6- 1	0- 0	0- 0	HOME	0- 1	1- 0	5- 0				
8- 3	0- 1	0- 0	AWAY	1- 1	2- 1	5- 0				
1- 0	0- 0	0- 0	NEUTRAL	1- 0	0- 0	0- 0				
10- 3	0- 1	0- 0	NON-CONFERENCE	2- 2	2- 0	6- 0				
5- 1	0- 0	0- 0	HOME	0- 1	1- 0	4- 0				
4- 2	0- 1	0- 0	AWAY	1- 1	1- 0	2- 0				
1- 0	0- 0	0- 0	NEUTRAL	1- 0	0- 0	0- 0				
5- 1	0- 0	0- 0	CONFERENCE	0- 0	1- 1	4- 0				
1- 0	0- 0	0- 0	HOME	0- 0	0- 0	1- 0				
4- 1	0- 0	0- 0	AWAY	0- 0	1- 1	3- 0				
0- 0	0- 0	0- 0	NEUTRAL	0- 0	0- 0	0- 0				

RPI S	Opponent	Score	RPI S	Opponent	Score	Team's RPI: 42	RPI S	Opponent	Score	RPI S	Opponent	Score
7	A UCLA	65 100					53	N Fresno St.	87 67	101	A Harvard	57 66
							60	H St. John's (NY)	66 80	139	A Cornell	74 67
							94	A North Carolina	66 63	142	H Providence	82 79
							96	A Colgate	67 70	144	A Northeastern	78 63
										164	A Columbia	85 60
										181	H Quinnipiac	63 59
										185	A Dartmouth	67 47
										211	A Brown	73 40
										211	H Brown	79 72
										226	A UMass Lowell	67 59
										284	H Wagner	87 68
										286	A LMU (CA)	81 65
										303	H Sacred Heart	87 40
										316	H Mercer	68 60
LAST 10 Division I												
185	A Dartmouth	67 47	211	H Brown	79 72							
101	A Harvard	57 66	316	H Mercer	68 60							
139	A Cornell	74 67	284	H Wagner	87 68							
164	A Columbia	85 60	94	A North Carolina	66 63							
211	A Brown	73 40	303	H Sacred Heart	87 40							

Non-Div I Games:

Yale

■ Loss,
■ Non-Conf, S Site,
■ Home
■ Away
N Neutral

Average RPI Win:	254	WON-LOST	WINNING	LAST 10	STRENGTH OF	OPP. STRENGTH	TEAM	ADJ.	CONF.	ADJ CONF.
Average RPI Loss:	164	RECORD	PCT. RANK	GAMES	SCHEDULE	OF SCHEDULE	RPI	RPI	RPI	RPI
DIV. I ONLY	9- 13	233	2-8	235	274	245	245	22	22	
DIV. I NON-CONF.	5- 4	140	0	207	231	149	149	19	19	
TOTALS	RPI 1-25	RPI 26-50	W-L RECORDS	RPI 51-100	RPI 101-150	RPI 150+				
9- 13	0- 1	1- 1	OVERALL	0- 0	0- 3	8- 8				
5- 5	0- 0	1- 0	HOME	0- 0	0- 2	4- 3				
4- 8	0- 1	0- 1	AWAY	0- 0	0- 1	4- 5				
0- 0	0- 0	0- 0	NEUTRAL	0- 0	0- 0	0- 0				
5- 4	0- 1	0- 0	NON-CONFERENCE	0- 0	0- 2	5- 1				
3- 1	0- 0	0- 0	HOME	0- 0	0- 1	3- 0				
2- 3	0- 1	0- 0	AWAY	0- 0	0- 1	2- 1				
0- 0	0- 0	0- 0	NEUTRAL	0- 0	0- 0	0- 0				
4- 9	0- 0	1- 1	CONFERENCE	0- 0	0- 1	3- 7				
2- 4	0- 0	1- 0	HOME	0- 0	0- 1	1- 3				
2- 5	0- 0	0- 1	AWAY	0- 0	0- 0	2- 4				
0- 0	0- 0	0- 0	NEUTRAL	0- 0	0- 0	0- 0				

RPI	S	Opponent	Score	RPI	S	Opponent	Score	RPI	S	Opponent	Score	RPI	S	Opponent	Score	Team's RPI: 245
15	A	Indiana	56 93	50	A	IUPUI	69 77					105	H	Kent St.	73 82	
				50	H	IUPUI	75 73					136	H	Green Bay	63 70	
												138	A	Robert Morris	43 58	
												156	H	Eastern Mich.	79 77	
												160	A	Wright St.	41 91	
												160	H	Wright St.	54 67	
												188	A	Cleveland St.	52 60	
												200	A	Akron	62 91	
												201	A	Northern Ky.	56 75	
												201	H	Northern Ky.	55 59	
												236	H	Milwaukee	62 74	
												251	A	Saint Francis (PA)	56 46	
												257	A	Eastern Ky.	72 63	
												283	A	Oakland	79 74	
												284	H	Wagner	64 42	
												328	A	Detroit Mercy	62 47	
												334	H	Canisius	87 59	
												341	A	UIC	53 59	
												341	H	UIC	77 65	
LAST 10 Division I																
201	H	Northern Ky.	55 59	136	H	Green Bay	63 70									
160	H	Wright St.	54 67	328	A	Detroit Mercy	62 47									
50	A	IUPUI	69 77	283	A	Oakland	79 74									
341	A	UIC	53 59	188	A	Cleveland St.	52 60									
236	H	Milwaukee	62 74	160	A	Wright St.	41 91									

Non-Div I Games: Lake Erie 83 48 Muskingum 92 46

Youngstown St.

Loss, Non-Conf, S Site, H Home A Away N Neutral