

Average RPI Win:	279	WON-LOST	WINNING	LAST 10	STRENGTH OF	OPP. STRENGTH	TEAM	ADJ.	CONF.	ADJ CONF.
Average RPI Loss:	179	RECORD	PCT. RANK	GAMES	SCHEDULE	OF SCHEDULE	RPI	RPI	RPI	RPI
DIV. I ONLY	8- 10	208	0- 1	304	297	267	267	25	25	
DIV. I NON-CONF.	2- 5	264	0- 0	259	255	285	285	23	23	
TOTALS	RPI 1-25	RPI 26-50	W-L RECORDS	RPI 51-100	RPI 101-150	RPI 150+				
8- 10	0- 0	0- 0	OVERALL	0- 1	0- 1	8- 8				
4- 4	0- 0	0- 0	HOME	0- 0	0- 0	4- 4				
3- 5	0- 0	0- 0	AWAY	0- 1	0- 1	3- 3				
1- 1	0- 0	0- 0	NEUTRAL	0- 0	0- 0	1- 1				
2- 5	0- 0	0- 0	NON-CONFERENCE	0- 0	0- 1	2- 4				
0- 3	0- 0	0- 0	HOME	0- 0	0- 0	0- 3				
1- 1	0- 0	0- 0	AWAY	0- 0	0- 1	1- 0				
1- 1	0- 0	0- 0	NEUTRAL	0- 0	0- 0	1- 1				
6- 5	0- 0	0- 0	CONFERENCE	0- 1	0- 0	6- 4				
4- 1	0- 0	0- 0	HOME	0- 0	0- 0	4- 1				
2- 4	0- 0	0- 0	AWAY	0- 1	0- 0	2- 3				
0- 0	0- 0	0- 0	NEUTRAL	0- 0	0- 0	0- 0				

RPI S	Opponent	Score	RPI S	Opponent	Score	RPI S	Opponent	Score	RPI S	Opponent	Score	Team's RPI: 267
						66	A Lamar University	58 76	148	A Texas Tech	61 78	
									159	H Abilene Christian	68 72	
									168	H New Mexico St.	65 67	
									179	A Nicholls St.	55 85	
									180	A Sam Houston St.	59 61	
									180	H Sam Houston St.	76 61	
									182	H Texas St.	53 60	
									200	N Prairie View	59 67	
									223	A UTRGV	59 49	
									223	H UTRGV	57 70	
									251	N Louisiana	64 63	
									281	A Central Ark.	73 65	
									287	A Southeastern La.	45 56	
									315	H Incarnate Word	57 49	
									316	H New Orleans	57 51	
									330	H Northwestern St.	79 55	
									339	A Houston Baptist	70 56	
LAST 12 Division I GAMES:												
180	A	Sam Houston St.	59	61	316	H	New Orleans	57	51			
315	H	Incarnate Word	57	49	180	H	Sam Houston St.	76	61			
287	A	Southeastern La.	45	56	330	H	Northwestern St.	79	55			
339	A	Houston Baptist	70	56	66	A	Lamar University	58	76			
159	H	Abilene Christian	68	72	281	A	Central Ark.	73	65			
179	A	Nicholls St.	55	85	168	H	New Mexico St.	65	67			

Non-Div I Games: Schreiner 64 34 UNKNOWN 78 40 Tex. A&M Int'l 84 36 Texas Lutheran 73 49 A&M-Corpus Christi

Loss, Non-Conf, S Site, H Home A Away N Neutral

Average RPI Win: 260	WON-LOST	WINNING	LAST 10	STRENGTH OF	OPP. STRENGTH	TEAM	ADJ.	CONF.	ADJ CONF.
Average RPI Loss: 131	RECORD	PCT. RANK	GAMES	SCHEDULE	OF SCHEDULE	RPI	RPI	RPI	RPI
DIV. I ONLY	11- 8	129	1- 0	209	278	159	159	25	25
DIV. I NON-CONF.	3- 4	199	0- 0	111	145	116	116	23	23
TOTALS	RPI 1-25	RPI 26-50	W-L RECORDS	RPI 51-100	RPI 101-150	RPI 150+			
11- 8	0- 0	0- 0	OVERALL	0- 4	0- 2	11- 2			
3- 4	0- 0	0- 0	HOME	0- 3	0- 0	3- 1			
7- 4	0- 0	0- 0	AWAY	0- 1	0- 2	7- 1			
1- 0	0- 0	0- 0	NEUTRAL	0- 0	0- 0	1- 0			
3- 4	0- 0	0- 0	NON-CONFERENCE	0- 2	0- 2	3- 0			
0- 1	0- 0	0- 0	HOME	0- 1	0- 0	0- 0			
2- 3	0- 0	0- 0	AWAY	0- 1	0- 2	2- 0			
1- 0	0- 0	0- 0	NEUTRAL	0- 0	0- 0	1- 0			
8- 4	0- 0	0- 0	CONFERENCE	0- 2	0- 0	8- 2			
3- 3	0- 0	0- 0	HOME	0- 2	0- 0	3- 1			
5- 1	0- 0	0- 0	AWAY	0- 0	0- 0	5- 1			
0- 0	0- 0	0- 0	NEUTRAL	0- 0	0- 0	0- 0			

RPI 1-25				RPI 26-50				RPI 51-100				RPI 101+				Team's RPI: 159	
RPI	S	Opponent	Score	RPI	S	Opponent	Score	RPI	S	Opponent	Score	RPI	S	Opponent	Score		
								60	H	SFA	55	71	147	A	Tulsa	63	75
								66	H	Lamar University	60	63	148	A	Texas Tech	54	105
								73	A	FGCU	65	81	168	A	New Mexico St.	58	46
								85	H	Arkansas	68	80	179	H	Nicholls St.	76	66
													180	A	Sam Houston St.	91	79
													180	H	Sam Houston St.	63	72
													212	N	Texas Southern	81	39
													264	A	UTEP	70	69
													267	A	A&M-Corpus Christi	72	68
													281	H	Central Ark.	77	70
													287	A	Southeastern La.	71	74
													316	A	New Orleans	59	52
													326	H	McNeese	109	52
													330	A	Northwestern St.	72	63
													339	A	Houston Baptist	72	62
LAST 12 Division I GAMES:																	
								179	H	Nicholls St.	76	66	330	A	Northwestern St.	72	63
								180	H	Sam Houston St.	63	72	339	A	Houston Baptist	72	62
								66	H	Lamar University	60	63	287	A	Southeastern La.	71	74
								267	A	A&M-Corpus Christi	72	68	326	H	McNeese	109	52
								281	H	Central Ark.	77	70	180	A	Sam Houston St.	91	79
								60	H	SFA	55	71	316	A	New Orleans	59	52

Non-Div I Games: Eastern N.M. 78 46 Southwest (NM) 90 47 Howard Payne 98 43 Schreiner 90 43

Abilene Christian

Loss, Non-Conf, S Site, H Home A Away N Neutral

Average RPI Win:	249	WON-LOST	WINNING	LAST 10	STRENGTH OF	OPP. STRENGTH	TEAM	ADJ.	CONF.	ADJ CONF.
Average RPI Loss:	145	RECORD	PCT. RANK	GAMES	SCHEDULE	OF SCHEDULE	RPI	RPI	RPI	RPI
DIV. I ONLY	7- 15	271	0- 1	194	157	263	263	14	14	
DIV. I NON-CONF.	3- 7	256	0- 0	116	237	217	217	13	13	
TOTALS	RPI 1-25	RPI 26-50	W-L RECORDS	RPI 51-100	RPI 101-150	RPI 150+				
7- 15	0- 1	0- 1	OVERALL	1- 3	0- 1	6- 9				
6- 4	0- 0	0- 0	HOME	1- 0	0- 0	5- 4				
1- 11	0- 1	0- 1	AWAY	0- 3	0- 1	1- 5				
0- 0	0- 0	0- 0	NEUTRAL	0- 0	0- 0	0- 0				
3- 7	0- 1	0- 0	NON-CONFERENCE	1- 1	0- 1	2- 4				
2- 2	0- 0	0- 0	HOME	1- 0	0- 0	1- 2				
1- 5	0- 1	0- 0	AWAY	0- 1	0- 1	1- 2				
0- 0	0- 0	0- 0	NEUTRAL	0- 0	0- 0	0- 0				
4- 8	0- 0	0- 1	CONFERENCE	0- 2	0- 0	4- 5				
4- 2	0- 0	0- 0	HOME	0- 0	0- 0	4- 2				
0- 6	0- 0	0- 1	AWAY	0- 2	0- 0	0- 3				
0- 0	0- 0	0- 0	NEUTRAL	0- 0	0- 0	0- 0				

RPI 1-25				RPI 26-50				RPI 51-100				RPI 101+ Team's RPI: 263			
RPI	S	Opponent	Score	RPI	S	Opponent	Score	RPI	S	Opponent	Score	RPI	S	Opponent	Score
4	A	Oregon	36 82	47	A	Wyoming	60 80	52	A	New Mexico	57 78	112	A	Minnesota	50 67
								54	A	Boise St.	48 79	161	A	Portland	60 79
								83	A	Northeastern	41 54	175	A	Denver	66 92
								100	H	Northern Colo.	69 57	199	A	UNLV	56 66
												199	H	UNLV	47 62
												201	A	San Diego St.	61 70
												201	H	San Diego St.	75 66
												207	H	Navy	47 54
												213	H	Utah St.	44 48
												214	H	George Mason	71 78
												236	H	Nevada	79 74
												257	A	Colorado St.	48 55
												257	H	Colorado St.	63 48
												291	A	Army West Point	71 60
												317	H	San Jose St.	88 77
												344	H	Fairleigh Dickinson	85 37
LAST 12 Division I GAMES:															
199	H	UNLV	47 62	236	H	Nevada	79 74								
47	A	Wyoming	60 80	199	A	UNLV	56 66								
257	A	Colorado St.	48 55	201	A	San Diego St.	61 70								
201	H	San Diego St.	75 66	257	H	Colorado St.	63 48								
317	H	San Jose St.	88 77	213	H	Utah St.	44 48								
54	A	Boise St.	48 79	52	A	New Mexico	57 78								

Non-Div I Games: Western St. 72 54

Air Force

■ Loss,
■ Non-Conf, S Site,
■ Home
■ Away
N Neutral

Average RPI Win:	247	WON-LOST	WINNING	LAST 10	STRENGTH OF	OPP. STRENGTH	TEAM	ADJ.	CONF.	ADJ CONF.
Average RPI Loss:	79	RECORD	PCT. RANK	GAMES	SCHEDULE	OF SCHEDULE	RPI	RPI	RPI	RPI
DIV. I ONLY	13- 8	109	1- 0	215	149	142	142	7	7	
DIV. I NON-CONF.	8- 2	52	0- 0	321	288	156	156	8	8	
TOTALS	RPI 1-25	RPI 26-50	W-L RECORDS	RPI 51-100	RPI 101-150	RPI 150+				
13- 8	0- 0	0- 4	OVERALL	1- 2	0- 1	12- 1				
7- 2	0- 0	0- 1	HOME	1- 0	0- 0	6- 1				
2- 6	0- 0	0- 3	AWAY	0- 2	0- 1	2- 0				
4- 0	0- 0	0- 0	NEUTRAL	0- 0	0- 0	4- 0				
8- 2	0- 0	0- 1	NON-CONFERENCE	0- 0	0- 1	8- 0				
3- 1	0- 0	0- 1	HOME	0- 0	0- 0	3- 0				
1- 1	0- 0	0- 0	AWAY	0- 0	0- 1	1- 0				
4- 0	0- 0	0- 0	NEUTRAL	0- 0	0- 0	4- 0				
5- 6	0- 0	0- 3	CONFERENCE	1- 2	0- 0	4- 1				
4- 1	0- 0	0- 0	HOME	1- 0	0- 0	3- 1				
1- 5	0- 0	0- 3	AWAY	0- 2	0- 0	1- 0				
0- 0	0- 0	0- 0	NEUTRAL	0- 0	0- 0	0- 0				

RPI S	Opponent	Score	RPI S	Opponent	Score	RPI S	Opponent	Score	RPI S	Opponent	Score	Team's RPI: 142
27	A Central Mich.	71 94	74	H Toledo	70 64	126	A Youngstown St.	61 72				
31	A Buffalo	72 91	80	A Kent St.	58 73	186	H Ball St.	91 61				
33	A Ohio	70 92	96	A Northern Ill.	59 70	194	H Eastern Mich.	60 72				
46	H Butler	47 63				210	H Bowling Green	74 71				
						218	A N.C. A&T	49 36				
						230	H St. Bonaventure	67 58				
						264	N UTEP	64 57				
						278	N Northern Ky.	77 60				
						279	A Western Mich.	72 59				
						279	H Western Mich.	69 62				
						280	H Canisius	62 53				
						286	N Jackson St.	74 57				
						299	N Oakland	85 65				
						327	H Eastern Ky.	63 54				
LAST 12 Division I GAMES:												
186	H Ball St.	91 61	96	A Northern Ill.	59 70							
279	H Western Mich.	69 62	194	H Eastern Mich.	60 72							
33	A Ohio	70 92	210	H Bowling Green	74 71							
80	A Kent St.	58 73	279	A Western Mich.	72 59							
74	H Toledo	70 64	27	A Central Mich.	71 94							
31	A Buffalo	72 91	264	N UTEP	64 57							

Non-Div I Games: Malone 63 44

Akron

■ Loss,
 ■ Non-Conf, S Site,
 ■ Home
 ■ Away
 N Neutral

Alabama

Through Games Of Feb. 13, 2019

Average RPI Win:	174	WON-LOST	WINNING	LAST 10	STRENGTH OF	OPP. STRENGTH	TEAM	ADJ.	CONF.	ADJ CONF.
Average RPI Loss:	73	RECORD	PCT. RANK	GAMES	SCHEDULE	OF SCHEDULE	RPI	RPI	RPI	RPI
DIV. I ONLY	11- 13	189	0- 1	47	71	133	133	5	5	
DIV. I NON-CONF.	8- 5	119	0- 1	118	149	118	118	4	4	
TOTALS	RPI 1-25	RPI 26-50	W-L RECORDS	RPI 51-100	RPI 101-150	RPI 150+				
11- 13	0- 5	0- 2	OVERALL	3- 2	2- 2	6- 2				
8- 5	0- 2	0- 1	HOME	2- 1	1- 1	5- 0				
2- 5	0- 2	0- 1	AWAY	0- 1	1- 0	1- 1				
1- 3	0- 1	0- 0	NEUTRAL	1- 0	0- 1	0- 1				
8- 5	0- 1	0- 1	NON-CONFERENCE	2- 0	1- 2	5- 1				
6- 1	0- 0	0- 0	HOME	1- 0	1- 1	4- 0				
1- 1	0- 0	0- 1	AWAY	0- 0	0- 0	1- 0				
1- 3	0- 1	0- 0	NEUTRAL	1- 0	0- 1	0- 1				
3- 8	0- 4	0- 1	CONFERENCE	1- 2	1- 0	1- 1				
2- 4	0- 2	0- 1	HOME	1- 1	0- 0	1- 0				
1- 4	0- 2	0- 0	AWAY	0- 1	1- 0	0- 1				
0- 0	0- 0	0- 0	NEUTRAL	0- 0	0- 0	0- 0				

RPI 1-25				RPI 26-50				RPI 51-100				RPI 101+ Team's RPI: 133			
RPI	S	Opponent	Score	RPI	S	Opponent	Score	RPI	S	Opponent	Score	RPI	S	Opponent	Score
7	H	Mississippi St.	49 65	48	H	Auburn	56 66	56	H	LSU	56 62	106	A	Georgia	58 53
14	A	South Carolina	59 62	49	A	Utah	62 72	58	H	Clemson	76 56	110	H	South Alabama	67 72
21	A	Texas A&M	43 70					61	H	Tennessee	86 65	129	H	Tulane	69 58
23	N	Miami (FL)	74 101					85	A	Arkansas	61 72	147	N	Tulsa	73 80
25	H	Kentucky	53 68					94	N	Virginia	64 52	152	N	Louisiana Tech	62 79
												206	A	SMU	62 61
												208	H	Stetson	59 47
												211	A	Florida	55 57
												211	H	Florida	74 67
												219	H	Grambling	73 55
												287	H	Southeastern La.	88 40
												330	H	Northwestern St.	87 73
LAST 12 Division I GAMES:															
152	N	Louisiana Tech	62 79	56	H	LSU	56 62								
25	H	Kentucky	53 68	61	H	Tennessee	86 65								
211	A	Florida	55 57	21	A	Texas A&M	43 70								
7	H	Mississippi St.	49 65	48	H	Auburn	56 66								
106	A	Georgia	58 53	14	A	South Carolina	59 62								
85	A	Arkansas	61 72	211	H	Florida	74 67								

Non-Div I Games:

Alabama

■ Loss,
 ■ Non-Conf,
 S Site,
 ■ Home
 ■ Away
 N Neutral

Alabama A&M

Through Games Of Feb. 13, 2019

Average RPI Win:	302	WON-LOST	WINNING	LAST 10	STRENGTH OF	OPP. STRENGTH	TEAM	ADJ.	CONF.	ADJ CONF.
Average RPI Loss:	211	RECORD	PCT. RANK	GAMES	SCHEDULE	OF SCHEDULE	RPI	RPI	RPI	RPI
DIV. I ONLY	11- 11	163	1- 0	350	326	304	304	29	29	
DIV. I NON-CONF.	5- 6	177	0- 0	313	327	268	268	27	27	
TOTALS	RPI 1-25	RPI 26-50	W-L RECORDS	RPI 51-100	RPI 101-150	RPI 150+				
11- 11	0- 0	0- 0	OVERALL	0- 0	0- 2	11- 9				
6- 5	0- 0	0- 0	HOME	0- 0	0- 0	6- 5				
4- 6	0- 0	0- 0	AWAY	0- 0	0- 2	4- 4				
1- 0	0- 0	0- 0	NEUTRAL	0- 0	0- 0	1- 0				
5- 6	0- 0	0- 0	NON-CONFERENCE	0- 0	0- 2	5- 4				
2- 2	0- 0	0- 0	HOME	0- 0	0- 0	2- 2				
2- 4	0- 0	0- 0	AWAY	0- 0	0- 2	2- 2				
1- 0	0- 0	0- 0	NEUTRAL	0- 0	0- 0	1- 0				
6- 5	0- 0	0- 0	CONFERENCE	0- 0	0- 0	6- 5				
4- 3	0- 0	0- 0	HOME	0- 0	0- 0	4- 3				
2- 2	0- 0	0- 0	AWAY	0- 0	0- 0	2- 2				
0- 0	0- 0	0- 0	NEUTRAL	0- 0	0- 0	0- 0				

RPI 1-25			RPI 26-50			RPI 51-100			RPI 101+ Team's RPI: 304		
RPI	S	Opponent	Score	RPI	S	Opponent	Score	RPI	S	Opponent	Score
								125	A	UAB	47 82
								131	A	Kansas	54 65
								185	H	Southern U.	50 54
								188	A	Illinois	60 88
								200	A	Prairie View	65 77
								203	H	Jacksonville St.	48 55
								212	A	Texas Southern	45 53
								219	H	Grambling	51 63
								245	N	Jacksonville	65 60
								250	H	Alabama St.	46 60
								274	A	North Florida	63 62
								282	A	Murray St.	59 53
								286	H	Jackson St.	58 55
								287	H	Southeastern La.	51 48
								288	A	Austin Peay	58 75
								289	H	Tennessee St.	67 57
								310	A	Mississippi Val.	80 60
								310	H	Mississippi Val.	78 70
								324	H	Lipscomb	58 62
								347	A	Ark.-Pine Bluff	78 52
								347	H	Ark.-Pine Bluff	60 54
								350	H	Alcorn	87 69
LAST 12 Division I GAMES:											
347	H	Ark.-Pine Bluff	60 54	250	H	Alabama St.	46 60				
310	H	Mississippi Val.	78 70	347	A	Ark.-Pine Bluff	78 52				
212	A	Texas Southern	45 53	310	A	Mississippi Val.	80 60				
200	A	Prairie View	65 77	219	H	Grambling	51 63				
350	H	Alcorn	87 69	286	H	Jackson St.	58 55				
185	H	Southern U.	50 54	245	N	Jacksonville	65 60				

Non-Div I Games:

Alabama A&M

■ Loss,
 ■ Non-Conf,
 ■ S Site,
 ■ H Home
 ■ A Away
 N Neutral

Average RPI Win:	293	WON-LOST	WINNING	LAST 10	STRENGTH OF	OPP. STRENGTH	TEAM	ADJ.	CONF.	ADJ CONF.
Average RPI Loss:	135	RECORD	PCT. RANK	GAMES	SCHEDULE	OF SCHEDULE	RPI	RPI	RPI	RPI
DIV. I ONLY	8- 13	239	1- 0	221	295	250	250	29	29	
DIV. I NON-CONF.	0- 10	336	0- 0	15	155	237	237	27	27	
TOTALS	RPI 1-25	RPI 26-50	W-L RECORDS	RPI 51-100	RPI 101-150	RPI 150+				
8- 13	0- 2	0- 2	OVERALL	0- 1	0- 3	8- 5				
5- 4	0- 1	0- 0	HOME	0- 0	0- 1	5- 2				
3- 9	0- 1	0- 2	AWAY	0- 1	0- 2	3- 3				
0- 0	0- 0	0- 0	NEUTRAL	0- 0	0- 0	0- 0				
0- 10	0- 2	0- 2	NON-CONFERENCE	0- 1	0- 3	0- 2				
0- 3	0- 1	0- 0	HOME	0- 0	0- 1	0- 1				
0- 7	0- 1	0- 2	AWAY	0- 1	0- 2	0- 1				
0- 0	0- 0	0- 0	NEUTRAL	0- 0	0- 0	0- 0				
8- 3	0- 0	0- 0	CONFERENCE	0- 0	0- 0	8- 3				
5- 1	0- 0	0- 0	HOME	0- 0	0- 0	5- 1				
3- 2	0- 0	0- 0	AWAY	0- 0	0- 0	3- 2				
0- 0	0- 0	0- 0	NEUTRAL	0- 0	0- 0	0- 0				

RPI 1-25				RPI 26-50				RPI 51-100				RPI 101+ Team's RPI: 250			
RPI	S	Opponent	Score	RPI	S	Opponent	Score	RPI	S	Opponent	Score	RPI	S	Opponent	Score
14	H	South Carolina	38 94	44	A	Georgia Tech	42 69	80	A	Troy	46 116	110	A	South Alabama	65 77
25	A	Kentucky	35 87	48	A	Auburn	50 83					125	H	UAB	47 62
												138	A	North Ala.	42 68
												170	A	Xavier	58 87
												185	H	Southern U.	78 61
												200	A	Prairie View	59 71
												212	A	Texas Southern	58 51
												219	H	Grambling	72 80
												270	H	Samford	51 60
												286	H	Jackson St.	74 67
												304	A	Alabama A&M	60 46
												310	A	Mississippi Val.	62 64
												310	H	Mississippi Val.	73 67
												347	A	Ark.-Pine Bluff	58 56
												347	H	Ark.-Pine Bluff	73 52
												350	H	Alcorn	76 63
LAST 12 Division I GAMES:															
310	H	Mississippi Val.	73 67	304	A	Alabama A&M	60 46								
347	H	Ark.-Pine Bluff	73 52	310	A	Mississippi Val.	62 64								
200	A	Prairie View	59 71	347	A	Ark.-Pine Bluff	58 56								
212	A	Texas Southern	58 51	286	H	Jackson St.	74 67								
185	H	Southern U.	78 61	219	H	Grambling	72 80								
350	H	Alcorn	76 63	48	A	Auburn	50 83								

Non-Div I Games: Mobile 69 63

Alabama St.

■ Loss,
 ■ Non-Conf, S Site,
 ■ Home
 ■ Away
 N Neutral

Average RPI Win:	275	WON-LOST	WINNING	LAST 10	STRENGTH OF	OPP. STRENGTH	TEAM	ADJ.	CONF.	ADJ CONF.
Average RPI Loss:	185	RECORD	PCT. RANK	GAMES	SCHEDULE	OF SCHEDULE	RPI	RPI	RPI	RPI
DIV. I ONLY	11- 13	189	1- 0	284	281	231	231	23	23	
DIV. I NON-CONF.	3- 10	278	0- 0	255	296	294	294	25	25	
TOTALS	RPI 1-25	RPI 26-50	W-L RECORDS	RPI 51-100	RPI 101-150	RPI 150+				
11- 13	0- 1	0- 0	OVERALL	0- 2	0- 3	11- 7				
6- 4	0- 0	0- 0	HOME	0- 0	0- 1	6- 3				
5- 9	0- 1	0- 0	AWAY	0- 2	0- 2	5- 4				
0- 0	0- 0	0- 0	NEUTRAL	0- 0	0- 0	0- 0				
3- 10	0- 1	0- 0	NON-CONFERENCE	0- 1	0- 2	3- 6				
1- 4	0- 0	0- 0	HOME	0- 0	0- 1	1- 3				
2- 6	0- 1	0- 0	AWAY	0- 1	0- 1	2- 3				
0- 0	0- 0	0- 0	NEUTRAL	0- 0	0- 0	0- 0				
8- 3	0- 0	0- 0	CONFERENCE	0- 1	0- 1	8- 1				
5- 0	0- 0	0- 0	HOME	0- 0	0- 0	5- 0				
3- 3	0- 0	0- 0	AWAY	0- 1	0- 1	3- 1				
0- 0	0- 0	0- 0	NEUTRAL	0- 0	0- 0	0- 0				

RPI	S	Opponent	Score	RPI	S	Opponent	Score	RPI	S	Opponent	Score	RPI	S	Opponent	Score	Team's RPI: 231
19	A	Rutgers	39 65					53	A	Purdue	41 53	105	A	Hartford	35 82	
								72	A	Maine	65 76	145	H	Marist	56 74	
												146	A	South Fla.	37 74	
												160	A	Stony Brook	54 49	
												205	H	Holy Cross	50 56	
												216	A	Monmouth	56 64	
												253	A	Binghamton	71 62	
												253	H	Binghamton	61 56	
												259	A	St. Francis Brooklyn	67 60	
												260	A	Columbia	62 58	
												266	A	Vermont	39 52	
												266	H	Vermont	65 40	
												276	A	Cornell	34 48	
												280	H	Canisius	42 48	
												300	H	Central Conn. St.	53 60	
												302	H	Manhattan	60 54	
												309	H	UMBC	64 44	
												320	H	New Hampshire	59 41	
												321	A	Lafayette	66 67	
												323	A	UMass Lowell	56 53	
												323	H	UMass Lowell	63 56	
LAST 12 Division I GAMES:																
323	A	UMass Lowell	56 53	309	H	UMBC	64 44									
266	H	Vermont	65 40	323	H	UMass Lowell	63 56									
253	A	Binghamton	71 62	72	A	Maine	65 76									
320	H	New Hampshire	59 41	266	A	Vermont	39 52									
105	A	Hartford	35 82	253	H	Binghamton	61 56									
160	A	Stony Brook	54 49	260	A	Columbia	62 58									

Non-Div I Games:

Albany (NY)

■ Loss,
 ■ Non-Conf, S Site,
 ■ Home
 ■ Away
 N Neutral

Average RPI Win: 261	WON-LOST	WINNING	LAST 10	STRENGTH OF	OPP. STRENGTH	TEAM	ADJ.	CONF.	ADJ CONF.
Average RPI Loss: 239	RECORD	PCT. RANK	GAMES	SCHEDULE	OF SCHEDULE	RPI	RPI	RPI	RPI
DIV. I ONLY	2- 18	338	0- 1	344	337	350	350	29	29
DIV. I NON-CONF.	0- 9	336	0- 1	290	329	349	349	27	27
TOTALS	RPI 1-25	RPI 26-50	W-L RECORDS	RPI 51-100	RPI 101-150	RPI 150+			
2- 18	0- 0	0- 1	OVERALL	0- 0	0- 1	2- 16			
2- 7	0- 0	0- 0	HOME	0- 0	0- 0	2- 7			
0- 10	0- 0	0- 1	AWAY	0- 0	0- 1	0- 8			
0- 1	0- 0	0- 0	NEUTRAL	0- 0	0- 0	0- 1			
0- 9	0- 0	0- 1	NON-CONFERENCE	0- 0	0- 1	0- 7			
0- 2	0- 0	0- 0	HOME	0- 0	0- 0	0- 2			
0- 6	0- 0	0- 1	AWAY	0- 0	0- 1	0- 4			
0- 1	0- 0	0- 0	NEUTRAL	0- 0	0- 0	0- 1			
2- 9	0- 0	0- 0	CONFERENCE	0- 0	0- 0	2- 9			
2- 5	0- 0	0- 0	HOME	0- 0	0- 0	2- 5			
0- 4	0- 0	0- 0	AWAY	0- 0	0- 0	0- 4			
0- 0	0- 0	0- 0	NEUTRAL	0- 0	0- 0	0- 0			

RPI 1-25			RPI 26-50			RPI 51-100			RPI 101+ Team's RPI: 350		
RPI	S	Opponent	Score	RPI	S	Opponent	Score	RPI	S	Opponent	Score
				37	A	TCU	31 88	125	A	UAB	53 80
								168	N	New Mexico St.	64 82
								185	H	Southern U.	54 75
								192	A	Southern Miss.	47 66
								200	H	Prairie View	61 82
								212	H	Texas Southern	53 52
								219	A	Grambling	56 61
								219	H	Grambling	63 79
								250	A	Alabama St.	63 76
								264	A	UTEP	51 77
								281	H	Central Ark.	46 57
								286	A	Jackson St.	66 88
								286	H	Jackson St.	61 82
								287	H	Southeastern La.	59 77
								304	A	Alabama A&M	69 87
								310	H	Mississippi Val.	73 63
								325	A	FIU	40 75
								330	A	Northwestern St.	65 78
								347	H	Ark.-Pine Bluff	57 59
LAST 12 Division I GAMES:											
168	N	New Mexico St.	64 82	347	H	Ark.-Pine Bluff	57 59				
219	H	Grambling	63 79	310	H	Mississippi Val.	73 63				
286	H	Jackson St.	61 82	219	A	Grambling	56 61				
185	H	Southern U.	54 75	286	A	Jackson St.	66 88				
304	A	Alabama A&M	69 87	200	H	Prairie View	61 82				
250	A	Alabama St.	63 76	212	H	Texas Southern	53 52				

Non-Div I Games: Lane 58 70 Fisk 67 64 Rust 59 78

Alcorn

Loss, Non-Conf, S Site, H Home A Away N Neutral

Average RPI Win:	242	WON-LOST	WINNING	LAST 10	STRENGTH OF	OPP. STRENGTH	TEAM	ADJ.	CONF.	ADJ CONF.
Average RPI Loss:	86	RECORD	PCT. RANK	GAMES	SCHEDULE	OF SCHEDULE	RPI	RPI	RPI	RPI
DIV. I ONLY	15- 8	90	1- 0	157	187	97	97	18	18	
DIV. I NON-CONF.	4- 7	228	0- 0	77	93	175	175	22	22	
TOTALS	RPI 1-25	RPI 26-50	W-L RECORDS	RPI 51-100	RPI 101-150	RPI 150+				
15- 8	0- 1	0- 2	OVERALL	0- 2	2- 2	13- 1				
8- 1	0- 0	0- 1	HOME	0- 0	1- 0	7- 0				
7- 5	0- 0	0- 1	AWAY	0- 1	1- 2	6- 1				
0- 2	0- 1	0- 0	NEUTRAL	0- 1	0- 0	0- 0				
4- 7	0- 1	0- 1	NON-CONFERENCE	0- 2	1- 2	3- 1				
3- 1	0- 0	0- 1	HOME	0- 0	1- 0	2- 0				
1- 4	0- 0	0- 0	AWAY	0- 1	0- 2	1- 1				
0- 2	0- 1	0- 0	NEUTRAL	0- 1	0- 0	0- 0				
11- 1	0- 0	0- 1	CONFERENCE	0- 0	1- 0	10- 0				
5- 0	0- 0	0- 0	HOME	0- 0	0- 0	5- 0				
6- 1	0- 0	0- 1	AWAY	0- 0	1- 0	5- 0				
0- 0	0- 0	0- 0	NEUTRAL	0- 0	0- 0	0- 0				

RPI 1-25				RPI 26-50				RPI 51-100 Team's RPI: 97				RPI 101+			
RPI	S	Opponent	Score	RPI	S	Opponent	Score	RPI	S	Opponent	Score	RPI	S	Opponent	Score
5	N	Stanford	49 71	33	H	Ohio	67 77	73	N	FGCU	71 90	128	A	High Point	61 66
				42	A	Bucknell	56 71	94	A	Virginia	54 57	134	A	Penn St.	59 80
												136	A	Boston U.	64 51
												147	H	Tulsa	68 52
												151	A	Lehigh	61 53
												175	A	Denver	54 83
												205	H	Holy Cross	70 58
												207	A	Navy	58 45
												214	H	George Mason	86 71
												241	A	Hawaii	69 57
												254	A	Colgate	71 66
												254	H	Colgate	76 57
												291	A	Army West Point	75 62
												291	H	Army West Point	61 51
												303	A	Loyola Maryland	67 56
												303	H	Loyola Maryland	82 38
												309	H	UMBC	64 42
												321	H	Lafayette	60 45
LAST 12 Division I GAMES:															
303	A	Loyola Maryland	67 56	151	A	Lehigh	61 53								
291	A	Army West Point	75 62	303	H	Loyola Maryland	82 38								
254	A	Colgate	71 66	291	H	Army West Point	61 51								
205	H	Holy Cross	70 58	207	A	Navy	58 45								
321	H	Lafayette	60 45	254	H	Colgate	76 57								
136	A	Boston U.	64 51	42	A	Bucknell	56 71								

Non-Div I Games:

American

■ Loss,
■ Non-Conf,
■ S Site,
■ H Home
■ A Away
N Neutral

Appalachian St.

Through Games Of Feb. 13, 2019

Average RPI Win:	216	WON-LOST	WINNING	LAST 10	STRENGTH OF	OPP. STRENGTH	TEAM	ADJ.	CONF.	ADJ CONF.
Average RPI Loss:	106	RECORD	PCT. RANK	GAMES	SCHEDULE	OF SCHEDULE	RPI	RPI	RPI	RPI
DIV. I ONLY	12- 10	146	0- 1	124	164	143	143	12	12	
DIV. I NON-CONF.	6- 5	143	0- 0	171	198	136	136	14	14	
TOTALS	RPI 1-25	RPI 26-50	W-L RECORDS	RPI 51-100	RPI 101-150	RPI 150+				
12- 10	0- 1	0- 1	OVERALL	0- 5	1- 1	11- 2				
9- 3	0- 0	0- 0	HOME	0- 3	1- 0	8- 0				
3- 7	0- 1	0- 1	AWAY	0- 2	0- 1	3- 2				
0- 0	0- 0	0- 0	NEUTRAL	0- 0	0- 0	0- 0				
6- 5	0- 1	0- 1	NON-CONFERENCE	0- 1	0- 1	6- 1				
5- 0	0- 0	0- 0	HOME	0- 0	0- 0	5- 0				
1- 5	0- 1	0- 1	AWAY	0- 1	0- 1	1- 1				
0- 0	0- 0	0- 0	NEUTRAL	0- 0	0- 0	0- 0				
6- 5	0- 0	0- 0	CONFERENCE	0- 4	1- 0	5- 1				
4- 3	0- 0	0- 0	HOME	0- 3	1- 0	3- 0				
2- 2	0- 0	0- 0	AWAY	0- 1	0- 0	2- 1				
0- 0	0- 0	0- 0	NEUTRAL	0- 0	0- 0	0- 0				

RPI 1-25				RPI 26-50				RPI 51-100				RPI 101+ Team's RPI: 143			
RPI	S	Opponent	Score	RPI	S	Opponent	Score	RPI	S	Opponent	Score	RPI	S	Opponent	Score
14	A	South Carolina	50 80	44	A	Georgia Tech	53 71	58	A	Clemson	48 87	110	H	South Alabama	71 63
								62	H	Little Rock	59 74	125	A	UAB	61 80
								80	H	Troy	72 83	153	A	Davidson	81 78
								89	A	UT Arlington	94 99	173	H	Arkansas St.	75 67
								89	H	UT Arlington	65 72	182	A	Texas St.	62 49
												182	H	Texas St.	77 56
												187	H	Coastal Caro.	67 53
												191	H	Elon	65 62
												225	H	Marshall	74 52
												244	A	ETSU	64 95
												251	A	Louisiana	55 73
												284	H	Wofford	94 70
												292	H	Col. of Charleston	80 66
												298	A	La.-Monroe	80 58
												313	H	UNC Greensboro	68 65
LAST 12 Division I GAMES:															
				89	H	UT Arlington	65 72	187	H	Coastal Caro.	67 53				
				182	H	Texas St.	77 56	182	A	Texas St.	62 49				
				298	A	La.-Monroe	80 58	89	A	UT Arlington	94 99				
				251	A	Louisiana	55 73	80	H	Troy	72 83				
				62	H	Little Rock	59 74	110	H	South Alabama	71 63				
				173	H	Arkansas St.	75 67	58	A	Clemson	48 87				

Non-Div I Games:

Appalachian St.

■ Loss,
 ■ Non-Conf, S Site,
 ■ Home
 ■ Away
 N Neutral

Arizona

Through Games Of Feb. 13, 2019

Average RPI Win:	183	WON-LOST	WINNING	LAST 10	STRENGTH OF	OPP. STRENGTH	TEAM	ADJ.	CONF.	ADJ CONF.
Average RPI Loss:	46	RECORD	PCT. RANK	GAMES	SCHEDULE	OF SCHEDULE	RPI	RPI	RPI	RPI
DIV. I ONLY	15- 8	90	0- 1	108	47	79	79	2	2	
DIV. I NON-CONF.	10- 1	17	0- 0	323	240	121	121	2	2	
TOTALS	RPI 1-25	RPI 26-50	W-L RECORDS	RPI 51-100	RPI 101-150	RPI 150+				
15- 8	1- 3	2- 3	OVERALL	0- 1	3- 1	9- 0				
9- 3	1- 1	2- 1	HOME	0- 1	1- 0	5- 0				
4- 5	0- 2	0- 2	AWAY	0- 0	2- 1	2- 0				
2- 0	0- 0	0- 0	NEUTRAL	0- 0	0- 0	2- 0				
10- 1	0- 0	0- 0	NON-CONFERENCE	0- 1	1- 0	9- 0				
6- 1	0- 0	0- 0	HOME	0- 1	1- 0	5- 0				
2- 0	0- 0	0- 0	AWAY	0- 0	0- 0	2- 0				
2- 0	0- 0	0- 0	NEUTRAL	0- 0	0- 0	2- 0				
5- 7	1- 3	2- 3	CONFERENCE	0- 0	2- 1	0- 0				
3- 2	1- 1	2- 1	HOME	0- 0	0- 0	0- 0				
2- 5	0- 2	0- 2	AWAY	0- 0	2- 1	0- 0				
0- 0	0- 0	0- 0	NEUTRAL	0- 0	0- 0	0- 0				

RPI S	Opponent	Score	RPI S	Opponent	Score	RPI S	Opponent	Score	RPI S	Opponent	Score
4	A Oregon	60 93	29	A Oregon St.	64 86	99	H Loyola Marymount	64 66	102	H Idaho St.	71 46
5	H Stanford	48 78	36	H California	60 55				122	A Washington St.	88 90
18	A Arizona St.	47 60	39	H UCLA	93 98				140	A Colorado	69 67
18	H Arizona St.	51 39	49	A Utah	64 80				144	A Washington	69 59
			50	H Southern California	71 68				161	N Portland	92 70
									167	H Montana	100 51
									201	A San Diego St.	69 60
									235	H Northern Ariz.	71 47
									261	A Long Beach St.	70 43
									264	H UTEP	62 40
									305	H South Carolina St.	73 32
									315	H Incarnate Word	84 42
									342	N Seattle U	84 54
LAST 12 Division I GAMES:											
122	A Washington St.	88 90	29	A Oregon St.	64 86						
144	A Washington	69 59	5	H Stanford	48 78						
18	A Arizona St.	47 60	36	H California	60 55						
39	H UCLA	93 98	49	A Utah	64 80						
50	H Southern California	71 68	140	A Colorado	69 67						
4	A Oregon	60 93	18	H Arizona St.	51 39						

Non-Div I Games:

Arizona

Loss, Non-Conf, S Site, H Home A Away N Neutral

NATIONAL DET.				THROUGH GAMES OF FEB. 15, 1915						
Average RPI Win:	124	WON-LOST	WINNING	LAST 10	STRENGTH OF	OPP. STRENGTH	TEAM	ADJ.	CONF.	ADJ CONF.
Average RPI Loss:	22	RECORD	PCT. RANK	GAMES	SCHEDULE	OF SCHEDULE	RPI	RPI	RPI	RPI
DIV. I ONLY	16- 6	61	1- 0	13	12	18	18	2	2	
DIV. I NON-CONF.	9- 2	43	1- 0	56	15	24	24	2	2	

TOTALS	RPI 1-25	RPI 26-50		W-L RECORDS		RPI 51-100	RPI 101-150	RPI 150+		
16- 6	0- 4	4- 1		OVERALL		3- 1	4- 0	5- 0		
8- 3	0- 2	2- 1		HOME		1- 0	2- 0	3- 0		
6- 2	0- 1	2- 0		AWAY		1- 1	2- 0	1- 0		
2- 1	0- 1	0- 0		NEUTRAL		1- 0	0- 0	1- 0		
9- 2	0- 2	0- 0		NON-CONFERENCE		2- 0	2- 0	5- 0		
5- 1	0- 1	0- 0		HOME		0- 0	2- 0	3- 0		
2- 0	0- 0	0- 0		AWAY		1- 0	0- 0	1- 0		
2- 1	0- 1	0- 0		NEUTRAL		1- 0	0- 0	1- 0		
7- 4	0- 2	4- 1		CONFERENCE		1- 1	2- 0	0- 0		
3- 2	0- 1	2- 1		HOME		1- 0	0- 0	0- 0		
4- 2	0- 1	2- 0		AWAY		0- 1	2- 0	0- 0		
0- 0	0- 0	0- 0		NEUTRAL		0- 0	0- 0	0- 0		

[illegible]

Non-Div I Games:

Arizona St.

Loss, Non-Conf, S Site, H Home A Away N Neutral

Team Wins Since				Through Games Of Feb. 19, 1919						
Average RPI Win:	350	WON-LOST	WINNING	LAST 10	STRENGTH OF	OPP. STRENGTH	TEAM	ADJ.	CONF.	ADJ CONF.
Average RPI Loss:	224	RECORD	PCT. RANK	GAMES	SCHEDULE	OF SCHEDULE	RPI	RPI	RPI	RPI
DIV. I ONLY	1- 13	347	0- 1	319	343	347	347	29	29	
DIV. I NON-CONF.	0- 3	336	0- 0	19	210	258	258	27	27	
TOTALS	RPI 1-25	RPI 26-50	W-L RECORDS	RPI 51-100	RPI 101-150	RPI 150+				
1- 13	0- 0	0- 1	OVERALL	0- 0	0- 1	1- 11				
0- 5	0- 0	0- 0	HOME	0- 0	0- 0	0- 5				
1- 8	0- 0	0- 1	AWAY	0- 0	0- 1	1- 6				
0- 0	0- 0	0- 0	NEUTRAL	0- 0	0- 0	0- 0				
0- 3	0- 0	0- 1	NON-CONFERENCE	0- 0	0- 1	0- 1				
0- 0	0- 0	0- 0	HOME	0- 0	0- 0	0- 0				
0- 3	0- 0	0- 1	AWAY	0- 0	0- 1	0- 1				
0- 0	0- 0	0- 0	NEUTRAL	0- 0	0- 0	0- 0				
1- 10	0- 0	0- 0	CONFERENCE	0- 0	0- 0	1- 10				
0- 5	0- 0	0- 0	HOME	0- 0	0- 0	0- 5				
1- 5	0- 0	0- 0	AWAY	0- 0	0- 0	1- 5				
0- 0	0- 0	0- 0	NEUTRAL	0- 0	0- 0	0- 0				

RPI 1-25				RPI 26-50				RPI 51-100				RPI 101+				Team's RPI: 347	
RPI	S	Opponent	Score	RPI	S	Opponent	Score	RPI	S	Opponent	Score	RPI	S	Opponent	Score		
				29	A	Oregon St.	33 89					112	A	Minnesota	42 84		
												185	A	Southern U.	41 73		
												200	H	Prairie View	41 80		
												212	H	Texas Southern	58 59		
												219	A	Grambling	57 77		
												248	A	Wichita St.	39 76		
												250	A	Alabama St.	52 73		
												250	H	Alabama St.	56 58		
												286	A	Jackson St.	41 60		
												304	A	Alabama A&M	54 60		
												304	H	Alabama A&M	52 78		
												310	H	Mississippi Val.	56 62		
												350	A	Alcorn	59 57		
LAST 12 Division I GAMES:																	
				304	A	Alabama A&M	54 60	350	A	Alcorn	59 57						
				250	A	Alabama St.	52 73	185	A	Southern U.	41 73						
				286	A	Jackson St.	41 60	304	H	Alabama A&M	52 78						
				219	A	Grambling	57 77	250	H	Alabama St.	56 58						
				200	H	Prairie View	41 80	310	H	Mississippi Val.	56 62						
				212	H	Texas Southern	58 59	112	A	Minnesota	42 84						

[illegible]

Loss, Non-Conf, S Site, H Home A Away N Neutral

Arkansas

Through Games Of Feb. 13, 2019

Average RPI Win:	179	WON-LOST	WINNING	LAST 10	STRENGTH OF	OPP. STRENGTH	TEAM	ADJ.	CONF.	ADJ CONF.
Average RPI Loss:	47	RECORD	PCT. RANK	GAMES	SCHEDULE	OF SCHEDULE	RPI	RPI	RPI	RPI
DIV. I ONLY	16- 9	97	0- 1	85	58	85	85	5	5	
DIV. I NON-CONF.	11- 3	56	0- 0	142	118	59	59	4	4	
TOTALS	RPI 1-25	RPI 26-50	W-L RECORDS	RPI 51-100	RPI 101-150	RPI 150+				
16- 9	0- 4	0- 2	OVERALL	3- 1	3- 2	10- 0				
8- 5	0- 3	0- 1	HOME	1- 0	2- 1	5- 0				
6- 3	0- 1	0- 1	AWAY	2- 1	1- 0	3- 0				
2- 1	0- 0	0- 0	NEUTRAL	0- 0	0- 1	2- 0				
11- 3	0- 2	0- 0	NON-CONFERENCE	2- 0	2- 1	7- 0				
6- 1	0- 1	0- 0	HOME	1- 0	1- 0	4- 0				
3- 1	0- 1	0- 0	AWAY	1- 0	1- 0	1- 0				
2- 1	0- 0	0- 0	NEUTRAL	0- 0	0- 1	2- 0				
5- 6	0- 2	0- 2	CONFERENCE	1- 1	1- 1	3- 0				
2- 4	0- 2	0- 1	HOME	0- 0	1- 1	1- 0				
3- 2	0- 0	0- 1	AWAY	1- 1	0- 0	2- 0				
0- 0	0- 0	0- 0	NEUTRAL	0- 0	0- 0	0- 0				

RPI 1-25				RPI 26-50				RPI 51-100 Team's RPI: 85				RPI 101+			
RPI	S	Opponent	Score	RPI	S	Opponent	Score	RPI	S	Opponent	Score	RPI	S	Opponent	Score
7	H	Mississippi St.	69 93	32	A	Missouri	53 71	56	A	LSU	34 71	106	H	Georgia	72 80
11	A	Iowa St.	82 91	48	H	Auburn	72 75	61	A	Tennessee	80 79	130	N	Pittsburgh	54 61
14	H	South Carolina	79 87					89	A	UT Arlington	66 65	132	H	Tennessee Tech	65 42
18	H	Arizona St.	85 88					98	H	Nebraska	84 80	133	H	Alabama	72 61
												147	A	Tulsa	61 59
												159	A	Abilene Christian	80 68
												174	H	Oral Roberts	74 61
												176	H	Vanderbilt	83 62
												189	N	Wisconsin	69 68
												195	A	Ole Miss	85 55
												200	H	Prairie View	71 44
												211	A	Florida	83 73
												286	H	Jackson St.	76 57
												289	N	Tennessee St.	79 55
												330	H	Northwestern St.	98 53
LAST 12 Division I GAMES:															
48	H	Auburn	72 75	61	A	Tennessee	80 79								
56	A	LSU	34 71	176	H	Vanderbilt	83 62								
14	H	South Carolina	79 87	32	A	Missouri	53 71								
106	H	Georgia	72 80	195	A	Ole Miss	85 55								
211	A	Florida	83 73	7	H	Mississippi St.	69 93								
133	H	Alabama	72 61	286	H	Jackson St.	76 57								

Non-Div I Games:

Arkansas

■ Loss,
 ■ Non-Conf, S Site,
 ■ Home
 ■ Away
 N Neutral

Average RPI Win: 223	WON-LOST	WINNING	LAST 10	STRENGTH OF	OPP. STRENGTH	TEAM	ADJ.	CONF.	ADJ CONF.
Average RPI Loss: 103	RECORD	PCT. RANK	GAMES	SCHEDULE	OF SCHEDULE	RPI	RPI	RPI	RPI
DIV. I ONLY	9- 13	228	0- 1	79	158	173	173	12	12
DIV. I NON-CONF.	5- 6	177	0- 0	148	129	177	177	14	14
TOTALS	RPI 1-25	RPI 26-50	W-L RECORDS	RPI 51-100	RPI 101-150	RPI 150+			
9- 13	0- 1	0- 1	OVERALL	0- 5	3- 3	6- 3			
7- 4	0- 0	0- 0	HOME	0- 2	2- 0	5- 2			
2- 9	0- 1	0- 1	AWAY	0- 3	1- 3	1- 1			
0- 0	0- 0	0- 0	NEUTRAL	0- 0	0- 0	0- 0			
5- 6	0- 1	0- 1	NON-CONFERENCE	0- 1	1- 2	4- 1			
4- 1	0- 0	0- 0	HOME	0- 0	1- 0	3- 1			
1- 5	0- 1	0- 1	AWAY	0- 1	0- 2	1- 0			
0- 0	0- 0	0- 0	NEUTRAL	0- 0	0- 0	0- 0			
4- 7	0- 0	0- 0	CONFERENCE	0- 4	2- 1	2- 2			
3- 3	0- 0	0- 0	HOME	0- 2	1- 0	2- 1			
1- 4	0- 0	0- 0	AWAY	0- 2	1- 1	0- 1			
0- 0	0- 0	0- 0	NEUTRAL	0- 0	0- 0	0- 0			

RPI 1-25				RPI 26-50				RPI 51-100				RPI 101+ Team's RPI: 173			
RPI	S	Opponent	Score	RPI	S	Opponent	Score	RPI	S	Opponent	Score	RPI	S	Opponent	Score
21	A	Texas A&M	56 97	32	A	Missouri	50 70	62	A	Little Rock	55 68	110	A	South Alabama	77 64
								68	A	Belmont	55 74	110	H	South Alabama	69 58
								80	A	Troy	79 87	113	A	Oklahoma St.	60 62
								80	H	Troy	89 100	135	A	UT Martin	91 97
								89	H	UT Arlington	73 100	143	A	Appalachian St.	67 75
												147	H	Tulsa	73 60
												152	H	Louisiana Tech	70 80
												182	H	Texas St.	62 85
												187	A	Coastal Caro.	72 88
												232	H	Memphis	77 66
												251	H	Louisiana	87 75
												264	A	UTEP	67 66
												282	H	Murray St.	74 63
												298	H	La.-Monroe	64 54
												310	H	Mississippi Val.	60 57
LAST 12 Division I GAMES:															
80	H	Troy		89	100	89	H	UT Arlington	73 100						
110	H	South Alabama	69 58			80	A	Troy	79 87						
62	A	Little Rock	55 68			110	A	South Alabama	77 64						
187	A	Coastal Caro.	72 88			298	H	La.-Monroe	64 54						
143	A	Appalachian St.	67 75			251	H	Louisiana	87 75						
182	H	Texas St.	62 85			32	A	Missouri	50 70						

Non-Div I Games:

Arkansas St.

■ Loss,
 ■ Non-Conf,
 ■ S Site,
 ■ H Home
 ■ A Away
 N Neutral

Army West Point

Through Games Of Feb. 13, 2019

Average RPI Win:	302	WON-LOST	WINNING	LAST 10	STRENGTH OF	OPP. STRENGTH	TEAM	ADJ.	CONF.	ADJ CONF.
Average RPI Loss:	163	RECORD	PCT. RANK	GAMES	SCHEDULE	OF SCHEDULE	RPI	RPI	RPI	RPI
DIV. I ONLY	8- 14	248	1- 0	297	266	291	291	18	18	
DIV. I NON-CONF.	4- 6	212	0- 0	312	322	292	292	22	22	
TOTALS	RPI 1-25	RPI 26-50	W-L RECORDS	RPI 51-100	RPI 101-150	RPI 150+				
8- 14	0- 0	0- 2	OVERALL	0- 3	0- 2	8- 7				
5- 7	0- 0	0- 1	HOME	0- 2	0- 1	5- 3				
3- 7	0- 0	0- 1	AWAY	0- 1	0- 1	3- 4				
0- 0	0- 0	0- 0	NEUTRAL	0- 0	0- 0	0- 0				
4- 6	0- 0	0- 1	NON-CONFERENCE	0- 1	0- 1	4- 3				
2- 3	0- 0	0- 0	HOME	0- 1	0- 1	2- 1				
2- 3	0- 0	0- 1	AWAY	0- 0	0- 0	2- 2				
0- 0	0- 0	0- 0	NEUTRAL	0- 0	0- 0	0- 0				
4- 8	0- 0	0- 1	CONFERENCE	0- 2	0- 1	4- 4				
3- 4	0- 0	0- 1	HOME	0- 1	0- 0	3- 2				
1- 4	0- 0	0- 0	AWAY	0- 1	0- 1	1- 2				
0- 0	0- 0	0- 0	NEUTRAL	0- 0	0- 0	0- 0				

RPI S	Opponent	Score	RPI S	Opponent	Score	RPI S	Opponent	Score	RPI S	Opponent	Score	Team's RPI: 291
37	A TCU	38 63	42	H Bucknell	52 66	75	H Yale	51 62	109	H St. John's (NY)	49 60	
						97	A American	51 61	136	A Boston U.	51 63	
						97	H American	62 75	151	H Lehigh	50 73	
									205	A Holy Cross	39 58	
									207	H Navy	55 52	
									253	A Binghamton	47 60	
									254	H Colgate	58 70	
									259	H St. Francis Brooklyn	69 57	
									260	A Columbia	49 70	
									263	H Air Force	60 71	
									303	A Loyola Maryland	51 70	
									303	H Loyola Maryland	69 57	
									308	A Wagner	61 46	
									321	A Lafayette	64 40	
									321	H Lafayette	65 50	
									344	H Fairleigh Dickinson	62 40	
									351	A LIU Brooklyn	57 42	
LAST 12 Division I GAMES:												
321	A Lafayette	64 40	207	H Navy	55 52							
97	H American	62 75	321	H Lafayette	65 50							
303	A Loyola Maryland	51 70	97	A American	51 61							
254	H Colgate	58 70	42	H Bucknell	52 66							
151	H Lehigh	50 73	303	H Loyola Maryland	69 57							
205	A Holy Cross	39 58	136	A Boston U.	51 63							

Non-Div I Games: Connecticut Col. 74 48

Army West Point

Loss, Non-Conf, S Site, H Home A Away N Neutral

Average RPI Win: 172		WON-LOST	WINNING	LAST 10	STRENGTH OF	OPP. STRENGTH	TEAM	ADJ.	CONF.	ADJ CONF.
Average RPI Loss: 26		RECORD	PCT. RANK	GAMES	SCHEDULE	OF SCHEDULE	RPI	RPI	RPI	RPI
DIV. I ONLY		17- 6	51	1- 0	97	41	48	48	5	5
DIV. I NON-CONF.		11- 1	13	1- 0	201	69	31	31	4	4
TOTALS		RPI 1-25	RPI 26-50	W-L RECORDS	RPI 51-100	RPI 101-150	RPI 150+			
17- 6	1- 4		0- 1	OVERALL	2- 1	2- 0	12- 0			
7- 4	0- 3		0- 0	HOME	0- 1	1- 0	6- 0			
8- 2	0- 1		0- 1	AWAY	2- 0	1- 0	5- 0			
2- 0	1- 0		0- 0	NEUTRAL	0- 0	0- 0	1- 0			
11- 1	1- 1		0- 0	NON-CONFERENCE	1- 0	0- 0	9- 0			
6- 0	0- 0		0- 0	HOME	0- 0	0- 0	6- 0			
3- 1	0- 1		0- 0	AWAY	1- 0	0- 0	2- 0			
2- 0	1- 0		0- 0	NEUTRAL	0- 0	0- 0	1- 0			
6- 5	0- 3		0- 1	CONFERENCE	1- 1	2- 0	3- 0			
1- 4	0- 3		0- 0	HOME	0- 1	1- 0	0- 0			
5- 1	0- 0		0- 1	AWAY	1- 0	1- 0	3- 0			
0- 0	0- 0		0- 0	NEUTRAL	0- 0	0- 0	0- 0			

RPI 1-25				RPI 26-50				Team's RPI: 48	RPI 51-100				RPI 101+			
RPI	S	Opponent	Score	RPI	S	Opponent	Score		RPI	S	Opponent	Score	RPI	S	Opponent	Score
7	H	Mississippi St.	59 85	32	A	Missouri	65 74		52	A	New Mexico	79 76	106	H	Georgia	59 58
11	A	Iowa St.	64 67						61	H	Tennessee	69 78	133	A	Alabama	66 56
21	H	Texas A&M	67 69						85	A	Arkansas	75 72	158	H	Oklahoma	95 79
24	N	North Carolina	86 81										176	A	Vanderbilt	72 70
25	H	Kentucky	68 78										179	H	Nicholls St.	80 59
													187	N	Coastal Caro.	84 78
													191	A	Elon	96 44
													195	A	Ole Miss	64 51
													211	A	Florida	64 56
													219	H	Grambling	97 48
													240	A	Saint Joseph's	81 70
													250	H	Alabama St.	83 50
													251	H	Louisiana	71 59
													270	H	Samford	73 46
LAST 12 Division I GAMES:																
52	A	New Mexico	79 76	32	A	Missouri	65 74		21	H	Texas A&M	67 69				
11	A	Iowa St.	64 67						176	A	Vanderbilt	72 70				
85	A	Arkansas	75 72						7	H	Mississippi St.	59 85				
25	H	Kentucky	68 78						133	A	Alabama	66 56				
106	H	Georgia	59 58						211	A	Florida	64 56				
195	A	Ole Miss	64 51													

Non-Div I Games: Xavier (LA) 77 58

Auburn

■ Loss,
 ■ Non-Conf, S Site,
 ■ Home
 ■ Away
 N Neutral

Average RPI Win:	256	WON-LOST	WINNING	LAST 10	STRENGTH OF	OPP. STRENGTH	TEAM	ADJ.	CONF.	ADJ CONF.
Average RPI Loss:	206	RECORD	PCT. RANK	GAMES	SCHEDULE	OF SCHEDULE	RPI	RPI	RPI	RPI
DIV. I ONLY	9- 12	216	0- 0	331	276	288	288	22	22	
DIV. I NON-CONF.	3- 6	241	0- 0	347	284	342	342	21	21	
TOTALS	RPI 1-25	RPI 26-50	W-L RECORDS	RPI 51-100	RPI 101-150	RPI 150+				
9- 12	0- 0	0- 0	OVERALL	0- 2	2- 1	7- 9				
7- 3	0- 0	0- 0	HOME	0- 1	1- 0	6- 2				
2- 9	0- 0	0- 0	AWAY	0- 1	1- 1	1- 7				
0- 0	0- 0	0- 0	NEUTRAL	0- 0	0- 0	0- 0				
3- 6	0- 0	0- 0	NON-CONFERENCE	0- 1	0- 0	3- 5				
3- 1	0- 0	0- 0	HOME	0- 0	0- 0	3- 1				
0- 5	0- 0	0- 0	AWAY	0- 1	0- 0	0- 4				
0- 0	0- 0	0- 0	NEUTRAL	0- 0	0- 0	0- 0				
6- 6	0- 0	0- 0	CONFERENCE	0- 1	2- 1	4- 4				
4- 2	0- 0	0- 0	HOME	0- 1	1- 0	3- 1				
2- 4	0- 0	0- 0	AWAY	0- 0	1- 1	1- 3				
0- 0	0- 0	0- 0	NEUTRAL	0- 0	0- 0	0- 0				

RPI 1-25			RPI 26-50			RPI 51-100			RPI 101+			Team's RPI: 288
RPI	S	Opponent	Score	RPI	S	Opponent	Score	RPI	S	Opponent	Score	
						68	H Belmont	62	80	120	H Morehead St.	81 80
						82	A Cincinnati	48	69	132	A Tennessee Tech	72 65
										135	A UT Martin	65 74
										176	A Vanderbilt	70 99
										190	A Illinois St.	49 61
										203	A Jacksonville St.	56 67
										220	A Western Ill.	72 77
										222	A Southeast Mo. St.	54 64
										256	A SIUE	68 69
										256	H SIUE	77 65
										272	A Eastern Ill.	73 60
										272	H Eastern Ill.	57 67
										278	H Northern Ky.	52 48
										289	H Tennessee St.	74 47
										304	H Alabama A&M	75 58
										310	H Mississippi Val.	89 95
										324	H Lipscomb	70 58
										327	H Eastern Ky.	100 65
										335	A Evansville	52 56
LAST 12 Division I GAMES:												
						272	H Eastern Ill.	57	67	272	A Eastern Ill.	73 60
						256	H SIUE	77	65	256	A SIUE	68 69
						203	A Jacksonville St.	56	67	135	A UT Martin	65 74
						132	A Tennessee Tech	72	65	222	A Southeast Mo. St.	54 64
						68	H Belmont	62	80	120	H Morehead St.	81 80
						289	H Tennessee St.	74	47	327	H Eastern Ky.	100 65

Non-Div I Games: Christian Bros. 100 62 Trevecca Nazarene 90 78

Austin Peay

■ Loss,
 ■ Non-Conf, S Site,
 ■ Home
 ■ Away
 N Neutral

BYU				STRENGTH OF SCHEDULE	OPP. STRENGTH OF SCHEDULE	TEAM RPI	ADJ. RPI	CONF. RPI	ADJ CONF. RPI
Average RPI Win:	156	WON-LOST RECORD	WINNING PCT. RANK						
Average RPI Loss:	104		LAST 10 GAMES						
DIV. I ONLY	18- 6	43	1- 0	70	103	38	38	8	8
DIV. I NON-CONF.	8- 3	72	0- 0	154	169	73	73	7	7

TOTALS	RPI 1-25	RPI 26-50	W-L RECORDS	RPI 51-100	RPI 101-150	RPI 150+			
18- 6	1- 0	2- 3	OVERALL	4- 1	1- 1	10- 1			
9- 2	1- 0	0- 2	HOME	3- 0	1- 0	4- 0			
7- 4	0- 0	1- 1	AWAY	1- 1	0- 1	5- 1			
2- 0	0- 0	1- 0	NEUTRAL	0- 0	0- 0	1- 0			
8- 3	0- 0	1- 2	NON-CONFERENCE	1- 0	0- 0	6- 1			
4- 1	0- 0	0- 1	HOME	1- 0	0- 0	3- 0			
2- 2	0- 0	0- 1	AWAY	0- 0	0- 0	2- 1			
2- 0	0- 0	1- 0	NEUTRAL	0- 0	0- 0	1- 0			
10- 3	1- 0	1- 1	CONFERENCE	3- 1	1- 1	4- 0			
5- 1	1- 0	0- 1	HOME	2- 0	1- 0	1- 0			
5- 2	0- 0	1- 0	AWAY	1- 1	0- 1	3- 0			
0- 0	0- 0	0- 0	NEUTRAL	0- 0	0- 0	0- 0			

RPI 1-25				RPI 26-50				RPI 51-100				RPI 101+			
RPI	S	Opponent	Score	RPI	S	Opponent	Score	RPI	S	Opponent	Score	RPI	S	Opponent	Score
13	H	Gonzaga	70 68	36	H	California	52 70	84	A	Pacific	77 74	124	A	Pepperdine	65 79
				37	N	TCU	61 58	84	H	Pacific	75 49	124	H	Pepperdine	83 58
				45	A	Saint Mary's (CA)	74 73	99	A	Loyola Marymount	58 61	161	H	Portland	79 71
				45	H	Saint Mary's (CA)	75 78	99	H	Loyola Marymount	55 44	166	H	UC Riverside	72 70
				49	A	Utah	67 78	100	H	Northern Colo.	70 50	183	A	Santa Clara	54 44
												196	H	Eastern Wash.	80 65
												213	A	Utah St.	62 57
												242	A	San Francisco	67 59
												255	A	San Diego	65 56
												257	H	Colorado St.	51 42
												262	N	California Baptist	76 69
												268	A	Southern Utah	64 67
												283	A	Utah Valley	77 51
LAST 12 Division I GAMES:															
				84	H	Pacific	75 49	13	H	Gonzaga	70 68				
				45	H	Saint Mary's (CA)	75 78	45	A	Saint Mary's (CA)	74 73				
				124	A	Pepperdine	65 79	84	A	Pacific	77 74				
				99	A	Loyola Marymount	58 61	99	H	Loyola Marymount	55 44				
				255	A	San Diego	65 56	124	H	Pepperdine	83 58				
				161	H	Portland	79 71	242	A	San Francisco	67 59				

Non-Div I Games:

BYU

■ Loss,
 ■ Non-Conf,
 ■ S Site,
 ■ H Home
 ■ A Away
 N Neutral

Average RPI Win:	177	WON-LOST	WINNING	LAST 10	STRENGTH OF	OPP. STRENGTH	TEAM	ADJ.	CONF.	ADJ CONF.
Average RPI Loss:	86	RECORD	PCT. RANK	GAMES	SCHEDULE	OF SCHEDULE	RPI	RPI	RPI	RPI
DIV. I ONLY	6- 16	289	0- 1	38	82	186	186	7	7	
DIV. I NON-CONF.	4- 7	228	0- 0	117	44	204	204	8	8	
TOTALS	RPI 1-25	RPI 26-50	W-L RECORDS	RPI 51-100	RPI 101-150	RPI 150+				
6- 16	0- 0	0- 5	OVERALL	2- 7	1- 2	3- 2				
5- 5	0- 0	0- 1	HOME	2- 2	0- 0	3- 2				
1- 8	0- 0	0- 4	AWAY	0- 3	1- 1	0- 0				
0- 3	0- 0	0- 0	NEUTRAL	0- 2	0- 1	0- 0				
4- 7	0- 0	0- 1	NON-CONFERENCE	1- 4	1- 1	2- 1				
3- 2	0- 0	0- 0	HOME	1- 1	0- 0	2- 1				
1- 2	0- 0	0- 1	AWAY	0- 1	1- 0	0- 0				
0- 3	0- 0	0- 0	NEUTRAL	0- 2	0- 1	0- 0				
2- 9	0- 0	0- 4	CONFERENCE	1- 3	0- 1	1- 1				
2- 3	0- 0	0- 1	HOME	1- 1	0- 0	1- 1				
0- 6	0- 0	0- 3	AWAY	0- 2	0- 1	0- 0				
0- 0	0- 0	0- 0	NEUTRAL	0- 0	0- 0	0- 0				

RPI 1-25				RPI 26-50				RPI 51-100				RPI 101+ Team's RPI: 186			
RPI	S	Opponent	Score	RPI	S	Opponent	Score	RPI	S	Opponent	Score	RPI	S	Opponent	Score
				27	A	Central Mich.	63 81	53	H	Purdue	38 80	121	N	Fordham	70 78
				31	A	Buffalo	65 77	57	A	Miami (OH)	57 60	127	A	Western Ky.	86 83
				33	A	Ohio	62 94	63	A	Missouri St.	54 74	142	A	Akron	61 91
				33	H	Ohio	75 90	64	N	Quinnipiac	66 69	176	H	Vanderbilt	43 60
				46	A	Butler	47 64	74	A	Toledo	58 65	210	H	Bowling Green	77 70
								77	N	Duke	62 79	271	H	Cleveland St.	67 62
								80	H	Kent St.	48 44	279	H	Western Mich.	62 65
								82	H	Cincinnati	75 63	289	H	Tennessee St.	90 51
								96	H	Northern Ill.	83 93				
LAST 12 Division I GAMES:															
				27	A	Central Mich.	63 81	279	H	Western Mich.	62 65				
				64	N	Quinnipiac	66 69	80	H	Kent St.	48 44				
				77	N	Duke	62 79	57	A	Miami (OH)	57 60				
				142	A	Akron	61 91	31	A	Buffalo	65 77				
				96	H	Northern Ill.	83 93	33	H	Ohio	75 90				
				33	A	Ohio	62 94	210	H	Bowling Green	77 70				

Non-Div I Games: Urbana 99 62

Ball St.

■ Loss,
 ■ Non-Conf,
 ■ S Site,
 ■ H Home
 ■ A Away
 N Neutral

Through Games of Feb. 19, 1919										
Average RPI Win:	94	WON-LOST	WINNING	LAST 10	STRENGTH OF	OPP. STRENGTH	TEAM	ADJ.	CONF.	ADJ CONF.
Average RPI Loss:	5	RECORD	PCT. RANK	GAMES	SCHEDULE	OF SCHEDULE	RPI	RPI	RPI	RPI
DIV. I ONLY	22- 1	2	1- 0	6	16	2	2	3	3	
DIV. I NON-CONF.	10- 1	17	0- 0	13	16	4	4	3	3	

TOTALS	RPI 1-25	RPI 26-50		W-L RECORDS		RPI 51-100	RPI 101-150	RPI 150+		
22- 1	4- 1	4- 0		OVERALL		4- 0	5- 0	5- 0		
11- 0	2- 0	1- 0		HOME		2- 0	2- 0	4- 0		
9- 1	2- 1	2- 0		AWAY		1- 0	3- 0	1- 0		
2- 0	0- 0	1- 0		NEUTRAL		1- 0	0- 0	0- 0		
10- 1	3- 1	1- 0		NON-CONFERENCE		1- 0	1- 0	4- 0		
6- 0	1- 0	0- 0		HOME		0- 0	1- 0	4- 0		
2- 1	2- 1	0- 0		AWAY		0- 0	0- 0	0- 0		
2- 0	0- 0	1- 0		NEUTRAL		1- 0	0- 0	0- 0		
12- 0	1- 0	3- 0		CONFERENCE		3- 0	4- 0	1- 0		
5- 0	1- 0	1- 0		HOME		2- 0	1- 0	0- 0		
7- 0	0- 0	2- 0		AWAY		1- 0	3- 0	1- 0		
0- 0	0- 0	0- 0		NEUTRAL		0- 0	0- 0	0- 0		

RPI	S	Opponent	Score	RPI	S	Opponent	Score	RPI	S	Opponent	Score	RPI	S	Opponent	Score
5	A	Stanford	63 68	26	A	Texas	74 68	59	A	Kansas St.	71 48	113	A	Oklahoma St.	66 58
6	H	UConn	68 57	28	N	South Dakota St.	72 66	59	H	Kansas St.	65 50	120	H	Morehead St.	96 58
11	H	Iowa St.	84 69	37	A	TCU	79 55	65	H	West Virginia	79 47	131	A	Kansas	94 68
14	A	South Carolina	94 69	37	H	TCU	89 71	92	N	Georgetown	67 46	148	A	Texas Tech	73 56
18	A	Arizona St.	65 59									148	H	Texas Tech	96 37
												158	A	Oklahoma	74 53
												179	H	Nicholls St.	100 39
												185	H	Southern U.	94 49
												217	H	Saint Francis (PA)	116 58
												223	H	UTRGV	98 37
LAST 12 Division I GAMES:															
59	A	Kansas St.	71 48	11	H	Iowa St.	84 69								
37	H	TCU	89 71	65	H	West Virginia	79 47								
26	A	Texas	74 68	131	A	Kansas	94 68								
148	H	Texas Tech	96 37	37	A	TCU	79 55								
113	A	Oklahoma St.	66 58	59	H	Kansas St.	65 50								
158	A	Oklahoma	74 53	148	A	Texas Tech	73 56								

Non-Div I Games:

Baylor

Belmont

Through Games Of Feb. 13, 2019

Average RPI Win:	210	WON-LOST	WINNING	LAST 10	STRENGTH OF	OPP. STRENGTH	TEAM	ADJ.	CONF.	ADJ CONF.
Average RPI Loss:	67	RECORD	PCT. RANK	GAMES	SCHEDULE	OF SCHEDULE	RPI	RPI	RPI	RPI
DIV. I ONLY	19- 5	31	1- 0	183	135	68	68	22	22	
DIV. I NON-CONF.	7- 4	108	0- 0	76	24	44	44	21	21	
TOTALS	RPI 1-25	RPI 26-50	W-L RECORDS	RPI 51-100	RPI 101-150	RPI 150+				
19- 5	0- 1	0- 0	OVERALL	2- 3	5- 1	12- 0				
9- 2	0- 0	0- 0	HOME	0- 1	3- 1	6- 0				
10- 3	0- 1	0- 0	AWAY	2- 2	2- 0	6- 0				
0- 0	0- 0	0- 0	NEUTRAL	0- 0	0- 0	0- 0				
7- 4	0- 1	0- 0	NON-CONFERENCE	2- 3	2- 0	3- 0				
3- 1	0- 0	0- 0	HOME	0- 1	1- 0	2- 0				
4- 3	0- 1	0- 0	AWAY	2- 2	1- 0	1- 0				
0- 0	0- 0	0- 0	NEUTRAL	0- 0	0- 0	0- 0				
12- 1	0- 0	0- 0	CONFERENCE	0- 0	3- 1	9- 0				
6- 1	0- 0	0- 0	HOME	0- 0	2- 1	4- 0				
6- 0	0- 0	0- 0	AWAY	0- 0	1- 0	5- 0				
0- 0	0- 0	0- 0	NEUTRAL	0- 0	0- 0	0- 0				

RPI S	Opponent	Score	RPI S	Opponent	Score	RPI S	Opponent	Score	RPI S	Opponent	Score
9	A NC State	62 77				51	A Middle Tenn.	45 38	120	A Morehead St.	77 57
						58	A Clemson	62 65	120	H Morehead St.	77 50
						61	A Tennessee	76 84	132	H Tennessee Tech	72 77
						74	H Toledo	69 78	135	H UT Martin	100 86
						76	A Wright St.	79 63	141	A Chattanooga	67 51
									147	H Tulsa	78 53
									173	H Arkansas St.	74 55
									203	A Jacksonville St.	64 41
									203	H Jacksonville St.	66 52
									222	H Southeast Mo. St.	91 57
									278	A Northern Ky.	71 53
									282	A Murray St.	65 58
									288	A Austin Peay	80 62
									289	A Tennessee St.	89 65
									289	H Tennessee St.	80 46
									324	H Lipscomb	83 43
									327	A Eastern Ky.	87 52
									327	H Eastern Ky.	69 43
LAST 12 Division I GAMES:											
289	A Tennessee St.	89 65	282	A Murray St.	65 58						
120	A Morehead St.	77 57	289	H Tennessee St.	80 46						
327	A Eastern Ky.	87 52	203	A Jacksonville St.	64 41						
135	H UT Martin	100 86	327	H Eastern Ky.	69 43						
222	H Southeast Mo. St.	91 57	120	H Morehead St.	77 50						
288	A Austin Peay	80 62	132	H Tennessee Tech	72 77						

Non-Div I Games:

Belmont

Loss, Non-Conf, S Site, H Home A Away N Neutral

Average RPI Win:	295	WON-LOST	WINNING	LAST 10	STRENGTH OF	OPP. STRENGTH	TEAM	ADJ.	CONF.	ADJ CONF.
Average RPI Loss:	205	RECORD	PCT. RANK	GAMES	SCHEDULE	OF SCHEDULE	RPI	RPI	RPI	RPI
DIV. I ONLY	12- 9	131	1- 0	345	330	238	238	32	32	
DIV. I NON-CONF.	5- 5	162	0- 0	331	229	239	239	32	32	
TOTALS	RPI 1-25	RPI 26-50	W-L RECORDS	RPI 51-100	RPI 101-150	RPI 150+				
12- 9	0- 0	0- 0	OVERALL	0- 0	0- 2	12- 7				
7- 2	0- 0	0- 0	HOME	0- 0	0- 0	7- 2				
4- 7	0- 0	0- 0	AWAY	0- 0	0- 2	4- 5				
1- 0	0- 0	0- 0	NEUTRAL	0- 0	0- 0	1- 0				
5- 5	0- 0	0- 0	NON-CONFERENCE	0- 0	0- 2	5- 3				
3- 0	0- 0	0- 0	HOME	0- 0	0- 0	3- 0				
1- 5	0- 0	0- 0	AWAY	0- 0	0- 2	1- 3				
1- 0	0- 0	0- 0	NEUTRAL	0- 0	0- 0	1- 0				
7- 4	0- 0	0- 0	CONFERENCE	0- 0	0- 0	7- 4				
4- 2	0- 0	0- 0	HOME	0- 0	0- 0	4- 2				
3- 2	0- 0	0- 0	AWAY	0- 0	0- 0	3- 2				
0- 0	0- 0	0- 0	NEUTRAL	0- 0	0- 0	0- 0				

RPI 1-25			RPI 26-50			RPI 51-100			RPI 101+ Team's RPI: 238		
RPI	S	Opponent	Score	RPI	S	Opponent	Score	RPI	S	Opponent	Score
								146	A	South Fla.	39 88
								150	A	Charlotte	69 73
								154	A	Georgia St.	57 62
								177	H	UMES	52 64
								211	A	Florida	53 64
								218	H	N.C. A&T	48 72
								227	A	Howard	40 61
								227	H	Howard	76 63
								243	H	Liberty	81 76
								245	A	Jacksonville	58 56
								269	A	Norfolk St.	50 57
								269	H	Norfolk St.	65 58
								274	H	North Florida	76 60
								290	A	Ga. Southern	76 77
								295	A	Morgan St.	73 69
								306	N	Kennesaw St.	64 61
								325	H	FIU	68 57
								328	A	Coppin St.	71 65
								341	A	N.C. Central	67 50
								341	H	N.C. Central	72 54
								346	H	Delaware St.	67 55
LAST 12 Division I GAMES:											
								227	H	Howard	76 63
								269	H	Norfolk St.	65 58
								218	H	N.C. A&T	48 72
								341	H	N.C. Central	72 54
								328	A	Coppin St.	71 65
								295	A	Morgan St.	73 69
								177	H	UMES	52 64
								346	H	Delaware St.	67 55
								269	A	Norfolk St.	50 57
								227	A	Howard	40 61
								341	A	N.C. Central	67 50
								150	A	Charlotte	69 73

Non-Div I Games: Flagler 74 59 Edward Waters 73 46

Bethune-Cookman

Loss, Non-Conf, S Site, H Home A Away N Neutral

Binghamton

Through Games Of Feb. 13, 2019

Average RPI Win:	285	WON-LOST	WINNING	LAST 10	STRENGTH OF	OPP. STRENGTH	TEAM	ADJ.	CONF.	ADJ CONF.
Average RPI Loss:	171	RECORD	PCT. RANK	GAMES	SCHEDULE	OF SCHEDULE	RPI	RPI	RPI	RPI
DIV. I ONLY	8- 15	255	1- 0	188	294	253	253	23	23	
DIV. I NON-CONF.	3- 8	267	0- 0	94	252	245	245	25	25	
TOTALS	RPI 1-25	RPI 26-50	W-L RECORDS	RPI 51-100	RPI 101-150	RPI 150+				
8- 15	0- 2	0- 1	OVERALL	0- 1	1- 0	7- 11				
5- 6	0- 0	0- 0	HOME	0- 0	1- 0	4- 6				
3- 9	0- 2	0- 1	AWAY	0- 1	0- 0	3- 5				
0- 0	0- 0	0- 0	NEUTRAL	0- 0	0- 0	0- 0				
3- 8	0- 2	0- 1	NON-CONFERENCE	0- 0	0- 0	3- 5				
3- 2	0- 0	0- 0	HOME	0- 0	0- 0	3- 2				
0- 6	0- 2	0- 1	AWAY	0- 0	0- 0	0- 3				
0- 0	0- 0	0- 0	NEUTRAL	0- 0	0- 0	0- 0				
5- 7	0- 0	0- 0	CONFERENCE	0- 1	1- 0	4- 6				
2- 4	0- 0	0- 0	HOME	0- 0	1- 0	1- 4				
3- 3	0- 0	0- 0	AWAY	0- 1	0- 0	3- 2				
0- 0	0- 0	0- 0	NEUTRAL	0- 0	0- 0	0- 0				

RPI 1-25				RPI 26-50				RPI 51-100				RPI 101+ Team's RPI: 253			
RPI	S	Opponent	Score	RPI	S	Opponent	Score	RPI	S	Opponent	Score	RPI	S	Opponent	Score
1	A	Notre Dame	53 103	33	A	Ohio	49 86	72	A	Maine	66 95	105	H	Hartford	73 62
8	A	Marquette	40 93									151	H	Lehigh	55 65
												160	A	Stony Brook	53 68
												160	H	Stony Brook	56 65
												178	H	Rider	57 62
												198	A	Dartmouth	39 63
												231	A	Albany (NY)	56 61
												231	H	Albany (NY)	62 71
												234	A	Niagara	72 79
												266	H	Vermont	57 58
												276	H	Cornell	72 61
												291	H	Army West Point	60 47
												309	A	UMBC	58 46
												309	H	UMBC	67 45
												320	A	New Hampshire	71 62
												320	H	New Hampshire	53 54
												321	A	Lafayette	50 59
												323	A	UMass Lowell	70 50
												344	H	Fairleigh Dickinson	73 54
LAST 12 Division I GAMES:															
309	A	UMBC	58 46	323	A	UMass Lowell	70 50								
320	H	New Hampshire	53 54	266	H	Vermont	57 58								
160	A	Stony Brook	53 68	309	H	UMBC	67 45								
231	H	Albany (NY)	62 71	160	H	Stony Brook	56 65								
105	H	Hartford	73 62	320	A	New Hampshire	71 62								
72	A	Maine	66 95	231	A	Albany (NY)	56 61								

Non-Div I Games: Charleston (WV) 69 62 Caldwell 73 54

Binghamton

Loss, Non-Conf, S Site, H Home A Away N Neutral

Average RPI Win:	192	WON-LOST	WINNING	LAST 10	STRENGTH OF	OPP. STRENGTH	TEAM	ADJ.	CONF.	ADJ CONF.
Average RPI Loss:	57	RECORD	PCT. RANK	GAMES	SCHEDULE	OF SCHEDULE	RPI	RPI	RPI	RPI
DIV. I ONLY	18- 3	15	1- 0	234	77	54	54	14	14	
DIV. I NON-CONF.	7- 2	58	1- 0	181	10	61	61	13	13	
TOTALS	RPI 1-25	RPI 26-50	W-L RECORDS	RPI 51-100	RPI 101-150	RPI 150+				
18- 3	0- 1	1- 1	OVERALL	2- 0	3- 1	12- 0				
9- 1	0- 1	1- 0	HOME	0- 0	1- 0	7- 0				
6- 2	0- 0	0- 1	AWAY	0- 0	2- 1	4- 0				
3- 0	0- 0	0- 0	NEUTRAL	2- 0	0- 0	1- 0				
7- 2	0- 1	0- 0	NON-CONFERENCE	2- 0	1- 1	4- 0				
3- 1	0- 1	0- 0	HOME	0- 0	0- 0	3- 0				
1- 1	0- 0	0- 0	AWAY	0- 0	1- 1	0- 0				
3- 0	0- 0	0- 0	NEUTRAL	2- 0	0- 0	1- 0				
11- 1	0- 0	1- 1	CONFERENCE	0- 0	2- 0	8- 0				
6- 0	0- 0	1- 0	HOME	0- 0	1- 0	4- 0				
5- 1	0- 0	0- 1	AWAY	0- 0	1- 0	4- 0				
0- 0	0- 0	0- 0	NEUTRAL	0- 0	0- 0	0- 0				

RPI 1-25				RPI 26-50				RPI 51-100 Team's RPI: 54				RPI 101+			
RPI	S	Opponent	Score	RPI	S	Opponent	Score	RPI	S	Opponent	Score	RPI	S	Opponent	Score
3	H	Louisville	55 74	47	A	Wyoming	52 64	87	N	UNI	61 60	111	A	Fresno St.	72 60
				47	H	Wyoming	72 64	88	N	Idaho	91 85	111	H	Fresno St.	83 76
												122	A	Washington St.	71 95
												144	A	Washington	73 69
												156	H	CSUN	74 63
												196	H	Eastern Wash.	67 55
												199	A	UNLV	64 57
												201	A	San Diego St.	69 66
												217	N	Saint Francis (PA)	78 64
												236	A	Nevada	75 74
												236	H	Nevada	80 65
												257	H	Colorado St.	70 57
												263	H	Air Force	79 48
												268	H	Southern Utah	88 53
												317	A	San Jose St.	83 69
												317	H	San Jose St.	99 68
LAST 12 Division I GAMES:															
144	A	Washington	73 69	47	A	Wyoming	52 64	263	H	Air Force	79 48	111	A	Fresno St.	72 60
111	H	Fresno St.	83 76	236	A	Nevada	75 74	317	H	San Jose St.	99 68	201	A	San Diego St.	69 66
317	A	San Jose St.	83 69	257	H	Colorado St.	70 57								
199	A	UNLV	64 57												
236	H	Nevada	80 65												

Non-Div I Games: Southern Ore. 91 46 Northwest Chrst. 93 26

Boise St.

■ Loss,
■ Non-Conf, S Site,
■ Home
■ Away
N Neutral

Average RPI Win:	201	WON-LOST	WINNING	LAST 10	STRENGTH OF	OPP. STRENGTH	TEAM	ADJ.	CONF.	ADJ CONF.
Average RPI Loss:	45	RECORD	PCT. RANK	GAMES	SCHEDULE	OF SCHEDULE	RPI	RPI	RPI	RPI
DIV. I ONLY	14- 11	142	1- 0	63	60	104	104	1	1	
DIV. I NON-CONF.	11- 2	32	1- 0	219	312	102	102	1	1	
TOTALS	RPI 1-25	RPI 26-50	W-L RECORDS	RPI 51-100	RPI 101-150	RPI 150+				
14- 11	0- 6	0- 1	OVERALL	1- 2	4- 2	9- 0				
8- 7	0- 3	0- 1	HOME	1- 1	1- 2	6- 0				
4- 4	0- 3	0- 0	AWAY	0- 1	3- 0	1- 0				
2- 0	0- 0	0- 0	NEUTRAL	0- 0	0- 0	2- 0				
11- 2	0- 0	0- 0	NON-CONFERENCE	0- 0	2- 2	9- 0				
7- 2	0- 0	0- 0	HOME	0- 0	1- 2	6- 0				
2- 0	0- 0	0- 0	AWAY	0- 0	1- 0	1- 0				
2- 0	0- 0	0- 0	NEUTRAL	0- 0	0- 0	2- 0				
3- 9	0- 6	0- 1	CONFERENCE	1- 2	2- 0	0- 0				
1- 5	0- 3	0- 1	HOME	1- 1	0- 0	0- 0				
2- 4	0- 3	0- 0	AWAY	0- 1	2- 0	0- 0				
0- 0	0- 0	0- 0	NEUTRAL	0- 0	0- 0	0- 0				

RPI 1-25				RPI 26-50				RPI 51-100				RPI 101+ Team's RPI: 104			
RPI	S	Opponent	Score	RPI	S	Opponent	Score	RPI	S	Opponent	Score	RPI	S	Opponent	Score
1	A	Notre Dame	63 92	44	H	Georgia Tech	76 81	70	H	Virginia Tech	86 95	101	A	Houston	64 57
1	H	Notre Dame	47 97					77	H	Duke	92 90	112	H	Minnesota	69 77
9	H	NC State	69 85					94	A	Virginia	77 79	117	A	Wake Forest	65 64
12	A	Syracuse	69 96									118	H	Providence	57 61
15	H	Florida St.	71 91									130	A	Pittsburgh	59 55
23	A	Miami (FL)	73 76									136	H	Boston U.	78 51
												178	N	Rider	112 61
												198	H	Dartmouth	99 68
												205	H	Holy Cross	89 63
												229	A	Rhode Island	88 64
												237	H	Campbell	76 56
												260	H	Columbia	74 60
												303	N	Loyola Maryland	73 47
												307	H	Bryant	83 46
												329	H	Saint Peter's	89 57
LAST 12 Division I GAMES:															
178	N	Rider	112 61	23	A	Miami (FL)	73 76								
1	H	Notre Dame	47 97	1	A	Notre Dame	63 92								
12	A	Syracuse	69 96	15	H	Florida St.	71 91								
94	A	Virginia	77 79	130	A	Pittsburgh	59 55								
70	H	Virginia Tech	86 95	117	A	Wake Forest	65 64								
77	H	Duke	92 90	9	H	NC State	69 85								

Non-Div I Games:

Boston College

■ Loss,
 ■ Non-Conf, S Site,
 ■ Home
 ■ Away
 N Neutral

Average RPI Win: 227	WON-LOST	WINNING	LAST 10	STRENGTH OF	OPP. STRENGTH	TEAM	ADJ.	CONF.	ADJ CONF.
Average RPI Loss: 142	RECORD	PCT. RANK	GAMES	SCHEDULE	OF SCHEDULE	RPI	RPI	RPI	RPI
DIV. I ONLY	12- 10	146	1- 0	152	232	136	136	18	18
DIV. I NON-CONF.	4- 6	212	0- 0	206	226	225	225	22	22
TOTALS	RPI 1-25	RPI 26-50	W-L RECORDS	RPI 51-100	RPI 101-150	RPI 150+			
12- 10	0- 0	1- 1	OVERALL	0- 3	1- 2	10- 4			
6- 3	0- 0	0- 1	HOME	0- 1	1- 0	5- 1			
6- 7	0- 0	1- 0	AWAY	0- 2	0- 2	5- 3			
0- 0	0- 0	0- 0	NEUTRAL	0- 0	0- 0	0- 0			
4- 6	0- 0	0- 0	NON-CONFERENCE	0- 2	1- 2	3- 2			
4- 0	0- 0	0- 0	HOME	0- 0	1- 0	3- 0			
0- 6	0- 0	0- 0	AWAY	0- 2	0- 2	0- 2			
0- 0	0- 0	0- 0	NEUTRAL	0- 0	0- 0	0- 0			
8- 4	0- 0	1- 1	CONFERENCE	0- 1	0- 0	7- 2			
2- 3	0- 0	0- 1	HOME	0- 1	0- 0	2- 1			
6- 1	0- 0	1- 0	AWAY	0- 0	0- 0	5- 1			
0- 0	0- 0	0- 0	NEUTRAL	0- 0	0- 0	0- 0			

RPI S	Opponent	Score	RPI S	Opponent	Score	RPI S	Opponent	Score	RPI S	Opponent	Score	Team's RPI: 136
42	A Bucknell	70 62	42	H Bucknell	58 62	83	A Northeastern	51 81	104	A Boston College	51 78	
						86	A Harvard	47 67	145	A Marist	57 68	
						97	H American	51 64	149	H Delaware	72 61	
									151	A Lehigh	52 48	
									151	H Lehigh	58 45	
									198	A Dartmouth	44 64	
									202	A Massachusetts	55 66	
									205	A Holy Cross	69 75	
									207	A Navy	49 35	
									228	H Brown	72 51	
									254	A Colgate	61 53	
									254	H Colgate	72 81	
									291	H Army West Point	63 51	
									303	A Loyola Maryland	64 62	
									307	H Bryant	67 65	
									320	H New Hampshire	60 39	
									321	A Lafayette	47 44	
LAST 12 Division I GAMES:												
254	A Colgate	61 53	205	A Holy Cross	69 75							
151	A Lehigh	52 48	254	H Colgate	72 81							
42	H Bucknell	58 62	151	H Lehigh	58 45							
321	A Lafayette	47 44	303	A Loyola Maryland	64 62							
207	A Navy	49 35	42	A Bucknell	70 62							
97	H American	51 64	291	H Army West Point	63 51							

Non-Div I Games:

Boston U.

Bowling Green

Through Games Of Feb. 13, 2019

Average RPI Win:	233	WON-LOST	WINNING	LAST 10	STRENGTH OF	OPP. STRENGTH	TEAM	ADJ.	CONF.	ADJ CONF.
Average RPI Loss:	126	RECORD	PCT. RANK	GAMES	SCHEDULE	OF SCHEDULE	RPI	RPI	RPI	RPI
DIV. I ONLY	7- 14	259	1- 0	95	197	210	210	7	7	
DIV. I NON-CONF.	6- 4	125	0- 0	198	330	148	148	8	8	
TOTALS	RPI 1-25	RPI 26-50	W-L RECORDS	RPI 51-100	RPI 101-150	RPI 150+				
7- 14	0- 1	1- 1	OVERALL	0- 5	0- 1	6- 6				
5- 5	0- 0	1- 1	HOME	0- 3	0- 0	4- 1				
2- 8	0- 1	0- 0	AWAY	0- 2	0- 1	2- 4				
0- 1	0- 0	0- 0	NEUTRAL	0- 0	0- 0	0- 1				
6- 4	0- 1	0- 0	NON-CONFERENCE	0- 0	0- 0	6- 3				
4- 0	0- 0	0- 0	HOME	0- 0	0- 0	4- 0				
2- 3	0- 1	0- 0	AWAY	0- 0	0- 0	2- 2				
0- 1	0- 0	0- 0	NEUTRAL	0- 0	0- 0	0- 1				
1- 10	0- 0	1- 1	CONFERENCE	0- 5	0- 1	0- 3				
1- 5	0- 0	1- 1	HOME	0- 3	0- 0	0- 1				
0- 5	0- 0	0- 0	AWAY	0- 2	0- 1	0- 2				
0- 0	0- 0	0- 0	NEUTRAL	0- 0	0- 0	0- 0				

RPI 1-25				RPI 26-50				RPI 51-100				RPI 101+ Team's RPI: 210			
RPI	S	Opponent	Score	RPI	S	Opponent	Score	RPI	S	Opponent	Score	RPI	S	Opponent	Score
20	A	Michigan St.	69 99	31	H	Buffalo	78 72	57	H	Miami (OH)	75 82	142	A	Akron	71 74
				33	H	Ohio	79 82	74	A	Toledo	56 76	157	N	Mercer	63 76
								74	H	Toledo	65 79	170	A	Xavier	49 65
								96	A	Northern Ill.	47 88	186	A	Ball St.	70 77
								96	H	Northern Ill.	52 66	187	A	Coastal Caro.	80 81
												194	A	Eastern Mich.	74 81
												215	H	Robert Morris	61 60
												225	H	Marshall	99 76
												249	H	Loyola Chicago	88 74
												279	H	Western Mich.	82 84
												280	A	Canisius	74 53
												293	A	Valparaiso	79 72
												336	H	Detroit Mercy	79 73
LAST 12 Division I GAMES:															
31	H	Buffalo	78 72	74	H	Toledo	65 79								
57	H	Miami (OH)	75 82	96	H	Northern Ill.	52 66								
96	A	Northern Ill.	47 88	142	A	Akron	71 74								
74	A	Toledo	56 76	186	A	Ball St.	70 77								
33	H	Ohio	79 82	279	H	Western Mich.	82 84								
194	A	Eastern Mich.	74 81	293	A	Valparaiso	79 72								

Non-Div I Games: Davis & Elkins 63 28

Bowling Green

■ Loss,
 ■ Non-Conf,
 ■ S Site,
 ■ H Home
 ■ A Away
 N Neutral

Bradley

Through Games Of Feb. 13, 2019

Average RPI Win:	250	WON-LOST	WINNING	LAST 10	STRENGTH OF	OPP. STRENGTH	TEAM	ADJ.	CONF.	ADJ CONF.
Average RPI Loss:	104	RECORD	PCT. RANK	GAMES	SCHEDULE	OF SCHEDULE	RPI	RPI	RPI	RPI
DIV. I ONLY	16- 5	39	1- 0	328	169	155	155	13	13	
DIV. I NON-CONF.	9- 1	29	1- 0	345	224	135	135	15	15	
TOTALS	RPI 1-25	RPI 26-50	W-L RECORDS	RPI 51-100	RPI 101-150	RPI 150+				
16- 5	0- 1	0- 0	OVERALL	0- 3	1- 0	15- 1				
8- 3	0- 1	0- 0	HOME	0- 2	0- 0	8- 0				
7- 2	0- 0	0- 0	AWAY	0- 1	0- 0	7- 1				
1- 0	0- 0	0- 0	NEUTRAL	0- 0	1- 0	0- 0				
9- 1	0- 0	0- 0	NON-CONFERENCE	0- 1	1- 0	8- 0				
5- 0	0- 0	0- 0	HOME	0- 0	0- 0	5- 0				
3- 1	0- 0	0- 0	AWAY	0- 1	0- 0	3- 0				
1- 0	0- 0	0- 0	NEUTRAL	0- 0	1- 0	0- 0				
7- 4	0- 1	0- 0	CONFERENCE	0- 2	0- 0	7- 1				
3- 3	0- 1	0- 0	HOME	0- 2	0- 0	3- 0				
4- 1	0- 0	0- 0	AWAY	0- 0	0- 0	4- 1				
0- 0	0- 0	0- 0	NEUTRAL	0- 0	0- 0	0- 0				

RPI 1-25				RPI 26-50				RPI 51-100				RPI 101+ Team's RPI: 155			
RPI	S	Opponent	Score	RPI	S	Opponent	Score	RPI	S	Opponent	Score	RPI	S	Opponent	Score
22	H	Drake	63 92					53	A	Purdue	61 74	149	N	Delaware	59 47
								63	H	Missouri St.	56 68	162	H	Southern Ill.	58 53
								87	H	UNI	78 81	172	A	Indiana St.	61 45
												172	H	Indiana St.	81 80
												190	A	Illinois St.	79 68
												220	H	Western Ill.	82 68
												222	H	Southeast Mo. St.	85 79
												249	A	Loyola Chicago	69 56
												271	A	Cleveland St.	67 65
												272	H	Eastern Ill.	67 64
												293	A	Valparaiso	73 76
												294	A	Fla. Atlantic	80 59
												299	H	Oakland	73 64
												314	A	Omaha	80 60
												335	A	Evansville	75 68
												335	H	Evansville	81 63
												348	H	Chicago St.	89 59
LAST 12 Division I GAMES:															
294	A	Fla. Atlantic	80 59	162	H	Southern Ill.	58 53								
335	H	Evansville	81 63	63	H	Missouri St.	56 68								
172	H	Indiana St.	81 80	172	A	Indiana St.	61 45								
249	A	Loyola Chicago	69 56	335	A	Evansville	75 68								
293	A	Valparaiso	73 76	87	H	UNI	78 81								
190	A	Illinois St.	79 68	22	H	Drake	63 92								

Non-Div I Games: Rockhurst 83 40

Bradley

■ Loss,
 ■ Non-Conf,
 ■ S Site,
 ■ H Home
 ■ A Away
 N Neutral

Average RPI Win:	265	WON-LOST	WINNING	LAST 10	STRENGTH OF	OPP. STRENGTH	TEAM	ADJ.	CONF.	ADJ CONF.
Average RPI Loss:	125	RECORD	PCT. RANK	GAMES	SCHEDULE	OF SCHEDULE	RPI	RPI	RPI	RPI
DIV. I ONLY	7- 13	252	0- 1	170	214	228	228	11	11	
DIV. I NON-CONF.	6- 8	199	0- 1	276	275	235	235	11	11	
TOTALS	RPI 1-25	RPI 26-50	W-L RECORDS	RPI 51-100	RPI 101-150	RPI 150+				
7- 13	0- 1	0- 1	OVERALL	1- 6	0- 1	6- 4				
4- 4	0- 0	0- 1	HOME	1- 1	0- 0	3- 2				
2- 9	0- 1	0- 0	AWAY	0- 5	0- 1	2- 2				
1- 0	0- 0	0- 0	NEUTRAL	0- 0	0- 0	1- 0				
6- 8	0- 1	0- 1	NON-CONFERENCE	0- 2	0- 1	6- 3				
3- 2	0- 0	0- 1	HOME	0- 0	0- 0	3- 1				
2- 6	0- 1	0- 0	AWAY	0- 2	0- 1	2- 2				
1- 0	0- 0	0- 0	NEUTRAL	0- 0	0- 0	1- 0				
1- 5	0- 0	0- 0	CONFERENCE	1- 4	0- 0	0- 1				
1- 2	0- 0	0- 0	HOME	1- 1	0- 0	0- 1				
0- 3	0- 0	0- 0	AWAY	0- 3	0- 0	0- 0				
0- 0	0- 0	0- 0	NEUTRAL	0- 0	0- 0	0- 0				

RPI 1-25				RPI 26-50				RPI 51-100				RPI 101+ Team's RPI: 228			
RPI	S	Opponent	Score	RPI	S	Opponent	Score	RPI	S	Opponent	Score	RPI	S	Opponent	Score
19	A	Rutgers	52 73	42	H	Bucknell	78 91	69	A	Penn	43 83	136	A	Boston U.	51 72
								72	A	Maine	96 102	198	H	Dartmouth	61 81
								75	A	Yale	72 84	202	H	Massachusetts	61 90
								75	H	Yale	86 71	205	A	Holy Cross	89 85
								86	H	Harvard	83 100	229	A	Rhode Island	67 72
								95	A	Princeton	74 93	300	H	Central Conn. St.	68 63
								96	A	Northern Ill.	102 109	301	H	Fairfield	68 49
												307	A	Bryant	57 75
												307	N	Bryant	84 68
												320	H	New Hampshire	76 70
												348	A	Chicago St.	90 65
LAST 12 Division I GAMES:															
229	A	Rhode Island	67 72	75	H	Yale	86 71	19	A	Rutgers	52 73				
95	A	Princeton	74 93	96	A	Northern Ill.	102 109	348	A	Chicago St.	90 65				
69	A	Penn	43 83	72	A	Maine	96 102	307	N	Bryant	84 68				
86	H	Harvard	83 100												
198	H	Dartmouth	61 81												
75	A	Yale	72 84												

Non-Div I Games: Johnson & Wales (RI) 78 46 Adelphi 75 62

Brown

■ Loss,
 ■ Non-Conf, S Site,
 ■ Home
 ■ Away
 N Neutral

Average RPI Win: 281	WON-LOST	WINNING	LAST 10	STRENGTH OF	OPP. STRENGTH	TEAM	ADJ.	CONF.	ADJ CONF.
Average RPI Loss: 195	RECORD	PCT. RANK	GAMES	SCHEDULE	OF SCHEDULE	RPI	RPI	RPI	RPI
DIV. I ONLY	6- 16	289	0- 1	276	313	307	307	31	31
DIV. I NON-CONF.	2- 9	297	0- 1	196	216	291	291	31	31
TOTALS	RPI 1-25	RPI 26-50	W-L RECORDS	RPI 51-100	RPI 101-150	RPI 150+			
6- 16	0- 0	0- 0	OVERALL	0- 2	0- 4	6- 10			
4- 4	0- 0	0- 0	HOME	0- 1	0- 0	4- 3			
2- 10	0- 0	0- 0	AWAY	0- 1	0- 3	2- 6			
0- 2	0- 0	0- 0	NEUTRAL	0- 0	0- 1	0- 1			
2- 9	0- 0	0- 0	NON-CONFERENCE	0- 2	0- 4	2- 3			
1- 2	0- 0	0- 0	HOME	0- 1	0- 0	1- 1			
1- 5	0- 0	0- 0	AWAY	0- 1	0- 3	1- 1			
0- 2	0- 0	0- 0	NEUTRAL	0- 0	0- 1	0- 1			
4- 7	0- 0	0- 0	CONFERENCE	0- 0	0- 0	4- 7			
3- 2	0- 0	0- 0	HOME	0- 0	0- 0	3- 2			
1- 5	0- 0	0- 0	AWAY	0- 0	0- 0	1- 5			
0- 0	0- 0	0- 0	NEUTRAL	0- 0	0- 0	0- 0			

RPI S	Opponent	Score	RPI S	Opponent	Score	RPI S	Opponent	Score	RPI S	Opponent	Score	Team's RPI: 307
						65	A West Virginia	48 94	104	A Boston College	46 83	
						72	H Maine	57 74	105	A Hartford	57 67	
									118	N Providence	64 72	
									136	A Boston U.	65 67	
									205	H Holy Cross	62 81	
									215	A Robert Morris	56 59	
									215	H Robert Morris	57 60	
									217	A Saint Francis (PA)	66 78	
									217	H Saint Francis (PA)	66 63	
									224	A Sacred Heart	48 49	
									228	H Brown	75 57	
									228	N Brown	68 84	
									259	H St. Francis Brooklyn	55 60	
									265	A Mt. St. Mary's	73 68	
									300	A Central Conn. St.	65 66	
									300	H Central Conn. St.	72 60	
									320	A New Hampshire	74 79	
									323	A UMass Lowell	58 57	
									344	A Fairleigh Dickinson	53 63	
									351	H LIU Brooklyn	69 62	
LAST 12 Division I GAMES:												
118	N	Providence	64	72	217	H	Saint Francis (PA)	66	63			
217	A	Saint Francis (PA)	66	78	215	H	Robert Morris	57	60			
215	A	Robert Morris	56	59	224	A	Sacred Heart	48	49			
300	A	Central Conn. St.	65	66	265	A	Mt. St. Mary's	73	68			
344	A	Fairleigh Dickinson	53	63	259	H	St. Francis Brooklyn	55	60			
300	H	Central Conn. St.	72	60	351	H	LIU Brooklyn	69	62			

Non-Div I Games:

Bryant

■ Loss,
 ■ Non-Conf,
 ■ S Site,
 ■ H Home
 ■ A Away
 N Neutral

Average RPI Win:	216	WON-LOST	WINNING	LAST 10	STRENGTH OF	OPP. STRENGTH	TEAM	ADJ.	CONF.	ADJ CONF.
Average RPI Loss:	59	RECORD	PCT. RANK	GAMES	SCHEDULE	OF SCHEDULE	RPI	RPI	RPI	RPI
DIV. I ONLY	20- 4	17	1- 0	144	195	42	42	18	18	
DIV. I NON-CONF.	9- 3	61	0- 0	119	131	38	38	22	22	
TOTALS	RPI 1-25	RPI 26-50	W-L RECORDS	RPI 51-100	RPI 101-150	RPI 150+				
20- 4	0- 2	0- 0	OVERALL	2- 1	2- 1	16- 0				
8- 1	0- 0	0- 0	HOME	2- 0	1- 1	5- 0				
10- 3	0- 2	0- 0	AWAY	0- 1	1- 0	9- 0				
2- 0	0- 0	0- 0	NEUTRAL	0- 0	0- 0	2- 0				
9- 3	0- 2	0- 0	NON-CONFERENCE	1- 1	1- 0	7- 0				
4- 0	0- 0	0- 0	HOME	1- 0	1- 0	2- 0				
3- 3	0- 2	0- 0	AWAY	0- 1	0- 0	3- 0				
2- 0	0- 0	0- 0	NEUTRAL	0- 0	0- 0	2- 0				
11- 1	0- 0	0- 0	CONFERENCE	1- 0	1- 1	9- 0				
4- 1	0- 0	0- 0	HOME	1- 0	0- 1	3- 0				
7- 0	0- 0	0- 0	AWAY	0- 0	1- 0	6- 0				
0- 0	0- 0	0- 0	NEUTRAL	0- 0	0- 0	0- 0				

RPI 1-25			RPI 26-50		Team's RPI: 42	RPI 51-100			RPI 101+		
RPI	S	Opponent	Score	RPI	S	Opponent	Score	RPI	S	Opponent	Score
11	A	Iowa St.	61 86					126	H	Youngstown St.	73 68
12	A	Syracuse	56 70					136	A	Boston U.	62 58
								136	H	Boston U.	62 70
								151	A	Lehigh	73 68
								151	H	Lehigh	71 53
								178	H	Rider	80 59
								202	N	Massachusetts	77 58
								205	H	Holy Cross	75 71
								207	A	Navy	77 43
								216	A	Monmouth	70 32
								228	A	Brown	91 78
								230	A	St. Bonaventure	77 46
								254	A	Colgate	90 62
								291	A	Army West Point	66 52
								301	N	Fairfield	77 54
								303	A	Loyola Maryland	75 57
								321	A	Lafayette	56 47
								321	H	Lafayette	75 43
								331	H	Iona	81 43
LAST 12 Division I GAMES:											
151	A	Lehigh	73 68	254	A	Colgate	90 62				
321	H	Lafayette	75 43	151	H	Lehigh	71 53				
136	A	Boston U.	62 58	321	A	Lafayette	56 47				
207	A	Navy	77 43	291	A	Army West Point	66 52				
205	H	Holy Cross	75 71	136	H	Boston U.	62 70				
303	A	Loyola Maryland	75 57	97	H	American	71 56				

Non-Div I Games:

Bucknell

■ Loss,
■ Non-Conf, S Site,
■ Home
■ Away
N Neutral

Buffalo

Through Games Of Feb. 13, 2019

Average RPI Win: 165		WON-LOST	WINNING	LAST 10	STRENGTH OF	OPP. STRENGTH	TEAM	ADJ.	CONF.	ADJ CONF.
Average RPI Loss: 66		RECORD	PCT. RANK	GAMES	SCHEDULE	OF SCHEDULE	RPI	RPI	RPI	RPI
DIV. I ONLY		16- 6	61	0- 1	54	95	31	31	7	7
DIV. I NON-CONF.		8- 3	72	0- 0	81	97	35	35	8	8
TOTALS		RPI 1-25	RPI 26-50		W-L RECORDS		RPI 51-100	RPI 101-150		RPI 150+
16- 6	0- 2	1- 2		OVERALL		5- 0	1- 1		9- 1	
7- 2	0- 1	0- 1		HOME		3- 0	1- 0		3- 0	
7- 4	0- 1	0- 1		AWAY		1- 0	0- 1		6- 1	
2- 0	0- 0	1- 0		NEUTRAL		1- 0	0- 0		0- 0	
8- 3	0- 2	1- 0		NON-CONFERENCE		1- 0	0- 1		6- 0	
2- 1	0- 1	0- 0		HOME		0- 0	0- 0		2- 0	
4- 2	0- 1	0- 0		AWAY		0- 0	0- 1		4- 0	
2- 0	0- 0	1- 0		NEUTRAL		1- 0	0- 0		0- 0	
8- 3	0- 0	0- 2		CONFERENCE		4- 0	1- 0		3- 1	
5- 1	0- 0	0- 1		HOME		3- 0	1- 0		1- 0	
3- 2	0- 0	0- 1		AWAY		1- 0	0- 0		2- 1	
0- 0	0- 0	0- 0		NEUTRAL		0- 0	0- 0		0- 0	

RPI 1-25				RPI 26-50				Team's RPI: 31				RPI 51-100				RPI 101+			
RPI	S	Opponent	Score	RPI	S	Opponent	Score	RPI	S	Opponent	Score	RPI	S	Opponent	Score	RPI	S	Opponent	Score
4	A	Oregon	82 102	27	A	Central Mich.	65 76	57	A	Miami (OH)	66 59	114	A	Dayton	59 72				
5	H	Stanford	55 62	28	N	South Dakota St.	61 55	74	H	Toledo	73 63	142	H	Akron	91 72				
				33	H	Ohio	71 74	80	H	Kent St.	75 66	177	A	UMES	69 63				
								92	N	Georgetown	73 64	186	H	Ball St.	77 65				
								96	H	Northern Ill.	93 64	194	A	Eastern Mich.	91 84				
												198	A	Dartmouth	75 69				
												210	A	Bowling Green	72 78				
												230	H	St. Bonaventure	90 43				
												234	H	Niagara	88 61				
												279	A	Western Mich.	61 59				
												280	A	Canisius	84 66				
												300	A	Central Conn. St.	82 69				
LAST 12 Division I GAMES:																			
210	A	Bowling Green	72 78	279	A	Western Mich.	61 59												
80	H	Kent St.	75 66	186	H	Ball St.	77 65												
74	H	Toledo	73 63	57	A	Miami (OH)	66 59												
27	A	Central Mich.	65 76	194	A	Eastern Mich.	91 84												
96	H	Northern Ill.	93 64	33	H	Ohio	71 74												
142	H	Akron	91 72	230	H	St. Bonaventure	90 43												

Non-Div I Games:

Buffalo

■ Loss,
 ■ Non-Conf, S Site,
 ■ Home
 ■ Away
 N Neutral

Average RPI Win: 168		WON-LOST	WINNING	LAST 10	STRENGTH OF	OPP. STRENGTH	TEAM	ADJ.	CONF.	ADJ CONF.
Average RPI Loss: 64		RECORD	PCT. RANK	GAMES	SCHEDULE	OF SCHEDULE	RPI	RPI	RPI	RPI
DIV. I ONLY		18- 5	33	1- 0	122	78	46	46	6	6
DIV. I NON-CONF.		10- 1	17	0- 0	267	172	55	55	5	5
TOTALS		RPI 1-25	RPI 26-50		W-L RECORDS		RPI 51-100	RPI 101-150	RPI 150+	
18- 5	0- 1	1- 2		OVERALL		1- 0	6- 2	10- 0		
10- 2	0- 1	0- 1		HOME		0- 0	2- 0	8- 0		
6- 3	0- 0	1- 1		AWAY		1- 0	3- 2	1- 0		
2- 0	0- 0	0- 0		NEUTRAL		0- 0	1- 0	1- 0		
10- 1	0- 0	0- 1		NON-CONFERENCE		0- 0	2- 0	8- 0		
7- 0	0- 0	0- 0		HOME		0- 0	0- 0	7- 0		
1- 1	0- 0	0- 1		AWAY		0- 0	1- 0	0- 0		
2- 0	0- 0	0- 0		NEUTRAL		0- 0	1- 0	1- 0		
8- 4	0- 1	1- 1		CONFERENCE		1- 0	4- 2	2- 0		
3- 2	0- 1	0- 1		HOME		0- 0	2- 0	1- 0		
5- 2	0- 0	1- 0		AWAY		1- 0	2- 2	1- 0		
0- 0	0- 0	0- 0		NEUTRAL		0- 0	0- 0	0- 0		

RPI S	Opponent	Score	RPI S	Opponent	Score	Team's RPI: 46	RPI S	Opponent	Score	RPI S	Opponent	Score
8	H Marquette	58 87	34	H DePaul	78 86		92	A Georgetown	59 50	107	N Ohio St.	66 53
			41	A Indiana	46 66					109	A St. John's (NY)	73 68
			43	A Villanova	63 55					109	H St. John's (NY)	66 45
										115	A Creighton	75 43
										118	A Providence	68 74
										119	A Seton Hall	62 83
										119	H Seton Hall	62 59
										142	A Akron	63 47
										170	A Xavier	63 41
										170	H Xavier	63 38
										172	H Indiana St.	72 49
										186	H Ball St.	64 47
										190	H Illinois St.	58 56
										194	N Eastern Mich.	73 63
										220	H Western Ill.	92 51
										272	H Eastern Ill.	72 37
										282	H Murray St.	86 65
										323	H UMass Lowell	89 36
LAST 12 Division I GAMES:												
170	H Xavier	63 38	118	A Providence	68 74							
119	A Seton Hall	62 83	170	A Xavier	63 41							
109	A St. John's (NY)	73 68	109	H St. John's (NY)	66 45							
8	H Marquette	58 87	119	H Seton Hall	62 59							
34	H DePaul	78 86	92	A Georgetown	59 50							
115	A Creighton	75 43	43	A Villanova	63 55							

Non-Div I Games:

Butler

CSU Bakersfield

Through Games Of Feb. 13, 2019

Average RPI Win:	266	WON-LOST	WINNING	LAST 10	STRENGTH OF	OPP. STRENGTH	TEAM	ADJ.	CONF.	ADJ CONF.
Average RPI Loss:	213	RECORD	PCT. RANK	GAMES	SCHEDULE	OF SCHEDULE	RPI	RPI	RPI	RPI
DIV. I ONLY	7- 14	259	0- 1	306	310	275	275	30	30	
DIV. I NON-CONF.	2- 9	297	0- 0	294	235	316	316	30	30	
TOTALS	RPI 1-25	RPI 26-50	W-L RECORDS	RPI 51-100	RPI 101-150	RPI 150+				
7- 14	0- 0	0- 1	OVERALL	1- 0	0- 0	6- 13				
2- 3	0- 0	0- 0	HOME	1- 0	0- 0	1- 3				
5- 11	0- 0	0- 1	AWAY	0- 0	0- 0	5- 10				
0- 0	0- 0	0- 0	NEUTRAL	0- 0	0- 0	0- 0				
2- 9	0- 0	0- 1	NON-CONFERENCE	1- 0	0- 0	1- 8				
1- 1	0- 0	0- 0	HOME	1- 0	0- 0	0- 1				
1- 8	0- 0	0- 1	AWAY	0- 0	0- 0	1- 7				
0- 0	0- 0	0- 0	NEUTRAL	0- 0	0- 0	0- 0				
5- 5	0- 0	0- 0	CONFERENCE	0- 0	0- 0	5- 5				
1- 2	0- 0	0- 0	HOME	0- 0	0- 0	1- 2				
4- 3	0- 0	0- 0	AWAY	0- 0	0- 0	4- 3				
0- 0	0- 0	0- 0	NEUTRAL	0- 0	0- 0	0- 0				

RPI S	Opponent	Score	RPI S	Opponent	Score	RPI S	Opponent	Score	RPI S	Opponent	Score	Team's RPI: 275
29	A Oregon St.	52 92	76	H Wright St.	76 74	164	A UC Irvine	78 85	166	H UC Riverside	67 79	
						168	A New Mexico St.	48 61	168	H New Mexico St.	59 61	
						171	A North Texas	59 71	206	A SMU	43 49	
						223	A UTRGV	56 64	223	H UTRGV	68 63	
						239	A UMKC	67 57	246	A Cal St. Fullerton	56 64	
						262	H California Baptist	45 68	264	A UTEP	47 53	
						283	A Utah Valley	70 78	296	A UC Santa Barbara	56 48	
						314	A Omaha	46 53	317	A San Jose St.	72 82	
						337	A Grand Canyon	59 46	342	A Seattle U	70 60	
						348	A Chicago St.	67 56	348	A Chicago St.	67 56	
LAST 12 Division I GAMES:												
223	A UTRGV	56 64	168	H New Mexico St.	59 61							
168	A New Mexico St.	48 61	223	H UTRGV	68 63							
337	A Grand Canyon	59 46	283	A Utah Valley	70 78							
262	H California Baptist	45 68	342	A Seattle U	70 60							
348	A Chicago St.	67 56	166	H UC Riverside	67 79							
239	A UMKC	67 57	29	A Oregon St.	52 92							

Non-Div I Games: Whittier 74 46 Westcliff 91 37

CSU Bakersfield

Loss, Non-Conf, S Site, H Home A Away N Neutral

Average RPI Win:	237	WON-LOST	WINNING	LAST 10	STRENGTH OF	OPP. STRENGTH	TEAM	ADJ.	CONF.	ADJ CONF.
Average RPI Loss:	90	RECORD	PCT. RANK	GAMES	SCHEDULE	OF SCHEDULE	RPI	RPI	RPI	RPI
DIV. I ONLY	11- 12	177	0- 1	146	125	156	156	21	21	
DIV. I NON-CONF.	6- 8	199	0- 1	124	39	154	154	20	20	
TOTALS	RPI 1-25	RPI 26-50	W-L RECORDS	RPI 51-100	RPI 101-150	RPI 150+				
11- 12	0- 2	0- 2	OVERALL	0- 6	1- 0	10- 2				
7- 3	0- 0	0- 0	HOME	0- 3	1- 0	6- 0				
4- 9	0- 2	0- 2	AWAY	0- 3	0- 0	4- 2				
0- 0	0- 0	0- 0	NEUTRAL	0- 0	0- 0	0- 0				
6- 8	0- 2	0- 2	NON-CONFERENCE	0- 4	1- 0	5- 0				
4- 2	0- 0	0- 0	HOME	0- 2	1- 0	3- 0				
2- 6	0- 2	0- 2	AWAY	0- 2	0- 0	2- 0				
0- 0	0- 0	0- 0	NEUTRAL	0- 0	0- 0	0- 0				
5- 4	0- 0	0- 0	CONFERENCE	0- 2	0- 0	5- 2				
3- 1	0- 0	0- 0	HOME	0- 1	0- 0	3- 0				
2- 3	0- 0	0- 0	AWAY	0- 1	0- 0	2- 2				
0- 0	0- 0	0- 0	NEUTRAL	0- 0	0- 0	0- 0				

RPI 1-25				RPI 26-50				RPI 51-100				RPI 101+ Team's RPI: 156			
RPI	S	Opponent	Score	RPI	S	Opponent	Score	RPI	S	Opponent	Score	RPI	S	Opponent	Score
5	A	Stanford	43 69	36	A	California	42 67	54	A	Boise St.	63 74	122	H	Washington St.	65 52
22	A	Drake	63 73	50	A	Southern California	42 58	86	H	Harvard	55 75	164	A	UC Irvine	61 65
								88	A	Idaho	73 88	166	H	UC Riverside	69 56
								91	A	UC Davis	54 70	183	A	Santa Clara	53 38
								91	H	UC Davis	49 60	201	H	San Diego St.	77 74
								99	H	Loyola Marymount	53 72	241	A	Hawaii	49 29
												246	H	Cal St. Fullerton	74 44
												261	A	Long Beach St.	51 37
												262	H	California Baptist	73 67
												296	A	UC Santa Barbara	60 61
												296	H	UC Santa Barbara	73 65
												314	A	Omaha	64 52
												317	H	San Jose St.	76 40
LAST 12 Division I GAMES:															
86	H	Harvard	55 75	166	H	UC Riverside	69 56								
296	A	UC Santa Barbara	60 61	241	A	Hawaii	49 29								
91	A	UC Davis	54 70	164	A	UC Irvine	61 65								
246	H	Cal St. Fullerton	74 44	296	H	UC Santa Barbara	73 65								
261	A	Long Beach St.	51 37	5	A	Stanford	43 69								
91	H	UC Davis	49 60	317	H	San Jose St.	76 40								

Non-Div I Games:

CSUN

■ Loss,
 ■ Non-Conf,
 ■ S Site,
 ■ Home
 ■ A Away
 N Neutral

Average RPI Win:	274	WON-LOST	WINNING	LAST 10	STRENGTH OF	OPP. STRENGTH	TEAM	ADJ.	CONF.	ADJ CONF.
Average RPI Loss:	161	RECORD	PCT. RANK	GAMES	SCHEDULE	OF SCHEDULE	RPI	RPI	RPI	RPI
DIV. I ONLY	4- 15	315	0- 1	243	193	312	312	21	21	
DIV. I NON-CONF.	2- 8	293	0- 0	249	71	296	296	20	20	
TOTALS	RPI 1-25	RPI 26-50	W-L RECORDS	RPI 51-100	RPI 101-150	RPI 150+				
4- 15	0- 0	0- 3	OVERALL	0- 1	0- 2	4- 9				
3- 6	0- 0	0- 1	HOME	0- 1	0- 1	3- 3				
1- 8	0- 0	0- 2	AWAY	0- 0	0- 1	1- 5				
0- 1	0- 0	0- 0	NEUTRAL	0- 0	0- 0	0- 1				
2- 8	0- 0	0- 3	NON-CONFERENCE	0- 0	0- 2	2- 3				
1- 3	0- 0	0- 1	HOME	0- 0	0- 1	1- 1				
1- 4	0- 0	0- 2	AWAY	0- 0	0- 1	1- 1				
0- 1	0- 0	0- 0	NEUTRAL	0- 0	0- 0	0- 1				
2- 7	0- 0	0- 0	CONFERENCE	0- 1	0- 0	2- 6				
2- 3	0- 0	0- 0	HOME	0- 1	0- 0	2- 2				
0- 4	0- 0	0- 0	AWAY	0- 0	0- 0	0- 4				
0- 0	0- 0	0- 0	NEUTRAL	0- 0	0- 0	0- 0				

RPI S	Opponent	Score	RPI S	Opponent	Score	RPI S	Opponent	Score	RPI S	Opponent	Score	Team's RPI: 312
29	A Oregon St.	54 79	91	H UC Davis	61 85	111	A Fresno St.	58 76				
39	A UCLA	35 81				124	H Pepperdine	63 70				
45	H Saint Mary's (CA)	51 69				164	A UC Irvine	57 73				
						164	H UC Irvine	59 75				
						188	H Illinois	51 74				
						196	H Eastern Wash.	59 55				
						233	A Sacramento St.	85 88				
						241	A Hawaii	52 70				
						241	H Hawaii	54 71				
						242	N San Francisco	62 65				
						246	A Cal St. Fullerton	64 78				
						261	A Long Beach St.	58 61				
						261	H Long Beach St.	66 59				
						296	H UC Santa Barbara	75 67				
						342	A Seattle U	60 50				
LAST 12 Division I GAMES:												
91	H UC Davis	61 85	261	A Long Beach St.	58 61							
261	H Long Beach St.	66 59	296	H UC Santa Barbara	75 67							
241	A Hawaii	52 70	164	H UC Irvine	59 75							
164	A UC Irvine	57 73	39	A UCLA	35 81							
241	H Hawaii	54 71	342	A Seattle U	60 50							
246	A Cal St. Fullerton	64 78	45	H Saint Mary's (CA)	51 69							

Non-Div I Games: Academy of Art 87 65

Cal Poly

■ Loss,
 ■ Non-Conf,
 ■ S Site,
 ■ H Home
 ■ A Away
 N Neutral

Average RPI Win:	280	WON-LOST	WINNING	LAST 10	STRENGTH OF	OPP. STRENGTH	TEAM	ADJ.	CONF.	ADJ CONF.
Average RPI Loss:	155	RECORD	PCT. RANK	GAMES	SCHEDULE	OF SCHEDULE	RPI	RPI	RPI	RPI
DIV. I ONLY	10- 11	183	0- 1	303	260	246	246	21	21	
DIV. I NON-CONF.	7- 5	132	0- 0	322	276	229	229	20	20	
TOTALS	RPI 1-25	RPI 26-50	W-L RECORDS	RPI 51-100	RPI 101-150	RPI 150+				
10- 11	0- 0	0- 0	OVERALL	0- 3	0- 1	10- 7				
5- 5	0- 0	0- 0	HOME	0- 2	0- 0	5- 3				
5- 6	0- 0	0- 0	AWAY	0- 1	0- 1	5- 4				
0- 0	0- 0	0- 0	NEUTRAL	0- 0	0- 0	0- 0				
7- 5	0- 0	0- 0	NON-CONFERENCE	0- 1	0- 1	7- 3				
3- 3	0- 0	0- 0	HOME	0- 1	0- 0	3- 2				
4- 2	0- 0	0- 0	AWAY	0- 0	0- 1	4- 1				
0- 0	0- 0	0- 0	NEUTRAL	0- 0	0- 0	0- 0				
3- 6	0- 0	0- 0	CONFERENCE	0- 2	0- 0	3- 4				
2- 2	0- 0	0- 0	HOME	0- 1	0- 0	2- 1				
1- 4	0- 0	0- 0	AWAY	0- 1	0- 0	1- 3				
0- 0	0- 0	0- 0	NEUTRAL	0- 0	0- 0	0- 0				

RPI 1-25			RPI 26-50			RPI 51-100			RPI 101+ Team's RPI: 246		
RPI	S	Opponent	Score	RPI	S	Opponent	Score	RPI	S	Opponent	Score
								84	H	Pacific	64 72
								91	A	UC Davis	51 75
								91	H	UC Davis	39 75

Non-Div I Games: Antelope Valley 77 65

Cal St. Fullerton

California

Through Games Of Feb. 13, 2019

Average RPI Win:	121	WON-LOST	WINNING	LAST 10	STRENGTH OF	OPP. STRENGTH	TEAM	ADJ.	CONF.	ADJ CONF.
Average RPI Loss:	35	RECORD	PCT. RANK	GAMES	SCHEDULE	OF SCHEDULE	RPI	RPI	RPI	RPI
DIV. I ONLY	14- 9	114	0- 1	16	10	36	36	2	2	
DIV. I NON-CONF.	9- 2	43	0- 0	53	34	25	25	2	2	
TOTALS	RPI 1-25	RPI 26-50	W-L RECORDS	RPI 51-100	RPI 101-150	RPI 150+				
14- 9	1- 4	3- 3	OVERALL	1- 2	6- 0	3- 0				
7- 5	1- 2	1- 2	HOME	0- 1	3- 0	2- 0				
5- 4	0- 2	2- 1	AWAY	0- 1	2- 0	1- 0				
2- 0	0- 0	0- 0	NEUTRAL	1- 0	1- 0	0- 0				
9- 2	0- 1	2- 0	NON-CONFERENCE	1- 1	3- 0	3- 0				
3- 2	0- 1	0- 0	HOME	0- 1	1- 0	2- 0				
4- 0	0- 0	2- 0	AWAY	0- 0	1- 0	1- 0				
2- 0	0- 0	0- 0	NEUTRAL	1- 0	1- 0	0- 0				
5- 7	1- 3	1- 3	CONFERENCE	0- 1	3- 0	0- 0				
4- 3	1- 1	1- 2	HOME	0- 0	2- 0	0- 0				
1- 4	0- 2	0- 1	AWAY	0- 1	1- 0	0- 0				
0- 0	0- 0	0- 0	NEUTRAL	0- 0	0- 0	0- 0				

RPI S	Opponent	Score	RPI S	Opponent	Score	Team's RPI: 36	RPI S	Opponent	Score	RPI S	Opponent	Score
4	H Oregon	82 105	29	H Oregon St.	74 82		79	A Arizona	55 60	101	H Houston	80 79
5	A Stanford	50 75	38	A BYU	70 52		84	N Pacific	81 69	122	H Washington St.	77 63
5	H Stanford	81 80	39	H UCLA	79 84		86	H Harvard	79 85	129	N Tulane	65 57
6	H UConn	66 76	45	A Saint Mary's (CA)	81 78					134	A Penn St.	75 58
18	A Arizona St.	61 62	49	A Utah	74 87					140	A Colorado	80 60
			50	H Southern California	66 59					144	H Washington	79 70
										156	H CSUN	67 42
										255	A San Diego	70 53
										296	H UC Santa Barbara	69 45
LAST 12 Division I GAMES:												
29	H Oregon St.	74 82	144	H Washington	79 70							
4	H Oregon	82 105	122	H Washington St.	77 63							
5	A Stanford	50 75	18	A Arizona St.	61 62							
5	H Stanford	81 80	79	A Arizona	55 60							
140	A Colorado	80 60	50	H Southern California	66 59							
49	A Utah	74 87	39	H UCLA	79 84							

Non-Div I Games:

California

■ Loss,
■ Non-Conf,
■ S Site,
■ H Home
■ A Away
N Neutral

Average RPI Win:	284	WON-LOST	WINNING	LAST 10	STRENGTH OF	OPP. STRENGTH	TEAM	ADJ.	CONF.	ADJ CONF.
Average RPI Loss:	195	RECORD	PCT. RANK	GAMES	SCHEDULE	OF SCHEDULE	RPI	RPI	RPI	RPI
DIV. I ONLY	9- 10	187	1- 0	334	309	262	262	30	30	
DIV. I NON-CONF.	3- 6	241	0- 0	248	231	254	254	30	30	
TOTALS	RPI 1-25	RPI 26-50	W-L RECORDS	RPI 51-100	RPI 101-150	RPI 150+				
9- 10	0- 0	0- 1	OVERALL	0- 0	0- 1	9- 8				
4- 3	0- 0	0- 0	HOME	0- 0	0- 1	4- 2				
5- 6	0- 0	0- 0	AWAY	0- 0	0- 0	5- 6				
0- 1	0- 0	0- 1	NEUTRAL	0- 0	0- 0	0- 0				
3- 6	0- 0	0- 1	NON-CONFERENCE	0- 0	0- 1	3- 4				
1- 2	0- 0	0- 0	HOME	0- 0	0- 1	1- 1				
2- 3	0- 0	0- 0	AWAY	0- 0	0- 0	2- 3				
0- 1	0- 0	0- 1	NEUTRAL	0- 0	0- 0	0- 0				
6- 4	0- 0	0- 0	CONFERENCE	0- 0	0- 0	6- 4				
3- 1	0- 0	0- 0	HOME	0- 0	0- 0	3- 1				
3- 3	0- 0	0- 0	AWAY	0- 0	0- 0	3- 3				
0- 0	0- 0	0- 0	NEUTRAL	0- 0	0- 0	0- 0				

RPI 1-25			RPI 26-50			RPI 51-100			RPI 101+			Team's RPI: 262
RPI	S	Opponent	Score	RPI	S	Opponent	Score	RPI	S	Opponent	Score	
				38	N	BYU	69 76					
								102	H	Idaho St.	57 72	
								156	A	CSUN	67 73	
								166	H	UC Riverside	65 57	
								168	A	New Mexico St.	69 76	
								201	A	San Diego St.	67 83	
								223	A	UTRGV	56 60	
								235	A	Northern Ariz.	88 91	
								239	A	UMKC	95 92	
								239	H	UMKC	74 78	
								246	H	Cal St. Fullerton	65 79	
								261	A	Long Beach St.	85 83	
								275	A	CSU Bakersfield	68 45	
								283	H	Utah Valley	83 54	
								296	A	UC Santa Barbara	76 64	
								337	A	Grand Canyon	71 75	
								342	H	Seattle U	100 83	
								348	A	Chicago St.	93 67	
								348	H	Chicago St.	89 52	
LAST 12 Division I GAMES:												
				239	A	UMKC	95 92					
				348	A	Chicago St.	93 67					
				342	H	Seattle U	100 83					
				283	H	Utah Valley	83 54					
				337	A	Grand Canyon	71 75					
				275	A	CSU Bakersfield	68 45					
				348	H	Chicago St.	89 52					
				239	H	UMKC	74 78					
				223	A	UTRGV	56 60					
				168	A	New Mexico St.	69 76					
				296	A	UC Santa Barbara	76 64					
				166	H	UC Riverside	65 57					

Non-Div I Games: La Sierra 91 44 Notre Dame de Namur 80 47 Fresno Pacific 93 71 Westcliff 133 43
California Baptist

Loss, Non-Conf, S Site, H Home A Away N Neutral

Average RPI Win:	297	WON-LOST	WINNING	LAST 10	STRENGTH OF	OPP. STRENGTH	TEAM	ADJ.	CONF.	ADJ CONF.
Average RPI Loss:	169	RECORD	PCT. RANK	GAMES	SCHEDULE	OF SCHEDULE	RPI	RPI	RPI	RPI
DIV. I ONLY	12- 9	131	1- 0	322	314	237	237	28	28	
DIV. I NON-CONF.	6- 3	91	1- 0	330	314	220	220	29	29	
TOTALS	RPI 1-25	RPI 26-50	W-L RECORDS	RPI 51-100	RPI 101-150	RPI 150+				
12- 9	0- 0	0- 0	OVERALL	0- 2	0- 2	12- 5				
6- 5	0- 0	0- 0	HOME	0- 2	0- 0	6- 3				
5- 4	0- 0	0- 0	AWAY	0- 0	0- 2	5- 2				
1- 0	0- 0	0- 0	NEUTRAL	0- 0	0- 0	1- 0				
6- 3	0- 0	0- 0	NON-CONFERENCE	0- 1	0- 1	6- 1				
2- 2	0- 0	0- 0	HOME	0- 1	0- 0	2- 1				
3- 1	0- 0	0- 0	AWAY	0- 0	0- 1	3- 0				
1- 0	0- 0	0- 0	NEUTRAL	0- 0	0- 0	1- 0				
6- 6	0- 0	0- 0	CONFERENCE	0- 1	0- 1	6- 4				
4- 3	0- 0	0- 0	HOME	0- 1	0- 0	4- 2				
2- 3	0- 0	0- 0	AWAY	0- 0	0- 1	2- 2				
0- 0	0- 0	0- 0	NEUTRAL	0- 0	0- 0	0- 0				


























































RPI S	Opponent	Score	RPI S	Opponent	Score	RPI S	Opponent	Score	RPI S	Opponent	Score	Team's RPI: 237
						71	H Old Dominion	59 83	104	A Boston College	56 76	
						93	H Radford	52 56	128	A High Point	60 65	
									181	A Hampton	50 61	
									181	H Hampton	52 46	
									197	A UNC Asheville	52 60	
									197	H UNC Asheville	49 48	
									227	H Howard	64 69	
									247	H Gardner-Webb	38 52	
									269	A Norfolk St.	57 49	
									273	H Winthrop	46 59	
									292	H Col. of Charleston	66 65	
									313	H UNC Greensboro	53 49	
									314	N Omaha	65 52	
									319	A Charleston So.	60 58	
									325	A FIU	59 54	
									334	H Presbyterian	51 46	
									338	A Western Caro.	63 37	
									340	A Longwood	66 60	
									343	H USC Upstate	61 41	
LAST 12 Division I GAMES:												
325	A	FIU	59	54	128	A	High Point	60	65			
181	A	Hampton	50	61	181	H	Hampton	52	46			
197	H	UNC Asheville	49	48	273	H	Winthrop	46	59			
343	H	USC Upstate	61	41	197	A	UNC Asheville	52	60			
340	A	Longwood	66	60	319	A	Charleston So.	60	58			
93	H	Radford	52	56	247	H	Gardner-Webb	38	52			

Non-Div I Games: William Peace 65 36 Columbia (SC) 93 46

Campbell





Loss, Non-Conf, S Site, H Home A Away N Neutral

Average RPI Win:	289	WON-LOST	WINNING	LAST 10	STRENGTH OF	OPP. STRENGTH	TEAM	ADJ.	CONF.	ADJ CONF.
Average RPI Loss:	173	RECORD	PCT. RANK	GAMES	SCHEDULE	OF SCHEDULE	RPI	RPI	RPI	RPI
DIV. I ONLY	9- 15	243	0- 1	287	269	280	280	26	26	
DIV. I NON-CONF.	2- 9	297	0- 0	205	263	309	309	28	28	
TOTALS	RPI 1-25	RPI 26-50	W-L RECORDS	RPI 51-100	RPI 101-150	RPI 150+				
9- 15	0- 0	0- 1	OVERALL	0- 3	0- 3	9- 8				
5- 7	0- 0	0- 1	HOME	0- 2	0- 2	5- 2				
4- 8	0- 0	0- 0	AWAY	0- 1	0- 1	4- 6				
0- 0	0- 0	0- 0	NEUTRAL	0- 0	0- 0	0- 0				
2- 9	0- 0	0- 1	NON-CONFERENCE	0- 1	0- 2	2- 5				
1- 5	0- 0	0- 1	HOME	0- 1	0- 1	1- 2				
1- 4	0- 0	0- 0	AWAY	0- 0	0- 1	1- 3				
0- 0	0- 0	0- 0	NEUTRAL	0- 0	0- 0	0- 0				
7- 6	0- 0	0- 0	CONFERENCE	0- 2	0- 1	7- 3				
4- 2	0- 0	0- 0	HOME	0- 1	0- 1	4- 0				
3- 4	0- 0	0- 0	AWAY	0- 1	0- 0	3- 3				
0- 0	0- 0	0- 0	NEUTRAL	0- 0	0- 0	0- 0				

RPI S	Opponent	Score	RPI S	Opponent	Score	RPI S	Opponent	Score	RPI S	Opponent	Score	Team's RPI: 280
			31  Buffalo	66	 84	57  Miami (OH)	59	 62	126  Youngstown St.	36	 62	
						64  Quinnipiac	51	 68	142  Akron	53	 62	
						64  Quinnipiac	42	 55	145  Marist	66	 71	
									178  Rider	62	49	
									210  Bowling Green	53	 74	
									216  Monmouth	61	 67	
									223  UTRGV	53	 57	
									230  St. Bonaventure	94	 100	
									231  Albany (NY)	48	42	
									234  Niagara	52	 74	
									254  Colgate	53	 67	
									266  Vermont	67	46	
									299  Oakland	60	 71	
									301  Fairfield	65	 72	
									301  Fairfield	53	50	
									302  Manhattan	47	44	
									329  Saint Peter's	75	62	
									329  Saint Peter's	78	59	
									331  Iona	48	40	
									331  Iona	67	47	
LAST 12 Division I GAMES:												
234  Niagara	52	 74	216  Monmouth	61	 67							
64  Quinnipiac	51	 68	64  Quinnipiac	42	 55							
301  Fairfield	65	 72	301  Fairfield	53	50							
329  Saint Peter's	78	59	329  Saint Peter's	75	62							
331  Iona	67	47	331  Iona	48	40							
178  Rider	62	49	145  Marist	66	 71							

Non-Div I Games:

Canisius

 Loss,
  Non-Conf,
  S Site,
  H Home
  A Away
 N Neutral

Central Ark.

Through Games Of Feb. 13, 2019

Average RPI Win: 323	WON-LOST	WINNING	LAST 10	STRENGTH OF	OPP. STRENGTH	TEAM	ADJ.	CONF.	ADJ CONF.
Average RPI Loss: 153	RECORD	PCT. RANK	GAMES	SCHEDULE	OF SCHEDULE	RPI	RPI	RPI	RPI
DIV. I ONLY	6- 12	259	1- 0	274	292	281	281	25	25
DIV. I NON-CONF.	1- 5	311	0- 0	235	148	282	282	23	23
TOTALS	RPI 1-25	RPI 26-50	W-L RECORDS	RPI 51-100	RPI 101-150	RPI 150+			
6- 12	0- 1	0- 0	OVERALL	0- 3	0- 1	6- 7			
3- 4	0- 0	0- 0	HOME	0- 1	0- 1	3- 2			
3- 8	0- 1	0- 0	AWAY	0- 2	0- 0	3- 5			
0- 0	0- 0	0- 0	NEUTRAL	0- 0	0- 0	0- 0			
1- 5	0- 1	0- 0	NON-CONFERENCE	0- 1	0- 1	1- 2			
0- 1	0- 0	0- 0	HOME	0- 0	0- 1	0- 0			
1- 4	0- 1	0- 0	AWAY	0- 1	0- 0	1- 2			
0- 0	0- 0	0- 0	NEUTRAL	0- 0	0- 0	0- 0			
5- 7	0- 0	0- 0	CONFERENCE	0- 2	0- 0	5- 5			
3- 3	0- 0	0- 0	HOME	0- 1	0- 0	3- 2			
2- 4	0- 0	0- 0	AWAY	0- 1	0- 0	2- 3			
0- 0	0- 0	0- 0	NEUTRAL	0- 0	0- 0	0- 0			

RPI 1-25				RPI 26-50				RPI 51-100				RPI 101+ Team's RPI: 281			
RPI	S	Opponent	Score	RPI	S	Opponent	Score	RPI	S	Opponent	Score	RPI	S	Opponent	Score
21	A	Texas A&M	27 84					59	A	Kansas St.	54 70	110	H	South Alabama	50 58
								60	H	SFA	53 59	158	A	Oklahoma	52 65
								66	A	Lamar University	37 57	159	A	Abilene Christian	70 77
												179	H	Nicholls St.	60 64
												180	A	Sam Houston St.	62 66
												267	H	A&M-Corpus Christi	65 73
												286	A	Jackson St.	56 65
												287	A	Southeastern La.	53 62
												287	H	Southeastern La.	75 33
												315	H	Incarinate Word	74 43
												316	A	New Orleans	62 60
												330	H	Northwestern St.	74 52
												339	A	Houston Baptist	77 58
												350	A	Alcorn	57 46
LAST 12 Division I GAMES:															
339	A	Houston Baptist	77 58	179	H	Nicholls St.	60 64								
287	H	Southeastern La.	75 33	315	H	Incarinate Word	74 43								
330	H	Northwestern St.	74 52	66	A	Lamar University	37 57								
60	H	SFA	53 59	180	A	Sam Houston St.	62 66								
159	A	Abilene Christian	70 77	287	A	Southeastern La.	53 62								
316	A	New Orleans	62 60	267	H	A&M-Corpus Christi	65 73								

Non-Div I Games: Central Baptist 55 34 Crowley's Ridge 91 33 Williams Baptist 70 35 Hendrix 72 40
Central Ark.

Loss, Non-Conf, S Site, H Home A Away N Neutral

Average RPI Win:	287	WON-LOST	WINNING	LAST 10	STRENGTH OF	OPP. STRENGTH	TEAM	ADJ.	CONF.	ADJ CONF.
Average RPI Loss:	194	RECORD	PCT. RANK	GAMES	SCHEDULE	OF SCHEDULE	RPI	RPI	RPI	RPI
DIV. I ONLY	6- 15	284	0- 1	280	308	300	300	31	31	
DIV. I NON-CONF.	3- 7	256	0- 0	141	185	215	215	31	31	
TOTALS	RPI 1-25	RPI 26-50	W-L RECORDS	RPI 51-100	RPI 101-150	RPI 150+				
6- 15	0- 1	0- 1	OVERALL	0- 1	0- 1	6- 11				
4- 5	0- 0	0- 1	HOME	0- 0	0- 1	4- 3				
2- 10	0- 1	0- 0	AWAY	0- 1	0- 0	2- 8				
0- 0	0- 0	0- 0	NEUTRAL	0- 0	0- 0	0- 0				
3- 7	0- 1	0- 1	NON-CONFERENCE	0- 1	0- 1	3- 3				
1- 3	0- 0	0- 1	HOME	0- 0	0- 1	1- 1				
2- 4	0- 1	0- 0	AWAY	0- 1	0- 0	2- 2				
0- 0	0- 0	0- 0	NEUTRAL	0- 0	0- 0	0- 0				
3- 8	0- 0	0- 0	CONFERENCE	0- 0	0- 0	3- 8				
3- 2	0- 0	0- 0	HOME	0- 0	0- 0	3- 2				
0- 6	0- 0	0- 0	AWAY	0- 0	0- 0	0- 6				
0- 0	0- 0	0- 0	NEUTRAL	0- 0	0- 0	0- 0				

RPI 1-25				RPI 26-50				RPI 51-100				RPI 101+ Team's RPI: 300			
RPI	S	Opponent	Score	RPI	S	Opponent	Score	RPI	S	Opponent	Score	RPI	S	Opponent	Score
19	A	Rutgers	44 73	31	H	Buffalo	69 82	75	A	Yale	46 58	105	H	Hartford	52 54
												151	H	Lehigh	62 88
												202	A	Massachusetts	59 74
												215	A	Robert Morris	40 60
												215	H	Robert Morris	57 64
												217	A	Saint Francis (PA)	68 83
												217	H	Saint Francis (PA)	73 62
												224	A	Sacred Heart	61 66
												228	A	Brown	63 68
												231	A	Albany (NY)	60 53
												265	A	Mt. St. Mary's	53 84
												295	A	Morgan St.	60 36
												307	A	Bryant	60 72
												307	H	Bryant	66 65
												308	H	Wagner	63 75
												320	H	New Hampshire	56 47
												344	A	Fairleigh Dickinson	67 74
												351	H	LIU Brooklyn	63 57
LAST 12 Division I GAMES:															
215	A	Robert Morris	40 60	217	H	Saint Francis (PA)	73 62	215	H	Hartford	52 54				
217	A	Saint Francis (PA)	68 83	265	A	Mt. St. Mary's	53 84	344	A	Fairleigh Dickinson	67 74				
307	H	Bryant	66 65	308	H	Wagner	63 75	224	A	Sacred Heart	61 66				
351	H	LIU Brooklyn	63 57	105	H	Hartford	52 54								
307	A	Bryant	60 72												
215	H	Robert Morris	57 64												

Non-Div I Games:

Central Conn. St.

■ Loss,
 ■ Non-Conf,
 ■ S Site,
 ■ H Home
 ■ A Away
 N Neutral

Central Mich.

Through Games Of Feb. 13, 2019

Average RPI Win:	136	WON-LOST	WINNING	LAST 10	STRENGTH OF	OPP. STRENGTH	TEAM	ADJ.	CONF.	ADJ CONF.
Average RPI Loss:	54	RECORD	PCT. RANK	GAMES	SCHEDULE	OF SCHEDULE	RPI	RPI	RPI	RPI
DIV. I ONLY	17- 6	51	1- 0	31	66	27	27	7	7	
DIV. I NON-CONF.	9- 3	61	0- 0	85	6	39	39	8	8	
TOTALS	RPI 1-25	RPI 26-50	W-L RECORDS	RPI 51-100	RPI 101-150	RPI 150+				
17- 6	2- 1	2- 2	OVERALL	4- 2	3- 1	6- 0				
7- 4	1- 1	1- 2	HOME	0- 1	2- 0	3- 0				
9- 1	1- 0	1- 0	AWAY	4- 1	0- 0	3- 0				
1- 1	0- 0	0- 0	NEUTRAL	0- 0	1- 1	0- 0				
9- 3	2- 1	0- 1	NON-CONFERENCE	2- 0	2- 1	3- 0				
3- 2	1- 1	0- 1	HOME	0- 0	1- 0	1- 0				
5- 0	1- 0	0- 0	AWAY	2- 0	0- 0	2- 0				
1- 1	0- 0	0- 0	NEUTRAL	0- 0	1- 1	0- 0				
8- 3	0- 0	2- 1	CONFERENCE	2- 2	1- 0	3- 0				
4- 2	0- 0	1- 1	HOME	0- 1	1- 0	2- 0				
4- 1	0- 0	1- 0	AWAY	2- 1	0- 0	1- 0				
0- 0	0- 0	0- 0	NEUTRAL	0- 0	0- 0	0- 0				

RPI 1-25				RPI 26-50				Team's RPI: 27	RPI 51-100				RPI 101+			
RPI	S	Opponent	Score	RPI	S	Opponent	Score		RPI	S	Opponent	Score	RPI	S	Opponent	Score
3	H	Louisville	68 72	28	H	South Dakota St.	71 80		57	H	Miami (OH)	67 70	127	H	Western Ky.	108 90
16	H	UCF	75 68	31	H	Buffalo	76 65		64	A	Quinnipiac	67 52	129	N	Tulane	57 68
23	A	Miami (FL)	90 80	33	A	Ohio	88 70		74	A	Toledo	59 62	141	N	Chattanooga	73 50
				33	H	Ohio	75 78		80	A	Kent St.	82 75	142	H	Akron	94 71
									94	A	Virginia	74 61	176	A	Vanderbilt	66 57
									96	A	Northern Ill.	89 66	186	H	Ball St.	81 63
													194	H	Eastern Mich.	71 61
													279	A	Western Mich.	87 53
													299	H	Oakland	104 61
													331	A	Iona	82 39
LAST 12 Division I GAMES:																
186	H	Ball St.	81 63	80	A	Kent St.	82 75									
279	A	Western Mich.	87 53	57	H	Miami (OH)	67 70									
33	H	Ohio	75 78	96	A	Northern Ill.	89 66									
31	H	Buffalo	76 65	33	A	Ohio	88 70									
194	H	Eastern Mich.	71 61	142	H	Akron	94 71									
74	A	Toledo	59 62	23	A	Miami (FL)	90 80									

Non-Div I Games:

Central Mich.

■ Loss,
■ Non-Conf, S Site,
■ Home
■ Away
N Neutral

Charleston So.

Through Games Of Feb. 13, 2019

Average RPI Win:	311	WON-LOST	WINNING	LAST 10	STRENGTH OF	OPP. STRENGTH	TEAM	ADJ.	CONF.	ADJ CONF.
Average RPI Loss:	200	RECORD	PCT. RANK	GAMES	SCHEDULE	OF SCHEDULE	RPI	RPI	RPI	RPI
DIV. I ONLY	5- 15	301	0- 1	293	334	319	319	28	28	
DIV. I NON-CONF.	0- 8	336	0- 0	282	324	348	348	29	29	
TOTALS	RPI 1-25	RPI 26-50	W-L RECORDS	RPI 51-100	RPI 101-150	RPI 150+				
5- 15	0- 0	0- 0	OVERALL	0- 1	0- 4	5- 10				
2- 7	0- 0	0- 0	HOME	0- 1	0- 2	2- 4				
3- 8	0- 0	0- 0	AWAY	0- 0	0- 2	3- 6				
0- 0	0- 0	0- 0	NEUTRAL	0- 0	0- 0	0- 0				
0- 8	0- 0	0- 0	NON-CONFERENCE	0- 0	0- 2	0- 6				
0- 3	0- 0	0- 0	HOME	0- 0	0- 1	0- 2				
0- 5	0- 0	0- 0	AWAY	0- 0	0- 1	0- 4				
0- 0	0- 0	0- 0	NEUTRAL	0- 0	0- 0	0- 0				
5- 7	0- 0	0- 0	CONFERENCE	0- 1	0- 2	5- 4				
2- 4	0- 0	0- 0	HOME	0- 1	0- 1	2- 2				
3- 3	0- 0	0- 0	AWAY	0- 0	0- 1	3- 2				
0- 0	0- 0	0- 0	NEUTRAL	0- 0	0- 0	0- 0				

RPI S	Opponent	Score	RPI S	Opponent	Score	RPI S	Opponent	Score	RPI S	Opponent	Score	Team's RPI: 319
						93	H Radford	41 67	106	A Georgia	75 83	
									128	A High Point	64 71	
									128	H High Point	62 69	
									132	H Tennessee Tech	55 77	
									153	H Davidson	34 72	
									181	H Hampton	66 74	
									197	H UNC Asheville	70 59	
									211	A Florida	60 70	
									237	H Campbell	58 60	
									245	H Jacksonville	58 68	
									247	A Gardner-Webb	65 75	
									273	A Winthrop	52 57	
									274	A North Florida	76 82	
									292	A Col. of Charleston	52 79	
									305	A South Carolina St.	58 67	
									334	A Presbyterian	63 55	
									340	A Longwood	81 74	
									343	A USC Upstate	78 75	
									343	H USC Upstate	74 62	
LAST 12 Division I GAMES:												
128	H	High Point	62	69	343	A	USC Upstate	78	75			
343	H	USC Upstate	74	62	93	H	Radford	41	67			
197	H	UNC Asheville	70	59	340	A	Longwood	81	74			
334	A	Presbyterian	63	55	237	H	Campbell	58	60			
247	A	Gardner-Webb	65	75	273	A	Winthrop	52	57			
128	A	High Point	64	71	181	H	Hampton	66	74			

Non-Div I Games: Converse 101 50 Columbia (SC) 89 57 Erskine 74 50

Charleston So.

Loss, Non-Conf, S Site, H Home A Away N Neutral

Average RPI Win:	219	WON-LOST	WINNING	LAST 10	STRENGTH OF	OPP. STRENGTH	TEAM	ADJ.	CONF.	ADJ CONF.
Average RPI Loss:	131	RECORD	PCT. RANK	GAMES	SCHEDULE	OF SCHEDULE	RPI	RPI	RPI	RPI
DIV. I ONLY	13- 11	150	1- 0	130	213	150	150	15	15	
DIV. I NON-CONF.	8- 4	91	1- 0	87	274	77	77	18	18	
TOTALS	RPI 1-25	RPI 26-50	W-L RECORDS	RPI 51-100	RPI 101-150	RPI 150+				
13- 11	0- 0	0- 1	OVERALL	1- 2	1- 3	11- 5				
11- 2	0- 0	0- 0	HOME	1- 1	1- 1	9- 0				
1- 9	0- 0	0- 1	AWAY	0- 1	0- 2	1- 5				
1- 0	0- 0	0- 0	NEUTRAL	0- 0	0- 0	1- 0				
8- 4	0- 0	0- 0	NON-CONFERENCE	1- 1	0- 2	7- 1				
6- 1	0- 0	0- 0	HOME	1- 0	0- 1	5- 0				
1- 3	0- 0	0- 0	AWAY	0- 1	0- 1	1- 1				
1- 0	0- 0	0- 0	NEUTRAL	0- 0	0- 0	1- 0				
5- 7	0- 0	0- 1	CONFERENCE	0- 1	1- 1	4- 4				
5- 1	0- 0	0- 0	HOME	0- 1	1- 0	4- 0				
0- 6	0- 0	0- 1	AWAY	0- 0	0- 1	0- 4				
0- 0	0- 0	0- 0	NEUTRAL	0- 0	0- 0	0- 0				

RPI S	Opponent	Score	RPI S	Opponent	Score	RPI S	Opponent	Score	RPI S	Opponent	Score	Team's RPI: 150
			30 A	Rice	51 61	51 H	Middle Tenn.	55 62	117 H	Wake Forest	43 69	
						76 H	Wright St.	88 85	121 A	Fordham	64 71	
						94 A	Virginia	61 65	125 H	UAB	60 56	
									127 A	Western Ky.	58 76	
									151 A	Lehigh	62 60	
									152 A	Louisiana Tech	51 88	
									153 H	Davidson	78 66	
									157 A	Mercer	40 57	
									171 A	North Texas	63 68	
									192 A	Southern Miss.	54 65	
									197 H	UNC Asheville	70 53	
									204 H	East Carolina	52 46	
									225 A	Marshall	62 63	
									238 H	Bethune-Cookman	73 69	
									243 N	Liberty	63 61	
									264 H	UTEP	62 39	
									284 H	Wofford	85 63	
									294 H	Fla. Atlantic	68 47	
									297 H	UTSA	66 54	
									325 H	FIU	69 54	
LAST 12 Division I GAMES:												
151 A	Lehigh	62 60	297 H	UTSA	66 54							
125 H	UAB	60 56	152 A	Louisiana Tech	51 88							
51 H	Middle Tenn.	55 62	192 A	Southern Miss.	54 65							
171 A	North Texas	63 68	294 H	Fla. Atlantic	68 47							
30 A	Rice	51 61	325 H	FIU	69 54							
264 H	UTEP	62 39	225 A	Marshall	62 63							

Non-Div I Games:

Charlotte

Chattanooga

Through Games Of Feb. 13, 2019

Average RPI Win:	235	WON-LOST	WINNING	LAST 10	STRENGTH OF	OPP. STRENGTH	TEAM	ADJ.	CONF.	ADJ CONF.
Average RPI Loss:	76	RECORD	PCT. RANK	GAMES	SCHEDULE	OF SCHEDULE	RPI	RPI	RPI	RPI
DIV. I ONLY	10- 12	196	1- 0	46	145	141	141	27	27	
DIV. I NON-CONF.	4- 10	264	1- 0	3	61	87	87	24	24	
TOTALS	RPI 1-25	RPI 26-50	W-L RECORDS	RPI 51-100	RPI 101-150	RPI 150+				
10- 12	0- 3	0- 2	OVERALL	1- 4	0- 1	9- 2				
6- 5	0- 2	0- 1	HOME	0- 1	0- 1	6- 0				
2- 5	0- 1	0- 0	AWAY	0- 2	0- 0	2- 2				
2- 2	0- 0	0- 1	NEUTRAL	1- 1	0- 0	1- 0				
4- 10	0- 3	0- 2	NON-CONFERENCE	1- 4	0- 1	3- 0				
1- 5	0- 2	0- 1	HOME	0- 1	0- 1	1- 0				
1- 3	0- 1	0- 0	AWAY	0- 2	0- 0	1- 0				
2- 2	0- 0	0- 1	NEUTRAL	1- 1	0- 0	1- 0				
6- 2	0- 0	0- 0	CONFERENCE	0- 0	0- 0	6- 2				
5- 0	0- 0	0- 0	HOME	0- 0	0- 0	5- 0				
1- 2	0- 0	0- 0	AWAY	0- 0	0- 0	1- 2				
0- 0	0- 0	0- 0	NEUTRAL	0- 0	0- 0	0- 0				

RPI 1-25				RPI 26-50				RPI 51-100				RPI 101+ Team's RPI: 141			
RPI	S	Opponent	Score	RPI	S	Opponent	Score	RPI	S	Opponent	Score	RPI	S	Opponent	Score
3	H	Louisville	49 75	27	N	Central Mich.	50 73	51	N	Middle Tenn.	47 58	135	H	UT Martin	79 81
9	H	NC State	58 78	28	H	South Dakota St.	54 71	68	H	Belmont	51 67	157	A	Mercer	58 65
16	A	UCF	37 75					70	A	Virginia Tech	59 74	181	A	Hampton	58 50
								72	N	Maine	66 61	183	N	Saint Louis	71 61
								100	A	Northern Colo.	65 68	221	H	Furman	73 53
												243	H	Liberty	75 60
												244	A	ETSU	54 64
												244	H	ETSU	76 67
												270	A	Samford	73 63
												284	H	Wofford	89 82
												313	H	UNC Greensboro	64 54
												338	H	Western Caro.	72 58
LAST 12 Division I GAMES:															
		72 N Maine	66 61			221 H Furman	73 53								
		244 A ETSU	54 64			284 H Wofford	89 82								
		313 H UNC Greensboro	64 54			244 H ETSU	76 67								
		338 H Western Caro.	72 58			51 N Middle Tenn.	47 58								
		270 A Samford	73 63			9 H NC State	58 78								
		157 A Mercer	58 65			68 H Belmont	51 67								

Non-Div I Games: Lee

61 55

Chattanooga

■ Loss,
 ■ Non-Conf, S Site,
 ■ Home
 ■ Away
 N Neutral

Average RPI Win:	337	WON-LOST	WINNING	LAST 10	STRENGTH OF	OPP. STRENGTH	TEAM	ADJ.	CONF.	ADJ CONF.
Average RPI Loss:	220	RECORD	PCT. RANK	GAMES	SCHEDULE	OF SCHEDULE	RPI	RPI	RPI	RPI
DIV. I ONLY	1- 21	348	0- 1	282	333	348	348	30	30	
DIV. I NON-CONF.	0- 13	336	0- 0	213	316	344	344	30	30	
TOTALS	RPI 1-25	RPI 26-50	W-L RECORDS	RPI 51-100	RPI 101-150	RPI 150+				
1- 21	0- 0	0- 0	OVERALL	0- 2	0- 2	1- 17				
1- 10	0- 0	0- 0	HOME	0- 0	0- 1	1- 9				
0- 10	0- 0	0- 0	AWAY	0- 2	0- 1	0- 7				
0- 1	0- 0	0- 0	NEUTRAL	0- 0	0- 0	0- 1				
0- 13	0- 0	0- 0	NON-CONFERENCE	0- 2	0- 2	0- 9				
0- 5	0- 0	0- 0	HOME	0- 0	0- 1	0- 4				
0- 7	0- 0	0- 0	AWAY	0- 2	0- 1	0- 4				
0- 1	0- 0	0- 0	NEUTRAL	0- 0	0- 0	0- 1				
1- 8	0- 0	0- 0	CONFERENCE	0- 0	0- 0	1- 8				
1- 5	0- 0	0- 0	HOME	0- 0	0- 0	1- 5				
0- 3	0- 0	0- 0	AWAY	0- 0	0- 0	0- 3				
0- 0	0- 0	0- 0	NEUTRAL	0- 0	0- 0	0- 0				

RPI S	Opponent	Score	RPI S	Opponent	Score	RPI S	Opponent	Score	RPI S	Opponent	Score	Team's RPI: 348
						90	A Northwestern	35 97	120	A Morehead St.	68 104	
						96	A Northern Ill.	52 114	125	H UAB	45 90	
									155	A Bradley	59 89	
									168	H New Mexico St.	66 87	
									170	A Xavier	57 91	
									189	A Wisconsin	38 85	
									223	H UTRGV	55 71	
									228	H Brown	65 90	
									239	H UMKC	58 111	
									249	A Loyola Chicago	40 76	
									256	H SIUE	66 82	
									259	N St. Francis Brooklyn	73 110	
									262	A California Baptist	52 89	
									262	H California Baptist	67 93	
									275	H CSU Bakersfield	56 67	
									283	A Utah Valley	61 76	
									293	H Valparaiso	70 76	
									335	H Evansville	58 67	
									337	H Grand Canyon	50 48	
									342	A Seattle U	54 90	
LAST 12 Division I GAMES:												
262	H	California Baptist	67	93	337	H	Grand Canyon	50	48			
168	H	New Mexico St.	66	87	262	A	California Baptist	52	89			
223	H	UTRGV	55	71	239	H	UMKC	58	111			
283	A	Utah Valley	61	76	228	H	Brown	65	90			
342	A	Seattle U	54	90	155	A	Bradley	59	89			
275	H	CSU Bakersfield	56	67	96	A	Northern Ill.	52	114			

Non-Div I Games:

Chicago St.

Average RPI Win:	193	WON-LOST	WINNING	LAST 10	STRENGTH OF	OPP. STRENGTH	TEAM	ADJ.	CONF.	ADJ CONF.
Average RPI Loss:	72	RECORD	PCT. RANK	GAMES	SCHEDULE	OF SCHEDULE	RPI	RPI	RPI	RPI
DIV. I ONLY	16- 8	82	1- 0	115	90	82	82	9	9	
DIV. I NON-CONF.	8- 5	119	0- 0	177	132	134	134	9	9	
TOTALS	RPI 1-25	RPI 26-50	W-L RECORDS	RPI 51-100	RPI 101-150	RPI 150+				
16- 8	0- 3	0- 0	OVERALL	1- 2	4- 2	11- 1				
12- 2	0- 1	0- 0	HOME	1- 1	2- 0	9- 0				
4- 6	0- 2	0- 0	AWAY	0- 1	2- 2	2- 1				
0- 0	0- 0	0- 0	NEUTRAL	0- 0	0- 0	0- 0				
8- 5	0- 0	0- 0	NON-CONFERENCE	1- 2	1- 2	6- 1				
7- 1	0- 0	0- 0	HOME	1- 1	1- 0	5- 0				
1- 4	0- 0	0- 0	AWAY	0- 1	0- 2	1- 1				
0- 0	0- 0	0- 0	NEUTRAL	0- 0	0- 0	0- 0				
8- 3	0- 3	0- 0	CONFERENCE	0- 0	3- 0	5- 0				
5- 1	0- 1	0- 0	HOME	0- 0	1- 0	4- 0				
3- 2	0- 2	0- 0	AWAY	0- 0	2- 0	1- 0				
0- 0	0- 0	0- 0	NEUTRAL	0- 0	0- 0	0- 0				

RPI	S	Opponent	Score	RPI	S	Opponent	Score	RPI	S	Opponent	Score	RPI	S	Opponent	Score
6	A	UConn	38 82					57	A	Miami (OH)	65 78	101	H	Houston	68 57
6	H	UConn	55 65					71	H	Old Dominion	72 76	103	H	VCU	66 54
16	A	UCF	55 56					75	H	Yale	66 52	107	A	Ohio St.	56 69
												130	A	Pittsburgh	48 65
												146	A	South Fla.	57 56
												147	A	Tulsa	70 50
												169	H	Temple	72 52
												170	H	Xavier	79 61
												183	A	Saint Louis	51 50
												186	A	Ball St.	63 75
												206	H	SMU	69 57
												227	H	Howard	85 51
												232	A	Memphis	89 69
												232	H	Memphis	80 56
												244	H	ETSU	77 64
												248	H	Wichita St.	82 54
												288	H	Austin Peay	69 48
												324	H	Lipscomb	71 55
LAST 12 Division I GAMES:															
232	A	Memphis	89 69	147	A	Tulsa	70 50								
248	H	Wichita St.	82 54	169	H	Temple	72 52								
6	H	UConn	55 65	16	A	UCF	55 56								
146	A	South Fla.	57 56	6	A	UConn	38 82								
232	H	Memphis	80 56	206	H	SMU	69 57								
101	H	Houston	68 57	227	H	Howard	85 51								

Non-Div I Games:

Cincinnati

■ Loss,
■ Non-Conf, S Site,
■ Home
■ Away
N Neutral

Average RPI Win:	145	WON-LOST	WINNING	LAST 10	STRENGTH OF	OPP. STRENGTH	TEAM	ADJ.	CONF.	ADJ CONF.
Average RPI Loss:	46	RECORD	PCT. RANK	GAMES	SCHEDULE	OF SCHEDULE	RPI	RPI	RPI	RPI
DIV. I ONLY	15- 9	104	1- 0	34	13	58	58	1	1	
DIV. I NON-CONF.	9- 4	85	1- 0	153	121	109	109	1	1	
TOTALS	RPI 1-25	RPI 26-50	W-L RECORDS	RPI 51-100	RPI 101-150	RPI 150+				
15- 9	2- 6	1- 0	OVERALL	2- 1	4- 1	6- 1				
10- 5	0- 4	1- 0	HOME	2- 0	2- 0	5- 1				
4- 3	2- 2	0- 0	AWAY	0- 0	2- 1	0- 0				
1- 1	0- 0	0- 0	NEUTRAL	0- 1	0- 0	1- 0				
9- 4	0- 1	0- 0	NON-CONFERENCE	1- 1	2- 1	6- 1				
8- 1	0- 0	0- 0	HOME	1- 0	2- 0	5- 1				
0- 2	0- 1	0- 0	AWAY	0- 0	0- 1	0- 0				
1- 1	0- 0	0- 0	NEUTRAL	0- 1	0- 0	1- 0				
6- 5	2- 5	1- 0	CONFERENCE	1- 0	2- 0	0- 0				
2- 4	0- 4	1- 0	HOME	1- 0	0- 0	0- 0				
4- 1	2- 1	0- 0	AWAY	0- 0	2- 0	0- 0				
0- 0	0- 0	0- 0	NEUTRAL	0- 0	0- 0	0- 0				

RPI S	Opponent	Score	RPI S	Opponent	Score	RPI S	Opponent	Score	RPI S	Opponent	Score
1	H Notre Dame	63 101	44	H Georgia Tech	71 61	61	N Tennessee	66 78	117	A Wake Forest	69 53
3	H Louisville	44 76				68	H Belmont	65 62	128	H High Point	83 64
9	A NC State	51 54				94	H Virginia	71 65	130	A Pittsburgh	65 59
12	H Syracuse	75 84							133	A Alabama	56 76
14	A South Carolina	57 69							143	H Appalachian St.	87 48
15	A Florida St.	57 45							153	H Davidson	80 90
23	A Miami (FL)	76 67							158	N Oklahoma	74 62
24	H North Carolina	64 70							188	H Illinois	69 67
									225	H Marshall	68 54
									229	H Rhode Island	80 67
									284	H Wofford	85 77
									324	H Lipscomb	68 26
LAST 12 Division I GAMES:											
158	N Oklahoma	74 62	130	A Pittsburgh	65 59						
24	H North Carolina	64 70	44	H Georgia Tech	71 61						
117	A Wake Forest	69 53	15	A Florida St.	57 45						
3	H Louisville	44 76	23	A Miami (FL)	76 67						
1	H Notre Dame	63 101	94	H Virginia	71 65						
9	A NC State	51 54	12	H Syracuse	75 84						

Non-Div I Games:

Clemson

■ Loss,
 ■ Non-Conf, S Site,
 ■ Home
 ■ Away
 N Neutral

Average RPI Win:	300	WON-LOST	WINNING	LAST 10	STRENGTH OF	OPP. STRENGTH	TEAM	ADJ.	CONF.	ADJ CONF.
Average RPI Loss:	140	RECORD	PCT. RANK	GAMES	SCHEDULE	OF SCHEDULE	RPI	RPI	RPI	RPI
DIV. I ONLY	8- 14	248	0- 1	269	226	271	271	20	20	
DIV. I NON-CONF.	1- 8	322	0- 0	98	247	289	289	17	17	
TOTALS	RPI 1-25	RPI 26-50	W-L RECORDS	RPI 51-100	RPI 101-150	RPI 150+				
8- 14	0- 0	0- 1	OVERALL	0- 3	0- 4	8- 6				
5- 4	0- 0	0- 0	HOME	0- 2	0- 1	5- 1				
3- 9	0- 0	0- 1	AWAY	0- 1	0- 2	3- 5				
0- 1	0- 0	0- 0	NEUTRAL	0- 0	0- 1	0- 0				
1- 8	0- 0	0- 1	NON-CONFERENCE	0- 1	0- 1	1- 5				
1- 2	0- 0	0- 0	HOME	0- 1	0- 0	1- 1				
0- 5	0- 0	0- 1	AWAY	0- 0	0- 0	0- 4				
0- 1	0- 0	0- 0	NEUTRAL	0- 0	0- 1	0- 0				
7- 6	0- 0	0- 0	CONFERENCE	0- 2	0- 3	7- 1				
4- 2	0- 0	0- 0	HOME	0- 1	0- 1	4- 0				
3- 4	0- 0	0- 0	AWAY	0- 1	0- 2	3- 1				
0- 0	0- 0	0- 0	NEUTRAL	0- 0	0- 0	0- 0				

RPI S	Opponent	Score	RPI S	Opponent	Score	RPI S	Opponent	Score	RPI S	Opponent	Score	Team's RPI: 271
33	A Ohio	54 72	67	A Green Bay	53 62	123	A IUPUI	36 64				
			74	H Toledo	60 65	123	H IUPUI	50 75				
			76	H Wright St.	65 70	126	A Youngstown St.	55 73				
						129	N Tulane	72 81				
						155	H Bradley	65 67				
						186	A Ball St.	62 67				
						190	H Illinois St.	67 63				
						193	A Milwaukee	53 59				
						194	A Eastern Mich.	63 69				
						225	A Marshall	64 86				
						255	A San Diego	82 83				
						278	H Northern Ky.	76 47				
						299	A Oakland	64 62				
						299	H Oakland	98 90				
						332	A UIC	74 48				
						332	H UIC	71 53				
						336	A Detroit Mercy	67 49				
						336	H Detroit Mercy	67 51				
LAST 12 Division I GAMES:												
123	A IUPUI	36 64	278	H Northern Ky.	76 47							
332	A UIC	74 48	193	A Milwaukee	53 59							
299	H Oakland	98 90	67	A Green Bay	53 62							
336	H Detroit Mercy	67 51	332	H UIC	71 53							
126	A Youngstown St.	55 73	123	H IUPUI	50 75							
76	H Wright St.	65 70	336	A Detroit Mercy	67 49							

Non-Div I Games: Lake Erie 79 49 Salem (WV) 113 81

Cleveland St.

■ Loss,
 ■ Non-Conf, S Site,
 ■ Home
 ■ Away
 N Neutral

Average RPI Win:	264	WON-LOST	WINNING	LAST 10	STRENGTH OF	OPP. STRENGTH	TEAM	ADJ.	CONF.	ADJ CONF.
Average RPI Loss:	100	RECORD	PCT. RANK	GAMES	SCHEDULE	OF SCHEDULE	RPI	RPI	RPI	RPI
DIV. I ONLY	10- 10	163	1- 0	187	212	187	187	12	12	
DIV. I NON-CONF.	6- 3	91	0- 0	283	310	171	171	14	14	
TOTALS	RPI 1-25	RPI 26-50	W-L RECORDS	RPI 51-100	RPI 101-150	RPI 150+				
10- 10	0- 0	0- 2	OVERALL	0- 4	0- 2	10- 2				
6- 4	0- 0	0- 0	HOME	0- 3	0- 1	6- 0				
4- 4	0- 0	0- 0	AWAY	0- 1	0- 1	4- 2				
0- 2	0- 0	0- 2	NEUTRAL	0- 0	0- 0	0- 0				
6- 3	0- 0	0- 2	NON-CONFERENCE	0- 0	0- 0	6- 1				
4- 0	0- 0	0- 0	HOME	0- 0	0- 0	4- 0				
2- 1	0- 0	0- 0	AWAY	0- 0	0- 0	2- 1				
0- 2	0- 0	0- 2	NEUTRAL	0- 0	0- 0	0- 0				
4- 7	0- 0	0- 0	CONFERENCE	0- 4	0- 2	4- 1				
2- 4	0- 0	0- 0	HOME	0- 3	0- 1	2- 0				
2- 3	0- 0	0- 0	AWAY	0- 1	0- 1	2- 1				
0- 0	0- 0	0- 0	NEUTRAL	0- 0	0- 0	0- 0				

RPI 1-25				RPI 26-50				RPI 51-100				RPI 101+ Team's RPI: 187			
RPI	S	Opponent	Score	RPI	S	Opponent	Score	RPI	S	Opponent	Score	RPI	S	Opponent	Score
				30	N	Rice	52 56	62	H	Little Rock	47 60	110	H	South Alabama	78 88
				48	N	Auburn	78 84	80	H	Troy	81 82	143	A	Appalachian St.	53 67
								89	A	UT Arlington	53 79	166	A	UC Riverside	43 62
								89	H	UT Arlington	64 67	173	H	Arkansas St.	88 72
												182	A	Texas St.	58 73
												182	H	Texas St.	77 70
												210	H	Bowling Green	81 80
												232	H	Memphis	90 71
												251	A	Louisiana	76 58
												298	A	La.-Monroe	79 54
												305	H	South Carolina St.	57 44
												313	A	UNC Greensboro	78 71
												338	H	Western Caro.	77 59
												341	A	N.C. Central	89 66
LAST 12 Division I GAMES:															
				182	H	Texas St.	77 70	143	A	Appalachian St.	53 67				
				89	H	UT Arlington	64 67	89	A	UT Arlington	53 79				
				251	A	Louisiana	76 58	182	A	Texas St.	58 73				
				298	A	La.-Monroe	79 54	110	H	South Alabama	78 88				
				173	H	Arkansas St.	88 72	80	H	Troy	81 82				
				62	H	Little Rock	47 60	313	A	UNC Greensboro	78 71				

Non-Div I Games: N.C. Wesleyan 126 65 Meredith 128 39

Coastal Caro.

Average RPI Win: 255	WON-LOST	WINNING	LAST 10	STRENGTH OF	OPP. STRENGTH	TEAM	ADJ.	CONF.	ADJ CONF.
Average RPI Loss: 177	RECORD	PCT. RANK	GAMES	SCHEDULE	OF SCHEDULE	RPI	RPI	RPI	RPI
DIV. I ONLY	6- 15	284	0- 1	231	274	292	292	10	10
DIV. I NON-CONF.	3- 7	256	0- 0	311	351	336	336	10	10
TOTALS	RPI 1-25	RPI 26-50	W-L RECORDS	RPI 51-100	RPI 101-150	RPI 150+			
6- 15	0- 0	0- 1	OVERALL	0- 2	0- 4	6- 8			
4- 7	0- 0	0- 1	HOME	0- 1	0- 1	4- 4			
2- 8	0- 0	0- 0	AWAY	0- 1	0- 3	2- 4			
0- 0	0- 0	0- 0	NEUTRAL	0- 0	0- 0	0- 0			
3- 7	0- 0	0- 0	NON-CONFERENCE	0- 0	0- 1	3- 6			
2- 3	0- 0	0- 0	HOME	0- 0	0- 0	2- 3			
1- 4	0- 0	0- 0	AWAY	0- 0	0- 1	1- 3			
0- 0	0- 0	0- 0	NEUTRAL	0- 0	0- 0	0- 0			
3- 8	0- 0	0- 1	CONFERENCE	0- 2	0- 3	3- 2			
2- 4	0- 0	0- 1	HOME	0- 1	0- 1	2- 1			
1- 4	0- 0	0- 0	AWAY	0- 1	0- 2	1- 1			
0- 0	0- 0	0- 0	NEUTRAL	0- 0	0- 0	0- 0			























































RPI S	Opponent	Score	RPI S	Opponent	Score	RPI S	Opponent	Score	RPI S	Opponent	Score	Team's RPI: 292
35	H James Madison	50 91	78	A Drexel	53 76	107	A UNCW	49 71	116	H Towson	61 77	
			83	H Northeastern	56 87	143	A Appalachian St.	66 80	149	A Delaware	50 74	
						165	A William & Mary	66 54	165	H William & Mary	79 77	
						191	A Elon	68 76	191	H Elon	52 72	
						214	A George Mason	52 66	221	H Furman	67 70	
						237	A Campbell	65 66	252	H Hofstra	70 62	
						273	H Winthrop	64 71	284	A Wofford	58 78	
						305	H South Carolina St.	75 51	319	H Charleston So.	79 52	
						324	A Lipscomb	65 63	334	H Presbyterian	65 71	
LAST 12 Division I GAMES:												
191	H Elon	52 72	35	H James Madison	50 91	116	H Towson	61 77				
165	H William & Mary	79 77	165	A William & Mary	66 54	191	A Elon	68 76				
252	H Hofstra	70 62	83	H Northeastern	56 87	107	A UNCW	49 71				
83	H Northeastern	56 87	149	A Delaware	50 74	214	A George Mason	52 66				
149	A Delaware	50 74	78	A Drexel	53 76							

Non-Div I Games: North Greenville 95 62

Col. of Charleston






■ Loss,
 ■ Non-Conf, S Site,
 ■ Home
 ■ Away
 N Neutral

Average RPI Win: 274	WON-LOST	WINNING	LAST 10	STRENGTH OF	OPP. STRENGTH	TEAM	ADJ.	CONF.	ADJ CONF.
Average RPI Loss: 166	RECORD	PCT. RANK	GAMES	SCHEDULE	OF SCHEDULE	RPI	RPI	RPI	RPI
DIV. I ONLY	9- 13	228	0- 1	267	272	254	254	18	18
DIV. I NON-CONF.	4- 6	212	0- 0	324	338	297	297	22	22
TOTALS	RPI 1-25	RPI 26-50	W-L RECORDS	RPI 51-100	RPI 101-150	RPI 150+			
9- 13	0- 0	0- 1	OVERALL	0- 3	1- 2	8- 7			
5- 5	0- 0	0- 1	HOME	0- 1	0- 1	5- 2			
4- 8	0- 0	0- 0	AWAY	0- 2	1- 1	3- 5			
0- 0	0- 0	0- 0	NEUTRAL	0- 0	0- 0	0- 0			
4- 6	0- 0	0- 0	NON-CONFERENCE	0- 1	0- 1	4- 4			
3- 1	0- 0	0- 0	HOME	0- 0	0- 0	3- 1			
1- 5	0- 0	0- 0	AWAY	0- 1	0- 1	1- 3			
0- 0	0- 0	0- 0	NEUTRAL	0- 0	0- 0	0- 0			
5- 7	0- 0	0- 1	CONFERENCE	0- 2	1- 1	4- 3			
2- 4	0- 0	0- 1	HOME	0- 1	0- 1	2- 1			
3- 3	0- 0	0- 0	AWAY	0- 1	1- 0	2- 2			
0- 0	0- 0	0- 0	NEUTRAL	0- 0	0- 0	0- 0			

RPI S	Opponent	Score	RPI S	Opponent	Score	RPI S	Opponent	Score	RPI S	Opponent	Score	Team's RPI: 254
			42  Bucknell	62  90		75  Yale	61  80		114  Dayton	58  67		
						97  American	57  76		136  Boston U.	81 72		
						97  American	66  71		136  Boston U.	53  61		
									151  Lehigh	58  86		
									205  Holy Cross	70 67		
									207  Navy	52  67		
									207  Navy	49  62		
									214  George Mason	61  64		
									234  Niagara	69  74		
									260  Columbia	84 71		
									277  Siena	53  55		
									280  Canisius	67 53		
									291  Army West Point	70 58		
									303  Loyola Maryland	73 64		
									311  NJIT	53  71		
									321  Lafayette	60 49		
									323  UMass Lowell	61 52		
									344  Fairleigh Dickinson	71 52		
LAST 12 Division I GAMES:												
136  Boston U.	53  61	42  Bucknell	62  90									
207  Navy	52  67	136  Boston U.	81 72									
97  American	66  71	207  Navy	49  62									
291  Army West Point	70 58	321  Lafayette	60 49									
303  Loyola Maryland	73 64	97  American	57  76									
151  Lehigh	58  86	205  Holy Cross	70 67									

Non-Div I Games:

Colgate

 Loss,
  Non-Conf,
  S Site,
  Home
  Away
 N Neutral

Colorado

Through Games Of Feb. 13, 2019

Average RPI Win:	182	WON-LOST	WINNING	LAST 10	STRENGTH OF	OPP. STRENGTH	TEAM	ADJ.	CONF.	ADJ CONF.
Average RPI Loss:	50	RECORD	PCT. RANK	GAMES	SCHEDULE	OF SCHEDULE	RPI	RPI	RPI	RPI
DIV. I ONLY	11- 12	177	1- 0	61	39	140	140	2	2	
DIV. I NON-CONF.	10- 1	17	0- 0	236	134	45	45	2	2	
TOTALS	RPI 1-25	RPI 26-50	W-L RECORDS	RPI 51-100	RPI 101-150	RPI 150+				
11- 12	1- 4	1- 5	OVERALL	1- 1	1- 2	7- 0				
9- 6	1- 2	1- 3	HOME	1- 1	1- 0	5- 0				
1- 6	0- 2	0- 2	AWAY	0- 0	0- 2	1- 0				
1- 0	0- 0	0- 0	NEUTRAL	0- 0	0- 0	1- 0				
10- 1	1- 1	0- 0	NON-CONFERENCE	1- 0	1- 0	7- 0				
8- 0	1- 0	0- 0	HOME	1- 0	1- 0	5- 0				
1- 1	0- 1	0- 0	AWAY	0- 0	0- 0	1- 0				
1- 0	0- 0	0- 0	NEUTRAL	0- 0	0- 0	1- 0				
1- 11	0- 3	1- 5	CONFERENCE	0- 1	0- 2	0- 0				
1- 6	0- 2	1- 3	HOME	0- 1	0- 0	0- 0				
0- 5	0- 1	0- 2	AWAY	0- 0	0- 2	0- 0				
0- 0	0- 0	0- 0	NEUTRAL	0- 0	0- 0	0- 0				

RPI S Opponent Score	RPI S Opponent Score	RPI S Opponent Score	RPI S Opponent Score
4 A Oregon 43 102	29 A Oregon St. 65 89	79 H Arizona 67 69	122 A Washington St. 48 74
5 H Stanford 69 80	36 H California 60 80	100 H Northern Colo. 77 69	124 H Pepperdine 80 65
18 H Arizona St. 70 76	39 H UCLA 60 64		144 A Washington 58 68
23 A Miami (FL) 58 73	49 A Utah 59 78		200 H Prairie View 79 38
24 H North Carolina 86 74	49 H Utah 61 76		207 H Navy 59 43
	50 H Southern California 81 76		213 N Utah St. 78 68
			236 A Nevada 65 52
			257 H Colorado St. 59 40
			270 H Samford 81 39
			317 H San Jose St. 76 64
LAST 12 Division I GAMES:			
50 H Southern California 81 76	49 A Utah 59 78		
39 H UCLA 60 64	122 A Washington St. 48 74		
4 A Oregon 43 102	144 A Washington 58 68		
29 A Oregon St. 65 89	18 H Arizona St. 70 76		
36 H California 60 80	79 H Arizona 67 69		
5 H Stanford 69 80	49 H Utah 61 76		

Non-Div I Games:

Colorado

Loss, Non-Conf, S Site, H Home A Away N Neutral

Average RPI Win:	237	WON-LOST	WINNING	LAST 10	STRENGTH OF	OPP. STRENGTH	TEAM	ADJ.	CONF.	ADJ CONF.
Average RPI Loss:	122	RECORD	PCT. RANK	GAMES	SCHEDULE	OF SCHEDULE	RPI	RPI	RPI	RPI
DIV. I ONLY	6- 15	284	0- 1	99	139	257	257	14	14	
DIV. I NON-CONF.	4- 5	190	0- 0	43	128	157	157	13	13	
TOTALS	RPI 1-25	RPI 26-50	W-L RECORDS	RPI 51-100	RPI 101-150	RPI 150+				
6- 15	0- 2	0- 2	OVERALL	0- 3	0- 3	6- 5				
6- 6	0- 1	0- 1	HOME	0- 1	0- 1	6- 2				
0- 9	0- 1	0- 1	AWAY	0- 2	0- 2	0- 3				
0- 0	0- 0	0- 0	NEUTRAL	0- 0	0- 0	0- 0				
4- 5	0- 2	0- 1	NON-CONFERENCE	0- 1	0- 1	4- 0				
4- 2	0- 1	0- 0	HOME	0- 1	0- 0	4- 0				
0- 3	0- 1	0- 1	AWAY	0- 0	0- 1	0- 0				
0- 0	0- 0	0- 0	NEUTRAL	0- 0	0- 0	0- 0				
2- 10	0- 0	0- 1	CONFERENCE	0- 2	0- 2	2- 5				
2- 4	0- 0	0- 1	HOME	0- 0	0- 1	2- 2				
0- 6	0- 0	0- 0	AWAY	0- 2	0- 1	0- 3				
0- 0	0- 0	0- 0	NEUTRAL	0- 0	0- 0	0- 0				

RPI 1-25				RPI 26-50				RPI 51-100				RPI 101+ Team's RPI: 257			
RPI	S	Opponent	Score	RPI	S	Opponent	Score	RPI	S	Opponent	Score	RPI	S	Opponent	Score
13	A	Gonzaga	39 50	38	A	BYU	42 51	52	A	New Mexico	58 70	111	A	Fresno St.	54 57
18	H	Arizona St.	39 70	47	H	Wyoming	49 60	54	A	Boise St.	57 70	111	H	Fresno St.	55 66
								100	H	Northern Colo.	47 53	140	A	Colorado	40 59
												175	H	Denver	84 79
												199	H	UNLV	52 49
												201	A	San Diego St.	45 54
												213	H	Utah St.	53 72
												235	H	Northern Ariz.	65 54
												236	A	Nevada	57 68
												236	H	Nevada	38 62
												263	A	Air Force	48 63
												263	H	Air Force	55 48
												274	H	North Florida	61 59
												276	H	Cornell	56 53
LAST 12 Division I GAMES:															
201	A	San Diego St.	45 54	236	H	Nevada	38 62								
47	H	Wyoming	49 60	213	H	Utah St.	53 72								
236	A	Nevada	57 68	52	A	New Mexico	58 70								
263	H	Air Force	55 48	263	A	Air Force	48 63								
54	A	Boise St.	57 70	111	H	Fresno St.	55 66								
111	A	Fresno St.	54 57	199	H	UNLV	52 49								

Non-Div I Games: Chadron St. 91 38 Eastern N.M. 72 46

Colorado St.

Loss, Non-Conf, S Site, H Home A Away N Neutral

RPI 1-25			RPI 26-50			RPI 51-100			RPI 101+ Team's RPI: 260			
RPI	S	Opponent	Score	RPI	S	Opponent	Score	RPI	S	Opponent	Score	
								69	H	Penn	60 72	
								86	H	Harvard	75 65	
								95	H	Princeton	64 79	
										101	H Houston	72 83
										104	A Boston College	60 74
										121	A Fordham	49 68
										157	A Mercer	72 68
										181	H Hampton	88 63
										188	A Illinois	69 76
										193	A Milwaukee	65 78
										198	H Dartmouth	69 70
										231	H Albany (NY)	58 62
										240	A Saint Joseph's	61 68
										246	H Cal St. Fullerton	58 61
										252	A Hofstra	65 63
										254	A Colgate	71 84
										276	A Cornell	51 60
										276	H Cornell	65 57
										291	H Army West Point	70 49
LAST 12 Division I GAMES:												
				198	H	Dartmouth	69 70			157	A Mercer	72 68
				86	H	Harvard	75 65			181	H Hampton	88 63
				69	H	Penn	60 72			231	H Albany (NY)	58 62
				95	H	Princeton	64 79			121	A Fordham	49 68
				276	H	Cornell	65 57			246	H Cal St. Fullerton	58 61
				276	A	Cornell	51 60			104	A Boston College	60 74

Page 59

Average RPI Win: 348	WON-LOST	WINNING	LAST 10	STRENGTH OF	OPP. STRENGTH	TEAM	ADJ.	CONF.	ADJ CONF.
Average RPI Loss: 192	RECORD	PCT. RANK	GAMES	SCHEDULE	OF SCHEDULE	RPI	RPI	RPI	RPI
DIV. I ONLY	2- 21	346	0- 1	176	342	328	328	32	32
DIV. I NON-CONF.	0- 12	336	0- 0	12	192	228	228	32	32
TOTALS	RPI 1-25	RPI 26-50	W-L RECORDS	RPI 51-100	RPI 101-150	RPI 150+			
2- 21	0- 2	0- 1	OVERALL	0- 4	0- 2	2- 12			
1- 6	0- 0	0- 0	HOME	0- 0	0- 0	1- 6			
1- 14	0- 2	0- 1	AWAY	0- 4	0- 1	1- 6			
0- 1	0- 0	0- 0	NEUTRAL	0- 0	0- 1	0- 0			
0- 12	0- 2	0- 1	NON-CONFERENCE	0- 4	0- 2	0- 3			
0- 1	0- 0	0- 0	HOME	0- 0	0- 0	0- 1			
0- 10	0- 2	0- 1	AWAY	0- 4	0- 1	0- 2			
0- 1	0- 0	0- 0	NEUTRAL	0- 0	0- 1	0- 0			
2- 9	0- 0	0- 0	CONFERENCE	0- 0	0- 0	2- 9			
1- 5	0- 0	0- 0	HOME	0- 0	0- 0	1- 5			
1- 4	0- 0	0- 0	AWAY	0- 0	0- 0	1- 4			
0- 0	0- 0	0- 0	NEUTRAL	0- 0	0- 0	0- 0			

RPI 1-25				RPI 26-50				RPI 51-100				RPI 101+ Team's RPI: 328			
RPI	S	Opponent	Score	RPI	S	Opponent	Score	RPI	S	Opponent	Score	RPI	S	Opponent	Score
7	A	Mississippi St.	38 110	33	A	Ohio	62 87	65	A	West Virginia	37 78	112	A	Minnesota	52 84
17	A	Maryland	36 93					71	A	Old Dominion	51 81	125	N	UAB	61 86
								73	A	FGCU	61 93	218	A	N.C. A&T	42 66
								94	A	Virginia	41 55	225	A	Marshall	67 88
												234	A	Niagara	69 71
												238	H	Bethune-Cookman	65 71
												269	H	Norfolk St.	63 68
												295	H	Morgan St.	57 74
												305	A	South Carolina St.	55 60
												305	H	South Carolina St.	59 75
												309	H	UMBC	52 57
												341	A	N.C. Central	57 62
												345	A	Savannah St.	57 68
												345	H	Savannah St.	70 76
												346	A	Delaware St.	71 57
												349	H	Florida A&M	73 53
LAST 12 Division I GAMES:															
305	A	South Carolina St.	55 60	341	A	N.C. Central	57 62								
345	A	Savannah St.	57 68	305	H	South Carolina St.	59 75								
295	H	Morgan St.	57 74	269	H	Norfolk St.	63 68								
238	H	Bethune-Cookman	65 71	346	A	Delaware St.	71 57								
349	H	Florida A&M	73 53	345	H	Savannah St.	70 76								
218	A	N.C. A&T	42 66	71	A	Old Dominion	51 81								

Non-Div I Games:

Coppin St.

Average RPI Win: 270	WON-LOST	WINNING	LAST 10	STRENGTH OF	OPP. STRENGTH	TEAM	ADJ.	CONF.	ADJ CONF.
Average RPI Loss: 164	RECORD	PCT. RANK	GAMES	SCHEDULE	OF SCHEDULE	RPI	RPI	RPI	RPI
DIV. I ONLY	7- 10	227	0- 1	260	257	276	276	11	11
DIV. I NON-CONF.	6- 5	143	0- 0	297	323	208	208	11	11
TOTALS	RPI 1-25	RPI 26-50	W-L RECORDS	RPI 51-100	RPI 101-150	RPI 150+			
7- 10	0- 0	0- 0	OVERALL	0- 3	0- 1	7- 6			
6- 4	0- 0	0- 0	HOME	0- 3	0- 0	6- 1			
1- 6	0- 0	0- 0	AWAY	0- 0	0- 1	1- 5			
0- 0	0- 0	0- 0	NEUTRAL	0- 0	0- 0	0- 0			
6- 5	0- 0	0- 0	NON-CONFERENCE	0- 0	0- 1	6- 4			
5- 0	0- 0	0- 0	HOME	0- 0	0- 0	5- 0			
1- 5	0- 0	0- 0	AWAY	0- 0	0- 1	1- 4			
0- 0	0- 0	0- 0	NEUTRAL	0- 0	0- 0	0- 0			
1- 5	0- 0	0- 0	CONFERENCE	0- 3	0- 0	1- 2			
1- 4	0- 0	0- 0	HOME	0- 3	0- 0	1- 1			
0- 1	0- 0	0- 0	AWAY	0- 0	0- 0	0- 1			
0- 0	0- 0	0- 0	NEUTRAL	0- 0	0- 0	0- 0			

RPI 1-25				RPI 26-50				RPI 51-100				RPI 101+				Team's RPI: 276	
RPI	S	Opponent	Score	RPI	S	Opponent	Score	RPI	S	Opponent	Score	RPI	S	Opponent	Score		
								69	H	Penn	46	59	112	A	Minnesota	45	65
								86	H	Harvard	61	68	151	A	Lehigh	54	67
								95	H	Princeton	46	75	160	A	Stony Brook	61	63
													181	H	Hampton	79	53
													198	H	Dartmouth	56	63
													230	H	St. Bonaventure	58	44
													231	H	Albany (NY)	48	34
													253	A	Binghamton	61	72
													257	A	Colorado St.	53	56
													260	A	Columbia	57	65
													260	H	Columbia	60	51
													321	A	Lafayette	62	59
													323	H	UMass Lowell	63	54
													346	H	Delaware St.	94	59
LAST 12 Division I GAMES:																	
				86	H	Harvard	61	68	230	H	St. Bonaventure	58	44				
				198	H	Dartmouth	56	63	181	H	Hampton	79	53				
				95	H	Princeton	46	75	321	A	Lafayette	62	59				
				69	H	Penn	46	59	346	H	Delaware St.	94	59				
				260	A	Columbia	57	65	160	A	Stony Brook	61	63				
				260	H	Columbia	60	51	151	A	Lehigh	54	67				

Non-Div I Games:

Cornell

 Loss,
  Non-Conf, S Site,
  Home
  Away
 N Neutral

Creighton

Through Games Of Feb. 13, 2019

Average RPI Win: 166	WON-LOST	WINNING	LAST 10	STRENGTH OF	OPP. STRENGTH	TEAM	ADJ.	CONF.	ADJ CONF.
Average RPI Loss: 59	RECORD	PCT. RANK	GAMES	SCHEDULE	OF SCHEDULE	RPI	RPI	RPI	RPI
DIV. I ONLY	11- 13	189	1- 0	57	36	115	115	6	6
DIV. I NON-CONF.	6- 5	143	0- 0	104	49	95	95	5	5
TOTALS	RPI 1-25	RPI 26-50	W-L RECORDS	RPI 51-100	RPI 101-150	RPI 150+			
11- 13	0- 3	1- 5	OVERALL	2- 2	3- 3	5- 0			
5- 6	0- 1	0- 3	HOME	2- 0	1- 2	2- 0			
4- 7	0- 2	1- 2	AWAY	0- 2	1- 1	2- 0			
2- 0	0- 0	0- 0	NEUTRAL	0- 0	1- 0	1- 0			
6- 5	0- 2	0- 2	NON-CONFERENCE	1- 1	1- 0	4- 0			
2- 2	0- 1	0- 1	HOME	1- 0	0- 0	1- 0			
2- 3	0- 1	0- 1	AWAY	0- 1	0- 0	2- 0			
2- 0	0- 0	0- 0	NEUTRAL	0- 0	1- 0	1- 0			
5- 8	0- 1	1- 3	CONFERENCE	1- 1	2- 3	1- 0			
3- 4	0- 0	0- 2	HOME	1- 0	1- 2	1- 0			
2- 4	0- 1	1- 1	AWAY	0- 1	1- 1	0- 0			
0- 0	0- 0	0- 0	NEUTRAL	0- 0	0- 0	0- 0			

RPI 1-25				RPI 26-50				RPI 51-100				RPI 101+ Team's RPI: 115			
RPI	S	Opponent	Score	RPI	S	Opponent	Score	RPI	S	Opponent	Score	RPI	S	Opponent	Score
8	A	Marquette	67 85	28	A	South Dakota St.	48 74	87	A	UNI	55 65	109	A	St. John's (NY)	65 63
15	A	Florida St.	52 71	34	A	DePaul	85 82	92	A	Georgetown	53 62	109	H	St. John's (NY)	45 51
22	H	Drake	69 85	40	H	South Dakota	65 77	92	H	Georgetown	65 38	118	H	Providence	63 77
				43	A	Villanova	62 67	98	H	Nebraska	74 65	119	A	Seton Hall	75 82
				43	H	Villanova	52 54					119	H	Seton Hall	80 71
				46	H	Butler	43 75					146	N	South Fla.	83 76
												170	H	Xavier	66 62
												176	N	Vanderbilt	75 55
												248	A	Wichita St.	83 71
												314	H	Omaha	66 51
												322	A	North Dakota St.	86 51
LAST 12 Division I GAMES:															
119	H	Seton Hall	80 71	170	H	Xavier	66 62								
109	H	St. John's (NY)	45 51	109	A	St. John's (NY)	65 63								
43	A	Villanova	62 67	119	A	Seton Hall	75 82								
92	A	Georgetown	53 62	92	H	Georgetown	65 38								
118	H	Providence	63 77	43	H	Villanova	52 54								
46	H	Butler	43 75	8	A	Marquette	67 85								

Non-Div I Games:

Creighton

■ Loss,
 ■ Non-Conf,
 S Site,
 ■ Home
 ■ Away
 N Neutral

Average RPI Win:	267	WON-LOST	WINNING	LAST 10	STRENGTH OF	OPP. STRENGTH	TEAM	ADJ.	CONF.	ADJ CONF.
Average RPI Loss:	137	RECORD	PCT. RANK	GAMES	SCHEDULE	OF SCHEDULE	RPI	RPI	RPI	RPI
DIV. I ONLY	10- 9	151	0- 1	305	172	198	198	11	11	
DIV. I NON-CONF.	7- 6	153	0- 1	316	233	247	247	11	11	
TOTALS	RPI 1-25	RPI 26-50	W-L RECORDS	RPI 51-100	RPI 101-150	RPI 150+				
10- 9	0- 0	0- 1	OVERALL	0- 4	1- 1	9- 3				
5- 2	0- 0	0- 1	HOME	0- 1	1- 0	4- 0				
5- 5	0- 0	0- 0	AWAY	0- 2	0- 1	5- 2				
0- 2	0- 0	0- 0	NEUTRAL	0- 1	0- 0	0- 1				
7- 6	0- 0	0- 1	NON-CONFERENCE	0- 1	1- 1	6- 3				
5- 1	0- 0	0- 1	HOME	0- 0	1- 0	4- 0				
2- 3	0- 0	0- 0	AWAY	0- 0	0- 1	2- 2				
0- 2	0- 0	0- 0	NEUTRAL	0- 1	0- 0	0- 1				
3- 3	0- 0	0- 0	CONFERENCE	0- 3	0- 0	3- 0				
0- 1	0- 0	0- 0	HOME	0- 1	0- 0	0- 0				
3- 2	0- 0	0- 0	AWAY	0- 2	0- 0	3- 0				
0- 0	0- 0	0- 0	NEUTRAL	0- 0	0- 0	0- 0				

RPI 1-25				RPI 26-50				RPI 51-100				RPI 101+ Team's RPI: 198			
RPI	S	Opponent	Score	RPI	S	Opponent	Score	RPI	S	Opponent	Score	RPI	S	Opponent	Score
				31	H	Buffalo	69 75	51	N	Middle Tenn.	58 70	104	A	Boston College	68 99
								75	A	Yale	49 64	136	H	Boston U.	64 44
								86	A	Harvard	46 56	228	A	Brown	81 61
								86	H	Harvard	57 73	246	A	Cal St. Fullerton	62 67
												253	H	Binghamton	63 39
												255	A	San Diego	76 78
												260	A	Columbia	70 69
												266	A	Vermont	66 42
												276	A	Cornell	63 56
												296	N	UC Santa Barbara	56 62
												301	H	Fairfield	59 46
												303	H	Loyola Maryland	54 41
												320	A	New Hampshire	62 42
												323	H	UMass Lowell	70 54
LAST 12 Division I GAMES:															
296	N	UC Santa Barbara	56 62	86	A	Harvard	46 56								
260	A	Columbia	70 69	253	H	Binghamton	63 39								
276	A	Cornell	63 56	104	A	Boston College	68 99								
75	A	Yale	49 64	320	A	New Hampshire	62 42								
228	A	Brown	81 61	31	H	Buffalo	69 75								
86	H	Harvard	57 73	323	H	UMass Lowell	70 54								

Non-Div I Games:

Dartmouth

■ Loss,
■ Non-Conf,
■ S Site,
■ H Home
■ A Away
N Neutral

Davidson

Through Games Of Feb. 13, 2019

Average RPI Win:	209	WON-LOST	WINNING	LAST 10	STRENGTH OF	OPP. STRENGTH	TEAM	ADJ.	CONF.	ADJ CONF.
Average RPI Loss:	160	RECORD	PCT. RANK	GAMES	SCHEDULE	OF SCHEDULE	RPI	RPI	RPI	RPI
DIV. I ONLY	13- 10	138	0- 1	216	160	153	153	17	17	
DIV. I NON-CONF.	5- 7	206	0- 0	169	157	179	179	16	16	
TOTALS	RPI 1-25	RPI 26-50	W-L RECORDS	RPI 51-100	RPI 101-150	RPI 150+				
13- 10	0- 1	0- 0	OVERALL	1- 1	2- 3	10- 5				
7- 3	0- 0	0- 0	HOME	0- 0	1- 2	6- 1				
6- 7	0- 1	0- 0	AWAY	1- 1	1- 1	4- 4				
0- 0	0- 0	0- 0	NEUTRAL	0- 0	0- 0	0- 0				
5- 7	0- 1	0- 0	NON-CONFERENCE	1- 1	1- 2	3- 3				
3- 1	0- 0	0- 0	HOME	0- 0	1- 1	2- 0				
2- 6	0- 1	0- 0	AWAY	1- 1	0- 1	1- 3				
0- 0	0- 0	0- 0	NEUTRAL	0- 0	0- 0	0- 0				
8- 3	0- 0	0- 0	CONFERENCE	0- 0	1- 1	7- 2				
4- 2	0- 0	0- 0	HOME	0- 0	0- 1	4- 1				
4- 1	0- 0	0- 0	AWAY	0- 0	1- 0	3- 1				
0- 0	0- 0	0- 0	NEUTRAL	0- 0	0- 0	0- 0				

RPI 1-25				RPI 26-50				RPI 51-100				RPI 101+ Team's RPI: 153			
RPI	S	Opponent	Score	RPI	S	Opponent	Score	RPI	S	Opponent	Score	RPI	S	Opponent	Score
9	A	NC State	45 75					58	A	Clemson	90 80	121	A	Fordham	60 56
								95	A	Princeton	57 65	121	H	Fordham	42 58
												128	H	High Point	71 62
												143	H	Appalachian St.	78 81
												150	A	Charlotte	66 78
												163	A	Duquesne	62 47
												165	H	William & Mary	76 65
												191	A	Elon	72 73
												197	A	UNC Asheville	56 69
												202	H	Massachusetts	58 70
												209	A	George Washington	62 42
												214	H	George Mason	67 59
												229	A	Rhode Island	77 67
												230	H	St. Bonaventure	67 55
												240	A	Saint Joseph's	54 66
												247	A	Gardner-Webb	49 54
												258	H	Richmond	78 55
												285	H	La Salle	80 61
												319	A	Charleston So.	72 34
												334	H	Presbyterian	83 56
LAST 12 Division I GAMES:															
121	H	Fordham	42 58	202	H	Massachusetts	58 70								
230	H	St. Bonaventure	67 55	258	H	Richmond	78 55								
240	A	Saint Joseph's	54 66	229	A	Rhode Island	77 67								
285	H	La Salle	80 61	163	A	Duquesne	62 47								
209	A	George Washington	62 42	214	H	George Mason	67 59								
121	A	Fordham	60 56	9	A	NC State	45 75								

Non-Div I Games: Queens (NC) 80 47

Davidson

■ Loss,
 ■ Non-Conf,
 ■ S Site,
 ■ Home
 ■ A Away
 N Neutral

Average RPI Win:	192	WON-LOST	WINNING	LAST 10	STRENGTH OF	OPP. STRENGTH	TEAM	ADJ.	CONF.	ADJ CONF.
Average RPI Loss:	93	RECORD	PCT. RANK	GAMES	SCHEDULE	OF SCHEDULE	RPI	RPI	RPI	RPI
DIV. I ONLY	12- 9	131	0- 1	118	94	114	114	17	17	
DIV. I NON-CONF.	5- 6	177	0- 0	21	36	83	83	16	16	
TOTALS	RPI 1-25	RPI 26-50	W-L RECORDS	RPI 51-100	RPI 101-150	RPI 150+				
12- 9	0- 2	2- 1	OVERALL	1- 3	1- 0	8- 3				
9- 1	0- 0	1- 0	HOME	1- 1	1- 0	6- 0				
2- 7	0- 2	0- 1	AWAY	0- 1	0- 0	2- 3				
1- 1	0- 0	1- 0	NEUTRAL	0- 1	0- 0	0- 0				
5- 6	0- 2	2- 1	NON-CONFERENCE	1- 3	0- 0	2- 0				
4- 1	0- 0	1- 0	HOME	1- 1	0- 0	2- 0				
0- 4	0- 2	0- 1	AWAY	0- 1	0- 0	0- 0				
1- 1	0- 0	1- 0	NEUTRAL	0- 1	0- 0	0- 0				
7- 3	0- 0	0- 0	CONFERENCE	0- 0	1- 0	6- 3				
5- 0	0- 0	0- 0	HOME	0- 0	1- 0	4- 0				
2- 3	0- 0	0- 0	AWAY	0- 0	0- 0	2- 3				
0- 0	0- 0	0- 0	NEUTRAL	0- 0	0- 0	0- 0				

RPI	S	Opponent	Score	RPI	S	Opponent	Score	RPI	S	Opponent	Score	RPI	S	Opponent	Score	Team's RPI: 114
14	A	South Carolina	55 65	31	H	Buffalo	72 59	67	A	Green Bay	35 51	121	H	Fordham	72 50	
17	A	Maryland	71 82	35	A	James Madison	55 68	70	N	Virginia Tech	57 69	163	A	Duquesne	57 85	
				44	N	Georgia Tech	85 66	74	H	Toledo	70 49	183	A	Saint Louis	65 68	
								83	H	Northeastern	79 84	202	H	Massachusetts	75 47	
												209	A	George Washington	45 46	
												229	A	Rhode Island	74 62	
												230	A	St. Bonaventure	62 49	
												240	H	Saint Joseph's	72 65	
												254	H	Colgate	67 58	
												258	H	Richmond	71 50	
												285	H	La Salle	84 45	
												335	H	Evansville	69 30	
LAST 12 Division I GAMES:																
163	A	Duquesne	57 85	230	A	St. Bonaventure	62 49									
258	H	Richmond	71 50	209	A	George Washington	45 46									
229	A	Rhode Island	74 62	202	H	Massachusetts	75 47									
240	H	Saint Joseph's	72 65	285	H	La Salle	84 45									
183	A	Saint Louis	65 68	44	N	Georgia Tech	85 66									
121	H	Fordham	72 50	70	N	Virginia Tech	57 69									

Non-Div I Games:

Dayton

■ Loss,
■ Non-Conf,
■ S Site,
■ H Home
■ A Away
N Neutral

Average RPI Win:	131	WON-LOST	WINNING	LAST 10	STRENGTH OF	OPP. STRENGTH	TEAM	ADJ.	CONF.	ADJ CONF.
Average RPI Loss:	38	RECORD	PCT. RANK	GAMES	SCHEDULE	OF SCHEDULE	RPI	RPI	RPI	RPI
DIV. I ONLY	17- 7	71	1- 0	42	11	34	34	6	6	
DIV. I NON-CONF.	9- 3	61	0- 0	99	9	43	43	5	5	
TOTALS	RPI 1-25	RPI 26-50	W-L RECORDS	RPI 51-100	RPI 101-150	RPI 150+				
17- 7	0- 5	3- 0	OVERALL	6- 0	2- 2	6- 0				
9- 4	0- 2	1- 0	HOME	3- 0	2- 2	3- 0				
6- 2	0- 2	2- 0	AWAY	1- 0	0- 0	3- 0				
2- 1	0- 1	0- 0	NEUTRAL	2- 0	0- 0	0- 0				
9- 3	0- 3	0- 0	NON-CONFERENCE	4- 0	0- 0	5- 0				
5- 1	0- 1	0- 0	HOME	2- 0	0- 0	3- 0				
2- 1	0- 1	0- 0	AWAY	0- 0	0- 0	2- 0				
2- 1	0- 1	0- 0	NEUTRAL	2- 0	0- 0	0- 0				
8- 4	0- 2	3- 0	CONFERENCE	2- 0	2- 2	1- 0				
4- 3	0- 1	1- 0	HOME	1- 0	2- 2	0- 0				
4- 1	0- 1	2- 0	AWAY	1- 0	0- 0	1- 0				
0- 0	0- 0	0- 0	NEUTRAL	0- 0	0- 0	0- 0				

RPI 1-25				RPI 26-50				Team's RPI: 34	RPI 51-100				RPI 101+			
RPI	S	Opponent	Score	RPI	S	Opponent	Score		RPI	S	Opponent	Score	RPI	S	Opponent	Score
1	H	Notre Dame	77 101	43	A	Villanova	66 59		59	N	Kansas St.	79 59	109	H	St. John's (NY)	73 64
6	A	UConn	63 99	43	H	Villanova	93 70		67	H	Green Bay	73 64	115	H	Creighton	82 85
8	A	Marquette	63 96	46	A	Butler	86 78		90	H	Northwestern	76 60	118	H	Providence	88 62
8	H	Marquette	87 93						92	A	Georgetown	69 64	119	H	Seton Hall	73 84
12	N	Syracuse	81 83						92	H	Georgetown	76 71	158	A	Oklahoma	87 76
									95	N	Princeton	82 67	169	H	Temple	102 88
													170	A	Xavier	73 71
													249	A	Loyola Chicago	102 76
													289	H	Tennessee St.	95 73
													345	H	Savannah St.	124 61
LAST 12 Division I GAMES:																
92	H	Georgetown	76 71	109	H	St. John's (NY)	73 64									
43	H	Villanova	93 70	43	A	Villanova	66 59									
8	H	Marquette	87 93	92	A	Georgetown	69 64									
170	A	Xavier	73 71	8	A	Marquette	63 96									
46	A	Butler	86 78	118	H	Providence	88 62									
119	H	Seton Hall	73 84	115	H	Creighton	82 85									

Non-Div I Games:

DePaul

■ Loss,
■ Non-Conf, S Site,
■ Home
■ Away
N Neutral

Delaware

Through Games Of Feb. 13, 2019

Average RPI Win:	234	WON-LOST	WINNING	LAST 10	STRENGTH OF	OPP. STRENGTH	TEAM	ADJ.	CONF.	ADJ CONF.
Average RPI Loss:	96	RECORD	PCT. RANK	GAMES	SCHEDULE	OF SCHEDULE	RPI	RPI	RPI	RPI
DIV. I ONLY	10- 12	196	1- 0	77	207	149	149	10	10	
DIV. I NON-CONF.	5- 7	206	1- 0	112	301	188	188	10	10	
TOTALS	RPI 1-25	RPI 26-50	W-L RECORDS	RPI 51-100	RPI 101-150	RPI 150+				
10- 12	0- 2	0- 1	OVERALL	0- 4	1- 3	9- 2				
4- 5	0- 2	0- 1	HOME	0- 1	1- 1	3- 0				
4- 5	0- 0	0- 0	AWAY	0- 3	0- 1	4- 1				
2- 2	0- 0	0- 0	NEUTRAL	0- 0	0- 1	2- 1				
5- 7	0- 2	0- 0	NON-CONFERENCE	0- 1	0- 2	5- 2				
2- 2	0- 2	0- 0	HOME	0- 0	0- 0	2- 0				
1- 3	0- 0	0- 0	AWAY	0- 1	0- 1	1- 1				
2- 2	0- 0	0- 0	NEUTRAL	0- 0	0- 1	2- 1				
5- 5	0- 0	0- 1	CONFERENCE	0- 3	1- 1	4- 0				
2- 3	0- 0	0- 1	HOME	0- 1	1- 1	1- 0				
3- 2	0- 0	0- 0	AWAY	0- 2	0- 0	3- 0				
0- 0	0- 0	0- 0	NEUTRAL	0- 0	0- 0	0- 0				

RPI 1-25			RPI 26-50			RPI 51-100			RPI 101+			Team's RPI: 149
RPI	S	Opponent	Score	RPI	S	Opponent	Score	RPI	S	Opponent	Score	
16	H	UCF	60 71	35	H	James Madison	43 68	78	A	Drexel	41 58	107 H UNCW 65 53
17	H	Maryland	53 77					78	H	Drexel	40 57	116 H Towson 48 56
								83	A	Northeastern	62 75	136 A Boston U. 61 72
								87	A	UNI	67 79	137 N Montana St. 60 69
												155 N Bradley 47 59
												165 A William & Mary 70 59
												179 N Nicholls St. 71 56
												191 A Elon 74 63
												214 A George Mason 46 72
												240 H Saint Joseph's 48 39
												247 H Gardner-Webb 69 45
												252 A Hofstra 78 59
												292 H Col. of Charleston 74 50
												321 N Lafayette 65 47
												346 A Delaware St. 85 77
LAST 12 Division I GAMES:												
321	N	Lafayette	65 47	107	H	UNCW	65 53	83	A	Northeastern	62 75	
179	N	Nicholls St.	71 56	252	A	Hofstra	78 59	78	H	Drexel	40 57	
78	A	Drexel	41 58	78	H	Drexel	40 57	116	H	Towson	48 56	
191	A	Elon	74 63	35	H	James Madison	43 68					
165	A	William & Mary	70 59									
292	H	Col. of Charleston	74 50									

Non-Div I Games:

Delaware

Loss, Non-Conf, S Site, H Home A Away N Neutral

Average RPI Win:	343	WON-LOST	WINNING	LAST 10	STRENGTH OF	OPP. STRENGTH	TEAM	ADJ.	CONF.	ADJ CONF.
Average RPI Loss:	219	RECORD	PCT. RANK	GAMES	SCHEDULE	OF SCHEDULE	RPI	RPI	RPI	RPI
DIV. I ONLY	2- 18	338	0- 1	295	348	346	346	32	32	
DIV. I NON-CONF.	0- 9	336	0- 0	130	239	324	324	32	32	
TOTALS	RPI 1-25	RPI 26-50	W-L RECORDS	RPI 51-100	RPI 101-150	RPI 150+				
2- 18	0- 0	0- 1	OVERALL	0- 0	0- 3	2- 14				
2- 5	0- 0	0- 1	HOME	0- 0	0- 1	2- 3				
0- 13	0- 0	0- 0	AWAY	0- 0	0- 2	0- 11				
0- 0	0- 0	0- 0	NEUTRAL	0- 0	0- 0	0- 0				
0- 9	0- 0	0- 1	NON-CONFERENCE	0- 0	0- 3	0- 5				
0- 2	0- 0	0- 1	HOME	0- 0	0- 1	0- 0				
0- 7	0- 0	0- 0	AWAY	0- 0	0- 2	0- 5				
0- 0	0- 0	0- 0	NEUTRAL	0- 0	0- 0	0- 0				
2- 9	0- 0	0- 0	CONFERENCE	0- 0	0- 0	2- 9				
2- 3	0- 0	0- 0	HOME	0- 0	0- 0	2- 3				
0- 6	0- 0	0- 0	AWAY	0- 0	0- 0	0- 6				
0- 0	0- 0	0- 0	NEUTRAL	0- 0	0- 0	0- 0				

RPI 1-25			RPI 26-50			RPI 51-100			RPI 101+			Team's RPI: 346
RPI	S	Opponent	Score	RPI	S	Opponent	Score	RPI	S	Opponent	Score	
				35	H	James Madison	57 103					
								103	A	VCU	55 97	
								109	A	St. John's (NY)	44 82	
								149	H	Delaware	77 85	
								169	A	Temple	61 75	
								170	A	Xavier	59 80	
								215	A	Robert Morris	63 64	
								218	A	N.C. A&T	49 72	
								218	H	N.C. A&T	47 67	
								225	A	Marshall	63 75	
								227	A	Howard	62 78	
								238	A	Bethune-Cookman	55 67	
								269	A	Norfolk St.	50 63	
								276	A	Cornell	59 94	
								305	H	South Carolina St.	60 63	
								328	H	Coppin St.	57 71	
								341	A	N.C. Central	64 65	
								341	H	N.C. Central	71 61	
								345	H	Savannah St.	66 58	
								349	A	Florida A&M	52 57	
LAST 12 Division I GAMES:												
				341	A	N.C. Central	64 65					
				218	A	N.C. A&T	49 72					
				305	H	South Carolina St.	60 63					
				345	H	Savannah St.	66 58					
				227	A	Howard	62 78					
				349	A	Florida A&M	52 57					
				238	A	Bethune-Cookman	55 67					
				341	H	N.C. Central	71 61					
				218	H	N.C. A&T	47 67					
				328	H	Coppin St.	57 71					
				269	A	Norfolk St.	50 63					
				103	A	VCU	55 97					

Non-Div I Games: Post 65 53 Cheyney 79 59

Delaware St.

■ Loss,
 ■ Non-Conf,
 ■ S Site,
 ■ Home
 ■ A Away
 N Neutral

Average RPI Win: 214	WON-LOST	WINNING	LAST 10	STRENGTH OF	OPP. STRENGTH	TEAM	ADJ.	CONF.	ADJ CONF.
Average RPI Loss: 157	RECORD	PCT. RANK	GAMES	SCHEDULE	OF SCHEDULE	RPI	RPI	RPI	RPI
DIV. I ONLY	14- 11	142	1- 0	237	181	175	175	19	19
DIV. I NON-CONF.	7- 6	153	0- 0	178	154	162	162	19	19
TOTALS	RPI 1-25	RPI 26-50	W-L RECORDS	RPI 51-100	RPI 101-150	RPI 150+			
14- 11	0- 0	1- 3	OVERALL	3- 2	0- 0	10- 6			
11- 2	0- 0	1- 1	HOME	3- 0	0- 0	7- 1			
3- 9	0- 0	0- 2	AWAY	0- 2	0- 0	3- 5			
0- 0	0- 0	0- 0	NEUTRAL	0- 0	0- 0	0- 0			
7- 6	0- 0	0- 1	NON-CONFERENCE	3- 2	0- 0	4- 3			
6- 1	0- 0	0- 0	HOME	3- 0	0- 0	3- 1			
1- 5	0- 0	0- 1	AWAY	0- 2	0- 0	1- 2			
0- 0	0- 0	0- 0	NEUTRAL	0- 0	0- 0	0- 0			
7- 5	0- 0	1- 2	CONFERENCE	0- 0	0- 0	6- 3			
5- 1	0- 0	1- 1	HOME	0- 0	0- 0	4- 0			
2- 4	0- 0	0- 1	AWAY	0- 0	0- 0	2- 3			
0- 0	0- 0	0- 0	NEUTRAL	0- 0	0- 0	0- 0			

RPI 1-25			RPI 26-50			RPI 51-100			RPI 101+			Team's RPI: 175			
RPI	S	Opponent	Score	RPI	S	Opponent	Score	RPI	S	Opponent	Score	RPI	S	Opponent	Score
				28	A	South Dakota St.	59 76	66	H	Lamar University	117 110	168	A	New Mexico St.	64 66
				28	H	South Dakota St.	67 83	97	H	American	83 54	174	A	Oral Roberts	66 74
				40	H	South Dakota	104 99	98	A	Nebraska	71 96	174	H	Oral Roberts	93 76
				47	A	Wyoming	74 78	99	H	Loyola Marymount	104 75	220	A	Western Ill.	78 87
								100	A	Northern Colo.	66 74	226	H	North Dakota	87 66
												230	H	St. Bonaventure	76 62
												239	H	UMKC	92 75
												257	A	Colorado St.	79 84
												263	H	Air Force	92 66
												268	A	Southern Utah	71 70
												270	H	Samford	83 87
												314	A	Omaha	95 68
												322	A	North Dakota St.	87 67
												322	H	North Dakota St.	81 54
												333	A	Purdue Fort Wayne	55 70
												333	H	Purdue Fort Wayne	82 62
LAST 12 Division I GAMES:															
				333	H	Purdue Fort Wayne	82 62	322	H	North Dakota St.	81 54				
				322	A	North Dakota St.	87 67	28	A	South Dakota St.	59 76				
				174	A	Oral Roberts	66 74	226	H	North Dakota	87 66				
				28	H	South Dakota St.	67 83	40	H	South Dakota	104 99				
				333	A	Purdue Fort Wayne	55 70	220	A	Western Ill.	78 87				
				174	H	Oral Roberts	93 76	314	A	Omaha	95 68				

Non-Div I Games:

Denver

Detroit Mercy

Through Games Of Feb. 13, 2019

Average RPI Win:	317	WON-LOST	WINNING	LAST 10	STRENGTH OF	OPP. STRENGTH	TEAM	ADJ.	CONF.	ADJ CONF.
Average RPI Loss:	183	RECORD	PCT. RANK	GAMES	SCHEDULE	OF SCHEDULE	RPI	RPI	RPI	RPI
DIV. I ONLY	2- 20	341	0- 1	301	203	336	336	20	20	
DIV. I NON-CONF.	1- 9	326	0- 0	272	177	323	323	17	17	
TOTALS	RPI 1-25	RPI 26-50	W-L RECORDS	RPI 51-100	RPI 101-150	RPI 150+				
2- 20	0- 0	0- 0	OVERALL	0- 5	0- 4	2- 11				
0- 8	0- 0	0- 0	HOME	0- 2	0- 1	0- 5				
2- 12	0- 0	0- 0	AWAY	0- 3	0- 3	2- 6				
0- 0	0- 0	0- 0	NEUTRAL	0- 0	0- 0	0- 0				
1- 9	0- 0	0- 0	NON-CONFERENCE	0- 3	0- 1	1- 5				
0- 3	0- 0	0- 0	HOME	0- 1	0- 0	0- 2				
1- 6	0- 0	0- 0	AWAY	0- 2	0- 1	1- 3				
0- 0	0- 0	0- 0	NEUTRAL	0- 0	0- 0	0- 0				
1- 11	0- 0	0- 0	CONFERENCE	0- 2	0- 3	1- 6				
0- 5	0- 0	0- 0	HOME	0- 1	0- 1	0- 3				
1- 6	0- 0	0- 0	AWAY	0- 1	0- 2	1- 3				
0- 0	0- 0	0- 0	NEUTRAL	0- 0	0- 0	0- 0				

RPI S	Opponent	Score	RPI S	Opponent	Score	RPI S	Opponent	Score	RPI S	Opponent	Score	Team's RPI: 336
						55	A Michigan	62 95	107	A Ohio St.	41 55	
						57	H Miami (OH)	59 78	123	A IUPUI	47 82	
						67	H Green Bay	40 65	126	A Youngstown St.	45 91	
						74	A Toledo	60 77	126	H Youngstown St.	59 85	
						76	A Wright St.	59 78	193	H Milwaukee	44 62	
									194	A Eastern Mich.	53 60	
									210	A Bowling Green	73 79	
									249	A Loyola Chicago	43 52	
									271	A Cleveland St.	51 67	
									271	H Cleveland St.	49 67	
									278	A Northern Ky.	56 68	
									279	H Western Mich.	44 54	
									299	A Oakland	67 74	
									299	H Oakland	65 76	
									302	A Manhattan	58 56	
									314	H Omaha	42 51	
									332	A UIC	42 36	
LAST 12 Division I GAMES:												
299	H Oakland	65 76	67	H Green Bay	40 65							
126	A Youngstown St.	45 91	332	A UIC	42 36							
271	A Cleveland St.	51 67	123	A IUPUI	47 82							
76	A Wright St.	59 78	299	A Oakland	67 74							
278	A Northern Ky.	56 68	271	H Cleveland St.	49 67							
193	H Milwaukee	44 62	126	H Youngstown St.	59 85							

Non-Div I Games: Mich.-Dearborn 68 60

Detroit Mercy

Loss, Non-Conf, S Site, H Home A Away N Neutral

Average RPI Win:	167	WON-LOST	WINNING	LAST 10	STRENGTH OF	OPP. STRENGTH	TEAM	ADJ.	CONF.	ADJ CONF.
Average RPI Loss:	23	RECORD	PCT. RANK	GAMES	SCHEDULE	OF SCHEDULE	RPI	RPI	RPI	RPI
DIV. I ONLY	17- 5	38	1- 0	45	75	22	22	13	13	
DIV. I NON-CONF.	7- 4	108	1- 0	6	2	11	11	15	15	
TOTALS	RPI 1-25	RPI 26-50	W-L RECORDS	RPI 51-100	RPI 101-150	RPI 150+				
17- 5	2- 3	1- 1	OVERALL	2- 1	1- 0	11- 0				
5- 2	0- 1	1- 0	HOME	0- 1	0- 0	4- 0				
10- 2	0- 1	0- 1	AWAY	2- 0	1- 0	7- 0				
2- 1	2- 1	0- 0	NEUTRAL	0- 0	0- 0	0- 0				
7- 4	2- 3	1- 1	NON-CONFERENCE	1- 0	1- 0	2- 0				
2- 1	0- 1	1- 0	HOME	0- 0	0- 0	1- 0				
3- 2	0- 1	0- 1	AWAY	1- 0	1- 0	1- 0				
2- 1	2- 1	0- 0	NEUTRAL	0- 0	0- 0	0- 0				
10- 1	0- 0	0- 0	CONFERENCE	1- 1	0- 0	9- 0				
3- 1	0- 0	0- 0	HOME	0- 1	0- 0	3- 0				
7- 0	0- 0	0- 0	AWAY	1- 0	0- 0	6- 0				
0- 0	0- 0	0- 0	NEUTRAL	0- 0	0- 0	0- 0				

RPI	S	Opponent	Score
1	N	Notre Dame	64 82
10	H	Iowa	82 91
11	A	Iowa St.	81 86
14	N	South Carolina	90 85
19	N	Rutgers	69 59

RPI	S	Opponent	Score
28	A	South Dakota St.	71 80
40	H	South Dakota	76 64

RPI	S	Opponent	Score
63	H	Missouri St.	79 85
87	A	UNI	88 64
98	A	Nebraska	83 77

RPI	S	Opponent	Score
115	A	Creighton	85 69
155	A	Bradley	92 63
156	H	CSUN	73 63
162	H	Southern Ill.	94 66
172	A	Indiana St.	70 68
190	A	Illinois St.	82 64
220	A	Western Ill.	98 71
249	A	Loyola Chicago	83 55
249	H	Loyola Chicago	69 60
293	A	Valparaiso	88 62
293	H	Valparaiso	84 53
335	A	Evansville	78 47

LAST 12 Division I GAMES:

14	N	South Carolina	90 85	335	A	Evansville	78 47
1	N	Notre Dame	64 82	172	A	Indiana St.	70 68
249	A	Loyola Chicago	83 55	87	A	UNI	88 64
293	A	Valparaiso	88 62	293	H	Valparaiso	84 53
162	H	Southern Ill.	94 66	249	H	Loyola Chicago	69 60
63	H	Missouri St.	79 85	190	A	Illinois St.	82 64

Non-Div I Games: Clarke 91 43

Drake

■ Loss,
 ■ Non-Conf, S Site,
 ■ Home
 ■ Away
 N Neutral

Average RPI Win:	207	WON-LOST	WINNING	LAST 10	STRENGTH OF	OPP. STRENGTH	TEAM	ADJ.	CONF.	ADJ CONF.
Average RPI Loss:	72	RECORD	PCT. RANK	GAMES	SCHEDULE	OF SCHEDULE	RPI	RPI	RPI	RPI
DIV. I ONLY	16- 5	39	1- 0	126	165	78	78	10	10	
DIV. I NON-CONF.	8- 3	72	1- 0	144	259	91	91	10	10	
TOTALS	RPI 1-25	RPI 26-50	W-L RECORDS	RPI 51-100	RPI 101-150	RPI 150+				
16- 5	0- 0	1- 1	OVERALL	1- 3	3- 1	11- 0				
6- 4	0- 0	1- 1	HOME	0- 2	2- 1	3- 0				
9- 0	0- 0	0- 0	AWAY	1- 0	1- 0	7- 0				
1- 1	0- 0	0- 0	NEUTRAL	0- 1	0- 0	1- 0				
8- 3	0- 0	1- 0	NON-CONFERENCE	0- 3	0- 0	7- 0				
3- 2	0- 0	1- 0	HOME	0- 2	0- 0	2- 0				
4- 0	0- 0	0- 0	AWAY	0- 0	0- 0	4- 0				
1- 1	0- 0	0- 0	NEUTRAL	0- 1	0- 0	1- 0				
8- 2	0- 0	0- 1	CONFERENCE	1- 0	3- 1	4- 0				
3- 2	0- 0	0- 1	HOME	0- 0	2- 1	1- 0				
5- 0	0- 0	0- 0	AWAY	1- 0	1- 0	3- 0				
0- 0	0- 0	0- 0	NEUTRAL	0- 0	0- 0	0- 0				

RPI S	Opponent	Score	RPI S	Opponent	Score	RPI S	Opponent	Score	RPI S	Opponent	Score
35	H James Madison	35 51	42	H Bucknell	64 42	64	H Quinnipiac	52 56	107	H UNCW	67 55
						69	H Penn	39 55	116	H Towson	54 55
						76	N Wright St.	63 71	149	A Delaware	57 40
						83	A Northeastern	61 59	149	H Delaware	58 41
									165	A William & Mary	62 58
									191	A Elon	59 44
									240	H Saint Joseph's	51 34
									247	H Gardner-Webb	65 48
									252	A Hofstra	61 49
									258	A Richmond	58 35
									266	A Vermont	60 44
									277	N Siena	51 39
									285	A La Salle	58 43
									292	H Col. of Charleston	76 53
									302	A Manhattan	53 39
LAST 12 Division I GAMES:											
266	A Vermont	60 44	252	A Hofstra	61 49						
149	H Delaware	58 41	83	A Northeastern	61 59						
165	A William & Mary	62 58	149	A Delaware	57 40						
191	A Elon	59 44	35	H James Madison	35 51						
107	H UNCW	67 55	116	H Towson	54 55						
292	H Col. of Charleston	76 53	258	A Richmond	58 35						

Non-Div I Games:

Drexel

■ Loss,
 ■ Non-Conf, S Site,
 ■ Home
 ■ Away
 N Neutral

Average RPI Win:	139	WON-LOST	WINNING	LAST 10	STRENGTH OF	OPP. STRENGTH	TEAM	ADJ.	CONF.	ADJ CONF.
Average RPI Loss:	50	RECORD	PCT. RANK	GAMES	SCHEDULE	OF SCHEDULE	RPI	RPI	RPI	RPI
DIV. I ONLY	11- 12	177	0- 1	23	9	77	77	1	1	
DIV. I NON-CONF.	8- 4	91	0- 1	83	56	54	54	1	1	
TOTALS	RPI 1-25	RPI 26-50	W-L RECORDS	RPI 51-100	RPI 101-150	RPI 150+				
11- 12	1- 5	0- 3	OVERALL	2- 2	3- 2	5- 0				
7- 3	0- 3	0- 0	HOME	1- 0	3- 0	3- 0				
3- 7	1- 2	0- 2	AWAY	1- 2	0- 1	1- 0				
1- 2	0- 0	0- 1	NEUTRAL	0- 0	0- 1	1- 0				
8- 4	0- 0	0- 2	NON-CONFERENCE	2- 1	1- 1	5- 0				
5- 0	0- 0	0- 0	HOME	1- 0	1- 0	3- 0				
2- 2	0- 0	0- 1	AWAY	1- 1	0- 0	1- 0				
1- 2	0- 0	0- 1	NEUTRAL	0- 0	0- 1	1- 0				
3- 8	1- 5	0- 1	CONFERENCE	0- 1	2- 1	0- 0				
2- 3	0- 3	0- 0	HOME	0- 0	2- 0	0- 0				
1- 5	1- 2	0- 1	AWAY	0- 1	0- 1	0- 0				
0- 0	0- 0	0- 0	NEUTRAL	0- 0	0- 0	0- 0				

RPI 1-25				RPI 26-50				RPI 51-100				Team's RPI: 77				RPI 101+			
RPI	S	Opponent	Score	RPI	S	Opponent	Score	RPI	S	Opponent	Score	RPI	S	Opponent	Score	RPI	S	Opponent	Score
3	H	Louisville	51 73	29	A	Oregon St.	57 71	72	A	Maine	66 63	104	A	Boston College	90 92				
9	A	NC State	51 63	32	N	Missouri	54 62	73	H	FGCU	57 41	117	H	Wake Forest	66 52				
12	H	Syracuse	55 64	44	A	Georgia Tech	64 70	90	A	Northwestern	58 84	130	H	Pittsburgh	74 55				
15	A	Florida St.	62 66					94	A	Virginia	47 53	144	N	Washington	64 71				
23	H	Miami (FL)	50 58									145	H	Marist	64 56				
24	A	North Carolina	85 69									186	N	Ball St.	79 62				
												189	A	Wisconsin	60 53				
												191	H	Elon	81 64				
												199	H	UNLV	66 38				
												204	H	East Carolina	83 66				
LAST 12 Division I GAMES:																			
				32	N	Missouri	54 62	12	H	Syracuse	55 64								
				186	N	Ball St.	79 62	117	H	Wake Forest	66 52								
				94	A	Virginia	47 53	15	A	Florida St.	62 66								
				24	A	North Carolina	85 69	23	H	Miami (FL)	50 58								
				130	H	Pittsburgh	74 55	44	A	Georgia Tech	64 70								
				104	A	Boston College	90 92	3	H	Louisville	51 73								

Non-Div I Games:

Duke

■ Loss,
 ■ Non-Conf,
 ■ S Site,
 ■ H Home
 ■ A Away
 N Neutral

Average RPI Win: 204	WON-LOST	WINNING	LAST 10	STRENGTH OF	OPP. STRENGTH	TEAM	ADJ.	CONF.	ADJ CONF.
Average RPI Loss: 117	RECORD	PCT. RANK	GAMES	SCHEDULE	OF SCHEDULE	RPI	RPI	RPI	RPI
DIV. I ONLY	12- 12	163	0- 1	171	93	163	163	17	17
DIV. I NON-CONF.	6- 7	172	0- 0	103	17	128	128	16	16
TOTALS	RPI 1-25	RPI 26-50	W-L RECORDS	RPI 51-100	RPI 101-150	RPI 150+			
12- 12	0- 2	0- 2	OVERALL	1- 1	2- 2	9- 5			
6- 5	0- 1	0- 0	HOME	0- 0	1- 1	5- 3			
6- 5	0- 0	0- 2	AWAY	1- 1	1- 1	4- 1			
0- 2	0- 1	0- 0	NEUTRAL	0- 0	0- 0	0- 1			
6- 7	0- 2	0- 2	NON-CONFERENCE	1- 1	1- 1	4- 1			
3- 2	0- 1	0- 0	HOME	0- 0	0- 1	3- 0			
3- 3	0- 0	0- 2	AWAY	1- 1	1- 0	1- 0			
0- 2	0- 1	0- 0	NEUTRAL	0- 0	0- 0	0- 1			
6- 5	0- 0	0- 0	CONFERENCE	0- 0	1- 1	5- 4			
3- 3	0- 0	0- 0	HOME	0- 0	1- 0	2- 3			
3- 2	0- 0	0- 0	AWAY	0- 0	0- 1	3- 1			
0- 0	0- 0	0- 0	NEUTRAL	0- 0	0- 0	0- 0			

RPI 1-25				RPI 26-50				RPI 51-100				RPI 101+ Team's RPI: 163			
RPI	S	Opponent	Score	RPI	S	Opponent	Score	RPI	S	Opponent	Score	RPI	S	Opponent	Score
12	N	Syracuse	71 87	26	A	Texas	41 78	74	A	Toledo	52 65	114	H	Dayton	85 57
16	H	UCF	63 71	37	A	TCU	48 61	80	A	Kent St.	77 72	121	A	Fordham	46 57
												130	H	Pittsburgh	58 66
												134	A	Penn St.	64 58
												153	H	Davidson	47 62
												169	H	Temple	54 53
												183	H	Saint Louis	63 67
												202	A	Massachusetts	66 69
												209	H	George Washington	54 55
												214	A	George Mason	60 57
												217	A	Saint Francis (PA)	93 73
												230	A	St. Bonaventure	60 54
												240	H	Saint Joseph's	81 73
												243	N	Liberty	51 55
												244	H	ETSU	66 58
												258	H	Richmond	80 54
												265	H	Mt. St. Mary's	73 64
												285	A	La Salle	66 62
LAST 12 Division I GAMES:															
183	H	Saint Louis	63 67	258	H	Richmond	80 54								
114	H	Dayton	85 57	240	H	Saint Joseph's	81 73								
202	A	Massachusetts	66 69	214	A	George Mason	60 57								
121	A	Fordham	46 57	153	H	Davidson	47 62								
209	H	George Washington	54 55	230	A	St. Bonaventure	60 54								
285	A	La Salle	66 62	169	H	Temple	54 53								

Non-Div I Games:

Duquesne

■ Loss,
 ■ Non-Conf,
 ■ S Site,
 ■ H Home
 ■ A Away
 N Neutral

Average RPI Win: 237	WON-LOST	WINNING	LAST 10	STRENGTH OF	OPP. STRENGTH	TEAM	ADJ.	CONF.	ADJ CONF.
Average RPI Loss: 118	RECORD	PCT. RANK	GAMES	SCHEDULE	OF SCHEDULE	RPI	RPI	RPI	RPI
DIV. I ONLY	7- 17	281	0- 2	87	153	244	244	27	27
DIV. I NON-CONF.	2- 14	319	0- 2	30	108	233	233	24	24
TOTALS	RPI 1-25	RPI 26-50	W-L RECORDS	RPI 51-100	RPI 101-150	RPI 150+			
7- 17	0- 3	0- 0	OVERALL	0- 4	2- 5	5- 5			
7- 4	0- 0	0- 0	HOME	0- 1	2- 2	5- 1			
0- 10	0- 1	0- 0	AWAY	0- 3	0- 2	0- 4			
0- 3	0- 2	0- 0	NEUTRAL	0- 0	0- 1	0- 0			
2- 14	0- 3	0- 0	NON-CONFERENCE	0- 4	1- 4	1- 3			
2- 4	0- 0	0- 0	HOME	0- 1	1- 2	1- 1			
0- 7	0- 1	0- 0	AWAY	0- 3	0- 1	0- 2			
0- 3	0- 2	0- 0	NEUTRAL	0- 0	0- 1	0- 0			
5- 3	0- 0	0- 0	CONFERENCE	0- 0	1- 1	4- 2			
5- 0	0- 0	0- 0	HOME	0- 0	1- 0	4- 0			
0- 3	0- 0	0- 0	AWAY	0- 0	0- 1	0- 2			
0- 0	0- 0	0- 0	NEUTRAL	0- 0	0- 0	0- 0			

RPI 1-25				RPI 26-50				RPI 51-100				RPI 101+ Team's RPI: 244			
RPI	S	Opponent	Score	RPI	S	Opponent	Score	RPI	S	Opponent	Score	RPI	S	Opponent	Score
14	N	South Carolina	55 101					61	A	Tennessee	61 80	101	H	Houston	77 84
19	N	Rutgers	44 68					80	H	Troy	66 84	110	A	South Alabama	74 81
20	A	Michigan St.	53 75					82	A	Cincinnati	64 77	127	N	Western Ky.	68 82
								93	A	Radford	64 79	128	H	High Point	65 73
												141	A	Chattanooga	67 76
												141	H	Chattanooga	64 54
												143	H	Appalachian St.	95 64
												157	A	Mercer	41 64
												163	A	Duquesne	58 66
												197	A	UNC Asheville	55 56
												218	H	N.C. A&T	61 56
												221	H	Furman	75 70
												243	H	Liberty	86 89
												270	A	Samford	58 79
												284	H	Wofford	92 79
												313	H	UNC Greensboro	85 76
												338	H	Western Caro.	88 80
LAST 12 Division I GAMES:															
19	N	Rutgers	44 68	270	A	Samford	58 79								
127	N	Western Ky.	68 82	284	H	Wofford	92 79								
141	H	Chattanooga	64 54	221	H	Furman	75 70								
338	H	Western Caro.	88 80	141	A	Chattanooga	67 76								
313	H	UNC Greensboro	85 76	128	H	High Point	65 73								
157	A	Mercer	41 64	61	A	Tennessee	61 80								

Non-Div I Games:

ETSU

■ Loss,
 ■ Non-Conf,
 ■ S Site,
 ■ Home
 ■ A Away
 N Neutral

East Carolina

Through Games Of Feb. 13, 2019

Average RPI Win:	249	WON-LOST	WINNING	LAST 10	STRENGTH OF	OPP. STRENGTH	TEAM	ADJ.	CONF.	ADJ CONF.
Average RPI Loss:	131	RECORD	PCT. RANK	GAMES	SCHEDULE	OF SCHEDULE	RPI	RPI	RPI	RPI
DIV. I ONLY	12- 11	155	1- 0	239	170	204	204	9	9	
DIV. I NON-CONF.	9- 4	85	0- 0	309	280	197	197	9	9	
TOTALS	RPI 1-25	RPI 26-50	W-L RECORDS	RPI 51-100	RPI 101-150	RPI 150+				
12- 11	0- 2	0- 0	OVERALL	0- 1	2- 4	10- 4				
10- 3	0- 1	0- 0	HOME	0- 0	2- 2	8- 0				
0- 8	0- 1	0- 0	AWAY	0- 1	0- 2	0- 4				
2- 0	0- 0	0- 0	NEUTRAL	0- 0	0- 0	2- 0				
9- 4	0- 0	0- 0	NON-CONFERENCE	0- 1	1- 2	8- 1				
7- 1	0- 0	0- 0	HOME	0- 0	1- 1	6- 0				
0- 3	0- 0	0- 0	AWAY	0- 1	0- 1	0- 1				
2- 0	0- 0	0- 0	NEUTRAL	0- 0	0- 0	2- 0				
3- 7	0- 2	0- 0	CONFERENCE	0- 0	1- 2	2- 3				
3- 2	0- 1	0- 0	HOME	0- 0	1- 1	2- 0				
0- 5	0- 1	0- 0	AWAY	0- 0	0- 1	0- 3				
0- 0	0- 0	0- 0	NEUTRAL	0- 0	0- 0	0- 0				

RPI	S	Opponent	Score	RPI	S	Opponent	Score	RPI	S	Opponent	Score	RPI	S	Opponent	Score	Team's RPI: 204
6	A	UConn	55 118					77	A	Duke	66 83	107	H	UNCW	68 71	
16	H	UCF	58 61									117	H	Wake Forest	70 61	
												129	A	Tulane	57 68	
												129	H	Tulane	63 61	
												147	H	Tulsa	55 75	
												150	A	Charlotte	46 52	
												165	A	William & Mary	43 63	
												169	A	Temple	62 84	
												177	H	UMES	84 69	
												216	H	Monmouth	73 67	
												232	A	Memphis	46 58	
												232	H	Memphis	68 59	
												243	H	Liberty	66 63	
												248	A	Wichita St.	47 57	
												248	H	Wichita St.	78 56	
												305	N	South Carolina St.	71 63	
												306	H	Kennesaw St.	68 56	
												337	H	Grand Canyon	59 47	
												340	N	Longwood	61 52	
												343	H	USC Upstate	63 53	
LAST 12 Division I GAMES:																
232	H	Memphis	68 59	232	A	Memphis	46 58									
6	A	UConn	55 118	147	H	Tulsa	55 75									
129	H	Tulane	63 61	248	H	Wichita St.	78 56									
248	A	Wichita St.	47 57	129	A	Tulane	57 68									
169	A	Temple	62 84	107	H	UNCW	68 71									
16	H	UCF	58 61	77	A	Duke	66 83									

Non-Div I Games:

East Carolina

Loss, Non-Conf, S Site, H Home A Away N Neutral

Average RPI Win:	251	WON-LOST	WINNING	LAST 10	STRENGTH OF	OPP. STRENGTH	TEAM	ADJ.	CONF.	ADJ CONF.
Average RPI Loss:	184	RECORD	PCT. RANK	GAMES	SCHEDULE	OF SCHEDULE	RPI	RPI	RPI	RPI
DIV. I ONLY	7- 13	252	1- 0	232	298	272	272	22	22	
DIV. I NON-CONF.	3- 5	227	0- 0	199	251	219	219	21	21	
TOTALS	RPI 1-25	RPI 26-50	W-L RECORDS	RPI 51-100	RPI 101-150	RPI 150+				
7- 13	0- 0	0- 1	OVERALL	0- 1	1- 3	6- 8				
5- 3	0- 0	0- 0	HOME	0- 0	1- 1	4- 2				
1- 10	0- 0	0- 1	AWAY	0- 1	0- 2	1- 6				
1- 0	0- 0	0- 0	NEUTRAL	0- 0	0- 0	1- 0				
3- 5	0- 0	0- 1	NON-CONFERENCE	0- 1	0- 0	3- 3				
2- 0	0- 0	0- 0	HOME	0- 0	0- 0	2- 0				
0- 5	0- 0	0- 1	AWAY	0- 1	0- 0	0- 3				
1- 0	0- 0	0- 0	NEUTRAL	0- 0	0- 0	1- 0				
4- 8	0- 0	0- 0	CONFERENCE	0- 0	1- 3	3- 5				
3- 3	0- 0	0- 0	HOME	0- 0	1- 1	2- 2				
1- 5	0- 0	0- 0	AWAY	0- 0	0- 2	1- 3				
0- 0	0- 0	0- 0	NEUTRAL	0- 0	0- 0	0- 0				

RPI S	Opponent	Score	RPI S	Opponent	Score	RPI S	Opponent	Score	RPI S	Opponent	Score	Team's RPI: 272
46	A Butler	37 72	96	A Northern Ill.	59 78	120	H Morehead St.	57 67	132	A Tennessee Tech	88 99	
						135	A UT Martin	66 90	135	H UT Martin	77 71	
						155	A Bradley	64 67	162	A Southern Ill.	59 73	
						172	H Indiana St.	63 39	203	A Jacksonville St.	49 78	
						220	N Western Ill.	64 62	222	A Southeast Mo. St.	57 72	
						256	H SIUE	56 65	282	A Murray St.	51 60	
						282	H Murray St.	75 67	288	A Austin Peay	67 57	
						288	H Austin Peay	60 73	293	A Valparaiso	60 62	
						327	H Eastern Ky.	80 60	333	H Purdue Fort Wayne	72 63	
LAST 12 Division I GAMES:												
288	A Austin Peay	67 57	288	H Austin Peay	60 73							
282	A Murray St.	51 60	282	H Murray St.	75 67							
120	H Morehead St.	57 67	132	A Tennessee Tech	88 99							
327	H Eastern Ky.	80 60	203	A Jacksonville St.	49 78							
222	A Southeast Mo. St.	57 72	256	H SIUE	56 65							
135	A UT Martin	66 90	135	H UT Martin	77 71							

Non-Div I Games: Lincoln Christian 97 34 Eureka 104 48 Oakland City 102 43

Eastern Ill.

Average RPI Win:	0	WON-LOST	WINNING	LAST 10	STRENGTH OF	OPP. STRENGTH	TEAM	ADJ.	CONF.	ADJ CONF.
Average RPI Loss:	169	RECORD	PCT. RANK	GAMES	SCHEDULE	OF SCHEDULE	RPI	RPI	RPI	RPI
DIV. I ONLY	0- 21	351	0- 1	114	262	327	327	22	22	
DIV. I NON-CONF.	0- 9	336	0- 1	20	220	261	261	21	21	
TOTALS	RPI 1-25	RPI 26-50	W-L RECORDS	RPI 51-100	RPI 101-150	RPI 150+				
0- 21	0- 1	0- 1	OVERALL	0- 5	0- 3	0- 11				
0- 8	0- 0	0- 0	HOME	0- 1	0- 2	0- 5				
0- 11	0- 0	0- 1	AWAY	0- 3	0- 1	0- 6				
0- 2	0- 1	0- 0	NEUTRAL	0- 1	0- 0	0- 0				
0- 9	0- 1	0- 1	NON-CONFERENCE	0- 3	0- 1	0- 3				
0- 2	0- 0	0- 0	HOME	0- 0	0- 0	0- 2				
0- 5	0- 0	0- 1	AWAY	0- 2	0- 1	0- 1				
0- 2	0- 1	0- 0	NEUTRAL	0- 1	0- 0	0- 0				
0- 12	0- 0	0- 0	CONFERENCE	0- 2	0- 2	0- 8				
0- 6	0- 0	0- 0	HOME	0- 1	0- 2	0- 3				
0- 6	0- 0	0- 0	AWAY	0- 1	0- 0	0- 5				
0- 0	0- 0	0- 0	NEUTRAL	0- 0	0- 0	0- 0				

RPI S	Opponent	Score	RPI S	Opponent	Score	RPI S	Opponent	Score	RPI S	Opponent	Score	Team's RPI: 327
15 N	Florida St.	45 62	33 A	Ohio	60 100	57 A	Miami (OH)	44 60	132 H	Tennessee Tech	68 81	
						65 A	West Virginia	29 78	135 H	UT Martin	61 87	
						65 N	West Virginia	39 81	142 A	Akron	54 63	
						68 A	Belmont	43 69	183 H	Saint Louis	43 70	
						68 H	Belmont	52 87	203 H	Jacksonville St.	44 53	
									214 H	George Mason	75 91	
									222 H	Southeast Mo. St.	42 52	
									256 A	SIUE	55 74	
									272 A	Eastern Ill.	60 80	
									279 A	Western Mich.	53 64	
									282 A	Murray St.	63 81	
									288 A	Austin Peay	65 100	
									289 A	Tennessee St.	38 60	
									289 H	Tennessee St.	31 57	
LAST 12 Division I GAMES:												
	65 N	West Virginia	39	81		203 H	Jacksonville St.	44	53			
	289 H	Tennessee St.	31	57		222 H	Southeast Mo. St.	42	52			
	68 H	Belmont	52	87		135 H	UT Martin	61	87			
	256 A	SIUE	55	74		68 A	Belmont	43	69			
	272 A	Eastern Ill.	60	80		289 A	Tennessee St.	38	60			
	132 H	Tennessee Tech	68	81		282 A	Murray St.	63	81			

Non-Div I Games: Brescia 70 41 Ky. Christian 90 35

Eastern Ky.

Loss, Non-Conf, S Site, H Home A Away N Neutral

Average RPI Win:	270	WON-LOST	WINNING	LAST 10	STRENGTH OF	OPP. STRENGTH	TEAM	ADJ.	CONF.	ADJ CONF.
Average RPI Loss:	86	RECORD	PCT. RANK	GAMES	SCHEDULE	OF SCHEDULE	RPI	RPI	RPI	RPI
DIV. I ONLY	9- 12	216	0- 1	174	136	194	194	7	7	
DIV. I NON-CONF.	6- 4	125	0- 0	337	257	252	252	8	8	
TOTALS	RPI 1-25	RPI 26-50	W-L RECORDS	RPI 51-100	RPI 101-150	RPI 150+				
9- 12	0- 1	0- 4	OVERALL	0- 5	1- 0	8- 2				
6- 3	0- 0	0- 1	HOME	0- 2	0- 0	6- 0				
3- 6	0- 0	0- 2	AWAY	0- 3	1- 0	2- 1				
0- 3	0- 1	0- 1	NEUTRAL	0- 0	0- 0	0- 1				
6- 4	0- 1	0- 1	NON-CONFERENCE	0- 0	0- 0	6- 2				
4- 0	0- 0	0- 0	HOME	0- 0	0- 0	4- 0				
2- 1	0- 0	0- 0	AWAY	0- 0	0- 0	2- 1				
0- 3	0- 1	0- 1	NEUTRAL	0- 0	0- 0	0- 1				
3- 8	0- 0	0- 3	CONFERENCE	0- 5	1- 0	2- 0				
2- 3	0- 0	0- 1	HOME	0- 2	0- 0	2- 0				
1- 5	0- 0	0- 2	AWAY	0- 3	1- 0	0- 0				
0- 0	0- 0	0- 0	NEUTRAL	0- 0	0- 0	0- 0				

RPI 1-25				RPI 26-50				RPI 51-100				RPI 101+				Team's RPI: 194	
RPI	S	Opponent	Score	RPI	S	Opponent	Score	RPI	S	Opponent	Score	RPI	S	Opponent	Score		
11	N	Iowa St.	59 85	27	A	Central Mich.	61 71	57	A	Miami (OH)	58 63	142	A	Akron	72 60		
				31	H	Buffalo	84 91	74	A	Toledo	43 63	188	A	Illinois	66 72		
				33	A	Ohio	44 85	80	A	Kent St.	64 71	190	H	Illinois St.	50 41		
				46	N	Butler	63 73	80	H	Kent St.	54 67	210	H	Bowling Green	81 74		
								96	H	Northern Ill.	65 68	271	H	Cleveland St.	69 63		
												279	H	Western Mich.	64 61		
												313	N	UNC Greensboro	44 49		
												332	H	UIC	52 38		
												333	A	Purdue Fort Wayne	87 72		
												336	H	Detroit Mercy	60 53		
												340	A	Longwood	64 45		
LAST 12 Division I GAMES:																	
				80	H	Kent St.	54 67	33	A	Ohio	44 85						
				74	A	Toledo	43 63	142	A	Akron	72 60						
				57	A	Miami (OH)	58 63	279	H	Western Mich.	64 61						
				96	H	Northern Ill.	65 68	31	H	Buffalo	84 91						
				27	A	Central Mich.	61 71	80	A	Kent St.	64 71						
				210	H	Bowling Green	81 74	46	N	Butler	63 73						

Non-Div I Games: Northwood 53 39

Eastern Mich.

■ Loss,
 ■ Non-Conf, S Site,
 ■ Home
 ■ Away
 N Neutral

Average RPI Win:	205	WON-LOST	WINNING	LAST 10	STRENGTH OF	OPP. STRENGTH	TEAM	ADJ.	CONF.	ADJ CONF.
Average RPI Loss:	123	RECORD	PCT. RANK	GAMES	SCHEDULE	OF SCHEDULE	RPI	RPI	RPI	RPI
DIV. I ONLY	5- 15	301	1- 0	66	151	196	196	16	16	
DIV. I NON-CONF.	0- 8	336	0- 0	14	125	224	224	12	12	
TOTALS	RPI 1-25	RPI 26-50	W-L RECORDS	RPI 51-100	RPI 101-150	RPI 150+				
5- 15	0- 1	0- 3	OVERALL	0- 3	1- 4	4- 4				
1- 7	0- 1	0- 1	HOME	0- 1	0- 3	1- 1				
4- 6	0- 0	0- 1	AWAY	0- 2	1- 1	3- 2				
0- 2	0- 0	0- 1	NEUTRAL	0- 0	0- 0	0- 1				
0- 8	0- 1	0- 3	NON-CONFERENCE	0- 1	0- 1	0- 2				
0- 3	0- 1	0- 1	HOME	0- 0	0- 1	0- 0				
0- 3	0- 0	0- 1	AWAY	0- 1	0- 0	0- 1				
0- 2	0- 0	0- 1	NEUTRAL	0- 0	0- 0	0- 1				
5- 7	0- 0	0- 0	CONFERENCE	0- 2	1- 3	4- 2				
1- 4	0- 0	0- 0	HOME	0- 1	0- 2	1- 1				
4- 3	0- 0	0- 0	AWAY	0- 1	1- 1	3- 1				
0- 0	0- 0	0- 0	NEUTRAL	0- 0	0- 0	0- 0				

RPI 1-25				RPI 26-50				RPI 51-100				RPI 101+ Team's RPI: 196			
RPI	S	Opponent	Score	RPI	S	Opponent	Score	RPI	S	Opponent	Score	RPI	S	Opponent	Score
13	H	Gonzaga	51 63	29	N	Oregon St.	45 93	54	A	Boise St.	55 67	102	A	Idaho St.	48 63
				38	A	BYU	65 80	88	A	Idaho	68 84	111	H	Fresno St.	58 68
				49	H	Utah	51 95	100	H	Northern Colo.	62 67	137	A	Montana St.	89 87
												137	H	Montana St.	47 61
												139	H	Portland St.	64 76
												166	N	UC Riverside	45 57
												167	A	Montana	68 62
												167	H	Montana	67 64
												233	H	Sacramento St.	70 73
												235	A	Northern Ariz.	64 62
												268	A	Southern Utah	63 73
												312	A	Cal Poly	55 59
												318	A	Weber St.	64 58
LAST 12 Division I GAMES:															
167	H	Montana	67 64	137	A	Montana St.	89 87								
137	H	Montana St.	47 61	167	A	Montana	68 62								
235	A	Northern Ariz.	64 62	100	H	Northern Colo.	62 67								
268	A	Southern Utah	63 73	88	A	Idaho	68 84								
233	H	Sacramento St.	70 73	102	A	Idaho St.	48 63								
139	H	Portland St.	64 76	318	A	Weber St.	64 58								

Non-Div I Games: Eastern Ore. 66 45

Eastern Wash.

■ Loss,
 ■ Non-Conf,
 ■ S Site,
 ■ H Home
 ■ A Away
 N Neutral

Average RPI Win: 247	WON-LOST	WINNING	LAST 10	STRENGTH OF	OPP. STRENGTH	TEAM	ADJ.	CONF.	ADJ CONF.
Average RPI Loss: 111	RECORD	PCT. RANK	GAMES	SCHEDULE	OF SCHEDULE	RPI	RPI	RPI	RPI
DIV. I ONLY	7- 14	259	1- 0	92	177	191	191	10	10
DIV. I NON-CONF.	4- 6	212	0- 0	105	241	184	184	10	10
TOTALS	RPI 1-25	RPI 26-50	W-L RECORDS	RPI 51-100	RPI 101-150	RPI 150+			
7- 14	0- 1	0- 2	OVERALL	0- 3	0- 6	7- 2			
3- 6	0- 1	0- 1	HOME	0- 1	0- 3	3- 0			
4- 8	0- 0	0- 1	AWAY	0- 2	0- 3	4- 2			
0- 0	0- 0	0- 0	NEUTRAL	0- 0	0- 0	0- 0			
4- 6	0- 1	0- 1	NON-CONFERENCE	0- 1	0- 2	4- 1			
2- 3	0- 1	0- 1	HOME	0- 0	0- 1	2- 0			
2- 3	0- 0	0- 0	AWAY	0- 1	0- 1	2- 1			
0- 0	0- 0	0- 0	NEUTRAL	0- 0	0- 0	0- 0			
3- 8	0- 0	0- 1	CONFERENCE	0- 2	0- 4	3- 1			
1- 3	0- 0	0- 0	HOME	0- 1	0- 2	1- 0			
2- 5	0- 0	0- 1	AWAY	0- 1	0- 2	2- 1			
0- 0	0- 0	0- 0	NEUTRAL	0- 0	0- 0	0- 0			

RPI 1-25				RPI 26-50				RPI 51-100				RPI 101+ Team's RPI: 191			
RPI	S	Opponent	Score	RPI	S	Opponent	Score	RPI	S	Opponent	Score	RPI	S	Opponent	Score
24	H	North Carolina	69 100	35	A	James Madison	30 82	77	A	Duke	64 81	107	A	UNCW	51 76
				48	H	Auburn	44 96	78	H	Drexel	44 59	107	H	UNCW	70 75
								83	A	Northeastern	71 79	116	A	Towson	58 59
												143	A	Appalachian St.	62 65
												145	H	Marist	57 61
												149	H	Delaware	63 74
												153	H	Davidson	73 72
												165	A	William & Mary	60 65
												181	A	Hampton	77 62
												218	H	N.C. A&T	73 64
												252	A	Hofstra	77 64
												273	A	Winthrop	57 58
												292	A	Col. of Charleston	72 52
												292	H	Col. of Charleston	76 68
												341	A	N.C. Central	83 54
LAST 12 Division I GAMES:															
292	A	Col. of Charleston	72 52	165	A	William & Mary	60 65	107	H	UNCW	70 75	292	H	Col. of Charleston	76 68
107	A	UNCW	51 76	252	A	Hofstra	77 64	83	A	Northeastern	71 79	48	H	Auburn	44 96
149	H	Delaware	63 74	35	A	James Madison	30 82								
78	H	Drexel	44 59	116	A	Towson	58 59								

Non-Div I Games: Chowan 88 74

Elon

■ Loss,
 ■ Non-Conf, S Site,
 ■ Home
 ■ Away
 N Neutral

Average RPI Win:	318	WON-LOST	WINNING	LAST 10	STRENGTH OF	OPP. STRENGTH	TEAM	ADJ.	CONF.	ADJ CONF.
Average RPI Loss:	191	RECORD	PCT. RANK	GAMES	SCHEDULE	OF SCHEDULE	RPI	RPI	RPI	RPI
DIV. I ONLY	2- 20	341	0- 1	247	283	335	335	13	13	
DIV. I NON-CONF.	2- 9	297	0- 0	336	339	346	346	15	15	
TOTALS	RPI 1-25	RPI 26-50	W-L RECORDS	RPI 51-100	RPI 101-150	RPI 150+				
2- 20	0- 1	0- 0	OVERALL	0- 2	0- 2	2- 15				
1- 9	0- 1	0- 0	HOME	0- 1	0- 0	1- 7				
1- 11	0- 0	0- 0	AWAY	0- 1	0- 2	1- 8				
0- 0	0- 0	0- 0	NEUTRAL	0- 0	0- 0	0- 0				
2- 9	0- 0	0- 0	NON-CONFERENCE	0- 0	0- 2	2- 7				
1- 4	0- 0	0- 0	HOME	0- 0	0- 0	1- 4				
1- 5	0- 0	0- 0	AWAY	0- 0	0- 2	1- 3				
0- 0	0- 0	0- 0	NEUTRAL	0- 0	0- 0	0- 0				
0- 11	0- 1	0- 0	CONFERENCE	0- 2	0- 0	0- 8				
0- 5	0- 1	0- 0	HOME	0- 1	0- 0	0- 3				
0- 6	0- 0	0- 0	AWAY	0- 1	0- 0	0- 5				
0- 0	0- 0	0- 0	NEUTRAL	0- 0	0- 0	0- 0				

RPI S	Opponent	Score	RPI S	Opponent	Score	RPI S	Opponent	Score	RPI S	Opponent	Score	Team's RPI: 335
22	H Drake	47 78				63	A Missouri St.	66 88	114	A Dayton	30 69	
						87	H UNI	46 74	120	A Morehead St.	63 85	
									155	A Bradley	63 81	
									155	H Bradley	68 75	
									162	A Southern Ill.	47 67	
									172	H Indiana St.	69 76	
									189	A Wisconsin	60 96	
									190	A Illinois St.	59 82	
									190	H Illinois St.	61 72	
									222	H Southeast Mo. St.	50 54	
									225	A Marshall	65 72	
									249	A Loyola Chicago	56 61	
									256	H SIUE	45 54	
									282	A Murray St.	53 81	
									288	H Austin Peay	56 52	
									293	A Valparaiso	49 93	
									332	H UIC	54 62	
									333	H Purdue Fort Wayne	66 72	
									348	A Chicago St.	67 58	
LAST 12 Division I GAMES:												
155	A Bradley	63 81	249	A Loyola Chicago	56 61							
190	A Illinois St.	59 82	190	H Illinois St.	61 72							
172	H Indiana St.	69 76	155	H Bradley	68 75							
22	H Drake	47 78	63	A Missouri St.	66 88							
87	H UNI	46 74	162	A Southern Ill.	47 67							
293	A Valparaiso	49 93	189	A Wisconsin	60 96							

Non-Div I Games:

Evansville

■ Loss,
■ Non-Conf,
■ S Site,
■ H Home
■ A Away
N Neutral

Average RPI Win:	238	WON-LOST	WINNING	LAST 10	STRENGTH OF	OPP. STRENGTH	TEAM	ADJ.	CONF.	ADJ CONF.
Average RPI Loss:	59	RECORD	PCT. RANK	GAMES	SCHEDULE	OF SCHEDULE	RPI	RPI	RPI	RPI
DIV. I ONLY	18- 4	23	1- 0	189	219	73	73	24	24	
DIV. I NON-CONF.	7- 4	108	0- 0	128	92	88	88	26	26	
TOTALS	RPI 1-25	RPI 26-50	W-L RECORDS	RPI 51-100	RPI 101-150	RPI 150+				
18- 4	0- 1	0- 1	OVERALL	1- 1	3- 1	14- 0				
10- 1	0- 0	0- 0	HOME	0- 0	2- 1	8- 0				
7- 2	0- 0	0- 1	AWAY	0- 1	1- 0	6- 0				
1- 1	0- 1	0- 0	NEUTRAL	1- 0	0- 0	0- 0				
7- 4	0- 1	0- 1	NON-CONFERENCE	1- 1	1- 1	5- 0				
4- 1	0- 0	0- 0	HOME	0- 0	1- 1	3- 0				
2- 2	0- 0	0- 1	AWAY	0- 1	0- 0	2- 0				
1- 1	0- 1	0- 0	NEUTRAL	1- 0	0- 0	0- 0				
11- 0	0- 0	0- 0	CONFERENCE	0- 0	2- 0	9- 0				
6- 0	0- 0	0- 0	HOME	0- 0	1- 0	5- 0				
5- 0	0- 0	0- 0	AWAY	0- 0	1- 0	4- 0				
0- 0	0- 0	0- 0	NEUTRAL	0- 0	0- 0	0- 0				

RPI 1-25				RPI 26-50				RPI 51-100 Team's RPI: 73				RPI 101+			
RPI	S	Opponent	Score	RPI	S	Opponent	Score	RPI	S	Opponent	Score	RPI	S	Opponent	Score
5	N	Stanford	65 88	28	A	South Dakota St.	62 80	77	A	Duke	41 57	101	H	Houston	76 71
								97	N	American	90 71	125	H	UAB	60 62
												138	A	North Ala.	68 52
												138	H	North Ala.	76 51
												159	H	Abilene Christian	81 65
												217	A	Saint Francis (PA)	83 69
												241	A	Hawaii	73 67
												243	A	Liberty	65 64
												243	H	Liberty	68 50
												245	H	Jacksonville	82 58
												274	A	North Florida	105 66
												274	H	North Florida	80 48
												306	A	Kennesaw St.	69 46
												311	A	NJIT	67 35
												311	H	NJIT	61 42
												324	H	Lipscomb	82 40
												325	H	FIU	100 58
												328	H	Coppin St.	93 61
LAST 12 Division I GAMES:															
311	H	NJIT	61 42	324	H	Lipscomb	82 40								
243	A	Liberty	65 64	306	A	Kennesaw St.	69 46								
138	H	North Ala.	76 51	274	A	North Florida	105 66								
245	H	Jacksonville	82 58	138	A	North Ala.	68 52								
311	A	NJIT	67 35	243	H	Liberty	68 50								
274	H	North Florida	80 48	77	A	Duke	41 57								

Non-Div I Games: Fla. Memorial 99 68 Johnson & Wales (FI109 64

FGCU

■ Loss,
 ■ Non-Conf,
 ■ S Site,
 ■ Home
 ■ A Away
 N Neutral

Average RPI Win:	323	WON-LOST	WINNING	LAST 10	STRENGTH OF	OPP. STRENGTH	TEAM	ADJ.	CONF.	ADJ CONF.
Average RPI Loss:	170	RECORD	PCT. RANK	GAMES	SCHEDULE	OF SCHEDULE	RPI	RPI	RPI	RPI
DIV. I ONLY	4- 19	325	0- 1	190	291	325	325	15	15	
DIV. I NON-CONF.	3- 9	271	0- 1	192	347	321	321	18	18	
TOTALS	RPI 1-25	RPI 26-50	W-L RECORDS	RPI 51-100	RPI 101-150	RPI 150+				
4- 19	0- 1	0- 0	OVERALL	0- 3	0- 4	4- 11				
4- 11	0- 1	0- 0	HOME	0- 1	0- 3	4- 6				
0- 8	0- 0	0- 0	AWAY	0- 2	0- 1	0- 5				
0- 0	0- 0	0- 0	NEUTRAL	0- 0	0- 0	0- 0				
3- 9	0- 1	0- 0	NON-CONFERENCE	0- 1	0- 1	3- 6				
3- 6	0- 1	0- 0	HOME	0- 0	0- 1	3- 4				
0- 3	0- 0	0- 0	AWAY	0- 1	0- 0	0- 2				
0- 0	0- 0	0- 0	NEUTRAL	0- 0	0- 0	0- 0				
1- 10	0- 0	0- 0	CONFERENCE	0- 2	0- 3	1- 5				
1- 5	0- 0	0- 0	HOME	0- 1	0- 2	1- 2				
0- 5	0- 0	0- 0	AWAY	0- 1	0- 1	0- 3				
0- 0	0- 0	0- 0	NEUTRAL	0- 0	0- 0	0- 0				

RPI 1-25				RPI 26-50				RPI 51-100				RPI 101+				Team's RPI: 325
RPI	S	Opponent	Score	RPI	S	Opponent	Score	RPI	S	Opponent	Score	RPI	S	Opponent	Score	
23	H	Miami (FL)	43 94					51	H	Middle Tenn.	43 49	110	H	South Alabama	77 84	
								71	A	Old Dominion	68 95	125	H	UAB	59 83	
								73	A	FGCU	58 100	127	H	Western Ky.	82 94	
												150	A	Charlotte	54 69	
												152	A	Louisiana Tech	72 90	
												154	H	Georgia St.	61 67	
												192	A	Southern Miss.	57 71	
												225	H	Marshall	58 86	
												227	H	Howard	62 89	
												237	H	Campbell	54 59	
												238	A	Bethune-Cookman	57 68	
												245	H	Jacksonville	62 73	
												264	H	UTEP	55 60	
												274	A	North Florida	53 62	
												294	A	Fla. Atlantic	55 77	
												295	H	Morgan St.	59 50	
												297	H	UTSA	51 40	
												349	H	Florida A&M	77 54	
												350	H	Alcorn	75 40	
LAST 12 Division I GAMES:																
110	H	South Alabama	77 84	294	A	Fla. Atlantic	55 77									
237	H	Campbell	54 59	225	H	Marshall	58 86									
264	H	UTEP	55 60	127	H	Western Ky.	82 94									
297	H	UTSA	51 40	71	A	Old Dominion	68 95									
152	A	Louisiana Tech	72 90	150	A	Charlotte	54 69									
192	A	Southern Miss.	57 71	125	H	UAB	59 83									

Non-Div I Games: Palm Beach Atl. 63 66

FIU

Average RPI Win:	295	WON-LOST	WINNING	LAST 10	STRENGTH OF	OPP. STRENGTH	TEAM	ADJ.	CONF.	ADJ CONF.
Average RPI Loss:	191	RECORD	PCT. RANK	GAMES	SCHEDULE	OF SCHEDULE	RPI	RPI	RPI	RPI
DIV. I ONLY	7- 16	274	1- 0	292	301	301	301	26	26	
DIV. I NON-CONF.	3- 8	267	0- 0	277	306	304	304	28	28	
TOTALS	RPI 1-25	RPI 26-50	W-L RECORDS	RPI 51-100	RPI 101-150	RPI 150+				
7- 16	0- 0	0- 1	OVERALL	0- 2	0- 1	7- 12				
4- 5	0- 0	0- 0	HOME	0- 1	0- 1	4- 3				
2- 8	0- 0	0- 0	AWAY	0- 1	0- 0	2- 7				
1- 3	0- 0	0- 1	NEUTRAL	0- 0	0- 0	1- 2				
3- 8	0- 0	0- 1	NON-CONFERENCE	0- 1	0- 0	3- 6				
1- 2	0- 0	0- 0	HOME	0- 1	0- 0	1- 1				
1- 3	0- 0	0- 0	AWAY	0- 0	0- 0	1- 3				
1- 3	0- 0	0- 1	NEUTRAL	0- 0	0- 0	1- 2				
4- 8	0- 0	0- 0	CONFERENCE	0- 1	0- 1	4- 6				
3- 3	0- 0	0- 0	HOME	0- 0	0- 1	3- 2				
1- 5	0- 0	0- 0	AWAY	0- 1	0- 0	1- 4				
0- 0	0- 0	0- 0	NEUTRAL	0- 0	0- 0	0- 0				

RPI S	Opponent	Score	RPI S	Opponent	Score	RPI S	Opponent	Score	RPI S	Opponent	Score	Team's RPI: 301
42 N	Bucknell	54 77	64 A	Quinnipiac	36 81	145 H	Marist	46 56	165 H	William & Mary	54 60	
			83 H	Northeastern	50 59	170 A	Xavier	35 48	178 A	Rider	59 62	
						198 A	Dartmouth	46 59	202 N	Massachusetts	49 59	
						216 H	Monmouth	63 73	221 N	Furman	70 77	
						228 A	Brown	49 68	234 A	Niagara	68 71	
						234 H	Niagara	55 54	258 A	Richmond	58 40	
						277 H	Siena	59 55	280 A	Canisius	50 53	
						280 H	Canisius	72 65	302 A	Manhattan	41 47	
						329 H	Saint Peter's	65 68	331 A	Iona	55 42	
						332 N	UIC	68 60	351 H	LIU Brooklyn	71 43	
LAST 12 Division I GAMES:												
234 H	Niagara	55 54	234 A	Niagara	68 71							
280 H	Canisius	72 65	280 A	Canisius	50 53							
216 H	Monmouth	63 73	329 H	Saint Peter's	65 68							
302 A	Manhattan	41 47	145 H	Marist	46 56							
277 H	Siena	59 55	178 A	Rider	59 62							
331 A	Iona	55 42	64 A	Quinnipiac	36 81							

Non-Div I Games:

Fairfield

■ Loss,
■ Non-Conf,
■ S Site,
■ H Home
■ A Away
N Neutral

Ralphie Dickinson				Through Games of Feb. 19, 1919						
Average RPI Win:	317	WON-LOST	WINNING	LAST 10	STRENGTH OF	OPP. STRENGTH	TEAM	ADJ.	CONF.	ADJ CONF.
Average RPI Loss:	254	RECORD	PCT. RANK	GAMES	SCHEDULE	OF SCHEDULE	RPI	RPI	RPI	RPI
DIV. I ONLY	4- 16	320	0- 1	336	351	344	344	31	31	
DIV. I NON-CONF.	1- 8	322	0- 0	333	348	350	350	31	31	

TOTALS	RPI 1-25	RPI 26-50		W-L RECORDS		RPI 51-100	RPI 101-150	RPI 150+		
4- 16	0- 0	0- 0		OVERALL		0- 0	0- 0	4- 16		
3- 5	0- 0	0- 0		HOME		0- 0	0- 0	3- 5		
1- 11	0- 0	0- 0		AWAY		0- 0	0- 0	1- 11		
0- 0	0- 0	0- 0		NEUTRAL		0- 0	0- 0	0- 0		
1- 8	0- 0	0- 0		NON-CONFERENCE		0- 0	0- 0	1- 8		
1- 2	0- 0	0- 0		HOME		0- 0	0- 0	1- 2		
0- 6	0- 0	0- 0		AWAY		0- 0	0- 0	0- 6		
0- 0	0- 0	0- 0		NEUTRAL		0- 0	0- 0	0- 0		
3- 8	0- 0	0- 0		CONFERENCE		0- 0	0- 0	3- 8		
2- 3	0- 0	0- 0		HOME		0- 0	0- 0	2- 3		
1- 5	0- 0	0- 0		AWAY		0- 0	0- 0	1- 5		
0- 0	0- 0	0- 0		NEUTRAL		0- 0	0- 0	0- 0		

RPI 1-25				RPI 26-50				RPI 51-100				RPI 101+ Team's RPI: 344			
RPI	S	Opponent	Score	RPI	S	Opponent	Score	RPI	S	Opponent	Score	RPI	S	Opponent	Score
												160	A	Stony Brook	49 63
												215	A	Robert Morris	49 71
												215	H	Robert Morris	43 63
												217	A	Saint Francis (PA)	64 75
												224	A	Sacred Heart	62 68
												227	H	Howard	58 79
												253	A	Binghamton	54 73
												254	A	Colgate	52 71
												259	A	St. Francis Brooklyn	61 73
												259	H	St. Francis Brooklyn	53 64
												263	A	Air Force	37 85
												265	H	Mt. St. Mary's	47 63
												291	A	Army West Point	40 62
												300	H	Central Conn. St.	74 67
												307	H	Bryant	63 53
												308	A	Wagner	59 71
												311	H	NJIT	64 43
												321	H	Lafayette	57 63
												329	A	Saint Peter's	58 75
												351	A	LIU Brooklyn	69 52
LAST 12 Division I GAMES:															
				224	A	Sacred Heart	62 68	351	A	LIU Brooklyn	69 52				
				259	A	St. Francis Brooklyn	61 73	308	A	Wagner	59 71				
				215	H	Robert Morris	43 63	300	H	Central Conn. St.	74 67				
				307	H	Bryant	63 53	215	A	Robert Morris	49 71				
				259	H	St. Francis Brooklyn	53 64	217	A	Saint Francis (PA)	64 75				
				265	H	Mt. St. Mary's	47 63	329	A	Saint Peter's	58 75				

Non-Div I Games:	Georgian Court	70	45	Rutgers-Newark	97	51
------------------	----------------	----	----	----------------	----	----

Fairleigh Dickinson

Loss, Non-Conf, S Site, H Home A Away N Neutral

Average RPI Win:	296	WON-LOST	WINNING	LAST 10	STRENGTH OF	OPP. STRENGTH	TEAM	ADJ.	CONF.	ADJ CONF.
Average RPI Loss:	156	RECORD	PCT. RANK	GAMES	SCHEDULE	OF SCHEDULE	RPI	RPI	RPI	RPI
DIV. I ONLY	5- 19	317	0- 1	155	235	294	294	15	15	
DIV. I NON-CONF.	3- 10	278	0- 1	135	315	283	283	18	18	
TOTALS	RPI 1-25	RPI 26-50	W-L RECORDS	RPI 51-100	RPI 101-150	RPI 150+				
5- 19	0- 1	0- 0	OVERALL	0- 3	0- 4	5- 11				
4- 11	0- 0	0- 0	HOME	0- 1	0- 2	4- 8				
1- 8	0- 1	0- 0	AWAY	0- 2	0- 2	1- 3				
0- 0	0- 0	0- 0	NEUTRAL	0- 0	0- 0	0- 0				
3- 10	0- 1	0- 0	NON-CONFERENCE	0- 1	0- 1	3- 7				
2- 6	0- 0	0- 0	HOME	0- 0	0- 0	2- 6				
1- 4	0- 1	0- 0	AWAY	0- 1	0- 1	1- 1				
0- 0	0- 0	0- 0	NEUTRAL	0- 0	0- 0	0- 0				
2- 9	0- 0	0- 0	CONFERENCE	0- 2	0- 3	2- 4				
2- 5	0- 0	0- 0	HOME	0- 1	0- 2	2- 2				
0- 4	0- 0	0- 0	AWAY	0- 1	0- 1	0- 2				
0- 0	0- 0	0- 0	NEUTRAL	0- 0	0- 0	0- 0				

RPI 1-25				RPI 26-50				RPI 51-100				RPI 101+ Team's RPI: 294			
RPI	S	Opponent	Score	RPI	S	Opponent	Score	RPI	S	Opponent	Score	RPI	S	Opponent	Score
20	A	Michigan St.	74 89					51	H	Middle Tenn.	55 74	125	H	UAB	64 89
								62	A	Little Rock	38 61	127	H	Western Ky.	50 81
								71	A	Old Dominion	53 87	129	A	Tulane	45 88
												150	A	Charlotte	47 68
												152	A	Louisiana Tech	55 86
												154	H	Georgia St.	59 75
												155	H	Bradley	59 80
												181	H	Hampton	68 72
												183	H	Saint Louis	61 93
												192	A	Southern Miss.	45 67
												218	H	N.C. A&T	65 67
												221	A	Furman	57 73
												225	H	Marshall	67 72
												258	H	Richmond	69 55
												264	H	UTEP	44 70
												277	A	Siena	70 66
												279	H	Western Mich.	59 69
												297	H	UTSA	86 70
												321	H	Lafayette	53 49
												325	H	FIU	77 55
LAST 12 Division I GAMES:															
183	H	Saint Louis	61 93	325	H	FIU	77 55								
155	H	Bradley	59 80	127	H	Western Ky.	50 81								
297	H	UTSA	86 70	225	H	Marshall	67 72								
264	H	UTEP	44 70	150	A	Charlotte	47 68								
192	A	Southern Miss.	45 67	71	A	Old Dominion	53 87								
152	A	Louisiana Tech	55 86	51	H	Middle Tenn.	55 74								

Non-Div I Games:

Average RPI Win:	203	WON-LOST	WINNING	LAST 10	STRENGTH OF	OPP. STRENGTH	TEAM	ADJ.	CONF.	ADJ CONF.
Average RPI Loss:	92	RECORD	PCT. RANK	GAMES	SCHEDULE	OF SCHEDULE	RPI	RPI	RPI	RPI
DIV. I ONLY	6- 18	301	0- 1	52	73	211	211	5	5	
DIV. I NON-CONF.	4- 9	252	0- 1	133	163	259	259	4	4	
TOTALS	RPI 1-25	RPI 26-50	W-L RECORDS	RPI 51-100	RPI 101-150	RPI 150+				
6- 18	0- 4	1- 3	OVERALL	0- 4	2- 3	3- 4				
6- 6	0- 1	1- 1	HOME	0- 3	2- 0	3- 1				
0- 11	0- 3	0- 1	AWAY	0- 1	0- 3	0- 3				
0- 1	0- 0	0- 1	NEUTRAL	0- 0	0- 0	0- 0				
4- 9	0- 1	0- 2	NON-CONFERENCE	0- 2	1- 1	3- 3				
4- 3	0- 0	0- 0	HOME	0- 2	1- 0	3- 1				
0- 5	0- 1	0- 1	AWAY	0- 0	0- 1	0- 2				
0- 1	0- 0	0- 1	NEUTRAL	0- 0	0- 0	0- 0				
2- 9	0- 3	1- 1	CONFERENCE	0- 2	1- 2	0- 1				
2- 3	0- 1	1- 1	HOME	0- 1	1- 0	0- 0				
0- 6	0- 2	0- 0	AWAY	0- 1	0- 2	0- 1				
0- 0	0- 0	0- 0	NEUTRAL	0- 0	0- 0	0- 0				

RPI	S	Opponent	Score	RPI	S	Opponent	Score	RPI	S	Opponent	Score	RPI	S	Opponent	Score	Team's RPI: 211
7	H	Mississippi St.	42 90	32	H	Missouri	58 56	61	A	Tennessee	50 67	106	A	Georgia	58 93	
14	A	South Carolina	40 71	41	A	Indiana	64 83	83	H	Northeastern	66 79	107	A	Ohio St.	41 46	
15	A	Florida St.	56 63	48	H	Auburn	56 64	85	H	Arkansas	73 83	133	A	Alabama	67 74	
25	A	Kentucky	51 62	49	N	Utah	58 74	90	H	Northwestern	74 83	133	H	Alabama	57 55	
												148	H	Texas Tech	72 67	
												157	A	Mercer	82 92	
												195	A	Ole Miss	66 76	
												199	A	UNLV	53 56	
												238	H	Bethune-Cookman	64 53	
												247	H	Gardner-Webb	58 60	
												319	H	Charleston So.	70 60	
												349	H	Florida A&M	62 38	
LAST 12 Division I GAMES:																
199	A	UNLV	53 56	7	H	Mississippi St.	42 90	195	A	Ole Miss	66 76	32	H	Missouri	58 56	
106	A	Georgia	58 93	14	A	South Carolina	40 71	48	H	Auburn	56 64	133	A	Alabama	67 74	
133	H	Alabama	57 55	61	A	Tennessee	50 67	133	A	Alabama	67 74					
25	A	Kentucky	51 62	85	H	Arkansas	73 83									

Non-Div I Games:

Florida

Average RPI Win:	202	WON-LOST	WINNING	LAST 10	STRENGTH OF	OPP. STRENGTH	TEAM	ADJ.	CONF.	ADJ CONF.
Average RPI Loss:	236	RECORD	PCT. RANK	GAMES	SCHEDULE	OF SCHEDULE	RPI	RPI	RPI	RPI
DIV. I ONLY	2- 20	341	0- 1	324	323	349	349	32	32	
DIV. I NON-CONF.	1- 10	330	0- 1	256	205	337	337	32	32	
TOTALS	RPI 1-25	RPI 26-50	W-L RECORDS	RPI 51-100	RPI 101-150	RPI 150+				
2- 20	0- 1	0- 0	OVERALL	1- 1	0- 1	1- 17				
2- 7	0- 0	0- 0	HOME	1- 0	0- 0	1- 7				
0- 10	0- 1	0- 0	AWAY	0- 1	0- 0	0- 8				
0- 3	0- 0	0- 0	NEUTRAL	0- 0	0- 1	0- 2				
1- 10	0- 1	0- 0	NON-CONFERENCE	1- 1	0- 1	0- 7				
1- 1	0- 0	0- 0	HOME	1- 0	0- 0	0- 1				
0- 6	0- 1	0- 0	AWAY	0- 1	0- 0	0- 4				
0- 3	0- 0	0- 0	NEUTRAL	0- 0	0- 1	0- 2				
1- 10	0- 0	0- 0	CONFERENCE	0- 0	0- 0	1- 10				
1- 6	0- 0	0- 0	HOME	0- 0	0- 0	1- 6				
0- 4	0- 0	0- 0	AWAY	0- 0	0- 0	0- 4				
0- 0	0- 0	0- 0	NEUTRAL	0- 0	0- 0	0- 0				

RPI 1-25			RPI 26-50			RPI 51-100			RPI 101+ Team's RPI: 349		
RPI	S	Opponent	Score	RPI	S	Opponent	Score	RPI	S	Opponent	Score
23	A	Miami (FL)	54 103					129	N	Tulane	34 78
						57	H	Miami (OH)	57	56	
						61	A	Tennessee	31	96	
								177	H	UMES	36 68
								203	H	Jacksonville St.	31 62
								208	A	Stetson	44 69
								211	A	Florida	38 62
								218	H	N.C. A&T	48 56
								227	A	Howard	68 74
								227	H	Howard	59 81
								269	A	Norfolk St.	58 60
								269	H	Norfolk St.	45 69
								274	A	North Florida	53 64
								279	N	Western Mich.	50 69
								295	A	Morgan St.	71 75
								314	N	Omaha	50 57
								325	A	FIU	54 77
								328	A	Coppin St.	53 73
								341	H	N.C. Central	57 64
								345	H	Savannah St.	50 54
								346	H	Delaware St.	57 52
LAST 12 Division I GAMES:											
314	N	Omaha	50	57	328	A	Coppin St.	53	73		
269	H	Norfolk St.	45	69	346	H	Delaware St.	57	52		
227	H	Howard	59	81	177	H	UMES	36	68		
341	H	N.C. Central	57	64	345	H	Savannah St.	50	54		
218	H	N.C. A&T	48	56	269	A	Norfolk St.	58	60		
295	A	Morgan St.	71	75	227	A	Howard	68	74		

Non-Div I Games: Edward Waters 70 64

Florida A&M

■ Loss,
■ Non-Conf,
■ S Site,
■ H Home
■ A Away
N Neutral

Average RPI Win:	126	WON-LOST	WINNING	LAST 10	STRENGTH OF	OPP. STRENGTH	TEAM	ADJ.	CONF.	ADJ CONF.
Average RPI Loss:	30	RECORD	PCT. RANK	GAMES	SCHEDULE	OF SCHEDULE	RPI	RPI	RPI	RPI
DIV. I ONLY	20- 4	17	1- 0	39	14	15	15	1	1	
DIV. I NON-CONF.	12- 1	11	1- 0	151	79	29	29	1	1	
TOTALS	RPI 1-25	RPI 26-50	W-L RECORDS	RPI 51-100	RPI 101-150	RPI 150+				
20- 4	4- 2	0- 0	OVERALL	4- 2	5- 0	7- 0				
11- 3	2- 1	0- 0	HOME	2- 2	3- 0	4- 0				
7- 1	1- 1	0- 0	AWAY	2- 0	2- 0	2- 0				
2- 0	1- 0	0- 0	NEUTRAL	0- 0	0- 0	1- 0				
12- 1	1- 0	0- 0	NON-CONFERENCE	1- 1	3- 0	7- 0				
7- 1	0- 0	0- 0	HOME	1- 1	2- 0	4- 0				
3- 0	0- 0	0- 0	AWAY	0- 0	1- 0	2- 0				
2- 0	1- 0	0- 0	NEUTRAL	0- 0	0- 0	1- 0				
8- 3	3- 2	0- 0	CONFERENCE	3- 1	2- 0	0- 0				
4- 2	2- 1	0- 0	HOME	1- 1	1- 0	0- 0				
4- 1	1- 1	0- 0	AWAY	2- 0	1- 0	0- 0				
0- 0	0- 0	0- 0	NEUTRAL	0- 0	0- 0	0- 0				

RPI	S	Opponent	Score
1	A	Notre Dame	70 97
3	H	Louisville	49 68
9	H	NC State	75 70
10	N	Iowa	71 67
23	H	Miami (FL)	62 58
24	A	North Carolina	64 63

RPI	S	Opponent	Score
56	H	LSU	45 58
58	H	Clemson	45 57
70	A	Virginia Tech	56 54
77	H	Duke	66 62
80	H	Troy	103 67
94	A	Virginia	63 61

RPI	S	Opponent	Score
104	A	Boston College	91 71
109	A	St. John's (NY)	57 53
115	H	Creighton	71 52
117	H	Wake Forest	85 61
134	H	Penn St.	87 58
154	H	Georgia St.	79 43
157	A	Mercer	57 56
193	A	Milwaukee	87 62
211	H	Florida	63 56
245	H	Jacksonville	79 46
274	H	North Florida	74 53
327	N	Eastern Ky.	62 45

LAST 12 Division I GAMES:

10	N	Iowa	71	67	3	H	Louisville	49	68
1	A	Notre Dame	70	97	77	H	Duke	66	62
9	H	NC State	75	70	104	A	Boston College	91	71
117	H	Wake Forest	85	61	58	H	Clemson	45	57
23	H	Miami (FL)	62	58	24	A	North Carolina	64	63
70	A	Virginia Tech	56	54	94	A	Virginia	63	61

Non-Div I Games:

Florida St.

Average RPI Win:	205	WON-LOST	WINNING	LAST 10	STRENGTH OF	OPP. STRENGTH	TEAM	ADJ.	CONF.	ADJ CONF.
Average RPI Loss:	104	RECORD	PCT. RANK	GAMES	SCHEDULE	OF SCHEDULE	RPI	RPI	RPI	RPI
DIV. I ONLY	18- 8	76	1- 0	227	99	121	121	17	17	
DIV. I NON-CONF.	9- 5	104	1- 0	252	26	145	145	16	16	
TOTALS	RPI 1-25	RPI 26-50	W-L RECORDS	RPI 51-100	RPI 101-150	RPI 150+				
18- 8	0- 0	0- 1	OVERALL	2- 2	2- 4	14- 1				
10- 3	0- 0	0- 0	HOME	2- 0	1- 2	7- 1				
6- 4	0- 0	0- 0	AWAY	0- 2	0- 2	6- 0				
2- 1	0- 0	0- 1	NEUTRAL	0- 0	1- 0	1- 0				
9- 5	0- 0	0- 1	NON-CONFERENCE	2- 2	2- 2	5- 0				
6- 1	0- 0	0- 0	HOME	2- 0	1- 1	3- 0				
1- 3	0- 0	0- 0	AWAY	0- 2	0- 1	1- 0				
2- 1	0- 0	0- 1	NEUTRAL	0- 0	1- 0	1- 0				
9- 3	0- 0	0- 0	CONFERENCE	0- 0	0- 2	9- 1				
4- 2	0- 0	0- 0	HOME	0- 0	0- 1	4- 1				
5- 1	0- 0	0- 0	AWAY	0- 0	0- 1	5- 0				
0- 0	0- 0	0- 0	NEUTRAL	0- 0	0- 0	0- 0				

RPI 1-25				RPI 26-50				RPI 51-100				RPI 101+				Team's RPI: 121	
RPI	S	Opponent	Score	RPI	S	Opponent	Score	RPI	S	Opponent	Score	RPI	S	Opponent	Score		
				26	N	Texas	54 72	51	H	Middle Tenn.	61 49	103	H	VCU	44 47		
								72	H	Maine	72 64	114	A	Dayton	50 72		
								83	A	Northeastern	54 58	130	A	Pittsburgh	62 65		
								92	A	Georgetown	38 58	134	H	Penn St.	55 72		
												144	N	Washington	65 57		
												150	H	Charlotte	71 64		
												153	A	Davidson	58 42		
												153	H	Davidson	56 60		
												163	H	Duquesne	57 46		
												183	A	Saint Louis	56 53		
												183	H	Saint Louis	54 51		
												186	N	Ball St.	78 70		
												209	A	George Washington	50 38		
												214	H	George Mason	64 53		
												229	A	Rhode Island	56 38		
												258	H	Richmond	60 48		
												260	H	Columbia	68 49		
												285	A	La Salle	65 54		
												302	H	Manhattan	65 61		
												308	H	Wagner	80 59		
												331	A	Iona	57 40		
LAST 12 Division I GAMES:																	
				51	H	Middle Tenn.	61 49	163	H	Duquesne	57 46						
				26	N	Texas	54 72	285	A	La Salle	65 54						
				144	N	Washington	65 57	153	H	Davidson	56 60						
				153	A	Davidson	58 42	229	A	Rhode Island	56 38						
				214	H	George Mason	64 53	114	A	Dayton	50 72						
				183	H	Saint Louis	54 51	103	H	VCU	44 47						

Non-Div I Games:

Fordham

■ Loss,
 ■ Non-Conf,
 ■ S Site,
 ■ H Home
 ■ A Away
 N Neutral

Average RPI Win:	220	WON-LOST	WINNING	LAST 10	STRENGTH OF	OPP. STRENGTH	TEAM	ADJ.	CONF.	ADJ CONF.
Average RPI Loss:	69	RECORD	PCT. RANK	GAMES	SCHEDULE	OF SCHEDULE	RPI	RPI	RPI	RPI
DIV. I ONLY	13- 8	109	0- 1	158	114	111	111	14	14	
DIV. I NON-CONF.	5- 4	139	0- 0	175	62	115	115	13	13	
TOTALS	RPI 1-25	RPI 26-50	W-L RECORDS	RPI 51-100	RPI 101-150	RPI 150+				
13- 8	0- 1	0- 3	OVERALL	1- 3	0- 0	12- 1				
8- 2	0- 0	0- 1	HOME	1- 1	0- 0	7- 0				
5- 6	0- 1	0- 2	AWAY	0- 2	0- 0	5- 1				
0- 0	0- 0	0- 0	NEUTRAL	0- 0	0- 0	0- 0				
5- 4	0- 1	0- 2	NON-CONFERENCE	1- 0	0- 0	4- 1				
4- 0	0- 0	0- 0	HOME	1- 0	0- 0	3- 0				
1- 4	0- 1	0- 2	AWAY	0- 0	0- 0	1- 1				
0- 0	0- 0	0- 0	NEUTRAL	0- 0	0- 0	0- 0				
8- 4	0- 0	0- 1	CONFERENCE	0- 3	0- 0	8- 0				
4- 2	0- 0	0- 1	HOME	0- 1	0- 0	4- 0				
4- 2	0- 0	0- 0	AWAY	0- 2	0- 0	4- 0				
0- 0	0- 0	0- 0	NEUTRAL	0- 0	0- 0	0- 0				

RPI 1-25				RPI 26-50				RPI 51-100				RPI 101+				Team's RPI: 111	
RPI	S	Opponent	Score	RPI	S	Opponent	Score	RPI	S	Opponent	Score	RPI	S	Opponent	Score		
18	A	Arizona St.	52 68	39	A	UCLA	80 89	52	A	New Mexico	73 82	183	H	Santa Clara	80 53		
				47	H	Wyoming	56 63	54	A	Boise St.	76 83	193	H	Milwaukee	65 48		
				50	A	Southern California	61 62	54	H	Boise St.	60 72	196	A	Eastern Wash.	68 58		
								89	H	UT Arlington	70 61	199	H	UNLV	73 55		
												201	A	San Diego St.	87 81		
												213	A	Utah St.	64 53		
												213	H	Utah St.	70 59		
												235	A	Northern Ariz.	73 86		
												236	A	Nevada	79 63		
												257	A	Colorado St.	66 55		
												257	H	Colorado St.	57 54		
												312	H	Cal Poly	76 58		
												317	H	San Jose St.	77 48		
LAST 12 Division I GAMES:																	
				54	A	Boise St.	76 83	201	A	San Diego St.	87 81						
				199	H	UNLV	73 55	54	H	Boise St.	60 72						
				213	A	Utah St.	64 53	236	A	Nevada	79 63						
				52	A	New Mexico	73 82	213	H	Utah St.	70 59						
				47	H	Wyoming	56 63	257	A	Colorado St.	66 55						
				257	H	Colorado St.	57 54	317	H	San Jose St.	77 48						

Non-Div I Games: Stanislaus St. 86 51 Fresno Pacific 90 51

Fresno St.

Loss, Non-Conf, S Site, H Home A Away N Neutral

Average RPI Win: 297	WON-LOST	WINNING	LAST 10	STRENGTH OF	OPP. STRENGTH	TEAM	ADJ.	CONF.	ADJ CONF.
Average RPI Loss: 138	RECORD	PCT. RANK	GAMES	SCHEDULE	OF SCHEDULE	RPI	RPI	RPI	RPI
DIV. I ONLY	13- 9	124	1- 0	333	233	221	221	27	27
DIV. I NON-CONF.	7- 6	153	0- 0	270	236	205	205	24	24
TOTALS	RPI 1-25	RPI 26-50	W-L RECORDS	RPI 51-100	RPI 101-150	RPI 150+			
13- 9	0- 2	0- 0	OVERALL	0- 1	0- 2	13- 4			
9- 2	0- 0	0- 0	HOME	0- 1	0- 0	9- 1			
3- 6	0- 2	0- 0	AWAY	0- 0	0- 2	3- 2			
1- 1	0- 0	0- 0	NEUTRAL	0- 0	0- 0	1- 1			
7- 6	0- 2	0- 0	NON-CONFERENCE	0- 1	0- 1	7- 2			
5- 1	0- 0	0- 0	HOME	0- 1	0- 0	5- 0			
1- 4	0- 2	0- 0	AWAY	0- 0	0- 1	1- 1			
1- 1	0- 0	0- 0	NEUTRAL	0- 0	0- 0	1- 1			
6- 3	0- 0	0- 0	CONFERENCE	0- 0	0- 1	6- 2			
4- 1	0- 0	0- 0	HOME	0- 0	0- 0	4- 1			
2- 2	0- 0	0- 0	AWAY	0- 0	0- 1	2- 1			
0- 0	0- 0	0- 0	NEUTRAL	0- 0	0- 0	0- 0			

RPI 1-25				RPI 26-50				RPI 51-100				RPI 101+ Team's RPI: 221			
RPI	S	Opponent	Score	RPI	S	Opponent	Score	RPI	S	Opponent	Score	RPI	S	Opponent	Score
7	A	Mississippi St.	41 106					51	H	Middle Tenn.	71 78	106	A	Georgia	38 61
14	A	South Carolina	53 66									141	A	Chattanooga	53 73
												157	H	Mercer	60 75
												197	H	UNC Asheville	58 47
												220	N	Western Ill.	78 85
												244	A	ETSU	70 75
												247	H	Gardner-Webb	70 57
												270	H	Samford	57 36
												284	H	Wofford	63 50
												292	A	Col. of Charleston	70 67
												294	H	Fla. Atlantic	73 57
												301	N	Fairfield	77 70
												306	A	Kennesaw St.	63 74
												313	A	UNC Greensboro	59 49
												313	H	UNC Greensboro	64 61
												334	H	Presbyterian	76 68
												338	A	Western Caro.	53 28
												338	H	Western Caro.	65 55
												343	H	USC Upstate	78 67
LAST 12 Division I GAMES:															
313	A	UNC Greensboro	59 49	244	A	ETSU	70 75								
338	A	Western Caro.	53 28	338	H	Western Caro.	65 55								
157	H	Mercer	60 75	313	H	UNC Greensboro	64 61								
270	H	Samford	57 36	334	H	Presbyterian	76 68								
284	H	Wofford	63 50	14	A	South Carolina	53 66								
141	A	Chattanooga	53 73	220	N	Western Ill.	78 85								

Non-Div I Games: Coker 71 42 North Greenville 74 **78**

Furman

Ga. Southern

Through Games Of Feb. 13, 2019

Average RPI Win:	271	WON-LOST	WINNING	LAST 10	STRENGTH OF	OPP. STRENGTH	TEAM	ADJ.	CONF.	ADJ CONF.
Average RPI Loss:	176	RECORD	PCT. RANK	GAMES	SCHEDULE	OF SCHEDULE	RPI	RPI	RPI	RPI
DIV. I ONLY	6- 15	284	0- 1	214	312	290	290	12	12	
DIV. I NON-CONF.	4- 6	212	0- 0	215	349	240	240	14	14	
TOTALS	RPI 1-25	RPI 26-50	W-L RECORDS	RPI 51-100	RPI 101-150	RPI 150+				
6- 15	0- 0	0- 0	OVERALL	0- 4	0- 2	6- 9				
3- 8	0- 0	0- 0	HOME	0- 2	0- 1	3- 5				
3- 7	0- 0	0- 0	AWAY	0- 2	0- 1	3- 4				
0- 0	0- 0	0- 0	NEUTRAL	0- 0	0- 0	0- 0				
4- 6	0- 0	0- 0	NON-CONFERENCE	0- 1	0- 1	4- 4				
2- 2	0- 0	0- 0	HOME	0- 0	0- 0	2- 2				
2- 4	0- 0	0- 0	AWAY	0- 1	0- 1	2- 2				
0- 0	0- 0	0- 0	NEUTRAL	0- 0	0- 0	0- 0				
2- 9	0- 0	0- 0	CONFERENCE	0- 3	0- 1	2- 5				
1- 6	0- 0	0- 0	HOME	0- 2	0- 1	1- 3				
1- 3	0- 0	0- 0	AWAY	0- 1	0- 0	1- 2				
0- 0	0- 0	0- 0	NEUTRAL	0- 0	0- 0	0- 0				

RPI 1-25				RPI 26-50				RPI 51-100				RPI 101+ Team's RPI: 290			
RPI	S	Opponent	Score	RPI	S	Opponent	Score	RPI	S	Opponent	Score	RPI	S	Opponent	Score
								70	A	Virginia Tech	49 78	106	A	Georgia	38 81
								80	H	Troy	81 97	110	H	South Alabama	53 69
								89	A	UT Arlington	48 81	154	H	Georgia St.	66 83
								89	H	UT Arlington	53 74	157	H	Mercer	72 79
												160	A	Stony Brook	43 72
												182	A	Texas St.	65 55
												182	H	Texas St.	52 64
												238	H	Bethune-Cookman	77 76
												251	A	Louisiana	48 59
												251	H	Louisiana	79 71
												273	H	Winthrop	64 55
												284	H	Wofford	65 81
												298	A	La.-Monroe	57 58
												298	H	La.-Monroe	62 80
												306	A	Kennesaw St.	59 78
												334	A	Presbyterian	69 68
												345	A	Savannah St.	82 71
LAST 12 Division I GAMES:															
298	H	La.-Monroe	62 80	80	H	Troy	81 97								
251	H	Louisiana	79 71	251	A	Louisiana	48 59								
154	H	Georgia St.	66 83	298	A	La.-Monroe	57 58								
182	A	Texas St.	65 55	89	H	UT Arlington	53 74								
89	A	UT Arlington	48 81	182	H	Texas St.	52 64								
110	H	South Alabama	53 69	106	A	Georgia	38 81								

Non-Div I Games: Coastal Ga. 68 46

Ga. Southern

■ Loss,
 ■ Non-Conf, S Site,
 ■ Home
 ■ Away
 N Neutral

Average RPI Win:	275	WON-LOST	WINNING	LAST 10	STRENGTH OF	OPP. STRENGTH	TEAM	ADJ.	CONF.	ADJ CONF.
Average RPI Loss:	194	RECORD	PCT. RANK	GAMES	SCHEDULE	OF SCHEDULE	RPI	RPI	RPI	RPI
DIV. I ONLY	10- 11	183	1- 0	302	322	247	247	28	28	
DIV. I NON-CONF.	3- 6	241	0- 0	239	303	253	253	29	29	
TOTALS	RPI 1-25	RPI 26-50	W-L RECORDS	RPI 51-100	RPI 101-150	RPI 150+				
10- 11	0- 0	0- 0	OVERALL	0- 2	0- 3	10- 6				
5- 4	0- 0	0- 0	HOME	0- 0	0- 2	5- 2				
5- 7	0- 0	0- 0	AWAY	0- 2	0- 1	5- 4				
0- 0	0- 0	0- 0	NEUTRAL	0- 0	0- 0	0- 0				
3- 6	0- 0	0- 0	NON-CONFERENCE	0- 1	0- 2	3- 3				
1- 2	0- 0	0- 0	HOME	0- 0	0- 1	1- 1				
2- 4	0- 0	0- 0	AWAY	0- 1	0- 1	2- 2				
0- 0	0- 0	0- 0	NEUTRAL	0- 0	0- 0	0- 0				
7- 5	0- 0	0- 0	CONFERENCE	0- 1	0- 1	7- 3				
4- 2	0- 0	0- 0	HOME	0- 0	0- 1	4- 1				
3- 3	0- 0	0- 0	AWAY	0- 1	0- 0	3- 2				
0- 0	0- 0	0- 0	NEUTRAL	0- 0	0- 0	0- 0				

RPI S	Opponent	Score	RPI S	Opponent	Score	RPI S	Opponent	Score	RPI S	Opponent	Score	Team's RPI: 247
						78	A Drexel	48 65	120	H Morehead St.	69 84	
						93	A Radford	69 79	128	H High Point	61 78	
									149	A Delaware	45 69	
									153	H Davidson	54 49	
									181	A Hampton	80 82	
									197	H UNC Asheville	69 59	
									211	A Florida	60 58	
									221	A Furman	57 70	
									237	A Campbell	52 38	
									265	H Mt. St. Mary's	62 69	
									273	A Winthrop	65 52	
									273	H Winthrop	62 64	
									284	A Wofford	53 59	
									319	H Charleston So.	75 65	
									334	A Presbyterian	66 58	
									338	A Western Caro.	62 52	
									340	A Longwood	79 85	
									340	H Longwood	80 78	
									343	H USC Upstate	92 72	
LAST 12 Division I GAMES:												
273	A	Winthrop	65	52	343	H	USC Upstate	92	72			
340	H	Longwood	80	78	273	H	Winthrop	62	64			
93	A	Radford	69	79	334	A	Presbyterian	66	58			
340	A	Longwood	79	85	128	H	High Point	61	78			
319	H	Charleston So.	75	65	197	H	UNC Asheville	69	59			
181	A	Hampton	80	82	237	A	Campbell	52	38			

Non-Div I Games: Converse 79 51 Warren Wilson 100 37 Pfeiffer 82 46

Gardner-Webb

Loss, Non-Conf, S Site, H Home A Away N Neutral

George Mason

Through Games Of Feb. 13, 2019

Average RPI Win:	238	WON-LOST	WINNING	LAST 10	STRENGTH OF	OPP. STRENGTH	TEAM	ADJ.	CONF.	ADJ CONF.
Average RPI Loss:	162	RECORD	PCT. RANK	GAMES	SCHEDULE	OF SCHEDULE	RPI	RPI	RPI	RPI
DIV. I ONLY	12- 11	155	0- 1	318	155	214	214	17	17	
DIV. I NON-CONF.	8- 5	119	0- 0	310	178	191	191	16	16	
TOTALS	RPI 1-25	RPI 26-50	W-L RECORDS	RPI 51-100	RPI 101-150	RPI 150+				
12- 11	0- 0	0- 0	OVERALL	0- 1	1- 4	11- 6				
7- 3	0- 0	0- 0	HOME	0- 0	1- 1	6- 2				
5- 8	0- 0	0- 0	AWAY	0- 1	0- 3	5- 4				
0- 0	0- 0	0- 0	NEUTRAL	0- 0	0- 0	0- 0				
8- 5	0- 0	0- 0	NON-CONFERENCE	0- 1	1- 3	7- 1				
5- 1	0- 0	0- 0	HOME	0- 0	1- 1	4- 0				
3- 4	0- 0	0- 0	AWAY	0- 1	0- 2	3- 1				
0- 0	0- 0	0- 0	NEUTRAL	0- 0	0- 0	0- 0				
4- 6	0- 0	0- 0	CONFERENCE	0- 0	0- 1	4- 5				
2- 2	0- 0	0- 0	HOME	0- 0	0- 0	2- 2				
2- 4	0- 0	0- 0	AWAY	0- 0	0- 1	2- 3				
0- 0	0- 0	0- 0	NEUTRAL	0- 0	0- 0	0- 0				

RPI 1-25			RPI 26-50			RPI 51-100			RPI 101+ Team's RPI: 214		
RPI	S	Opponent	Score	RPI	S	Opponent	Score	RPI	S	Opponent	Score
								97	A	American	71 86
								101	H	Houston	56 66
								121	A	Fordham	53 64
								131	A	Kansas	56 77
								144	A	Washington	52 81
								149	H	Delaware	72 46
								153	A	Davidson	59 67
								163	H	Duquesne	57 60
								177	H	UMES	70 49
								183	A	Saint Louis	53 60
								202	A	Massachusetts	70 52
								209	A	George Washington	64 60
								209	H	George Washington	61 46
								227	A	Howard	59 73
								229	H	Rhode Island	75 69
								230	A	St. Bonaventure	55 64
								230	H	St. Bonaventure	57 68
								239	A	UMKC	91 84
								254	H	Colgate	64 61
								263	A	Air Force	78 71
								292	H	Col. of Charleston	66 52
								303	H	Loyola Maryland	70 38
								327	A	Eastern Ky.	91 75
LAST 12 Division I GAMES:											
121	A	Fordham	53 64	202	A	Massachusetts	70 52				
209	H	George Washington	61 46	163	H	Duquesne	57 60				
230	A	St. Bonaventure	55 64	230	H	St. Bonaventure	57 68				
183	A	Saint Louis	53 60	153	A	Davidson	59 67				
229	H	Rhode Island	75 69	292	H	Col. of Charleston	66 52				
209	A	George Washington	64 60	177	H	UMES	70 49				

Non-Div I Games:

George Mason

■ Loss,
 ■ Non-Conf,
 ■ S Site,
 ■ H Home
 ■ A Away
 N Neutral

Average RPI Win: 167	WON-LOST	WINNING	LAST 10	STRENGTH OF	OPP. STRENGTH	TEAM	ADJ.	CONF.	ADJ CONF.
Average RPI Loss: 143	RECORD	PCT. RANK	GAMES	SCHEDULE	OF SCHEDULE	RPI	RPI	RPI	RPI
DIV. I ONLY	8- 16	259	0- 1	93	147	209	209	17	17
DIV. I NON-CONF.	3- 10	278	0- 0	51	78	232	232	16	16
TOTALS	RPI 1-25	RPI 26-50	W-L RECORDS	RPI 51-100	RPI 101-150	RPI 150+			
8- 16	0- 2	0- 3	OVERALL	1- 0	3- 2	4- 9			
5- 8	0- 1	0- 1	HOME	1- 0	3- 1	1- 5			
3- 6	0- 0	0- 1	AWAY	0- 0	0- 1	3- 4			
0- 2	0- 1	0- 1	NEUTRAL	0- 0	0- 0	0- 0			
3- 10	0- 2	0- 3	NON-CONFERENCE	1- 0	1- 1	1- 4			
3- 4	0- 1	0- 1	HOME	1- 0	1- 0	1- 2			
0- 4	0- 0	0- 1	AWAY	0- 0	0- 1	0- 2			
0- 2	0- 1	0- 1	NEUTRAL	0- 0	0- 0	0- 0			
5- 6	0- 0	0- 0	CONFERENCE	0- 0	2- 1	3- 5			
2- 4	0- 0	0- 0	HOME	0- 0	2- 1	0- 3			
3- 2	0- 0	0- 0	AWAY	0- 0	0- 0	3- 2			
0- 0	0- 0	0- 0	NEUTRAL	0- 0	0- 0	0- 0			

RPI 1-25				RPI 26-50				RPI 51-100				RPI 101+ Team's RPI: 209			
RPI	S	Opponent	Score	RPI	S	Opponent	Score	RPI	S	Opponent	Score	RPI	S	Opponent	Score
9	N	NC State	61 69	35	A	James Madison	37 50	95	H	Princeton	64 49	103	H	VCU	57 48
17	H	Maryland	30 69	43	H	Villanova	45 60					114	H	Dayton	46 45
				44	N	Georgia Tech	55 70					116	H	Towson	76 63
												121	H	Fordham	38 50
												146	A	South Fla.	30 63
												153	H	Davidson	42 62
												157	H	Mercer	53 61
												163	A	Duquesne	55 54
												165	A	William & Mary	59 73
												183	A	Saint Louis	44 60
												214	A	George Mason	46 61
												214	H	George Mason	60 64
												216	H	Monmouth	51 55
												229	A	Rhode Island	64 59
												232	H	Memphis	51 38
												240	H	Saint Joseph's	38 41
												285	A	La Salle	67 59
												331	A	Iona	43 52
LAST 12 Division I GAMES:															
240	H	Saint Joseph's	38 41	214	H	George Mason	60 64								
214	A	George Mason	46 61	285	A	La Salle	67 59								
183	A	Saint Louis	44 60	114	H	Dayton	46 45								
153	H	Davidson	42 62	229	A	Rhode Island	64 59								
163	A	Duquesne	55 54	121	H	Fordham	38 50								
103	H	VCU	57 48	232	H	Memphis	51 38								

Non-Div I Games:

George Washington

■ Loss,
 ■ Non-Conf,
 ■ S Site,
 ■ H Home
 ■ A Away
 N Neutral

Average RPI Win:	157	WON-LOST	WINNING	LAST 10	STRENGTH OF	OPP. STRENGTH	TEAM	ADJ.	CONF.	ADJ CONF.
Average RPI Loss:	50	RECORD	PCT. RANK	GAMES	SCHEDULE	OF SCHEDULE	RPI	RPI	RPI	RPI
DIV. I ONLY	11- 13	189	0- 1	15	49	92	92	6	6	
DIV. I NON-CONF.	6- 5	143	0- 0	24	70	72	72	5	5	
TOTALS	RPI 1-25	RPI 26-50	W-L RECORDS	RPI 51-100	RPI 101-150	RPI 150+				
11- 13	0- 4	1- 5	OVERALL	0- 0	5- 4	5- 0				
8- 5	0- 2	1- 2	HOME	0- 0	4- 1	3- 0				
3- 6	0- 1	0- 2	AWAY	0- 0	1- 3	2- 0				
0- 2	0- 1	0- 1	NEUTRAL	0- 0	0- 0	0- 0				
6- 5	0- 2	0- 2	NON-CONFERENCE	0- 0	2- 1	4- 0				
4- 2	0- 1	0- 0	HOME	0- 0	2- 1	2- 0				
2- 1	0- 0	0- 1	AWAY	0- 0	0- 0	2- 0				
0- 2	0- 1	0- 1	NEUTRAL	0- 0	0- 0	0- 0				
5- 8	0- 2	1- 3	CONFERENCE	0- 0	3- 3	1- 0				
4- 3	0- 1	1- 2	HOME	0- 0	2- 0	1- 0				
1- 5	0- 1	0- 1	AWAY	0- 0	1- 3	0- 0				
0- 0	0- 0	0- 0	NEUTRAL	0- 0	0- 0	0- 0				

RPI 1-25				RPI 26-50				RPI 51-100 Team's RPI: 92				RPI 101+			
RPI	S	Opponent	Score	RPI	S	Opponent	Score	RPI	S	Opponent	Score	RPI	S	Opponent	Score
2	N	Baylor	46 67	31	N	Buffalo	64 73					103	H	VCU	45 47
8	A	Marquette	52 59	34	A	DePaul	71 76					109	A	St. John's (NY)	51 59
8	H	Marquette	62 72	34	H	DePaul	64 69					115	A	Creighton	38 65
9	H	NC State	65 76	35	A	James Madison	57 69					115	H	Creighton	62 53
				43	H	Villanova	68 63					118	A	Providence	68 52
				46	H	Butler	50 59					118	H	Providence	61 56
												119	A	Seton Hall	63 76
												121	H	Fordham	58 38
												130	H	Pittsburgh	70 41
												170	H	Xavier	68 61
												177	H	UMES	74 55
												178	A	Rider	79 49
												258	A	Richmond	73 53
												303	H	Loyola Maryland	45 30
LAST 12 Division I GAMES:															
34	A	DePaul	71 76	43	H	Villanova	68 63								
8	A	Marquette	52 59	8	H	Marquette	62 72								
118	H	Providence	61 56	34	H	DePaul	64 69								
115	H	Creighton	62 53	115	A	Creighton	38 65								
119	A	Seton Hall	63 76	118	A	Providence	68 52								
109	A	St. John's (NY)	51 59	46	H	Butler	50 59								

Non-Div I Games:

Georgetown

■ Loss,
 ■ Non-Conf,
 ■ S Site,
 ■ H Home
 ■ A Away
 N Neutral

Average RPI Win:	217	WON-LOST	WINNING	LAST 10	STRENGTH OF	OPP. STRENGTH	TEAM	ADJ.	CONF.	ADJ CONF.
Average RPI Loss:	43	RECORD	PCT. RANK	GAMES	SCHEDULE	OF SCHEDULE	RPI	RPI	RPI	RPI
DIV. I ONLY	14- 9	114	1- 0	102	87	106	106	5	5	
DIV. I NON-CONF.	9- 4	85	0- 0	232	244	139	139	4	4	
TOTALS	RPI 1-25	RPI 26-50	W-L RECORDS	RPI 51-100	RPI 101-150	RPI 150+				
14- 9	0- 3	0- 5	OVERALL	3- 0	0- 1	11- 0				
11- 2	0- 1	0- 0	HOME	2- 0	0- 1	9- 0				
2- 6	0- 1	0- 5	AWAY	1- 0	0- 0	1- 0				
1- 1	0- 1	0- 0	NEUTRAL	0- 0	0- 0	1- 0				
9- 4	0- 1	0- 3	NON-CONFERENCE	0- 0	0- 0	9- 0				
8- 0	0- 0	0- 0	HOME	0- 0	0- 0	8- 0				
0- 3	0- 0	0- 3	AWAY	0- 0	0- 0	0- 0				
1- 1	0- 1	0- 0	NEUTRAL	0- 0	0- 0	1- 0				
5- 5	0- 2	0- 2	CONFERENCE	3- 0	0- 1	2- 0				
3- 2	0- 1	0- 0	HOME	2- 0	0- 1	1- 0				
2- 3	0- 1	0- 2	AWAY	1- 0	0- 0	1- 0				
0- 0	0- 0	0- 0	NEUTRAL	0- 0	0- 0	0- 0				

RPI	S	Opponent	Score	RPI	S	Opponent	Score	RPI	S	Opponent	Score	RPI	S	Opponent	Score	Team's RPI: 106
7	A	Mississippi St.	71 80	32	A	Missouri	35 61	56	H	LSU	63 50	133	H	Alabama	53 58	
17	N	Maryland	51 58	39	A	UCLA	69 80	61	H	Tennessee	66 62	157	H	Mercer	67 60	
21	H	Texas A&M	66 76	43	A	Villanova	56 62	85	A	Arkansas	80 72	176	A	Vanderbilt	71 64	
				44	A	Georgia Tech	53 63					211	H	Florida	93 58	
				48	A	Auburn	58 59					221	H	Furman	61 38	
												230	H	St. Bonaventure	67 40	
												273	H	Winthrop	85 39	
												290	H	Ga. Southern	81 38	
												295	N	Morgan St.	60 33	
												319	H	Charleston So.	83 75	
												324	H	Lipscomb	77 45	
												334	H	Presbyterian	83 59	
LAST 12 Division I GAMES:																
211	H	Florida	93 58	61	H	Tennessee	66 62									
48	A	Auburn	58 59	7	A	Mississippi St.	71 80									
85	A	Arkansas	80 72	176	A	Vanderbilt	71 64									
133	H	Alabama	53 58	56	H	LSU	63 50									
21	H	Texas A&M	66 76	334	H	Presbyterian	83 59									
32	A	Missouri	35 61	290	H	Ga. Southern	81 38									

Non-Div I Games:

Georgia

■ Loss,
 ■ Non-Conf,
 ■ S Site,
 ■ H Home
 ■ A Away
 N Neutral

Average RPI Win:	254	WON-LOST	WINNING	LAST 10	STRENGTH OF	OPP. STRENGTH	TEAM	ADJ.	CONF.	ADJ CONF.
Average RPI Loss:	108	RECORD	PCT. RANK	GAMES	SCHEDULE	OF SCHEDULE	RPI	RPI	RPI	RPI
DIV. I ONLY	13- 9	124	1- 0	202	224	154	154	12	12	
DIV. I NON-CONF.	6- 5	143	0- 0	208	238	166	166	14	14	
TOTALS	RPI 1-25	RPI 26-50	W-L RECORDS	RPI 51-100	RPI 101-150	RPI 150+				
13- 9	0- 1	0- 2	OVERALL	2- 2	0- 1	11- 3				
8- 3	0- 0	0- 1	HOME	2- 0	0- 1	6- 1				
5- 6	0- 1	0- 1	AWAY	0- 2	0- 0	5- 2				
0- 0	0- 0	0- 0	NEUTRAL	0- 0	0- 0	0- 0				
6- 5	0- 1	0- 2	NON-CONFERENCE	0- 1	0- 0	6- 1				
4- 1	0- 0	0- 1	HOME	0- 0	0- 0	4- 0				
2- 4	0- 1	0- 1	AWAY	0- 1	0- 0	2- 1				
0- 0	0- 0	0- 0	NEUTRAL	0- 0	0- 0	0- 0				
7- 4	0- 0	0- 0	CONFERENCE	2- 1	0- 1	5- 2				
4- 2	0- 0	0- 0	HOME	2- 0	0- 1	2- 1				
3- 2	0- 0	0- 0	AWAY	0- 1	0- 0	3- 1				
0- 0	0- 0	0- 0	NEUTRAL	0- 0	0- 0	0- 0				

RPI 1-25				RPI 26-50				RPI 51-100				RPI 101+				Team's RPI: 154	
RPI	S	Opponent	Score	RPI	S	Opponent	Score	RPI	S	Opponent	Score	RPI	S	Opponent	Score		
15	A	Florida St.	43 79	30	A	Rice	49 66	51	A	Middle Tenn.	54 69	110	H	South Alabama	59 68		
				44	H	Georgia Tech	71 78	80	H	Troy	84 80	182	A	Texas St.	57 34		
								89	A	UT Arlington	45 69	182	H	Texas St.	60 69		
								89	H	UT Arlington	50 48	203	A	Jacksonville St.	56 61		
												238	H	Bethune-Cookman	62 57		
												251	A	Louisiana	54 57		
												251	H	Louisiana	74 71		
												290	A	Ga. Southern	83 66		
												294	A	Fla. Atlantic	75 59		
												298	A	La.-Monroe	56 41		
												298	H	La.-Monroe	68 46		
												306	H	Kennesaw St.	79 73		
												313	H	UNC Greensboro	70 63		
												325	A	FIU	67 61		
												341	H	N.C. Central	65 54		
LAST 12 Division I GAMES:																	
				251	H	Louisiana	74 71					110	H	South Alabama	59 68		
				298	H	La.-Monroe	68 46					298	A	La.-Monroe	56 41		
				290	A	Ga. Southern	83 66					251	A	Louisiana	54 57		
				89	A	UT Arlington	45 69					182	H	Texas St.	60 69		
				182	A	Texas St.	57 34					89	H	UT Arlington	50 48		
				80	H	Troy	84 80					15	A	Florida St.	43 79		

Non-Div I Games:

Georgia St.

■ Loss,
 ■ Non-Conf, S Site,
 ■ Home
 ■ Away
 N Neutral

Average RPI Win:	163	WON-LOST	WINNING	LAST 10	STRENGTH OF	OPP. STRENGTH	TEAM	ADJ.	CONF.	ADJ CONF.
Average RPI Loss:	36	RECORD	PCT. RANK	GAMES	SCHEDULE	OF SCHEDULE	RPI	RPI	RPI	RPI
DIV. I ONLY	15- 9	104	1- 0	41	21	44	44	1	1	
DIV. I NON-CONF.	10- 3	59	0- 0	155	186	60	60	1	1	
TOTALS	RPI 1-25	RPI 26-50	W-L RECORDS	RPI 51-100	RPI 101-150	RPI 150+				
15- 9	1- 6	0- 0	OVERALL	1- 1	7- 2	6- 0				
9- 2	1- 2	0- 0	HOME	1- 0	3- 0	4- 0				
3- 6	0- 4	0- 0	AWAY	0- 1	2- 1	1- 0				
3- 1	0- 0	0- 0	NEUTRAL	0- 0	2- 1	1- 0				
10- 3	0- 1	0- 0	NON-CONFERENCE	0- 0	4- 2	6- 0				
6- 0	0- 0	0- 0	HOME	0- 0	2- 0	4- 0				
1- 2	0- 1	0- 0	AWAY	0- 0	0- 1	1- 0				
3- 1	0- 0	0- 0	NEUTRAL	0- 0	2- 1	1- 0				
5- 6	1- 5	0- 0	CONFERENCE	1- 1	3- 0	0- 0				
3- 2	1- 2	0- 0	HOME	1- 0	1- 0	0- 0				
2- 4	0- 3	0- 0	AWAY	0- 1	2- 0	0- 0				
0- 0	0- 0	0- 0	NEUTRAL	0- 0	0- 0	0- 0				

RPI 1-25				RPI 26-50				Team's RPI: 44				RPI 51-100				RPI 101+			
RPI	S	Opponent	Score	RPI	S	Opponent	Score	RPI	S	Opponent	Score	RPI	S	Opponent	Score	RPI	S	Opponent	Score
1	A	Notre Dame	50 90					58	A	Clemson	61 71	101	A	Houston	89 95				
1	H	Notre Dame	55 76					77	H	Duke	70 64	102	N	Idaho St.	74 51				
3	A	Louisville	44 61									104	A	Boston College	81 76				
9	H	NC State	60 68									106	H	Georgia	63 53				
12	H	Syracuse	65 55									114	N	Dayton	66 85				
17	A	Maryland	54 67									117	A	Wake Forest	60 46				
24	A	North Carolina	90 91									119	N	Seton Hall	84 73				
												130	H	Pittsburgh	67 55				
												143	H	Appalachian St.	71 53				
												154	A	Georgia St.	78 71				
												209	N	George Washington	70 55				
												250	H	Alabama St.	69 42				
												284	H	Wofford	81 40				
												306	H	Kennesaw St.	60 35				
												338	H	Western Caro.	84 49				

Non-Div I Games:

Georgia Tech

■ Loss,
 ■ Non-Conf, S Site,
 ■ Home
 ■ Away
 N Neutral

Average RPI Win: 129	WON-LOST	WINNING	LAST 10	STRENGTH OF	OPP. STRENGTH	TEAM	ADJ.	CONF.	ADJ CONF.
Average RPI Loss: 20	RECORD	PCT. RANK	GAMES	SCHEDULE	OF SCHEDULE	RPI	RPI	RPI	RPI
DIV. I ONLY	22- 2	5	1- 0	59	30	13	13	8	8
DIV. I NON-CONF.	11- 1	13	1- 0	60	4	12	12	7	7
TOTALS	RPI 1-25	RPI 26-50	W-L RECORDS	RPI 51-100	RPI 101-150	RPI 150+			
22- 2	2- 1	2- 1	OVERALL	5- 0	4- 0	9- 0			
11- 0	1- 0	1- 0	HOME	2- 0	2- 0	5- 0			
9- 1	0- 0	1- 1	AWAY	3- 0	1- 0	4- 0			
2- 1	1- 1	0- 0	NEUTRAL	0- 0	1- 0	0- 0			
11- 1	2- 1	0- 0	NON-CONFERENCE	2- 0	3- 0	4- 0			
6- 0	1- 0	0- 0	HOME	1- 0	2- 0	2- 0			
3- 0	0- 0	0- 0	AWAY	1- 0	0- 0	2- 0			
2- 1	1- 1	0- 0	NEUTRAL	0- 0	1- 0	0- 0			
11- 1	0- 0	2- 1	CONFERENCE	3- 0	1- 0	5- 0			
5- 0	0- 0	1- 0	HOME	1- 0	0- 0	3- 0			
6- 1	0- 0	1- 1	AWAY	2- 0	1- 0	2- 0			
0- 0	0- 0	0- 0	NEUTRAL	0- 0	0- 0	0- 0			

RPI	S	Opponent	Score	RPI	S	Opponent	Score	RPI	S	Opponent	Score	RPI	S	Opponent	Score
1	N	Notre Dame	65 81	38	A	BYU	68 70	63	A	Missouri St.	70 67	102	H	Idaho St.	70 51
5	H	Stanford	79 73	45	A	Saint Mary's (CA)	66 52	84	A	Pacific	63 51	122	H	Washington St.	76 53
19	N	Rutgers	57 40	45	H	Saint Mary's (CA)	74 62	84	H	Pacific	88 65	124	A	Pepperdine	79 54
								88	H	Idaho	88 51	127	N	Western Ky.	76 55
								99	A	Loyola Marymount	78 53	161	A	Portland	93 62
												161	H	Portland	97 71
												167	H	Montana	76 52
												183	H	Santa Clara	78 61
												196	A	Eastern Wash.	63 51
												199	A	UNLV	70 59
												242	H	San Francisco	78 51
												255	A	San Diego	86 61
												257	H	Colorado St.	50 39
LAST 12 Division I GAMES:															
127	N	Western Ky.	76 55	242	H	San Francisco	78 51								
19	N	Rutgers	57 40	255	A	San Diego	86 61								
161	A	Portland	93 62	38	A	BYU	68 70								
45	A	Saint Mary's (CA)	66 52	161	H	Portland	97 71								
84	A	Pacific	63 51	84	H	Pacific	88 65								
183	H	Santa Clara	78 61	45	H	Saint Mary's (CA)	74 62								

Non-Div I Games:

Gonzaga

Average RPI Win: 248	WON-LOST	WINNING	LAST 10	STRENGTH OF	OPP. STRENGTH	TEAM	ADJ.	CONF.	ADJ CONF.
Average RPI Loss: 162	RECORD	PCT. RANK	GAMES	SCHEDULE	OF SCHEDULE	RPI	RPI	RPI	RPI
DIV. I ONLY	10- 13	211	1- 0	273	246	219	219	29	29
DIV. I NON-CONF.	3- 9	271	0- 0	88	84	192	192	27	27
TOTALS	RPI 1-25	RPI 26-50	W-L RECORDS	RPI 51-100	RPI 101-150	RPI 150+			
10- 13	0- 0	1- 2	OVERALL	1- 1	0- 4	8- 6			
3- 3	0- 0	0- 0	HOME	0- 0	0- 0	3- 3			
5- 9	0- 0	0- 1	AWAY	0- 1	0- 4	5- 3			
2- 1	0- 0	1- 1	NEUTRAL	1- 0	0- 0	0- 0			
3- 9	0- 0	1- 2	NON-CONFERENCE	1- 1	0- 4	1- 2			
1- 0	0- 0	0- 0	HOME	0- 0	0- 0	1- 0			
0- 8	0- 0	0- 1	AWAY	0- 1	0- 4	0- 2			
2- 1	0- 0	1- 1	NEUTRAL	1- 0	0- 0	0- 0			
7- 4	0- 0	0- 0	CONFERENCE	0- 0	0- 0	7- 4			
2- 3	0- 0	0- 0	HOME	0- 0	0- 0	2- 3			
5- 1	0- 0	0- 0	AWAY	0- 0	0- 0	5- 1			
0- 0	0- 0	0- 0	NEUTRAL	0- 0	0- 0	0- 0			

RPI S	Opponent	Score	RPI S	Opponent	Score	RPI S	Opponent	Score	RPI S	Opponent	Score	Team's RPI: 219
40 N	South Dakota	53 67	89 A	UT Arlington	54 78	113 A	Oklahoma St.	40 86				
41 N	Indiana	65 62	99 N	Loyola Marymount	62 61	131 A	Kansas	45 76				
48 A	Auburn	48 97				133 A	Alabama	55 73				
						146 A	South Fla.	50 67				
						185 A	Southern U.	65 71				
						185 H	Southern U.	81 86				
						192 A	Southern Miss.	47 68				
						200 A	Prairie View	64 63				
						212 A	Texas Southern	75 67				
						248 A	Wichita St.	61 70				
						250 A	Alabama St.	80 72				
						286 H	Jackson St.	74 77				
						304 A	Alabama A&M	63 51				
						310 H	Mississippi Val.	52 54				
						326 H	McNeese	75 51				
						347 H	Ark.-Pine Bluff	77 57				
						350 A	Alcorn	79 63				
						350 H	Alcorn	61 56				
LAST 12 Division I GAMES:												
350 A	Alcorn	79 63	212 A	Texas Southern	75 67							
185 A	Southern U.	65 71	350 H	Alcorn	61 56							
310 H	Mississippi Val.	52 54	185 H	Southern U.	81 86							
347 H	Ark.-Pine Bluff	77 57	304 A	Alabama A&M	63 51							
286 H	Jackson St.	74 77	250 A	Alabama St.	80 72							
200 A	Prairie View	64 63	113 A	Oklahoma St.	40 86							

Non-Div I Games:

Grambling

■ Loss,
 ■ Non-Conf,
 ■ S Site,
 ■ Home
 ■ A Away
 N Neutral

Average RPI Win: 288		WON-LOST	WINNING	LAST 10	STRENGTH OF	OPP. STRENGTH	TEAM	ADJ.	CONF.	ADJ CONF.
Average RPI Loss: 219		RECORD	PCT. RANK	GAMES	SCHEDULE	OF SCHEDULE	RPI	RPI	RPI	RPI
DIV. I ONLY		5- 15	301	0- 1	326	327	337	337	30	30
DIV. I NON-CONF.		2- 8	293	0- 0	326	294	345	345	30	30
TOTALS	RPI 1-25	RPI 26-50		W-L RECORDS		RPI 51-100	RPI 101-150	RPI 150+		
5- 15	0- 0	0- 0		OVERALL		0- 0	0- 2	5- 13		
4- 5	0- 0	0- 0		HOME		0- 0	0- 1	4- 4		
1- 10	0- 0	0- 0		AWAY		0- 0	0- 1	1- 9		
0- 0	0- 0	0- 0		NEUTRAL		0- 0	0- 0	0- 0		
2- 8	0- 0	0- 0		NON-CONFERENCE		0- 0	0- 2	2- 6		
2- 3	0- 0	0- 0		HOME		0- 0	0- 1	2- 2		
0- 5	0- 0	0- 0		AWAY		0- 0	0- 1	0- 4		
0- 0	0- 0	0- 0		NEUTRAL		0- 0	0- 0	0- 0		
3- 7	0- 0	0- 0		CONFERENCE		0- 0	0- 0	3- 7		
2- 2	0- 0	0- 0		HOME		0- 0	0- 0	2- 2		
1- 5	0- 0	0- 0		AWAY		0- 0	0- 0	1- 5		
0- 0	0- 0	0- 0		NEUTRAL		0- 0	0- 0	0- 0		

RPI 1-25				RPI 26-50				RPI 51-100				RPI 101+				Team's RPI: 337	
RPI	S	Opponent	Score	RPI	S	Opponent	Score	RPI	S	Opponent	Score	RPI	S	Opponent	Score		
												107	A	UNCW	55	77	
												139	H	Portland St.	55	60	
												167	H	Montana	47	69	
												168	A	New Mexico St.	52	81	
												168	H	New Mexico St.	54	51	
												172	H	Indiana St.	81	88	
												183	A	Santa Clara	55	75	
												204	A	East Carolina	47	59	
												223	A	UTRGV	42	49	
												223	H	UTRGV	50	66	
												239	A	UMKC	45	73	
												261	A	Long Beach St.	50	57	
												262	H	California Baptist	75	71	
												275	H	CSU Bakersfield	46	59	
												283	A	Utah Valley	46	57	
												296	A	UC Santa Barbara	55	66	
												315	H	Incarnate Word	74	63	
												342	A	Seattle U	74	73	
												348	A	Chicago St.	48	50	
												351	H	LIU Brooklyn	65	62	
LAST 12 Division I GAMES:																	
				168	A	New Mexico St.	52	81	223	H	UTRGV	50	66				
				223	A	UTRGV	42	49	168	H	New Mexico St.	54	51				
				275	H	CSU Bakersfield	46	59	342	A	Seattle U	74	73				
				262	H	California Baptist	75	71	283	A	Utah Valley	46	57				
				239	A	UMKC	45	73	183	A	Santa Clara	55	75				
				348	A	Chicago St.	48	50	261	A	Long Beach St.	50	57				

Non-Div I Games:

Grand Canyon

Loss, Non-Conf, S Site, H Home A Away N Neutral

Average RPI Win:	199	WON-LOST	WINNING	LAST 10	STRENGTH OF	OPP. STRENGTH	TEAM	ADJ.	CONF.	ADJ CONF.
Average RPI Loss:	57	RECORD	PCT. RANK	GAMES	SCHEDULE	OF SCHEDULE	RPI	RPI	RPI	RPI
DIV. I ONLY	14- 7	82	1- 0	72	131	67	67	20	20	
DIV. I NON-CONF.	4- 5	190	0- 0	4	13	37	37	17	17	
TOTALS	RPI 1-25	RPI 26-50	W-L RECORDS	RPI 51-100	RPI 101-150	RPI 150+				
14- 7	0- 1	1- 3	OVERALL	2- 2	2- 1	9- 0				
9- 2	0- 0	0- 0	HOME	2- 1	2- 1	5- 0				
5- 5	0- 1	1- 3	AWAY	0- 1	0- 0	4- 0				
0- 0	0- 0	0- 0	NEUTRAL	0- 0	0- 0	0- 0				
4- 5	0- 1	1- 3	NON-CONFERENCE	1- 1	1- 0	1- 0				
3- 1	0- 0	0- 0	HOME	1- 1	1- 0	1- 0				
1- 4	0- 1	1- 3	AWAY	0- 0	0- 0	0- 0				
0- 0	0- 0	0- 0	NEUTRAL	0- 0	0- 0	0- 0				
10- 2	0- 0	0- 0	CONFERENCE	1- 1	1- 1	8- 0				
6- 1	0- 0	0- 0	HOME	1- 0	1- 1	4- 0				
4- 1	0- 0	0- 0	AWAY	0- 1	0- 0	4- 0				
0- 0	0- 0	0- 0	NEUTRAL	0- 0	0- 0	0- 0				

RPI 1-25				RPI 26-50				RPI 51-100				Team's RPI: 67	RPI 101+							
RPI	S	Opponent	Score	RPI	S	Opponent	Score	RPI	S	Opponent	Score		RPI	S	Opponent	Score				
8	A	Marquette	54 80	28	A	South Dakota St.	47 77	72	H	Maine	70 39		114	H	Dayton	51 35				
				32	A	Missouri	56 49	76	A	Wright St.	67 85		123	H	IUPUI	63 67				
				34	A	DePaul	64 73	76	H	Wright St.	56 37		126	H	Youngstown St.	60 42				
				40	A	South Dakota	49 55	90	H	Northwestern	55 57		189	H	Wisconsin	55 46				
LAST 12 Division I GAMES:																	193	A	Milwaukee	76 62
																	193	H	Milwaukee	59 45
																	271	H	Cleveland St.	62 53
																	278	A	Northern Ky.	81 61
																	278	H	Northern Ky.	70 42
																	299	A	Oakland	77 53
																	332	H	UIC	62 32
																	336	A	Detroit Mercy	65 40
																	76	H	Wright St.	56 37
																	278	H	Northern Ky.	70 42
																	126	H	Youngstown St.	60 42
																	271	H	Cleveland St.	62 53
278	A	Northern Ky.	81 61																	
76	A	Wright St.	67 85																	
193	A	Milwaukee	76 62																	

Non-Div I Games: Wis.-Parkside 81 32

Green Bay

Loss, Non-Conf, S Site, H Home A Away N Neutral

Average RPI Win:	249	WON-LOST	WINNING	LAST 10	STRENGTH OF	OPP. STRENGTH	TEAM	ADJ.	CONF.	ADJ CONF.
Average RPI Loss:	171	RECORD	PCT. RANK	GAMES	SCHEDULE	OF SCHEDULE	RPI	RPI	RPI	RPI
DIV. I ONLY	12- 9	131	0- 1	244	265	181	181	28	28	
DIV. I NON-CONF.	3- 7	256	0- 1	202	115	265	265	29	29	
TOTALS	RPI 1-25	RPI 26-50	W-L RECORDS	RPI 51-100	RPI 101-150	RPI 150+				
12- 9	0- 1	1- 0	OVERALL	1- 1	0- 2	10- 5				
8- 2	0- 0	1- 0	HOME	1- 0	0- 1	6- 1				
4- 5	0- 1	0- 0	AWAY	0- 0	0- 1	4- 3				
0- 2	0- 0	0- 0	NEUTRAL	0- 1	0- 0	0- 1				
3- 7	0- 1	1- 0	NON-CONFERENCE	0- 1	0- 1	2- 4				
2- 2	0- 0	1- 0	HOME	0- 0	0- 1	1- 1				
1- 3	0- 1	0- 0	AWAY	0- 0	0- 0	1- 2				
0- 2	0- 0	0- 0	NEUTRAL	0- 1	0- 0	0- 1				
9- 2	0- 0	0- 0	CONFERENCE	1- 0	0- 1	8- 1				
6- 0	0- 0	0- 0	HOME	1- 0	0- 0	5- 0				
3- 2	0- 0	0- 0	AWAY	0- 0	0- 1	3- 1				
0- 0	0- 0	0- 0	NEUTRAL	0- 0	0- 0	0- 0				

RPI 1-25				RPI 26-50				RPI 51-100				RPI 101+ Team's RPI: 181			
RPI	S	Opponent	Score	RPI	S	Opponent	Score	RPI	S	Opponent	Score	RPI	S	Opponent	Score
9	A	NC State	51 83	35	H	James Madison	72 65	60	N	SFA	68 70	128	A	High Point	73 82
								93	H	Radford	68 54	141	H	Chattanooga	50 58
												191	H	Elon	62 77
												197	A	UNC Asheville	61 58
												233	N	Sacramento St.	61 65
												237	A	Campbell	46 52
												237	H	Campbell	61 50
												247	H	Gardner-Webb	82 80
												260	A	Columbia	63 88
												270	H	Samford	64 57
												273	A	Winthrop	84 63
												276	A	Cornell	53 79
												294	A	Fla. Atlantic	72 68
												319	A	Charleston So.	74 66
												334	H	Presbyterian	79 62
												340	H	Longwood	66 40
												343	H	USC Upstate	67 43
LAST 12 Division I GAMES:															
233	N	Sacramento St.	61 65	273	A	Winthrop	84 63								
237	H	Campbell	61 50	237	A	Campbell	46 52								
334	H	Presbyterian	79 62	340	H	Longwood	66 40								
128	A	High Point	73 82	93	H	Radford	68 54								
343	H	USC Upstate	67 43	197	A	UNC Asheville	61 58								
247	H	Gardner-Webb	82 80	319	A	Charleston So.	74 66								

Non-Div I Games: Mid-Atlantic Christ115 48

Hampton

■ Loss,
 ■ Non-Conf, S Site,
 ■ Home
 ■ Away
 N Neutral

Average RPI Win:	240	WON-LOST	WINNING	LAST 10	STRENGTH OF	OPP. STRENGTH	TEAM	ADJ.	CONF.	ADJ CONF.
Average RPI Loss:	80	RECORD	PCT. RANK	GAMES	SCHEDULE	OF SCHEDULE	RPI	RPI	RPI	RPI
DIV. I ONLY	16- 9	97	0- 1	142	191	105	105	23	23	
DIV. I NON-CONF.	7- 7	162	0- 1	115	86	137	137	25	25	
TOTALS	RPI 1-25	RPI 26-50	W-L RECORDS	RPI 51-100	RPI 101-150	RPI 150+				
16- 9	0- 3	0- 1	OVERALL	2- 3	0- 0	14- 2				
9- 2	0- 1	0- 0	HOME	2- 1	0- 0	7- 0				
7- 5	0- 1	0- 1	AWAY	0- 2	0- 0	7- 1				
0- 2	0- 1	0- 0	NEUTRAL	0- 0	0- 0	0- 1				
7- 7	0- 3	0- 1	NON-CONFERENCE	1- 2	0- 0	6- 1				
4- 2	0- 1	0- 0	HOME	1- 1	0- 0	3- 0				
3- 3	0- 1	0- 1	AWAY	0- 1	0- 0	3- 0				
0- 2	0- 1	0- 0	NEUTRAL	0- 0	0- 0	0- 1				
9- 2	0- 0	0- 0	CONFERENCE	1- 1	0- 0	8- 1				
5- 0	0- 0	0- 0	HOME	1- 0	0- 0	4- 0				
4- 2	0- 0	0- 0	AWAY	0- 1	0- 0	4- 1				
0- 0	0- 0	0- 0	NEUTRAL	0- 0	0- 0	0- 0				

RPI 1-25				RPI 26-50				RPI 51-100				RPI 101+ Team's RPI: 105			
RPI	S	Opponent	Score	RPI	S	Opponent	Score	RPI	S	Opponent	Score	RPI	S	Opponent	Score
3	N	Louisville	69 86	43	A	Villanova	41 59	52	A	New Mexico	65 72	160	A	Stony Brook	64 36
20	H	Michigan St.	66 74					72	A	Maine	58 78	160	H	Stony Brook	73 62
23	A	Miami (FL)	62 75					72	H	Maine	49 46	162	N	Southern Ill.	50 72
								86	H	Harvard	73 60	165	H	William & Mary	50 45
								95	H	Princeton	38 75	229	A	Rhode Island	65 51
												231	H	Albany (NY)	82 35
												253	A	Binghamton	62 73
												266	H	Vermont	61 32
												295	H	Morgan St.	80 59
												300	A	Central Conn. St.	54 52
												307	H	Bryant	67 57
												309	A	UMBC	66 52
												309	H	UMBC	92 47
												311	A	NJIT	84 53
												320	A	New Hampshire	66 48
												323	A	UMass Lowell	66 44
LAST 12 Division I GAMES:															
52	A	New Mexico	65 72	231	H	Albany (NY)	82 35								
23	A	Miami (FL)	62 75	320	A	New Hampshire	66 48								
72	A	Maine	58 78	323	A	UMass Lowell	66 44								
309	H	UMBC	92 47	72	H	Maine	49 46								
160	H	Stony Brook	73 62	266	H	Vermont	61 32								
253	A	Binghamton	62 73	309	A	UMBC	66 52								

Non-Div I Games:

Hartford

■ Loss,
■ Non-Conf,
■ S Site,
■ H Home
■ A Away
N Neutral

Average RPI Win:	202	WON-LOST	WINNING	LAST 10	STRENGTH OF	OPP. STRENGTH	TEAM	ADJ.	CONF.	ADJ CONF.
Average RPI Loss:	81	RECORD	PCT. RANK	GAMES	SCHEDULE	OF SCHEDULE	RPI	RPI	RPI	RPI
DIV. I ONLY	11- 8	129	1- 0	88	98	86	86	11	11	
DIV. I NON-CONF.	7- 6	153	1- 0	72	25	82	82	11	11	
TOTALS	RPI 1-25	RPI 26-50	W-L RECORDS	RPI 51-100	RPI 101-150	RPI 150+				
11- 8	0- 2	1- 0	OVERALL	0- 4	1- 1	9- 1				
3- 3	0- 1	0- 0	HOME	0- 2	1- 0	2- 0				
7- 5	0- 1	1- 0	AWAY	0- 2	0- 1	6- 1				
1- 0	0- 0	0- 0	NEUTRAL	0- 0	0- 0	1- 0				
7- 6	0- 2	1- 0	NON-CONFERENCE	0- 3	1- 1	5- 0				
2- 3	0- 1	0- 0	HOME	0- 2	1- 0	1- 0				
4- 3	0- 1	1- 0	AWAY	0- 1	0- 1	3- 0				
1- 0	0- 0	0- 0	NEUTRAL	0- 0	0- 0	1- 0				
4- 2	0- 0	0- 0	CONFERENCE	0- 1	0- 0	4- 1				
1- 0	0- 0	0- 0	HOME	0- 0	0- 0	1- 0				
3- 2	0- 0	0- 0	AWAY	0- 1	0- 0	3- 1				
0- 0	0- 0	0- 0	NEUTRAL	0- 0	0- 0	0- 0				

RPI 1-25				RPI 26-50				RPI 51-100 Team's RPI: 86				RPI 101+			
RPI	S	Opponent	Score	RPI	S	Opponent	Score	RPI	S	Opponent	Score	RPI	S	Opponent	Score
1	A	Notre Dame	58 103	36	A	California	85 79	53	A	Purdue	65 66	105	A	Hartford	60 73
19	H	Rutgers	49 60					64	H	Quinnipiac	67 72	136	H	Boston U.	67 47
								72	H	Maine	60 67	156	A	CSUN	75 55
								75	A	Yale	62 65	198	A	Dartmouth	73 57
												198	H	Dartmouth	56 46
												203	N	Jacksonville St.	69 62
												228	A	Brown	100 83
												229	A	Rhode Island	80 47
												260	A	Columbia	65 75
												276	A	Cornell	68 61
												277	A	Siena	73 54
												285	H	La Salle	88 43
LAST 12 Division I GAMES:															
156	A	CSUN	75 55	198	H	Dartmouth	56 46								
276	A	Cornell	68 61	36	A	California	85 79								
260	A	Columbia	65 75	229	A	Rhode Island	80 47								
228	A	Brown	100 83	136	H	Boston U.	67 47								
75	A	Yale	62 65	19	H	Rutgers	49 60								
198	A	Dartmouth	73 57	72	H	Maine	60 67								

Non-Div I Games:

Harvard

■ Loss,
■ Non-Conf, S Site,
■ Home
■ Away
N Neutral

Average RPI Win: 233	WON-LOST	WINNING	LAST 10	STRENGTH OF	OPP. STRENGTH	TEAM	ADJ.	CONF.	ADJ CONF.
Average RPI Loss: 156	RECORD	PCT. RANK	GAMES	SCHEDULE	OF SCHEDULE	RPI	RPI	RPI	RPI
DIV. I ONLY	9- 13	228	0- 1	226	175	241	241	21	21
DIV. I NON-CONF.	3- 9	271	0- 1	161	103	270	270	20	20
TOTALS	RPI 1-25	RPI 26-50	W-L RECORDS	RPI 51-100	RPI 101-150	RPI 150+			
9- 13	0- 1	0- 1	OVERALL	2- 2	0- 1	7- 8			
5- 7	0- 1	0- 0	HOME	2- 2	0- 1	3- 3			
4- 5	0- 0	0- 0	AWAY	0- 0	0- 0	4- 5			
0- 1	0- 0	0- 1	NEUTRAL	0- 0	0- 0	0- 0			
3- 9	0- 1	0- 1	NON-CONFERENCE	1- 2	0- 1	2- 4			
2- 5	0- 1	0- 0	HOME	1- 2	0- 1	1- 1			
1- 3	0- 0	0- 0	AWAY	0- 0	0- 0	1- 3			
0- 1	0- 0	0- 1	NEUTRAL	0- 0	0- 0	0- 0			
6- 4	0- 0	0- 0	CONFERENCE	1- 0	0- 0	5- 4			
3- 2	0- 0	0- 0	HOME	1- 0	0- 0	2- 2			
3- 2	0- 0	0- 0	AWAY	0- 0	0- 0	3- 2			
0- 0	0- 0	0- 0	NEUTRAL	0- 0	0- 0	0- 0			

RPI 1-25				RPI 26-50				RPI 51-100				RPI 101+ Team's RPI: 241			
RPI	S	Opponent	Score	RPI	S	Opponent	Score	RPI	S	Opponent	Score	RPI	S	Opponent	Score
5	H	Stanford	59 81	49	N	Utah	48 73	73	H	FGCU	67 73	124	H	Pepperdine	64 65
								88	H	Idaho	69 61	156	H	CSUN	29 49
								91	H	UC Davis	65 60	161	H	Portland	65 72
								97	H	American	57 69	164	A	UC Irvine	70 68
												166	H	UC Riverside	55 60
												199	A	UNLV	66 61
												201	A	San Diego St.	57 58
												236	A	Nevada	78 79
												246	A	Cal St. Fullerton	68 72
												255	A	San Diego	50 58
												261	A	Long Beach St.	40 56
												296	A	UC Santa Barbara	47 35
												296	H	UC Santa Barbara	72 49
												312	A	Cal Poly	71 54
												312	H	Cal Poly	70 52
												342	H	Seattle U	67 51
LAST 12 Division I GAMES:															
				49	N	Utah	48 73	296	A	UC Santa Barbara	47 35				
				296	H	UC Santa Barbara	72 49	312	A	Cal Poly	71 54				
				261	A	Long Beach St.	40 56	156	H	CSUN	29 49				
				164	A	UC Irvine	70 68	91	H	UC Davis	65 60				
				312	H	Cal Poly	70 52	246	A	Cal St. Fullerton	68 72				
				166	H	UC Riverside	55 60	236	A	Nevada	78 79				

Non-Div I Games: Hawaii Pacific 66 51

Hawaii

Average RPI Win:	276	WON-LOST	WINNING	LAST 10	STRENGTH OF	OPP. STRENGTH	TEAM	ADJ.	CONF.	ADJ CONF.
Average RPI Loss:	97	RECORD	PCT. RANK	GAMES	SCHEDULE	OF SCHEDULE	RPI	RPI	RPI	RPI
DIV. I ONLY	14- 7	82	1- 0	219	306	128	128	28	28	
DIV. I NON-CONF.	5- 4	139	0- 0	125	242	106	106	29	29	
TOTALS	RPI 1-25	RPI 26-50	W-L RECORDS	RPI 51-100	RPI 101-150	RPI 150+				
14- 7	0- 1	0- 0	OVERALL	1- 4	0- 0	13- 2				
9- 1	0- 0	0- 0	HOME	1- 1	0- 0	8- 0				
5- 6	0- 1	0- 0	AWAY	0- 3	0- 0	5- 2				
0- 0	0- 0	0- 0	NEUTRAL	0- 0	0- 0	0- 0				
5- 4	0- 1	0- 0	NON-CONFERENCE	1- 2	0- 0	4- 1				
4- 0	0- 0	0- 0	HOME	1- 0	0- 0	3- 0				
1- 4	0- 1	0- 0	AWAY	0- 2	0- 0	1- 1				
0- 0	0- 0	0- 0	NEUTRAL	0- 0	0- 0	0- 0				
9- 3	0- 0	0- 0	CONFERENCE	0- 2	0- 0	9- 1				
5- 1	0- 0	0- 0	HOME	0- 1	0- 0	5- 0				
4- 2	0- 0	0- 0	AWAY	0- 1	0- 0	4- 1				
0- 0	0- 0	0- 0	NEUTRAL	0- 0	0- 0	0- 0				

RPI 1-25				RPI 26-50				RPI 51-100				RPI 101+ Team's RPI: 128			
RPI	S	Opponent	Score	RPI	S	Opponent	Score	RPI	S	Opponent	Score	RPI	S	Opponent	Score
25	A	Kentucky	49 71					57	A	Miami (OH)	55 68	153	A	Davidson	62 71
								58	A	Clemson	64 83	181	H	Hampton	82 73
								93	A	Radford	58 80	197	A	UNC Asheville	56 67
								93	H	Radford	79 84	237	H	Campbell	65 60
								97	H	American	66 61	244	A	ETSU	73 65
												247	A	Gardner-Webb	78 61
												269	H	Norfolk St.	83 51
												273	H	Winthrop	56 54
												313	H	UNC Greensboro	82 75
												319	A	Charleston So.	69 62
												319	H	Charleston So.	71 64
												334	H	Presbyterian	79 40
												340	A	Longwood	65 54
												341	H	N.C. Central	80 69
												343	A	USC Upstate	87 61
LAST 12 Division I GAMES:															
319	A	Charleston So.	69 62	237	H	Campbell	65 60								
93	H	Radford	79 84	197	A	UNC Asheville	56 67								
340	A	Longwood	65 54	247	A	Gardner-Webb	78 61								
181	H	Hampton	82 73	334	H	Presbyterian	79 40								
273	H	Winthrop	56 54	93	A	Radford	58 80								
319	H	Charleston So.	71 64	343	A	USC Upstate	87 61								

Non-Div I Games: Greensboro 102 50 Mars Hill 86 36

High Point

Loss, Non-Conf, S Site, H Home A Away N Neutral

Hofstra

Through Games Of Feb. 13, 2019

Average RPI Win: 240	WON-LOST	WINNING	LAST 10	STRENGTH OF	OPP. STRENGTH	TEAM	ADJ.	CONF.	ADJ CONF.
Average RPI Loss: 147	RECORD	PCT. RANK	GAMES	SCHEDULE	OF SCHEDULE	RPI	RPI	RPI	RPI
DIV. I ONLY	6- 16	289	0- 1	135	229	252	252	10	10
DIV. I NON-CONF.	5- 6	177	0- 0	244	335	216	216	10	10
TOTALS	RPI 1-25	RPI 26-50	W-L RECORDS	RPI 51-100	RPI 101-150	RPI 150+			
6- 16	0- 0	0- 2	OVERALL	1- 2	0- 5	5- 7			
2- 8	0- 0	0- 1	HOME	1- 1	0- 2	1- 4			
3- 6	0- 0	0- 1	AWAY	0- 0	0- 2	3- 3			
1- 2	0- 0	0- 0	NEUTRAL	0- 1	0- 1	1- 0			
5- 6	0- 0	0- 0	NON-CONFERENCE	0- 1	0- 1	5- 4			
1- 2	0- 0	0- 0	HOME	0- 0	0- 0	1- 2			
3- 2	0- 0	0- 0	AWAY	0- 0	0- 0	3- 2			
1- 2	0- 0	0- 0	NEUTRAL	0- 1	0- 1	1- 0			
1- 10	0- 0	0- 2	CONFERENCE	1- 1	0- 4	0- 3			
1- 6	0- 0	0- 1	HOME	1- 1	0- 2	0- 2			
0- 4	0- 0	0- 1	AWAY	0- 0	0- 2	0- 1			
0- 0	0- 0	0- 0	NEUTRAL	0- 0	0- 0	0- 0			

RPI S	Opponent	Score	RPI S	Opponent	Score	RPI S	Opponent	Score	RPI S	Opponent	Score	Team's RPI: 252
35	A James Madison	54 77	35	H James Madison	44 59	76	N Wright St.	64 93	107	A UNCW	54 89	
						78	H Drexel	49 61	116	A Towson	68 92	
						83	H Northeastern	78 61	116	H Towson	56 68	
									145	N Marist	57 71	
									149	H Delaware	59 78	
									160	A Stony Brook	49 77	
									165	H William & Mary	55 60	
									191	H Elon	64 77	
									205	A Holy Cross	66 72	
									208	N Stetson	53 50	
									224	H Sacred Heart	64 70	
									230	A St. Bonaventure	67 59	
									260	H Columbia	63 65	
									277	A Siena	57 50	
									292	A Col. of Charleston	62 70	
									309	A UMBC	45 42	
									331	H Iona	74 49	
LAST 12 Division I GAMES:												
35	H James Madison	44 59	149	H Delaware	59 78							
116	H Towson	56 68	116	A Towson	68 92							
292	A Col. of Charleston	62 70	35	A James Madison	54 77							
107	A UNCW	54 89	191	H Elon	64 77							
83	H Northeastern	78 61	165	H William & Mary	55 60							
78	H Drexel	49 61	277	A Siena	57 50							

Non-Div I Games: Wilmington (DE) 77 56

Hofstra

Loss, Non-Conf, S Site, H Home A Away N Neutral

Holy Cross

Through Games Of Feb. 13, 2019

Average RPI Win:	261	WON-LOST	WINNING	LAST 10	STRENGTH OF	OPP. STRENGTH	TEAM	ADJ.	CONF.	ADJ CONF.
Average RPI Loss:	192	RECORD	PCT. RANK	GAMES	SCHEDULE	OF SCHEDULE	RPI	RPI	RPI	RPI
DIV. I ONLY	14- 9	114	1- 0	338	248	205	205	18	18	
DIV. I NON-CONF.	8- 3	72	0- 0	335	293	201	201	22	22	
TOTALS	RPI 1-25	RPI 26-50	W-L RECORDS	RPI 51-100	RPI 101-150	RPI 150+				
14- 9	0- 0	0- 1	OVERALL	0- 1	1- 1	13- 6				
10- 2	0- 0	0- 0	HOME	0- 0	1- 0	9- 2				
4- 7	0- 0	0- 1	AWAY	0- 1	0- 1	4- 4				
0- 0	0- 0	0- 0	NEUTRAL	0- 0	0- 0	0- 0				
8- 3	0- 0	0- 0	NON-CONFERENCE	0- 0	0- 1	8- 2				
5- 1	0- 0	0- 0	HOME	0- 0	0- 0	5- 1				
3- 2	0- 0	0- 0	AWAY	0- 0	0- 1	3- 1				
0- 0	0- 0	0- 0	NEUTRAL	0- 0	0- 0	0- 0				
6- 6	0- 0	0- 1	CONFERENCE	0- 1	1- 0	5- 4				
5- 1	0- 0	0- 0	HOME	0- 0	1- 0	4- 1				
1- 5	0- 0	0- 1	AWAY	0- 1	0- 0	1- 3				
0- 0	0- 0	0- 0	NEUTRAL	0- 0	0- 0	0- 0				

RPI S	Opponent	Score	RPI S	Opponent	Score	RPI S	Opponent	Score	RPI S	Opponent	Score	Team's RPI: 205
42	A Bucknell	71 75	97	A American	58 70	104	A Boston College	63 89	136	H Boston U.	75 69	
						151	A Lehigh	55 64	178	H Rider	71 61	
						207	A Navy	47 54	207	H Navy	47 44	
						228	H Brown	85 89	229	H Rhode Island	73 65	
						231	A Albany (NY)	56 50	252	H Hofstra	72 66	
						254	H Colgate	67 70	266	A Vermont	65 40	
						291	H Army West Point	58 39	302	H Manhattan	61 53	
						303	A Loyola Maryland	58 48	303	H Loyola Maryland	78 60	
						307	A Bryant	81 62	320	A New Hampshire	62 74	
						321	A Lafayette	63 73	321	H Lafayette	56 53	
						323	H UMass Lowell	63 54				
LAST 12 Division I GAMES:												
207	H Navy	47 44	136	H Boston U.	75 69							
303	A Loyola Maryland	58 48	207	A Navy	47 54							
321	H Lafayette	56 53	303	H Loyola Maryland	78 60							
97	A American	58 70	151	A Lehigh	55 64							
42	A Bucknell	71 75	321	A Lafayette	63 73							
291	H Army West Point	58 39	254	H Colgate	67 70							

Non-Div I Games:

Holy Cross

Loss, Non-Conf, S Site, H Home A Away N Neutral

Average RPI Win:	199	WON-LOST	WINNING	LAST 10	STRENGTH OF	OPP. STRENGTH	TEAM	ADJ.	CONF.	ADJ CONF.
Average RPI Loss:	73	RECORD	PCT. RANK	GAMES	SCHEDULE	OF SCHEDULE	RPI	RPI	RPI	RPI
DIV. I ONLY	12- 11	155	1- 0	78	81	101	101	9	9	
DIV. I NON-CONF.	6- 7	172	0- 0	74	94	108	108	9	9	
TOTALS	RPI 1-25	RPI 26-50	W-L RECORDS	RPI 51-100	RPI 101-150	RPI 150+				
12- 11	0- 3	1- 1	OVERALL	0- 4	2- 1	9- 2				
4- 5	0- 2	1- 0	HOME	0- 2	1- 1	2- 0				
8- 6	0- 1	0- 1	AWAY	0- 2	1- 0	7- 2				
0- 0	0- 0	0- 0	NEUTRAL	0- 0	0- 0	0- 0				
6- 7	0- 1	1- 1	NON-CONFERENCE	0- 3	0- 1	5- 1				
1- 4	0- 1	1- 0	HOME	0- 2	0- 1	0- 0				
5- 3	0- 0	0- 1	AWAY	0- 1	0- 0	5- 1				
0- 0	0- 0	0- 0	NEUTRAL	0- 0	0- 0	0- 0				
6- 4	0- 2	0- 0	CONFERENCE	0- 1	2- 0	4- 1				
3- 1	0- 1	0- 0	HOME	0- 0	1- 0	2- 0				
3- 3	0- 1	0- 0	AWAY	0- 1	1- 0	2- 1				
0- 0	0- 0	0- 0	NEUTRAL	0- 0	0- 0	0- 0				

RPI 1-25				RPI 26-50				RPI 51-100				RPI 101+ Team's RPI: 101			
RPI	S	Opponent	Score	RPI	S	Opponent	Score	RPI	S	Opponent	Score	RPI	S	Opponent	Score
6	H	UConn	61 81	36	A	California	79 80	52	H	New Mexico	84 89	104	H	Boston College	57 64
16	A	UCF	56 58	44	H	Georgia Tech	95 89	73	A	FGCU	71 76	146	A	South Fla.	54 52
21	H	Texas A&M	52 68					82	A	Cincinnati	57 68	147	H	Tulsa	76 44
								89	H	UT Arlington	61 65	152	A	Louisiana Tech	88 100
												169	A	Temple	65 76
												169	H	Temple	78 65
												192	A	Southern Miss.	61 44
												206	A	SMU	72 61
												206	H	SMU	69 68
												214	A	George Mason	66 56
												244	A	ETSU	84 77
												248	A	Wichita St.	66 58
												260	A	Columbia	83 72
												315	A	Incarinate Word	79 60
LAST 12 Division I GAMES:															
146	A	South Fla.	54 52	248	A	Wichita St.	66 58								
169	A	Temple	65 76	169	H	Temple	78 65								
206	H	SMU	69 68	206	A	SMU	72 61								
16	A	UCF	56 58	6	H	UConn	61 81								
147	H	Tulsa	76 44	192	A	Southern Miss.	61 44								
82	A	Cincinnati	57 68	214	A	George Mason	66 56								

Non-Div I Games:

Houston

■ Loss,
 ■ Non-Conf,
 ■ S Site,
 ■ H Home
 ■ A Away
 N Neutral

Houston Baptist

Through Games Of Feb. 13, 2019

Average RPI Win:	310	WON-LOST	WINNING	LAST 10	STRENGTH OF	OPP. STRENGTH	TEAM	ADJ.	CONF.	ADJ CONF.
Average RPI Loss:	190	RECORD	PCT. RANK	GAMES	SCHEDULE	OF SCHEDULE	RPI	RPI	RPI	RPI
DIV. I ONLY	3- 14	324	0- 0	289	267	339	339	25	25	
DIV. I NON-CONF.	1- 5	311	0- 0	284	167	335	335	23	23	
TOTALS	RPI 1-25	RPI 26-50	W-L RECORDS	RPI 51-100	RPI 101-150	RPI 150+				
3- 14	0- 0	0- 0	OVERALL	0- 2	0- 2	3- 10				
3- 5	0- 0	0- 0	HOME	0- 0	0- 0	3- 5				
0- 9	0- 0	0- 0	AWAY	0- 2	0- 2	0- 5				
0- 0	0- 0	0- 0	NEUTRAL	0- 0	0- 0	0- 0				
1- 5	0- 0	0- 0	NON-CONFERENCE	0- 0	0- 2	1- 3				
1- 1	0- 0	0- 0	HOME	0- 0	0- 0	1- 1				
0- 4	0- 0	0- 0	AWAY	0- 0	0- 2	0- 2				
0- 0	0- 0	0- 0	NEUTRAL	0- 0	0- 0	0- 0				
2- 9	0- 0	0- 0	CONFERENCE	0- 2	0- 0	2- 7				
2- 4	0- 0	0- 0	HOME	0- 0	0- 0	2- 4				
0- 5	0- 0	0- 0	AWAY	0- 2	0- 0	0- 3				
0- 0	0- 0	0- 0	NEUTRAL	0- 0	0- 0	0- 0				

RPI 1-25				RPI 26-50				RPI 51-100				RPI 101+ Team's RPI: 339			
RPI	S	Opponent	Score	RPI	S	Opponent	Score	RPI	S	Opponent	Score	RPI	S	Opponent	Score
								60	A	SFA	53 65	113	A	Oklahoma St.	44 77
								66	A	Lamar University	50 63	148	A	Texas Tech	76 82
												159	H	Abilene Christian	62 72
												171	A	North Texas	75 100
												174	H	Oral Roberts	56 74
												179	A	Nicholls St.	54 77
												180	H	Sam Houston St.	63 74
												248	A	Wichita St.	50 68
												267	H	A&M-Corpus Christi	56 70
												281	H	Central Ark.	58 77
												287	A	Southeastern La.	65 73
												298	H	La.-Monroe	68 60
												315	H	Incarnate Word	60 59
												316	H	New Orleans	83 74
												326	A	McNeese	71 81
LAST 12 Division I GAMES:															
281	H	Central Ark.	58 77	180	H	Sam Houston St.	63 74								
60	A	SFA	53 65	159	H	Abilene Christian	62 72								
267	H	A&M-Corpus Christi	56 70	179	A	Nicholls St.	54 77								
315	H	Incarnate Word	60 59	316	H	New Orleans	83 74								
326	A	McNeese	71 81	66	A	Lamar University	50 63								
287	A	Southeastern La.	65 73	298	H	La.-Monroe	68 60								

Non-Div I Games: Howard Payne 93 60 Tex. A&M Int'l 81 48 McMurry 92 41 Southwest (NM) 100 57
Houston Baptist

Loss, Non-Conf, S Site, H Home A Away N Neutral

Average RPI Win: 292	WON-LOST	WINNING	LAST 10	STRENGTH OF	OPP. STRENGTH	TEAM	ADJ.	CONF.	ADJ CONF.
Average RPI Loss: 186	RECORD	PCT. RANK	GAMES	SCHEDULE	OF SCHEDULE	RPI	RPI	RPI	RPI
DIV. I ONLY	13- 10	138	0- 1	330	339	227	227	32	32
DIV. I NON-CONF.	7- 6	153	0- 0	296	286	203	203	32	32
TOTALS	RPI 1-25	RPI 26-50	W-L RECORDS	RPI 51-100	RPI 101-150	RPI 150+			
13- 10	0- 1	0- 0	OVERALL	0- 1	0- 0	13- 8			
7- 3	0- 0	0- 0	HOME	0- 0	0- 0	7- 3			
6- 7	0- 1	0- 0	AWAY	0- 1	0- 0	6- 5			
0- 0	0- 0	0- 0	NEUTRAL	0- 0	0- 0	0- 0			
7- 6	0- 1	0- 0	NON-CONFERENCE	0- 1	0- 0	7- 4			
2- 2	0- 0	0- 0	HOME	0- 0	0- 0	2- 2			
5- 4	0- 1	0- 0	AWAY	0- 1	0- 0	5- 2			
0- 0	0- 0	0- 0	NEUTRAL	0- 0	0- 0	0- 0			
6- 4	0- 0	0- 0	CONFERENCE	0- 0	0- 0	6- 4			
5- 1	0- 0	0- 0	HOME	0- 0	0- 0	5- 1			
1- 3	0- 0	0- 0	AWAY	0- 0	0- 0	1- 3			
0- 0	0- 0	0- 0	NEUTRAL	0- 0	0- 0	0- 0			

RPI 1-25				RPI 26-50				RPI 51-100				RPI 101+ Team's RPI: 227			
RPI	S	Opponent	Score	RPI	S	Opponent	Score	RPI	S	Opponent	Score	RPI	S	Opponent	Score
24	A	North Carolina	63 85					82	A	Cincinnati	51 85	157	H	Mercer	70 85
												165	A	William & Mary	75 88
												177	A	UMES	72 80
												177	H	UMES	73 80
												214	H	George Mason	73 59
												234	A	Niagara	68 61
												237	A	Campbell	69 64
												238	A	Bethune-Cookman	63 76
												238	H	Bethune-Cookman	61 40
												258	A	Richmond	60 67
												269	H	Norfolk St.	74 70
												277	H	Siena	81 86
												285	A	La Salle	57 54
												295	H	Morgan St.	79 56
												305	A	South Carolina St.	63 72
												311	H	NJIT	77 57
												325	A	FIU	89 62
												344	A	Fairleigh Dickinson	79 58
												346	H	Delaware St.	78 62
												349	A	Florida A&M	81 59
												349	H	Florida A&M	74 68
LAST 12 Division I GAMES:															
238	A	Bethune-Cookman	63 76	295	H	Morgan St.	79 56								
349	A	Florida A&M	81 59	238	H	Bethune-Cookman	61 40								
269	H	Norfolk St.	74 70	177	A	UMES	72 80								
177	H	UMES	73 80	349	H	Florida A&M	74 68								
346	H	Delaware St.	78 62	24	A	North Carolina	63 85								
305	A	South Carolina St.	63 72	82	A	Cincinnati	51 85								

Non-Div I Games:

Howard

Average RPI Win: 220	WON-LOST	WINNING	LAST 10	STRENGTH OF	OPP. STRENGTH	TEAM	ADJ.	CONF.	ADJ CONF.
Average RPI Loss: 115	RECORD	PCT. RANK	GAMES	SCHEDULE	OF SCHEDULE	RPI	RPI	RPI	RPI
DIV. I ONLY	14- 9	114	1- 0	169	184	123	123	20	20
DIV. I NON-CONF.	5- 5	162	0- 0	79	101	92	92	17	17
TOTALS	RPI 1-25	RPI 26-50	W-L RECORDS	RPI 51-100	RPI 101-150	RPI 150+			
14- 9	0- 1	0- 1	OVERALL	1- 3	3- 1	10- 3			
7- 3	0- 0	0- 1	HOME	0- 2	2- 0	5- 0			
6- 6	0- 1	0- 0	AWAY	1- 1	0- 1	5- 3			
1- 0	0- 0	0- 0	NEUTRAL	0- 0	1- 0	0- 0			
5- 5	0- 1	0- 1	NON-CONFERENCE	0- 1	2- 0	3- 2			
1- 2	0- 0	0- 1	HOME	0- 1	1- 0	0- 0			
3- 3	0- 1	0- 0	AWAY	0- 0	0- 0	3- 2			
1- 0	0- 0	0- 0	NEUTRAL	0- 0	1- 0	0- 0			
9- 4	0- 0	0- 0	CONFERENCE	1- 2	1- 1	7- 1			
6- 1	0- 0	0- 0	HOME	0- 1	1- 0	5- 0			
3- 3	0- 0	0- 0	AWAY	1- 1	0- 1	2- 1			
0- 0	0- 0	0- 0	NEUTRAL	0- 0	0- 0	0- 0			

RPI 1-25				RPI 26-50				RPI 51-100				RPI 101+ Team's RPI: 123			
RPI	S	Opponent	Score	RPI	S	Opponent	Score	RPI	S	Opponent	Score	RPI	S	Opponent	Score
10	A	Iowa	58 72	33	H	Ohio	66 73	67	A	Green Bay	67 63	103	N	VCU	63 61
								76	A	Wright St.	59 66	126	A	Youngstown St.	52 70
								76	H	Wright St.	75 78	126	H	Youngstown St.	64 44
								87	H	UNI	40 53	135	H	UT Martin	73 72
												162	A	Southern Ill.	73 78
												172	A	Indiana St.	64 59
												189	A	Wisconsin	64 65
												193	A	Milwaukee	67 66
												195	A	Ole Miss	66 58
												271	A	Cleveland St.	75 50
												271	H	Cleveland St.	64 36
												278	A	Northern Ky.	57 60
												278	H	Northern Ky.	70 48
												297	A	UTSA	58 50
												299	H	Oakland	82 53
												332	H	UIC	71 43
												336	H	Detroit Mercy	82 47
LAST 12 Division I GAMES:															
271	H	Cleveland St.	64 36	332	H	UIC	71 43								
126	H	Youngstown St.	64 44	299	H	Oakland	82 53								
76	A	Wright St.	59 66	336	H	Detroit Mercy	82 47								
278	A	Northern Ky.	57 60	126	A	Youngstown St.	52 70								
67	A	Green Bay	67 63	271	A	Cleveland St.	75 50								
193	A	Milwaukee	67 66	278	H	Northern Ky.	70 48								

Non-Div I Games: Purdue Northwest 101 40

IUPUI

■ Loss,
 ■ Non-Conf, S Site,
 ■ Home
 ■ Away
 N Neutral

Idaho

Through Games Of Feb. 13, 2019

Average RPI Win:	191	WON-LOST	WINNING	LAST 10	STRENGTH OF	OPP. STRENGTH	TEAM	ADJ.	CONF.	ADJ CONF.
Average RPI Loss:	111	RECORD	PCT. RANK	GAMES	SCHEDULE	OF SCHEDULE	RPI	RPI	RPI	RPI
DIV. I ONLY	13- 8	109	1- 0	127	111	88	88	16	16	
DIV. I NON-CONF.	3- 6	241	0- 0	47	48	144	144	12	12	
TOTALS	RPI 1-25	RPI 26-50	W-L RECORDS	RPI 51-100	RPI 101-150	RPI 150+				
13- 8	0- 2	0- 1	OVERALL	0- 2	5- 0	8- 3				
7- 1	0- 0	0- 0	HOME	0- 1	2- 0	5- 0				
6- 6	0- 2	0- 1	AWAY	0- 0	3- 0	3- 3				
0- 1	0- 0	0- 0	NEUTRAL	0- 1	0- 0	0- 0				
3- 6	0- 2	0- 1	NON-CONFERENCE	0- 1	1- 0	2- 2				
2- 0	0- 0	0- 0	HOME	0- 0	0- 0	2- 0				
1- 5	0- 2	0- 1	AWAY	0- 0	1- 0	0- 2				
0- 1	0- 0	0- 0	NEUTRAL	0- 1	0- 0	0- 0				
10- 2	0- 0	0- 0	CONFERENCE	0- 1	4- 0	6- 1				
5- 1	0- 0	0- 0	HOME	0- 1	2- 0	3- 0				
5- 1	0- 0	0- 0	AWAY	0- 0	2- 0	3- 1				
0- 0	0- 0	0- 0	NEUTRAL	0- 0	0- 0	0- 0				

RPI 1-25				RPI 26-50				RPI 51-100 Team's RPI: 88				RPI 101+			
RPI	S	Opponent	Score	RPI	S	Opponent	Score	RPI	S	Opponent	Score	RPI	S	Opponent	Score
5	A	Stanford	71 115	47	A	Wyoming	61 64	54	N	Boise St.	85 91	102	A	Idaho St.	86 72
13	A	Gonzaga	51 88					100	H	Northern Colo.	72 86	137	A	Montana St.	82 66
												137	H	Montana St.	90 65
												139	H	Portland St.	80 78
												148	A	Texas Tech	88 77
												156	H	CSUN	88 73
												167	A	Montana	79 82
												167	H	Montana	76 68
												196	H	Eastern Wash.	84 68
												233	H	Sacramento St.	104 66
												235	A	Northern Ariz.	86 69
												241	A	Hawaii	61 69
												242	H	San Francisco	70 63
												261	A	Long Beach St.	63 70
												268	A	Southern Utah	82 70
												318	A	Weber St.	79 74
LAST 12 Division I GAMES:															
137	H	Montana St.	90 65	167	A	Montana	79 82								
167	H	Montana	76 68	137	A	Montana St.	82 66								
268	A	Southern Utah	82 70	100	H	Northern Colo.	72 86								
235	A	Northern Ariz.	86 69	196	H	Eastern Wash.	84 68								
139	H	Portland St.	80 78	318	A	Weber St.	79 74								
233	H	Sacramento St.	104 66	102	A	Idaho St.	86 72								

Non-Div I Games:

Idaho

■ Loss,
 ■ Non-Conf,
 ■ S Site,
 ■ Home
 ■ A Away
 N Neutral

Average RPI Win:	226	WON-LOST	WINNING	LAST 10	STRENGTH OF	OPP. STRENGTH	TEAM	ADJ.	CONF.	ADJ CONF.
Average RPI Loss:	87	RECORD	PCT. RANK	GAMES	SCHEDULE	OF SCHEDULE	RPI	RPI	RPI	RPI
DIV. I ONLY	14- 7	82	1- 0	161	183	102	102	16	16	
DIV. I NON-CONF.	4- 4	162	0- 0	33	227	71	71	12	12	
TOTALS	RPI 1-25	RPI 26-50	W-L RECORDS	RPI 51-100	RPI 101-150	RPI 150+				
14- 7	0- 1	0- 2	OVERALL	0- 3	3- 0	11- 1				
7- 2	0- 0	0- 0	HOME	0- 1	2- 0	5- 1				
6- 4	0- 1	0- 1	AWAY	0- 2	1- 0	5- 0				
1- 1	0- 0	0- 1	NEUTRAL	0- 0	0- 0	1- 0				
4- 4	0- 1	0- 2	NON-CONFERENCE	0- 1	1- 0	3- 0				
2- 0	0- 0	0- 0	HOME	0- 0	1- 0	1- 0				
1- 3	0- 1	0- 1	AWAY	0- 1	0- 0	1- 0				
1- 1	0- 0	0- 1	NEUTRAL	0- 0	0- 0	1- 0				
10- 3	0- 0	0- 0	CONFERENCE	0- 2	2- 0	8- 1				
5- 2	0- 0	0- 0	HOME	0- 1	1- 0	4- 1				
5- 1	0- 0	0- 0	AWAY	0- 1	1- 0	4- 0				
0- 0	0- 0	0- 0	NEUTRAL	0- 0	0- 0	0- 0				

RPI 1-25				RPI 26-50				RPI 51-100				RPI 101+ Team's RPI: 102			
RPI	S	Opponent	Score	RPI	S	Opponent	Score	RPI	S	Opponent	Score	RPI	S	Opponent	Score
13	A	Gonzaga	51 70	44	N	Georgia Tech	51 74	79	A	Arizona	46 71	124	H	Pepperdine	65 63
				49	A	Utah	60 74	88	H	Idaho	72 86	137	H	Montana St.	61 43
								100	A	Northern Colo.	56 60	139	A	Portland St.	58 57
												167	H	Montana	50 34
												196	H	Eastern Wash.	63 48
												233	A	Sacramento St.	56 42
												233	H	Sacramento St.	73 43
												235	A	Northern Ariz.	80 69
												235	H	Northern Ariz.	77 81
												262	A	California Baptist	72 57
												268	A	Southern Utah	69 57
												268	H	Southern Utah	80 47
												283	H	Utah Valley	80 68
												306	N	Kennesaw St.	60 49
												318	A	Weber St.	70 57
LAST 12 Division I GAMES:															
268	H	Southern Utah	80 47	100	A	Northern Colo.	56 60	233	H	Sacramento St.	73 43				
235	H	Northern Ariz.	77 81	318	A	Weber St.	70 57	235	A	Northern Ariz.	80 69				
139	A	Portland St.	58 57	268	A	Southern Utah	69 57								
233	A	Sacramento St.	56 42	196	H	Eastern Wash.	63 48								
137	H	Montana St.	61 43												
167	H	Montana	50 34												

Non-Div I Games: Benedictine Mesa 88 51

Idaho St.

Average RPI Win:	237	WON-LOST	WINNING	LAST 10	STRENGTH OF	OPP. STRENGTH	TEAM	ADJ.	CONF.	ADJ CONF.
Average RPI Loss:	72	RECORD	PCT. RANK	GAMES	SCHEDULE	OF SCHEDULE	RPI	RPI	RPI	RPI
DIV. I ONLY	10- 14	223	1- 0	112	79	188	188	4	4	
DIV. I NON-CONF.	8- 3	72	0- 0	292	253	180	180	6	6	
TOTALS	RPI 1-25	RPI 26-50	W-L RECORDS	RPI 51-100	RPI 101-150	RPI 150+				
10- 14	0- 4	0- 2	OVERALL	0- 5	1- 2	9- 1				
8- 7	0- 3	0- 2	HOME	0- 2	0- 0	8- 0				
2- 6	0- 1	0- 0	AWAY	0- 3	1- 2	1- 0				
0- 1	0- 0	0- 0	NEUTRAL	0- 0	0- 0	0- 1				
8- 3	0- 0	0- 1	NON-CONFERENCE	0- 1	0- 0	8- 1				
7- 1	0- 0	0- 1	HOME	0- 0	0- 0	7- 0				
1- 1	0- 0	0- 0	AWAY	0- 1	0- 0	1- 0				
0- 1	0- 0	0- 0	NEUTRAL	0- 0	0- 0	0- 1				
2- 11	0- 4	0- 1	CONFERENCE	0- 4	1- 2	1- 0				
1- 6	0- 3	0- 1	HOME	0- 2	0- 0	1- 0				
1- 5	0- 1	0- 0	AWAY	0- 2	1- 2	0- 0				
0- 0	0- 0	0- 0	NEUTRAL	0- 0	0- 0	0- 0				

RPI 1-25				RPI 26-50				RPI 51-100				RPI 101+ Team's RPI: 188			
RPI	S	Opponent	Score	RPI	S	Opponent	Score	RPI	S	Opponent	Score	RPI	S	Opponent	Score
10	H	Iowa	75 94	32	H	Missouri	45 67	53	A	Purdue	50 72	107	A	Ohio St.	70 78
17	H	Maryland	66 80	41	H	Indiana	83 85	58	A	Clemson	67 69	112	A	Minnesota	66 62
19	H	Rutgers	60 71					90	A	Northwestern	45 68	134	A	Penn St.	48 62
20	A	Michigan St.	60 77					90	H	Northwestern	56 64	172	H	Indiana St.	75 57
								98	H	Nebraska	67 77	189	H	Wisconsin	78 68
												194	H	Eastern Mich.	72 66
												233	N	Sacramento St.	107 109
												256	H	SIUE	74 57
												260	H	Columbia	76 69
												282	H	Murray St.	84 52
												293	H	Valparaiso	73 54
												304	H	Alabama A&M	88 60
												312	A	Cal Poly	74 51
LAST 12 Division I GAMES:															
189	H	Wisconsin	78 68	10	H	Iowa	75 94	98	H	Nebraska	67 77				
53	A	Purdue	50 72	134	A	Penn St.	48 62	19	H	Rutgers	60 71				
17	H	Maryland	66 80	112	A	Minnesota	66 62	107	A	Ohio St.	70 78				
107	A	Ohio St.	70 78	90	H	Northwestern	56 64	90	A	Northwestern	45 68				
90	H	Northwestern	56 64	20	A	Michigan St.	60 77								

Non-Div I Games:

Illinois

■ Loss,
 ■ Non-Conf,
 ■ S Site,
 ■ H Home
 ■ A Away
 N Neutral

Average RPI Win:	241	WON-LOST	WINNING	LAST 10	STRENGTH OF	OPP. STRENGTH	TEAM	ADJ.	CONF.	ADJ CONF.
Average RPI Loss:	159	RECORD	PCT. RANK	GAMES	SCHEDULE	OF SCHEDULE	RPI	RPI	RPI	RPI
DIV. I ONLY	12- 9	131	1- 0	278	227	190	190	13	13	
DIV. I NON-CONF.	6- 4	125	0- 0	301	318	183	183	15	15	
TOTALS	RPI 1-25	RPI 26-50	W-L RECORDS	RPI 51-100	RPI 101-150	RPI 150+				
12- 9	0- 1	0- 1	OVERALL	1- 1	0- 0	11- 6				
8- 3	0- 1	0- 0	HOME	1- 1	0- 0	7- 1				
4- 6	0- 0	0- 1	AWAY	0- 0	0- 0	4- 5				
0- 0	0- 0	0- 0	NEUTRAL	0- 0	0- 0	0- 0				
6- 4	0- 0	0- 1	NON-CONFERENCE	0- 0	0- 0	6- 3				
4- 0	0- 0	0- 0	HOME	0- 0	0- 0	4- 0				
2- 4	0- 0	0- 1	AWAY	0- 0	0- 0	2- 3				
0- 0	0- 0	0- 0	NEUTRAL	0- 0	0- 0	0- 0				
6- 5	0- 1	0- 0	CONFERENCE	1- 1	0- 0	5- 3				
4- 3	0- 1	0- 0	HOME	1- 1	0- 0	3- 1				
2- 2	0- 0	0- 0	AWAY	0- 0	0- 0	2- 2				
0- 0	0- 0	0- 0	NEUTRAL	0- 0	0- 0	0- 0				

RPI	S	Opponent	Score	RPI	S	Opponent	Score	RPI	S	Opponent	Score	RPI	S	Opponent	Score	Team's RPI: 190
22	H	Drake	64 82	46	A	Butler	56 58	63	H	Missouri St.	47 59	155	H	Bradley	68 79	
								87	H	UNI	66 64	162	H	Southern Ill.	60 52	
												172	A	Indiana St.	44 59	
												172	H	Indiana St.	78 70	
												183	H	Saint Louis	72 67	
												194	A	Eastern Mich.	41 50	
												226	H	North Dakota	67 55	
												239	A	UMKC	62 55	
												249	A	Loyola Chicago	59 62	
												256	A	SIUE	61 68	
												271	A	Cleveland St.	63 67	
												278	A	Northern Ky.	58 53	
												288	H	Austin Peay	61 49	
												293	A	Valparaiso	70 67	
												299	H	Oakland	62 56	
												335	A	Evansville	72 61	
												335	H	Evansville	82 59	
LAST 12 Division I GAMES:																
172	H	Indiana St.	78 70	162	H	Southern Ill.	60 52									
335	H	Evansville	82 59	335	A	Evansville	72 61									
293	A	Valparaiso	70 67	172	A	Indiana St.	44 59									
249	A	Loyola Chicago	59 62	22	H	Drake	64 82									
155	H	Bradley	68 79	87	H	UNI	66 64									
63	H	Missouri St.	47 59	239	A	UMKC	62 55									

Non-Div I Games: Maryville (MO) 61 52

Illinois St.

Average RPI Win:	310	WON-LOST	WINNING	LAST 10	STRENGTH OF	OPP. STRENGTH	TEAM	ADJ.	CONF.	ADJ CONF.
Average RPI Loss:	169	RECORD	PCT. RANK	GAMES	SCHEDULE	OF SCHEDULE	RPI	RPI	RPI	RPI
DIV. I ONLY	3- 19	333	1- 0	180	275	315	315	25	25	
DIV. I NON-CONF.	0- 11	336	0- 0	52	201	299	299	23	23	
TOTALS	RPI 1-25	RPI 26-50	W-L RECORDS	RPI 51-100	RPI 101-150	RPI 150+				
3- 19	0- 1	0- 2	OVERALL	0- 4	0- 2	3- 10				
2- 7	0- 0	0- 1	HOME	0- 3	0- 1	2- 2				
1- 12	0- 1	0- 1	AWAY	0- 1	0- 1	1- 8				
0- 0	0- 0	0- 0	NEUTRAL	0- 0	0- 0	0- 0				
0- 11	0- 1	0- 2	NON-CONFERENCE	0- 2	0- 2	0- 4				
0- 4	0- 0	0- 1	HOME	0- 1	0- 1	0- 1				
0- 7	0- 1	0- 1	AWAY	0- 1	0- 1	0- 3				
0- 0	0- 0	0- 0	NEUTRAL	0- 0	0- 0	0- 0				
3- 8	0- 0	0- 0	CONFERENCE	0- 2	0- 0	3- 6				
2- 3	0- 0	0- 0	HOME	0- 2	0- 0	2- 1				
1- 5	0- 0	0- 0	AWAY	0- 0	0- 0	1- 5				
0- 0	0- 0	0- 0	NEUTRAL	0- 0	0- 0	0- 0				

RPI 1-25				RPI 26-50				RPI 51-100				RPI 101+ Team's RPI: 315			
RPI	S	Opponent	Score	RPI	S	Opponent	Score	RPI	S	Opponent	Score	RPI	S	Opponent	Score
18	A	Arizona St.	43 81	30	H	Rice	63 74	60	H	SFA	56 66	101	H	Houston	60 79
				40	A	South Dakota	43 96	66	H	Lamar University	51 77	112	A	Minnesota	39 75
								79	A	Arizona	42 84	179	A	Nicholls St.	62 86
								89	H	UT Arlington	49 97	180	H	Sam Houston St.	56 76
												201	A	San Diego St.	38 81
												202	A	Massachusetts	59 71
												267	A	A&M-Corpus Christi	49 57
												281	A	Central Ark.	43 74
												287	H	Southeastern La.	76 69
												316	A	New Orleans	55 58
												316	H	New Orleans	81 69
												318	H	Weber St.	64 72
												326	A	McNeese	68 66
												337	A	Grand Canyon	63 74
												339	A	Houston Baptist	59 60
LAST 12 Division I GAMES:															
287	H	Southeastern La.	76 69	60	H	SFA	56 66	281	A	Central Ark.	43 74				
267	A	A&M-Corpus Christi	49 57	180	H	Sam Houston St.	56 76	179	A	Nicholls St.	62 86				
316	A	New Orleans	55 58	326	A	McNeese	68 66	30	H	Rice	63 74				
339	A	Houston Baptist	59 60												
316	H	New Orleans	81 69												
66	H	Lamar University	51 77												

Non-Div I Games:

Incarnate Word

■ Loss,
■ Non-Conf, S Site,
■ Home
■ Away
N Neutral

Indiana

Through Games Of Feb. 13, 2019

Average RPI Win:	127	WON-LOST	WINNING	LAST 10	STRENGTH OF	OPP. STRENGTH	TEAM	ADJ.	CONF.	ADJ CONF.
Average RPI Loss:	80	RECORD	PCT. RANK	GAMES	SCHEDULE	OF SCHEDULE	RPI	RPI	RPI	RPI
DIV. I ONLY	17- 8	80	0- 1	49	50	41	41	4	4	
DIV. I NON-CONF.	11- 1	13	0- 0	108	68	20	20	6	6	
TOTALS	RPI 1-25	RPI 26-50	W-L RECORDS	RPI 51-100	RPI 101-150	RPI 150+				
17- 8	1- 3	3- 0	OVERALL	5- 2	2- 2	6- 1				
9- 3	1- 1	1- 0	HOME	3- 1	1- 1	3- 0				
6- 4	0- 2	1- 0	AWAY	1- 1	1- 1	3- 0				
2- 1	0- 0	1- 0	NEUTRAL	1- 0	0- 0	0- 1				
11- 1	0- 0	3- 0	NON-CONFERENCE	3- 0	1- 0	4- 1				
6- 0	0- 0	1- 0	HOME	2- 0	0- 0	3- 0				
3- 0	0- 0	1- 0	AWAY	0- 0	1- 0	1- 0				
2- 1	0- 0	1- 0	NEUTRAL	1- 0	0- 0	0- 1				
6- 7	1- 3	0- 0	CONFERENCE	2- 2	1- 2	2- 0				
3- 3	1- 1	0- 0	HOME	1- 1	1- 1	0- 0				
3- 4	0- 2	0- 0	AWAY	1- 1	0- 1	2- 0				
0- 0	0- 0	0- 0	NEUTRAL	0- 0	0- 0	0- 0				

RPI 1-25				RPI 26-50				Team's RPI: 41	RPI 51-100				RPI 101+			
RPI	S	Opponent	Score	RPI	S	Opponent	Score		RPI	S	Opponent	Score	RPI	S	Opponent	Score
17	H	Maryland	56 76	39	A	UCLA	67 65		53	A	Purdue	53 56	107	A	Ohio St.	50 55
19	A	Rutgers	64 69	40	N	South Dakota	68 60		55	H	Michigan	70 60	112	H	Minnesota	61 65
20	A	Michigan St.	61 77	46	H	Butler	66 46		63	H	Missouri St.	98 74	117	A	Wake Forest	87 73
20	H	Michigan St.	68 64						90	H	Northwestern	69 75	134	H	Penn St.	83 75
									96	H	Northern Ill.	91 73	188	A	Illinois	85 83
									98	A	Nebraska	82 78	189	A	Wisconsin	75 68
									99	N	Loyola Marymount	67 43	193	H	Milwaukee	68 66
													211	H	Florida	83 64
													219	N	Grambling	62 65
													274	H	North Florida	75 52
													299	A	Oakland	59 32
LAST 12 Division I GAMES:																
20	A	Michigan St.	61 77	53	A	Purdue	53 56									
112	H	Minnesota	61 65	90	H	Northwestern	69 75									
98	A	Nebraska	82 78	189	A	Wisconsin	75 68									
19	A	Rutgers	64 69	107	A	Ohio St.	50 55									
17	H	Maryland	56 76	20	H	Michigan St.	68 64									
55	H	Michigan	70 60	134	H	Penn St.	83 75									

Non-Div I Games:

Indiana

■ Loss,
 ■ Non-Conf, S Site,
 ■ Home
 ■ Away
 N Neutral

Average RPI Win:	253	WON-LOST	WINNING	LAST 10	STRENGTH OF	OPP. STRENGTH	TEAM	ADJ.	CONF.	ADJ CONF.
Average RPI Loss:	143	RECORD	PCT. RANK	GAMES	SCHEDULE	OF SCHEDULE	RPI	RPI	RPI	RPI
DIV. I ONLY	9- 12	216	0- 1	150	271	172	172	13	13	
DIV. I NON-CONF.	5- 5	162	0- 0	218	326	174	174	15	15	
TOTALS	RPI 1-25	RPI 26-50	W-L RECORDS	RPI 51-100	RPI 101-150	RPI 150+				
9- 12	0- 1	0- 1	OVERALL	0- 2	0- 1	9- 7				
2- 4	0- 1	0- 0	HOME	0- 1	0- 1	2- 1				
7- 7	0- 0	0- 1	AWAY	0- 1	0- 0	7- 5				
0- 1	0- 0	0- 0	NEUTRAL	0- 0	0- 0	0- 1				
5- 5	0- 0	0- 1	NON-CONFERENCE	0- 0	0- 1	5- 3				
1- 1	0- 0	0- 0	HOME	0- 0	0- 1	1- 0				
4- 3	0- 0	0- 1	AWAY	0- 0	0- 0	4- 2				
0- 1	0- 0	0- 0	NEUTRAL	0- 0	0- 0	0- 1				
4- 7	0- 1	0- 0	CONFERENCE	0- 2	0- 0	4- 4				
1- 3	0- 1	0- 0	HOME	0- 1	0- 0	1- 1				
3- 4	0- 0	0- 0	AWAY	0- 1	0- 0	3- 3				
0- 0	0- 0	0- 0	NEUTRAL	0- 0	0- 0	0- 0				

RPI 1-25	RPI 26-50	RPI 51-100	RPI 101+ Team's RPI: 172
RPI S Opponent Score	RPI S Opponent Score	RPI S Opponent Score	RPI S Opponent Score
22 Drake 68	46 Butler 49	63 Missouri St. 58	123 IUPUI 59
		87 UNI 51	155 Bradley 80
			155 Bradley 45
			162 Southern Ill. 61 58
			164 N UC Irvine 61
			183 Saint Louis 60 56
			188 Illinois 57
			190 Illinois St. 70
			190 Illinois St. 59 44
			222 Southeast Mo. St. 62 51
			225 Marshall 62 53
			249 Loyola Chicago 54
			272 Eastern Ill. 39
			293 Valparaiso 86 82
			332 UIC 60 53
			335 Evansville 76 69
			337 Grand Canyon 88 81
LAST 12 Division I GAMES:			
190 Illinois St. 70	293 Valparaiso 86 82		
155 Bradley 80	155 Bradley 45		
335 Evansville 76 69	190 Illinois St. 59 44		
87 UNI 51	162 Southern Ill. 61 58		
22 Drake 68	63 Missouri St. 58		
249 Loyola Chicago 54	272 Eastern Ill. 39		

Non-Div I Games: Davenport 79 43

Indiana St.

Average RPI Win:	209	WON-LOST	WINNING	LAST 10	STRENGTH OF	OPP. STRENGTH	TEAM	ADJ.	CONF.	ADJ CONF.
Average RPI Loss:	179	RECORD	PCT. RANK	GAMES	SCHEDULE	OF SCHEDULE	RPI	RPI	RPI	RPI
DIV. I ONLY	1- 23	350	0- 1	160	242	331	331	26	26	
DIV. I NON-CONF.	1- 10	330	0- 0	55	110	276	276	28	28	
TOTALS	RPI 1-25	RPI 26-50	W-L RECORDS	RPI 51-100	RPI 101-150	RPI 150+				
1- 23	0- 0	0- 2	OVERALL	0- 3	0- 4	1- 14				
1- 12	0- 0	0- 1	HOME	0- 2	0- 2	1- 7				
0- 11	0- 0	0- 1	AWAY	0- 1	0- 2	0- 7				
0- 0	0- 0	0- 0	NEUTRAL	0- 0	0- 0	0- 0				
1- 10	0- 0	0- 2	NON-CONFERENCE	0- 2	0- 3	1- 3				
1- 5	0- 0	0- 1	HOME	0- 1	0- 2	1- 1				
0- 5	0- 0	0- 1	AWAY	0- 1	0- 1	0- 2				
0- 0	0- 0	0- 0	NEUTRAL	0- 0	0- 0	0- 0				
0- 13	0- 0	0- 0	CONFERENCE	0- 1	0- 1	0- 11				
0- 7	0- 0	0- 0	HOME	0- 1	0- 0	0- 6				
0- 6	0- 0	0- 0	AWAY	0- 0	0- 1	0- 5				
0- 0	0- 0	0- 0	NEUTRAL	0- 0	0- 0	0- 0				

RPI	S	Opponent	Score	RPI	S	Opponent	Score	RPI	S	Opponent	Score	RPI	S	Opponent	Score	Team's RPI: 331
27	H	Central Mich.	39 82	64	H	Quinnipiac	39 76	109	H	St. John's (NY)	35 61	121	H	Fordham	40 57	
42	A	Bucknell	43 81	69	H	Penn	43 66	131	A	Kansas	44 75	145	A	Marist	36 76	
				74	A	Toledo	38 84	160	H	Stony Brook	51 53	169	A	Temple	39 59	
								178	A	Rider	64 75	178	H	Rider	58 66	
								209	H	George Washington	52 43	216	H	Monmouth	38 55	
								234	A	Niagara	53 72	234	H	Niagara	46 58	
								252	A	Hofstra	49 74	277	A	Siena	47 59	
								277	H	Siena	45 66	280	A	Canisius	47 67	
								280	H	Canisius	40 48	301	H	Fairfield	42 55	
								302	A	Manhattan	33 55					
LAST 12 Division I GAMES:																
178	A	Rider	64 75	145	A	Marist	36 76									
277	H	Siena	45 66	302	A	Manhattan	33 55									
234	A	Niagara	53 72	178	H	Rider	58 66									
280	A	Canisius	47 67	234	H	Niagara	46 58									
64	H	Quinnipiac	39 76	280	H	Canisius	40 48									
301	H	Fairfield	42 55	277	A	Siena	47 59									

Non-Div I Games:

Iona

■ Loss,
 ■ Non-Conf,
 ■ S Site,
 ■ H Home
 ■ A Away
 N Neutral

Average RPI Win:	113	WON-LOST	WINNING	LAST 10	STRENGTH OF	OPP. STRENGTH	TEAM	ADJ.	CONF.	ADJ CONF.
Average RPI Loss:	29	RECORD	PCT. RANK	GAMES	SCHEDULE	OF SCHEDULE	RPI	RPI	RPI	RPI
DIV. I ONLY	19- 5	31	0- 1	10	29	10	10	4	4	
DIV. I NON-CONF.	9- 2	43	0- 1	11	43	10	10	6	6	
TOTALS	RPI 1-25	RPI 26-50	W-L RECORDS	RPI 51-100	RPI 101-150	RPI 150+				
19- 5	4- 3	0- 0	OVERALL	5- 2	5- 0	5- 0				
12- 0	3- 0	0- 0	HOME	4- 0	1- 0	4- 0				
6- 4	1- 2	0- 0	AWAY	0- 2	4- 0	1- 0				
1- 1	0- 1	0- 0	NEUTRAL	1- 0	0- 0	0- 0				
9- 2	2- 2	0- 0	NON-CONFERENCE	2- 0	2- 0	3- 0				
6- 0	1- 0	0- 0	HOME	1- 0	1- 0	3- 0				
2- 1	1- 1	0- 0	AWAY	0- 0	1- 0	0- 0				
1- 1	0- 1	0- 0	NEUTRAL	1- 0	0- 0	0- 0				
10- 3	2- 1	0- 0	CONFERENCE	3- 2	3- 0	2- 0				
6- 0	2- 0	0- 0	HOME	3- 0	0- 0	1- 0				
4- 3	0- 1	0- 0	AWAY	0- 2	3- 0	1- 0				
0- 0	0- 0	0- 0	NEUTRAL	0- 0	0- 0	0- 0				

RPI	S	Opponent	Score	RPI	S	Opponent	Score	RPI	S	Opponent	Score	RPI	S	Opponent	Score
1	A	Notre Dame	71 105					53	A	Purdue	57 62	107	A	Ohio St.	78 52
11	H	Iowa St.	73 70					53	H	Purdue	72 58	112	A	Minnesota	81 63
15	N	Florida St.	67 71					55	A	Michigan	81 90	123	H	IUPUI	72 58
19	H	Rutgers	72 66					55	H	Michigan	75 61	127	A	Western Ky.	104 67
20	A	Michigan St.	70 84					65	N	West Virginia	84 81	134	A	Penn St.	81 61
20	H	Michigan St.	86 71					87	H	UNI	83 57	174	H	Oral Roberts	90 77
22	A	Drake	91 82					98	H	Nebraska	77 71	188	A	Illinois	94 75
												189	H	Wisconsin	71 53
												215	H	Robert Morris	92 63
												341	H	N.C. Central	106 39
LAST 12 Division I GAMES:															
15	N	Florida St.	67 71	19	H	Rutgers	72 66								
107	A	Ohio St.	78 52	188	A	Illinois	94 75								
20	H	Michigan St.	86 71	55	H	Michigan	75 61								
134	A	Penn St.	81 61	112	A	Minnesota	81 63								
55	A	Michigan	81 90	53	A	Purdue	57 62								
53	H	Purdue	72 58	189	H	Wisconsin	71 53								

Non-Div I Games:

Iowa

■ Loss,
 ■ Non-Conf, S Site,
 ■ Home
 ■ Away
 N Neutral

Average RPI Win:	108	WON-LOST	WINNING	LAST 10	STRENGTH OF	OPP. STRENGTH	TEAM	ADJ.	CONF.	ADJ CONF.
Average RPI Loss:	30	RECORD	PCT. RANK	GAMES	SCHEDULE	OF SCHEDULE	RPI	RPI	RPI	RPI
DIV. I ONLY	18- 6	43	3- 0	2	53	11	11	3	3	
DIV. I NON-CONF.	10- 2	37	3- 0	10	90	9	9	3	3	
TOTALS	RPI 1-25	RPI 26-50	W-L RECORDS	RPI 51-100	RPI 101-150	RPI 150+				
18- 6	2- 2	3- 3	OVERALL	5- 1	3- 0	5- 0				
14- 1	2- 0	3- 1	HOME	4- 0	1- 0	4- 0				
3- 5	0- 2	0- 2	AWAY	1- 1	2- 0	0- 0				
1- 0	0- 0	0- 0	NEUTRAL	0- 0	0- 0	1- 0				
10- 2	2- 1	2- 1	NON-CONFERENCE	2- 0	0- 0	4- 0				
9- 0	2- 0	2- 0	HOME	2- 0	0- 0	3- 0				
0- 2	0- 1	0- 1	AWAY	0- 0	0- 0	0- 0				
1- 0	0- 0	0- 0	NEUTRAL	0- 0	0- 0	1- 0				
8- 4	0- 1	1- 2	CONFERENCE	3- 1	3- 0	1- 0				
5- 1	0- 0	1- 1	HOME	2- 0	1- 0	1- 0				
3- 3	0- 1	0- 1	AWAY	1- 1	2- 0	0- 0				
0- 0	0- 0	0- 0	NEUTRAL	0- 0	0- 0	0- 0				

RPI 1-25				Team's RPI: 11		RPI 26-50				RPI 51-100				RPI 101+			
RPI	S	Opponent	Score	RPI	S	Opponent	Score	RPI	S	Opponent	Score	RPI	S	Opponent	Score		
2	A	Baylor	69 84	26	H	Texas	62 64	59	A	Kansas St.	81 52	113	A	Oklahoma St.	84 71		
10	A	Iowa	70 73	37	A	TCU	69 76	59	H	Kansas St.	96 58	131	A	Kansas	82 73		
22	H	Drake	86 81	37	H	TCU	92 54	65	A	West Virginia	64 73	148	H	Texas Tech	105 66		
23	H	Miami (FL)	75 52	40	A	South Dakota	59 64	65	H	West Virginia	77 61	158	H	Oklahoma	104 78		
				42	H	Bucknell	86 61	85	H	Arkansas	91 82	194	N	Eastern Mich.	85 59		
				48	H	Auburn	67 64	96	H	Northern Ill.	70 60	200	H	Prairie View	94 46		
												226	H	North Dakota	87 35		
												234	H	Niagara	95 35		
LAST 12 Division I GAMES:																	
96	H	Northern Ill.	70 60	148	H	Texas Tech	105 66										
48	H	Auburn	67 64	113	A	Oklahoma St.	84 71										
23	H	Miami (FL)	75 52	2	A	Baylor	69 84										
37	A	TCU	69 76	158	H	Oklahoma	104 78										
65	H	West Virginia	77 61	65	A	West Virginia	64 73										
59	A	Kansas St.	81 52	26	H	Texas	62 64										

Non-Div I Games:

Iowa St.

■ Loss,
 ■ Non-Conf, S Site,
 ■ Home
 ■ Away
 N Neutral

Average RPI Win:	297	WON-LOST	WINNING	LAST 10	STRENGTH OF	OPP. STRENGTH	TEAM	ADJ.	CONF.	ADJ CONF.
Average RPI Loss:	187	RECORD	PCT. RANK	GAMES	SCHEDULE	OF SCHEDULE	RPI	RPI	RPI	RPI
DIV. I ONLY	8- 12	235	1- 0	337	307	286	286	29	29	
DIV. I NON-CONF.	2- 7	288	0- 0	193	232	284	284	27	27	
TOTALS	RPI 1-25	RPI 26-50	W-L RECORDS	RPI 51-100	RPI 101-150	RPI 150+				
8- 12	0- 1	0- 0	OVERALL	0- 2	0- 1	8- 8				
4- 2	0- 0	0- 0	HOME	0- 0	0- 0	4- 2				
3- 9	0- 1	0- 0	AWAY	0- 2	0- 0	3- 6				
1- 1	0- 0	0- 0	NEUTRAL	0- 0	0- 1	1- 0				
2- 7	0- 1	0- 0	NON-CONFERENCE	0- 2	0- 1	2- 3				
1- 1	0- 0	0- 0	HOME	0- 0	0- 0	1- 1				
0- 5	0- 1	0- 0	AWAY	0- 2	0- 0	0- 2				
1- 1	0- 0	0- 0	NEUTRAL	0- 0	0- 1	1- 0				
6- 5	0- 0	0- 0	CONFERENCE	0- 0	0- 0	6- 5				
3- 1	0- 0	0- 0	HOME	0- 0	0- 0	3- 1				
3- 4	0- 0	0- 0	AWAY	0- 0	0- 0	3- 4				
0- 0	0- 0	0- 0	NEUTRAL	0- 0	0- 0	0- 0				

RPI 1-25			RPI 26-50			RPI 51-100			RPI 101+ Team's RPI: 286		
RPI	S	Opponent	Score	RPI	S	Opponent	Score	RPI	S	Opponent	Score
7	A	Mississippi St.	38 105					85	A	Arkansas	57 76
								89	A	UT Arlington	63 99
								142	N	Akron	57 74
								185	A	Southern U.	59 52
								185	H	Southern U.	74 76
								200	A	Prairie View	57 76
								212	A	Texas Southern	67 76
								219	A	Grambling	77 74
								232	A	Memphis	67 68
								250	A	Alabama St.	67 74
								251	A	Louisiana	61 68
								281	H	Central Ark.	65 56
								287	H	Southeastern La.	45 50
								304	A	Alabama A&M	55 58
								310	H	Mississippi Val.	87 56
								332	N	UIC	72 57
								347	H	Ark.-Pine Bluff	60 41
								350	A	Alcorn	82 61
								350	H	Alcorn	88 66
LAST 12 Division I GAMES:											
185	A	Southern U.	59 52	200	A	Prairie View	57 76				
350	A	Alcorn	82 61	185	H	Southern U.	74 76				
347	H	Ark.-Pine Bluff	60 41	350	H	Alcorn	88 66				
310	H	Mississippi Val.	87 56	250	A	Alabama St.	67 74				
219	A	Grambling	77 74	304	A	Alabama A&M	55 58				
212	A	Texas Southern	67 76	85	A	Arkansas	57 76				

Non-Div I Games: Spring Hill 105 57 Millsaps 88 38

Jackson St.

Loss, Non-Conf, S Site, H Home A Away N Neutral

Jacksonville

Through Games Of Feb. 13, 2019

Average RPI Win:	289	WON-LOST	WINNING	LAST 10	STRENGTH OF	OPP. STRENGTH	TEAM	ADJ.	CONF.	ADJ CONF.
Average RPI Loss:	176	RECORD	PCT. RANK	GAMES	SCHEDULE	OF SCHEDULE	RPI	RPI	RPI	RPI
DIV. I ONLY	9- 13	228	0- 1	275	290	245	245	24	24	
DIV. I NON-CONF.	4- 6	212	0- 0	146	304	182	182	26	26	
TOTALS	RPI 1-25	RPI 26-50	W-L RECORDS	RPI 51-100	RPI 101-150	RPI 150+				
9- 13	0- 2	0- 0	OVERALL	0- 2	0- 2	9- 7				
3- 4	0- 0	0- 0	HOME	0- 0	0- 1	3- 3				
6- 7	0- 2	0- 0	AWAY	0- 1	0- 1	6- 3				
0- 2	0- 0	0- 0	NEUTRAL	0- 1	0- 0	0- 1				
4- 6	0- 2	0- 0	NON-CONFERENCE	0- 1	0- 1	4- 2				
1- 1	0- 0	0- 0	HOME	0- 0	0- 0	1- 1				
3- 3	0- 2	0- 0	AWAY	0- 0	0- 1	3- 0				
0- 2	0- 0	0- 0	NEUTRAL	0- 1	0- 0	0- 1				
5- 7	0- 0	0- 0	CONFERENCE	0- 1	0- 1	5- 5				
2- 3	0- 0	0- 0	HOME	0- 0	0- 1	2- 2				
3- 4	0- 0	0- 0	AWAY	0- 1	0- 0	3- 3				
0- 0	0- 0	0- 0	NEUTRAL	0- 0	0- 0	0- 0				

RPI 1-25				RPI 26-50				RPI 51-100				RPI 101+ Team's RPI: 245			
RPI	S	Opponent	Score	RPI	S	Opponent	Score	RPI	S	Opponent	Score	RPI	S	Opponent	Score
15	A	Florida St.	46 79					71	N	Old Dominion	76 78	134	A	Penn St.	61 80
21	A	Texas A&M	53 73					73	A	FGCU	58 82	138	H	North Ala.	59 62
												157	H	Mercer	71 66
												208	A	Stetson	46 54
												208	H	Stetson	56 69
												238	H	Bethune-Cookman	56 58
												243	A	Liberty	64 52
												243	H	Liberty	75 85
												274	A	North Florida	80 72
												304	N	Alabama A&M	60 65
												306	A	Kennesaw St.	55 75
												306	H	Kennesaw St.	68 53
												311	A	NJIT	61 56
												319	A	Charleston So.	68 58
												324	A	Lipscomb	58 61
												324	H	Lipscomb	62 47
												325	A	FIU	73 62
												345	A	Savannah St.	68 58
LAST 12 Division I GAMES:															
208	A	Stetson	46 54	274	A	North Florida	80 72								
324	A	Lipscomb	58 61	311	A	NJIT	61 56								
306	H	Kennesaw St.	68 53	138	H	North Ala.	59 62								
73	A	FGCU	58 82	243	A	Liberty	64 52								
208	H	Stetson	56 69	306	A	Kennesaw St.	55 75								
243	H	Liberty	75 85	324	H	Lipscomb	62 47								

Non-Div I Games: Webber Int'l 73 39 Edward Waters 100 48 Warner 105 55

Jacksonville

Loss, Non-Conf, S Site, H Home A Away N Neutral

Average RPI Win:	272	WON-LOST	WINNING	LAST 10	STRENGTH OF	OPP. STRENGTH	TEAM	ADJ.	CONF.	ADJ CONF.
Average RPI Loss:	130	RECORD	PCT. RANK	GAMES	SCHEDULE	OF SCHEDULE	RPI	RPI	RPI	RPI
DIV. I ONLY	10- 12	196	0- 1	223	239	203	203	22	22	
DIV. I NON-CONF.	5- 5	162	0- 1	257	194	195	195	21	21	
TOTALS	RPI 1-25	RPI 26-50	W-L RECORDS	RPI 51-100	RPI 101-150	RPI 150+				
10- 12	0- 0	0- 0	OVERALL	0- 5	0- 5	10- 2				
3- 6	0- 0	0- 0	HOME	0- 3	0- 1	3- 2				
7- 4	0- 0	0- 0	AWAY	0- 1	0- 3	7- 0				
0- 2	0- 0	0- 0	NEUTRAL	0- 1	0- 1	0- 0				
5- 5	0- 0	0- 0	NON-CONFERENCE	0- 3	0- 2	5- 0				
1- 2	0- 0	0- 0	HOME	0- 2	0- 0	1- 0				
4- 1	0- 0	0- 0	AWAY	0- 0	0- 1	4- 0				
0- 2	0- 0	0- 0	NEUTRAL	0- 1	0- 1	0- 0				
5- 7	0- 0	0- 0	CONFERENCE	0- 2	0- 3	5- 2				
2- 4	0- 0	0- 0	HOME	0- 1	0- 1	2- 2				
3- 3	0- 0	0- 0	AWAY	0- 1	0- 2	3- 0				
0- 0	0- 0	0- 0	NEUTRAL	0- 0	0- 0	0- 0				

RPI 1-25			RPI 26-50			RPI 51-100			RPI 101+ Team's RPI: 203		
RPI	S	Opponent	Score	RPI	S	Opponent	Score	RPI	S	Opponent	Score
						57 H Miami (OH)	41 58	120 A Morehead St.		55 66	
						68 A Belmont	52 66	122 N Washington St.		51 64	
						68 H Belmont	41 64	132 H Tennessee Tech		49 66	
						80 H Troy	63 89	135 A UT Martin		72 77	
						86 N Harvard	62 69	148 A Texas Tech		58 71	
								154 H Georgia St.		61 56	
								195 A Ole Miss		60 49	
								222 A Southeast Mo. St.		56 39	
								256 H SIUE		47 51	
								272 H Eastern Ill.		78 49	
								282 H Murray St.		59 64	
								288 H Austin Peay		67 56	
								289 A Tennessee St.		62 52	
								304 A Alabama A&M		55 48	
								324 A Lipscomb		58 46	
								327 A Eastern Ky.		53 44	
								349 A Florida A&M		62 31	
LAST 12 Division I GAMES:											
122 N		Washington St.	51 64	327 A		Eastern Ky.	53 44				
222 A		Southeast Mo. St.	56 39	132 H		Tennessee Tech	49 66				
135 A		UT Martin	72 77	68 H		Belmont	41 64				
288 H		Austin Peay	67 56	256 H		SIUE	47 51				
282 H		Murray St.	59 64	272 H		Eastern Ill.	78 49				
120 A		Morehead St.	55 66	289 A		Tennessee St.	62 52				

Non-Div I Games: Montevallo 84 52

Jacksonville St.

Loss, Non-Conf, S Site, H Home A Away N Neutral

Average RPI Win:	181	WON-LOST	WINNING	LAST 10	STRENGTH OF	OPP. STRENGTH	TEAM	ADJ.	CONF.	ADJ CONF.
Average RPI Loss:	106	RECORD	PCT. RANK	GAMES	SCHEDULE	OF SCHEDULE	RPI	RPI	RPI	RPI
DIV. I ONLY	18- 4	23	1- 0	143	127	35	35	10	10	
DIV. I NON-CONF.	8- 3	72	0- 0	179	158	63	63	10	10	
TOTALS	RPI 1-25	RPI 26-50	W-L RECORDS	RPI 51-100	RPI 101-150	RPI 150+				
18- 4	0- 1	0- 0	OVERALL	4- 0	4- 2	10- 1				
10- 0	0- 0	0- 0	HOME	2- 0	3- 0	5- 0				
8- 4	0- 1	0- 0	AWAY	2- 0	1- 2	5- 1				
0- 0	0- 0	0- 0	NEUTRAL	0- 0	0- 0	0- 0				
8- 3	0- 1	0- 0	NON-CONFERENCE	1- 0	2- 1	5- 1				
5- 0	0- 0	0- 0	HOME	1- 0	2- 0	2- 0				
3- 3	0- 1	0- 0	AWAY	0- 0	0- 1	3- 1				
0- 0	0- 0	0- 0	NEUTRAL	0- 0	0- 0	0- 0				
10- 1	0- 0	0- 0	CONFERENCE	3- 0	2- 1	5- 0				
5- 0	0- 0	0- 0	HOME	1- 0	1- 0	3- 0				
5- 1	0- 0	0- 0	AWAY	2- 0	1- 1	2- 0				
0- 0	0- 0	0- 0	NEUTRAL	0- 0	0- 0	0- 0				

RPI 1-25				RPI 26-50		Team's RPI: 35		RPI 51-100				RPI 101+			
RPI	S	Opponent	Score	RPI	S	Opponent	Score	RPI	S	Opponent	Score	RPI	S	Opponent	Score
17	A	Maryland	63 87					78	A	Drexel	51 35	107	A	UNCW	63 66
								83	A	Northeastern	58 51	109	H	St. John's (NY)	64 51
								83	H	Northeastern	84 49	114	H	Dayton	68 55
								92	H	Georgetown	69 57	116	H	Towson	71 59
												117	A	Wake Forest	49 50
												149	A	Delaware	68 43
												165	H	William & Mary	65 48
												181	A	Hampton	65 72
												191	H	Elon	82 30
												209	H	George Washington	50 37
												215	A	Robert Morris	59 36
												243	A	Liberty	74 53
												252	A	Hofstra	59 44
												252	H	Hofstra	77 54
												273	H	Winthrop	56 39
												292	A	Col. of Charleston	91 50
												346	A	Delaware St.	103 57
LAST 12 Division I GAMES:															
252	A	Hofstra	59 44	107	A	UNCW	63 66								
83	A	Northeastern	58 51	83	H	Northeastern	84 49								
116	H	Towson	71 59	252	H	Hofstra	77 54								
191	H	Elon	82 30	78	A	Drexel	51 35								
165	H	William & Mary	65 48	149	A	Delaware	68 43								
292	A	Col. of Charleston	91 50	215	A	Robert Morris	59 36								

Non-Div I Games:

James Madison

■ Loss,
■ Non-Conf, S Site,
■ Home
■ Away
N Neutral

Kansas

Through Games Of Feb. 13, 2019

Average RPI Win:	186	WON-LOST	WINNING	LAST 10	STRENGTH OF	OPP. STRENGTH	TEAM	ADJ.	CONF.	ADJ CONF.
Average RPI Loss:	68	RECORD	PCT. RANK	GAMES	SCHEDULE	OF SCHEDULE	RPI	RPI	RPI	RPI
DIV. I ONLY	12- 11	155	1- 0	89	45	131	131	3	3	
DIV. I NON-CONF.	10- 1	17	1- 0	254	195	52	52	3	3	
TOTALS	RPI 1-25	RPI 26-50	W-L RECORDS	RPI 51-100	RPI 101-150	RPI 150+				
12- 11	0- 2	0- 3	OVERALL	3- 3	1- 2	8- 1				
8- 5	0- 2	0- 1	HOME	0- 1	0- 1	8- 0				
2- 6	0- 0	0- 2	AWAY	2- 2	0- 1	0- 1				
2- 0	0- 0	0- 0	NEUTRAL	1- 0	1- 0	0- 0				
10- 1	0- 0	0- 0	NON-CONFERENCE	2- 1	1- 0	7- 0				
7- 0	0- 0	0- 0	HOME	0- 0	0- 0	7- 0				
1- 1	0- 0	0- 0	AWAY	1- 1	0- 0	0- 0				
2- 0	0- 0	0- 0	NEUTRAL	1- 0	1- 0	0- 0				
2- 10	0- 2	0- 3	CONFERENCE	1- 2	0- 2	1- 1				
1- 5	0- 2	0- 1	HOME	0- 1	0- 1	1- 0				
1- 5	0- 0	0- 2	AWAY	1- 1	0- 1	0- 1				
0- 0	0- 0	0- 0	NEUTRAL	0- 0	0- 0	0- 0				

RPI S	Opponent	Score	RPI S	Opponent	Score	RPI S	Opponent	Score	RPI S	Opponent	Score	Team's RPI: 131
2	H Baylor	68 94	26	A Texas	43 62	56	A LSU	68 61	113	H Oklahoma St.	62 72	
11	H Iowa St.	73 82	26	H Texas	73 91	59	A Kansas St.	61 54	122	N Washington St.	71 63	
			37	A TCU	53 58	59	H Kansas St.	62 72	148	A Texas Tech	66 69	
						65	A West Virginia	50 71	158	A Oklahoma	67 78	
						90	N Northwestern	66 57	158	H Oklahoma	88 79	
						98	A Nebraska	52 58	174	H Oral Roberts	70 58	
									214	H George Mason	77 56	
									219	H Grambling	76 45	
									239	H UMKC	67 55	
									266	H Vermont	77 36	
									304	H Alabama A&M	65 54	
									331	H Iona	75 44	
LAST 12 Division I GAMES:												
90	N Northwestern	66 57	37	A TCU	53 58							
158	A Oklahoma	67 78	26	A Texas	43 62							
26	H Texas	73 91	113	H Oklahoma St.	62 72							
59	H Kansas St.	62 72	2	H Baylor	68 94							
65	A West Virginia	50 71	59	A Kansas St.	61 54							
158	H Oklahoma	88 79	148	A Texas Tech	66 69							

Non-Div I Games:

Kansas

Loss, Non-Conf, S Site, H Home A Away N Neutral

Average RPI Win:	148	WON-LOST	WINNING	LAST 10	STRENGTH OF	OPP. STRENGTH	TEAM	ADJ.	CONF.	ADJ CONF.
Average RPI Loss:	32	RECORD	PCT. RANK	GAMES	SCHEDULE	OF SCHEDULE	RPI	RPI	RPI	RPI
DIV. I ONLY	15- 10	121	0- 1	29	6	59	59	3	3	
DIV. I NON-CONF.	9- 3	61	0- 0	93	23	53	53	3	3	
TOTALS	RPI 1-25	RPI 26-50	W-L RECORDS	RPI 51-100	RPI 101-150	RPI 150+				
15- 10	0- 6	1- 2	OVERALL	4- 1	3- 1	7- 0				
10- 4	0- 2	1- 1	HOME	2- 0	1- 1	6- 0				
4- 3	0- 2	0- 0	AWAY	1- 1	2- 0	1- 0				
1- 3	0- 2	0- 1	NEUTRAL	1- 0	0- 0	0- 0				
9- 3	0- 2	0- 1	NON-CONFERENCE	4- 0	0- 0	5- 0				
7- 0	0- 0	0- 0	HOME	2- 0	0- 0	5- 0				
1- 0	0- 0	0- 0	AWAY	1- 0	0- 0	0- 0				
1- 3	0- 2	0- 1	NEUTRAL	1- 0	0- 0	0- 0				
6- 7	0- 4	1- 1	CONFERENCE	0- 1	3- 1	2- 0				
3- 4	0- 2	1- 1	HOME	0- 0	1- 1	1- 0				
3- 3	0- 2	0- 0	AWAY	0- 1	2- 0	1- 0				
0- 0	0- 0	0- 0	NEUTRAL	0- 0	0- 0	0- 0				

RPI 1-25				RPI 26-50				RPI 51-100 Team's RPI: 59				RPI 101+			
RPI	S	Opponent	Score	RPI	S	Opponent	Score	RPI	S	Opponent	Score	RPI	S	Opponent	Score
2	A	Baylor	50 65	26	H	Texas	87 69	62	A	Little Rock	53 47	113	H	Oklahoma St.	59 48
2	H	Baylor	48 71	34	N	DePaul	59 79	65	A	West Virginia	30 60	131	A	Kansas	72 62
11	A	Iowa St.	58 96	37	H	TCU	47 61	66	H	Lamar University	73 55	131	H	Kansas	54 61
11	H	Iowa St.	52 81					87	H	UNI	72 62	148	A	Texas Tech	66 62
12	N	Syracuse	61 70					95	N	Princeton	80 61	158	A	Oklahoma	83 75
18	N	Arizona St.	51 65									158	H	Oklahoma	86 56
												171	H	North Texas	60 42
												176	H	Vanderbilt	72 61
												239	H	UMKC	61 50
												281	H	Central Ark.	70 54
												314	H	Omaha	61 46
LAST 12 Division I GAMES:															
		2	H	Baylor	48	71				113	H	Oklahoma St.	59	48	
		158	A	Oklahoma	83	75				148	A	Texas Tech	66	62	
		131	A	Kansas	72	62				26	H	Texas	87	69	
		11	H	Iowa St.	52	81				131	H	Kansas	54	61	
		37	H	TCU	47	61				2	A	Baylor	50	65	
		65	A	West Virginia	30	60				158	H	Oklahoma	86	56	

Non-Div I Games:

Kansas St.

■ Loss,
■ Non-Conf,
■ S Site,
■ H Home
■ A Away
N Neutral

Average RPI Win:	282	WON-LOST	WINNING	LAST 10	STRENGTH OF	OPP. STRENGTH	TEAM	ADJ.	CONF.	ADJ CONF.
Average RPI Loss:	183	RECORD	PCT. RANK	GAMES	SCHEDULE	OF SCHEDULE	RPI	RPI	RPI	RPI
DIV. I ONLY	5- 17	310	0- 1	200	305	306	306	24	24	
DIV. I NON-CONF.	3- 9	271	0- 0	136	313	266	266	26	26	
TOTALS	RPI 1-25	RPI 26-50	W-L RECORDS	RPI 51-100	RPI 101-150	RPI 150+				
5- 17	0- 1	0- 1	OVERALL	0- 1	0- 3	5- 11				
4- 3	0- 0	0- 0	HOME	0- 1	0- 0	4- 2				
0- 10	0- 0	0- 1	AWAY	0- 0	0- 2	0- 7				
1- 4	0- 1	0- 0	NEUTRAL	0- 0	0- 1	1- 2				
3- 9	0- 1	0- 1	NON-CONFERENCE	0- 0	0- 2	3- 5				
2- 0	0- 0	0- 0	HOME	0- 0	0- 0	2- 0				
0- 5	0- 0	0- 1	AWAY	0- 0	0- 1	0- 3				
1- 4	0- 1	0- 0	NEUTRAL	0- 0	0- 1	1- 2				
2- 8	0- 0	0- 0	CONFERENCE	0- 1	0- 1	2- 6				
2- 3	0- 0	0- 0	HOME	0- 1	0- 0	2- 2				
0- 5	0- 0	0- 0	AWAY	0- 0	0- 1	0- 4				
0- 0	0- 0	0- 0	NEUTRAL	0- 0	0- 0	0- 0				

RPI S	Opponent	Score	RPI S	Opponent	Score	RPI S	Opponent	Score	RPI S	Opponent	Score	Team's RPI: 306
20 N	Michigan St.	51 75	44 A	Georgia Tech	35 60	73 H	FGCU	46 69	102 N	Idaho St.	49 60	
									119 A	Seton Hall	80 102	
									138 A	North Ala.	55 80	
									154 A	Georgia St.	73 79	
									157 A	Mercer	48 64	
									204 A	East Carolina	56 68	
									208 A	Stetson	69 76	
									221 H	Furman	74 63	
									238 N	Bethune-Cookman	61 64	
									243 H	Liberty	61 67	
									245 A	Jacksonville	53 68	
									245 H	Jacksonville	75 55	
									274 A	North Florida	66 74	
									274 H	North Florida	60 71	
									290 H	Ga. Southern	78 59	
									309 N	UMBC	53 57	
									311 A	NJIT	60 66	
									311 H	NJIT	70 47	
									341 N	N.C. Central	78 54	
LAST 12 Division I GAMES:												
274 A	North Florida	66 74	73 H	FGCU	46 69							
311 H	NJIT	70 47	243 H	Liberty	61 67							
245 A	Jacksonville	53 68	245 H	Jacksonville	75 55							
208 A	Stetson	69 76	311 A	NJIT	60 66							
274 H	North Florida	60 71	341 N	N.C. Central	78 54							
138 A	North Ala.	55 80	238 N	Bethune-Cookman	61 64							

Non-Div I Games: Middle Ga. St. 80 70

Kennesaw St.

Average RPI Win:	203	WON-LOST	WINNING	LAST 10	STRENGTH OF	OPP. STRENGTH	TEAM	ADJ.	CONF.	ADJ CONF.
Average RPI Loss:	67	RECORD	PCT. RANK	GAMES	SCHEDULE	OF SCHEDULE	RPI	RPI	RPI	RPI
DIV. I ONLY	12- 9	131	1- 0	66	109	80	80	7	7	
DIV. I NON-CONF.	6- 4	125	0- 0	156	153	103	103	8	8	
TOTALS	RPI 1-25	RPI 26-50	W-L RECORDS	RPI 51-100	RPI 101-150	RPI 150+				
12- 9	0- 2	0- 3	OVERALL	2- 2	2- 0	8- 2				
7- 2	0- 0	0- 1	HOME	1- 0	2- 0	4- 1				
5- 7	0- 2	0- 2	AWAY	1- 2	0- 0	4- 1				
0- 0	0- 0	0- 0	NEUTRAL	0- 0	0- 0	0- 0				
6- 4	0- 2	0- 0	NON-CONFERENCE	0- 1	1- 0	5- 1				
3- 1	0- 0	0- 0	HOME	0- 0	1- 0	2- 1				
3- 3	0- 2	0- 0	AWAY	0- 1	0- 0	3- 0				
0- 0	0- 0	0- 0	NEUTRAL	0- 0	0- 0	0- 0				
6- 5	0- 0	0- 3	CONFERENCE	2- 1	1- 0	3- 1				
4- 1	0- 0	0- 1	HOME	1- 0	1- 0	2- 0				
2- 4	0- 0	0- 2	AWAY	1- 1	0- 0	1- 1				
0- 0	0- 0	0- 0	NEUTRAL	0- 0	0- 0	0- 0				

RPI 1-25				RPI 26-50				RPI 51-100				Team's RPI: 80		RPI 101+			
RPI	S	Opponent	Score	RPI	S	Opponent	Score	RPI	S	Opponent	Score			RPI	S	Opponent	Score
9	A	NC State	61 78	27	H	Central Mich.	75 82	57	A	Miami (OH)	63 79			126	H	Youngstown St.	62 34
24	A	North Carolina	60 73	31	A	Buffalo	66 75	74	A	Toledo	58 47			142	H	Akron	73 58
				33	A	Ohio	81 83	76	A	Wright St.	55 61			163	H	Duquesne	72 77
								96	H	Northern Ill.	87 78			186	A	Ball St.	44 48
														194	A	Eastern Mich.	67 54
														194	H	Eastern Mich.	71 64
														215	A	Robert Morris	54 46
														230	A	St. Bonaventure	76 64
														278	H	Northern Ky.	62 61
														279	H	Western Mich.	55 51
														299	H	Oakland	75 65
														311	A	NJIT	57 40
LAST 12 Division I GAMES:																	
				194	A	Eastern Mich.	67 54					27	H	Central Mich.	75 82		
				31	A	Buffalo	66 75					33	A	Ohio	81 83		
				279	H	Western Mich.	55 51					74	A	Toledo	58 47		
				142	H	Akron	73 58					96	H	Northern Ill.	87 78		
				57	A	Miami (OH)	63 79					194	H	Eastern Mich.	71 64		
				186	A	Ball St.	44 48					311	A	NJIT	57 40		

Non-Div I Games: Clarion 92 38

Kent St.

Kentucky

Through Games Of Feb. 13, 2019

Average RPI Win:	141	WON-LOST	WINNING	LAST 10	STRENGTH OF	OPP. STRENGTH	TEAM	ADJ.	CONF.	ADJ CONF.
Average RPI Loss:	48	RECORD	PCT. RANK	GAMES	SCHEDULE	OF SCHEDULE	RPI	RPI	RPI	RPI
DIV. I ONLY	20- 5	28	1- 0	58	33	25	25	5	5	
DIV. I NON-CONF.	13- 1	9	0- 0	107	63	17	17	4	4	
TOTALS	RPI 1-25	RPI 26-50	W-L RECORDS	RPI 51-100	RPI 101-150	RPI 150+				
20- 5	1- 4	3- 0	OVERALL	4- 0	4- 0	8- 1				
13- 2	0- 1	1- 0	HOME	2- 0	2- 0	8- 1				
4- 3	0- 3	1- 0	AWAY	2- 0	1- 0	0- 0				
3- 0	1- 0	1- 0	NEUTRAL	0- 0	1- 0	0- 0				
13- 1	1- 1	1- 0	NON-CONFERENCE	2- 0	3- 0	6- 0				
10- 0	0- 0	0- 0	HOME	2- 0	2- 0	6- 0				
0- 1	0- 1	0- 0	AWAY	0- 0	0- 0	0- 0				
3- 0	1- 0	1- 0	NEUTRAL	0- 0	1- 0	0- 0				
7- 4	0- 3	2- 0	CONFERENCE	2- 0	1- 0	2- 1				
3- 2	0- 1	1- 0	HOME	0- 0	0- 0	2- 1				
4- 2	0- 2	1- 0	AWAY	2- 0	1- 0	0- 0				
0- 0	0- 0	0- 0	NEUTRAL	0- 0	0- 0	0- 0				

RPI 1-25				RPI 26-50				RPI 51-100				RPI 101+			
RPI	S	Opponent	Score	RPI	S	Opponent	Score	RPI	S	Opponent	Score	RPI	S	Opponent	Score
3	A	Louisville	75 80	32	H	Missouri	52 41	51	H	Middle Tenn.	72 55	120	H	Morehead St.	87 57
7	A	Mississippi St.	71 86	39	N	UCLA	75 74	56	A	LSU	64 60	128	H	High Point	71 49
14	H	South Carolina	70 74	48	A	Auburn	78 68	61	A	Tennessee	73 71	133	A	Alabama	68 53
21	A	Texas A&M	71 73					94	H	Virginia	63 51	146	N	South Fla.	85 63
24	N	North Carolina	85 75									176	H	Vanderbilt	77 55
												185	H	Southern U.	91 41
												195	H	Ole Miss	49 55
												211	H	Florida	62 51
												224	H	Sacred Heart	71 43
												229	H	Rhode Island	75 52
												250	H	Alabama St.	87 35
												282	H	Murray St.	88 49
												338	H	Western Caro.	99 39
LAST 12 Division I GAMES:															
133	A	Alabama	68 53	56	A	LSU	64 60								
48	A	Auburn	78 68	195	H	Ole Miss	49 55								
211	H	Florida	62 51	61	A	Tennessee	73 71								
14	H	South Carolina	70 74	7	A	Mississippi St.	71 86								
21	A	Texas A&M	71 73	176	H	Vanderbilt	77 55								
32	H	Missouri	52 41	224	H	Sacred Heart	71 43								

Non-Div I Games:

Kentucky

■ Loss,
 ■ Non-Conf, S Site,
 ■ Home
 ■ Away
 N Neutral

Average RPI Win:	293	WON-LOST	WINNING	LAST 10	STRENGTH OF	OPP. STRENGTH	TEAM	ADJ.	CONF.	ADJ CONF.
Average RPI Loss:	266	RECORD	PCT. RANK	GAMES	SCHEDULE	OF SCHEDULE	RPI	RPI	RPI	RPI
DIV. I ONLY	2- 20	341	1- 0	347	349	351	351	31	31	
DIV. I NON-CONF.	1- 10	330	0- 0	338	345	351	351	31	31	
TOTALS	RPI 1-25	RPI 26-50	W-L RECORDS	RPI 51-100	RPI 101-150	RPI 150+				
2- 20	0- 0	0- 0	OVERALL	0- 1	0- 0	2- 19				
2- 8	0- 0	0- 0	HOME	0- 0	0- 0	2- 8				
0- 11	0- 0	0- 0	AWAY	0- 1	0- 0	0- 10				
0- 1	0- 0	0- 0	NEUTRAL	0- 0	0- 0	0- 1				
1- 10	0- 0	0- 0	NON-CONFERENCE	0- 1	0- 0	1- 9				
1- 3	0- 0	0- 0	HOME	0- 0	0- 0	1- 3				
0- 6	0- 0	0- 0	AWAY	0- 1	0- 0	0- 5				
0- 1	0- 0	0- 0	NEUTRAL	0- 0	0- 0	0- 1				
1- 10	0- 0	0- 0	CONFERENCE	0- 0	0- 0	1- 10				
1- 5	0- 0	0- 0	HOME	0- 0	0- 0	1- 5				
0- 5	0- 0	0- 0	AWAY	0- 0	0- 0	0- 5				
0- 0	0- 0	0- 0	NEUTRAL	0- 0	0- 0	0- 0				

RPI S	Opponent	Score	RPI S	Opponent	Score	RPI S	Opponent	Score	RPI S	Opponent	Score	Team's RPI: 351
						55	A Michigan	38 83	151	A Lehigh	38 72	
									164	N UC Irvine	71 84	
									215	H Robert Morris	37 89	
									217	H Saint Francis (PA)	66 80	
									224	A Sacred Heart	53 75	
									259	H St. Francis Brooklyn	67 79	
									265	A Mt. St. Mary's	45 61	
									265	H Mt. St. Mary's	71 61	
									291	H Army West Point	42 57	
									300	A Central Conn. St.	57 63	
									301	A Fairfield	43 71	
									302	A Manhattan	46 61	
									307	A Bryant	62 69	
									308	A Wagner	62 72	
									308	H Wagner	62 66	
									311	H NJIT	51 72	
									321	H Lafayette	55 50	
									323	H UMass Lowell	64 69	
									329	A Saint Peter's	59 86	
									337	A Grand Canyon	62 65	
									344	H Fairleigh Dickinson	52 69	
LAST 12 Division I GAMES:												
265	H	Mt. St. Mary's	71	61	344	H	Fairleigh Dickinson	52	69			
308	H	Wagner	62	66	215	H	Robert Morris	37	89			
308	A	Wagner	62	72	217	H	Saint Francis (PA)	66	80			
300	A	Central Conn. St.	57	63	224	A	Sacred Heart	53	75			
265	A	Mt. St. Mary's	45	61	307	A	Bryant	62	69			
259	H	St. Francis Brooklyn	67	79	321	H	Lafayette	55	50			

Non-Div I Games:

LIU Brooklyn

■ Loss,
 ■ Non-Conf,
 ■ S Site,
 ■ H Home
 ■ A Away
 N Neutral

Average RPI Win:	144	WON-LOST	WINNING	LAST 10	STRENGTH OF	OPP. STRENGTH	TEAM	ADJ.	CONF.	ADJ CONF.
Average RPI Loss:	62	RECORD	PCT. RANK	GAMES	SCHEDULE	OF SCHEDULE	RPI	RPI	RPI	RPI
DIV. I ONLY	14- 8	100	1- 0	24	62	56	56	5	5	
DIV. I NON-CONF.	9- 3	61	0- 0	102	120	66	66	4	4	
TOTALS	RPI 1-25	RPI 26-50	W-L RECORDS	RPI 51-100	RPI 101-150	RPI 150+				
14- 8	2- 4	1- 0	OVERALL	3- 1	2- 3	6- 0				
10- 5	1- 3	1- 0	HOME	3- 0	1- 2	4- 0				
4- 3	1- 1	0- 0	AWAY	0- 1	1- 1	2- 0				
0- 0	0- 0	0- 0	NEUTRAL	0- 0	0- 0	0- 0				
9- 3	1- 1	0- 0	NON-CONFERENCE	2- 0	1- 2	5- 0				
7- 2	0- 0	0- 0	HOME	2- 0	1- 2	4- 0				
2- 1	1- 1	0- 0	AWAY	0- 0	0- 0	1- 0				
0- 0	0- 0	0- 0	NEUTRAL	0- 0	0- 0	0- 0				
5- 5	1- 3	1- 0	CONFERENCE	1- 1	1- 1	1- 0				
3- 3	1- 3	1- 0	HOME	1- 0	0- 0	0- 0				
2- 2	0- 0	0- 0	AWAY	0- 1	1- 1	1- 0				
0- 0	0- 0	0- 0	NEUTRAL	0- 0	0- 0	0- 0				

RPI S	Opponent	Score	RPI S	Opponent	Score	RPI S	Opponent	Score	RPI S	Opponent	Score
7	H Mississippi St.	35 68	32	H Missouri	61 51	61	A Tennessee	65 74	106	A Georgia	50 63
14	H South Carolina	53 76				62	H Little Rock	60 45	129	H Tulane	54 56
15	A Florida St.	58 45				85	H Arkansas	71 34	131	H Kansas	61 68
19	A Rutgers	43 57				100	H Northern Colo.	62 57	133	A Alabama	62 56
21	H Texas A&M	63 52							146	H South Fla.	78 49
25	H Kentucky	60 64							179	H Nicholls St.	76 44
									180	H Sam Houston St.	66 52
									195	A Ole Miss	55 41
									251	A Louisiana	76 54
									287	H Southeastern La.	72 52
									326	H McNeese	86 36
LAST 12 Division I GAMES:											
85	H Arkansas	71 34	14	H South Carolina	53 76						
32	H Missouri	61 51	195	A Ole Miss	55 41						
7	H Mississippi St.	35 68	21	H Texas A&M	63 52						
61	A Tennessee	65 74	106	A Georgia	50 63						
133	A Alabama	62 56	146	H South Fla.	78 49						
25	H Kentucky	60 64	287	H Southeastern La.	72 52						

Non-Div I Games:

LSU

■ Loss,
■ Non-Conf,
■ S Site,
■ Home
■ Away
N Neutral

Average RPI Win:	225	WON-LOST	WINNING	LAST 10	STRENGTH OF	OPP. STRENGTH	TEAM	ADJ.	CONF.	ADJ CONF.
Average RPI Loss:	143	RECORD	PCT. RANK	GAMES	SCHEDULE	OF SCHEDULE	RPI	RPI	RPI	RPI
DIV. I ONLY	4- 21	327	0- 1	105	189	285	285	17	17	
DIV. I NON-CONF.	3- 11	292	0- 0	48	219	218	218	16	16	
TOTALS	RPI 1-25	RPI 26-50	W-L RECORDS	RPI 51-100	RPI 101-150	RPI 150+				
4- 21	0- 0	0- 2	OVERALL	0- 3	1- 6	3- 10				
2- 8	0- 0	0- 0	HOME	0- 1	0- 2	2- 5				
0- 13	0- 0	0- 2	AWAY	0- 2	0- 4	0- 5				
2- 0	0- 0	0- 0	NEUTRAL	0- 0	1- 0	1- 0				
3- 11	0- 0	0- 2	NON-CONFERENCE	0- 3	1- 3	2- 3				
1- 3	0- 0	0- 0	HOME	0- 1	0- 1	1- 1				
0- 8	0- 0	0- 2	AWAY	0- 2	0- 2	0- 2				
2- 0	0- 0	0- 0	NEUTRAL	0- 0	1- 0	1- 0				
1- 10	0- 0	0- 0	CONFERENCE	0- 0	0- 3	1- 7				
1- 5	0- 0	0- 0	HOME	0- 0	0- 1	1- 4				
0- 5	0- 0	0- 0	AWAY	0- 0	0- 2	0- 3				
0- 0	0- 0	0- 0	NEUTRAL	0- 0	0- 0	0- 0				

RPI S	Opponent	Score	RPI S	Opponent	Score	RPI S	Opponent	Score	RPI S	Opponent	Score	Team's RPI: 285
29	A Oregon St.	46 100	69	A Penn	34 65	103	A VCU	38 68	109	H St. John's (NY)	57 83	
43	A Villanova	68 81	78	H Drexel	43 58	114	A Dayton	45 84	116	A Towson	68 92	
			86	A Harvard	43 88	118	A Providence	47 77	121	H Fordham	54 65	
						124	N Pepperdine	62 55	153	A Davidson	61 80	
						163	H Duquesne	62 66	169	A Temple	47 75	
						183	A Saint Louis	58 69	202	H Massachusetts	60 74	
						209	H George Washington	59 67	215	A Robert Morris	39 67	
						227	H Howard	54 57	229	H Rhode Island	77 71	
						240	A Saint Joseph's	57 60	258	H Richmond	60 74	
						269	H Norfolk St.	62 52	278	N Northern Ky.	74 56	
LAST 12 Division I GAMES:												
183	A Saint Louis	58 69	240	A Saint Joseph's	57 60							
229	H Rhode Island	77 71	209	H George Washington	59 67							
153	A Davidson	61 80	202	H Massachusetts	60 74							
121	H Fordham	54 65	103	A VCU	38 68							
258	H Richmond	60 74	114	A Dayton	45 84							
163	H Duquesne	62 66	169	A Temple	47 75							

Non-Div I Games:

La Salle

■ Loss,
■ Non-Conf,
■ S Site,
■ H Home
■ A Away
N Neutral

Average RPI Win:	310	WON-LOST	WINNING	LAST 10	STRENGTH OF	OPP. STRENGTH	TEAM	ADJ.	CONF.	ADJ CONF.
Average RPI Loss:	177	RECORD	PCT. RANK	GAMES	SCHEDULE	OF SCHEDULE	RPI	RPI	RPI	RPI
DIV. I ONLY	6- 14	280	1- 0	323	222	298	298	12	12	
DIV. I NON-CONF.	4- 5	190	0- 0	351	331	322	322	14	14	
TOTALS	RPI 1-25	RPI 26-50	W-L RECORDS	RPI 51-100	RPI 101-150	RPI 150+				
6- 14	0- 0	0- 0	OVERALL	0- 2	0- 3	6- 9				
3- 4	0- 0	0- 0	HOME	0- 0	0- 1	3- 3				
3- 10	0- 0	0- 0	AWAY	0- 2	0- 2	3- 6				
0- 0	0- 0	0- 0	NEUTRAL	0- 0	0- 0	0- 0				
4- 5	0- 0	0- 0	NON-CONFERENCE	0- 0	0- 1	4- 4				
2- 1	0- 0	0- 0	HOME	0- 0	0- 0	2- 1				
2- 4	0- 0	0- 0	AWAY	0- 0	0- 1	2- 3				
0- 0	0- 0	0- 0	NEUTRAL	0- 0	0- 0	0- 0				
2- 9	0- 0	0- 0	CONFERENCE	0- 2	0- 2	2- 5				
1- 3	0- 0	0- 0	HOME	0- 0	0- 1	1- 2				
1- 6	0- 0	0- 0	AWAY	0- 2	0- 1	1- 3				
0- 0	0- 0	0- 0	NEUTRAL	0- 0	0- 0	0- 0				

RPI 1-25				RPI 26-50				RPI 51-100				RPI 101+ Team's RPI: 298					
RPI	S	Opponent	Score	RPI	S	Opponent	Score	RPI	S	Opponent	Score	RPI	S	Opponent	Score		
								62	A	Little Rock	44	63	110	A	South Alabama	49	77
								80	A	Troy	56	78	143	H	Appalachian St.	58	80
												148	A	Texas Tech	42	86	
												154	A	Georgia St.	46	68	
												154	H	Georgia St.	41	56	
												173	A	Arkansas St.	54	64	
												179	H	Nicholls St.	54	55	
												187	H	Coastal Caro.	54	79	
												206	A	SMU	38	49	
												251	A	Louisiana	45	52	
												287	A	Southeastern La.	42	49	
												290	A	Ga. Southern	80	62	
												290	H	Ga. Southern	58	57	
												310	H	Mississippi Val.	72	65	
												316	A	New Orleans	57	44	
												326	H	McNeese	69	60	
												330	A	Northwestern St.	63	55	
												339	A	Houston Baptist	60	68	
LAST 12 Division I GAMES:																	
290	A	Ga. Southern	80	62	251	A	Louisiana	45	52								
154	A	Georgia St.	46	68	154	H	Georgia St.	41	56								
143	H	Appalachian St.	58	80	290	H	Ga. Southern	58	57								
187	H	Coastal Caro.	54	79	173	A	Arkansas St.	54	64								
110	A	South Alabama	49	77	62	A	Little Rock	44	63								
80	A	Troy	56	78	339	A	Houston Baptist	60	68								

Non-Div I Games: LSU-Alexandria 93 62 Ark.-Monticello 70 39

La.-Monroe

■ Loss,
 ■ Non-Conf, S Site,
 ■ Home
 ■ Away
 N Neutral

Lafayette

Through Games Of Feb. 13, 2019

Average RPI Win:	252	WON-LOST	WINNING	LAST 10	STRENGTH OF	OPP. STRENGTH	TEAM	ADJ.	CONF.	ADJ CONF.
Average RPI Loss:	220	RECORD	PCT. RANK	GAMES	SCHEDULE	OF SCHEDULE	RPI	RPI	RPI	RPI
DIV. I ONLY	7- 16	274	0- 1	313	304	321	321	18	18	
DIV. I NON-CONF.	5- 6	177	0- 1	349	341	333	333	22	22	
TOTALS	RPI 1-25	RPI 26-50	W-L RECORDS	RPI 51-100	RPI 101-150	RPI 150+				
7- 16	0- 0	0- 2	OVERALL	0- 1	0- 2	7- 11				
5- 6	0- 0	0- 1	HOME	0- 0	0- 1	5- 4				
2- 9	0- 0	0- 1	AWAY	0- 1	0- 0	2- 7				
0- 1	0- 0	0- 0	NEUTRAL	0- 0	0- 1	0- 0				
5- 6	0- 0	0- 0	NON-CONFERENCE	0- 0	0- 1	5- 5				
3- 2	0- 0	0- 0	HOME	0- 0	0- 0	3- 2				
2- 3	0- 0	0- 0	AWAY	0- 0	0- 0	2- 3				
0- 1	0- 0	0- 0	NEUTRAL	0- 0	0- 1	0- 0				
2- 10	0- 0	0- 2	CONFERENCE	0- 1	0- 1	2- 6				
2- 4	0- 0	0- 1	HOME	0- 0	0- 1	2- 2				
0- 6	0- 0	0- 1	AWAY	0- 1	0- 0	0- 4				
0- 0	0- 0	0- 0	NEUTRAL	0- 0	0- 0	0- 0				

RPI S	Opponent	Score	RPI S	Opponent	Score	RPI S	Opponent	Score	RPI S	Opponent	Score	Team's RPI: 321
42	A Bucknell	43 75	42	H Bucknell	47 56	97	A American	45 60	136	H Boston U.	44 47	
									149	N Delaware	47 65	
									151	H Lehigh	43 70	
									205	A Holy Cross	53 56	
									205	H Holy Cross	73 63	
									207	H Navy	55 42	
									216	H Monmouth	73 69	
									231	H Albany (NY)	67 66	
									253	H Binghamton	59 50	
									254	A Colgate	49 60	
									276	H Cornell	59 62	
									291	A Army West Point	50 65	
									291	H Army West Point	40 64	
									294	A Fla. Atlantic	49 53	
									302	A Manhattan	49 60	
									303	A Loyola Maryland	50 62	
									308	A Wagner	66 43	
									329	H Saint Peter's	60 62	
									344	A Fairleigh Dickinson	63 57	
									351	A LIU Brooklyn	50 55	
LAST 12 Division I GAMES:												
149	N Delaware	47 65	207	H Navy	55 42							
291	H Army West Point	40 64	303	A Loyola Maryland	50 62							
42	A Bucknell	43 75	291	A Army West Point	50 65							
205	A Holy Cross	53 56	42	H Bucknell	47 56							
136	H Boston U.	44 47	254	A Colgate	49 60							
97	A American	45 60	205	H Holy Cross	73 63							

Non-Div I Games:

Lafayette

Loss, Non-Conf, S Site, H Home A Away N Neutral

Lamar University

Through Games Of Feb. 13, 2019

Average RPI Win:	238	WON-LOST	WINNING	LAST 10	STRENGTH OF	OPP. STRENGTH	TEAM	ADJ.	CONF.	ADJ CONF.
Average RPI Loss:	67	RECORD	PCT. RANK	GAMES	SCHEDULE	OF SCHEDULE	RPI	RPI	RPI	RPI
DIV. I ONLY	14- 5	59	0- 0	163	223	66	66	25	25	
DIV. I NON-CONF.	3- 4	199	0- 0	8	21	27	27	23	23	
TOTALS	RPI 1-25	RPI 26-50	W-L RECORDS	RPI 51-100	RPI 101-150	RPI 150+				
14- 5	1- 1	0- 1	OVERALL	1- 2	0- 0	12- 1				
6- 0	0- 0	0- 0	HOME	1- 0	0- 0	5- 0				
8- 4	1- 1	0- 0	AWAY	0- 2	0- 0	7- 1				
0- 1	0- 0	0- 1	NEUTRAL	0- 0	0- 0	0- 0				
3- 4	1- 1	0- 1	NON-CONFERENCE	1- 1	0- 0	1- 1				
1- 0	0- 0	0- 0	HOME	1- 0	0- 0	0- 0				
2- 3	1- 1	0- 0	AWAY	0- 1	0- 0	1- 1				
0- 1	0- 0	0- 1	NEUTRAL	0- 0	0- 0	0- 0				
11- 1	0- 0	0- 0	CONFERENCE	0- 1	0- 0	11- 0				
5- 0	0- 0	0- 0	HOME	0- 0	0- 0	5- 0				
6- 1	0- 0	0- 0	AWAY	0- 1	0- 0	6- 0				
0- 0	0- 0	0- 0	NEUTRAL	0- 0	0- 0	0- 0				

RPI 1-25				RPI 26-50				RPI 51-100 Team's RPI: 66				RPI 101+			
RPI	S	Opponent	Score	RPI	S	Opponent	Score	RPI	S	Opponent	Score	RPI	S	Opponent	Score
7	A	Mississippi St.	53 104	33	N	Ohio	62 87	59	A	Kansas St.	55 73	159	A	Abilene Christian	63 60
21	A	Texas A&M	74 68					60	A	SFA	58 70	175	A	Denver	110 117
								84	H	Pacific	82 66	179	H	Nicholls St.	78 65
												180	A	Sam Houston St.	83 72
												251	A	Louisiana	79 77
												267	H	A&M-Corpus Christi	76 58
												281	H	Central Ark.	57 37
												287	H	Southeastern La.	94 54
												315	A	Incarinate Word	77 51
												316	A	New Orleans	79 57
												326	A	McNeese	64 62
												330	A	Northwestern St.	94 70
												339	H	Houston Baptist	63 50
LAST 12 Division I GAMES:															
330	A	Northwestern St.	94 70	315	A	Incarinate Word	77 51								
60	A	SFA	58 70	287	H	Southeastern La.	94 54								
159	A	Abilene Christian	63 60	281	H	Central Ark.	57 37								
326	A	McNeese	64 62	316	A	New Orleans	79 57								
179	H	Nicholls St.	78 65	267	H	A&M-Corpus Christi	76 58								
180	A	Sam Houston St.	83 72	339	H	Houston Baptist	63 50								

Non-Div I Games: LeTourneau 104 27 Louisiana Col. 94 43 McMurry 100 37 Howard Payne 93 37 Lamar University

Loss, Non-Conf, S Site, H Home A Away N Neutral

Average RPI Win:	263	WON-LOST	WINNING	LAST 10	STRENGTH OF	OPP. STRENGTH	TEAM	ADJ.	CONF.	ADJ CONF.
Average RPI Loss:	81	RECORD	PCT. RANK	GAMES	SCHEDULE	OF SCHEDULE	RPI	RPI	RPI	RPI
DIV. I ONLY	14- 8	100	0- 1	184	217	151	151	18	18	
DIV. I NON-CONF.	7- 3	83	0- 1	216	245	151	151	22	22	
TOTALS	RPI 1-25	RPI 26-50	W-L RECORDS	RPI 51-100	RPI 101-150	RPI 150+				
14- 8	0- 1	0- 3	OVERALL	0- 1	0- 3	14- 0				
9- 5	0- 0	0- 2	HOME	0- 1	0- 2	9- 0				
5- 3	0- 1	0- 1	AWAY	0- 0	0- 1	5- 0				
0- 0	0- 0	0- 0	NEUTRAL	0- 0	0- 0	0- 0				
7- 3	0- 1	0- 1	NON-CONFERENCE	0- 0	0- 1	7- 0				
5- 2	0- 0	0- 1	HOME	0- 0	0- 1	5- 0				
2- 1	0- 1	0- 0	AWAY	0- 0	0- 0	2- 0				
0- 0	0- 0	0- 0	NEUTRAL	0- 0	0- 0	0- 0				
7- 5	0- 0	0- 2	CONFERENCE	0- 1	0- 2	7- 0				
4- 3	0- 0	0- 1	HOME	0- 1	0- 1	4- 0				
3- 2	0- 0	0- 1	AWAY	0- 0	0- 1	3- 0				
0- 0	0- 0	0- 0	NEUTRAL	0- 0	0- 0	0- 0				

RPI 1-25				RPI 26-50				RPI 51-100				RPI 101+ Team's RPI: 151			
RPI	S	Opponent	Score	RPI	S	Opponent	Score	RPI	S	Opponent	Score	RPI	S	Opponent	Score
1	A	Notre Dame	68 95	42	A	Bucknell	53 71	97	H	American	53 61	136	A	Boston U.	45 58
				42	H	Bucknell	68 73					136	H	Boston U.	48 52
				43	H	Villanova	48 70					150	H	Charlotte	60 62
												205	H	Holy Cross	64 55
												207	A	Navy	56 38
												207	H	Navy	66 55
												216	H	Monmouth	63 48
												224	H	Sacred Heart	70 66
												253	A	Binghamton	65 55
												254	H	Colgate	86 58
												269	H	Norfolk St.	62 41
												276	H	Cornell	67 54
												291	A	Army West Point	73 50
												300	A	Central Conn. St.	88 62
												303	H	Loyola Maryland	51 42
												321	A	Lafayette	70 43
												351	H	LIU Brooklyn	72 38
LAST 12 Division I GAMES:															
150	H	Charlotte	60 62	254	H	Colgate	86 58								
42	H	Bucknell	68 73	97	H	American	53 61								
136	H	Boston U.	48 52	42	A	Bucknell	53 71								
207	H	Navy	66 55	136	A	Boston U.	45 58								
303	H	Loyola Maryland	51 42	205	H	Holy Cross	64 55								
291	A	Army West Point	73 50	207	A	Navy	56 38								

Non-Div I Games: Kutztown 73 39

Lehigh

■ Loss,
 ■ Non-Conf,
 ■ S Site,
 ■ H Home
 ■ A Away
 N Neutral

Liberty

Through Games Of Feb. 13, 2019

Average RPI Win:	268	WON-LOST	WINNING	LAST 10	STRENGTH OF	OPP. STRENGTH	TEAM	ADJ.	CONF.	ADJ CONF.
Average RPI Loss:	160	RECORD	PCT. RANK	GAMES	SCHEDULE	OF SCHEDULE	RPI	RPI	RPI	RPI
DIV. I ONLY	9- 14	237	0- 1	228	236	243	243	24	24	
DIV. I NON-CONF.	3- 9	271	0- 1	137	209	250	250	26	26	
TOTALS	RPI 1-25	RPI 26-50	W-L RECORDS	RPI 51-100	RPI 101-150	RPI 150+				
9- 14	0- 1	0- 1	OVERALL	0- 3	0- 2	9- 7				
4- 5	0- 0	0- 1	HOME	0- 2	0- 0	4- 2				
4- 6	0- 0	0- 0	AWAY	0- 1	0- 1	4- 4				
1- 3	0- 1	0- 0	NEUTRAL	0- 0	0- 1	1- 1				
3- 9	0- 1	0- 1	NON-CONFERENCE	0- 1	0- 2	3- 4				
1- 2	0- 0	0- 1	HOME	0- 1	0- 0	1- 0				
1- 4	0- 0	0- 0	AWAY	0- 0	0- 1	1- 3				
1- 3	0- 1	0- 0	NEUTRAL	0- 0	0- 1	1- 1				
6- 5	0- 0	0- 0	CONFERENCE	0- 2	0- 0	6- 3				
3- 3	0- 0	0- 0	HOME	0- 1	0- 0	3- 2				
3- 2	0- 0	0- 0	AWAY	0- 1	0- 0	3- 1				
0- 0	0- 0	0- 0	NEUTRAL	0- 0	0- 0	0- 0				

RPI 1-25				RPI 26-50				RPI 51-100				RPI 101+ Team's RPI: 243			
RPI	S	Opponent	Score	RPI	S	Opponent	Score	RPI	S	Opponent	Score	RPI	S	Opponent	Score
16	N	UCF	45 53	35	H	James Madison	53 74	70	H	Virginia Tech	61 72	141	A	Chattanooga	60 75
								73	A	FGCU	50 68	150	N	Charlotte	61 63
								73	H	FGCU	64 65	163	N	Duquesne	55 51
												204	A	East Carolina	63 66
												208	A	Stetson	52 69
												208	H	Stetson	56 68
												217	H	Saint Francis (PA)	82 53
												238	A	Bethune-Cookman	76 81
												244	A	ETSU	89 86
												245	A	Jacksonville	85 75
												245	H	Jacksonville	52 64
												269	N	Norfolk St.	53 66
												274	H	North Florida	69 53
												306	A	Kennesaw St.	67 61
												311	H	NJIT	58 47
												313	A	UNC Greensboro	45 48
												324	A	Lipscomb	77 60
												324	H	Lipscomb	74 60
LAST 12 Division I GAMES:															
269	N	Norfolk St.	53 66	245	A	Jacksonville	85 75								
324	H	Lipscomb	74 60	274	H	North Florida	69 53								
73	H	FGCU	64 65	306	A	Kennesaw St.	67 61								
208	H	Stetson	56 68	245	H	Jacksonville	52 64								
311	H	NJIT	58 47	208	A	Stetson	52 69								
324	A	Lipscomb	77 60	73	A	FGCU	50 68								

Non-Div I Games: West Chester 61 42

Liberty

Loss, Non-Conf, S Site, H Home A Away N Neutral

Average RPI Win:	279	WON-LOST	WINNING	LAST 10	STRENGTH OF	OPP. STRENGTH	TEAM	ADJ.	CONF.	ADJ CONF.
Average RPI Loss:	190	RECORD	PCT. RANK	GAMES	SCHEDULE	OF SCHEDULE	RPI	RPI	RPI	RPI
DIV. I ONLY	3- 21	336	0- 1	196	302	324	324	24	24	
DIV. I NON-CONF.	2- 11	316	0- 0	138	305	286	286	26	26	
TOTALS	RPI 1-25	RPI 26-50	W-L RECORDS	RPI 51-100	RPI 101-150	RPI 150+				
3- 21	0- 0	0- 0	OVERALL	0- 4	0- 5	3- 12				
2- 8	0- 0	0- 0	HOME	0- 0	0- 3	2- 5				
1- 13	0- 0	0- 0	AWAY	0- 4	0- 2	1- 7				
0- 0	0- 0	0- 0	NEUTRAL	0- 0	0- 0	0- 0				
2- 11	0- 0	0- 0	NON-CONFERENCE	0- 3	0- 4	2- 4				
1- 4	0- 0	0- 0	HOME	0- 0	0- 2	1- 2				
1- 7	0- 0	0- 0	AWAY	0- 3	0- 2	1- 2				
0- 0	0- 0	0- 0	NEUTRAL	0- 0	0- 0	0- 0				
1- 10	0- 0	0- 0	CONFERENCE	0- 1	0- 1	1- 8				
1- 4	0- 0	0- 0	HOME	0- 0	0- 1	1- 3				
0- 6	0- 0	0- 0	AWAY	0- 1	0- 0	0- 5				
0- 0	0- 0	0- 0	NEUTRAL	0- 0	0- 0	0- 0				

RPI S	Opponent	Score	RPI S	Opponent	Score	RPI S	Opponent	Score	RPI S	Opponent	Score	Team's RPI: 324
						58	A Clemson	26 68	106	A Georgia	45 77	
						68	A Belmont	43 83	120	A Morehead St.	44 79	
						73	A FGCU	40 82	132	H Tennessee Tech	52 67	
						82	A Cincinnati	55 71	135	H UT Martin	53 62	
									138	H North Ala.	60 81	
									203	H Jacksonville St.	46 58	
									208	A Stetson	49 76	
									208	H Stetson	65 80	
									243	A Liberty	60 74	
									243	H Liberty	60 77	
									245	A Jacksonville	47 62	
									245	H Jacksonville	61 58	
									274	A North Florida	66 72	
									274	H North Florida	53 68	
									282	A Murray St.	61 97	
									288	A Austin Peay	58 70	
									289	H Tennessee St.	64 62	
									292	H Col. of Charleston	63 65	
									304	A Alabama A&M	62 58	
									311	A NJIT	67 80	
LAST 12 Division I GAMES:												
243	A Liberty	60 74	73	A FGCU	40 82							
245	H Jacksonville	61 58	311	A NJIT	67 80							
274	A North Florida	66 72	208	H Stetson	65 80							
138	H North Ala.	60 81	274	H North Florida	53 68							
243	H Liberty	60 77	245	A Jacksonville	47 62							
208	A Stetson	49 76	120	A Morehead St.	44 79							

Non-Div I Games:

Lipscomb

■ Loss,
 ■ Non-Conf, S Site,
 ■ Home
 ■ Away
 N Neutral

Little Rock

Through Games Of Feb. 13, 2019

Average RPI Win:	175	WON-LOST	WINNING	LAST 10	STRENGTH OF	OPP. STRENGTH	TEAM	ADJ.	CONF.	ADJ CONF.
Average RPI Loss:	55	RECORD	PCT. RANK	GAMES	SCHEDULE	OF SCHEDULE	RPI	RPI	RPI	RPI
DIV. I ONLY	14- 8	100	1- 0	33	104	62	62	12	12	
DIV. I NON-CONF.	4- 7	228	0- 0	38	14	126	126	14	14	
TOTALS	RPI 1-25	RPI 26-50	W-L RECORDS	RPI 51-100	RPI 101-150	RPI 150+				
14- 8	0- 2	0- 1	OVERALL	2- 4	4- 1	8- 0				
8- 5	0- 2	0- 1	HOME	2- 1	1- 1	5- 0				
6- 3	0- 0	0- 0	AWAY	0- 3	3- 0	3- 0				
0- 0	0- 0	0- 0	NEUTRAL	0- 0	0- 0	0- 0				
4- 7	0- 2	0- 1	NON-CONFERENCE	0- 3	1- 1	3- 0				
1- 5	0- 2	0- 1	HOME	0- 1	0- 1	1- 0				
3- 2	0- 0	0- 0	AWAY	0- 2	1- 0	2- 0				
0- 0	0- 0	0- 0	NEUTRAL	0- 0	0- 0	0- 0				
10- 1	0- 0	0- 0	CONFERENCE	2- 1	3- 0	5- 0				
7- 0	0- 0	0- 0	HOME	2- 0	1- 0	4- 0				
3- 1	0- 0	0- 0	AWAY	0- 1	2- 0	1- 0				
0- 0	0- 0	0- 0	NEUTRAL	0- 0	0- 0	0- 0				

RPI 1-25				RPI 26-50				RPI 51-100 Team's RPI: 62				RPI 101+			
RPI	S	Opponent	Score	RPI	S	Opponent	Score	RPI	S	Opponent	Score	RPI	S	Opponent	Score
7	H	Mississippi St.	63 98	30	H	Rice	65 79	56	A	LSU	45 60	110	A	South Alabama	65 42
21	H	Texas A&M	40 61					59	H	Kansas St.	47 53	110	H	South Alabama	47 44
								63	A	Missouri St.	44 48	127	H	Western Ky.	56 68
								80	A	Troy	66 71	143	A	Appalachian St.	74 59
								80	H	Troy	76 72	147	A	Tulsa	63 53
								89	H	UT Arlington	68 65	152	A	Louisiana Tech	69 58
												173	H	Arkansas St.	68 55
												182	H	Texas St.	62 47
												187	A	Coastal Caro.	60 47
												232	A	Memphis	63 60
												251	H	Louisiana	62 48
												294	H	Fla. Atlantic	61 38
												298	H	La.-Monroe	63 44
LAST 12 Division I GAMES:															
110	H	South Alabama	47 44	182	H	Texas St.	62 47								
80	H	Troy	76 72	110	A	South Alabama	65 42								
173	H	Arkansas St.	68 55	80	A	Troy	66 71								
143	A	Appalachian St.	74 59	251	H	Louisiana	62 48								
187	A	Coastal Caro.	60 47	298	H	La.-Monroe	63 44								
89	H	UT Arlington	68 65	63	A	Missouri St.	44 48								

Non-Div I Games:

Little Rock

Loss, Non-Conf, S Site, H Home A Away N Neutral

Average RPI Win: 229	WON-LOST	WINNING	LAST 10	STRENGTH OF	OPP. STRENGTH	TEAM	ADJ.	CONF.	ADJ CONF.
Average RPI Loss: 152	RECORD	PCT. RANK	GAMES	SCHEDULE	OF SCHEDULE	RPI	RPI	RPI	RPI
DIV. I ONLY	7- 15	271	1- 0	192	172	261	261	21	21
DIV. I NON-CONF.	3- 10	278	0- 0	114	137	259	259	20	20
TOTALS	RPI 1-25	RPI 26-50	W-L RECORDS	RPI 51-100	RPI 101-150	RPI 150+			
7- 15	0- 1	0- 2	OVERALL	1- 4	0- 1	6- 7			
4- 8	0- 0	0- 1	HOME	1- 2	0- 0	3- 5			
3- 7	0- 1	0- 1	AWAY	0- 2	0- 1	3- 2			
0- 0	0- 0	0- 0	NEUTRAL	0- 0	0- 0	0- 0			
3- 10	0- 1	0- 2	NON-CONFERENCE	1- 3	0- 1	2- 3			
2- 6	0- 0	0- 1	HOME	1- 2	0- 0	1- 3			
1- 4	0- 1	0- 1	AWAY	0- 1	0- 1	1- 0			
0- 0	0- 0	0- 0	NEUTRAL	0- 0	0- 0	0- 0			
4- 5	0- 0	0- 0	CONFERENCE	0- 1	0- 0	4- 4			
2- 2	0- 0	0- 0	HOME	0- 0	0- 0	2- 2			
2- 3	0- 0	0- 0	AWAY	0- 1	0- 0	2- 2			
0- 0	0- 0	0- 0	NEUTRAL	0- 0	0- 0	0- 0			

RPI 1-25				RPI 26-50				RPI 51-100				RPI 101+ Team's RPI: 261			
RPI	S	Opponent	Score	RPI	S	Opponent	Score	RPI	S	Opponent	Score	RPI	S	Opponent	Score
4	A	Oregon	48 110	49	A	Utah	59 82	79	H	Arizona	43 70	137	A	Montana St.	62 85
				50	H	Southern California	50 86	87	H	UNI	64 71	156	H	CSUN	37 51
								88	H	Idaho	70 63	166	A	UC Riverside	63 45
								91	A	UC Davis	50 70	166	H	UC Riverside	59 73
								99	A	Loyola Marymount	62 71	213	A	Utah St.	50 48
												236	H	Nevada	67 76
												241	H	Hawaii	56 40
												246	A	Cal St. Fullerton	59 53
												255	H	San Diego	56 60
												262	H	California Baptist	83 85
												296	A	UC Santa Barbara	54 60
												312	A	Cal Poly	59 66
												312	H	Cal Poly	61 58
												337	H	Grand Canyon	57 50
LAST 12 Division I GAMES:															
241	H	Hawaii	56 40	296	A	UC Santa Barbara	54 60								
312	A	Cal Poly	59 66	312	H	Cal Poly	61 58								
246	A	Cal St. Fullerton	59 53	166	A	UC Riverside	63 45								
91	A	UC Davis	50 70	213	A	Utah St.	50 48								
156	H	CSUN	37 51	337	H	Grand Canyon	57 50								
166	H	UC Riverside	59 73	99	A	Loyola Marymount	62 71								

Non-Div I Games:

Long Beach St.

■ Loss,
 ■ Non-Conf,
 ■ S Site,
 ■ Home
 ■ A Away
 N Neutral

Average RPI Win:	256	WON-LOST	WINNING	LAST 10	STRENGTH OF	OPP. STRENGTH	TEAM	ADJ.	CONF.	ADJ CONF.
Average RPI Loss:	216	RECORD	PCT. RANK	GAMES	SCHEDULE	OF SCHEDULE	RPI	RPI	RPI	RPI
DIV. I ONLY	3- 19	333	1- 0	257	344	340	340	28	28	
DIV. I NON-CONF.	1- 9	326	0- 0	167	337	331	331	29	29	
TOTALS	RPI 1-25	RPI 26-50	W-L RECORDS	RPI 51-100	RPI 101-150	RPI 150+				
3- 19	0- 0	0- 0	OVERALL	0- 2	0- 3	3- 14				
3- 8	0- 0	0- 0	HOME	0- 1	0- 1	3- 6				
0- 10	0- 0	0- 0	AWAY	0- 1	0- 2	0- 7				
0- 1	0- 0	0- 0	NEUTRAL	0- 0	0- 0	0- 1				
1- 9	0- 0	0- 0	NON-CONFERENCE	0- 1	0- 2	1- 6				
1- 4	0- 0	0- 0	HOME	0- 0	0- 0	1- 4				
0- 4	0- 0	0- 0	AWAY	0- 1	0- 2	0- 1				
0- 1	0- 0	0- 0	NEUTRAL	0- 0	0- 0	0- 1				
2- 10	0- 0	0- 0	CONFERENCE	0- 1	0- 1	2- 8				
2- 4	0- 0	0- 0	HOME	0- 1	0- 1	2- 2				
0- 6	0- 0	0- 0	AWAY	0- 0	0- 0	0- 6				
0- 0	0- 0	0- 0	NEUTRAL	0- 0	0- 0	0- 0				

RPI 1-25				RPI 26-50				RPI 51-100				RPI 101+				Team's RPI: 340	
RPI	S	Opponent	Score	RPI	S	Opponent	Score	RPI	S	Opponent	Score	RPI	S	Opponent	Score		
								70	A	Virginia Tech	39	93	103	A	VCU	55	84
								93	H	Radford	34	68	107	A	UNCW	33	35
												128	H	High Point	54	65	
												177	H	UMES	83	71	
												181	A	Hampton	40	66	
												194	H	Eastern Mich.	45	64	
												197	A	UNC Asheville	55	80	
												204	N	East Carolina	52	61	
												217	H	Saint Francis (PA)	88	91	
												237	H	Campbell	60	66	
												247	A	Gardner-Webb	78	80	
												247	H	Gardner-Webb	85	79	
												269	A	Norfolk St.	42	74	
												273	A	Winthrop	69	77	
												284	H	Wofford	72	101	
												308	H	Wagner	60	86	
												319	H	Charleston So.	74	81	
												334	A	Presbyterian	66	81	
												343	A	USC Upstate	67	72	
												343	H	USC Upstate	80	58	
LAST 12 Division I GAMES:																	
343	H	USC Upstate	80	58	197	A	UNC Asheville	55	80								
247	A	Gardner-Webb	78	80	93	H	Radford	34	68								
128	H	High Point	54	65	181	A	Hampton	40	66								
247	H	Gardner-Webb	85	79	319	H	Charleston So.	74	81								
237	H	Campbell	60	66	334	A	Presbyterian	66	81								
343	A	USC Upstate	67	72	273	A	Winthrop	69	77								

Non-Div I Games:

Longwood

■ Loss,
■ Non-Conf,
■ S Site,
■ H Home
■ A Away
N Neutral

Average RPI Win: 250	WON-LOST	WINNING	LAST 10	STRENGTH OF	OPP. STRENGTH	TEAM	ADJ.	CONF.	ADJ CONF.
Average RPI Loss: 137	RECORD	PCT. RANK	GAMES	SCHEDULE	OF SCHEDULE	RPI	RPI	RPI	RPI
DIV. I ONLY	6- 16	289	0- 1	104	190	251	251	12	12
DIV. I NON-CONF.	2- 8	293	0- 0	122	196	262	262	14	14
TOTALS	RPI 1-25	RPI 26-50	W-L RECORDS	RPI 51-100	RPI 101-150	RPI 150+			
6- 16	0- 1	0- 1	OVERALL	0- 5	1- 1	5- 8			
5- 5	0- 0	0- 0	HOME	0- 3	1- 0	4- 2			
1- 10	0- 1	0- 1	AWAY	0- 2	0- 1	1- 5			
0- 1	0- 0	0- 0	NEUTRAL	0- 0	0- 0	0- 1			
2- 8	0- 1	0- 1	NON-CONFERENCE	0- 2	0- 0	2- 4			
1- 3	0- 0	0- 0	HOME	0- 2	0- 0	1- 1			
1- 4	0- 1	0- 1	AWAY	0- 0	0- 0	1- 2			
0- 1	0- 0	0- 0	NEUTRAL	0- 0	0- 0	0- 1			
4- 8	0- 0	0- 0	CONFERENCE	0- 3	1- 1	3- 4			
4- 2	0- 0	0- 0	HOME	0- 1	1- 0	3- 1			
0- 6	0- 0	0- 0	AWAY	0- 2	0- 1	0- 3			
0- 0	0- 0	0- 0	NEUTRAL	0- 0	0- 0	0- 0			

RPI 1-25				RPI 26-50				RPI 51-100				RPI 101+				Team's RPI: 251	
RPI	S	Opponent	Score	RPI	S	Opponent	Score	RPI	S	Opponent	Score	RPI	S	Opponent	Score		
7	A	Mississippi St.	36 104	48	A	Auburn	59 71	56	H	LSU	54 76	110	A	South Alabama	60 83		
								62	A	Little Rock	48 62	143	H	Appalachian St.	73 55		
								66	H	Lamar University	77 79	154	A	Georgia St.	71 74		
								80	A	Troy	64 90	154	H	Georgia St.	57 54		
								89	H	UT Arlington	61 76	173	A	Arkansas St.	75 87		
												180	H	Sam Houston St.	62 68		
												187	H	Coastal Caro.	58 76		
												195	A	Ole Miss	57 79		
												223	A	UTRGV	60 75		
												267	N	A&M-Corpus Christi	63 64		
												286	H	Jackson St.	68 61		
												290	A	Ga. Southern	71 79		
												290	H	Ga. Southern	59 48		
												298	H	La.-Monroe	52 45		
												326	A	McNeese	70 59		
LAST 12 Division I GAMES:																	
154	A	Georgia St.	71 74	110	A	South Alabama	60 83										
290	A	Ga. Southern	71 79	298	H	La.-Monroe	52 45										
187	H	Coastal Caro.	58 76	290	H	Ga. Southern	59 48										
143	H	Appalachian St.	73 55	154	H	Georgia St.	57 54										
89	H	UT Arlington	61 76	62	A	Little Rock	48 62										
80	A	Troy	64 90	173	A	Arkansas St.	75 87										

Non-Div I Games: Dillard

69 **72**

Louisiana

■ Loss,
 ■ Non-Conf,
 ■ S Site,
 ■ H Home
 ■ A Away
 N Neutral

2011-12				Through Games Of Feb. 19, 2012						
Average RPI Win:	211	WON-LOST	WINNING	LAST 10	STRENGTH OF	OPP. STRENGTH	TEAM	ADJ.	CONF.	ADJ CONF.
Average RPI Loss:	119	RECORD	PCT. RANK	GAMES	SCHEDULE	OF SCHEDULE	RPI	RPI	RPI	RPI
DIV. I ONLY	12- 11	155	1- 0	154	112	152	152	15	15	
DIV. I NON-CONF.	7- 5	132	1- 0	239	66	146	146	18	18	
TOTALS	RPI 1-25	RPI 26-50	W-L RECORDS	RPI 51-100	RPI 101-150	RPI 150+				
12- 11	0- 1	0- 1	OVERALL	0- 4	4- 1	8- 4				
7- 4	0- 0	0- 1	HOME	0- 2	2- 0	5- 1				
4- 6	0- 1	0- 0	AWAY	0- 1	1- 1	3- 3				
1- 1	0- 0	0- 0	NEUTRAL	0- 1	1- 0	0- 0				
7- 5	0- 1	0- 0	NON-CONFERENCE	0- 2	2- 0	5- 2				
3- 1	0- 0	0- 0	HOME	0- 1	1- 0	2- 0				
3- 3	0- 1	0- 0	AWAY	0- 0	0- 0	3- 2				
1- 1	0- 0	0- 0	NEUTRAL	0- 1	1- 0	0- 0				
5- 6	0- 0	0- 1	CONFERENCE	0- 2	2- 1	3- 2				
4- 3	0- 0	0- 1	HOME	0- 1	1- 0	3- 1				
1- 3	0- 0	0- 0	AWAY	0- 1	1- 1	0- 1				
0- 0	0- 0	0- 0	NEUTRAL	0- 0	0- 0	0- 0				

RPI 1-25					
RPI	S	Opponent	Score		
18	A	Arizona St.	44	80	
RPI 26-50					
RPI	S	Opponent	Score		
30	H	Rice	51	61	
RPI 51-100					
RPI	S	Opponent	Score		
51	A	Middle Tenn.	38	75	
62	H	Little Rock	58	69	
63	N	Missouri St.	70	82	
71	H	Old Dominion	59	70	
RPI 101+					
RPI	S	Opponent	Score		
101	H	Houston	100	88	
125	A	UAB	73	68	
127	A	Western Ky.	76	81	
133	N	Alabama	79	62	
150	H	Charlotte	88	51	
171	H	North Texas	54	65	
173	A	Arkansas St.	80	70	
192	H	Southern Miss.	106	85	
195	H	Ole Miss	80	71	
225	A	Marshall	88	90	
232	A	Memphis	66	50	
239	A	UMKC	70	80	
248	A	Wichita St.	56	70	
287	H	Southeastern La.	72	53	
294	H	Fla. Atlantic	86	55	
325	H	FIU	90	72	
326	A	McNeese	89	48	
Team's RPI: 152					
LAST 12 Division I GAMES:					
133	N	Alabama	79	62	
192	H	Southern Miss.	106	85	
325	H	FIU	90	72	
294	H	Fla. Atlantic	86	55	
127	A	Western Ky.	76	81	
225	A	Marshall	88	90	
150	H	Charlotte	88	51	
71	H	Old Dominion	59	70	
51	A	Middle Tenn.	38	75	
125	A	UAB	73	68	
30	H	Rice	51	61	
171	H	North Texas	54	65	

Non-Div I Games: LSU-Alexandria 112 70

Louisiana Tech

■ Loss, ■ Non-Conf, S Site, H Home A Away N Neutral

Average RPI Win: 87		WON-LOST	WINNING	LAST 10	STRENGTH OF	OPP. STRENGTH	TEAM	ADJ.	CONF.	ADJ CONF.
Average RPI Loss: 1		RECORD	PCT. RANK	GAMES	SCHEDULE	OF SCHEDULE	RPI	RPI	RPI	RPI
DIV. I ONLY		23- 1	1	1- 0	9	1	3	3	1	1
DIV. I NON-CONF.		13- 0	1	0- 0	18	30	3	3	1	1
TOTALS		RPI 1-25	RPI 26-50		W-L RECORDS		RPI 51-100	RPI 101-150	RPI 150+	
23- 1	6- 1	2- 0		OVERALL		7- 0	6- 0	2- 0		
12- 0	4- 0	1- 0		HOME		3- 0	2- 0	2- 0		
9- 1	1- 1	1- 0		AWAY		4- 0	3- 0	0- 0		
2- 0	1- 0	0- 0		NEUTRAL		0- 0	1- 0	0- 0		
13- 0	3- 0	1- 0		NON-CONFERENCE		3- 0	4- 0	2- 0		
7- 0	2- 0	0- 0		HOME		2- 0	1- 0	2- 0		
4- 0	0- 0	1- 0		AWAY		1- 0	2- 0	0- 0		
2- 0	1- 0	0- 0		NEUTRAL		0- 0	1- 0	0- 0		
10- 1	3- 1	1- 0		CONFERENCE		4- 0	2- 0	0- 0		
5- 0	2- 0	1- 0		HOME		1- 0	1- 0	0- 0		
5- 1	1- 1	0- 0		AWAY		3- 0	1- 0	0- 0		
0- 0	0- 0	0- 0		NEUTRAL		0- 0	0- 0	0- 0		

RPI	S	Opponent	Score	RPI	S	Opponent	Score	RPI	S	Opponent	Score	RPI	S	Opponent	Score
1	A	Notre Dame	68 82	27	A	Central Mich.	72 68	54	A	Boise St.	74 55	105	N	Hartford	86 69
6	H	UConn	78 69	44	H	Georgia Tech	61 44	57	H	Miami (OH)	95 73	117	A	Wake Forest	73 49
12	H	Syracuse	76 51					58	A	Clemson	76 44	127	A	Western Ky.	102 80
15	A	Florida St.	68 49					70	A	Virginia Tech	72 63	130	H	Pittsburgh	70 42
18	N	Arizona St.	58 56					77	A	Duke	73 51	135	H	UT Martin	102 62
24	H	North Carolina	73 66					94	H	Virginia	91 43	141	A	Chattanooga	75 49
25	H	Kentucky	80 75					98	H	Nebraska	85 68	278	H	Northern Ky.	92 59
												289	H	Tennessee St.	107 52
LAST 12 Division I GAMES:															
70	A	Virginia Tech	72 63	117	A	Wake Forest	73 49								
12	H	Syracuse	76 51	94	H	Virginia	91 43								
58	A	Clemson	76 44	44	H	Georgia Tech	61 44								
6	H	UConn	78 69	1	A	Notre Dame	68 82								
130	H	Pittsburgh	70 42	77	A	Duke	73 51								
15	A	Florida St.	68 49	24	H	North Carolina	73 66								

Non-Div I Games:

Louisville

■ Loss,
 ■ Non-Conf, S Site,
 ■ Home
 ■ Away
 N Neutral

Average RPI Win:	287	WON-LOST	WINNING	LAST 10	STRENGTH OF	OPP. STRENGTH	TEAM	ADJ.	CONF.	ADJ CONF.
Average RPI Loss:	105	RECORD	PCT. RANK	GAMES	SCHEDULE	OF SCHEDULE	RPI	RPI	RPI	RPI
DIV. I ONLY	10- 12	196	0- 1	254	196	249	249	13	13	
DIV. I NON-CONF.	6- 5	143	0- 0	340	292	277	277	15	15	
TOTALS	RPI 1-25	RPI 26-50	W-L RECORDS	RPI 51-100	RPI 101-150	RPI 150+				
10- 12	0- 2	0- 1	OVERALL	0- 4	0- 1	10- 4				
8- 5	0- 1	0- 1	HOME	0- 1	0- 0	8- 2				
2- 7	0- 1	0- 0	AWAY	0- 3	0- 1	2- 2				
0- 0	0- 0	0- 0	NEUTRAL	0- 0	0- 0	0- 0				
6- 5	0- 0	0- 1	NON-CONFERENCE	0- 1	0- 1	6- 2				
4- 2	0- 0	0- 1	HOME	0- 0	0- 0	4- 1				
2- 3	0- 0	0- 0	AWAY	0- 1	0- 1	2- 1				
0- 0	0- 0	0- 0	NEUTRAL	0- 0	0- 0	0- 0				
4- 7	0- 2	0- 0	CONFERENCE	0- 3	0- 0	4- 2				
4- 3	0- 1	0- 0	HOME	0- 1	0- 0	4- 1				
0- 4	0- 1	0- 0	AWAY	0- 2	0- 0	0- 1				
0- 0	0- 0	0- 0	NEUTRAL	0- 0	0- 0	0- 0				

RPI 1-25				RPI 26-50				RPI 51-100				RPI 101+ Team's RPI: 249			
RPI	S	Opponent	Score	RPI	S	Opponent	Score	RPI	S	Opponent	Score	RPI	S	Opponent	Score
22	A	Drake	60 69	34	H	DePaul	76 102	53	A	Purdue	41 65	126	A	Youngstown St.	63 74
22	H	Drake	55 83					63	A	Missouri St.	49 84	155	H	Bradley	56 69
								87	A	UNI	52 64	162	A	Southern Ill.	63 74
								87	H	UNI	65 71	172	H	Indiana St.	56 54
												190	H	Illinois St.	62 59
												210	A	Bowling Green	74 88
												239	H	UMKC	74 88
												256	H	SIUE	56 43
												279	A	Western Mich.	64 53
												293	H	Valparaiso	80 54
												332	A	UIC	75 60
												333	H	Purdue Fort Wayne	81 67
												335	H	Evansville	61 56
												336	H	Detroit Mercy	52 43
												348	H	Chicago St.	76 40
LAST 12 Division I GAMES:															
22	H	Drake	55 83	172	H	Indiana St.	56 54	335	H	Evansville	61 56				
87	H	UNI	65 71	87	A	UNI	52 64	22	A	Drake	60 69				
155	H	Bradley	56 69	293	H	Valparaiso	80 54	34	H	DePaul	76 102				
190	H	Illinois St.	62 59												
162	A	Southern Ill.	63 74												
63	A	Missouri St.	49 84												

Non-Div I Games:

Loyola Chicago

■ Loss,
 ■ Non-Conf,
 ■ S Site,
 ■ H Home
 ■ A Away
 N Neutral

Loyola Maryland

Through Games Of Feb. 13, 2019

Average RPI Win:	276	WON-LOST	WINNING	LAST 10	STRENGTH OF	OPP. STRENGTH	TEAM	ADJ.	CONF.	ADJ CONF.
Average RPI Loss:	168	RECORD	PCT. RANK	GAMES	SCHEDULE	OF SCHEDULE	RPI	RPI	RPI	RPI
DIV. I ONLY	3- 20	335	0- 1	141	268	303	303	18	18	
DIV. I NON-CONF.	1- 10	330	0- 1	147	260	298	298	22	22	
TOTALS	RPI 1-25	RPI 26-50	W-L RECORDS	RPI 51-100	RPI 101-150	RPI 150+				
3- 20	0- 1	0- 1	OVERALL	0- 3	0- 3	3- 12				
2- 8	0- 0	0- 1	HOME	0- 1	0- 1	2- 5				
1- 11	0- 1	0- 0	AWAY	0- 2	0- 1	1- 7				
0- 1	0- 0	0- 0	NEUTRAL	0- 0	0- 1	0- 0				
1- 10	0- 1	0- 0	NON-CONFERENCE	0- 1	0- 2	1- 6				
0- 3	0- 0	0- 0	HOME	0- 0	0- 0	0- 3				
1- 6	0- 1	0- 0	AWAY	0- 1	0- 1	1- 3				
0- 1	0- 0	0- 0	NEUTRAL	0- 0	0- 1	0- 0				
2- 10	0- 0	0- 1	CONFERENCE	0- 2	0- 1	2- 6				
2- 5	0- 0	0- 1	HOME	0- 1	0- 1	2- 2				
0- 5	0- 0	0- 0	AWAY	0- 1	0- 0	0- 4				
0- 0	0- 0	0- 0	NEUTRAL	0- 0	0- 0	0- 0				

RPI 1-25				RPI 26-50				RPI 51-100				RPI 101+ Team's RPI: 303			
RPI	S	Opponent	Score	RPI	S	Opponent	Score	RPI	S	Opponent	Score	RPI	S	Opponent	Score
17	A	Maryland	48 83	42	H	Bucknell	57 75	92	A	Georgetown	30 45	104	N	Boston College	47 73
								97	A	American	38 82	116	A	Towson	57 62
								97	H	American	56 67	136	H	Boston U.	62 64
												151	A	Lehigh	42 51
												165	H	William & Mary	49 65
												198	A	Dartmouth	41 54
												205	A	Holy Cross	60 78
												205	H	Holy Cross	48 58
												207	H	Navy	46 58
												214	A	George Mason	38 70
												216	A	Monmouth	75 67
												240	A	Saint Joseph's	46 49
												254	A	Colgate	64 73
												259	H	St. Francis Brooklyn	70 75
												265	H	Mt. St. Mary's	67 77
												291	A	Army West Point	57 69
												291	H	Army West Point	70 51
												321	H	Lafayette	62 50
LAST 12 Division I GAMES:															
240	A	Saint Joseph's	46 49	42	H	Bucknell	57 75	321	H	Lafayette	62 50				
97	H	American	56 67	97	A	American	38 82								
205	H	Holy Cross	48 58	205	A	Holy Cross	60 78								
291	H	Army West Point	70 51	136	H	Boston U.	62 64								
151	A	Lehigh	42 51	291	A	Army West Point	57 69								
254	A	Colgate	64 73												

Non-Div I Games:

Loyola Maryland

Loss, Non-Conf, S Site, H Home A Away N Neutral

Average RPI Win:	173	WON-LOST	WINNING	LAST 10	STRENGTH OF	OPP. STRENGTH	TEAM	ADJ.	CONF.	ADJ CONF.
Average RPI Loss:	111	RECORD	PCT. RANK	GAMES	SCHEDULE	OF SCHEDULE	RPI	RPI	RPI	RPI
DIV. I ONLY	15- 10	121	1- 0	90	117	99	99	8	8	
DIV. I NON-CONF.	7- 5	132	1- 0	95	213	105	105	7	7	
TOTALS	RPI 1-25	RPI 26-50	W-L RECORDS	RPI 51-100	RPI 101-150	RPI 150+				
15- 10	0- 1	2- 4	OVERALL	3- 0	0- 1	10- 4				
8- 3	0- 1	2- 0	HOME	1- 0	0- 0	5- 2				
7- 4	0- 0	0- 2	AWAY	2- 0	0- 1	5- 1				
0- 3	0- 0	0- 2	NEUTRAL	0- 0	0- 0	0- 1				
7- 5	0- 0	1- 2	NON-CONFERENCE	2- 0	0- 0	4- 3				
4- 1	0- 0	1- 0	HOME	1- 0	0- 0	2- 1				
3- 1	0- 0	0- 0	AWAY	1- 0	0- 0	2- 1				
0- 3	0- 0	0- 2	NEUTRAL	0- 0	0- 0	0- 1				
8- 5	0- 1	1- 2	CONFERENCE	1- 0	0- 1	6- 1				
4- 2	0- 1	1- 0	HOME	0- 0	0- 0	3- 1				
4- 3	0- 0	0- 2	AWAY	1- 0	0- 1	3- 0				
0- 0	0- 0	0- 0	NEUTRAL	0- 0	0- 0	0- 0				

RPI 1-25				RPI 26-50				RPI 51-100 Team's RPI: 99				RPI 101+			
RPI	S	Opponent	Score	RPI	S	Opponent	Score	RPI	S	Opponent	Score	RPI	S	Opponent	Score
13	H	Gonzaga	53 78	38	A	BYU	44 55	79	A	Arizona	66 64	124	A	Pepperdine	86 95
				38	H	BYU	61 58	84	A	Pacific	72 67	156	A	CSUN	72 53
				39	H	UCLA	69 63	91	H	UC Davis	60 53	161	H	Portland	76 58
				40	N	South Dakota	40 67					175	A	Denver	75 104
				41	N	Indiana	43 67					183	A	Santa Clara	69 60
				45	A	Saint Mary's (CA)	62 86					183	H	Santa Clara	75 83
												215	H	Robert Morris	61 53
												219	N	Grambling	61 62
												235	H	Northern Ariz.	62 63
												242	A	San Francisco	73 66
												242	H	San Francisco	66 58
												255	A	San Diego	69 52
												255	H	San Diego	83 57
												261	H	Long Beach St.	71 62
												296	A	UC Santa Barbara	70 57
LAST 12 Division I GAMES:															
215	H	Robert Morris	61 53	84	A	Pacific	72 67								
242	A	San Francisco	73 66	124	A	Pepperdine	86 95								
183	A	Santa Clara	69 60	183	H	Santa Clara	75 83								
255	H	San Diego	83 57	242	H	San Francisco	66 58								
38	H	BYU	61 58	38	A	BYU	44 55								
45	A	Saint Mary's (CA)	62 86	255	A	San Diego	69 52								

Non-Div I Games:

Loyola Marymount

Maine

Through Games Of Feb. 13, 2019

Average RPI Win:	215	WON-LOST	WINNING	LAST 10	STRENGTH OF	OPP. STRENGTH	TEAM	ADJ.	CONF.	ADJ CONF.
Average RPI Loss:	86	RECORD	PCT. RANK	GAMES	SCHEDULE	OF SCHEDULE	RPI	RPI	RPI	RPI
DIV. I ONLY	18- 7	66	0- 1	140	178	72	72	23	23	
DIV. I NON-CONF.	7- 6	153	0- 1	34	60	51	51	25	25	
TOTALS	RPI 1-25	RPI 26-50	W-L RECORDS	RPI 51-100	RPI 101-150	RPI 150+				
18- 7	1- 1	0- 0	OVERALL	3- 3	1- 3	13- 0				
9- 1	0- 0	0- 0	HOME	1- 1	1- 0	7- 0				
7- 5	1- 1	0- 0	AWAY	1- 2	0- 2	5- 0				
2- 1	0- 0	0- 0	NEUTRAL	1- 0	0- 1	1- 0				
7- 6	1- 1	0- 0	NON-CONFERENCE	3- 3	0- 2	3- 0				
2- 1	0- 0	0- 0	HOME	1- 1	0- 0	1- 0				
3- 4	1- 1	0- 0	AWAY	1- 2	0- 1	1- 0				
2- 1	0- 0	0- 0	NEUTRAL	1- 0	0- 1	1- 0				
11- 1	0- 0	0- 0	CONFERENCE	0- 0	1- 1	10- 0				
7- 0	0- 0	0- 0	HOME	0- 0	1- 0	6- 0				
4- 1	0- 0	0- 0	AWAY	0- 0	0- 1	4- 0				
0- 0	0- 0	0- 0	NEUTRAL	0- 0	0- 0	0- 0				

RPI 1-25				RPI 26-50				RPI 51-100 Team's RPI: 72				RPI 101+			
RPI	S	Opponent	Score	RPI	S	Opponent	Score	RPI	S	Opponent	Score	RPI	S	Opponent	Score
9	A	NC State	46 84					67	A	Green Bay	39 70	105	A	Hartford	46 49
24	A	North Carolina	85 73					69	N	Penn	47 46	105	H	Hartford	78 58
								74	H	Toledo	73 59	121	A	Fordham	64 72
								77	H	Duke	63 66	141	N	Chattanooga	61 66
								83	A	Northeastern	55 63	160	A	Stony Brook	68 54
								86	A	Harvard	67 60	218	N	N.C. A&T	58 52
												228	H	Brown	102 96
												231	H	Albany (NY)	76 65
												253	H	Binghamton	95 66
												266	A	Vermont	63 51
												266	H	Vermont	66 45
												307	A	Bryant	74 57
												309	A	UMBC	58 45
												309	H	UMBC	84 44
												320	A	New Hampshire	69 45
												320	H	New Hampshire	67 46
												323	H	UMass Lowell	79 45
LAST 12 Division I GAMES:															
141	N	Chattanooga	61 66	253	H	Binghamton	95 66								
105	H	Hartford	78 58	160	A	Stony Brook	68 54								
309	A	UMBC	58 45	105	A	Hartford	46 49								
266	H	Vermont	66 45	231	H	Albany (NY)	76 65								
320	A	New Hampshire	69 45	266	A	Vermont	63 51								
323	H	UMass Lowell	79 45	309	H	UMBC	84 44								

Non-Div I Games:

Maine

■ Loss,
 ■ Non-Conf,
 ■ S Site,
 ■ Home
 ■ A Away
 N Neutral

Average RPI Win:	294	WON-LOST	WINNING	LAST 10	STRENGTH OF	OPP. STRENGTH	TEAM	ADJ.	CONF.	ADJ CONF.
Average RPI Loss:	203	RECORD	PCT. RANK	GAMES	SCHEDULE	OF SCHEDULE	RPI	RPI	RPI	RPI
DIV. I ONLY	7- 16	274	0- 1	245	347	302	302	26	26	
DIV. I NON-CONF.	2- 9	297	0- 0	183	350	328	328	28	28	
TOTALS	RPI 1-25	RPI 26-50	W-L RECORDS	RPI 51-100	RPI 101-150	RPI 150+				
7- 16	0- 0	0- 0	OVERALL	0- 2	1- 2	6- 12				
5- 8	0- 0	0- 0	HOME	0- 2	0- 1	5- 5				
2- 8	0- 0	0- 0	AWAY	0- 0	1- 1	1- 7				
0- 0	0- 0	0- 0	NEUTRAL	0- 0	0- 0	0- 0				
2- 9	0- 0	0- 0	NON-CONFERENCE	0- 2	0- 1	2- 6				
2- 5	0- 0	0- 0	HOME	0- 2	0- 0	2- 3				
0- 4	0- 0	0- 0	AWAY	0- 0	0- 1	0- 3				
0- 0	0- 0	0- 0	NEUTRAL	0- 0	0- 0	0- 0				
5- 7	0- 0	0- 0	CONFERENCE	0- 0	1- 1	4- 6				
3- 3	0- 0	0- 0	HOME	0- 0	0- 1	3- 2				
2- 4	0- 0	0- 0	AWAY	0- 0	1- 0	1- 4				
0- 0	0- 0	0- 0	NEUTRAL	0- 0	0- 0	0- 0				

RPI S	Opponent	Score	RPI S	Opponent	Score	RPI S	Opponent	Score	RPI S	Opponent	Score	Team's RPI: 302
						76	H Wright St.	44 60	121	A Fordham	61 65	
						78	H Drexel	39 53	145	A Marist	69 51	
									145	H Marist	51 62	
									160	H Stony Brook	48 79	
									178	H Rider	63 73	
									205	A Holy Cross	53 61	
									216	A Monmouth	63 71	
									224	H Sacred Heart	46 74	
									231	A Albany (NY)	54 60	
									234	A Niagara	51 61	
									234	H Niagara	54 58	
									259	A St. Francis Brooklyn	65 73	
									277	A Siena	56 62	
									277	H Siena	52 48	
									280	A Canisius	44 47	
									301	H Fairfield	47 41	
									321	H Lafayette	60 49	
									329	A Saint Peter's	62 44	
									331	H Iona	55 33	
									336	H Detroit Mercy	56 58	
									351	H LIU Brooklyn	61 46	
LAST 12 Division I GAMES:												
216	A Monmouth	63 71	234	H Niagara	54 58							
329	A Saint Peter's	62 44	178	H Rider	63 73							
145	H Marist	51 62	331	H Iona	55 33							
277	H Siena	52 48	277	A Siena	56 62							
301	H Fairfield	47 41	234	A Niagara	51 61							
145	A Marist	69 51	280	A Canisius	44 47							

Non-Div I Games:

Manhattan

Average RPI Win: 237	WON-LOST	WINNING	LAST 10	STRENGTH OF	OPP. STRENGTH	TEAM	ADJ.	CONF.	ADJ CONF.
Average RPI Loss: 147	RECORD	PCT. RANK	GAMES	SCHEDULE	OF SCHEDULE	RPI	RPI	RPI	RPI
DIV. I ONLY	17- 8	80	0- 1	258	231	145	145	26	26
DIV. I NON-CONF.	8- 4	91	0- 0	185	126	98	98	28	28
TOTALS	RPI 1-25	RPI 26-50	W-L RECORDS	RPI 51-100	RPI 101-150	RPI 150+			
17- 8	0- 0	0- 0	OVERALL	1- 4	1- 0	15- 4			
6- 4	0- 0	0- 0	HOME	1- 1	1- 0	4- 3			
9- 3	0- 0	0- 0	AWAY	0- 2	0- 0	9- 1			
2- 1	0- 0	0- 0	NEUTRAL	0- 1	0- 0	2- 0			
8- 4	0- 0	0- 0	NON-CONFERENCE	1- 3	1- 0	6- 1			
3- 1	0- 0	0- 0	HOME	1- 0	1- 0	1- 1			
3- 2	0- 0	0- 0	AWAY	0- 2	0- 0	3- 0			
2- 1	0- 0	0- 0	NEUTRAL	0- 1	0- 0	2- 0			
9- 4	0- 0	0- 0	CONFERENCE	0- 1	0- 0	9- 3			
3- 3	0- 0	0- 0	HOME	0- 1	0- 0	3- 2			
6- 1	0- 0	0- 0	AWAY	0- 0	0- 0	6- 1			
0- 0	0- 0	0- 0	NEUTRAL	0- 0	0- 0	0- 0			

RPI S	Opponent	Score	RPI S	Opponent	Score	RPI S	Opponent	Score	RPI S	Opponent	Score	Team's RPI: 145
						64	H Quinnipiac	69 76	136	H Boston U.	68 57	
						76	N Wright St.	60 76	169	H Temple	74 68	
						77	A Duke	56 64	178	A Rider	64 70	
						83	H Northeastern	90 84	178	H Rider	58 68	
						95	A Princeton	57 60	191	A Elon	61 57	
									202	H Massachusetts	55 70	
									207	A Navy	72 48	
									208	N Stetson	76 69	
									216	H Monmouth	69 45	
									231	A Albany (NY)	74 56	
									234	A Niagara	87 58	
									252	N Hofstra	71 57	
									277	A Siena	73 58	
									277	H Siena	88 59	
									280	A Canisius	71 66	
									301	A Fairfield	56 46	
									302	A Manhattan	62 51	
									302	H Manhattan	51 69	
									329	A Saint Peter's	62 42	
									331	H Iona	76 36	
LAST 12 Division I GAMES:												
			178	A Rider	64 70		331	H Iona	76 36			
			302	A Manhattan	62 51		277	H Siena	88 59			
			277	A Siena	73 58		216	H Monmouth	69 45			
			178	H Rider	58 68		301	A Fairfield	56 46			
			302	H Manhattan	51 69		64	H Quinnipiac	69 76			
			329	A Saint Peter's	62 42		280	A Canisius	71 66			

Non-Div I Games:

Marist

Average RPI Win: 107	WON-LOST	WINNING	LAST 10	STRENGTH OF	OPP. STRENGTH	TEAM	ADJ.	CONF.	ADJ CONF.
Average RPI Loss: 10	RECORD	PCT. RANK	GAMES	SCHEDULE	OF SCHEDULE	RPI	RPI	RPI	RPI
DIV. I ONLY	21- 3	10	1- 0	18	24	8	8	6	6
DIV. I NON-CONF.	9- 3	61	1- 0	23	18	19	19	5	5
TOTALS	RPI 1-25	RPI 26-50	W-L RECORDS	RPI 51-100	RPI 101-150	RPI 150+			
21- 3	0- 3	6- 0	OVERALL	6- 0	5- 0	4- 0			
14- 1	0- 1	3- 0	HOME	4- 0	5- 0	2- 0			
7- 2	0- 2	3- 0	AWAY	2- 0	0- 0	2- 0			
0- 0	0- 0	0- 0	NEUTRAL	0- 0	0- 0	0- 0			
9- 3	0- 3	1- 0	NON-CONFERENCE	4- 0	1- 0	3- 0			
7- 1	0- 1	1- 0	HOME	3- 0	1- 0	2- 0			
2- 2	0- 2	0- 0	AWAY	1- 0	0- 0	1- 0			
0- 0	0- 0	0- 0	NEUTRAL	0- 0	0- 0	0- 0			
12- 0	0- 0	5- 0	CONFERENCE	2- 0	4- 0	1- 0			
7- 0	0- 0	2- 0	HOME	1- 0	4- 0	0- 0			
5- 0	0- 0	3- 0	AWAY	1- 0	0- 0	1- 0			
0- 0	0- 0	0- 0	NEUTRAL	0- 0	0- 0	0- 0			

RPI 1-25				Team's RPI: 8		RPI 26-50				RPI 51-100				RPI 101+					
RPI	S	Opponent	Score		RPI	S	Opponent	Score		RPI	S	Opponent	Score		RPI	S	Opponent	Score	
1	H	Notre Dame	63	87	28	H	South Dakota St.	91	52	55	H	Michigan	85	74	109	H	St. John's (NY)	83	73
7	A	Mississippi St.	82	87	34	A	DePaul	93	87	67	H	Green Bay	80	54	115	H	Creighton	85	67
23	A	Miami (FL)	55	63	34	H	DePaul	96	63	87	H	UNI	102	61	118	H	Providence	85	46
					43	A	Villanova	91	55	90	A	Northwestern	76	57	119	H	Seton Hall	96	60
					43	H	Villanova	93	55	92	A	Georgetown	72	62	137	H	Montana St.	100	52
					46	A	Butler	87	58	92	H	Georgetown	59	52	170	A	Xavier	90	44
															193	A	Milwaukee	83	74
															253	H	Binghamton	93	40
															332	H	UIC	96	32
LAST 12 Division I GAMES:																			
					87	H	UNI	102	61	170	A	Xavier	90	44					
					23	A	Miami (FL)	55	63	109	H	St. John's (NY)	83	73					
					43	H	Villanova	93	55	119	H	Seton Hall	96	60					
					92	H	Georgetown	59	52	92	A	Georgetown	72	62					
					34	A	DePaul	93	87	43	A	Villanova	91	55					
					46	A	Butler	87	58	34	H	DePaul	96	63					

Non-Div I Games:

Marquette

RPI 1-25				RPI 26-50				RPI 51-100				RPI 101+				Team's RPI: 225	
RPI	S	Opponent	Score	RPI	S	Opponent	Score	RPI	S	Opponent	Score	RPI	S	Opponent	Score		
				30	H	Rice	67 79					116	H	Towson	69 76		
								58	A	Clemson	54 68	127	A	Western Ky.	55 85		
								71	H	Old Dominion	57 48	143	A	Appalachian St.	52 74		
												150	H	Charlotte	63 62		
												152	H	Louisiana Tech	90 88		
												162	A	Southern Ill.	49 58		
												171	H	North Texas	67 55		
												172	H	Indiana St.	53 62		
												189	A	Wisconsin	49 67		
												192	H	Southern Miss.	52 64		
												210	A	Bowling Green	76 99		
												264	A	UTEP	63 60		
												271	H	Cleveland St.	86 64		
												289	H	Tennessee St.	80 59		
												294	A	Fla. Atlantic	72 67		
												297	A	UTSA	79 72		
												325	A	FIU	86 58		
												328	H	Coppin St.	88 67		
												335	H	Evansville	72 65		
												346	H	Delaware St.	75 63		
LAST 12 Division I GAMES:																	
				30	H	Rice	67 79	325	A	FIU	86 58						
				171	H	North Texas	67 55	294	A	Fla. Atlantic	72 67						
				297	A	UTSA	79 72	127	A	Western Ky.	55 85						
				264	A	UTEP	63 60	150	H	Charlotte	63 62						
				192	H	Southern Miss.	52 64	71	H	Old Dominion	57 48						
				152	H	Louisiana Tech	90 88	346	H	Delaware St.	75 63						

Non-Div I Games:	Bluefield St.	82	29
------------------	---------------	----	----

Maryland

Through Games Of Feb. 13, 2019

Average RPI Win:	139	WON-LOST	WINNING	LAST 10	STRENGTH OF	OPP. STRENGTH	TEAM	ADJ.	CONF.	ADJ CONF.
Average RPI Loss:	20	RECORD	PCT. RANK	GAMES	SCHEDULE	OF SCHEDULE	RPI	RPI	RPI	RPI
DIV. I ONLY	22- 2	5	1- 0	107	28	17	17	4	4	
DIV. I NON-CONF.	11- 0	1	0- 0	229	73	26	26	6	6	
TOTALS	RPI 1-25	RPI 26-50	W-L RECORDS	RPI 51-100	RPI 101-150	RPI 150+				
22- 2	2- 2	3- 0	OVERALL	3- 0	7- 0	7- 0				
11- 1	0- 1	2- 0	HOME	2- 0	3- 0	4- 0				
9- 1	2- 1	1- 0	AWAY	1- 0	3- 0	2- 0				
2- 0	0- 0	0- 0	NEUTRAL	0- 0	1- 0	1- 0				
11- 0	1- 0	2- 0	NON-CONFERENCE	0- 0	3- 0	5- 0				
6- 0	0- 0	2- 0	HOME	0- 0	1- 0	3- 0				
3- 0	1- 0	0- 0	AWAY	0- 0	1- 0	1- 0				
2- 0	0- 0	0- 0	NEUTRAL	0- 0	1- 0	1- 0				
11- 2	1- 2	1- 0	CONFERENCE	3- 0	4- 0	2- 0				
5- 1	0- 1	0- 0	HOME	2- 0	2- 0	1- 0				
6- 1	1- 1	1- 0	AWAY	1- 0	2- 0	1- 0				
0- 0	0- 0	0- 0	NEUTRAL	0- 0	0- 0	0- 0				

RPI 1-25				Team's RPI: 17	RPI 26-50				RPI 51-100				RPI 101+			
RPI	S	Opponent	Score		RPI	S	Opponent	Score	RPI	S	Opponent	Score	RPI	S	Opponent	Score
14	A	South Carolina	85 61		35	H	James Madison	87 63	55	H	Michigan	83 69	106	N	Georgia	58 51
19	A	Rutgers	62 48		41	A	Indiana	76 56	90	H	Northwestern	72 57	107	A	Ohio St.	70 57
19	H	Rutgers	65 73		44	H	Georgia Tech	67 54	98	A	Nebraska	81 63	107	H	Ohio St.	75 69
20	A	Michigan St.	60 77										114	H	Dayton	82 71
													134	A	Penn St.	77 61
													134	H	Penn St.	79 67
													149	A	Delaware	77 53
													188	A	Illinois	80 66
													189	H	Wisconsin	75 57
													209	A	George Washington	69 30
													295	N	Morgan St.	68 44
													303	H	Loyola Maryland	83 48
													309	H	UMBC	92 61
													328	H	Coppin St.	93 36
LAST 12 Division I GAMES:																
19	A	Rutgers	62 48		134	H	Penn St.	79 67								
90	H	Northwestern	72 57		20	A	Michigan St.	60 77								
188	A	Illinois	80 66		55	H	Michigan	83 69								
189	H	Wisconsin	75 57		98	A	Nebraska	81 63								
41	A	Indiana	76 56		107	H	Ohio St.	75 69								
107	A	Ohio St.	70 57		19	H	Rutgers	65 73								

Non-Div I Games:

Maryland

Loss, Non-Conf, S Site, H Home A Away N Neutral

Massachusetts

Through Games Of Feb. 13, 2019

Average RPI Win:	222	WON-LOST	WINNING	LAST 10	STRENGTH OF	OPP. STRENGTH	TEAM	ADJ.	CONF.	ADJ CONF.
Average RPI Loss:	186	RECORD	PCT. RANK	GAMES	SCHEDULE	OF SCHEDULE	RPI	RPI	RPI	RPI
DIV. I ONLY	13- 12	162	0- 1	255	250	202	202	17	17	
DIV. I NON-CONF.	8- 6	138	0- 0	238	319	196	196	16	16	
TOTALS	RPI 1-25	RPI 26-50	W-L RECORDS	RPI 51-100	RPI 101-150	RPI 150+				
13- 12	0- 0	0- 1	OVERALL	0- 1	2- 3	11- 7				
8- 4	0- 0	0- 0	HOME	0- 0	1- 0	7- 4				
4- 7	0- 0	0- 0	AWAY	0- 1	1- 3	3- 3				
1- 1	0- 0	0- 1	NEUTRAL	0- 0	0- 0	1- 0				
8- 6	0- 0	0- 1	NON-CONFERENCE	0- 1	2- 1	6- 3				
5- 2	0- 0	0- 0	HOME	0- 0	1- 0	4- 2				
2- 3	0- 0	0- 0	AWAY	0- 1	1- 1	1- 1				
1- 1	0- 0	0- 1	NEUTRAL	0- 0	0- 0	1- 0				
5- 6	0- 0	0- 0	CONFERENCE	0- 0	0- 2	5- 4				
3- 2	0- 0	0- 0	HOME	0- 0	0- 0	3- 2				
2- 4	0- 0	0- 0	AWAY	0- 0	0- 2	2- 2				
0- 0	0- 0	0- 0	NEUTRAL	0- 0	0- 0	0- 0				

RPI 1-25				RPI 26-50				RPI 51-100				RPI 101+				Team's RPI: 202	
RPI	S	Opponent	Score	RPI	S	Opponent	Score	RPI	S	Opponent	Score	RPI	S	Opponent	Score		
				42	N	Bucknell	58 77	83	A	Northeastern	52 53	103	A	VCU	48 52		
												114	A	Dayton	47 75		
												116	A	Towson	53 78		
												136	H	Boston U.	66 55		
												145	A	Marist	70 55		
												153	A	Davidson	70 58		
												163	H	Duquesne	69 66		
												183	H	Saint Louis	70 66		
												214	H	George Mason	52 70		
												223	H	UTRGV	74 70		
												224	H	Sacred Heart	78 61		
												226	H	North Dakota	52 59		
												228	A	Brown	90 61		
												229	H	Rhode Island	56 34		
												230	H	St. Bonaventure	63 64		
												240	A	Saint Joseph's	54 55		
												258	A	Richmond	58 62		
												277	A	Siena	59 64		
												285	A	La Salle	74 60		
												300	H	Central Conn. St.	74 59		
												301	N	Fairfield	59 49		
												315	H	Incarnate Word	71 59		
												323	H	UMass Lowell	59 62		
LAST 12 Division I GAMES:																	
				240	A	Saint Joseph's	54 55	153	A	Davidson	70 58						
				229	H	Rhode Island	56 34	214	H	George Mason	52 70						
				163	H	Duquesne	69 66	285	A	La Salle	74 60						
				258	A	Richmond	58 62	114	A	Dayton	47 75						
				103	A	VCU	48 52	183	H	Saint Louis	70 66						
				230	H	St. Bonaventure	63 64	145	A	Marist	70 55						

Non-Div I Games:

Massachusetts

■ Loss,
 ■ Non-Conf,
 ■ S Site,
 ■ H Home
 ■ A Away
 N Neutral

Average RPI Win: 268	WON-LOST	WINNING	LAST 10	STRENGTH OF	OPP. STRENGTH	TEAM	ADJ.	CONF.	ADJ CONF.
Average RPI Loss: 182	RECORD	PCT. RANK	GAMES	SCHEDULE	OF SCHEDULE	RPI	RPI	RPI	RPI
DIV. I ONLY	3- 16	329	0- 1	236	273	326	326	25	25
DIV. I NON-CONF.	0- 8	336	0- 0	90	184	308	308	23	23
TOTALS	RPI 1-25	RPI 26-50	W-L RECORDS	RPI 51-100	RPI 101-150	RPI 150+			
3- 16	0- 0	0- 2	OVERALL	0- 3	0- 1	3- 10			
2- 7	0- 0	0- 0	HOME	0- 2	0- 0	2- 5			
1- 9	0- 0	0- 2	AWAY	0- 1	0- 1	1- 5			
0- 0	0- 0	0- 0	NEUTRAL	0- 0	0- 0	0- 0			
0- 8	0- 0	0- 2	NON-CONFERENCE	0- 1	0- 1	0- 4			
0- 2	0- 0	0- 0	HOME	0- 0	0- 0	0- 2			
0- 6	0- 0	0- 2	AWAY	0- 1	0- 1	0- 2			
0- 0	0- 0	0- 0	NEUTRAL	0- 0	0- 0	0- 0			
3- 8	0- 0	0- 0	CONFERENCE	0- 2	0- 0	3- 6			
2- 5	0- 0	0- 0	HOME	0- 2	0- 0	2- 3			
1- 3	0- 0	0- 0	AWAY	0- 0	0- 0	1- 3			
0- 0	0- 0	0- 0	NEUTRAL	0- 0	0- 0	0- 0			

RPI 1-25				RPI 26-50				RPI 51-100				RPI 101+				Team's RPI: 326	
RPI	S	Opponent	Score	RPI	S	Opponent	Score	RPI	S	Opponent	Score	RPI	S	Opponent	Score		
				26	A	Texas	40 96	56	A	LSU	36 86	125	A	UAB	48 91		
				30	A	Rice	65 93	60	H	SFA	48 97	152	H	Louisiana Tech	48 89		
								66	H	Lamar University	62 64	159	A	Abilene Christian	52 109		
												179	A	Nicholls St.	69 68		
												180	H	Sam Houston St.	80 93		
												219	A	Grambling	51 75		
												251	H	Louisiana	59 70		
												287	H	Southeastern La.	62 56		
												298	A	La.-Monroe	60 69		
												315	H	Incarnate Word	66 68		
												316	A	New Orleans	76 88		
												330	A	Northwestern St.	63 82		
												330	H	Northwestern St.	73 89		
												339	H	Houston Baptist	81 71		
LAST 12 Division I GAMES:																	
				60	H	SFA	48 97	179	A	Nicholls St.	69 68						
				330	H	Northwestern St.	73 89	316	A	New Orleans	76 88						
				180	H	Sam Houston St.	80 93	159	A	Abilene Christian	52 109						
				66	H	Lamar University	62 64	330	A	Northwestern St.	63 82						
				339	H	Houston Baptist	81 71	315	H	Incarnate Word	66 68						
				287	H	Southeastern La.	62 56	152	H	Louisiana Tech	48 89						

Non-Div I Games: LSU-Alexandria 60 68 Southern-N.O. 106 54 Louisiana Col. 86 68

McNeese

Loss, Non-Conf, S Site, H Home A Away N Neutral

Average RPI Win: 225	WON-LOST	WINNING	LAST 10	STRENGTH OF	OPP. STRENGTH	TEAM	ADJ.	CONF.	ADJ CONF.
Average RPI Loss: 147	RECORD	PCT. RANK	GAMES	SCHEDULE	OF SCHEDULE	RPI	RPI	RPI	RPI
DIV. I ONLY	9- 15	243	0- 1	153	194	232	232	9	9
DIV. I NON-CONF.	5- 8	224	0- 0	228	285	281	281	9	9
TOTALS	RPI 1-25	RPI 26-50	W-L RECORDS	RPI 51-100	RPI 101-150	RPI 150+			
9- 15	0- 1	0- 0	OVERALL	0- 4	2- 3	7- 7			
6- 8	0- 1	0- 0	HOME	0- 3	1- 1	5- 3			
2- 7	0- 0	0- 0	AWAY	0- 1	1- 2	1- 4			
1- 0	0- 0	0- 0	NEUTRAL	0- 0	0- 0	1- 0			
5- 8	0- 0	0- 0	NON-CONFERENCE	0- 2	0- 1	5- 5			
4- 4	0- 0	0- 0	HOME	0- 2	0- 0	4- 2			
0- 4	0- 0	0- 0	AWAY	0- 0	0- 1	0- 3			
1- 0	0- 0	0- 0	NEUTRAL	0- 0	0- 0	1- 0			
4- 7	0- 1	0- 0	CONFERENCE	0- 2	2- 2	2- 2			
2- 4	0- 1	0- 0	HOME	0- 1	1- 1	1- 1			
2- 3	0- 0	0- 0	AWAY	0- 1	1- 1	1- 1			
0- 0	0- 0	0- 0	NEUTRAL	0- 0	0- 0	0- 0			

RPI	S	Opponent	Score	RPI	S	Opponent	Score	RPI	S	Opponent	Score	RPI	S	Opponent	Score	Team's RPI: 232
16	H	UCF	55 68					62	H	Little Rock	60 63	125	A	UAB	54 85	
								74	H	Toledo	48 58	129	H	Tulane	61 62	
								82	A	Cincinnati	56 80	146	A	South Fla.	47 40	
								82	H	Cincinnati	69 89	147	A	Tulsa	39 46	
												147	H	Tulsa	59 56	
												152	H	Louisiana Tech	50 66	
												157	N	Mercer	59 53	
												173	A	Arkansas St.	66 77	
												187	A	Coastal Caro.	71 90	
												204	A	East Carolina	59 68	
												204	H	East Carolina	58 46	
												209	A	George Washington	38 51	
												222	H	Southeast Mo. St.	69 57	
												248	A	Wichita St.	71 50	
												248	H	Wichita St.	48 57	
												270	H	Samford	53 48	
												286	H	Jackson St.	68 67	
												316	H	New Orleans	59 66	
												341	H	N.C. Central	77 56	
LAST 12 Division I GAMES:																
82	H	Cincinnati	69 89	146	A	South Fla.	47 40									
204	A	East Carolina	59 68	204	H	East Carolina	58 46									
248	H	Wichita St.	48 57	248	A	Wichita St.	71 50									
147	H	Tulsa	59 56	147	A	Tulsa	39 46									
129	H	Tulane	61 62	16	H	UCF	55 68									
82	A	Cincinnati	56 80	209	A	George Washington	38 51									

Non-Div I Games:

Memphis

Mercer

Through Games Of Feb. 13, 2019

Average RPI Win: 243	WON-LOST	WINNING	LAST 10	STRENGTH OF	OPP. STRENGTH	TEAM	ADJ.	CONF.	ADJ CONF.
Average RPI Loss: 142	RECORD	PCT. RANK	GAMES	SCHEDULE	OF SCHEDULE	RPI	RPI	RPI	RPI
DIV. I ONLY	16- 7	74	1- 0	309	154	157	157	27	27
DIV. I NON-CONF.	8- 7	160	0- 0	262	109	193	193	24	24
TOTALS	RPI 1-25	RPI 26-50	W-L RECORDS	RPI 51-100	RPI 101-150	RPI 150+			
16- 7	0- 2	0- 0	OVERALL	0- 0	2- 2	14- 3			
7- 3	0- 2	0- 0	HOME	0- 0	2- 0	5- 1			
8- 3	0- 0	0- 0	AWAY	0- 0	0- 2	8- 1			
1- 1	0- 0	0- 0	NEUTRAL	0- 0	0- 0	1- 1			
8- 7	0- 2	0- 0	NON-CONFERENCE	0- 0	1- 2	7- 3			
4- 3	0- 2	0- 0	HOME	0- 0	1- 0	3- 1			
3- 3	0- 0	0- 0	AWAY	0- 0	0- 2	3- 1			
1- 1	0- 0	0- 0	NEUTRAL	0- 0	0- 0	1- 1			
8- 0	0- 0	0- 0	CONFERENCE	0- 0	1- 0	7- 0			
3- 0	0- 0	0- 0	HOME	0- 0	1- 0	2- 0			
5- 0	0- 0	0- 0	AWAY	0- 0	0- 0	5- 0			
0- 0	0- 0	0- 0	NEUTRAL	0- 0	0- 0	0- 0			

RPI S	Opponent	Score	RPI S	Opponent	Score	RPI S	Opponent	Score	RPI S	Opponent	Score	Team's RPI: 157
15	H Florida St.	56 57							106	A Georgia	60 67	
16	H UCF	42 76							117	A Wake Forest	54 69	
									141	H Chattanooga	65 58	
									150	H Charlotte	57 40	
									197	H UNC Asheville	61 47	
									209	A George Washington	61 53	
									210	N Bowling Green	76 63	
									211	H Florida	92 82	
									221	A Furman	75 60	
									227	A Howard	85 70	
									232	N Memphis	53 59	
									244	H ETSU	64 41	
									245	A Jacksonville	66 71	
									260	H Columbia	68 72	
									270	A Samford	68 52	
									270	H Samford	76 68	
									284	A Wofford	81 79	
									290	A Ga. Southern	79 72	
									306	H Kennesaw St.	64 48	
									313	A UNC Greensboro	71 58	
									338	A Western Caro.	69 67	
LAST 12 Division I GAMES:												
270	A Samford	68 52	338	A Western Caro.	69 67							
221	A Furman	75 60	270	H Samford	76 68							
284	A Wofford	81 79	260	H Columbia	68 72							
244	H ETSU	64 41	245	A Jacksonville	66 71							
141	H Chattanooga	65 58	197	H UNC Asheville	61 47							
313	A UNC Greensboro	71 58	209	A George Washington	61 53							

Non-Div I Games:

Mercer

Loss, Non-Conf, S Site, H Home A Away N Neutral

Average RPI Win:	128	WON-LOST	WINNING	LAST 10	STRENGTH OF	OPP. STRENGTH	TEAM	ADJ.	CONF.	ADJ CONF.
Average RPI Loss:	33	RECORD	PCT. RANK	GAMES	SCHEDULE	OF SCHEDULE	RPI	RPI	RPI	RPI
DIV. I ONLY	21- 5	27	2- 1	68	2	23	23	1	1	
DIV. I NON-CONF.	12- 3	52	2- 1	140	28	50	50	1	1	
TOTALS	RPI 1-25	RPI 26-50	W-L RECORDS	RPI 51-100	RPI 101-150	RPI 150+				
21- 5	4- 2	0- 1	OVERALL	5- 2	6- 0	6- 0				
14- 2	3- 0	0- 1	HOME	4- 1	3- 0	4- 0				
5- 3	1- 2	0- 0	AWAY	1- 1	2- 0	1- 0				
2- 0	0- 0	0- 0	NEUTRAL	0- 0	1- 0	1- 0				
12- 3	1- 1	0- 1	NON-CONFERENCE	2- 1	3- 0	6- 0				
9- 1	1- 0	0- 1	HOME	2- 0	2- 0	4- 0				
1- 2	0- 1	0- 0	AWAY	0- 1	0- 0	1- 0				
2- 0	0- 0	0- 0	NEUTRAL	0- 0	1- 0	1- 0				
9- 2	3- 1	0- 0	CONFERENCE	3- 1	3- 0	0- 0				
5- 1	2- 0	0- 0	HOME	2- 1	1- 0	0- 0				
4- 1	1- 1	0- 0	AWAY	1- 0	2- 0	0- 0				
0- 0	0- 0	0- 0	NEUTRAL	0- 0	0- 0	0- 0				

RPI	S	Opponent	Score	RPI	S	Opponent	Score	RPI	S	Opponent	Score	RPI	S	Opponent	Score
1	H	Notre Dame	72 65	27	H	Central Mich.	80 90	53	A	Purdue	63 74	104	H	Boston College	76 73
8	H	Marquette	63 55					58	H	Clemson	67 76	105	H	Hartford	75 62
11	A	Iowa St.	52 75					60	H	SFA	81 60	117	A	Wake Forest	72 57
12	A	Syracuse	84 71					70	H	Virginia Tech	68 61	130	A	Pittsburgh	65 51
15	A	Florida St.	58 62					77	A	Duke	58 50	133	N	Alabama	101 74
24	H	North Carolina	76 68					94	H	Virginia	72 59	140	H	Colorado	73 58
								98	H	Nebraska	82 68	169	H	Temple	73 61
												176	N	Vanderbilt	90 65
												177	H	UMES	71 53
												316	H	New Orleans	78 38
												325	A	FIU	94 43
												349	H	Florida A&M	103 54
LAST 12 Division I GAMES:															
105	H	Hartford	75 62	15	A	Florida St.	58 62	104	H	Boston College	76 73	12	A	Syracuse	84 71
8	H	Marquette	63 55					24	H	North Carolina	76 68	77	A	Duke	58 50
11	A	Iowa St.	52 75					58	H	Clemson	67 76				
130	A	Pittsburgh	65 51												
1	H	Notre Dame	72 65												
94	H	Virginia	72 59												

Non-Div I Games:

Miami (FL)

■ Loss,
■ Non-Conf, S Site,
■ Home
■ Away
N Neutral

Average RPI Win:	186	WON-LOST	WINNING	LAST 10	STRENGTH OF	OPP. STRENGTH	TEAM	ADJ.	CONF.	ADJ CONF.
Average RPI Loss:	120	RECORD	PCT. RANK	GAMES	SCHEDULE	OF SCHEDULE	RPI	RPI	RPI	RPI
DIV. I ONLY	17- 4	26	1- 0	191	123	57	57	7	7	
DIV. I NON-CONF.	8- 2	52	0- 0	328	262	130	130	8	8	
TOTALS	RPI 1-25	RPI 26-50	W-L RECORDS	RPI 51-100	RPI 101-150	RPI 150+				
17- 4	0- 1	2- 1	OVERALL	4- 1	1- 0	10- 1				
8- 1	0- 0	0- 1	HOME	4- 0	1- 0	3- 0				
9- 3	0- 1	2- 0	AWAY	0- 1	0- 0	7- 1				
0- 0	0- 0	0- 0	NEUTRAL	0- 0	0- 0	0- 0				
8- 2	0- 1	0- 0	NON-CONFERENCE	1- 0	1- 0	6- 1				
3- 0	0- 0	0- 0	HOME	1- 0	1- 0	1- 0				
5- 2	0- 1	0- 0	AWAY	0- 0	0- 0	5- 1				
0- 0	0- 0	0- 0	NEUTRAL	0- 0	0- 0	0- 0				
9- 2	0- 0	2- 1	CONFERENCE	3- 1	0- 0	4- 0				
5- 1	0- 0	0- 1	HOME	3- 0	0- 0	2- 0				
4- 1	0- 0	2- 0	AWAY	0- 1	0- 0	2- 0				
0- 0	0- 0	0- 0	NEUTRAL	0- 0	0- 0	0- 0				

RPI 1-25				RPI 26-50				RPI 51-100				RPI 101+			
RPI	S	Opponent	Score	RPI	S	Opponent	Score	RPI	S	Opponent	Score	RPI	S	Opponent	Score
3	A	Louisville	73 95	27	A	Central Mich.	70 67	74	H	Toledo	65 64	128	H	High Point	68 55
				31	H	Buffalo	59 66	80	H	Kent St.	79 63	186	H	Ball St.	60 57
				33	A	Ohio	67 61	82	H	Cincinnati	78 65	194	H	Eastern Mich.	63 58
								96	A	Northern Ill.	71 82	203	A	Jacksonville St.	58 41
								96	H	Northern Ill.	70 45	210	A	Bowling Green	82 75
												279	A	Western Mich.	81 62
												280	A	Canisius	62 59
												293	A	Valparaiso	68 47
												327	H	Eastern Ky.	60 44
												332	A	UIC	65 56
												336	A	Detroit Mercy	78 59
												349	A	Florida A&M	56 57
LAST 12 Division I GAMES:															
				96	H	Northern Ill.	70 45	186	H	Ball St.	60 57				
				210	A	Bowling Green	82 75	27	A	Central Mich.	70 67				
				194	H	Eastern Mich.	63 58	31	H	Buffalo	59 66				
				279	A	Western Mich.	81 62	74	H	Toledo	65 64				
				33	A	Ohio	67 61	96	A	Northern Ill.	71 82				
				80	H	Kent St.	79 63	203	A	Jacksonville St.	58 41				

Non-Div I Games: Ohio Dominican 74 29

Miami (OH)

■ Loss,
■ Non-Conf, S Site,
■ Home
■ Away
N Neutral

Michigan

Through Games Of Feb. 13, 2019

Average RPI Win:	183	WON-LOST	WINNING	LAST 10	STRENGTH OF	OPP. STRENGTH	TEAM	ADJ.	CONF.	ADJ CONF.
Average RPI Loss:	31	RECORD	PCT. RANK	GAMES	SCHEDULE	OF SCHEDULE	RPI	RPI	RPI	RPI
DIV. I ONLY	16- 9	97	1- 1	74	56	55	55	4	4	
DIV. I NON-CONF.	9- 3	61	1- 1	227	141	85	85	6	6	
TOTALS	RPI 1-25	RPI 26-50	W-L RECORDS	RPI 51-100	RPI 101-150	RPI 150+				
16- 9	1- 5	1- 2	OVERALL	2- 2	4- 0	8- 0				
10- 1	1- 1	0- 0	HOME	2- 0	2- 0	5- 0				
4- 7	0- 4	0- 1	AWAY	0- 2	1- 0	3- 0				
2- 1	0- 0	1- 1	NEUTRAL	0- 0	1- 0	0- 0				
9- 3	0- 2	1- 1	NON-CONFERENCE	0- 0	1- 0	7- 0				
5- 0	0- 0	0- 0	HOME	0- 0	0- 0	5- 0				
2- 2	0- 2	0- 0	AWAY	0- 0	0- 0	2- 0				
2- 1	0- 0	1- 1	NEUTRAL	0- 0	1- 0	0- 0				
7- 6	1- 3	0- 1	CONFERENCE	2- 2	3- 0	1- 0				
5- 1	1- 1	0- 0	HOME	2- 0	2- 0	0- 0				
2- 5	0- 2	0- 1	AWAY	0- 2	1- 0	1- 0				
0- 0	0- 0	0- 0	NEUTRAL	0- 0	0- 0	0- 0				

RPI 1-25				RPI 26-50				RPI 51-100				RPI 101+			
RPI	S	Opponent	Score	RPI	S	Opponent	Score	RPI	S	Opponent	Score	RPI	S	Opponent	Score
8	A	Marquette	74 85	26	N	Texas	52 69	53	A	Purdue	70 71	107	H	Ohio St.	62 58
9	A	NC State	55 66	32	N	Missouri	70 54	90	H	Northwestern	79 78	112	H	Minnesota	76 60
10	A	Iowa	61 75	41	A	Indiana	60 70	98	A	Nebraska	56 70	134	A	Penn St.	66 62
10	H	Iowa	90 81					98	H	Nebraska	67 61	144	N	Washington	80 73
17	A	Maryland	69 83									185	H	Southern U.	76 35
20	H	Michigan St.	73 77									189	A	Wisconsin	76 70
												265	H	Mt. St. Mary's	88 40
												279	A	Western Mich.	79 42
												295	H	Morgan St.	70 47
												299	A	Oakland	85 59
												336	H	Detroit Mercy	95 62
												351	H	LIU Brooklyn	83 38
LAST 12 Division I GAMES:															
144	N	Washington	80 73	20	H	Michigan St.	73 77								
26	N	Texas	52 69	41	A	Indiana	60 70								
134	A	Penn St.	66 62	107	H	Ohio St.	62 58								
98	H	Nebraska	67 61	10	A	Iowa	61 75								
189	A	Wisconsin	76 70	17	A	Maryland	69 83								
10	H	Iowa	90 81	90	H	Northwestern	79 78								

Non-Div I Games:

Michigan

■ Loss,
 ■ Non-Conf, S Site,
 ■ Home
 ■ Away
 N Neutral

Average RPI Win: 136	WON-LOST	WINNING	LAST 10	STRENGTH OF	OPP. STRENGTH	TEAM	ADJ.	CONF.	ADJ CONF.
Average RPI Loss: 46	RECORD	PCT. RANK	GAMES	SCHEDULE	OF SCHEDULE	RPI	RPI	RPI	RPI
DIV. I ONLY	17- 6	51	1- 0	35	27	20	20	4	4
DIV. I NON-CONF.	10- 1	17	0- 0	172	47	32	32	6	6
TOTALS	RPI 1-25	RPI 26-50	W-L RECORDS	RPI 51-100	RPI 101-150	RPI 150+			
17- 6	3- 3	1- 1	OVERALL	4- 1	2- 1	7- 0			
13- 0	3- 0	1- 0	HOME	3- 0	1- 0	5- 0			
3- 5	0- 2	0- 1	AWAY	1- 1	1- 1	1- 0			
1- 1	0- 1	0- 0	NEUTRAL	0- 0	0- 0	1- 0			
10- 1	1- 1	0- 0	NON-CONFERENCE	2- 0	1- 0	6- 0			
7- 0	1- 0	0- 0	HOME	2- 0	0- 0	4- 0			
2- 0	0- 0	0- 0	AWAY	0- 0	1- 0	1- 0			
1- 1	0- 1	0- 0	NEUTRAL	0- 0	0- 0	1- 0			
7- 5	2- 2	1- 1	CONFERENCE	2- 1	1- 1	1- 0			
6- 0	2- 0	1- 0	HOME	1- 0	1- 0	1- 0			
1- 5	0- 2	0- 1	AWAY	1- 1	0- 1	0- 0			
0- 0	0- 0	0- 0	NEUTRAL	0- 0	0- 0	0- 0			

RPI	S	Opponent	Score	RPI	S	Opponent	Score	RPI	S	Opponent	Score	RPI	S	Opponent	Score
4	H	Oregon	88 82	41	A	Indiana	64 68	53	H	Purdue	74 66	105	A	Hartford	74 66
9	N	NC State	74 78	41	H	Indiana	77 61	55	A	Michigan	77 73	107	A	Ohio St.	55 65
10	A	Iowa	71 86					76	H	Wright St.	84 68	112	H	Minnesota	86 68
10	H	Iowa	84 70					90	A	Northwestern	62 70	188	H	Illinois	77 60
17	H	Maryland	77 60					94	H	Virginia	91 66	210	H	Bowling Green	99 69
19	A	Rutgers	62 76									212	H	Texas Southern	91 45
												244	H	ETSU	75 53
												294	H	Fla. Atlantic	89 74
												299	A	Oakland	102 58
												306	N	Kennesaw St.	75 51
LAST 12 Division I GAMES:															
41	H	Indiana	77 61	17	H	Maryland	77 60								
10	A	Iowa	71 86	107	A	Ohio St.	55 65								
53	H	Purdue	74 66	112	H	Minnesota	86 68								
55	A	Michigan	77 73	41	A	Indiana	64 68								
188	H	Illinois	77 60	90	A	Northwestern	62 70								
19	A	Rutgers	62 76	10	H	Iowa	84 70								

Non-Div I Games:

Michigan St.

Average RPI Win:	203	WON-LOST	WINNING	LAST 10	STRENGTH OF	OPP. STRENGTH	TEAM	ADJ.	CONF.	ADJ CONF.
Average RPI Loss:	75	RECORD	PCT. RANK	GAMES	SCHEDULE	OF SCHEDULE	RPI	RPI	RPI	RPI
DIV. I ONLY	18- 6	43	0- 1	106	174	51	51	15	15	
DIV. I NON-CONF.	9- 4	85	0- 1	71	230	47	47	18	18	
TOTALS	RPI 1-25	RPI 26-50	W-L RECORDS	RPI 51-100	RPI 101-150	RPI 150+				
18- 6	0- 1	0- 1	OVERALL	1- 2	3- 2	14- 0				
8- 2	0- 0	0- 1	HOME	0- 1	1- 0	7- 0				
8- 4	0- 1	0- 0	AWAY	1- 1	1- 2	6- 0				
2- 0	0- 0	0- 0	NEUTRAL	0- 0	1- 0	1- 0				
9- 4	0- 1	0- 0	NON-CONFERENCE	1- 1	1- 2	7- 0				
4- 1	0- 0	0- 0	HOME	0- 1	0- 0	4- 0				
3- 3	0- 1	0- 0	AWAY	1- 0	0- 2	2- 0				
2- 0	0- 0	0- 0	NEUTRAL	0- 0	1- 0	1- 0				
9- 2	0- 0	0- 1	CONFERENCE	0- 1	2- 0	7- 0				
4- 1	0- 0	0- 1	HOME	0- 0	1- 0	3- 0				
5- 1	0- 0	0- 0	AWAY	0- 1	1- 0	4- 0				
0- 0	0- 0	0- 0	NEUTRAL	0- 0	0- 0	0- 0				

RPI 1-25				RPI 26-50				RPI 51-100				Team's RPI: 51		RPI 101+			
RPI	S	Opponent	Score	RPI	S	Opponent	Score	RPI	S	Opponent	Score			RPI	S	Opponent	Score
25	A	Kentucky	55 72	30	H	Rice	47 60	68	H	Belmont	38 45			121	A	Fordham	49 61
								71	A	Old Dominion	65 70			125	H	UAB	60 44
								80	A	Troy	67 64			132	A	Tennessee Tech	64 68
														141	N	Chattanooga	58 47
														150	A	Charlotte	62 55
														152	H	Louisiana Tech	75 38
														154	H	Georgia St.	69 54
														171	H	North Texas	61 46
														176	H	Vanderbilt	65 58
														192	H	Southern Miss.	66 49
														197	H	UNC Asheville	67 46
														198	N	Dartmouth	70 58
														199	A	UNLV	66 62
														221	A	Furman	78 71
														264	A	UTEP	79 49
														294	A	Fla. Atlantic	74 55
														297	A	UTSA	72 52
														310	H	Mississippi Val.	101 51
														325	A	FIU	49 43
LAST 12 Division I GAMES:																	
121	A	Fordham	49 61	30	H	Rice	47 60	264	A	UTEP	79 49						
199	A	UNLV	66 62	297	A	UTSA	72 52	152	H	Louisiana Tech	75 38						
71	A	Old Dominion	65 70	192	H	Southern Miss.	66 49	294	A	Fla. Atlantic	74 55						
150	A	Charlotte	62 55														
125	H	UAB	60 44														
171	H	North Texas	61 46														

Non-Div I Games:

Middle Tenn.

Milwaukee

Through Games Of Feb. 13, 2019

Average RPI Win:	268	WON-LOST	WINNING	LAST 10	STRENGTH OF	OPP. STRENGTH	TEAM	ADJ.	CONF.	ADJ CONF.
Average RPI Loss:	91	RECORD	PCT. RANK	GAMES	SCHEDULE	OF SCHEDULE	RPI	RPI	RPI	RPI
DIV. I ONLY	11- 12	177	1- 0	201	148	193	193	20	20	
DIV. I NON-CONF.	5- 6	177	0- 0	143	91	172	172	17	17	
TOTALS	RPI 1-25	RPI 26-50	W-L RECORDS	RPI 51-100	RPI 101-150	RPI 150+				
11- 12	0- 2	0- 2	OVERALL	0- 4	1- 2	10- 2				
6- 6	0- 2	0- 0	HOME	0- 2	1- 1	5- 1				
4- 6	0- 0	0- 2	AWAY	0- 2	0- 1	4- 1				
1- 0	0- 0	0- 0	NEUTRAL	0- 0	0- 0	1- 0				
5- 6	0- 2	0- 2	NON-CONFERENCE	0- 0	0- 1	5- 1				
2- 3	0- 2	0- 0	HOME	0- 0	0- 0	2- 1				
2- 3	0- 0	0- 2	AWAY	0- 0	0- 1	2- 0				
1- 0	0- 0	0- 0	NEUTRAL	0- 0	0- 0	1- 0				
6- 6	0- 0	0- 0	CONFERENCE	0- 4	1- 1	5- 1				
4- 3	0- 0	0- 0	HOME	0- 2	1- 1	3- 0				
2- 3	0- 0	0- 0	AWAY	0- 2	0- 0	2- 1				
0- 0	0- 0	0- 0	NEUTRAL	0- 0	0- 0	0- 0				

RPI 1-25				RPI 26-50				RPI 51-100				RPI 101+ Team's RPI: 193			
RPI	S	Opponent	Score	RPI	S	Opponent	Score	RPI	S	Opponent	Score	RPI	S	Opponent	Score
8	H	Marquette	74 83	41	A	Indiana	66 68	67	A	Green Bay	45 59	111	A	Fresno St.	48 65
15	H	Florida St.	62 87	45	A	Saint Mary's (CA)	71 73	67	H	Green Bay	62 76	123	H	IUPUI	66 67
								76	A	Wright St.	57 61	126	H	Youngstown St.	71 68
								76	H	Wright St.	69 73	166	N	UC Riverside	56 54
												189	H	Wisconsin	57 68
												226	A	North Dakota	64 46
												260	H	Columbia	78 65
												271	H	Cleveland St.	59 53
												278	A	Northern Ky.	54 55
												278	H	Northern Ky.	59 38
												299	A	Oakland	79 52
												322	A	North Dakota St.	57 55
												332	H	UIC	72 53
												333	H	Purdue Fort Wayne	70 48
												336	A	Detroit Mercy	62 44
LAST 12 Division I GAMES:															
278	H	Northern Ky.	59 38	299	A	Oakland	79 52	271	H	Cleveland St.	59 53				
76	H	Wright St.	69 73	126	H	Youngstown St.	71 68	76	A	Wright St.	57 61				
67	A	Green Bay	45 59	278	A	Northern Ky.	54 55	67	H	Green Bay	62 76				
332	H	UIC	72 53												
123	H	IUPUI	66 67												
336	A	Detroit Mercy	62 44												

Non-Div I Games:

Milwaukee

■ Loss,
■ Non-Conf,
■ S Site,
■ H Home
■ A Away
N Neutral

Minnesota

Through Games Of Feb. 13, 2019

Average RPI Win:	190	WON-LOST	WINNING	LAST 10	STRENGTH OF	OPP. STRENGTH	TEAM	ADJ.	CONF.	ADJ CONF.
Average RPI Loss:	76	RECORD	PCT. RANK	GAMES	SCHEDULE	OF SCHEDULE	RPI	RPI	RPI	RPI
DIV. I ONLY	17- 7	71	1- 0	198	67	112	112	4	4	
DIV. I NON-CONF.	11- 0	1	0- 0	343	159	94	94	6	6	
TOTALS	RPI 1-25	RPI 26-50	W-L RECORDS	RPI 51-100	RPI 101-150	RPI 150+				
17- 7	2- 2	1- 0	OVERALL	2- 3	1- 1	11- 1				
12- 4	2- 1	0- 0	HOME	1- 1	0- 1	9- 1				
5- 3	0- 1	1- 0	AWAY	1- 2	1- 0	2- 0				
0- 0	0- 0	0- 0	NEUTRAL	0- 0	0- 0	0- 0				
11- 0	1- 0	0- 0	NON-CONFERENCE	0- 0	1- 0	9- 0				
9- 0	1- 0	0- 0	HOME	0- 0	0- 0	8- 0				
2- 0	0- 0	0- 0	AWAY	0- 0	1- 0	1- 0				
0- 0	0- 0	0- 0	NEUTRAL	0- 0	0- 0	0- 0				
6- 7	1- 2	1- 0	CONFERENCE	2- 3	0- 1	2- 1				
3- 4	1- 1	0- 0	HOME	1- 1	0- 1	1- 1				
3- 3	0- 1	1- 0	AWAY	1- 2	0- 0	1- 0				
0- 0	0- 0	0- 0	NEUTRAL	0- 0	0- 0	0- 0				

RPI 1-25				RPI 26-50				RPI 51-100				RPI 101+ Team's RPI: 112			
RPI	S	Opponent	Score	RPI	S	Opponent	Score	RPI	S	Opponent	Score	RPI	S	Opponent	Score
10	H	Iowa	63 81	41	A	Indiana	65 61	53	H	Purdue	53 64	104	A	Boston College	77 69
12	H	Syracuse	72 68					55	A	Michigan	60 76	107	H	Ohio St.	55 65
19	H	Rutgers	60 46					90	A	Northwestern	61 54	170	A	Xavier	78 53
20	A	Michigan St.	68 86					90	H	Northwestern	73 64	188	H	Illinois	62 66
								98	A	Nebraska	57 63	189	A	Wisconsin	78 50
												189	H	Wisconsin	74 56
												229	H	Rhode Island	91 71
												255	H	San Diego	53 48
												263	H	Air Force	67 50
												276	H	Cornell	65 45
												315	H	Incarnate Word	75 39
												320	H	New Hampshire	70 47
												328	H	Coppin St.	84 52
												347	H	Ark.-Pine Bluff	84 42
LAST 12 Division I GAMES:															
90	H	Northwestern	73 64	98	A	Nebraska	57 63								
41	A	Indiana	65 61	189	A	Wisconsin	78 50								
19	H	Rutgers	60 46	10	H	Iowa	63 81								
90	A	Northwestern	61 54	20	A	Michigan St.	68 86								
107	H	Ohio St.	55 65	188	H	Illinois	62 66								
53	H	Purdue	53 64	55	A	Michigan	60 76								

Non-Div I Games:

Minnesota

■ Loss,
■ Non-Conf, S Site,
■ Home
■ Away
N Neutral

Mississippi St.

Through Games Of Feb. 13, 2019

Average RPI Win:	129	WON-LOST	WINNING	LAST 10	STRENGTH OF	OPP. STRENGTH	TEAM	ADJ.	CONF.	ADJ CONF.
Average RPI Loss:	4	RECORD	PCT. RANK	GAMES	SCHEDULE	OF SCHEDULE	RPI	RPI	RPI	RPI
DIV. I ONLY	22- 1	2	1- 0	44	37	7	7	5	5	
DIV. I NON-CONF.	12- 1	11	0- 0	80	42	13	13	4	4	
TOTALS	RPI 1-25	RPI 26-50	W-L RECORDS	RPI 51-100	RPI 101-150	RPI 150+				
22- 1	3- 1	2- 0	OVERALL	6- 0	3- 0	8- 0				
12- 0	3- 0	0- 0	HOME	2- 0	1- 0	6- 0				
10- 1	0- 1	2- 0	AWAY	4- 0	2- 0	2- 0				
0- 0	0- 0	0- 0	NEUTRAL	0- 0	0- 0	0- 0				
12- 1	1- 1	1- 0	NON-CONFERENCE	3- 0	1- 0	6- 0				
7- 0	1- 0	0- 0	HOME	1- 0	0- 0	5- 0				
5- 1	0- 1	1- 0	AWAY	2- 0	1- 0	1- 0				
0- 0	0- 0	0- 0	NEUTRAL	0- 0	0- 0	0- 0				
10- 0	2- 0	1- 0	CONFERENCE	3- 0	2- 0	2- 0				
5- 0	2- 0	0- 0	HOME	1- 0	1- 0	1- 0				
5- 0	0- 0	1- 0	AWAY	2- 0	1- 0	1- 0				
0- 0	0- 0	0- 0	NEUTRAL	0- 0	0- 0	0- 0				

RPI 1-25				RPI 26-50				RPI 51-100				RPI 101+			
RPI	S	Opponent	Score	RPI	S	Opponent	Score	RPI	S	Opponent	Score	RPI	S	Opponent	Score
4	A	Oregon	74 82	26	A	Texas	67 49	56	A	LSU	68 35	106	H	Georgia	80 71
8	H	Marquette	87 82	48	A	Auburn	85 59	61	H	Tennessee	91 63	133	A	Alabama	65 49
14	H	South Carolina	89 74					62	A	Little Rock	98 63	144	A	Washington	103 56
25	H	Kentucky	86 71					66	H	Lamar University	104 53	192	A	Southern Miss.	86 42
								85	A	Arkansas	93 69	195	H	Ole Miss	80 49
								94	A	Virginia	72 44	211	A	Florida	90 42
												221	H	Furman	106 41
												222	H	Southeast Mo. St.	88 53
												251	H	Louisiana	104 36
												286	H	Jackson St.	105 38
												328	H	Coppin St.	110 38
LAST 12 Division I GAMES:															
61	H	Tennessee	91 63	48	A	Auburn	85 59								
133	A	Alabama	65 49	106	H	Georgia	80 71								
56	A	LSU	68 35	25	H	Kentucky	86 71								
195	H	Ole Miss	80 49	85	A	Arkansas	93 69								
211	A	Florida	90 42	251	H	Louisiana	104 36								
14	H	South Carolina	89 74	144	A	Washington	103 56								

Non-Div I Games:

Mississippi St.

■ Loss,
 ■ Non-Conf, S Site,
 ■ Home
 ■ Away
 N Neutral

Average RPI Win:	276	WON-LOST	WINNING	LAST 10	STRENGTH OF	OPP. STRENGTH	TEAM	ADJ.	CONF.	ADJ CONF.
Average RPI Loss:	199	RECORD	PCT. RANK	GAMES	SCHEDULE	OF SCHEDULE	RPI	RPI	RPI	RPI
DIV. I ONLY	4- 18	322	0- 1	259	329	310	310	29	29	
DIV. I NON-CONF.	1- 10	330	0- 0	96	287	271	271	27	27	
TOTALS	RPI 1-25	RPI 26-50	W-L RECORDS	RPI 51-100	RPI 101-150	RPI 150+				
4- 18	0- 0	0- 1	OVERALL	0- 2	0- 2	4- 13				
1- 4	0- 0	0- 0	HOME	0- 0	0- 1	1- 3				
3- 13	0- 0	0- 1	AWAY	0- 1	0- 1	3- 10				
0- 1	0- 0	0- 0	NEUTRAL	0- 1	0- 0	0- 0				
1- 10	0- 0	0- 1	NON-CONFERENCE	0- 2	0- 2	1- 5				
0- 1	0- 0	0- 0	HOME	0- 0	0- 1	0- 0				
1- 8	0- 0	0- 1	AWAY	0- 1	0- 1	1- 5				
0- 1	0- 0	0- 0	NEUTRAL	0- 1	0- 0	0- 0				
3- 8	0- 0	0- 0	CONFERENCE	0- 0	0- 0	3- 8				
1- 3	0- 0	0- 0	HOME	0- 0	0- 0	1- 3				
2- 5	0- 0	0- 0	AWAY	0- 0	0- 0	2- 5				
0- 0	0- 0	0- 0	NEUTRAL	0- 0	0- 0	0- 0				

RPI S	Opponent	Score	RPI S	Opponent	Score	RPI S	Opponent	Score	RPI S	Opponent	Score	Team's RPI: 310
37	A TCU	47 96	51	A Middle Tenn.	51 101	135	A UT Martin	51 110	138	H North Ala.	72 86	
			80	N Troy	54 75	173	A Arkansas St.	57 60	179	A Nicholls St.	47 72	
						185	A Southern U.	67 74	192	A Southern Miss.	60 67	
						200	H Prairie View	65 75	206	A SMU	47 62	
						212	H Texas Southern	50 68	219	A Grambling	54 52	
						250	A Alabama St.	67 73	250	H Alabama St.	64 62	
						286	A Jackson St.	56 87	288	A Austin Peay	95 89	
						298	A La.-Monroe	65 72	304	A Alabama A&M	70 78	
						304	H Alabama A&M	60 80	347	A Ark.-Pine Bluff	62 56	
						350	A Alcorn	63 73				
LAST 12 Division I GAMES:												
250	A Alabama St.	67 73	185	A Southern U.	67 74							
304	A Alabama A&M	70 78	350	A Alcorn	63 73							
219	A Grambling	54 52	250	H Alabama St.	64 62							
286	A Jackson St.	56 87	304	H Alabama A&M	60 80							
212	H Texas Southern	50 68	347	A Ark.-Pine Bluff	62 56							
200	H Prairie View	65 75	135	A UT Martin	51 110							

Non-Div I Games:

Mississippi Val.

■ Loss,
 ■ Non-Conf,
 ■ S Site,
 ■ H Home
 ■ A Away
 N Neutral

Average RPI Win:	133	WON-LOST	WINNING	LAST 10	STRENGTH OF	OPP. STRENGTH	TEAM	ADJ.	CONF.	ADJ CONF.
Average RPI Loss:	67	RECORD	PCT. RANK	GAMES	SCHEDULE	OF SCHEDULE	RPI	RPI	RPI	RPI
DIV. I ONLY	18- 7	66	1- 0	48	61	32	32	5	5	
DIV. I NON-CONF.	11- 3	56	1- 0	68	111	42	42	4	4	
TOTALS	RPI 1-25	RPI 26-50	W-L RECORDS	RPI 51-100	RPI 101-150	RPI 150+				
18- 7	1- 2	1- 1	OVERALL	6- 3	1- 0	9- 1				
11- 2	1- 0	1- 1	HOME	2- 1	1- 0	6- 0				
5- 4	0- 2	0- 0	AWAY	2- 1	0- 0	3- 1				
2- 1	0- 0	0- 0	NEUTRAL	2- 1	0- 0	0- 0				
11- 3	0- 0	0- 1	NON-CONFERENCE	4- 2	0- 0	7- 0				
5- 2	0- 0	0- 1	HOME	1- 1	0- 0	4- 0				
4- 0	0- 0	0- 0	AWAY	1- 0	0- 0	3- 0				
2- 1	0- 0	0- 0	NEUTRAL	2- 1	0- 0	0- 0				
7- 4	1- 2	1- 0	CONFERENCE	2- 1	1- 0	2- 1				
6- 0	1- 0	1- 0	HOME	1- 0	1- 0	2- 0				
1- 4	0- 2	0- 0	AWAY	1- 1	0- 0	0- 1				
0- 0	0- 0	0- 0	NEUTRAL	0- 0	0- 0	0- 0				

RPI 1-25				RPI 26-50				Team's RPI: 32				RPI 51-100				RPI 101+			
RPI	S	Opponent	Score	RPI	S	Opponent	Score	RPI	S	Opponent	Score	RPI	S	Opponent	Score	RPI	S	Opponent	Score
14	A	South Carolina	65 79	40	H	South Dakota	61 74	55	N	Michigan	54 70	106	H	Georgia	61 35				
21	H	Texas A&M	70 65	48	H	Auburn	74 65	56	A	LSU	51 61	173	H	Arkansas St.	70 50				
25	A	Kentucky	41 52					61	A	Tennessee	66 64	176	H	Vanderbilt	69 46				
								63	H	Missouri St.	65 61	182	H	Texas St.	69 50				
								64	N	Quinnipiac	65 51	183	A	Saint Louis	74 62				
								65	A	West Virginia	68 51	188	A	Illinois	67 45				
								67	H	Green Bay	49 56	195	H	Ole Miss	78 55				
								77	N	Duke	62 54	211	A	Florida	56 58				
								85	H	Arkansas	71 53	220	A	Western Ill.	89 64				
												239	H	UMKC	66 59				
												256	H	SIUE	59 36				
LAST 12 Division I GAMES:																			
77	N	Duke	62 54	25	A	Kentucky	41 52												
64	N	Quinnipiac	65 51	14	A	South Carolina	65 79												
176	H	Vanderbilt	69 46	106	H	Georgia	61 35												
21	H	Texas A&M	70 65	211	A	Florida	56 58												
56	A	LSU	51 61	85	H	Arkansas	71 53												
48	H	Auburn	74 65	61	A	Tennessee	66 64												

Non-Div I Games:

Missouri

Average RPI Win:	177	WON-LOST	WINNING	LAST 10	STRENGTH OF	OPP. STRENGTH	TEAM	ADJ.	CONF.	ADJ CONF.
Average RPI Loss:	104	RECORD	PCT. RANK	GAMES	SCHEDULE	OF SCHEDULE	RPI	RPI	RPI	RPI
DIV. I ONLY	14- 7	82	1- 0	80	116	63	63	13	13	
DIV. I NON-CONF.	4- 7	228	0- 0	58	55	160	160	15	15	
TOTALS	RPI 1-25	RPI 26-50	W-L RECORDS	RPI 51-100	RPI 101-150	RPI 150+				
14- 7	1- 1	0- 3	OVERALL	2- 0	0- 0	11- 3				
7- 2	0- 1	0- 1	HOME	1- 0	0- 0	6- 0				
5- 5	1- 0	0- 2	AWAY	1- 0	0- 0	3- 3				
2- 0	0- 0	0- 0	NEUTRAL	0- 0	0- 0	2- 0				
4- 7	0- 1	0- 3	NON-CONFERENCE	1- 0	0- 0	3- 3				
2- 2	0- 1	0- 1	HOME	1- 0	0- 0	1- 0				
0- 5	0- 0	0- 2	AWAY	0- 0	0- 0	0- 3				
2- 0	0- 0	0- 0	NEUTRAL	0- 0	0- 0	2- 0				
10- 0	1- 0	0- 0	CONFERENCE	1- 0	0- 0	8- 0				
5- 0	0- 0	0- 0	HOME	0- 0	0- 0	5- 0				
5- 0	1- 0	0- 0	AWAY	1- 0	0- 0	3- 0				
0- 0	0- 0	0- 0	NEUTRAL	0- 0	0- 0	0- 0				

RPI 1-25				RPI 26-50				RPI 51-100				Team's RPI: 63	RPI 101+			
RPI	S	Opponent	Score	RPI	S	Opponent	Score	RPI	S	Opponent	Score		RPI	S	Opponent	Score
13	H	Gonzaga	67 70	32	A	Missouri	61 65	62	H	Little Rock	48 44		152	N	Louisiana Tech	82 70
22	A	Drake	85 79	40	H	South Dakota	74 85	87	A	UNI	63 58		155	A	Bradley	68 56
				41	A	Indiana	74 98						162	A	Southern Ill.	70 58
													162	H	Southern Ill.	66 51
													171	A	North Texas	76 83
													172	H	Indiana St.	71 58
													183	A	Santa Clara	73 77
													186	H	Ball St.	74 54
													190	A	Illinois St.	59 47
													248	A	Wichita St.	60 63
													249	H	Loyola Chicago	84 49
													256	N	SIUE	68 65
													293	H	Valparaiso	108 63
													335	H	Evansville	88 66
LAST 12 Division I GAMES:																
162	A	Southern Ill.	70 58	155	A	Bradley	68 56									
87	A	UNI	63 58	162	H	Southern Ill.	66 51									
22	A	Drake	85 79	335	H	Evansville	88 66									
293	H	Valparaiso	108 63	172	H	Indiana St.	71 58									
249	H	Loyola Chicago	84 49	62	H	Little Rock	48 44									
190	A	Illinois St.	59 47	256	N	SIUE	68 65									

Non-Div I Games:

Missouri St.

■ Loss,
■ Non-Conf, S Site,
■ Home
■ Away
N Neutral

Average RPI Win:	260	WON-LOST	WINNING	LAST 10	STRENGTH OF	OPP. STRENGTH	TEAM	ADJ.	CONF.	ADJ CONF.
Average RPI Loss:	161	RECORD	PCT. RANK	GAMES	SCHEDULE	OF SCHEDULE	RPI	RPI	RPI	RPI
DIV. I ONLY	10- 13	211	1- 0	208	255	216	216	26	26	
DIV. I NON-CONF.	4- 7	228	0- 0	203	206	231	231	28	28	
TOTALS	RPI 1-25	RPI 26-50	W-L RECORDS	RPI 51-100	RPI 101-150	RPI 150+				
10- 13	0- 0	0- 1	OVERALL	0- 4	0- 1	10- 7				
5- 6	0- 0	0- 1	HOME	0- 2	0- 0	5- 3				
5- 7	0- 0	0- 0	AWAY	0- 2	0- 1	5- 4				
0- 0	0- 0	0- 0	NEUTRAL	0- 0	0- 0	0- 0				
4- 7	0- 0	0- 1	NON-CONFERENCE	0- 2	0- 0	4- 4				
2- 3	0- 0	0- 1	HOME	0- 1	0- 0	2- 1				
2- 4	0- 0	0- 0	AWAY	0- 1	0- 0	2- 3				
0- 0	0- 0	0- 0	NEUTRAL	0- 0	0- 0	0- 0				
6- 6	0- 0	0- 0	CONFERENCE	0- 2	0- 1	6- 3				
3- 3	0- 0	0- 0	HOME	0- 1	0- 0	3- 2				
3- 3	0- 0	0- 0	AWAY	0- 1	0- 1	3- 1				
0- 0	0- 0	0- 0	NEUTRAL	0- 0	0- 0	0- 0				

RPI S	Opponent	Score	RPI S	Opponent	Score	RPI S	Opponent	Score	RPI S	Opponent	Score	Team's RPI: 216
			42	H Bucknell	32 70	64	A Quinnipiac	38 67	145	A Marist	45 69	
						64	H Quinnipiac	46 58	151	A Lehigh	48 63	
						70	A Virginia Tech	49 82	178	A Rider	50 65	
						95	H Princeton	47 79	178	H Rider	43 55	
									204	A East Carolina	67 73	
									207	H Navy	68 67	
									209	A George Washington	55 51	
									224	A Sacred Heart	55 50	
									231	H Albany (NY)	64 56	
									234	H Niagara	76 54	
									277	A Siena	56 54	
									277	H Siena	68 77	
									280	H Canisius	67 61	
									301	A Fairfield	73 63	
									302	H Manhattan	71 63	
									303	H Loyola Maryland	67 75	
									321	A Lafayette	69 73	
									331	A Iona	55 38	
LAST 12 Division I GAMES:												
302	H	Manhattan	71	63	280	H	Canisius	67	61			
277	A	Siena	56	54	277	H	Siena	68	77			
178	A	Rider	50	65	145	A	Marist	45	69			
301	A	Fairfield	73	63	64	A	Quinnipiac	38	67			
64	H	Quinnipiac	46	58	178	H	Rider	43	55			
234	H	Niagara	76	54	331	A	Iona	55	38			

Non-Div I Games:

Monmouth

■ Loss,
■ Non-Conf,
■ S Site,
■ H Home
■ A Away
N Neutral

Average RPI Win:	209	WON-LOST	WINNING	LAST 10	STRENGTH OF	OPP. STRENGTH	TEAM	ADJ.	CONF.	ADJ CONF.
Average RPI Loss:	112	RECORD	PCT. RANK	GAMES	SCHEDULE	OF SCHEDULE	RPI	RPI	RPI	RPI
DIV. I ONLY	9- 11	205	1- 0	138	138	167	167	16	16	
DIV. I NON-CONF.	4- 4	162	1- 0	32	135	76	76	12	12	
TOTALS	RPI 1-25	RPI 26-50	W-L RECORDS	RPI 51-100	RPI 101-150	RPI 150+				
9- 11	0- 1	0- 1	OVERALL	3- 3	0- 4	6- 2				
5- 3	0- 0	0- 1	HOME	3- 1	0- 0	2- 1				
3- 8	0- 1	0- 0	AWAY	0- 2	0- 4	3- 1				
1- 0	0- 0	0- 0	NEUTRAL	0- 0	0- 0	1- 0				
4- 4	0- 1	0- 1	NON-CONFERENCE	2- 1	0- 1	2- 0				
2- 1	0- 0	0- 1	HOME	2- 0	0- 0	0- 0				
1- 3	0- 1	0- 0	AWAY	0- 1	0- 1	1- 0				
1- 0	0- 0	0- 0	NEUTRAL	0- 0	0- 0	1- 0				
5- 7	0- 0	0- 0	CONFERENCE	1- 2	0- 3	4- 2				
3- 2	0- 0	0- 0	HOME	1- 1	0- 0	2- 1				
2- 5	0- 0	0- 0	AWAY	0- 1	0- 3	2- 1				
0- 0	0- 0	0- 0	NEUTRAL	0- 0	0- 0	0- 0				

RPI 1-25				RPI 26-50				RPI 51-100				RPI 101+ Team's RPI: 167			
RPI	S	Opponent	Score	RPI	S	Opponent	Score	RPI	S	Opponent	Score	RPI	S	Opponent	Score
13	A	Gonzaga	52 76	40	H	South Dakota	41 64	79	A	Arizona	51 100	102	A	Idaho St.	34 50
								88	A	Idaho	68 76	137	A	Montana St.	52 74
								88	H	Idaho	82 79	139	A	Portland St.	60 78
								91	H	UC Davis	62 56	144	A	Washington	54 69
								96	H	Northern Ill.	86 70	196	A	Eastern Wash.	64 67
								100	H	Northern Colo.	62 73	196	H	Eastern Wash.	62 68
												217	N	Saint Francis (PA)	79 77
												233	A	Sacramento St.	88 86
												235	H	Northern Ariz.	78 62
												268	H	Southern Utah	79 57
												318	A	Weber St.	72 60
												337	A	Grand Canyon	69 47
LAST 12 Division I GAMES:															
217	N	Saint Francis (PA)	79 77	102	A	Idaho St.	34 50	88	H	Idaho	82 79				
91	H	UC Davis	62 56	100	H	Northern Colo.	62 73	196	H	Eastern Wash.	62 68				
196	A	Eastern Wash.	64 67	139	A	Portland St.	60 78								
88	A	Idaho	68 76	233	A	Sacramento St.	88 86								
137	A	Montana St.	52 74												
318	A	Weber St.	72 60												

Non-Div I Games: Providence (MT) 90 45

Montana

Average RPI Win:	220	WON-LOST	WINNING	LAST 10	STRENGTH OF	OPP. STRENGTH	TEAM	ADJ.	CONF.	ADJ CONF.
Average RPI Loss:	81	RECORD	PCT. RANK	GAMES	SCHEDULE	OF SCHEDULE	RPI	RPI	RPI	RPI
DIV. I ONLY	11- 11	163	1- 0	123	110	137	137	16	16	
DIV. I NON-CONF.	4- 5	190	1- 0	44	50	93	93	12	12	
TOTALS	RPI 1-25	RPI 26-50	W-L RECORDS	RPI 51-100	RPI 101-150	RPI 150+				
11- 11	0- 1	0- 3	OVERALL	1- 4	1- 2	9- 1				
5- 4	0- 0	0- 1	HOME	0- 2	0- 0	5- 1				
5- 7	0- 1	0- 2	AWAY	1- 2	0- 2	4- 0				
1- 0	0- 0	0- 0	NEUTRAL	0- 0	1- 0	0- 0				
4- 5	0- 1	0- 3	NON-CONFERENCE	0- 1	1- 0	3- 0				
2- 1	0- 0	0- 1	HOME	0- 0	0- 0	2- 0				
1- 4	0- 1	0- 2	AWAY	0- 1	0- 0	1- 0				
1- 0	0- 0	0- 0	NEUTRAL	0- 0	1- 0	0- 0				
7- 6	0- 0	0- 0	CONFERENCE	1- 3	0- 2	6- 1				
3- 3	0- 0	0- 0	HOME	0- 2	0- 0	3- 1				
4- 3	0- 0	0- 0	AWAY	1- 1	0- 2	3- 0				
0- 0	0- 0	0- 0	NEUTRAL	0- 0	0- 0	0- 0				

RPI 1-25				RPI 26-50				RPI 51-100				RPI 101+ Team's RPI: 137			
RPI	S	Opponent	Score	RPI	S	Opponent	Score	RPI	S	Opponent	Score	RPI	S	Opponent	Score
8	A	Marquette	52 100	28	H	South Dakota St.	67 88	60	A	SFA	53 60	102	A	Idaho St.	43 61
				37	A	TCU	49 71	88	A	Idaho	65 90	139	A	Portland St.	53 55
				47	A	Wyoming	58 66	88	H	Idaho	66 82	149	N	Delaware	69 60
								100	A	Northern Colo.	79 66	167	H	Montana	74 52
								100	H	Northern Colo.	73 84	182	A	Texas St.	67 59
												196	A	Eastern Wash.	61 47
												196	H	Eastern Wash.	87 89
												233	A	Sacramento St.	69 53
												235	H	Northern Ariz.	80 70
												261	H	Long Beach St.	85 62
												268	H	Southern Utah	69 64
												314	H	Omaha	59 56
												318	A	Weber St.	66 59
LAST 12 Division I GAMES:															
182	A	Texas St.	67 59	318	A	Weber St.	66 59								
88	A	Idaho	65 90	196	H	Eastern Wash.	87 89								
196	A	Eastern Wash.	61 47	100	A	Northern Colo.	79 66								
100	H	Northern Colo.	73 84	88	H	Idaho	66 82								
167	H	Montana	74 52	233	A	Sacramento St.	69 53								
102	A	Idaho St.	43 61	139	A	Portland St.	53 55								

Non-Div I Games: Carroll (MT) 64 48

Montana St.

Loss, Non-Conf, S Site, H Home A Away N Neutral

Average RPI Win:	246	WON-LOST	WINNING	LAST 10	STRENGTH OF	OPP. STRENGTH	TEAM	ADJ.	CONF.	ADJ CONF.
Average RPI Loss:	132	RECORD	PCT. RANK	GAMES	SCHEDULE	OF SCHEDULE	RPI	RPI	RPI	RPI
DIV. I ONLY	16- 7	74	0- 1	207	280	120	120	22	22	
DIV. I NON-CONF.	7- 4	108	0- 0	242	282	147	147	21	21	
TOTALS	RPI 1-25	RPI 26-50	W-L RECORDS	RPI 51-100	RPI 101-150	RPI 150+				
16- 7	0- 2	0- 0	OVERALL	1- 2	2- 0	13- 3				
9- 2	0- 0	0- 0	HOME	0- 1	2- 0	7- 1				
7- 5	0- 2	0- 0	AWAY	1- 1	0- 0	6- 2				
0- 0	0- 0	0- 0	NEUTRAL	0- 0	0- 0	0- 0				
7- 4	0- 2	0- 0	NON-CONFERENCE	1- 0	0- 0	6- 2				
4- 1	0- 0	0- 0	HOME	0- 0	0- 0	4- 1				
3- 3	0- 2	0- 0	AWAY	1- 0	0- 0	2- 1				
0- 0	0- 0	0- 0	NEUTRAL	0- 0	0- 0	0- 0				
9- 3	0- 0	0- 0	CONFERENCE	0- 2	2- 0	7- 1				
5- 1	0- 0	0- 0	HOME	0- 1	2- 0	3- 0				
4- 2	0- 0	0- 0	AWAY	0- 1	0- 0	4- 1				
0- 0	0- 0	0- 0	NEUTRAL	0- 0	0- 0	0- 0				

RPI 1-25				RPI 26-50				RPI 51-100				RPI 101+ Team's RPI: 120			
RPI	S	Opponent	Score	RPI	S	Opponent	Score	RPI	S	Opponent	Score	RPI	S	Opponent	Score
2	A	Baylor	58 96					68	A	Belmont	50 77	132	H	Tennessee Tech	77 56
25	A	Kentucky	57 87					68	H	Belmont	57 77	135	H	UT Martin	85 75
								93	A	Radford	79 72	203	H	Jacksonville St.	66 55
												217	A	Saint Francis (PA)	83 89
												218	A	N.C. A&T	72 67
												222	H	Southeast Mo. St.	82 54
												247	A	Gardner-Webb	84 69
												256	A	SIUE	73 67
												259	H	St. Francis Brooklyn	94 101
												272	A	Eastern Ill.	67 57
												282	A	Murray St.	83 61
												288	A	Austin Peay	80 81
												289	A	Tennessee St.	85 62
												289	H	Tennessee St.	71 55
												293	H	Valparaiso	68 62
												324	H	Lipscomb	79 44
												335	H	Evansville	85 63
												348	H	Chicago St.	104 68
LAST 12 Division I GAMES:															
68	H	Belmont	57 77	135	H	UT Martin	85 75								
289	H	Tennessee St.	71 55	222	H	Southeast Mo. St.	82 54								
272	A	Eastern Ill.	67 57	289	A	Tennessee St.	85 62								
256	A	SIUE	73 67	68	A	Belmont	50 77								
203	H	Jacksonville St.	66 55	288	A	Austin Peay	80 81								
132	H	Tennessee Tech	77 56	282	A	Murray St.	83 61								

Non-Div I Games: Alice Lloyd 121 56 Ky. Christian 119 28

Morehead St.

Loss, Non-Conf, S Site, H Home A Away N Neutral

Average RPI Win:	328	WON-LOST	WINNING	LAST 10	STRENGTH OF	OPP. STRENGTH	TEAM	ADJ.	CONF.	ADJ CONF.
Average RPI Loss:	182	RECORD	PCT. RANK	GAMES	SCHEDULE	OF SCHEDULE	RPI	RPI	RPI	RPI
DIV. I ONLY	7- 16	274	0- 1	277	345	295	295	32	32	
DIV. I NON-CONF.	1- 11	335	0- 1	162	225	320	320	32	32	
TOTALS	RPI 1-25	RPI 26-50	W-L RECORDS	RPI 51-100	RPI 101-150	RPI 150+				
7- 16	0- 1	0- 0	OVERALL	0- 3	0- 3	7- 9				
4- 4	0- 0	0- 0	HOME	0- 0	0- 0	4- 4				
3- 9	0- 0	0- 0	AWAY	0- 3	0- 2	3- 4				
0- 3	0- 1	0- 0	NEUTRAL	0- 0	0- 1	0- 1				
1- 11	0- 1	0- 0	NON-CONFERENCE	0- 3	0- 3	1- 4				
1- 2	0- 0	0- 0	HOME	0- 0	0- 0	1- 2				
0- 6	0- 0	0- 0	AWAY	0- 3	0- 2	0- 1				
0- 3	0- 1	0- 0	NEUTRAL	0- 0	0- 1	0- 1				
6- 5	0- 0	0- 0	CONFERENCE	0- 0	0- 0	6- 5				
3- 2	0- 0	0- 0	HOME	0- 0	0- 0	3- 2				
3- 3	0- 0	0- 0	AWAY	0- 0	0- 0	3- 3				
0- 0	0- 0	0- 0	NEUTRAL	0- 0	0- 0	0- 0				

RPI S	Opponent	Score	RPI S	Opponent	Score	RPI S	Opponent	Score	RPI S	Opponent	Score	Team's RPI: 295
17 N	Maryland	44 68				55 A	Michigan	47 70	105 A	Hartford	59 80	
						60 A	SFA	42 69	106 N	Georgia	33 60	
						65 A	West Virginia	37 72	127 A	Western Ky.	43 90	
									177 H	UMES	68 73	
									218 A	N.C. A&T	29 62	
									227 A	Howard	56 79	
									234 N	Niagara	57 67	
									238 H	Bethune-Cookman	69 73	
									300 H	Central Conn. St.	36 60	
									305 A	South Carolina St.	63 61	
									305 H	South Carolina St.	62 51	
									309 H	UMBC	68 73	
									323 H	UMass Lowell	61 49	
									325 A	FIU	50 59	
									328 A	Coppin St.	74 57	
									341 A	N.C. Central	65 62	
									345 A	Savannah St.	35 53	
									345 H	Savannah St.	63 47	
									349 H	Florida A&M	75 71	
LAST 12 Division I GAMES:												
234 N	Niagara	57 67	341 A	N.C. Central	65 62							
345 A	Savannah St.	35 53	218 A	N.C. A&T	29 62							
305 A	South Carolina St.	63 61	227 A	Howard	56 79							
328 A	Coppin St.	74 57	305 H	South Carolina St.	62 51							
349 H	Florida A&M	75 71	345 H	Savannah St.	63 47							
238 H	Bethune-Cookman	69 73	177 H	UMES	68 73							

Non-Div I Games: Lincoln (PA) 46 51 Washington Adventis60 43

Morgan St.

Loss, Non-Conf, S Site, H Home A Away N Neutral

Average RPI Win:	258	WON-LOST	WINNING	LAST 10	STRENGTH OF	OPP. STRENGTH	TEAM	ADJ.	CONF.	ADJ CONF.
Average RPI Loss:	207	RECORD	PCT. RANK	GAMES	SCHEDULE	OF SCHEDULE	RPI	RPI	RPI	RPI
DIV. I ONLY	9- 12	216	0- 1	308	331	265	265	31	31	
DIV. I NON-CONF.	5- 5	162	0- 0	158	249	141	141	31	31	
TOTALS	RPI 1-25	RPI 26-50	W-L RECORDS	RPI 51-100	RPI 101-150	RPI 150+				
9- 12	0- 0	0- 0	OVERALL	1- 2	1- 0	7- 10				
5- 3	0- 0	0- 0	HOME	1- 0	1- 0	3- 3				
4- 9	0- 0	0- 0	AWAY	0- 2	0- 0	4- 7				
0- 0	0- 0	0- 0	NEUTRAL	0- 0	0- 0	0- 0				
5- 5	0- 0	0- 0	NON-CONFERENCE	1- 2	1- 0	3- 3				
2- 1	0- 0	0- 0	HOME	1- 0	1- 0	0- 1				
3- 4	0- 0	0- 0	AWAY	0- 2	0- 0	3- 2				
0- 0	0- 0	0- 0	NEUTRAL	0- 0	0- 0	0- 0				
4- 7	0- 0	0- 0	CONFERENCE	0- 0	0- 0	4- 7				
3- 2	0- 0	0- 0	HOME	0- 0	0- 0	3- 2				
1- 5	0- 0	0- 0	AWAY	0- 0	0- 0	1- 5				
0- 0	0- 0	0- 0	NEUTRAL	0- 0	0- 0	0- 0				

RPI 1-25			RPI 26-50			RPI 51-100			RPI 101+ Team's RPI: 265		
RPI	S	Opponent	Score	RPI	S	Opponent	Score	RPI	S	Opponent	Score
								116	H	Towson	87 78
						55 A Michigan	40 88	163	A	Duquesne	64 73
						70 A Virginia Tech	51 83	177	H	UMES	73 86
						93 H Radford	89 77	178	A	Rider	67 85
								215	A	Robert Morris	58 70
								217	A	Saint Francis (PA)	66 68
								217	H	Saint Francis (PA)	72 83
								224	A	Sacred Heart	41 76
								247	A	Gardner-Webb	69 62
								259	H	St. Francis Brooklyn	78 75
								300	H	Central Conn. St.	84 53
								303	A	Loyola Maryland	77 67
								307	H	Bryant	68 73
								308	A	Wagner	76 92
								309	A	UMBC	65 52
								344	A	Fairleigh Dickinson	63 47
								351	A	LIU Brooklyn	61 71
								351	H	LIU Brooklyn	61 45
LAST 12 Division I GAMES:											
351	A	LIU Brooklyn	61 71	308	A	Wagner	76 92				
224	A	Sacred Heart	41 76	300	H	Central Conn. St.	84 53				
217	H	Saint Francis (PA)	72 83	307	H	Bryant	68 73				
259	H	St. Francis Brooklyn	78 75	217	A	Saint Francis (PA)	66 68				
351	H	LIU Brooklyn	61 45	215	A	Robert Morris	58 70				
344	A	Fairleigh Dickinson	63 47	93	H	Radford	89 77				

Non-Div I Games: Washington Col. 74 50

Mt. St. Mary's

■ Loss,
 ■ Non-Conf,
 ■ S Site,
 ■ H Home
 ■ A Away
 N Neutral

Average RPI Win:	277	WON-LOST	WINNING	LAST 10	STRENGTH OF	OPP. STRENGTH	TEAM	ADJ.	CONF.	ADJ CONF.
Average RPI Loss:	159	RECORD	PCT. RANK	GAMES	SCHEDULE	OF SCHEDULE	RPI	RPI	RPI	RPI
DIV. I ONLY	7- 14	259	1- 0	256	218	282	282	22	22	
DIV. I NON-CONF.	2- 7	288	0- 0	250	139	313	313	21	21	
TOTALS	RPI 1-25	RPI 26-50	W-L RECORDS	RPI 51-100	RPI 101-150	RPI 150+				
7- 14	0- 1	0- 1	OVERALL	0- 2	0- 3	7- 7				
5- 5	0- 0	0- 0	HOME	0- 1	0- 1	5- 3				
2- 9	0- 1	0- 1	AWAY	0- 1	0- 2	2- 4				
0- 0	0- 0	0- 0	NEUTRAL	0- 0	0- 0	0- 0				
2- 7	0- 1	0- 1	NON-CONFERENCE	0- 1	0- 0	2- 4				
2- 2	0- 0	0- 0	HOME	0- 0	0- 0	2- 2				
0- 5	0- 1	0- 1	AWAY	0- 1	0- 0	0- 2				
0- 0	0- 0	0- 0	NEUTRAL	0- 0	0- 0	0- 0				
5- 7	0- 0	0- 0	CONFERENCE	0- 1	0- 3	5- 3				
3- 3	0- 0	0- 0	HOME	0- 1	0- 1	3- 1				
2- 4	0- 0	0- 0	AWAY	0- 0	0- 2	2- 2				
0- 0	0- 0	0- 0	NEUTRAL	0- 0	0- 0	0- 0				

RPI 1-25				RPI 26-50				RPI 51-100				RPI 101+ Team's RPI: 282			
RPI	S	Opponent	Score	RPI	S	Opponent	Score	RPI	S	Opponent	Score	RPI	S	Opponent	Score
25	A	Kentucky	49 88	46	A	Butler	65 86	61	A	Tennessee	77 98	120	H	Morehead St.	61 83
								68	H	Belmont	58 65	132	A	Tennessee Tech	65 74
												135	A	UT Martin	67 75
												162	H	Southern Ill.	59 65
												173	A	Arkansas St.	63 74
												188	A	Illinois	52 84
												203	A	Jacksonville St.	64 59
												222	A	Southeast Mo. St.	64 59
												256	A	SIUE	54 71
												256	H	SIUE	81 75
												272	A	Eastern Ill.	67 75
												272	H	Eastern Ill.	60 51
												289	H	Tennessee St.	61 65
												304	H	Alabama A&M	53 59
												324	H	Lipscomb	97 61
												327	H	Eastern Ky.	81 63
												335	H	Evansville	81 53
LAST 12 Division I GAMES:															
256	H	SIUE	81 75	256	A	SIUE	54 71								
272	H	Eastern Ill.	60 51	272	A	Eastern Ill.	67 75								
132	A	Tennessee Tech	65 74	222	A	Southeast Mo. St.	64 59								
203	A	Jacksonville St.	64 59	135	A	UT Martin	67 75								
289	H	Tennessee St.	61 65	327	H	Eastern Ky.	81 63								
68	H	Belmont	58 65	120	H	Morehead St.	61 83								

Non-Div I Games: Oakland City 113 55 Bethel (TN) 86 50

Murray St.

Loss, Non-Conf, S Site, H Home A Away N Neutral

Average RPI Win:	295	WON-LOST	WINNING	LAST 10	STRENGTH OF	OPP. STRENGTH	TEAM	ADJ.	CONF.	ADJ CONF.
Average RPI Loss:	139	RECORD	PCT. RANK	GAMES	SCHEDULE	OF SCHEDULE	RPI	RPI	RPI	RPI
DIV. I ONLY	12- 9	131	0- 1	335	279	218	218	32	32	
DIV. I NON-CONF.	2- 9	297	0- 1	265	127	288	288	32	32	
TOTALS	RPI 1-25	RPI 26-50	W-L RECORDS	RPI 51-100	RPI 101-150	RPI 150+				
12- 9	0- 0	0- 0	OVERALL	0- 3	0- 3	12- 3				
4- 3	0- 0	0- 0	HOME	0- 0	0- 3	4- 0				
8- 4	0- 0	0- 0	AWAY	0- 1	0- 0	8- 3				
0- 2	0- 0	0- 0	NEUTRAL	0- 2	0- 0	0- 0				
2- 9	0- 0	0- 0	NON-CONFERENCE	0- 3	0- 3	2- 3				
0- 3	0- 0	0- 0	HOME	0- 0	0- 3	0- 0				
2- 4	0- 0	0- 0	AWAY	0- 1	0- 0	2- 3				
0- 2	0- 0	0- 0	NEUTRAL	0- 2	0- 0	0- 0				
10- 0	0- 0	0- 0	CONFERENCE	0- 0	0- 0	10- 0				
4- 0	0- 0	0- 0	HOME	0- 0	0- 0	4- 0				
6- 0	0- 0	0- 0	AWAY	0- 0	0- 0	6- 0				
0- 0	0- 0	0- 0	NEUTRAL	0- 0	0- 0	0- 0				

RPI 1-25			RPI 26-50			RPI 51-100			RPI 101+			Team's RPI: 218
RPI	S	Opponent	Score	RPI	S	Opponent	Score	RPI	S	Opponent	Score	
						72 N Maine	52 58	103 H VCU			48 54	
						75 N Yale	49 59	120 H Morehead St.			67 72	
						94 A Virginia	57 67	142 H Akron			36 49	
								177 A UMES			51 49	
								177 H UMES			70 58	
								191 A Elon			64 73	
								207 A Navy			49 72	
								238 A Bethune-Cookman			72 48	
								244 A ETSU			56 61	
								294 A Fla. Atlantic			67 65	
								295 H Morgan St.			62 29	
								305 A South Carolina St.			58 44	
								328 H Coppin St.			66 42	
								338 A Western Caro.			69 51	
								341 A N.C. Central			52 49	
								346 A Delaware St.			67 47	
								346 H Delaware St.			72 49	
								349 A Florida A&M			56 48	
LAST 12 Division I GAMES:												
						75 N Yale	49 59	328 H Coppin St.			66 42	
						177 H UMES	70 58	295 H Morgan St.			62 29	
						346 H Delaware St.	72 49	177 A UMES			51 49	
						238 A Bethune-Cookman	72 48	346 A Delaware St.			67 47	
						349 A Florida A&M	56 48	305 A South Carolina St.			58 44	
						341 A N.C. Central	52 49	294 A Fla. Atlantic			67 65	

Non-Div I Games: Winston-Salem 60 56 Johnson C. Smith 50 53

N.C. A&T

Loss, Non-Conf, S Site, H Home A Away N Neutral

N.C. Central

Through Games Of Feb. 13, 2019

Average RPI Win:	328	WON-LOST	WINNING	LAST 10	STRENGTH OF	OPP. STRENGTH	TEAM	ADJ.	CONF.	ADJ CONF.
Average RPI Loss:	213	RECORD	PCT. RANK	GAMES	SCHEDULE	OF SCHEDULE	RPI	RPI	RPI	RPI
DIV. I ONLY	6- 17	296	1- 0	346	335	341	341	32	32	
DIV. I NON-CONF.	2- 10	311	0- 0	287	295	341	341	32	32	
TOTALS	RPI 1-25	RPI 26-50	W-L RECORDS	RPI 51-100	RPI 101-150	RPI 150+				
6- 17	0- 1	0- 0	OVERALL	0- 0	0- 2	6- 14				
4- 8	0- 0	0- 0	HOME	0- 0	0- 1	4- 7				
2- 8	0- 1	0- 0	AWAY	0- 0	0- 1	2- 6				
0- 1	0- 0	0- 0	NEUTRAL	0- 0	0- 0	0- 1				
2- 10	0- 1	0- 0	NON-CONFERENCE	0- 0	0- 2	2- 7				
2- 4	0- 0	0- 0	HOME	0- 0	0- 1	2- 3				
0- 5	0- 1	0- 0	AWAY	0- 0	0- 1	0- 3				
0- 1	0- 0	0- 0	NEUTRAL	0- 0	0- 0	0- 1				
4- 7	0- 0	0- 0	CONFERENCE	0- 0	0- 0	4- 7				
2- 4	0- 0	0- 0	HOME	0- 0	0- 0	2- 4				
2- 3	0- 0	0- 0	AWAY	0- 0	0- 0	2- 3				
0- 0	0- 0	0- 0	NEUTRAL	0- 0	0- 0	0- 0				

RPI 1-25				RPI 26-50				RPI 51-100				RPI 101+ Team's RPI: 341			
RPI	S	Opponent	Score	RPI	S	Opponent	Score	RPI	S	Opponent	Score	RPI	S	Opponent	Score
10	A	Iowa	39 106									107	H	UNCW	82 89
												128	A	High Point	69 80
												154	A	Georgia St.	54 65
												177	A	UMES	49 59
												177	H	UMES	61 69
												187	H	Coastal Caro.	66 89
												191	H	Elon	54 83
												218	H	N.C. A&T	49 52
												232	A	Memphis	56 77
												238	A	Bethune-Cookman	54 72
												238	H	Bethune-Cookman	50 67
												273	A	Winthrop	41 66
												284	H	Wofford	66 59
												295	H	Morgan St.	62 65
												306	N	Kennesaw St.	54 78
												313	H	UNC Greensboro	66 57
												328	H	Coppin St.	62 57
												343	H	USC Upstate	63 82
												345	A	Savannah St.	71 67
												346	A	Delaware St.	61 71
												346	H	Delaware St.	65 64
												349	A	Florida A&M	64 57
LAST 12 Division I GAMES:															
346	H	Delaware St.	65 64	295	H	Morgan St.	62 65								
177	H	UMES	61 69	328	H	Coppin St.	62 57								
349	A	Florida A&M	64 57	346	A	Delaware St.	61 71								
238	A	Bethune-Cookman	54 72	177	A	UMES	49 59								
345	A	Savannah St.	71 67	238	H	Bethune-Cookman	50 67								
218	H	N.C. A&T	49 52	232	A	Memphis	56 77								

Non-Div I Games: Wilberforce 55 49

N.C. Central

Loss, Non-Conf, S Site, H Home A Away N Neutral

N
C
S
t
a
t
e

NC State				Through Games Of Feb. 13, 2019						
Average RPI Win:	96	WON-LOST	WINNING	LAST 10	STRENGTH OF	OPP. STRENGTH	TEAM	ADJ.	CONF.	ADJ CONF.
Average RPI Loss:	20	RECORD	PCT. RANK	GAMES	SCHEDULE	OF SCHEDULE	RPI	RPI	RPI	RPI
DIV. I ONLY	22- 2	5	1- 0	30	5	9	9	1	1	
DIV. I NON-CONF.	13- 0	1	0- 0	35	31	6	6	1	1	
TOTALS	RPI 1-25	RPI 26-50	W-L RECORDS	RPI 51-100	RPI 101-150	RPI 150+				
22- 2	2- 2	1- 0	OVERALL	11- 0	4- 0	4- 0				
13- 1	0- 1	0- 0	HOME	9- 0	1- 0	3- 0				
7- 1	1- 1	1- 0	AWAY	2- 0	3- 0	0- 0				
2- 0	1- 0	0- 0	NEUTRAL	0- 0	0- 0	1- 0				
13- 0	1- 0	0- 0	NON-CONFERENCE	7- 0	1- 0	4- 0				
9- 0	0- 0	0- 0	HOME	6- 0	0- 0	3- 0				
2- 0	0- 0	0- 0	AWAY	1- 0	1- 0	0- 0				
2- 0	1- 0	0- 0	NEUTRAL	0- 0	0- 0	1- 0				
9- 2	1- 2	1- 0	CONFERENCE	4- 0	3- 0	0- 0				
4- 1	0- 1	0- 0	HOME	3- 0	1- 0	0- 0				
5- 1	1- 1	1- 0	AWAY	1- 0	2- 0	0- 0				
0- 0	0- 0	0- 0	NEUTRAL	0- 0	0- 0	0- 0				
RPI 1-25 Team's RPI: 9				RPI 26-50		RPI 51-100		RPI 101+		
RPI S	Opponent	Score	RPI S	Opponent	Score	RPI S	Opponent	Score	RPI S	Opponent
12 A	Syracuse	77 73	44 A	Georgia Tech	68 60	55 H	Michigan	66 55	104 A	Boston College
15 A	Florida St.	70 75				58 H	Clemson	54 51	117 A	Wake Forest
20 N	Michigan St.	78 74				68 H	Belmont	77 62	130 H	Pittsburgh
24 H	North Carolina	51 64				70 H	Virginia Tech	70 61	141 A	Chattanooga
						71 H	Old Dominion	85 56	153 H	Davidson
						72 H	Maine	84 46	176 H	Vanderbilt
						77 H	Duke	63 51	181 H	Hampton
						80 H	Kent St.	78 61	209 N	George Washington
						92 A	Georgetown	76 65		
						93 H	Radford	75 58		
						94 A	Virginia	66 38		
LAST 12 Division I GAMES:										
12 A	Syracuse	77 73	70 H	Virginia Tech	70 61					
15 A	Florida St.	70 75	94 A	Virginia	66 38					
24 H	North Carolina	51 64	130 H	Pittsburgh	63 34					
117 A	Wake Forest	59 50	104 A	Boston College	85 69					
44 A	Georgia Tech	68 60	77 H	Duke	63 51					
58 H	Clemson	54 51	153 H	Davidson	75 45					

Non-Div I Games:

NC State

N
C
S
t
a
t
e

Average RPI Win: 315	WON-LOST	WINNING	LAST 10	STRENGTH OF	OPP. STRENGTH	TEAM	ADJ.	CONF.	ADJ CONF.
Average RPI Loss: 184	RECORD	PCT. RANK	GAMES	SCHEDULE	OF SCHEDULE	RPI	RPI	RPI	RPI
DIV. I ONLY	5- 18	311	0- 1	242	316	311	311	24	24
DIV. I NON-CONF.	3- 10	278	0- 0	285	336	314	314	26	26
TOTALS	RPI 1-25	RPI 26-50	W-L RECORDS	RPI 51-100	RPI 101-150	RPI 150+			
5- 18	0- 0	0- 0	OVERALL	0- 5	0- 3	5- 10			
3- 7	0- 0	0- 0	HOME	0- 2	0- 2	3- 3			
2- 11	0- 0	0- 0	AWAY	0- 3	0- 1	2- 7			
0- 0	0- 0	0- 0	NEUTRAL	0- 0	0- 0	0- 0			
3- 10	0- 0	0- 0	NON-CONFERENCE	0- 3	0- 1	3- 6			
1- 4	0- 0	0- 0	HOME	0- 1	0- 1	1- 2			
2- 6	0- 0	0- 0	AWAY	0- 2	0- 0	2- 4			
0- 0	0- 0	0- 0	NEUTRAL	0- 0	0- 0	0- 0			
2- 8	0- 0	0- 0	CONFERENCE	0- 2	0- 2	2- 4			
2- 3	0- 0	0- 0	HOME	0- 1	0- 1	2- 1			
0- 5	0- 0	0- 0	AWAY	0- 1	0- 1	0- 3			
0- 0	0- 0	0- 0	NEUTRAL	0- 0	0- 0	0- 0			

RPI S	Opponent	Score	RPI S	Opponent	Score	RPI S	Opponent	Score	RPI S	Opponent	Score	Team's RPI: 311
						65	A West Virginia	50 95	105	H Hartford	53 84	
						69	A Penn	42 85	138	A North Ala.	60 72	
						73	A FGCU	42 61	138	H North Ala.	54 77	
						73	H FGCU	35 67	178	A Rider	46 67	
						80	H Kent St.	40 57	208	A Stetson	48 74	
									222	H Southeast Mo. St.	58 68	
									227	A Howard	57 77	
									243	A Liberty	47 58	
									245	H Jacksonville	56 61	
									254	A Colgate	71 53	
									266	H Vermont	63 71	
									306	A Kennesaw St.	47 70	
									306	H Kennesaw St.	66 60	
									324	H Lipscomb	80 67	
									329	A Saint Peter's	57 70	
									338	H Western Caro.	79 71	
									344	A Fairleigh Dickinson	43 64	
									351	A LIU Brooklyn	72 51	
LAST 12 Division I GAMES:												
73	A FGCU	42 61	245	H Jacksonville	56 61							
306	A Kennesaw St.	47 70	324	H Lipscomb	80 67							
243	A Liberty	47 58	138	A North Ala.	60 72							
73	H FGCU	35 67	306	H Kennesaw St.	66 60							
138	H North Ala.	54 77	105	H Hartford	53 84							
208	A Stetson	48 74	80	H Kent St.	40 57							

Non-Div I Games:

NJIT

■ Loss,
 ■ Non-Conf,
 ■ S Site,
 ■ H Home
 ■ A Away
 N Neutral

Average RPI Win: 239	WON-LOST	WINNING	LAST 10	STRENGTH OF	OPP. STRENGTH	TEAM	ADJ.	CONF.	ADJ CONF.
Average RPI Loss: 172	RECORD	PCT. RANK	GAMES	SCHEDULE	OF SCHEDULE	RPI	RPI	RPI	RPI
DIV. I ONLY	8- 13	239	0- 1	134	300	207	207	18	18
DIV. I NON-CONF.	4- 5	190	0- 0	129	328	181	181	22	22
TOTALS	RPI 1-25	RPI 26-50	W-L RECORDS	RPI 51-100	RPI 101-150	RPI 150+			
8- 13	0- 0	0- 1	OVERALL	0- 2	0- 3	8- 7			
4- 6	0- 0	0- 1	HOME	0- 2	0- 2	4- 1			
4- 7	0- 0	0- 0	AWAY	0- 0	0- 1	4- 6			
0- 0	0- 0	0- 0	NEUTRAL	0- 0	0- 0	0- 0			
4- 5	0- 0	0- 0	NON-CONFERENCE	0- 1	0- 2	4- 2			
2- 2	0- 0	0- 0	HOME	0- 1	0- 1	2- 0			
2- 3	0- 0	0- 0	AWAY	0- 0	0- 1	2- 2			
0- 0	0- 0	0- 0	NEUTRAL	0- 0	0- 0	0- 0			
4- 8	0- 0	0- 1	CONFERENCE	0- 1	0- 1	4- 5			
2- 4	0- 0	0- 1	HOME	0- 1	0- 1	2- 1			
2- 4	0- 0	0- 0	AWAY	0- 0	0- 0	2- 4			
0- 0	0- 0	0- 0	NEUTRAL	0- 0	0- 0	0- 0			

RPI S	Opponent	Score	RPI S	Opponent	Score	RPI S	Opponent	Score	RPI S	Opponent	Score	Team's RPI: 207
			42	H Bucknell	43 77	69	H Penn	61 65	136	H Boston U.	35 49	
						97	H American	45 58	140	A Colorado	43 59	
									145	H Marist	48 72	
									151	A Lehigh	55 66	
									151	H Lehigh	38 56	
									178	A Rider	66 60	
									205	A Holy Cross	44 47	
									205	H Holy Cross	54 47	
									216	A Monmouth	67 68	
									218	H N.C. A&T	72 49	
									240	H Saint Joseph's	49 48	
									254	A Colgate	62 49	
									254	H Colgate	67 52	
									263	A Air Force	54 47	
									269	A Norfolk St.	58 65	
									291	A Army West Point	52 55	
									303	A Loyola Maryland	58 46	
									321	A Lafayette	42 55	
LAST 12 Division I GAMES:												
205	A	Holy Cross	44	47	291	A	Army West Point	52	55			
254	H	Colgate	67	52	205	H	Holy Cross	54	47			
151	A	Lehigh	55	66	254	A	Colgate	62	49			
42	H	Bucknell	43	77	97	H	American	45	58			
136	H	Boston U.	35	49	151	H	Lehigh	38	56			
321	A	Lafayette	42	55	303	A	Loyola Maryland	58	46			

Non-Div I Games: Catholic 81 36

Navy

Nebraska

Through Games Of Feb. 13, 2019

Average RPI Win:	148	WON-LOST	WINNING	LAST 10	STRENGTH OF	OPP. STRENGTH	TEAM	ADJ.	CONF.	ADJ CONF.
Average RPI Loss:	61	RECORD	PCT. RANK	GAMES	SCHEDULE	OF SCHEDULE	RPI	RPI	RPI	RPI
DIV. I ONLY	11- 13	189	1- 0	28	38	98	98	4	4	
DIV. I NON-CONF.	5- 6	177	0- 0	101	35	149	149	6	6	
TOTALS	RPI 1-25	RPI 26-50	W-L RECORDS	RPI 51-100	RPI 101-150	RPI 150+				
11- 13	0- 6	0- 1	OVERALL	4- 3	3- 2	4- 1				
7- 5	0- 3	0- 1	HOME	2- 1	2- 0	3- 0				
3- 8	0- 3	0- 0	AWAY	1- 2	1- 2	1- 1				
1- 0	0- 0	0- 0	NEUTRAL	1- 0	0- 0	0- 0				
5- 6	0- 3	0- 0	NON-CONFERENCE	1- 1	1- 2	3- 0				
4- 1	0- 1	0- 0	HOME	0- 0	1- 0	3- 0				
0- 5	0- 2	0- 0	AWAY	0- 1	0- 2	0- 0				
1- 0	0- 0	0- 0	NEUTRAL	1- 0	0- 0	0- 0				
6- 7	0- 3	0- 1	CONFERENCE	3- 2	2- 0	1- 1				
3- 4	0- 2	0- 1	HOME	2- 1	1- 0	0- 0				
3- 3	0- 1	0- 0	AWAY	1- 1	1- 0	1- 1				
0- 0	0- 0	0- 0	NEUTRAL	0- 0	0- 0	0- 0				

RPI	S	Opponent	Score	RPI	S	Opponent	Score	RPI	S	Opponent	Score	RPI	S	Opponent	Score
3	A	Louisville	68 85	41	H	Indiana	78 82	53	A	Purdue	84 64	107	A	Ohio St.	78 69
10	A	Iowa	71 77					53	H	Purdue	67 61	112	H	Minnesota	63 57
17	H	Maryland	63 81					55	A	Michigan	61 67	115	A	Creighton	65 74
19	H	Rutgers	56 62					55	H	Michigan	70 56	122	A	Washington St.	84 87
22	H	Drake	77 83					85	A	Arkansas	80 84	131	H	Kansas	58 52
23	A	Miami (FL)	68 82					90	H	Northwestern	54 58	175	H	Denver	96 71
								93	N	Radford	77 39	188	A	Illinois	77 67
												189	A	Wisconsin	69 70
												317	H	San Jose St.	96 63
												343	H	USC Upstate	87 64
LAST 12 Division I GAMES:															
53	H	Purdue	67 61	112	H	Minnesota	63 57								
55	A	Michigan	61 67	188	A	Illinois	77 67								
41	H	Indiana	78 82	19	H	Rutgers	56 62								
53	A	Purdue	84 64	17	H	Maryland	63 81								
189	A	Wisconsin	69 70	10	A	Iowa	71 77								
90	H	Northwestern	54 58	107	A	Ohio St.	78 69								

Non-Div I Games:

Nebraska

■ Loss,
■ Non-Conf,
■ S Site,
■ H Home
■ A Away
N Neutral

Nevada

Through Games Of Feb. 13, 2019

Average RPI Win:	268	WON-LOST	WINNING	LAST 10	STRENGTH OF	OPP. STRENGTH	TEAM	ADJ.	CONF.	ADJ CONF.
Average RPI Loss:	111	RECORD	PCT. RANK	GAMES	SCHEDULE	OF SCHEDULE	RPI	RPI	RPI	RPI
DIV. I ONLY	7- 14	259	0- 1	167	133	236	236	14	14	
DIV. I NON-CONF.	3- 7	256	0- 1	214	107	280	280	13	13	
TOTALS	RPI 1-25	RPI 26-50	W-L RECORDS	RPI 51-100	RPI 101-150	RPI 150+				
7- 14	0- 0	0- 2	OVERALL	0- 6	0- 3	7- 3				
4- 7	0- 0	0- 2	HOME	0- 2	0- 3	4- 0				
3- 5	0- 0	0- 0	AWAY	0- 2	0- 0	3- 3				
0- 2	0- 0	0- 0	NEUTRAL	0- 2	0- 0	0- 0				
3- 7	0- 0	0- 2	NON-CONFERENCE	0- 2	0- 2	3- 1				
2- 4	0- 0	0- 2	HOME	0- 0	0- 2	2- 0				
1- 1	0- 0	0- 0	AWAY	0- 0	0- 0	1- 1				
0- 2	0- 0	0- 0	NEUTRAL	0- 2	0- 0	0- 0				
4- 7	0- 0	0- 0	CONFERENCE	0- 4	0- 1	4- 2				
2- 3	0- 0	0- 0	HOME	0- 2	0- 1	2- 0				
2- 4	0- 0	0- 0	AWAY	0- 2	0- 0	2- 2				
0- 0	0- 0	0- 0	NEUTRAL	0- 0	0- 0	0- 0				

N
e
v
a
d
aN
e
v
a
d
a

RPI 1-25				RPI 26-50				RPI 51-100				RPI 101+				Team's RPI: 236	
RPI	S	Opponent	Score	RPI	S	Opponent	Score	RPI	S	Opponent	Score	RPI	S	Opponent	Score		
				49	H	Utah	52 74	52	A	New Mexico	74 85	111	H	Fresno St.	63 79		
				50	H	Southern California	51 72					140	H	Colorado	52 65		
								54	A	Boise St.	65 80	148	H	Texas Tech	67 86		
								54	H	Boise St.	74 75	183	A	Santa Clara	48 56		
								91	N	UC Davis	68 84	199	H	UNLV	70 62		
								96	N	Northern Ill.	69 98	213	A	Utah St.	76 79		
												241	H	Hawaii	79 78		
												257	A	Colorado St.	62 38		
												257	H	Colorado St.	68 57		
												261	A	Long Beach St.	76 67		
												263	A	Air Force	74 79		
												317	A	San Jose St.	52 49		
												342	H	Seattle U	67 54		
LAST 12 Division I GAMES:																	
				96	N	Northern Ill.	69 98	263	A	Air Force	74 79						
				52	A	New Mexico	74 85	54	H	Boise St.	74 75						
				257	H	Colorado St.	68 57	111	H	Fresno St.	63 79						
				54	A	Boise St.	65 80	317	A	San Jose St.	52 49						
				199	H	UNLV	70 62	52	H	New Mexico	64 66						
				257	A	Colorado St.	62 38	213	A	Utah St.	76 79						

Non-Div I Games: Stanislaus St. 75 52

Nevada

■ Loss,
 ■ Non-Conf,
 ■ S Site,
 ■ Home
 ■ Away
 N Neutral

Average RPI Win: 282		WON-LOST	WINNING	LAST 10	STRENGTH OF	OPP. STRENGTH	TEAM	ADJ.	CONF.	ADJ CONF.
Average RPI Loss: 188		RECORD	PCT. RANK	GAMES	SCHEDULE	OF SCHEDULE	RPI	RPI	RPI	RPI
DIV. I ONLY		5- 19	317	0- 1	261	277	320	320	23	23
DIV. I NON-CONF.		2- 10	311	0- 0	237	297	330	330	25	25
TOTALS	RPI 1-25	RPI 26-50		W-L RECORDS		RPI 51-100	RPI 101-150	RPI 150+		
5- 19	0- 0	0- 0		OVERALL		0- 4	0- 4	5- 11		
3- 8	0- 0	0- 0		HOME		0- 2	0- 1	3- 5		
2- 11	0- 0	0- 0		AWAY		0- 2	0- 3	2- 6		
0- 0	0- 0	0- 0		NEUTRAL		0- 0	0- 0	0- 0		
2- 10	0- 0	0- 0		NON-CONFERENCE		0- 2	0- 3	2- 5		
2- 3	0- 0	0- 0		HOME		0- 1	0- 0	2- 2		
0- 7	0- 0	0- 0		AWAY		0- 1	0- 3	0- 3		
0- 0	0- 0	0- 0		NEUTRAL		0- 0	0- 0	0- 0		
3- 9	0- 0	0- 0		CONFERENCE		0- 2	0- 1	3- 6		
1- 5	0- 0	0- 0		HOME		0- 1	0- 1	1- 3		
2- 4	0- 0	0- 0		AWAY		0- 1	0- 0	2- 3		
0- 0	0- 0	0- 0		NEUTRAL		0- 0	0- 0	0- 0		

RPI 1-25				RPI 26-50				RPI 51-100				RPI 101+				Team's RPI: 320	
RPI	S	Opponent	Score	RPI	S	Opponent	Score	RPI	S	Opponent	Score	RPI	S	Opponent	Score		
								72	A	Maine	46	67	105	H	Hartford	48	66
								72	H	Maine	45	69	112	A	Minnesota	47	70
								83	A	Northeastern	54	69	136	A	Boston U.	39	60
								95	H	Princeton	42	90	146	A	South Fla.	36	79
													160	H	Stony Brook	63	82
													198	H	Dartmouth	42	62
													205	H	Holy Cross	74	62
													224	H	Sacred Heart	60	71
													228	A	Brown	70	76
													231	A	Albany (NY)	41	59
													253	A	Binghamton	54	53
													253	H	Binghamton	62	71
													266	A	Vermont	60	69
													266	H	Vermont	50	51
													300	A	Central Conn. St.	47	56
													307	H	Bryant	79	74
													309	A	UMBC	62	64
													322	A	North Dakota St.	51	56
													323	A	UMass Lowell	56	53
													323	H	UMass Lowell	54	46
LAST 12 Division I GAMES:																	
				266	H	Vermont	50	51	105	H	Hartford	48	66				
				253	A	Binghamton	54	53	266	A	Vermont	60	69				
				323	H	UMass Lowell	54	46	160	H	Stony Brook	63	82				
				72	H	Maine	45	69	323	A	UMass Lowell	56	53				
				231	A	Albany (NY)	41	59	253	H	Binghamton	62	71				
				309	A	UMBC	62	64	72	A	Maine	46	67				

Non-Div I Games:	U New England	68	44
------------------	---------------	----	----

New Hampshire

Loss, Non-Conf, S Site, H Home A Away N Neutral

Average RPI Win:	188	WON-LOST	WINNING	LAST 10	STRENGTH OF	OPP. STRENGTH	TEAM	ADJ.	CONF.	ADJ CONF.
Average RPI Loss:	149	RECORD	PCT. RANK	GAMES	SCHEDULE	OF SCHEDULE	RPI	RPI	RPI	RPI
DIV. I ONLY	20- 3	11	1- 0	206	130	52	52	14	14	
DIV. I NON-CONF.	10- 1	17	1- 0	97	162	23	23	13	13	
TOTALS	RPI 1-25	RPI 26-50	W-L RECORDS	RPI 51-100	RPI 101-150	RPI 150+				
20- 3	0- 0	1- 1	OVERALL	1- 0	3- 0	15- 2				
13- 1	0- 0	0- 1	HOME	1- 0	2- 0	10- 0				
7- 2	0- 0	1- 0	AWAY	0- 0	1- 0	5- 2				
0- 0	0- 0	0- 0	NEUTRAL	0- 0	0- 0	0- 0				
10- 1	0- 0	0- 1	NON-CONFERENCE	1- 0	2- 0	7- 0				
7- 1	0- 0	0- 1	HOME	1- 0	1- 0	5- 0				
3- 0	0- 0	0- 0	AWAY	0- 0	1- 0	2- 0				
0- 0	0- 0	0- 0	NEUTRAL	0- 0	0- 0	0- 0				
10- 2	0- 0	1- 0	CONFERENCE	0- 0	1- 0	8- 2				
6- 0	0- 0	0- 0	HOME	0- 0	1- 0	5- 0				
4- 2	0- 0	1- 0	AWAY	0- 0	0- 0	3- 2				
0- 0	0- 0	0- 0	NEUTRAL	0- 0	0- 0	0- 0				

RPI S	Opponent	Score	RPI S	Opponent	Score	RPI S	Opponent	Score	RPI S	Opponent	Score
47	A Wyoming	78 75	48	H Auburn	76 79	60	H SFA	74 33	101	A Houston	89 84
									105	H Hartford	72 65
									111	H Fresno St.	82 73
									158	H Oklahoma	84 80
									168	A New Mexico St.	75 50
									168	H New Mexico St.	83 58
									182	H Texas St.	82 51
									199	A UNLV	57 66
									199	H UNLV	80 77
									201	A San Diego St.	59 61
									201	H San Diego St.	70 62
									213	A Utah St.	68 64
									233	H Sacramento St.	85 53
									235	A Northern Ariz.	84 55
									236	A Nevada	66 64
									236	H Nevada	85 74
									257	H Colorado St.	70 58
									263	H Air Force	78 57
									264	H UTEP	69 51
									317	A San Jose St.	79 60
LAST 12 Division I GAMES:											
60	H SFA	74 33	111	H Fresno St.	82 73						
105	H Hartford	72 65	213	A Utah St.	68 64						
48	H Auburn	76 79	199	H UNLV	80 77						
317	A San Jose St.	79 60	47	A Wyoming	78 75						
236	H Nevada	85 74	201	H San Diego St.	70 62						
201	A San Diego St.	59 61	257	H Colorado St.	70 58						

Non-Div I Games:

New Mexico

■ Loss,
 ■ Non-Conf, S Site,
 ■ Home
 ■ Away
 N Neutral

Average RPI Win:	281	WON-LOST	WINNING	LAST 10	STRENGTH OF	OPP. STRENGTH	TEAM	ADJ.	CONF.	ADJ CONF.
Average RPI Loss:	146	RECORD	PCT. RANK	GAMES	SCHEDULE	OF SCHEDULE	RPI	RPI	RPI	RPI
DIV. I ONLY	15- 6	68	1- 0	307	341	168	168	30	30	
DIV. I NON-CONF.	6- 5	143	1- 0	174	332	153	153	30	30	
TOTALS	RPI 1-25	RPI 26-50	W-L RECORDS	RPI 51-100	RPI 101-150	RPI 150+				
15- 6	0- 0	0- 0	OVERALL	0- 2	0- 1	15- 3				
7- 2	0- 0	0- 0	HOME	0- 1	0- 0	7- 1				
7- 3	0- 0	0- 0	AWAY	0- 1	0- 0	7- 2				
1- 1	0- 0	0- 0	NEUTRAL	0- 0	0- 1	1- 0				
6- 5	0- 0	0- 0	NON-CONFERENCE	0- 2	0- 1	6- 2				
1- 2	0- 0	0- 0	HOME	0- 1	0- 0	1- 1				
4- 2	0- 0	0- 0	AWAY	0- 1	0- 0	4- 1				
1- 1	0- 0	0- 0	NEUTRAL	0- 0	0- 1	1- 0				
9- 1	0- 0	0- 0	CONFERENCE	0- 0	0- 0	9- 1				
6- 0	0- 0	0- 0	HOME	0- 0	0- 0	6- 0				
3- 1	0- 0	0- 0	AWAY	0- 0	0- 0	3- 1				
0- 0	0- 0	0- 0	NEUTRAL	0- 0	0- 0	0- 0				

RPI 1-25			RPI 26-50			RPI 51-100			RPI 101+			Team's RPI: 168
RPI	S	Opponent	Score	RPI	S	Opponent	Score	RPI	S	Opponent	Score	
						52 A New Mexico	58 83	110 N		South Alabama	67 68	
						52 H New Mexico	50 75	159 H		Abilene Christian	46 58	
								166 A		UC Riverside	64 65	
								175 H		Denver	66 64	
								223 H		UTRGV	71 63	
								239 A		UMKC	90 86	
								262 H		California Baptist	76 69	
								264 A		UTEP	69 65	
								267 A		A&M-Corpus Christi	67 65	
								275 A		CSU Bakersfield	61 59	
								275 H		CSU Bakersfield	61 48	
								279 A		Western Mich.	66 54	
								283 H		Utah Valley	58 52	
								296 A		UC Santa Barbara	81 73	
								337 A		Grand Canyon	51 54	
								337 H		Grand Canyon	81 52	
								342 H		Seattle U	75 55	
								348 A		Chicago St.	87 66	
								350 N		Alcorn	82 64	
LAST 12 Division I GAMES:												
350 N		Alcorn	82 64	283 H		Utah Valley	58 52					
337 H		Grand Canyon	81 52	342 H		Seattle U	75 55					
275 H		CSU Bakersfield	61 48	275 A		CSU Bakersfield	61 59					
348 A		Chicago St.	87 66	337 A		Grand Canyon	51 54					
239 A		UMKC	90 86	262 H		California Baptist	76 69					
223 H		UTRGV	71 63	296 A		UC Santa Barbara	81 73					

Non-Div I Games: Tex. Permian Basin 70 38 Northern N.M. 101 51

New Mexico St.

Loss, Non-Conf, S Site, H Home A Away N Neutral

Average RPI Win:	307	WON-LOST	WINNING	LAST 10	STRENGTH OF	OPP. STRENGTH	TEAM	ADJ.	CONF.	ADJ CONF.
Average RPI Loss:	178	RECORD	PCT. RANK	GAMES	SCHEDULE	OF SCHEDULE	RPI	RPI	RPI	RPI
DIV. I ONLY	5- 13	288	0- 0	316	247	316	316	25	25	
DIV. I NON-CONF.	1- 5	311	0- 0	139	82	234	234	23	23	
TOTALS	RPI 1-25	RPI 26-50	W-L RECORDS	RPI 51-100	RPI 101-150	RPI 150+				
5- 13	0- 1	0- 1	OVERALL	0- 2	0- 1	5- 8				
3- 5	0- 0	0- 0	HOME	0- 1	0- 0	3- 4				
2- 8	0- 1	0- 1	AWAY	0- 1	0- 1	2- 4				
0- 0	0- 0	0- 0	NEUTRAL	0- 0	0- 0	0- 0				
1- 5	0- 1	0- 1	NON-CONFERENCE	0- 0	0- 1	1- 2				
0- 1	0- 0	0- 0	HOME	0- 0	0- 0	0- 1				
1- 4	0- 1	0- 1	AWAY	0- 0	0- 1	1- 1				
0- 0	0- 0	0- 0	NEUTRAL	0- 0	0- 0	0- 0				
4- 8	0- 0	0- 0	CONFERENCE	0- 2	0- 0	4- 6				
3- 4	0- 0	0- 0	HOME	0- 1	0- 0	3- 3				
1- 4	0- 0	0- 0	AWAY	0- 1	0- 0	1- 3				
0- 0	0- 0	0- 0	NEUTRAL	0- 0	0- 0	0- 0				

RPI 1-25				RPI 26-50				RPI 51-100				RPI 101+ Team's RPI: 316			
RPI	S	Opponent	Score	RPI	S	Opponent	Score	RPI	S	Opponent	Score	RPI	S	Opponent	Score
23	A	Miami (FL)	38 78	30	A	Rice	56 67	60	A	SFA	38 97	130	A	Pittsburgh	38 90
								66	H	Lamar University	57 79	159	H	Abilene Christian	52 59
												170	A	Xavier	45 61
												179	H	Nicholls St.	62 76
												232	A	Memphis	66 59
												267	A	A&M-Corpus Christi	51 57
												281	H	Central Ark.	60 62
												298	H	La.-Monroe	44 57
												315	A	Incarnate Word	69 81
												315	H	Incarnate Word	58 55
												326	H	McNeese	88 76
												330	A	Northwestern St.	67 62
												330	H	Northwestern St.	84 73
												339	A	Houston Baptist	74 83
LAST 12 Division I GAMES:															
179	H	Nicholls St.	62 76	267	A	A&M-Corpus Christi	51 57								
330	H	Northwestern St.	84 73	60	A	SFA	38 97								
315	H	Incarnate Word	58 55	326	H	McNeese	88 76								
330	A	Northwestern St.	67 62	66	H	Lamar University	57 79								
315	A	Incarnate Word	69 81	339	A	Houston Baptist	74 83								
281	H	Central Ark.	60 62	159	H	Abilene Christian	52 59								

Non-Div I Games: Dillard 68 59 Centenary (LA) 104 42 Trinity Baptist 93 38

New Orleans

Loss, Non-Conf, S Site, H Home A Away N Neutral

Niagara

Through Games Of Feb. 13, 2019

Average RPI Win:	303	WON-LOST	WINNING	LAST 10	STRENGTH OF	OPP. STRENGTH	TEAM	ADJ.	CONF.	ADJ CONF.
Average RPI Loss:	129	RECORD	PCT. RANK	GAMES	SCHEDULE	OF SCHEDULE	RPI	RPI	RPI	RPI
DIV. I ONLY	12- 13	175	1- 0	294	198	234	234	26	26	
DIV. I NON-CONF.	4- 8	241	1- 0	182	100	251	251	28	28	
TOTALS	RPI 1-25	RPI 26-50	W-L RECORDS	RPI 51-100	RPI 101-150	RPI 150+				
12- 13	0- 2	0- 1	OVERALL	0- 4	0- 1	12- 5				
8- 4	0- 0	0- 0	HOME	0- 1	0- 1	8- 2				
3- 8	0- 2	0- 1	AWAY	0- 2	0- 0	3- 3				
1- 1	0- 0	0- 0	NEUTRAL	0- 1	0- 0	1- 0				
4- 8	0- 2	0- 1	NON-CONFERENCE	0- 2	0- 0	4- 3				
3- 2	0- 0	0- 0	HOME	0- 0	0- 0	3- 2				
0- 5	0- 2	0- 1	AWAY	0- 1	0- 0	0- 1				
1- 1	0- 0	0- 0	NEUTRAL	0- 1	0- 0	1- 0				
8- 5	0- 0	0- 0	CONFERENCE	0- 2	0- 1	8- 2				
5- 2	0- 0	0- 0	HOME	0- 1	0- 1	5- 0				
3- 3	0- 0	0- 0	AWAY	0- 1	0- 0	3- 2				
0- 0	0- 0	0- 0	NEUTRAL	0- 0	0- 0	0- 0				

RPI 1-25				RPI 26-50				RPI 51-100				RPI 101+ Team's RPI: 234			
RPI	S	Opponent	Score	RPI	S	Opponent	Score	RPI	S	Opponent	Score	RPI	S	Opponent	Score
11	A	Iowa St.	35 95	31	A	Buffalo	61 88	64	A	Quinnipiac	42 62	145	H	Marist	58 87
12	A	Syracuse	45 94					64	H	Quinnipiac	55 96	216	A	Monmouth	54 76
								65	A	West Virginia	32 84	227	H	Howard	61 68
								75	N	Yale	64 67	230	H	St. Bonaventure	48 76
												240	A	Saint Joseph's	54 68
												253	H	Binghamton	79 72
												254	H	Colgate	74 69
												280	H	Canisius	74 52
												295	N	Morgan St.	67 57
												301	A	Fairfield	54 55
												301	H	Fairfield	71 68
												302	A	Manhattan	58 54
												302	H	Manhattan	61 51
												328	H	Coppin St.	71 69
												329	A	Saint Peter's	75 66
												329	H	Saint Peter's	81 57
												331	A	Iona	58 46
												331	H	Iona	72 53
LAST 12 Division I GAMES:															
295	N	Morgan St.	67 57	329	H	Saint Peter's	81 57								
75	N	Yale	64 67	216	A	Monmouth	54 76								
280	H	Canisius	74 52	302	A	Manhattan	58 54								
301	A	Fairfield	54 55	301	H	Fairfield	71 68								
64	A	Quinnipiac	42 62	64	H	Quinnipiac	55 96								
331	H	Iona	72 53	331	A	Iona	58 46								

Non-Div I Games:

Niagara

■ Loss,
 ■ Non-Conf,
 S Site,
 ■ Home
 ■ Away
 N Neutral

Average RPI Win:	293	WON-LOST	WINNING	LAST 10	STRENGTH OF	OPP. STRENGTH	TEAM	ADJ.	CONF.	ADJ CONF.
Average RPI Loss:	118	RECORD	PCT. RANK	GAMES	SCHEDULE	OF SCHEDULE	RPI	RPI	RPI	RPI
DIV. I ONLY	11- 10	153	0- 1	285	221	179	179	25	25	
DIV. I NON-CONF.	4- 6	212	0- 1	194	89	169	169	23	23	
TOTALS	RPI 1-25	RPI 26-50	W-L RECORDS	RPI 51-100	RPI 101-150	RPI 150+				
11- 10	0- 1	0- 1	OVERALL	0- 3	0- 2	11- 3				
5- 1	0- 0	0- 0	HOME	0- 0	0- 0	5- 1				
5- 8	0- 1	0- 1	AWAY	0- 3	0- 1	5- 2				
1- 1	0- 0	0- 0	NEUTRAL	0- 0	0- 1	1- 0				
4- 6	0- 1	0- 1	NON-CONFERENCE	0- 1	0- 2	4- 1				
1- 0	0- 0	0- 0	HOME	0- 0	0- 0	1- 0				
2- 5	0- 1	0- 1	AWAY	0- 1	0- 1	2- 1				
1- 1	0- 0	0- 0	NEUTRAL	0- 0	0- 1	1- 0				
7- 4	0- 0	0- 0	CONFERENCE	0- 2	0- 0	7- 2				
4- 1	0- 0	0- 0	HOME	0- 0	0- 0	4- 1				
3- 3	0- 0	0- 0	AWAY	0- 2	0- 0	3- 1				
0- 0	0- 0	0- 0	NEUTRAL	0- 0	0- 0	0- 0				

RPI 1-25				RPI 26-50				RPI 51-100				RPI 101+ Team's RPI: 179			
RPI	S	Opponent	Score	RPI	S	Opponent	Score	RPI	S	Opponent	Score	RPI	S	Opponent	Score
2	A	Baylor	39 100	48	A	Auburn	59 80	56	A	LSU	44 76	129	A	Tulane	46 71
								60	A	SFA	62 70	149	N	Delaware	56 71
								66	A	Lamar University	65 78	159	A	Abilene Christian	66 76
												182	A	Texas St.	67 72
												212	N	Texas Southern	58 57
												264	A	UTEP	58 56
												267	H	A&M-Corpus Christi	85 55
												281	A	Central Ark.	64 60
												287	A	Southeastern La.	73 66
												298	A	La.-Monroe	55 54
												310	H	Mississippi Val.	72 47
												315	H	Incarinate Word	86 62
												316	A	New Orleans	76 62
												326	H	McNeese	68 69
												330	H	Northwestern St.	97 86
												339	H	Houston Baptist	77 54
LAST 12 Division I GAMES:															
149	N	Delaware	56 71	267	H	A&M-Corpus Christi	85 55								
182	A	Texas St.	67 72	281	A	Central Ark.	64 60								
159	A	Abilene Christian	66 76	326	H	McNeese	68 69								
316	A	New Orleans	76 62	339	H	Houston Baptist	77 54								
287	A	Southeastern La.	73 66	60	A	SFA	62 70								
66	A	Lamar University	65 78	315	H	Incarinate Word	86 62								

Non-Div I Games: Southern-N.O. 86 49 William Carey 86 45

Nicholls St.

Loss, Non-Conf, S Site, H Home A Away N Neutral

Average RPI Win:	305	WON-LOST	WINNING	LAST 10	STRENGTH OF	OPP. STRENGTH	TEAM	ADJ.	CONF.	ADJ CONF.
Average RPI Loss:	181	RECORD	PCT. RANK	GAMES	SCHEDULE	OF SCHEDULE	RPI	RPI	RPI	RPI
DIV. I ONLY	10- 11	183	1- 0	340	311	269	269	32	32	
DIV. I NON-CONF.	3- 8	267	1- 0	286	150	305	305	32	32	
TOTALS	RPI 1-25	RPI 26-50	W-L RECORDS	RPI 51-100	RPI 101-150	RPI 150+				
10- 11	0- 0	0- 0	OVERALL	0- 1	0- 2	10- 8				
5- 3	0- 0	0- 0	HOME	0- 0	0- 0	5- 3				
4- 8	0- 0	0- 0	AWAY	0- 1	0- 2	4- 5				
1- 0	0- 0	0- 0	NEUTRAL	0- 0	0- 0	1- 0				
3- 8	0- 0	0- 0	NON-CONFERENCE	0- 1	0- 2	3- 5				
2- 2	0- 0	0- 0	HOME	0- 0	0- 0	2- 2				
0- 6	0- 0	0- 0	AWAY	0- 1	0- 2	0- 3				
1- 0	0- 0	0- 0	NEUTRAL	0- 0	0- 0	1- 0				
7- 3	0- 0	0- 0	CONFERENCE	0- 0	0- 0	7- 3				
3- 1	0- 0	0- 0	HOME	0- 0	0- 0	3- 1				
4- 2	0- 0	0- 0	AWAY	0- 0	0- 0	4- 2				
0- 0	0- 0	0- 0	NEUTRAL	0- 0	0- 0	0- 0				

































RPI 1-25			RPI 26-50			RPI 51-100			RPI 101+			Team's RPI: 269
RPI	S	Opponent	Score	RPI	S	Opponent	Score	RPI	S	Opponent	Score	
						71 A Old Dominion	53 69			117 A Wake Forest	61 63	
										128 A High Point	51 83	
										151 A Lehigh	41 62	
										165 H William & Mary	44 55	
										177 H UMES	43 59	
										195 A Ole Miss	42 60	
										207 H Navy	65 58	
										227 A Howard	70 74	
										237 H Campbell	49 57	
										238 A Bethune-Cookman	58 65	
										238 H Bethune-Cookman	57 50	
										243 N Liberty	66 53	
										285 A La Salle	52 62	
										305 A South Carolina St.	57 50	
										328 A Coppin St.	68 63	
										340 H Longwood	74 42	
										345 A Savannah St.	78 42	
										346 H Delaware St.	63 50	
										349 A Florida A&M	69 45	
										349 H Florida A&M	60 58	
LAST 12 Division I GAMES:												
						243 N Liberty	66 53			345 A Savannah St.	78 42	
						349 A Florida A&M	69 45			238 H Bethune-Cookman	57 50	
						238 A Bethune-Cookman	58 65			328 A Coppin St.	68 63	
						227 A Howard	70 74			349 H Florida A&M	60 58	
						177 H UMES	43 59			346 H Delaware St.	63 50	
						305 A South Carolina St.	57 50			117 A Wake Forest	61 63	

Non-Div I Games: Cheyney 93 40 Saint Augustine's 71 38

Norfolk St.

 Loss,
 Non-Conf,
 S Site,
 H Home
 A Away
N Neutral

Average RPI Win:	273	WON-LOST	WINNING	LAST 10	STRENGTH OF	OPP. STRENGTH	TEAM	ADJ.	CONF.	ADJ CONF.
Average RPI Loss:	105	RECORD	PCT. RANK	GAMES	SCHEDULE	OF SCHEDULE	RPI	RPI	RPI	RPI
DIV. I ONLY	13- 3	25	0- 0	341	249	138	138	24	24	
DIV. I NON-CONF.	5- 1	37	0- 0	348	181	164	164	26	26	
TOTALS	RPI 1-25	RPI 26-50	W-L RECORDS	RPI 51-100	RPI 101-150	RPI 150+				
13- 3	0- 0	0- 0	OVERALL	0- 2	0- 0	13- 1				
5- 1	0- 0	0- 0	HOME	0- 1	0- 0	5- 0				
6- 2	0- 0	0- 0	AWAY	0- 1	0- 0	6- 1				
2- 0	0- 0	0- 0	NEUTRAL	0- 0	0- 0	2- 0				
5- 1	0- 0	0- 0	NON-CONFERENCE	0- 0	0- 0	5- 1				
1- 0	0- 0	0- 0	HOME	0- 0	0- 0	1- 0				
2- 1	0- 0	0- 0	AWAY	0- 0	0- 0	2- 1				
2- 0	0- 0	0- 0	NEUTRAL	0- 0	0- 0	2- 0				
8- 2	0- 0	0- 0	CONFERENCE	0- 2	0- 0	8- 0				
4- 1	0- 0	0- 0	HOME	0- 1	0- 0	4- 0				
4- 1	0- 0	0- 0	AWAY	0- 1	0- 0	4- 0				
0- 0	0- 0	0- 0	NEUTRAL	0- 0	0- 0	0- 0				

RPI 1-25			RPI 26-50			RPI 51-100			RPI 101+			Team's RPI: 138
RPI	S	Opponent	Score	RPI	S	Opponent	Score	RPI	S	Opponent	Score	
						73  FGCU	51  76	170  Xavier	81  94			
						73  FGCU	52  68	176  Vanderbilt	74 71			
								208  Stetson	71 55			
								222 N Southeast Mo. St.	80 67			
								245  Jacksonville	62 59			
								250  Alabama St.	68 42			
								274  North Florida	70 64			
								274  North Florida	77 62			
								306  Kennesaw St.	80 55			
								310  Mississippi Val.	86 72			
								311  NJIT	77 54			
								311  NJIT	72 60			
								324  Lipscomb	81 60			
								338 N Western Caro.	89 66			
LAST 12 Division I GAMES:												
274  North Florida	77 62	245  Jacksonville	62 59									
73  FGCU	51  76	311  NJIT	72 60									
324  Lipscomb	81 60	73  FGCU	52  68									
311  NJIT	77 54	274  North Florida	70 64									
306  Kennesaw St.	80 55	310  Mississippi Val.	86 72									
208  Stetson	71 55	170  Xavier	81  94									

Non-Div I Games: Stillman 99 43 Martin Methodist 79 48 Lane 98 57 Blue Mountain (MS) 70 42
North Ala.

North Carolina

Through Games Of Feb. 13, 2019

Average RPI Win:	102	WON-LOST	WINNING	LAST 10	STRENGTH OF	OPP. STRENGTH	TEAM	ADJ.	CONF.	ADJ CONF.
Average RPI Loss:	52	RECORD	PCT. RANK	GAMES	SCHEDULE	OF SCHEDULE	RPI	RPI	RPI	RPI
DIV. I ONLY	15- 10	121	1- 0	4	20	24	24	1	1	
DIV. I NON-CONF.	9- 5	104	0- 0	36	76	48	48	1	1	
TOTALS	RPI 1-25	RPI 26-50	W-L RECORDS	RPI 51-100	RPI 101-150	RPI 150+				
15- 10	2- 5	3- 1	OVERALL	3- 2	4- 2	3- 0				
8- 3	1- 1	1- 0	HOME	1- 2	3- 0	2- 0				
4- 5	1- 3	0- 0	AWAY	2- 0	0- 2	1- 0				
3- 2	0- 1	2- 1	NEUTRAL	0- 0	1- 0	0- 0				
9- 5	0- 1	2- 1	NON-CONFERENCE	1- 1	3- 2	3- 0				
5- 1	0- 0	0- 0	HOME	1- 1	2- 0	2- 0				
1- 2	0- 0	0- 0	AWAY	0- 0	0- 2	1- 0				
3- 2	0- 1	2- 1	NEUTRAL	0- 0	1- 0	0- 0				
6- 5	2- 4	1- 0	CONFERENCE	2- 1	1- 0	0- 0				
3- 2	1- 1	1- 0	HOME	0- 1	1- 0	0- 0				
3- 3	1- 3	0- 0	AWAY	2- 0	0- 0	0- 0				
0- 0	0- 0	0- 0	NEUTRAL	0- 0	0- 0	0- 0				

RPI S	Opponent	Score	RPI S	Opponent	Score	RPI S	Opponent	Score	RPI S	Opponent	Score
1	H Notre Dame	78 73	30	N Rice	71 50	58	A Clemson	70 64	103	H VCU	59 47
3	A Louisville	66 73	39	N UCLA	83 49	70	A Virginia Tech	81 69	107	A Ohio St.	69 76
9	A NC State	64 51	44	H Georgia Tech	91 90	72	H Maine	73 85	107	H UNCW	82 55
12	A Syracuse	77 90	48	N Auburn	81 86	77	H Duke	69 85	117	H Wake Forest	84 61
15	H Florida St.	63 64				80	H Kent St.	73 60	140	A Colorado	74 86
23	A Miami (FL)	68 76							146	N South Fla.	71 69
25	N Kentucky	75 85							191	A Elon	100 69
									227	H Howard	85 63
									313	H UNC Greensboro	83 62
LAST 12 Division I GAMES:											
58	A Clemson	70 64	23	A Miami (FL)	68 76						
77	H Duke	69 85	117	H Wake Forest	84 61						
9	A NC State	64 51	12	A Syracuse	77 90						
44	H Georgia Tech	91 90	15	H Florida St.	63 64						
1	H Notre Dame	78 73	3	A Louisville	66 73						
70	A Virginia Tech	81 69	227	H Howard	85 63						

Non-Div I Games:

North Carolina

■ Loss,
 ■ Non-Conf, S Site,
 ■ Home
 ■ Away
 N Neutral

North Dakota

Through Games Of Feb. 13, 2019

Average RPI Win:	275	WON-LOST	WINNING	LAST 10	STRENGTH OF	OPP. STRENGTH	TEAM	ADJ.	CONF.	ADJ CONF.
Average RPI Loss:	140	RECORD	PCT. RANK	GAMES	SCHEDULE	OF SCHEDULE	RPI	RPI	RPI	RPI
DIV. I ONLY	9- 15	243	0- 1	249	156	226	226	19	19	
DIV. I NON-CONF.	4- 8	241	0- 0	209	98	200	200	19	19	
TOTALS	RPI 1-25	RPI 26-50	W-L RECORDS	RPI 51-100	RPI 101-150	RPI 150+				
9- 15	0- 2	0- 3	OVERALL	0- 1	0- 1	9- 8				
3- 4	0- 0	0- 2	HOME	0- 0	0- 0	3- 2				
4- 11	0- 2	0- 1	AWAY	0- 1	0- 1	4- 6				
2- 0	0- 0	0- 0	NEUTRAL	0- 0	0- 0	2- 0				
4- 8	0- 2	0- 0	NON-CONFERENCE	0- 1	0- 1	4- 4				
0- 1	0- 0	0- 0	HOME	0- 0	0- 0	0- 1				
2- 7	0- 2	0- 0	AWAY	0- 1	0- 1	2- 3				
2- 0	0- 0	0- 0	NEUTRAL	0- 0	0- 0	2- 0				
5- 7	0- 0	0- 3	CONFERENCE	0- 0	0- 0	5- 4				
3- 3	0- 0	0- 2	HOME	0- 0	0- 0	3- 1				
2- 4	0- 0	0- 1	AWAY	0- 0	0- 0	2- 3				
0- 0	0- 0	0- 0	NEUTRAL	0- 0	0- 0	2- 0				

RPI 1-25				RPI 26-50				RPI 51-100				RPI 101+ Team's RPI: 226			
RPI	S	Opponent	Score	RPI	S	Opponent	Score	RPI	S	Opponent	Score	RPI	S	Opponent	Score
11	A	Iowa St.	35 87	28	A	South Dakota St.	58 81	87	A	UNI	60 64	134	A	Penn St.	68 75
12	A	Syracuse	49 85	28	H	South Dakota St.	48 66					174	A	Oral Roberts	75 67
				40	H	South Dakota	50 80					175	A	Denver	66 87
												190	A	Illinois St.	55 67
												193	H	Milwaukee	46 64
												202	A	Massachusetts	59 52
												208	A	Stetson	63 74
												220	A	Western Ill.	90 111
												220	H	Western Ill.	80 92
												229	A	Rhode Island	63 77
												242	N	San Francisco	100 97
												279	N	Western Mich.	62 50
												293	A	Valparaiso	62 56
												314	A	Omaha	69 68
												314	H	Omaha	68 57
												322	A	North Dakota St.	57 69
												322	H	North Dakota St.	70 58
												333	H	Purdue Fort Wayne	79 60
LAST 12 Division I GAMES:															
				28	A	South Dakota St.	58 81					28	H	South Dakota St.	48 66
				322	H	North Dakota St.	70 58					220	H	Western Ill.	80 92
				314	A	Omaha	69 68					314	H	Omaha	68 57
				220	A	Western Ill.	90 111					175	A	Denver	66 87
				40	H	South Dakota	50 80					174	A	Oral Roberts	75 67
				322	A	North Dakota St.	57 69					333	H	Purdue Fort Wayne	79 60

Non-Div I Games: Mayville St. 84 50

North Dakota

Loss, Non-Conf, S Site, H Home A Away N Neutral

Average RPI Win:	278	WON-LOST	WINNING	LAST 10	STRENGTH OF	OPP. STRENGTH	TEAM	ADJ.	CONF.	ADJ CONF.
Average RPI Loss:	170	RECORD	PCT. RANK	GAMES	SCHEDULE	OF SCHEDULE	RPI	RPI	RPI	RPI
DIV. I ONLY	5- 18	311	0- 1	281	210	322	322	19	19	
DIV. I NON-CONF.	2- 9	297	0- 0	299	197	332	332	19	19	
TOTALS	RPI 1-25	RPI 26-50	W-L RECORDS	RPI 51-100	RPI 101-150	RPI 150+				
5- 18	0- 0	0- 2	OVERALL	0- 2	0- 1	5- 13				
4- 6	0- 0	0- 1	HOME	0- 0	0- 1	4- 4				
1- 10	0- 0	0- 1	AWAY	0- 2	0- 0	1- 7				
0- 2	0- 0	0- 0	NEUTRAL	0- 0	0- 0	0- 2				
2- 9	0- 0	0- 0	NON-CONFERENCE	0- 2	0- 1	2- 6				
1- 3	0- 0	0- 0	HOME	0- 0	0- 1	1- 2				
1- 4	0- 0	0- 0	AWAY	0- 2	0- 0	1- 2				
0- 2	0- 0	0- 0	NEUTRAL	0- 0	0- 0	0- 2				
3- 9	0- 0	0- 2	CONFERENCE	0- 0	0- 0	3- 7				
3- 3	0- 0	0- 1	HOME	0- 0	0- 0	3- 2				
0- 6	0- 0	0- 1	AWAY	0- 0	0- 0	0- 5				
0- 0	0- 0	0- 0	NEUTRAL	0- 0	0- 0	0- 0				

RPI 1-25			RPI 26-50			RPI 51-100			RPI 101+			Team's RPI: 322
RPI	S	Opponent	Score	RPI	S	Opponent	Score	RPI	S	Opponent	Score	
				28	A	South Dakota St.	33 86	84	A	Pacific	68 75	115 H Creighton 51 86
				40	H	South Dakota	41 67	96	A	Northern Ill.	63 81	171 N North Texas 78 92
												174 A Oral Roberts 72 101
												174 H Oral Roberts 54 65
												175 A Denver 54 81
												175 H Denver 67 87
												189 A Wisconsin 53 64
												193 H Milwaukee 55 57
												208 A Stetson 59 60
												220 A Western Ill. 70 82
												220 H Western Ill. 68 60
												226 A North Dakota 58 70
												226 H North Dakota 69 57
												239 H UMKC 59 69
												242 N San Francisco 42 75
												293 A Valparaiso 51 48
												314 A Omaha 61 78
												320 H New Hampshire 56 51
												333 H Purdue Fort Wayne 70 54
LAST 12 Division I GAMES:												
				174	H	Oral Roberts	54 65	226	H	North Dakota	69 57	
				175	H	Denver	67 87	175	A	Denver	54 81	
				226	A	North Dakota	58 70	220	H	Western Ill.	68 60	
				220	A	Western Ill.	70 82	314	A	Omaha	61 78	
				174	A	Oral Roberts	72 101	40	H	South Dakota	41 67	
				28	A	South Dakota St.	33 86	333	H	Purdue Fort Wayne	70 54	

Non-Div I Games: Mayville St. 49 43

North Dakota St.

■ Loss,
 ■ Non-Conf, S Site,
 ■ Home
 ■ Away
 N Neutral

North Florida

Through Games Of Feb. 13, 2019

Average RPI Win:	308	WON-LOST	WINNING	LAST 10	STRENGTH OF	OPP. STRENGTH	TEAM	ADJ.	CONF.	ADJ CONF.
Average RPI Loss:	163	RECORD	PCT. RANK	GAMES	SCHEDULE	OF SCHEDULE	RPI	RPI	RPI	RPI
DIV. I ONLY	8- 12	235	1- 0	270	282	274	274	24	24	
DIV. I NON-CONF.	3- 6	241	0- 0	308	272	318	318	26	26	
TOTALS	RPI 1-25	RPI 26-50	W-L RECORDS	RPI 51-100	RPI 101-150	RPI 150+				
8- 12	0- 1	0- 1	OVERALL	0- 2	0- 2	8- 6				
6- 4	0- 0	0- 0	HOME	0- 1	0- 1	6- 2				
2- 8	0- 1	0- 1	AWAY	0- 1	0- 1	2- 4				
0- 0	0- 0	0- 0	NEUTRAL	0- 0	0- 0	0- 0				
3- 6	0- 1	0- 1	NON-CONFERENCE	0- 0	0- 0	3- 4				
3- 1	0- 0	0- 0	HOME	0- 0	0- 0	3- 1				
0- 5	0- 1	0- 1	AWAY	0- 0	0- 0	0- 3				
0- 0	0- 0	0- 0	NEUTRAL	0- 0	0- 0	0- 0				
5- 6	0- 0	0- 0	CONFERENCE	0- 2	0- 2	5- 2				
3- 3	0- 0	0- 0	HOME	0- 1	0- 1	3- 1				
2- 3	0- 0	0- 0	AWAY	0- 1	0- 1	2- 1				
0- 0	0- 0	0- 0	NEUTRAL	0- 0	0- 0	0- 0				

RPI 1-25				RPI 26-50				RPI 51-100				RPI 101+ Team's RPI: 274			
RPI	S	Opponent	Score	RPI	S	Opponent	Score	RPI	S	Opponent	Score	RPI	S	Opponent	Score
15	A	Florida St.	53 74	41	A	Indiana	52 75	73	A	FGCU	48 80	138	A	North Ala.	62 77
								73	H	FGCU	66 105	138	H	North Ala.	64 70
												195	A	Ole Miss	69 82
												208	H	Stetson	71 57
												238	A	Bethune-Cookman	60 76
												243	A	Liberty	53 69
												245	H	Jacksonville	72 80
												257	A	Colorado St.	59 61
												304	H	Alabama A&M	62 63
												306	A	Kennesaw St.	71 60
												306	H	Kennesaw St.	74 66
												319	H	Charleston So.	82 76
												324	A	Lipscomb	68 53
												324	H	Lipscomb	72 66
												325	H	FIU	62 53
												349	H	Florida A&M	64 53
LAST 12 Division I GAMES:															
306	H	Kennesaw St.	74 66	243	A	Liberty	53 69								
138	A	North Ala.	62 77	208	H	Stetson	71 57								
324	H	Lipscomb	72 66	73	H	FGCU	66 105								
306	A	Kennesaw St.	71 60	324	A	Lipscomb	68 53								
73	A	FGCU	48 80	138	H	North Ala.	64 70								
245	H	Jacksonville	72 80	195	A	Ole Miss	69 82								

Non-Div I Games: Trinity Baptist 99 40 Warner 67 36

North Florida

■ Loss,
 ■ Non-Conf, S Site,
 ■ Home
 ■ Away
 N Neutral

North Texas

Through Games Of Feb. 13, 2019

Average RPI Win:	209	WON-LOST	WINNING	LAST 10	STRENGTH OF	OPP. STRENGTH	TEAM	ADJ.	CONF.	ADJ CONF.
Average RPI Loss:	123	RECORD	PCT. RANK	GAMES	SCHEDULE	OF SCHEDULE	RPI	RPI	RPI	RPI
DIV. I ONLY	9- 11	205	1- 0	121	143	171	171	15	15	
DIV. I NON-CONF.	4- 5	190	0- 0	223	133	241	241	18	18	
TOTALS	RPI 1-25	RPI 26-50	W-L RECORDS	RPI 51-100	RPI 101-150	RPI 150+				
9- 11	0- 0	0- 3	OVERALL	1- 3	2- 1	6- 4				
5- 4	0- 0	0- 1	HOME	1- 1	1- 0	3- 2				
3- 6	0- 0	0- 1	AWAY	0- 2	1- 1	2- 2				
1- 1	0- 0	0- 1	NEUTRAL	0- 0	0- 0	1- 0				
4- 5	0- 0	0- 2	NON-CONFERENCE	1- 1	0- 0	3- 2				
3- 2	0- 0	0- 1	HOME	1- 0	0- 0	2- 1				
0- 2	0- 0	0- 0	AWAY	0- 1	0- 0	0- 1				
1- 1	0- 0	0- 1	NEUTRAL	0- 0	0- 0	1- 0				
5- 6	0- 0	0- 1	CONFERENCE	0- 2	2- 1	3- 2				
2- 2	0- 0	0- 0	HOME	0- 1	1- 0	1- 1				
3- 4	0- 0	0- 1	AWAY	0- 1	1- 1	2- 1				
0- 0	0- 0	0- 0	NEUTRAL	0- 0	0- 0	0- 0				

RPI 1-25				RPI 26-50				RPI 51-100				RPI 101+				Team's RPI: 171	
RPI	S	Opponent	Score	RPI	S	Opponent	Score	RPI	S	Opponent	Score	RPI	S	Opponent	Score		
				26	H	Texas	54 64	51	A	Middle Tenn.	46 61	125	A	UAB	60 70		
				30	A	Rice	52 64	59	A	Kansas St.	42 60	127	A	Western Ky.	76 67		
				47	N	Wyoming	49 53	63	H	Missouri St.	83 76	150	H	Charlotte	68 63		
								71	H	Old Dominion	71 72	152	A	Louisiana Tech	65 54		
												192	A	Southern Miss.	62 48		
												206	A	SMU	66 73		
												213	H	Utah St.	41 57		
												225	A	Marshall	55 67		
												264	H	UTEP	70 51		
												275	H	CSU Bakersfield	71 59		
												297	H	UTSA	54 57		
												322	N	North Dakota St.	92 78		
												339	H	Houston Baptist	100 75		
LAST 12 Division I GAMES:																	
				127	A	Western Ky.	76 67	30	A	Rice	52 64						
				225	A	Marshall	55 67	297	H	UTSA	54 57						
				150	H	Charlotte	68 63	264	H	UTEP	70 51						
				71	H	Old Dominion	71 72	192	A	Southern Miss.	62 48						
				51	A	Middle Tenn.	46 61	152	A	Louisiana Tech	65 54						
				125	A	UAB	60 70	275	H	CSU Bakersfield	71 59						

Non-Div I Games: Mid-Amer. Christian82 35 Xavier (LA) 59 46 Okla. Panhandle 93 52

North Texas

Loss, Non-Conf, S Site, H Home A Away N Neutral

Northeastern

Through Games Of Feb. 13, 2019

Average RPI Win:	185	WON-LOST	WINNING	LAST 10	STRENGTH OF	OPP. STRENGTH	TEAM	ADJ.	CONF.	ADJ CONF.
Average RPI Loss:	110	RECORD	PCT. RANK	GAMES	SCHEDULE	OF SCHEDULE	RPI	RPI	RPI	RPI
DIV. I ONLY	15- 7	77	1- 0	109	162	83	83	10	10	
DIV. I NON-CONF.	10- 1	17	0- 0	163	228	28	28	10	10	
TOTALS	RPI 1-25	RPI 26-50	W-L RECORDS	RPI 51-100	RPI 101-150	RPI 150+				
15- 7	0- 0	0- 2	OVERALL	1- 1	6- 3	8- 1				
10- 2	0- 0	0- 1	HOME	1- 1	4- 0	5- 0				
5- 5	0- 0	0- 1	AWAY	0- 0	2- 3	3- 1				
0- 0	0- 0	0- 0	NEUTRAL	0- 0	0- 0	0- 0				
10- 1	0- 0	0- 0	NON-CONFERENCE	1- 0	4- 1	5- 0				
6- 0	0- 0	0- 0	HOME	1- 0	2- 0	3- 0				
4- 1	0- 0	0- 0	AWAY	0- 0	2- 1	2- 0				
0- 0	0- 0	0- 0	NEUTRAL	0- 0	0- 0	0- 0				
5- 6	0- 0	0- 2	CONFERENCE	0- 1	2- 2	3- 1				
4- 2	0- 0	0- 1	HOME	0- 1	2- 0	2- 0				
1- 4	0- 0	0- 1	AWAY	0- 0	0- 2	1- 1				
0- 0	0- 0	0- 0	NEUTRAL	0- 0	0- 0	0- 0				

RPI S	Opponent	Score	RPI S	Opponent	Score	RPI S	Opponent	Score	RPI S	Opponent	Score
35	A James Madison	49 84	35	H James Madison	51 58	72	H Maine	63 55	107	A UNCW	70 83
						78	H Drexel	59 61	114	A Dayton	84 79
									116	A Towson	83 88
									116	H Towson	77 68
									118	A Providence	65 59
									121	H Fordham	58 54
									136	H Boston U.	81 51
									145	A Marist	84 90
									149	H Delaware	75 62
									165	H William & Mary	88 74
									191	H Elon	79 71
									202	H Massachusetts	53 52
									211	A Florida	79 66
									252	A Hofstra	61 78
									263	H Air Force	54 41
									292	A Col. of Charleston	87 56
									301	A Fairfield	59 50
									320	H New Hampshire	69 54
LAST 12 Division I GAMES:											
116	H Towson	77 68	78	H Drexel	59 61						
35	H James Madison	51 58	35	A James Madison	49 84						
107	A UNCW	70 83	116	A Towson	83 88						
292	A Col. of Charleston	87 56	165	H William & Mary	88 74						
252	A Hofstra	61 78	191	H Elon	79 71						
149	H Delaware	75 62	72	H Maine	63 55						

Non-Div I Games:

Northeastern

■ Loss,
 ■ Non-Conf, S Site,
 ■ Home
 ■ Away
 N Neutral

Average RPI Win:	228	WON-LOST	WINNING	LAST 10	STRENGTH OF	OPP. STRENGTH	TEAM	ADJ.	CONF.	ADJ CONF.
Average RPI Loss:	155	RECORD	PCT. RANK	GAMES	SCHEDULE	OF SCHEDULE	RPI	RPI	RPI	RPI
DIV. I ONLY	8- 14	248	0- 1	251	140	235	235	16	16	
DIV. I NON-CONF.	4- 5	190	0- 1	232	122	199	199	12	12	
TOTALS	RPI 1-25	RPI 26-50	W-L RECORDS	RPI 51-100	RPI 101-150	RPI 150+				
8- 14	0- 0	0- 0	OVERALL	1- 4	2- 4	5- 6				
3- 5	0- 0	0- 0	HOME	0- 2	1- 1	2- 2				
5- 8	0- 0	0- 0	AWAY	1- 2	1- 3	3- 3				
0- 1	0- 0	0- 0	NEUTRAL	0- 0	0- 0	0- 1				
4- 5	0- 0	0- 0	NON-CONFERENCE	1- 2	1- 1	2- 2				
2- 1	0- 0	0- 0	HOME	0- 1	1- 0	1- 0				
2- 3	0- 0	0- 0	AWAY	1- 1	0- 1	1- 1				
0- 1	0- 0	0- 0	NEUTRAL	0- 0	0- 0	0- 1				
4- 9	0- 0	0- 0	CONFERENCE	0- 2	1- 3	3- 4				
1- 4	0- 0	0- 0	HOME	0- 1	0- 1	1- 2				
3- 5	0- 0	0- 0	AWAY	0- 1	1- 2	2- 2				
0- 0	0- 0	0- 0	NEUTRAL	0- 0	0- 0	0- 0				

RPI S	Opponent	Score	RPI S	Opponent	Score	RPI S	Opponent	Score	RPI S	Opponent	Score	Team's RPI: 235
						52	H New Mexico	55 84	102	A Idaho St.	81 77	
						79	A Arizona	47 71	102	H Idaho St.	69 80	
						88	H Idaho	69 86	111	H Fresno St.	86 73	
						99	A Loyola Marymount	63 62	137	A Montana St.	70 80	
						100	A Northern Colo.	53 63	139	A Portland St.	55 72	
									144	A Washington	59 81	
									167	A Montana	62 78	
									196	H Eastern Wash.	62 64	
									206	N SMU	48 55	
									233	A Sacramento St.	61 65	
									257	A Colorado St.	54 65	
									262	H California Baptist	91 88	
									268	A Southern Utah	78 69	
									268	H Southern Utah	76 82	
									318	A Weber St.	75 64	
									318	H Weber St.	74 64	
									342	A Seattle U	65 58	
LAST 12 Division I GAMES:												
206	N	SMU	48	55	100	A	Northern Colo.	53	63			
318	A	Weber St.	75	64	139	A	Portland St.	55	72			
102	A	Idaho St.	81	77	233	A	Sacramento St.	61	65			
196	H	Eastern Wash.	62	64	268	H	Southern Utah	76	82			
88	H	Idaho	69	86	102	H	Idaho St.	69	80			
268	A	Southern Utah	78	69	318	H	Weber St.	74	64			

Non-Div I Games:

Northern Ariz.

■ Loss,
■ Non-Conf,
■ S Site,
■ H Home
■ A Away
N Neutral

Average RPI Win:	188	WON-LOST	WINNING	LAST 10	STRENGTH OF	OPP. STRENGTH	TEAM	ADJ.	CONF.	ADJ CONF.
Average RPI Loss:	156	RECORD	PCT. RANK	GAMES	SCHEDULE	OF SCHEDULE	RPI	RPI	RPI	RPI
DIV. I ONLY	15- 7	77	1- 0	205	113	100	100	16	16	
DIV. I NON-CONF.	5- 4	139	0- 0	261	32	132	132	12	12	
TOTALS	RPI 1-25	RPI 26-50	W-L RECORDS	RPI 51-100	RPI 101-150	RPI 150+				
15- 7	0- 0	0- 1	OVERALL	1- 1	4- 3	10- 2				
7- 2	0- 0	0- 0	HOME	0- 0	3- 1	4- 1				
8- 5	0- 0	0- 1	AWAY	1- 1	1- 2	6- 1				
0- 0	0- 0	0- 0	NEUTRAL	0- 0	0- 0	0- 0				
5- 4	0- 0	0- 1	NON-CONFERENCE	0- 1	1- 1	4- 1				
3- 0	0- 0	0- 0	HOME	0- 0	1- 0	2- 0				
2- 4	0- 0	0- 1	AWAY	0- 1	0- 1	2- 1				
0- 0	0- 0	0- 0	NEUTRAL	0- 0	0- 0	0- 0				
10- 3	0- 0	0- 0	CONFERENCE	1- 0	3- 2	6- 1				
4- 2	0- 0	0- 0	HOME	0- 0	2- 1	2- 1				
6- 1	0- 0	0- 0	AWAY	1- 0	1- 1	4- 0				
0- 0	0- 0	0- 0	NEUTRAL	0- 0	0- 0	0- 0				

RPI S	Opponent	Score	RPI S	Opponent	Score	RPI S	Opponent	Score	RPI S	Opponent	Score
38	A BYU	50 70	56	A LSU	57 62	102	H Idaho St.	60 56	137	A Montana St.	84 73
			88	A Idaho	86 72	137	H Montana St.	66 79	139	A Portland St.	66 85
						139	H Portland St.	79 63	140	A Colorado	69 77
						141	H Chattanooga	68 65	167	A Montana	73 62
						175	H Denver	74 66	196	A Eastern Wash.	67 62
						206	H SMU	58 57	233	A Sacramento St.	71 61
						233	H Sacramento St.	82 69	235	H Northern Ariz.	63 53
						242	A San Francisco	68 63	257	A Colorado St.	53 47
						263	A Air Force	57 69	268	A Southern Utah	71 44
						318	H Weber St.	54 55			
LAST 12 Division I GAMES:											
233	A Sacramento St.	71 61	318	H Weber St.	54 55						
139	A Portland St.	66 85	137	H Montana St.	66 79						
137	A Montana St.	84 73	167	A Montana	73 62						
235	H Northern Ariz.	63 53	196	A Eastern Wash.	67 62						
268	A Southern Utah	71 44	88	A Idaho	86 72						
102	H Idaho St.	60 56	139	H Portland St.	79 63						

Non-Div I Games:

Northern Colo.

Average RPI Win:	199	WON-LOST	WINNING	LAST 10	STRENGTH OF	OPP. STRENGTH	TEAM	ADJ.	CONF.	ADJ CONF.
Average RPI Loss:	68	RECORD	PCT. RANK	GAMES	SCHEDULE	OF SCHEDULE	RPI	RPI	RPI	RPI
DIV. I ONLY	14- 9	114	1- 0	117	92	96	96	7	7	
DIV. I NON-CONF.	8- 4	91	1- 0	260	123	119	119	8	8	
TOTALS	RPI 1-25	RPI 26-50	W-L RECORDS	RPI 51-100	RPI 101-150	RPI 150+				
14- 9	0- 1	0- 4	OVERALL	3- 2	1- 0	10- 2				
9- 2	0- 0	0- 2	HOME	3- 0	1- 0	5- 0				
3- 7	0- 1	0- 2	AWAY	0- 2	0- 0	3- 2				
2- 0	0- 0	0- 0	NEUTRAL	0- 0	0- 0	2- 0				
8- 4	0- 1	0- 1	NON-CONFERENCE	2- 0	0- 0	6- 2				
6- 0	0- 0	0- 0	HOME	2- 0	0- 0	4- 0				
0- 4	0- 1	0- 1	AWAY	0- 0	0- 0	0- 2				
2- 0	0- 0	0- 0	NEUTRAL	0- 0	0- 0	2- 0				
6- 5	0- 0	0- 3	CONFERENCE	1- 2	1- 0	4- 0				
3- 2	0- 0	0- 2	HOME	1- 0	1- 0	1- 0				
3- 3	0- 0	0- 1	AWAY	0- 2	0- 0	3- 0				
0- 0	0- 0	0- 0	NEUTRAL	0- 0	0- 0	0- 0				

RPI 1-25				RPI 26-50				RPI 51-100				Team's RPI: 96	RPI 101+			
RPI	S	Opponent	Score	RPI	S	Opponent	Score	RPI	S	Opponent	Score		RPI	S	Opponent	Score
11	A	Iowa St.	60 70	27	H	Central Mich.	66 89	57	A	Miami (OH)	45 70		142	H	Akron	70 59
				31	A	Buffalo	64 93	57	H	Miami (OH)	82 71		162	A	Southern Ill.	73 82
				33	H	Ohio	53 69	75	H	Yale	89 80		167	A	Montana	70 86
				41	A	Indiana	73 91	80	A	Kent St.	78 87		186	A	Ball St.	93 83
								87	H	UNI	70 59		194	A	Eastern Mich.	68 65
													210	A	Bowling Green	66 52
													210	H	Bowling Green	88 47
													220	N	Western Ill.	86 61
													228	H	Brown	109 102
													236	N	Nevada	98 69
													272	H	Eastern Ill.	78 59
													322	H	North Dakota St.	81 63
													348	H	Chicago St.	114 52
LAST 12 Division I GAMES:																
				236	N	Nevada	98 69					194	A	Eastern Mich.	68 65	
				87	H	UNI	70 59					31	A	Buffalo	64 93	
				11	A	Iowa St.	60 70					33	H	Ohio	53 69	
				57	A	Miami (OH)	45 70					142	H	Akron	70 59	
				186	A	Ball St.	93 83					210	A	Bowling Green	66 52	
				210	H	Bowling Green	88 47					27	H	Central Mich.	66 89	

Non-Div I Games:

Northern Ill.

■ Loss,
 ■ Non-Conf, S Site,
 ■ Home
 ■ Away
 N Neutral

Average RPI Win:	269	WON-LOST	WINNING	LAST 10	STRENGTH OF	OPP. STRENGTH	TEAM	ADJ.	CONF.	ADJ CONF.
Average RPI Loss:	139	RECORD	PCT. RANK	GAMES	SCHEDULE	OF SCHEDULE	RPI	RPI	RPI	RPI
DIV. I ONLY	6- 16	289	0- 1	173	200	278	278	20	20	
DIV. I NON-CONF.	0- 9	336	0- 0	61	175	301	301	17	17	
TOTALS	RPI 1-25	RPI 26-50	W-L RECORDS	RPI 51-100	RPI 101-150	RPI 150+				
6- 16	0- 1	0- 0	OVERALL	0- 5	1- 5	5- 5				
5- 4	0- 0	0- 0	HOME	0- 3	1- 0	4- 1				
1- 9	0- 1	0- 0	AWAY	0- 2	0- 3	1- 3				
0- 3	0- 0	0- 0	NEUTRAL	0- 0	0- 2	0- 1				
0- 9	0- 1	0- 0	NON-CONFERENCE	0- 2	0- 3	0- 3				
0- 2	0- 0	0- 0	HOME	0- 1	0- 0	0- 1				
0- 4	0- 1	0- 0	AWAY	0- 1	0- 1	0- 1				
0- 3	0- 0	0- 0	NEUTRAL	0- 0	0- 2	0- 1				
6- 7	0- 0	0- 0	CONFERENCE	0- 3	1- 2	5- 2				
5- 2	0- 0	0- 0	HOME	0- 2	1- 0	4- 0				
1- 5	0- 0	0- 0	AWAY	0- 1	0- 2	1- 2				
0- 0	0- 0	0- 0	NEUTRAL	0- 0	0- 0	0- 0				

RPI 1-25				RPI 26-50				RPI 51-100				RPI 101+ Team's RPI: 278			
RPI	S	Opponent	Score	RPI	S	Opponent	Score	RPI	S	Opponent	Score	RPI	S	Opponent	Score
3	A	Louisville	59 92					67	A	Green Bay	42 70	118	A	Providence	43 48
								67	H	Green Bay	61 81	123	A	IUPUI	48 70
								68	H	Belmont	53 71	123	H	IUPUI	60 57
								76	H	Wright St.	55 61	124	N	Pepperdine	46 51
								80	A	Kent St.	61 62	126	A	Youngstown St.	66 77
												142	N	Akron	60 77
												190	H	Illinois St.	53 58
												193	A	Milwaukee	38 59
												193	H	Milwaukee	55 54
												271	A	Cleveland St.	47 76
												285	N	La Salle	56 74
												288	A	Austin Peay	48 52
												299	H	Oakland	72 50
												332	A	UIC	67 49
												332	H	UIC	78 44
												336	H	Detroit Mercy	68 56
LAST 12 Division I GAMES:															
193	A	Milwaukee	38 59	126	A	Youngstown St.	66 77								
67	A	Green Bay	42 70	271	A	Cleveland St.	47 76								
332	H	UIC	78 44	76	H	Wright St.	55 61								
123	H	IUPUI	60 57	67	H	Green Bay	61 81								
299	H	Oakland	72 50	193	H	Milwaukee	55 54								
336	H	Detroit Mercy	68 56	123	A	IUPUI	48 70								

Non-Div I Games: Alderson Broadus 73 32

Northern Ky.

■ Loss,
 ■ Non-Conf,
 ■ S Site,
 ■ Home
 ■ A Away
 N Neutral

Northwestern

Through Games Of Feb. 13, 2019

Average RPI Win: 161		WON-LOST	WINNING	LAST 10	STRENGTH OF	OPP. STRENGTH	TEAM	ADJ.	CONF.	ADJ CONF.
Average RPI Loss: 67		RECORD	PCT. RANK	GAMES	SCHEDULE	OF SCHEDULE	RPI	RPI	RPI	RPI
DIV. I ONLY		14- 10	127	0- 1	76	52	90	90	4	4
DIV. I NON-CONF.		7- 4	108	0- 1	222	37	150	150	6	6
TOTALS		RPI 1-25	RPI 26-50		W-L RECORDS		RPI 51-100	RPI 101-150	RPI 150+	
14- 10	1- 3	1- 1		OVERALL		3- 2	2- 4	7- 0		
8- 4	1- 1	0- 0		HOME		1- 1	2- 2	4- 0		
5- 5	0- 2	1- 1		AWAY		2- 1	0- 1	2- 0		
1- 1	0- 0	0- 0		NEUTRAL		0- 0	0- 1	1- 0		
7- 4	0- 1	0- 1		NON-CONFERENCE		2- 0	1- 2	4- 0		
4- 2	0- 1	0- 0		HOME		1- 0	1- 1	2- 0		
2- 1	0- 0	0- 1		AWAY		1- 0	0- 0	1- 0		
1- 1	0- 0	0- 0		NEUTRAL		0- 0	0- 1	1- 0		
7- 6	1- 2	1- 0		CONFERENCE		1- 2	1- 2	3- 0		
4- 2	1- 0	0- 0		HOME		0- 1	1- 1	2- 0		
3- 4	0- 2	1- 0		AWAY		1- 1	0- 1	1- 0		
0- 0	0- 0	0- 0		NEUTRAL		0- 0	0- 0	0- 0		

RPI	S	Opponent	Score	RPI	S	Opponent	Score	RPI	S	Opponent	Score	RPI	S	Opponent	Score
8	H	Marquette	57 76	34	A	DePaul	60 76	53	H	Purdue	54 57	107	H	Ohio St.	76 59
17	A	Maryland	57 72	41	A	Indiana	75 69	55	A	Michigan	78 79	112	A	Minnesota	64 73
19	A	Rutgers	41 45					67	A	Green Bay	57 55	112	H	Minnesota	54 61
20	H	Michigan St.	70 62					77	H	Duke	84 58	130	H	Pittsburgh	49 52
								98	A	Nebraska	58 54	131	N	Kansas	57 66
												135	H	UT Martin	90 64
												188	A	Illinois	64 56
												188	H	Illinois	68 45
												189	H	Wisconsin	72 46
												211	A	Florida	83 74
												248	N	Wichita St.	65 43
												332	H	UIC	87 44
												348	H	Chicago St.	97 35
LAST 12 Division I GAMES:															
131	N	Kansas	57 66	98	A	Nebraska	58 54								
112	A	Minnesota	64 73	189	H	Wisconsin	72 46								
17	A	Maryland	57 72	41	A	Indiana	75 69								
107	H	Ohio St.	76 59	53	H	Purdue	54 57								
112	H	Minnesota	54 61	55	A	Michigan	78 79								
188	A	Illinois	64 56	20	H	Michigan St.	70 62								

Non-Div I Games:

Northwestern

■ Loss,
 ■ Non-Conf, S Site,
 ■ Home
 ■ Away
 N Neutral

Average RPI Win:	322	WON-LOST	WINNING	LAST 10	STRENGTH OF	OPP. STRENGTH	TEAM	ADJ.	CONF.	ADJ CONF.
Average RPI Loss:	181	RECORD	PCT. RANK	GAMES	SCHEDULE	OF SCHEDULE	RPI	RPI	RPI	RPI
DIV. I ONLY	4- 15	315	0- 0	310	263	330	330	25	25	
DIV. I NON-CONF.	1- 6	318	0- 0	298	105	339	339	23	23	
TOTALS	RPI 1-25	RPI 26-50	W-L RECORDS	RPI 51-100	RPI 101-150	RPI 150+				
4- 15	0- 0	0- 1	OVERALL	0- 3	0- 1	4- 10				
3- 4	0- 0	0- 0	HOME	0- 1	0- 0	3- 3				
1- 11	0- 0	0- 1	AWAY	0- 2	0- 1	1- 7				
0- 0	0- 0	0- 0	NEUTRAL	0- 0	0- 0	0- 0				
1- 6	0- 0	0- 1	NON-CONFERENCE	0- 1	0- 1	1- 3				
1- 1	0- 0	0- 0	HOME	0- 0	0- 0	1- 1				
0- 5	0- 0	0- 1	AWAY	0- 1	0- 1	0- 2				
0- 0	0- 0	0- 0	NEUTRAL	0- 0	0- 0	0- 0				
3- 9	0- 0	0- 0	CONFERENCE	0- 2	0- 0	3- 7				
2- 3	0- 0	0- 0	HOME	0- 1	0- 0	2- 2				
1- 6	0- 0	0- 0	AWAY	0- 1	0- 0	1- 5				
0- 0	0- 0	0- 0	NEUTRAL	0- 0	0- 0	0- 0				

RPI 1-25				RPI 26-50				RPI 51-100				RPI 101+				Team's RPI: 330	
RPI	S	Opponent	Score	RPI	S	Opponent	Score	RPI	S	Opponent	Score	RPI	S	Opponent	Score		
				26	A	Texas	66 104	60	A	SFA	56 84	133	A	Alabama	73 87		
								66	H	Lamar University	70 94	158	A	Oklahoma	56 93		
								85	A	Arkansas	53 98	159	H	Abilene Christian	63 72		
												179	A	Nicholls St.	86 97		
												180	A	Sam Houston St.	55 66		
												192	A	Southern Miss.	54 69		
												267	A	A&M-Corpus Christi	55 79		
												281	A	Central Ark.	52 74		
												287	H	Southeastern La.	58 47		
												298	H	La.-Monroe	55 63		
												316	A	New Orleans	73 84		
												316	H	New Orleans	62 67		
												326	A	McNeese	89 73		
												326	H	McNeese	82 63		
												350	H	Alcorn	78 65		
LAST 12 Division I GAMES:																	
				66	H	Lamar University	70 94	180	A	Sam Houston St.	55 66						
				326	A	McNeese	89 73	159	H	Abilene Christian	63 72						
				316	A	New Orleans	73 84	60	A	SFA	56 84						
				281	A	Central Ark.	52 74	267	A	A&M-Corpus Christi	55 79						
				316	H	New Orleans	62 67	326	H	McNeese	82 63						
				287	H	Southeastern La.	58 47	179	A	Nicholls St.	86 97						

Non-Div I Games: Loyola (LA) 71 66 Central Baptist 82 56 LeTourneau 100 40 Centenary (LA) 94 51 Northwestern St.

Notre Dame

Through Games Of Feb. 13, 2019

Average RPI Win:	71	WON-LOST	WINNING	LAST 10	STRENGTH OF	OPP. STRENGTH	TEAM	ADJ.	CONF.	ADJ CONF.
Average RPI Loss:	18	RECORD	PCT. RANK	GAMES	SCHEDULE	OF SCHEDULE	RPI	RPI	RPI	RPI
DIV. I ONLY	23- 3	9	1- 0	1	4	1	1	1	1	1
DIV. I NON-CONF.	13- 1	9	1- 0	1	11	1	1	1	1	1
TOTALS	RPI 1-25	RPI 26-50	W-L RECORDS	RPI 51-100	RPI 101-150	RPI 150+				
23- 3	6- 3	4- 0	OVERALL	6- 0	5- 0	2- 0				
12- 1	3- 1	1- 0	HOME	2- 0	4- 0	2- 0				
8- 2	1- 2	2- 0	AWAY	4- 0	1- 0	0- 0				
3- 0	2- 0	1- 0	NEUTRAL	0- 0	0- 0	0- 0				
13- 1	4- 1	2- 0	NON-CONFERENCE	4- 0	1- 0	2- 0				
6- 1	1- 1	0- 0	HOME	2- 0	1- 0	2- 0				
4- 0	1- 0	1- 0	AWAY	2- 0	0- 0	0- 0				
3- 0	2- 0	1- 0	NEUTRAL	0- 0	0- 0	0- 0				
10- 2	2- 2	2- 0	CONFERENCE	2- 0	4- 0	0- 0				
6- 0	2- 0	1- 0	HOME	0- 0	3- 0	0- 0				
4- 2	0- 2	1- 0	AWAY	2- 0	1- 0	0- 0				
0- 0	0- 0	0- 0	NEUTRAL	0- 0	0- 0	0- 0				

RPI S	Opponent	Score	RPI S	Opponent	Score	RPI S	Opponent	Score	RPI S	Opponent	Score
3	H Louisville	82 68	29	N Oregon St.	91 81	58	A Clemson	101 63	104	A Boston College	97 47
6	H UConn	71 89	34	A DePaul	101 77	61	A Tennessee	77 62	104	H Boston College	92 63
8	A Marquette	87 63	44	A Georgia Tech	76 55	69	H Penn	75 55	117	H Wake Forest	78 48
10	H Iowa	105 71	44	H Georgia Tech	90 50	70	A Virginia Tech	80 51	127	H Western Ky.	94 53
13	N Gonzaga	81 65				74	A Toledo	72 56	130	H Pittsburgh	100 44
15	H Florida St.	97 70				86	H Harvard	103 58	151	H Lehigh	95 68
22	N Drake	82 64							253	H Binghamton	103 53
23	A Miami (FL)	65 72									
24	A North Carolina	73 78									
LAST 12 Division I GAMES:											
29	N Oregon St.	91 81	58	A Clemson	101 63						
22	N Drake	82 64	24	A North Carolina	73 78						
104	A Boston College	97 47	61	A Tennessee	77 62						
15	H Florida St.	97 70	104	H Boston College	92 63						
23	A Miami (FL)	65 72	70	A Virginia Tech	80 51						
44	H Georgia Tech	90 50	117	H Wake Forest	78 48						

Non-Div I Games:

Notre Dame

Loss, Non-Conf, S Site, H Home A Away N Neutral

Average RPI Win:	317	WON-LOST	WINNING	LAST 10	STRENGTH OF	OPP. STRENGTH	TEAM	ADJ.	CONF.	ADJ CONF.
Average RPI Loss:	143	RECORD	PCT. RANK	GAMES	SCHEDULE	OF SCHEDULE	RPI	RPI	RPI	RPI
DIV. I ONLY	3- 18	331	1- 0	159	209	299	299	20	20	
DIV. I NON-CONF.	1- 8	322	0- 0	26	113	230	230	17	17	
TOTALS	RPI 1-25	RPI 26-50	W-L RECORDS	RPI 51-100	RPI 101-150	RPI 150+				
3- 18	0- 1	0- 2	OVERALL	0- 4	0- 4	3- 7				
2- 7	0- 1	0- 1	HOME	0- 2	0- 1	2- 2				
1- 10	0- 0	0- 1	AWAY	0- 2	0- 2	1- 5				
0- 1	0- 0	0- 0	NEUTRAL	0- 0	0- 1	0- 0				
1- 8	0- 1	0- 2	NON-CONFERENCE	0- 2	0- 1	1- 2				
1- 3	0- 1	0- 1	HOME	0- 1	0- 0	1- 0				
0- 4	0- 0	0- 1	AWAY	0- 1	0- 0	0- 2				
0- 1	0- 0	0- 0	NEUTRAL	0- 0	0- 1	0- 0				
2- 10	0- 0	0- 0	CONFERENCE	0- 2	0- 3	2- 5				
1- 4	0- 0	0- 0	HOME	0- 1	0- 1	1- 2				
1- 6	0- 0	0- 0	AWAY	0- 1	0- 2	1- 3				
0- 0	0- 0	0- 0	NEUTRAL	0- 0	0- 0	0- 0				

RPI 1-25				RPI 26-50				RPI 51-100				RPI 101+ Team's RPI: 299			
RPI	S	Opponent	Score	RPI	S	Opponent	Score	RPI	S	Opponent	Score	RPI	S	Opponent	Score
20	H	Michigan St.	58 102	27	A	Central Mich.	61 104	55	H	Michigan	59 85	123	A	IUPUI	53 82
				41	H	Indiana	32 59	67	H	Green Bay	53 77	126	A	Youngstown St.	61 76
								76	A	Wright St.	58 69	126	H	Youngstown St.	55 69
								80	A	Kent St.	65 75	142	N	Akron	65 85
												155	A	Bradley	64 73
												190	A	Illinois St.	56 62
												193	H	Milwaukee	52 79
												271	A	Cleveland St.	90 98
												271	H	Cleveland St.	62 64
												278	A	Northern Ky.	50 72
												280	H	Canisius	71 60
												332	A	UIC	65 69
												336	A	Detroit Mercy	76 65
												336	H	Detroit Mercy	74 67
LAST 12 Division I GAMES:															
336	A	Detroit Mercy	76 65	193	H	Milwaukee	52 79								
271	A	Cleveland St.	90 98	123	A	IUPUI	53 82								
126	A	Youngstown St.	61 76	332	A	UIC	65 69								
278	A	Northern Ky.	50 72	336	H	Detroit Mercy	74 67								
76	A	Wright St.	58 69	126	H	Youngstown St.	55 69								
67	H	Green Bay	53 77	271	H	Cleveland St.	62 64								

Non-Div I Games: Grace Bible (MI) 94 48 Rochester College 64 46

Oakland

Loss, Non-Conf, S Site, H Home A Away N Neutral

Average RPI Win:	163	WON-LOST	WINNING	LAST 10	STRENGTH OF	OPP. STRENGTH	TEAM	ADJ.	CONF.	ADJ CONF.
Average RPI Loss:	53	RECORD	PCT. RANK	GAMES	SCHEDULE	OF SCHEDULE	RPI	RPI	RPI	RPI
DIV. I ONLY	20- 3	11	0- 1	131	86	33	33	7	7	
DIV. I NON-CONF.	11- 0	1	0- 0	274	147	41	41	8	8	
TOTALS	RPI 1-25	RPI 26-50	W-L RECORDS	RPI 51-100	RPI 101-150	RPI 150+				
20- 3	0- 0	2- 1	OVERALL	5- 2	3- 0	10- 0				
10- 2	0- 0	0- 1	HOME	2- 1	2- 0	6- 0				
8- 1	0- 0	2- 0	AWAY	2- 1	1- 0	3- 0				
2- 0	0- 0	0- 0	NEUTRAL	1- 0	0- 0	1- 0				
11- 0	0- 0	0- 0	NON-CONFERENCE	3- 0	2- 0	6- 0				
6- 0	0- 0	0- 0	HOME	1- 0	1- 0	4- 0				
3- 0	0- 0	0- 0	AWAY	1- 0	1- 0	1- 0				
2- 0	0- 0	0- 0	NEUTRAL	1- 0	0- 0	1- 0				
9- 3	0- 0	2- 1	CONFERENCE	2- 2	1- 0	4- 0				
4- 2	0- 0	0- 1	HOME	1- 1	1- 0	2- 0				
5- 1	0- 0	2- 0	AWAY	1- 1	0- 0	2- 0				
0- 0	0- 0	0- 0	NEUTRAL	0- 0	0- 0	0- 0				

RPI 1-25				RPI 26-50		Team's RPI: 33		RPI 51-100				RPI 101+			
RPI	S	Opponent	Score	RPI	S	Opponent	Score	RPI	S	Opponent	Score	RPI	S	Opponent	Score
				27	A	Central Mich.	78 75	53	H	Purdue	80 73	107	H	UNCW	95 72
				27	H	Central Mich.	70 88	57	H	Miami (OH)	61 67	123	A	IUPUI	73 66
				31	A	Buffalo	74 71	66	N	Lamar University	87 62	142	H	Akron	92 70
								74	A	Toledo	50 76	186	A	Ball St.	90 75
								80	H	Kent St.	83 81	186	H	Ball St.	94 62
								96	A	Northern Ill.	69 53	194	H	Eastern Mich.	85 44
								97	A	American	77 67	210	A	Bowling Green	82 79
												230	N	St. Bonaventure	70 53
												253	H	Binghamton	86 49
												258	A	Richmond	109 58
												271	H	Cleveland St.	72 54
												327	H	Eastern Ky.	100 60
												328	H	Coppin St.	87 62
LAST 12 Division I GAMES:															
				74	A	Toledo	50 76	96	A	Northern Ill.	69 53				
				27	A	Central Mich.	78 75	194	H	Eastern Mich.	85 44				
				142	H	Akron	92 70	80	H	Kent St.	83 81				
				186	H	Ball St.	94 62	186	A	Ball St.	90 75				
				57	H	Miami (OH)	61 67	27	H	Central Mich.	70 88				
				210	A	Bowling Green	82 79	31	A	Buffalo	74 71				

Non-Div I Games:

Ohio

■ Loss,
 ■ Non-Conf,
 ■ S Site,
 ■ H Home
 ■ A Away
 N Neutral

Average RPI Win:	128	WON-LOST	WINNING	LAST 10	STRENGTH OF	OPP. STRENGTH	TEAM	ADJ.	CONF.	ADJ CONF.
Average RPI Loss:	63	RECORD	PCT. RANK	GAMES	SCHEDULE	OF SCHEDULE	RPI	RPI	RPI	RPI
DIV. I ONLY	10- 12	196	0- 1	27	15	107	107	4	4	
DIV. I NON-CONF.	4- 5	190	0- 0	123	7	187	187	6	6	
TOTALS	RPI 1-25	RPI 26-50	W-L RECORDS	RPI 51-100	RPI 101-150	RPI 150+				
10- 12	2- 4	1- 1	OVERALL	1- 5	3- 2	3- 0				
8- 4	2- 2	1- 0	HOME	1- 1	1- 1	3- 0				
2- 6	0- 2	0- 0	AWAY	0- 3	2- 1	0- 0				
0- 2	0- 0	0- 1	NEUTRAL	0- 1	0- 0	0- 0				
4- 5	1- 1	0- 1	NON-CONFERENCE	1- 1	0- 2	2- 0				
4- 1	1- 0	0- 0	HOME	1- 0	0- 1	2- 0				
0- 2	0- 1	0- 0	AWAY	0- 0	0- 1	0- 0				
0- 2	0- 0	0- 1	NEUTRAL	0- 1	0- 0	0- 0				
6- 7	1- 3	1- 0	CONFERENCE	0- 4	3- 0	1- 0				
4- 3	1- 2	1- 0	HOME	0- 1	1- 0	1- 0				
2- 4	0- 1	0- 0	AWAY	0- 3	2- 0	0- 0				
0- 0	0- 0	0- 0	NEUTRAL	0- 0	0- 0	0- 0				

RPI	S	Opponent	Score	RPI	S	Opponent	Score	RPI	S	Opponent	Score	RPI	S	Opponent	Score	Team's RPI: 107
6	A	UConn	53 85	41	H	Indiana	55 50	53	A	Purdue	42 60	112	A	Minnesota	65 55	
10	H	Iowa	52 78	46	N	Butler	53 66	55	A	Michigan	58 62	134	A	Penn St.	76 71	
17	A	Maryland	69 75					70	N	Virginia Tech	73 81	134	H	Penn St.	78 73	
17	H	Maryland	57 70					82	H	Cincinnati	69 56	144	A	Washington	59 69	
20	H	Michigan St.	65 55					90	A	Northwestern	59 76	146	H	South Fla.	47 71	
24	H	North Carolina	76 69					98	H	Nebraska	69 78	188	H	Illinois	78 70	
												211	H	Florida	46 41	
												336	H	Detroit Mercy	55 41	
LAST 12 Division I GAMES:																
10	H	Iowa	52 78	55	A	Michigan	58 62									
134	H	Penn St.	78 73	134	A	Penn St.	76 71									
90	A	Northwestern	59 76	20	H	Michigan St.	65 55									
188	H	Illinois	78 70	41	H	Indiana	55 50									
112	A	Minnesota	65 55	17	A	Maryland	69 75									
17	H	Maryland	57 70	98	H	Nebraska	69 78									

Non-Div I Games:

Ohio St.

■ Loss,
 ■ Non-Conf, S Site,
 ■ Home
 ■ Away
 N Neutral

Average RPI Win:	204	WON-LOST	WINNING	LAST 10	STRENGTH OF	OPP. STRENGTH	TEAM	ADJ.	CONF.	ADJ CONF.
Average RPI Loss:	59	RECORD	PCT. RANK	GAMES	SCHEDULE	OF SCHEDULE	RPI	RPI	RPI	RPI
DIV. I ONLY	6- 17	296	0- 1	12	40	158	158	3	3	
DIV. I NON-CONF.	4- 7	228	0- 1	40	104	158	158	3	3	
TOTALS	RPI 1-25	RPI 26-50	W-L RECORDS	RPI 51-100	RPI 101-150	RPI 150+				
6- 17	0- 3	0- 5	OVERALL	0- 5	3- 4	3- 0				
5- 6	0- 2	0- 2	HOME	0- 2	0- 3	2- 0				
1- 9	0- 1	0- 3	AWAY	0- 2	0- 3	1- 0				
0- 2	0- 0	0- 0	NEUTRAL	0- 1	0- 1	0- 0				
4- 7	0- 1	0- 2	NON-CONFERENCE	0- 2	1- 2	3- 0				
3- 2	0- 1	0- 1	HOME	0- 0	1- 0	2- 0				
1- 3	0- 0	0- 1	AWAY	0- 1	0- 1	1- 0				
0- 2	0- 0	0- 0	NEUTRAL	0- 1	0- 1	0- 0				
2- 10	0- 2	0- 3	CONFERENCE	0- 3	2- 2	0- 0				
2- 4	0- 1	0- 1	HOME	0- 2	2- 0	0- 0				
0- 6	0- 1	0- 2	AWAY	0- 1	0- 2	0- 0				
0- 0	0- 0	0- 0	NEUTRAL	0- 0	0- 0	0- 0				

RPI 1-25				RPI 26-50				RPI 51-100				RPI 101+ Team's RPI: 158			
RPI	S	Opponent	Score	RPI	S	Opponent	Score	RPI	S	Opponent	Score	RPI	S	Opponent	Score
2	H	Baylor	53 74	26	A	Texas	63 73	52	A	New Mexico	80 84	113	A	Oklahoma St.	74 84
6	H	UConn	63 72	26	H	Texas	67 76	58	N	Clemson	62 74	125	N	UAB	84 89
11	A	Iowa St.	78 104	34	H	DePaul	76 87	59	A	Kansas St.	56 86	127	H	Western Ky.	90 83
				37	A	TCU	71 86	59	H	Kansas St.	75 83	131	A	Kansas	79 88
				48	A	Auburn	79 95	65	H	West Virginia	55 66	131	H	Kansas	78 67
												146	A	South Fla.	70 87
												148	H	Texas Tech	66 61
												206	A	SMU	77 61
												281	H	Central Ark.	65 52
												330	H	Northwestern St.	93 56
LAST 12 Division I GAMES:															
58	N	Clemson	62 74	2	H	Baylor	53 74								
131	H	Kansas	78 67	37	A	TCU	71 86								
59	H	Kansas St.	75 83	11	A	Iowa St.	78 104								
113	A	Oklahoma St.	74 84	65	H	West Virginia	55 66								
26	H	Texas	67 76	26	A	Texas	63 73								
131	A	Kansas	79 88	59	A	Kansas St.	56 86								

Non-Div I Games:

Oklahoma

■ Loss,
■ Non-Conf,
■ S Site,
■ H Home
■ A Away
N Neutral

Average RPI Win:	188	WON-LOST	WINNING	LAST 10	STRENGTH OF	OPP. STRENGTH	TEAM	ADJ.	CONF.	ADJ CONF.
Average RPI Loss:	47	RECORD	PCT. RANK	GAMES	SCHEDULE	OF SCHEDULE	RPI	RPI	RPI	RPI
DIV. I ONLY	13- 10	138	0- 1	73	48	113	113	3	3	
DIV. I NON-CONF.	9- 2	43	0- 0	273	156	110	110	3	3	
TOTALS	RPI 1-25	RPI 26-50	W-L RECORDS	RPI 51-100	RPI 101-150	RPI 150+				
13- 10	0- 2	1- 4	OVERALL	0- 3	2- 1	10- 0				
11- 4	0- 2	1- 1	HOME	0- 1	1- 0	9- 0				
2- 6	0- 0	0- 3	AWAY	0- 2	1- 1	1- 0				
0- 0	0- 0	0- 0	NEUTRAL	0- 0	0- 0	0- 0				
9- 2	0- 0	0- 1	NON-CONFERENCE	0- 1	0- 0	9- 0				
8- 1	0- 0	0- 0	HOME	0- 1	0- 0	8- 0				
1- 1	0- 0	0- 1	AWAY	0- 0	0- 0	1- 0				
0- 0	0- 0	0- 0	NEUTRAL	0- 0	0- 0	0- 0				
4- 8	0- 2	1- 3	CONFERENCE	0- 2	2- 1	1- 0				
3- 3	0- 2	1- 1	HOME	0- 0	1- 0	1- 0				
1- 5	0- 0	0- 2	AWAY	0- 2	1- 1	0- 0				
0- 0	0- 0	0- 0	NEUTRAL	0- 0	0- 0	0- 0				

RPI 1-25				RPI 26-50				RPI 51-100				RPI 101+ Team's RPI: 113			
RPI	S	Opponent	Score	RPI	S	Opponent	Score	RPI	S	Opponent	Score	RPI	S	Opponent	Score
2	H	Baylor	58 66	26	A	Texas	51 60	59	A	Kansas St.	48 59	131	A	Kansas	72 62
11	H	Iowa St.	71 84	26	H	Texas	55 61	61	H	Tennessee	63 76	148	A	Texas Tech	78 90
				37	A	TCU	55 69	65	A	West Virginia	58 67	148	H	Texas Tech	65 57
				37	H	TCU	75 71					158	H	Oklahoma	84 74
				39	A	UCLA	59 71					166	H	UC Riverside	76 51
												173	H	Arkansas St.	62 60
												174	H	Oral Roberts	89 69
												182	H	Texas St.	66 55
												200	H	Prairie View	70 50
												219	H	Grambling	86 40
												248	A	Wichita St.	60 47
												270	H	Samford	82 62
												339	H	Houston Baptist	77 44
LAST 12 Division I GAMES:															
26	H	Texas	55 61	59	A	Kansas St.	48 59								
148	A	Texas Tech	78 90	131	A	Kansas	72 62								
158	H	Oklahoma	84 74	148	H	Texas Tech	65 57								
37	A	TCU	55 69	65	A	West Virginia	58 67								
2	H	Baylor	58 66	37	H	TCU	75 71								
11	H	Iowa St.	71 84	26	A	Texas	51 60								

Non-Div I Games:

Oklahoma St.

■ Loss,
 ■ Non-Conf, S Site,
 ■ Home
 ■ Away
 N Neutral

Average RPI Win:	202	WON-LOST	WINNING	LAST 10	STRENGTH OF	OPP. STRENGTH	TEAM	ADJ.	CONF.	ADJ CONF.
Average RPI Loss:	94	RECORD	PCT. RANK	GAMES	SCHEDULE	OF SCHEDULE	RPI	RPI	RPI	RPI
DIV. I ONLY	17- 7	71	0- 1	94	176	71	71	15	15	
DIV. I NON-CONF.	9- 3	61	0- 1	46	204	40	40	18	18	
TOTALS	RPI 1-25	RPI 26-50	W-L RECORDS	RPI 51-100	RPI 101-150	RPI 150+				
17- 7	0- 1	0- 2	OVERALL	2- 1	3- 2	12- 1				
9- 2	0- 0	0- 0	HOME	1- 1	1- 1	7- 0				
6- 4	0- 1	0- 1	AWAY	1- 0	1- 1	4- 1				
2- 1	0- 0	0- 1	NEUTRAL	0- 0	1- 0	1- 0				
9- 3	0- 1	0- 1	NON-CONFERENCE	1- 1	3- 0	5- 0				
4- 1	0- 0	0- 0	HOME	0- 1	1- 0	3- 0				
3- 1	0- 1	0- 0	AWAY	1- 0	1- 0	1- 0				
2- 1	0- 0	0- 1	NEUTRAL	0- 0	1- 0	1- 0				
8- 4	0- 0	0- 1	CONFERENCE	1- 0	0- 2	7- 1				
5- 1	0- 0	0- 0	HOME	1- 0	0- 1	4- 0				
3- 3	0- 0	0- 1	AWAY	0- 0	0- 1	3- 1				
0- 0	0- 0	0- 0	NEUTRAL	0- 0	0- 0	0- 0				

RPI S	Opponent	Score	RPI S	Opponent	Score	RPI S	Opponent	Score	RPI S	Opponent	Score
9	A NC State	56 85	30	A Rice	42 48	51	H Middle Tenn.	70 65	103	H VCU	60 57
			45	N Saint Mary's (CA)	65 83	82	A Cincinnati	76 72	125	H UAB	61 69
						94	H Virginia	67 73	127	A Western Ky.	60 75
									129	A Tulane	56 48
									132	N Tennessee Tech	80 73
									152	A Louisiana Tech	70 59
									165	H William & Mary	83 69
									171	A North Texas	72 71
									192	A Southern Miss.	53 50
									225	A Marshall	48 57
									237	A Campbell	83 59
									245	N Jacksonville	78 76
									264	H UTEP	78 59
									269	H Norfolk St.	69 53
									294	H Fla. Atlantic	87 53
									297	H UTSA	72 47
									325	H FIU	95 68
									328	H Coppin St.	81 51
LAST 12 Division I GAMES:											
45	N Saint Mary's (CA)	65 83	264	H UTEP	78 59						
51	H Middle Tenn.	70 65	192	A Southern Miss.	53 50						
125	H UAB	61 69	152	A Louisiana Tech	70 59						
30	A Rice	42 48	325	H FIU	95 68						
171	A North Texas	72 71	294	H Fla. Atlantic	87 53						
297	H UTSA	72 47	127	A Western Ky.	60 75						

Non-Div I Games:

Old Dominion

■ Loss,
 ■ Non-Conf,
 ■ S Site,
 ■ H Home
 ■ A Away
 N Neutral

Average RPI Win:	228	WON-LOST	WINNING	LAST 10	STRENGTH OF	OPP. STRENGTH	TEAM	ADJ.	CONF.	ADJ CONF.
Average RPI Loss:	75	RECORD	PCT. RANK	GAMES	SCHEDULE	OF SCHEDULE	RPI	RPI	RPI	RPI
DIV. I ONLY	8- 16	259	0- 1	60	80	195	195	5	5	
DIV. I NON-CONF.	6- 8	199	0- 0	149	208	249	249	4	4	
TOTALS	RPI 1-25	RPI 26-50	W-L RECORDS	RPI 51-100	RPI 101-150	RPI 150+				
8- 16	1- 4	0- 3	OVERALL	0- 4	0- 2	7- 3				
7- 8	0- 1	0- 2	HOME	0- 3	0- 1	7- 1				
1- 5	1- 2	0- 1	AWAY	0- 0	0- 0	0- 2				
0- 3	0- 1	0- 0	NEUTRAL	0- 1	0- 1	0- 0				
6- 8	0- 1	0- 1	NON-CONFERENCE	0- 2	0- 2	6- 2				
6- 4	0- 0	0- 1	HOME	0- 1	0- 1	6- 1				
0- 1	0- 0	0- 0	AWAY	0- 0	0- 0	0- 1				
0- 3	0- 1	0- 0	NEUTRAL	0- 1	0- 1	0- 0				
2- 8	1- 3	0- 2	CONFERENCE	0- 2	0- 0	1- 1				
1- 4	0- 1	0- 1	HOME	0- 2	0- 0	1- 0				
1- 4	1- 2	0- 1	AWAY	0- 0	0- 0	0- 1				
0- 0	0- 0	0- 0	NEUTRAL	0- 0	0- 0	0- 0				

RPI 1-25				RPI 26-50				RPI 51-100				RPI 101+ Team's RPI: 195			
RPI	S	Opponent	Score	RPI	S	Opponent	Score	RPI	S	Opponent	Score	RPI	S	Opponent	Score
6	N	UConn	50 90	32	A	Missouri	55 78	53	N	Purdue	59 70	109	N	St. John's (NY)	59 64
7	A	Mississippi St.	49 80	37	H	TCU	50 55	56	H	LSU	41 55	123	H	IUPUI	58 66
14	A	South Carolina	42 76	48	H	Auburn	51 64	80	H	Troy	54 71	152	A	Louisiana Tech	71 80
21	H	Texas A&M	60 72					85	H	Arkansas	55 85	169	H	Temple	62 55
25	A	Kentucky	55 49									176	A	Vanderbilt	68 80
												203	H	Jacksonville St.	49 60
												211	H	Florida	76 66
												251	H	Louisiana	79 57
												269	H	Norfolk St.	60 42
												274	H	North Florida	82 69
												279	H	Western Mich.	69 66
												345	H	Savannah St.	74 51
LAST 12 Division I GAMES:															
14	A	South Carolina	42 76	25	A	Kentucky	55 49								
21	H	Texas A&M	60 72	56	H	LSU	41 55								
48	H	Auburn	51 64	85	H	Arkansas	55 85								
7	A	Mississippi St.	49 80	32	A	Missouri	55 78								
176	A	Vanderbilt	68 80	274	H	North Florida	82 69								
211	H	Florida	76 66	80	H	Troy	54 71								

Non-Div I Games:

Ole Miss

■ Loss,
■ Non-Conf,
■ S Site,
■ H Home
■ A Away
N Neutral

Average RPI Win: 325	WON-LOST	WINNING	LAST 10	STRENGTH OF	OPP. STRENGTH	TEAM	ADJ.	CONF.	ADJ CONF.
Average RPI Loss: 148	RECORD	PCT. RANK	GAMES	SCHEDULE	OF SCHEDULE	RPI	RPI	RPI	RPI
DIV. I ONLY	5- 18	311	1- 0	246	245	314	314	19	19
DIV. I NON-CONF.	4- 7	228	1- 0	300	309	287	287	19	19
TOTALS	RPI 1-25	RPI 26-50	W-L RECORDS	RPI 51-100	RPI 101-150	RPI 150+			
5- 18	0- 0	0- 4	OVERALL	0- 2	0- 2	5- 10			
3- 8	0- 0	0- 2	HOME	0- 0	0- 0	3- 6			
1- 9	0- 0	0- 2	AWAY	0- 2	0- 2	1- 3			
1- 1	0- 0	0- 0	NEUTRAL	0- 0	0- 0	1- 1			
4- 7	0- 0	0- 0	NON-CONFERENCE	0- 2	0- 2	4- 3			
2- 2	0- 0	0- 0	HOME	0- 0	0- 0	2- 2			
1- 4	0- 0	0- 0	AWAY	0- 2	0- 2	1- 0			
1- 1	0- 0	0- 0	NEUTRAL	0- 0	0- 0	1- 1			
1- 11	0- 0	0- 4	CONFERENCE	0- 0	0- 0	1- 7			
1- 6	0- 0	0- 2	HOME	0- 0	0- 0	1- 4			
0- 5	0- 0	0- 2	AWAY	0- 0	0- 0	0- 3			
0- 0	0- 0	0- 0	NEUTRAL	0- 0	0- 0	0- 0			

RPI S	Opponent	Score	RPI S	Opponent	Score	RPI S	Opponent	Score	RPI S	Opponent	Score	Team's RPI: 314
28	A South Dakota St.	47 81	59	A Kansas St.	46 61	115	A Creighton	51 66				
28	H South Dakota St.	38 82	87	A UNI	50 79	137	A Montana St.	56 59				
40	A South Dakota	33 78				155	H Bradley	60 80				
40	H South Dakota	49 80				156	H CSUN	52 64				
						174	H Oral Roberts	56 71				
						175	H Denver	68 95				
						220	A Western Ill.	70 78				
						220	H Western Ill.	67 79				
						226	A North Dakota	57 68				
						226	H North Dakota	68 69				
						237	N Campbell	52 65				
						275	H CSU Bakersfield	53 46				
						322	H North Dakota St.	78 61				
						333	A Purdue Fort Wayne	48 56				
						336	A Detroit Mercy	51 42				
						343	H USC Upstate	96 69				
						349	N Florida A&M	57 50				
LAST 12 Division I GAMES:												
349	N Florida A&M	57 50	333	A Purdue Fort Wayne	48 56							
28	H South Dakota St.	38 82	40	H South Dakota	49 80							
220	H Western Ill.	67 79	220	A Western Ill.	70 78							
40	A South Dakota	33 78	226	A North Dakota	57 68							
226	H North Dakota	68 69	322	H North Dakota St.	78 61							
28	A South Dakota St.	47 81	174	H Oral Roberts	56 71							

Non-Div I Games: Peru St. 91 44 Graceland (IA) 81 39

Omaha

Loss, Non-Conf, S Site, H Home A Away N Neutral

Oral Roberts

Through Games Of Feb. 13, 2019

Average RPI Win:	269	WON-LOST	WINNING	LAST 10	STRENGTH OF	OPP. STRENGTH	TEAM	ADJ.	CONF.	ADJ CONF.
Average RPI Loss:	93	RECORD	PCT. RANK	GAMES	SCHEDULE	OF SCHEDULE	RPI	RPI	RPI	RPI
DIV. I ONLY	12- 12	163	1- 0	186	171	174	174	19	19	
DIV. I NON-CONF.	5- 6	177	0- 0	168	112	159	159	19	19	
TOTALS	RPI 1-25	RPI 26-50	W-L RECORDS	RPI 51-100	RPI 101-150	RPI 150+				
12- 12	0- 1	0- 4	OVERALL	0- 2	0- 3	12- 2				
6- 5	0- 0	0- 2	HOME	0- 1	0- 1	6- 1				
6- 7	0- 1	0- 2	AWAY	0- 1	0- 2	6- 1				
0- 0	0- 0	0- 0	NEUTRAL	0- 0	0- 0	0- 0				
5- 6	0- 1	0- 0	NON-CONFERENCE	0- 2	0- 3	5- 0				
2- 2	0- 0	0- 0	HOME	0- 1	0- 1	2- 0				
3- 4	0- 1	0- 0	AWAY	0- 1	0- 2	3- 0				
0- 0	0- 0	0- 0	NEUTRAL	0- 0	0- 0	0- 0				
7- 6	0- 0	0- 4	CONFERENCE	0- 0	0- 0	7- 2				
4- 3	0- 0	0- 2	HOME	0- 0	0- 0	4- 1				
3- 3	0- 0	0- 2	AWAY	0- 0	0- 0	3- 1				
0- 0	0- 0	0- 0	NEUTRAL	0- 0	0- 0	0- 0				

RPI 1-25				RPI 26-50				RPI 51-100				RPI 101+				Team's RPI: 174	
RPI	S	Opponent	Score	RPI	S	Opponent	Score	RPI	S	Opponent	Score	RPI	S	Opponent	Score		
10	A	Iowa	77 90	28	A	South Dakota St.	55 68	85	A	Arkansas	61 74	113	A	Oklahoma St.	69 89		
				28	H	South Dakota St.	65 74	89	H	UT Arlington	62 80	131	A	Kansas	58 70		
				40	A	South Dakota	64 75					147	H	Tulsa	68 76		
				40	H	South Dakota	72 76					175	A	Denver	76 93		
												175	H	Denver	74 66		
												180	A	Sam Houston St.	73 62		
												182	A	Texas St.	81 64		
												220	H	Western Ill.	68 64		
												226	H	North Dakota	67 75		
												239	H	UMKC	75 64		
												268	H	Southern Utah	64 59		
												314	A	Omaha	71 56		
												322	A	North Dakota St.	65 54		
												322	H	North Dakota St.	101 72		
												333	A	Purdue Fort Wayne	72 61		
												333	H	Purdue Fort Wayne	66 56		
												339	A	Houston Baptist	74 56		
LAST 12 Division I GAMES:																	
322	A	North Dakota St.	65 54	175	A	Denver	76 93										
40	A	South Dakota	64 75	40	H	South Dakota	72 76										
175	H	Denver	74 66	28	A	South Dakota St.	55 68										
28	H	South Dakota St.	65 74	333	A	Purdue Fort Wayne	72 61										
333	H	Purdue Fort Wayne	66 56	220	H	Western Ill.	68 64										
322	H	North Dakota St.	101 72	226	H	North Dakota	67 75										

Non-Div I Games: Harris-Stowe 74 46 Cent. Christian (KS94 47

Oral Roberts

Loss, Non-Conf, S Site, H Home A Away N Neutral

Oregon

Through Games Of Feb. 13, 2019

Average RPI Win:	97	WON-LOST	WINNING	LAST 10	STRENGTH OF	OPP. STRENGTH	TEAM	ADJ.	CONF.	ADJ CONF.
Average RPI Loss:	20	RECORD	PCT. RANK	GAMES	SCHEDULE	OF SCHEDULE	RPI	RPI	RPI	RPI
DIV. I ONLY	22- 1	2	1- 0	22	7	4	4	2	2	
DIV. I NON-CONF.	10- 1	17	0- 0	17	41	5	5	2	2	
TOTALS	RPI 1-25	RPI 26-50	W-L RECORDS	RPI 51-100	RPI 101-150	RPI 150+				
22- 1	4- 1	7- 0	OVERALL	1- 0	5- 0	5- 0				
12- 0	3- 0	2- 0	HOME	1- 0	3- 0	3- 0				
9- 1	1- 1	5- 0	AWAY	0- 0	2- 0	1- 0				
1- 0	0- 0	0- 0	NEUTRAL	0- 0	0- 0	1- 0				
10- 1	2- 1	3- 0	NON-CONFERENCE	0- 0	0- 0	5- 0				
6- 0	2- 0	1- 0	HOME	0- 0	0- 0	3- 0				
3- 1	0- 1	2- 0	AWAY	0- 0	0- 0	1- 0				
1- 0	0- 0	0- 0	NEUTRAL	0- 0	0- 0	1- 0				
12- 0	2- 0	4- 0	CONFERENCE	1- 0	5- 0	0- 0				
6- 0	1- 0	1- 0	HOME	1- 0	3- 0	0- 0				
6- 0	1- 0	3- 0	AWAY	0- 0	2- 0	0- 0				
0- 0	0- 0	0- 0	NEUTRAL	0- 0	0- 0	0- 0				

RPI	S	Opponent	Score	RPI	S	Opponent	Score	RPI	S	Opponent	Score	RPI	S	Opponent	Score
5	A	Stanford	88 48	28	A	South Dakota St.	87 79	79	H	Arizona	93 60	122	A	Washington St.	79 64
7	H	Mississippi St.	82 74	31	H	Buffalo	102 82					122	H	Washington St.	98 58
12	H	Syracuse	75 73	36	A	California	105 82					140	H	Colorado	102 43
18	H	Arizona St.	77 71	39	A	UCLA	72 52					144	A	Washington	76 57
20	A	Michigan St.	82 88	45	A	Saint Mary's (CA)	79 55					144	H	Washington	84 71
				49	H	Utah	87 65					164	H	UC Irvine	115 69
				50	A	Southern California	93 53					166	N	UC Riverside	94 44
												213	A	Utah St.	88 58
												261	H	Long Beach St.	110 48
												263	H	Air Force	82 36
LAST 12 Division I GAMES:															
5	A	Stanford	88 48	79	H	Arizona	93 60								
36	A	California	105 82	18	H	Arizona St.	77 71								
140	H	Colorado	102 43	39	A	UCLA	72 52								
49	H	Utah	87 65	50	A	Southern California	93 53								
144	A	Washington	76 57	122	H	Washington St.	98 58								
122	A	Washington St.	79 64	144	H	Washington	84 71								

Non-Div I Games: Alas. Fairbanks 115 36

Oregon

Loss, Non-Conf, S Site, H Home A Away N Neutral

Average RPI Win:	139	WON-LOST	WINNING	LAST 10	STRENGTH OF	OPP. STRENGTH	TEAM	ADJ.	CONF.	ADJ CONF.
Average RPI Loss:	11	RECORD	PCT. RANK	GAMES	SCHEDULE	OF SCHEDULE	RPI	RPI	RPI	RPI
DIV. I ONLY	20- 4	17	0- 1	119	3	29	29	2	2	
DIV. I NON-CONF.	10- 2	37	0- 1	217	19	69	69	2	2	
TOTALS	RPI 1-25	RPI 26-50	W-L RECORDS	RPI 51-100	RPI 101-150	RPI 150+				
20- 4	1- 4	5- 0	OVERALL	2- 0	6- 0	6- 0				
12- 1	0- 1	2- 0	HOME	2- 0	3- 0	5- 0				
5- 1	0- 1	3- 0	AWAY	0- 0	2- 0	0- 0				
3- 2	1- 2	0- 0	NEUTRAL	0- 0	1- 0	1- 0				
10- 2	1- 2	1- 0	NON-CONFERENCE	1- 0	1- 0	6- 0				
7- 0	0- 0	1- 0	HOME	1- 0	0- 0	5- 0				
0- 0	0- 0	0- 0	AWAY	0- 0	0- 0	0- 0				
3- 2	1- 2	0- 0	NEUTRAL	0- 0	1- 0	1- 0				
10- 2	0- 2	4- 0	CONFERENCE	1- 0	5- 0	0- 0				
5- 1	0- 1	1- 0	HOME	1- 0	3- 0	0- 0				
5- 1	0- 1	3- 0	AWAY	0- 0	2- 0	0- 0				
0- 0	0- 0	0- 0	NEUTRAL	0- 0	0- 0	0- 0				

RPI S	Opponent	Score	RPI S	Opponent	Score	Team's RPI: 29	RPI S	Opponent	Score	RPI S	Opponent	Score
1 N	Notre Dame	81 91	36 A	California	82 74		77 H	Duke	71 57	122 A	Washington St.	52 35
5 A	Stanford	44 61	39 A	UCLA	83 73		79 H	Arizona	86 64	122 H	Washington St.	76 69
14 N	South Carolina	70 68	45 H	Saint Mary's (CA)	89 56					127 N	Western Ky.	74 60
18 H	Arizona St.	76 79	49 H	Utah	71 63					140 H	Colorado	89 65
21 N	Texas A&M	70 76	50 A	Southern California	76 52					144 A	Washington	86 39
										144 H	Washington	78 67
										183 H	Santa Clara	82 31
										196 N	Eastern Wash.	93 45
										275 H	CSU Bakersfield	92 52
										285 H	La Salle	100 46
										312 H	Cal Poly	79 54
										347 H	Ark.-Pine Bluff	89 33
LAST 12 Division I GAMES:												
1 N	Notre Dame	81 91	122 A	Washington St.	52 35							
14 N	South Carolina	70 68	144 A	Washington	86 39							
36 A	California	82 74	18 H	Arizona St.	76 79							
5 A	Stanford	44 61	79 H	Arizona	86 64							
49 H	Utah	71 63	50 A	Southern California	76 52							
140 H	Colorado	89 65	39 A	UCLA	83 73							

Non-Div I Games:

Oregon St.

■ Loss,
■ Non-Conf,
■ S Site,
■ H Home
■ A Away
N Neutral

Pacific

Through Games Of Feb. 13, 2019

Average RPI Win:	206	WON-LOST	WINNING	LAST 10	STRENGTH OF	OPP. STRENGTH	TEAM	ADJ.	CONF.	ADJ CONF.
Average RPI Loss:	40	RECORD	PCT. RANK	GAMES	SCHEDULE	OF SCHEDULE	RPI	RPI	RPI	RPI
DIV. I ONLY	15- 8	90	0- 1	101	91	84	84	8	8	
DIV. I NON-CONF.	7- 3	83	0- 0	207	165	89	89	7	7	
TOTALS	RPI 1-25	RPI 26-50	W-L RECORDS	RPI 51-100	RPI 101-150	RPI 150+				
15- 8	0- 3	2- 3	OVERALL	1- 2	1- 0	11- 0				
8- 3	0- 1	2- 1	HOME	0- 1	1- 0	5- 0				
7- 4	0- 2	0- 1	AWAY	1- 1	0- 0	6- 0				
0- 1	0- 0	0- 1	NEUTRAL	0- 0	0- 0	0- 0				
7- 3	0- 1	1- 1	NON-CONFERENCE	1- 1	0- 0	5- 0				
4- 0	0- 0	1- 0	HOME	0- 0	0- 0	3- 0				
3- 2	0- 1	0- 0	AWAY	1- 1	0- 0	2- 0				
0- 1	0- 0	0- 1	NEUTRAL	0- 0	0- 0	0- 0				
8- 5	0- 2	1- 2	CONFERENCE	0- 1	1- 0	6- 0				
4- 3	0- 1	1- 1	HOME	0- 1	1- 0	2- 0				
4- 2	0- 1	0- 1	AWAY	0- 0	0- 0	4- 0				
0- 0	0- 0	0- 0	NEUTRAL	0- 0	0- 0	0- 0				

RPI S	Opponent	Score	RPI S	Opponent	Score	RPI S	Opponent	Score	RPI S	Opponent	Score
13	A Gonzaga	65 88	36	N California	69 81	66	A Lamar University	66 82	124	H Pepperdine	78 67
13	H Gonzaga	51 63	38	A BYU	49 75	91	A UC Davis	83 80	161	A Portland	76 66
16	A UCF	57 64	38	H BYU	74 77	99	H Loyola Marymount	67 72	161	H Portland	87 77
			45	H Saint Mary's (CA)	76 67				183	A Santa Clara	74 70
			47	H Wyoming	70 64				242	A San Francisco	85 75
									246	A Cal St. Fullerton	72 64
									255	A San Diego	70 53
									255	H San Diego	79 47
									296	H UC Santa Barbara	69 53
									317	A San Jose St.	91 67
									322	H North Dakota St.	75 68
									342	H Seattle U	75 61
LAST 12 Division I GAMES:											
38	A BYU	49 75	242	A San Francisco	85 75						
255	A San Diego	70 53	183	A Santa Clara	74 70						
161	H Portland	87 77	255	H San Diego	79 47						
13	H Gonzaga	51 63	38	H BYU	74 77						
124	H Pepperdine	78 67	13	A Gonzaga	65 88						
99	H Loyola Marymount	67 72	161	A Portland	76 66						

Non-Div I Games:

Pacific

■ Loss,
■ Non-Conf, S Site,
■ Home
■ Away
N Neutral

Average RPI Win:	217	WON-LOST	WINNING	LAST 10	STRENGTH OF	OPP. STRENGTH	TEAM	ADJ.	CONF.	ADJ CONF.
Average RPI Loss:	39	RECORD	PCT. RANK	GAMES	SCHEDULE	OF SCHEDULE	RPI	RPI	RPI	RPI
DIV. I ONLY	14- 3	22	1- 0	217	102	69	69	11	11	
DIV. I NON-CONF.	9- 3	61	0- 0	243	77	90	90	11	11	
TOTALS	RPI 1-25	RPI 26-50	W-L RECORDS	RPI 51-100	RPI 101-150	RPI 150+				
14- 3	0- 1	0- 1	OVERALL	3- 1	0- 0	11- 0				
6- 1	0- 0	0- 1	HOME	1- 0	0- 0	5- 0				
8- 1	0- 1	0- 0	AWAY	2- 0	0- 0	6- 0				
0- 1	0- 0	0- 0	NEUTRAL	0- 1	0- 0	0- 0				
9- 3	0- 1	0- 1	NON-CONFERENCE	1- 1	0- 0	8- 0				
4- 1	0- 0	0- 1	HOME	0- 0	0- 0	4- 0				
5- 1	0- 1	0- 0	AWAY	1- 0	0- 0	4- 0				
0- 1	0- 0	0- 0	NEUTRAL	0- 1	0- 0	0- 0				
5- 0	0- 0	0- 0	CONFERENCE	2- 0	0- 0	3- 0				
2- 0	0- 0	0- 0	HOME	1- 0	0- 0	1- 0				
3- 0	0- 0	0- 0	AWAY	1- 0	0- 0	2- 0				
0- 0	0- 0	0- 0	NEUTRAL	0- 0	0- 0	0- 0				

RPI 1-25				RPI 26-50				RPI 51-100				RPI 101+			
RPI	S	Opponent	Score	RPI	S	Opponent	Score	RPI	S	Opponent	Score	RPI	S	Opponent	Score
1	A	Notre Dame	55 75	43	H	Villanova	50 58	72	N	Maine	46 47	169	H	Temple	71 62
								75	H	Yale	54 48	207	A	Navy	65 61
								78	A	Drexel	55 39	208	A	Stetson	75 53
								95	A	Princeton	66 60	228	H	Brown	83 43
												240	H	Saint Joseph's	65 45
												260	A	Columbia	72 60
												276	A	Cornell	59 46
												277	A	Siena	58 51
												285	H	La Salle	65 34
												311	H	NJIT	85 42
												331	A	Iona	66 43
LAST 12 Division I GAMES:															
				75	H	Yale	54 48	95	A	Princeton	66 60				
				228	H	Brown	83 43	208	A	Stetson	75 53				
				260	A	Columbia	72 60	78	A	Drexel	55 39				
				276	A	Cornell	59 46	331	A	Iona	66 43				
				169	H	Temple	71 62	285	H	La Salle	65 34				
				43	H	Villanova	50 58	72	N	Maine	46 47				

Non-Div I Games: Haverford 81 46

Penn

■ Loss,
 ■ Non-Conf, S Site,
 ■ Home
 ■ Away
 N Neutral

Average RPI Win:	170	WON-LOST	WINNING	LAST 10	STRENGTH OF	OPP. STRENGTH	TEAM	ADJ.	CONF.	ADJ CONF.
Average RPI Loss:	59	RECORD	PCT. RANK	GAMES	SCHEDULE	OF SCHEDULE	RPI	RPI	RPI	RPI
DIV. I ONLY	10- 13	211	0- 1	26	68	134	134	4	4	
DIV. I NON-CONF.	7- 4	108	0- 0	57	138	104	104	6	6	
TOTALS	RPI 1-25	RPI 26-50	W-L RECORDS	RPI 51-100	RPI 101-150	RPI 150+				
10- 13	0- 6	0- 2	OVERALL	2- 1	2- 2	6- 2				
8- 8	0- 3	0- 1	HOME	2- 1	1- 1	5- 2				
2- 5	0- 3	0- 1	AWAY	0- 0	1- 1	1- 0				
0- 0	0- 0	0- 0	NEUTRAL	0- 0	0- 0	0- 0				
7- 4	0- 1	0- 1	NON-CONFERENCE	2- 0	2- 0	3- 2				
6- 3	0- 0	0- 1	HOME	2- 0	1- 0	3- 2				
1- 1	0- 1	0- 0	AWAY	0- 0	1- 0	0- 0				
0- 0	0- 0	0- 0	NEUTRAL	0- 0	0- 0	0- 0				
3- 9	0- 5	0- 1	CONFERENCE	0- 1	0- 2	3- 0				
2- 5	0- 3	0- 0	HOME	0- 1	0- 1	2- 0				
1- 4	0- 2	0- 1	AWAY	0- 0	0- 1	1- 0				
0- 0	0- 0	0- 0	NEUTRAL	0- 0	0- 0	0- 0				

RPI S	Opponent	Score	RPI S	Opponent	Score	RPI S	Opponent	Score	RPI S	Opponent	Score	Team's RPI: 134
10	H Iowa	61 81	36	H California	58 75	55	H Michigan	62 66	107	A Ohio St.	73 78	
15	A Florida St.	58 87	41	A Indiana	75 83	95	H Princeton	79 71	107	H Ohio St.	71 76	
17	A Maryland	67 79				97	H American	80 59	118	H Providence	74 72	
17	H Maryland	61 77							121	A Fordham	72 55	
19	A Rutgers	61 74							160	H Stony Brook	70 81	
19	H Rutgers	61 69							163	H Duquesne	58 64	
									188	H Illinois	62 48	
									189	A Wisconsin	65 59	
									189	H Wisconsin	71 64	
									226	H North Dakota	75 68	
									230	H St. Bonaventure	80 65	
									245	H Jacksonville	80 61	
LAST 12 Division I GAMES:												
55	H Michigan	62 66	107	H Ohio St.	71 76							
107	A Ohio St.	73 78	188	H Illinois	62 48							
10	H Iowa	61 81	19	A Rutgers	61 74							
19	H Rutgers	61 69	189	H Wisconsin	71 64							
189	A Wisconsin	65 59	41	A Indiana	75 83							
17	A Maryland	67 79	17	H Maryland	61 77							

Non-Div I Games:

Penn St.

■ Loss,
■ Non-Conf, S Site,
■ Home
■ Away
N Neutral

Pepperdine

Through Games Of Feb. 13, 2019

Average RPI Win:	225	WON-LOST	WINNING	LAST 10	STRENGTH OF	OPP. STRENGTH	TEAM	ADJ.	CONF.	ADJ CONF.
Average RPI Loss:	103	RECORD	PCT. RANK	GAMES	SCHEDULE	OF SCHEDULE	RPI	RPI	RPI	RPI
DIV. I ONLY	15- 8	90	0- 0	264	97	124	124	8	8	
DIV. I NON-CONF.	6- 4	125	0- 0	346	187	214	214	7	7	
TOTALS	RPI 1-25	RPI 26-50	W-L RECORDS	RPI 51-100	RPI 101-150	RPI 150+				
15- 8	0- 1	1- 2	OVERALL	1- 1	0- 3	13- 1				
7- 1	0- 1	1- 0	HOME	1- 0	0- 0	5- 0				
6- 6	0- 0	0- 2	AWAY	0- 1	0- 3	6- 0				
2- 1	0- 0	0- 0	NEUTRAL	0- 0	0- 0	2- 1				
6- 4	0- 0	0- 0	NON-CONFERENCE	0- 0	0- 3	6- 1				
1- 0	0- 0	0- 0	HOME	0- 0	0- 0	1- 0				
3- 3	0- 0	0- 0	AWAY	0- 0	0- 3	3- 0				
2- 1	0- 0	0- 0	NEUTRAL	0- 0	0- 0	2- 1				
9- 4	0- 1	1- 2	CONFERENCE	1- 1	0- 0	7- 0				
6- 1	0- 1	1- 0	HOME	1- 0	0- 0	4- 0				
3- 3	0- 0	0- 2	AWAY	0- 1	0- 0	3- 0				
0- 0	0- 0	0- 0	NEUTRAL	0- 0	0- 0	0- 0				

RPI 1-25	RPI 26-50	RPI 51-100	RPI 101+ Team's RPI: 124
RPI S Opponent Score	RPI S Opponent Score	RPI S Opponent Score	RPI S Opponent Score
13 Gonzaga 54 79	38 BYU 58 83	84 Pacific 67 78	102 Idaho St. 63 65
	38 BYU 79 65	99 Loyola Marymount 95 86	118 Providence 47 66
	45 Saint Mary's (CA) 68 79		140 Colorado 65 80
			161 Portland 82 68
			183 Santa Clara 76 74
			183 Santa Clara 74 48
			233 N Sacramento St. 113 97
			241 Hawaii 65 64
			242 San Francisco 72 66
			242 San Francisco 69 50
			255 San Diego 74 55
			255 San Diego 88 65
			278 N Northern Ky. 51 46
			285 N La Salle 55 62
			312 Cal Poly 70 63
			318 Weber St. 68 47
			342 Seattle U 78 64
LAST 12 Division I GAMES:			
183 Santa Clara 76 74	99 Loyola Marymount 95 86		
242 San Francisco 72 66	242 San Francisco 69 50		
38 BYU 79 65	183 Santa Clara 74 48		
255 San Diego 88 65	255 San Diego 74 55		
84 Pacific 67 78	38 BYU 58 83		
45 Saint Mary's (CA) 68 79	13 Gonzaga 54 79		

Non-Div I Games: Cal St. L.A. 80 56

Pepperdine

Loss, Non-Conf, S Site, Home Away N Neutral

Pittsburgh

Through Games Of Feb. 13, 2019

Average RPI Win:	163	WON-LOST	WINNING	LAST 10	STRENGTH OF	OPP. STRENGTH	TEAM	ADJ.	CONF.	ADJ CONF.
Average RPI Loss:	61	RECORD	PCT. RANK	GAMES	SCHEDULE	OF SCHEDULE	RPI	RPI	RPI	RPI
DIV. I ONLY	9- 16	251	0- 1	20	35	130	130	1	1	
DIV. I NON-CONF.	9- 5	104	0- 0	64	144	86	86	1	1	
TOTALS	RPI 1-25	RPI 26-50	W-L RECORDS	RPI 51-100	RPI 101-150	RPI 150+				
9- 16	0- 6	0- 1	OVERALL	3- 6	2- 2	4- 1				
5- 9	0- 3	0- 0	HOME	1- 4	2- 2	2- 0				
2- 6	0- 3	0- 1	AWAY	1- 2	0- 0	1- 0				
2- 1	0- 0	0- 0	NEUTRAL	1- 0	0- 0	1- 1				
9- 5	0- 1	0- 0	NON-CONFERENCE	3- 2	2- 1	4- 1				
5- 3	0- 1	0- 0	HOME	1- 1	2- 1	2- 0				
2- 1	0- 0	0- 0	AWAY	1- 1	0- 0	1- 0				
2- 1	0- 0	0- 0	NEUTRAL	1- 0	0- 0	1- 1				
0- 11	0- 5	0- 1	CONFERENCE	0- 4	0- 1	0- 0				
0- 6	0- 2	0- 0	HOME	0- 3	0- 1	0- 0				
0- 5	0- 3	0- 1	AWAY	0- 1	0- 0	0- 0				
0- 0	0- 0	0- 0	NEUTRAL	0- 0	0- 0	0- 0				

RPI S Opponent	Score	RPI S Opponent	Score	RPI S Opponent	Score	RPI S Opponent	Score	Team's RPI: 130
1 A Notre Dame	44 100	44 A Georgia Tech	55 67	58 H Clemson	59 65	104 H Boston College	55 59	
3 A Louisville	42 70			65 H West Virginia	43 77	107 H UNCW	60 56	
9 A NC State	34 63			70 H Virginia Tech	58 74	121 H Fordham	65 62	
12 H Syracuse	50 82			77 A Duke	55 74	126 H Youngstown St.	55 64	
16 H UCF	58 61			82 H Cincinnati	65 48	163 A Duquesne	66 58	
23 H Miami (FL)	51 65			85 N Arkansas	61 54	189 N Wisconsin	42 57	
				90 A Northwestern	52 49	217 H Saint Francis (PA)	78 75	
				92 A Georgetown	41 70	289 N Tennessee St.	78 56	
				94 H Virginia	57 74	316 H New Orleans	90 38	
LAST 12 Division I GAMES:								
23 H Miami (FL)	51 65	58 H Clemson	59 65					
44 A Georgia Tech	55 67	12 H Syracuse	50 82					
77 A Duke	55 74	104 H Boston College	55 59					
70 H Virginia Tech	58 74	9 A NC State	34 63					
3 A Louisville	42 70	1 A Notre Dame	44 100					
94 H Virginia	57 74	163 A Duquesne	66 58					

Non-Div I Games:

Pittsburgh

■ Loss,
 ■ Non-Conf, S Site,
 ■ Home
 ■ Away
 N Neutral

Average RPI Win:	258	WON-LOST	WINNING	LAST 10	STRENGTH OF	OPP. STRENGTH	TEAM	ADJ.	CONF.	ADJ CONF.
Average RPI Loss:	85	RECORD	PCT. RANK	GAMES	SCHEDULE	OF SCHEDULE	RPI	RPI	RPI	RPI
DIV. I ONLY	8- 13	239	0- 0	64	159	161	161	8	8	
DIV. I NON-CONF.	6- 3	91	0- 0	166	343	122	122	7	7	
TOTALS	RPI 1-25	RPI 26-50	W-L RECORDS	RPI 51-100	RPI 101-150	RPI 150+				
8- 13	0- 2	0- 3	OVERALL	0- 4	0- 2	8- 2				
4- 5	0- 1	0- 1	HOME	0- 1	0- 0	4- 2				
4- 7	0- 1	0- 2	AWAY	0- 2	0- 2	4- 0				
0- 1	0- 0	0- 0	NEUTRAL	0- 1	0- 0	0- 0				
6- 3	0- 0	0- 0	NON-CONFERENCE	0- 1	0- 1	6- 1				
3- 1	0- 0	0- 0	HOME	0- 0	0- 0	3- 1				
3- 1	0- 0	0- 0	AWAY	0- 0	0- 1	3- 0				
0- 1	0- 0	0- 0	NEUTRAL	0- 1	0- 0	0- 0				
2- 10	0- 2	0- 3	CONFERENCE	0- 3	0- 1	2- 1				
1- 4	0- 1	0- 1	HOME	0- 1	0- 0	1- 1				
1- 6	0- 1	0- 2	AWAY	0- 2	0- 1	1- 0				
0- 0	0- 0	0- 0	NEUTRAL	0- 0	0- 0	0- 0				

RPI 1-25				RPI 26-50				RPI 51-100				RPI 101+ Team's RPI: 161			
RPI	S	Opponent	Score	RPI	S	Opponent	Score	RPI	S	Opponent	Score	RPI	S	Opponent	Score
13	A	Gonzaga	71 97	38	A	BYU	71 79	79	N	Arizona	70 92	124	A	Pepperdine	68 82
13	H	Gonzaga	62 93	45	A	Saint Mary's (CA)	85 113	84	A	Pacific	77 87	139	A	Portland St.	79 92
				45	H	Saint Mary's (CA)	91 98	84	H	Pacific	66 76	164	H	UC Irvine	69 84
								99	A	Loyola Marymount	58 76	183	H	Santa Clara	66 72
												213	H	Utah St.	61 54
												241	A	Hawaii	72 65
												242	H	San Francisco	78 73
												246	H	Cal St. Fullerton	83 74
												255	A	San Diego	69 60
												263	H	Air Force	79 60
												283	A	Utah Valley	65 60
												318	A	Weber St.	89 73
LAST 12 Division I GAMES:															
13	H	Gonzaga	62 93	255	A	San Diego	69 60	13	A	Gonzaga	71 97				
84	A	Pacific	77 87	45	H	Saint Mary's (CA)	91 98	84	H	Pacific	66 76				
45	A	Saint Mary's (CA)	85 113	99	A	Loyola Marymount	58 76	124	A	Pepperdine	68 82				
242	H	San Francisco	78 73												
183	H	Santa Clara	66 72												
38	A	BYU	71 79												

Non-Div I Games: Warner Pacific 98 63 Willamette 82 27

Portland

Loss, Non-Conf, S Site, H Home A Away N Neutral

Average RPI Win:	230	WON-LOST	WINNING	LAST 10	STRENGTH OF	OPP. STRENGTH	TEAM	ADJ.	CONF.	ADJ CONF.
Average RPI Loss:	114	RECORD	PCT. RANK	GAMES	SCHEDULE	OF SCHEDULE	RPI	RPI	RPI	RPI
DIV. I ONLY	16- 4	28	1- 0	312	192	139	139	16	16	
DIV. I NON-CONF.	7- 1	30	0- 0	334	258	167	167	12	12	
TOTALS	RPI 1-25	RPI 26-50	W-L RECORDS	RPI 51-100	RPI 101-150	RPI 150+				
16- 4	0- 0	0- 0	OVERALL	2- 2	1- 1	13- 1				
12- 2	0- 0	0- 0	HOME	2- 0	1- 1	9- 1				
4- 2	0- 0	0- 0	AWAY	0- 2	0- 0	4- 0				
0- 0	0- 0	0- 0	NEUTRAL	0- 0	0- 0	0- 0				
7- 1	0- 0	0- 0	NON-CONFERENCE	1- 0	0- 0	6- 1				
5- 1	0- 0	0- 0	HOME	1- 0	0- 0	4- 1				
2- 0	0- 0	0- 0	AWAY	0- 0	0- 0	2- 0				
0- 0	0- 0	0- 0	NEUTRAL	0- 0	0- 0	0- 0				
9- 3	0- 0	0- 0	CONFERENCE	1- 2	1- 1	7- 0				
7- 1	0- 0	0- 0	HOME	1- 0	1- 1	5- 0				
2- 2	0- 0	0- 0	AWAY	0- 2	0- 0	2- 0				
0- 0	0- 0	0- 0	NEUTRAL	0- 0	0- 0	0- 0				

RPI 1-25				RPI 26-50				RPI 51-100				RPI 101+				Team's RPI: 139
RPI	S	Opponent	Score	RPI	S	Opponent	Score	RPI	S	Opponent	Score	RPI	S	Opponent	Score	
								88	A	Idaho	78 80	102	H	Idaho St.	57 58	
								91	H	UC Davis	65 50	137	H	Montana St.	55 53	
								100	A	Northern Colo.	63 79	161	H	Portland	92 79	
								100	H	Northern Colo.	85 66	164	H	UC Irvine	68 73	
												167	H	Montana	78 60	
												196	A	Eastern Wash.	76 64	
												199	H	UNLV	58 49	
												233	H	Sacramento St.	74 58	
												235	H	Northern Ariz.	72 55	
												264	A	UTEP	89 61	
												268	H	Southern Utah	63 49	
												317	H	San Jose St.	80 51	
												318	A	Weber St.	77 59	
												318	H	Weber St.	65 38	
												337	A	Grand Canyon	60 55	
												342	H	Seattle U	68 43	
LAST 12 Division I GAMES:																
				100	H	Northern Colo.	85 66					235	H	Northern Ariz.	72 55	
				233	H	Sacramento St.	74 58					268	H	Southern Utah	63 49	
				102	H	Idaho St.	57 58					318	A	Weber St.	77 59	
				318	H	Weber St.	65 38					167	H	Montana	78 60	
				88	A	Idaho	78 80					137	H	Montana St.	55 53	
				196	A	Eastern Wash.	76 64					100	A	Northern Colo.	63 79	

Non-Div I Games: Warner Pacific 102 49

Portland St.

Average RPI Win:	287	WON-LOST	WINNING	LAST 10	STRENGTH OF	OPP. STRENGTH	TEAM	ADJ.	CONF.	ADJ CONF.
Average RPI Loss:	127	RECORD	PCT. RANK	GAMES	SCHEDULE	OF SCHEDULE	RPI	RPI	RPI	RPI
DIV. I ONLY	8- 10	208	0- 1	240	251	200	200	29	29	
DIV. I NON-CONF.	1- 7	319	0- 0	25	45	194	194	27	27	
TOTALS	RPI 1-25	RPI 26-50	W-L RECORDS	RPI 51-100	RPI 101-150	RPI 150+				
8- 10	0- 2	0- 1	OVERALL	0- 1	0- 2	8- 4				
3- 3	0- 0	0- 1	HOME	0- 0	0- 0	3- 2				
4- 7	0- 2	0- 0	AWAY	0- 1	0- 2	4- 2				
1- 0	0- 0	0- 0	NEUTRAL	0- 0	0- 0	1- 0				
1- 7	0- 2	0- 1	NON-CONFERENCE	0- 1	0- 2	1- 1				
0- 1	0- 0	0- 1	HOME	0- 0	0- 0	0- 0				
0- 6	0- 2	0- 0	AWAY	0- 1	0- 2	0- 1				
1- 0	0- 0	0- 0	NEUTRAL	0- 0	0- 0	1- 0				
7- 3	0- 0	0- 0	CONFERENCE	0- 0	0- 0	7- 3				
3- 2	0- 0	0- 0	HOME	0- 0	0- 0	3- 2				
4- 1	0- 0	0- 0	AWAY	0- 0	0- 0	4- 1				
0- 0	0- 0	0- 0	NEUTRAL	0- 0	0- 0	0- 0				

RPI 1-25				RPI 26-50				RPI 51-100				RPI 101+ Team's RPI: 200			
RPI	S	Opponent	Score	RPI	S	Opponent	Score	RPI	S	Opponent	Score	RPI	S	Opponent	Score
11	A	Iowa St.	46 94	30	H	Rice	58 68	85	A	Arkansas	44 71	113	A	Oklahoma St.	50 70
21	A	Texas A&M	57 70									140	A	Colorado	38 79
												185	A	Southern U.	55 54
												212	A	Texas Southern	67 73
												212	H	Texas Southern	44 52
												219	H	Grambling	63 64
												223	A	UTRGV	50 57
												250	H	Alabama St.	71 59
												267	N	A&M-Corpus Christi	67 59
												286	H	Jackson St.	76 57
												304	H	Alabama A&M	77 65
												310	A	Mississippi Val.	75 65
												347	A	Ark.-Pine Bluff	80 41
												350	A	Alcorn	82 61
LAST 12 Division I GAMES:															
212	A	Texas Southern	67 73	286	H	Jackson St.	76 57	212	H	Texas Southern	44 52				
250	H	Alabama St.	71 59	350	A	Alcorn	82 61	185	A	Southern U.	55 54				
304	H	Alabama A&M	77 65	21	A	Texas A&M	57 70	11	A	Iowa St.	46 94				
347	A	Ark.-Pine Bluff	80 41												
310	A	Mississippi Val.	75 65												
219	H	Grambling	63 64												

Non-Div I Games: Jarvis Christian 117 32 Arlington Baptist 105 31

Prairie View

Loss, Non-Conf, S Site, H Home A Away N Neutral

Presbyterian

Through Games Of Feb. 13, 2019

Average RPI Win:	315	WON-LOST	WINNING	LAST 10	STRENGTH OF	OPP. STRENGTH	TEAM	ADJ.	CONF.	ADJ CONF.
Average RPI Loss:	202	RECORD	PCT. RANK	GAMES	SCHEDULE	OF SCHEDULE	RPI	RPI	RPI	RPI
DIV. I ONLY	4- 19	325	0- 1	288	317	334	334	28	28	
DIV. I NON-CONF.	2- 9	297	0- 0	279	298	317	317	29	29	
TOTALS	RPI 1-25	RPI 26-50	W-L RECORDS	RPI 51-100	RPI 101-150	RPI 150+				
4- 19	0- 0	0- 0	OVERALL	0- 2	0- 3	4- 14				
3- 6	0- 0	0- 0	HOME	0- 0	0- 0	3- 6				
1- 13	0- 0	0- 0	AWAY	0- 2	0- 3	1- 8				
0- 0	0- 0	0- 0	NEUTRAL	0- 0	0- 0	0- 0				
2- 9	0- 0	0- 0	NON-CONFERENCE	0- 1	0- 2	2- 6				
1- 2	0- 0	0- 0	HOME	0- 0	0- 0	1- 2				
1- 7	0- 0	0- 0	AWAY	0- 1	0- 2	1- 4				
0- 0	0- 0	0- 0	NEUTRAL	0- 0	0- 0	0- 0				
2- 10	0- 0	0- 0	CONFERENCE	0- 1	0- 1	2- 8				
2- 4	0- 0	0- 0	HOME	0- 0	0- 0	2- 4				
0- 6	0- 0	0- 0	AWAY	0- 1	0- 1	0- 4				
0- 0	0- 0	0- 0	NEUTRAL	0- 0	0- 0	0- 0				

RPI S	Opponent	Score	RPI S	Opponent	Score	RPI S	Opponent	Score	RPI S	Opponent	Score	Team's RPI: 334
						61	A Tennessee	49 97	106	A Georgia	59 83	
						93	A Radford	49 59	107	A UNCW	48 63	
									128	A High Point	40 79	
									153	A Davidson	56 83	
									176	A Vanderbilt	43 78	
									181	A Hampton	62 79	
									197	A UNC Asheville	45 51	
									197	H UNC Asheville	43 52	
									221	A Furman	68 76	
									237	A Campbell	46 51	
									247	H Gardner-Webb	58 66	
									270	A Samford	54 75	
									273	A Winthrop	52 55	
									273	H Winthrop	54 62	
									284	H Wofford	61 50	
									290	H Ga. Southern	68 69	
									292	A Col. of Charleston	71 65	
									305	H South Carolina St.	48 57	
									319	H Charleston So.	55 63	
									340	H Longwood	81 66	
									343	H USC Upstate	70 54	
LAST 12 Division I GAMES:												
197	A	UNC Asheville	45	51	93	A	Radford	49	59			
273	H	Winthrop	54	62	247	H	Gardner-Webb	58	66			
181	A	Hampton	62	79	343	H	USC Upstate	70	54			
319	H	Charleston So.	55	63	128	A	High Point	40	79			
197	H	UNC Asheville	43	52	340	H	Longwood	81	66			
273	A	Winthrop	52	55	237	A	Campbell	46	51			

Non-Div I Games:

Presbyterian

Loss, Non-Conf, S Site, H Home A Away N Neutral

Average RPI Win:	200	WON-LOST	WINNING	LAST 10	STRENGTH OF	OPP. STRENGTH	TEAM	ADJ.	CONF.	ADJ CONF.
Average RPI Loss:	84	RECORD	PCT. RANK	GAMES	SCHEDULE	OF SCHEDULE	RPI	RPI	RPI	RPI
DIV. I ONLY	11- 9	145	1- 0	69	114	95	95	11	11	
DIV. I NON-CONF.	8- 7	160	0- 0	66	85	80	80	11	11	
TOTALS	RPI 1-25	RPI 26-50	W-L RECORDS	RPI 51-100	RPI 101-150	RPI 150+				
11- 9	0- 1	0- 2	OVERALL	1- 3	2- 2	8- 1				
4- 3	0- 0	0- 0	HOME	1- 2	1- 1	2- 0				
7- 3	0- 0	0- 1	AWAY	0- 0	1- 1	6- 1				
0- 3	0- 1	0- 1	NEUTRAL	0- 1	0- 0	0- 0				
8- 7	0- 1	0- 2	NON-CONFERENCE	1- 1	2- 2	5- 1				
3- 1	0- 0	0- 0	HOME	1- 0	1- 1	1- 0				
5- 3	0- 0	0- 1	AWAY	0- 0	1- 1	4- 1				
0- 3	0- 1	0- 1	NEUTRAL	0- 1	0- 0	0- 0				
3- 2	0- 0	0- 0	CONFERENCE	0- 2	0- 0	3- 0				
1- 2	0- 0	0- 0	HOME	0- 2	0- 0	1- 0				
2- 0	0- 0	0- 0	AWAY	0- 0	0- 0	2- 0				
0- 0	0- 0	0- 0	NEUTRAL	0- 0	0- 0	0- 0				

RPI 1-25				RPI 26-50				RPI 51-100				Team's RPI: 95	RPI 101+			
RPI	S	Opponent	Score	RPI	S	Opponent	Score	RPI	S	Opponent	Score		RPI	S	Opponent	Score
12	N	Syracuse	61 92	34	N	DePaul	67 82	59	N	Kansas St.	61 80		105	A	Hartford	75 38
				43	A	Villanova	46 67	64	H	Quinnipiac	54 42		119	H	Seton Hall	66 70
								69	H	Penn	60 66		134	A	Penn St.	71 79
								75	H	Yale	86 96		145	H	Marist	60 57
													153	H	Davidson	65 57
													178	A	Rider	89 65
													209	A	George Washington	49 64
													216	A	Monmouth	79 47
													228	H	Brown	93 74
													259	A	St. Francis Brooklyn	83 64
													260	A	Columbia	79 64
													276	A	Cornell	75 46
													320	A	New Hampshire	90 42
LAST 12 Division I GAMES:																
				228	H	Brown	93 74					105	A	Hartford	75 38	
				75	H	Yale	86 96					259	A	St. Francis Brooklyn	83 64	
				276	A	Cornell	75 46					145	H	Marist	60 57	
				260	A	Columbia	79 64					216	A	Monmouth	79 47	
				69	H	Penn	60 66					64	H	Quinnipiac	54 42	
				320	A	New Hampshire	90 42					153	H	Davidson	65 57	

Non-Div I Games:

Princeton

■ Loss,
■ Non-Conf,
■ S Site,
■ H Home
■ A Away
N Neutral

Providence

Through Games Of Feb. 13, 2019

Average RPI Win:	166	WON-LOST	WINNING	LAST 10	STRENGTH OF	OPP. STRENGTH	TEAM	ADJ.	CONF.	ADJ CONF.
Average RPI Loss:	92	RECORD	PCT. RANK	GAMES	SCHEDULE	OF SCHEDULE	RPI	RPI	RPI	RPI
DIV. I ONLY	14- 11	142	1- 0	113	70	118	118	6	6	
DIV. I NON-CONF.	8- 4	91	1- 0	241	168	152	152	5	5	
TOTALS	RPI 1-25	RPI 26-50	W-L RECORDS	RPI 51-100	RPI 101-150	RPI 150+				
14- 11	0- 1	2- 2	OVERALL	1- 4	5- 3	6- 1				
9- 4	0- 0	2- 0	HOME	1- 3	2- 1	4- 0				
4- 7	0- 1	0- 2	AWAY	0- 1	3- 2	1- 1				
1- 0	0- 0	0- 0	NEUTRAL	0- 0	0- 0	1- 0				
8- 4	0- 0	0- 0	NON-CONFERENCE	1- 2	2- 1	5- 1				
5- 2	0- 0	0- 0	HOME	1- 2	1- 0	3- 0				
2- 2	0- 0	0- 0	AWAY	0- 0	1- 1	1- 1				
1- 0	0- 0	0- 0	NEUTRAL	0- 0	0- 0	1- 0				
6- 7	0- 1	2- 2	CONFERENCE	0- 2	3- 2	1- 0				
4- 2	0- 0	2- 0	HOME	0- 1	1- 1	1- 0				
2- 5	0- 1	0- 2	AWAY	0- 1	2- 1	0- 0				
0- 0	0- 0	0- 0	NEUTRAL	0- 0	0- 0	0- 0				

RPI 1-25			RPI 26-50			RPI 51-100			RPI 101+ Team's RPI: 118		
RPI	S	Opponent	Score	RPI	S	Opponent	Score	RPI	S	Opponent	Score
8	A	Marquette	46 85	34	A	DePaul	62 88	64	H	Quinnipiac	44 48
				43	A	Villanova	33 53	75	H	Yale	59 42
				43	H	Villanova	67 61	83	H	Northeastern	59 65
				46	H	Butler	74 68	92	A	Georgetown	56 61
								92	H	Georgetown	52 68
LAST 12 Division I GAMES:											
307	N	Bryant	72 64	170	H	Xavier	71 58				
109	H	St. John's (NY)	57 60	46	H	Butler	74 68				
119	H	Seton Hall	82 75	119	A	Seton Hall	73 79				
92	A	Georgetown	56 61	109	A	St. John's (NY)	67 66				
43	A	Villanova	33 53	43	H	Villanova	67 61				
115	A	Creighton	77 63	92	H	Georgetown	52 68				

Non-Div I Games:

Providence

■ Loss,
 ■ Non-Conf,
 ■ S Site,
 ■ H Home
 ■ A Away
 N Neutral

Through Games of Feb. 19, 1919										
Average RPI Win:	143	WON-LOST	WINNING	LAST 10	STRENGTH OF	OPP. STRENGTH	TEAM	ADJ.	CONF.	ADJ CONF.
Average RPI Loss:	60	RECORD	PCT. RANK	GAMES	SCHEDULE	OF SCHEDULE	RPI	RPI	RPI	RPI
DIV. I ONLY	16- 10	113	0- 1	36	46	53	53	4	4	
DIV. I NON-CONF.	9- 4	85	0- 0	62	87	65	65	6	6	

TOTALS	RPI 1-25		RPI 26-50	W-L RECORDS	RPI 51-100	RPI 101-150	RPI 150+			
16- 10	2- 5		1- 1	OVERALL	3- 2	2- 1	8- 1			
12- 2	2- 1		1- 0	HOME	2- 1	1- 0	6- 0			
3- 6	0- 3		0- 1	AWAY	1- 1	1- 0	1- 1			
1- 2	0- 1		0- 0	NEUTRAL	0- 0	0- 1	1- 0			
9- 4	1- 2		0- 1	NON-CONFERENCE	1- 0	0- 1	7- 0			
7- 1	1- 1		0- 0	HOME	1- 0	0- 0	5- 0			
1- 1	0- 0		0- 1	AWAY	0- 0	0- 0	1- 0			
1- 2	0- 1		0- 0	NEUTRAL	0- 0	0- 1	1- 0			
7- 6	1- 3		1- 0	CONFERENCE	2- 2	2- 0	1- 1			
5- 1	1- 0		1- 0	HOME	1- 1	1- 0	1- 0			
2- 5	0- 3		0- 0	AWAY	1- 1	1- 0	0- 1			
0- 0	0- 0		0- 0	NEUTRAL	0- 0	0- 0	0- 0			

RPI S	Opponent	Score	RPI S	Opponent	Score	RPI S	Opponent	Score	RPI S	Opponent	Score
6 N	UConn	40 86	33 A	Ohio	73 80	55 H	Michigan	71 70	107 H	Ohio St.	60 42
10 A	Iowa	58 72	41 H	Indiana	56 53	86 H	Harvard	66 65	109 N	St. John's (NY)	62 68
10 H	Iowa	62 57				90 A	Northwestern	57 54	112 A	Minnesota	64 53
14 H	South Carolina	73 82				98 A	Nebraska	61 67	155 H	Bradley	74 61
19 A	Rutgers	63 65				98 H	Nebraska	64 84	186 A	Ball St.	80 38
20 A	Michigan St.	66 74							188 H	Illinois	72 50
23 H	Miami (FL)	74 63							189 A	Wisconsin	69 76
									195 N	Ole Miss	70 59
									220 H	Western Ill.	81 60
									231 H	Albany (NY)	53 41
									249 H	Loyola Chicago	65 41
									333 H	Purdue Fort Wayne	78 44
LAST 12 Division I GAMES:											
98 A	Nebraska	61 67	41 H	Indiana	56 53						
188 H	Illinois	72 50	19 A	Rutgers	63 65						
20 A	Michigan St.	66 74	90 A	Northwestern	57 54						
98 H	Nebraska	64 84	10 H	Iowa	62 57						
10 A	Iowa	58 72	55 H	Michigan	71 70						
112 A	Minnesota	64 53	189 A	Wisconsin	69 76						

Non-Div I Games:

Purdue

Average RPI Win:	275	WON-LOST	WINNING	LAST 10	STRENGTH OF	OPP. STRENGTH	TEAM	ADJ.	CONF.	ADJ CONF.
Average RPI Loss:	189	RECORD	PCT. RANK	GAMES	SCHEDULE	OF SCHEDULE	RPI	RPI	RPI	RPI
DIV. I ONLY	3- 18	331	0- 1	272	253	333	333	19	19	
DIV. I NON-CONF.	1- 8	322	0- 0	341	298	347	347	19	19	
TOTALS	RPI 1-25	RPI 26-50	W-L RECORDS	RPI 51-100	RPI 101-150	RPI 150+				
3- 18	0- 0	0- 3	OVERALL	0- 1	0- 0	3- 14				
2- 7	0- 0	0- 2	HOME	0- 0	0- 0	2- 5				
1- 11	0- 0	0- 1	AWAY	0- 1	0- 0	1- 9				
0- 0	0- 0	0- 0	NEUTRAL	0- 0	0- 0	0- 0				
1- 8	0- 0	0- 0	NON-CONFERENCE	0- 1	0- 0	1- 7				
0- 3	0- 0	0- 0	HOME	0- 0	0- 0	0- 3				
1- 5	0- 0	0- 0	AWAY	0- 1	0- 0	1- 4				
0- 0	0- 0	0- 0	NEUTRAL	0- 0	0- 0	0- 0				
2- 10	0- 0	0- 3	CONFERENCE	0- 0	0- 0	2- 7				
2- 4	0- 0	0- 2	HOME	0- 0	0- 0	2- 2				
0- 6	0- 0	0- 1	AWAY	0- 0	0- 0	0- 5				
0- 0	0- 0	0- 0	NEUTRAL	0- 0	0- 0	0- 0				

RPI 1-25			RPI 26-50			RPI 51-100			RPI 101+ Team's RPI: 333		
RPI	S	Opponent	Score	RPI	S	Opponent	Score	RPI	S	Opponent	Score
				28	H	South Dakota St.	52 85	53	A	Purdue	44 78
				40	A	South Dakota	51 69				
				40	H	South Dakota	49 71				
LAST 12 Division I GAMES:											
				175	A	Denver	62 82	220	A	Western Ill.	59 73
				220	H	Western Ill.	61 90	40	A	South Dakota	51 69
				40	H	South Dakota	49 71	174	H	Oral Roberts	61 72
				174	A	Oral Roberts	56 66	28	H	South Dakota St.	52 85
				175	H	Denver	70 55	226	A	North Dakota	60 79
				314	H	Omaha	56 48	322	A	North Dakota St.	54 70
								335	A	Evansville	72 66

Non-Div I Games: Taylor (IN) 84 74 Goshen 86 45 Ind.-Kokomo 87 50

Purdue Fort Wayne

Loss, Non-Conf, S Site, H Home A Away N Neutral

Quinnipiac

Through Games Of Feb. 13, 2019

Average RPI Win:	220	WON-LOST	WINNING	LAST 10	STRENGTH OF	OPP. STRENGTH	TEAM	ADJ.	CONF.	ADJ CONF.
Average RPI Loss:	40	RECORD	PCT. RANK	GAMES	SCHEDULE	OF SCHEDULE	RPI	RPI	RPI	RPI
DIV. I ONLY	17- 6	51	1- 0	100	163	64	64	26	26	
DIV. I NON-CONF.	5- 6	177	1- 0	22	12	58	58	28	28	
TOTALS	RPI 1-25	RPI 26-50	W-L RECORDS	RPI 51-100	RPI 101-150	RPI 150+				
17- 6	0- 1	0- 4	OVERALL	2- 1	2- 0	13- 0				
8- 2	0- 1	0- 1	HOME	0- 0	0- 0	8- 0				
8- 2	0- 0	0- 1	AWAY	2- 1	2- 0	4- 0				
1- 2	0- 0	0- 2	NEUTRAL	0- 0	0- 0	1- 0				
5- 6	0- 1	0- 4	NON-CONFERENCE	2- 1	1- 0	2- 0				
1- 2	0- 1	0- 1	HOME	0- 0	0- 0	1- 0				
3- 2	0- 0	0- 1	AWAY	2- 1	1- 0	0- 0				
1- 2	0- 0	0- 2	NEUTRAL	0- 0	0- 0	1- 0				
12- 0	0- 0	0- 0	CONFERENCE	0- 0	1- 0	11- 0				
7- 0	0- 0	0- 0	HOME	0- 0	0- 0	7- 0				
5- 0	0- 0	0- 0	AWAY	0- 0	1- 0	4- 0				
0- 0	0- 0	0- 0	NEUTRAL	0- 0	0- 0	0- 0				

RPI 1-25			RPI 26-50			RPI 51-100			Team's RPI: 64	RPI 101+		
RPI	S	Opponent	Score	RPI	S	Opponent	Score	RPI	S	Opponent	Score	
16	H	UCF	45 47	26	N	Texas	55 56	78	A	Drexel	56 52	118 A Providence 48 44
				27	H	Central Mich.	52 67	86	A	Harvard	72 67	145 A Marist 76 69
				32	N	Missouri	51 65	95	A	Princeton	42 54	178 H Rider 72 56
				42	A	Bucknell	58 75					186 N Ball St. 69 66
												216 A Monmouth 58 46
												216 H Monmouth 67 38
												234 A Niagara 96 55
												234 H Niagara 62 42
												258 H Richmond 65 48
												277 H Siena 68 31
												280 A Canisius 55 42
												280 H Canisius 68 51
												301 H Fairfield 81 36
												329 H Saint Peter's 90 45
												331 A Iona 76 39
LAST 12 Division I GAMES:												
186	N	Ball St.	69 66	331	A	Iona	76 39					
32	N	Missouri	51 65	277	H	Siena	68 31					
280	H	Canisius	68 51	280	A	Canisius	55 42					
234	H	Niagara	62 42	234	A	Niagara	96 55					
178	H	Rider	72 56	216	H	Monmouth	67 38					
216	A	Monmouth	58 46	145	A	Marist	76 69					

Non-Div I Games:

Quinnipiac

Loss, Non-Conf, S Site, H Home A Away N Neutral

Average RPI Win: 231	WON-LOST	WINNING	LAST 10	STRENGTH OF	OPP. STRENGTH	TEAM	ADJ.	CONF.	ADJ CONF.
Average RPI Loss: 124	RECORD	PCT. RANK	GAMES	SCHEDULE	OF SCHEDULE	RPI	RPI	RPI	RPI
DIV. I ONLY	15- 6	68	1- 0	182	259	93	93	28	28
DIV. I NON-CONF.	5- 5	162	0- 0	109	99	111	111	29	29
TOTALS	RPI 1-25	RPI 26-50	W-L RECORDS	RPI 51-100	RPI 101-150	RPI 150+			
15- 6	0- 1	0- 0	OVERALL	1- 2	3- 1	11- 2			
7- 1	0- 0	0- 0	HOME	0- 0	1- 1	6- 0			
7- 4	0- 1	0- 0	AWAY	1- 1	2- 0	4- 2			
1- 1	0- 0	0- 0	NEUTRAL	0- 1	0- 0	1- 0			
5- 5	0- 1	0- 0	NON-CONFERENCE	1- 2	1- 1	3- 1			
2- 1	0- 0	0- 0	HOME	0- 0	0- 1	2- 0			
2- 3	0- 1	0- 0	AWAY	1- 1	1- 0	0- 1			
1- 1	0- 0	0- 0	NEUTRAL	0- 1	0- 0	1- 0			
10- 1	0- 0	0- 0	CONFERENCE	0- 0	2- 0	8- 1			
5- 0	0- 0	0- 0	HOME	0- 0	1- 0	4- 0			
5- 1	0- 0	0- 0	AWAY	0- 0	1- 0	4- 1			
0- 0	0- 0	0- 0	NEUTRAL	0- 0	0- 0	0- 0			

RPI 1-25			RPI 26-50			RPI 51-100 Team's RPI: 93			RPI 101+		
RPI	S	Opponent	Score	RPI	S	Opponent	Score	RPI	S	Opponent	Score
9	A	NC State	58 75					70	A	Virginia Tech	44 55
								94	A	Virginia	57 44
								98	N	Nebraska	39 77
								103	A	VCU	54 49
								120	H	Morehead St.	72 79
								128	A	High Point	84 79
								128	H	High Point	80 58
								169	N	Temple	56 50
								181	A	Hampton	54 68
								197	H	UNC Asheville	60 46
								237	A	Campbell	56 52
								244	H	ETSU	79 64
								247	H	Gardner-Webb	79 69
								265	A	Mt. St. Mary's	77 89
								273	H	Winthrop	70 49
								305	H	South Carolina St.	61 31
								319	A	Charleston So.	67 41
								334	H	Presbyterian	59 49
								340	A	Longwood	68 34
								343	A	USC Upstate	82 41
LAST 12 Division I GAMES:											
128	A	High Point	84 79	319	A	Charleston So.	67 41				
247	H	Gardner-Webb	79 69	273	H	Winthrop	70 49				
343	A	USC Upstate	82 41	181	A	Hampton	54 68				
237	A	Campbell	56 52	128	H	High Point	80 58				
334	H	Presbyterian	59 49	197	H	UNC Asheville	60 46				
340	A	Longwood	68 34	265	A	Mt. St. Mary's	77 89				

Non-Div I Games: Shepherd 60 46

Radford

■ Loss,
 ■ Non-Conf, S Site,
 ■ Home
 ■ Away
 N Neutral

Rhode Island

Through Games Of Feb. 13, 2019

Average RPI Win:	213	WON-LOST	WINNING	LAST 10	STRENGTH OF	OPP. STRENGTH	TEAM	ADJ.	CONF.	ADJ CONF.
Average RPI Loss:	145	RECORD	PCT. RANK	GAMES	SCHEDULE	OF SCHEDULE	RPI	RPI	RPI	RPI
DIV. I ONLY	7- 16	274	1- 0	139	180	229	229	17	17	
DIV. I NON-CONF.	5- 7	206	1- 0	70	183	155	155	16	16	
TOTALS	RPI 1-25	RPI 26-50	W-L RECORDS	RPI 51-100	RPI 101-150	RPI 150+				
7- 16	0- 1	0- 0	OVERALL	0- 2	1- 6	6- 7				
3- 8	0- 0	0- 0	HOME	0- 1	1- 4	2- 3				
4- 8	0- 1	0- 0	AWAY	0- 1	0- 2	4- 4				
0- 0	0- 0	0- 0	NEUTRAL	0- 0	0- 0	0- 0				
5- 7	0- 1	0- 0	NON-CONFERENCE	0- 2	1- 3	4- 1				
3- 3	0- 0	0- 0	HOME	0- 1	1- 2	2- 0				
2- 4	0- 1	0- 0	AWAY	0- 1	0- 1	2- 1				
0- 0	0- 0	0- 0	NEUTRAL	0- 0	0- 0	0- 0				
2- 9	0- 0	0- 0	CONFERENCE	0- 0	0- 3	2- 6				
0- 5	0- 0	0- 0	HOME	0- 0	0- 2	0- 3				
2- 4	0- 0	0- 0	AWAY	0- 0	0- 1	2- 3				
0- 0	0- 0	0- 0	NEUTRAL	0- 0	0- 0	0- 0				

RPI	S	Opponent	Score	RPI	S	Opponent	Score	RPI	S	Opponent	Score	RPI	S	Opponent	Score	Team's RPI: 229
25	A	Kentucky	52 75					58	A	Clemson	67 80	103	A	VCU	39 74	
								86	H	Harvard	47 80	104	H	Boston College	64 88	
												105	H	Hartford	51 65	
												112	A	Minnesota	71 91	
												114	H	Dayton	62 74	
												118	H	Providence	72 65	
												121	H	Fordham	38 56	
												153	H	Davidson	67 77	
												183	A	Saint Louis	68 56	
												202	A	Massachusetts	34 56	
												205	A	Holy Cross	65 73	
												209	H	George Washington	59 64	
												214	A	George Mason	69 75	
												215	A	Robert Morris	46 41	
												226	H	North Dakota	77 63	
												228	H	Brown	72 67	
												230	H	St. Bonaventure	68 84	
												258	A	Richmond	66 60	
												266	A	Vermont	61 58	
												285	A	La Salle	71 77	
LAST 12 Division I GAMES:																
228	H	Brown	72 67	121	H	Fordham	38 56									
202	A	Massachusetts	34 56	103	A	VCU	39 74									
285	A	La Salle	71 77	183	A	Saint Louis	68 56									
114	H	Dayton	62 74	153	H	Davidson	67 77									
230	H	St. Bonaventure	68 84	209	H	George Washington	59 64									
214	A	George Mason	69 75	258	A	Richmond	66 60									

Non-Div I Games:

Rhode Island

■ Loss,
 ■ Non-Conf,
 ■ S Site,
 ■ H Home
 ■ A Away
 N Neutral

Average RPI Win:	190	WON-LOST	WINNING	LAST 10	STRENGTH OF	OPP. STRENGTH	TEAM	ADJ.	CONF.	ADJ CONF.
Average RPI Loss:	28	RECORD	PCT. RANK	GAMES	SCHEDULE	OF SCHEDULE	RPI	RPI	RPI	RPI
DIV. I ONLY	20- 3	11	1- 0	148	120	30	30	15	15	
DIV. I NON-CONF.	9- 3	61	0- 0	224	80	75	75	18	18	
TOTALS	RPI 1-25	RPI 26-50	W-L RECORDS	RPI 51-100	RPI 101-150	RPI 150+				
20- 3	0- 2	0- 1	OVERALL	3- 0	3- 0	14- 0				
10- 0	0- 0	0- 0	HOME	1- 0	1- 0	8- 0				
9- 2	0- 1	0- 1	AWAY	2- 0	2- 0	5- 0				
1- 1	0- 1	0- 0	NEUTRAL	0- 0	0- 0	1- 0				
9- 3	0- 2	0- 1	NON-CONFERENCE	1- 0	0- 0	8- 0				
5- 0	0- 0	0- 0	HOME	0- 0	0- 0	5- 0				
3- 2	0- 1	0- 1	AWAY	1- 0	0- 0	2- 0				
1- 1	0- 1	0- 0	NEUTRAL	0- 0	0- 0	1- 0				
11- 0	0- 0	0- 0	CONFERENCE	2- 0	3- 0	6- 0				
5- 0	0- 0	0- 0	HOME	1- 0	1- 0	3- 0				
6- 0	0- 0	0- 0	AWAY	1- 0	2- 0	3- 0				
0- 0	0- 0	0- 0	NEUTRAL	0- 0	0- 0	0- 0				

RPI 1-25				RPI 26-50				Team's RPI: 30				RPI 51-100				RPI 101+			
RPI	S	Opponent	Score	RPI	S	Opponent	Score	RPI	S	Opponent	Score	RPI	S	Opponent	Score	RPI	S	Opponent	Score
21	A	Texas A&M	54 65	39	A	UCLA	50 59	51	A	Middle Tenn.	60 47	125	A	UAB	55 43				
24	N	North Carolina	50 71					62	A	Little Rock	79 65	127	A	Western Ky.	68 46				
								71	H	Old Dominion	48 42	150	H	Charlotte	61 51				
												152	A	Louisiana Tech	61 51				
												154	H	Georgia St.	66 49				
												171	H	North Texas	64 52				
												187	N	Coastal Caro.	56 52				
												192	A	Southern Miss.	58 47				
												200	A	Prairie View	68 58				
												206	H	SMU	66 52				
												212	H	Texas Southern	76 71				
												225	A	Marshall	79 67				
												264	H	UTEP	76 42				
												297	H	UTSA	85 54				
												315	A	Incarnate Word	74 63				
												316	H	New Orleans	67 56				
												326	H	McNeese	93 65				
LAST 12 Division I GAMES:																			
225	A	Marshall	79 67	171	H	North Texas	64 52												
127	A	Western Ky.	68 46	264	H	UTEP	76 42												
71	H	Old Dominion	48 42	297	H	UTSA	85 54												
150	H	Charlotte	61 51	152	A	Louisiana Tech	61 51												
125	A	UAB	55 43	192	A	Southern Miss.	58 47												
51	A	Middle Tenn.	60 47	315	A	Incarnate Word	74 63												

Non-Div I Games:

Rice

■ Loss,
 ■ Non-Conf,
 ■ S Site,
 ■ Home
 ■ A Away
 N Neutral

Average RPI Win: 239	WON-LOST	WINNING	LAST 10	STRENGTH OF	OPP. STRENGTH	TEAM	ADJ.	CONF.	ADJ CONF.
Average RPI Loss: 130	RECORD	PCT. RANK	GAMES	SCHEDULE	OF SCHEDULE	RPI	RPI	RPI	RPI
DIV. I ONLY	7- 17	281	1- 0	137	146	258	258	17	17
DIV. I NON-CONF.	3- 10	278	0- 0	120	117	269	269	16	16
TOTALS	RPI 1-25	RPI 26-50	W-L RECORDS	RPI 51-100	RPI 101-150	RPI 150+			
7- 17	0- 1	0- 1	OVERALL	0- 4	0- 5	7- 6			
6- 6	0- 0	0- 1	HOME	0- 2	0- 1	6- 2			
1- 10	0- 1	0- 0	AWAY	0- 1	0- 4	1- 4			
0- 1	0- 0	0- 0	NEUTRAL	0- 1	0- 0	0- 0			
3- 10	0- 1	0- 1	NON-CONFERENCE	0- 4	0- 1	3- 3			
3- 4	0- 0	0- 1	HOME	0- 2	0- 0	3- 1			
0- 5	0- 1	0- 0	AWAY	0- 1	0- 1	0- 2			
0- 1	0- 0	0- 0	NEUTRAL	0- 1	0- 0	0- 0			
4- 7	0- 0	0- 0	CONFERENCE	0- 0	0- 4	4- 3			
3- 2	0- 0	0- 0	HOME	0- 0	0- 1	3- 1			
1- 5	0- 0	0- 0	AWAY	0- 0	0- 3	1- 2			
0- 0	0- 0	0- 0	NEUTRAL	0- 0	0- 0	0- 0			

RPI 1-25				RPI 26-50				RPI 51-100				RPI 101+ Team's RPI: 258			
RPI	S	Opponent	Score	RPI	S	Opponent	Score	RPI	S	Opponent	Score	RPI	S	Opponent	Score
16	A	UCF	48 70	33	H	Ohio	58 109	64	A	Quinnipiac	48 65	103	A	VCU	37 58
								70	N	Virginia Tech	57 85	103	H	VCU	43 68
								78	H	Drexel	35 58	114	A	Dayton	50 71
								92	H	Georgetown	53 73	117	A	Wake Forest	48 62
												121	A	Fordham	48 60
												153	A	Davidson	55 78
												163	A	Duquesne	54 80
												165	A	William & Mary	55 65
												177	H	UMES	57 55
												202	H	Massachusetts	62 58
												227	H	Howard	67 60
												229	H	Rhode Island	60 66
												230	H	St. Bonaventure	57 49
												240	H	Saint Joseph's	46 45
												285	A	La Salle	74 60
												294	A	Fla. Atlantic	55 69
												301	H	Fairfield	40 58
												313	H	UNC Greensboro	59 48
LAST 12 Division I GAMES:															
230	H	St. Bonaventure	57 49	163	A	Duquesne	54 80								
103	A	VCU	37 58	153	A	Davidson	55 78								
114	A	Dayton	50 71	103	H	VCU	43 68								
202	H	Massachusetts	62 58	121	A	Fordham	48 60								
285	A	La Salle	74 60	229	H	Rhode Island	60 66								
240	H	Saint Joseph's	46 45	313	H	UNC Greensboro	59 48								

Non-Div I Games:

Richmond

■ Loss,
■ Non-Conf, S Site,
■ Home
■ Away
N Neutral

Average RPI Win: 262	WON-LOST	WINNING	LAST 10	STRENGTH OF	OPP. STRENGTH	TEAM	ADJ.	CONF.	ADJ CONF.
Average RPI Loss: 151	RECORD	PCT. RANK	GAMES	SCHEDULE	OF SCHEDULE	RPI	RPI	RPI	RPI
DIV. I ONLY	14- 9	114	0- 1	286	238	178	178	26	26
DIV. I NON-CONF.	4- 7	228	0- 1	246	193	257	257	28	28
TOTALS	RPI 1-25	RPI 26-50	W-L RECORDS	RPI 51-100	RPI 101-150	RPI 150+			
14- 9	0- 0	0- 1	OVERALL	0- 3	2- 1	12- 4			
7- 4	0- 0	0- 0	HOME	0- 2	1- 0	6- 2			
7- 4	0- 0	0- 1	AWAY	0- 1	1- 0	6- 2			
0- 1	0- 0	0- 0	NEUTRAL	0- 0	0- 1	0- 0			
4- 7	0- 0	0- 1	NON-CONFERENCE	0- 2	0- 1	4- 3			
2- 3	0- 0	0- 0	HOME	0- 2	0- 0	2- 1			
2- 3	0- 0	0- 1	AWAY	0- 0	0- 0	2- 2			
0- 1	0- 0	0- 0	NEUTRAL	0- 0	0- 1	0- 0			
10- 2	0- 0	0- 0	CONFERENCE	0- 1	2- 0	8- 1			
5- 1	0- 0	0- 0	HOME	0- 0	1- 0	4- 1			
5- 1	0- 0	0- 0	AWAY	0- 1	1- 0	4- 0			
0- 0	0- 0	0- 0	NEUTRAL	0- 0	0- 0	0- 0			

RPI S	Opponent	Score	RPI S	Opponent	Score	RPI S	Opponent	Score	RPI S	Opponent	Score	Team's RPI: 178
42	A Bucknell	59 80	64	A Quinnipiac	56 72	104	N Boston College	61 112				
			92	H Georgetown	49 79	145	A Marist	68 58				
			95	H Princeton	65 89	145	H Marist	70 64				
						205	A Holy Cross	61 71				
						207	H Navy	60 66				
						216	A Monmouth	55 43				
						216	H Monmouth	65 50				
						240	A Saint Joseph's	56 54				
						253	A Binghamton	62 57				
						265	H Mt. St. Mary's	85 67				
						266	A Vermont	49 54				
						277	A Siena	55 52				
						280	H Canisius	49 62				
						301	H Fairfield	62 59				
						302	A Manhattan	73 63				
						311	H NJIT	67 46				
						329	H Saint Peter's	60 38				
						331	A Iona	66 58				
						331	H Iona	75 64				
LAST 12 Division I GAMES:												
104	N Boston College	61 112	280	H Canisius	49 62							
331	H Iona	75 64	302	A Manhattan	73 63							
145	H Marist	70 64	329	H Saint Peter's	60 38							
216	H Monmouth	65 50	331	A Iona	66 58							
64	A Quinnipiac	56 72	277	A Siena	55 52							
145	A Marist	68 58	216	A Monmouth	55 43							

Non-Div I Games:

Rider

■ Loss,
 ■ Non-Conf,
 ■ S Site,
 ■ H Home
 ■ A Away
 N Neutral

Robert Morris

Through Games Of Feb. 13, 2019

Average RPI Win:	303	WON-LOST	WINNING	LAST 10	STRENGTH OF	OPP. STRENGTH	TEAM	ADJ.	CONF.	ADJ CONF.
Average RPI Loss:	124	RECORD	PCT. RANK	GAMES	SCHEDULE	OF SCHEDULE	RPI	RPI	RPI	RPI
DIV. I ONLY	13- 8	109	0- 1	332	286	215	215	31	31	
DIV. I NON-CONF.	2- 8	293	0- 1	247	72	315	315	31	31	
TOTALS	RPI 1-25	RPI 26-50	W-L RECORDS	RPI 51-100	RPI 101-150	RPI 150+				
13- 8	0- 1	0- 1	OVERALL	0- 2	0- 1	13- 3				
8- 3	0- 0	0- 1	HOME	0- 1	0- 0	8- 1				
5- 4	0- 1	0- 0	AWAY	0- 1	0- 1	5- 1				
0- 1	0- 0	0- 0	NEUTRAL	0- 0	0- 0	0- 1				
2- 8	0- 1	0- 1	NON-CONFERENCE	0- 2	0- 1	2- 3				
2- 3	0- 0	0- 1	HOME	0- 1	0- 0	2- 1				
0- 4	0- 1	0- 0	AWAY	0- 1	0- 1	0- 1				
0- 1	0- 0	0- 0	NEUTRAL	0- 0	0- 0	0- 1				
11- 0	0- 0	0- 0	CONFERENCE	0- 0	0- 0	11- 0				
6- 0	0- 0	0- 0	HOME	0- 0	0- 0	6- 0				
5- 0	0- 0	0- 0	AWAY	0- 0	0- 0	5- 0				
0- 0	0- 0	0- 0	NEUTRAL	0- 0	0- 0	0- 0				

RPI 1-25				RPI 26-50				RPI 51-100				RPI 101+ Team's RPI: 215			
RPI	S	Opponent	Score	RPI	S	Opponent	Score	RPI	S	Opponent	Score	RPI	S	Opponent	Score
10	A	Iowa	63 92	35	H	James Madison	36 59	80	H	Kent St.	46 54	126	A	Youngstown St.	59 69
								99	A	Loyola Marymount	53 61	206	N	SMU	55 60
												210	A	Bowling Green	60 61
												224	H	Sacred Heart	64 46
												229	H	Rhode Island	41 46
												259	A	St. Francis Brooklyn	75 56
												265	H	Mt. St. Mary's	70 58
												285	H	La Salle	67 39
												300	A	Central Conn. St.	64 57
												300	H	Central Conn. St.	60 40
												307	A	Bryant	60 57
												307	H	Bryant	59 56
												308	H	Wagner	69 46
												344	A	Fairleigh Dickinson	63 43
												344	H	Fairleigh Dickinson	71 49
												346	H	Delaware St.	64 63
												351	A	LIU Brooklyn	89 37
LAST 12 Division I GAMES:															
				99	A	Loyola Marymount	53 61	300	A	Central Conn. St.	64 57				
				300	H	Central Conn. St.	60 40	307	A	Bryant	60 57				
				307	H	Bryant	59 56	351	A	LIU Brooklyn	89 37				
				344	A	Fairleigh Dickinson	63 43	259	A	St. Francis Brooklyn	75 56				
				224	H	Sacred Heart	64 46	344	H	Fairleigh Dickinson	71 49				
				308	H	Wagner	69 46	265	H	Mt. St. Mary's	70 58				

Non-Div I Games: Pitt.-Johnstown 73 53

Robert Morris

■ Loss,
 ■ Non-Conf,
 ■ S Site,
 ■ H Home
 ■ A Away
 N Neutral

Average RPI Win:	135	WON-LOST	WINNING	LAST 10	STRENGTH OF	OPP. STRENGTH	TEAM	ADJ.	CONF.	ADJ CONF.
Average RPI Loss:	41	RECORD	PCT. RANK	GAMES	SCHEDULE	OF SCHEDULE	RPI	RPI	RPI	RPI
DIV. I ONLY	17- 6	51	1- 0	19	59	19	19	4	4	
DIV. I NON-CONF.	8- 3	72	1- 1	59	114	46	46	6	6	
TOTALS	RPI 1-25	RPI 26-50	W-L RECORDS	RPI 51-100	RPI 101-150	RPI 150+				
17- 6	2- 4	1- 0	OVERALL	5- 1	2- 1	7- 0				
11- 1	1- 1	1- 0	HOME	3- 0	1- 0	5- 0				
5- 3	1- 1	0- 0	AWAY	2- 1	1- 1	1- 0				
1- 2	0- 2	0- 0	NEUTRAL	0- 0	0- 0	1- 0				
8- 3	0- 2	0- 0	NON-CONFERENCE	2- 1	0- 0	6- 0				
6- 0	0- 0	0- 0	HOME	1- 0	0- 0	5- 0				
1- 1	0- 0	0- 0	AWAY	1- 1	0- 0	0- 0				
1- 2	0- 2	0- 0	NEUTRAL	0- 0	0- 0	1- 0				
9- 3	2- 2	1- 0	CONFERENCE	3- 0	2- 1	1- 0				
5- 1	1- 1	1- 0	HOME	2- 0	1- 0	0- 0				
4- 2	1- 1	0- 0	AWAY	1- 0	1- 1	1- 0				
0- 0	0- 0	0- 0	NEUTRAL	0- 0	0- 0	0- 0				

RPI	S	Opponent	Score	RPI	S	Opponent	Score	RPI	S	Opponent	Score	RPI	S	Opponent	Score
10	A	Iowa	66 72	41	H	Indiana	69 64	53	H	Purdue	65 63	112	A	Minnesota	46 60
13	N	Gonzaga	40 57					56	H	LSU	57 43	134	A	Penn St.	69 61
17	A	Maryland	73 65					70	A	Virginia Tech	51 67	134	H	Penn St.	74 61
17	H	Maryland	48 62					86	A	Harvard	60 49	160	H	Stony Brook	61 47
20	H	Michigan St.	76 62					90	H	Northwestern	45 41	188	A	Illinois	71 60
22	N	Drake	59 69					98	A	Nebraska	62 56	217	H	Saint Francis (PA)	96 52
												228	H	Brown	73 52
												231	H	Albany (NY)	65 39
												244	N	ETSU	68 44
												300	H	Central Conn. St.	73 44
LAST 12 Division I GAMES:															
244	N	ETSU	68 44	10	A	Iowa	66 72								
13	N	Gonzaga	40 57	20	H	Michigan St.	76 62								
17	H	Maryland	48 62	53	H	Purdue	65 63								
112	A	Minnesota	46 60	98	A	Nebraska	62 56								
41	H	Indiana	69 64	188	A	Illinois	71 60								
134	A	Penn St.	69 61	134	H	Penn St.	74 61								

Non-Div I Games:

Rutgers

■ Loss,
 Non-Conf, S Site,
 Home
 Away
N Neutral

Average RPI Win:	225	WON-LOST	WINNING	LAST 10	STRENGTH OF	OPP. STRENGTH	TEAM	ADJ.	CONF.	ADJ CONF.
Average RPI Loss:	74	RECORD	PCT. RANK	GAMES	SCHEDULE	OF SCHEDULE	RPI	RPI	RPI	RPI
DIV. I ONLY	17- 3	16	0- 1	210	256	60	60	25	25	
DIV. I NON-CONF.	6- 3	91	0- 1	50	146	49	49	23	23	
TOTALS	RPI 1-25	RPI 26-50	W-L RECORDS	RPI 51-100	RPI 101-150	RPI 150+				
17- 3	0- 1	0- 0	OVERALL	2- 1	2- 1	13- 0				
10- 0	0- 0	0- 0	HOME	2- 0	2- 0	6- 0				
6- 3	0- 1	0- 0	AWAY	0- 1	0- 1	6- 0				
1- 0	0- 0	0- 0	NEUTRAL	0- 0	0- 0	1- 0				
6- 3	0- 1	0- 0	NON-CONFERENCE	1- 1	2- 1	3- 0				
5- 0	0- 0	0- 0	HOME	1- 0	2- 0	2- 0				
0- 3	0- 1	0- 0	AWAY	0- 1	0- 1	0- 0				
1- 0	0- 0	0- 0	NEUTRAL	0- 0	0- 0	1- 0				
11- 0	0- 0	0- 0	CONFERENCE	1- 0	0- 0	10- 0				
5- 0	0- 0	0- 0	HOME	1- 0	0- 0	4- 0				
6- 0	0- 0	0- 0	AWAY	0- 0	0- 0	6- 0				
0- 0	0- 0	0- 0	NEUTRAL	0- 0	0- 0	0- 0				

RPI 1-25				RPI 26-50				RPI 51-100 Team's RPI: 60				RPI 101+			
RPI	S	Opponent	Score	RPI	S	Opponent	Score	RPI	S	Opponent	Score	RPI	S	Opponent	Score
23	A	Miami (FL)	60 81					52	A	New Mexico	33 74	137	H	Montana St.	60 53
								66	H	Lamar University	70 58	147	H	Tulsa	76 34
								75	H	Yale	67 57	148	A	Texas Tech	69 77
												159	A	Abilene Christian	71 55
												179	H	Nicholls St.	70 62
												180	A	Sam Houston St.	78 68
												181	N	Hampton	70 68
												212	H	Texas Southern	74 55
												281	A	Central Ark.	59 53
												287	A	Southeastern La.	62 51
												295	H	Morgan St.	69 42
												315	A	Incarinate Word	66 56
												316	H	New Orleans	97 38
												326	A	McNeese	97 48
												330	H	Northwestern St.	84 56
												339	H	Houston Baptist	65 53
LAST 12 Division I GAMES:															
52	A	New Mexico	33 74	281	A	Central Ark.	59 53								
75	H	Yale	67 57	159	A	Abilene Christian	71 55								
326	A	McNeese	97 48	315	A	Incarinate Word	66 56								
66	H	Lamar University	70 58	316	H	New Orleans	97 38								
339	H	Houston Baptist	65 53	330	H	Northwestern St.	84 56								
180	A	Sam Houston St.	78 68	179	H	Nicholls St.	70 62								

Non-Div I Games: Wiley 97 38 Cameron 86 59 Our Lady of the Lak93 77

SFA

Loss, Non-Conf, S Site, H Home A Away N Neutral

SIUE										
Average RPI Win:	286	WON-LOST	WINNING	LAST 10	STRENGTH OF	OPP. STRENGTH	TEAM	ADJ.	CONF.	ADJ CONF.
Average RPI Loss:	181	RECORD	PCT. RANK	GAMES	SCHEDULE	OF SCHEDULE	RPI	RPI	RPI	RPI
DIV. I ONLY	9- 13	228	0- 1	315	284	256	256	22	22	
DIV. I NON-CONF.	4- 6	212	0- 0	314	261	238	238	21	21	

TOTALS	RPI 1-25	RPI 26-50	W-L RECORDS	RPI 51-100	RPI 101-150	RPI 150+				
9- 13	0- 0	0- 1	OVERALL	0- 1	0- 3	9- 8				
4- 2	0- 0	0- 0	HOME	0- 0	0- 1	4- 1				
5- 10	0- 0	0- 1	AWAY	0- 0	0- 2	5- 7				
0- 1	0- 0	0- 0	NEUTRAL	0- 1	0- 0	0- 0				
4- 6	0- 0	0- 1	NON-CONFERENCE	0- 1	0- 0	4- 4				
1- 0	0- 0	0- 0	HOME	0- 0	0- 0	1- 0				
3- 5	0- 0	0- 1	AWAY	0- 0	0- 0	3- 4				
0- 1	0- 0	0- 0	NEUTRAL	0- 1	0- 0	0- 0				
5- 7	0- 0	0- 0	CONFERENCE	0- 0	0- 3	5- 4				
3- 2	0- 0	0- 0	HOME	0- 0	0- 1	3- 1				
2- 5	0- 0	0- 0	AWAY	0- 0	0- 2	2- 3				
0- 0	0- 0	0- 0	NEUTRAL	0- 0	0- 0	0- 0				

RPI 1-25				RPI 26-50				RPI 51-100				RPI 101+ Team's RPI: 256			
RPI	S	Opponent	Score	RPI	S	Opponent	Score	RPI	S	Opponent	Score	RPI	S	Opponent	Score
				32	A	Missouri	36 59	63	N	Missouri St.	65 68	120	H	Morehead St.	67 73
												132	A	Tennessee Tech	55 79
												135	A	UT Martin	55 68
												183	A	Saint Louis	56 63
												188	A	Illinois	57 74
												190	H	Illinois St.	68 61
												203	A	Jacksonville St.	51 47
												222	A	Southeast Mo. St.	58 63
												222	H	Southeast Mo. St.	52 62
												239	A	UMKC	75 80
												249	A	Loyola Chicago	43 56
												272	A	Eastern Ill.	65 56
												282	A	Murray St.	75 81
												282	H	Murray St.	71 54
												288	A	Austin Peay	65 77
												288	H	Austin Peay	69 68
												327	H	Eastern Ky.	74 55
												333	A	Purdue Fort Wayne	57 49
												335	A	Evansville	54 45
												348	A	Chicago St.	82 66
LAST 12 Division I GAMES:															
				282	A	Murray St.	75 81	282	H	Murray St.	71 54				
				288	A	Austin Peay	65 77	288	H	Austin Peay	69 68				
				327	H	Eastern Ky.	74 55	203	A	Jacksonville St.	51 47				
				120	H	Morehead St.	67 73	132	A	Tennessee Tech	55 79				
				135	A	UT Martin	55 68	272	A	Eastern Ill.	65 56				
				222	A	Southeast Mo. St.	58 63	222	H	Southeast Mo. St.	52 62				

Non-Div I Games: McKendree 64 63

SIUE

■ Loss,
 ■ Non-Conf,
 ■ S Site,
 ■ Home
 ■ A Away
 N Neutral

SMU				STRENGTH OF SCHEDULE	OPP. STRENGTH OF SCHEDULE	TEAM RPI	ADJ. RPI	CONF. RPI	ADJ CONF. RPI
Average RPI Win:	237	WON-LOST RECORD	WINNING PCT. RANK						
Average RPI Loss:	95		LAST 10 GAMES						
DIV. I ONLY	8- 15	255	1- 0	80	129	206	206	9	9
DIV. I NON-CONF.	6- 7	172	1- 0	184	256	227	227	9	9

TOTALS	RPI 1-25	RPI 26-50	W-L RECORDS	RPI 51-100	RPI 101-150	RPI 150+			
8- 15	0- 3	0- 2	OVERALL	0- 3	1- 5	7- 2			
6- 7	0- 1	0- 0	HOME	0- 1	1- 3	5- 2			
0- 8	0- 2	0- 2	AWAY	0- 2	0- 2	0- 0			
2- 0	0- 0	0- 0	NEUTRAL	0- 0	0- 0	2- 0			
6- 7	0- 0	0- 2	NON-CONFERENCE	0- 2	0- 1	6- 2			
4- 4	0- 0	0- 0	HOME	0- 1	0- 1	4- 2			
0- 3	0- 0	0- 2	AWAY	0- 1	0- 0	0- 0			
2- 0	0- 0	0- 0	NEUTRAL	0- 0	0- 0	2- 0			
2- 8	0- 3	0- 0	CONFERENCE	0- 1	1- 4	1- 0			
2- 3	0- 1	0- 0	HOME	0- 0	1- 2	1- 0			
0- 5	0- 2	0- 0	AWAY	0- 1	0- 2	0- 0			
0- 0	0- 0	0- 0	NEUTRAL	0- 0	0- 0	0- 0			

RPI 1-25				RPI 26-50				RPI 51-100				RPI 101+ Team's RPI: 206			
RPI	S	Opponent	Score	RPI	S	Opponent	Score	RPI	S	Opponent	Score	RPI	S	Opponent	Score
6	A	UConn	39 79	30	A	Rice	52 66	82	A	Cincinnati	57 69	101	A	Houston	68 69
16	A	UCF	43 55	37	A	TCU	63 65	89	H	UT Arlington	41 66	101	H	Houston	61 72
16	H	UCF	54 66					100	A	Northern Colo.	57 58	129	H	Tulane	43 61
												133	H	Alabama	61 62
												146	H	South Fla.	46 44
												147	A	Tulsa	35 49
												158	H	Oklahoma	61 77
												171	H	North Texas	73 66
												215	N	Robert Morris	60 55
												235	N	Northern Ariz.	55 48
												248	H	Wichita St.	78 50
												275	H	CSU Bakersfield	49 43
												287	H	Southeastern La.	62 63
												298	H	La.-Monroe	49 38
												310	H	Mississippi Val.	62 47
LAST 12 Division I GAMES:															
235	N	Northern Ariz.	55 48	16	A	UCF	43 55								
16	H	UCF	54 66	248	H	Wichita St.	78 50								
147	A	Tulsa	35 49	129	H	Tulane	43 61								
101	A	Houston	68 69	101	H	Houston	61 72								
146	H	South Fla.	46 44	82	A	Cincinnati	57 69								
6	A	UConn	39 79	89	H	UT Arlington	41 66								

Non-Div I Games:

SMU

■ Loss,
 ■ Non-Conf,
 ■ S Site,
 ■ Home
 ■ A Away
 N Neutral

Sacramento St.

Through Games Of Feb. 13, 2019

Average RPI Win:	243	WON-LOST	WINNING	LAST 10	STRENGTH OF	OPP. STRENGTH	TEAM	ADJ.	CONF.	ADJ CONF.
Average RPI Loss:	120	RECORD	PCT. RANK	GAMES	SCHEDULE	OF SCHEDULE	RPI	RPI	RPI	RPI
DIV. I ONLY	7- 12	247	1- 0	148	204	233	233	16	16	
DIV. I NON-CONF.	3- 4	199	1- 0	127	269	207	207	12	12	
TOTALS	RPI 1-25	RPI 26-50	W-L RECORDS	RPI 51-100	RPI 101-150	RPI 150+				
7- 12	0- 0	0- 0	OVERALL	0- 5	0- 5	7- 2				
4- 6	0- 0	0- 0	HOME	0- 2	0- 2	4- 2				
1- 5	0- 0	0- 0	AWAY	0- 3	0- 2	1- 0				
2- 1	0- 0	0- 0	NEUTRAL	0- 0	0- 1	2- 0				
3- 4	0- 0	0- 0	NON-CONFERENCE	0- 2	0- 1	3- 1				
1- 2	0- 0	0- 0	HOME	0- 1	0- 0	1- 1				
0- 1	0- 0	0- 0	AWAY	0- 1	0- 0	0- 0				
2- 1	0- 0	0- 0	NEUTRAL	0- 0	0- 1	2- 0				
4- 8	0- 0	0- 0	CONFERENCE	0- 3	0- 4	4- 1				
3- 4	0- 0	0- 0	HOME	0- 1	0- 2	3- 1				
1- 4	0- 0	0- 0	AWAY	0- 2	0- 2	1- 0				
0- 0	0- 0	0- 0	NEUTRAL	0- 0	0- 0	0- 0				

RPI S	Opponent	Score	RPI S	Opponent	Score	RPI S	Opponent	Score	RPI S	Opponent	Score	Team's RPI: 233
						52	A New Mexico	53 85	102	A Idaho St.	43 73	
						88	A Idaho	66 104	102	H Idaho St.	42 56	
						91	H UC Davis	60 109	124	N Pepperdine	97 113	
						100	A Northern Colo.	69 82	137	H Montana St.	53 69	
						100	H Northern Colo.	61 71	139	A Portland St.	58 74	
									167	H Montana	86 88	
									181	N Hampton	65 61	
									188	N Illinois	109 107	
									196	A Eastern Wash.	73 70	
									235	H Northern Ariz.	65 61	
									242	H San Francisco	75 86	
									268	H Southern Utah	77 76	
									312	H Cal Poly	88 85	
									318	H Weber St.	77 62	
LAST 12 Division I GAMES:												
181	N Hampton	65 61	88	A Idaho	66 104							
100	H Northern Colo.	61 71	268	H Southern Utah	77 76							
139	A Portland St.	58 74	235	H Northern Ariz.	65 61							
318	H Weber St.	77 62	102	A Idaho St.	43 73							
102	H Idaho St.	42 56	137	H Montana St.	53 69							
196	A Eastern Wash.	73 70	167	H Montana	86 88							

Non-Div I Games: Antelope Valley 86 80

Sacramento St.

Loss, Non-Conf, S Site, H Home A Away N Neutral

Sacred Heart

Through Games Of Feb. 13, 2019

Average RPI Win:	299	WON-LOST	WINNING	LAST 10	STRENGTH OF	OPP. STRENGTH	TEAM	ADJ.	CONF.	ADJ CONF.
Average RPI Loss:	180	RECORD	PCT. RANK	GAMES	SCHEDULE	OF SCHEDULE	RPI	RPI	RPI	RPI
DIV. I ONLY	12- 10	146	1- 0	299	338	224	224	31	31	
DIV. I NON-CONF.	4- 7	228	0- 0	221	269	226	226	31	31	
TOTALS	RPI 1-25	RPI 26-50	W-L RECORDS	RPI 51-100	RPI 101-150	RPI 150+				
12- 10	0- 1	0- 0	OVERALL	0- 0	0- 1	12- 8				
7- 4	0- 0	0- 0	HOME	0- 0	0- 0	7- 4				
5- 6	0- 1	0- 0	AWAY	0- 0	0- 1	5- 4				
0- 0	0- 0	0- 0	NEUTRAL	0- 0	0- 0	0- 0				
4- 7	0- 1	0- 0	NON-CONFERENCE	0- 0	0- 1	4- 5				
1- 3	0- 0	0- 0	HOME	0- 0	0- 0	1- 3				
3- 4	0- 1	0- 0	AWAY	0- 0	0- 1	3- 2				
0- 0	0- 0	0- 0	NEUTRAL	0- 0	0- 0	0- 0				
8- 3	0- 0	0- 0	CONFERENCE	0- 0	0- 0	8- 3				
6- 1	0- 0	0- 0	HOME	0- 0	0- 0	6- 1				
2- 2	0- 0	0- 0	AWAY	0- 0	0- 0	2- 2				
0- 0	0- 0	0- 0	NEUTRAL	0- 0	0- 0	0- 0				

RPI 1-25				RPI 26-50				RPI 51-100				RPI 101+ Team's RPI: 224			
RPI	S	Opponent	Score	RPI	S	Opponent	Score	RPI	S	Opponent	Score	RPI	S	Opponent	Score
25	A	Kentucky	43 71									118	A	Providence	52 62
												151	A	Lehigh	66 70
												160	H	Stony Brook	58 73
												202	A	Massachusetts	61 78
												215	A	Robert Morris	46 64
												216	H	Monmouth	50 55
												217	A	Saint Francis (PA)	68 85
												240	H	Saint Joseph's	44 61
												252	A	Hofstra	70 64
												259	A	St. Francis Brooklyn	68 66
												259	H	St. Francis Brooklyn	53 56
												265	H	Mt. St. Mary's	76 41
												277	H	Siena	72 50
												300	H	Central Conn. St.	66 61
												302	A	Manhattan	74 46
												307	H	Bryant	49 48
												308	A	Wagner	80 68
												308	H	Wagner	72 64
												320	A	New Hampshire	71 60
												344	H	Fairleigh Dickinson	68 62
												351	H	LIU Brooklyn	75 53
LAST 12 Division I GAMES:															
344	H	Fairleigh Dickinson	68 62	259	A	St. Francis Brooklyn	68 66								
265	H	Mt. St. Mary's	76 41	307	H	Bryant	49 48								
259	H	St. Francis Brooklyn	53 56	308	A	Wagner	80 68								
215	A	Robert Morris	46 64	351	H	LIU Brooklyn	75 53								
217	A	Saint Francis (PA)	68 85	300	H	Central Conn. St.	66 61								
308	H	Wagner	72 64	25	A	Kentucky	43 71								

Non-Div I Games:

Sacred Heart

■ Loss,
 ■ Non-Conf,
 ■ S Site,
 ■ Home
 ■ A Away
 N Neutral

Average RPI Win:	282	WON-LOST	WINNING	LAST 10	STRENGTH OF	OPP. STRENGTH	TEAM	ADJ.	CONF.	ADJ CONF.
Average RPI Loss:	154	RECORD	PCT. RANK	GAMES	SCHEDULE	OF SCHEDULE	RPI	RPI	RPI	RPI
DIV. I ONLY	10- 12	196	0- 1	225	284	217	217	31	31	
DIV. I NON-CONF.	2- 9	297	0- 1	41	102	206	206	31	31	
TOTALS	RPI 1-25	RPI 26-50	W-L RECORDS	RPI 51-100	RPI 101-150	RPI 150+				
10- 12	0- 2	0- 0	OVERALL	0- 2	1- 2	9- 6				
7- 2	0- 0	0- 0	HOME	0- 1	1- 0	6- 1				
3- 8	0- 2	0- 0	AWAY	0- 0	0- 2	3- 4				
0- 2	0- 0	0- 0	NEUTRAL	0- 1	0- 0	0- 1				
2- 9	0- 2	0- 0	NON-CONFERENCE	0- 2	1- 2	1- 3				
1- 2	0- 0	0- 0	HOME	0- 1	1- 0	0- 1				
1- 5	0- 2	0- 0	AWAY	0- 0	0- 2	1- 1				
0- 2	0- 0	0- 0	NEUTRAL	0- 1	0- 0	0- 1				
8- 3	0- 0	0- 0	CONFERENCE	0- 0	0- 0	8- 3				
6- 0	0- 0	0- 0	HOME	0- 0	0- 0	6- 0				
2- 3	0- 0	0- 0	AWAY	0- 0	0- 0	2- 3				
0- 0	0- 0	0- 0	NEUTRAL	0- 0	0- 0	0- 0				

RPI 1-25				RPI 26-50				RPI 51-100				RPI 101+ Team's RPI: 217			
RPI	S	Opponent	Score	RPI	S	Opponent	Score	RPI	S	Opponent	Score	RPI	S	Opponent	Score
2	A	Baylor	58 116					54	N	Boise St.	64 78	120	H	Morehead St.	89 83
19	A	Rutgers	52 96					73	H	FGCU	69 83	126	A	Youngstown St.	56 80
												130	A	Pittsburgh	75 78
												163	H	Duquesne	73 93
												167	N	Montana	77 79
												224	H	Sacred Heart	85 68
												243	A	Liberty	53 82
												259	A	St. Francis Brooklyn	65 78
												265	A	Mt. St. Mary's	83 72
												265	H	Mt. St. Mary's	68 66
												300	A	Central Conn. St.	62 73
												300	H	Central Conn. St.	83 68
												307	A	Bryant	63 66
												307	H	Bryant	78 66
												308	H	Wagner	107 70
												340	A	Longwood	91 88
												344	H	Fairleigh Dickinson	75 64
												351	A	LIU Brooklyn	80 66
LAST 12 Division I GAMES:															
167	N	Montana	77 79	307	A	Bryant	63 66								
307	H	Bryant	78 66	300	A	Central Conn. St.	62 73								
300	H	Central Conn. St.	83 68	259	A	St. Francis Brooklyn	65 78								
265	A	Mt. St. Mary's	83 72	351	A	LIU Brooklyn	80 66								
308	H	Wagner	107 70	265	H	Mt. St. Mary's	68 66								
224	H	Sacred Heart	85 68	344	H	Fairleigh Dickinson	75 64								

Non-Div I Games: Seton Hill 86 74

Saint Francis (PA)

Loss, Non-Conf, S Site, H Home A Away N Neutral

Saint Joseph's

Through Games Of Feb. 13, 2019

Average RPI Win:	233	WON-LOST	WINNING	LAST 10	STRENGTH OF	OPP. STRENGTH	TEAM	ADJ.	CONF.	ADJ CONF.
Average RPI Loss:	132	RECORD	PCT. RANK	GAMES	SCHEDULE	OF SCHEDULE	RPI	RPI	RPI	RPI
DIV. I ONLY	9- 15	243	1- 0	175	161	240	240	17	17	
DIV. I NON-CONF.	4- 9	252	1- 0	145	171	255	255	16	16	
TOTALS	RPI 1-25	RPI 26-50	W-L RECORDS	RPI 51-100	RPI 101-150	RPI 150+				
9- 15	0- 0	0- 2	OVERALL	0- 2	0- 5	9- 6				
7- 7	0- 0	0- 2	HOME	0- 0	0- 2	7- 3				
2- 8	0- 0	0- 0	AWAY	0- 2	0- 3	2- 3				
0- 0	0- 0	0- 0	NEUTRAL	0- 0	0- 0	0- 0				
4- 9	0- 0	0- 2	NON-CONFERENCE	0- 2	0- 2	4- 3				
3- 5	0- 0	0- 2	HOME	0- 0	0- 1	3- 2				
1- 4	0- 0	0- 0	AWAY	0- 2	0- 1	1- 1				
0- 0	0- 0	0- 0	NEUTRAL	0- 0	0- 0	0- 0				
5- 6	0- 0	0- 0	CONFERENCE	0- 0	0- 3	5- 3				
4- 2	0- 0	0- 0	HOME	0- 0	0- 1	4- 1				
1- 4	0- 0	0- 0	AWAY	0- 0	0- 2	1- 2				
0- 0	0- 0	0- 0	NEUTRAL	0- 0	0- 0	0- 0				

RPI 1-25				RPI 26-50				RPI 51-100				RPI 101+				Team's RPI: 240	
RPI	S	Opponent	Score	RPI	S	Opponent	Score	RPI	S	Opponent	Score	RPI	S	Opponent	Score		
				43	H	Villanova	35 47	69	A	Penn	45 65	103	A	VCU	40 59		
				48	H	Auburn	70 81	78	A	Drexel	34 51	103	H	VCU	47 65		
												114	A	Dayton	65 72		
												116	H	Towson	52 73		
												149	A	Delaware	39 48		
												153	H	Davidson	66 54		
												163	A	Duquesne	73 81		
												169	H	Temple	52 58		
												178	H	Rider	54 56		
												183	H	Saint Louis	49 62		
												202	H	Massachusetts	55 54		
												207	A	Navy	48 49		
												209	A	George Washington	41 38		
												224	A	Sacred Heart	61 44		
												230	H	St. Bonaventure	66 41		
												234	H	Niagara	68 54		
												258	A	Richmond	45 46		
												260	H	Columbia	68 61		
												285	H	La Salle	60 57		
												303	H	Loyola Maryland	49 46		
LAST 12 Division I GAMES:																	
				303	H	Loyola Maryland	49 46	258	A	Richmond	45 46						
				202	H	Massachusetts	55 54	285	H	La Salle	60 57						
				209	A	George Washington	41 38	163	A	Duquesne	73 81						
				153	H	Davidson	66 54	230	H	St. Bonaventure	66 41						
				103	H	VCU	47 65	183	H	Saint Louis	49 62						
				114	A	Dayton	65 72	103	A	VCU	40 59						

Non-Div I Games:

Saint Joseph's

■ Loss,
 ■ Non-Conf,
 ■ S Site,
 ■ H Home
 ■ A Away
 N Neutral

Average RPI Win:	216	WON-LOST	WINNING	LAST 10	STRENGTH OF	OPP. STRENGTH	TEAM	ADJ.	CONF.	ADJ CONF.
Average RPI Loss:	125	RECORD	PCT. RANK	GAMES	SCHEDULE	OF SCHEDULE	RPI	RPI	RPI	RPI
DIV. I ONLY	12- 13	175	1- 0	194	119	183	183	17	17	
DIV. I NON-CONF.	5- 8	224	1- 0	189	53	212	212	16	16	
TOTALS	RPI 1-25	RPI 26-50	W-L RECORDS	RPI 51-100	RPI 101-150	RPI 150+				
12- 13	0- 1	0- 1	OVERALL	1- 2	1- 5	10- 4				
6- 6	0- 1	0- 1	HOME	0- 1	1- 1	5- 2				
6- 5	0- 0	0- 0	AWAY	1- 0	0- 3	5- 2				
0- 2	0- 0	0- 0	NEUTRAL	0- 1	0- 1	0- 0				
5- 8	0- 1	0- 1	NON-CONFERENCE	1- 2	0- 2	4- 2				
2- 4	0- 1	0- 1	HOME	0- 1	0- 0	2- 1				
3- 2	0- 0	0- 0	AWAY	1- 0	0- 1	2- 1				
0- 2	0- 0	0- 0	NEUTRAL	0- 1	0- 1	0- 0				
7- 5	0- 0	0- 0	CONFERENCE	0- 0	1- 3	6- 2				
4- 2	0- 0	0- 0	HOME	0- 0	1- 1	3- 1				
3- 3	0- 0	0- 0	AWAY	0- 0	0- 2	3- 1				
0- 0	0- 0	0- 0	NEUTRAL	0- 0	0- 0	0- 0				

RPI	S	Opponent	Score	RPI	S	Opponent	Score	RPI	S	Opponent	Score	RPI	S	Opponent	Score	Team's RPI: 183
6	H	UConn	42 98	32	H	Missouri	62 74	75	N	Yale	52 58	103	A	VCU	47 57	
								82	H	Cincinnati	50 51	114	H	Dayton	68 65	
								94	A	Virginia	67 65	121	A	Fordham	51 54	
												121	H	Fordham	53 56	
												141	N	Chattanooga	61 71	
												147	A	Tulsa	75 86	
												162	H	Southern Ill.	62 58	
												163	A	Duquesne	67 63	
												172	H	Indiana St.	56 60	
												190	A	Illinois St.	67 72	
												202	A	Massachusetts	66 70	
												209	H	George Washington	60 44	
												214	H	George Mason	60 53	
												229	H	Rhode Island	56 68	
												230	A	St. Bonaventure	62 45	
												240	A	Saint Joseph's	62 49	
												256	H	SIUE	63 56	
												285	H	La Salle	69 58	
												294	A	Fla. Atlantic	93 61	
												327	A	Eastern Ky.	70 43	
LAST 12 Division I GAMES:																
294	A	Fla. Atlantic	93 61	103	A	VCU	47 57									
163	A	Duquesne	67 63	114	H	Dayton	68 65									
285	H	La Salle	69 58	230	A	St. Bonaventure	62 45									
121	A	Fordham	51 54	229	H	Rhode Island	56 68									
209	H	George Washington	60 44	121	H	Fordham	53 56									
214	H	George Mason	60 53	240	A	Saint Joseph's	62 49									

Non-Div I Games:

Saint Louis

Saint Mary's (CA)

Through Games Of Feb. 13, 2019

Average RPI Win:	171	WON-LOST	WINNING	LAST 10	STRENGTH OF	OPP. STRENGTH	TEAM	ADJ.	CONF.	ADJ CONF.
Average RPI Loss:	39	RECORD	PCT. RANK	GAMES	SCHEDULE	OF SCHEDULE	RPI	RPI	RPI	RPI
DIV. I ONLY	16- 8	82	1- 0	55	74	45	45	8	8	
DIV. I NON-CONF.	7- 4	108	1- 0	73	38	57	57	7	7	
TOTALS	RPI 1-25	RPI 26-50	W-L RECORDS	RPI 51-100	RPI 101-150	RPI 150+				
16- 8	0- 3	2- 3	OVERALL	2- 2	2- 0	10- 0				
6- 4	0- 2	1- 2	HOME	1- 0	1- 0	3- 0				
8- 4	0- 1	1- 1	AWAY	0- 2	1- 0	6- 0				
2- 0	0- 0	0- 0	NEUTRAL	1- 0	0- 0	1- 0				
7- 4	0- 1	1- 2	NON-CONFERENCE	1- 1	1- 0	4- 0				
2- 2	0- 1	1- 1	HOME	0- 0	0- 0	1- 0				
3- 2	0- 0	0- 1	AWAY	0- 1	1- 0	2- 0				
2- 0	0- 0	0- 0	NEUTRAL	1- 0	0- 0	1- 0				
9- 4	0- 2	1- 1	CONFERENCE	1- 1	1- 0	6- 0				
4- 2	0- 1	0- 1	HOME	1- 0	1- 0	2- 0				
5- 2	0- 1	1- 0	AWAY	0- 1	0- 0	4- 0				
0- 0	0- 0	0- 0	NEUTRAL	0- 0	0- 0	0- 0				

RPI 1-25				RPI 26-50				Team's RPI: 45	RPI 51-100				RPI 101+			
RPI	S	Opponent	Score	RPI	S	Opponent	Score		RPI	S	Opponent	Score	RPI	S	Opponent	Score
4	H	Oregon	55 79	29	A	Oregon St.	56 89		71	N	Old Dominion	83 65	122	A	Washington St.	70 64
13	A	Gonzaga	62 74	36	H	California	78 81		84	A	Pacific	67 76	124	H	Pepperdine	79 68
13	H	Gonzaga	52 66	38	A	BYU	78 75		91	A	UC Davis	74 76	161	A	Portland	98 91
				38	H	BYU	73 74		99	H	Loyola Marymount	86 62	161	H	Portland	113 85
				47	H	Wyoming	90 84						182	N	Texas St.	89 62
LAST 12 Division I GAMES:																
				71	N	Old Dominion	83 65		124	H	Pepperdine	79 68				
				255	A	San Diego	80 49		183	A	Santa Clara	83 59				
				38	A	BYU	78 75		242	A	San Francisco	80 65				
				13	H	Gonzaga	52 66		38	H	BYU	73 74				
				161	H	Portland	113 85		255	H	San Diego	74 60				
				99	H	Loyola Marymount	86 62		161	A	Portland	98 91				

Non-Div I Games:

Saint Mary's (CA)

■ Loss,
 ■ Non-Conf, S Site,
 ■ Home
 ■ Away
 N Neutral

Saint Peter's

Through Games Of Feb. 13, 2019

Average RPI Win:	323	WON-LOST	WINNING	LAST 10	STRENGTH OF	OPP. STRENGTH	TEAM	ADJ.	CONF.	ADJ CONF.
Average RPI Loss:	212	RECORD	PCT. RANK	GAMES	SCHEDULE	OF SCHEDULE	RPI	RPI	RPI	RPI
DIV. I ONLY	6- 16	289	0- 1	321	336	329	329	26	26	
DIV. I NON-CONF.	5- 6	177	0- 0	329	344	295	295	28	28	
TOTALS	RPI 1-25	RPI 26-50	W-L RECORDS	RPI 51-100	RPI 101-150	RPI 150+				
6- 16	0- 0	0- 0	OVERALL	0- 2	0- 3	6- 11				
4- 6	0- 0	0- 0	HOME	0- 0	0- 1	4- 5				
2- 10	0- 0	0- 0	AWAY	0- 2	0- 2	2- 6				
0- 0	0- 0	0- 0	NEUTRAL	0- 0	0- 0	0- 0				
5- 6	0- 0	0- 0	NON-CONFERENCE	0- 1	0- 2	5- 3				
4- 1	0- 0	0- 0	HOME	0- 0	0- 0	4- 1				
1- 5	0- 0	0- 0	AWAY	0- 1	0- 2	1- 2				
0- 0	0- 0	0- 0	NEUTRAL	0- 0	0- 0	0- 0				
1- 10	0- 0	0- 0	CONFERENCE	0- 1	0- 1	1- 8				
0- 5	0- 0	0- 0	HOME	0- 0	0- 1	0- 4				
1- 5	0- 0	0- 0	AWAY	0- 1	0- 0	1- 4				
0- 0	0- 0	0- 0	NEUTRAL	0- 0	0- 0	0- 0				

RPI	S	Opponent	Score	RPI	S	Opponent	Score	RPI	S	Opponent	Score	RPI	S	Opponent	Score	Team's RPI: 329
64	A	Quinnipiac	45	90	104	A	Boston College	57	89	119	A	Seton Hall	47	90		
75	A	Yale	56	72	145	H	Marist	42	62	178	A	Rider	38	60		
					234	A	Niagara	57	81	234	H	Niagara	66	75		
					246	H	Cal St. Fullerton	45	69	259	A	St. Francis Brooklyn	70	74		
					277	A	Siena	46	50	277	H	Siena	57	84		
					280	A	Canisius	59	78	280	H	Canisius	62	75		
					301	A	Fairfield	68	65	302	H	Manhattan	44	62		
					308	H	Wagner	69	57	311	H	NJIT	70	57		
					321	A	Lafayette	62	60	323	A	UMass Lowell	57	59		
					344	H	Fairleigh Dickinson	75	58	351	H	LIU Brooklyn	86	59		
LAST 12 Division I GAMES:																
302	H	Manhattan	44	62	301	A	Fairfield	68	65							
280	A	Canisius	59	78	280	H	Canisius	62	75							
234	A	Niagara	57	81	234	H	Niagara	66	75							
277	A	Siena	46	50	64	A	Quinnipiac	45	90							
145	H	Marist	42	62	277	H	Siena	57	84							
178	A	Rider	38	60	344	H	Fairleigh Dickinson	75	58							

Non-Div I Games:

Saint Peter's

■ Loss,
 ■ Non-Conf,
 ■ S Site,
 ■ H Home
 ■ A Away
 N Neutral

Average RPI Win:	275	WON-LOST	WINNING	LAST 10	STRENGTH OF	OPP. STRENGTH	TEAM	ADJ.	CONF.	ADJ CONF.
Average RPI Loss:	127	RECORD	PCT. RANK	GAMES	SCHEDULE	OF SCHEDULE	RPI	RPI	RPI	RPI
DIV. I ONLY	10- 9	151	1- 0	218	254	180	180	25	25	
DIV. I NON-CONF.	2- 5	264	0- 0	106	106	173	173	23	23	
TOTALS	RPI 1-25	RPI 26-50	W-L RECORDS	RPI 51-100	RPI 101-150	RPI 150+				
10- 9	0- 0	0- 1	OVERALL	0- 4	0- 0	10- 4				
4- 4	0- 0	0- 0	HOME	0- 2	0- 0	4- 2				
6- 4	0- 0	0- 1	AWAY	0- 1	0- 0	6- 2				
0- 1	0- 0	0- 0	NEUTRAL	0- 1	0- 0	0- 0				
2- 5	0- 0	0- 1	NON-CONFERENCE	0- 2	0- 0	2- 2				
0- 1	0- 0	0- 0	HOME	0- 0	0- 0	0- 1				
2- 3	0- 0	0- 1	AWAY	0- 1	0- 0	2- 1				
0- 1	0- 0	0- 0	NEUTRAL	0- 1	0- 0	0- 0				
8- 4	0- 0	0- 0	CONFERENCE	0- 2	0- 0	8- 2				
4- 3	0- 0	0- 0	HOME	0- 2	0- 0	4- 1				
4- 1	0- 0	0- 0	AWAY	0- 0	0- 0	4- 1				
0- 0	0- 0	0- 0	NEUTRAL	0- 0	0- 0	0- 0				

RPI S	Opponent	Score	RPI S	Opponent	Score	RPI S	Opponent	Score	RPI S	Opponent	Score
37	A TCU	59 72	56	A LSU	52 66	159	A Abilene Christian	72 63			
			60	H SFA	68 78	159	H Abilene Christian	79 91			
			66	H Lamar University	72 83	174	H Oral Roberts	62 73			
			80	N Troy	79 84	192	A Southern Miss.	65 61			
						248	A Wichita St.	55 63			
						251	A Louisiana	68 62			
						267	A A&M-Corpus Christi	61 76			
						267	H A&M-Corpus Christi	61 59			
						281	H Central Ark.	66 62			
						287	H Southeastern La.	94 63			
						315	A Incarnate Word	76 56			
						326	A McNeese	93 80			
						330	H Northwestern St.	66 55			
						339	A Houston Baptist	74 63			
LAST 12 Division I GAMES:											
267	H A&M-Corpus Christi	61 59	330	H Northwestern St.	66 55						
159	A Abilene Christian	72 63	339	A Houston Baptist	74 63						
326	A McNeese	93 80	267	A A&M-Corpus Christi	61 76						
60	H SFA	68 78	315	A Incarnate Word	76 56						
287	H Southeastern La.	94 63	281	H Central Ark.	66 62						
66	H Lamar University	72 83	159	H Abilene Christian	79 91						

Non-Div I Games: UNKNOWN 94 46 Wiley 101 63 Jarvis Christian 100 55

Sam Houston St.

Average RPI Win: 268	WON-LOST	WINNING	LAST 10	STRENGTH OF	OPP. STRENGTH	TEAM	ADJ.	CONF.	ADJ CONF.
Average RPI Loss: 168	RECORD	PCT. RANK	GAMES	SCHEDULE	OF SCHEDULE	RPI	RPI	RPI	RPI
DIV. I ONLY	5- 16	307	0- 1	203	244	270	270	27	27
DIV. I NON-CONF.	3- 10	278	0- 0	150	207	223	223	24	24
TOTALS	RPI 1-25	RPI 26-50	W-L RECORDS	RPI 51-100	RPI 101-150	RPI 150+			
5- 16	0- 0	0- 1	OVERALL	0- 1	0- 5	5- 9			
2- 3	0- 0	0- 0	HOME	0- 0	0- 2	2- 1			
3- 13	0- 0	0- 1	AWAY	0- 1	0- 3	3- 8			
0- 0	0- 0	0- 0	NEUTRAL	0- 0	0- 0	0- 0			
3- 10	0- 0	0- 1	NON-CONFERENCE	0- 1	0- 4	3- 4			
1- 1	0- 0	0- 0	HOME	0- 0	0- 1	1- 0			
2- 9	0- 0	0- 1	AWAY	0- 1	0- 3	2- 4			
0- 0	0- 0	0- 0	NEUTRAL	0- 0	0- 0	0- 0			
2- 6	0- 0	0- 0	CONFERENCE	0- 0	0- 1	2- 5			
1- 2	0- 0	0- 0	HOME	0- 0	0- 1	1- 1			
1- 4	0- 0	0- 0	AWAY	0- 0	0- 0	1- 4			
0- 0	0- 0	0- 0	NEUTRAL	0- 0	0- 0	0- 0			

RPI S	Opponent	Score	RPI S	Opponent	Score	RPI S	Opponent	Score	RPI S	Opponent	Score	Team's RPI: 270
48	A Auburn	46 73	80	A Troy	52 72	113	A Oklahoma St.	62 82	125	H UAB	41 66	
						135	A UT Martin	68 89	140	A Colorado	39 81	
						141	H Chattanooga	63 73	157	A Mercer	68 76	
						157	H Mercer	52 68	175	A Denver	87 83	
						176	A Vanderbilt	52 77	181	A Hampton	57 64	
						192	A Southern Miss.	40 76	221	A Furman	36 57	
						232	A Memphis	48 53	244	H ETSU	79 58	
						250	A Alabama St.	60 51	284	A Wofford	62 71	
						313	A UNC Greensboro	54 55	334	H Presbyterian	75 54	
						338	A Western Caro.	75 42				
LAST 12 Division I GAMES:												
157	H Mercer	52 68	313	A UNC Greensboro	54 55							
284	A Wofford	62 71	157	A Mercer	68 76							
221	A Furman	36 57	176	A Vanderbilt	52 77							
141	H Chattanooga	63 73	140	A Colorado	39 81							
244	H ETSU	79 58	175	A Denver	87 83							
338	A Western Caro.	75 42	48	A Auburn	46 73							

Non-Div I Games: Rhodes 71 54 Montevallo 73 47

Samford

Loss, Non-Conf, S Site, H Home A Away N Neutral

San Diego

Through Games Of Feb. 13, 2019

Average RPI Win:	239	WON-LOST	WINNING	LAST 10	STRENGTH OF	OPP. STRENGTH	TEAM	ADJ.	CONF.	ADJ CONF.
Average RPI Loss:	117	RECORD	PCT. RANK	GAMES	SCHEDULE	OF SCHEDULE	RPI	RPI	RPI	RPI
DIV. I ONLY	7- 16	274	0- 1	168	105	255	255	8	8	
DIV. I NON-CONF.	6- 4	125	0- 0	315	215	221	221	7	7	
TOTALS	RPI 1-25	RPI 26-50	W-L RECORDS	RPI 51-100	RPI 101-150	RPI 150+				
7- 16	0- 1	0- 4	OVERALL	0- 4	0- 3	7- 4				
5- 8	0- 1	0- 3	HOME	0- 2	0- 1	5- 1				
2- 8	0- 0	0- 1	AWAY	0- 2	0- 2	2- 3				
0- 0	0- 0	0- 0	NEUTRAL	0- 0	0- 0	0- 0				
6- 4	0- 0	0- 1	NON-CONFERENCE	0- 0	0- 1	6- 2				
5- 1	0- 0	0- 1	HOME	0- 0	0- 0	5- 0				
1- 3	0- 0	0- 0	AWAY	0- 0	0- 1	1- 2				
0- 0	0- 0	0- 0	NEUTRAL	0- 0	0- 0	0- 0				
1- 12	0- 1	0- 3	CONFERENCE	0- 4	0- 2	1- 2				
0- 7	0- 1	0- 2	HOME	0- 2	0- 1	0- 1				
1- 5	0- 0	0- 1	AWAY	0- 2	0- 1	1- 1				
0- 0	0- 0	0- 0	NEUTRAL	0- 0	0- 0	0- 0				

RPI 1-25				RPI 26-50				RPI 51-100				RPI 101+ Team's RPI: 255			
RPI	S	Opponent	Score	RPI	S	Opponent	Score	RPI	S	Opponent	Score	RPI	S	Opponent	Score
13	H	Gonzaga	61 86	36	H	California	53 70	84	A	Pacific	47 79	112	A	Minnesota	48 53
				38	H	BYU	56 65	84	H	Pacific	53 70	124	A	Pepperdine	65 88
				45	A	Saint Mary's (CA)	60 74	99	A	Loyola Marymount	57 83	124	H	Pepperdine	55 74
				45	H	Saint Mary's (CA)	49 80	99	H	Loyola Marymount	52 69	161	H	Portland	60 69
												183	A	Santa Clara	57 49
												198	H	Dartmouth	78 76
												201	H	San Diego St.	72 71
												241	H	Hawaii	58 50
												242	A	San Francisco	57 68
												261	A	Long Beach St.	60 56
												268	A	Southern Utah	59 69
												271	H	Cleveland St.	83 82
												297	A	UTSA	77 87
												317	H	San Jose St.	83 79
LAST 12 Division I GAMES:															
45	H	Saint Mary's (CA)	49 80	161	H	Portland	60 69								
84	H	Pacific	53 70	84	A	Pacific	47 79								
99	A	Loyola Marymount	57 83	45	A	Saint Mary's (CA)	60 74								
124	A	Pepperdine	65 88	124	H	Pepperdine	55 74								
38	H	BYU	56 65	99	H	Loyola Marymount	52 69								
13	H	Gonzaga	61 86	183	A	Santa Clara	57 49								

Non-Div I Games: Cal St. San B'dino 76 58

San Diego

■ Loss,
 ■ Non-Conf,
 ■ S Site,
 ■ H Home
 ■ A Away
 N Neutral

Average RPI Win:	233	WON-LOST	WINNING	LAST 10	STRENGTH OF	OPP. STRENGTH	TEAM	ADJ.	CONF.	ADJ CONF.
Average RPI Loss:	144	RECORD	PCT. RANK	GAMES	SCHEDULE	OF SCHEDULE	RPI	RPI	RPI	RPI
DIV. I ONLY	10- 12	196	1- 0	185	199	201	201	14	14	
DIV. I NON-CONF.	5- 6	177	0- 0	258	268	236	236	13	13	
TOTALS	RPI 1-25	RPI 26-50	W-L RECORDS	RPI 51-100	RPI 101-150	RPI 150+				
10- 12	0- 0	0- 2	OVERALL	1- 3	0- 1	9- 6				
7- 5	0- 0	0- 1	HOME	1- 2	0- 1	6- 1				
3- 7	0- 0	0- 1	AWAY	0- 1	0- 0	3- 5				
0- 0	0- 0	0- 0	NEUTRAL	0- 0	0- 0	0- 0				
5- 6	0- 0	0- 1	NON-CONFERENCE	0- 1	0- 0	5- 4				
3- 3	0- 0	0- 1	HOME	0- 1	0- 0	3- 1				
2- 3	0- 0	0- 0	AWAY	0- 0	0- 0	2- 3				
0- 0	0- 0	0- 0	NEUTRAL	0- 0	0- 0	0- 0				
5- 6	0- 0	0- 1	CONFERENCE	1- 2	0- 1	4- 2				
4- 2	0- 0	0- 0	HOME	1- 1	0- 1	3- 0				
1- 4	0- 0	0- 1	AWAY	0- 1	0- 0	1- 2				
0- 0	0- 0	0- 0	NEUTRAL	0- 0	0- 0	0- 0				

RPI S	Opponent	Score	RPI S	Opponent	Score	RPI S	Opponent	Score	RPI S	Opponent	Score	Team's RPI: 201
37	H TCU	64 81	52	A New Mexico	62 70	111	H Fresno St.	81 87				
47	A Wyoming	45 87	52	H New Mexico	61 59	156	A CSUN	74 77				
			54	H Boise St.	66 69	164	A UC Irvine	78 70				
			79	H Arizona	60 69	183	A Santa Clara	43 60				
						199	A UNLV	57 71				
						213	A Utah St.	56 54				
						241	H Hawaii	58 57				
						246	A Cal St. Fullerton	83 72				
						255	A San Diego	71 72				
						257	H Colorado St.	54 45				
						262	H California Baptist	83 67				
						263	A Air Force	66 75				
						263	H Air Force	70 61				
						296	H UC Santa Barbara	58 63				
						315	H Incarnate Word	81 38				
						317	H San Jose St.	69 68				
LAST 12 Division I GAMES:												
257	H Colorado St.	54 45	111	H Fresno St.	81 87							
213	A Utah St.	56 54	52	A New Mexico	62 70							
52	H New Mexico	61 59	263	H Air Force	70 61							
317	H San Jose St.	69 68	47	A Wyoming	45 87							
263	A Air Force	66 75	54	H Boise St.	66 69							
199	A UNLV	57 71	296	H UC Santa Barbara	58 63							

Non-Div I Games:

San Diego St.

San Francisco

Through Games Of Feb. 13, 2019

Average RPI Win:	270	WON-LOST	WINNING	LAST 10	STRENGTH OF	OPP. STRENGTH	TEAM	ADJ.	CONF.	ADJ CONF.
Average RPI Loss:	99	RECORD	PCT. RANK	GAMES	SCHEDULE	OF SCHEDULE	RPI	RPI	RPI	RPI
DIV. I ONLY	6- 17	296	0- 1	128	100	242	242	8	8	
DIV. I NON-CONF.	4- 7	228	0- 0	226	136	242	242	7	7	
TOTALS	RPI 1-25	RPI 26-50	W-L RECORDS	RPI 51-100	RPI 101-150	RPI 150+				
6- 17	0- 2	0- 2	OVERALL	0- 7	0- 3	6- 3				
2- 9	0- 0	0- 2	HOME	0- 5	0- 1	2- 1				
2- 7	0- 2	0- 0	AWAY	0- 2	0- 2	2- 1				
2- 1	0- 0	0- 0	NEUTRAL	0- 0	0- 0	2- 1				
4- 7	0- 1	0- 0	NON-CONFERENCE	0- 4	0- 1	4- 1				
1- 3	0- 0	0- 0	HOME	0- 3	0- 0	1- 0				
1- 3	0- 1	0- 0	AWAY	0- 1	0- 1	1- 0				
2- 1	0- 0	0- 0	NEUTRAL	0- 0	0- 0	2- 1				
2- 10	0- 1	0- 2	CONFERENCE	0- 3	0- 2	2- 2				
1- 6	0- 0	0- 2	HOME	0- 2	0- 1	1- 1				
1- 4	0- 1	0- 0	AWAY	0- 1	0- 1	1- 1				
0- 0	0- 0	0- 0	NEUTRAL	0- 0	0- 0	0- 0				

RPI 1-25				RPI 26-50				RPI 51-100				RPI 101+ Team's RPI: 242			
RPI	S	Opponent	Score	RPI	S	Opponent	Score	RPI	S	Opponent	Score	RPI	S	Opponent	Score
5	A	Stanford	62 96	38	H	BYU	59 67	84	H	Pacific	75 85	122	A	Washington St.	61 91
13	A	Gonzaga	51 78	45	H	Saint Mary's (CA)	65 80	88	A	Idaho	63 70	124	A	Pepperdine	50 69
								89	H	UT Arlington	73 80	124	H	Pepperdine	66 72
								91	H	UC Davis	68 70	161	A	Portland	73 78
								99	A	Loyola Marymount	58 66	183	A	Santa Clara	57 49
								99	H	Loyola Marymount	66 73	183	H	Santa Clara	66 71
								100	H	Northern Colo.	63 68	226	N	North Dakota	97 100
												233	A	Sacramento St.	86 75
												255	H	San Diego	68 57
												312	N	Cal Poly	65 62
												317	H	San Jose St.	85 63
												322	N	North Dakota St.	75 42
LAST 12 Division I GAMES:															
99	H	Loyola Marymount	66 73	45	H	Saint Mary's (CA)	65 80	124	A	Pepperdine	50 69	99	A	Loyola Marymount	58 66
124	H	Pepperdine	66 72	124	A	Pepperdine	50 69	183	A	Santa Clara	57 49	183	H	Santa Clara	66 71
183	A	Santa Clara	57 49	38	H	BYU	59 67	161	A	Portland	73 78	38	H	BYU	59 67
161	A	Portland	73 78	84	H	Pacific	75 85	255	H	San Diego	68 57	84	H	Pacific	75 85
13	A	Gonzaga	51 78												
84	H	Pacific	75 85												

Non-Div I Games:

San Francisco

■ Loss,
 ■ Non-Conf,
 ■ S Site,
 ■ H Home
 ■ A Away
 N Neutral

Average RPI Win:	244	WON-LOST	WINNING	LAST 10	STRENGTH OF	OPP. STRENGTH	TEAM	ADJ.	CONF.	ADJ CONF.
Average RPI Loss:	152	RECORD	PCT. RANK	GAMES	SCHEDULE	OF SCHEDULE	RPI	RPI	RPI	RPI
DIV. I ONLY	2- 19	340	0- 1	145	168	317	317	14	14	
DIV. I NON-CONF.	1- 9	326	0- 0	220	188	334	334	13	13	
TOTALS	RPI 1-25	RPI 26-50	W-L RECORDS	RPI 51-100	RPI 101-150	RPI 150+				
2- 19	0- 0	0- 1	OVERALL	0- 5	0- 3	2- 10				
2- 8	0- 0	0- 1	HOME	0- 3	0- 0	2- 4				
0- 11	0- 0	0- 0	AWAY	0- 2	0- 3	0- 6				
0- 0	0- 0	0- 0	NEUTRAL	0- 0	0- 0	0- 0				
1- 9	0- 0	0- 0	NON-CONFERENCE	0- 2	0- 2	1- 5				
1- 3	0- 0	0- 0	HOME	0- 1	0- 0	1- 2				
0- 6	0- 0	0- 0	AWAY	0- 1	0- 2	0- 3				
0- 0	0- 0	0- 0	NEUTRAL	0- 0	0- 0	0- 0				
1- 10	0- 0	0- 1	CONFERENCE	0- 3	0- 1	1- 5				
1- 5	0- 0	0- 1	HOME	0- 2	0- 0	1- 2				
0- 5	0- 0	0- 0	AWAY	0- 1	0- 1	0- 3				
0- 0	0- 0	0- 0	NEUTRAL	0- 0	0- 0	0- 0				

RPI S	Opponent	Score	RPI S	Opponent	Score	RPI S	Opponent	Score	RPI S	Opponent	Score	Team's RPI: 317
47	H Wyoming	56 70	52	H New Mexico	60 79	111	A Fresno St.	48 77				
			54	A Boise St.	68 99	139	A Portland St.	51 80				
			54	H Boise St.	69 83	140	A Colorado	64 76				
			84	H Pacific	67 91	156	A CSUN	40 76				
			98	A Nebraska	63 96	164	H UC Irvine	66 74				
						183	H Santa Clara	56 62				
						199	H UNLV	43 53				
						201	A San Diego St.	68 69				
						213	A Utah St.	49 82				
						213	H Utah St.	68 59				
						236	H Nevada	49 52				
						242	A San Francisco	63 85				
						255	A San Diego	79 83				
						263	A Air Force	77 88				
						275	H CSU Bakersfield	82 72				
LAST 12 Division I GAMES:												
52	H New Mexico	60 79	199	H UNLV	43 53							
54	H Boise St.	69 83	213	A Utah St.	49 82							
201	A San Diego St.	68 69	54	A Boise St.	68 99							
213	H Utah St.	68 59	236	H Nevada	49 52							
263	A Air Force	77 88	111	A Fresno St.	48 77							
47	H Wyoming	56 70	255	A San Diego	79 83							

Non-Div I Games: San Fran. St. 66 73

San Jose St.

Santa Clara

Through Games Of Feb. 13, 2019

Average RPI Win:	211	WON-LOST	WINNING	LAST 10	STRENGTH OF	OPP. STRENGTH	TEAM	ADJ.	CONF.	ADJ CONF.
Average RPI Loss:	105	RECORD	PCT. RANK	GAMES	SCHEDULE	OF SCHEDULE	RPI	RPI	RPI	RPI
DIV. I ONLY	9- 13	228	0- 1	129	107	183	183	8	8	
DIV. I NON-CONF.	6- 4	125	0- 0	191	189	140	140	7	7	
TOTALS	RPI 1-25	RPI 26-50	W-L RECORDS	RPI 51-100	RPI 101-150	RPI 150+				
9- 13	0- 1	0- 4	OVERALL	2- 2	0- 3	7- 3				
4- 8	0- 0	0- 2	HOME	1- 2	0- 1	3- 3				
5- 5	0- 1	0- 2	AWAY	1- 0	0- 2	4- 0				
0- 0	0- 0	0- 0	NEUTRAL	0- 0	0- 0	0- 0				
6- 4	0- 0	0- 2	NON-CONFERENCE	1- 0	0- 1	5- 1				
4- 1	0- 0	0- 0	HOME	1- 0	0- 0	3- 1				
2- 3	0- 0	0- 2	AWAY	0- 0	0- 1	2- 0				
0- 0	0- 0	0- 0	NEUTRAL	0- 0	0- 0	0- 0				
3- 9	0- 1	0- 2	CONFERENCE	1- 2	0- 2	2- 2				
0- 7	0- 0	0- 2	HOME	0- 2	0- 1	0- 2				
3- 2	0- 1	0- 0	AWAY	1- 0	0- 1	2- 0				
0- 0	0- 0	0- 0	NEUTRAL	0- 0	0- 0	0- 0				

RPI S Opponent	Score	RPI S Opponent	Score	RPI S Opponent	Score	RPI S Opponent	Score	Team's RPI: 183
13 A Gonzaga	61 78	29 A Oregon St.	31 82	63 H Missouri St.	77 73	111 A Fresno St.	53 80	
		38 H BYU	44 54	84 H Pacific	70 74	124 A Pepperdine	48 74	
		45 H Saint Mary's (CA)	59 83	99 A Loyola Marymount	83 75	124 H Pepperdine	74 76	
		50 A Southern California	46 77	99 H Loyola Marymount	60 69	156 H CSUN	38 53	
						161 A Portland	72 66	
						201 H San Diego St.	60 43	
						236 H Nevada	56 48	
						242 A San Francisco	71 66	
						242 H San Francisco	49 57	
						246 A Cal St. Fullerton	64 60	
						255 H San Diego	49 57	
						317 A San Jose St.	62 56	
						337 H Grand Canyon	75 55	
LAST 12 Division I GAMES:								
124 H Pepperdine	74 76	84 H Pacific	70 74					
99 H Loyola Marymount	60 69	99 A Loyola Marymount	83 75					
242 H San Francisco	49 57	124 A Pepperdine	48 74					
13 A Gonzaga	61 78	242 A San Francisco	71 66					
161 A Portland	72 66	255 H San Diego	49 57					
45 H Saint Mary's (CA)	59 83	38 H BYU	44 54					

Non-Div I Games: Sonoma St. 98 38

Santa Clara

Loss, Non-Conf, S Site, H Home A Away N Neutral

Average RPI Win:	325	WON-LOST	WINNING	LAST 10	STRENGTH OF	OPP. STRENGTH	TEAM	ADJ.	CONF.	ADJ CONF.
Average RPI Loss:	230	RECORD	PCT. RANK	GAMES	SCHEDULE	OF SCHEDULE	RPI	RPI	RPI	RPI
DIV. I ONLY	4- 13	309	1- 0	351	303	345	345	32	32	
DIV. I NON-CONF.	0- 7	336	0- 0	264	130	343	343	32	32	
TOTALS	RPI 1-25	RPI 26-50	W-L RECORDS	RPI 51-100	RPI 101-150	RPI 150+				
4- 13	0- 0	0- 2	OVERALL	0- 0	0- 0	4- 11				
2- 6	0- 0	0- 0	HOME	0- 0	0- 0	2- 6				
2- 7	0- 0	0- 2	AWAY	0- 0	0- 0	2- 5				
0- 0	0- 0	0- 0	NEUTRAL	0- 0	0- 0	0- 0				
0- 7	0- 0	0- 2	NON-CONFERENCE	0- 0	0- 0	0- 5				
0- 3	0- 0	0- 0	HOME	0- 0	0- 0	0- 3				
0- 4	0- 0	0- 2	AWAY	0- 0	0- 0	0- 2				
0- 0	0- 0	0- 0	NEUTRAL	0- 0	0- 0	0- 0				
4- 6	0- 0	0- 0	CONFERENCE	0- 0	0- 0	4- 6				
2- 3	0- 0	0- 0	HOME	0- 0	0- 0	2- 3				
2- 3	0- 0	0- 0	AWAY	0- 0	0- 0	2- 3				
0- 0	0- 0	0- 0	NEUTRAL	0- 0	0- 0	0- 0				

RPI S	Opponent	Score	RPI S	Opponent	Score	RPI S	Opponent	Score	RPI S	Opponent	Score	Team's RPI: 345
28	A South Dakota St.	49 97	34	A DePaul	61 124				177	A UMES	46 78	
									195	A Ole Miss	51 74	
									212	H Texas Southern	41 65	
									245	H Jacksonville	58 68	
									248	A Wichita St.	50 66	
									269	H Norfolk St.	42 78	
									290	H Ga. Southern	71 82	
									295	A Morgan St.	47 63	
									295	H Morgan St.	53 35	
									305	H South Carolina St.	60 71	
									328	A Coppin St.	76 70	
									328	H Coppin St.	68 57	
									341	H N.C. Central	67 71	
									346	A Delaware St.	58 66	
									349	A Florida A&M	54 50	
LAST 12 Division I GAMES:												
295	H Morgan St.	53 35	269	H Norfolk St.	42 78							
328	H Coppin St.	68 57	349	A Florida A&M	54 50							
177	A UMES	46 78	295	A Morgan St.	47 63							
346	A Delaware St.	58 66	328	A Coppin St.	76 70							
341	H N.C. Central	67 71	248	A Wichita St.	50 66							
305	H South Carolina St.	60 71	28	A South Dakota St.	49 97							

Non-Div I Games: Carver 101 49 Wesleyan (GA) 155 26

Savannah St.

Average RPI Win:	348	WON-LOST	WINNING	LAST 10	STRENGTH OF	OPP. STRENGTH	TEAM	ADJ.	CONF.	ADJ CONF.
Average RPI Loss:	201	RECORD	PCT. RANK	GAMES	SCHEDULE	OF SCHEDULE	RPI	RPI	RPI	RPI
DIV. I ONLY	1- 21	348	0- 1	220	320	342	342	30	30	
DIV. I NON-CONF.	0- 13	336	0- 0	131	266	326	326	30	30	
TOTALS	RPI 1-25	RPI 26-50	W-L RECORDS	RPI 51-100	RPI 101-150	RPI 150+				
1- 21	0- 0	0- 1	OVERALL	0- 3	0- 3	1- 14				
1- 9	0- 0	0- 0	HOME	0- 0	0- 2	1- 7				
0- 11	0- 0	0- 1	AWAY	0- 2	0- 1	0- 7				
0- 1	0- 0	0- 0	NEUTRAL	0- 1	0- 0	0- 0				
0- 13	0- 0	0- 1	NON-CONFERENCE	0- 3	0- 3	0- 6				
0- 5	0- 0	0- 0	HOME	0- 0	0- 2	0- 3				
0- 7	0- 0	0- 1	AWAY	0- 2	0- 1	0- 3				
0- 1	0- 0	0- 0	NEUTRAL	0- 1	0- 0	0- 0				
1- 8	0- 0	0- 0	CONFERENCE	0- 0	0- 0	1- 8				
1- 4	0- 0	0- 0	HOME	0- 0	0- 0	1- 4				
0- 4	0- 0	0- 0	AWAY	0- 0	0- 0	0- 4				
0- 0	0- 0	0- 0	NEUTRAL	0- 0	0- 0	0- 0				

RPI	S	Opponent	Score	RPI	S	Opponent	Score	RPI	S	Opponent	Score	RPI	S	Opponent	Score	Team's RPI: 342
49	A	Utah	62 89	79	N	Arizona	54 84	124	H	Pepperdine	64 78	139	A	Portland St.	43 68	
				84	A	Pacific	61 75	144	H	Washington	58 69	164	A	UC Irvine	60 65	
				91	A	UC Davis	59 76	168	A	New Mexico St.	55 75	223	A	UTRGV	56 69	
								235	H	Northern Ariz.	58 65	236	A	Nevada	54 67	
								239	H	UMKC	62 86	241	A	Hawaii	51 67	
								246	H	Cal St. Fullerton	54 57	262	A	California Baptist	83 100	
								275	H	CSU Bakersfield	60 70	283	A	Utah Valley	56 63	
								283	H	Utah Valley	55 58	312	H	Cal Poly	50 60	
								337	H	Grand Canyon	73 74	348	H	Chicago St.	90 54	
LAST 12 Division I GAMES:																
283	A	Utah Valley	56 63	283	H	Utah Valley	55 58									
262	A	California Baptist	83 100	337	H	Grand Canyon	73 74									
239	H	UMKC	62 86	275	H	CSU Bakersfield	60 70									
348	H	Chicago St.	90 54	164	A	UC Irvine	60 65									
223	A	UTRGV	56 69	236	A	Nevada	54 67									
168	A	New Mexico St.	55 75	312	H	Cal Poly	50 60									

Non-Div I Games:

Seattle U

■ Loss,
 ■ Non-Conf,
 ■ S Site,
 ■ H Home
 ■ A Away
 N Neutral

Average RPI Win:	196	WON-LOST	WINNING	LAST 10	STRENGTH OF	OPP. STRENGTH	TEAM	ADJ.	CONF.	ADJ CONF.
Average RPI Loss:	76	RECORD	PCT. RANK	GAMES	SCHEDULE	OF SCHEDULE	RPI	RPI	RPI	RPI
DIV. I ONLY	14- 10	127	0- 1	120	83	119	119	6	6	
DIV. I NON-CONF.	8- 3	72	0- 0	278	218	133	133	5	5	
TOTALS	RPI 1-25	RPI 26-50	W-L RECORDS	RPI 51-100	RPI 101-150	RPI 150+				
14- 10	0- 2	2- 4	OVERALL	2- 0	3- 2	7- 2				
11- 2	0- 0	1- 1	HOME	1- 0	3- 0	6- 1				
2- 7	0- 2	1- 2	AWAY	1- 0	0- 2	0- 1				
1- 1	0- 0	0- 1	NEUTRAL	0- 0	0- 0	1- 0				
8- 3	0- 1	0- 2	NON-CONFERENCE	1- 0	0- 0	7- 0				
6- 0	0- 0	0- 0	HOME	0- 0	0- 0	6- 0				
1- 2	0- 1	0- 1	AWAY	1- 0	0- 0	0- 0				
1- 1	0- 0	0- 1	NEUTRAL	0- 0	0- 0	1- 0				
6- 7	0- 1	2- 2	CONFERENCE	1- 0	3- 2	0- 2				
5- 2	0- 0	1- 1	HOME	1- 0	3- 0	0- 1				
1- 5	0- 1	1- 1	AWAY	0- 0	0- 2	0- 1				
0- 0	0- 0	0- 0	NEUTRAL	0- 0	0- 0	0- 0				

RPI 1-25				RPI 26-50				RPI 51-100				RPI 101+ Team's RPI: 119			
RPI	S	Opponent	Score	RPI	S	Opponent	Score	RPI	S	Opponent	Score	RPI	S	Opponent	Score
6	A	UConn	61 99	34	A	DePaul	84 73	92	H	Georgetown	76 63	109	H	St. John's (NY)	77 67
8	A	Marquette	60 96	39	A	UCLA	62 78	95	A	Princeton	70 66	115	A	Creighton	71 80
				43	H	Villanova	66 70					115	H	Creighton	82 75
				44	N	Georgia Tech	73 84					118	A	Providence	75 82
				46	A	Butler	59 62					118	H	Providence	79 73
				46	H	Butler	83 62					170	A	Xavier	62 63
												170	H	Xavier	76 80
												259	H	St. Francis Brooklyn	100 77
												297	H	UTSA	84 53
												306	H	Kennesaw St.	102 80
												308	H	Wagner	95 40
												313	N	UNC Greensboro	71 64
												323	H	UMass Lowell	90 57
												329	H	Saint Peter's	90 47
LAST 12 Division I GAMES:															
115	A	Creighton	71 80	34	A	DePaul	84 73								
118	A	Providence	75 82	8	A	Marquette	60 96								
46	H	Butler	83 62	118	H	Providence	79 73								
170	H	Xavier	76 80	115	H	Creighton	82 75								
92	H	Georgetown	76 63	170	A	Xavier	62 63								
43	H	Villanova	66 70	46	A	Butler	59 62								

Non-Div I Games:

Seton Hall

■ Loss,
■ Non-Conf,
■ S Site,
■ H Home
■ A Away
N Neutral

Average RPI Win: 283	WON-LOST	WINNING	LAST 10	STRENGTH OF	OPP. STRENGTH	TEAM	ADJ.	CONF.	ADJ CONF.
Average RPI Loss: 185	RECORD	PCT. RANK	GAMES	SCHEDULE	OF SCHEDULE	RPI	RPI	RPI	RPI
DIV. I ONLY	10- 14	223	1- 0	300	288	277	277	26	26
DIV. I NON-CONF.	4- 7	228	1- 0	211	289	272	272	28	28
TOTALS	RPI 1-25	RPI 26-50	W-L RECORDS	RPI 51-100	RPI 101-150	RPI 150+			
10- 14	0- 0	0- 0	OVERALL	0- 4	0- 2	10- 8			
5- 7	0- 0	0- 0	HOME	0- 2	0- 1	5- 4			
4- 6	0- 0	0- 0	AWAY	0- 1	0- 1	4- 4			
1- 1	0- 0	0- 0	NEUTRAL	0- 1	0- 0	1- 0			
4- 7	0- 0	0- 0	NON-CONFERENCE	0- 3	0- 0	4- 4			
2- 4	0- 0	0- 0	HOME	0- 2	0- 0	2- 2			
1- 2	0- 0	0- 0	AWAY	0- 0	0- 0	1- 2			
1- 1	0- 0	0- 0	NEUTRAL	0- 1	0- 0	1- 0			
6- 7	0- 0	0- 0	CONFERENCE	0- 1	0- 2	6- 4			
3- 3	0- 0	0- 0	HOME	0- 0	0- 1	3- 2			
3- 4	0- 0	0- 0	AWAY	0- 1	0- 1	3- 2			
0- 0	0- 0	0- 0	NEUTRAL	0- 0	0- 0	0- 0			

RPI S	Opponent	Score	RPI S	Opponent	Score	RPI S	Opponent	Score	RPI S	Opponent	Score	Team's RPI: 277
						64	A Quinnipiac	31 68	145	A Marist	59 88	
						69	H Penn	51 58	145	H Marist	58 73	
						78	N Drexel	39 51	178	H Rider	52 55	
						86	H Harvard	54 73	202	H Massachusetts	64 59	
									216	A Monmouth	77 68	
									216	H Monmouth	54 56	
									224	A Sacred Heart	50 72	
									227	A Howard	86 81	
									230	A St. Bonaventure	58 74	
									252	H Hofstra	50 57	
									254	H Colgate	55 53	
									294	H Fla. Atlantic	66 70	
									301	A Fairfield	55 59	
									302	A Manhattan	48 52	
									302	H Manhattan	62 56	
									308	N Wagner	74 71	
									329	A Saint Peter's	84 57	
									329	H Saint Peter's	50 46	
									331	A Iona	66 45	
									331	H Iona	59 47	
LAST 12 Division I GAMES:												
			308	N Wagner	74 71		329	H Saint Peter's	50 46			
			216	H Monmouth	54 56		64	A Quinnipiac	31 68			
			331	A Iona	66 45		216	A Monmouth	77 68			
			302	A Manhattan	48 52		145	A Marist	59 88			
			145	H Marist	58 73		178	H Rider	52 55			
			301	A Fairfield	55 59		302	H Manhattan	62 56			

Non-Div I Games:

Siena

■ Loss,
 ■ Non-Conf,
 ■ S Site,
 ■ H Home
 ■ A Away
 N Neutral

South Alabama

Through Games Of Feb. 13, 2019

Average RPI Win:	222	WON-LOST	WINNING	LAST 10	STRENGTH OF	OPP. STRENGTH	TEAM	ADJ.	CONF.	ADJ CONF.
Average RPI Loss:	123	RECORD	PCT. RANK	GAMES	SCHEDULE	OF SCHEDULE	RPI	RPI	RPI	RPI
DIV. I ONLY	15- 5	43	1- 0	266	137	110	110	12	12	
DIV. I NON-CONF.	9- 0	1	1- 0	306	211	62	62	14	14	
TOTALS	RPI 1-25	RPI 26-50	W-L RECORDS	RPI 51-100	RPI 101-150	RPI 150+				
15- 5	0- 0	0- 0	OVERALL	1- 2	1- 1	13- 2				
6- 2	0- 0	0- 0	HOME	1- 1	0- 0	5- 1				
8- 3	0- 0	0- 0	AWAY	0- 1	1- 1	7- 1				
1- 0	0- 0	0- 0	NEUTRAL	0- 0	0- 0	1- 0				
9- 0	0- 0	0- 0	NON-CONFERENCE	0- 0	1- 0	8- 0				
3- 0	0- 0	0- 0	HOME	0- 0	0- 0	3- 0				
5- 0	0- 0	0- 0	AWAY	0- 0	1- 0	4- 0				
1- 0	0- 0	0- 0	NEUTRAL	0- 0	0- 0	1- 0				
6- 5	0- 0	0- 0	CONFERENCE	1- 2	0- 1	5- 2				
3- 2	0- 0	0- 0	HOME	1- 1	0- 0	2- 1				
3- 3	0- 0	0- 0	AWAY	0- 1	0- 1	3- 1				
0- 0	0- 0	0- 0	NEUTRAL	0- 0	0- 0	0- 0				

RPI S	Opponent	Score	RPI S	Opponent	Score	RPI S	Opponent	Score	RPI S	Opponent	Score
						62	A Little Rock	44 47	133	A Alabama	72 67
						62	H Little Rock	42 65	143	A Appalachian St.	63 71
						80	H Troy	80 77	154	A Georgia St.	68 59
									168	N New Mexico St.	68 67
									173	A Arkansas St.	58 69
									173	H Arkansas St.	64 77
									185	A Southern U.	53 49
									187	A Coastal Caro.	88 78
									192	H Southern Miss.	77 68
									244	H ETSU	81 74
									250	H Alabama St.	77 65
									251	H Louisiana	83 60
									281	A Central Ark.	58 50
									289	A Tennessee St.	78 56
									290	A Ga. Southern	69 53
									298	H La.-Monroe	77 49
									325	A FIU	84 77
LAST 12 Division I GAMES:											
325	A	FIU	84	77	290	A	Ga. Southern	69	53		
62	A	Little Rock	44	47	154	A	Georgia St.	68	59		
173	A	Arkansas St.	58	69	62	H	Little Rock	42	65		
80	H	Troy	80	77	173	H	Arkansas St.	64	77		
298	H	La.-Monroe	77	49	187	A	Coastal Caro.	88	78		
251	H	Louisiana	83	60	143	A	Appalachian St.	63	71		

Non-Div I Games: Faulkner 97 40 Spring Hill 75 57

South Alabama

Loss, Non-Conf, S Site, H Home A Away N Neutral

South Carolina

Through Games Of Feb. 13, 2019

Average RPI Win:	129	WON-LOST	WINNING	LAST 10	STRENGTH OF	OPP. STRENGTH	TEAM	ADJ.	CONF.	ADJ CONF.
Average RPI Loss:	14	RECORD	PCT. RANK	GAMES	SCHEDULE	OF SCHEDULE	RPI	RPI	RPI	RPI
DIV. I ONLY	17- 6	51	0- 1	11	22	14	14	5	5	
DIV. I NON-CONF.	8- 5	119	0- 1	16	22	36	36	4	4	
TOTALS	RPI 1-25	RPI 26-50	W-L RECORDS	RPI 51-100	RPI 101-150	RPI 150+				
17- 6	2- 5	1- 1	OVERALL	4- 0	3- 0	7- 0				
10- 2	0- 2	1- 0	HOME	1- 0	3- 0	5- 0				
6- 2	2- 2	0- 0	AWAY	3- 0	0- 0	1- 0				
1- 2	0- 1	0- 1	NEUTRAL	0- 0	0- 0	1- 0				
8- 5	0- 4	0- 1	NON-CONFERENCE	2- 0	2- 0	4- 0				
5- 2	0- 2	0- 0	HOME	1- 0	2- 0	2- 0				
2- 1	0- 1	0- 0	AWAY	1- 0	0- 0	1- 0				
1- 2	0- 1	0- 1	NEUTRAL	0- 0	0- 0	1- 0				
9- 1	2- 1	1- 0	CONFERENCE	2- 0	1- 0	3- 0				
5- 0	0- 0	1- 0	HOME	0- 0	1- 0	3- 0				
4- 1	2- 1	0- 0	AWAY	2- 0	0- 0	0- 0				
0- 0	0- 0	0- 0	NEUTRAL	0- 0	0- 0	0- 0				

RPI	S	Opponent	Score	RPI	S	Opponent	Score	RPI	S	Opponent	Score	RPI	S	Opponent	Score
2	H	Baylor	69 94	29	N	Oregon St.	68 70	53	A	Purdue	82 73	114	H	Dayton	65 55
6	A	UConn	79 97	32	H	Missouri	79 65	56	A	LSU	76 53	133	H	Alabama	62 59
7	A	Mississippi St.	74 89					58	H	Clemson	69 57	143	H	Appalachian St.	80 50
17	H	Maryland	61 85					85	A	Arkansas	87 79	169	H	Temple	88 60
21	A	Texas A&M	60 57									176	H	Vanderbilt	80 69
22	N	Drake	85 90									195	H	Ole Miss	76 42
25	A	Kentucky	74 70									211	H	Florida	71 40
												221	H	Furman	66 53
												244	N	ETSU	101 55
												250	A	Alabama St.	94 38
LAST 12 Division I GAMES:															
22	N	Drake	85 90	176	H	Vanderbilt	80 69								
29	N	Oregon St.	68 70	32	H	Missouri	79 65								
6	A	UConn	79 97	7	A	Mississippi St.	74 89								
195	H	Ole Miss	76 42	56	A	LSU	76 53								
85	A	Arkansas	87 79	211	H	Florida	71 40								
25	A	Kentucky	74 70	133	H	Alabama	62 59								

Non-Div I Games:

South Carolina

Loss, Non-Conf, S Site, H Home A Away N Neutral

Average RPI Win:	311	WON-LOST	WINNING	LAST 10	STRENGTH OF	OPP. STRENGTH	TEAM	ADJ.	CONF.	ADJ CONF.
Average RPI Loss:	208	RECORD	PCT. RANK	GAMES	SCHEDULE	OF SCHEDULE	RPI	RPI	RPI	RPI
DIV. I ONLY	10- 12	196	1- 0	349	318	305	305	32	32	
DIV. I NON-CONF.	5- 7	206	1- 0	332	277	293	293	32	32	
TOTALS	RPI 1-25	RPI 26-50	W-L RECORDS	RPI 51-100	RPI 101-150	RPI 150+				
10- 12	0- 0	0- 0	OVERALL	0- 2	0- 1	10- 9				
5- 4	0- 0	0- 0	HOME	0- 0	0- 0	5- 4				
5- 6	0- 0	0- 0	AWAY	0- 2	0- 0	5- 4				
0- 2	0- 0	0- 0	NEUTRAL	0- 0	0- 1	0- 1				
5- 7	0- 0	0- 0	NON-CONFERENCE	0- 2	0- 1	5- 4				
3- 1	0- 0	0- 0	HOME	0- 0	0- 0	3- 1				
2- 4	0- 0	0- 0	AWAY	0- 2	0- 0	2- 2				
0- 2	0- 0	0- 0	NEUTRAL	0- 0	0- 1	0- 1				
5- 5	0- 0	0- 0	CONFERENCE	0- 0	0- 0	5- 5				
2- 3	0- 0	0- 0	HOME	0- 0	0- 0	2- 3				
3- 2	0- 0	0- 0	AWAY	0- 0	0- 0	3- 2				
0- 0	0- 0	0- 0	NEUTRAL	0- 0	0- 0	0- 0				

RPI S	Opponent	Score	RPI S	Opponent	Score	RPI S	Opponent	Score	RPI S	Opponent	Score	Team's RPI: 305
						79	A Arizona	32 73	117	N Wake Forest	44 58	
						93	A Radford	31 61	177	A UMES	43 63	
									187	A Coastal Caro.	44 57	
									199	H UNLV	58 49	
									204	N East Carolina	63 71	
									218	H N.C. A&T	44 58	
									227	H Howard	72 63	
									269	H Norfolk St.	50 57	
									273	H Winthrop	50 58	
									292	A Col. of Charleston	51 75	
									295	A Morgan St.	51 62	
									295	H Morgan St.	61 63	
									319	H Charleston So.	67 58	
									328	A Coppin St.	75 59	
									328	H Coppin St.	60 55	
									334	A Presbyterian	57 48	
									338	A Western Caro.	54 39	
									343	H USC Upstate	71 66	
									345	A Savannah St.	71 60	
									346	A Delaware St.	63 60	
LAST 12 Division I GAMES:												
199	H UNLV	58 49	269	H Norfolk St.	50 57							
328	H Coppin St.	60 55	227	H Howard	72 63							
295	H Morgan St.	61 63	328	A Coppin St.	75 59							
346	A Delaware St.	63 60	295	A Morgan St.	51 62							
177	A UMES	43 63	218	H N.C. A&T	44 58							
345	A Savannah St.	71 60	338	A Western Caro.	54 39							

Non-Div I Games: Voorhees 88 61 UNKNOWN 67 51

South Carolina St.

Loss, Non-Conf, S Site, H Home A Away N Neutral

Average RPI Win:	189	WON-LOST	WINNING	LAST 10	STRENGTH OF	OPP. STRENGTH	TEAM	ADJ.	CONF.	ADJ CONF.
Average RPI Loss:	79	RECORD	PCT. RANK	GAMES	SCHEDULE	OF SCHEDULE	RPI	RPI	RPI	RPI
DIV. I ONLY	20- 3	11	1- 0	181	122	40	40	19	19	
DIV. I NON-CONF.	10- 2	37	0- 0	45	20	14	14	19	19	
TOTALS	RPI 1-25	RPI 26-50	W-L RECORDS	RPI 51-100	RPI 101-150	RPI 150+				
20- 3	1- 1	2- 1	OVERALL	3- 0	1- 0	13- 1				
8- 0	1- 0	1- 0	HOME	1- 0	0- 0	5- 0				
9- 2	0- 1	1- 0	AWAY	1- 0	1- 0	6- 1				
3- 1	0- 0	0- 1	NEUTRAL	1- 0	0- 0	2- 0				
10- 2	1- 1	1- 1	NON-CONFERENCE	3- 0	1- 0	4- 0				
3- 0	1- 0	0- 0	HOME	1- 0	0- 0	1- 0				
4- 1	0- 1	1- 0	AWAY	1- 0	1- 0	1- 0				
3- 1	0- 0	0- 1	NEUTRAL	1- 0	0- 0	2- 0				
10- 1	0- 0	1- 0	CONFERENCE	0- 0	0- 0	9- 1				
5- 0	0- 0	1- 0	HOME	0- 0	0- 0	4- 0				
5- 1	0- 0	0- 0	AWAY	0- 0	0- 0	5- 1				
0- 0	0- 0	0- 0	NEUTRAL	0- 0	0- 0	0- 0				

RPI S	Opponent	Score	RPI S	Opponent	Score	Team's RPI: 40	RPI S	Opponent	Score	RPI S	Opponent	Score
11	H Iowa St.	64 59	28	H South Dakota St.	105 98		63	A Missouri St.	85 74	115	A Creighton	77 65
22	A Drake	64 76	32	A Missouri	74 61		67	H Green Bay	55 49	167	A Montana	64 41
			41	N Indiana	60 68		99	N Loyola Marymount	67 40	174	A Oral Roberts	76 72
										174	H Oral Roberts	75 64
										175	A Denver	99 104
										219	N Grambling	67 53
										220	H Western Ill.	92 49
										226	A North Dakota	80 50
										248	N Wichita St.	73 64
										314	A Omaha	80 49
										314	H Omaha	78 33
										315	H Incarnate Word	96 43
										322	A North Dakota St.	67 41
										333	A Purdue Fort Wayne	71 49
										333	H Purdue Fort Wayne	69 51
LAST 12 Division I GAMES:												
174	H Oral Roberts	75 64	174	A Oral Roberts	76 72							
314	H Omaha	78 33	333	H Purdue Fort Wayne	69 51							
333	A Purdue Fort Wayne	71 49	28	H South Dakota St.	105 98							
220	H Western Ill.	92 49	175	A Denver	99 104							
226	A North Dakota	80 50	322	A North Dakota St.	67 41							
314	A Omaha	80 49	41	N Indiana	60 68							

Non-Div I Games: St. Mary (NE) 112 52 Bellevue 79 40

South Dakota

Loss, Non-Conf, S Site, H Home A Away N Neutral

Average RPI Win:	188	WON-LOST	WINNING	LAST 10	STRENGTH OF	OPP. STRENGTH	TEAM	ADJ.	CONF.	ADJ CONF.
Average RPI Loss:	22	RECORD	PCT. RANK	GAMES	SCHEDULE	OF SCHEDULE	RPI	RPI	RPI	RPI
DIV. I ONLY	19- 6	42	1- 0	53	106	28	28	19	19	
DIV. I NON-CONF.	8- 5	119	0- 0	5	8	15	15	19	19	
TOTALS	RPI 1-25	RPI 26-50	W-L RECORDS	RPI 51-100	RPI 101-150	RPI 150+				
19- 6	1- 3	1- 3	OVERALL	2- 0	3- 0	12- 0				
10- 1	1- 1	0- 0	HOME	2- 0	1- 0	6- 0				
9- 3	0- 1	1- 2	AWAY	0- 0	2- 0	6- 0				
0- 2	0- 1	0- 1	NEUTRAL	0- 0	0- 0	0- 0				
8- 5	1- 3	1- 2	NON-CONFERENCE	2- 0	3- 0	1- 0				
5- 1	1- 1	0- 0	HOME	2- 0	1- 0	1- 0				
3- 2	0- 1	1- 1	AWAY	0- 0	2- 0	0- 0				
0- 2	0- 1	0- 1	NEUTRAL	0- 0	0- 0	0- 0				
11- 1	0- 0	0- 1	CONFERENCE	0- 0	0- 0	11- 0				
5- 0	0- 0	0- 0	HOME	0- 0	0- 0	5- 0				
6- 1	0- 0	0- 1	AWAY	0- 0	0- 0	6- 0				
0- 0	0- 0	0- 0	NEUTRAL	0- 0	0- 0	0- 0				

RPI 1-25				RPI 26-50				Team's RPI: 28				RPI 51-100				RPI 101+				
RPI	S	Opponent	Score	RPI	S	Opponent	Score	RPI	S	Opponent	Score	RPI	S	Opponent	Score	RPI	S	Opponent	Score	
2	N	Baylor	66 72	27	A	Central Mich.	80 71	67	H	Green Bay	77 47	115	H	Creighton	74 48					
4	H	Oregon	79 87	31	N	Buffalo	55 61	73	H	FGCU	80 62	137	A	Montana St.	88 67					
8	A	Marquette	52 91	40	A	South Dakota	98 105					141	A	Chattanooga	71 54					
22	H	Drake	80 71	47	A	Wyoming	70 77					174	A	Oral Roberts	74 65					
																174	H	Oral Roberts	68 55	
																175	A	Denver	83 67	
																175	H	Denver	76 59	
																220	A	Western Ill.	93 84	
																226	A	North Dakota	66 48	
																226	H	North Dakota	81 58	
																314	A	Omaha	82 38	
																314	H	Omaha	81 47	
																322	H	North Dakota St.	86 33	
																333	A	Purdue Fort Wayne	85 52	
																345	H	Savannah St.	97 49	

Average RPI Win:	185	WON-LOST	WINNING	LAST 10	STRENGTH OF	OPP. STRENGTH	TEAM	ADJ.	CONF.	ADJ CONF.
Average RPI Loss:	81	RECORD	PCT. RANK	GAMES	SCHEDULE	OF SCHEDULE	RPI	RPI	RPI	RPI
DIV. I ONLY	12- 12	163	0- 1	96	65	146	146	9	9	
DIV. I NON-CONF.	9- 5	104	0- 0	200	27	138	138	9	9	
TOTALS	RPI 1-25	RPI 26-50	W-L RECORDS	RPI 51-100	RPI 101-150	RPI 150+				
12- 12	0- 5	1- 0	OVERALL	0- 3	3- 2	8- 2				
8- 4	0- 1	0- 0	HOME	0- 1	1- 1	7- 1				
3- 4	0- 2	0- 0	AWAY	0- 1	2- 0	1- 1				
1- 4	0- 2	1- 0	NEUTRAL	0- 1	0- 1	0- 0				
9- 5	0- 2	1- 0	NON-CONFERENCE	0- 2	1- 1	7- 0				
7- 0	0- 0	0- 0	HOME	0- 0	0- 0	7- 0				
1- 1	0- 0	0- 0	AWAY	0- 1	1- 0	0- 0				
1- 4	0- 2	1- 0	NEUTRAL	0- 1	0- 1	0- 0				
3- 7	0- 3	0- 0	CONFERENCE	0- 1	2- 1	1- 2				
1- 4	0- 1	0- 0	HOME	0- 1	1- 1	0- 1				
2- 3	0- 2	0- 0	AWAY	0- 0	1- 0	1- 1				
0- 0	0- 0	0- 0	NEUTRAL	0- 0	0- 0	0- 0				

RPI	S	Opponent	Score	RPI	S	Opponent	Score	RPI	S	Opponent	Score	RPI	S	Opponent	Score	Team's RPI: 146
6	A	UConn	46 63	39	N	UCLA	60 56	56	A	LSU	49 78	101	H	Houston	52 54	
16	A	UCF	63 66					82	H	Cincinnati	56 57	107	A	Ohio St.	71 47	
16	H	UCF	49 62					94	N	Virginia	67 74	115	N	Creighton	76 83	
24	N	North Carolina	69 71									129	A	Tulane	50 45	
25	N	Kentucky	63 85									129	H	Tulane	73 46	
												158	H	Oklahoma	87 70	
												169	A	Temple	63 53	
												206	A	SMU	44 46	
												209	H	George Washington	63 30	
												219	H	Grambling	67 50	
												231	H	Albany (NY)	74 37	
												232	H	Memphis	40 47	
												238	H	Bethune-Cookman	88 39	
												266	H	Vermont	102 55	
												320	H	New Hampshire	79 36	
LAST 12 Division I GAMES:																
101	H	Houston	52 54	129	H	Tulane	73 46	6	A	UConn	46 63					
129	A	Tulane	50 45	16	H	UCF	49 62	169	A	Temple	63 53					
16	A	UCF	63 66	56	A	LSU	49 78	56	A	LSU	49 78					
82	H	Cincinnati	56 57	94	N	Virginia	67 74									
206	A	SMU	44 46													
232	H	Memphis	40 47													

Non-Div I Games:

South Fla.

Average RPI Win: 266	WON-LOST	WINNING	LAST 10	STRENGTH OF	OPP. STRENGTH	TEAM	ADJ.	CONF.	ADJ CONF.
Average RPI Loss: 164	RECORD	PCT. RANK	GAMES	SCHEDULE	OF SCHEDULE	RPI	RPI	RPI	RPI
DIV. I ONLY	9- 12	216	0- 1	211	289	222	222	22	22
DIV. I NON-CONF.	3- 6	241	0- 0	176	271	211	211	21	21
TOTALS	RPI 1-25	RPI 26-50	W-L RECORDS	RPI 51-100	RPI 101-150	RPI 150+			
9- 12	0- 1	0- 0	OVERALL	0- 1	1- 3	8- 7			
5- 4	0- 0	0- 0	HOME	0- 0	1- 1	4- 3			
4- 7	0- 1	0- 0	AWAY	0- 1	0- 1	4- 4			
0- 1	0- 0	0- 0	NEUTRAL	0- 0	0- 1	0- 0			
3- 6	0- 1	0- 0	NON-CONFERENCE	0- 0	0- 1	3- 4			
1- 1	0- 0	0- 0	HOME	0- 0	0- 0	1- 1			
2- 4	0- 1	0- 0	AWAY	0- 0	0- 0	2- 3			
0- 1	0- 0	0- 0	NEUTRAL	0- 0	0- 1	0- 0			
6- 6	0- 0	0- 0	CONFERENCE	0- 1	1- 2	5- 3			
4- 3	0- 0	0- 0	HOME	0- 0	1- 1	3- 2			
2- 3	0- 0	0- 0	AWAY	0- 1	0- 1	2- 1			
0- 0	0- 0	0- 0	NEUTRAL	0- 0	0- 0	0- 0			

RPI 1-25				RPI 26-50				RPI 51-100				RPI 101+ Team's RPI: 222			
RPI	S	Opponent	Score	RPI	S	Opponent	Score	RPI	S	Opponent	Score	RPI	S	Opponent	Score
7	A	Mississippi St.	53 88					68	A	Belmont	57 91	120	A	Morehead St.	54 82
												132	H	Tennessee Tech	62 53
												135	H	UT Martin	73 80
												138	N	North Ala.	67 80
												155	A	Bradley	79 85
												162	A	Southern Ill.	40 60
												172	H	Indiana St.	51 62
												203	H	Jacksonville St.	39 56
												220	H	Western Ill.	81 71
												232	A	Memphis	57 69
												256	A	SIUE	62 52
												256	H	SIUE	63 58
												272	H	Eastern Ill.	72 57
												282	H	Murray St.	59 64
												288	H	Austin Peay	64 54
												289	A	Tennessee St.	59 62
												311	A	NJIT	68 58
												327	A	Eastern Ky.	52 42
												335	A	Evansville	54 50
LAST 12 Division I GAMES:															
203	H	Jacksonville St.	39 56	327	A	Eastern Ky.	52 42								
132	H	Tennessee Tech	62 53	120	A	Morehead St.	54 82								
289	A	Tennessee St.	59 62	282	H	Murray St.	59 64								
68	A	Belmont	57 91	288	H	Austin Peay	64 54								
272	H	Eastern Ill.	72 57	135	H	UT Martin	73 80								
256	H	SIUE	63 58	256	A	SIUE	62 52								

Non-Div I Games: Ill.-Springfield 82 46 Harris-Stowe 80 65

Southeast Mo. St.

■ Loss,
 ■ Non-Conf,
 ■ S Site,
 ■ Home
 ■ A Away
 N Neutral

Average RPI Win:	273	WON-LOST	WINNING	LAST 10	STRENGTH OF	OPP. STRENGTH	TEAM	ADJ.	CONF.	ADJ CONF.
Average RPI Loss:	198	RECORD	PCT. RANK	GAMES	SCHEDULE	OF SCHEDULE	RPI	RPI	RPI	RPI
DIV. I ONLY	8- 13	239	0- 1	320	296	287	287	25	25	
DIV. I NON-CONF.	4- 5	190	0- 0	302	291	222	222	23	23	
TOTALS	RPI 1-25	RPI 26-50	W-L RECORDS	RPI 51-100	RPI 101-150	RPI 150+				
8- 13	0- 0	0- 0	OVERALL	0- 3	0- 1	8- 9				
5- 3	0- 0	0- 0	HOME	0- 1	0- 0	5- 2				
3- 10	0- 0	0- 0	AWAY	0- 2	0- 1	3- 7				
0- 0	0- 0	0- 0	NEUTRAL	0- 0	0- 0	0- 0				
4- 5	0- 0	0- 0	NON-CONFERENCE	0- 1	0- 1	4- 3				
1- 1	0- 0	0- 0	HOME	0- 0	0- 0	1- 1				
3- 4	0- 0	0- 0	AWAY	0- 1	0- 1	3- 2				
0- 0	0- 0	0- 0	NEUTRAL	0- 0	0- 0	0- 0				
4- 8	0- 0	0- 0	CONFERENCE	0- 2	0- 0	4- 6				
4- 2	0- 0	0- 0	HOME	0- 1	0- 0	4- 1				
0- 6	0- 0	0- 0	AWAY	0- 1	0- 0	0- 5				
0- 0	0- 0	0- 0	NEUTRAL	0- 0	0- 0	0- 0				

RPI 1-25				RPI 26-50				RPI 51-100				RPI 101+ Team's RPI: 287			
RPI	S	Opponent	Score	RPI	S	Opponent	Score	RPI	S	Opponent	Score	RPI	S	Opponent	Score
								56	A	LSU	52 72	133	A	Alabama	40 88
								60	H	SFA	51 62	152	A	Louisiana Tech	53 72
								66	A	Lamar University	54 94	159	H	Abilene Christian	74 71
												179	H	Nicholls St.	66 73
												180	A	Sam Houston St.	63 94
												192	H	Southern Miss.	52 59
												206	A	SMU	63 62
												267	H	A&M-Corpus Christi	56 45
												281	A	Central Ark.	33 75
												281	H	Central Ark.	62 53
												286	A	Jackson St.	50 45
												298	H	La.-Monroe	49 42
												304	A	Alabama A&M	48 51
												315	A	Incarnate Word	69 76
												326	A	McNeese	56 62
												330	A	Northwestern St.	47 58
												339	H	Houston Baptist	73 65
												350	A	Alcorn	77 59
LAST 12 Division I GAMES:															
315	A	Incarnate Word	69 76	339	H	Houston Baptist	73 65								
281	A	Central Ark.	33 75	326	A	McNeese	56 62								
267	H	A&M-Corpus Christi	56 45	66	A	Lamar University	54 94								
179	H	Nicholls St.	66 73	159	H	Abilene Christian	74 71								
180	A	Sam Houston St.	63 94	281	H	Central Ark.	62 53								
330	A	Northwestern St.	47 58	60	H	SFA	51 62								

Non-Div I Games: Mobile 70 57 Xavier (LA) 47 59

Southeastern La.

Loss, Non-Conf, S Site, H Home A Away N Neutral

Average RPI Win:	162	WON-LOST	WINNING	LAST 10	STRENGTH OF	OPP. STRENGTH	TEAM	ADJ.	CONF.	ADJ CONF.
Average RPI Loss:	41	RECORD	PCT. RANK	GAMES	SCHEDULE	OF SCHEDULE	RPI	RPI	RPI	RPI
DIV. I ONLY	14- 9	114	0- 1	56	31	50	50	2	2	
DIV. I NON-CONF.	10- 1	17	0- 0	187	152	30	30	2	2	
TOTALS	RPI 1-25	RPI 26-50	W-L RECORDS	RPI 51-100	RPI 101-150	RPI 150+				
14- 9	0- 4	2- 3	OVERALL	1- 1	3- 1	8- 0				
7- 3	0- 1	0- 2	HOME	0- 0	3- 0	4- 0				
6- 6	0- 3	2- 1	AWAY	1- 1	0- 1	3- 0				
1- 0	0- 0	0- 0	NEUTRAL	0- 0	0- 0	1- 0				
10- 1	0- 1	0- 0	NON-CONFERENCE	1- 0	1- 0	8- 0				
5- 0	0- 0	0- 0	HOME	0- 0	1- 0	4- 0				
4- 1	0- 1	0- 0	AWAY	1- 0	0- 0	3- 0				
1- 0	0- 0	0- 0	NEUTRAL	0- 0	0- 0	1- 0				
4- 8	0- 3	2- 3	CONFERENCE	0- 1	2- 1	0- 0				
2- 3	0- 1	0- 2	HOME	0- 0	2- 0	0- 0				
2- 5	0- 2	2- 1	AWAY	0- 1	0- 1	0- 0				
0- 0	0- 0	0- 0	NEUTRAL	0- 0	0- 0	0- 0				

RPI	S	Opponent	Score	RPI	S	Opponent	Score	Team's RPI: 50	RPI	S	Opponent	Score	RPI	S	Opponent	Score
4	H	Oregon	53 93	29	H	Oregon St.	52 76		79	A	Arizona	68 71	111	H	Fresno St.	62 61
5	A	Stanford	64 72	36	A	California	59 66		89	A	UT Arlington	73 61	122	H	Washington St.	81 73
18	A	Arizona St.	59 68	39	A	UCLA	72 67						140	A	Colorado	76 81
21	A	Texas A&M	51 71	39	H	UCLA	65 72						144	H	Washington	82 57
				49	A	Utah	84 80						156	H	CSUN	58 42
													166	H	UC Riverside	73 55
													183	H	Santa Clara	77 46
													199	A	UNLV	86 72
													213	N	Utah St.	55 46
													236	A	Nevada	72 51
													261	A	Long Beach St.	86 50
													296	H	UC Santa Barbara	82 39
LAST 12 Division I GAMES:																
140	A	Colorado	76 81	39	A	UCLA	72 67									
49	A	Utah	84 80	29	H	Oregon St.	52 76									
122	H	Washington St.	81 73	4	H	Oregon	53 93									
144	H	Washington	82 57	36	A	California	59 66									
18	A	Arizona St.	59 68	5	A	Stanford	64 72									
79	A	Arizona	68 71	39	H	UCLA	65 72									

Non-Div I Games:

Southern California

■ Loss,
 ■ Non-Conf,
 ■ S Site,
 ■ Home
 ■ Away
 N Neutral

Average RPI Win: 220	WON-LOST	WINNING	LAST 10	STRENGTH OF	OPP. STRENGTH	TEAM	ADJ.	CONF.	ADJ CONF.
Average RPI Loss: 110	RECORD	PCT. RANK	GAMES	SCHEDULE	OF SCHEDULE	RPI	RPI	RPI	RPI
DIV. I ONLY	10- 11	183	0- 1	98	182	162	162	13	13
DIV. I NON-CONF.	7- 4	108	0- 0	100	212	79	79	15	15
TOTALS	RPI 1-25	RPI 26-50	W-L RECORDS	RPI 51-100	RPI 101-150	RPI 150+			
10- 11	0- 2	0- 0	OVERALL	1- 3	2- 2	7- 4			
8- 2	0- 0	0- 0	HOME	1- 1	1- 0	6- 1			
1- 8	0- 1	0- 0	AWAY	0- 2	0- 2	1- 3			
1- 1	0- 1	0- 0	NEUTRAL	0- 0	1- 0	0- 0			
7- 4	0- 1	0- 0	NON-CONFERENCE	1- 0	2- 2	4- 1			
5- 0	0- 0	0- 0	HOME	1- 0	1- 0	3- 0			
1- 3	0- 0	0- 0	AWAY	0- 0	0- 2	1- 1			
1- 1	0- 1	0- 0	NEUTRAL	0- 0	1- 0	0- 0			
3- 7	0- 1	0- 0	CONFERENCE	0- 3	0- 0	3- 3			
3- 2	0- 0	0- 0	HOME	0- 1	0- 0	3- 1			
0- 5	0- 1	0- 0	AWAY	0- 2	0- 0	0- 2			
0- 0	0- 0	0- 0	NEUTRAL	0- 0	0- 0	0- 0			

RPI 1-25				RPI 26-50				RPI 51-100				RPI 101+ Team's RPI: 162			
RPI	S	Opponent	Score	RPI	S	Opponent	Score	RPI	S	Opponent	Score	RPI	S	Opponent	Score
18	N	Arizona St.	38 82					63	A	Missouri St.	51 66	105	N	Hartford	72 50
22	A	Drake	66 94					63	H	Missouri St.	58 70	123	H	IUPUI	78 73
								87	A	UNI	53 65	127	A	Western Ky.	76 83
								96	H	Northern Ill.	82 73	135	A	UT Martin	94 95
												155	A	Bradley	53 58
												172	H	Indiana St.	58 61
												183	A	Saint Louis	58 62
												190	A	Illinois St.	52 60
												222	H	Southeast Mo. St.	60 40
												225	H	Marshall	58 49
												249	H	Loyola Chicago	74 63
												272	H	Eastern Ill.	73 59
												282	A	Murray St.	65 59
												293	H	Valparaiso	87 65
												335	H	Evansville	67 47
LAST 12 Division I GAMES:															
63	H	Missouri St.	58 70	190	A	Illinois St.	52 60								
22	A	Drake	66 94	63	A	Missouri St.	51 66								
87	A	UNI	53 65	172	H	Indiana St.	58 61								
249	H	Loyola Chicago	74 63	335	H	Evansville	67 47								
293	H	Valparaiso	87 65	123	H	IUPUI	78 73								
155	A	Bradley	53 58	282	A	Murray St.	65 59								

Non-Div I Games:

Southern Ill.

Average RPI Win:	262	WON-LOST	WINNING	LAST 10	STRENGTH OF	OPP. STRENGTH	TEAM	ADJ.	CONF.	ADJ CONF.
Average RPI Loss:	102	RECORD	PCT. RANK	GAMES	SCHEDULE	OF SCHEDULE	RPI	RPI	RPI	RPI
DIV. I ONLY	11- 11	163	0- 1	164	225	192	192	15	15	
DIV. I NON-CONF.	6- 5	143	0- 0	268	320	246	246	18	18	
TOTALS	RPI 1-25	RPI 26-50	W-L RECORDS	RPI 51-100	RPI 101-150	RPI 150+				
11- 11	0- 1	0- 1	OVERALL	0- 2	2- 4	9- 3				
8- 6	0- 1	0- 1	HOME	0- 1	1- 1	7- 2				
3- 5	0- 0	0- 0	AWAY	0- 1	1- 3	2- 1				
0- 0	0- 0	0- 0	NEUTRAL	0- 0	0- 0	0- 0				
6- 5	0- 1	0- 0	NON-CONFERENCE	0- 0	0- 3	6- 1				
5- 3	0- 1	0- 0	HOME	0- 0	0- 1	5- 1				
1- 2	0- 0	0- 0	AWAY	0- 0	0- 2	1- 0				
0- 0	0- 0	0- 0	NEUTRAL	0- 0	0- 0	0- 0				
5- 6	0- 0	0- 1	CONFERENCE	0- 2	2- 1	3- 2				
3- 3	0- 0	0- 1	HOME	0- 1	1- 0	2- 1				
2- 3	0- 0	0- 0	AWAY	0- 1	1- 1	1- 1				
0- 0	0- 0	0- 0	NEUTRAL	0- 0	0- 0	0- 0				

RPI 1-25				RPI 26-50				RPI 51-100				RPI 101+ Team's RPI: 192			
RPI	S	Opponent	Score	RPI	S	Opponent	Score	RPI	S	Opponent	Score	RPI	S	Opponent	Score
7	H	Mississippi St.	42 86	30	H	Rice	47 58	51	A	Middle Tenn.	49 66	101	H	Houston	44 61
								71	H	Old Dominion	50 53	110	A	South Alabama	68 77
												125	A	UAB	60 71
												127	A	Western Ky.	69 56
												129	A	Tulane	54 71
												150	H	Charlotte	65 54
												152	A	Louisiana Tech	85 106
												171	H	North Texas	48 62
												180	H	Sam Houston St.	61 65
												219	H	Grambling	68 47
												225	A	Marshall	64 52
												270	H	Samford	76 40
												287	A	Southeastern La.	59 52
												294	H	Fla. Atlantic	67 45
												310	H	Mississippi Val.	67 60
												325	H	FIU	71 57
												330	H	Northwestern St.	69 54
												350	H	Alcorn	66 47
LAST 12 Division I GAMES:															
152	A	Louisiana Tech	85 106	150	H	Charlotte	65 54	125	A	UAB	60 71				
294	H	Fla. Atlantic	67 45	51	A	Middle Tenn.	49 66	171	H	North Texas	48 62				
325	H	FIU	71 57	30	H	Rice	47 58	71	H	Houston	44 61				
225	A	Marshall	64 52												
127	A	Western Ky.	69 56												
71	H	Old Dominion	50 53												

Non-Div I Games: William Carey 74 48 Blue Mountain (MS) 84 38

Southern Miss.

Loss, Non-Conf, S Site, H Home A Away N Neutral

Southern U.

Through Games Of Feb. 13, 2019

Average RPI Win:	281	WON-LOST	WINNING	LAST 10	STRENGTH OF	OPP. STRENGTH	TEAM	ADJ.	CONF.	ADJ CONF.
Average RPI Loss:	113	RECORD	PCT. RANK	GAMES	SCHEDULE	OF SCHEDULE	RPI	RPI	RPI	RPI
DIV. I ONLY	8- 10	208	0- 0	178	241	185	185	29	29	
DIV. I NON-CONF.	0- 7	336	0- 0	2	5	178	178	27	27	
TOTALS	RPI 1-25	RPI 26-50	W-L RECORDS	RPI 51-100	RPI 101-150	RPI 150+				
8- 10	0- 3	0- 1	OVERALL	0- 1	0- 2	8- 3				
4- 3	0- 0	0- 0	HOME	0- 0	0- 1	4- 2				
4- 7	0- 3	0- 1	AWAY	0- 1	0- 1	4- 1				
0- 0	0- 0	0- 0	NEUTRAL	0- 0	0- 0	0- 0				
0- 7	0- 3	0- 1	NON-CONFERENCE	0- 1	0- 2	0- 0				
0- 1	0- 0	0- 0	HOME	0- 0	0- 1	0- 0				
0- 6	0- 3	0- 1	AWAY	0- 1	0- 1	0- 0				
0- 0	0- 0	0- 0	NEUTRAL	0- 0	0- 0	0- 0				
8- 3	0- 0	0- 0	CONFERENCE	0- 0	0- 0	8- 3				
4- 2	0- 0	0- 0	HOME	0- 0	0- 0	4- 2				
4- 1	0- 0	0- 0	AWAY	0- 0	0- 0	4- 1				
0- 0	0- 0	0- 0	NEUTRAL	0- 0	0- 0	0- 0				

RPI 1-25				RPI 26-50				RPI 51-100				RPI 101+ Team's RPI: 185			
RPI	S	Opponent	Score	RPI	S	Opponent	Score	RPI	S	Opponent	Score	RPI	S	Opponent	Score
2	A	Baylor	49 94	37	A	TCU	40 69	55	A	Michigan	35 76	110	H	South Alabama	49 53
18	A	Arizona St.	47 69									148	A	Texas Tech	58 76
25	A	Kentucky	41 91									200	H	Prairie View	54 55
												212	H	Texas Southern	63 61
												219	A	Grambling	86 81
												219	H	Grambling	71 65
												250	A	Alabama St.	61 78
												286	A	Jackson St.	76 74
												286	H	Jackson St.	52 59
												304	A	Alabama A&M	54 50
												310	H	Mississippi Val.	74 67
												347	H	Ark.-Pine Bluff	73 41
												350	A	Alcorn	75 54
LAST 12 Division I GAMES:															
				286	H	Jackson St.	52 59	347	H	Ark.-Pine Bluff	73 41				
				219	H	Grambling	71 65	286	A	Jackson St.	76 74				
				350	A	Alcorn	75 54	219	A	Grambling	86 81				
				250	A	Alabama St.	61 78	212	H	Texas Southern	63 61				
				304	A	Alabama A&M	54 50	200	H	Prairie View	54 55				
				310	H	Mississippi Val.	74 67	55	A	Michigan	35 76				

Non-Div I Games: Dillard 61 63 Wiley 89 58 Louisiana Col. 77 53 Millsaps 71 36 Southern U.

Loss, Non-Conf, S Site, H Home A Away N Neutral

Southern Utah

Through Games Of Feb. 13, 2019

Average RPI Win:	221	WON-LOST	WINNING	LAST 10	STRENGTH OF	OPP. STRENGTH	TEAM	ADJ.	CONF.	ADJ CONF.
Average RPI Loss:	153	RECORD	PCT. RANK	GAMES	SCHEDULE	OF SCHEDULE	RPI	RPI	RPI	RPI
DIV. I ONLY	6- 16	289	0- 1	147	228	268	268	16	16	
DIV. I NON-CONF.	3- 6	241	0- 1	39	308	189	189	12	12	
TOTALS	RPI 1-25	RPI 26-50	W-L RECORDS	RPI 51-100	RPI 101-150	RPI 150+				
6- 16	0- 0	1- 0	OVERALL	0- 4	0- 4	5- 8				
5- 5	0- 0	1- 0	HOME	0- 2	0- 1	4- 2				
1- 11	0- 0	0- 0	AWAY	0- 2	0- 3	1- 6				
0- 0	0- 0	0- 0	NEUTRAL	0- 0	0- 0	0- 0				
3- 6	0- 0	1- 0	NON-CONFERENCE	0- 2	0- 0	2- 4				
3- 1	0- 0	1- 0	HOME	0- 0	0- 0	2- 1				
0- 5	0- 0	0- 0	AWAY	0- 2	0- 0	0- 3				
0- 0	0- 0	0- 0	NEUTRAL	0- 0	0- 0	0- 0				
3- 10	0- 0	0- 0	CONFERENCE	0- 2	0- 4	3- 4				
2- 4	0- 0	0- 0	HOME	0- 2	0- 1	2- 1				
1- 6	0- 0	0- 0	AWAY	0- 0	0- 3	1- 3				
0- 0	0- 0	0- 0	NEUTRAL	0- 0	0- 0	0- 0				

RPI S	Opponent	Score	RPI S	Opponent	Score	RPI S	Opponent	Score	RPI S	Opponent	Score	Team's RPI: 268
38	H BYU	67 64	54	A Boise St.	53 88	102	A Idaho St.	47 80	102	H Idaho St.	57 69	
			88	H Idaho	70 82	137	A Montana St.	64 69	139	A Portland St.	49 63	
			91	A UC Davis	45 68	164	A UC Irvine	58 75	166	A UC Riverside	50 56	
			100	H Northern Colo.	44 71	167	A Montana	57 79	174	A Oral Roberts	59 64	
						175	H Denver	70 71	196	H Eastern Wash.	73 63	
						233	A Sacramento St.	76 77	235	A Northern Ariz.	82 76	
						235	H Northern Ariz.	69 78	255	H San Diego	69 59	
						283	H Utah Valley	60 59	318	A Weber St.	66 67	
						318	H Weber St.	84 79				
LAST 12 Division I GAMES:												
166	A UC Riverside	50 56	100	H Northern Colo.	44 71	233	A Sacramento St.	76 77				
102	A Idaho St.	47 80	139	A Portland St.	49 63	235	A Northern Ariz.	82 76				
318	A Weber St.	66 67	318	H Weber St.	84 79	102	H Idaho St.	57 69				
88	H Idaho	70 82										
196	H Eastern Wash.	73 63										
235	H Northern Ariz.	69 78										

Non-Div I Games:

Southern Utah

■ Loss,
 ■ Non-Conf,
 ■ S Site,
 ■ H Home
 ■ A Away
 N Neutral

St. Bonaventure

Through Games Of Feb. 13, 2019

Average RPI Win:	236	WON-LOST	WINNING	LAST 10	STRENGTH OF	OPP. STRENGTH	TEAM	ADJ.	CONF.	ADJ CONF.
Average RPI Loss:	146	RECORD	PCT. RANK	GAMES	SCHEDULE	OF SCHEDULE	RPI	RPI	RPI	RPI
DIV. I ONLY	7- 17	281	0- 1	132	202	230	230	17	17	
DIV. I NON-CONF.	3- 10	278	0- 0	110	180	244	244	16	16	
TOTALS	RPI 1-25	RPI 26-50	W-L RECORDS	RPI 51-100	RPI 101-150	RPI 150+				
7- 17	0- 0	0- 3	OVERALL	0- 1	0- 5	7- 8				
3- 7	0- 0	0- 1	HOME	0- 1	0- 2	3- 3				
4- 9	0- 0	0- 1	AWAY	0- 0	0- 3	4- 5				
0- 1	0- 0	0- 1	NEUTRAL	0- 0	0- 0	0- 0				
3- 10	0- 0	0- 3	NON-CONFERENCE	0- 1	0- 3	3- 3				
2- 3	0- 0	0- 1	HOME	0- 1	0- 0	2- 1				
1- 6	0- 0	0- 1	AWAY	0- 0	0- 3	1- 2				
0- 1	0- 0	0- 1	NEUTRAL	0- 0	0- 0	0- 0				
4- 7	0- 0	0- 0	CONFERENCE	0- 0	0- 2	4- 5				
1- 4	0- 0	0- 0	HOME	0- 0	0- 2	1- 2				
3- 3	0- 0	0- 0	AWAY	0- 0	0- 0	3- 3				
0- 0	0- 0	0- 0	NEUTRAL	0- 0	0- 0	0- 0				

RPI 1-25				RPI 26-50				RPI 51-100				RPI 101+				Team's RPI: 230	
RPI	S	Opponent	Score	RPI	S	Opponent	Score	RPI	S	Opponent	Score	RPI	S	Opponent	Score		
				31	A	Buffalo	43 90	80	H	Kent St.	64 76	103	H	VCU	50 59		
				33	N	Ohio	53 70					106	A	Georgia	40 67		
				42	H	Bucknell	46 77					114	H	Dayton	49 62		
												134	A	Penn St.	65 80		
												142	A	Akron	58 67		
												153	A	Davidson	55 67		
												163	H	Duquesne	54 60		
												175	A	Denver	62 76		
												183	H	Saint Louis	45 62		
												202	A	Massachusetts	64 63		
												214	A	George Mason	68 57		
												214	H	George Mason	64 55		
												229	A	Rhode Island	84 68		
												234	A	Niagara	76 48		
												240	A	Saint Joseph's	41 66		
												252	H	Hofstra	59 67		
												258	A	Richmond	49 57		
												276	A	Cornell	44 58		
												277	H	Siena	74 58		
												280	H	Canisius	100 94		
LAST 12 Division I GAMES:																	
				258	A	Richmond	49 57	183	H	Saint Louis	45 62						
				153	A	Davidson	55 67	114	H	Dayton	49 62						
				103	H	VCU	50 59	240	A	Saint Joseph's	41 66						
				214	H	George Mason	64 55	214	A	George Mason	68 57						
				229	A	Rhode Island	84 68	163	H	Duquesne	54 60						
				202	A	Massachusetts	64 63	276	A	Cornell	44 58						

Non-Div I Games:

St. Bonaventure

■ Loss,
■ Non-Conf,
■ S Site,
■ H Home
■ A Away
N Neutral

Average RPI Win:	291	WON-LOST	WINNING	LAST 10	STRENGTH OF	OPP. STRENGTH	TEAM	ADJ.	CONF.	ADJ CONF.
Average RPI Loss:	220	RECORD	PCT. RANK	GAMES	SCHEDULE	OF SCHEDULE	RPI	RPI	RPI	RPI
DIV. I ONLY	12- 10	146	0- 1	342	346	259	259	31	31	
DIV. I NON-CONF.	5- 6	177	0- 0	318	321	275	275	31	31	
TOTALS	RPI 1-25	RPI 26-50	W-L RECORDS	RPI 51-100	RPI 101-150	RPI 150+				
12- 10	0- 0	0- 0	OVERALL	0- 1	1- 1	11- 8				
5- 4	0- 0	0- 0	HOME	0- 1	0- 0	5- 3				
6- 5	0- 0	0- 0	AWAY	0- 0	1- 1	5- 4				
1- 1	0- 0	0- 0	NEUTRAL	0- 0	0- 0	1- 1				
5- 6	0- 0	0- 0	NON-CONFERENCE	0- 1	1- 1	4- 4				
2- 2	0- 0	0- 0	HOME	0- 1	0- 0	2- 1				
2- 3	0- 0	0- 0	AWAY	0- 0	1- 1	1- 2				
1- 1	0- 0	0- 0	NEUTRAL	0- 0	0- 0	1- 1				
7- 4	0- 0	0- 0	CONFERENCE	0- 0	0- 0	7- 4				
3- 2	0- 0	0- 0	HOME	0- 0	0- 0	3- 2				
4- 2	0- 0	0- 0	AWAY	0- 0	0- 0	4- 2				
0- 0	0- 0	0- 0	NEUTRAL	0- 0	0- 0	0- 0				

RPI 1-25			RPI 26-50			RPI 51-100			RPI 101+			Team's RPI: 259
RPI	S	Opponent	Score	RPI	S	Opponent	Score	RPI	S	Opponent	Score	
						95 H Princeton	64 83	119 A Seton Hall		77 100		
								120 A Morehead St.		101 94		
								160 A Stony Brook		67 74		
								215 H Robert Morris		56 75		
								217 H Saint Francis (PA)		78 65		
								224 A Sacred Heart		56 53		
								224 H Sacred Heart		66 68		
								231 H Albany (NY)		60 67		
								265 A Mt. St. Mary's		75 78		
								291 A Army West Point		57 69		
								293 N Valparaiso		76 78		
								302 H Manhattan		73 65		
								303 A Loyola Maryland		75 70		
								307 A Bryant		60 55		
								308 A Wagner		85 87		
								308 H Wagner		76 61		
								329 H Saint Peter's		74 70		
								344 A Fairleigh Dickinson		64 53		
								344 H Fairleigh Dickinson		73 61		
								348 N Chicago St.		110 73		
								351 A LIU Brooklyn		79 67		
LAST 12 Division I GAMES:												
308 A Wagner		85 87	224 H Sacred Heart		66 68							
344 H Fairleigh Dickinson		73 61	217 H Saint Francis (PA)		78 65							
224 A Sacred Heart		56 53	215 H Robert Morris		56 75							
265 A Mt. St. Mary's		75 78	307 A Bryant		60 55							
344 A Fairleigh Dickinson		64 53	308 H Wagner		76 61							
351 A LIU Brooklyn		79 67	160 A Stony Brook		67 74							

Non-Div I Games: Mercy 102 51

St. Francis Brooklyn

Loss, Non-Conf, S Site, H Home A Away N Neutral

Average RPI Win:	187	WON-LOST	WINNING	LAST 10	STRENGTH OF	OPP. STRENGTH	TEAM	ADJ.	CONF.	ADJ CONF.
Average RPI Loss:	59	RECORD	PCT. RANK	GAMES	SCHEDULE	OF SCHEDULE	RPI	RPI	RPI	RPI
DIV. I ONLY	12- 12	163	1- 0	83	44	109	109	6	6	
DIV. I NON-CONF.	7- 4	108	0- 0	195	40	100	100	5	5	
TOTALS	RPI 1-25	RPI 26-50	W-L RECORDS	RPI 51-100	RPI 101-150	RPI 150+				
12- 12	0- 3	0- 5	OVERALL	3- 0	2- 4	7- 0				
4- 5	0- 1	0- 2	HOME	2- 0	0- 2	2- 0				
6- 6	0- 1	0- 3	AWAY	0- 0	2- 2	4- 0				
2- 1	0- 1	0- 0	NEUTRAL	1- 0	0- 0	1- 0				
7- 4	0- 2	0- 1	NON-CONFERENCE	2- 0	0- 1	5- 0				
2- 1	0- 1	0- 0	HOME	1- 0	0- 0	1- 0				
3- 2	0- 0	0- 1	AWAY	0- 0	0- 1	3- 0				
2- 1	0- 1	0- 0	NEUTRAL	1- 0	0- 0	1- 0				
5- 8	0- 1	0- 4	CONFERENCE	1- 0	2- 3	2- 0				
2- 4	0- 0	0- 2	HOME	1- 0	0- 2	1- 0				
3- 4	0- 1	0- 2	AWAY	0- 0	2- 1	1- 0				
0- 0	0- 0	0- 0	NEUTRAL	0- 0	0- 0	0- 0				

RPI 1-25				RPI 26-50				RPI 51-100				RPI 101+ Team's RPI: 109			
RPI	S	Opponent	Score	RPI	S	Opponent	Score	RPI	S	Opponent	Score	RPI	S	Opponent	Score
6	N	UConn	55 65	34	A	DePaul	64 73	53	N	Purdue	68 62	115	A	Creighton	51 45
8	A	Marquette	73 83	35	A	James Madison	51 64	75	H	Yale	56 52	115	H	Creighton	63 65
15	H	Florida St.	53 57	43	H	Villanova	57 73	92	H	Georgetown	59 51	117	A	Wake Forest	59 64
				46	A	Butler	45 66					118	A	Providence	60 57
				46	H	Butler	68 73					118	H	Providence	66 67
												119	A	Seton Hall	67 77
												170	A	Xavier	76 57
												170	H	Xavier	70 41
												195	N	Ole Miss	64 59
												285	A	La Salle	83 57
												291	A	Army West Point	60 49
												331	A	Iona	61 35
												346	H	Delaware St.	82 44
LAST 12 Division I GAMES:															
118	A	Providence	60 57	8	A	Marquette	73 83								
115	A	Creighton	51 45	34	A	DePaul	64 73								
170	H	Xavier	70 41	115	H	Creighton	63 65								
46	H	Butler	68 73	118	H	Providence	66 67								
43	H	Villanova	57 73	46	A	Butler	45 66								
92	H	Georgetown	59 51	170	A	Xavier	76 57								

Non-Div I Games:

St. John's (NY)

■ Loss,
■ Non-Conf,
■ S Site,
■ H Home
■ A Away
N Neutral

Average RPI Win:	92	WON-LOST	WINNING	LAST 10	STRENGTH OF	OPP. STRENGTH	TEAM	ADJ.	CONF.	ADJ CONF.
Average RPI Loss:	26	RECORD	PCT. RANK	GAMES	SCHEDULE	OF SCHEDULE	RPI	RPI	RPI	RPI
DIV. I ONLY	19- 4	21	0- 1	3	17	5	5	2	2	
DIV. I NON-CONF.	10- 1	17	0- 0	7	52	2	2	2	2	
TOTALS	RPI 1-25	RPI 26-50	W-L RECORDS	RPI 51-100	RPI 101-150	RPI 150+				
19- 4	2- 2	5- 2	OVERALL	6- 0	3- 0	3- 0				
11- 1	1- 1	4- 0	HOME	2- 0	2- 0	2- 0				
6- 3	1- 1	1- 2	AWAY	2- 0	1- 0	1- 0				
2- 0	0- 0	0- 0	NEUTRAL	2- 0	0- 0	0- 0				
10- 1	1- 1	1- 0	NON-CONFERENCE	5- 0	0- 0	3- 0				
5- 0	1- 0	0- 0	HOME	2- 0	0- 0	2- 0				
3- 1	0- 1	1- 0	AWAY	1- 0	0- 0	1- 0				
2- 0	0- 0	0- 0	NEUTRAL	2- 0	0- 0	0- 0				
9- 3	1- 1	4- 2	CONFERENCE	1- 0	3- 0	0- 0				
6- 1	0- 1	4- 0	HOME	0- 0	2- 0	0- 0				
3- 2	1- 0	0- 2	AWAY	1- 0	1- 0	0- 0				
0- 0	0- 0	0- 0	NEUTRAL	0- 0	0- 0	0- 0				

RPI 1-25				Team's RPI: 5				RPI 26-50				RPI 51-100				RPI 101+			
RPI	S	Opponent	Score					RPI	S	Opponent	Score	RPI	S	Opponent	Score	RPI	S	Opponent	Score
2	H	Baylor	68 63					29	H	Oregon St.	61 44	61	A	Tennessee	95 85	122	H	Washington St.	85 64
4	H	Oregon	48 88					31	A	Buffalo	62 55	73	N	FGCU	88 65	140	A	Colorado	80 69
13	A	Gonzaga	73 79					36	A	California	80 81	79	A	Arizona	78 48	144	H	Washington	91 54
18	A	Arizona St.	72 65					36	H	California	75 50	88	H	Idaho	115 71	156	H	CSUN	69 43
								39	H	UCLA	86 80	91	H	UC Davis	71 43	241	A	Hawaii	81 59
								49	A	Utah	68 75	97	N	American	71 49	242	H	San Francisco	96 62
								50	H	Southern California	72 64								
LAST 12 Division I GAMES:																			
4	H	Oregon	48 88					122	H	Washington St.	85 64								
29	H	Oregon St.	61 44					144	H	Washington	91 54								
36	H	California	75 50					79	A	Arizona	78 48								
36	A	California	80 81					18	A	Arizona St.	72 65								
49	A	Utah	68 75					39	H	UCLA	86 80								
140	A	Colorado	80 69					50	H	Southern California	72 64								

Non-Div I Games:

Stanford

■ Loss,
■ Non-Conf,
■ S Site,
■ H Home
■ A Away
N Neutral

Average RPI Win: 285	WON-LOST	WINNING	LAST 10	STRENGTH OF	OPP. STRENGTH	TEAM	ADJ.	CONF.	ADJ CONF.
Average RPI Loss: 122	RECORD	PCT. RANK	GAMES	SCHEDULE	OF SCHEDULE	RPI	RPI	RPI	RPI
DIV. I ONLY	11- 11	163	1- 0	250	220	208	208	24	24
DIV. I NON-CONF.	3- 9	271	0- 0	132	151	273	273	26	26
TOTALS	RPI 1-25	RPI 26-50	W-L RECORDS	RPI 51-100	RPI 101-150	RPI 150+			
11- 11	0- 1	0- 1	OVERALL	0- 3	0- 4	11- 2			
8- 2	0- 1	0- 0	HOME	0- 1	0- 0	8- 0			
3- 6	0- 0	0- 1	AWAY	0- 1	0- 3	3- 1			
0- 3	0- 0	0- 0	NEUTRAL	0- 1	0- 1	0- 1			
3- 9	0- 1	0- 1	NON-CONFERENCE	0- 3	0- 3	3- 1			
3- 2	0- 1	0- 0	HOME	0- 1	0- 0	3- 0			
0- 4	0- 0	0- 1	AWAY	0- 1	0- 2	0- 0			
0- 3	0- 0	0- 0	NEUTRAL	0- 1	0- 1	0- 1			
8- 2	0- 0	0- 0	CONFERENCE	0- 0	0- 1	8- 1			
5- 0	0- 0	0- 0	HOME	0- 0	0- 0	5- 0			
3- 2	0- 0	0- 0	AWAY	0- 0	0- 1	3- 1			
0- 0	0- 0	0- 0	NEUTRAL	0- 0	0- 0	0- 0			

RPI 1-25				RPI 26-50				RPI 51-100				RPI 101+ Team's RPI: 208			
RPI	S	Opponent	Score	RPI	S	Opponent	Score	RPI	S	Opponent	Score	RPI	S	Opponent	Score
16	H	UCF	55 78	26	A	Texas	46 65	61	A	Tennessee	55 65	133	A	Alabama	47 59
								69	H	Penn	53 75	138	A	North Ala.	55 71
								76	N	Wright St.	44 57	145	N	Marist	69 76
												147	A	Tulsa	54 55
												226	H	North Dakota	74 63
												243	A	Liberty	68 56
												243	H	Liberty	69 52
												245	A	Jacksonville	69 56
												245	H	Jacksonville	54 46
												252	N	Hofstra	50 53
												274	A	North Florida	57 71
												306	H	Kennesaw St.	76 69
												311	H	NJIT	74 48
												322	H	North Dakota St.	60 59
												324	A	Lipscomb	80 65
												324	H	Lipscomb	76 49
												349	H	Florida A&M	69 44
LAST 12 Division I GAMES:															
245	H	Jacksonville	54 46	138	A	North Ala.	55 71								
243	A	Liberty	68 56	274	A	North Florida	57 71								
306	H	Kennesaw St.	76 69	324	A	Lipscomb	80 65								
245	A	Jacksonville	69 56	243	H	Liberty	69 52								
324	H	Lipscomb	76 49	69	H	Penn	53 75								
311	H	NJIT	74 48	322	H	North Dakota St.	60 59								

Non-Div I Games: Central St. (OH) 81 51 Webber Int'l 80 52

Stetson

■ Loss,
 ■ Non-Conf,
 ■ S Site,
 ■ Home
 ■ A Away
 N Neutral

Stony Brook

Through Games Of Feb. 13, 2019

Average RPI Win: 280	WON-LOST	WINNING	LAST 10	STRENGTH OF	OPP. STRENGTH	TEAM	ADJ.	CONF.	ADJ CONF.
Average RPI Loss: 101	RECORD	PCT. RANK	GAMES	SCHEDULE	OF SCHEDULE	RPI	RPI	RPI	RPI
DIV. I ONLY	17- 6	51	1- 0	317	258	160	160	23	23
DIV. I NON-CONF.	10- 2	37	0- 0	303	265	97	97	25	25
TOTALS	RPI 1-25	RPI 26-50	W-L RECORDS	RPI 51-100	RPI 101-150	RPI 150+			
17- 6	0- 1	0- 0	OVERALL	0- 2	1- 2	16- 1			
9- 3	0- 0	0- 0	HOME	0- 1	0- 1	9- 1			
8- 3	0- 1	0- 0	AWAY	0- 1	1- 1	7- 0			
0- 0	0- 0	0- 0	NEUTRAL	0- 0	0- 0	0- 0			
10- 2	0- 1	0- 0	NON-CONFERENCE	0- 1	1- 0	9- 0			
6- 0	0- 0	0- 0	HOME	0- 0	0- 0	6- 0			
4- 2	0- 1	0- 0	AWAY	0- 1	1- 0	3- 0			
0- 0	0- 0	0- 0	NEUTRAL	0- 0	0- 0	0- 0			
7- 4	0- 0	0- 0	CONFERENCE	0- 1	0- 2	7- 1			
3- 3	0- 0	0- 0	HOME	0- 1	0- 1	3- 1			
4- 1	0- 0	0- 0	AWAY	0- 0	0- 1	4- 0			
0- 0	0- 0	0- 0	NEUTRAL	0- 0	0- 0	0- 0			

RPI 1-25				RPI 26-50				RPI 51-100				RPI 101+ Team's RPI: 160			
RPI	S	Opponent	Score	RPI	S	Opponent	Score	RPI	S	Opponent	Score	RPI	S	Opponent	Score
19	A	Rutgers	47 61					72	H	Maine	54 68	105	A	Hartford	62 73
								74	A	Toledo	48 80	105	H	Hartford	36 64
												134	A	Penn St.	81 70
												224	A	Sacred Heart	73 58
												231	H	Albany (NY)	49 54
												252	H	Hofstra	77 49
												253	A	Binghamton	65 56
												253	H	Binghamton	68 53
												259	H	St. Francis Brooklyn	74 67
												266	A	Vermont	67 61
												276	H	Cornell	63 61
												290	H	Ga. Southern	72 43
												302	A	Manhattan	79 48
												308	H	Wagner	70 45
												309	H	UMBC	57 44
												320	A	New Hampshire	82 63
												323	A	UMass Lowell	64 47
												323	H	UMass Lowell	76 56
												331	A	Iona	53 51
												344	H	Fairleigh Dickinson	63 49
LAST 12 Division I GAMES:															
323	A	UMass Lowell	64 47	72	H	Maine	54 68	320	A	New Hampshire	82 63				
253	H	Binghamton	68 53	253	A	Binghamton	65 56	323	H	UMass Lowell	76 56				
105	A	Hartford	62 73	105	H	Hartford	36 64								
309	H	UMBC	57 44												
266	A	Vermont	67 61												
231	H	Albany (NY)	49 54												

Non-Div I Games: SUNY New Paltz 87 50

Stony Brook

Loss, Non-Conf, S Site, H Home A Away N Neutral

Average RPI Win:	97	WON-LOST	WINNING	LAST 10	STRENGTH OF	OPP. STRENGTH	TEAM	ADJ.	CONF.	ADJ CONF.
Average RPI Loss:	33	RECORD	PCT. RANK	GAMES	SCHEDULE	OF SCHEDULE	RPI	RPI	RPI	RPI
DIV. I ONLY	18- 6	43	0- 1	5	23	12	12	1	1	
DIV. I NON-CONF.	11- 2	32	0- 0	9	75	7	7	1	1	
TOTALS	RPI 1-25	RPI 26-50	W-L RECORDS	RPI 51-100	RPI 101-150	RPI 150+				
18- 6	3- 4	2- 1	OVERALL	6- 0	3- 1	4- 0				
9- 2	2- 2	1- 0	HOME	1- 0	2- 0	3- 0				
4- 4	0- 2	0- 1	AWAY	3- 0	1- 1	0- 0				
5- 0	1- 0	1- 0	NEUTRAL	2- 0	0- 0	1- 0				
11- 2	2- 1	2- 0	NON-CONFERENCE	2- 0	1- 1	4- 0				
6- 0	1- 0	1- 0	HOME	0- 0	1- 0	3- 0				
0- 2	0- 1	0- 0	AWAY	0- 0	0- 1	0- 0				
5- 0	1- 0	1- 0	NEUTRAL	2- 0	0- 0	1- 0				
7- 4	1- 3	0- 1	CONFERENCE	4- 0	2- 0	0- 0				
3- 2	1- 2	0- 0	HOME	1- 0	1- 0	0- 0				
4- 2	0- 1	0- 1	AWAY	3- 0	1- 0	0- 0				
0- 0	0- 0	0- 0	NEUTRAL	0- 0	0- 0	0- 0				

RPI	S	Opponent	Score	RPI	S	Opponent	Score	RPI	S	Opponent	Score	RPI	S	Opponent	Score
3	A	Louisville	51 76	34	N	DePaul	83 81	58	A	Clemson	84 75	104	H	Boston College	96 69
4	A	Oregon	73 75	42	H	Bucknell	70 56	59	N	Kansas St.	70 61	112	A	Minnesota	68 72
9	H	NC State	73 77	44	A	Georgia Tech	55 65	70	A	Virginia Tech	75 73	116	H	Towson	98 55
16	N	UCF	57 52					77	A	Duke	64 55	130	A	Pittsburgh	82 50
21	H	Texas A&M	75 65					94	H	Virginia	72 68	163	N	Duquesne	87 71
23	H	Miami (FL)	71 84					95	N	Princeton	92 61	177	H	UMES	96 51
24	H	North Carolina	90 77									226	H	North Dakota	85 49
												234	H	Niagara	94 45
LAST 12 Division I GAMES:															
9	H	NC State	73 77	44	A	Georgia Tech	55 65								
104	H	Boston College	96 69	130	A	Pittsburgh	82 50								
3	A	Louisville	51 76	24	H	North Carolina	90 77								
94	H	Virginia	72 68	70	A	Virginia Tech	75 73								
77	A	Duke	64 55	58	A	Clemson	84 75								
23	H	Miami (FL)	71 84	16	N	UCF	57 52								

Non-Div I Games:

Syracuse

■ Loss,
 ■ Non-Conf,
 ■ S Site,
 ■ Home
 ■ A Away
 N Neutral

Average RPI Win: 170		WON-LOST	WINNING	LAST 10	STRENGTH OF	OPP. STRENGTH	TEAM	ADJ.	CONF.	ADJ CONF.
Average RPI Loss: 32		RECORD	PCT. RANK	GAMES	SCHEDULE	OF SCHEDULE	RPI	RPI	RPI	RPI
DIV. I ONLY		18- 6	43	1- 0	74	42	37	37	3	3
DIV. I NON-CONF.		10- 1	17	0- 0	293	222	84	84	3	3
<hr/>										
TOTALS	RPI 1-25		RPI 26-50		W-L RECORDS		RPI 51-100		RPI 101-150	RPI 150+
18- 6	1- 3		0- 2		OVERALL		2- 0		5- 1	10- 0
14- 1	1- 1		0- 0		HOME		1- 0		4- 0	8- 0
4- 4	0- 2		0- 1		AWAY		1- 0		1- 1	2- 0
0- 1	0- 0		0- 1		NEUTRAL		0- 0		0- 0	0- 0
10- 1	0- 0		0- 1		NON-CONFERENCE		0- 0		1- 0	9- 0
8- 0	0- 0		0- 0		HOME		0- 0		1- 0	7- 0
2- 0	0- 0		0- 0		AWAY		0- 0		0- 0	2- 0
0- 1	0- 0		0- 1		NEUTRAL		0- 0		0- 0	0- 0
8- 5	1- 3		0- 1		CONFERENCE		2- 0		4- 1	1- 0
6- 1	1- 1		0- 0		HOME		1- 0		3- 0	1- 0
2- 4	0- 2		0- 1		AWAY		1- 0		1- 1	0- 0
0- 0	0- 0		0- 0		NEUTRAL		0- 0		0- 0	0- 0

RPI S Opponent	Score	RPI S Opponent	Score	Team's RPI: 37	RPI S Opponent	Score	RPI S Opponent	Score
2 A Baylor	71 89	26 A Texas	67 73		59 A Kansas St.	61 47	113 A Oklahoma St.	71 75
2 H Baylor	55 79	38 N BYU	58 61		65 H West Virginia	62 48	113 H Oklahoma St.	69 55
11 A Iowa St.	54 92						131 H Kansas	58 53
11 H Iowa St.	76 69						137 H Montana St.	71 49
							148 A Texas Tech	70 63
							148 H Texas Tech	78 70
							158 H Oklahoma	86 71
							163 H Duquesne	61 48
							180 H Sam Houston St.	72 59
							185 H Southern U.	69 40
							195 A Ole Miss	55 50
							201 A San Diego St.	81 64
							206 H SMU	65 63
							291 H Army West Point	63 38
							310 H Mississippi Val.	96 47
							350 H Alcorn	88 31
LAST 12 Division I GAMES:								
11 H Iowa St.	76 69	158 H Oklahoma	86 71					
2 A Baylor	71 89	26 A Texas	67 73					
148 A Texas Tech	70 63	148 H Texas Tech	78 70					
113 H Oklahoma St.	69 55	2 H Baylor	55 79					
59 A Kansas St.	61 47	11 A Iowa St.	54 92					
131 H Kansas	58 53	113 A Oklahoma St.	71 75					

Non-Div I Games:

TCU

Average RPI Win:	238	WON-LOST	WINNING	LAST 10	STRENGTH OF	OPP. STRENGTH	TEAM	ADJ.	CONF.	ADJ CONF.
Average RPI Loss:	83	RECORD	PCT. RANK	GAMES	SCHEDULE	OF SCHEDULE	RPI	RPI	RPI	RPI
DIV. I ONLY	8- 15	255	0- 1	82	85	169	169	9	9	
DIV. I NON-CONF.	4- 9	252	0- 0	173	74	213	213	9	9	
TOTALS	RPI 1-25	RPI 26-50	W-L RECORDS	RPI 51-100	RPI 101-150	RPI 150+				
8- 15	0- 4	0- 2	OVERALL	0- 3	2- 4	6- 2				
5- 3	0- 1	0- 0	HOME	0- 0	1- 2	4- 0				
3- 11	0- 3	0- 2	AWAY	0- 2	1- 2	2- 2				
0- 1	0- 0	0- 0	NEUTRAL	0- 1	0- 0	0- 0				
4- 9	0- 2	0- 2	NON-CONFERENCE	0- 2	0- 1	4- 2				
3- 0	0- 0	0- 0	HOME	0- 0	0- 0	3- 0				
1- 8	0- 2	0- 2	AWAY	0- 1	0- 1	1- 2				
0- 1	0- 0	0- 0	NEUTRAL	0- 1	0- 0	0- 0				
4- 6	0- 2	0- 0	CONFERENCE	0- 1	2- 3	2- 0				
2- 3	0- 1	0- 0	HOME	0- 0	1- 2	1- 0				
2- 3	0- 1	0- 0	AWAY	0- 1	1- 1	1- 0				
0- 0	0- 0	0- 0	NEUTRAL	0- 0	0- 0	0- 0				

RPI 1-25				RPI 26-50				RPI 51-100				RPI 101+				Team's RPI: 169	
RPI	S	Opponent	Score	RPI	S	Opponent	Score	RPI	S	Opponent	Score	RPI	S	Opponent	Score		
6	A	UConn	74 109	34	A	DePaul	88 102	69	A	Penn	62 71	101	A	Houston	65 78		
6	H	UConn	67 88	43	A	Villanova	68 76	82	A	Cincinnati	52 72	101	H	Houston	76 65		
14	A	South Carolina	60 88					93	N	Radford	50 56	129	H	Tulane	57 66		
23	A	Miami (FL)	61 73									145	A	Marist	68 74		
												146	H	South Fla.	53 63		
												147	A	Tulsa	75 61		
												163	A	Duquesne	53 54		
												195	A	Ole Miss	55 62		
												204	H	East Carolina	84 62		
												240	A	Saint Joseph's	58 52		
												248	A	Wichita St.	65 40		
												285	H	La Salle	75 47		
												331	H	Iona	59 39		
												346	H	Delaware St.	75 61		
LAST 12 Division I GAMES:																	
6	A	UConn	74 109	6	H	UConn	67 88										
101	H	Houston	76 65	82	A	Cincinnati	52 72										
248	A	Wichita St.	65 40	101	A	Houston	65 78										
147	A	Tulsa	75 61	129	H	Tulane	57 66										
204	H	East Carolina	84 62	146	H	South Fla.	53 63										
69	A	Penn	62 71	163	A	Duquesne	53 54										

Non-Div I Games:

Temple

Tennessee

Through Games Of Feb. 13, 2019

Average RPI Win:	166	WON-LOST	WINNING	LAST 10	STRENGTH OF	OPP. STRENGTH	TEAM	ADJ.	CONF.	ADJ CONF.
Average RPI Loss:	49	RECORD	PCT. RANK	GAMES	SCHEDULE	OF SCHEDULE	RPI	RPI	RPI	RPI
DIV. I ONLY	15- 8	90	1- 0	43	63	61	61	5	5	
DIV. I NON-CONF.	11- 2	32	1- 0	65	88	34	34	4	4	
TOTALS	RPI 1-25	RPI 26-50	W-L RECORDS	RPI 51-100	RPI 101-150	RPI 150+				
15- 8	0- 4	2- 1	OVERALL	3- 1	2- 2	8- 0				
9- 5	0- 3	0- 1	HOME	2- 1	0- 0	7- 0				
4- 3	0- 1	2- 0	AWAY	0- 0	1- 2	1- 0				
2- 0	0- 0	0- 0	NEUTRAL	1- 0	1- 0	0- 0				
11- 2	0- 2	1- 0	NON-CONFERENCE	2- 0	2- 0	6- 0				
7- 2	0- 2	0- 0	HOME	1- 0	0- 0	6- 0				
2- 0	0- 0	1- 0	AWAY	0- 0	1- 0	0- 0				
2- 0	0- 0	0- 0	NEUTRAL	1- 0	1- 0	0- 0				
4- 6	0- 2	1- 1	CONFERENCE	1- 1	0- 2	2- 0				
2- 3	0- 1	0- 1	HOME	1- 1	0- 0	1- 0				
2- 3	0- 1	1- 0	AWAY	0- 0	0- 2	1- 0				
0- 0	0- 0	0- 0	NEUTRAL	0- 0	0- 0	0- 0				

RPI 1-25				RPI 26-50				RPI 51-100				Team's RPI: 61	RPI 101+			
RPI	S	Opponent	Score	RPI	S	Opponent	Score	RPI	S	Opponent	Score		RPI	S	Opponent	Score
1	H	Notre Dame	62 77	26	A	Texas	88 82	56	H	LSU	74 65		106	A	Georgia	62 66
5	H	Stanford	85 95	32	H	Missouri	64 66	58	N	Clemson	78 66		113	A	Oklahoma St.	76 63
7	A	Mississippi St.	63 91	48	A	Auburn	78 69	68	H	Belmont	84 76		125	N	UAB	73 69
25	H	Kentucky	71 73					85	H	Arkansas	79 80		133	A	Alabama	65 86
													176	A	Vanderbilt	82 65
													197	H	UNC Asheville	73 46
													208	H	Stetson	65 55
													211	H	Florida	67 50
													244	H	ETSU	80 61
													282	H	Murray St.	98 77
													334	H	Presbyterian	97 49
													349	H	Florida A&M	96 31
LAST 12 Division I GAMES:																
125	N	UAB	73 69	85	H	Arkansas	79 80	133	A	Alabama	65 86					
7	A	Mississippi St.	63 91	106	A	Georgia	62 66	25	H	Kentucky	71 73					
176	A	Vanderbilt	82 65	56	H	LSU	74 65	32	H	Missouri	64 66					
211	H	Florida	67 50	1	H	Notre Dame	62 77	48	A	Auburn	78 69					

Non-Div I Games:

Tennessee

■ Loss,
■ Non-Conf,
■ S Site,
■ H Home
■ A Away
N Neutral

RPI 1-25				RPI 26-50				RPI 51-100				RPI 101+				Team's RPI: 289	
RPI	S	Opponent	Score	RPI	S	Opponent	Score	RPI	S	Opponent	Score	RPI	S	Opponent	Score		
3	A	Louisville	52 107	34	A	DePaul	73 95	68	A	Belmont	46 80	110	H	South Alabama	56 78		
								68	H	Belmont	65 89	120	A	Morehead St.	55 71		
								80	A	Troy	67 92	120	H	Morehead St.	62 85		
								85	N	Arkansas	55 79	130	N	Pittsburgh	56 78		
												132	A	Tennessee Tech	65 76		
												132	H	Tennessee Tech	59 69		
												135	H	UT Martin	61 73		
												176	A	Vanderbilt	63 89		
												186	A	Ball St.	51 90		
												189	N	Wisconsin	53 58		
												203	H	Jacksonville St.	52 62		
												222	H	Southeast Mo. St.	62 59		
												225	A	Marshall	59 80		
												282	A	Murray St.	65 61		
												288	A	Austin Peay	47 74		
												304	A	Alabama A&M	57 67		
												324	A	Lipscomb	62 64		
												327	A	Eastern Ky.	57 31		
												327	H	Eastern Ky.	60 38		
LAST 12 Division I GAMES:																	
				68	H	Belmont	65 89	288	A	Austin Peay	47 74						
				327	A	Eastern Ky.	57 31	68	A	Belmont	46 80						
				120	A	Morehead St.	55 71	132	A	Tennessee Tech	65 76						
				222	H	Southeast Mo. St.	62 59	120	H	Morehead St.	62 85						
				135	H	UT Martin	61 73	327	H	Eastern Ky.	60 38						
				282	A	Murray St.	65 61	203	H	Jacksonville St.	52 62						

Tennessee St.

Page 286

Average RPI Win:	240	WON-LOST	WINNING	LAST 10	STRENGTH OF	OPP. STRENGTH	TEAM	ADJ.	CONF.	ADJ CONF.
Average RPI Loss:	159	RECORD	PCT. RANK	GAMES	SCHEDULE	OF SCHEDULE	RPI	RPI	RPI	RPI
DIV. I ONLY	15- 6	68	1- 0	296	234	132	132	22	22	
DIV. I NON-CONF.	6- 3	91	0- 0	269	199	120	120	21	21	
TOTALS	RPI 1-25	RPI 26-50	W-L RECORDS	RPI 51-100	RPI 101-150	RPI 150+				
15- 6	0- 0	0- 0	OVERALL	2- 2	1- 1	12- 3				
7- 1	0- 0	0- 0	HOME	1- 0	0- 0	6- 1				
8- 4	0- 0	0- 0	AWAY	1- 1	1- 1	6- 2				
0- 1	0- 0	0- 0	NEUTRAL	0- 1	0- 0	0- 0				
6- 3	0- 0	0- 0	NON-CONFERENCE	1- 2	0- 0	5- 1				
3- 0	0- 0	0- 0	HOME	1- 0	0- 0	2- 0				
3- 2	0- 0	0- 0	AWAY	0- 1	0- 0	3- 1				
0- 1	0- 0	0- 0	NEUTRAL	0- 1	0- 0	0- 0				
9- 3	0- 0	0- 0	CONFERENCE	1- 0	1- 1	7- 2				
4- 1	0- 0	0- 0	HOME	0- 0	0- 0	4- 1				
5- 2	0- 0	0- 0	AWAY	1- 0	1- 1	3- 1				
0- 0	0- 0	0- 0	NEUTRAL	0- 0	0- 0	0- 0				

RPI 1-25			RPI 26-50			RPI 51-100			RPI 101+			Team's RPI: 132
RPI	S	Opponent	Score	RPI	S	Opponent	Score	RPI	S	Opponent	Score	
						51	H Middle Tenn.	68 64	120	A Morehead St.	56	77
						68	A Belmont	77 72	135	A UT Martin	80	76
						71	N Old Dominion	73 80	170	A Xavier	60	70
						85	A Arkansas	42 65	197	H UNC Asheville	60	53
									203	A Jacksonville St.	66	49
									222	A Southeast Mo. St.	53	62
									248	A Wichita St.	55	45
									256	H SIUE	79	55
									272	H Eastern Ill.	99	88
									282	H Murray St.	74	65
									288	H Austin Peay	65	72
									289	A Tennessee St.	69	59
									289	H Tennessee St.	76	65
									319	A Charleston So.	77	55
									324	A Lipscomb	67	52
									327	A Eastern Ky.	81	68
									338	H Western Caro.	77	58
LAST 12 Division I GAMES:												
135	A	UT Martin	80 76	203	A	Jacksonville St.	66 49					
222	A	Southeast Mo. St.	53 62	289	H	Tennessee St.	76 65					
282	H	Murray St.	74 65	272	H	Eastern Ill.	99 88					
288	H	Austin Peay	65 72	256	H	SIUE	79 55					
327	A	Eastern Ky.	81 68	68	A	Belmont	77 72					
120	A	Morehead St.	56 77	289	A	Tennessee St.	69 59					

Non-Div I Games: Tenn. Wesleyan 100 58 Cumberland (TN) 88 55

Tennessee Tech

Loss, Non-Conf, S Site, H Home A Away N Neutral

Average RPI Win:	151	WON-LOST	WINNING	LAST 10	STRENGTH OF	OPP. STRENGTH	TEAM	ADJ.	CONF.	ADJ CONF.
Average RPI Loss:	39	RECORD	PCT. RANK	GAMES	SCHEDULE	OF SCHEDULE	RPI	RPI	RPI	RPI
DIV. I ONLY	20- 5	28	2- 0	50	64	26	26	3	3	
DIV. I NON-CONF.	10- 2	37	2- 0	121	179	56	56	3	3	
TOTALS	RPI 1-25	RPI 26-50	W-L RECORDS	RPI 51-100	RPI 101-150	RPI 150+				
20- 5	1- 2	1- 0	OVERALL	3- 3	6- 0	9- 0				
9- 4	0- 2	1- 0	HOME	0- 2	2- 0	6- 0				
8- 1	1- 0	0- 0	AWAY	1- 1	3- 0	3- 0				
3- 0	0- 0	0- 0	NEUTRAL	2- 0	1- 0	0- 0				
10- 2	0- 1	0- 0	NON-CONFERENCE	2- 1	1- 0	7- 0				
5- 2	0- 1	0- 0	HOME	0- 1	0- 0	5- 0				
2- 0	0- 0	0- 0	AWAY	0- 0	0- 0	2- 0				
3- 0	0- 0	0- 0	NEUTRAL	2- 0	1- 0	0- 0				
10- 3	1- 1	1- 0	CONFERENCE	1- 2	5- 0	2- 0				
4- 2	0- 1	1- 0	HOME	0- 1	2- 0	1- 0				
6- 1	1- 0	0- 0	AWAY	1- 1	3- 0	1- 0				
0- 0	0- 0	0- 0	NEUTRAL	0- 0	0- 0	0- 0				

RPI 1-25				RPI 26-50				Team's RPI: 26				RPI 51-100				RPI 101+			
RPI	S	Opponent	Score	RPI	S	Opponent	Score	RPI	S	Opponent	Score	RPI	S	Opponent	Score	RPI	S	Opponent	Score
2	H	Baylor	68 74	37	H	TCU	73 67	55	N	Michigan	69 52	113	A	Oklahoma St.	61 55				
7	H	Mississippi St.	49 67					59	A	Kansas St.	69 87	113	H	Oklahoma St.	60 51				
11	A	Iowa St.	64 62					61	H	Tennessee	82 88	121	N	Fordham	72 54				
								64	N	Quinnipiac	56 55	131	A	Kansas	91 73				
								65	A	West Virginia	70 58	131	H	Kansas	62 43				
								65	H	West Virginia	58 64	148	A	Texas Tech	78 71				
												158	A	Oklahoma	76 67				
												158	H	Oklahoma	73 63				
												163	H	Duquesne	78 41				
												171	A	North Texas	64 54				
												208	H	Stetson	65 46				
												223	A	UTRGV	81 66				
												297	H	UTSA	98 54				
												326	H	McNeese	96 40				
												330	H	Northwestern St.	104 66				
LAST 12 Division I GAMES:																			
121	N	Fordham	72 54	65	H	West Virginia	58 64												
55	N	Michigan	69 52	148	A	Texas Tech	78 71												
113	A	Oklahoma St.	61 55	131	H	Kansas	62 43												
131	A	Kansas	91 73	37	H	TCU	73 67												
2	H	Baylor	68 74	59	A	Kansas St.	69 87												
158	A	Oklahoma	76 67	11	A	Iowa St.	64 62												

Non-Div I Games:

Texas

Average RPI Win:	134	WON-LOST	WINNING	LAST 10	STRENGTH OF	OPP. STRENGTH	TEAM	ADJ.	CONF.	ADJ CONF.
Average RPI Loss:	36	RECORD	PCT. RANK	GAMES	SCHEDULE	OF SCHEDULE	RPI	RPI	RPI	RPI
DIV. I ONLY	18- 5	33	0- 1	40	54	21	21	5	5	
DIV. I NON-CONF.	11- 2	32	0- 0	37	95	18	18	4	4	
TOTALS	RPI 1-25	RPI 26-50	W-L RECORDS	RPI 51-100	RPI 101-150	RPI 150+				
18- 5	1- 2	4- 1	OVERALL	1- 2	3- 0	9- 0				
10- 2	1- 1	2- 0	HOME	0- 1	1- 0	6- 0				
6- 3	0- 1	1- 1	AWAY	1- 1	2- 0	2- 0				
2- 0	0- 0	1- 0	NEUTRAL	0- 0	0- 0	1- 0				
11- 2	0- 1	3- 0	NON-CONFERENCE	1- 1	1- 0	6- 0				
7- 1	0- 0	2- 0	HOME	0- 1	0- 0	5- 0				
2- 1	0- 1	0- 0	AWAY	1- 0	1- 0	0- 0				
2- 0	0- 0	1- 0	NEUTRAL	0- 0	0- 0	1- 0				
7- 3	1- 1	1- 1	CONFERENCE	0- 1	2- 0	3- 0				
3- 1	1- 1	0- 0	HOME	0- 0	1- 0	1- 0				
4- 2	0- 0	1- 1	AWAY	0- 1	1- 0	2- 0				
0- 0	0- 0	0- 0	NEUTRAL	0- 0	0- 0	0- 0				

RPI 1-25				Team's RPI: 21	RPI 26-50				RPI 51-100				RPI 101+			
RPI	S	Opponent	Score		RPI	S	Opponent	Score	RPI	S	Opponent	Score	RPI	S	Opponent	Score
12	A	Syracuse	65 75		29	N	Oregon St.	76 70	56	A	LSU	52 63	101	A	Houston	68 52
14	H	South Carolina	57 60		30	H	Rice	65 54	62	A	Little Rock	61 40	106	A	Georgia	76 66
25	H	Kentucky	73 71		32	A	Missouri	65 70	66	H	Lamar University	68 74	133	H	Alabama	70 43
					48	A	Auburn	69 67					166	N	UC Riverside	70 63
					50	H	Southern California	71 51					173	H	Arkansas St.	97 56
LAST 12 Division I GAMES:																
					32	A	Missouri	65 70	133	H	Alabama	70 43	176	A	Vanderbilt	50 43
					195	A	Ole Miss	72 60	176	A	Vanderbilt	50 43	176	H	Vanderbilt	69 53
					176	H	Vanderbilt	69 53	56	A	LSU	52 63	195	A	Ole Miss	72 60
					25	H	Kentucky	73 71	14	H	South Carolina	57 60	200	H	Prairie View	70 57
					48	A	Auburn	69 67	223	H	UTRGV	84 61	223	H	UTRGV	84 61
					106	A	Georgia	76 66	200	H	Prairie View	70 57	245	H	Jacksonville	73 53
													281	H	Central Ark.	84 27

Non-Div I Games:

Texas A&M

Texas Southern

Through Games Of Feb. 13, 2019

Average RPI Win:	277	WON-LOST	WINNING	LAST 10	STRENGTH OF	OPP. STRENGTH	TEAM	ADJ.	CONF.	ADJ CONF.
Average RPI Loss:	157	RECORD	PCT. RANK	GAMES	SCHEDULE	OF SCHEDULE	RPI	RPI	RPI	RPI
DIV. I ONLY	8- 11	222	1- 0	238	319	212	212	29	29	
DIV. I NON-CONF.	2- 7	288	0- 0	42	264	163	163	27	27	
TOTALS	RPI 1-25	RPI 26-50	W-L RECORDS	RPI 51-100	RPI 101-150	RPI 150+				
8- 11	0- 1	0- 1	OVERALL	0- 1	0- 2	8- 6				
3- 2	0- 0	0- 0	HOME	0- 0	0- 0	3- 2				
5- 7	0- 1	0- 1	AWAY	0- 1	0- 2	5- 2				
0- 2	0- 0	0- 0	NEUTRAL	0- 0	0- 0	0- 2				
2- 7	0- 1	0- 1	NON-CONFERENCE	0- 1	0- 2	2- 2				
0- 0	0- 0	0- 0	HOME	0- 0	0- 0	0- 0				
2- 5	0- 1	0- 1	AWAY	0- 1	0- 2	2- 0				
0- 2	0- 0	0- 0	NEUTRAL	0- 0	0- 0	0- 2				
6- 4	0- 0	0- 0	CONFERENCE	0- 0	0- 0	6- 4				
3- 2	0- 0	0- 0	HOME	0- 0	0- 0	3- 2				
3- 2	0- 0	0- 0	AWAY	0- 0	0- 0	3- 2				
0- 0	0- 0	0- 0	NEUTRAL	0- 0	0- 0	0- 0				

RPI 1-25				RPI 26-50				RPI 51-100				RPI 101+ Team's RPI: 212			
RPI	S	Opponent	Score	RPI	S	Opponent	Score	RPI	S	Opponent	Score	RPI	S	Opponent	Score
20	A	Michigan St.	45 91	30	A	Rice	71 76	60	A	SFA	55 74	129	A	Tulane	56 62
												148	A	Texas Tech	55 75
												159	N	Abilene Christian	39 81
												179	N	Nicholls St.	57 58
												185	A	Southern U.	61 63
												200	A	Prairie View	52 44
												200	H	Prairie View	73 67
												219	H	Grambling	67 75
												223	A	UTRGV	69 55
												250	H	Alabama St.	51 58
												286	H	Jackson St.	76 67
												304	H	Alabama A&M	53 45
												310	A	Mississippi Val.	68 50
												345	A	Savannah St.	65 41
												347	A	Ark.-Pine Bluff	59 58
												350	A	Alcorn	52 53
LAST 12 Division I GAMES:															
200	H	Prairie View	73 67	219	H	Grambling	67 75								
304	H	Alabama A&M	53 45	200	A	Prairie View	52 44								
250	H	Alabama St.	51 58	185	A	Southern U.	61 63								
310	A	Mississippi Val.	68 50	350	A	Alcorn	52 53								
347	A	Ark.-Pine Bluff	59 58	148	A	Texas Tech	55 75								
286	H	Jackson St.	76 67	60	A	SFA	55 74								

Non-Div I Games: Huston-Tillotson 72 36 Paul Quinn 83 54

Texas Southern

■ Loss,
 ■ Non-Conf, S Site,
 ■ Home
 ■ Away
 N Neutral

Average RPI Win:	221	WON-LOST	WINNING	LAST 10	STRENGTH OF	OPP. STRENGTH	TEAM	ADJ.	CONF.	ADJ CONF.
Average RPI Loss:	125	RECORD	PCT. RANK	GAMES	SCHEDULE	OF SCHEDULE	RPI	RPI	RPI	RPI
DIV. I ONLY	7- 14	259	0- 1	111	142	182	182	12	12	
DIV. I NON-CONF.	3- 7	256	0- 1	91	164	186	186	14	14	
TOTALS	RPI 1-25	RPI 26-50	W-L RECORDS	RPI 51-100	RPI 101-150	RPI 150+				
7- 14	0- 0	0- 2	OVERALL	0- 3	0- 5	7- 4				
2- 5	0- 0	0- 0	HOME	0- 0	0- 2	2- 3				
5- 8	0- 0	0- 1	AWAY	0- 3	0- 3	5- 1				
0- 1	0- 0	0- 1	NEUTRAL	0- 0	0- 0	0- 0				
3- 7	0- 0	0- 2	NON-CONFERENCE	0- 1	0- 3	3- 1				
1- 2	0- 0	0- 0	HOME	0- 0	0- 1	1- 1				
2- 4	0- 0	0- 1	AWAY	0- 1	0- 2	2- 0				
0- 1	0- 0	0- 1	NEUTRAL	0- 0	0- 0	0- 0				
4- 7	0- 0	0- 0	CONFERENCE	0- 2	0- 2	4- 3				
1- 3	0- 0	0- 0	HOME	0- 0	0- 1	1- 2				
3- 4	0- 0	0- 0	AWAY	0- 2	0- 1	3- 1				
0- 0	0- 0	0- 0	NEUTRAL	0- 0	0- 0	0- 0				

RPI 1-25			RPI 26-50			RPI 51-100			RPI 101+ Team's RPI: 182		
RPI	S	Opponent	Score	RPI	S	Opponent	Score	RPI	S	Opponent	Score
				32	A	Missouri	50 69	52	A	New Mexico	51 82
				45	N	Saint Mary's (CA)	62 89	62	A	Little Rock	47 62
								89	A	UT Arlington	53 68
LAST 12 Division I GAMES:											
129	A	Tulane	61 67	290	H	Ga. Southern	55 65	113	A	Oklahoma St.	55 66
137	H	Montana St.	59 67	154	H	Georgia St.	34 57	129	A	Tulane	61 67
179	H	Nicholls St.	72 67	173	A	Arkansas St.	85 62	137	H	Montana St.	59 67
187	A	Coastal Caro.	70 77	62	A	Little Rock	47 62	143	A	Appalachian St.	56 77
143	A	Appalachian St.	56 77	143	H	Appalachian St.	49 62	143	H	Appalachian St.	49 62
89	A	UT Arlington	53 68	187	H	Coastal Caro.	73 58	154	A	Georgia St.	69 60
								154	H	Georgia St.	34 57
								173	A	Arkansas St.	85 62
								174	H	Oral Roberts	64 81
								179	H	Nicholls St.	72 67
								187	A	Coastal Caro.	70 77
								187	H	Coastal Caro.	73 58
								267	A	A&M-Corpus Christi	60 53
								290	A	Ga. Southern	64 52
								290	H	Ga. Southern	55 65
								297	A	UTSA	68 60

Non-Div I Games: UNKNOWN 92 39 Tex. A&M Int'l 89 25

Texas St.

Loss, Non-Conf, S Site, H Home A Away N Neutral

Average RPI Win:	200	WON-LOST	WINNING	LAST 10	STRENGTH OF	OPP. STRENGTH	TEAM	ADJ.	CONF.	ADJ CONF.
Average RPI Loss:	67	RECORD	PCT. RANK	GAMES	SCHEDULE	OF SCHEDULE	RPI	RPI	RPI	RPI
DIV. I ONLY	11- 13	189	0- 1	51	76	148	148	3	3	
DIV. I NON-CONF.	9- 2	43	0- 0	251	283	112	112	3	3	
TOTALS	RPI 1-25	RPI 26-50	W-L RECORDS	RPI 51-100	RPI 101-150	RPI 150+				
11- 13	0- 3	0- 3	OVERALL	1- 4	2- 1	8- 2				
10- 6	0- 1	0- 2	HOME	1- 3	2- 0	7- 0				
1- 7	0- 2	0- 1	AWAY	0- 1	0- 1	1- 2				
0- 0	0- 0	0- 0	NEUTRAL	0- 0	0- 0	0- 0				
9- 2	0- 0	0- 0	NON-CONFERENCE	1- 1	0- 0	8- 1				
8- 1	0- 0	0- 0	HOME	1- 1	0- 0	7- 0				
1- 1	0- 0	0- 0	AWAY	0- 0	0- 0	1- 1				
0- 0	0- 0	0- 0	NEUTRAL	0- 0	0- 0	0- 0				
2- 11	0- 3	0- 3	CONFERENCE	0- 3	2- 1	0- 1				
2- 5	0- 1	0- 2	HOME	0- 2	2- 0	0- 0				
0- 6	0- 2	0- 1	AWAY	0- 1	0- 1	0- 1				
0- 0	0- 0	0- 0	NEUTRAL	0- 0	0- 0	0- 0				

RPI 1-25				RPI 26-50				RPI 51-100				RPI 101+ Team's RPI: 148			
RPI	S	Opponent	Score	RPI	S	Opponent	Score	RPI	S	Opponent	Score	RPI	S	Opponent	Score
2	A	Baylor	37 96	26	H	Texas	71 78	59	H	Kansas St.	62 66	113	A	Oklahoma St.	57 65
2	H	Baylor	56 73	37	A	TCU	70 78	60	H	SFA	77 69	113	H	Oklahoma St.	90 78
11	A	Iowa St.	66 105	37	H	TCU	63 70	65	A	West Virginia	65 68	131	H	Kansas	69 66
								65	H	West Virginia	72 75	158	A	Oklahoma	61 66
								88	H	Idaho	77 88	159	H	Abilene Christian	105 54
												185	H	Southern U.	76 58
												203	H	Jacksonville St.	71 58
												211	A	Florida	67 72
												212	H	Texas Southern	75 55
												236	A	Nevada	86 67
												267	H	A&M-Corpus Christi	78 61
												298	H	La.-Monroe	86 42
												339	H	Houston Baptist	82 76
LAST 12 Division I GAMES:															
65	H	West Virginia	72 75	65	A	West Virginia	65 68								
113	H	Oklahoma St.	90 78	59	H	Kansas St.	62 66								
37	H	TCU	63 70	37	A	TCU	70 78								
2	A	Baylor	37 96	113	A	Oklahoma St.	57 65								
11	A	Iowa St.	66 105	131	H	Kansas	69 66								
26	H	Texas	71 78	2	H	Baylor	56 73								

Non-Div I Games:

Texas Tech

Average RPI Win:	200	WON-LOST	WINNING	LAST 10	STRENGTH OF	OPP. STRENGTH	TEAM	ADJ.	CONF.	ADJ CONF.
Average RPI Loss:	71	RECORD	PCT. RANK	GAMES	SCHEDULE	OF SCHEDULE	RPI	RPI	RPI	RPI
DIV. I ONLY	15- 7	77	1- 0	110	108	74	74	7	7	
DIV. I NON-CONF.	8- 3	72	0- 0	180	182	81	81	8	8	
TOTALS	RPI 1-25	RPI 26-50	W-L RECORDS	RPI 51-100	RPI 101-150	RPI 150+				
15- 7	0- 1	2- 1	OVERALL	1- 3	0- 2	12- 0				
9- 2	0- 1	2- 0	HOME	0- 1	0- 0	7- 0				
6- 5	0- 0	0- 1	AWAY	1- 2	0- 2	5- 0				
0- 0	0- 0	0- 0	NEUTRAL	0- 0	0- 0	0- 0				
8- 3	0- 1	0- 0	NON-CONFERENCE	1- 1	0- 1	7- 0				
4- 1	0- 1	0- 0	HOME	0- 0	0- 0	4- 0				
4- 2	0- 0	0- 0	AWAY	1- 1	0- 1	3- 0				
0- 0	0- 0	0- 0	NEUTRAL	0- 0	0- 0	0- 0				
7- 4	0- 0	2- 1	CONFERENCE	0- 2	0- 1	5- 0				
5- 1	0- 0	2- 0	HOME	0- 1	0- 0	3- 0				
2- 3	0- 0	0- 1	AWAY	0- 1	0- 1	2- 0				
0- 0	0- 0	0- 0	NEUTRAL	0- 0	0- 0	0- 0				

RPI 1-25				RPI 26-50				RPI 51-100				Team's RPI: 74	RPI 101+			
RPI	S	Opponent	Score	RPI	S	Opponent	Score	RPI	S	Opponent	Score		RPI	S	Opponent	Score
1	H	Notre Dame	56 72	27	H	Central Mich.	62 59	57	A	Miami (OH)	64 65		114	A	Dayton	49 70
				31	A	Buffalo	63 73	68	A	Belmont	78 69		142	A	Akron	64 70
				33	H	Ohio	76 50	72	A	Maine	59 73		160	H	Stony Brook	80 48
								80	H	Kent St.	47 58		163	H	Duquesne	65 52
													186	H	Ball St.	65 58
													194	H	Eastern Mich.	63 43
													210	A	Bowling Green	79 65
													210	H	Bowling Green	76 56
													232	A	Memphis	58 48
													271	A	Cleveland St.	65 60
													279	A	Western Mich.	80 57
													293	A	Valparaiso	65 59
													331	H	Iona	84 38
													336	H	Detroit Mercy	77 60
LAST 12 Division I GAMES:																
				33	H	Ohio	76 50	210	A	Bowling Green	79 65					
				194	H	Eastern Mich.	63 43	279	A	Western Mich.	80 57					
				31	A	Buffalo	63 73	80	H	Kent St.	47 58					
				210	H	Bowling Green	76 56	57	A	Miami (OH)	64 65					
				142	A	Akron	64 70	186	H	Ball St.	65 58					
				27	H	Central Mich.	62 59	336	H	Detroit Mercy	77 60					

Non-Div I Games:

Toledo

Average RPI Win: 220	WON-LOST	WINNING	LAST 10	STRENGTH OF	OPP. STRENGTH	TEAM	ADJ.	CONF.	ADJ CONF.
Average RPI Loss: 118	RECORD	PCT. RANK	GAMES	SCHEDULE	OF SCHEDULE	RPI	RPI	RPI	RPI
DIV. I ONLY	13- 9	124	0- 1	204	118	116	116	10	10
DIV. I NON-CONF.	6- 5	143	0- 0	295	140	165	165	10	10

TOTALS	RPI 1-25	RPI 26-50	W-L RECORDS	RPI 51-100	RPI 101-150	RPI 150+			
13- 9	0- 1	0- 1	OVERALL	2- 2	1- 2	10- 3			
6- 1	0- 0	0- 0	HOME	1- 0	0- 0	5- 1			
7- 8	0- 1	0- 1	AWAY	1- 2	1- 2	5- 2			
0- 0	0- 0	0- 0	NEUTRAL	0- 0	0- 0	0- 0			
6- 5	0- 1	0- 0	NON-CONFERENCE	0- 1	0- 1	6- 2			
3- 0	0- 0	0- 0	HOME	0- 0	0- 0	3- 0			
3- 5	0- 1	0- 0	AWAY	0- 1	0- 1	3- 2			
0- 0	0- 0	0- 0	NEUTRAL	0- 0	0- 0	0- 0			
7- 4	0- 0	0- 1	CONFERENCE	2- 1	1- 1	4- 1			
3- 1	0- 0	0- 0	HOME	1- 0	0- 0	2- 1			
4- 3	0- 0	0- 1	AWAY	1- 1	1- 1	2- 0			
0- 0	0- 0	0- 0	NEUTRAL	0- 0	0- 0	0- 0			

RPI 1-25				RPI 26-50				RPI 51-100				RPI 101+ Team's RPI: 116			
RPI	S	Opponent	Score	RPI	S	Opponent	Score	RPI	S	Opponent	Score	RPI	S	Opponent	Score
12	A	Syracuse	55 98	35	A	James Madison	59 71	65	A	West Virginia	43 90	107	A	UNCW	73 77
								78	A	Drexel	55 54	117	A	Wake Forest	53 60
								83	A	Northeastern	68 77	149	A	Delaware	56 48
								83	H	Northeastern	88 83	165	H	William & Mary	69 80
												191	H	Elon	59 58
												202	H	Massachusetts	78 53
												209	A	George Washington	63 76
												225	A	Marshall	76 69
												240	A	Saint Joseph's	73 52
												252	A	Hofstra	68 56
												252	H	Hofstra	92 68
												265	A	Mt. St. Mary's	78 87
												285	H	La Salle	92 68
												292	A	Col. of Charleston	77 61
												303	H	Loyola Maryland	62 57
												309	A	UMBC	71 62
LAST 12 Division I GAMES:															
				83	A	Northeastern	68 77	292	A	Col. of Charleston	77 61				
				252	A	Hofstra	68 56	252	H	Hofstra	92 68				
				35	A	James Madison	59 71	83	H	Northeastern	88 83				
				165	H	William & Mary	69 80	149	A	Delaware	56 48				
				191	H	Elon	59 58	78	A	Drexel	55 54				
				107	A	UNCW	73 77	225	A	Marshall	76 69				

Non-Div I Games:

Towson

■ Loss,
■ Non-Conf,
■ S Site,
■ H Home
■ A Away
N Neutral

Average RPI Win:	220	WON-LOST	WINNING	LAST 10	STRENGTH OF	OPP. STRENGTH	TEAM	ADJ.	CONF.	ADJ CONF.
Average RPI Loss:	78	RECORD	PCT. RANK	GAMES	SCHEDULE	OF SCHEDULE	RPI	RPI	RPI	RPI
DIV. I ONLY	16- 5	39	1- 0	229	121	80	80	12	12	
DIV. I NON-CONF.	8- 2	52	0- 0	291	142	107	107	14	14	
TOTALS	RPI 1-25	RPI 26-50	W-L RECORDS	RPI 51-100	RPI 101-150	RPI 150+				
16- 5	0- 1	0- 0	OVERALL	1- 2	1- 1	14- 1				
7- 1	0- 0	0- 0	HOME	1- 1	0- 0	6- 0				
7- 4	0- 1	0- 0	AWAY	0- 1	1- 1	6- 1				
2- 0	0- 0	0- 0	NEUTRAL	0- 0	0- 0	2- 0				
8- 2	0- 1	0- 0	NON-CONFERENCE	0- 1	0- 0	8- 0				
3- 1	0- 0	0- 0	HOME	0- 1	0- 0	3- 0				
3- 1	0- 1	0- 0	AWAY	0- 0	0- 0	3- 0				
2- 0	0- 0	0- 0	NEUTRAL	0- 0	0- 0	2- 0				
8- 3	0- 0	0- 0	CONFERENCE	1- 1	1- 1	6- 1				
4- 0	0- 0	0- 0	HOME	1- 0	0- 0	3- 0				
4- 3	0- 0	0- 0	AWAY	0- 1	1- 1	3- 1				
0- 0	0- 0	0- 0	NEUTRAL	0- 0	0- 0	0- 0				

RPI 1-25				RPI 26-50				RPI 51-100				Team's RPI: 80		RPI 101+			
RPI	S	Opponent	Score	RPI	S	Opponent	Score	RPI	S	Opponent	Score			RPI	S	Opponent	Score
15	A	Florida St.	67 103					51	H	Middle Tenn.	64 67			110	A	South Alabama	77 80
								62	A	Little Rock	72 76			143	A	Appalachian St.	83 72
								62	H	Little Rock	71 66			154	A	Georgia St.	80 84
														173	A	Arkansas St.	100 89
														173	H	Arkansas St.	87 79
														180	N	Sam Houston St.	84 79
														187	A	Coastal Caro.	82 81
														195	A	Ole Miss	71 54
														203	A	Jacksonville St.	89 63
														244	A	ETSU	84 66
														250	H	Alabama St.	116 46
														251	H	Louisiana	90 64
														270	H	Samford	72 52
														289	H	Tennessee St.	92 67
														290	A	Ga. Southern	97 81
														298	H	La.-Monroe	78 56
														310	N	Mississippi Val.	75 54
LAST 12 Division I GAMES:																	
				173	A	Arkansas St.	100 89					290	A	Ga. Southern	97 81		
				62	A	Little Rock	72 76					173	H	Arkansas St.	87 79		
				110	A	South Alabama	77 80					62	H	Little Rock	71 66		
				251	H	Louisiana	90 64					143	A	Appalachian St.	83 72		
				298	H	La.-Monroe	78 56					187	A	Coastal Caro.	82 81		
				154	A	Georgia St.	80 84					203	A	Jacksonville St.	89 63		

Non-Div I Games: Talladega 91 70

Troy

Average RPI Win:	195	WON-LOST	WINNING	LAST 10	STRENGTH OF	OPP. STRENGTH	TEAM	ADJ.	CONF.	ADJ CONF.
Average RPI Loss:	97	RECORD	PCT. RANK	GAMES	SCHEDULE	OF SCHEDULE	RPI	RPI	RPI	RPI
DIV. I ONLY	11- 12	177	0- 1	84	96	147	147	9	9	
DIV. I NON-CONF.	6- 7	172	0- 1	49	83	117	117	9	9	
TOTALS	RPI 1-25	RPI 26-50	W-L RECORDS	RPI 51-100	RPI 101-150	RPI 150+				
11- 12	0- 2	0- 0	OVERALL	0- 6	2- 1	9- 3				
8- 4	0- 0	0- 0	HOME	0- 3	1- 0	7- 1				
2- 8	0- 2	0- 0	AWAY	0- 3	0- 1	2- 2				
1- 0	0- 0	0- 0	NEUTRAL	0- 0	1- 0	0- 0				
6- 7	0- 1	0- 0	NON-CONFERENCE	0- 5	1- 0	5- 1				
4- 2	0- 0	0- 0	HOME	0- 2	0- 0	4- 0				
1- 5	0- 1	0- 0	AWAY	0- 3	0- 0	1- 1				
1- 0	0- 0	0- 0	NEUTRAL	0- 0	1- 0	0- 0				
5- 5	0- 1	0- 0	CONFERENCE	0- 1	1- 1	4- 2				
4- 2	0- 0	0- 0	HOME	0- 1	1- 0	3- 1				
1- 3	0- 1	0- 0	AWAY	0- 0	0- 1	1- 1				
0- 0	0- 0	0- 0	NEUTRAL	0- 0	0- 0	0- 0				

RPI 1-25				RPI 26-50				RPI 51-100				RPI 101+ Team's RPI: 147			
RPI	S	Opponent	Score	RPI	S	Opponent	Score	RPI	S	Opponent	Score	RPI	S	Opponent	Score
16	A	UCF	44 60					60	A	SFA	34 76	101	A	Houston	44 76
18	A	Arizona St.	52 70					62	H	Little Rock	53 63	129	H	Tulane	72 67
								68	A	Belmont	53 78	133	N	Alabama	80 73
								82	H	Cincinnati	50 70	159	H	Abilene Christian	75 63
								85	H	Arkansas	59 61	169	H	Temple	61 75
								97	A	American	52 68	173	A	Arkansas St.	60 73
												174	A	Oral Roberts	76 68
												183	H	Saint Louis	86 75
												204	A	East Carolina	75 55
												206	H	SMU	49 35
												208	H	Stetson	55 54
												232	A	Memphis	56 59
												232	H	Memphis	46 39
												248	H	Wichita St.	63 49
												264	H	UTEP	66 45
LAST 12 Division I GAMES:															
18	A	Arizona St.	52 70	82	H	Cincinnati	50 70	16	A	UCF	44 60				
129	H	Tulane	72 67	204	A	East Carolina	75 55	232	H	Memphis	46 39				
206	H	SMU	49 35	248	H	Wichita St.	63 49	264	H	UTEP	66 45				
232	A	Memphis	56 59												
169	H	Temple	61 75												
101	A	Houston	44 76												

Non-Div I Games:

Tulsa

■ Loss,
 ■ Non-Conf,
 ■ S Site,
 ■ Home
 ■ A Away
 N Neutral

Average RPI Win:	244	WON-LOST	WINNING	LAST 10	STRENGTH OF	OPP. STRENGTH	TEAM	ADJ.	CONF.	ADJ CONF.
Average RPI Loss:	89	RECORD	PCT. RANK	GAMES	SCHEDULE	OF SCHEDULE	RPI	RPI	RPI	RPI
DIV. I ONLY	18- 5	33	0- 1	311	166	125	125	15	15	
DIV. I NON-CONF.	11- 1	13	0- 1	339	254	129	129	18	18	
TOTALS	RPI 1-25	RPI 26-50	W-L RECORDS	RPI 51-100	RPI 101-150	RPI 150+				
18- 5	0- 0	0- 1	OVERALL	2- 2	1- 1	15- 1				
7- 2	0- 0	0- 1	HOME	0- 0	1- 0	6- 1				
9- 2	0- 0	0- 0	AWAY	2- 1	0- 1	7- 0				
2- 1	0- 0	0- 0	NEUTRAL	0- 1	0- 0	2- 0				
11- 1	0- 0	0- 0	NON-CONFERENCE	1- 1	1- 0	9- 0				
5- 0	0- 0	0- 0	HOME	0- 0	1- 0	4- 0				
4- 0	0- 0	0- 0	AWAY	1- 0	0- 0	3- 0				
2- 1	0- 0	0- 0	NEUTRAL	0- 1	0- 0	2- 0				
7- 4	0- 0	0- 1	CONFERENCE	1- 1	0- 1	6- 1				
2- 2	0- 0	0- 1	HOME	0- 0	0- 0	2- 1				
5- 2	0- 0	0- 0	AWAY	1- 1	0- 1	4- 0				
0- 0	0- 0	0- 0	NEUTRAL	0- 0	0- 0	0- 0				

RPI S	Opponent	Score	RPI S	Opponent	Score	RPI S	Opponent	Score	RPI S	Opponent	Score	Team's RPI: 125
30	H Rice	43 55	51	A Middle Tenn.	44 60	143	H Appalachian St.	80 61				
			61	N Tennessee	69 73	150	A Charlotte	56 60				
			71	A Old Dominion	69 61	152	H Louisiana Tech	68 73				
			73	A FGCU	62 60	158	N Oklahoma	89 84				
						171	H North Texas	70 60				
						192	H Southern Miss.	71 60				
						232	H Memphis	85 54				
						250	A Alabama St.	62 47				
						264	A UTEP	74 48				
						270	A Samford	66 41				
						294	A Fla. Atlantic	89 64				
						297	A UTSA	59 42				
						304	H Alabama A&M	82 47				
						325	A FIU	83 59				
						326	H McNeese	91 48				
						328	N Coppin St.	86 61				
						348	A Chicago St.	90 45				
						350	H Alcorn	80 53				
LAST 12 Division I GAMES:												
61	N Tennessee	69 73	297	A UTSA	59 42							
150	A Charlotte	56 60	264	A UTEP	74 48							
71	A Old Dominion	69 61	192	H Southern Miss.	71 60							
51	A Middle Tenn.	44 60	152	H Louisiana Tech	68 73							
30	H Rice	43 55	325	A FIU	83 59							
171	H North Texas	70 60	294	A Fla. Atlantic	89 64							

Non-Div I Games: Ala.-Huntsville 83 58

UAB

Average RPI Win:	218	WON-LOST	WINNING	LAST 10	STRENGTH OF	OPP. STRENGTH	TEAM	ADJ.	CONF.	ADJ CONF.
Average RPI Loss:	123	RECORD	PCT. RANK	GAMES	SCHEDULE	OF SCHEDULE	RPI	RPI	RPI	RPI
DIV. I ONLY	16- 6	61	0- 1	235	144	91	91	21	21	
DIV. I NON-CONF.	7- 5	132	0- 1	225	54	123	123	20	20	
TOTALS	RPI 1-25	RPI 26-50	W-L RECORDS	RPI 51-100	RPI 101-150	RPI 150+				
16- 6	0- 1	1- 0	OVERALL	0- 2	1- 1	14- 2				
7- 1	0- 0	1- 0	HOME	0- 1	0- 0	6- 0				
8- 5	0- 1	0- 0	AWAY	0- 1	1- 1	7- 2				
1- 0	0- 0	0- 0	NEUTRAL	0- 0	0- 0	1- 0				
7- 5	0- 1	1- 0	NON-CONFERENCE	0- 2	1- 1	5- 1				
3- 1	0- 0	1- 0	HOME	0- 1	0- 0	2- 0				
3- 4	0- 1	0- 0	AWAY	0- 1	1- 1	2- 1				
1- 0	0- 0	0- 0	NEUTRAL	0- 0	0- 0	1- 0				
9- 1	0- 0	0- 0	CONFERENCE	0- 0	0- 0	9- 1				
4- 0	0- 0	0- 0	HOME	0- 0	0- 0	4- 0				
5- 1	0- 0	0- 0	AWAY	0- 0	0- 0	5- 1				
0- 0	0- 0	0- 0	NEUTRAL	0- 0	0- 0	0- 0				

RPI 1-25				RPI 26-50				RPI 51-100				Team's RPI: 91		RPI 101+			
RPI	S	Opponent	Score	RPI	S	Opponent	Score	RPI	S	Opponent	Score			RPI	S	Opponent	Score
5	A	Stanford	43 71	45	H	Saint Mary's (CA)	76 74	84	H	Pacific	80 83			122	A	Washington St.	75 62
								99	A	Loyola Marymount	53 60			139	A	Portland St.	50 65
														156	A	CSUN	60 49
														156	H	CSUN	70 54
														164	H	UC Irvine	80 57
														166	A	UC Riverside	67 59
														167	A	Montana	56 62
														233	A	Sacramento St.	109 60
														236	N	Nevada	84 68
														241	A	Hawaii	60 65
														242	A	San Francisco	70 68
														246	A	Cal St. Fullerton	75 39
														246	H	Cal St. Fullerton	75 51
														261	H	Long Beach St.	70 50
														268	H	Southern Utah	68 45
														296	A	UC Santa Barbara	70 44
														312	A	Cal Poly	85 61
														342	H	Seattle U	76 59
LAST 12 Division I GAMES:																	
				167	A	Montana	56 62					156	A	CSUN	60 49		
				312	A	Cal Poly	85 61					164	H	UC Irvine	80 57		
				296	A	UC Santa Barbara	70 44					246	H	Cal St. Fullerton	75 51		
				156	H	CSUN	70 54					241	A	Hawaii	60 65		
				261	H	Long Beach St.	70 50					166	A	UC Riverside	67 59		
				246	A	Cal St. Fullerton	75 39					45	H	Saint Mary's (CA)	76 74		

Non-Div I Games: Dominican (CA) 92 42

UC Davis

■ Loss,
 ■ Non-Conf,
 ■ S Site,
 ■ H Home
 ■ A Away
 N Neutral

Average RPI Win:	253	WON-LOST	WINNING	LAST 10	STRENGTH OF	OPP. STRENGTH	TEAM	ADJ.	CONF.	ADJ CONF.
Average RPI Loss:	141	RECORD	PCT. RANK	GAMES	SCHEDULE	OF SCHEDULE	RPI	RPI	RPI	RPI
DIV. I ONLY	14- 5	59	1- 0	325	216	164	164	21	21	
DIV. I NON-CONF.	9- 2	43	0- 0	320	217	142	142	20	20	
TOTALS	RPI 1-25	RPI 26-50	W-L RECORDS	RPI 51-100	RPI 101-150	RPI 150+				
14- 5	0- 1	0- 0	OVERALL	0- 1	1- 0	13- 3				
8- 2	0- 0	0- 0	HOME	0- 0	0- 0	8- 2				
4- 3	0- 1	0- 0	AWAY	0- 1	1- 0	3- 1				
2- 0	0- 0	0- 0	NEUTRAL	0- 0	0- 0	2- 0				
9- 2	0- 1	0- 0	NON-CONFERENCE	0- 0	1- 0	8- 1				
4- 1	0- 0	0- 0	HOME	0- 0	0- 0	4- 1				
3- 1	0- 1	0- 0	AWAY	0- 0	1- 0	2- 0				
2- 0	0- 0	0- 0	NEUTRAL	0- 0	0- 0	2- 0				
5- 3	0- 0	0- 0	CONFERENCE	0- 1	0- 0	5- 2				
4- 1	0- 0	0- 0	HOME	0- 0	0- 0	4- 1				
1- 2	0- 0	0- 0	AWAY	0- 1	0- 0	1- 1				
0- 0	0- 0	0- 0	NEUTRAL	0- 0	0- 0	0- 0				

RPI 1-25				RPI 26-50				RPI 51-100				RPI 101+ Team's RPI: 164			
RPI	S	Opponent	Score	RPI	S	Opponent	Score	RPI	S	Opponent	Score	RPI	S	Opponent	Score
4	A	Oregon	69 115					91	A	UC Davis	57 80	139	A	Portland St.	73 68
												156	H	CSUN	65 61
												161	A	Portland	84 69
												166	A	UC Riverside	72 88
												172	N	Indiana St.	77 61
												199	H	UNLV	57 55
												201	H	San Diego St.	70 78
												241	H	Hawaii	68 70
												246	H	Cal St. Fullerton	65 61
												268	H	Southern Utah	75 58
												275	H	CSU Bakersfield	85 78
												296	H	UC Santa Barbara	74 68
												312	A	Cal Poly	75 59
												312	H	Cal Poly	73 57
												317	A	San Jose St.	74 66
												342	H	Seattle U	65 60
												351	N	LIU Brooklyn	84 71
LAST 12 Division I GAMES:															
246	H	Cal St. Fullerton	65 61	156	H	CSUN	65 61								
241	H	Hawaii	68 70	312	A	Cal Poly	75 59								
296	H	UC Santa Barbara	74 68	342	H	Seattle U	65 60								
312	H	Cal Poly	73 57	4	A	Oregon	69 115								
91	A	UC Davis	57 80	139	A	Portland St.	73 68								
166	A	UC Riverside	72 88	161	A	Portland	84 69								

Non-Div I Games: LIFE Pacific 105 31

UC Irvine

■ Loss,
■ Non-Conf,
■ S Site,
■ H Home
■ A Away
N Neutral

UC Riverside

Through Games Of Feb. 13, 2019

Average RPI Win:	238	WON-LOST	WINNING	LAST 10	STRENGTH OF	OPP. STRENGTH	TEAM	ADJ.	CONF.	ADJ CONF.
Average RPI Loss:	134	RECORD	PCT. RANK	GAMES	SCHEDULE	OF SCHEDULE	RPI	RPI	RPI	RPI
DIV. I ONLY	11- 11	163	1- 0	165	206	166	166	21	21	
DIV. I NON-CONF.	6- 8	199	1- 0	134	174	161	161	20	20	
TOTALS	RPI 1-25	RPI 26-50	W-L RECORDS	RPI 51-100	RPI 101-150	RPI 150+				
11- 11	0- 2	0- 2	OVERALL	0- 1	0- 1	11- 5				
6- 2	0- 0	0- 0	HOME	0- 1	0- 0	6- 1				
4- 6	0- 0	0- 2	AWAY	0- 0	0- 1	4- 3				
1- 3	0- 2	0- 0	NEUTRAL	0- 0	0- 0	1- 1				
6- 8	0- 2	0- 2	NON-CONFERENCE	0- 0	0- 1	6- 3				
3- 0	0- 0	0- 0	HOME	0- 0	0- 0	3- 0				
2- 5	0- 0	0- 2	AWAY	0- 0	0- 1	2- 2				
1- 3	0- 2	0- 0	NEUTRAL	0- 0	0- 0	1- 1				
5- 3	0- 0	0- 0	CONFERENCE	0- 1	0- 0	5- 2				
3- 2	0- 0	0- 0	HOME	0- 1	0- 0	3- 1				
2- 1	0- 0	0- 0	AWAY	0- 0	0- 0	2- 1				
0- 0	0- 0	0- 0	NEUTRAL	0- 0	0- 0	0- 0				

RPI 1-25				RPI 26-50				RPI 51-100				RPI 101+ Team's RPI: 166			
RPI	S	Opponent	Score	RPI	S	Opponent	Score	RPI	S	Opponent	Score	RPI	S	Opponent	Score
4	N	Oregon	44 94	38	A	BYU	70 72	91	H	UC Davis	59 67	113	A	Oklahoma St.	51 76
21	N	Texas A&M	63 70	50	A	Southern California	55 73					156	A	CSUN	56 69
												164	H	UC Irvine	88 72
												168	H	New Mexico St.	65 64
												187	H	Coastal Caro.	62 43
												193	N	Milwaukee	54 56
												196	N	Eastern Wash.	57 45
												241	A	Hawaii	60 55
												246	H	Cal St. Fullerton	62 59
												261	A	Long Beach St.	73 59
												261	H	Long Beach St.	45 63
												262	A	California Baptist	57 65
												268	H	Southern Utah	56 50
												275	A	CSU Bakersfield	79 67
												283	A	Utah Valley	53 56
												296	H	UC Santa Barbara	73 60
												318	A	Weber St.	71 39
LAST 12 Division I GAMES:															
268	H	Southern Utah	56 50	164	H	UC Irvine	88 72								
246	H	Cal St. Fullerton	62 59	261	H	Long Beach St.	45 63								
296	H	UC Santa Barbara	73 60	91	H	UC Davis	59 67								
241	A	Hawaii	60 55	275	A	CSU Bakersfield	79 67								
261	A	Long Beach St.	73 59	168	H	New Mexico St.	65 64								
156	A	CSUN	56 69	283	A	Utah Valley	53 56								

Non-Div I Games:

UC Riverside

■ Loss,
■ Non-Conf,
■ S Site,
■ H Home
■ A Away
N Neutral

Average RPI Win:	231	WON-LOST	WINNING	LAST 10	STRENGTH OF	OPP. STRENGTH	TEAM	ADJ.	CONF.	ADJ CONF.
Average RPI Loss:	173	RECORD	PCT. RANK	GAMES	SCHEDULE	OF SCHEDULE	RPI	RPI	RPI	RPI
DIV. I ONLY	5- 18	311	1- 0	197	242	296	296	21	21	
DIV. I NON-CONF.	3- 10	278	1- 0	164	243	274	274	20	20	
TOTALS	RPI 1-25	RPI 26-50	W-L RECORDS	RPI 51-100	RPI 101-150	RPI 150+				
5- 18	0- 0	0- 3	OVERALL	0- 3	0- 0	5- 12				
3- 8	0- 0	0- 1	HOME	0- 2	0- 0	3- 5				
1- 10	0- 0	0- 2	AWAY	0- 1	0- 0	1- 7				
1- 0	0- 0	0- 0	NEUTRAL	0- 0	0- 0	1- 0				
3- 10	0- 0	0- 3	NON-CONFERENCE	0- 2	0- 0	3- 5				
1- 5	0- 0	0- 1	HOME	0- 1	0- 0	1- 3				
1- 5	0- 0	0- 2	AWAY	0- 1	0- 0	1- 2				
1- 0	0- 0	0- 0	NEUTRAL	0- 0	0- 0	1- 0				
2- 8	0- 0	0- 0	CONFERENCE	0- 1	0- 0	2- 7				
2- 3	0- 0	0- 0	HOME	0- 1	0- 0	2- 2				
0- 5	0- 0	0- 0	AWAY	0- 0	0- 0	0- 5				
0- 0	0- 0	0- 0	NEUTRAL	0- 0	0- 0	0- 0				

RPI 1-25			RPI 26-50			RPI 51-100			RPI 101+ Team's RPI: 296		
RPI	S	Opponent	Score	RPI	S	Opponent	Score	RPI	S	Opponent	Score
36	A	California	45 69	84	A	Pacific	53 69	156	A	CSUN	65 73
45	H	Saint Mary's (CA)	55 80	91	H	UC Davis	44 70	156	H	CSUN	61 60
50	A	Southern California	39 82	99	H	Loyola Marymount	57 70	164	A	UC Irvine	68 74
								166	A	UC Riverside	60 73
								168	H	New Mexico St.	73 81
								198	N	Dartmouth	62 56
								199	A	UNLV	51 69
								201	A	San Diego St.	63 58
								241	A	Hawaii	49 72
								241	H	Hawaii	35 47
								246	H	Cal St. Fullerton	52 59
								261	H	Long Beach St.	60 54
								262	H	California Baptist	64 76
								275	H	CSU Bakersfield	48 56
								283	A	Utah Valley	54 63
								312	A	Cal Poly	67 75
								337	H	Grand Canyon	66 55
LAST 12 Division I GAMES:											
198	N	Dartmouth	62 56	241	H	Hawaii	35 47				
241	A	Hawaii	49 72	246	H	Cal St. Fullerton	52 59				
156	H	CSUN	61 60	261	H	Long Beach St.	60 54				
91	H	UC Davis	44 70	312	A	Cal Poly	67 75				
166	A	UC Riverside	60 73	156	A	CSUN	65 73				
164	A	UC Irvine	68 74	168	H	New Mexico St.	73 81				

Non-Div I Games:

UC Santa Barbara

■ Loss,
■ Non-Conf,
■ S Site,
■ H Home
■ A Away
N Neutral

Average RPI Win:	156	WON-LOST	WINNING	LAST 10	STRENGTH OF	OPP. STRENGTH	TEAM	ADJ.	CONF.	ADJ CONF.
Average RPI Loss:	44	RECORD	PCT. RANK	GAMES	SCHEDULE	OF SCHEDULE	RPI	RPI	RPI	RPI
DIV. I ONLY	20- 4	17	0- 1	65	72	16	16	9	9	
DIV. I NON-CONF.	11- 2	32	0- 0	67	33	16	16	9	9	
TOTALS	RPI 1-25	RPI 26-50	W-L RECORDS	RPI 51-100	RPI 101-150	RPI 150+				
20- 4	0- 2	1- 1	OVERALL	3- 0	7- 1	9- 0				
9- 0	0- 0	1- 0	HOME	2- 0	4- 0	2- 0				
10- 3	0- 1	0- 1	AWAY	1- 0	3- 1	6- 0				
1- 1	0- 1	0- 0	NEUTRAL	0- 0	0- 0	1- 0				
11- 2	0- 1	1- 1	NON-CONFERENCE	2- 0	3- 0	5- 0				
4- 0	0- 0	1- 0	HOME	1- 0	1- 0	1- 0				
6- 1	0- 0	0- 1	AWAY	1- 0	2- 0	3- 0				
1- 1	0- 1	0- 0	NEUTRAL	0- 0	0- 0	1- 0				
9- 2	0- 1	0- 0	CONFERENCE	1- 0	4- 1	4- 0				
5- 0	0- 0	0- 0	HOME	1- 0	3- 0	1- 0				
4- 2	0- 1	0- 0	AWAY	0- 0	1- 1	3- 0				
0- 0	0- 0	0- 0	NEUTRAL	0- 0	0- 0	0- 0				

RPI	S	Opponent	Score	RPI	S	Opponent	Score	RPI	S	Opponent	Score	RPI	S	Opponent	Score
6	A	UConn	57 93	27	A	Central Mich.	68 75	64	A	Quinnipiac	47 45	101	H	Houston	58 56
12	N	Syracuse	52 57	43	H	Villanova	71 56	82	H	Cincinnati	56 55	129	A	Tulane	59 61
								84	H	Pacific	64 57	130	A	Pittsburgh	61 58
												141	H	Chattanooga	75 37
												146	A	South Fla.	62 49
												146	H	South Fla.	66 63
												147	H	Tulsa	60 44
												149	A	Delaware	71 60
												157	A	Mercer	76 42
												163	A	Duquesne	71 63
												204	A	East Carolina	61 58
												206	A	SMU	66 54
												206	H	SMU	55 43
												208	A	Stetson	78 55
												232	A	Memphis	68 55
												243	N	Liberty	53 45
												258	H	Richmond	70 48
LAST 12 Division I GAMES:															
129	A	Tulane	59 61	206	H	SMU	55 43								
206	A	SMU	66 54	147	H	Tulsa	60 44								
146	H	South Fla.	66 63	82	H	Cincinnati	56 55								
101	H	Houston	58 56	146	A	South Fla.	62 49								
6	A	UConn	57 93	232	A	Memphis	68 55								
204	A	East Carolina	61 58	64	A	Quinnipiac	47 45								

Non-Div I Games:

UCF

■ Loss,
 ■ Non-Conf,
 ■ S Site,
 ■ Home
 ■ A Away
 N Neutral

Average RPI Win:	117	WON-LOST	WINNING	LAST 10	STRENGTH OF	OPP. STRENGTH	TEAM	ADJ.	CONF.	ADJ CONF.
Average RPI Loss:	47	RECORD	PCT. RANK	GAMES	SCHEDULE	OF SCHEDULE	RPI	RPI	RPI	RPI
DIV. I ONLY	15- 9	104	1- 0	21	19	39	39	2	2	
DIV. I NON-CONF.	7- 5	132	0- 0	63	46	101	101	2	2	
TOTALS	RPI 1-25	RPI 26-50	W-L RECORDS	RPI 51-100	RPI 101-150	RPI 150+				
15- 9	1- 4	4- 3	OVERALL	1- 1	7- 1	2- 0				
8- 4	0- 1	1- 3	HOME	0- 0	6- 0	1- 0				
7- 2	1- 1	3- 0	AWAY	1- 1	1- 0	1- 0				
0- 3	0- 2	0- 0	NEUTRAL	0- 0	0- 1	0- 0				
7- 5	0- 2	1- 1	NON-CONFERENCE	0- 1	4- 1	2- 0				
6- 1	0- 0	1- 1	HOME	0- 0	4- 0	1- 0				
1- 1	0- 0	0- 0	AWAY	0- 1	0- 0	1- 0				
0- 3	0- 2	0- 0	NEUTRAL	0- 0	0- 1	0- 0				
8- 4	1- 2	3- 2	CONFERENCE	1- 0	3- 0	0- 0				
2- 3	0- 1	0- 2	HOME	0- 0	2- 0	0- 0				
6- 1	1- 1	3- 0	AWAY	1- 0	1- 0	0- 0				
0- 0	0- 0	0- 0	NEUTRAL	0- 0	0- 0	0- 0				

RPI 1-25				RPI 26-50				Team's RPI: 39				RPI 51-100				RPI 101+			
RPI	S	Opponent	Score	RPI	S	Opponent	Score	RPI	S	Opponent	Score	RPI	S	Opponent	Score	RPI	S	Opponent	Score
4	H	Oregon	52 72	29	H	Oregon St.	73 83	79	A	Arizona	98 93	106	H	Georgia	80 69				
5	A	Stanford	80 86	30	H	Rice	59 50	99	A	Loyola Marymount	63 69	111	H	Fresno St.	89 80				
18	A	Arizona St.	61 59	36	A	California	84 79					113	H	Oklahoma St.	71 59				
24	N	North Carolina	49 83	41	H	Indiana	65 67					119	H	Seton Hall	78 62				
25	N	Kentucky	74 75	49	A	Utah	100 90					122	H	Washington St.	83 56				
				50	A	Southern California	72 65					140	A	Colorado	64 60				
				50	H	Southern California	67 72					144	H	Washington	76 60				
												146	N	South Fla.	56 60				
												312	H	Cal Poly	81 35				
												332	A	UIC	78 47				
LAST 12 Division I GAMES:																			
				49	A	Utah	100 90	50	H	Southern California	67 72								
				140	A	Colorado	64 60	4	H	Oregon	52 72								
				144	H	Washington	76 60	29	H	Oregon St.	73 83								
				122	H	Washington St.	83 56	5	A	Stanford	80 86								
				79	A	Arizona	98 93	36	A	California	84 79								
				18	A	Arizona St.	61 59	50	A	Southern California	72 65								

Non-Div I Games:

UCLA

■ Loss,
■ Non-Conf,
■ S Site,
■ H Home
■ A Away
N Neutral

Average RPI Win:	113	WON-LOST	WINNING	LAST 10	STRENGTH OF	OPP. STRENGTH	TEAM	ADJ.	CONF.	ADJ CONF.
Average RPI Loss:	3	RECORD	PCT. RANK	GAMES	SCHEDULE	OF SCHEDULE	RPI	RPI	RPI	RPI
DIV. I ONLY	22- 2	5	1- 0	32	8	6	6	9	9	
DIV. I NON-CONF.	12- 2	31	1- 0	28	1	8	8	9	9	
TOTALS	RPI 1-25	RPI 26-50	W-L RECORDS	RPI 51-100	RPI 101-150	RPI 150+				
22- 2	3- 2	2- 0	OVERALL	3- 0	6- 0	8- 0				
10- 0	2- 0	1- 0	HOME	1- 0	3- 0	3- 0				
8- 2	1- 2	1- 0	AWAY	1- 0	2- 0	3- 0				
4- 0	0- 0	0- 0	NEUTRAL	1- 0	1- 0	2- 0				
12- 2	2- 2	2- 0	NON-CONFERENCE	1- 0	3- 0	4- 0				
4- 0	1- 0	1- 0	HOME	0- 0	2- 0	0- 0				
4- 2	1- 2	1- 0	AWAY	0- 0	0- 0	2- 0				
4- 0	0- 0	0- 0	NEUTRAL	1- 0	1- 0	2- 0				
10- 0	1- 0	0- 0	CONFERENCE	2- 0	3- 0	4- 0				
6- 0	1- 0	0- 0	HOME	1- 0	1- 0	3- 0				
4- 0	0- 0	0- 0	AWAY	1- 0	2- 0	1- 0				
0- 0	0- 0	0- 0	NEUTRAL	0- 0	0- 0	0- 0				

RPI	S	Opponent	Score	RPI	S	Opponent	Score	RPI	S	Opponent	Score	RPI	S	Opponent	Score
1	A	Notre Dame	89 71	34	H	DePaul	99 63	53	N	Purdue	86 40	101	A	Houston	81 61
2	A	Baylor	57 68	36	A	California	76 66	82	A	Cincinnati	65 55	107	H	Ohio St.	85 53
3	A	Louisville	69 78					82	H	Cincinnati	82 38	109	N	St. John's (NY)	65 55
14	H	South Carolina	97 79									119	H	Seton Hall	99 61
16	H	UCF	93 57									129	A	Tulane	75 33
Team's RPI: 6															
LAST 12 Division I GAMES:															
				14	H	South Carolina	97 79	206	H	SMU	79 39				
				169	H	Temple	109 74	169	A	Temple	88 67				
				204	H	East Carolina	118 55	129	A	Tulane	75 33				
				82	A	Cincinnati	65 55	146	H	South Fla.	63 46				
				3	A	Louisville	69 78	82	H	Cincinnati	82 38				
				16	H	UCF	93 57	101	A	Houston	81 61				

Non-Div I Games:

UConn

■ Loss,
 ■ Non-Conf, S Site,
 ■ Home
 ■ Away
 N Neutral

Average RPI Win:	309	WON-LOST	WINNING	LAST 10	STRENGTH OF	OPP. STRENGTH	TEAM	ADJ.	CONF.	ADJ CONF.
Average RPI Loss:	172	RECORD	PCT. RANK	GAMES	SCHEDULE	OF SCHEDULE	RPI	RPI	RPI	RPI
DIV. I ONLY	3- 21	336	0- 1	253	211	332	332	20	20	
DIV. I NON-CONF.	2- 9	297	0- 0	245	190	311	311	17	17	
TOTALS	RPI 1-25	RPI 26-50	W-L RECORDS	RPI 51-100	RPI 101-150	RPI 150+				
3- 21	0- 1	0- 1	OVERALL	0- 5	0- 3	3- 11				
2- 8	0- 0	0- 1	HOME	0- 2	0- 1	2- 4				
1- 11	0- 1	0- 0	AWAY	0- 3	0- 2	1- 5				
0- 2	0- 0	0- 0	NEUTRAL	0- 0	0- 0	0- 2				
2- 9	0- 1	0- 1	NON-CONFERENCE	0- 2	0- 0	2- 5				
1- 3	0- 0	0- 1	HOME	0- 1	0- 0	1- 1				
1- 4	0- 1	0- 0	AWAY	0- 1	0- 0	1- 2				
0- 2	0- 0	0- 0	NEUTRAL	0- 0	0- 0	0- 2				
1- 12	0- 0	0- 0	CONFERENCE	0- 3	0- 3	1- 6				
1- 5	0- 0	0- 0	HOME	0- 1	0- 1	1- 3				
0- 7	0- 0	0- 0	AWAY	0- 2	0- 2	0- 3				
0- 0	0- 0	0- 0	NEUTRAL	0- 0	0- 0	0- 0				

RPI	S	Opponent	Score	RPI	S	Opponent	Score	RPI	S	Opponent	Score	RPI	S	Opponent	Score	Team's RPI: 332
8	A	Marquette	32 96	39	H	UCLA	47 78	57	H	Miami (OH)	56 65	123	A	IUPUI	43 71	
								67	A	Green Bay	32 62	126	A	Youngstown St.	29 81	
								76	A	Wright St.	47 72	126	H	Youngstown St.	59 83	
								76	H	Wright St.	46 79	172	A	Indiana St.	53 60	
								90	A	Northwestern	44 87	193	A	Milwaukee	53 72	
												194	A	Eastern Mich.	38 52	
												249	H	Loyola Chicago	60 75	
												271	A	Cleveland St.	53 71	
												271	H	Cleveland St.	48 74	
												278	A	Northern Ky.	44 78	
												278	H	Northern Ky.	49 67	
												286	N	Jackson St.	57 72	
												293	H	Valparaiso	75 65	
												299	H	Oakland	69 65	
												301	N	Fairfield	60 68	
												335	A	Evansville	62 54	
												336	H	Detroit Mercy	36 42	
LAST 12 Division I GAMES:																
126	H	Youngstown St.	59 83	123	A	IUPUI	43 71									
271	H	Cleveland St.	48 74	336	H	Detroit Mercy	36 42									
278	A	Northern Ky.	44 78	299	H	Oakland	69 65									
76	A	Wright St.	47 72	271	A	Cleveland St.	53 71									
193	A	Milwaukee	53 72	126	A	Youngstown St.	29 81									
67	A	Green Bay	32 62	76	H	Wright St.	46 79									

Non-Div I Games:

UIC

■ Loss,
■ Non-Conf,
■ S Site,
■ H Home
■ A Away
N Neutral

Average RPI Win:	309	WON-LOST	WINNING	LAST 10	STRENGTH OF	OPP. STRENGTH	TEAM	ADJ.	CONF.	ADJ CONF.
Average RPI Loss:	173	RECORD	PCT. RANK	GAMES	SCHEDULE	OF SCHEDULE	RPI	RPI	RPI	RPI
DIV. I ONLY	5- 16	307	0- 1	279	252	309	309	23	23	
DIV. I NON-CONF.	4- 6	212	0- 0	304	267	279	279	25	25	
TOTALS	RPI 1-25	RPI 26-50	W-L RECORDS	RPI 51-100	RPI 101-150	RPI 150+				
5- 16	0- 1	0- 0	OVERALL	0- 3	0- 3	5- 9				
1- 9	0- 0	0- 0	HOME	0- 1	0- 2	1- 6				
2- 7	0- 1	0- 0	AWAY	0- 2	0- 1	2- 3				
2- 0	0- 0	0- 0	NEUTRAL	0- 0	0- 0	2- 0				
4- 6	0- 1	0- 0	NON-CONFERENCE	0- 1	0- 1	4- 3				
0- 4	0- 0	0- 0	HOME	0- 0	0- 1	0- 3				
2- 2	0- 1	0- 0	AWAY	0- 1	0- 0	2- 0				
2- 0	0- 0	0- 0	NEUTRAL	0- 0	0- 0	2- 0				
1- 10	0- 0	0- 0	CONFERENCE	0- 2	0- 2	1- 6				
1- 5	0- 0	0- 0	HOME	0- 1	0- 1	1- 3				
0- 5	0- 0	0- 0	AWAY	0- 1	0- 1	0- 3				
0- 0	0- 0	0- 0	NEUTRAL	0- 0	0- 0	0- 0				

RPI 1-25				RPI 26-50				RPI 51-100				RPI 101+ Team's RPI: 309			
RPI	S	Opponent	Score	RPI	S	Opponent	Score	RPI	S	Opponent	Score	RPI	S	Opponent	Score
17	A	Maryland	61 92					72	A	Maine	44 84	105	A	Hartford	47 92
								72	H	Maine	45 58	105	H	Hartford	52 66
								97	A	American	42 64	116	H	Towson	62 71
												160	A	Stony Brook	44 57
												177	H	UMES	67 73
												231	A	Albany (NY)	44 64
												252	H	Hofstra	42 45
												253	A	Binghamton	45 67
												253	H	Binghamton	46 58
												265	H	Mt. St. Mary's	52 65
												266	H	Vermont	44 58
												295	A	Morgan St.	73 68
												297	N	UTSA	72 58
												306	N	Kennesaw St.	57 53
												320	H	New Hampshire	64 62
												323	H	UMass Lowell	55 67
												328	A	Coppin St.	57 52
LAST 12 Division I GAMES:															
253	H	Binghamton	46 58	231	A	Albany (NY)	44 64								
72	H	Maine	45 58	253	A	Binghamton	45 67								
105	A	Hartford	47 92	323	H	UMass Lowell	55 67								
160	A	Stony Brook	44 57	105	H	Hartford	52 66								
320	H	New Hampshire	64 62	72	A	Maine	44 84								
266	H	Vermont	44 58	177	H	UMES	67 73								

Non-Div I Games: Notre Dame (MD) 81 43 Eastern 81 42 Gettysburg 65 51

UMBC

Loss, Non-Conf, S Site, H Home A Away N Neutral

Average RPI Win:	293	WON-LOST	WINNING	LAST 10	STRENGTH OF	OPP. STRENGTH	TEAM	ADJ.	CONF.	ADJ CONF.
Average RPI Loss:	157	RECORD	PCT. RANK	GAMES	SCHEDULE	OF SCHEDULE	RPI	RPI	RPI	RPI
DIV. I ONLY	12- 11	155	0- 1	265	324	177	177	32	32	
DIV. I NON-CONF.	2- 9	297	0- 0	231	81	263	263	32	32	
TOTALS	RPI 1-25	RPI 26-50	W-L RECORDS	RPI 51-100	RPI 101-150	RPI 150+				
12- 11	0- 2	0- 1	OVERALL	0- 1	0- 1	12- 6				
4- 2	0- 0	0- 1	HOME	0- 0	0- 0	4- 1				
8- 9	0- 2	0- 0	AWAY	0- 1	0- 1	8- 5				
0- 0	0- 0	0- 0	NEUTRAL	0- 0	0- 0	0- 0				
2- 9	0- 2	0- 1	NON-CONFERENCE	0- 1	0- 1	2- 4				
0- 1	0- 0	0- 1	HOME	0- 0	0- 0	0- 0				
2- 8	0- 2	0- 0	AWAY	0- 1	0- 1	2- 4				
0- 0	0- 0	0- 0	NEUTRAL	0- 0	0- 0	0- 0				
10- 2	0- 0	0- 0	CONFERENCE	0- 0	0- 0	10- 2				
4- 1	0- 0	0- 0	HOME	0- 0	0- 0	4- 1				
6- 1	0- 0	0- 0	AWAY	0- 0	0- 0	6- 1				
0- 0	0- 0	0- 0	NEUTRAL	0- 0	0- 0	0- 0				

RPI 1-25				RPI 26-50				RPI 51-100				RPI 101+ Team's RPI: 177			
RPI	S	Opponent	Score	RPI	S	Opponent	Score	RPI	S	Opponent	Score	RPI	S	Opponent	Score
12	A	Syracuse	51 96	31	H	Buffalo	63 69	92	A	Georgetown	55 74	117	A	Wake Forest	67 78
23	A	Miami (FL)	53 71									204	A	East Carolina	69 84
												214	A	George Mason	49 70
												218	A	N.C. A&T	58 70
												218	H	N.C. A&T	49 51
												227	A	Howard	80 73
												227	H	Howard	80 72
												238	A	Bethune-Cookman	64 52
												258	A	Richmond	55 57
												265	A	Mt. St. Mary's	86 73
												269	A	Norfolk St.	59 43
												295	A	Morgan St.	73 68
												305	H	South Carolina St.	63 43
												309	A	UMBC	73 67
												340	A	Longwood	71 83
												341	A	N.C. Central	69 61
												341	H	N.C. Central	59 49
												345	H	Savannah St.	78 46
												349	A	Florida A&M	68 36
LAST 12 Division I GAMES:															
218	A	N.C. A&T	58 70	238	A	Bethune-Cookman	64 52								
341	A	N.C. Central	69 61	349	A	Florida A&M	68 36								
345	H	Savannah St.	78 46	218	H	N.C. A&T	49 51								
305	H	South Carolina St.	63 43	341	H	N.C. Central	59 49								
227	A	Howard	80 73	227	H	Howard	80 72								
269	A	Norfolk St.	59 43	295	A	Morgan St.	73 68								

Non-Div I Games: Regent 72 16 Cheyney 88 39

UMES

Loss, Non-Conf, S Site, H Home A Away N Neutral

UMKC										
Average RPI Win:	283	WON-LOST	WINNING	LAST 10	STRENGTH OF	OPP. STRENGTH	TEAM	ADJ.	CONF.	ADJ CONF.
Average RPI Loss:	173	RECORD	PCT. RANK	GAMES	SCHEDULE	OF SCHEDULE	RPI	RPI	RPI	RPI
DIV. I ONLY	9- 11	205	0- 1	268	315	239	239	30	30	
DIV. I NON-CONF.	4- 7	228	0- 0	165	248	209	209	30	30	

TOTALS	RPI 1-25	RPI 26-50	W-L RECORDS	RPI 51-100	RPI 101-150	RPI 150+				
9- 11	0- 0	0- 1	OVERALL	0- 1	0- 1	9- 8				
3- 6	0- 0	0- 0	HOME	0- 0	0- 0	3- 6				
6- 5	0- 0	0- 1	AWAY	0- 1	0- 1	6- 2				
0- 0	0- 0	0- 0	NEUTRAL	0- 0	0- 0	0- 0				
4- 7	0- 0	0- 1	NON-CONFERENCE	0- 1	0- 1	4- 4				
2- 2	0- 0	0- 0	HOME	0- 0	0- 0	2- 2				
2- 5	0- 0	0- 1	AWAY	0- 1	0- 1	2- 2				
0- 0	0- 0	0- 0	NEUTRAL	0- 0	0- 0	0- 0				
5- 4	0- 0	0- 0	CONFERENCE	0- 0	0- 0	5- 4				
1- 4	0- 0	0- 0	HOME	0- 0	0- 0	1- 4				
4- 0	0- 0	0- 0	AWAY	0- 0	0- 0	4- 0				
0- 0	0- 0	0- 0	NEUTRAL	0- 0	0- 0	0- 0				

RPI 1-25			RPI 26-50			RPI 51-100			RPI 101+ Team's RPI: 239		
RPI	S	Opponent	Score	RPI	S	Opponent	Score	RPI	S	Opponent	Score
				32	A	Missouri	59 66	59	A	Kansas St.	50 61
								131	A	Kansas	55 67
								152	H	Louisiana Tech	80 70
								168	H	New Mexico St.	86 90
								174	A	Oral Roberts	64 75
								175	A	Denver	75 92
								190	H	Illinois St.	55 62
								214	H	George Mason	84 91
								223	H	UTRGV	56 75
								249	A	Loyola Chicago	88 74
								256	H	SIUE	80 75
								262	A	California Baptist	78 74
								262	H	California Baptist	92 95
								275	H	CSU Bakersfield	57 67
								283	A	Utah Valley	68 64
								322	A	North Dakota St.	69 59
								337	H	Grand Canyon	73 45
								342	A	Seattle U	86 62
								348	A	Chicago St.	111 58
LAST 12 Division I GAMES:											
262	H	California Baptist	92 95	275	H	CSU Bakersfield	57 67				
223	H	UTRGV	56 75	262	A	California Baptist	78 74				
168	H	New Mexico St.	86 90	348	A	Chicago St.	111 58				
342	A	Seattle U	86 62	190	H	Illinois St.	55 62				
283	A	Utah Valley	68 64	152	H	Louisiana Tech	80 70				
337	H	Grand Canyon	73 45	256	H	SIUE	80 75				

Non-Div I Games: Peru St. 98 62 Mo.-St. Louis 92 63

UMKC

Loss, Non-Conf, S Site, H Home A Away N Neutral

Average RPI Win:	291	WON-LOST	WINNING	LAST 10	STRENGTH OF	OPP. STRENGTH	TEAM	ADJ.	CONF.	ADJ CONF.
Average RPI Loss:	207	RECORD	PCT. RANK	GAMES	SCHEDULE	OF SCHEDULE	RPI	RPI	RPI	RPI
DIV. I ONLY	5- 19	317	0- 1	290	321	323	323	23	23	
DIV. I NON-CONF.	3- 9	271	0- 0	289	342	309	309	25	25	
TOTALS	RPI 1-25	RPI 26-50	W-L RECORDS	RPI 51-100	RPI 101-150	RPI 150+				
5- 19	0- 0	0- 1	OVERALL	0- 1	0- 3	5- 14				
2- 8	0- 0	0- 0	HOME	0- 0	0- 2	2- 6				
3- 11	0- 0	0- 1	AWAY	0- 1	0- 1	3- 8				
0- 0	0- 0	0- 0	NEUTRAL	0- 0	0- 0	0- 0				
3- 9	0- 0	0- 1	NON-CONFERENCE	0- 0	0- 2	3- 6				
1- 3	0- 0	0- 0	HOME	0- 0	0- 1	1- 2				
2- 6	0- 0	0- 1	AWAY	0- 0	0- 1	2- 4				
0- 0	0- 0	0- 0	NEUTRAL	0- 0	0- 0	0- 0				
2- 10	0- 0	0- 0	CONFERENCE	0- 1	0- 1	2- 8				
1- 5	0- 0	0- 0	HOME	0- 0	0- 1	1- 4				
1- 5	0- 0	0- 0	AWAY	0- 1	0- 0	1- 4				
0- 0	0- 0	0- 0	NEUTRAL	0- 0	0- 0	0- 0				

RPI S	Opponent	Score	RPI S	Opponent	Score	RPI S	Opponent	Score	RPI S	Opponent	Score	Team's RPI: 323
46	A Butler	36 89	72	A Maine	45 79	105	H Hartford	44 66	118	H Providence	47 71	
						119	A Seton Hall	57 90	160	A Stony Brook	56 76	
						160	H Stony Brook	47 64	198	A Dartmouth	54 70	
						202	A Massachusetts	62 59	205	A Holy Cross	54 63	
						231	A Albany (NY)	56 63	231	H Albany (NY)	53 56	
						253	H Binghamton	50 70	254	H Colgate	52 61	
						266	A Vermont	42 52	266	H Vermont	54 51	
						276	A Cornell	54 63	295	A Morgan St.	49 61	
						307	H Bryant	57 58	309	A UMBC	67 55	
						320	A New Hampshire	46 54	320	H New Hampshire	53 56	
						329	H Saint Peter's	59 57	351	A LIU Brooklyn	69 64	
LAST 12 Division I GAMES:												
231	H Albany (NY)	53 56	105	H Hartford	44 66							
160	H Stony Brook	47 64	231	A Albany (NY)	56 63							
320	A New Hampshire	46 54	309	A UMBC	67 55							
266	A Vermont	42 52	320	H New Hampshire	53 56							
72	A Maine	45 79	160	A Stony Brook	56 76							
253	H Binghamton	50 70	266	H Vermont	54 51							

Non-Div I Games: Fisher 79 45

UMass Lowell

■ Loss,
 ■ Non-Conf,
 ■ S Site,
 ■ Home
 ■ A Away
 N Neutral

UNC Asheville

Through Games Of Feb. 13, 2019

Average RPI Win:	273	WON-LOST	WINNING	LAST 10	STRENGTH OF	OPP. STRENGTH	TEAM	ADJ.	CONF.	ADJ CONF.
Average RPI Loss:	168	RECORD	PCT. RANK	GAMES	SCHEDULE	OF SCHEDULE	RPI	RPI	RPI	RPI
DIV. I ONLY	11- 11	163	1- 0	230	325	197	197	28	28	
DIV. I NON-CONF.	4- 6	212	0- 0	126	300	202	202	29	29	
TOTALS	RPI 1-25	RPI 26-50	W-L RECORDS	RPI 51-100	RPI 101-150	RPI 150+				
11- 11	0- 0	0- 0	OVERALL	0- 3	1- 2	10- 6				
9- 1	0- 0	0- 0	HOME	0- 0	1- 0	8- 1				
2- 10	0- 0	0- 0	AWAY	0- 3	0- 2	2- 5				
0- 0	0- 0	0- 0	NEUTRAL	0- 0	0- 0	0- 0				
4- 6	0- 0	0- 0	NON-CONFERENCE	0- 2	0- 2	4- 2				
4- 0	0- 0	0- 0	HOME	0- 0	0- 0	4- 0				
0- 6	0- 0	0- 0	AWAY	0- 2	0- 2	0- 2				
0- 0	0- 0	0- 0	NEUTRAL	0- 0	0- 0	0- 0				
7- 5	0- 0	0- 0	CONFERENCE	0- 1	1- 0	6- 4				
5- 1	0- 0	0- 0	HOME	0- 0	1- 0	4- 1				
2- 4	0- 0	0- 0	AWAY	0- 1	0- 0	2- 3				
0- 0	0- 0	0- 0	NEUTRAL	0- 0	0- 0	0- 0				

RPI 1-25				RPI 26-50				RPI 51-100				RPI 101+ Team's RPI: 197			
RPI	S	Opponent	Score	RPI	S	Opponent	Score	RPI	S	Opponent	Score	RPI	S	Opponent	Score
								51	A	Middle Tenn.	46 67	128	H	High Point	67 56
								61	A	Tennessee	46 73	132	A	Tennessee Tech	53 60
								93	A	Radford	46 60	150	A	Charlotte	53 70
												153	H	Davidson	69 56
												157	A	Mercer	47 61
												181	H	Hampton	58 61
												221	A	Furman	47 58
												237	A	Campbell	48 49
												237	H	Campbell	60 52
												244	H	ETSU	56 55
												247	A	Gardner-Webb	59 69
												273	H	Winthrop	70 36
												284	H	Wofford	60 46
												319	A	Charleston So.	59 70
												334	A	Presbyterian	52 43
												334	H	Presbyterian	51 45
												338	H	Western Caro.	74 49
												340	H	Longwood	80 55
												343	A	USC Upstate	93 86
LAST 12 Division I GAMES:															
334	H	Presbyterian	51 45	128	H	High Point	67 56								
237	A	Campbell	48 49	343	A	USC Upstate	93 86								
319	A	Charleston So.	59 70	237	H	Campbell	60 52								
273	H	Winthrop	70 36	247	A	Gardner-Webb	59 69								
334	A	Presbyterian	52 43	181	H	Hampton	58 61								
340	H	Longwood	80 55	93	A	Radford	46 60								

Non-Div I Games: Warren Wilson 92 31

UNC Asheville

Loss, Non-Conf, S Site, H Home A Away N Neutral

UNC Greensboro

Through Games Of Feb. 13, 2019

Average RPI Win:	266	WON-LOST	WINNING	LAST 10	STRENGTH OF	OPP. STRENGTH	TEAM	ADJ.	CONF.	ADJ CONF.
Average RPI Loss:	191	RECORD	PCT. RANK	GAMES	SCHEDULE	OF SCHEDULE	RPI	RPI	RPI	RPI
DIV. I ONLY	5- 15	301	0- 1	262	270	313	313	27	27	
DIV. I NON-CONF.	2- 9	297	0- 0	204	223	301	301	24	24	
TOTALS	RPI 1-25	RPI 26-50	W-L RECORDS	RPI 51-100	RPI 101-150	RPI 150+				
5- 15	0- 1	0- 0	OVERALL	0- 0	0- 4	5- 10				
4- 3	0- 0	0- 0	HOME	0- 0	0- 0	4- 3				
0- 11	0- 1	0- 0	AWAY	0- 0	0- 3	0- 7				
1- 1	0- 0	0- 0	NEUTRAL	0- 0	0- 1	1- 0				
2- 9	0- 1	0- 0	NON-CONFERENCE	0- 0	0- 3	2- 5				
1- 1	0- 0	0- 0	HOME	0- 0	0- 0	1- 1				
0- 7	0- 1	0- 0	AWAY	0- 0	0- 2	0- 4				
1- 1	0- 0	0- 0	NEUTRAL	0- 0	0- 1	1- 0				
3- 6	0- 0	0- 0	CONFERENCE	0- 0	0- 1	3- 5				
3- 2	0- 0	0- 0	HOME	0- 0	0- 0	3- 2				
0- 4	0- 0	0- 0	AWAY	0- 0	0- 1	0- 3				
0- 0	0- 0	0- 0	NEUTRAL	0- 0	0- 0	0- 0				

RPI 1-25			RPI 26-50			RPI 51-100			RPI 101+ Team's RPI: 313		
RPI	S	Opponent	Score	RPI	S	Opponent	Score	RPI	S	Opponent	Score
24	A	North Carolina	62 83					119	N	Seton Hall	64 71
								128	A	High Point	75 82
								141	A	Chattanooga	54 64
								143	A	Appalachian St.	65 68
								154	A	Georgia St.	63 70
								157	H	Mercer	58 71
								187	H	Coastal Caro.	71 78
								194	N	Eastern Mich.	49 44
								221	A	Furman	61 64
								221	H	Furman	49 59
								237	A	Campbell	49 53
								243	H	Liberty	48 45
								244	A	ETSU	76 85
								258	A	Richmond	48 59
								270	H	Samford	55 54
								284	A	Wofford	66 93
								284	H	Wofford	77 61
								338	H	Western Caro.	71 59
								341	A	N.C. Central	57 66
LAST 12 Division I GAMES:											
221	H	Furman	49 59	270	H	Samford	55 54				
284	H	Wofford	77 61	284	A	Wofford	66 93				
141	A	Chattanooga	54 64	221	A	Furman	61 64				
244	A	ETSU	76 85	258	A	Richmond	48 59				
338	H	Western Caro.	71 59	187	H	Coastal Caro.	71 78				
157	H	Mercer	58 71	119	N	Seton Hall	64 71				

Non-Div I Games: Pfeiffer 92 23 UNC Pembroke 72 32 Lees-McRae 92 36 Young Harris 62 29
 UNC Greensboro

Loss, Non-Conf, S Site, H Home A Away N Neutral

Average RPI Win:	222	WON-LOST	WINNING	LAST 10	STRENGTH OF	OPP. STRENGTH	TEAM	ADJ.	CONF.	ADJ CONF.
Average RPI Loss:	97	RECORD	PCT. RANK	GAMES	SCHEDULE	OF SCHEDULE	RPI	RPI	RPI	RPI
DIV. I ONLY	13- 7	96	1- 0	199	151	107	107	10	10	
DIV. I NON-CONF.	5- 4	139	0- 0	281	246	168	168	10	10	
TOTALS	RPI 1-25	RPI 26-50	W-L RECORDS	RPI 51-100	RPI 101-150	RPI 150+				
13- 7	0- 1	1- 1	OVERALL	1- 1	1- 3	10- 1				
10- 0	0- 0	1- 0	HOME	1- 0	1- 0	7- 0				
3- 7	0- 1	0- 1	AWAY	0- 1	0- 3	3- 1				
0- 0	0- 0	0- 0	NEUTRAL	0- 0	0- 0	0- 0				
5- 4	0- 1	0- 1	NON-CONFERENCE	0- 0	0- 2	5- 0				
3- 0	0- 0	0- 0	HOME	0- 0	0- 0	3- 0				
2- 4	0- 1	0- 1	AWAY	0- 0	0- 2	2- 0				
0- 0	0- 0	0- 0	NEUTRAL	0- 0	0- 0	0- 0				
8- 3	0- 0	1- 0	CONFERENCE	1- 1	1- 1	5- 1				
7- 0	0- 0	1- 0	HOME	1- 0	1- 0	4- 0				
1- 3	0- 0	0- 0	AWAY	0- 1	0- 1	1- 1				
0- 0	0- 0	0- 0	NEUTRAL	0- 0	0- 0	0- 0				

RPI 1-25				RPI 26-50				RPI 51-100				RPI 101+ Team's RPI: 107			
RPI	S	Opponent	Score	RPI	S	Opponent	Score	RPI	S	Opponent	Score	RPI	S	Opponent	Score
24	A	North Carolina	55 82	33	A	Ohio	72 95	78	A	Drexel	55 67	103	A	VCU	47 58
				35	H	James Madison	66 63	83	H	Northeastern	83 70	116	H	Towson	77 73
												130	A	Pittsburgh	56 60
												149	A	Delaware	53 65
												165	A	William & Mary	64 70
												165	H	William & Mary	66 58
												191	A	Elon	75 70
												191	H	Elon	76 51
												204	A	East Carolina	71 68
												252	H	Hofstra	89 54
												292	H	Col. of Charleston	71 49
												334	H	Presbyterian	63 48
												337	H	Grand Canyon	77 55
												340	H	Longwood	35 33
												341	A	N.C. Central	89 82
LAST 12 Division I GAMES:															
165	H	William & Mary	66 58	116	H	Towson	77 73								
191	H	Elon	76 51	35	H	James Madison	66 63								
83	H	Northeastern	83 70	191	A	Elon	75 70								
252	H	Hofstra	89 54	165	A	William & Mary	64 70								
78	A	Drexel	55 67	292	H	Col. of Charleston	71 49								
149	A	Delaware	53 65	204	A	East Carolina	71 68								

Non-Div I Games: Fayetteville St. 72 54 Belmont Abbey 74 58

UNCW

Loss, Non-Conf, S Site, H Home A Away N Neutral

Average RPI Win:	221	WON-LOST	WINNING	LAST 10	STRENGTH OF	OPP. STRENGTH	TEAM	ADJ.	CONF.	ADJ CONF.
Average RPI Loss:	63	RECORD	PCT. RANK	GAMES	SCHEDULE	OF SCHEDULE	RPI	RPI	RPI	RPI
DIV. I ONLY	14- 8	100	0- 1	116	126	87	87	13	13	
DIV. I NON-CONF.	6- 5	143	0- 1	75	51	70	70	15	15	
TOTALS	RPI 1-25	RPI 26-50	W-L RECORDS	RPI 51-100	RPI 101-150	RPI 150+				
14- 8	0- 3	0- 0	OVERALL	0- 4	3- 0	11- 1				
7- 2	0- 1	0- 0	HOME	0- 1	2- 0	5- 0				
7- 5	0- 2	0- 0	AWAY	0- 2	1- 0	6- 1				
0- 1	0- 0	0- 0	NEUTRAL	0- 1	0- 0	0- 0				
6- 5	0- 2	0- 0	NON-CONFERENCE	0- 3	3- 0	3- 0				
4- 0	0- 0	0- 0	HOME	0- 0	2- 0	2- 0				
2- 4	0- 2	0- 0	AWAY	0- 2	1- 0	1- 0				
0- 1	0- 0	0- 0	NEUTRAL	0- 1	0- 0	0- 0				
8- 3	0- 1	0- 0	CONFERENCE	0- 1	0- 0	8- 1				
3- 2	0- 1	0- 0	HOME	0- 1	0- 0	3- 0				
5- 1	0- 0	0- 0	AWAY	0- 0	0- 0	5- 1				
0- 0	0- 0	0- 0	NEUTRAL	0- 0	0- 0	0- 0				

RPI 1-25				RPI 26-50				RPI 51-100 Team's RPI: 87				RPI 101+			
RPI	S	Opponent	Score	RPI	S	Opponent	Score	RPI	S	Opponent	Score	RPI	S	Opponent	Score
8	A	Marquette	61 102					54	N	Boise St.	60 61	115	H	Creighton	65 55
10	A	Iowa	57 83					59	A	Kansas St.	62 72	123	A	IUPUI	53 40
22	H	Drake	64 88					63	H	Missouri St.	58 63	149	H	Delaware	79 67
								96	A	Northern Ill.	59 70	155	A	Bradley	81 78
												162	H	Southern Ill.	65 53
												172	A	Indiana St.	71 51
												190	A	Illinois St.	64 66
												226	H	North Dakota	64 60
												249	A	Loyola Chicago	71 65
												249	H	Loyola Chicago	64 52
												261	A	Long Beach St.	71 64
												293	A	Valparaiso	64 56
												293	H	Valparaiso	71 52
												314	H	Omaha	79 50
												335	A	Evansville	74 46
LAST 12 Division I GAMES:															
96	A	Northern Ill.	59 70	172	A	Indiana St.	71 51								
8	A	Marquette	61 102	335	A	Evansville	74 46								
293	A	Valparaiso	64 56	22	H	Drake	64 88								
249	A	Loyola Chicago	71 65	249	H	Loyola Chicago	64 52								
63	H	Missouri St.	58 63	293	H	Valparaiso	71 52								
162	H	Southern Ill.	65 53	155	A	Bradley	81 78								

Non-Div I Games: Minnesota St. 73 56

UNI

■ Loss,
 ■ Non-Conf,
 ■ S Site,
 ■ Home
 ■ Away
 N Neutral

Average RPI Win:	227	WON-LOST	WINNING	LAST 10	STRENGTH OF	OPP. STRENGTH	TEAM	ADJ.	CONF.	ADJ CONF.
Average RPI Loss:	125	RECORD	PCT. RANK	GAMES	SCHEDULE	OF SCHEDULE	RPI	RPI	RPI	RPI
DIV. I ONLY	8- 15	255	0- 1	86	167	199	199	14	14	
DIV. I NON-CONF.	2- 9	297	0- 1	69	200	267	267	13	13	
TOTALS	RPI 1-25	RPI 26-50	W-L RECORDS	RPI 51-100	RPI 101-150	RPI 150+				
8- 15	0- 1	0- 2	OVERALL	1- 5	0- 2	7- 5				
6- 6	0- 1	0- 1	HOME	1- 3	0- 0	5- 1				
2- 9	0- 0	0- 1	AWAY	0- 2	0- 2	2- 4				
0- 0	0- 0	0- 0	NEUTRAL	0- 0	0- 0	0- 0				
2- 9	0- 1	0- 1	NON-CONFERENCE	0- 3	0- 1	2- 3				
2- 5	0- 1	0- 1	HOME	0- 2	0- 0	2- 1				
0- 4	0- 0	0- 0	AWAY	0- 1	0- 1	0- 2				
0- 0	0- 0	0- 0	NEUTRAL	0- 0	0- 0	0- 0				
6- 6	0- 0	0- 1	CONFERENCE	1- 2	0- 1	5- 2				
4- 1	0- 0	0- 0	HOME	1- 1	0- 0	3- 0				
2- 5	0- 0	0- 1	AWAY	0- 1	0- 1	2- 2				
0- 0	0- 0	0- 0	NEUTRAL	0- 0	0- 0	0- 0				

RPI 1-25				RPI 26-50				RPI 51-100				RPI 101+ Team's RPI: 199			
RPI	S	Opponent	Score	RPI	S	Opponent	Score	RPI	S	Opponent	Score	RPI	S	Opponent	Score
13	H	Gonzaga	59 70	47	A	Wyoming	62 90	51	H	Middle Tenn.	62 66	111	A	Fresno St.	55 73
				50	H	Southern California	72 86	52	A	New Mexico	77 80	139	A	Portland St.	49 58
								52	H	New Mexico	66 57	164	A	UC Irvine	55 57
								54	H	Boise St.	57 64	201	H	San Diego St.	71 57
								76	H	Wright St.	52 68	211	H	Florida	56 53
								77	A	Duke	38 66	213	H	Utah St.	77 56
												236	A	Nevada	62 70
												241	H	Hawaii	61 66
												257	A	Colorado St.	49 52
												263	A	Air Force	62 47
												263	H	Air Force	66 56
												296	H	UC Santa Barbara	69 51
												305	A	South Carolina St.	49 58
												317	A	San Jose St.	53 43
LAST 12 Division I GAMES:															
305	A	South Carolina St.	49 58	213	H	Utah St.	77 56								
211	H	Florida	56 53	236	A	Nevada	62 70								
51	H	Middle Tenn.	62 66	201	H	San Diego St.	71 57								
263	A	Air Force	62 47	52	A	New Mexico	77 80								
111	A	Fresno St.	55 73	317	A	San Jose St.	53 43								
54	H	Boise St.	57 64	263	H	Air Force	66 56								

Non-Div I Games:

UNLV

■ Loss,
■ Non-Conf,
■ S Site,
■ H Home
■ A Away
N Neutral

USC Upstate

Through Games Of Feb. 13, 2019

Average RPI Win:	318	WON-LOST	WINNING	LAST 10	STRENGTH OF	OPP. STRENGTH	TEAM	ADJ.	CONF.	ADJ CONF.
Average RPI Loss:	232	RECORD	PCT. RANK	GAMES	SCHEDULE	OF SCHEDULE	RPI	RPI	RPI	RPI
DIV. I ONLY	3- 17	330	0- 1	343	328	343	343	28	28	
DIV. I NON-CONF.	1- 7	319	0- 0	325	333	338	338	29	29	
TOTALS	RPI 1-25	RPI 26-50	W-L RECORDS	RPI 51-100	RPI 101-150	RPI 150+				
3- 17	0- 0	0- 0	OVERALL	0- 3	0- 1	3- 13				
1- 4	0- 0	0- 0	HOME	0- 1	0- 1	1- 2				
2- 13	0- 0	0- 0	AWAY	0- 2	0- 0	2- 11				
0- 0	0- 0	0- 0	NEUTRAL	0- 0	0- 0	0- 0				
1- 7	0- 0	0- 0	NON-CONFERENCE	0- 2	0- 0	1- 5				
0- 0	0- 0	0- 0	HOME	0- 0	0- 0	0- 0				
1- 7	0- 0	0- 0	AWAY	0- 2	0- 0	1- 5				
0- 0	0- 0	0- 0	NEUTRAL	0- 0	0- 0	0- 0				
2- 10	0- 0	0- 0	CONFERENCE	0- 1	0- 1	2- 8				
1- 4	0- 0	0- 0	HOME	0- 1	0- 1	1- 2				
1- 6	0- 0	0- 0	AWAY	0- 0	0- 0	1- 6				
0- 0	0- 0	0- 0	NEUTRAL	0- 0	0- 0	0- 0				

RPI 1-25				RPI 26-50				RPI 51-100				RPI 101+				Team's RPI: 343	
RPI	S	Opponent	Score	RPI	S	Opponent	Score	RPI	S	Opponent	Score	RPI	S	Opponent	Score		
								70	A	Virginia Tech	45 96	128	H	High Point	61 87		
								93	H	Radford	41 82	181	A	Hampton	43 67		
								98	A	Nebraska	64 87	197	H	UNC Asheville	86 93		
												204	A	East Carolina	53 63		
												221	A	Furman	67 78		
												237	A	Campbell	41 61		
												247	A	Gardner-Webb	72 92		
												273	A	Winthrop	76 50		
												305	A	South Carolina St.	66 71		
												314	A	Omaha	69 96		
												319	A	Charleston So.	62 74		
												319	H	Charleston So.	75 78		
												334	A	Presbyterian	54 70		
												338	A	Western Caro.	64 68		
												340	A	Longwood	58 80		
												340	H	Longwood	72 67		
												341	A	N.C. Central	82 63		
LAST 12 Division I GAMES:																	
340	A	Longwood	58 80	247	A	Gardner-Webb	72 92										
319	A	Charleston So.	62 74	319	H	Charleston So.	75 78										
237	A	Campbell	41 61	197	H	UNC Asheville	86 93										
93	H	Radford	41 82	334	A	Presbyterian	54 70										
181	A	Hampton	43 67	273	A	Winthrop	76 50										
340	H	Longwood	72 67	128	H	High Point	61 87										

Non-Div I Games: Brevard 71 53 Converse 69 51 UNKNOWN 101 53

USC Upstate

Loss, Non-Conf, S Site, H Home A Away N Neutral

Average RPI Win:	213	WON-LOST	WINNING	LAST 10	STRENGTH OF	OPP. STRENGTH	TEAM	ADJ.	CONF.	ADJ CONF.
Average RPI Loss:	92	RECORD	PCT. RANK	GAMES	SCHEDULE	OF SCHEDULE	RPI	RPI	RPI	RPI
DIV. I ONLY	18- 5	33	1- 0	241	128	89	89	12	12	
DIV. I NON-CONF.	8- 3	72	0- 0	288	161	143	143	14	14	
TOTALS	RPI 1-25	RPI 26-50	W-L RECORDS	RPI 51-100	RPI 101-150	RPI 150+				
18- 5	0- 0	0- 1	OVERALL	0- 2	3- 1	15- 1				
8- 2	0- 0	0- 1	HOME	0- 1	1- 0	7- 0				
10- 3	0- 0	0- 0	AWAY	0- 1	2- 1	8- 1				
0- 0	0- 0	0- 0	NEUTRAL	0- 0	0- 0	0- 0				
8- 3	0- 0	0- 1	NON-CONFERENCE	0- 1	1- 1	7- 0				
3- 2	0- 0	0- 1	HOME	0- 1	0- 0	3- 0				
5- 1	0- 0	0- 0	AWAY	0- 0	1- 1	4- 0				
0- 0	0- 0	0- 0	NEUTRAL	0- 0	0- 0	0- 0				
10- 2	0- 0	0- 0	CONFERENCE	0- 1	2- 0	8- 1				
5- 0	0- 0	0- 0	HOME	0- 0	1- 0	4- 0				
5- 2	0- 0	0- 0	AWAY	0- 1	1- 0	4- 1				
0- 0	0- 0	0- 0	NEUTRAL	0- 0	0- 0	0- 0				

RPI S	Opponent	Score	RPI S	Opponent	Score	RPI S	Opponent	Score	RPI S	Opponent	Score
50	H Southern California	61 73	62	A Little Rock	65 68	101	A Houston	65 61	111	A Fresno St.	61 70
			85	H Arkansas	65 66	143	A Appalachian St.	72 65	143	H Appalachian St.	99 94
						154	A Georgia St.	48 50	154	H Georgia St.	69 45
						173	A Arkansas St.	100 73	174	A Oral Roberts	80 62
						182	H Texas St.	68 53	187	A Coastal Caro.	67 64
						187	H Coastal Caro.	79 53	206	A SMU	66 41
						219	H Grambling	78 54	242	A San Francisco	80 73
						251	A Louisiana	76 61	286	H Jackson St.	99 63
						290	A Ga. Southern	74 53	290	H Ga. Southern	81 48
						297	H UTSA	53 48	315	A Incarnate Word	97 49
LAST 12 Division I GAMES:											
143	A Appalachian St.	72 65	62	A Little Rock	65 68	173	A Arkansas St.	100 73	187	H Coastal Caro.	79 53
187	A Coastal Caro.	67 64	187	H Coastal Caro.	79 53	143	H Appalachian St.	99 94	290	A Ga. Southern	74 53
182	H Texas St.	68 53	143	H Appalachian St.	99 94	290	A Ga. Southern	74 53	154	H Georgia St.	69 45
251	A Louisiana	76 61	290	A Ga. Southern	74 53	154	A Georgia St.	48 50	290	H Ga. Southern	81 48
154	H Georgia St.	69 45	154	A Georgia St.	48 50						
290	H Ga. Southern	81 48									

Non-Div I Games:

UT Arlington

Average RPI Win:	251	WON-LOST	WINNING	LAST 10	STRENGTH OF	OPP. STRENGTH	TEAM	ADJ.	CONF.	ADJ CONF.
Average RPI Loss:	115	RECORD	PCT. RANK	GAMES	SCHEDULE	OF SCHEDULE	RPI	RPI	RPI	RPI
DIV. I ONLY	14- 7	82	0- 1	271	187	135	135	22	22	
DIV. I NON-CONF.	6- 3	91	0- 0	263	59	99	99	21	21	
TOTALS	RPI 1-25	RPI 26-50	W-L RECORDS	RPI 51-100	RPI 101-150	RPI 150+				
14- 7	0- 1	0- 0	OVERALL	0- 2	1- 3	13- 1				
9- 1	0- 0	0- 0	HOME	0- 0	0- 1	9- 0				
5- 6	0- 1	0- 0	AWAY	0- 2	1- 2	4- 1				
0- 0	0- 0	0- 0	NEUTRAL	0- 0	0- 0	0- 0				
6- 3	0- 1	0- 0	NON-CONFERENCE	0- 1	1- 1	5- 0				
4- 0	0- 0	0- 0	HOME	0- 0	0- 0	4- 0				
2- 3	0- 1	0- 0	AWAY	0- 1	1- 1	1- 0				
0- 0	0- 0	0- 0	NEUTRAL	0- 0	0- 0	0- 0				
8- 4	0- 0	0- 0	CONFERENCE	0- 1	0- 2	8- 1				
5- 1	0- 0	0- 0	HOME	0- 0	0- 1	5- 0				
3- 3	0- 0	0- 0	AWAY	0- 1	0- 1	3- 1				
0- 0	0- 0	0- 0	NEUTRAL	0- 0	0- 0	0- 0				

RPI 1-25				RPI 26-50				RPI 51-100				RPI 101+ Team's RPI: 135			
RPI	S	Opponent	Score	RPI	S	Opponent	Score	RPI	S	Opponent	Score	RPI	S	Opponent	Score
3	A	Louisville	62 102					68	A	Belmont	86 100	120	A	Morehead St.	75 85
								90	A	Northwestern	64 90	123	A	IUPUI	72 73
												132	H	Tennessee Tech	76 80
												141	A	Chattanooga	81 79
												162	H	Southern Ill.	95 94
												173	H	Arkansas St.	97 91
												203	H	Jacksonville St.	77 72
												222	A	Southeast Mo. St.	80 73
												256	H	SIUE	68 55
												270	H	Samford	89 68
												272	A	Eastern Ill.	71 77
												272	H	Eastern Ill.	90 66
												282	H	Murray St.	75 67
												288	H	Austin Peay	74 65
												289	A	Tennessee St.	73 61
												310	H	Mississippi Val.	110 51
												324	A	Lipscomb	62 53
												327	A	Eastern Ky.	87 61
LAST 12 Division I GAMES:															
132	H	Tennessee Tech	76 80	120	A	Morehead St.	75 85								
203	H	Jacksonville St.	77 72	327	A	Eastern Ky.	87 61								
68	A	Belmont	86 100	288	H	Austin Peay	74 65								
289	A	Tennessee St.	73 61	282	H	Murray St.	75 67								
256	H	SIUE	68 55	222	A	Southeast Mo. St.	80 73								
272	H	Eastern Ill.	90 66	272	A	Eastern Ill.	71 77								

Non-Div I Games: Ala.-Huntsville 100 69 Christian Bros. 108 82

UT Martin

Loss, Non-Conf, S Site, H Home A Away N Neutral

Average RPI Win:	294	WON-LOST	WINNING	LAST 10	STRENGTH OF	OPP. STRENGTH	TEAM	ADJ.	CONF.	ADJ CONF.
Average RPI Loss:	139	RECORD	PCT. RANK	GAMES	SCHEDULE	OF SCHEDULE	RPI	RPI	RPI	RPI
DIV. I ONLY	6- 18	301	1- 0	151	237	264	264	15	15	
DIV. I NON-CONF.	3- 10	278	0- 0	170	317	300	300	18	18	
TOTALS	RPI 1-25	RPI 26-50	W-L RECORDS	RPI 51-100	RPI 101-150	RPI 150+				
6- 18	0- 0	0- 1	OVERALL	0- 4	0- 6	6- 7				
2- 9	0- 0	0- 0	HOME	0- 1	0- 3	2- 5				
3- 8	0- 0	0- 1	AWAY	0- 3	0- 2	3- 2				
1- 1	0- 0	0- 0	NEUTRAL	0- 0	0- 1	1- 0				
3- 10	0- 0	0- 0	NON-CONFERENCE	0- 2	0- 3	3- 5				
2- 5	0- 0	0- 0	HOME	0- 0	0- 1	2- 4				
0- 4	0- 0	0- 0	AWAY	0- 2	0- 1	0- 1				
1- 1	0- 0	0- 0	NEUTRAL	0- 0	0- 1	1- 0				
3- 8	0- 0	0- 1	CONFERENCE	0- 2	0- 3	3- 2				
0- 4	0- 0	0- 0	HOME	0- 1	0- 2	0- 1				
3- 4	0- 0	0- 1	AWAY	0- 1	0- 1	3- 1				
0- 0	0- 0	0- 0	NEUTRAL	0- 0	0- 0	0- 0				

RPI 1-25			RPI 26-50			RPI 51-100			RPI 101+			Team's RPI: 264			
RPI	S	Opponent	Score	RPI	S	Opponent	Score	RPI	S	Opponent	Score	RPI	S	Opponent	Score
				30	A	Rice	42 76	51	H	Middle Tenn.	49 79	125	H	UAB	48 74
								52	A	New Mexico	51 69	127	H	Western Ky.	61 64
								71	A	Old Dominion	59 78	139	H	Portland St.	61 89
								79	A	Arizona	40 62	142	N	Akron	57 64
												147	A	Tulsa	45 66
												150	A	Charlotte	39 62
												159	H	Abilene Christian	69 70
												168	H	New Mexico St.	65 69
												171	A	North Texas	51 70
												173	H	Arkansas St.	66 67
												179	H	Nicholls St.	56 58
												220	N	Western Ill.	84 72
												225	H	Marshall	60 63
												275	H	CSU Bakersfield	53 47
												294	A	Fla. Atlantic	70 44
												297	A	UTSA	73 60
												318	A	Weber St.	63 68
												325	A	FIU	60 55
												350	H	Alcorn	77 51
LAST 12 Division I GAMES:															
325	A	FIU	60	55	51	H	Middle Tenn.	49	79	125	H	UAB	48	74	
294	A	Fla. Atlantic	70	44	30	A	Rice	42	76	127	H	Western Ky.	61	64	
127	H	Western Ky.	61	64	71	A	Old Dominion	59	78	139	H	Portland St.	61	89	
225	H	Marshall	60	63	79	A	Arizona	40	62	142	N	Akron	57	64	
150	A	Charlotte	39	62						147	A	Tulsa	45	66	
71	A	Old Dominion	59	78						150	A	Charlotte	39	62	

Non-Div I Games:

UTEP

Average RPI Win: 285	WON-LOST	WINNING	LAST 10	STRENGTH OF	OPP. STRENGTH	TEAM	ADJ.	CONF.	ADJ CONF.
Average RPI Loss: 175	RECORD	PCT. RANK	GAMES	SCHEDULE	OF SCHEDULE	RPI	RPI	RPI	RPI
DIV. I ONLY	11- 10	153	1- 0	298	299	223	223	30	30
DIV. I NON-CONF.	4- 7	228	0- 0	160	176	210	210	30	30
TOTALS	RPI 1-25	RPI 26-50	W-L RECORDS	RPI 51-100	RPI 101-150	RPI 150+			
11- 10	0- 2	0- 1	OVERALL	0- 0	0- 0	11- 7			
6- 4	0- 0	0- 1	HOME	0- 0	0- 0	6- 3			
5- 6	0- 2	0- 0	AWAY	0- 0	0- 0	5- 4			
0- 0	0- 0	0- 0	NEUTRAL	0- 0	0- 0	0- 0			
4- 7	0- 2	0- 1	NON-CONFERENCE	0- 0	0- 0	4- 4			
2- 3	0- 0	0- 1	HOME	0- 0	0- 0	2- 2			
2- 4	0- 2	0- 0	AWAY	0- 0	0- 0	2- 2			
0- 0	0- 0	0- 0	NEUTRAL	0- 0	0- 0	0- 0			
7- 3	0- 0	0- 0	CONFERENCE	0- 0	0- 0	7- 3			
4- 1	0- 0	0- 0	HOME	0- 0	0- 0	4- 1			
3- 2	0- 0	0- 0	AWAY	0- 0	0- 0	3- 2			
0- 0	0- 0	0- 0	NEUTRAL	0- 0	0- 0	0- 0			

RPI 1-25				RPI 26-50				RPI 51-100				RPI 101+ Team's RPI: 223			
RPI	S	Opponent	Score	RPI	S	Opponent	Score	RPI	S	Opponent	Score	RPI	S	Opponent	Score
2	A	Baylor	37 98	26	H	Texas	66 81					168	A	New Mexico St.	63 71
21	A	Texas A&M	61 84									200	H	Prairie View	57 50
												202	A	Massachusetts	70 74
												212	H	Texas Southern	55 69
												239	A	UMKC	75 56
												251	H	Louisiana	75 60
												262	H	California Baptist	60 56
												267	A	A&M-Corpus Christi	70 57
												267	H	A&M-Corpus Christi	49 59
												275	A	CSU Bakersfield	63 68
												275	H	CSU Bakersfield	64 56
												280	A	Canisius	57 53
												283	H	Utah Valley	55 57
												297	A	UTSA	58 61
												337	A	Grand Canyon	66 50
												337	H	Grand Canyon	49 42
												342	H	Seattle U	69 56
												348	A	Chicago St.	71 55
LAST 12 Division I GAMES:															
275	H	CSU Bakersfield	64 56	283	H	Utah Valley	55 57								
337	H	Grand Canyon	49 42	337	A	Grand Canyon	66 50								
239	A	UMKC	75 56	275	A	CSU Bakersfield	63 68								
348	A	Chicago St.	71 55	262	H	California Baptist	60 56								
168	A	New Mexico St.	63 71	2	A	Baylor	37 98								
342	H	Seattle U	69 56	21	A	Texas A&M	61 84								

Non-Div I Games: Texas Lutheran 82 38 UNKNOWN 74 43

UTRGV

Loss, Non-Conf, S Site, H Home A Away N Neutral

Average RPI Win: 242	WON-LOST	WINNING	LAST 10	STRENGTH OF	OPP. STRENGTH	TEAM	ADJ.	CONF.	ADJ CONF.
Average RPI Loss: 160	RECORD	PCT. RANK	GAMES	SCHEDULE	OF SCHEDULE	RPI	RPI	RPI	RPI
DIV. I ONLY	4- 17	321	0- 1	179	179	297	297	15	15
DIV. I NON-CONF.	3- 7	256	0- 0	234	234	307	307	18	18
TOTALS	RPI 1-25	RPI 26-50	W-L RECORDS	RPI 51-100	RPI 101-150	RPI 150+			
4- 17	0- 0	0- 2	OVERALL	0- 3	0- 5	4- 7			
3- 8	0- 0	0- 0	HOME	0- 1	0- 3	3- 4			
1- 8	0- 0	0- 2	AWAY	0- 2	0- 2	1- 2			
0- 1	0- 0	0- 0	NEUTRAL	0- 0	0- 0	0- 1			
3- 7	0- 0	0- 1	NON-CONFERENCE	0- 1	0- 2	3- 3			
3- 3	0- 0	0- 0	HOME	0- 0	0- 1	3- 2			
0- 3	0- 0	0- 1	AWAY	0- 1	0- 1	0- 0			
0- 1	0- 0	0- 0	NEUTRAL	0- 0	0- 0	0- 1			
1- 10	0- 0	0- 1	CONFERENCE	0- 2	0- 3	1- 4			
0- 5	0- 0	0- 0	HOME	0- 1	0- 2	0- 2			
1- 5	0- 0	0- 1	AWAY	0- 1	0- 1	1- 2			
0- 0	0- 0	0- 0	NEUTRAL	0- 0	0- 0	0- 0			

RPI 1-25				RPI 26-50				RPI 51-100				RPI 101+				Team's RPI: 297
RPI	S	Opponent	Score	RPI	S	Opponent	Score	RPI	S	Opponent	Score	RPI	S	Opponent	Score	
				26	A	Texas	54 98	51	H	Middle Tenn.	52 72	119	A	Seton Hall	53 84	
				30	A	Rice	54 85	71	A	Old Dominion	47 72	123	H	IUPUI	50 58	
								89	A	UT Arlington	48 53	125	H	UAB	42 59	
												127	H	Western Ky.	62 81	
												150	A	Charlotte	54 66	
												171	A	North Texas	57 54	
												182	H	Texas St.	60 68	
												213	H	Utah St.	56 62	
												223	H	UTRGV	61 58	
												225	H	Marshall	72 79	
												255	H	San Diego	87 77	
												264	H	UTEP	60 73	
												294	A	Fla. Atlantic	70 86	
												309	N	UMBC	58 72	
												318	H	Weber St.	66 59	
												325	A	FIU	40 51	
LAST 12 Division I GAMES:																
				294	A	Fla. Atlantic	70 86	125	H	UAB	42 59					
				325	A	FIU	40 51	51	H	Middle Tenn.	52 72					
				225	H	Marshall	72 79	171	A	North Texas	57 54					
				127	H	Western Ky.	62 81	30	A	Rice	54 85					
				71	A	Old Dominion	47 72	264	H	UTEP	60 73					
				150	A	Charlotte	54 66	89	A	UT Arlington	48 53					

Non-Div I Games: Concordia (TX) 78 51 Tex. A&M-Kingsville 86 55

UTSA

Loss, Non-Conf, S Site, H Home A Away N Neutral

Utah

Through Games Of Feb. 13, 2019

Average RPI Win:	168	WON-LOST	WINNING	LAST 10	STRENGTH OF	OPP. STRENGTH	TEAM	ADJ.	CONF.	ADJ CONF.
Average RPI Loss:	28	RECORD	PCT. RANK	GAMES	SCHEDULE	OF SCHEDULE	RPI	RPI	RPI	RPI
DIV. I ONLY	18- 5	33	1- 0	125	34	49	49	2	2	
DIV. I NON-CONF.	11- 0	1	1- 0	317	160	64	64	2	2	
TOTALS	RPI 1-25	RPI 26-50	W-L RECORDS	RPI 51-100	RPI 101-150	RPI 150+				
18- 5	1- 2	2- 3	OVERALL	1- 0	6- 0	8- 0				
11- 3	1- 1	2- 2	HOME	1- 0	3- 0	4- 0				
5- 2	0- 1	0- 1	AWAY	0- 0	3- 0	2- 0				
2- 0	0- 0	0- 0	NEUTRAL	0- 0	0- 0	2- 0				
11- 0	0- 0	1- 0	NON-CONFERENCE	0- 0	2- 0	8- 0				
7- 0	0- 0	1- 0	HOME	0- 0	2- 0	4- 0				
2- 0	0- 0	0- 0	AWAY	0- 0	0- 0	2- 0				
2- 0	0- 0	0- 0	NEUTRAL	0- 0	0- 0	2- 0				
7- 5	1- 2	1- 3	CONFERENCE	1- 0	4- 0	0- 0				
4- 3	1- 1	1- 2	HOME	1- 0	1- 0	0- 0				
3- 2	0- 1	0- 1	AWAY	0- 0	3- 0	0- 0				
0- 0	0- 0	0- 0	NEUTRAL	0- 0	0- 0	0- 0				

RPI 1-25				RPI 26-50				Team's RPI: 49	RPI 51-100				RPI 101+			
RPI	S	Opponent	Score	RPI	S	Opponent	Score		RPI	S	Opponent	Score	RPI	S	Opponent	Score
4	A	Oregon	65 87	29	A	Oregon St.	63 71		79	H	Arizona	80 64	102	H	Idaho St.	74 60
5	H	Stanford	75 68	36	H	California	87 74						122	A	Washington St.	72 68
18	H	Arizona St.	63 65	38	H	BYU	78 67						133	H	Alabama	72 62
				39	H	UCLA	90 100						140	A	Colorado	76 61
				50	H	Southern California	80 84						140	H	Colorado	78 59
													144	A	Washington	58 43
													196	A	Eastern Wash.	95 51
													211	N	Florida	74 58
													236	A	Nevada	74 52
													241	N	Hawaii	73 48
													261	H	Long Beach St.	82 59
													283	H	Utah Valley	85 47
													318	H	Weber St.	77 56
													342	H	Seattle U	89 62
LAST 12 Division I GAMES:																
241	N	Hawaii	73 48	36	H	California	87 74									
39	H	UCLA	90 100	140	H	Colorado	78 59									
50	H	Southern California	80 84	144	A	Washington	58 43									
29	A	Oregon St.	63 71	122	A	Washington St.	72 68									
4	A	Oregon	65 87	79	H	Arizona	80 64									
5	H	Stanford	75 68	18	H	Arizona St.	63 65									

Non-Div I Games:

Utah

■ Loss,
■ Non-Conf,
■ S Site,
■ H Home
■ A Away
N Neutral

Average RPI Win:	221	WON-LOST	WINNING	LAST 10	STRENGTH OF	OPP. STRENGTH	TEAM	ADJ.	CONF.	ADJ CONF.
Average RPI Loss:	130	RECORD	PCT. RANK	GAMES	SCHEDULE	OF SCHEDULE	RPI	RPI	RPI	RPI
DIV. I ONLY	9- 13	228	0- 1	224	89	213	213	14	14	
DIV. I NON-CONF.	4- 6	212	0- 0	188	29	198	198	13	13	
TOTALS	RPI 1-25	RPI 26-50	W-L RECORDS	RPI 51-100	RPI 101-150	RPI 150+				
9- 13	0- 1	1- 3	OVERALL	0- 1	1- 3	7- 5				
4- 6	0- 1	1- 1	HOME	0- 1	0- 1	3- 2				
5- 5	0- 0	0- 1	AWAY	0- 0	1- 1	4- 3				
0- 2	0- 0	0- 1	NEUTRAL	0- 0	0- 1	0- 0				
4- 6	0- 1	0- 2	NON-CONFERENCE	0- 0	1- 1	3- 2				
1- 3	0- 1	0- 1	HOME	0- 0	0- 0	1- 1				
3- 1	0- 0	0- 0	AWAY	0- 0	1- 0	2- 1				
0- 2	0- 0	0- 1	NEUTRAL	0- 0	0- 1	0- 0				
5- 7	0- 0	1- 1	CONFERENCE	0- 1	0- 2	4- 3				
3- 3	0- 0	1- 0	HOME	0- 1	0- 1	2- 1				
2- 4	0- 0	0- 1	AWAY	0- 0	0- 1	2- 2				
0- 0	0- 0	0- 0	NEUTRAL	0- 0	0- 0	0- 0				

RPI 1-25				RPI 26-50				RPI 51-100				RPI 101+ Team's RPI: 213			
RPI	S	Opponent	Score	RPI	S	Opponent	Score	RPI	S	Opponent	Score	RPI	S	Opponent	Score
4	H	Oregon	58 88	38	H	BYU	57 62	52	H	New Mexico	64 68	111	A	Fresno St.	59 70
				47	A	Wyoming	35 53					111	H	Fresno St.	53 64
				47	H	Wyoming	50 42					122	A	Washington St.	72 61
				50	N	Southern California	46 55					140	N	Colorado	68 78
												161	A	Portland	54 61
												171	A	North Texas	57 41
												199	A	UNLV	56 77
												201	H	San Diego St.	54 56
												236	H	Nevada	79 76
												257	A	Colorado St.	72 53
												261	H	Long Beach St.	48 50
												263	A	Air Force	48 44
												283	H	Utah Valley	67 62
												297	A	UTSA	62 56
												317	A	San Jose St.	59 68
												317	H	San Jose St.	82 49
LAST 12 Division I GAMES:															
				47	A	Wyoming	35 53	257	A	Colorado St.	72 53				
				201	H	San Diego St.	54 56	317	H	San Jose St.	82 49				
				111	H	Fresno St.	53 64	47	H	Wyoming	50 42				
				199	A	UNLV	56 77	111	A	Fresno St.	59 70				
				317	A	San Jose St.	59 68	263	A	Air Force	48 44				
				52	H	New Mexico	64 68	236	H	Nevada	79 76				

Non-Div I Games: Northern N.M. 106 35

Utah St.

■ Loss,
 ■ Non-Conf, S Site,
 ■ Home
 ■ Away
 N Neutral

Utah Valley

Through Games Of Feb. 13, 2019

Average RPI Win:	294	WON-LOST	WINNING	LAST 10	STRENGTH OF	OPP. STRENGTH	TEAM	ADJ.	CONF.	ADJ CONF.
Average RPI Loss:	175	RECORD	PCT. RANK	GAMES	SCHEDULE	OF SCHEDULE	RPI	RPI	RPI	RPI
DIV. I ONLY	9- 10	187	1- 0	339	287	283	283	30	30	
DIV. I NON-CONF.	3- 7	256	0- 0	266	191	303	303	30	30	
TOTALS	RPI 1-25	RPI 26-50	W-L RECORDS	RPI 51-100	RPI 101-150	RPI 150+				
9- 10	0- 0	0- 2	OVERALL	0- 0	0- 1	9- 7				
7- 3	0- 0	0- 1	HOME	0- 0	0- 0	7- 2				
2- 7	0- 0	0- 1	AWAY	0- 0	0- 1	2- 5				
0- 0	0- 0	0- 0	NEUTRAL	0- 0	0- 0	0- 0				
3- 7	0- 0	0- 2	NON-CONFERENCE	0- 0	0- 1	3- 4				
3- 2	0- 0	0- 1	HOME	0- 0	0- 0	3- 1				
0- 5	0- 0	0- 1	AWAY	0- 0	0- 1	0- 3				
0- 0	0- 0	0- 0	NEUTRAL	0- 0	0- 0	0- 0				
6- 3	0- 0	0- 0	CONFERENCE	0- 0	0- 0	6- 3				
4- 1	0- 0	0- 0	HOME	0- 0	0- 0	4- 1				
2- 2	0- 0	0- 0	AWAY	0- 0	0- 0	2- 2				
0- 0	0- 0	0- 0	NEUTRAL	0- 0	0- 0	0- 0				

RPI 1-25			RPI 26-50			RPI 51-100			RPI 101+ Team's RPI: 283		
RPI	S	Opponent	Score	RPI	S	Opponent	Score	RPI	S	Opponent	Score
				38	H	BYU	51 77	102	A	Idaho St.	68 80
				49	A	Utah	47 85	161	H	Portland	60 65
								166	H	UC Riverside	56 53
								168	A	New Mexico St.	52 58
								213	A	Utah St.	62 67
								223	A	UTRGV	57 55
								239	H	UMKC	64 68
								246	A	Cal St. Fullerton	55 56
								262	A	California Baptist	54 83
								268	A	Southern Utah	59 60
								275	H	CSU Bakersfield	78 70
								296	H	UC Santa Barbara	63 54
								318	H	Weber St.	65 59
								337	H	Grand Canyon	57 46
								342	A	Seattle U	58 55
								342	H	Seattle U	63 56
								348	H	Chicago St.	76 61
LAST 12 Division I GAMES:											
342	H	Seattle U	63 56	342	A	Seattle U	58 55				
262	A	California Baptist	54 83	275	H	CSU Bakersfield	78 70				
348	H	Chicago St.	76 61	337	H	Grand Canyon	57 46				
239	H	UMKC	64 68	246	A	Cal St. Fullerton	55 56				
168	A	New Mexico St.	52 58	166	H	UC Riverside	56 53				
223	A	UTRGV	57 55	318	H	Weber St.	65 59				

Non-Div I Games: Ottawa (AZ) 90 61 La Verne 86 79 Arizona Christian 76 68

Utah Valley

Loss, Non-Conf, S Site, H Home A Away N Neutral

VCU				STRENGTH OF SCHEDULE	OPP. STRENGTH OF SCHEDULE	TEAM RPI	ADJ. RPI	CONF. RPI	ADJ CONF. RPI
Average RPI Win:	219	WON-LOST RECORD	WINNING PCT. RANK						
Average RPI Loss:	100		LAST 10 GAMES						
DIV. I ONLY	18- 6	43	1- 0	263	124	103	103	17	17
DIV. I NON-CONF.	8- 5	119	0- 0	186	116	114	114	16	16
<hr/>									
TOTALS	RPI 1-25	RPI 26-50	W-L RECORDS	RPI 51-100	RPI 101-150	RPI 150+			
18- 6	0- 1	0- 0	OVERALL	1- 3	3- 1	14- 1			
10- 1	0- 0	0- 0	HOME	0- 1	2- 0	8- 0			
7- 4	0- 1	0- 0	AWAY	1- 2	1- 0	5- 1			
1- 1	0- 0	0- 0	NEUTRAL	0- 0	0- 1	1- 0			
8- 5	0- 1	0- 0	NON-CONFERENCE	1- 3	2- 1	5- 0			
4- 1	0- 0	0- 0	HOME	0- 1	2- 0	2- 0			
3- 3	0- 1	0- 0	AWAY	1- 2	0- 0	2- 0			
1- 1	0- 0	0- 0	NEUTRAL	0- 0	0- 1	1- 0			
10- 1	0- 0	0- 0	CONFERENCE	0- 0	1- 0	9- 1			
6- 0	0- 0	0- 0	HOME	0- 0	0- 0	6- 0			
4- 1	0- 0	0- 0	AWAY	0- 0	1- 0	3- 1			
0- 0	0- 0	0- 0	NEUTRAL	0- 0	0- 0	0- 0			

RPI 1-25				RPI 26-50				RPI 51-100				RPI 101+ Team's RPI: 103			
RPI	S	Opponent	Score	RPI	S	Opponent	Score	RPI	S	Opponent	Score	RPI	S	Opponent	Score
24	A	North Carolina	47 59					71	A	Old Dominion	57 60	107	H	UNCW	58 47
								82	A	Cincinnati	54 66	117	H	Wake Forest	53 40
								92	A	Georgetown	47 45	121	A	Fordham	47 44
								93	H	Radford	49 54	123	N	IUPUI	61 63
												165	A	William & Mary	72 55
												183	H	Saint Louis	57 47
												202	H	Massachusetts	52 48
												209	A	George Washington	48 57
												218	A	N.C. A&T	54 48
												229	H	Rhode Island	74 39
												230	A	St. Bonaventure	59 50
												240	A	Saint Joseph's	65 47
												240	H	Saint Joseph's	59 40
												258	A	Richmond	68 43
												258	H	Richmond	58 37
												285	H	La Salle	68 38
												318	N	Weber St.	64 36
												340	H	Longwood	84 55
												346	H	Delaware St.	97 55
<hr/>															
LAST 12 Division I GAMES:															
258	H	Richmond	58 37	229	H	Rhode Island	74 39								
230	A	St. Bonaventure	59 50	121	A	Fordham	47 44								
240	A	Saint Joseph's	65 47	258	A	Richmond	68 43								
202	H	Massachusetts	52 48	285	H	La Salle	68 38								
183	H	Saint Louis	57 47	240	H	Saint Joseph's	59 40								
209	A	George Washington	48 57	346	H	Delaware St.	97 55								

Non-Div I Games:

VCU

■ Loss,
 ■ Non-Conf, S Site,
 ■ Home
 ■ Away
 N Neutral

Valparaiso

Through Games Of Feb. 13, 2019

Average RPI Win:	284	WON-LOST	WINNING	LAST 10	STRENGTH OF	OPP. STRENGTH	TEAM	ADJ.	CONF.	ADJ CONF.
Average RPI Loss:	152	RECORD	PCT. RANK	GAMES	SCHEDULE	OF SCHEDULE	RPI	RPI	RPI	RPI
DIV. I ONLY	6- 17	296	0- 1	233	208	293	293	13	13	
DIV. I NON-CONF.	4- 8	241	0- 0	327	311	319	319	15	15	
TOTALS	RPI 1-25	RPI 26-50	W-L RECORDS	RPI 51-100	RPI 101-150	RPI 150+				
6- 17	0- 2	0- 0	OVERALL	0- 5	0- 1	6- 9				
3- 9	0- 1	0- 0	HOME	0- 3	0- 0	3- 5				
2- 8	0- 1	0- 0	AWAY	0- 2	0- 1	2- 4				
1- 0	0- 0	0- 0	NEUTRAL	0- 0	0- 0	1- 0				
4- 8	0- 0	0- 0	NON-CONFERENCE	0- 2	0- 1	4- 5				
1- 5	0- 0	0- 0	HOME	0- 2	0- 0	1- 3				
2- 3	0- 0	0- 0	AWAY	0- 0	0- 1	2- 2				
1- 0	0- 0	0- 0	NEUTRAL	0- 0	0- 0	1- 0				
2- 9	0- 2	0- 0	CONFERENCE	0- 3	0- 0	2- 4				
2- 4	0- 1	0- 0	HOME	0- 1	0- 0	2- 2				
0- 5	0- 1	0- 0	AWAY	0- 2	0- 0	0- 2				
0- 0	0- 0	0- 0	NEUTRAL	0- 0	0- 0	0- 0				

RPI 1-25				RPI 26-50				RPI 51-100				RPI 101+ Team's RPI: 293			
RPI	S	Opponent	Score	RPI	S	Opponent	Score	RPI	S	Opponent	Score	RPI	S	Opponent	Score
22	A	Drake	53 84					57	H	Miami (OH)	47 68	120	A	Morehead St.	62 68
22	H	Drake	62 88					63	A	Missouri St.	63 108	155	H	Bradley	76 73
								74	H	Toledo	59 65	162	A	Southern Ill.	65 87
								87	A	UNI	52 71	172	H	Indiana St.	82 86
								87	H	UNI	56 64	188	A	Illinois	54 73
												190	H	Illinois St.	67 70
												210	H	Bowling Green	72 79
												226	H	North Dakota	56 62
												249	A	Loyola Chicago	54 80
												259	N	St. Francis Brooklyn	78 76
												272	H	Eastern Ill.	62 60
												322	H	North Dakota St.	48 51
												332	A	UIC	65 75
												333	A	Purdue Fort Wayne	68 64
												335	H	Evansville	93 49
												348	A	Chicago St.	76 70
LAST 12 Division I GAMES:															
87	H	UNI	56 64	335	H	Evansville	93 49								
22	H	Drake	62 88	172	H	Indiana St.	82 86								
190	H	Illinois St.	67 70	22	A	Drake	53 84								
155	H	Bradley	76 73	87	A	UNI	52 71								
63	A	Missouri St.	63 108	249	A	Loyola Chicago	54 80								
162	A	Southern Ill.	65 87	210	H	Bowling Green	72 79								

Non-Div I Games:

Valparaiso

■ Loss,
 ■ Non-Conf,
 ■ S Site,
 ■ H Home
 ■ A Away
 N Neutral

Vanderbilt

Through Games Of Feb. 13, 2019

Average RPI Win:	260	WON-LOST	WINNING	LAST 10	STRENGTH OF	OPP. STRENGTH	TEAM	ADJ.	CONF.	ADJ CONF.
Average RPI Loss:	49	RECORD	PCT. RANK	GAMES	SCHEDULE	OF SCHEDULE	RPI	RPI	RPI	RPI
DIV. I ONLY	6- 17	296	0- 1	25	51	176	176	5	5	
DIV. I NON-CONF.	5- 8	224	0- 0	89	67	185	185	4	4	
TOTALS	RPI 1-25	RPI 26-50	W-L RECORDS	RPI 51-100	RPI 101-150	RPI 150+				
6- 17	0- 7	0- 3	OVERALL	0- 4	0- 3	6- 0				
5- 6	0- 1	0- 2	HOME	0- 1	0- 2	5- 0				
1- 8	0- 4	0- 1	AWAY	0- 3	0- 0	1- 0				
0- 3	0- 2	0- 0	NEUTRAL	0- 0	0- 1	0- 0				
5- 8	0- 3	0- 1	NON-CONFERENCE	0- 2	0- 2	5- 0				
4- 2	0- 0	0- 1	HOME	0- 0	0- 1	4- 0				
1- 3	0- 1	0- 0	AWAY	0- 2	0- 0	1- 0				
0- 3	0- 2	0- 0	NEUTRAL	0- 0	0- 1	0- 0				
1- 9	0- 4	0- 2	CONFERENCE	0- 2	0- 1	1- 0				
1- 4	0- 1	0- 1	HOME	0- 1	0- 1	1- 0				
0- 5	0- 3	0- 1	AWAY	0- 1	0- 0	0- 0				
0- 0	0- 0	0- 0	NEUTRAL	0- 0	0- 0	0- 0				

RPI S	Opponent	Score	RPI S	Opponent	Score	RPI S	Opponent	Score	RPI S	Opponent	Score	Team's RPI: 176
6 N	UConn	42 80	27 H	Central Mich.	57 66	51 A	Middle Tenn.	58 65	106 H	Georgia	64 71	
9 A	NC State	54 74	32 A	Missouri	46 69	59 A	Kansas St.	61 72	115 N	Creighton	55 75	
14 A	South Carolina	69 80	48 H	Auburn	70 72	61 H	Tennessee	65 82	138 H	North Ala.	71 74	
21 A	Texas A&M	53 69				85 A	Arkansas	62 83	186 A	Ball St.	60 43	
21 H	Texas A&M	43 50							195 H	Ole Miss	80 68	
23 N	Miami (FL)	65 90							270 H	Samford	77 52	
25 A	Kentucky	55 77							288 H	Austin Peay	99 70	
									289 H	Tennessee St.	89 63	
									334 H	Presbyterian	78 43	
LAST 12 Division I GAMES:												
32 A	Missouri	46 69	85 A	Arkansas	62 83	21 H	Texas A&M	43 50	106 H	Georgia	64 71	
61 H	Tennessee	65 82	25 A	Kentucky	55 77	270 H	Samford	77 52	115 N	Creighton	55 75	
21 A	Texas A&M	53 69	195 H	Ole Miss	80 68							
14 A	South Carolina	69 80	48 H	Auburn	70 72							

Non-Div I Games:

Vanderbilt

Loss, Non-Conf, S Site, H Home A Away N Neutral

Average RPI Win: 284	WON-LOST	WINNING	LAST 10	STRENGTH OF	OPP. STRENGTH	TEAM	ADJ.	CONF.	ADJ CONF.
Average RPI Loss: 165	RECORD	PCT. RANK	GAMES	SCHEDULE	OF SCHEDULE	RPI	RPI	RPI	RPI
DIV. I ONLY	9- 14	237	0- 1	252	293	266	266	23	23
DIV. I NON-CONF.	3- 8	267	0- 1	197	302	290	290	25	25
TOTALS	RPI 1-25	RPI 26-50	W-L RECORDS	RPI 51-100	RPI 101-150	RPI 150+			
9- 14	0- 0	0- 0	OVERALL	0- 4	0- 3	9- 7			
5- 7	0- 0	0- 0	HOME	0- 3	0- 0	5- 4			
4- 7	0- 0	0- 0	AWAY	0- 1	0- 3	4- 3			
0- 0	0- 0	0- 0	NEUTRAL	0- 0	0- 0	0- 0			
3- 8	0- 0	0- 0	NON-CONFERENCE	0- 2	0- 2	3- 4			
2- 5	0- 0	0- 0	HOME	0- 2	0- 0	2- 3			
1- 3	0- 0	0- 0	AWAY	0- 0	0- 2	1- 1			
0- 0	0- 0	0- 0	NEUTRAL	0- 0	0- 0	0- 0			
6- 6	0- 0	0- 0	CONFERENCE	0- 2	0- 1	6- 3			
3- 2	0- 0	0- 0	HOME	0- 1	0- 0	3- 1			
3- 4	0- 0	0- 0	AWAY	0- 1	0- 1	3- 2			
0- 0	0- 0	0- 0	NEUTRAL	0- 0	0- 0	0- 0			

RPI S	Opponent	Score	RPI S	Opponent	Score	RPI S	Opponent	Score	RPI S	Opponent	Score	Team's RPI: 266
						72	A Maine	45 66	105	A Hartford	32 61	
						72	H Maine	51 63	131	A Kansas	36 77	
						75	H Yale	55 58	146	A South Fla.	55 102	
						78	H Drexel	44 60	160	H Stony Brook	61 67	
									178	H Rider	54 49	
									198	H Dartmouth	42 66	
									205	H Holy Cross	40 65	
									229	H Rhode Island	58 61	
									231	A Albany (NY)	40 65	
									231	H Albany (NY)	52 39	
									253	A Binghamton	58 57	
									280	A Canisius	46 67	
									308	H Wagner	56 54	
									309	A UMBC	58 44	
									311	A NJIT	71 63	
									320	A New Hampshire	51 50	
									320	H New Hampshire	69 60	
									323	A UMass Lowell	51 54	
									323	H UMass Lowell	52 42	
LAST 12 Division I GAMES:												
			78	H Drexel	44 60		309	A UMBC	58 44			
			320	A New Hampshire	51 50		253	A Binghamton	58 57			
			231	A Albany (NY)	40 65		320	H New Hampshire	69 60			
			72	A Maine	45 66		105	A Hartford	32 61			
			323	H UMass Lowell	52 42		72	H Maine	51 63			
			160	H Stony Brook	61 67		231	H Albany (NY)	52 39			

Non-Div I Games: Norwich 78 28

Vermont

■ Loss,
 ■ Non-Conf,
 ■ S Site,
 ■ H Home
 ■ A Away
 N Neutral

Average RPI Win:	145	WON-LOST	WINNING	LAST 10	STRENGTH OF	OPP. STRENGTH	TEAM	ADJ.	CONF.	ADJ CONF.
Average RPI Loss:	47	RECORD	PCT. RANK	GAMES	SCHEDULE	OF SCHEDULE	RPI	RPI	RPI	RPI
DIV. I ONLY	15- 9	104	0- 1	37	43	43	43	6	6	
DIV. I NON-CONF.	9- 2	43	0- 0	86	65	22	22	5	5	
TOTALS	RPI 1-25	RPI 26-50	W-L RECORDS	RPI 51-100	RPI 101-150	RPI 150+				
15- 9	0- 3	0- 3	OVERALL	2- 2	7- 1	6- 0				
8- 3	0- 1	0- 2	HOME	1- 0	4- 0	3- 0				
7- 5	0- 2	0- 1	AWAY	1- 1	3- 1	3- 0				
0- 1	0- 0	0- 0	NEUTRAL	0- 1	0- 0	0- 0				
9- 2	0- 1	0- 0	NON-CONFERENCE	2- 1	2- 0	5- 0				
5- 0	0- 0	0- 0	HOME	1- 0	2- 0	2- 0				
4- 1	0- 1	0- 0	AWAY	1- 0	0- 0	3- 0				
0- 1	0- 0	0- 0	NEUTRAL	0- 1	0- 0	0- 0				
6- 7	0- 2	0- 3	CONFERENCE	0- 1	5- 1	1- 0				
3- 3	0- 1	0- 2	HOME	0- 0	2- 0	1- 0				
3- 4	0- 1	0- 1	AWAY	0- 1	3- 1	0- 0				
0- 0	0- 0	0- 0	NEUTRAL	0- 0	0- 0	0- 0				

RPI 1-25				RPI 26-50				Team's RPI: 43	RPI 51-100				RPI 101+			
RPI	S	Opponent	Score	RPI	S	Opponent	Score		RPI	S	Opponent	Score	RPI	S	Opponent	Score
8	A	Marquette	55 93	34	A	DePaul	70 93		69	A	Penn	58 50	105	H	Hartford	59 41
8	H	Marquette	55 91	34	H	DePaul	59 66		70	N	Virginia Tech	59 61	106	H	Georgia	62 56
16	A	UCF	56 71	46	H	Butler	55 63		92	A	Georgetown	63 68	109	A	St. John's (NY)	73 57
									95	H	Princeton	67 46	115	A	Creighton	54 52
													115	H	Creighton	67 62
													118	A	Providence	61 67
													118	H	Providence	53 33
													119	A	Seton Hall	70 66
													151	A	Lehigh	70 48
													169	H	Temple	76 68
													170	H	Xavier	75 71
													209	A	George Washington	60 45
													240	A	Saint Joseph's	47 35
													285	H	La Salle	81 68
LAST 12 Division I GAMES:																
8	A	Marquette	55 93	92	A	Georgetown	63 68									
34	A	DePaul	70 93	69	A	Penn	58 50									
115	H	Creighton	67 62	34	H	DePaul	59 66									
118	H	Providence	53 33	8	H	Marquette	55 91									
109	A	St. John's (NY)	73 57	118	A	Providence	61 67									
119	A	Seton Hall	70 66	115	A	Creighton	54 52									

Non-Div I Games:

Villanova

Average RPI Win:	139	WON-LOST	WINNING	LAST 10	STRENGTH OF	OPP. STRENGTH	TEAM	ADJ.	CONF.	ADJ CONF.
Average RPI Loss:	52	RECORD	PCT. RANK	GAMES	SCHEDULE	OF SCHEDULE	RPI	RPI	RPI	RPI
DIV. I ONLY	10- 14	223	1- 0	7	18	94	94	1	1	
DIV. I NON-CONF.	6- 7	172	0- 0	29	57	113	113	1	1	
TOTALS	RPI 1-25	RPI 26-50	W-L RECORDS	RPI 51-100	RPI 101-150	RPI 150+				
10- 14	0- 8	0- 1	OVERALL	4- 2	4- 2	2- 1				
7- 7	0- 3	0- 1	HOME	3- 1	2- 1	2- 1				
2- 6	0- 5	0- 0	AWAY	1- 1	1- 0	0- 0				
1- 1	0- 0	0- 0	NEUTRAL	0- 0	1- 1	0- 0				
6- 7	0- 3	0- 1	NON-CONFERENCE	2- 1	2- 1	2- 1				
4- 4	0- 1	0- 1	HOME	1- 1	1- 0	2- 1				
1- 2	0- 2	0- 0	AWAY	1- 0	0- 0	0- 0				
1- 1	0- 0	0- 0	NEUTRAL	0- 0	1- 1	0- 0				
4- 7	0- 5	0- 0	CONFERENCE	2- 1	2- 1	0- 0				
3- 3	0- 2	0- 0	HOME	2- 0	1- 1	0- 0				
1- 4	0- 3	0- 0	AWAY	0- 1	1- 0	0- 0				
0- 0	0- 0	0- 0	NEUTRAL	0- 0	0- 0	0- 0				

RPI 1-25				RPI 26-50				RPI 51-100 Team's RPI: 94				RPI 101+			
RPI	S	Opponent	Score	RPI	S	Opponent	Score	RPI	S	Opponent	Score	RPI	S	Opponent	Score
3	A	Louisville	43 91	27	H	Central Mich.	61 74	58	A	Clemson	65 71	104	H	Boston College	79 77
7	H	Mississippi St.	44 72					70	H	Virginia Tech	62 58	117	H	Wake Forest	42 52
9	H	NC State	38 66					71	A	Old Dominion	73 67	130	A	Pittsburgh	74 57
12	A	Syracuse	68 72					77	H	Duke	53 47	133	N	Alabama	52 64
15	H	Florida St.	61 63					93	H	Radford	44 57	146	N	South Fla.	74 67
20	A	Michigan St.	66 91					97	H	American	57 54	150	H	Charlotte	65 61
23	A	Miami (FL)	59 72									183	H	Saint Louis	65 67
25	A	Kentucky	51 63									218	H	N.C. A&T	67 57
												328	H	Coppin St.	55 41
LAST 12 Division I GAMES:															
77	H	Duke	53 47	3	A	Louisville	43 91								
104	H	Boston College	79 77	9	H	NC State	38 66								
23	A	Miami (FL)	59 72	70	H	Virginia Tech	62 58								
12	A	Syracuse	68 72	58	A	Clemson	65 71								
117	H	Wake Forest	42 52	15	H	Florida St.	61 63								
130	A	Pittsburgh	74 57	150	H	Charlotte	65 61								

Non-Div I Games:

Virginia

■ Loss,
 ■ Non-Conf, S Site,
 ■ Home
 ■ Away
 N Neutral

Average RPI Win:	180	WON-LOST	WINNING	LAST 10	STRENGTH OF	OPP. STRENGTH	TEAM	ADJ.	CONF.	ADJ CONF.
Average RPI Loss:	23	RECORD	PCT. RANK	GAMES	SCHEDULE	OF SCHEDULE	RPI	RPI	RPI	RPI
DIV. I ONLY	15- 8	90	0- 1	62	25	70	70	1	1	
DIV. I NON-CONF.	13- 0	1	0- 0	253	143	33	33	1	1	
TOTALS	RPI 1-25	RPI 26-50	W-L RECORDS	RPI 51-100	RPI 101-150	RPI 150+				
15- 8	1- 7	1- 0	OVERALL	1- 1	5- 0	7- 0				
8- 5	1- 5	0- 0	HOME	1- 0	1- 0	5- 0				
3- 3	0- 2	0- 0	AWAY	0- 1	2- 0	1- 0				
4- 0	0- 0	1- 0	NEUTRAL	0- 0	2- 0	1- 0				
13- 0	1- 0	1- 0	NON-CONFERENCE	1- 0	3- 0	7- 0				
8- 0	1- 0	0- 0	HOME	1- 0	1- 0	5- 0				
1- 0	0- 0	0- 0	AWAY	0- 0	0- 0	1- 0				
4- 0	0- 0	1- 0	NEUTRAL	0- 0	2- 0	1- 0				
2- 8	0- 7	0- 0	CONFERENCE	0- 1	2- 0	0- 0				
0- 5	0- 5	0- 0	HOME	0- 0	0- 0	0- 0				
2- 3	0- 2	0- 0	AWAY	0- 1	2- 0	0- 0				
0- 0	0- 0	0- 0	NEUTRAL	0- 0	0- 0	0- 0				

RPI 1-25				RPI 26-50				RPI 51-100				Team's RPI: 70		RPI 101+			
RPI	S	Opponent	Score	RPI	S	Opponent	Score	RPI	S	Opponent	Score		RPI	S	Opponent	Score	
1	H	Notre Dame	51 80	43	N	Villanova	61 59	93	H	Radford	55 44		104	A	Boston College	95 86	
3	H	Louisville	63 72					94	A	Virginia	58 62		107	N	Ohio St.	81 73	
9	A	NC State	61 70										114	N	Dayton	69 57	
12	H	Syracuse	73 75										130	A	Pittsburgh	74 58	
15	H	Florida St.	54 56										141	H	Chattanooga	74 59	
19	H	Rutgers	67 51										216	H	Monmouth	82 49	
23	A	Miami (FL)	61 68										243	A	Liberty	72 61	
24	H	North Carolina	69 81										258	N	Richmond	85 57	
													265	H	Mt. St. Mary's	83 51	
													290	H	Ga. Southern	78 49	
													340	H	Longwood	93 39	
													343	H	USC Upstate	96 45	
LAST 12 Division I GAMES:																	
3	H	Louisville	63 72	1	H	Notre Dame	51 80										
104	A	Boston College	95 86	94	A	Virginia	58 62										
130	A	Pittsburgh	74 58	12	H	Syracuse	73 75										
15	H	Florida St.	54 56	23	A	Miami (FL)	61 68										
24	H	North Carolina	69 81	340	H	Longwood	93 39										
9	A	NC State	61 70	107	N	Ohio St.	81 73										

Non-Div I Games:

Virginia Tech

■ Loss,
 ■ Non-Conf, S Site,
 ■ Home
 ■ Away
 N Neutral

Average RPI Win: 316	WON-LOST	WINNING	LAST 10	STRENGTH OF	OPP. STRENGTH	TEAM	ADJ.	CONF.	ADJ CONF.
Average RPI Loss: 221	RECORD	PCT. RANK	GAMES	SCHEDULE	OF SCHEDULE	RPI	RPI	RPI	RPI
DIV. I ONLY	7- 14	259	0- 1	314	350	308	308	31	31
DIV. I NON-CONF.	1- 9	326	0- 1	280	340	340	340	31	31
TOTALS	RPI 1-25	RPI 26-50	W-L RECORDS	RPI 51-100	RPI 101-150	RPI 150+			
7- 14	0- 0	0- 0	OVERALL	0- 1	0- 2	7- 11			
4- 4	0- 0	0- 0	HOME	0- 1	0- 0	4- 3			
3- 9	0- 0	0- 0	AWAY	0- 0	0- 2	3- 7			
0- 1	0- 0	0- 0	NEUTRAL	0- 0	0- 0	0- 1			
1- 9	0- 0	0- 0	NON-CONFERENCE	0- 1	0- 2	1- 6			
0- 3	0- 0	0- 0	HOME	0- 1	0- 0	0- 2			
1- 5	0- 0	0- 0	AWAY	0- 0	0- 2	1- 3			
0- 1	0- 0	0- 0	NEUTRAL	0- 0	0- 0	0- 1			
6- 5	0- 0	0- 0	CONFERENCE	0- 0	0- 0	6- 5			
4- 1	0- 0	0- 0	HOME	0- 0	0- 0	4- 1			
2- 4	0- 0	0- 0	AWAY	0- 0	0- 0	2- 4			
0- 0	0- 0	0- 0	NEUTRAL	0- 0	0- 0	0- 0			

RPI S	Opponent	Score	RPI S	Opponent	Score	RPI S	Opponent	Score	RPI S	Opponent	Score	Team's RPI: 308
						75	H Yale	41 74	119	A Seton Hall	40 95	
									121	A Fordham	59 80	
									160	A Stony Brook	45 70	
									215	A Robert Morris	46 69	
									217	A Saint Francis (PA)	70 107	
									224	A Sacred Heart	64 72	
									224	H Sacred Heart	68 80	
									259	A St. Francis Brooklyn	61 76	
									259	H St. Francis Brooklyn	87 85	
									265	H Mt. St. Mary's	92 76	
									266	A Vermont	54 56	
									277	N Siena	71 74	
									291	H Army West Point	46 61	
									300	A Central Conn. St.	75 63	
									321	H Lafayette	43 66	
									329	A Saint Peter's	57 69	
									340	A Longwood	86 60	
									344	H Fairleigh Dickinson	71 59	
									351	A LIU Brooklyn	66 62	
									351	H LIU Brooklyn	72 62	
LAST 12 Division I GAMES:												
277	N	Siena	71	74	224	A	Sacred Heart	64	72			
259	H	St. Francis Brooklyn	87	85	265	H	Mt. St. Mary's	92	76			
351	A	LIU Brooklyn	66	62	344	H	Fairleigh Dickinson	71	59			
351	H	LIU Brooklyn	72	62	224	H	Sacred Heart	68	80			
217	A	Saint Francis (PA)	70	107	300	A	Central Conn. St.	75	63			
215	A	Robert Morris	46	69	259	A	St. Francis Brooklyn	61	76			

Non-Div I Games: Staten Island 86 59

Wagner

Loss, Non-Conf, S Site, H Home A Away N Neutral

Wake Forest

Through Games Of Feb. 13, 2019

Average RPI Win:	167	WON-LOST	WINNING	LAST 10	STRENGTH OF	OPP. STRENGTH	TEAM	ADJ.	CONF.	ADJ CONF.
Average RPI Loss:	63	RECORD	PCT. RANK	GAMES	SCHEDULE	OF SCHEDULE	RPI	RPI	RPI	RPI
DIV. I ONLY	10- 14	223	0- 1	14	69	117	117	1	1	
DIV. I NON-CONF.	9- 4	85	0- 0	54	279	78	78	1	1	
TOTALS	RPI 1-25	RPI 26-50	W-L RECORDS	RPI 51-100	RPI 101-150	RPI 150+				
10- 14	0- 6	1- 2	OVERALL	1- 2	3- 2	5- 2				
7- 8	0- 3	1- 2	HOME	0- 1	2- 1	4- 1				
2- 6	0- 3	0- 0	AWAY	1- 1	1- 1	0- 1				
1- 0	0- 0	0- 0	NEUTRAL	0- 0	0- 0	1- 0				
9- 4	0- 0	1- 1	NON-CONFERENCE	0- 0	3- 1	5- 2				
7- 2	0- 0	1- 1	HOME	0- 0	2- 0	4- 1				
1- 2	0- 0	0- 0	AWAY	0- 0	1- 1	0- 1				
1- 0	0- 0	0- 0	NEUTRAL	0- 0	0- 0	1- 0				
1- 10	0- 6	0- 1	CONFERENCE	1- 2	0- 1	0- 0				
0- 6	0- 3	0- 1	HOME	0- 1	0- 1	0- 0				
1- 4	0- 3	0- 0	AWAY	1- 1	0- 0	0- 0				
0- 0	0- 0	0- 0	NEUTRAL	0- 0	0- 0	0- 0				

RPI S Opponent	Score	RPI S Opponent	Score	RPI S Opponent	Score	RPI S Opponent	Score	Team's RPI: 117
1 A Notre Dame	48 78	35 H James Madison	50 49	58 H Clemson	53 69	103 A VCU	40 53	
3 H Louisville	49 73	41 H Indiana	73 87	77 A Duke	52 66	104 H Boston College	64 65	
9 H NC State	50 59	44 H Georgia Tech	46 60	94 A Virginia	52 42	109 H St. John's (NY)	64 59	
15 A Florida St.	61 85					116 H Towson	60 53	
23 H Miami (FL)	57 72					150 A Charlotte	69 43	
24 A North Carolina	61 84					157 H Mercer	69 54	
						170 H Xavier	50 62	
						177 H UMES	78 67	
						204 A East Carolina	61 70	
						258 H Richmond	62 48	
						269 H Norfolk St.	63 61	
						305 N South Carolina St.	58 44	
LAST 12 Division I GAMES:								
44 H Georgia Tech	46 60	3 H Louisville	49 73					
58 H Clemson	53 69	24 A North Carolina	61 84					
15 A Florida St.	61 85	1 A Notre Dame	48 78					
9 H NC State	50 59	104 H Boston College	64 65					
94 A Virginia	52 42	23 H Miami (FL)	57 72					
77 A Duke	52 66	269 H Norfolk St.	63 61					

Non-Div I Games:

Wake Forest

■ Loss,
 ■ Non-Conf,
 ■ S Site,
 ■ H Home
 ■ A Away
 N Neutral

Average RPI Win:	191	WON-LOST	WINNING	LAST 10	STRENGTH OF	OPP. STRENGTH	TEAM	ADJ.	CONF.	ADJ CONF.
Average RPI Loss:	51	RECORD	PCT. RANK	GAMES	SCHEDULE	OF SCHEDULE	RPI	RPI	RPI	RPI
DIV. I ONLY	8- 16	259	0- 1	17	55	144	144	2	2	
DIV. I NON-CONF.	7- 5	132	0- 1	92	165	131	131	2	2	
TOTALS	RPI 1-25	RPI 26-50	W-L RECORDS	RPI 51-100	RPI 101-150	RPI 150+				
8- 16	0- 4	0- 6	OVERALL	1- 3	2- 3	5- 0				
6- 7	0- 2	0- 2	HOME	0- 2	2- 1	4- 0				
1- 7	0- 2	0- 4	AWAY	0- 0	0- 1	1- 0				
1- 2	0- 0	0- 0	NEUTRAL	1- 1	0- 1	0- 0				
7- 5	0- 1	0- 0	NON-CONFERENCE	1- 2	1- 2	5- 0				
5- 2	0- 1	0- 0	HOME	0- 1	1- 0	4- 0				
1- 1	0- 0	0- 0	AWAY	0- 0	0- 1	1- 0				
1- 2	0- 0	0- 0	NEUTRAL	1- 1	0- 1	0- 0				
1- 11	0- 3	0- 6	CONFERENCE	0- 1	1- 1	0- 0				
1- 5	0- 1	0- 2	HOME	0- 1	1- 1	0- 0				
0- 6	0- 2	0- 4	AWAY	0- 0	0- 0	0- 0				
0- 0	0- 0	0- 0	NEUTRAL	0- 0	0- 0	0- 0				

RPI	S	Opponent	Score	RPI	S	Opponent	Score	RPI	S	Opponent	Score	RPI	S	Opponent	Score	Team's RPI: 144
4	A	Oregon	71 84	29	A	Oregon St.	67 78	54	H	Boise St.	69 73	107	H	Ohio St.	69 59	
4	H	Oregon	57 76	29	H	Oregon St.	39 86	55	N	Michigan	73 80	121	N	Fordham	57 65	
5	A	Stanford	54 91	36	A	California	70 79	77	N	Duke	71 64	122	H	Washington St.	76 79	
7	H	Mississippi St.	56 103	39	A	UCLA	60 76	79	H	Arizona	59 69	129	A	Tulane	51 63	
				49	H	Utah	43 58					140	H	Colorado	68 58	
				50	A	Southern California	57 82					167	H	Montana	69 54	
LAST 12 Division I GAMES:																
				54	H	Boise St.	69 73	4	H	Oregon	57 76					
				55	N	Michigan	73 80	29	H	Oregon St.	39 86					
				121	N	Fordham	57 65	36	A	California	70 79					
				79	H	Arizona	59 69	5	A	Stanford	54 91					
				39	A	UCLA	60 76	49	H	Utah	43 58					
				50	A	Southern California	57 82	140	H	Colorado	68 58					

Non-Div I Games:

Washington

■ Loss,
 ■ Non-Conf,
 ■ S Site,
 ■ H Home
 ■ A Away
 N Neutral

Average RPI Win:	151	WON-LOST	WINNING	LAST 10	STRENGTH OF	OPP. STRENGTH	TEAM	ADJ.	CONF.	ADJ CONF.
Average RPI Loss:	57	RECORD	PCT. RANK	GAMES	SCHEDULE	OF SCHEDULE	RPI	RPI	RPI	RPI
DIV. I ONLY	8- 16	259	1- 0	8	32	122	122	2	2	
DIV. I NON-CONF.	5- 6	177	1- 0	78	119	170	170	2	2	
TOTALS	RPI 1-25	RPI 26-50	W-L RECORDS	RPI 51-100	RPI 101-150	RPI 150+				
8- 16	0- 5	0- 7	OVERALL	3- 1	2- 1	3- 2				
5- 7	0- 2	0- 3	HOME	3- 1	1- 0	1- 1				
1- 8	0- 3	0- 4	AWAY	0- 0	1- 0	0- 1				
2- 1	0- 0	0- 0	NEUTRAL	0- 0	0- 1	2- 0				
5- 6	0- 1	0- 1	NON-CONFERENCE	2- 1	0- 1	3- 2				
3- 3	0- 0	0- 1	HOME	2- 1	0- 0	1- 1				
0- 2	0- 1	0- 0	AWAY	0- 0	0- 0	0- 1				
2- 1	0- 0	0- 0	NEUTRAL	0- 0	0- 1	2- 0				
3- 10	0- 4	0- 6	CONFERENCE	1- 0	2- 0	0- 0				
2- 4	0- 2	0- 2	HOME	1- 0	1- 0	0- 0				
1- 6	0- 2	0- 4	AWAY	0- 0	1- 0	0- 0				
0- 0	0- 0	0- 0	NEUTRAL	0- 0	0- 0	0- 0				

RPI 1-25				RPI 26-50				RPI 51-100				RPI 101+ Team's RPI: 122			
RPI	S	Opponent	Score	RPI	S	Opponent	Score	RPI	S	Opponent	Score	RPI	S	Opponent	Score
4	A	Oregon	58 98	29	A	Oregon St.	69 76	54	H	Boise St.	95 71	131	N	Kansas	63 71
4	H	Oregon	64 79	29	H	Oregon St.	35 52	79	H	Arizona	90 88	140	H	Colorado	74 48
5	A	Stanford	64 85	36	A	California	63 77	91	H	UC Davis	62 75	144	A	Washington	79 76
13	A	Gonzaga	53 76	39	A	UCLA	56 83	98	H	Nebraska	87 84	156	A	CSUN	52 65
18	H	Arizona St.	46 61	45	H	Saint Mary's (CA)	64 70					203	N	Jacksonville St.	64 51
				49	H	Utah	68 72					213	H	Utah St.	61 72
				50	A	Southern California	73 81					242	H	San Francisco	91 61
												248	N	Wichita St.	85 59
LAST 12 Division I GAMES:															
		248 N	Wichita St.	85	59	29	H	Oregon St.	35	52					
		203 N	Jacksonville St.	64	51	4	H	Oregon	64	79					
		79	H	Arizona	90	88	5	A	Stanford	64	85				
		18	H	Arizona St.	46	61	36	A	California	63	77				
		50	A	Southern California	73	81	140	H	Colorado	74	48				
		39	A	UCLA	56	83	49	H	Utah	68	72				

Non-Div I Games:

Washington St.

■ Loss,
 ■ Non-Conf,
 ■ S Site,
 ■ H Home
 ■ A Away
 N Neutral

Average RPI Win:	237	WON-LOST	WINNING	LAST 10	STRENGTH OF	OPP. STRENGTH	TEAM	ADJ.	CONF.	ADJ CONF.
Average RPI Loss:	173	RECORD	PCT. RANK	GAMES	SCHEDULE	OF SCHEDULE	RPI	RPI	RPI	RPI
DIV. I ONLY	4- 18	322	0- 0	248	205	318	318	16	16	
DIV. I NON-CONF.	2- 7	288	0- 0	275	250	311	311	12	12	
TOTALS	RPI 1-25	RPI 26-50	W-L RECORDS	RPI 51-100	RPI 101-150	RPI 150+				
4- 18	0- 0	0- 1	OVERALL	1- 1	0- 6	3- 10				
2- 9	0- 0	0- 0	HOME	0- 1	0- 3	2- 5				
2- 8	0- 0	0- 1	AWAY	1- 0	0- 2	1- 5				
0- 1	0- 0	0- 0	NEUTRAL	0- 0	0- 1	0- 0				
2- 7	0- 0	0- 1	NON-CONFERENCE	0- 0	0- 2	2- 4				
1- 2	0- 0	0- 0	HOME	0- 0	0- 0	1- 2				
1- 4	0- 0	0- 1	AWAY	0- 0	0- 1	1- 2				
0- 1	0- 0	0- 0	NEUTRAL	0- 0	0- 1	0- 0				
2- 11	0- 0	0- 0	CONFERENCE	1- 1	0- 4	1- 6				
1- 7	0- 0	0- 0	HOME	0- 1	0- 3	1- 3				
1- 4	0- 0	0- 0	AWAY	1- 0	0- 1	0- 3				
0- 0	0- 0	0- 0	NEUTRAL	0- 0	0- 0	0- 0				

RPI 1-25				RPI 26-50				RPI 51-100				RPI 101+				Team's RPI: 318
RPI	S	Opponent	Score	RPI	S	Opponent	Score	RPI	S	Opponent	Score	RPI	S	Opponent	Score	
				49	A	Utah	56 77	88	H	Idaho	74 79	102	H	Idaho St.	57 70	
								100	A	Northern Colo.	55 54	103	N	VCU	36 64	
												124	A	Pepperdine	47 68	
												137	H	Montana St.	59 66	
												139	A	Portland St.	38 65	
												139	H	Portland St.	59 77	
												161	H	Portland	73 89	
												166	H	UC Riverside	39 71	
												167	H	Montana	60 72	
												196	H	Eastern Wash.	58 64	
												233	A	Sacramento St.	62 77	
												235	A	Northern Ariz.	64 74	
												235	H	Northern Ariz.	64 75	
												264	H	UTEP	68 63	
												268	A	Southern Utah	79 84	
												268	H	Southern Utah	67 66	
												283	A	Utah Valley	59 65	
												297	A	UTSA	59 66	
												315	A	Incarnate Word	72 64	
LAST 12 Division I GAMES:																
				235	H	Northern Ariz.	64 75					100	A	Northern Colo.	55 54	
				268	H	Southern Utah	67 66					139	H	Portland St.	59 77	
				233	A	Sacramento St.	62 77					102	H	Idaho St.	57 70	
				139	A	Portland St.	38 65					268	A	Southern Utah	79 84	
				167	H	Montana	60 72					235	A	Northern Ariz.	64 74	
				137	H	Montana St.	59 66					88	H	Idaho	74 79	

Non-Div I Games: La Verne 105 43

Weber St.

West Virginia

Through Games Of Feb. 13, 2019

Average RPI Win:	186	WON-LOST	WINNING	LAST 10	STRENGTH OF	OPP. STRENGTH	TEAM	ADJ.	CONF.	ADJ CONF.
Average RPI Loss:	20	RECORD	PCT. RANK	GAMES	SCHEDULE	OF SCHEDULE	RPI	RPI	RPI	RPI
DIV. I ONLY	17- 6	51	1- 0	136	26	65	65	3	3	
DIV. I NON-CONF.	9- 2	43	1- 0	342	124	190	190	3	3	
TOTALS	RPI 1-25	RPI 26-50	W-L RECORDS	RPI 51-100	RPI 101-150	RPI 150+				
17- 6	1- 3	1- 3	OVERALL	1- 0	6- 0	8- 0				
12- 2	1- 0	0- 2	HOME	1- 0	4- 0	6- 0				
4- 3	0- 2	1- 1	AWAY	0- 0	2- 0	1- 0				
1- 1	0- 1	0- 0	NEUTRAL	0- 0	0- 0	1- 0				
9- 2	0- 1	0- 1	NON-CONFERENCE	0- 0	2- 0	7- 0				
7- 1	0- 0	0- 1	HOME	0- 0	1- 0	6- 0				
1- 0	0- 0	0- 0	AWAY	0- 0	1- 0	0- 0				
1- 1	0- 1	0- 0	NEUTRAL	0- 0	0- 0	1- 0				
8- 4	1- 2	1- 2	CONFERENCE	1- 0	4- 0	1- 0				
5- 1	1- 0	0- 1	HOME	1- 0	3- 0	0- 0				
3- 3	0- 2	1- 1	AWAY	0- 0	1- 0	1- 0				
0- 0	0- 0	0- 0	NEUTRAL	0- 0	0- 0	0- 0				

RPI 1-25				RPI 26-50				RPI 51-100				Team's RPI: 65	RPI 101+			
RPI	S	Opponent	Score	RPI	S	Opponent	Score	RPI	S	Opponent	Score		RPI	S	Opponent	Score
2	A	Baylor	47 79	26	A	Texas	64 58	59	H	Kansas St.	60 30		113	H	Oklahoma St.	67 58
10	N	Iowa	81 84	26	H	Texas	58 70						116	H	Towson	90 43
11	A	Iowa St.	61 77	32	H	Missouri	51 68						130	A	Pittsburgh	77 43
11	H	Iowa St.	73 64	37	A	TCU	48 62						131	H	Kansas	71 50
LAST 12 Division I GAMES:																
327	N	Eastern Ky.	81 39	148	H	Texas Tech	68 65						148	H	Texas Tech	68 65
148	A	Texas Tech	75 72	2	A	Baylor	47 79						158	A	Oklahoma	66 55
11	A	Iowa St.	61 77	11	H	Iowa St.	73 64						113	H	Oklahoma St.	67 58
131	H	Kansas	71 50	26	A	Texas	64 58						113	H	Oklahoma St.	67 58
26	A	Texas	64 58	59	H	Kansas St.	60 30						26	H	Texas	58 70
59	H	Kansas St.	60 30													

Non-Div I Games:

West Virginia

■ Loss,
■ Non-Conf,
■ S Site,
■ H Home
■ A Away
N Neutral

Average RPI Win:	308	WON-LOST	WINNING	LAST 10	STRENGTH OF	OPP. STRENGTH	TEAM	ADJ.	CONF.	ADJ CONF.
Average RPI Loss:	209	RECORD	PCT. RANK	GAMES	SCHEDULE	OF SCHEDULE	RPI	RPI	RPI	RPI
DIV. I ONLY	2- 20	341	0- 1	222	340	338	338	27	27	
DIV. I NON-CONF.	2- 11	316	0- 0	152	346	306	306	24	24	
TOTALS	RPI 1-25	RPI 26-50	W-L RECORDS	RPI 51-100	RPI 101-150	RPI 150+				
2- 20	0- 1	0- 1	OVERALL	0- 0	0- 3	2- 15				
1- 8	0- 0	0- 0	HOME	0- 0	0- 0	1- 8				
1- 11	0- 1	0- 1	AWAY	0- 0	0- 2	1- 7				
0- 1	0- 0	0- 0	NEUTRAL	0- 0	0- 1	0- 0				
2- 11	0- 1	0- 1	NON-CONFERENCE	0- 0	0- 2	2- 7				
1- 4	0- 0	0- 0	HOME	0- 0	0- 0	1- 4				
1- 6	0- 1	0- 1	AWAY	0- 0	0- 1	1- 3				
0- 1	0- 0	0- 0	NEUTRAL	0- 0	0- 1	0- 0				
0- 9	0- 0	0- 0	CONFERENCE	0- 0	0- 1	0- 8				
0- 4	0- 0	0- 0	HOME	0- 0	0- 0	0- 4				
0- 5	0- 0	0- 0	AWAY	0- 0	0- 1	0- 4				
0- 0	0- 0	0- 0	NEUTRAL	0- 0	0- 0	0- 0				

RPI S	Opponent	Score	RPI S	Opponent	Score	RPI S	Opponent	Score	RPI S	Opponent	Score	Team's RPI: 338
25	A Kentucky	39 99	44	A Georgia Tech	49 84				132	A Tennessee Tech	58 77	
									138	N North Ala.	66 89	
									141	A Chattanooga	58 72	
									157	H Mercer	67 69	
									187	A Coastal Caro.	59 77	
									197	A UNC Asheville	49 74	
									218	H N.C. A&T	51 69	
									221	A Furman	55 65	
									221	H Furman	28 53	
									237	H Campbell	37 63	
									244	A ETSU	80 88	
									247	H Gardner-Webb	52 62	
									270	H Samford	42 75	
									273	A Winthrop	65 57	
									284	A Wofford	65 91	
									284	H Wofford	55 63	
									305	H South Carolina St.	39 54	
									311	A NJIT	71 79	
									313	A UNC Greensboro	59 71	
									343	H USC Upstate	68 64	
LAST 12 Division I GAMES:												
284	H Wofford	55 63	157	H Mercer	67 69							
221	H Furman	28 53	221	A Furman	55 65							
244	A ETSU	80 88	284	A Wofford	65 91							
141	A Chattanooga	58 72	247	H Gardner-Webb	52 62							
313	A UNC Greensboro	59 71	305	H South Carolina St.	39 54							
270	H Samford	42 75	273	A Winthrop	65 57							

Non-Div I Games: North Greenville 71 44 Young Harris 63 54

Western Caro.

Loss, Non-Conf, S Site, H Home A Away N Neutral

Average RPI Win:	275	WON-LOST	WINNING	LAST 10	STRENGTH OF	OPP. STRENGTH	TEAM	ADJ.	CONF.	ADJ CONF.
Average RPI Loss:	133	RECORD	PCT. RANK	GAMES	SCHEDULE	OF SCHEDULE	RPI	RPI	RPI	RPI
DIV. I ONLY	10- 13	211	1- 0	213	230	220	220	19	19	
DIV. I NON-CONF.	2- 9	297	0- 0	82	203	256	256	19	19	
TOTALS	RPI 1-25	RPI 26-50	W-L RECORDS	RPI 51-100	RPI 101-150	RPI 150+				
10- 13	0- 1	0- 4	OVERALL	0- 2	0- 0	10- 6				
6- 3	0- 1	0- 2	HOME	0- 0	0- 0	6- 0				
3- 7	0- 0	0- 2	AWAY	0- 1	0- 0	3- 4				
1- 3	0- 0	0- 0	NEUTRAL	0- 1	0- 0	1- 2				
2- 9	0- 1	0- 2	NON-CONFERENCE	0- 2	0- 0	2- 4				
1- 2	0- 1	0- 1	HOME	0- 0	0- 0	1- 0				
0- 4	0- 0	0- 1	AWAY	0- 1	0- 0	0- 2				
1- 3	0- 0	0- 0	NEUTRAL	0- 1	0- 0	1- 2				
8- 4	0- 0	0- 2	CONFERENCE	0- 0	0- 0	8- 2				
5- 1	0- 0	0- 1	HOME	0- 0	0- 0	5- 0				
3- 3	0- 0	0- 1	AWAY	0- 0	0- 0	3- 2				
0- 0	0- 0	0- 0	NEUTRAL	0- 0	0- 0	0- 0				

RPI 1-25				RPI 26-50				RPI 51-100				RPI 101+ Team's RPI: 220			
RPI	S	Opponent	Score	RPI	S	Opponent	Score	RPI	S	Opponent	Score	RPI	S	Opponent	Score
22	H	Drake	71 98	28	H	South Dakota St.	84 93	53	A	Purdue	60 81	155	A	Bradley	68 82
				32	H	Missouri	64 89	96	N	Northern Ill.	61 86	174	A	Oral Roberts	64 68
				40	A	South Dakota	49 92					175	H	Denver	87 78
				46	A	Butler	51 92					221	N	Furman	85 78
												222	A	Southeast Mo. St.	71 81
												226	A	North Dakota	92 80
												226	H	North Dakota	111 90
												264	N	UTEP	72 84
												272	N	Eastern Ill.	62 64
												288	H	Austin Peay	77 72
												314	A	Omaha	79 67
												314	H	Omaha	78 70
												322	A	North Dakota St.	60 68
												322	H	North Dakota St.	82 70
												333	A	Purdue Fort Wayne	90 61
												333	H	Purdue Fort Wayne	73 59
LAST 12 Division I GAMES:															
314	A	Omaha	79 67	314	H	Omaha	78 70								
333	A	Purdue Fort Wayne	90 61	226	A	North Dakota	92 80								
322	H	North Dakota St.	82 70	322	A	North Dakota St.	60 68								
226	H	North Dakota	111 90	174	A	Oral Roberts	64 68								
40	A	South Dakota	49 92	175	H	Denver	87 78								
333	H	Purdue Fort Wayne	73 59	28	H	South Dakota St.	84 93								

Non-Div I Games: MacMurray 136 39 William Woods 81 73

Western Ill.

Average RPI Win:	212	WON-LOST	WINNING	LAST 10	STRENGTH OF	OPP. STRENGTH	TEAM	ADJ.	CONF.	ADJ CONF.
Average RPI Loss:	75	RECORD	PCT. RANK	GAMES	SCHEDULE	OF SCHEDULE	RPI	RPI	RPI	RPI
DIV. I ONLY	12- 11	155	0- 1	91	57	127	127	15	15	
DIV. I NON-CONF.	4- 8	241	0- 1	31	3	127	127	18	18	
TOTALS	RPI 1-25	RPI 26-50	W-L RECORDS	RPI 51-100	RPI 101-150	RPI 150+				
12- 11	0- 4	0- 3	OVERALL	2- 0	1- 0	9- 4				
6- 6	0- 2	0- 1	HOME	1- 0	1- 0	4- 3				
5- 3	0- 1	0- 1	AWAY	1- 0	0- 0	4- 1				
1- 2	0- 1	0- 1	NEUTRAL	0- 0	0- 0	1- 0				
4- 8	0- 4	0- 2	NON-CONFERENCE	1- 0	0- 0	3- 2				
2- 3	0- 2	0- 0	HOME	0- 0	0- 0	2- 1				
1- 3	0- 1	0- 1	AWAY	1- 0	0- 0	0- 1				
1- 2	0- 1	0- 1	NEUTRAL	0- 0	0- 0	1- 0				
8- 3	0- 0	0- 1	CONFERENCE	1- 0	1- 0	6- 2				
4- 3	0- 0	0- 1	HOME	1- 0	1- 0	2- 2				
4- 0	0- 0	0- 0	AWAY	0- 0	0- 0	4- 0				
0- 0	0- 0	0- 0	NEUTRAL	0- 0	0- 0	0- 0				

RPI 1-25				RPI 26-50				RPI 51-100				RPI 101+ Team's RPI: 127			
RPI	S	Opponent	Score	RPI	S	Opponent	Score	RPI	S	Opponent	Score	RPI	S	Opponent	Score
1	A	Notre Dame	53 94	27	A	Central Mich.	90 108	62	A	Little Rock	68 56	150	H	Charlotte	76 58
3	H	Louisville	80 102	29	N	Oregon St.	60 74	71	H	Old Dominion	75 60	152	H	Louisiana Tech	81 76
10	H	Iowa	67 104	30	H	Rice	46 68					158	A	Oklahoma	83 90
13	N	Gonzaga	55 76									162	H	Southern Ill.	83 76
LAST 12 Division I GAMES:															
		13 N Gonzaga	55 76			152 H Louisiana Tech	81 76								
		244 N ETSU	82 68			192 H Southern Miss.	56 69								
		171 H North Texas	67 76			294 A Fla. Atlantic	81 50								
		30 H Rice	46 68			325 A FIU	94 82								
		264 A UTEP	64 61			225 H Marshall	85 55								
		297 A UTSA	81 62			71 H Old Dominion	75 60								

Non-Div I Games: Union (TN) 77 65 Bellarmine 95 57

Western Ky.

Loss, Non-Conf, S Site, H Home A Away N Neutral

Average RPI Win:	291	WON-LOST	WINNING	LAST 10	STRENGTH OF	OPP. STRENGTH	TEAM	ADJ.	CONF.	ADJ CONF.
Average RPI Loss:	126	RECORD	PCT. RANK	GAMES	SCHEDULE	OF SCHEDULE	RPI	RPI	RPI	RPI
DIV. I ONLY	7- 13	252	0- 1	291	141	279	279	7	7	
DIV. I NON-CONF.	5- 5	162	0- 0	350	281	327	327	8	8	
TOTALS	RPI 1-25	RPI 26-50	W-L RECORDS	RPI 51-100	RPI 101-150	RPI 150+				
7- 13	0- 0	0- 2	OVERALL	0- 4	0- 2	7- 5				
2- 8	0- 0	0- 2	HOME	0- 3	0- 1	2- 2				
4- 4	0- 0	0- 0	AWAY	0- 1	0- 1	4- 2				
1- 1	0- 0	0- 0	NEUTRAL	0- 0	0- 0	1- 1				
5- 5	0- 0	0- 0	NON-CONFERENCE	0- 1	0- 0	5- 4				
2- 3	0- 0	0- 0	HOME	0- 1	0- 0	2- 2				
2- 1	0- 0	0- 0	AWAY	0- 0	0- 0	2- 1				
1- 1	0- 0	0- 0	NEUTRAL	0- 0	0- 0	1- 1				
2- 8	0- 0	0- 2	CONFERENCE	0- 3	0- 2	2- 1				
0- 5	0- 0	0- 2	HOME	0- 2	0- 1	0- 0				
2- 3	0- 0	0- 0	AWAY	0- 1	0- 1	2- 1				
0- 0	0- 0	0- 0	NEUTRAL	0- 0	0- 0	0- 0				

RPI S	Opponent	Score	RPI S	Opponent	Score	RPI S	Opponent	Score	RPI S	Opponent	Score	Team's RPI: 279
			27	H Central Mich.	53 87	55	H Michigan	42 79	142	A Akron	62 69	
			31	H Buffalo	59 61	57	H Miami (OH)	62 81	142	H Akron	59 72	
						74	H Toledo	57 80	168	H New Mexico St.	54 66	
						80	A Kent St.	51 55	186	A Ball St.	65 62	
									194	A Eastern Mich.	61 64	
									195	A Ole Miss	66 69	
									210	A Bowling Green	84 82	
									226	N North Dakota	50 62	
									249	H Loyola Chicago	53 64	
									294	A Fla. Atlantic	69 59	
									327	H Eastern Ky.	64 53	
									333	H Purdue Fort Wayne	69 61	
									336	A Detroit Mercy	54 44	
									349	N Florida A&M	69 50	
LAST 12 Division I GAMES:												
			27	H Central Mich.	53 87	74	H Toledo	57 80				
			142	A Akron	62 69	194	A Eastern Mich.	61 64				
			80	A Kent St.	51 55	142	H Akron	59 72				
			57	H Miami (OH)	62 81	210	A Bowling Green	84 82				
			186	A Ball St.	65 62	349	N Florida A&M	69 50				
			31	H Buffalo	59 61	226	N North Dakota	50 62				

Non-Div I Games: Saginaw Valley 75 51

Western Mich.

■ Loss,
 ■ Non-Conf,
 ■ S Site,
 ■ H Home
 ■ A Away
 N Neutral

Average RPI Win:	221	WON-LOST	WINNING	LAST 10	STRENGTH OF	OPP. STRENGTH	TEAM	ADJ.	CONF.	ADJ CONF.
Average RPI Loss:	135	RECORD	PCT. RANK	GAMES	SCHEDULE	OF SCHEDULE	RPI	RPI	RPI	RPI
DIV. I ONLY	10- 13	211	0- 1	212	150	248	248	9	9	
DIV. I NON-CONF.	7- 6	153	0- 1	210	221	243	243	9	9	
TOTALS	RPI 1-25	RPI 26-50	W-L RECORDS	RPI 51-100	RPI 101-150	RPI 150+				
10- 13	0- 0	0- 1	OVERALL	1- 2	1- 6	8- 4				
8- 6	0- 0	0- 0	HOME	1- 0	0- 4	7- 2				
2- 4	0- 0	0- 0	AWAY	0- 1	1- 1	1- 2				
0- 3	0- 0	0- 1	NEUTRAL	0- 1	0- 1	0- 0				
7- 6	0- 0	0- 1	NON-CONFERENCE	1- 1	0- 4	6- 0				
7- 3	0- 0	0- 0	HOME	1- 0	0- 3	6- 0				
0- 0	0- 0	0- 0	AWAY	0- 0	0- 0	0- 0				
0- 3	0- 0	0- 1	NEUTRAL	0- 1	0- 1	0- 0				
3- 7	0- 0	0- 0	CONFERENCE	0- 1	1- 2	2- 4				
1- 3	0- 0	0- 0	HOME	0- 0	0- 1	1- 2				
2- 4	0- 0	0- 0	AWAY	0- 1	1- 1	1- 2				
0- 0	0- 0	0- 0	NEUTRAL	0- 0	0- 0	0- 0				

RPI S	Opponent	Score	RPI S	Opponent	Score	RPI S	Opponent	Score	RPI S	Opponent	Score	Team's RPI: 248
40 N	South Dakota	64 73	63 H	Missouri St.	63 60	101 H	Houston	58 66	113 H	Oklahoma St.	47 60	
			82 A	Cincinnati	54 82	115 H	Creighton	71 83	122 N	Washington St.	59 85	
			90 N	Northwestern	43 65	129 A	Tulane	62 44	132 H	Tennessee Tech	45 55	
						147 A	Tulsa	49 63	152 H	Louisiana Tech	70 56	
						169 H	Temple	40 65	180 H	Sam Houston St.	63 55	
						204 A	East Carolina	56 78	204 H	East Carolina	57 47	
						206 A	SMU	50 78	219 H	Grambling	70 61	
						232 A	Memphis	57 48	232 H	Memphis	50 71	
						339 H	Houston Baptist	68 50	345 H	Savannah St.	66 50	
						347 H	Ark.-Pine Bluff	76 39				
LAST 12 Division I GAMES:												
122 N	Washington St.	59 85	101 H	Houston	58 66							
82 A	Cincinnati	54 82	206 A	SMU	50 78							
232 A	Memphis	57 48	232 H	Memphis	50 71							
169 H	Temple	40 65	204 A	East Carolina	56 78							
204 H	East Carolina	57 47	147 A	Tulsa	49 63							
129 A	Tulane	62 44	345 H	Savannah St.	66 50							

Non-Div I Games:

Wichita St.

William & Mary

Through Games Of Feb. 13, 2019

Average RPI Win:	222	WON-LOST	WINNING	LAST 10	STRENGTH OF	OPP. STRENGTH	TEAM	ADJ.	CONF.	ADJ CONF.
Average RPI Loss:	133	RECORD	PCT. RANK	GAMES	SCHEDULE	OF SCHEDULE	RPI	RPI	RPI	RPI
DIV. I ONLY	11- 11	163	0- 1	166	201	165	165	10	10	
DIV. I NON-CONF.	7- 4	108	0- 0	190	290	125	125	10	10	
TOTALS	RPI 1-25	RPI 26-50	W-L RECORDS	RPI 51-100	RPI 101-150	RPI 150+				
11- 11	0- 0	0- 1	OVERALL	0- 3	2- 4	9- 3				
6- 4	0- 0	0- 0	HOME	0- 1	1- 2	5- 1				
5- 7	0- 0	0- 1	AWAY	0- 2	1- 2	4- 2				
0- 0	0- 0	0- 0	NEUTRAL	0- 0	0- 0	0- 0				
7- 4	0- 0	0- 0	NON-CONFERENCE	0- 1	0- 2	7- 1				
4- 1	0- 0	0- 0	HOME	0- 0	0- 1	4- 0				
3- 3	0- 0	0- 0	AWAY	0- 1	0- 1	3- 1				
0- 0	0- 0	0- 0	NEUTRAL	0- 0	0- 0	0- 0				
4- 7	0- 0	0- 1	CONFERENCE	0- 2	2- 2	2- 2				
2- 3	0- 0	0- 0	HOME	0- 1	1- 1	1- 1				
2- 4	0- 0	0- 1	AWAY	0- 1	1- 1	1- 1				
0- 0	0- 0	0- 0	NEUTRAL	0- 0	0- 0	0- 0				

RPI S	Opponent	Score	RPI S	Opponent	Score	RPI S	Opponent	Score	RPI S	Opponent	Score	Team's RPI: 165
35	A James Madison	48 65	71	A Old Dominion	69 83	103	H VCU	55 72	105	A Hartford	45 50	
			78	H Drexel	58 62	107	A UNCW	58 66	107	H UNCW	70 64	
			83	A Northeastern	74 88	116	A Towson	80 69	149	H Delaware	59 70	
						153	A Davidson	65 76	191	H Elon	65 60	
						204	H East Carolina	63 43	209	H George Washington	73 59	
						227	H Howard	88 75	252	A Hofstra	60 55	
						258	H Richmond	65 55	269	A Norfolk St.	55 44	
						292	A Col. of Charleston	77 79	292	H Col. of Charleston	54 66	
						301	A Fairfield	60 54	303	A Loyola Maryland	65 49	
LAST 12 Division I GAMES:												
107	A UNCW	58 66	191	H Elon	65 60							
292	A Col. of Charleston	77 79	292	H Col. of Charleston	54 66							
78	H Drexel	58 62	107	H UNCW	70 64							
149	H Delaware	59 70	83	A Northeastern	74 88							
116	A Towson	80 69	252	A Hofstra	60 55							
35	A James Madison	48 65	209	H George Washington	73 59							

Non-Div I Games:

William & Mary

Loss, Non-Conf, S Site, H Home A Away N Neutral

Average RPI Win:	294	WON-LOST	WINNING	LAST 10	STRENGTH OF	OPP. STRENGTH	TEAM	ADJ.	CONF.	ADJ CONF.
Average RPI Loss:	203	RECORD	PCT. RANK	GAMES	SCHEDULE	OF SCHEDULE	RPI	RPI	RPI	RPI
DIV. I ONLY	10- 12	196	0- 1	329	332	273	273	28	28	
DIV. I NON-CONF.	4- 6	212	0- 0	319	334	278	278	29	29	
TOTALS	RPI 1-25	RPI 26-50	W-L RECORDS	RPI 51-100	RPI 101-150	RPI 150+				
10- 12	0- 0	0- 1	OVERALL	0- 1	0- 2	10- 8				
5- 4	0- 0	0- 0	HOME	0- 0	0- 0	5- 4				
5- 8	0- 0	0- 1	AWAY	0- 1	0- 2	5- 4				
0- 0	0- 0	0- 0	NEUTRAL	0- 0	0- 0	0- 0				
4- 6	0- 0	0- 1	NON-CONFERENCE	0- 0	0- 1	4- 4				
2- 1	0- 0	0- 0	HOME	0- 0	0- 0	2- 1				
2- 5	0- 0	0- 1	AWAY	0- 0	0- 1	2- 3				
0- 0	0- 0	0- 0	NEUTRAL	0- 0	0- 0	0- 0				
6- 6	0- 0	0- 0	CONFERENCE	0- 1	0- 1	6- 4				
3- 3	0- 0	0- 0	HOME	0- 0	0- 0	3- 3				
3- 3	0- 0	0- 0	AWAY	0- 1	0- 1	3- 1				
0- 0	0- 0	0- 0	NEUTRAL	0- 0	0- 0	0- 0				

RPI 1-25			RPI 26-50			RPI 51-100			RPI 101+ Team's RPI: 273		
RPI	S	Opponent	Score	RPI	S	Opponent	Score	RPI	S	Opponent	Score
				35	A	James Madison	39 56	93	A	Radford	49 70
								106	A	Georgia	39 85
								128	A	High Point	54 56
								181	H	Hampton	63 84
								189	A	Wisconsin	41 76
								191	H	Elon	58 57
								197	A	UNC Asheville	36 70
								237	A	Campbell	59 46
								247	A	Gardner-Webb	64 62
								247	H	Gardner-Webb	52 65
								284	A	Wofford	53 70
								290	A	Ga. Southern	55 64
								292	A	Col. of Charleston	71 64
								305	A	South Carolina St.	58 50
								319	H	Charleston So.	57 52
								334	A	Presbyterian	62 54
								334	H	Presbyterian	55 52
								338	H	Western Caro.	57 65
								340	H	Longwood	77 69
								341	H	N.C. Central	66 41
								343	H	USC Upstate	50 76
LAST 12 Division I GAMES:											
247	H	Gardner-Webb	52 65	247	A	Gardner-Webb	64 62				
334	A	Presbyterian	62 54	237	A	Campbell	59 46				
197	A	UNC Asheville	36 70	93	A	Radford	49 70				
128	A	High Point	54 56	343	H	USC Upstate	50 76				
334	H	Presbyterian	55 52	319	H	Charleston So.	57 52				
181	H	Hampton	63 84	340	H	Longwood	77 69				

Non-Div I Games: Newberry

63 67

Winthrop

Average RPI Win:	217	WON-LOST	WINNING	LAST 10	STRENGTH OF	OPP. STRENGTH	TEAM	ADJ.	CONF.	ADJ CONF.
Average RPI Loss:	86	RECORD	PCT. RANK	GAMES	SCHEDULE	OF SCHEDULE	RPI	RPI	RPI	RPI
DIV. I ONLY	11- 13	189	0- 1	162	84	189	189	4	4	
DIV. I NON-CONF.	9- 3	61	0- 0	305	202	176	176	6	6	
TOTALS	RPI 1-25	RPI 26-50	W-L RECORDS	RPI 51-100	RPI 101-150	RPI 150+				
11- 13	0- 2	0- 1	OVERALL	2- 5	2- 4	7- 1				
8- 5	0- 0	0- 1	HOME	2- 2	1- 2	5- 0				
1- 7	0- 2	0- 0	AWAY	0- 2	0- 2	1- 1				
2- 1	0- 0	0- 0	NEUTRAL	0- 1	1- 0	1- 0				
9- 3	0- 0	0- 0	NON-CONFERENCE	0- 3	2- 0	7- 0				
6- 1	0- 0	0- 0	HOME	0- 1	1- 0	5- 0				
1- 1	0- 0	0- 0	AWAY	0- 1	0- 0	1- 0				
2- 1	0- 0	0- 0	NEUTRAL	0- 1	1- 0	1- 0				
2- 10	0- 2	0- 1	CONFERENCE	2- 2	0- 4	0- 1				
2- 4	0- 0	0- 1	HOME	2- 1	0- 2	0- 0				
0- 6	0- 2	0- 0	AWAY	0- 1	0- 2	0- 1				
0- 0	0- 0	0- 0	NEUTRAL	0- 0	0- 0	0- 0				

RPI	S	Opponent	Score	RPI	S	Opponent	Score	RPI	S	Opponent	Score	RPI	S	Opponent	Score	Team's RPI: 189
10	A	Iowa	53 71	41	H	Indiana	68 75	53	H	Purdue	76 69	112	A	Minnesota	56 74	
17	A	Maryland	57 75					55	H	Michigan	70 76	112	H	Minnesota	50 78	
								67	A	Green Bay	46 55	123	H	IUPUI	65 64	
								77	H	Duke	53 60	130	N	Pittsburgh	57 42	
								85	N	Arkansas	68 69	134	A	Penn St.	64 71	
								90	A	Northwestern	46 72	134	H	Penn St.	59 65	
								98	H	Nebraska	70 69	188	A	Illinois	68 78	
												193	A	Milwaukee	68 57	
												225	H	Marshall	67 49	
												273	H	Winthrop	76 41	
												289	N	Tennessee St.	58 53	
												322	H	North Dakota St.	64 53	
												335	H	Evansville	96 60	
												348	H	Chicago St.	85 38	
LAST 12 Division I GAMES:																
188	A	Illinois	68 78	112	H	Minnesota	50 78									
55	H	Michigan	70 76	41	H	Indiana	68 75									
17	A	Maryland	57 75	10	A	Iowa	53 71									
98	H	Nebraska	70 69	134	A	Penn St.	64 71									
134	H	Penn St.	59 65	53	H	Purdue	76 69									
90	A	Northwestern	46 72	112	A	Minnesota	56 74									

Non-Div I Games:

Wisconsin

■ Loss,
 ■ Non-Conf,
 ■ S Site,
 ■ H Home
 ■ A Away
 N Neutral

Average RPI Win: 300	WON-LOST	WINNING	LAST 10	STRENGTH OF	OPP. STRENGTH	TEAM	ADJ.	CONF.	ADJ CONF.
Average RPI Loss: 195	RECORD	PCT. RANK	GAMES	SCHEDULE	OF SCHEDULE	RPI	RPI	RPI	RPI
DIV. I ONLY	9- 12	216	1- 0	348	261	284	284	27	27
DIV. I NON-CONF.	5- 7	206	0- 0	307	278	248	248	24	24
TOTALS	RPI 1-25	RPI 26-50	W-L RECORDS	RPI 51-100	RPI 101-150	RPI 150+			
9- 12	0- 0	0- 1	OVERALL	0- 1	0- 3	9- 7			
6- 1	0- 0	0- 0	HOME	0- 0	0- 0	6- 1			
3- 11	0- 0	0- 1	AWAY	0- 1	0- 3	3- 6			
0- 0	0- 0	0- 0	NEUTRAL	0- 0	0- 0	0- 0			
5- 7	0- 0	0- 1	NON-CONFERENCE	0- 1	0- 2	5- 3			
3- 0	0- 0	0- 0	HOME	0- 0	0- 0	3- 0			
2- 7	0- 0	0- 1	AWAY	0- 1	0- 2	2- 3			
0- 0	0- 0	0- 0	NEUTRAL	0- 0	0- 0	0- 0			
4- 5	0- 0	0- 0	CONFERENCE	0- 0	0- 1	4- 4			
3- 1	0- 0	0- 0	HOME	0- 0	0- 0	3- 1			
1- 4	0- 0	0- 0	AWAY	0- 0	0- 1	1- 3			
0- 0	0- 0	0- 0	NEUTRAL	0- 0	0- 0	0- 0			

RPI 1-25			RPI 26-50			RPI 51-100			RPI 101+ Team's RPI: 284		
RPI	S	Opponent	Score	RPI	S	Opponent	Score	RPI	S	Opponent	Score
				44	A	Georgia Tech	40 81	58	A	Clemson	77 85
								141	A	Chattanooga	82 89
								143	A	Appalachian St.	70 94
								150	A	Charlotte	63 85
								157	H	Mercer	79 81
								197	A	UNC Asheville	46 60
								221	A	Furman	50 63
								244	A	ETSU	79 92
								247	H	Gardner-Webb	59 53
								270	H	Samford	71 62
								273	H	Winthrop	70 53
								290	A	Ga. Southern	81 65
								292	H	Col. of Charleston	78 58
								313	A	UNC Greensboro	61 77
								313	H	UNC Greensboro	93 66
								334	A	Presbyterian	50 61
								338	A	Western Caro.	63 55
								338	H	Western Caro.	91 65
								340	A	Longwood	101 72
								341	A	N.C. Central	59 66
LAST 12 Division I GAMES:											
338	A	Western Caro.	63 55	141	A	Chattanooga	82 89				
313	A	UNC Greensboro	61 77	313	H	UNC Greensboro	93 66				
270	H	Samford	71 62	338	H	Western Caro.	91 65				
157	H	Mercer	79 81	44	A	Georgia Tech	40 81				
221	A	Furman	50 63	143	A	Appalachian St.	70 94				
244	A	ETSU	79 92	341	A	N.C. Central	59 66				

Non-Div I Games: Warren Wilson 107 30 Southern Wesleyan 110 47 Brevard 106 52

Wofford

Average RPI Win:	212	WON-LOST	WINNING	LAST 10	STRENGTH OF	OPP. STRENGTH	TEAM	ADJ.	CONF.	ADJ CONF.
Average RPI Loss:	118	RECORD	PCT. RANK	GAMES	SCHEDULE	OF SCHEDULE	RPI	RPI	RPI	RPI
DIV. I ONLY	18- 6	43	0- 1	193	186	76	76	20	20	
DIV. I NON-CONF.	7- 4	108	0- 0	113	170	68	68	17	17	
TOTALS	RPI 1-25	RPI 26-50	W-L RECORDS	RPI 51-100	RPI 101-150	RPI 150+				
18- 6	0- 1	0- 0	OVERALL	3- 2	3- 2	12- 1				
7- 1	0- 0	0- 0	HOME	2- 1	1- 0	4- 0				
7- 5	0- 1	0- 0	AWAY	0- 1	1- 2	6- 1				
4- 0	0- 0	0- 0	NEUTRAL	1- 0	1- 0	2- 0				
7- 4	0- 1	0- 0	NON-CONFERENCE	2- 1	1- 1	4- 1				
1- 1	0- 0	0- 0	HOME	1- 1	0- 0	0- 0				
2- 3	0- 1	0- 0	AWAY	0- 0	0- 1	2- 1				
4- 0	0- 0	0- 0	NEUTRAL	1- 0	1- 0	2- 0				
11- 2	0- 0	0- 0	CONFERENCE	1- 1	2- 1	8- 0				
6- 0	0- 0	0- 0	HOME	1- 0	1- 0	4- 0				
5- 2	0- 0	0- 0	AWAY	0- 1	1- 1	4- 0				
0- 0	0- 0	0- 0	NEUTRAL	0- 0	0- 0	0- 0				

RPI 1-25				RPI 26-50				RPI 51-100 Team's RPI: 76				RPI 101+			
RPI	S	Opponent	Score	RPI	S	Opponent	Score	RPI	S	Opponent	Score	RPI	S	Opponent	Score
20	A	Michigan St.	68 84					67	A	Green Bay	37 56	123	A	IUPUI	78 75
								67	H	Green Bay	85 67	123	H	IUPUI	66 59
								68	H	Belmont	63 79	126	A	Youngstown St.	68 83
								78	N	Drexel	71 63	145	N	Marist	76 60
								80	H	Kent St.	61 55	150	A	Charlotte	85 88
												193	A	Milwaukee	73 69
												193	H	Milwaukee	61 57
												199	A	UNLV	68 52
												208	N	Stetson	57 44
												252	N	Hofstra	93 64
												271	A	Cleveland St.	70 65
												275	A	CSU Bakersfield	74 76
												278	A	Northern Ky.	61 55
												299	H	Oakland	69 58
												302	A	Manhattan	60 44
												332	A	UIC	79 46
												332	H	UIC	72 47
												336	H	Detroit Mercy	78 59
LAST 12 Division I GAMES:															
67	A	Green Bay	37 56	271	A	Cleveland St.	70 65								
193	A	Milwaukee	73 69	126	A	Youngstown St.	68 83								
123	H	IUPUI	66 59	278	A	Northern Ky.	61 55								
332	H	UIC	72 47	193	H	Milwaukee	61 57								
336	H	Detroit Mercy	78 59	67	H	Green Bay	85 67								
299	H	Oakland	69 58	332	A	UIC	79 46								

Non-Div I Games: Kentucky St. 83 53

Wright St.

Wyoming

Through Games Of Feb. 13, 2019

Average RPI Win:	170	WON-LOST	WINNING	LAST 10	STRENGTH OF	OPP. STRENGTH	TEAM	ADJ.	CONF.	ADJ CONF.
Average RPI Loss:	90	RECORD	PCT. RANK	GAMES	SCHEDULE	OF SCHEDULE	RPI	RPI	RPI	RPI
DIV. I ONLY	13- 5	65	1- 0	71	132	47	47	14	14	
DIV. I NON-CONF.	5- 2	82	0- 0	27	58	21	21	13	13	
TOTALS	RPI 1-25	RPI 26-50	W-L RECORDS	RPI 51-100	RPI 101-150	RPI 150+				
13- 5	0- 0	1- 1	OVERALL	2- 3	2- 0	8- 1				
9- 1	0- 0	1- 0	HOME	2- 1	1- 0	5- 0				
3- 4	0- 0	0- 1	AWAY	0- 2	1- 0	2- 1				
1- 0	0- 0	0- 0	NEUTRAL	0- 0	0- 0	1- 0				
5- 2	0- 0	1- 1	NON-CONFERENCE	1- 1	1- 0	2- 0				
4- 0	0- 0	1- 0	HOME	1- 0	1- 0	1- 0				
0- 2	0- 0	0- 1	AWAY	0- 1	0- 0	0- 0				
1- 0	0- 0	0- 0	NEUTRAL	0- 0	0- 0	1- 0				
8- 3	0- 0	0- 0	CONFERENCE	1- 2	1- 0	6- 1				
5- 1	0- 0	0- 0	HOME	1- 1	0- 0	4- 0				
3- 2	0- 0	0- 0	AWAY	0- 1	1- 0	2- 1				
0- 0	0- 0	0- 0	NEUTRAL	0- 0	0- 0	0- 0				

RPI S	Opponent	Score	RPI S	Opponent	Score	RPI S	Opponent	Score	RPI S	Opponent	Score
28	H South Dakota St.	77 70	52	H New Mexico	75 78	111	A Fresno St.	63 56			
45	A Saint Mary's (CA)	84 90	54	A Boise St.	64 72	137	H Montana St.	66 58			
			54	H Boise St.	64 52	171	N North Texas	53 49			
			84	A Pacific	64 70	175	H Denver	78 74			
			88	H Idaho	64 61	199	H UNLV	90 62			
						201	H San Diego St.	87 45			
						213	A Utah St.	42 50			
						213	H Utah St.	53 35			
						257	A Colorado St.	60 49			
						263	H Air Force	80 60			
						317	A San Jose St.	70 56			
LAST 12 Division I GAMES:											
213	H Utah St.	53 35	52	H New Mexico	75 78						
257	A Colorado St.	60 49	213	A Utah St.	42 50						
263	H Air Force	80 60	201	H San Diego St.	87 45						
111	A Fresno St.	63 56	199	H UNLV	90 62						
54	H Boise St.	64 52	54	A Boise St.	64 72						
317	A San Jose St.	70 56	28	H South Dakota St.	77 70						

Non-Div I Games: Chadron St. 80 33 UC-Colo. Springs 98 37

Wyoming

■ Loss,
 ■ Non-Conf, S Site,
 ■ Home
 ■ Away
 N Neutral

Average RPI Win:	218	WON-LOST	WINNING	LAST 10	STRENGTH OF	OPP. STRENGTH	TEAM	ADJ.	CONF.	ADJ CONF.
Average RPI Loss:	76	RECORD	PCT. RANK	GAMES	SCHEDULE	OF SCHEDULE	RPI	RPI	RPI	RPI
DIV. I ONLY	11- 12	177	0- 1	103	101	170	170	6	6	
DIV. I NON-CONF.	9- 2	43	0- 0	271	307	124	124	5	5	
TOTALS	RPI 1-25	RPI 26-50	W-L RECORDS	RPI 51-100	RPI 101-150	RPI 150+				
11- 12	0- 1	0- 4	OVERALL	0- 2	5- 5	6- 0				
9- 5	0- 1	0- 2	HOME	0- 0	3- 2	6- 0				
2- 7	0- 0	0- 2	AWAY	0- 2	2- 3	0- 0				
0- 0	0- 0	0- 0	NEUTRAL	0- 0	0- 0	0- 0				
9- 2	0- 0	0- 0	NON-CONFERENCE	0- 1	3- 1	6- 0				
8- 1	0- 0	0- 0	HOME	0- 0	2- 1	6- 0				
1- 1	0- 0	0- 0	AWAY	0- 1	1- 0	0- 0				
0- 0	0- 0	0- 0	NEUTRAL	0- 0	0- 0	0- 0				
2- 10	0- 1	0- 4	CONFERENCE	0- 1	2- 4	0- 0				
1- 4	0- 1	0- 2	HOME	0- 0	1- 1	0- 0				
1- 6	0- 0	0- 2	AWAY	0- 1	1- 3	0- 0				
0- 0	0- 0	0- 0	NEUTRAL	0- 0	0- 0	0- 0				

RPI 1-25				RPI 26-50				RPI 51-100				RPI 101+ Team's RPI: 170			
RPI	S	Opponent	Score	RPI	S	Opponent	Score	RPI	S	Opponent	Score	RPI	S	Opponent	Score
8	H	Marquette	44 90	34	H	DePaul	71 73	82	A	Cincinnati	61 79	109	A	St. John's (NY)	41 70
				43	A	Villanova	71 75	92	A	Georgetown	61 68	109	H	St. John's (NY)	57 76
				46	A	Butler	38 63					112	H	Minnesota	53 78
				46	H	Butler	41 63					115	A	Creighton	62 66
												117	A	Wake Forest	62 50
												118	A	Providence	58 71
												119	A	Seton Hall	80 76
												119	H	Seton Hall	63 62
												132	H	Tennessee Tech	70 60
												138	H	North Ala.	94 81
												210	H	Bowling Green	65 49
												250	H	Alabama St.	87 58
												301	H	Fairfield	48 35
												316	H	New Orleans	61 45
												346	H	Delaware St.	80 59
												348	H	Chicago St.	91 57
LAST 12 Division I GAMES:															
46	A	Butler	38 63	115	A	Creighton	62 66								
109	A	St. John's (NY)	41 70	46	H	Butler	41 63								
119	A	Seton Hall	80 76	119	H	Seton Hall	63 62								
34	H	DePaul	71 73	109	H	St. John's (NY)	57 76								
8	H	Marquette	44 90	43	A	Villanova	71 75								
118	A	Providence	58 71	92	A	Georgetown	61 68								

Non-Div I Games:

Xavier

Y
a
l
e

Y
a
l
e

Yale

Average RPI Win:	245	WON-LOST	WINNING	LAST 10	STRENGTH OF	OPP. STRENGTH	TEAM	ADJ.	CONF.	ADJ CONF.
Average RPI Loss:	97	RECORD	PCT. RANK	GAMES	SCHEDULE	OF SCHEDULE	RPI	RPI	RPI	RPI
DIV. I ONLY	16- 6	61	1- 0	283	215	126	126	20	20	
DIV. I NON-CONF.	6- 3	91	0- 0	84	214	67	67	17	17	
TOTALS	RPI 1-25	RPI 26-50	W-L RECORDS	RPI 51-100	RPI 101-150	RPI 150+				
16- 6	0- 0	0- 1	OVERALL	1- 3	3- 1	12- 1				
11- 1	0- 0	0- 0	HOME	1- 1	2- 0	8- 0				
5- 5	0- 0	0- 1	AWAY	0- 2	1- 1	4- 1				
0- 0	0- 0	0- 0	NEUTRAL	0- 0	0- 0	0- 0				
6- 3	0- 0	0- 1	NON-CONFERENCE	0- 2	2- 0	4- 0				
4- 1	0- 0	0- 0	HOME	0- 1	1- 0	3- 0				
2- 2	0- 0	0- 1	AWAY	0- 1	1- 0	1- 0				
0- 0	0- 0	0- 0	NEUTRAL	0- 0	0- 0	0- 0				
10- 3	0- 0	0- 0	CONFERENCE	1- 1	1- 1	8- 1				
7- 0	0- 0	0- 0	HOME	1- 0	1- 0	5- 0				
3- 3	0- 0	0- 0	AWAY	0- 1	0- 1	3- 1				
0- 0	0- 0	0- 0	NEUTRAL	0- 0	0- 0	0- 0				

RPI S	Opponent	Score	RPI S	Opponent	Score	RPI S	Opponent	Score	RPI S	Opponent	Score	Team's RPI: 126
42	A Bucknell	68 73	67	A Green Bay	42 60	123	A IUPUI	44 64				
			75	H Yale	56 58	123	H IUPUI	70 52				
			76	H Wright St.	83 68	130	A Pittsburgh	64 55				
			80	A Kent St.	34 62	142	H Akron	72 61				
						193	A Milwaukee	68 71				
						215	H Robert Morris	69 59				
						217	H Saint Francis (PA)	80 56				
						249	H Loyola Chicago	74 63				
						271	H Cleveland St.	73 55				
						278	H Northern Ky.	77 66				
						280	A Canisius	62 36				
						299	A Oakland	69 55				
						299	H Oakland	76 61				
						332	A UIC	83 59				
						332	H UIC	81 29				
						336	A Detroit Mercy	85 59				
						336	H Detroit Mercy	91 45				
LAST 12 Division I GAMES:												
332	A UIC	83 59	76	H Wright St.	83 68							
123	A IUPUI	44 64	67	A Green Bay	42 60							
336	H Detroit Mercy	91 45	193	A Milwaukee	68 71							
299	H Oakland	76 61	123	H IUPUI	70 52							
271	H Cleveland St.	73 55	332	H UIC	81 29							
278	H Northern Ky.	77 66	299	A Oakland	69 55							

Non-Div I Games: Thiel 76 53 Carlow 90 31

Youngstown St.

Loss, Non-Conf, S Site, H Home A Away N Neutral