

Average RPI Win:	301	WON-LOST	WINNING	LAST 10	STRENGTH OF	OPP. STRENGTH	TEAM	ADJ.	CONF.	ADJ CONF.
Average RPI Loss:	184	RECORD	PCT. RANK	GAMES	SCHEDULE	OF SCHEDULE	RPI	RPI	RPI	RPI

DIV. I ONLY	11- 8	130	8- 2	342	330	257	257	26	26
DIV. I NON-CONF.	3- 4	209	0- 0	276	348	259	259	25	25
TOTALS	RPI 1-25	RPI 26-50	W-L RECORDS	RPI 51-100	RPI 101-999	RPI 201+			
11- 8	0- 0	0- 0	OVERALL	0- 1	11- 7	11- 4			
6- 3	0- 0	0- 0	HOME	0- 1	6- 2	6- 0			
3- 5	0- 0	0- 0	AWAY	0- 0	3- 1	3- 1			
2- 0	0- 0	0- 0	NEUTRAL	0- 0	2- 0	2- 0			
3- 4	0- 0	0- 0	NON-CONFERENCE	0- 1	3- 3	3- 2			
1- 1	0- 0	0- 0	HOME	0- 1	1- 0	1- 0			
0- 3	0- 0	0- 0	AWAY	0- 0	0- 3	0- 2			
2- 0	0- 0	0- 0	NEUTRAL	0- 0	2- 0	2- 0			
8- 4	0- 0	0- 0	CONFERENCE	0- 0	8- 4	8- 2			
5- 2	0- 0	0- 0	HOME	0- 0	5- 2	5- 0			
3- 2	0- 0	0- 0	AWAY	0- 0	3- 2	3- 2			
0- 0	0- 0	0- 0	NEUTRAL	0- 0	0- 0	0- 0			

RPI 1-25	RPI 26-50	RPI 51-100	RPI 101+	Team's RPI: 257
RPI S Opponent Score	RPI S Opponent Score	RPI S Opponent Score	RPI S Opponent Score	
		95 H Rice 56 67	111 H Lamar University 31 70	
			128 H Central Ark. 50 58	
			136 A UTEP 49 69	
			216 A Abilene Christian 59 61	
			227 A New Orleans 49 66	
			227 H New Orleans 75 68	
			241 A New Mexico St. 61 70	
			249 H Nicholls St. 76 55	
			263 N Prairie View 72 62	
			294 H Southeastern La. 56 52	
			312 A Northwestern St. 62 56	
			315 A Incarnate Word 62 58	
			319 A UTRGV 53 56	
			319 H UTRGV 71 41	
			322 H Houston Baptist 50 49	
			331 A Sam Houston St. 67 57	
			331 H Sam Houston St. 62 48	
			344 N Florida A&M 58 55	
LAST 12 Division I GAMES:				
227 H New Orleans 75 68	249 H Nicholls St. 76 55			
331 H Sam Houston St. 62 48	227 A New Orleans 49 66			
315 A Incarnate Word 62 58	331 A Sam Houston St. 67 57			
294 H Southeastern La. 56 52	312 A Northwestern St. 62 56			
322 H Houston Baptist 50 49	111 H Lamar University 31 70			
216 A Abilene Christian 59 61	128 H Central Ark. 50 58			

Non-Div I Games: Tex. A&M Int'l 53 34 St. Thomas Houston 72 42 McMurry 62 43 Texas Lutheran 87 56 A&M-Corpus Christi

Loss, Non-Conf, S Site, H Home A Away N Neutral

Average RPI Win:	280	WON-LOST	WINNING	LAST 10	STRENGTH OF	OPP. STRENGTH	TEAM	ADJ.	CONF.	ADJ CONF.
Average RPI Loss:	136	RECORD	PCT. RANK	GAMES	SCHEDULE	OF SCHEDULE	RPI	RPI	RPI	RPI

DIV. I ONLY	11- 8	130	6- 4	314	270	216	216	26	26
DIV. I NON-CONF.	2- 4	239	0- 0	126	139	227	227	25	25

TOTALS	RPI 1-25	RPI 26-50	W-L RECORDS	RPI 51-100	RPI 101-999	RPI 201+			
11- 8	0- 0	0- 1	OVERALL	0- 1	11- 6	10- 1			
8- 1	0- 0	0- 1	HOME	0- 0	8- 0	7- 0			
2- 6	0- 0	0- 0	AWAY	0- 1	2- 5	2- 1			
1- 1	0- 0	0- 0	NEUTRAL	0- 0	1- 1	1- 0			
2- 4	0- 0	0- 1	NON-CONFERENCE	0- 1	2- 2	1- 0			
1- 1	0- 0	0- 1	HOME	0- 0	1- 0	0- 0			
0- 2	0- 0	0- 0	AWAY	0- 1	0- 1	0- 0			
1- 1	0- 0	0- 0	NEUTRAL	0- 0	1- 1	1- 0			
9- 4	0- 0	0- 0	CONFERENCE	0- 0	9- 4	9- 1			
7- 0	0- 0	0- 0	HOME	0- 0	7- 0	7- 0			
2- 4	0- 0	0- 0	AWAY	0- 0	2- 4	2- 1			
0- 0	0- 0	0- 0	NEUTRAL	0- 0	0- 0	0- 0			

RPI 1-25				RPI 26-50				RPI 51-100				RPI 101+ Team's RPI: 216			
RPI	S	Opponent	Score	RPI	S	Opponent	Score	RPI	S	Opponent	Score	RPI	S	Opponent	Score
				45	H	FGCU	55 94	98	A	Arkansas	65 79	111	A	Lamar University	71 77
												128	A	Central Ark.	45 63
												132	A	SFA	55 66
												137	N	Radford	65 71
												150	H	Idaho	82 72
												191	A	SMU	44 65
												227	H	New Orleans	80 70
												249	A	Nicholls St.	60 81
												257	H	A&M-Corpus Christi	61 59
												259	A	McNeese	80 75
												286	N	Old Dominion	74 60
												294	H	Southeastern La.	86 80
												312	H	Northwestern St.	80 41
												315	H	Incarate Word	58 56
												322	H	Houston Baptist	80 68
												331	A	Sam Houston St.	75 72
												331	H	Sam Houston St.	83 65

LAST 12 Division I GAMES:															
				315	H	Incarate Word	58 56	132	A	SFA	55 66				
				249	A	Nicholls St.	60 81	312	H	Northwestern St.	80 41				
				331	A	Sam Houston St.	75 72	322	H	Houston Baptist	80 68				
				111	A	Lamar University	71 77	294	H	Southeastern La.	86 80				
				257	H	A&M-Corpus Christi	61 59	259	A	McNeese	80 75				
				128	A	Central Ark.	45 63	331	H	Sam Houston St.	83 65				

Non-Div I Games:	Schreiner	97 48	Southwest (NM)	91 47	Howard Payne	88 46	Midwestern St.	88 67
								Abilene Christian

Average RPI Win:	274	WON-LOST	WINNING	LAST 10	STRENGTH OF	OPP. STRENGTH	TEAM	ADJ.	CONF.	ADJ CONF.
Average RPI Loss:	154	RECORD	PCT. RANK	GAMES	SCHEDULE	OF SCHEDULE	RPI	RPI	RPI	RPI
DIV. I ONLY	2- 20	339	2- 8	112	201	311	311	16	16	
DIV. I NON-CONF.	0- 10	337	0- 0	107	269	322	322	14	14	

TOTALS	RPI 1-25	RPI 26-50	W-L RECORDS	RPI 51-100	RPI 101-999	RPI 201+				
2- 20	0- 1	0- 0	OVERALL	0- 4	2- 15	2- 3				
2- 9	0- 1	0- 0	HOME	0- 1	2- 7	2- 1				
0- 11	0- 0	0- 0	AWAY	0- 3	0- 8	0- 2				
0- 0	0- 0	0- 0	NEUTRAL	0- 0	0- 0	0- 0				
0- 10	0- 1	0- 0	NON-CONFERENCE	0- 1	0- 8	0- 2				
0- 5	0- 1	0- 0	HOME	0- 0	0- 4	0- 0				
0- 5	0- 0	0- 0	AWAY	0- 1	0- 4	0- 2				
0- 0	0- 0	0- 0	NEUTRAL	0- 0	0- 0	0- 0				
2- 10	0- 0	0- 0	CONFERENCE	0- 3	2- 7	2- 1				
2- 4	0- 0	0- 0	HOME	0- 1	2- 3	2- 1				
0- 6	0- 0	0- 0	AWAY	0- 2	0- 4	0- 0				
0- 0	0- 0	0- 0	NEUTRAL	0- 0	0- 0	0- 0				

RPI 1-25				RPI 26-50				RPI 51-100				RPI 101+ Team's RPI: 311			
RPI	S	Opponent	Score	RPI	S	Opponent	Score	RPI	S	Opponent	Score	RPI	S	Opponent	Score
4	H	Louisville	50 62					82	A	Navy	64 71	114	A	Colorado St.	50 61
								86	A	New Mexico	49 57	114	H	Colorado St.	39 40
								86	H	New Mexico	59 88	140	A	SIUE	40 76
								90	A	UNLV	57 69	143	H	Colorado	43 68
												146	A	Fresno St.	48 64
												146	H	Fresno St.	58 64
												148	A	Weber St.	52 62
												174	A	Boise St.	46 49
												175	H	Army West Point	59 65
												179	H	Eastern Wash.	63 65
												180	H	Denver	54 75
												189	A	Nevada	60 70
												250	H	San Jose St.	74 75
												251	H	San Diego St.	61 51
												297	H	Utah St.	57 50
												303	A	FIU	69 70
												328	A	Utah Valley	56 59

LAST 12 Division I GAMES:															
				86	A	New Mexico	49 57	114	H	Colorado St.	39 40				
				114	A	Colorado St.	50 61	250	H	San Jose St.	74 75				
				251	H	San Diego St.	61 51	90	A	UNLV	57 69				
				146	A	Fresno St.	48 64	189	A	Nevada	60 70				
				174	A	Boise St.	46 49	146	H	Fresno St.	58 64				
				297	H	Utah St.	57 50	86	H	New Mexico	59 88				

Non-Div I Games: Colo. Christian 66 68

Air Force

Loss,
Non-Conf,
S Site,
H Home
A Away
N Neutral

Average RPI Win:	235	WON-LOST	WINNING	LAST 10	STRENGTH OF	OPP. STRENGTH	TEAM	ADJ.	CONF.	ADJ CONF.
Average RPI Loss:	77	RECORD	PCT. RANK	GAMES	SCHEDULE	OF SCHEDULE	RPI	RPI	RPI	RPI
DIV. I ONLY	7- 16	274	2- 8	54	107	212	212	8	8	
DIV. I NON-CONF.	5- 5	170	0- 0	92	238	173	173	8	8	

TOTALS	RPI 1-25	RPI 26-50	W-L RECORDS	RPI 51-100	RPI 101-999	RPI 201+				
7- 16	0- 2	0- 4	OVERALL	0- 5	7- 5	4- 1				
5- 8	0- 2	0- 3	HOME	0- 0	5- 3	3- 1				
1- 7	0- 0	0- 1	AWAY	0- 4	1- 2	1- 0				
1- 1	0- 0	0- 0	NEUTRAL	0- 1	1- 0	0- 0				
5- 5	0- 1	0- 1	NON-CONFERENCE	0- 2	5- 1	3- 0				
4- 2	0- 1	0- 1	HOME	0- 0	4- 0	3- 0				
0- 2	0- 0	0- 0	AWAY	0- 1	0- 1	0- 0				
1- 1	0- 0	0- 0	NEUTRAL	0- 1	1- 0	0- 0				
2- 11	0- 1	0- 3	CONFERENCE	0- 3	2- 4	1- 1				
1- 6	0- 1	0- 2	HOME	0- 0	1- 3	0- 1				
1- 5	0- 0	0- 1	AWAY	0- 3	1- 1	1- 0				
0- 0	0- 0	0- 0	NEUTRAL	0- 0	0- 0	0- 0				

RPI 1-25				RPI 26-50				RPI 51-100				RPI 101+ Team's RPI: 212			
RPI	S	Opponent	Score	RPI	S	Opponent	Score	RPI	S	Opponent	Score	RPI	S	Opponent	Score
13	H	Maryland	54 75	29	H	Central Mi ch.	86 95	64	A	Toledo	54 60	108	A	Western Mi ch.	60 76
20	H	Buffalo	66 89	41	A	Ball St.	65 97	67	A	Duquesne	60 66	108	H	Western Mi ch.	51 59
				41	H	Ball St.	61 74	75	A	Ohio	67 70	124	H	Northern Ill.	61 84
				45	H	FGCU	63 82	78	N	Harvard	63 76	126	A	Bucknell	52 63
								92	A	Miami (OH)	67 75	140	N	SIUE	59 58
												149	H	Kent St.	75 60
												194	H	Youngstown St.	75 58
												205	H	Bowling Green	64 66
												222	A	Eastern Mi ch.	77 65
												294	H	Southeastern La.	66 54
												304	H	Eastern Ky.	62 45
												341	H	Winthrop	69 43

LAST 12 Division I GAMES:															
222	A	Eastern Mi ch.	77 65	29	H	Central Mi ch.	86 95	92	A	Miami (OH)	67 75	205	H	Bowling Green	64 66
124	H	Northern Ill.	61 84	41	H	Ball St.	61 74	75	A	Ohio	67 70	41	H	Ball St.	65 97
108	A	Western Mi ch.	60 76	75	A	Ohio	67 70	64	A	Toledo	54 60	75	A	Bowling Green	64 66
41	A	Ball St.	65 97	75	A	Ohio	67 70	67	A	Duquesne	60 66	61	H	Ball St.	61 74
149	H	Kent St.	75 60	61	H	Ball St.	61 74	67	A	Duquesne	60 66	67	A	Duquesne	60 66
108	H	Western Mi ch.	51 59	67	A	Duquesne	60 66	67	A	Duquesne	60 66	67	A	Duquesne	60 66

Non-Div I Games: Ohio Christian 93 33

Akron

Average RPI Win:	187	WON-LOST	WINNING	LAST 10	STRENGTH OF	OPP. STRENGTH	TEAM	ADJ.	CONF.	ADJ CONF.
Average RPI Loss:	48	RECORD	PCT. RANK	GAMES	SCHEDULE	OF SCHEDULE	RPI	RPI	RPI	RPI
DIV. I ONLY	15- 10	117	4- 6	93	78	94	94	2	2	
DIV. I NON-CONF.	10- 3	52	0- 0	181	282	85	85	2	2	

TOTALS	RPI 1-25	RPI 26-50	W-L RECORDS	RPI 51-100	RPI 101-999	RPI 201+				
15- 10	1- 5	0- 0	OVERALL	3- 5	11- 0	6- 0				
10- 4	1- 3	0- 0	HOME	2- 1	7- 0	4- 0				
5- 4	0- 1	0- 0	AWAY	1- 3	4- 0	2- 0				
0- 2	0- 1	0- 0	NEUTRAL	0- 1	0- 0	0- 0				
10- 3	0- 1	0- 0	NON-CONFERENCE	2- 2	8- 0	6- 0				
8- 0	0- 0	0- 0	HOME	2- 0	6- 0	4- 0				
2- 1	0- 0	0- 0	AWAY	0- 1	2- 0	2- 0				
0- 2	0- 1	0- 0	NEUTRAL	0- 1	0- 0	0- 0				
5- 7	1- 4	0- 0	CONFERENCE	1- 3	3- 0	0- 0				
2- 4	1- 3	0- 0	HOME	0- 1	1- 0	0- 0				
3- 3	0- 1	0- 0	AWAY	1- 2	2- 0	0- 0				
0- 0	0- 0	0- 0	NEUTRAL	0- 0	0- 0	0- 0				

RPI	S	Opponent	Score	RPI	S	Opponent	Score	RPI	S	Opponent	Score	RPI	S	Opponent	Score
3	A	Mississippi St.	61 75					59	A	TCU	67 88	109	H	Missouri St.	65 61
15	H	Missouri	56 62					60	N	Elon	55 60	130	H	Vanderbilt	77 75
17	H	Texas A&M	54 73					89	H	Jacksonville	75 60	131	A	Ole Miss	82 79
18	H	South Carolina	66 79					93	H	Utah	65 60	162	A	Florida	63 54
19	N	NC State	49 68					96	A	Auburn	60 69	191	H	SMU	59 44
25	H	LSU	65 51					97	A	Kentucky	54 79	236	H	Grambling	73 49
								98	A	Arkansas	83 76	262	A	Lipscomb	73 51
								98	H	Arkansas	66 74	295	H	Murray St.	68 47
												314	H	Alabama A&M	90 32
												323	A	Ga. Southern	84 36
												344	H	Florida A&M	91 55

LAST 12 Division I GAMES:															
131	A	Ole Miss	82 79	17	H	Texas A&M	54 73								
18	H	South Carolina	66 79	3	A	Mississippi St.	61 75								
98	H	Arkansas	66 74	25	H	LSU	65 51								
96	A	Auburn	60 69	98	A	Arkansas	83 76								
97	A	Kentucky	54 79	162	A	Florida	63 54								
130	H	Vanderbilt	77 75	15	H	Missouri	56 62								

Non-Div I Games:

Alabama

Average RPI Win:	321	WON-LOST	WINNING	LAST 10	STRENGTH OF	OPP. STRENGTH	TEAM	ADJ.	CONF.	ADJ CONF.
Average RPI Loss:	229	RECORD	PCT. RANK	GAMES	SCHEDULE	OF SCHEDULE	RPI	RPI	RPI	RPI
DIV. I ONLY	9- 14	236	4- 6	347	345	314	314	32	32	
DIV. I NON-CONF.	5- 6	187	0- 0	313	338	243	243	32	32	

TOTALS	RPI 1-25	RPI 26-50	W-L RECORDS	RPI 51-100	RPI 101-999	RPI 201+				
9- 14	0- 0	0- 0	OVERALL	0- 2	9- 12	9- 10				
4- 4	0- 0	0- 0	HOME	0- 0	4- 4	4- 4				
5- 9	0- 0	0- 0	AWAY	0- 0	5- 6	5- 6				
0- 1	0- 0	0- 0	NEUTRAL	0- 0	0- 1	0- 0				
5- 6	0- 0	0- 0	NON-CONFERENCE	0- 2	5- 4	5- 3				
2- 1	0- 0	0- 0	HOME	0- 0	2- 1	2- 1				
3- 4	0- 0	0- 0	AWAY	0- 2	3- 2	3- 2				
0- 1	0- 0	0- 0	NEUTRAL	0- 0	0- 1	0- 0				
4- 8	0- 0	0- 0	CONFERENCE	0- 0	4- 8	4- 7				
2- 3	0- 0	0- 0	HOME	0- 0	2- 3	2- 3				
2- 5	0- 0	0- 0	AWAY	0- 0	2- 5	2- 4				
0- 0	0- 0	0- 0	NEUTRAL	0- 0	0- 0	0- 0				

RPI 1-25				RPI 26-50				RPI 51-100				RPI 101+				Team's RPI: 314	
RPI	S	Opponent	Score	RPI	S	Opponent	Score	RPI	S	Opponent	Score	RPI	S	Opponent	Score		
								80	A	UAB	58	85	155	N	Hartford	47	56
								94	A	Al abama	32	90	183	A	Southern U.	62	77
												210	A	Jacksonville St.	33	49	
												233	H	Texas Southern	49	55	
												236	A	Grambl ing	49	78	
												238	H	Austin Peay	52	55	
												262	A	Lipscomb	50	66	
												263	H	Prai rie View	48	55	
												294	A	Southeastern La.	76	74	
												295	H	Murray St.	71	54	
												300	A	Al abama St.	78	69	
												300	H	Al abama St.	44	55	
												301	A	Al corn	52	57	
												303	A	FIU	58	51	
												309	A	Jackson St.	43	59	
												333	A	Tennessee St.	77	75	
												336	A	Mi ssi ssi ppi Val .	57	49	
												336	H	Mi ssi ssi ppi Val .	65	48	
												339	A	Ark. -Pi ne Bl uff	48	57	
												339	H	Ark. -Pi ne Bl uff	52	49	
												349	H	Evansvi lle	70	56	
LAST 12 Di vi si on I GAMES:																	
300	H	Al abama St.	44	55	301	A	Al corn	52	57								
336	A	Mi ssi ssi ppi Val .	57	49	300	A	Al abama St.	78	69								
339	A	Ark. -Pi ne Bl uff	48	57	336	H	Mi ssi ssi ppi Val .	65	48								
263	H	Prai rie View	48	55	339	H	Ark. -Pi ne Bl uff	52	49								
233	H	Texas Southern	49	55	309	A	Jackson St.	43	59								
183	A	Southern U.	62	77	236	A	Grambl ing	49	78								

Non-Div I Games:

Al abama A&M

Loss,
Non-Conf,
S Site,
H Home
A Away
N Neutral

Average RPI Win:	322	WON-LOST	WINNING	LAST 10	STRENGTH OF	OPP. STRENGTH	TEAM	ADJ.	CONF.	ADJ CONF.
Average RPI Loss:	178	RECORD	PCT. RANK	GAMES	SCHEDULE	OF SCHEDULE	RPI	RPI	RPI	RPI
DIV. I ONLY	6- 16	291	5- 5	266	337	300	300	32	32	
DIV. I NON-CONF.	1- 9	318	0- 0	28	166	251	251	32	32	

TOTALS	RPI 1-25	RPI 26-50	W-L RECORDS	RPI 51-100	RPI 101-999	RPI 201+				
6- 16	0- 2	0- 1	OVERALL	0- 1	6- 12	6- 6				
4- 4	0- 0	0- 0	HOME	0- 0	4- 4	4- 2				
2- 11	0- 2	0- 1	AWAY	0- 1	2- 7	2- 4				
0- 1	0- 0	0- 0	NEUTRAL	0- 0	0- 1	0- 0				
1- 9	0- 2	0- 1	NON-CONFERENCE	0- 1	1- 5	1- 0				
1- 2	0- 0	0- 0	HOME	0- 0	1- 2	1- 0				
0- 6	0- 2	0- 1	AWAY	0- 1	0- 2	0- 0				
0- 1	0- 0	0- 0	NEUTRAL	0- 0	0- 1	0- 0				
5- 7	0- 0	0- 0	CONFERENCE	0- 0	5- 7	5- 6				
3- 2	0- 0	0- 0	HOME	0- 0	3- 2	3- 2				
2- 5	0- 0	0- 0	AWAY	0- 0	2- 5	2- 4				
0- 0	0- 0	0- 0	NEUTRAL	0- 0	0- 0	0- 0				

RPI 1-25				RPI 26-50				RPI 51-100				RPI 101+ Team's RPI: 300			
RPI	S	Opponent	Score	RPI	S	Opponent	Score	RPI	S	Opponent	Score	RPI	S	Opponent	Score
7	A	Tennessee	51 104	47	A	Miami (FL)	31 79	80	A	UAB	44 61	121	H	South Ala.	47 59
18	A	South Carolina	31 99									132	N	SFA	50 77
												161	A	Samford	39 58
												166	H	Troy	63 93
												183	A	Southern U.	58 66
												193	A	Southern Miss.	35 72
												233	H	Texas Southern	39 71
												236	A	Grambling	71 93
												263	H	Prairie View	70 68
												301	A	Alcorn	41 73
												309	A	Jackson St.	61 70
												314	A	Alabama A&M	55 44
												314	H	Alabama A&M	69 78
												336	A	Mississippi Val.	70 62
												336	H	Mississippi Val.	76 41
												339	A	Ark.-Pine Bluff	53 55
												339	H	Ark.-Pine Bluff	63 54
												342	H	Savannah St.	81 61

LAST 12 Division I GAMES:															
314	A	Alabama A&M	55 44	183	A	Southern U.	58 66								
339	A	Ark.-Pine Bluff	53 55	314	H	Alabama A&M	69 78								
336	A	Mississippi Val.	70 62	339	H	Ark.-Pine Bluff	63 54								
233	H	Texas Southern	39 71	336	H	Mississippi Val.	76 41								
263	H	Prairie View	70 68	236	A	Grambling	71 93								
301	A	Alcorn	41 73	309	A	Jackson St.	61 70								

Non-Div I Games: Mobile 61 50

Alabama St.

■ Loss,
 ■ Non-Conf,
 ■ S Site,
 ■ Home
 ■ Away
 N Neutral

Average RPI Win:	220	WON-LOST	WINNING	LAST 10	STRENGTH OF	OPP. STRENGTH	TEAM	ADJ.	CONF.	ADJ CONF.
Average RPI Loss:	138	RECORD	PCT. RANK	GAMES	SCHEDULE	OF SCHEDULE	RPI	RPI	RPI	RPI
DIV. I ONLY	21- 5	28	8- 2	222	226	79	79	20	20	
DIV. I NON-CONF.	11- 2	22	0- 0	191	169	57	57	24	24	

TOTALS	RPI 1-25	RPI 26-50	W-L RECORDS	RPI 51-100	RPI 101-999	RPI 201+				
21- 5	0- 1	0- 0	OVERALL	2- 1	19- 3	11- 1				
11- 1	0- 0	0- 0	HOME	2- 1	9- 0	4- 0				
8- 4	0- 1	0- 0	AWAY	0- 0	8- 3	7- 1				
2- 0	0- 0	0- 0	NEUTRAL	0- 0	2- 0	0- 0				
11- 2	0- 1	0- 0	NON-CONFERENCE	1- 1	10- 0	7- 0				
4- 1	0- 0	0- 0	HOME	1- 1	3- 0	2- 0				
5- 1	0- 1	0- 0	AWAY	0- 0	5- 0	5- 0				
2- 0	0- 0	0- 0	NEUTRAL	0- 0	2- 0	0- 0				
10- 3	0- 0	0- 0	CONFERENCE	1- 0	9- 3	4- 1				
7- 0	0- 0	0- 0	HOME	1- 0	6- 0	2- 0				
3- 3	0- 0	0- 0	AWAY	0- 0	3- 3	2- 1				
0- 0	0- 0	0- 0	NEUTRAL	0- 0	0- 0	0- 0				

RPI 1-25				RPI 26-50				RPI 51-100				RPI 101+			
RPI	S	Opponent	Score	RPI	S	Opponent	Score	RPI	S	Opponent	Score	RPI	S	Opponent	Score
13	A	Maryland	58 91					52	H	St. John's (NY)	66 71	117	H	Dartmouth	76 61
								71	H	Fordham	59 52	124	N	Northern Ill.	97 91
								81	H	Maine	68 54	151	H	Binghamton	63 46
												155	A	Hartford	55 70
												155	H	Hartford	66 53
												164	N	Southern Ill.	68 57
												182	A	New Hampshire	68 74
												182	H	New Hampshire	66 53
												198	A	Stony Brook	72 68
												198	H	Stony Brook	64 58
												206	A	Siena	78 63
												243	A	Holy Cross	65 56
												253	A	Manhattan	62 56
												256	H	St. Bonaventure	69 52
												290	A	Vermont	57 62
												290	H	Vermont	67 55
												291	A	Central Conn. St.	72 60
												293	A	Monmouth	68 44
												326	H	Wagner	89 44
												329	A	UMBC	78 75
												347	A	UMass Lowell	61 52
												347	H	UMass Lowell	93 60

LAST 12 Division I GAMES:															
				155	H	Hartford	66 53					329	A	UMBC	78 75
				290	A	Vermont	57 62					347	A	UMass Lowell	61 52
				347	H	UMass Lowell	93 60					151	H	Binghamton	63 46
				182	A	New Hampshire	68 74					81	H	Maine	68 54
				198	H	Stony Brook	64 58					198	A	Stony Brook	72 68
				290	H	Vermont	67 55					182	H	New Hampshire	66 53

Non-Div I Games:

Albany (NY)

■ Loss,
 ■ Non-Conf,
 ■ S Site,
 ■ H Home
 ■ A Away
 N Neutral

Average RPI Win: 312

Average RPI Loss: 211

WON-LOST
RECORDWINNING
PCT. RANKLAST 10
GAMESSTRENGTH OF
SCHEDULEOPP. STRENGTH
OF SCHEDULETEAM
RPIADJ.
RPICONF.
RPIADJ CONF.
RPIDIV. I ONLY
DIV. I NON-CONF.7- 14
1- 7261
3105- 5
0- 0329
128348
330301
269301
26932
3232
32

TOTALS

RPI 1-25

RPI 26-50

W-L RECORDS

RPI 51-100

RPI 101-999

RPI 201+

7- 14

0- 0

0- 0

OVERALL

0- 0

7- 14

7- 6

3- 3

0- 0

0- 0

HOME

0- 0

3- 3

3- 3

4- 9

0- 0

0- 0

AWAY

0- 0

4- 4

4- 2

0- 2

0- 0

0- 0

NEUTRAL

0- 0

0- 2

0- 0

1- 7

0- 0

0- 0

NON-CONFERENCE

0- 0

1- 7

1- 0

0- 0

0- 0

0- 0

HOME

0- 0

0- 0

0- 0

1- 5

0- 0

0- 0

AWAY

0- 0

1- 5

1- 0

0- 2

0- 0

0- 0

NEUTRAL

0- 0

0- 2

0- 0

6- 7

0- 0

0- 0

CONFERENCE

0- 0

6- 7

6- 6

3- 3

0- 0

0- 0

HOME

0- 0

3- 3

3- 3

3- 4

0- 0

0- 0

AWAY

0- 0

3- 4

3- 3

0- 0

0- 0

0- 0

NEUTRAL

0- 0

0- 0

0- 0

RPI 1-25

RPI 26-50

RPI 51-100

RPI 101+

Team's RPI: 301

RPI S Opponent Score

RPI S Opponent Score

RPI S Opponent Score

RPI S Opponent Score

128 A Central Ark. 52 75

132 N SFA 79 83

156 A Wi chi ta St. 46 87

157 A Loui si ana Tech 50 87

159 A Loui si ana 47 67

183 A Southern U. 56 64

190 N Oral Roberts 52 76

193 A Southern Mi ss. 67 72

233 A Texas Southern 57 91

236 A Grambl ing 51 68

236 H Grambl ing 68 75

263 A Prai ri e Vi ew 73 72

294 A Southeastern La. 84 77

300 H Al abama St. 73 41

309 A Jackson St. 69 94

309 H Jackson St. 51 74

314 H Al abama A&M 57 52

336 A Mi ssi ssi ppi Val . 76 70

336 H Mi ssi ssi ppi Val . 61 62

339 A Ark. -Pi ne Bl uff 80 77

339 H Ark. -Pi ne Bl uff 76 58

LAST 12 Di vi si on I GAMES:

339 H Ark. -Pi ne Bl uff 76 58 314 H Al abama A&M 57 52

336 H Mi ssi ssi ppi Val . 61 62 339 A Ark. -Pi ne Bl uff 80 77

236 A Grambl ing 51 68 336 A Mi ssi ssi ppi Val . 76 70

309 A Jackson St. 69 94 236 H Grambl ing 68 75

183 A Southern U. 56 64 309 H Jackson St. 51 74

300 H Al abama St. 73 41 233 A Texas Southern 57 91

Non-Di v I Games: Tougal oo

76 64

Blue Mountain (MS) 76 35

LeMoyne-Owen

81 54

Al corn

Loss, Non-Conf, S Site, H Home A Away N Neutral

Average RPI Win:	203	WON-LOST	WINNING	LAST 10	STRENGTH OF	OPP. STRENGTH	TEAM	ADJ.	CONF.	ADJ CONF.
Average RPI Loss:	85	RECORD	PCT. RANK	GAMES	SCHEDULE	OF SCHEDULE	RPI	RPI	RPI	RPI
DIV. I ONLY	20- 4	18	10- 0	215	137	58	58	14	14	
DIV. I NON-CONF.	7- 4	102	0- 0	214	113	99	99	18	18	

TOTALS	RPI 1-25	RPI 26-50	W-L RECORDS	RPI 51-100	RPI 101-999	RPI 201+				
20- 4	0- 1	0- 0	OVERALL	2- 1	18- 2	9- 0				
11- 0	0- 0	0- 0	HOME	2- 0	9- 0	3- 0				
9- 3	0- 0	0- 0	AWAY	0- 1	9- 2	6- 0				
0- 1	0- 1	0- 0	NEUTRAL	0- 0	0- 0	0- 0				
7- 4	0- 1	0- 0	NON-CONFERENCE	1- 1	6- 2	3- 0				
4- 0	0- 0	0- 0	HOME	1- 0	3- 0	1- 0				
3- 3	0- 0	0- 0	AWAY	0- 1	3- 2	2- 0				
0- 1	0- 1	0- 0	NEUTRAL	0- 0	0- 0	0- 0				
13- 0	0- 0	0- 0	CONFERENCE	1- 0	12- 0	6- 0				
7- 0	0- 0	0- 0	HOME	1- 0	6- 0	2- 0				
6- 0	0- 0	0- 0	AWAY	0- 0	6- 0	4- 0				
0- 0	0- 0	0- 0	NEUTRAL	0- 0	0- 0	0- 0				

American

American

RPI 1-25				RPI 26-50				RPI 51-100 Team's RPI: 58				RPI 101+			
RPI	S	Opponent	Score	RPI	S	Opponent	Score	RPI	S	Opponent	Score	RPI	S	Opponent	Score
23	N	Villanova	60 65					82	H	Navy	46 41	110	A	George Mason	53 71
								83	H	Penn St.	75 66	116	A	Delaware	56 72
								91	A	George Washington	44 61	126	H	Bucknell	68 58
												160	A	Lehigh	60 44
												160	H	Lehigh	82 64
												170	A	Tulsa	72 67
												175	A	Army West Point	64 46
												175	H	Army West Point	71 63
												180	H	Denver	66 53
												194	H	Youngstown St.	78 72
												199	H	Boston U.	66 50
												231	A	Loyola Maryland	71 58
												231	H	La Salle	66 48
												231	H	Loyola Maryland	69 56
												237	A	Lafayette	74 67
												243	A	Holy Cross	68 63
												278	A	Colgate	77 55
												278	H	Colgate	67 44
												290	A	Vermont	64 62
												329	A	UMBC	61 48

LAST 12 Division I GAMES:															
				160	A	Lehigh	60 44					199	H	Boston U.	66 50
				231	H	Loyola Maryland	69 56					160	H	Lehigh	82 64
				175	H	Army West Point	71 63					231	A	Loyola Maryland	71 58
				278	H	Colgate	67 44					175	A	Army West Point	64 46
				243	A	Holy Cross	68 63					82	H	Navy	46 41
				237	A	Lafayette	74 67					278	A	Colgate	77 55

Non-Div I Games:

American

Average RPI Win:	293	WON-LOST	WINNING	LAST 10	STRENGTH OF	OPP. STRENGTH	TEAM	ADJ.	CONF.	ADJ CONF.
Average RPI Loss:	151	RECORD	PCT. RANK	GAMES	SCHEDULE	OF SCHEDULE	RPI	RPI	RPI	RPI
DIV. I ONLY	6- 18	294	4- 6	188	240	271	271	23	23	
DIV. I NON-CONF.	2- 9	295	0- 0	166	187	262	262	23	23	

TOTALS	RPI 1-25	RPI 26-50	W-L RECORDS	RPI 51-100	RPI 101-999	RPI 201+				
6- 18	0- 0	0- 0	OVERALL	0- 2	6- 16	5- 3				
3- 7	0- 0	0- 0	HOME	0- 2	3- 5	2- 0				
3- 11	0- 0	0- 0	AWAY	0- 0	3- 6	3- 2				
0- 0	0- 0	0- 0	NEUTRAL	0- 0	0- 0	0- 0				
2- 9	0- 0	0- 0	NON-CONFERENCE	0- 2	2- 7	2- 2				
0- 4	0- 0	0- 0	HOME	0- 2	0- 2	0- 0				
2- 5	0- 0	0- 0	AWAY	0- 0	2- 5	2- 2				
0- 0	0- 0	0- 0	NEUTRAL	0- 0	0- 0	0- 0				
4- 9	0- 0	0- 0	CONFERENCE	0- 0	4- 9	3- 1				
3- 3	0- 0	0- 0	HOME	0- 0	3- 3	2- 0				
1- 6	0- 0	0- 0	AWAY	0- 0	1- 6	1- 1				
0- 0	0- 0	0- 0	NEUTRAL	0- 0	0- 0	0- 0				

RPI 1-25				RPI 26-50				RPI 51-100				RPI 101+				Team's RPI: 271
RPI	S	Opponent	Score	RPI	S	Opponent	Score	RPI	S	Opponent	Score	RPI	S	Opponent	Score	
								68	H	Georgia Tech	41 75	103	A	North Carolina	43 56	
								80	H	UAB	59 70	106	A	Wake Forest	49 78	
												114	H	Little Rock	40 52	
												121	A	South Ala.	52 54	
												122	H	ETSU	57 70	
												137	A	Radford	40 61	
												153	A	Texas St.	50 92	
												153	H	Texas St.	54 69	
												158	H	Dav idson	57 59	
												159	A	Loui si ana	45 61	
												166	A	Troy	74 81	
												176	A	UT Arlington	48 49	
												176	H	UT Arlington	60 64	
												187	H	Arkansas St.	68 66	
												217	A	N. C. A&T	56 81	
												225	A	UNC Asheville	60 69	
												254	A	Col. of Charleston	76 70	
												275	A	Coastal Caro.	68 73	
												320	H	Georgia St.	77 62	
												323	H	Ga. Southern	87 56	
												334	A	Marshall	56 54	
												337	A	La. -Monroe	71 67	

LAST 12 Division I GAMES:																
275	A	Coastal Caro.	68 73	166	A	Troy	74 81									
153	A	Texas St.	50 92	323	H	Ga. Southern	87 56									
176	A	UT Arlington	48 49	320	H	Georgia St.	77 62									
187	H	Arkansas St.	68 66	337	A	La. -Monroe	71 67									
114	H	Little Rock	40 52	159	A	Loui si ana	45 61									
121	A	South Ala.	52 54	176	H	UT Arlington	60 64									

Non-Div I Games:

Appalachian St.

Average RPI Win:	143	WON-LOST	WINNING	LAST 10	STRENGTH OF	OPP. STRENGTH	TEAM	ADJ.	CONF.	ADJ CONF.
Average RPI Loss:	27	RECORD	PCT. RANK	GAMES	SCHEDULE	OF SCHEDULE	RPI	RPI	RPI	RPI
DIV. I ONLY	17- 9	88	4- 6	34	9	34	34	5	5	
DIV. I NON-CONF.	9- 3	61	0- 0	106	24	55	55	3	3	

TOTALS	RPI 1-25	RPI 26-50	W-L RECORDS	RPI 51-100	RPI 101-999	RPI 201+				
17- 9	2- 6	2- 2	OVERALL	3- 1	10- 0	5- 0				
12- 1	2- 0	1- 0	HOME	2- 1	7- 0	4- 0				
4- 6	0- 4	1- 2	AWAY	1- 0	2- 0	0- 0				
1- 2	0- 2	0- 0	NEUTRAL	0- 0	1- 0	1- 0				
9- 3	1- 3	0- 0	NON-CONFERENCE	1- 0	7- 0	5- 0				
7- 0	1- 0	0- 0	HOME	1- 0	5- 0	4- 0				
1- 1	0- 1	0- 0	AWAY	0- 0	1- 0	0- 0				
1- 2	0- 2	0- 0	NEUTRAL	0- 0	1- 0	1- 0				
8- 6	1- 3	2- 2	CONFERENCE	2- 1	3- 0	0- 0				
5- 1	1- 0	1- 0	HOME	1- 1	2- 0	0- 0				
3- 5	0- 3	1- 2	AWAY	1- 0	1- 0	0- 0				
0- 0	0- 0	0- 0	NEUTRAL	0- 0	0- 0	0- 0				

RPI 1-25				RPI 26-50				RPI 51-100				RPI 101+			
RPI	S	Opponent	Score	RPI	S	Opponent	Score	RPI	S	Opponent	Score	RPI	S	Opponent	Score
3	N	Mississippi St.	57 65	35	A	Cal i forn i a	57 42	87	H	Washi ngton St.	77 51	143	A	Col orado	72 47
5	A	Flori da St.	66 77	35	H	Cal i forn i a	80 71	93	A	Utah	83 81	143	H	Col orado	73 59
10	A	UCLA	63 71	46	A	Oregon St.	54 57	93	H	Utah	56 58	146	A	Fresno St.	81 49
11	A	Oregon	64 74	50	A	Southern Cal i forn i a	62 77	98	H	Arkansas	89 43	150	H	Idaho	77 33
12	N	Green Bay	48 61									173	H	Washi ngton	61 41
14	A	Stanford	50 74									209	N	Col umbi a	72 48
14	H	Stanford	73 66									235	H	UC Ri versi de	73 48
20	H	Buffal o	76 57									270	H	Sacramento St.	106 58
												278	H	Col gate	65 54
												296	H	UTSA	74 42
LAST 12 Di vi si on I GAMES:															
				10	A	UCLA	63 71	143	H	Col orado	73 59				
				50	A	Southern Cal i forn i a	62 77	93	H	Utah	56 58				
				87	H	Washi ngton St.	77 51	11	A	Oregon	64 74				
				173	H	Washi ngton	61 41	46	A	Oregon St.	54 57				
				35	A	Cal i forn i a	57 42	14	H	Stanford	73 66				
				14	A	Stanford	50 74	35	H	Cal i forn i a	80 71				

Average RPI	Win:	317	WON-LOST	WINNING	LAST 10	STRENGTH OF	OPP. STRENGTH	TEAM	ADJ.	CONF.	ADJ CONF.
Average RPI	Loss:	215	RECORD	PCT. RANK	GAMES	SCHEDULE	OF SCHEDULE	RPI	RPI	RPI	RPI
DIV. I ONLY		3- 18		326	2- 8	313	333	339	339	32	32
DIV. I NON-CONF.		0- 8		337	0- 0	140	104	323	323	32	32

TOTALS	RPI 1-25		RPI 26-50		W-L RECORDS	RPI 51-100		RPI 101-999		RPI 201+	
3- 18	0- 1		0- 1		OVERALL	0- 1		3- 15		3- 12	
2- 4	0- 0		0- 0		HOME	0- 0		2- 4		2- 3	
1- 12	0- 0		0- 0		AWAY	0- 0		1- 0		1- 0	
0- 2	0- 0		0- 0		NEUTRAL	0- 0		0- 2		0- 2	
0- 8	0- 1		0- 1		NON-CONFERENCE	0- 1		0- 5		0- 4	
0- 0	0- 0		0- 0		HOME	0- 0		0- 0		0- 0	
0- 6	0- 1		0- 1		AWAY	0- 1		0- 3		0- 2	
0- 2	0- 0		0- 0		NEUTRAL	0- 0		0- 2		0- 2	
3- 10	0- 0		0- 0		CONFERENCE	0- 0		3- 10		3- 8	
2- 4	0- 0		0- 0		HOME	0- 0		2- 4		2- 3	
1- 6	0- 0		0- 0		AWAY	0- 0		1- 6		1- 5	
0- 0	0- 0		0- 0		NEUTRAL	0- 0		0- 0		0- 0	

RPI 1-25				RPI 26-50				RPI 51-100				RPI 101+ Team's RPI: 339			
RPI	S	Opponent	Score	RPI	S	Opponent	Score	RPI	S	Opponent	Score	RPI	S	Opponent	Score
21	A	Iowa	45 85	39	A	Dayton	43 81	66	A	Nebraska	52 73	170	A	Tulsa	37 87
												183	A	Southern U.	46 59
												183	H	Southern U.	52 71
												219	N	Oakland	37 69
												230	A	Texas Tech	47 74
												233	A	Texas Southern	52 58
												236	H	Grambling	57 66
												238	A	Austin Peay	61 97
												260	N	Towson	44 70
												263	A	Prairie View	52 64
												300	A	Alabama St.	54 63
												300	H	Alabama St.	55 53
												301	A	Alcorn	58 76
												301	H	Alcorn	77 80
												309	H	Jackson St.	54 60
												314	A	Alabama A&M	49 52
												314	H	Alabama A&M	57 48
												336	A	Mississippi Val.	64 59

LAST 12 Division I GAMES:															
301	A	Alcorn	58 76	233	A	Texas Southern	52 58								
183	A	Southern U.	46 59	263	A	Prairie View	52 64								
300	H	Alabama St.	55 53	301	H	Alcorn	77 80								
314	H	Alabama A&M	57 48	183	H	Southern U.	52 71								
309	H	Jackson St.	54 60	300	A	Alabama St.	54 63								
236	H	Grambling	57 66	314	A	Alabama A&M	49 52								

Non-Div I Games: Tougalo 71 51 Philander Smith 81 73

Ark. -Pine Bluff

Loss,
Non-Conf,
S Site,
H Home
A Away
N Neutral

Average RPI Win:	186	WON-LOST	WINNING	LAST 10	STRENGTH OF	OPP. STRENGTH	TEAM	ADJ.	CONF.	ADJ CONF.
Average RPI Loss:	64	RECORD	PCT. RANK	GAMES	SCHEDULE	OF SCHEDULE	RPI	RPI	RPI	RPI
DIV. I ONLY	12- 13	189	2- 8	37	76	98	98	2	2	
DIV. I NON-CONF.	9- 4	82	0- 0	162	191	78	78	2	2	

TOTALS	RPI 1-25	RPI 26-50	W-L RECORDS	RPI 51-100	RPI 101-999	RPI 201+				
12- 13	0- 6	0- 1	OVERALL	2- 3	10- 3	4- 0				
8- 5	0- 2	0- 0	HOME	0- 2	8- 1	3- 0				
3- 8	0- 4	0- 1	AWAY	2- 1	1- 2	0- 0				
1- 0	0- 0	0- 0	NEUTRAL	0- 0	1- 0	1- 0				
9- 4	0- 0	0- 1	NON-CONFERENCE	0- 1	9- 2	4- 0				
7- 0	0- 0	0- 0	HOME	0- 0	7- 0	3- 0				
1- 4	0- 0	0- 1	AWAY	0- 1	1- 2	0- 0				
1- 0	0- 0	0- 0	NEUTRAL	0- 0	1- 0	1- 0				
3- 9	0- 6	0- 0	CONFERENCE	2- 2	1- 1	0- 0				
1- 5	0- 2	0- 0	HOME	0- 2	1- 1	0- 0				
2- 4	0- 4	0- 0	AWAY	2- 0	0- 0	0- 0				
0- 0	0- 0	0- 0	NEUTRAL	0- 0	0- 0	0- 0				

RPI 1-25				RPI 26-50				RPI 51-100				Team's RPI : 98				RPI 101+			
RPI	S	Opponent	Score	RPI	S	Opponent	Score	RPI	S	Opponent	Score	RPI	S	Opponent	Score	RPI	S	Opponent	Score
3	A	Mississippi St.	69 111	34	A	Arizona St.	43 89	66	A	Nebraska	69 80	131	H	Ole Miss	73 72				
7	H	Tennessee	85 90					94	A	Alabama	74 66	136	A	UTEP	61 64				
15	A	Missouri	54 88					94	H	Alabama	76 83	161	H	Samford	84 63				
15	H	Missouri	58 84					96	A	Auburn	68 58	162	H	Florida	51 65				
18	A	South Carolina	42 90					97	H	Kentucky	65 76	165	A	Kansas	60 71				
22	A	Georgia	65 78									170	H	Tulsa	67 41				
												176	H	UT Arlington	91 57				
												186	H	Charlotte	73 72				
												190	A	Oral Roberts	77 66				
												216	H	Abilene Christian	79 65				
												236	H	Grambling	79 62				
												241	N	New Mexico St.	69 60				
												331	H	Sam Houston St.	65 54				

LAST 12 Division I GAMES:																			
15	H	Missouri	58 84	162	H	Florida	51 65	96	A	Auburn	68 58	22	A	Georgia	65 78	94	A	Alabama	74 66
7	H	Tennessee	85 90	96	A	Auburn	68 58	22	A	Georgia	65 78	94	H	Alabama	76 83	18	A	South Carolina	42 90
94	A	Alabama	74 66	96	A	Auburn	68 58	22	A	Georgia	65 78	94	H	Alabama	76 83	15	A	Missouri	54 88
97	H	Kentucky	65 76	94	H	Alabama	76 83	94	H	Alabama	76 83	131	H	Ole Miss	73 72				
18	A	South Carolina	42 90	97	H	Kentucky	65 76	3	A	Mississippi St.	69 111								
15	A	Missouri	54 88	15	A	Missouri	54 88												

Non-Div I Games:

Arkansas

Average RPI Win:	251	WON-LOST	WINNING	LAST 10	STRENGTH OF	OPP. STRENGTH	TEAM	ADJ.	CONF.	ADJ CONF.
Average RPI Loss:	136	RECORD	PCT. RANK	GAMES	SCHEDULE	OF SCHEDULE	RPI	RPI	RPI	RPI
DIV. I ONLY	13- 11	151	6- 4	273	179	187	187	23	23	
DIV. I NON-CONF.	5- 6	187	0- 0	161	77	161	161	23	23	

TOTALS	RPI 1-25	RPI 26-50	W-L RECORDS	RPI 51-100	RPI 101-999	RPI 201+				
13- 11	0- 0	0- 1	OVERALL	0- 2	13- 8	8- 1				
8- 3	0- 0	0- 0	HOME	0- 1	8- 2	5- 0				
5- 8	0- 0	0- 1	AWAY	0- 1	5- 6	3- 1				
0- 0	0- 0	0- 0	NEUTRAL	0- 0	0- 0	0- 0				
5- 6	0- 0	0- 1	NON-CONFERENCE	0- 2	5- 3	2- 0				
4- 1	0- 0	0- 0	HOME	0- 1	4- 0	2- 0				
1- 5	0- 0	0- 1	AWAY	0- 1	1- 3	0- 0				
0- 0	0- 0	0- 0	NEUTRAL	0- 0	0- 0	0- 0				
8- 5	0- 0	0- 0	CONFERENCE	0- 0	8- 5	6- 1				
4- 2	0- 0	0- 0	HOME	0- 0	4- 2	3- 0				
4- 3	0- 0	0- 0	AWAY	0- 0	4- 3	3- 1				
0- 0	0- 0	0- 0	NEUTRAL	0- 0	0- 0	0- 0				

RPI	S	Opponent	Score	RPI	S	Opponent	Score	RPI	S	Opponent	Score	RPI	S	Opponent	Score	Team's RPI: 187
27	A	South Fla.	55 98	65	A	Indiana	51 93	114	A	Little Rock	43 53	121	A	South Ala.	75 60	
				73	H	Belmont	52 83	131	A	Ole Miss	48 74	136	H	UTEP	76 73	
								153	H	Texas St.	55 67	159	H	Louisiana	75 77	
								162	A	Florida	70 69	166	A	Troy	78 95	
								167	A	Pittsburgh	47 87	170	A	Tulsa	58 68	
								176	H	UT Arlington	85 80	196	H	UT Martin	84 73	
								236	H	Grambling	76 56	271	A	Appalachian St.	66 68	
								275	A	Coastal Caro.	70 63	320	A	Georgia St.	75 58	
								320	H	Georgia St.	76 63	323	A	Ga. Southern	71 62	
								323	H	Ga. Southern	69 48	333	H	Tennessee St.	68 62	
								337	H	La.-Monroe	76 62					
LAST 12 Division I GAMES:																
121	A	South Ala.	75 60	114	A	Little Rock	43 53									
166	A	Troy	78 95	176	H	UT Arlington	85 80									
323	H	Ga. Southern	69 48	153	H	Texas St.	55 67									
320	H	Georgia St.	76 63	320	A	Georgia St.	75 58									
271	A	Appalachian St.	66 68	323	A	Ga. Southern	71 62									
275	A	Coastal Caro.	70 63	159	H	Louisiana	75 77									

Non-Div I Games:

Arkansas St.

Average RPI Win:	230	WON-LOST	WINNING	LAST 10	STRENGTH OF	OPP. STRENGTH	TEAM	ADJ.	CONF.	ADJ CONF.
Average RPI Loss:	141	RECORD	PCT. RANK	GAMES	SCHEDULE	OF SCHEDULE	RPI	RPI	RPI	RPI
DIV. I ONLY	11- 12	192	4- 6	142	236	175	175	14	14	
DIV. I NON-CONF.	6- 4	122	0- 0	223	313	147	147	18	18	

TOTALS	RPI 1-25	RPI 26-50	W-L RECORDS	RPI 51-100	RPI 101-999	RPI 201+				
11- 12	0- 0	0- 1	OVERALL	0- 4	11- 7	8- 3				
6- 5	0- 0	0- 0	HOME	0- 2	6- 3	4- 1				
5- 7	0- 0	0- 1	AWAY	0- 2	5- 4	4- 2				
0- 0	0- 0	0- 0	NEUTRAL	0- 0	0- 0	0- 0				
6- 4	0- 0	0- 1	NON-CONFERENCE	0- 0	6- 3	3- 2				
4- 1	0- 0	0- 0	HOME	0- 0	4- 1	2- 0				
2- 3	0- 0	0- 1	AWAY	0- 0	2- 2	1- 2				
0- 0	0- 0	0- 0	NEUTRAL	0- 0	0- 0	0- 0				
5- 8	0- 0	0- 0	CONFERENCE	0- 4	5- 4	5- 1				
2- 4	0- 0	0- 0	HOME	0- 2	2- 2	2- 1				
3- 4	0- 0	0- 0	AWAY	0- 2	3- 2	3- 0				
0- 0	0- 0	0- 0	NEUTRAL	0- 0	0- 0	0- 0				

RPI 1-25				RPI 26-50				RPI 51-100				RPI 101+ Team's RPI: 175			
RPI	S	Opponent	Score	RPI	S	Opponent	Score	RPI	S	Opponent	Score	RPI	S	Opponent	Score
				32	A	Marquette	53 83	58	A	American	63 71	116	H	Delaware	59 70
								58	H	American	46 64	117	H	Dartmouth	71 56
								82	A	Navy	44 70	119	A	Yale	82 65
								82	H	Navy	46 55	126	A	Bucknell	36 60
												151	H	Binghamton	73 61
												160	A	Lehigh	55 59
												199	H	Boston U.	59 60
												231	A	Loyola Maryland	69 62
												231	H	Loyola Maryland	62 47
												237	A	Lafayette	65 60
												237	H	Lafayette	48 39
												243	H	Holy Cross	62 70
												266	A	St. Francis Brooklyn	52 73
												274	A	Fairleigh Dickinson	56 58
												278	A	Colgate	62 54
												279	H	LIU Brooklyn	71 37
												311	A	Air Force	65 59
												343	H	NJIT	79 49
LAST 12 Division I GAMES:															
				82	H	Navy	46 55	243	H	Holy Cross	62 70				
				237	H	Lafayette	48 39	82	A	Navy	44 70				
				58	A	American	63 71	237	A	Lafayette	65 60				
				231	H	Loyola Maryland	62 47	58	H	American	46 64				
				278	A	Colgate	62 54	126	A	Bucknell	36 60				
				160	A	Lehigh	55 59	231	A	Loyola Maryland	69 62				

Non-Div I Games: St. Joseph's (Brklyn) 107 46

Army West Point

Average RPI Win: 163

Average RPI Loss: 59

WON-LOST
RECORDWINNING
PCT. RANKLAST 10
GAMESSTRENGTH OF
SCHEDULEOPP. STRENGTH
OF SCHEDULETEAM
RPIADJ.
RPICONF.
RPIADJ CONF.
RPI

DIV. I ONLY	12- 11	162	3- 7	67	39	96	96	2	2
DIV. I NON-CONF.	8- 3	65	0- 0	189	163	87	87	2	2
<hr/>									
TOTALS	RPI 1-25	RPI 26-50	W-L RECORDS	RPI 51-100	RPI 101-999	RPI 201+			
12- 11	1- 6	0- 0	OVERALL	2- 4	9- 1	3- 0			
9- 2	1- 1	0- 0	HOME	1- 1	7- 0	3- 0			
2- 7	0- 5	0- 0	AWAY	1- 2	1- 0	0- 0			
1- 2	0- 0	0- 0	NEUTRAL	0- 1	1- 1	0- 0			
8- 3	0- 0	0- 0	NON-CONFERENCE	1- 2	7- 1	3- 0			
5- 0	0- 0	0- 0	HOME	0- 0	5- 0	3- 0			
2- 1	0- 0	0- 0	AWAY	1- 1	1- 0	0- 0			
1- 2	0- 0	0- 0	NEUTRAL	0- 1	1- 1	0- 0			
4- 8	1- 6	0- 0	CONFERENCE	1- 2	2- 0	0- 0			
4- 2	1- 1	0- 0	HOME	1- 1	2- 0	0- 0			
0- 6	0- 5	0- 0	AWAY	0- 1	0- 0	0- 0			
0- 0	0- 0	0- 0	NEUTRAL	0- 0	0- 0	0- 0			

RPI 1-25				RPI 26-50				RPI 51-100 Team's RPI: 96				RPI 101+			
RPI	S	Opponent	Score	RPI	S	Opponent	Score	RPI	S	Opponent	Score	RPI	S	Opponent	Score
7	A	Tennessee	59 70					63	A	Virginia Tech	63 72	130	H	Vanderbilt	63 60
17	A	Texas A&M	59 78					65	A	Indiana	65 53	133	N	Georgetown	60 40
17	H	Texas A&M	73 82					94	H	Alabama	69 60	157	H	Louisiana Tech	75 59
18	A	South Carolina	63 71					97	A	Kentucky	48 65	159	A	Louisiana	70 60
22	A	Georgia	48 60					98	H	Arkansas	58 68	162	H	Florida	84 55
25	A	LSU	56 59					99	N	Chattanooga	41 50	183	H	Southern U.	65 47
25	H	LSU	70 62									184	N	Northwestern	48 49
												217	H	N.C. A&T	63 53
												294	H	Southeastern La.	80 46
												337	H	La.-Monroe	67 41
<hr/>															
LAST 12 Division I GAMES:															
130	H	Vanderbilt	63 60	25	A	LSU	56 59	98	H	Arkansas	58 68				
25	H	LSU	70 62	18	A	South Carolina	63 71	17	H	Texas A&M	73 82				
17	A	Texas A&M	59 78	7	A	Tennessee	59 70								
97	A	Kentucky	48 65	162	H	Florida	84 55								
94	H	Alabama	69 60												
22	A	Georgia	48 60												

Non-Div I Games: Xavier (LA) 70 44

Auburn

Loss,
Non-Conf,
S Site,
H Home
A Away
N Neutral

Average RPI Win:	290	WON-LOST	WINNING	LAST 10	STRENGTH OF	OPP. STRENGTH	TEAM	ADJ.	CONF.	ADJ CONF.
Average RPI Loss:	172	RECORD	PCT. RANK	GAMES	SCHEDULE	OF SCHEDULE	RPI	RPI	RPI	RPI
DIV. I ONLY	12- 11	162	4- 6	332	301	238	238	25	25	
DIV. I NON-CONF.	5- 4	146	0- 0	325	305	214	214	27	27	

TOTALS	RPI 1-25	RPI 26-50	W-L RECORDS	RPI 51-100	RPI 101-999	RPI 201+				
12- 11	0- 0	0- 1	OVERALL	0- 1	12- 9	11- 5				
6- 3	0- 0	0- 0	HOME	0- 0	6- 3	5- 1				
6- 8	0- 0	0- 0	AWAY	0- 1	6- 1	6- 1				
0- 0	0- 0	0- 0	NEUTRAL	0- 0	0- 0	0- 0				
5- 4	0- 0	0- 1	NON-CONFERENCE	0- 0	5- 3	5- 1				
2- 1	0- 0	0- 0	HOME	0- 0	2- 1	2- 0				
3- 3	0- 0	0- 1	AWAY	0- 0	3- 2	3- 1				
0- 0	0- 0	0- 0	NEUTRAL	0- 0	0- 0	0- 0				
7- 7	0- 0	0- 0	CONFERENCE	0- 1	7- 6	6- 4				
4- 2	0- 0	0- 0	HOME	0- 0	4- 2	3- 1				
3- 5	0- 0	0- 0	AWAY	0- 1	3- 4	3- 3				
0- 0	0- 0	0- 0	NEUTRAL	0- 0	0- 0	0- 0				

RPI 1-25				RPI 26-50				RPI 51-100				RPI 101+ Team's RPI: 238			
RPI	S	Opponent	Score	RPI	S	Opponent	Score	RPI	S	Opponent	Score	RPI	S	Opponent	Score
				41	A	Ball St.	57 89	73	A	Belmont	75 78	105	H	Western Ill.	68 81
												107	A	Butler	54 75
												140	H	SIUE	38 61
												196	A	UT Martin	66 100
												196	H	UT Martin	69 62
												210	A	Jacksonville St.	47 65
												211	A	Illinois	47 59
												215	H	Morehead St.	59 66
												226	A	Southeast Mo. St.	61 50
												226	H	Southeast Mo. St.	66 65
												244	A	Northern Ky.	53 52
												262	A	Lipscomb	71 63
												295	A	Murray St.	65 91
												299	A	Tennessee Tech	59 63
												304	H	Eastern Ky.	59 45
												314	A	Alabama A&M	55 52
												333	A	Tennessee St.	75 59
												339	H	Ark. -Pine Bluff	97 61
												346	A	Eastern Ill.	75 66
												346	H	Eastern Ill.	69 59
												349	H	Evansville	82 73

LAST 12 Division I GAMES:															
346	A	Eastern Ill.	75 66	73	A	Belmont	75 78	333	A	Tennessee St.	75 59	210	A	Jacksonville St.	47 65
295	A	Murray St.	65 91	299	A	Tennessee Tech	59 63	226	H	Southeast Mo. St.	66 65	196	H	UT Martin	69 62
226	A	Southeast Mo. St.	61 50	215	H	Morehead St.	59 66	304	H	Eastern Ky.	59 45				

Non-Div I Games: Christian Bros. 73 50 Trevecca Nazarene 80 72

Austin Peay

Average RPI Win:	210	WON-LOST	WINNING	LAST 10	STRENGTH OF	OPP. STRENGTH	TEAM	ADJ.	CONF.	ADJ CONF.
Average RPI Loss:	120	RECORD	PCT. RANK	GAMES	SCHEDULE	OF SCHEDULE	RPI	RPI	RPI	RPI
DIV. I ONLY	14- 11	143	6- 4	152	126	125	125	13	13	
DIV. I NON-CONF.	5- 6	187	0- 0	177	120	202	202	11	11	

TOTALS	RPI 1-25	RPI 26-50	W-L RECORDS	RPI 51-100	RPI 101-999	RPI 201+				
14- 11	0- 1	0- 3	OVERALL	2- 1	12- 6	7- 2				
9- 3	0- 1	0- 1	HOME	2- 0	7- 1	4- 1				
5- 8	0- 0	0- 2	AWAY	0- 1	5- 5	3- 1				
0- 0	0- 0	0- 0	NEUTRAL	0- 0	0- 0	0- 0				
5- 6	0- 1	0- 2	NON-CONFERENCE	1- 0	4- 3	3- 1				
4- 2	0- 1	0- 0	HOME	1- 0	3- 1	3- 1				
1- 4	0- 0	0- 2	AWAY	0- 0	1- 2	0- 0				
0- 0	0- 0	0- 0	NEUTRAL	0- 0	0- 0	0- 0				
9- 5	0- 0	0- 1	CONFERENCE	1- 1	8- 3	4- 1				
5- 1	0- 0	0- 1	HOME	1- 0	4- 0	1- 0				
4- 4	0- 0	0- 0	AWAY	0- 1	4- 3	3- 1				
0- 0	0- 0	0- 0	NEUTRAL	0- 0	0- 0	0- 0				

RPI 1-25				RPI 26-50				RPI 51-100				RPI 101+				Team's RPI: 125
RPI	S	Opponent	Score	RPI	S	Opponent	Score	RPI	S	Opponent	Score	RPI	S	Opponent	Score	
22	H	Georgia	63 79	31	A	Northern Colo.	74 79	77	A	Saint Mary's (CA)	49 57	114	A	Colorado St.	54 56	
				35	A	Cal i forni a	45 70	77	H	Saint Mary's (CA)	63 54	147	A	Loyol a Marymount	67 55	
				49	H	Gonzaga	70 84	93	H	Utah	77 68	147	H	Loyol a Marymount	62 52	
												152	A	San Franci sco	73 76	
												152	H	San Franci sco	70 66	
												171	A	Paci fi c	76 83	
												171	H	Paci fi c	77 65	
												173	A	Washington	72 80	
												179	A	Eastern Wash.	73 69	
												203	A	San Di ego	69 70	
												229	A	Pepperdi ne	73 67	
												234	H	Montana St.	75 54	
												276	A	Santa Clara	55 34	
												276	H	Santa Clara	65 47	
												297	H	Utah St.	69 76	
												308	A	Portland	72 58	
												324	H	Southern Utah	75 67	
												328	H	Utah Valley	75 54	

LAST 12 Division I GAMES:																
152	A	San Franci sco	73 76	203	A	San Di ego	69 70									
276	A	Santa Clara	55 34	147	A	Loyol a Marymount	67 55									
49	H	Gonzaga	70 84	276	H	Santa Clara	65 47									
147	H	Loyol a Marymount	62 52	229	A	Pepperdi ne	73 67									
171	A	Paci fi c	76 83	171	H	Paci fi c	77 65									
77	H	Saint Mary's (CA)	63 54	152	H	San Franci sco	70 66									

Non-Div I Games:

BYU

Average RPI Win: 167

Average RPI Loss: 47

WON-LOST
RECORDWINNING
PCT. RANKLAST 10
GAMESSTRENGTH OF
SCHEDULEOPP. STRENGTH
OF SCHEDULETEAM
RPIADJ.
RPICONF.
RPIADJ CONF.
RPI

DIV. I ONLY	19- 4	22	7- 3	126	88	41	41	8	8
DIV. I NON-CONF.	10- 0	1	0- 0	178	114	22	22	8	8

TOTALS	RPI 1-25	RPI 26-50	W-L RECORDS	RPI 51-100	RPI 101-999	RPI 201+			
19- 4	0- 1	1- 1	OVERALL	2- 2	16- 0	9- 0			
11- 2	0- 1	1- 1	HOME	1- 0	9- 0	6- 0			
8- 2	0- 0	0- 0	AWAY	1- 2	7- 0	3- 0			
0- 0	0- 0	0- 0	NEUTRAL	0- 0	0- 0	0- 0			
10- 0	0- 0	1- 0	NON-CONFERENCE	1- 0	8- 0	4- 0			
6- 0	0- 0	1- 0	HOME	0- 0	5- 0	3- 0			
4- 0	0- 0	0- 0	AWAY	1- 0	3- 0	1- 0			
0- 0	0- 0	0- 0	NEUTRAL	0- 0	0- 0	0- 0			
9- 4	0- 1	0- 1	CONFERENCE	1- 2	8- 0	5- 0			
5- 2	0- 1	0- 1	HOME	1- 0	4- 0	3- 0			
4- 2	0- 0	0- 0	AWAY	0- 2	4- 0	2- 0			
0- 0	0- 0	0- 0	NEUTRAL	0- 0	0- 0	0- 0			

RPI 1-25				RPI 26-50				Team's RPI: 41				RPI 51-100				RPI 101+			
RPI	S	Opponent	Score	RPI	S	Opponent	Score	RPI	S	Opponent	Score	RPI	S	Opponent	Score	RPI	S	Opponent	Score
20	H	Buffalo	80 84	29	H	Central Mich.	65 69	53	A	Purdue	66 60	107	H	Butler	87 75				
				48	H	Western Ky.	93 81	64	A	Toledo	66 72	108	A	Western Mich.	81 71				
								75	A	Ohio	76 80	109	H	Missouri St.	70 58				
								92	H	Miami (OH)	86 61	124	H	Northern Ill.	81 72				
												129	A	Cleveland St.	76 64				
												130	A	Vanderbilt	88 79				
												149	A	Kent St.	79 58				
												205	A	Bowling Green	84 73				
												205	H	Bowling Green	82 41				
												212	A	Akron	74 61				
												212	H	Akron	97 65				
												222	H	Eastern Mich.	91 85				
												226	H	Southeast Mo. St.	69 56				
												238	H	Austin Peay	89 57				
												262	H	Lipscomb	84 46				
												333	A	Tennessee St.	85 65				
LAST 12 Division I GAMES:																			
108	A	Western Mich.	81 71	149	A	Kent St.	79 58												
222	H	Eastern Mich.	91 85	64	A	Toledo	66 72												
75	A	Ohio	76 80	20	H	Buffalo	80 84												
212	H	Akron	97 65	212	A	Akron	74 61												
124	H	Northern Ill.	81 72	205	A	Bowling Green	84 73												
205	H	Bowling Green	82 41	92	H	Miami (OH)	86 61												

Non-Div I Games: Oakland City 126 55

Ball St.

■ Loss,
 ■ Non-Conf, S Site,
 ■ Home
 ■ Away
 N Neutral

Average RPI Win: 117	WON-LOST RECORD	WINNING PCT. RANK	LAST 10 GAMES	STRENGTH OF SCHEDULE	OPP. STRENGTH OF SCHEDULE	TEAM RPI	ADJ. RPI	CONF. RPI	ADJ CONF. RPI
Average RPI Loss: 10									
DIV. I ONLY	24- 1	3	10- 0	51	19	6	6	4	4
DIV. I NON-CONF.	10- 1	15	0- 0	82	59	12	12	5	5

TOTALS	RPI 1-25	RPI 26-50	W-L RECORDS	RPI 51-100	RPI 101-999	RPI 201+			
24- 1	2- 1	4- 0	OVERALL	6- 0	12- 0	5- 0			
14- 0	2- 0	2- 0	HOME	3- 0	7- 0	3- 0			
8- 1	0- 1	2- 0	AWAY	2- 0	4- 0	2- 0			
2- 0	0- 0	0- 0	NEUTRAL	1- 0	1- 0	0- 0			
10- 1	1- 1	0- 0	NON-CONFERENCE	2- 0	7- 0	3- 0			
7- 0	1- 0	0- 0	HOME	1- 0	5- 0	2- 0			
1- 1	0- 1	0- 0	AWAY	0- 0	1- 0	1- 0			
2- 0	0- 0	0- 0	NEUTRAL	1- 0	1- 0	0- 0			
14- 0	1- 0	4- 0	CONFERENCE	4- 0	5- 0	2- 0			
7- 0	1- 0	2- 0	HOME	2- 0	2- 0	1- 0			
7- 0	0- 0	2- 0	AWAY	2- 0	3- 0	1- 0			
0- 0	0- 0	0- 0	NEUTRAL	0- 0	0- 0	0- 0			

RPI 1-25	Team's RPI: 6	RPI 26-50	RPI 51-100	RPI 101+
RPI S Opponent Score	RPI S Opponent Score	RPI S Opponent Score	RPI S Opponent Score	RPI S Opponent Score
9 H Texas 81 56	30 A Okl ahoma 74 52	51 A West Virginia 83 72	109 N Missouri St. 100 58	
10 A UCLA 68 82	30 H Okl ahoma 74 65	59 H TCU 83 63	111 H Lamar Universi ty 121 62	
14 H Stanford 81 57	44 A Okl ahoma St. 87 45	68 N Georgi a Tech 80 57	120 A Iowa St. 79 50	
	44 H Okl ahoma St. 77 64	84 A Kansas St. 88 58	120 H Iowa St. 89 49	
		84 H Kansas St. 75 50	128 H Central Ark. 86 55	
		97 H Kentucky 90 63	165 A Kansas 83 48	
			169 H North Dakota 105 43	
			230 A Texas Tech 90 44	
			230 H Texas Tech 97 49	
			249 A Ni chol l s St. 85 43	
			259 H McNeese 95 34	
			306 H Coppin St. 100 54	
LAST 12 Division I GAMES:				
44 A Okl ahoma St. 87 45	9 H Texas 81 56	84 H Kansas St. 75 50	120 A Iowa St. 79 50	
59 H TCU 83 63	30 H Okl ahoma 74 65	30 A Okl ahoma 74 52	165 A Kansas 83 48	
230 A Texas Tech 90 44	44 H Okl ahoma St. 77 64	120 H Iowa St. 89 49		
44 H Okl ahoma St. 77 64	51 A West Vi rgi ni a 83 72			

Non-Div I Games:

Bayl or

Average RPI Win:	225	WON-LOST	WINNING	LAST 10	STRENGTH OF	OPP. STRENGTH	TEAM	ADJ.	CONF.	ADJ CONF.
Average RPI Loss:	48	RECORD	PCT. RANK	GAMES	SCHEDULE	OF SCHEDULE	RPI	RPI	RPI	RPI
DIV. I ONLY	23- 3	8	10- 0	277	180	73	73	25	25	
DIV. I NON-CONF.	9- 3	61	0- 0	165	32	60	60	27	27	

TOTALS	RPI 1-25	RPI 26-50	W-L RECORDS	RPI 51-100	RPI 101-999	RPI 201+				
23- 3	0- 1	2- 1	OVERALL	0- 1	21- 0	14- 0				
9- 1	0- 0	0- 0	HOME	0- 1	9- 0	7- 0				
12- 1	0- 0	0- 0	AWAY	0- 0	12- 0	7- 0				
2- 1	0- 1	2- 0	NEUTRAL	0- 0	0- 0	0- 0				
9- 3	0- 1	2- 1	NON-CONFERENCE	0- 1	7- 0	3- 0				
3- 1	0- 0	0- 0	HOME	0- 1	3- 0	2- 0				
4- 1	0- 0	0- 1	AWAY	0- 0	4- 0	1- 0				
2- 1	0- 1	2- 0	NEUTRAL	0- 0	0- 0	0- 0				
14- 0	0- 0	0- 0	CONFERENCE	0- 0	14- 0	11- 0				
6- 0	0- 0	0- 0	HOME	0- 0	6- 0	5- 0				
8- 0	0- 0	0- 0	AWAY	0- 0	8- 0	6- 0				
0- 0	0- 0	0- 0	NEUTRAL	0- 0	0- 0	0- 0				

RPI 1-25				RPI 26-50				RPI 51-100				Team's RPI: 73				RPI 101+			
RPI	S	Opponent	Score	RPI	S	Opponent	Score	RPI	S	Opponent	Score	RPI	S	Opponent	Score	RPI	S	Opponent	Score
14	N	Stanford	53 74	30	A	Oklahoma	73 96	100	H	Wright St.	81 91	130	A	Vanderbilt	111 74				
				45	N	FGCU	75 65					140	A	SIUE	72 55				
				49	N	Gonzaga	71 63					140	H	SIUE	86 64				

Average RPI Win:	259	WON-LOST	WINNING	LAST 10	STRENGTH OF	OPP. STRENGTH	TEAM	ADJ.	CONF.	ADJ CONF.
Average RPI Loss:	165	RECORD	PCT. RANK	GAMES	SCHEDULE	OF SCHEDULE	RPI	RPI	RPI	RPI
DIV. I ONLY	17- 4	26	10- 0	315	320	123	123	30	30	
DIV. I NON-CONF.	6- 4	122	0- 1	242	292	178	178	30	30	

TOTALS	RPI 1-25	RPI 26-50	W-L RECORDS	RPI 51-100	RPI 101-999	RPI 201+				
17- 4	0- 0	0- 1	OVERALL	0- 1	17- 2	11- 2				
9- 2	0- 0	0- 0	HOME	0- 1	9- 1	7- 1				
6- 2	0- 0	0- 1	AWAY	0- 0	6- 1	4- 1				
2- 0	0- 0	0- 0	NEUTRAL	0- 0	2- 0	0- 0				
6- 4	0- 0	0- 1	NON-CONFERENCE	0- 1	6- 2	3- 2				
3- 2	0- 0	0- 0	HOME	0- 1	3- 1	2- 1				
1- 2	0- 0	0- 1	AWAY	0- 0	1- 1	1- 1				
2- 0	0- 0	0- 0	NEUTRAL	0- 0	2- 0	0- 0				
11- 0	0- 0	0- 0	CONFERENCE	0- 0	11- 0	8- 0				
6- 0	0- 0	0- 0	HOME	0- 0	6- 0	5- 0				
5- 0	0- 0	0- 0	AWAY	0- 0	5- 0	3- 0				
0- 0	0- 0	0- 0	NEUTRAL	0- 0	0- 0	0- 0				

RPI 1-25				RPI 26-50				RPI 51-100				RPI 101+ Team's RPI: 123			
RPI	S	Opponent	Score	RPI	S	Opponent	Score	RPI	S	Opponent	Score	RPI	S	Opponent	Score
				47	A	Miami (FL)	39 85					153	N	Texas St.	62 56
								89	H	Jacksonville	58 68	183	H	Southern U.	68 56
												197	A	Hampton	61 56
												200	N	Richmond	63 50
												201	A	Norfolk St.	58 51
												201	H	Norfolk St.	60 45
												228	A	North Florida	63 70
												247	A	Howard	59 55
												263	H	Prairie View	77 52
												264	H	Grand Canyon	69 60
												280	A	UMES	55 48
												280	H	UMES	73 61
												294	H	Southeastern La.	58 60
												303	A	FIU	77 59
												306	H	Coppin St.	64 38
												316	H	South Carolina St.	68 50
												330	A	Delaware St.	68 60
												335	H	N.C. Central	57 47
												344	H	Florida A&M	44 42
LAST 12 Division I GAMES:															
				335	H	N.C. Central	57 47					330	A	Delaware St.	68 60
				280	H	UMES	73 61					344	H	Florida A&M	44 42
				201	H	Norfolk St.	60 45					280	A	UMES	55 48
				306	H	Coppin St.	64 38					247	A	Howard	59 55
				197	A	Hampton	61 56					316	H	South Carolina St.	68 50
				201	A	Norfolk St.	58 51					47	A	Miami (FL)	39 85

Non-Div I Games: Edward Waters 101 60 Palm Beach Atl. 61 48

Bethune-Cookman

Average RPI Win: 242	WON-LOST RECORD	WINNING PCT. RANK	LAST 10 GAMES	STRENGTH OF SCHEDULE	OPP. STRENGTH OF SCHEDULE	TEAM RPI	ADJ. RPI	CONF. RPI	ADJ CONF. RPI
Average RPI Loss: 141									
DIV. I ONLY	16- 8	78	7- 3	287	238	151	151	20	20
DIV. I NON-CONF.	8- 4	87	0- 0	309	258	158	158	24	24

TOTALS	RPI 1-25	RPI 26-50	W-L RECORDS	RPI 51-100	RPI 101-999	RPI 201+			
16- 8	0- 0	0- 0	OVERALL	2- 2	14- 6	10- 0			
5- 4	0- 0	0- 0	HOME	1- 1	4- 3	2- 0			
10- 3	0- 0	0- 0	AWAY	1- 1	9- 2	7- 0			
1- 1	0- 0	0- 0	NEUTRAL	0- 0	1- 1	1- 0			
8- 4	0- 0	0- 0	NON-CONFERENCE	1- 0	7- 4	6- 0			
3- 1	0- 0	0- 0	HOME	1- 0	2- 1	1- 0			
4- 2	0- 0	0- 0	AWAY	0- 0	4- 2	4- 0			
1- 1	0- 0	0- 0	NEUTRAL	0- 0	1- 1	1- 0			
8- 4	0- 0	0- 0	CONFERENCE	1- 2	7- 2	4- 0			
2- 3	0- 0	0- 0	HOME	0- 1	2- 2	1- 0			
6- 1	0- 0	0- 0	AWAY	1- 1	5- 0	3- 0			
0- 0	0- 0	0- 0	NEUTRAL	0- 0	0- 0	0- 0			

RPI 1-25				RPI 26-50				RPI 51-100				RPI 101+ Team's RPI: 151			
RPI	S	Opponent	Score	RPI	S	Opponent	Score	RPI	S	Opponent	Score	RPI	S	Opponent	Score
								72	H	Penn	77 72	117	H	Dartmouth	80 64
								79	A	Albany (NY)	46 63	119	H	Yale	69 73
								81	A	Maine	66 62	126	A	Bucknell	59 64
								81	H	Maine	38 61	155	H	Hartford	64 59
												170	N	Tulsa	55 60
												175	A	Army West Point	61 73
												182	A	New Hampshire	54 52
												182	H	New Hampshire	61 63
												198	A	Stony Brook	69 64
												198	H	Stony Brook	59 67
												267	A	Cornell	66 58
												273	A	Rider	76 54
												280	N	UMES	68 51
												290	A	Vermont	62 48
												292	A	Bryant	55 47
												324	A	Southern Utah	72 66
												329	A	UMBC	68 53
												329	H	UMBC	81 51
												343	H	NJIT	67 36
												347	A	UMass Lowell	76 46

LAST 12 Division I GAMES:															
				329	A	UMBC	68 53					347	A	UMass Lowell	76 46
				198	A	Stony Brook	69 64					198	H	Stony Brook	59 67
				81	H	Maine	38 61					79	A	Albany (NY)	46 63
				290	A	Vermont	62 48					155	H	Hartford	64 59
				182	A	New Hampshire	54 52					182	H	New Hampshire	61 63
				329	H	UMBC	81 51					81	A	Maine	66 62

Non-Div I Games: SUNY Cortland 90 36

Binghamton

Average RPI Win: 201

Average RPI Loss: 149

WON-LOST
RECORDWINNING
PCT. RANKLAST 10
GAMESSTRENGTH OF
SCHEDULEOPP. STRENGTH
OF SCHEDULETEAM
RPIADJ.
RPICONF.
RPIADJ CONF.
RPI

DIV. I ONLY	13- 9	122	7- 3	239	119	174	174	16	16
DIV. I NON-CONF.	4- 5	202	0- 0	291	131	264	264	14	14

TOTALS	RPI 1-25	RPI 26-50	W-L RECORDS	RPI 51-100	RPI 101-999	RPI 201+			
13- 9	0- 0	0- 0	OVERALL	2- 5	11- 4	6- 3			
7- 5	0- 0	0- 0	HOME	2- 3	5- 2	2- 1			
6- 2	0- 0	0- 0	AWAY	0- 2	6- 0	4- 0			
0- 2	0- 0	0- 0	NEUTRAL	0- 0	0- 2	0- 2			
4- 5	0- 0	0- 0	NON-CONFERENCE	0- 2	4- 3	1- 3			
2- 3	0- 0	0- 0	HOME	0- 2	2- 1	0- 1			
2- 0	0- 0	0- 0	AWAY	0- 0	2- 0	1- 0			
0- 2	0- 0	0- 0	NEUTRAL	0- 0	0- 2	0- 2			
9- 4	0- 0	0- 0	CONFERENCE	2- 3	7- 1	5- 0			
5- 2	0- 0	0- 0	HOME	2- 1	3- 1	2- 0			
4- 2	0- 0	0- 0	AWAY	0- 2	4- 0	3- 0			
0- 0	0- 0	0- 0	NEUTRAL	0- 0	0- 0	0- 0			

RPI 1-25				RPI 26-50				RPI 51-100				RPI 101+				Team's RPI: 174
RPI	S	Opponent	Score	RPI	S	Opponent	Score	RPI	S	Opponent	Score	RPI	S	Opponent	Score	
								70	H	Wyoming	51 66	112	H	Saint Francis (PA)	87 59	
								77	H	Saint Mary's (CA)	72 74	114	A	Colorado St.	62 58	
								86	A	New Mexico	83 100	146	H	Fresno St.	75 66	
								86	H	New Mexico	91 85	173	H	Washington	85 62	
								87	H	Washington St.	53 61	179	A	Eastern Wash.	61 57	
								90	A	UNLV	54 77	189	H	Nevada	68 72	
								90	H	UNLV	69 60	203	N	San Diego	52 72	
												223	H	CSU Bakersfield	59 65	
												250	A	San Jose St.	112 80	
												251	A	San Diego St.	86 70	
												297	A	Utah St.	64 42	
												297	H	Utah St.	68 60	
												308	A	Portland	73 47	
												311	H	Air Force	49 46	
												318	N	Northern Ari z.	60 62	

LAST 12 Division I GAMES:																
				297	H	Utah St.	68 60	297	A	Utah St.	64 42					
				86	H	New Mexico	91 85	251	A	San Diego St.	86 70					
				90	A	UNLV	54 77	146	H	Fresno St.	75 66					
				311	H	Air Force	49 46	70	H	Wyoming	51 66					
				250	A	San Jose St.	112 80	86	A	New Mexico	83 100					
				189	H	Nevada	68 72	90	H	UNLV	69 60					

Non-Div I Games: Corban 94 50 Northwest Chrst. 83 51

Boi se St.

■ Loss,
 ■ Non-Conf,
 ■ S Site,
 ■ Home
 ■ Away
 N Neutral

Average RPI Win:	160	WON-LOST	WINNING	LAST 10	STRENGTH OF	OPP. STRENGTH	TEAM	ADJ.	CONF.	ADJ CONF.
Average RPI Loss:	96	RECORD	PCT. RANK	GAMES	SCHEDULE	OF SCHEDULE	RPI	RPI	RPI	RPI
DIV. I ONLY	7- 18	287	1- 9	55	59	208	208	1	1	
DIV. I NON-CONF.	5- 8	220	0- 0	136	198	220	220	1	1	
<hr/>										
TOTALS	RPI 1-25	RPI 26-50	W-L RECORDS	RPI 51-100	RPI 101-999	RPI 201+				
7- 18	0- 3	0- 4	OVERALL	2- 3	5- 8	2- 2				
6- 7	0- 0	0- 3	HOME	2- 1	4- 3	1- 1				
1- 11	0- 3	0- 1	AWAY	0- 2	1- 4	1- 0				
0- 0	0- 0	0- 0	NEUTRAL	0- 0	0- 0	0- 0				
5- 8	0- 0	0- 1	NON-CONFERENCE	2- 1	3- 6	2- 2				
4- 3	0- 0	0- 0	HOME	2- 1	2- 2	1- 1				
1- 5	0- 0	0- 1	AWAY	0- 0	1- 4	1- 1				
0- 0	0- 0	0- 0	NEUTRAL	0- 0	0- 0	0- 0				
2- 10	0- 3	0- 3	CONFERENCE	0- 2	2- 2	0- 0				
2- 4	0- 0	0- 3	HOME	0- 0	2- 1	0- 0				
0- 6	0- 3	0- 0	AWAY	0- 2	0- 1	0- 0				
0- 0	0- 0	0- 0	NEUTRAL	0- 0	0- 0	0- 0				

RPI 1-25				RPI 26-50				RPI 51-100				RPI 101+				Team's RPI: 208
RPI	S	Opponent	Score	RPI	S	Opponent	Score	RPI	S	Opponent	Score	RPI	S	Opponent	Score	
2	A	Notre Dame	60 89	28	H	Virginia	57 68	62	H	Houston	79 74	101	H	Seton Hall	53 73	
16	A	Duke	50 75	36	H	Syracuse	57 75	63	A	Virginia Tech	58 89	103	H	North Carolina	77 64	
19	A	NC State	54 72	43	A	Minnesota	68 78	68	A	Georgia Tech	43 67	106	H	Wake Forest	59 67	
				47	H	Miami (FL)	43 65	71	H	Fordham	55 52	117	A	Dartmouth	57 68	
								81	H	Maine	40 61	141	A	Clemson	61 65	
												167	H	Pittsburgh	72 61	
												182	H	New Hampshire	64 55	
												192	A	Providence	55 63	
												199	A	Boston U.	57 61	
												209	A	Columbia	60 68	
												243	A	Holy Cross	70 61	
												258	H	Fairfield	58 66	
												292	H	Bryant	65 42	
<hr/>																
LAST 12 Division I GAMES:																
167	H	Pittsburgh	72 61	47	H	Miami (FL)	43 65	141	A	Clemson	61 65					
68	A	Georgia Tech	43 67	2	A	Notre Dame	60 89									
19	A	NC State	54 72	28	H	Virginia	57 68									
106	H	Wake Forest	59 67	103	H	North Carolina	77 64									
36	H	Syracuse	57 75	63	A	Virginia Tech	58 89									
16	A	Duke	50 75													

Non-Div I Games:

Boston College

Average RPI Win:	225	WON-LOST	WINNING	LAST 10	STRENGTH OF	OPP. STRENGTH	TEAM	ADJ.	CONF.	ADJ CONF.
Average RPI Loss:	137	RECORD	PCT. RANK	GAMES	SCHEDULE	OF SCHEDULE	RPI	RPI	RPI	RPI
DIV. I ONLY	10- 13	210	3- 7	162	193	199	199	14	14	
DIV. I NON-CONF.	5- 5	170	0- 0	141	200	138	138	18	18	

TOTALS	RPI 1-25	RPI 26-50	W-L RECORDS	RPI 51-100	RPI 101-999	RPI 201+				
10- 13	0- 0	0- 1	OVERALL	0- 3	10- 9	7- 2				
4- 7	0- 0	0- 1	HOME	0- 1	4- 5	3- 2				
6- 6	0- 0	0- 0	AWAY	0- 2	6- 4	4- 0				
0- 0	0- 0	0- 0	NEUTRAL	0- 0	0- 0	0- 0				
5- 5	0- 0	0- 1	NON-CONFERENCE	0- 1	5- 3	3- 0				
2- 2	0- 0	0- 1	HOME	0- 0	2- 1	1- 0				
3- 3	0- 0	0- 0	AWAY	0- 1	3- 2	2- 0				
0- 0	0- 0	0- 0	NEUTRAL	0- 0	0- 0	0- 0				
5- 8	0- 0	0- 0	CONFERENCE	0- 2	5- 6	4- 2				
2- 5	0- 0	0- 0	HOME	0- 1	2- 4	2- 2				
3- 3	0- 0	0- 0	AWAY	0- 1	3- 2	2- 0				
0- 0	0- 0	0- 0	NEUTRAL	0- 0	0- 0	0- 0				

RPI 1-25				RPI 26-50				RPI 51-100				RPI 101+ Team's RPI: 199			
RPI	S	Opponent	Score	RPI	S	Opponent	Score	RPI	S	Opponent	Score	RPI	S	Opponent	Score
				40	H	UCF	32 47	58	A	American	50 66	116	A	Delaware	85 79
								78	A	Harvard	70 80	126	A	Bucknell I	57 67
								82	H	Navy	59 64	126	H	Bucknell I	58 63
												127	A	Brown	68 92
												138	H	Northeastern	74 73
												160	A	Lehigh	58 74
												160	H	Lehigh	56 65
												168	H	Marist	52 80
												175	A	Army West Point	60 59
												182	A	New Hampshire	57 72
												208	H	Boston College	61 57
												231	H	Loyola Maryland	75 56
												237	H	Lafayette	45 47
												243	A	Holy Cross	64 58
												243	H	Holy Cross	57 60
												278	A	Colgate	62 49
												278	H	Colgate	66 64
												290	A	Vermont	57 41
												292	A	Bryant	78 61
LAST 12 Division I GAMES:															
				243	A	Holy Cross	64 58	58	A	American	50 66				
				278	H	Colgate	66 64	243	H	Holy Cross	57 60				
				160	H	Lehigh	56 65	278	A	Colgate	62 49				
				126	A	Bucknell I	57 67	160	A	Lehigh	58 74				
				237	H	Lafayette	45 47	231	H	Loyola Maryland	75 56				
				82	H	Navy	59 64	126	H	Bucknell I	58 63				

Non-Div I Games:

Boston U.

Average RPI Win: 226

Average RPI Loss: 108

WON-LOST
RECORDWINNING
PCT. RANKLAST 10
GAMESSTRENGTH OF
SCHEDULEOPP. STRENGTH
OF SCHEDULETEAM
RPIADJ.
RPICONF.
RPIADJ CONF.
RPI

DIV. I ONLY	9- 14	236	2- 8	125	128	205	205	8	8
DIV. I NON-CONF.	7- 3	74	0- 0	227	318	114	114	8	8

TOTALS	RPI 1-25	RPI 26-50	W-L RECORDS	RPI 51-100	RPI 101-999	RPI 201+			
9- 14	0- 0	0- 4	OVERALL	0- 3	9- 7	6- 2			
4- 7	0- 0	0- 1	HOME	0- 3	4- 3	3- 2			
3- 7	0- 0	0- 3	AWAY	0- 0	3- 4	2- 0			
2- 0	0- 0	0- 0	NEUTRAL	0- 0	2- 0	1- 0			
7- 3	0- 0	0- 1	NON-CONFERENCE	0- 0	7- 2	5- 1			
3- 1	0- 0	0- 0	HOME	0- 0	3- 1	3- 1			
2- 2	0- 0	0- 1	AWAY	0- 0	2- 1	1- 0			
2- 0	0- 0	0- 0	NEUTRAL	0- 0	2- 0	1- 0			
2- 11	0- 0	0- 3	CONFERENCE	0- 3	2- 5	1- 1			
1- 6	0- 0	0- 1	HOME	0- 3	1- 2	0- 1			
1- 5	0- 0	0- 2	AWAY	0- 0	1- 3	1- 0			
0- 0	0- 0	0- 0	NEUTRAL	0- 0	0- 0	0- 0			

RPI 1-25				RPI 26-50				RPI 51-100				RPI 101+ Team's RPI: 205			
RPI	S	Opponent	Score	RPI	S	Opponent	Score	RPI	S	Opponent	Score	RPI	S	Opponent	Score
				29	A	Central Mi ch.	54 90	64	H	Toledo	67 77	108	A	Western Mi ch.	58 67
				38	A	South Dakota St.	44 76	75	H	Ohi o	63 70	108	H	Western Mi ch.	67 81
				41	A	Ball St.	41 82	92	H	Mi ami (OH)	62 66	124	A	Northern Ill.	68 73
				41	H	Ball St.	73 84					135	A	Cincinnati	51 75
												142	A	Robert Morris	64 62
												149	A	Kent St.	57 81
												149	H	Kent St.	60 50
												201	N	Norfolk St.	59 50
												212	A	Akron	66 64
												213	N	Fla. Atlantic	66 55
												214	H	Xavier	63 53
												222	H	Eastern Mi ch.	52 54
												283	H	Valparaiso	90 77
												289	H	Canisius	57 71
												304	H	Eastern Ky.	77 60
												317	A	Detroit Mercy	85 81

LAST 12 Division I GAMES:															
				124	A	Northern Ill.	68 73	75	H	Ohi o	63 70				
				108	H	Western Mi ch.	67 81	149	H	Kent St.	60 50				
				92	H	Mi ami (OH)	62 66	212	A	Akron	66 64				
				149	A	Kent St.	57 81	29	A	Central Mi ch.	54 90				
				64	H	Toledo	67 77	41	H	Ball St.	73 84				
				41	A	Ball St.	41 82	222	H	Eastern Mi ch.	52 54				

Non-Div I Games: Ferris St. 82 73

Bowling Green

Average RPI Win:	274	WON-LOST	WINNING	LAST 10	STRENGTH OF	OPP. STRENGTH	TEAM	ADJ.	CONF.	ADJ CONF.
Average RPI Loss:	158	RECORD	PCT. RANK	GAMES	SCHEDULE	OF SCHEDULE	RPI	RPI	RPI	RPI
DIV. I ONLY	10- 13	210	2- 8	293	256	248	248	24	24	
DIV. I NON-CONF.	5- 5	170	0- 0	245	261	200	200	22	22	

TOTALS	RPI 1-25	RPI 26-50	W-L RECORDS	RPI 51-100	RPI 101-999	RPI 201+				
10- 13	0- 1	0- 0	OVERALL	0- 1	10- 11	9- 4				
4- 6	0- 0	0- 0	HOME	0- 1	4- 5	3- 1				
5- 7	0- 1	0- 0	AWAY	0- 0	5- 6	5- 3				
1- 0	0- 0	0- 0	NEUTRAL	0- 0	1- 0	1- 0				
5- 5	0- 1	0- 0	NON-CONFERENCE	0- 0	5- 4	4- 2				
3- 1	0- 0	0- 0	HOME	0- 0	3- 1	2- 0				
1- 4	0- 1	0- 0	AWAY	0- 0	1- 3	1- 2				
1- 0	0- 0	0- 0	NEUTRAL	0- 0	1- 0	1- 0				
5- 8	0- 0	0- 0	CONFERENCE	0- 1	5- 7	5- 2				
1- 5	0- 0	0- 0	HOME	0- 1	1- 4	1- 1				
4- 3	0- 0	0- 0	AWAY	0- 0	4- 3	4- 1				
0- 0	0- 0	0- 0	NEUTRAL	0- 0	0- 0	0- 0				

RPI	S	Opponent	Score	RPI	S	Opponent	Score	RPI	S	Opponent	Score	RPI	S	Opponent	Score	Team's RPI: 248
12	A	Green Bay	40 72					85	H	Drake	75 84	105	H	Western Ill.	87 80	
												109	A	Missouri St.	54 74	
												109	H	Missouri St.	65 71	
												124	A	Northern Ill.	52 76	
												129	H	Cleveland St.	65 67	
												145	H	UNI	40 51	
												164	A	Southern Ill.	53 62	
												164	H	Southern Ill.	62 63	
												211	A	Illinois	62 74	
												226	A	Southeast Mo. St.	53 57	
												239	H	Omaha	69 56	
												249	N	Nicholls St.	75 65	
												255	A	Illinois St.	62 42	
												265	A	Indiana St.	50 65	
												283	A	Valparaiso	88 69	
												283	H	Valparaiso	69 58	
												307	A	Loyola Chicago	59 57	
												307	H	Loyola Chicago	61 71	
												327	H	Ill.-Chicago	58 48	
												346	A	Eastern Ill.	67 52	
												349	A	Evansville	117 59	
LAST 12 Division I GAMES:																
164	A	Southern Ill.	53 62	349	A	Evansville	117 59									
109	A	Missouri St.	54 74	265	A	Indiana St.	50 65									
307	H	Loyola Chicago	61 71	109	H	Missouri St.	65 71									
283	H	Valparaiso	69 58	164	H	Southern Ill.	62 63									
85	H	Drake	75 84	283	A	Valparaiso	88 69									
145	H	UNI	40 51	307	A	Loyola Chicago	59 57									

Non-Div I Games: Lincoln (MO) 88 44

Bradley

Average RPI Win:	232	WON-LOST	WINNING	LAST 10	STRENGTH OF	OPP. STRENGTH	TEAM	ADJ.	CONF.	ADJ CONF.
Average RPI Loss:	103	RECORD	PCT. RANK	GAMES	SCHEDULE	OF SCHEDULE	RPI	RPI	RPI	RPI
DIV. I ONLY	13- 7	92	3- 6	246	140	127	127	9	9	
DIV. I NON-CONF.	11- 1	13	3- 0	323	221	97	97	9	9	

TOTALS	RPI 1-25	RPI 26-50	W-L RECORDS	RPI 51-100	RPI 101-999	RPI 201+				
13- 7	0- 0	0- 2	OVERALL	0- 2	13- 3	8- 1				
5- 3	0- 0	0- 2	HOME	0- 1	5- 0	3- 0				
6- 4	0- 0	0- 0	AWAY	0- 1	6- 3	4- 1				
2- 0	0- 0	0- 0	NEUTRAL	0- 0	2- 0	1- 0				
11- 1	0- 0	0- 1	NON-CONFERENCE	0- 0	11- 0	7- 0				
4- 1	0- 0	0- 1	HOME	0- 0	4- 0	3- 0				
5- 0	0- 0	0- 0	AWAY	0- 0	5- 0	3- 0				
2- 0	0- 0	0- 0	NEUTRAL	0- 0	2- 0	1- 0				
2- 6	0- 0	0- 1	CONFERENCE	0- 2	2- 3	1- 1				
1- 2	0- 0	0- 1	HOME	0- 1	1- 0	0- 0				
1- 4	0- 0	0- 0	AWAY	0- 1	1- 3	1- 1				
0- 0	0- 0	0- 0	NEUTRAL	0- 0	0- 0	0- 0				

Brown

Brown

RPI 1-25				RPI 26-50				RPI 51-100				RPI 101+				Team's RPI: 127	
RPI	S	Opponent	Score	RPI	S	Opponent	Score	RPI	S	Opponent	Score	RPI	S	Opponent	Score		
				33	H	Princeton	62 77	72	H	Penn	55 88	117	A	Dartmouth	73 78		
				35	H	Cal i forni a	79 89	78	A	Harvard	85 87	119	A	Yale	63 77		
												119	H	Yale	81 71		
												171	A	Paci fi c	74 57		
												192	A	Provi dence	64 59		
												197	N	Hampton	73 66		
												199	H	Boston U.	92 68		
												209	A	Col umbi a	84 80		
												243	H	Holy Cross	82 78		
												247	A	Howard	85 81		
												267	A	Cornel I	68 70		
												278	A	Col gate	83 73		
												287	H	Sacred Heart	102 77		
												291	A	Central Conn. St.	78 55		
												292	H	Bryant	85 62		
												292	N	Bryant	72 60		
LAST 12 Division I GAMES:																	
				209	A	Col umbi a	84 80	119	H	Yale	81 71						
				267	A	Cornel I	68 70	119	A	Yale	63 77						
				33	H	Princeton	62 77	247	A	Howard	85 81						
				72	H	Penn	55 88	199	H	Boston U.	92 68						
				78	A	Harvard	85 87	278	A	Col gate	83 73						
				117	A	Dartmouth	73 78	287	H	Sacred Heart	102 77						

Non-Di v I Games: Johnson & Wales (RI) 100 79

Brown

Average RPI Win: 288
Average RPI Loss: 185

WON-LOST
RECORD

WINNING
PCT. RANK

LAST 10
GAMES

STRENGTH OF
SCHEDULE

OPP. STRENGTH
OF SCHEDULE

TEAM
RPI

ADJ.
RPI

CONF.
RPI

ADJ CONF.
RPI

DIV. I ONLY	7- 16	274	6- 4	251	319	292	292	29	29
DIV. I NON-CONF.	1- 10	327	0- 0	188	249	315	315	29	29

TOTALS	RPI 1-25	RPI 26-50	W-L RECORDS	RPI 51-100	RPI 101-999	RPI 201+			
7- 16	0- 0	0- 0	OVERALL	0- 2	7- 14	7- 6			
4- 7	0- 0	0- 0	HOME	0- 0	4- 7	4- 3			
2- 8	0- 0	0- 0	AWAY	0- 2	2- 6	2- 3			
1- 1	0- 0	0- 0	NEUTRAL	0- 0	1- 1	1- 0			
1- 10	0- 0	0- 0	NON-CONFERENCE	0- 2	1- 8	1- 2			
0- 4	0- 0	0- 0	HOME	0- 0	0- 4	0- 0			
0- 5	0- 0	0- 0	AWAY	0- 2	0- 3	0- 2			
1- 1	0- 0	0- 0	NEUTRAL	0- 0	1- 1	1- 0			
6- 6	0- 0	0- 0	CONFERENCE	0- 0	6- 6	6- 4			
4- 3	0- 0	0- 0	HOME	0- 0	4- 3	4- 3			
2- 3	0- 0	0- 0	AWAY	0- 0	2- 3	2- 1			
0- 0	0- 0	0- 0	NEUTRAL	0- 0	0- 0	0- 0			

RPI 1-25				RPI 26-50				RPI 51-100				RPI 101+ Team's RPI: 292			
RPI	S	Opponent	Score	RPI	S	Opponent	Score	RPI	S	Opponent	Score	RPI	S	Opponent	Score
								76	A	James Madison	36 67	112	A	Saint Francis (PA)	69 87
								81	A	Maine	68 70	127	A	Brown	62 85
												127	N	Brown	60 72
												142	A	Robert Morris	49 72
												151	H	Binghamton	47 55
												155	H	Hartford	47 59
												182	H	New Hampshire	65 74
												199	H	Boston U.	61 78
												208	A	Boston College	42 65
												243	A	Holy Cross	57 59
												266	H	St. Francis Brooklyn	73 63
												269	H	Mt. St. Mary's	63 68
												274	A	Fairleigh Dickinson	65 48
												274	H	Fairleigh Dickinson	69 77
												279	H	LIU Brooklyn	75 56
												287	A	Sacred Heart	81 73
												287	H	Sacred Heart	60 56
												291	A	Central Conn. St.	59 66
												291	H	Central Conn. St.	66 50
												326	H	Wagner	66 75
												332	N	Rhode Island	58 52
LAST 12 Division I GAMES:															
291	A	Central Conn. St.	59 66	279	H	LIU Brooklyn	75 56								
287	H	Sacred Heart	60 56	287	A	Sacred Heart	81 73								
274	H	Fairleigh Dickinson	69 77	274	A	Fairleigh Dickinson	65 48								
112	A	Saint Francis (PA)	69 87	291	H	Central Conn. St.	66 50								
142	A	Robert Morris	49 72	269	H	Mt. St. Mary's	63 68								
266	H	St. Francis Brooklyn	73 63	326	H	Wagner	66 75								

Non-Div I Games:

Bryant

Loss, Non-Conf, S Site, H Home A Away N Neutral

Average RPI Win: 222	WON-LOST RECORD	WINNING PCT. RANK	LAST 10 GAMES	STRENGTH OF SCHEDULE	OPP. STRENGTH OF SCHEDULE	TEAM RPI	ADJ. RPI	CONF. RPI	ADJ. CONF. RPI
Average RPI Loss: 146									
DIV. I ONLY	16- 8	78	8- 2	242	188	126	126	14	14
DIV. I NON-CONF.	6- 5	153	0- 0	271	224	192	192	18	18

TOTALS	RPI 1-25	RPI 26-50	W-L RECORDS	RPI 51-100	RPI 101-999	RPI 201+			
16- 8	0- 0	0- 0	OVERALL	1- 3	15- 5	9- 2			
9- 3	0- 0	0- 0	HOME	1- 0	8- 3	4- 2			
7- 5	0- 0	0- 0	AWAY	0- 3	7- 2	5- 0			
0- 0	0- 0	0- 0	NEUTRAL	0- 0	0- 0	0- 0			
6- 5	0- 0	0- 0	NON-CONFERENCE	0- 2	6- 3	4- 1			
3- 2	0- 0	0- 0	HOME	0- 0	3- 2	2- 1			
3- 3	0- 0	0- 0	AWAY	0- 2	3- 1	2- 0			
0- 0	0- 0	0- 0	NEUTRAL	0- 0	0- 0	0- 0			
10- 3	0- 0	0- 0	CONFERENCE	1- 1	9- 2	5- 1			
6- 1	0- 0	0- 0	HOME	1- 0	5- 1	2- 1			
4- 2	0- 0	0- 0	AWAY	0- 1	4- 1	3- 0			
0- 0	0- 0	0- 0	NEUTRAL	0- 0	0- 0	0- 0			

RPI	S	Opponent	Score	RPI	S	Opponent	Score	RPI	S	Opponent	Score	RPI	S	Opponent	Score
RPI 1-25				RPI 26-50				RPI 51-100				RPI 101+			
58	A	American	68	61	A	Drexel	63	71	A	Fordham	71	151	H	Binghamton	59
82	H	Navy	39					47				160	A	Lehigh	66
												160	H	Lehigh	52
												163	H	Saint Joseph's	77
												167	A	Pittsburgh	57
												175	H	Army West Point	36
												194	A	Youngstown St.	60
												199	A	Boston U.	58
												199	H	Boston U.	57
												212	H	Akron	52
												231	H	Loyola Maryland	68
												237	A	Lafayette	57
												237	H	Lafayette	53
												243	A	Holy Cross	47
												256	H	St. Bonaventure	59
												273	A	Rider	71
												278	A	Colgate	42
												278	H	Colgate	57
												289	H	Canisius	57
												338	A	Iona	53

LAST 12 Division I GAMES:															
278	A	Colgate	63	42	231	H	Loyola Maryland	65	68	278	H	Colgate	77	57	
160	H	Lehigh	59	52	160	A	Lehigh	62	66	237	H	Lafayette	83	53	
237	A	Lafayette	80	57	175	H	Army West Point	60	36	199	A	Boston U.	63	58	
199	H	Boston U.	67	57	199	A	Boston U.	63	58						
82	H	Navy	47	39											
243	A	Holy Cross	71	47											

Non-Div I Games:

Bucknell

Average RPI Win:	138	WON-LOST	WINNING	LAST 10	STRENGTH OF	OPP. STRENGTH	TEAM	ADJ.	CONF.	ADJ CONF.
Average RPI Loss:	108	RECORD	PCT. RANK	GAMES	SCHEDULE	OF SCHEDULE	RPI	RPI	RPI	RPI
DIV. I ONLY	19- 4	22	8- 2	86	79	20	20	8	8	
DIV. I NON-CONF.	9- 2	33	0- 0	205	56	43	43	8	8	
TOTALS	RPI 1-25	RPI 26-50	W-L RECORDS	RPI 51-100	RPI 101-999	RPI 201+				
19- 4	0- 0	1- 2	OVERALL	8- 0	10- 2	6- 1				
8- 0	0- 0	0- 0	HOME	2- 0	6- 0	3- 0				
8- 4	0- 0	1- 2	AWAY	4- 0	3- 2	3- 1				
3- 0	0- 0	0- 0	NEUTRAL	2- 0	1- 0	0- 0				
9- 2	0- 0	0- 1	NON-CONFERENCE	3- 0	6- 1	4- 1				
3- 0	0- 0	0- 0	HOME	0- 0	3- 0	2- 0				
3- 2	0- 0	0- 1	AWAY	1- 0	2- 1	2- 1				
3- 0	0- 0	0- 0	NEUTRAL	2- 0	1- 0	0- 0				
10- 2	0- 0	1- 1	CONFERENCE	5- 0	4- 1	2- 0				
5- 0	0- 0	0- 0	HOME	2- 0	3- 0	1- 0				
5- 2	0- 0	1- 1	AWAY	3- 0	1- 1	1- 0				
0- 0	0- 0	0- 0	NEUTRAL	0- 0	0- 0	0- 0				

RPI 1-25				Team's RPI: 20			
RPI	S	Opponent	Score				
29	A	Central Mi ch.	79 86				
34	A	Arizona St.	57 76				
41	A	Ball St.	84 80				

RPI 26-50			
RPI	S	Opponent	Score
29	A	Central Mi ch.	79 86
34	A	Arizona St.	57 76
41	A	Ball St.	84 80

RPI 51-100			
RPI	S	Opponent	Score
52	A	St. John' s (NY)	73 72
64	A	Tol edo	84 73
64	H	Tol edo	87 69
66	N	Nebraska	82 72
75	A	Oh i o	67 63
90	N	UNLV	80 53
92	A	Mi ami (OH)	64 49
92	H	Mi ami (OH)	72 67

RPI 101+			
RPI	S	Opponent	Score
108	H	Western Mi ch.	71 49
116	H	Del aware	87 73
124	A	Northern Ill .	84 86
141	N	Clemson	61 41
149	H	Kent St.	80 42
209	A	Col umbi a	65 63
212	A	Akron	89 66
222	H	Eastern Mi ch.	97 92
245	A	Niagara	62 75
256	A	St. Bonaventure	76 59
280	H	UMES	76 41
289	H	Canisius	73 47

LAST 12 Division I GAMES:			
92	A	Mi ami (OH)	64 49
149	H	Kent St.	80 42
64	A	Tol edo	84 73
29	A	Central Mi ch.	79 86
222	H	Eastern Mi ch.	97 92
64	H	Tol edo	87 69
75	A	Oh i o	67 63
41	A	Ball St.	84 80
92	H	Mi ami (OH)	72 67
124	A	Northern Ill .	84 86
108	H	Western Mi ch.	71 49
212	A	Akron	89 66

Non-Div I Games:

Buffalo

Average RPI Win: **181**
 Average RPI Loss: **62**

WON-LOST
RECORD

WINNING
PCT. RANK

LAST 10
GAMES

STRENGTH OF
SCHEDULE

OPP. STRENGTH
OF SCHEDULE

TEAM
RPI

ADJ.
RPI

CONF.
RPI

ADJ CONF.
RPI

DIV. I ONLY	13- 14	188	2- 8	56	82	107	107	6	6
DIV. I NON-CONF.	8- 4	87	0- 0	111	228	72	72	6	6

TOTALS	RPI 1-25	RPI 26-50	W-L RECORDS	RPI 51-100	RPI 101-999	RPI 201+			
13- 14	1- 3	1- 4	OVERALL	1- 4	10- 3	6- 1			
7- 6	0- 2	1- 1	HOME	0- 1	6- 2	3- 1			
5- 6	1- 1	0- 3	AWAY	0- 1	4- 1	3- 0			
1- 2	0- 0	0- 0	NEUTRAL	1- 2	0- 0	0- 0			
8- 4	0- 0	0- 2	NON-CONFERENCE	1- 2	7- 0	6- 0			
4- 0	0- 0	0- 0	HOME	0- 0	4- 0	3- 0			
3- 2	0- 0	0- 2	AWAY	0- 0	3- 0	3- 0			
1- 2	0- 0	0- 0	NEUTRAL	1- 2	0- 0	0- 0			
5- 10	1- 3	1- 2	CONFERENCE	0- 2	3- 3	0- 1			
3- 6	0- 2	1- 1	HOME	0- 1	2- 2	0- 1			
2- 4	1- 1	0- 1	AWAY	0- 1	1- 1	0- 0			
0- 0	0- 0	0- 0	NEUTRAL	0- 0	0- 0	0- 0			

RPI 1-25				RPI 26-50				RPI 51-100				RPI 101+				Team's RPI: 107
RPI	S	Opponent	Score	RPI	S	Opponent	Score	RPI	S	Opponent	Score	RPI	S	Opponent	Score	
23	A	Villanova	76 53	27	A	South Fla.	55 71	51	N	West Virginia	68 75	101	A	Seton Hall	64 75	
23	H	Villanova	67 69	32	A	Marquette	67 69	52	A	St. John's (NY)	38 76	101	H	Seton Hall	66 48	
24	A	DePaul	65 87	32	H	Marquette	59 78	52	H	St. John's (NY)	55 73	133	A	Georgetown	66 57	
24	H	DePaul	68 86	37	H	Creighton	59 53	61	N	Drexel	62 76	133	H	Georgetown	52 63	
				41	A	Ball St.	75 87	63	N	Virginia Tech	79 77	185	H	Wisconsin	69 62	
												192	H	Providence	68 57	
												214	H	Xavier	62 69	
												238	H	Austin Peay	75 54	
												255	A	Illinois St.	56 45	
												262	H	Lipscomb	70 58	
												265	A	Indiana St.	60 51	
												295	A	Murray St.	88 59	
												307	H	Loyola Chicago	64 52	

LAST 12 Division I GAMES:																
32	H	Marquette	59 78	192	H	Providence	68 57									
24	H	DePaul	68 86	37	H	Creighton	59 53									
101	A	Seton Hall	64 75	24	A	DePaul	65 87									
52	A	St. John's (NY)	38 76	32	A	Marquette	67 69									
23	H	Villanova	67 69	52	H	St. John's (NY)	55 73									
133	H	Georgetown	52 63	101	H	Seton Hall	66 48									

Butler

Butler

Non-Div I Games:

Butler

Loss, **Non-Conf**, **S Site**, **H Home** **A Away** **N Neutral**

Average RPI Win:	285	WON-LOST	WINNING	LAST 10	STRENGTH OF	OPP. STRENGTH	TEAM	ADJ.	CONF.	ADJ CONF.
Average RPI Loss:	174	RECORD	PCT. RANK	GAMES	SCHEDULE	OF SCHEDULE	RPI	RPI	RPI	RPI
DIV. I ONLY	12- 10	148	8- 2	333	260	223	223	31	31	
DIV. I NON-CONF.	4- 8	239	0- 2	250	177	234	234	31	31	

TOTALS	RPI 1-25	RPI 26-50	W-L RECORDS	RPI 51-100	RPI 101-999	RPI 201+				
12- 10	0- 1	0- 0	OVERALL	0- 1	12- 8	11- 4				
7- 2	0- 0	0- 0	HOME	0- 0	7- 2	7- 1				
5- 8	0- 1	0- 0	AWAY	0- 1	5- 6	4- 3				
0- 0	0- 0	0- 0	NEUTRAL	0- 0	0- 0	0- 0				
4- 8	0- 1	0- 0	NON-CONFERENCE	0- 1	4- 6	3- 2				
2- 1	0- 0	0- 0	HOME	0- 0	2- 1	2- 0				
2- 7	0- 1	0- 0	AWAY	0- 1	2- 5	1- 2				
0- 0	0- 0	0- 0	NEUTRAL	0- 0	0- 0	0- 0				
8- 2	0- 0	0- 0	CONFERENCE	0- 0	8- 2	8- 2				
5- 1	0- 0	0- 0	HOME	0- 0	5- 1	5- 1				
3- 1	0- 0	0- 0	AWAY	0- 0	3- 1	3- 1				
0- 0	0- 0	0- 0	NEUTRAL	0- 0	0- 0	0- 0				

RPI 1-25				RPI 26-50				RPI 51-100				RPI 101+ Team's RPI: 223			
RPI	S	Opponent	Score	RPI	S	Opponent	Score	RPI	S	Opponent	Score	RPI	S	Opponent	Score
14	A	Stanford	34 57					74	A	South Dakota	50 66	136	A	UTEP	56 67
												154	A	Cal Poly	57 59
												172	H	UC Irvine	59 72
												174	A	Boise St.	65 59
												191	A	SMU	29 41
												218	H	Seattle U	75 68
												235	A	UC Riverside	65 68
												239	H	Omaha	52 43
												241	A	New Mexico St.	48 56
												241	H	New Mexico St.	62 52
												250	A	San Jose St.	57 67
												268	A	UMKC	76 62
												268	H	UMKC	58 60
												313	H	Cal St. Fullerton	55 43
												319	A	UTRGV	67 64
												319	H	UTRGV	71 30
												324	A	Southern Utah	46 45
												328	H	Utah Valley	63 58
												340	A	Chicago St.	63 36
												340	H	Chicago St.	63 49

LAST 12 Division I GAMES:															
319	H	UTRGV	71 30	268	H	UMKC	58 60								
241	H	New Mexico St.	62 52	241	A	New Mexico St.	48 56								
268	A	UMKC	76 62	319	A	UTRGV	67 64								
340	A	Chicago St.	63 36	328	H	Utah Valley	63 58								
218	H	Seattle U	75 68	172	H	UC Irvine	59 72								
340	H	Chicago St.	63 49	154	A	Cal Poly	57 59								

Non-Div I Games: Fresno Pacific 74 63 Whittier 72 35

Average RPI Win:	228	WON-LOST	WINNING	LAST 10	STRENGTH OF	OPP. STRENGTH	TEAM	ADJ.	CONF.	ADJ CONF.
Average RPI Loss:	171	RECORD	PCT. RANK	GAMES	SCHEDULE	OF SCHEDULE	RPI	RPI	RPI	RPI
DIV. I ONLY	12- 12	176	5- 5	202	234	202	202	21	21	
DIV. I NON-CONF.	6- 7	184	1- 0	196	274	223	223	19	19	

TOTALS	RPI 1-25	RPI 26-50	W-L RECORDS	RPI 51-100	RPI 101-999	RPI 201+				
12- 12	0- 1	0- 0	OVERALL	1- 1	11- 10	9- 5				
7- 5	0- 0	0- 0	HOME	1- 0	6- 5	5- 3				
5- 6	0- 1	0- 0	AWAY	0- 1	5- 4	4- 2				
0- 1	0- 0	0- 0	NEUTRAL	0- 0	0- 1	0- 0				
6- 7	0- 1	0- 0	NON-CONFERENCE	0- 0	6- 6	4- 3				
4- 3	0- 0	0- 0	HOME	0- 0	4- 3	3- 1				
2- 3	0- 1	0- 0	AWAY	0- 0	2- 2	1- 2				
0- 1	0- 0	0- 0	NEUTRAL	0- 0	0- 1	0- 0				
6- 5	0- 0	0- 0	CONFERENCE	1- 1	5- 4	5- 2				
3- 2	0- 0	0- 0	HOME	1- 0	2- 2	2- 2				
3- 3	0- 0	0- 0	AWAY	0- 1	3- 2	3- 0				
0- 0	0- 0	0- 0	NEUTRAL	0- 0	0- 0	0- 0				

RPI 1-25				RPI 26-50				RPI 51-100				RPI 101+				Team's RPI: 202
RPI	S	Opponent	Score	RPI	S	Opponent	Score	RPI	S	Opponent	Score	RPI	S	Opponent	Score	
11	A	Oregon	43 91					57	A	UC Davis	46 72	113	N	Milwaukee	50 58	
								57	H	UC Davis	75 71	146	H	Fresno St.	85 72	
												147	A	Loyola Marymount	75 68	
												148	H	Weber St.	61 64	
												150	H	Idaho	75 80	
												154	A	Cal Poly	71 84	
												172	A	UC Irvine	47 56	
												204	A	UC Santa Barbara	48 30	
												204	H	UC Santa Barbara	73 74	
												218	H	Seattle U	67 62	
												227	A	New Orleans	73 76	
												235	H	UC Riverside	60 55	
												239	H	Omaha	60 68	
												250	A	San Jose St.	76 59	
												251	A	San Diego St.	55 58	
												252	A	Hawaii	70 58	
												277	H	Arizona	66 63	
												313	A	Cal St. Fullerton	70 68	
												313	H	Cal St. Fullerton	65 41	
												318	H	Northern Ariz.	78 69	
												325	H	Long Beach St.	51 59	

LAST 12 Division I GAMES:																
				57	A	UC Davis	46 72	235	H	UC Riverside	60 55					
				325	H	Long Beach St.	51 59	313	H	Cal St. Fullerton	65 41					
				57	H	UC Davis	75 71	154	A	Cal Poly	71 84					
				204	A	UC Santa Barbara	48 30	204	H	UC Santa Barbara	73 74					
				172	A	UC Irvine	47 56	313	A	Cal St. Fullerton	70 68					
				252	A	Hawaii	70 58	218	H	Seattle U	67 62					

Non-Div I Games: Biola 68 51

CSUN

■ Loss,
 ■ Non-Conf,
 ■ S Site,
 ■ Home
 ■ A Away
 N Neutral

C
a
l
P
o
l
y

Cal Poly		Through Games Of Feb. 13, 2018									
Average RPI	Win: 254	WON-LOST	WINNING	LAST 10	STRENGTH OF	OPP. STRENGTH	TEAM	ADJ.	CONF.	ADJ CONF.	
Average RPI	Loss: 138	RECORD	PCT. RANK	GAMES	SCHEDULE	OF SCHEDULE	RPI	RPI	RPI	RPI	
DIV. I ONLY	13- 9	122	7- 3	235	257	154	154	21	21		
DIV. I NON-CONF.	5- 6	187	1- 0	185	325	184	184	19	19		

TOTALS	RPI 1-25	RPI 26-50	W-L RECORDS	RPI 51-100	RPI 101-999	RPI 201+					
13- 9	0- 0	0- 1	OVERALL	0- 3	13- 5	11- 2					
8- 2	0- 0	0- 0	HOME	0- 1	8- 1	6- 0					
5- 7	0- 0	0- 1	AWAY	0- 2	5- 4	5- 2					
0- 0	0- 0	0- 0	NEUTRAL	0- 0	0- 0	0- 0					
5- 6	0- 0	0- 1	NON-CONFERENCE	0- 1	5- 4	4- 1					
3- 1	0- 0	0- 0	HOME	0- 0	3- 1	2- 0					
2- 5	0- 0	0- 1	AWAY	0- 1	2- 3	2- 1					
0- 0	0- 0	0- 0	NEUTRAL	0- 0	0- 0	0- 0					
8- 3	0- 0	0- 0	CONFERENCE	0- 2	8- 1	7- 1					
5- 1	0- 0	0- 0	HOME	0- 1	5- 0	4- 0					
3- 2	0- 0	0- 0	AWAY	0- 1	3- 1	3- 1					
0- 0	0- 0	0- 0	NEUTRAL	0- 0	0- 0	0- 0					

RPI 1-25				RPI 26-50				RPI 51-100				RPI 101+ Team's RPI: 154			
RPI	S	Opponent	Score	RPI	S	Opponent	Score	RPI	S	Opponent	Score	RPI	S	Opponent	Score
				43	A	Minnesota	68 112	57	A	UC Davis	77 85	142	H	Robert Morris	50 66
								57	H	UC Davis	76 80	152	A	San Francisco	71 83
								77	A	Saint Mary's (CA)	64 82	152	H	San Francisco	88 83
												172	H	UC Irvine	79 76
												179	A	Eastern Wash.	72 75
												202	H	CSUN	84 71
												204	A	UC Santa Barbara	68 73
												223	H	CSU Bakersfield	59 57
												235	A	UC Riverside	87 82
												235	H	UC Riverside	91 73
												252	H	Hawaii	52 50
												264	H	Grand Canyon	75 69
												284	A	North Dakota St.	73 69
												313	A	Cal St. Fullerton	72 63
												318	A	Northern Ariz.	89 73
												325	A	Long Beach St.	75 64
												325	H	Long Beach St.	70 61
												328	A	Utah Valley	70 89

LAST 12 Division I GAMES:															
				325	H	Long Beach St.	70 61	57	H	UC Davis	76 80				
				57	A	UC Davis	77 85	172	H	UC Irvine	79 76				
				235	H	UC Riverside	91 73	202	H	CSUN	84 71				
				252	H	Hawaii	52 50	204	A	UC Santa Barbara	68 73				
				313	A	Cal St. Fullerton	72 63	235	A	UC Riverside	87 82				
				325	A	Long Beach St.	75 64	223	H	CSU Bakersfield	59 57				

Non-Div I Games: Cal St. Monterey Bay77 44

Cal Poly

C
a
l
P
o
l
y

C
a
l
s
t
·
F
u
l
l
e
r
t
o
n

Cal St. Fullerton				Through Games Of Feb. 13, 2018						
Average RPI Win:	298	WON-LOST	WINNING	LAST 10	STRENGTH OF	OPP. STRENGTH	TEAM	ADJ.	CONF.	ADJ CONF.
Average RPI Loss:	189	RECORD	PCT. RANK	GAMES	SCHEDULE	OF SCHEDULE	RPI	RPI	RPI	RPI
DIV. I ONLY	6- 16	291	2- 8	300	272	313	313	21	21	
DIV. I NON-CONF.	4- 8	239	1- 1	305	328	287	287	19	19	

TOTALS	RPI 1-25	RPI 26-50	W-L RECORDS	RPI 51-100	RPI 101-999	RPI 201+				
6- 16	0- 0	0- 0	OVERALL	0- 1	6- 15	6- 8				
4- 6	0- 0	0- 0	HOME	0- 0	4- 6	4- 2				
2- 9	0- 0	0- 0	AWAY	0- 1	2- 8	2- 6				
0- 1	0- 0	0- 0	NEUTRAL	0- 0	0- 1	0- 0				
4- 8	0- 0	0- 0	NON-CONFERENCE	0- 0	4- 8	4- 3				
2- 2	0- 0	0- 0	HOME	0- 0	2- 2	2- 0				
2- 5	0- 0	0- 0	AWAY	0- 0	2- 5	2- 3				
0- 1	0- 0	0- 0	NEUTRAL	0- 0	0- 1	0- 0				
2- 8	0- 0	0- 0	CONFERENCE	0- 1	2- 7	2- 5				
2- 4	0- 0	0- 0	HOME	0- 0	2- 4	2- 2				
0- 4	0- 0	0- 0	AWAY	0- 1	0- 3	0- 3				
0- 0	0- 0	0- 0	NEUTRAL	0- 0	0- 0	0- 0				

RPI 1-25				RPI 26-50				RPI 51-100				RPI 101+ Team's RPI: 313					
RPI	S	Opponent	Score	RPI	S	Opponent	Score	RPI	S	Opponent	Score	RPI	S	Opponent	Score		
								57	A	UC Davis	53	67	136	H	UTEP	91	92
													150	A	Idaho	60	80
													154	H	Cal Poly	63	72
													171	A	Pacific	65	81
													172	H	UC Irvine	60	76
													180	H	Denver	58	83
													190	N	Oral Roberts	50	60
													202	A	CSUN	41	65
													202	H	CSUN	68	70
													204	H	UC Santa Barbara	52	59
													223	A	CSU Bakersfield	43	55
													235	A	UC Riverside	50	63
													240	A	Montana	47	68
													251	A	San Diego St.	58	59
													252	A	Hawaii	54	59
													252	H	Hawaii	69	57
													276	A	Santa Clara	73	69
													296	H	UTSA	55	46
													308	H	Portland	66	61
													325	H	Long Beach St.	67	61
													328	A	Utah Valley	73	36
LAST 12 Division I GAMES:																	
				204	H	UC Santa Barbara	52	59	235	A	UC Riverside	50	63				
				252	A	Hawaii	54	59	325	H	Long Beach St.	67	61				
				172	H	UC Irvine	60	76	202	H	CSUN	68	70				
				154	H	Cal Poly	63	72	252	H	Hawaii	69	57				
				57	A	UC Davis	53	67	136	H	UTEP	91	92				
				202	A	CSUN	41	65	328	A	Utah Valley	73	36				

C
a
l
s
t
·
F
u
l
l
e
r
t
o
n

Non-Div I Games: Antelope Valley 74 48

Cal St. Fullerton

Average RPI	Win:	159	WON-LOST	WINNING	LAST 10	STRENGTH OF	OPP. STRENGTH	TEAM	ADJ.	CONF.	ADJ CONF.
Average RPI	Loss:	20	RECORD	PCT. RANK	GAMES	SCHEDULE	OF SCHEDULE	RPI	RPI	RPI	RPI
DIV. I ONLY		17- 8		71	6- 4	33	54	35	35	5	5
DIV. I NON-CONF.		9- 2		33	0- 0	44	88	21	21	3	3

TOTALS	RPI 1-25		RPI 26-50		W-L RECORDS	RPI 51-100		RPI 101-999		RPI 201+	
17- 8	0- 5		2- 3		OVERALL	4- 0		11- 0		6- 0	
11- 3	0- 2		1- 1		HOME	3- 0		7- 0		4- 0	
6- 5	0- 3		1- 2		AWAY	1- 0		4- 0		2- 0	
0- 0	0- 0		0- 0		NEUTRAL	0- 0		0- 0		0- 0	
9- 2	0- 2		0- 0		NON-CONFERENCE	2- 0		7- 0		4- 0	
5- 1	0- 1		0- 0		HOME	1- 0		4- 0		3- 0	
4- 1	0- 1		0- 0		AWAY	1- 0		3- 0		1- 0	
0- 0	0- 0		0- 0		NEUTRAL	0- 0		0- 0		0- 0	
8- 6	0- 3		2- 3		CONFERENCE	2- 0		4- 0		2- 0	
6- 2	0- 1		1- 1		HOME	2- 0		3- 0		1- 0	
2- 4	0- 2		1- 2		AWAY	0- 0		1- 0		1- 0	
0- 0	0- 0		0- 0		NEUTRAL	0- 0		0- 0		0- 0	

RPI 1-25				RPI 26-50				Team's RPI: 35				RPI 51-100				RPI 101+			
RPI	S	Opponent	Score	RPI	S	Opponent	Score	RPI	S	Opponent	Score	RPI	S	Opponent	Score	RPI	S	Opponent	Score
1	A	UConn	47 82	34	A	Ari zona St.	71 80	77	H	Saint Mary's (CA)	87 80	125	H	BYU	70 45				
10	A	UCLA	52 60	34	H	Ari zona St.	42 57	87	H	Washington St.	66 60	127	A	Brown	89 79				
10	H	UCLA	46 82	46	A	Oregon St.	48 68	93	H	Utah	84 73	143	H	Col orado	78 76				
11	A	Oregon	54 91	50	A	Southern Cal i forni a	62 59	97	A	Kentucky	62 52	171	A	Paci fic	92 85				
15	H	Missouri	52 55	50	H	Southern Cal i forni a	76 64					173	H	Washi ngton	69 60				
												203	H	San Di ego	89 64				
												218	H	Seattle U	87 67				
												253	H	Manhattan	87 66				
												276	A	Santa Clara	79 41				
												277	A	Ari zona	53 51				
												277	H	Ari zona	63 39				
LAST 12 Di vi si on I GAMES:																			
				93	H	Utah	84 73	50	A	Southern Cal i forni a	62 59								
				143	H	Col orado	78 76	10	A	UCLA	52 60								
				46	A	Oregon St.	48 68	87	H	Washington St.	66 60								
				11	A	Oregon	54 91	173	H	Washing ton	69 60								
				34	H	Ari zona St.	42 57	277	A	Ari zona	53 51								
				277	H	Ari zona	63 39	34	A	Ari zona St.	71 80								

Non-Di v I Games:

Cal i forni a

Average RPI Win:	279	WON-LOST	WINNING	LAST 10	STRENGTH OF	OPP. STRENGTH	TEAM	ADJ.	CONF.	ADJ CONF.
Average RPI Loss:	178	RECORD	PCT. RANK	GAMES	SCHEDULE	OF SCHEDULE	RPI	RPI	RPI	RPI
DIV. I ONLY	11- 11	176	4- 6	311	304	246	246	27	27	
DIV. I NON-CONF.	5- 4	146	0- 0	317	276	229	229	28	28	

TOTALS	RPI 1-25	RPI 26-50	W-L RECORDS	RPI 51-100	RPI 101-999	RPI 201+				
11- 11	0- 0	0- 0	OVERALL	0- 3	11- 8	10- 4				
5- 6	0- 0	0- 0	HOME	0- 2	5- 4	5- 1				
6- 5	0- 0	0- 0	AWAY	0- 0	6- 3	5- 3				
0- 0	0- 0	0- 0	NEUTRAL	0- 0	0- 0	0- 0				
5- 4	0- 0	0- 0	NON-CONFERENCE	0- 1	5- 3	5- 1				
2- 2	0- 0	0- 0	HOME	0- 1	2- 1	2- 0				
3- 2	0- 0	0- 0	AWAY	0- 0	3- 2	3- 1				
0- 0	0- 0	0- 0	NEUTRAL	0- 0	0- 0	0- 0				
6- 7	0- 0	0- 0	CONFERENCE	0- 2	6- 5	5- 3				
3- 4	0- 0	0- 0	HOME	0- 1	3- 3	3- 1				
3- 3	0- 0	0- 0	AWAY	0- 1	3- 2	2- 2				
0- 0	0- 0	0- 0	NEUTRAL	0- 0	0- 0	0- 0				

RPI 1-25				RPI 26-50				RPI 51-100				RPI 101+ Team's RPI : 246					
RPI	S	Opponent	Score	RPI	S	Opponent	Score	RPI	S	Opponent	Score	RPI	S	Opponent	Score		
								56	H	Mercer	57	58	137	H	Radford	50	51
								88	A	Liberty	42	60	165	A	Kansas	48	66
								88	H	Liberty	33	46	177	A	High Point	51	44
													177	H	High Point	53	62
													201	H	Norfolk St.	27	53
													220	A	UNCG	72	61
													224	A	Gardner-Webb	73	44
													225	H	UNC Asheville	52	60
													247	A	Howard	61	63
													254	A	Col. of Charleston	53	45
													272	A	Presbyteri an	59	65
													272	H	Presbyteri an	53	40
													281	H	USC Upstate	69	49
													305	A	Charleston So.	59	63
													305	H	Charleston So.	58	49
													310	H	Western Caro.	58	51
													335	A	N.C. Central	58	51
													341	A	Winthrop	72	48
													348	H	Longwood	58	48
LAST 12 Division I GAMES:																	
272	H	Presbyteri an	53	40	224	A	Gardner-Webb	73	44								
88	H	Liberty	33	46	88	A	Liberty	42	60								
305	A	Charleston So.	59	63	177	H	High Point	53	62								
177	A	High Point	51	44	272	A	Presbyteri an	59	65								
137	H	Radford	50	51	305	H	Charleston So.	58	49								
348	H	Longwood	58	48	341	A	Winthrop	72	48								

Non-Div I Games: Columbia Int'l 78 39 William Peace 94 42

Campbell

Average RPI Win:	279	WON-LOST	WINNING	LAST 10	STRENGTH OF	OPP. STRENGTH	TEAM	ADJ.	CONF.	ADJ CONF.
Average RPI Loss:	185	RECORD	PCT. RANK	GAMES	SCHEDULE	OF SCHEDULE	RPI	RPI	RPI	RPI
DIV. I ONLY	8- 17	269	5- 5	283	300	289	289	28	28	
DIV. I NON-CONF.	2- 9	295	0- 0	240	283	309	309	26	26	

TOTALS	RPI 1-25	RPI 26-50	W-L RECORDS	RPI 51-100	RPI 101-999	RPI 201+				
8- 17	0- 1	0- 0	OVERALL	0- 3	8- 13	8- 9				
4- 8	0- 0	0- 0	HOME	0- 1	4- 7	4- 6				
4- 8	0- 0	0- 0	AWAY	0- 1	4- 0	4- 0				
0- 1	0- 0	0- 0	NEUTRAL	0- 0	0- 1	0- 0				
2- 9	0- 1	0- 0	NON-CONFERENCE	0- 1	2- 7	2- 5				
1- 4	0- 0	0- 0	HOME	0- 0	1- 4	1- 4				
1- 4	0- 1	0- 0	AWAY	0- 1	1- 2	1- 1				
0- 1	0- 0	0- 0	NEUTRAL	0- 0	0- 1	0- 0				
6- 8	0- 0	0- 0	CONFERENCE	0- 2	6- 6	6- 4				
3- 4	0- 0	0- 0	HOME	0- 1	3- 3	3- 2				
3- 4	0- 0	0- 0	AWAY	0- 1	3- 3	3- 2				
0- 0	0- 0	0- 0	NEUTRAL	0- 0	0- 0	0- 0				

RPI 1-25				RPI 26-50				RPI 51-100				RPI 101+ Team's RPI: 289			
RPI	S	Opponent	Score	RPI	S	Opponent	Score	RPI	S	Opponent	Score	RPI	S	Opponent	Score
20	A	Buffalo	47 73					55	A	Quinnipiac	39 64	118	N	Middle Tenn.	45 55
								55	H	Quinnipiac	55 84	126	A	Bucknell	57 76
								92	A	Miami (OH)	47 72	168	A	Marist	47 58
												168	H	Marist	53 78
												205	A	Bowling Green	71 57
												206	H	Siena	65 57
												215	H	Morehead St.	52 76
												219	H	Oakland	48 83
												245	H	Niagara	64 60
												253	A	Manhattan	39 58
												253	H	Manhattan	56 59
												256	H	St. Bonaventure	71 69
												258	H	Fairfield	52 56
												267	H	Cornell	59 67
												273	A	Rider	54 70
												278	H	Colgate	63 70
												293	A	Monmouth	60 48
												319	A	UTRGV	46 63
												338	A	Iona	53 49
												345	A	Saint Peter's	66 53
												345	H	Saint Peter's	52 49

LAST 12 Division I GAMES:															
168	A	Marist	47 58	293	A	Monmouth	60 48								
55	A	Quinnipiac	39 64	345	A	Saint Peter's	66 53								
345	H	Saint Peter's	52 49	206	H	Siena	65 57								
245	H	Niagara	64 60	253	H	Manhattan	56 59								
168	H	Marist	53 78	273	A	Rider	54 70								
55	H	Quinnipiac	55 84	253	A	Manhattan	39 58								

Non-Div I Games:

Canisius

Average RPI Win: **261**
 Average RPI Loss: **115**

WON-LOST
RECORD

WINNING
PCT. RANK

LAST 10
GAMES

STRENGTH OF
SCHEDULE

OPP. STRENGTH
OF SCHEDULE

TEAM
RPI

ADJ.
RPI

CONF.
RPI

ADJ CONF.
RPI

DIV. I ONLY	12- 7	98	7- 3	253	206	128	128	26	26
DIV. I NON-CONF.	3- 4	209	0- 0	40	23	77	77	25	25

TOTALS	RPI 1-25	RPI 26-50	W-L RECORDS	RPI 51-100	RPI 101-999	RPI 201+			
12- 7	0- 3	0- 0	OVERALL	0- 0	12- 4	10- 2			
6- 1	0- 0	0- 0	HOME	0- 0	6- 1	5- 1			
4- 6	0- 0	0- 0	AWAY	0- 0	4- 0	4- 0			
2- 0	0- 0	0- 0	NEUTRAL	0- 0	2- 0	1- 0			
3- 4	0- 3	0- 0	NON-CONFERENCE	0- 0	3- 1	2- 0			
1- 0	0- 0	0- 0	HOME	0- 0	1- 0	1- 0			
0- 4	0- 3	0- 0	AWAY	0- 0	0- 1	0- 0			
2- 0	0- 0	0- 0	NEUTRAL	0- 0	2- 0	1- 0			
9- 3	0- 0	0- 0	CONFERENCE	0- 0	9- 3	8- 2			
5- 1	0- 0	0- 0	HOME	0- 0	5- 1	4- 1			
4- 2	0- 0	0- 0	AWAY	0- 0	4- 2	4- 1			
0- 0	0- 0	0- 0	NEUTRAL	0- 0	0- 0	0- 0			

RPI 1-25				RPI 26-50				RPI 51-100				RPI 101+ Team's RPI: 128			
RPI	S	Opponent	Score	RPI	S	Opponent	Score	RPI	S	Opponent	Score	RPI	S	Opponent	Score
6	A	Baylor	55 86									111	H	Lamar University	51 39
7	A	Tennessee	34 77									121	A	South Ala.	43 64
17	A	Texas A&M	61 72									132	A	SFA	46 59
												141	N	Clemson	53 47
												216	H	Abilene Christian	63 45
												227	H	New Orleans	48 52
												249	A	Nicholls St.	69 48
												257	A	A&M-Corpus Christi	58 50
												284	N	North Dakota St.	68 45
												294	A	Southeastern La.	70 78
												294	H	Southeastern La.	63 47
												301	H	Alcorn	75 52
												312	A	Northwestern St.	61 53
												315	A	Incarinate Word	57 35
												322	H	Houston Baptist	64 56
												331	H	Sam Houston St.	69 44
LAST 12 Division I GAMES:															
322	H	Houston Baptist	64 56	249	A	Nicholls St.	69 48								
294	A	Southeastern La.	70 78	315	A	Incarinate Word	57 35								
312	A	Northwestern St.	61 53	111	H	Lamar University	51 39								
132	A	SFA	46 59	331	H	Sam Houston St.	69 44								
216	H	Abilene Christian	63 45	294	H	Southeastern La.	63 47								
227	H	New Orleans	48 52	257	A	A&M-Corpus Christi	58 50								

Non-Div I Games:

Central Baptist

75 34

Williams Baptist

77 31

Crowley's Ridge

106 23

Hendrix

79 22
Central Ark.

Loss, Non-Conf, S Site, H Home A Away N Neutral

Average RPI Win:	293	WON-LOST	WINNING	LAST 10	STRENGTH OF	OPP. STRENGTH	TEAM	ADJ.	CONF.	ADJ CONF.
Average RPI Loss:	172	RECORD	PCT. RANK	GAMES	SCHEDULE	OF SCHEDULE	RPI	RPI	RPI	RPI
DIV. I ONLY	5- 18	309	4- 6	139	317	291	291	29	29	
DIV. I NON-CONF.	0- 11	337	0- 0	45	188	285	285	29	29	

TOTALS	RPI 1-25	RPI 26-50	W-L RECORDS	RPI 51-100	RPI 101-999	RPI 201+				
5- 18	0- 0	0- 1	OVERALL	0- 4	5- 13	5- 7				
4- 7	0- 0	0- 0	HOME	0- 1	4- 6	4- 4				
1- 11	0- 0	0- 1	AWAY	0- 3	1- 7	1- 3				
0- 0	0- 0	0- 0	NEUTRAL	0- 0	0- 0	0- 0				
0- 11	0- 0	0- 1	NON-CONFERENCE	0- 4	0- 6	0- 2				
0- 4	0- 0	0- 0	HOME	0- 1	0- 3	0- 1				
0- 7	0- 0	0- 1	AWAY	0- 3	0- 3	0- 1				
0- 0	0- 0	0- 0	NEUTRAL	0- 0	0- 0	0- 0				
5- 7	0- 0	0- 0	CONFERENCE	0- 0	5- 7	5- 5				
4- 3	0- 0	0- 0	HOME	0- 0	4- 3	4- 3				
1- 4	0- 0	0- 0	AWAY	0- 0	1- 4	1- 2				
0- 0	0- 0	0- 0	NEUTRAL	0- 0	0- 0	0- 0				

RPI 1-25				RPI 26-50				RPI 51-100				RPI 101+ Team's RPI: 291			
RPI	S	Opponent	Score	RPI	S	Opponent	Score	RPI	S	Opponent	Score	RPI	S	Opponent	Score
				28	A	Virginia	59 103	51	A	West Virginia	52 102	112	A	Saint Francis (PA)	59 87
								67	A	Duquesne	58 83	119	H	Yale	62 75
								79	H	Albany (NY)	60 72	127	H	Brown	55 78
								83	A	Penn St.	66 83	142	A	Robert Morris	47 66
												155	A	Hartford	52 68
												198	A	Stony Brook	55 60
												261	H	Morgan St.	41 61
												266	H	St. Francis Brooklyn	70 78
												269	H	Mt. St. Mary's	56 68
												274	A	Fairleigh Dickinson	49 78
												274	H	Fairleigh Dickinson	76 56
												279	H	LIU Brooklyn	54 61
												287	A	Sacred Heart	73 71
												287	H	Sacred Heart	69 59
												290	A	Vermont	48 62
												292	A	Bryant	50 66
												292	H	Bryant	66 59
												326	H	Wagner	59 56

LAST 12 Division I GAMES:															
				292	H	Bryant	66 59	266	H	St. Francis Brooklyn	70 78				
				274	H	Fairleigh Dickinson	76 56	274	A	Fairleigh Dickinson	49 78				
				287	A	Sacred Heart	73 71	287	H	Sacred Heart	69 59				
				142	A	Robert Morris	47 66	292	A	Bryant	50 66				
				112	A	Saint Francis (PA)	59 87	326	H	Wagner	59 56				
				279	H	LIU Brooklyn	54 61	269	H	Mt. St. Mary's	56 68				

Non-Div I Games:

Central Conn. St.

Average RPI Win:	146	WON-LOST	WINNING	LAST 10	STRENGTH OF	OPP. STRENGTH	TEAM	ADJ.	CONF.	ADJ CONF.
Average RPI Loss:	58	RECORD	PCT. RANK	GAMES	SCHEDULE	OF SCHEDULE	RPI	RPI	RPI	RPI
DIV. I ONLY	19- 3	10	10- 0	95	77	29	29	8	8	
DIV. I NON-CONF.	7- 3	74	0- 0	182	61	88	88	8	8	

TOTALS	RPI 1-25	RPI 26-50	W-L RECORDS	RPI 51-100	RPI 101-999	RPI 201+				
19- 3	1- 0	1- 0	OVERALL	4- 3	13- 0	7- 0				
8- 2	1- 0	0- 0	HOME	2- 2	5- 0	2- 0				
9- 1	0- 0	1- 0	AWAY	2- 1	6- 0	4- 0				
2- 0	0- 0	0- 0	NEUTRAL	0- 0	2- 0	1- 0				
7- 3	0- 0	0- 0	NON-CONFERENCE	0- 3	7- 0	4- 0				
2- 2	0- 0	0- 0	HOME	0- 2	2- 0	1- 0				
3- 1	0- 0	0- 0	AWAY	0- 1	3- 0	2- 0				
2- 0	0- 0	0- 0	NEUTRAL	0- 0	2- 0	1- 0				
12- 0	1- 0	1- 0	CONFERENCE	4- 0	6- 0	3- 0				
6- 0	1- 0	0- 0	HOME	2- 0	3- 0	1- 0				
6- 0	0- 0	1- 0	AWAY	2- 0	3- 0	2- 0				
0- 0	0- 0	0- 0	NEUTRAL	0- 0	0- 0	0- 0				

C
e
n
t
r
a
l
M
i
c
h
.

C
e
n
t
r
a
l
M
i
c
h
.

RPI 1-25				RPI 26-50				Team's RPI: 29				RPI 51-100				RPI 101+			
RPI	S	Opponent	Score	RPI	S	Opponent	Score	RPI	S	Opponent	Score	RPI	S	Opponent	Score	RPI	S	Opponent	Score
20	H	Buffalo	86 79	41	A	Ball St.	69 65	53	H	Purdue	69 79	108	H	Western Mich.	74 70				
								55	H	Quinnipiac	70 84	120	N	Iowa St.	81 60				
								64	H	Toledo	85 47	124	A	Northern Ill.	81 78				
								67	A	Duquesne	61 64	130	H	Vanderbilt	92 75				
								75	A	Ohio	74 72	140	A	SIUE	94 56				
								75	H	Ohio	82 58	149	H	Kent St.	88 84				
								92	A	Miami (OH)	84 66	205	H	Bowling Green	90 54				
												212	A	Akron	95 86				
												219	A	Oakland	103 85				
												222	A	Eastern Mich.	95 72				
												251	N	San Diego St.	85 76				
												254	H	Col. of Charleston	79 58				
												265	A	Indiana St.	77 67				

LAST 12 Division I GAMES:																			
				64	H	Toledo	85 47					124	A	Northern Ill.	81 78				
				75	A	Ohio	74 72					149	H	Kent St.	88 84				
				222	A	Eastern Mich.	95 72					205	H	Bowling Green	90 54				
				20	H	Buffalo	86 79					92	A	Miami (OH)	84 66				
				108	H	Western Mich.	74 70					75	H	Ohio	82 58				
				212	A	Akron	95 86					41	A	Ball St.	69 65				

Non-Div I Games: Aquinas 96 47

Central Mich.

Average RPI Win:	308	WON-LOST	WINNING	LAST 10	STRENGTH OF	OPP. STRENGTH	TEAM	ADJ.	CONF.	ADJ CONF.
Average RPI Loss:	193	RECORD	PCT. RANK	GAMES	SCHEDULE	OF SCHEDULE	RPI	RPI	RPI	RPI

DIV. I ONLY	7- 14	261	4- 6	320	323	305	305	27	27
DIV. I NON-CONF.	2- 6	280	0- 0	334	251	334	334	28	28
TOTALS	RPI 1-25	RPI 26-50	W-L RECORDS	RPI 51-100	RPI 101-999	RPI 201+			
7- 14	0- 0	0- 0	OVERALL	0- 2	7- 12	7- 7			
4- 5	0- 0	0- 0	HOME	0- 0	4- 5	4- 3			
3- 8	0- 0	0- 0	AWAY	0- 0	3- 3	3- 2			
0- 1	0- 0	0- 0	NEUTRAL	0- 0	0- 1	0- 0			
2- 6	0- 0	0- 0	NON-CONFERENCE	0- 1	2- 5	2- 3			
1- 2	0- 0	0- 0	HOME	0- 0	1- 2	1- 2			
1- 3	0- 0	0- 0	AWAY	0- 1	1- 2	1- 1			
0- 1	0- 0	0- 0	NEUTRAL	0- 0	0- 1	0- 0			
5- 8	0- 0	0- 0	CONFERENCE	0- 1	5- 7	5- 4			
3- 3	0- 0	0- 0	HOME	0- 0	3- 3	3- 1			
2- 5	0- 0	0- 0	AWAY	0- 1	2- 4	2- 3			
0- 0	0- 0	0- 0	NEUTRAL	0- 0	0- 0	0- 0			

RPI 1-25	RPI 26-50	RPI 51-100	RPI 101+	Team's RPI: 305
RPI S Opponent Score	RPI S Opponent Score	RPI S Opponent Score	RPI S Opponent Score	
		68 A Georgi a Tech 51 78	137 A Radford 57 74	
		88 A Li berty 53 63	137 H Radford 56 61	
			141 A Cl emson 30 66	
			155 N Hartford 43 62	
			177 H Hi gh Poi nt 74 75	
			224 A Gardner-Webb 52 68	
			225 A UNC Asheville 69 71	
			225 H UNC Asheville 61 78	
			246 A Campbel l 49 58	
			246 H Campbel l 63 59	
			262 H Lip scomb 54 58	
			272 A Presbyteri an 64 61	
			298 A Wofford 68 45	
			303 A FIU 70 77	
			306 H Coppi n St. 72 58	
			316 H South Caroli na St. 58 60	
			341 H Wi nthrop 81 45	
			348 A Longwood 78 61	
			348 H Longwood 73 57	
LAST 12 Division I GAMES:				
225 A UNC Asheville 69 71	225 H UNC Asheville 61 78			
137 A Radford 57 74	224 A Gardner-Webb 52 68			
246 H Campbel l 63 59	341 H Wi nthrop 81 45			
348 A Longwood 78 61	137 H Radford 56 61			
272 A Presbyteri an 64 61	246 A Campbel l 49 58			
177 H Hi gh Poi nt 74 75	88 A Li berty 53 63			

Non-Div I Games: Erskine 79 43 Southern Wesleyan 94 56

Charleston So.

Average RPI Win:	252	WON-LOST	WINNING	LAST 10	STRENGTH OF	OPP. STRENGTH	TEAM	ADJ.	CONF.	ADJ CONF.
Average RPI Loss:	113	RECORD	PCT. RANK	GAMES	SCHEDULE	OF SCHEDULE	RPI	RPI	RPI	RPI
DIV. I ONLY	10- 13	210	6- 4	130	161	186	186	18	18	
DIV. I NON-CONF.	4- 9	249	1- 1	87	78	207	207	20	20	

TOTALS	RPI 1-25	RPI 26-50	W-L RECORDS	RPI 51-100	RPI 101-999	RPI 201+				
10- 13	0- 1	0- 2	OVERALL	1- 3	9- 7	7- 2				
7- 3	0- 0	0- 1	HOME	1- 2	6- 0	5- 0				
3- 8	0- 0	0- 0	AWAY	0- 1	3- 7	2- 2				
0- 2	0- 1	0- 1	NEUTRAL	0- 0	0- 0	0- 0				
4- 9	0- 1	0- 2	NON-CONFERENCE	1- 2	3- 4	3- 1				
3- 2	0- 0	0- 1	HOME	1- 1	2- 0	2- 0				
1- 5	0- 0	0- 0	AWAY	0- 1	1- 4	1- 1				
0- 2	0- 1	0- 1	NEUTRAL	0- 0	0- 0	0- 0				
6- 4	0- 0	0- 0	CONFERENCE	0- 1	6- 3	4- 1				
4- 1	0- 0	0- 0	HOME	0- 1	4- 0	3- 0				
2- 3	0- 0	0- 0	AWAY	0- 0	2- 3	1- 1				
0- 0	0- 0	0- 0	NEUTRAL	0- 0	0- 0	0- 0				

RPI 1-25				RPI 26-50				RPI 51-100				RPI 101+ Team's RPI: 186			
RPI	S	Opponent	Score	RPI	S	Opponent	Score	RPI	S	Opponent	Score	RPI	S	Opponent	Score
21	N	Iowa	64 77	26	H	Rutgers	54 77	56	H	Mercer	74 90	106	A	Wake Forest	69 71
				38	N	South Dakota St.	70 71	67	H	Duquesne	75 72	118	A	Middle Tenn.	45 64
								95	H	Rice	55 62	136	A	UTEP	58 67
								98	A	Arkansas	72 73	158	A	Davidson	66 68
												185	A	Wisconsin	66 80
												193	A	Southern Miss.	85 79
												193	H	Southern Miss.	66 56
												207	A	East Carolina	55 58
												221	A	North Texas	68 73
												225	A	UNC Asheville	51 47
												286	A	Old Dominion	63 60
												296	H	UTSA	88 75
												303	H	FIU	80 57
												306	H	Coppin St.	78 49
												316	H	South Carolina St.	64 49
												334	H	Marshall	67 61

LAST 12 Division I GAMES:															
				296	H	UTSA	88 75	221	A	North Texas	68 73				
				303	H	FIU	80 57	136	A	UTEP	58 67				
				334	H	Marshall	67 61	286	A	Old Dominion	63 60				
				118	A	Middle Tenn.	45 64	193	H	Southern Miss.	66 56				
				193	A	Southern Miss.	85 79	56	H	Mercer	74 90				
				95	H	Rice	55 62	316	H	South Carolina St.	64 49				

Non-Div I Games:

Charlotte

■ Loss,
 ■ Non-Conf,
 ■ S Site,
 ■ Home
 ■ Away
 N Neutral

Average RPI	Win:	191	WON-LOST	WINNING	LAST 10	STRENGTH OF	OPP. STRENGTH	TEAM	ADJ.	CONF.	ADJ CONF.
Average RPI	Loss:	90	RECORD	PCT. RANK	GAMES	SCHEDULE	OF SCHEDULE	RPI	RPI	RPI	RPI
DIV. I ONLY		15- 9		99	6- 4	120	104	99	99	17	17
DIV. I NON-CONF.		9- 5		99	1- 1	60	47	61	61	16	16

TOTALS	RPI 1-25		RPI 26-50		W-L RECORDS	RPI 51-100		RPI 101-999		RPI 201+	
15- 9	0- 1		1- 2		OVERALL	2- 2		12- 4		6- 0	
7- 4	0- 0		1- 1		HOME	0- 2		6- 1		3- 0	
5- 4	0- 1		0- 0		AWAY	1- 0		4- 3		3- 0	
3- 1	0- 0		0- 1		NEUTRAL	1- 0		2- 0		0- 0	
9- 5	0- 1		1- 2		NON-CONFERENCE	2- 1		6- 1		1- 0	
4- 2	0- 0		1- 1		HOME	0- 1		3- 0		1- 0	
2- 2	0- 1		0- 0		AWAY	1- 0		1- 1		0- 0	
3- 1	0- 0		0- 1		NEUTRAL	1- 0		2- 0		0- 0	
6- 4	0- 0		0- 0		CONFERENCE	0- 1		6- 3		5- 0	
3- 2	0- 0		0- 0		HOME	0- 1		3- 1		2- 0	
3- 2	0- 0		0- 0		AWAY	0- 0		3- 2		3- 0	
0- 0	0- 0		0- 0		NEUTRAL	0- 0		0- 0		0- 0	

RPI	S	Opponent	Score	RPI	S	Opponent	Score	RPI	S	Opponent	Score	RPI	S	Opponent	Score
12	A	Green Bay	30 60	33	N	Princeton	49 59	56	H	Mercer	50 71	122	A	ETSU	58 65
				40	H	UCF	57 58	63	H	Virginia Tech	44 64	122	H	ETSU	55 61
				45	H	FGCU	68 61	65	A	Indiana	64 61	133	N	Georgetown	54 41
								96	N	Auburn	50 41	161	H	Samford	68 58
												162	A	Florida	65 60
												178	A	Stetson	67 78
												184	N	Northwestern	61 44
												188	A	Furman	57 58
												196	H	UT Martin	87 82
												197	H	Hampton	64 52
												220	A	UNCG	73 57
												220	H	UNCG	49 42
												272	H	Presbyterian	71 51
												298	A	Wofford	54 47
												310	A	Western Caro.	58 41
												310	H	Western Caro.	47 32

LAST 12 Division I GAMES:															
122	H	ETSU	55 61	298	A	Wofford	54 47								
220	A	UNCG	73 57	122	A	ETSU	58 65								
310	A	Western Caro.	58 41	310	H	Western Caro.	47 32								
56	H	Mercer	50 71	220	H	UNCG	49 42								
161	H	Samford	68 58	197	H	Hampton	64 52								
188	A	Furman	57 58	33	N	Princeton	49 59								

Non-Div I Games:

Chattanooga

Average RPI Win:	328	WON-LOST	WINNING	LAST 10	STRENGTH OF	OPP. STRENGTH	TEAM	ADJ.	CONF.	ADJ CONF.
Average RPI Loss:	206	RECORD	PCT. RANK	GAMES	SCHEDULE	OF SCHEDULE	RPI	RPI	RPI	RPI
DIV. I ONLY	1- 24	348	1- 9	230	340	340	340	31	31	
DIV. I NON-CONF.	0- 15	337	0- 2	206	287	339	339	31	31	

TOTALS	RPI 1-25	RPI 26-50	W-L RECORDS	RPI 51-100	RPI 101-999	RPI 201+				
1- 24	0- 0	0- 0	OVERALL	0- 2	1- 22	1- 14				
0- 11	0- 0	0- 0	HOME	0- 0	0- 11	0- 7				
1- 12	0- 0	0- 0	AWAY	0- 2	1- 10	1- 7				
0- 1	0- 0	0- 0	NEUTRAL	0- 0	0- 1	0- 0				
0- 15	0- 0	0- 0	NON-CONFERENCE	0- 2	0- 13	0- 5				
0- 7	0- 0	0- 0	HOME	0- 0	0- 7	0- 3				
0- 7	0- 0	0- 0	AWAY	0- 2	0- 5	0- 2				
0- 1	0- 0	0- 0	NEUTRAL	0- 0	0- 1	0- 0				
1- 9	0- 0	0- 0	CONFERENCE	0- 0	1- 9	1- 9				
0- 4	0- 0	0- 0	HOME	0- 0	0- 4	0- 4				
1- 5	0- 0	0- 0	AWAY	0- 0	1- 5	1- 5				
0- 0	0- 0	0- 0	NEUTRAL	0- 0	0- 0	0- 0				

RPI 1-25				RPI 26-50				RPI 51-100				RPI 101+				Team's RPI: 340	
RPI	S	Opponent	Score	RPI	S	Opponent	Score	RPI	S	Opponent	Score	RPI	S	Opponent	Score		
								84	A	Kansas St.	51	99	105	A	Western Ill.	54	71
								100	A	Wright St.	39	84	105	H	Western Ill.	45	83
												113	H	Milwaukee	59	84	
												124	H	Northern Ill.	59	80	
												156	A	Wichita St.	63	66	
												167	A	Pittsburgh	49	87	
												184	H	Northwestern	36	63	
												190	N	Oral Roberts	43	73	
												211	A	Illinois	56	66	
												215	H	Morehead St.	40	79	
												218	A	Seattle U	60	72	
												218	H	Seattle U	56	63	
												223	A	CSU Bakersfield	49	63	
												223	H	CSU Bakersfield	36	63	
												241	A	New Mexico St.	59	74	
												264	A	Grand Canyon	36	64	
												264	H	Grand Canyon	43	59	
												283	A	Valparaiso	60	71	
												307	H	Loyola Chicago	28	46	
												309	H	Jackson St.	69	87	
												319	A	UTRGV	44	81	
												328	A	Utah Valley	84	74	
												328	H	Utah Valley	30	68	

LAST 12 Division I GAMES:																	
				218	A	Seattle U	60	72				264	A	Grand Canyon	36	64	
				328	A	Utah Valley	84	74				328	H	Utah Valley	30	68	
				264	H	Grand Canyon	43	59				218	H	Seattle U	56	63	
				223	H	CSU Bakersfield	36	63				241	A	New Mexico St.	59	74	
				319	A	UTRGV	44	81				167	A	Pittsburgh	49	87	
				223	A	CSU Bakersfield	49	63				113	H	Milwaukee	59	84	

Non-Div I Games:

Chicago St.

Average RPI Loss: 107

DIV. I ONLY	14- 10	126	6- 4	146	85	135	135	7	7
DIV. I NON-CONF.	7- 5	132	0- 0	267	123	218	218	7	7
TOTALS	RPI 1-25	RPI 26-50	W-L RECORDS	RPI 51-100	RPI 101-999	RPI 201+			
14- 10	0- 2	0- 2	OVERALL	2- 0	12- 6	7- 2			
9- 6	0- 1	0- 2	HOME	1- 0	8- 3	5- 1			
5- 4	0- 1	0- 0	AWAY	1- 0	4- 3	2- 1			
0- 0	0- 0	0- 0	NEUTRAL	0- 0	0- 0	0- 0			
7- 5	0- 1	0- 0	NON-CONFERENCE	1- 0	6- 4	6- 1			
6- 3	0- 1	0- 0	HOME	1- 0	5- 2	5- 0			
1- 2	0- 0	0- 0	AWAY	0- 0	1- 2	1- 1			
0- 0	0- 0	0- 0	NEUTRAL	0- 0	0- 0	0- 0			
7- 5	0- 1	0- 2	CONFERENCE	1- 0	6- 2	1- 1			
3- 3	0- 0	0- 2	HOME	0- 0	3- 1	0- 1			
4- 2	0- 1	0- 0	AWAY	1- 0	3- 1	1- 0			
0- 0	0- 0	0- 0	NEUTRAL	0- 0	0- 0	0- 0			

RPI 1-25				RPI 26-50				RPI 51-100				RPI 101+ Team's RPI: 135			
RPI	S	Opponent	Score	RPI	S	Opponent	Score	RPI	S	Opponent	Score	RPI	S	Opponent	Score
1	A	UConn	65 106	27	H	South Fla.	46 69	62	A	Houston	88 82	102	H	Tulane	83 52
8	H	Ohio St.	76 87	40	H	UCF	38 50	92	H	Miami (OH)	73 62	112	H	Saint Francis (PA)	73 77
												122	A	ETSU	77 87
												156	A	Wichita St.	75 69
												167	H	Pittsburgh	46 66
												170	A	Tulsa	51 64
												181	H	Temple	80 72
												191	A	SMU	58 40
												195	H	Memphis	64 53
												205	H	Bowling Green	75 51
												207	A	East Carolina	66 54
												207	H	East Carolina	70 79
												214	A	Xavier	50 53
												226	H	Southeast Mo. St.	65 52
												247	H	Howard	87 53
												286	A	Old Dominion	54 33
												294	H	Southeastern La.	82 43
												304	H	Eastern Ky.	64 53
LAST 12 Division I GAMES:															
				102	H	Tulane	83 52					195	H	Memphis	64 53
				156	A	Wichita St.	75 69					181	H	Temple	80 72
				1	A	UConn	65 106					62	A	Houston	88 82
				40	H	UCF	38 50					170	A	Tulsa	51 64
				207	H	East Carolina	70 79					27	H	South Fla.	46 69
				191	A	SMU	58 40					207	A	East Carolina	66 54

Non-Div I Games:	Slippery Rock	85	52
------------------	---------------	----	----

Cincinnati

■ Loss, ■ Non-Conf, S Site, H Home A Away N Neutral

Clemson				Through Games Of Feb. 13, 2018							
Average RPI	Win:	249	WON-LOST	WINNING	LAST 10	STRENGTH OF	OPP. STRENGTH	TEAM	ADJ.	CONF.	ADJ CONF.
Average RPI	Loss:	49	RECORD	PCT. RANK	GAMES	SCHEDULE	OF SCHEDULE	RPI	RPI	RPI	RPI
DIV. I ONLY			11- 15	217	1- 9	61	66	141	141	1	1
DIV. I NON-CONF.			10- 3	52	0- 0	221	295	111	111	1	1
<hr/>											
TOTALS		RPI 1-25		RPI 26-50		W-L RECORDS		RPI 51-100	RPI 101-999	RPI 201+	
11- 15	0- 7			0- 3		OVERALL		1- 2	10- 3	9- 0	
7- 7	0- 4			0- 1		HOME		0- 1	7- 1	7- 0	
3- 6	0- 2			0- 2		AWAY		1- 1	2- 1	1- 0	
1- 2	0- 1			0- 0		NEUTRAL		0- 0	1- 1	1- 0	
10- 3	0- 2			0- 0		NON-CONFERENCE		1- 0	9- 1	8- 0	
6- 1	0- 1			0- 0		HOME		0- 0	6- 0	6- 0	
3- 0	0- 0			0- 0		AWAY		1- 0	2- 0	1- 0	
1- 2	0- 1			0- 0		NEUTRAL		0- 0	1- 1	1- 0	
1- 12	0- 5			0- 3		CONFERENCE		0- 2	1- 2	1- 0	
1- 6	0- 3			0- 1		HOME		0- 1	1- 1	1- 0	
0- 6	0- 2			0- 2		AWAY		0- 1	0- 1	0- 0	
0- 0	0- 0			0- 0		NEUTRAL		0- 0	0- 0	0- 0	

RPI 1-25				RPI 26-50				RPI 51-100				RPI 101+ Team's RPI: 141			
RPI	S	Opponent	Score	RPI	S	Opponent	Score	RPI	S	Opponent	Score	RPI	S	Opponent	Score
2	A	Notre Dame	37 90	28	A	Virginia	41 70	66	A	Nebraska	67 66	103	A	North Carolina	52 59
4	A	Louisville	46 65	36	A	Syracuse	51 86	68	A	Georgia Tech	33 66	128	N	Central Ark.	47 53
5	H	Florida St.	47 69	47	H	Miami (FL)	60 72	68	H	Georgia Tech	48 60	157	A	Louisiana Tech	55 47
16	H	Duke	35 60									167	H	Pittsburgh	42 58
18	H	South Carolina	36 66									208	H	Boston College	65 61
19	H	NC State	41 62									210	H	Jacksonville St.	53 45
20	N	Buffalo	41 61									263	H	Prairie View	64 58

Average RPI Win:	247	WON-LOST	WINNING	LAST 10	STRENGTH OF	OPP. STRENGTH	TEAM	ADJ.	CONF.	ADJ CONF.
Average RPI Loss:	83	RECORD	PCT. RANK	GAMES	SCHEDULE	OF SCHEDULE	RPI	RPI	RPI	RPI
DIV. I ONLY	17- 8	71	6- 4	249	184	129	129	11	11	
DIV. I NON-CONF.	8- 3	65	0- 0	244	227	112	112	15	15	

TOTALS	RPI 1-25	RPI 26-50	W-L RECORDS	RPI 51-100	RPI 101-999	RPI 201+				
17- 8	0- 1	0- 1	OVERALL	2- 3	15- 3	14- 0				
9- 3	0- 0	0- 1	HOME	2- 1	7- 1	7- 0				
7- 4	0- 1	0- 0	AWAY	0- 2	7- 1	7- 0				
1- 1	0- 0	0- 0	NEUTRAL	0- 0	1- 1	0- 0				
8- 3	0- 0	0- 1	NON-CONFERENCE	1- 1	7- 1	6- 0				
4- 1	0- 0	0- 1	HOME	1- 0	3- 0	3- 0				
3- 1	0- 0	0- 0	AWAY	0- 1	3- 0	3- 0				
1- 1	0- 0	0- 0	NEUTRAL	0- 0	1- 1	0- 0				
9- 5	0- 1	0- 0	CONFERENCE	1- 2	8- 2	8- 0				
5- 2	0- 0	0- 0	HOME	1- 1	4- 1	4- 0				
4- 3	0- 1	0- 0	AWAY	0- 1	4- 1	4- 0				
0- 0	0- 0	0- 0	NEUTRAL	0- 0	0- 0	0- 0				

RPI	S	Opponent	Score	RPI	S	Opponent	Score	RPI	S	Opponent	Score	RPI	S	Opponent	Score	Team's RPI: 129
12	A	Green Bay	43 69	41	H	Ball St.	64 76	64	A	Toledo	56 65	104	N	Saint Louis	64 80	
								69	A	IUPUI	56 94	113	A	Milwaukee	72 79	
								69	H	IUPUI	64 77	159	N	Louisiana	54 45	
								75	H	Ohio	71 64	194	H	Youngstown St.	52 66	
								100	H	Wright St.	71 70	219	A	Oakland	86 66	
												219	H	Oakland	70 62	
												222	H	Eastern Mich.	77 65	
												244	A	Northern Ky.	70 65	
												244	H	Northern Ky.	72 49	
												245	A	Niagara	70 61	
												248	A	Bradley	67 65	
												255	A	Illinois St.	56 47	
												317	A	Detroit Mercy	90 76	
												317	H	Detroit Mercy	75 50	
												327	A	Ill.-Chicago	64 42	
												327	H	Ill.-Chicago	70 67	
												334	H	Marshall	85 76	
												346	H	Eastern Ill.	77 69	

LAST 12 Division I GAMES:																
69	A	IUPUI	56 94	194	H	Youngstown St.	52 66									
327	A	Ill.-Chicago	64 42	244	A	Northern Ky.	70 65									
219	A	Oakland	86 66	12	A	Green Bay	43 69									
317	A	Detroit Mercy	90 76	113	A	Milwaukee	72 79									
244	H	Northern Ky.	72 49	327	H	Ill.-Chicago	70 67									
100	H	Wright St.	71 70	69	H	IUPUI	64 77									

Non-Div I Games:

Cleveland and St.

Average RPI Win:	265	WON-LOST	WINNING	LAST 10	STRENGTH OF	OPP. STRENGTH	TEAM	ADJ.	CONF.	ADJ CONF.
Average RPI Loss:	170	RECORD	PCT. RANK	GAMES	SCHEDULE	OF SCHEDULE	RPI	RPI	RPI	RPI
DIV. I ONLY	10- 12	204	4- 6	299	249	275	275	23	23	
DIV. I NON-CONF.	4- 5	202	0- 0	329	242	331	331	23	23	

TOTALS	RPI 1-25	RPI 26-50	W-L RECORDS	RPI 51-100	RPI 101-999	RPI 201+				
10- 12	0- 0	0- 1	OVERALL	0- 1	10- 10	7- 4				
9- 4	0- 0	0- 0	HOME	0- 0	9- 4	7- 2				
1- 5	0- 0	0- 0	AWAY	0- 0	1- 5	0- 1				
0- 3	0- 0	0- 1	NEUTRAL	0- 1	0- 1	0- 1				
4- 5	0- 0	0- 1	NON-CONFERENCE	0- 1	4- 3	4- 3				
4- 2	0- 0	0- 0	HOME	0- 0	4- 2	4- 2				
0- 0	0- 0	0- 0	AWAY	0- 0	0- 0	0- 0				
0- 3	0- 0	0- 1	NEUTRAL	0- 1	0- 1	0- 1				
6- 7	0- 0	0- 0	CONFERENCE	0- 0	6- 7	3- 1				
5- 2	0- 0	0- 0	HOME	0- 0	5- 2	3- 0				
1- 5	0- 0	0- 0	AWAY	0- 0	1- 5	0- 1				
0- 0	0- 0	0- 0	NEUTRAL	0- 0	0- 0	0- 0				

RPI 1-25	RPI 26-50	RPI 51-100	RPI 101+	Team's RPI: 275
RPI S Opponent Score	RPI S Opponent Score	RPI S Opponent Score	RPI S Opponent Score	
	36 N Syracuse 57 69	66 N Nebraska 47 55	114 H Little Rock 49 51	
			121 A South Ala. 62 68	
			153 A Texas St. 69 78	
			153 H Texas St. 65 64	
			159 A Louisiana 55 59	
			166 A Troy 97 92	
			176 A UT Arlington 63 65	
			176 H UT Arlington 89 76	
			187 H Arkansas St. 63 70	
			220 H UNCG 54 60	
			221 N North Texas 34 50	
			254 H Col. of Charleston 70 72	
			271 H Appalachian St. 73 68	
			282 H UNCW 57 41	
			298 H Wofford 67 51	
			320 H Georgia St. 64 49	
			321 H Fort Wayne 67 58	
			323 H Ga. Southern 54 51	
			335 H N.C. Central 68 65	
			337 A La. -Monroe 56 62	
LAST 12 Division I GAMES:				
	271 H Appalachian St. 73 68	121 A South Ala. 62 68		
	176 A UT Arlington 63 65	320 H Georgia St. 64 49		
	153 A Texas St. 69 78	323 H Ga. Southern 54 51		
	114 H Little Rock 49 51	159 A Louisiana 55 59		
	187 H Arkansas St. 63 70	337 A La. -Monroe 56 62		
	166 A Troy 97 92	153 H Texas St. 65 64		

Non-Div I Games: Lees-McRae 73 47 Allen 93 49

Coastal Caro.

Loss, Non-Conf, S Site, H Home A Away N Neutral

Average RPI Win:	268	WON-LOST	WINNING	LAST 10	STRENGTH OF	OPP. STRENGTH	TEAM	ADJ.	CONF.	ADJ CONF.
Average RPI Loss:	132	RECORD	PCT. RANK	GAMES	SCHEDULE	OF SCHEDULE	RPI	RPI	RPI	RPI
DIV. I ONLY	6- 19	300	1- 9	129	177	254	254	10	10	
DIV. I NON-CONF.	4- 7	226	0- 0	194	189	231	231	12	12	

TOTALS	RPI 1-25	RPI 26-50	W-L RECORDS	RPI 51-100	RPI 101-999	RPI 201+				
6- 19	0- 1	0- 1	OVERALL	0- 6	6- 11	6- 5				
2- 10	0- 0	0- 0	HOME	0- 3	2- 7	2- 4				
4- 9	0- 1	0- 1	AWAY	0- 3	4- 4	4- 1				
0- 0	0- 0	0- 0	NEUTRAL	0- 0	0- 0	0- 0				
4- 7	0- 1	0- 1	NON-CONFERENCE	0- 1	4- 4	4- 2				
2- 3	0- 0	0- 0	HOME	0- 0	2- 3	2- 2				
2- 4	0- 1	0- 1	AWAY	0- 1	2- 1	2- 0				
0- 0	0- 0	0- 0	NEUTRAL	0- 0	0- 0	0- 0				
2- 12	0- 0	0- 0	CONFERENCE	0- 5	2- 7	2- 3				
0- 7	0- 0	0- 0	HOME	0- 3	0- 4	0- 2				
2- 5	0- 0	0- 0	AWAY	0- 2	2- 3	2- 1				
0- 0	0- 0	0- 0	NEUTRAL	0- 0	0- 0	0- 0				

RPI 1-25				RPI 26-50				RPI 51-100				RPI 101+ Team's RPI: 254			
RPI	S	Opponent	Score	RPI	S	Opponent	Score	RPI	S	Opponent	Score	RPI	S	Opponent	Score
18	A	South Carolina	43 69	29	A	Central Mich.	58 79	54	A	Michigan St.	43 107	106	H	Wake Forest	40 77
								60	A	Elon	44 97	116	H	Delaware	59 68
								60	H	Elon	55 77	134	A	William & Mary	66 79
								61	H	Drexel	53 80	134	H	William & Mary	54 68
								76	A	James Madison	53 67	138	A	Northeastern	37 59
								76	H	James Madison	45 67	188	A	Furman	58 72
												228	A	North Florida	73 69
												242	A	Hofstra	60 65
												242	H	Hofstra	60 75
												246	H	Campbell	45 53
												260	A	Towson	80 67
												260	H	Towson	58 83
												262	H	Lipscomb	85 69
												271	H	Appalachian St.	70 76
												275	A	Coastal Caro.	72 70
												282	A	UNCW	72 63
												298	H	Wofford	59 51

LAST 12 Division I GAMES:															
				60	A	Elon	44 97	260	H	Towson	58 83				
				282	A	UNCW	72 63	76	H	James Madison	45 67				
				61	H	Drexel	53 80	242	A	Hofstra	60 65				
				60	H	Elon	55 77	138	A	Northeastern	37 59				
				76	A	James Madison	53 67	116	H	Delaware	59 68				
				134	A	William & Mary	66 79	242	H	Hofstra	60 75				

Non-Div I Games:

Col. of Charleston

C
o
l
g
a
t
e

Colgate		Through Games Of Feb. 13, 2018									
Average RPI	Win: 291	WON-LOST	WINNING	LAST 10	STRENGTH OF	OPP. STRENGTH	TEAM	ADJ.	CONF.	ADJ CONF.	
Average RPI	Loss: 151	RECORD	PCT. RANK	GAMES	SCHEDULE	OF SCHEDULE	RPI	RPI	RPI	RPI	
DIV. I ONLY	4- 20	321	0- 10	127	251	278	278	14	14		
DIV. I NON-CONF.	4- 7	226	0- 0	246	316	240	240	18	18		

TOTALS	RPI 1-25	RPI 26-50	W-L RECORDS	RPI 51-100	RPI 101-999	RPI 201+					
4- 20	0- 0	0- 2	OVERALL	0- 4	4- 14	4- 6					
1- 10	0- 0	0- 0	HOME	0- 2	1- 8	1- 3					
3- 10	0- 0	0- 2	AWAY	0- 2	3- 6	3- 3					
0- 0	0- 0	0- 0	NEUTRAL	0- 0	0- 0	0- 0					
4- 7	0- 0	0- 2	NON-CONFERENCE	0- 0	4- 5	4- 3					
1- 3	0- 0	0- 0	HOME	0- 0	1- 3	1- 2					
3- 4	0- 0	0- 2	AWAY	0- 0	3- 2	3- 1					
0- 0	0- 0	0- 0	NEUTRAL	0- 0	0- 0	0- 0					
0- 13	0- 0	0- 0	CONFERENCE	0- 4	0- 9	0- 3					
0- 7	0- 0	0- 0	HOME	0- 2	0- 5	0- 1					
0- 6	0- 0	0- 0	AWAY	0- 2	0- 4	0- 2					
0- 0	0- 0	0- 0	NEUTRAL	0- 0	0- 0	0- 0					

RPI 1-25				RPI 26-50				RPI 51-100				RPI 101+ Team's RPI: 278			
RPI	S	Opponent	Score	RPI	S	Opponent	Score	RPI	S	Opponent	Score	RPI	S	Opponent	Score
				34	A	Arizona St.	54 65	58	A	American	44 67	119	A	Yale	56 82
				36	A	Syracuse	39 79	58	H	American	55 77	126	A	Bucknell I	57 77
								82	A	Navy	54 70	126	H	Bucknell I	42 63
								82	H	Navy	42 69	127	H	Brown	73 83
												160	H	Lehigh	51 59
												175	H	Army West Point	54 62
												199	A	Boston U.	64 66
												199	H	Boston U.	49 62
												206	H	Siena	70 73
												231	A	Loyola Maryland	55 70
												237	A	Lafayette	48 63
												243	H	Holy Cross	64 71
												245	H	Niagara	44 81
												260	A	Towson	65 61
												267	A	Cornell I	74 70
												274	A	Fairleigh Dickinson	51 61
												289	A	Canisius	70 63
												347	H	UMass Lowell	84 64

LAST 12 Division I GAMES:															
				126	H	Bucknell I	42 63	160	H	Lehigh	51 59				
				199	A	Boston U.	64 66	126	A	Bucknell I	57 77				
				82	H	Navy	42 69	199	H	Boston U.	49 62				
				58	A	American	44 67	82	A	Navy	54 70				
				175	H	Army West Point	54 62	237	A	Lafayette	48 63				
				231	A	Loyola Maryland	55 70	58	H	American	55 77				

Non-Div I Games:

Colgate

C
o
l
g
a
t
e

Average RPI Win:	206	WON-LOST	WINNING	LAST 10	STRENGTH OF	OPP. STRENGTH	TEAM	ADJ.	CONF.	ADJ CONF.
Average RPI Loss:	115	RECORD	PCT. RANK	GAMES	SCHEDULE	OF SCHEDULE	RPI	RPI	RPI	RPI
DIV. I ONLY	17- 7	61	8- 2	203	117	114	114	16	16	
DIV. I NON-CONF.	7- 3	74	0- 0	116	142	110	110	14	14	

TOTALS	RPI 1-25	RPI 26-50	W-L RECORDS	RPI 51-100	RPI 101-999	RPI 201+				
17- 7	0- 0	2- 1	OVERALL	2- 2	13- 4	10- 0				
10- 5	0- 0	1- 1	HOME	1- 1	8- 3	7- 0				
7- 2	0- 0	1- 0	AWAY	1- 1	5- 1	3- 0				
0- 0	0- 0	0- 0	NEUTRAL	0- 0	0- 0	0- 0				
7- 3	0- 0	2- 1	NON-CONFERENCE	0- 0	5- 2	3- 0				
5- 3	0- 0	1- 1	HOME	0- 0	4- 2	3- 0				
2- 0	0- 0	1- 0	AWAY	0- 0	1- 0	0- 0				
0- 0	0- 0	0- 0	NEUTRAL	0- 0	0- 0	0- 0				
10- 4	0- 0	0- 0	CONFERENCE	2- 2	8- 2	7- 0				
5- 2	0- 0	0- 0	HOME	1- 1	4- 1	4- 0				
5- 2	0- 0	0- 0	AWAY	1- 1	4- 1	3- 0				
0- 0	0- 0	0- 0	NEUTRAL	0- 0	0- 0	0- 0				

RPI 1-25				RPI 26-50				RPI 51-100				RPI 101+				Team's RPI: 114	
RPI	S	Opponent	Score	RPI	S	Opponent	Score	RPI	S	Opponent	Score	RPI	S	Opponent	Score		
				30	H	Oklahoma	46 78	70	A	Wyoming	64 53	125	H	BYU	56 54		
				31	A	Northern Colo.	55 44	70	H	Wyoming	49 53	143	H	Colorado	67 70		
				49	H	Gonzaga	65 49	86	H	New Mexico	74 71	146	A	Fresno St.	45 56		
								90	A	UNLV	52 56	150	H	Idaho	69 83		
												174	H	Boise St.	58 62		
												180	A	Denver	61 56		
												189	A	Nevada	65 59		
												250	A	San Jose St.	73 66		
												250	H	San Jose St.	63 48		
												251	A	San Diego St.	65 63		
												251	H	San Diego St.	72 43		
												261	H	Morgan St.	60 44		
												263	H	Prairie View	71 59		
												297	H	Utah St.	56 45		
												311	A	Air Force	40 39		
												311	H	Air Force	61 50		
												335	H	N. C. Central	85 48		
LAST 12 Division I GAMES:																	
				250	A	San Jose St.	73 66	90	A	UNLV	52 56						
				311	H	Air Force	61 50	311	A	Air Force	40 39						
				189	A	Nevada	65 59	70	H	Wyoming	49 53						
				70	A	Wyoming	64 53	297	H	Utah St.	56 45						
				86	H	New Mexico	74 71	146	A	Fresno St.	45 56						
				251	H	San Diego St.	72 43	251	A	San Diego St.	65 63						

Non-Div I Games: Eastern N.M. 75 35

Colorado St.

Columbi a				Through Games Of Feb. 13, 2018							
Average RPI	Win:	234	WON-LOST	WINNING	LAST 10	STRENGTH OF	OPP. STRENGTH	TEAM	ADJ.	CONF.	ADJ CONF.
Average RPI	Loss:	111	RECORD	PCT. RANK	GAMES	SCHEDULE	OF SCHEDULE	RPI	RPI	RPI	RPI
DIV. I ONLY		7- 16	274	1- 9	97	136	209	209	9	9	
DIV. I NON-CONF.		6- 9	214	1- 3	118	146	171	171	9	9	

TOTALS	RPI 1-25		RPI 26-50		W-L RECORDS	RPI 51-100	RPI 101-999		RPI 201+		
7- 16	0- 3		0- 2		OVERALL	0- 4	7- 7		5- 2		
3- 5	0- 1		0- 0		HOME	0- 0	3- 4		2- 1		
4- 8	0- 0		0- 1		AWAY	0- 4	4- 3		3- 1		
0- 3	0- 2		0- 1		NEUTRAL	0- 0	0- 0		0- 0		
6- 9	0- 3		0- 1		NON-CONFERENCE	0- 2	6- 3		4- 1		
3- 2	0- 1		0- 0		HOME	0- 0	3- 1		2- 0		
3- 4	0- 0		0- 0		AWAY	0- 2	3- 2		2- 1		
0- 3	0- 2		0- 1		NEUTRAL	0- 0	0- 0		0- 0		
1- 7	0- 0		0- 1		CONFERENCE	0- 2	1- 4		1- 1		
0- 3	0- 0		0- 0		HOME	0- 0	0- 3		0- 1		
1- 4	0- 0		0- 1		AWAY	0- 2	1- 1		1- 0		
0- 0	0- 0		0- 0		NEUTRAL	0- 0	0- 0		0- 0		

RPI 1-25				RPI 26-50				RPI 51-100				RPI 101+ Team's RPI: 209			
RPI	S	Opponent	Score	RPI	S	Opponent	Score	RPI	S	Opponent	Score	RPI	S	Opponent	Score
3	N	Mississippi St.	54 90	33	A	Princeton	47 69	62	A	Houston	53 77	112	H	Saint Francis (PA)	94 81
12	N	Green Bay	43 61	34	N	Arizona St.	48 72	72	A	Penn	51 70	117	A	Dartmouth	65 88
20	H	Buffalo	63 65					78	A	Harvard	67 85	119	H	Yale	50 73
								95	A	Rice	44 67	127	H	Brown	80 84
												192	A	Providence	73 64
												197	A	Hampton	58 60
												200	H	Richmond	79 85
												208	H	Boston College	68 60
												242	H	Hofstra	75 53
												267	A	Cornell	72 54
												267	H	Cornell	47 57
												290	A	Vermont	73 66
												329	A	UMBC	60 44
												347	A	UMass Lowell	70 77

LAST 12 Division I GAMES:															
127	H	Brown	80 84	72	A	Penn	51 70								
119	H	Yale	50 73	33	A	Princeton	47 69								
117	A	Dartmouth	65 88	197	A	Hampton	58 60								
78	A	Harvard	67 85	95	A	Rice	44 67								
267	A	Cornell	72 54	62	A	Houston	53 77								
267	H	Cornell	47 57	242	H	Hofstra	75 53								

Non-Div I Games:

Columbi a

Average RPI Win:	302	WON-LOST	WINNING	LAST 10	STRENGTH OF	OPP. STRENGTH	TEAM	ADJ.	CONF.	ADJ CONF.
Average RPI Loss:	180	RECORD	PCT. RANK	GAMES	SCHEDULE	OF SCHEDULE	RPI	RPI	RPI	RPI
DIV. I ONLY	6- 18	294	4- 6	207	329	306	306	30	30	
DIV. I NON-CONF.	1- 11	331	0- 0	91	193	288	288	30	30	

TOTALS	RPI 1-25	RPI 26-50	W-L RECORDS	RPI 51-100	RPI 101-999	RPI 201+				
6- 18	0- 3	0- 0	OVERALL	0- 1	6- 14	6- 7				
6- 2	0- 1	0- 0	HOME	0- 0	6- 1	6- 0				
0- 14	0- 0	0- 0	AWAY	0- 0	0- 3	0- 3				
0- 2	0- 1	0- 0	NEUTRAL	0- 0	0- 1	0- 1				
1- 11	0- 3	0- 0	NON-CONFERENCE	0- 1	1- 7	1- 4				
1- 1	0- 1	0- 0	HOME	0- 0	1- 0	1- 0				
0- 8	0- 1	0- 0	AWAY	0- 1	0- 6	0- 3				
0- 2	0- 1	0- 0	NEUTRAL	0- 0	0- 1	0- 1				
5- 7	0- 0	0- 0	CONFERENCE	0- 0	5- 7	5- 3				
5- 1	0- 0	0- 0	HOME	0- 0	5- 1	5- 0				
0- 6	0- 0	0- 0	AWAY	0- 0	0- 6	0- 3				
0- 0	0- 0	0- 0	NEUTRAL	0- 0	0- 0	0- 0				

RPI 1-25				RPI 26-50				RPI 51-100				RPI 101+				Team's RPI: 306
RPI	S	Opponent	Score	RPI	S	Opponent	Score	RPI	S	Opponent	Score	RPI	S	Opponent	Score	
6	A	Baylor	54 100					51	A	West Virginia	43 101	118	A	Middle Tenn.	39 69	
13	H	Maryland	49 113									123	A	Bethune-Cookman	38 64	
15	N	Missouri	50 73									132	A	SFA	59 72	
												186	A	Charlotte	49 78	
												197	A	Hampton	35 67	
												197	H	Hampton	48 83	
												201	A	Norfolk St.	57 71	
												217	A	N.C. A&T	63 64	
												253	N	Manhattan	56 74	
												261	H	Morgan St.	55 53	
												269	H	Mt. St. Mary's	68 54	
												280	H	UMES	69 63	
												286	A	Old Dominion	67 75	
												288	A	VCU	47 62	
												305	A	Charleston So.	58 72	
												316	A	South Carolina St.	65 67	
												316	H	South Carolina St.	56 39	
												335	A	N.C. Central	52 60	
												342	H	Savannah St.	66 57	
												344	H	Florida A&M	62 56	

LAST 12 Division I GAMES:																
197	H	Hampton	48 83	261	H	Morgan St.	55 53									
316	A	South Carolina St.	65 67	217	A	N.C. A&T	63 64									
123	A	Bethune-Cookman	38 64	335	A	N.C. Central	52 60									
197	A	Hampton	35 67	344	H	Florida A&M	62 56									
280	H	UMES	69 63	342	H	Savannah St.	66 57									
316	H	South Carolina St.	56 39	201	A	Norfolk St.	57 71									

Non-Div I Games:

Coppin St.

Average RPI Win: 252
Average RPI Loss: 154

WON-LOST
RECORD

WINNING
PCT. RANK

LAST 10
GAMES

STRENGTH OF
SCHEDULE

OPP. STRENGTH
OF SCHEDULE

TEAM
RPI

ADJ.
RPI

CONF.
RPI

ADJ CONF.
RPI

DIV. I ONLY	6- 15	284	4- 6	248	175	267	267	9	9
DIV. I NON-CONF.	4- 9	249	2- 2	326	296	302	302	9	9
TOTALS	RPI 1-25	RPI 26-50	W-L RECORDS	RPI 51-100	RPI 101-999	RPI 201+			
6- 15	0- 0	0- 1	OVERALL	0- 3	6- 11	4- 5			
2- 7	0- 0	0- 0	HOME	0- 0	2- 7	0- 4			
4- 8	0- 0	0- 1	AWAY	0- 3	4- 4	4- 1			
0- 0	0- 0	0- 0	NEUTRAL	0- 0	0- 0	0- 0			
4- 9	0- 0	0- 0	NON-CONFERENCE	0- 1	4- 8	3- 4			
1- 5	0- 0	0- 0	HOME	0- 0	1- 5	0- 3			
3- 4	0- 0	0- 0	AWAY	0- 1	3- 3	3- 1			
0- 0	0- 0	0- 0	NEUTRAL	0- 0	0- 0	0- 0			
2- 6	0- 0	0- 1	CONFERENCE	0- 2	2- 3	1- 1			
1- 2	0- 0	0- 0	HOME	0- 0	1- 2	0- 1			
1- 4	0- 0	0- 1	AWAY	0- 2	1- 1	1- 0			
0- 0	0- 0	0- 0	NEUTRAL	0- 0	0- 0	0- 0			

RPI S Opponent	Score	RPI S Opponent	Score	RPI S Opponent	Score	RPI S Opponent	Score
		33 A Princeton	54 75	61 A Drexel	39 61	117 A Dartmouth	40 55
				72 A Penn	48 68	119 H Yale	55 65
				78 A Harvard	58 80	127 H Brown	70 68
						151 H Binghamton	58 66
						160 H Lehigh	57 62
						167 A Pittsburgh	39 51
						182 A New Hampshire	45 48
						198 H Stony Brook	48 40
						209 A Columbia	57 47
						209 H Columbia	54 72
						219 H Oakland	77 79
						231 A Loyola Maryland	63 78
						237 H Lafayette	58 59
						278 H Colgate	70 74
						289 A Canisius	67 59
						343 A NJIT	61 46
						347 A UMass Lowell	71 53
LAST 12 Division I GAMES:							
119 H Yale	55 65	33 A Princeton	54 75				
127 H Brown	70 68	72 A Penn	48 68				
78 A Harvard	58 80	343 A NJIT	61 46				
117 A Dartmouth	40 55	347 A UMass Lowell	71 53				
209 H Columbia	54 72	182 A New Hampshire	45 48				
209 A Columbia	57 47	61 A Drexel	39 61				

Non-Div I Games:

Cornell

Creighton				Through Games Of Feb. 13, 2018							
Average RPI	Win:	118	WON-LOST	WINNING	LAST 10	STRENGTH OF	OPP. STRENGTH	TEAM	ADJ.	CONF.	ADJ CONF.
Average RPI	Loss:	56	RECORD	PCT. RANK	GAMES	SCHEDULE	OF SCHEDULE	RPI	RPI	RPI	RPI
DIV. I ONLY			15- 9	99	6- 4	20	27	37	37	6	6
DIV. I NON-CONF.			6- 4	122	0- 0	11	15	37	37	6	6

TOTALS	RPI 1-25			RPI 26-50		W-L RECORDS	RPI 51-100	RPI 101-999		RPI 201+	
15- 9	1- 4			2- 1		OVERALL	3- 2	9- 2		2- 0	
8- 3	1- 2			1- 1		HOME	1- 0	5- 0		0- 0	
7- 4	0- 1			1- 0		AWAY	2- 2	4- 1		2- 0	
0- 2	0- 1			0- 0		NEUTRAL	0- 0	0- 1		0- 0	
6- 4	0- 2			1- 0		NON-CONFERENCE	2- 1	3- 1		1- 0	
3- 1	0- 1			1- 0		HOME	0- 0	2- 0		0- 0	
3- 1	0- 0			0- 0		AWAY	2- 1	1- 0		1- 0	
0- 2	0- 1			0- 0		NEUTRAL	0- 0	0- 1		0- 0	
9- 5	1- 2			1- 1		CONFERENCE	1- 1	6- 1		1- 0	
5- 2	1- 1			0- 1		HOME	1- 0	3- 0		0- 0	
4- 3	0- 1			1- 0		AWAY	0- 1	3- 1		1- 0	
0- 0	0- 0			0- 0		NEUTRAL	0- 0	0- 0		0- 0	

RPI 1-25				RPI 26-50				Team's RPI: 37				RPI 51-100				RPI 101+			
RPI	S	Opponent	Score	RPI	S	Opponent	Score	RPI	S	Opponent	Score	RPI	S	Opponent	Score	RPI	S	Opponent	Score
5	H	Florida St.	82 92	32	A	Marquette	74 73	52	A	St. John's (NY)	65 72	101	A	Seton Hall	68 51				
10	N	UCLA	63 72	32	H	Marquette	77 92	52	H	St. John's (NY)	53 39	101	H	Seton Hall	81 64				
23	H	Villanova	69 54	38	H	South Dakota St.	72 65	66	A	Nebraska	64 49	107	A	Butler	53 59				
24	A	DePaul	67 77					74	A	South Dakota	68 73	133	H	Georgetown	69 58				
24	H	DePaul	54 82					85	A	Drake	108 100	145	H	UNI	89 78				
												156	H	Wichita St.	66 61				
												173	N	Washington	64 67				
												192	A	Providence	87 84				
												192	H	Providence	73 56				
												214	A	Xavier	71 64				
												239	A	Omaha	72 51				

Average RPI	Win:	216	WON-LOST	WINNING	LAST 10	STRENGTH OF	OPP. STRENGTH	TEAM	ADJ.	CONF.	ADJ CONF.
Average RPI	Loss:	88	RECORD	PCT. RANK	GAMES	SCHEDULE	OF SCHEDULE	RPI	RPI	RPI	RPI
DIV. I ONLY		12- 9		136	4- 6	124	141	117	117	9	9
DIV. I NON-CONF.		8- 5		111	1- 3	209	213	123	123	9	9

TOTALS	RPI 1-25		RPI 26-50		W-L RECORDS	RPI 51-100		RPI 101-999		RPI 201+	
12- 9	0- 1		0- 1		OVERALL	1- 4		11- 3		7- 0	
9- 2	0- 0		0- 0		HOME	1- 1		8- 1		6- 0	
3- 7	0- 1		0- 1		AWAY	0- 3		3- 2		1- 0	
0- 0	0- 0		0- 0		NEUTRAL	0- 0		0- 0		0- 0	
8- 5	0- 1		0- 0		NON-CONFERENCE	0- 2		8- 2		5- 0	
5- 1	0- 0		0- 0		HOME	0- 1		5- 0		4- 0	
3- 4	0- 1		0- 0		AWAY	0- 1		3- 2		1- 0	
0- 0	0- 0		0- 0		NEUTRAL	0- 0		0- 0		0- 0	
4- 4	0- 0		0- 1		CONFERENCE	1- 2		3- 1		2- 0	
4- 1	0- 0		0- 0		HOME	1- 0		3- 1		2- 0	
0- 3	0- 0		0- 1		AWAY	0- 2		0- 0		0- 0	
0- 0	0- 0		0- 0		NEUTRAL	0- 0		0- 0		0- 0	

RPI	S	Opponent	Score	RPI	S	Opponent	Score	RPI	S	Opponent	Score	RPI	S	Opponent	Score	Team's RPI: 117
8	A	Ohio St.	70 103	33	A	Princeton	63 82	72	A	Penn	47 65	119	H	Yale	39 57	
								78	A	Harvard	65 76	127	H	Brown	78 73	
								78	H	Harvard	63 56	143	A	Colorado	81 75	
								79	A	Albany (NY)	61 76	151	A	Binghamton	64 80	
								81	H	Maine	51 64	168	A	Marist	60 51	
												175	A	Army West Point	56 71	
												182	H	New Hampshire	57 49	
												208	H	Boston College	68 57	
												209	H	Columbia	88 65	
												243	A	Holy Cross	76 74	
												267	H	Cornell	55 40	
												290	H	Vermont	66 56	
												332	H	Rhode Island	70 54	
												343	H	NJIT	81 50	

LAST 12 Division I GAMES:																
33	A	Princeton	63 82	78	A	Harvard	65 76	151	A	Binghamton	64 80	243	A	Holy Cross	76 74	
72	A	Penn	47 65	78	H	Harvard	63 56	79	A	Albany (NY)	61 76	8	A	Ohio St.	70 103	
209	H	Columbia	88 65	151	A	Binghamton	64 80									
267	H	Cornell	55 40													
119	H	Yale	39 57													
127	H	Brown	78 73													

Non-Div I Games:

Dartmouth

Average RPI	Win: 257	WON-LOST	WINNING	LAST 10	STRENGTH OF	OPP. STRENGTH	TEAM	ADJ.	CONF.	ADJ CONF.
Average RPI	Loss: 87	RECORD	PCT. RANK	GAMES	SCHEDULE	OF SCHEDULE	RPI	RPI	RPI	RPI
DIV. I ONLY	10- 15	227	5- 5	78	167	158	158	12	12	
DIV. I NON-CONF.	5- 8	220	0- 0	55	194	131	131	10	10	

TOTALS	RPI 1-25	RPI 26-50	W-L RECORDS	RPI 51-100	RPI 101-999	RPI 201+				
10- 15	0- 1	0- 3	OVERALL	0- 6	10- 5	7- 1				
4- 7	0- 0	0- 2	HOME	0- 4	4- 1	3- 1				
6- 8	0- 1	0- 1	AWAY	0- 2	6- 4	4- 0				
0- 0	0- 0	0- 0	NEUTRAL	0- 0	0- 0	0- 0				
5- 8	0- 1	0- 2	NON-CONFERENCE	0- 2	5- 3	3- 1				
2- 3	0- 0	0- 1	HOME	0- 1	2- 1	1- 1				
3- 5	0- 1	0- 1	AWAY	0- 1	3- 2	2- 0				
0- 0	0- 0	0- 0	NEUTRAL	0- 0	0- 0	0- 0				
5- 7	0- 0	0- 1	CONFERENCE	0- 4	5- 2	4- 0				
2- 4	0- 0	0- 1	HOME	0- 3	2- 0	2- 0				
3- 3	0- 0	0- 0	AWAY	0- 1	3- 2	2- 0				
0- 0	0- 0	0- 0	NEUTRAL	0- 0	0- 0	0- 0				

RPI 1-25				RPI 26-50				RPI 51-100				RPI 101+				Team's RPI: 158
RPI	S	Opponent	Score	RPI	S	Opponent	Score	RPI	S	Opponent	Score	RPI	S	Opponent	Score	
19	A	NC State	49 73	33	H	Princeton	57 63	56	A	Mercer	54 69	104	A	Saint Louis	72 88	
				39	H	Dayton	68 85	60	H	Elon	58 75	110	A	George Mason	61 74	
				40	A	UCF	54 62	67	H	Duquesne	54 79	134	A	William & Mary	55 73	
								71	A	Fordham	58 66	177	A	High Point	82 74	
								71	H	Fordham	45 58	186	H	Charlotte	68 66	
								91	H	George Washington	48 53	188	A	Furman	62 65	
												200	A	Richmond	68 65	
												224	H	Gardner-Webb	65 70	
												225	H	UNC Asheville	58 50	
												256	A	St. Bonaventure	75 68	
												271	A	Appalachian St.	59 57	
												285	H	Massachusetts	87 81	
												310	A	Western Caro.	70 57	
												332	A	Rhode Island	79 67	
												332	H	Rhode Island	77 67	

LAST 12 Division I GAMES:																
				71	H	Fordham	45 58	91	H	George Washington	48 53					
				104	A	Saint Louis	72 88	200	A	Richmond	68 65					
				332	A	Rhode Island	79 67	71	A	Fordham	58 66					
				39	H	Dayton	68 85	332	H	Rhode Island	77 67					
				285	H	Massachusetts	87 81	67	H	Duquesne	54 79					
				256	A	St. Bonaventure	75 68	110	A	George Mason	61 74					

Non-Div I Games:

Davidson

Average RPI Win: 178

Average RPI Loss: 40

WON-LOST
RECORDWINNING
PCT. RANKLAST 10
GAMESSTRENGTH OF
SCHEDULEOPP. STRENGTH
OF SCHEDULETEAM
RPIADJ.
RPICONF.
RPIADJ CONF.
RPIDIV. I ONLY
DIV. I NON-CONF.20- 4
7- 418
10210- 0
0- 0122
58102
7039
6639
6612
1012
10

TOTALS

RPI 1-25

RPI 26-50

W-L RECORDS

RPI 51-100

RPI 101-999

RPI 201+

20- 4

0- 1

1- 1

OVERALL

6- 2

13- 0

8- 0

10- 1

0- 1

1- 0

HOME

3- 0

6- 0

5- 0

7- 2

0- 0

0- 0

AWAY

2- 2

5- 0

2- 0

3- 1

0- 0

0- 1

NEUTRAL

1- 0

2- 0

1- 0

7- 4

0- 1

1- 1

NON-CONFERENCE

2- 2

4- 0

3- 0

4- 1

0- 1

1- 0

HOME

1- 0

2- 0

2- 0

0- 2

0- 0

0- 0

AWAY

0- 2

0- 0

0- 0

3- 1

0- 0

0- 1

NEUTRAL

1- 0

2- 0

1- 0

13- 0

0- 0

0- 0

CONFERENCE

4- 0

9- 0

5- 0

6- 0

0- 0

0- 0

HOME

2- 0

4- 0

3- 0

7- 0

0- 0

0- 0

AWAY

2- 0

5- 0

2- 0

0- 0

0- 0

0- 0

NEUTRAL

0- 0

0- 0

0- 0

RPI 1-25

RPI 26-50

Team's RPI: 39

RPI 51-100

RPI 101+

RPI	S	Opponent	Score
12	H	Green Bay	64 75

RPI	S	Opponent	Score
27	N	South Fla.	87 93
28	H	Virginia	61 46

RPI	S	Opponent	Score
55	A	Quinnipiac	66 72
64	A	Tolledo	50 68
67	H	Duquesne	79 70
71	A	Fordham	63 62
76	H	James Madison	82 54
78	N	Harvard	72 66
91	A	George Washington	57 53
91	H	George Washington	66 55

RPI	S	Opponent	Score
102	N	Tulane	71 65
104	H	Saint Louis	101 76
158	A	Davidson	85 68
163	A	Saint Joseph's	65 59
200	A	Richmond	66 59
231	A	La Salle	76 47
256	H	St. Bonaventure	80 59
261	H	Morgan St.	88 52
285	A	Massachusetts	78 49
288	H	VCU	74 64
332	H	Rhode Island	116 58
336	N	Mississippi Val.	65 46
339	H	Ark.-Pine Bluff	81 43

LAST 12 Division I GAMES:

91	A	George Washington	57 53
285	A	Massachusetts	78 49
288	H	VCU	74 64
67	H	Duquesne	79 70
158	A	Davidson	85 68
200	A	Richmond	66 59

91	H	George Washington	66 55
71	A	Fordham	63 62
104	H	Saint Louis	101 76
256	H	St. Bonaventure	80 59
163	A	Saint Joseph's	65 59
332	H	Rhode Island	116 58

Dayton

Dayton

Non-Div I Games:

Dayton

Loss,
 Non-Conf, S Site,
 H Home
A Away
 N Neutral

Average RPI Loss: 22

DIV. I ONLY	20- 6	40	9- 1	45	11	24	24	6	6
DIV. I NON-CONF.	8- 4	87	0- 0	30	5	44	44	6	6
TOTALS	RPI 1-25	RPI 26-50	W-L RECORDS	RPI 51-100	RPI 101-999	RPI 201+			
20- 6	0- 3	5- 3	OVERALL	2- 0	13- 0	4- 0			
12- 2	0- 1	3- 1	HOME	2- 0	7- 0	3- 0			
6- 3	0- 2	1- 1	AWAY	0- 0	5- 0	1- 0			
2- 1	0- 0	1- 1	NEUTRAL	0- 0	1- 0	0- 0			
8- 4	0- 2	2- 2	NON-CONFERENCE	1- 0	5- 0	2- 0			
5- 2	0- 1	1- 1	HOME	1- 0	3- 0	2- 0			
1- 1	0- 1	0- 0	AWAY	0- 0	1- 0	0- 0			
2- 1	0- 0	1- 1	NEUTRAL	0- 0	1- 0	0- 0			
12- 2	0- 1	3- 1	CONFERENCE	1- 0	8- 0	2- 0			
7- 0	0- 0	2- 0	HOME	1- 0	4- 0	1- 0			
5- 2	0- 1	1- 1	AWAY	0- 0	4- 0	1- 0			
0- 0	0- 0	0- 0	NEUTRAL	0- 0	0- 0	0- 0			

RPI 1-25				RPI 26-50				RPI 51-100				RPI 101+			
RPI	S	Opponent	Score	RPI	S	Opponent	Score	RPI	S	Opponent	Score	RPI	S	Opponent	Score
1	H	UConn	69 103	30	H	Oklahoma	111 108	52	H	St. John's (NY)	76 67	101	H	Seton Hall	89 66
2	A	Notre Dame	82 91	31	H	Northern Colo.	88 94	69	H	IUPUI	85 71	104	H	Saint Louis	86 78
23	A	Villanova	58 84	32	A	Marquette	81 93					107	A	Butler	86 68
				32	H	Marquette	95 83					107	H	Butler	87 65
				37	A	Creighton	82 54					133	A	Georgetown	78 62
				37	H	Creighton	77 67					184	A	Northwestern	92 63
				45	N	FGCU	84 89					192	A	Providence	71 48
				49	N	Gonzaga	88 71					192	H	Providence	81 47
												195	N	Memphis	81 67
												214	A	Xavier	73 72
												214	H	Xavier	79 48
												307	H	Loyola Chicago	88 47
												330	H	Delaware St.	110 71
LAST 12 Division I GAMES:															
				214	A	Xavier	73 72	23	A	Villanova	58 84				
				107	A	Butler	86 68	107	H	Butler	87 65				
				192	H	Providence	81 47	214	H	Xavier	79 48				
				37	H	Creighton	77 67	37	A	Creighton	82 54				
				32	H	Marquette	95 83	192	A	Providence	71 48				
				133	A	Georgetown	78 62	32	A	Marquette	81 93				

Non-Div I Games:

DePaul

Delaware

Del aware				Through Games Of Feb. 13, 2018						
Average RPI Win:	220	WON-LOST	WINNING	LAST 10	STRENGTH OF	OPP. STRENGTH	TEAM	ADJ.	CONF.	ADJ CONF.
Average RPI Loss:	124	RECORD	PCT. RANK	GAMES	SCHEDULE	OF SCHEDULE	RPI	RPI	RPI	RPI
DIV. I ONLY	15- 8	89	7- 3	208	181	116	116	10	10	
DIV. I NON-CONF.	7- 4	102	0- 0	265	218	144	144	12	12	

TOTALS	RPI 1-25	RPI 26-50	W-L RECORDS	RPI 51-100	RPI 101-999	RPI 201+				
15- 8	0- 1	0- 1	OVERALL	2- 2	13- 4	10- 1				
8- 2	0- 0	0- 0	HOME	2- 0	6- 2	5- 0				
6- 5	0- 1	0- 1	AWAY	0- 2	6- 1	4- 0				
1- 1	0- 0	0- 0	NEUTRAL	0- 0	1- 1	1- 1				
7- 4	0- 1	0- 1	NON-CONFERENCE	1- 0	6- 2	4- 1				
3- 1	0- 0	0- 0	HOME	1- 0	2- 1	2- 0				
3- 2	0- 1	0- 1	AWAY	0- 0	3- 0	1- 0				
1- 1	0- 0	0- 0	NEUTRAL	0- 0	1- 1	1- 1				
8- 4	0- 0	0- 0	CONFERENCE	1- 2	7- 2	6- 0				
5- 1	0- 0	0- 0	HOME	1- 0	4- 1	3- 0				
3- 3	0- 0	0- 0	AWAY	0- 2	3- 1	3- 0				
0- 0	0- 0	0- 0	NEUTRAL	0- 0	0- 0	0- 0				

RPI 1-25				RPI 26-50				RPI 51-100				RPI 101+ Team's RPI: 116			
RPI S	Opponent	Score		RPI S	Opponent	Score		RPI S	Opponent	Score		RPI S	Opponent	Score	
20 A	Buffalo	73	87	33 A	Princeton	60	78	58 H	American	72	56	134 H	William & Mary	68	59
								60 A	Elon	51	64	138 A	Northeastern	59	73
								60 H	Elon	80	66	138 H	Northeastern	53	64
								61 A	Drexel	53	74	155 A	Hartford	72	63
												175 A	Army West Point	70	59
												199 H	Boston U.	79	85
												231 H	Loyola Maryland	71	38
												242 A	Hofstra	58	51
												242 H	Hofstra	61	41
												254 A	Col. of Charleston	68	59
												256 A	St. Bonaventure	53	52
												260 H	Towson	51	49
												282 A	UNCW	82	49
												282 H	UNCW	80	62
												330 H	Delaware St.	84	49
												345 N	Saint Peter's	87	90
												346 N	Eastern Ill.	66	37

LAST 12 Division I GAMES:															
242 H	Hofstra	61	41	282 A	UNCW	82	49								
134 H	William & Mary	68	59	260 H	Towson	51	49								
138 A	Northeastern	59	73	242 A	Hofstra	58	51								
282 H	UNCW	80	62	254 A	Col. of Charleston	68	59								
138 H	Northeastern	53	64	60 H	Elon	80	66								
60 A	Elon	51	64	61 A	Drexel	53	74								

Non-Div I Games:

Del aware

Average RPI Win:	317	WON-LOST	WINNING	LAST 10	STRENGTH OF	OPP. STRENGTH	TEAM	ADJ.	CONF.	ADJ CONF.
Average RPI Loss:	181	RECORD	PCT. RANK	GAMES	SCHEDULE	OF SCHEDULE	RPI	RPI	RPI	RPI
DIV. I ONLY	4- 20	321	3- 7	244	296	330	330	30	30	
DIV. I NON-CONF.	1- 12	335	0- 1	167	121	313	313	30	30	

TOTALS	RPI 1-25	RPI 26-50	W-L RECORDS	RPI 51-100	RPI 101-999	RPI 201+				
4- 20	0- 1	0- 1	OVERALL	0- 1	4- 17	4- 7				
3- 6	0- 0	0- 0	HOME	0- 1	3- 5	3- 3				
1- 12	0- 0	0- 0	AWAY	0- 0	1- 5	1- 3				
0- 2	0- 0	0- 0	NEUTRAL	0- 0	0- 2	0- 0				
1- 12	0- 1	0- 1	NON-CONFERENCE	0- 1	1- 9	1- 2				
1- 3	0- 0	0- 0	HOME	0- 1	1- 2	1- 1				
0- 7	0- 1	0- 1	AWAY	0- 0	0- 5	0- 1				
0- 2	0- 0	0- 0	NEUTRAL	0- 0	0- 2	0- 0				
3- 8	0- 0	0- 0	CONFERENCE	0- 0	3- 8	3- 5				
2- 3	0- 0	0- 0	HOME	0- 0	2- 3	2- 2				
1- 5	0- 0	0- 0	AWAY	0- 0	1- 5	1- 3				
0- 0	0- 0	0- 0	NEUTRAL	0- 0	0- 0	0- 0				

RPI 1-25				RPI 26-50				RPI 51-100				RPI 101+ Team's RPI: 330			
RPI	S	Opponent	Score	RPI	S	Opponent	Score	RPI	S	Opponent	Score	RPI	S	Opponent	Score
24	A	DePaul	71 110	42	A	Michigan	36 105	61	H	Drexel	52 73	116	A	Delaware	49 84
												123	H	Bethune-Cookman	60 68
												131	N	Ole Miss	58 110
												142	H	Robert Morris	42 65
												162	A	Florida	51 85
												165	A	Kansas	49 81
												178	N	Stetson	43 58
												181	A	Temple	72 96
												197	A	Hampton	62 66
												201	A	Norfolk St.	50 72
												213	A	Fla. Atlantic	67 90
												217	A	N. C. A&T	55 75
												217	H	N. C. A&T	48 66
												231	H	La Salle	48 71
												261	A	Morgan St.	62 54
												316	H	South Carolina St.	58 44
												335	A	N. C. Central	60 76
												335	H	N. C. Central	67 74
												342	H	Savannah St.	93 79
												344	A	Florida A&M	54 59
												348	H	Longwood	60 56
LAST 12 Division I GAMES:															
201	A	Norfolk St.	50 72	344	A	Florida A&M	54 59								
335	A	N. C. Central	60 76	197	A	Hampton	62 66								
217	A	N. C. A&T	55 75	217	H	N. C. A&T	48 66								
342	H	Savannah St.	93 79	316	H	South Carolina St.	58 44								
261	A	Morgan St.	62 54	335	H	N. C. Central	67 74								
123	H	Bethune-Cookman	60 68	178	N	Stetson	43 58								

Non-Div I Games:

Del aware St.

Average RPI Win:	295	WON-LOST	WINNING	LAST 10	STRENGTH OF	OPP. STRENGTH	TEAM	ADJ.	CONF.	ADJ CONF.
Average RPI Loss:	81	RECORD	PCT. RANK	GAMES	SCHEDULE	OF SCHEDULE	RPI	RPI	RPI	RPI
DIV. I ONLY	13- 12	170	5- 5	241	178	180	180	15	15	
DIV. I NON-CONF.	8- 6	143	1- 0	292	210	208	208	17	17	

TOTALS	RPI 1-25	RPI 26-50	W-L RECORDS	RPI 51-100	RPI 101-999	RPI 201+				
13- 12	0- 0	0- 3	OVERALL	0- 6	13- 3	13- 0				
4- 5	0- 0	0- 2	HOME	0- 2	4- 1	4- 0				
8- 5	0- 0	0- 1	AWAY	0- 2	8- 2	8- 0				
1- 2	0- 0	0- 0	NEUTRAL	0- 2	1- 0	1- 0				
8- 6	0- 0	0- 1	NON-CONFERENCE	0- 4	8- 1	8- 0				
2- 3	0- 0	0- 1	HOME	0- 1	2- 1	2- 0				
5- 1	0- 0	0- 0	AWAY	0- 1	5- 0	5- 0				
1- 2	0- 0	0- 0	NEUTRAL	0- 2	1- 0	1- 0				
5- 6	0- 0	0- 2	CONFERENCE	0- 2	5- 2	5- 0				
2- 2	0- 0	0- 1	HOME	0- 1	2- 0	2- 0				
3- 4	0- 0	0- 1	AWAY	0- 1	3- 2	3- 0				
0- 0	0- 0	0- 0	NEUTRAL	0- 0	0- 0	0- 0				

RPI 1-25				RPI 26-50				RPI 51-100				RPI 101+				Team's RPI: 180	
RPI	S	Opponent	Score	RPI	S	Opponent	Score	RPI	S	Opponent	Score	RPI	S	Opponent	Score		
31	H	Northern Colo.	63 71	58	A	American	53 66	105	A	Western Ill.	93 118						
38	A	South Dakota St.	59 95	70	H	Wyoming	51 61	114	H	Colorado St.	56 61						
38	H	South Dakota St.	58 69	74	A	South Dakota	51 79	190	A	Oral Roberts	60 90						
				74	H	South Dakota	60 82	222	N	Eastern Mich.	60 54						
				88	N	Liberty	69 82	239	A	Omaha	85 74						
				92	N	Miami (OH)	52 69	268	A	UMKC	77 68						
								284	A	North Dakota St.	78 73						
								284	H	North Dakota St.	98 79						
								297	A	Utah St.	74 72						
								311	A	Air Force	75 54						
								313	A	Cal St. Fullerton	83 58						
								318	H	Northern Ariz.	80 73						
								321	A	Fort Wayne	73 55						
								321	H	Fort Wayne	86 65						
								328	H	Utah Valley	72 53						
								329	A	UMBC	70 48						
LAST 12 Division I GAMES:																	
284	A	North Dakota St.	78 73	239	A	Omaha	85 74										
38	A	South Dakota St.	59 95	284	H	North Dakota St.	98 79										
321	H	Fort Wayne	86 65	38	H	South Dakota St.	58 69										
74	H	South Dakota	60 82	321	A	Fort Wayne	73 55										
105	A	Western Ill.	93 118	328	H	Utah Valley	72 53										
190	A	Oral Roberts	60 90	74	A	South Dakota	51 79										

Non-Div I Games: Chadron St. 99 55

Denver

Average RPI Win:	327	WON-LOST	WINNING	LAST 10	STRENGTH OF	OPP. STRENGTH	TEAM	ADJ.	CONF.	ADJ CONF.
Average RPI Loss:	142	RECORD	PCT. RANK	GAMES	SCHEDULE	OF SCHEDULE	RPI	RPI	RPI	RPI
DIV. I ONLY	1- 23	347	1- 9	156	113	317	317	11	11	
DIV. I NON-CONF.	0- 11	337	0- 0	219	43	335	335	15	15	

TOTALS	RPI 1-25	RPI 26-50	W-L RECORDS	RPI 51-100	RPI 101-999	RPI 201+				
1- 23	0- 1	0- 1	OVERALL	0- 6	1- 15	1- 7				
0- 11	0- 1	0- 1	HOME	0- 3	0- 6	0- 3				
1- 10	0- 0	0- 0	AWAY	0- 3	1- 7	1- 3				
0- 2	0- 0	0- 0	NEUTRAL	0- 0	0- 2	0- 1				
0- 11	0- 0	0- 1	NON-CONFERENCE	0- 3	0- 7	0- 4				
0- 5	0- 0	0- 1	HOME	0- 2	0- 2	0- 2				
0- 4	0- 0	0- 0	AWAY	0- 1	0- 3	0- 1				
0- 2	0- 0	0- 0	NEUTRAL	0- 0	0- 2	0- 1				
1- 12	0- 1	0- 0	CONFERENCE	0- 3	1- 8	1- 3				
0- 6	0- 1	0- 0	HOME	0- 1	0- 4	0- 1				
1- 6	0- 0	0- 0	AWAY	0- 2	1- 4	1- 2				
0- 0	0- 0	0- 0	NEUTRAL	0- 0	0- 0	0- 0				

RPI 1-25				RPI 26-50				RPI 51-100				RPI 101+ Team's RPI: 317			
RPI	S	Opponent	Score	RPI	S	Opponent	Score	RPI	S	Opponent	Score	RPI	S	Opponent	Score
12	H	Green Bay	27 85	42	H	Michigan	50 86	54	H	Michigan St.	60 97	108	A	Western Mich.	62 74
								64	H	Toledo	64 81	113	H	Milwaukee	61 70
								69	A	IUPUI	62 90	129	A	Cleveland St.	50 75
								92	A	Miami (OH)	64 91	129	H	Cleveland St.	76 90
								100	A	Wright St.	55 85	141	N	Clemson	44 72
								100	H	Wright St.	60 88	149	A	Kent St.	74 82
												194	A	Youngstown St.	59 76
												194	H	Youngstown St.	52 72
												205	H	Bowling Green	81 85
												211	A	Illinois	65 73
												219	A	Oakland	50 83
												221	N	North Texas	57 63
												222	H	Eastern Mich.	76 78
												244	A	Northern Ky.	60 64
												244	H	Northern Ky.	67 78
												327	A	Ill. -Chicago	61 58

LAST 12 Division I GAMES:															
244	A	Northern Ky.	60 64	12	H	Green Bay	27 85	327	A	Ill. -Chicago	61 58				
100	A	Wright St.	55 85	69	A	IUPUI	62 90	100	H	Wright St.	60 88				
194	H	Youngstown St.	52 72	244	H	Northern Ky.	67 78	129	A	Cleveland St.	50 75				
129	H	Cleveland St.	76 90	113	H	Milwaukee	61 70								

Non-Div I Games:

Detroit Mercy

Average RPI Win: 216

Average RPI Loss: 50

WON-LOST
RECORDWINNING
PCT. RANKLAST 10
GAMESSTRENGTH OF
SCHEDULEOPP. STRENGTH
OF SCHEDULETEAM
RPIADJ.
RPICONF.
RPIADJ CONF.
RPIDIV. I ONLY
DIV. I NON-CONF.17- 7
4- 761
22610- 0
0- 0131
13150
2785
12985
12924
2224
22

TOTALS

RPI 1-25

RPI 26-50

W-L RECORDS

RPI 51-100

RPI 101-999

RPI 201+

17- 7

0- 2

0- 2

OVERALL

1- 2

16- 1

9- 0

10- 3

0- 0

0- 2

HOME

1- 1

9- 0

4- 0

6- 3

0- 2

0- 0

AWAY

0- 1

6- 0

4- 0

1- 1

0- 0

0- 0

NEUTRAL

0- 0

1- 1

1- 0

4- 7

0- 2

0- 2

NON-CONFERENCE

1- 2

3- 1

1- 0

3- 3

0- 0

0- 2

HOME

1- 1

2- 0

0- 0

0- 3

0- 2

0- 0

AWAY

0- 1

0- 0

0- 0

1- 1

0- 0

0- 0

NEUTRAL

0- 0

1- 1

1- 0

13- 0

0- 0

0- 0

CONFERENCE

0- 0

13- 0

8- 0

7- 0

0- 0

0- 0

HOME

0- 0

7- 0

4- 0

6- 0

0- 0

0- 0

AWAY

0- 0

6- 0

4- 0

0- 0

0- 0

0- 0

NEUTRAL

0- 0

0- 0

0- 0

RPI 1-25

RPI 26-50

RPI 51-100 Team's RPI: 85

RPI 101+

RPI	S	Opponent	Score
11	A	Oregon	77 110
21	A	Iowa	66 79

RPI	S	Opponent	Score
37	H	Creighton	100 108
38	H	South Dakota St.	78 85

RPI	S	Opponent	Score
66	H	Nebraska	84 89
70	A	Wyoming	61 75
88	H	Liberty	96 68

RPI	S	Opponent	Score
109	A	Missouri St.	80 68
109	H	Missouri St.	84 65
110	N	George Mason	75 87
113	H	Michigan	77 73
120	H	Iowa St.	83 80
145	H	UNI	81 64
164	A	Southern Ill.	75 64
164	H	Southern Ill.	84 73
248	A	Bradley	84 75
255	A	Illinois St.	65 58
265	A	Indiana St.	84 51
265	H	Indiana St.	85 64
283	H	Valparaiso	86 50
307	H	Loyola Chicago	72 46
336	N	Mississippi Val.	96 60
349	A	Evansville	101 50
349	H	Evansville	107 66

LAST 12 Division I GAMES:

265	A	Indiana St.	84 51	145	H	UNI	81 64
349	A	Evansville	101 50	349	H	Evansville	107 66
109	H	Missouri St.	84 65	265	H	Indiana St.	85 64
164	H	Southern Ill.	84 73	164	A	Southern Ill.	75 64
248	A	Bradley	84 75	109	A	Missouri St.	80 68
255	A	Illinois St.	65 58	307	H	Loyola Chicago	72 46

Non-Div I Games: Iowa Wesleyan 102 25

Drake

Loss, Non-Conf, S Site, H Home A Away N Neutral

D
r
e
x
e
lD
r
e
x
e
l

Drexel

Average RPI Win: 138	WON-LOST RECORD	WINNING PCT. RANK	LAST 10 GAMES	STRENGTH OF SCHEDULE	OPP. STRENGTH OF SCHEDULE	TEAM RPI	ADJ. RPI	CONF. RPI	ADJ CONF. RPI
Average RPI Loss: 33									
DIV. I ONLY	20- 6	40	8- 2	39	31	16	16	1	1
DIV. I NON-CONF.	11- 2	22	0- 0	71	108	19	19	1	1

TOTALS	RPI 1-25	RPI 26-50	W-L RECORDS	RPI 51-100	RPI 101-999	RPI 201+			
20- 6	2- 4	2- 1	OVERALL	5- 0	11- 1	6- 0			
14- 1	2- 1	2- 0	HOME	4- 0	6- 0	4- 0			
6- 5	0- 3	0- 1	AWAY	1- 0	5- 1	2- 0			
0- 0	0- 0	0- 0	NEUTRAL	0- 0	0- 0	0- 0			
11- 2	1- 2	1- 0	NON-CONFERENCE	3- 0	6- 0	5- 0			
9- 0	1- 0	1- 0	HOME	3- 0	4- 0	3- 0			
2- 2	0- 2	0- 0	AWAY	0- 0	2- 0	2- 0			
0- 0	0- 0	0- 0	NEUTRAL	0- 0	0- 0	0- 0			
9- 4	1- 2	1- 1	CONFERENCE	2- 0	5- 1	1- 0			
5- 1	1- 1	1- 0	HOME	1- 0	2- 0	1- 0			
4- 3	0- 1	0- 1	AWAY	1- 0	3- 1	0- 0			
0- 0	0- 0	0- 0	NEUTRAL	0- 0	0- 0	0- 0			

RPI 1-25				Team's RPI: 16				RPI 26-50				RPI 51-100				RPI 101+			
RPI	S	Opponent	Score	RPI	S	Opponent	Score	RPI	S	Opponent	Score	RPI	S	Opponent	Score	RPI	S	Opponent	Score
2	H	Notre Dame	54 72	28	H	Virginia	55 48	63	A	Virginia Tech	86 75	103	A	North Carolina	86 92				
4	A	Louisville	60 66	46	H	Oregon St.	72 65	68	H	Georgia Tech	77 59	106	A	Wake Forest	80 67				
8	H	Ohio St.	69 60	47	A	Miami (FL)	48 51	70	H	Wyoming	63 40	106	H	Wake Forest	59 51				
18	A	South Carolina	52 72					81	H	Maine	69 39	141	A	Clemson	60 35				
19	H	NC State	69 56					88	H	Liberty	68 51	167	A	Pittsburgh	58 46				
23	A	Villanova	55 64									177	H	High Point	77 50				
												208	H	Boston College	75 50				
												220	H	UNCG	85 54				
												264	A	Grand Canyon	74 61				
												272	H	Presbyterian	79 45				
												286	A	Old Dominion	84 51				
												341	H	Winthrop	101 30				
LAST 12 Division I GAMES:																			
				141	A	Clemson	60 35					103	A	North Carolina	86 92				
				106	H	Wake Forest	59 51					63	A	Virginia Tech	86 75				
				2	H	Notre Dame	54 72					28	H	Virginia	55 48				
				68	H	Georgia Tech	77 59					106	A	Wake Forest	80 67				
				167	A	Pittsburgh	58 46					19	H	NC State	69 56				
				208	H	Boston College	75 50					4	A	Louisville	60 66				

Non-Div I Games:

Duke

D
u
q
u
e
s
n
e

Duquesne				Through Games Of Feb. 13, 2018							
Average RPI	Win:	193	WON-LOST	WINNING	LAST 10	STRENGTH OF	OPP. STRENGTH	TEAM	ADJ.	CONF.	ADJ CONF.
Average RPI	Loss:	102	RECORD	PCT. RANK	GAMES	SCHEDULE	OF SCHEDULE	RPI	RPI	RPI	RPI
DIV. I ONLY			20- 5	30	8- 2	194	100	67	67	12	12
DIV. I NON-CONF.			10- 3	52	0- 0	170	51	53	53	10	10

TOTALS	RPI 1-25			RPI 26-50		W-L RECORDS	RPI 51-100	RPI 101-999		RPI 201+	
20- 5	0- 1			2- 1		OVERALL	2- 0	16- 3		10- 0	
11- 1	0- 0			1- 0		HOME	1- 0	9- 1		7- 0	
8- 3	0- 0			1- 1		AWAY	1- 0	6- 2		2- 0	
1- 1	0- 1			0- 0		NEUTRAL	0- 0	1- 0		1- 0	
10- 3	0- 1			2- 0		NON-CONFERENCE	1- 0	7- 2		5- 0	
6- 0	0- 0			1- 0		HOME	1- 0	4- 0		3- 0	
3- 2	0- 0			1- 0		AWAY	0- 0	2- 2		1- 0	
1- 1	0- 1			0- 0		NEUTRAL	0- 0	1- 0		1- 0	
10- 2	0- 0			0- 1		CONFERENCE	1- 0	9- 1		5- 0	
5- 1	0- 0			0- 0		HOME	0- 0	5- 1		4- 0	
5- 1	0- 0			0- 1		AWAY	1- 0	4- 0		1- 0	
0- 0	0- 0			0- 0		NEUTRAL	0- 0	0- 0		0- 0	

RPI 1-25				RPI 26-50				RPI 51-100				Team's RPI: 67				RPI 101+			
RPI	S	Opponent	Score	RPI	S	Opponent	Score	RPI	S	Opponent	Score	RPI	S	Opponent	Score	RPI	S	Opponent	Score
1	N	UConn	52 104	28	A	Virginia	74 63	64	H	Toledo	73 54	110	H	George Mason	71 64				
				29	H	Central Mich.	64 61	91	A	George Washington	54 53	112	H	Saint Francis (PA)	87 68				
				39	A	Dayton	70 79					122	A	ETSU	77 81				
												158	A	Davidson	79 54				
												163	A	Saint Joseph's	61 42				
												163	H	Saint Joseph's	50 69				
												167	A	Pittsburgh	66 53				
												186	A	Charlotte	72 75				
												200	A	Richmond	78 70				
												212	H	Akron	66 60				
												217	N	N.C. A&T	73 60				
												231	H	La Salle	78 50				
												256	H	St. Bonaventure	73 59				
												285	H	Massachusetts	60 57				
												288	A	VCU	70 51				
												288	H	VCU	80 71				
												291	H	Central Conn. St.	83 58				
												338	H	Iona	80 59				
												341	A	Winthrop	81 54				
LAST 12 Division I GAMES:																			
				163	H	Saint Joseph's	50 69					110	H	George Mason	71 64				
				288	H	VCU	80 71					231	H	La Salle	78 50				
				200	A	Richmond	78 70					91	A	George Washington	54 53				
				39	A	Dayton	70 79					288	A	VCU	70 51				
				256	H	St. Bonaventure	73 59					158	A	Davidson	79 54				
				163	A	Saint Joseph's	61 42					285	H	Massachusetts	60 57				

D
u
q
u
e
s
n
e

Non-Div I Games:

Duquesne

Average RPI Win: 221
Average RPI Loss: 86

WON-LOST
RECORD

WINNING
PCT. RANK

LAST 10
GAMES

STRENGTH OF
SCHEDULE

OPP. STRENGTH
OF SCHEDULE

TEAM
RPI

ADJ.
RPI

CONF.
RPI

ADJ CONF.
RPI

DIV. I ONLY	14- 10	126	8- 2	180	91	122	122	17	17
DIV. I NON-CONF.	6- 8	209	0- 1	156	26	160	160	16	16
TOTALS	RPI 1-25	RPI 26-50	W-L RECORDS	RPI 51-100	RPI 101-999	RPI 201+			
14- 10	0- 3	0- 0	OVERALL	3- 4	11- 3	8- 2			
7- 3	0- 0	0- 0	HOME	2- 2	5- 1	3- 1			
7- 4	0- 2	0- 0	AWAY	1- 1	6- 1	5- 1			
0- 3	0- 1	0- 0	NEUTRAL	0- 1	0- 1	0- 0			
6- 8	0- 3	0- 0	NON-CONFERENCE	1- 3	5- 2	4- 1			
3- 2	0- 0	0- 0	HOME	1- 1	2- 1	1- 1			
3- 3	0- 2	0- 0	AWAY	0- 1	3- 0	3- 0			
0- 3	0- 1	0- 0	NEUTRAL	0- 1	0- 1	0- 0			
8- 2	0- 0	0- 0	CONFERENCE	2- 1	6- 1	4- 1			
4- 1	0- 0	0- 0	HOME	1- 1	3- 0	2- 0			
4- 1	0- 0	0- 0	AWAY	1- 0	3- 1	2- 1			
0- 0	0- 0	0- 0	NEUTRAL	0- 0	0- 0	0- 0			

RPI 1-25				RPI 26-50				RPI 51-100				RPI 101+ Team's RPI: 122			
RPI	S	Opponent	Score	RPI	S	Opponent	Score	RPI	S	Opponent	Score	RPI	S	Opponent	Score
2	N	Notre Dame	46 77					54	H	Michigan St.	74 83	108	N	Western Mi ch.	79 87
7	A	Tennessee	49 87					56	H	Mercer	65 85	135	H	Cincinnati	87 77
19	A	NC State	58 70					62	A	Houston	69 88	161	H	Samford	76 48
								67	H	Duquesne	81 77	188	A	Furman	69 57
								87	N	Washington St.	76 80	220	A	UNCG	61 65
								99	A	Chattanooga	61 55	220	H	UNCG	60 52
								99	H	Chattanooga	65 58	244	H	Northern Ky.	45 57
												271	A	Appalachian St.	70 57
												295	A	Murray St.	96 68
												298	A	Wofford	61 58
												299	H	Tennessee Tech	74 55
												310	A	Western Caro.	76 46
												310	H	Western Caro.	66 50
												341	A	Wintthrop	74 63
LAST 12 Division I GAMES:															
				99	A	Chattanooga	61 55	188	A	Furman	69 57				
				310	A	Western Caro.	76 46	99	H	Chattanooga	65 58				
				220	A	UNCG	61 65	220	H	UNCG	60 52				
				161	H	Samford	76 48	310	H	Western Caro.	66 50				
				56	H	Mercer	65 85	244	H	Northern Ky.	45 57				
				298	A	Wofford	61 58	54	H	Michigan St.	74 83				

Non-Div I Games: North Greenville 90 67

ETSU

Loss, Non-Conf, S Site, H Home A Away N Neutral

Average RPI Win:	224	WON-LOST	WINNING	LAST 10	STRENGTH OF	OPP. STRENGTH	TEAM	ADJ.	CONF.	ADJ CONF.
Average RPI Loss:	147	RECORD	PCT. RANK	GAMES	SCHEDULE	OF SCHEDULE	RPI	RPI	RPI	RPI
DIV. I ONLY	13- 11	151	5- 5	228	148	207	207	7	7	
DIV. I NON-CONF.	8- 5	111	1- 0	322	340	253	253	7	7	

TOTALS	RPI 1-25	RPI 26-50	W-L RECORDS	RPI 51-100	RPI 101-999	RPI 201+				
13- 11	0- 1	0- 1	OVERALL	1- 0	12- 9	6- 2				
10- 4	0- 1	0- 0	HOME	1- 0	9- 3	4- 0				
2- 5	0- 0	0- 0	AWAY	0- 0	2- 1	1- 0				
1- 2	0- 0	0- 0	NEUTRAL	0- 0	1- 2	1- 1				
8- 5	0- 0	0- 0	NON-CONFERENCE	0- 0	8- 5	6- 2				
6- 2	0- 0	0- 0	HOME	0- 0	6- 2	4- 0				
1- 1	0- 0	0- 0	AWAY	0- 0	1- 1	1- 1				
1- 2	0- 0	0- 0	NEUTRAL	0- 0	1- 2	1- 1				
5- 6	0- 1	0- 1	CONFERENCE	1- 0	4- 4	0- 0				
4- 2	0- 1	0- 0	HOME	1- 0	3- 1	0- 0				
1- 4	0- 0	0- 1	AWAY	0- 0	1- 3	0- 0				
0- 0	0- 0	0- 0	NEUTRAL	0- 0	0- 0	0- 0				

RPI 1-25				RPI 26-50				RPI 51-100				RPI 101+				Team's RPI: 207
RPI	S	Opponent	Score	RPI	S	Opponent	Score	RPI	S	Opponent	Score	RPI	S	Opponent	Score	
1	H	UConn	35 96	27	A	South Fla.	47 88	62	H	Houston	80 78	102	A	Tulane	58 64	
												134	H	William & Mary	65 71	
												135	A	Cincinnati	79 70	
												135	H	Cincinnati	54 66	
												136	N	UTEP	79 93	
												156	H	Wichita St.	77 67	
												170	H	Tulsa	73 67	
												186	H	Charlotte	58 55	
												191	A	SMU	51 65	
												191	H	SMU	76 47	
												195	A	Memphis	36 72	
												200	H	Richmond	64 65	
												201	H	Norfolk St.	51 46	
												210	N	Jacksonville St.	73 82	
												273	N	Rider	66 63	
												280	H	UMES	64 54	
												281	H	USC Upstate	66 53	
												282	A	UNCW	62 66	
												302	A	Kennesaw St.	66 56	
												335	H	N.C. Central	73 61	
												342	H	Savannah St.	103 37	

LAST 12 Division I GAMES:																
27	A	South Fla.	47 88	191	A	SMU	51 65									
191	H	SMU	76 47	170	H	Tulsa	73 67									
156	H	Wichita St.	77 67	195	A	Memphis	36 72									
135	A	Cincinnati	79 70	1	H	UConn	35 96									
102	A	Tulane	58 64	135	H	Cincinnati	54 66									
62	H	Houston	80 78	280	H	UMES	64 54									

Non-Div I Games:

East Carolina

Average RPI Win:	341	WON-LOST	WINNING	LAST 10	STRENGTH OF	OPP. STRENGTH	TEAM	ADJ.	CONF.	ADJ CONF.
Average RPI Loss:	206	RECORD	PCT. RANK	GAMES	SCHEDULE	OF SCHEDULE	RPI	RPI	RPI	RPI
DIV. I ONLY	2- 23	342	1- 9	286	327	346	346	25	25	
DIV. I NON-CONF.	1- 10	327	0- 0	289	322	346	346	27	27	

TOTALS	RPI 1-25	RPI 26-50	W-L RECORDS	RPI 51-100	RPI 101-999	RPI 201+				
2- 23	0- 0	0- 0	OVERALL	0- 3	2- 20	2- 13				
2- 10	0- 0	0- 0	HOME	0- 1	2- 9	2- 7				
0- 12	0- 0	0- 0	AWAY	0- 2	0- 10	0- 6				
0- 1	0- 0	0- 0	NEUTRAL	0- 0	0- 1	0- 0				
1- 10	0- 0	0- 0	NON-CONFERENCE	0- 1	1- 9	1- 4				
1- 4	0- 0	0- 0	HOME	0- 0	1- 4	1- 3				
0- 5	0- 0	0- 0	AWAY	0- 1	0- 4	0- 1				
0- 1	0- 0	0- 0	NEUTRAL	0- 0	0- 1	0- 0				
1- 13	0- 0	0- 0	CONFERENCE	0- 2	1- 11	1- 9				
1- 6	0- 0	0- 0	HOME	0- 1	1- 5	1- 4				
0- 7	0- 0	0- 0	AWAY	0- 1	0- 6	0- 5				
0- 0	0- 0	0- 0	NEUTRAL	0- 0	0- 0	0- 0				

RPI 1-25				RPI 26-50				RPI 51-100				RPI 101+ Team's RPI: 346					
RPI	S	Opponent	Score	RPI	S	Opponent	Score	RPI	S	Opponent	Score	RPI	S	Opponent	Score		
								73	A	Belmont	37	59	116	N	Delaware	37	66
								73	H	Belmont	58	86	124	H	Northern Ill.	64	93
								100	A	Wright St.	46	81	129	A	Cleveland St.	69	77
												140	A	SIUE	52	62	
												163	A	Saint Joseph's	62	80	
												184	A	Northwestern	40	74	
												196	H	UT Martin	44	72	
												210	H	Jacksonville St.	50	59	
												215	A	Morehead St.	81	89	
												221	H	North Texas	61	63	
												226	H	Southeast Mo. St.	54	77	
												238	A	Austin Peay	59	69	
												238	H	Austin Peay	66	75	
												248	H	Bradley	52	67	
												283	H	Valparaiso	67	76	
												295	A	Murray St.	61	72	
												299	H	Tennessee Tech	57	60	
												304	A	Eastern Ky.	51	67	
												321	A	Fort Wayne	77	93	
												333	A	Tennessee St.	68	86	
												333	H	Tennessee St.	66	59	
												349	H	Evansville	79	52	
LAST 12 Division I GAMES:																	
238	H	Austin Peay	66	75	226	H	Southeast Mo. St.	54	77								
140	A	SIUE	52	62	196	H	UT Martin	44	72								
299	H	Tennessee Tech	57	60	73	H	Belmont	58	86								
210	H	Jacksonville St.	50	59	333	H	Tennessee St.	66	59								
333	A	Tennessee St.	68	86	304	A	Eastern Ky.	51	67								
73	A	Belmont	37	59	215	A	Morehead St.	81	89								

Non-Div I Games:

Eastern Ill.

Average RPI Win: 271

Average RPI Loss: 186

WON-LOST
RECORDWINNING
PCT. RANKLAST 10
GAMESSTRENGTH OF
SCHEDULEOPP. STRENGTH
OF SCHEDULETEAM
RPIADJ.
RPICONF.
RPIADJ CONF.
RPIDIV. I ONLY
DIV. I NON-CONF.7- 15
2- 6271
2803- 7
0- 0304
299227
73304
291304
29125
2725
27

TOTALS

RPI 1-25

RPI 26-50

W-L RECORDS

RPI 51-100

RPI 101-999

RPI 201+

7- 15

0- 0

0- 0

OVERALL

0- 2

7- 13

7- 7

5- 6

0- 0

0- 0

HOME

0- 2

5- 4

5- 1

2- 9

0- 0

0- 0

AWAY

0- 0

2- 9

2- 6

0- 0

0- 0

0- 0

NEUTRAL

0- 0

0- 0

0- 0

2- 6

0- 0

0- 0

NON-CONFERENCE

0- 1

2- 5

2- 2

1- 2

0- 0

0- 0

HOME

0- 1

1- 1

1- 0

1- 4

0- 0

0- 0

AWAY

0- 0

1- 4

1- 2

0- 0

0- 0

0- 0

NEUTRAL

0- 0

0- 0

0- 0

5- 9

0- 0

0- 0

CONFERENCE

0- 1

5- 8

5- 5

4- 4

0- 0

0- 0

HOME

0- 1

4- 3

4- 1

1- 5

0- 0

0- 0

AWAY

0- 0

1- 5

1- 4

0- 0

0- 0

0- 0

NEUTRAL

0- 0

0- 0

0- 0

RPI 1-25

RPI 26-50

RPI 51-100

RPI 101+

Team's RPI: 304

RPI S Opponent Score

RPI S Opponent Score

RPI S Opponent Score

RPI S Opponent Score

73 H Belmont 55 77
75 H Ohio 57 69

110	A	George Mason	41	64
135	A	Cincinnati	53	64
140	H	SIUE	60	62
149	H	Kent St.	57	65
196	A	UT Martin	49	77
196	H	UT Martin	54	72
205	A	Bowling Green	60	77
210	A	Jacksonville St.	51	65
210	H	Jacksonville St.	48	44
212	A	Akron	45	62
215	H	Morehead St.	59	56
220	H	UNCG	70	59
226	A	Southeast Mo. St.	55	69
238	A	Austin Peay	45	59
295	A	Murray St.	68	75
299	A	Tennessee Tech	76	68
299	H	Tennessee Tech	55	53
310	A	Western Caro.	62	59
333	H	Tennessee St.	58	59
346	H	Eastern Ill.	67	51

LAST 12 Division I GAMES:

215	H	Morehead St.	59	56	210	H	Jacksonville St.	48	44
196	H	UT Martin	54	72	299	H	Tennessee Tech	55	53
333	H	Tennessee St.	58	59	226	A	Southeast Mo. St.	55	69
73	H	Belmont	55	77	196	A	UT Martin	49	77
295	A	Murray St.	68	75	346	H	Eastern Ill.	67	51
238	A	Austin Peay	45	59	140	H	SIUE	60	62

Non-Div I Games: Ohio Christian 69 45

Eastern Ky.

Loss, Non-Conf, S Site, H Home A Away N Neutral

Average RPI Win:	200	WON-LOST	WINNING	LAST 10	STRENGTH OF	OPP. STRENGTH	TEAM	ADJ.	CONF.	ADJ CONF.
Average RPI Loss:	145	RECORD	PCT. RANK	GAMES	SCHEDULE	OF SCHEDULE	RPI	RPI	RPI	RPI
DIV. I ONLY	8- 14	252	4- 6	184	156	222	222	8	8	
DIV. I NON-CONF.	3- 7	254	0- 0	333	337	316	316	8	8	

TOTALS	RPI 1-25	RPI 26-50	W-L RECORDS	RPI 51-100	RPI 101-999	RPI 201+				
8- 14	0- 1	0- 3	OVERALL	2- 1	6- 9	4- 4				
4- 4	0- 0	0- 1	HOME	1- 1	3- 2	2- 1				
4- 9	0- 1	0- 2	AWAY	1- 0	3- 6	2- 3				
0- 1	0- 0	0- 0	NEUTRAL	0- 0	0- 1	0- 0				
3- 7	0- 0	0- 1	NON-CONFERENCE	0- 0	3- 6	3- 3				
2- 0	0- 0	0- 0	HOME	0- 0	2- 0	2- 0				
1- 6	0- 0	0- 1	AWAY	0- 0	1- 5	1- 3				
0- 1	0- 0	0- 0	NEUTRAL	0- 0	0- 1	0- 0				
5- 7	0- 1	0- 2	CONFERENCE	2- 1	3- 3	1- 1				
2- 4	0- 0	0- 1	HOME	1- 1	1- 2	0- 1				
3- 3	0- 1	0- 1	AWAY	1- 0	2- 1	1- 0				
0- 0	0- 0	0- 0	NEUTRAL	0- 0	0- 0	0- 0				

RPI 1-25				RPI 26-50				RPI 51-100				RPI 101+				Team's RPI: 222
RPI	S	Opponent	Score	RPI	S	Opponent	Score	RPI	S	Opponent	Score	RPI	S	Opponent	Score	
20	A	Buffalo	92 97	29	H	Central Mich.	72 95	64	H	Toledo	70 57	108	H	Western Mich.	69 67	
				41	A	Ball St.	85 91	92	A	Miami (OH)	74 59	124	A	Northern Ill.	83 76	
				43	A	Minnesota	56 80	92	H	Miami (OH)	69 73	129	A	Cleveland St.	65 77	
												147	A	Loyola Marymount	64 73	
												149	A	Kent St.	69 76	
												149	H	Kent St.	60 67	
												180	N	Denver	54 60	
												205	A	Bowling Green	54 52	
												212	H	Akron	65 77	
												255	A	Illinois St.	56 65	
												256	A	St. Bonaventure	51 70	
												317	A	Detroit Mercy	78 76	
												327	A	Ill. -Chicago	70 73	
												344	H	Florida A&M	83 61	
												348	H	Longwood	73 44	

LAST 12 Division I GAMES:																
212	H	Akron	65 77	108	H	Western Mich.	69 67									
41	A	Ball St.	85 91	92	A	Miami (OH)	74 59									
29	H	Central Mich.	72 95	149	A	Kent St.	69 76									
20	A	Buffalo	92 97	64	H	Toledo	70 57									
92	H	Miami (OH)	69 73	205	A	Bowling Green	54 52									
124	A	Northern Ill.	83 76	149	H	Kent St.	60 67									

Non-Div I Games: Rochester College 62 29

Eastern Mich.

Average RPI Win:	239	WON-LOST	WINNING	LAST 10	STRENGTH OF	OPP. STRENGTH	TEAM	ADJ.	CONF.	ADJ CONF.
Average RPI Loss:	96	RECORD	PCT. RANK	GAMES	SCHEDULE	OF SCHEDULE	RPI	RPI	RPI	RPI
DIV. I ONLY	11- 12	192	6- 4	178	101	179	179	19	19	
DIV. I NON-CONF.	4- 7	226	0- 0	81	145	170	170	13	13	

TOTALS	RPI 1-25	RPI 26-50	W-L RECORDS	RPI 51-100	RPI 101-999	RPI 201+				
11- 12	0- 1	0- 3	OVERALL	0- 2	11- 6	6- 0				
8- 3	0- 0	0- 1	HOME	0- 0	8- 2	4- 0				
2- 8	0- 1	0- 2	AWAY	0- 1	2- 4	2- 0				
1- 1	0- 0	0- 0	NEUTRAL	0- 1	1- 0	0- 0				
4- 7	0- 1	0- 1	NON-CONFERENCE	0- 2	4- 3	2- 0				
2- 2	0- 0	0- 0	HOME	0- 0	2- 2	1- 0				
1- 4	0- 1	0- 1	AWAY	0- 1	1- 1	1- 0				
1- 1	0- 0	0- 0	NEUTRAL	0- 1	1- 0	0- 0				
7- 5	0- 0	0- 2	CONFERENCE	0- 0	7- 3	4- 0				
6- 1	0- 0	0- 1	HOME	0- 0	6- 0	3- 0				
1- 4	0- 0	0- 1	AWAY	0- 0	1- 3	1- 0				
0- 0	0- 0	0- 0	NEUTRAL	0- 0	0- 0	0- 0				

RPI 1-25				RPI 26-50				RPI 51-100				RPI 101+ Team's RPI: 179			
RPI	S	Opponent	Score	RPI	S	Opponent	Score	RPI	S	Opponent	Score	RPI	S	Opponent	Score
11	A	Oregon	40 81	31	A	Northern Colo.	62 68	53	A	Purdue	40 65	125	H	BYU	69 73
				31	H	Northern Colo.	65 70	77	N	Saint Mary's (CA)	56 76	139	A	Portland St.	60 75
				49	A	Gonzaga	45 69					139	H	Portland St.	64 57
												146	A	Fresno St.	56 81
												150	A	Idaho	71 85
												150	H	Idaho	71 64
												154	H	Cal Poly	75 72
												169	A	North Dakota	79 81
												169	H	North Dakota	74 70
												174	H	Boise St.	57 61
												196	N	UT Martin	61 58
												270	A	Sacramento St.	83 72
												270	H	Sacramento St.	83 76
												311	A	Air Force	65 63
												318	H	Northern Ariz.	82 62
												324	H	Southern Utah	58 41
												328	H	Utah Valley	61 41

LAST 12 Division I GAMES:															
150	A	Idaho	71 85	318	H	Northern Ariz.	82 62	150	H	Idaho	71 64				
139	H	Portland St.	64 57	270	A	Sacramento St.	83 72	139	A	Portland St.	60 75				
270	H	Sacramento St.	83 76	169	H	North Dakota	74 70	31	A	Northern Colo.	62 68				
31	A	Northern Colo.	62 68	31	H	Northern Colo.	65 70								
169	A	North Dakota	79 81												
324	H	Southern Utah	58 41												

Non-Div I Games: Multnomah 88 42

Eastern Wash.

Average RPI Win:	193	WON-LOST	WINNING	LAST 10	STRENGTH OF	OPP. STRENGTH	TEAM	ADJ.	CONF.	ADJ CONF.
Average RPI Loss:	76	RECORD	PCT. RANK	GAMES	SCHEDULE	OF SCHEDULE	RPI	RPI	RPI	RPI
DIV. I ONLY	16- 7	64	7- 3	107	127	60	60	10	10	
DIV. I NON-CONF.	7- 3	74	0- 0	160	81	64	64	12	12	

TOTALS	RPI 1-25	RPI 26-50	W-L RECORDS	RPI 51-100	RPI 101-999	RPI 201+				
16- 7	0- 2	1- 0	OVERALL	3- 2	12- 3	8- 0				
10- 0	0- 0	0- 0	HOME	2- 0	8- 0	5- 0				
5- 6	0- 0	1- 0	AWAY	0- 0	4- 0	3- 0				
1- 1	0- 1	0- 0	NEUTRAL	1- 0	0- 0	0- 0				
7- 3	0- 2	1- 0	NON-CONFERENCE	1- 0	5- 1	3- 0				
3- 0	0- 0	0- 0	HOME	0- 0	3- 0	2- 0				
3- 2	0- 1	1- 0	AWAY	0- 0	2- 1	1- 0				
1- 1	0- 1	0- 0	NEUTRAL	1- 0	0- 0	0- 0				
9- 4	0- 0	0- 0	CONFERENCE	2- 2	7- 2	5- 0				
7- 0	0- 0	0- 0	HOME	2- 0	5- 0	3- 0				
2- 4	0- 0	0- 0	AWAY	0- 2	2- 2	2- 0				
0- 0	0- 0	0- 0	NEUTRAL	0- 0	0- 0	0- 0				

RPI 1-25				RPI 26-50				RPI 51-100				RPI 101+			
RPI	S	Opponent	Score	RPI	S	Opponent	Score	RPI	S	Opponent	Score	RPI	S	Opponent	Score
19	A	NC State	57 70	40	A	UCF	71 57	61	A	Drexel	56 58	106	A	Wake Forest	51 53
21	N	Iowa	61 74					61	H	Drexel	70 58	116	A	Delaware	66 80
								76	A	James Madison	67 70	116	H	Delaware	64 51
								76	H	James Madison	50 43	134	A	William & Mary	75 81
								94	N	Alabama	60 55	138	H	Northeastern	78 71
												158	A	Davison	75 58
												197	H	Hampton	82 59
												217	A	N. C. A&T	90 59
												254	A	Col. of Charleston	77 55
												254	H	Col. of Charleston	97 44
												260	A	Towson	71 45
												260	H	Towson	84 61
												282	H	UNCW	75 67
												335	H	N. C. Central	78 50
												341	H	Winthrop	98 37

LAST 12 Division I GAMES:															
254	H	Col. of Charleston	97 44	116	H	Delaware	64 51	260	H	Towson	84 61				
61	H	Drexel	70 58	134	A	William & Mary	75 81	76	A	James Madison	67 70				
76	H	James Madison	50 43	138	H	Northeastern	78 71	94	N	Alabama	60 55				
254	A	Col. of Charleston	77 55	158	A	Davison	75 58								
260	A	Towson	71 45	197	H	Hampton	82 59								
61	A	Drexel	56 58	217	A	N. C. A&T	90 59								

Non-Div I Games: Coker 106 54

EI on

Average RPI Win: 295	WON-LOST RECORD	WINNING PCT. RANK	LAST 10 GAMES	STRENGTH OF SCHEDULE	OPP. STRENGTH OF SCHEDULE	TEAM RPI	ADJ. RPI	CONF. RPI	ADJ CONF. RPI
Average RPI Loss: 208									
DIV. I ONLY	1- 20	345	0- 10	307	289	349	349	24	24
DIV. I NON-CONF.	1- 8	313	0- 0	324	343	347	347	22	22

TOTALS	RPI 1-25	RPI 26-50	W-L RECORDS	RPI 51-100	RPI 101-999	RPI 201+			
1- 20	0- 0	0- 1	OVERALL	0- 3	1- 16	1- 12			
1- 8	0- 0	0- 0	HOME	0- 1	1- 7	1- 4			
0- 12	0- 0	0- 0	AWAY	0- 1	0- 2	0- 2			
0- 0	0- 0	0- 0	NEUTRAL	0- 0	0- 0	0- 0			
1- 8	0- 0	0- 1	NON-CONFERENCE	0- 1	1- 6	1- 6			
1- 1	0- 0	0- 0	HOME	0- 0	1- 1	1- 1			
0- 7	0- 0	0- 1	AWAY	0- 1	0- 5	0- 5			
0- 0	0- 0	0- 0	NEUTRAL	0- 0	0- 0	0- 0			
0- 12	0- 0	0- 0	CONFERENCE	0- 2	0- 10	0- 6			
0- 7	0- 0	0- 0	HOME	0- 1	0- 6	0- 3			
0- 5	0- 0	0- 0	AWAY	0- 1	0- 4	0- 3			
0- 0	0- 0	0- 0	NEUTRAL	0- 0	0- 0	0- 0			

RPI 1-25	RPI 26-50	RPI 51-100	RPI 101+	Team's RPI: 349
RPI S Opponent Score	RPI S Opponent Score	RPI S Opponent Score	RPI S Opponent Score	
	48 A Western Ky. 54 92	85 A Drake 66 107	109 H Missouri St. 65 95	
		85 H Drake 50 101	145 A UNI 41 65	
		97 A Kentucky 62 100	145 H UNI 60 85	
			164 H Southern Ill. 62 74	
			215 H Morehead St. 75 82	
			226 A Southeast Mo. St. 65 74	
			238 A Austin Peay 73 82	
			248 H Bradley 59 117	
			255 H Illinois St. 43 67	
			265 A Indiana St. 48 56	
			265 H Indiana St. 57 66	
			283 A Valparaiso 59 101	
			295 H Murray St. 89 81	
			307 A Loyola Chicago 63 82	
			314 A Alabama A&M 56 70	
			327 A Ill. -Chicago 77 96	
			346 A Eastern Ill. 52 79	
LAST 12 Division I GAMES:				
145 H UNI 60 85	255 H Illinois St. 43 67			
85 H Drake 50 101	85 A Drake 66 107			
265 H Indiana St. 57 66	145 A UNI 41 65			
307 A Loyola Chicago 63 82	265 A Indiana St. 48 56			
283 A Valparaiso 59 101	109 H Missouri St. 65 95			
248 H Bradley 59 117	164 H Southern Ill. 62 74			

Non-Div I Games: Oakland City 96 59 Westminster (MO) 79 53

Average RPI Win: 194

Average RPI Loss: 102

WON-LOST
RECORDWINNING
PCT. RANKLAST 10
GAMESSTRENGTH OF
SCHEDULEOPP. STRENGTH
OF SCHEDULETEAM
RPIADJ.
RPICONF.
RPIADJ CONF.
RPIDIV. I ONLY
DIV. I NON-CONF.21- 4
11- 313
459- 1
0- 0157
49150
5445
2345
2322
2122
21

TOTALS

RPI 1-25

RPI 26-50

W-L RECORDS

RPI 51-100

RPI 101-999

RPI 201+

21- 4

1- 1

1- 0

OVERALL

4- 2

15- 1

12- 1

10- 0

0- 0

1- 0

HOME

3- 0

6- 0

4- 0

9- 2

0- 0

0- 0

AWAY

1- 0

8- 0

8- 0

2- 2

1- 1

0- 0

NEUTRAL

0- 1

1- 0

0- 0

11- 3

1- 1

1- 0

NON-CONFERENCE

2- 2

7- 0

5- 0

5- 0

0- 0

1- 0

HOME

2- 0

2- 0

1- 0

4- 1

0- 0

0- 0

AWAY

0- 1

4- 0

4- 0

2- 2

1- 1

0- 0

NEUTRAL

0- 1

1- 0

0- 0

10- 1

0- 0

0- 0

CONFERENCE

2- 0

8- 1

7- 1

5- 0

0- 0

0- 0

HOME

1- 0

4- 0

3- 0

5- 1

0- 0

0- 0

AWAY

1- 0

4- 1

4- 1

0- 0

0- 0

0- 0

NEUTRAL

0- 0

0- 0

0- 0

RPI 1-25

RPI 26-50

Team's RPI: 45

RPI 51-100

RPI 101+

RPI	S	Opponent	Score
8	N	Ohio St.	62 104
24	N	DePaul	89 84

RPI	S	Opponent	Score
38	H	South Dakota St.	87 78

RPI	S	Opponent	Score
73	N	Belmont	65 75
78	H	Harvard	65 56
89	A	Jacksonville	65 63
89	H	Jacksonville	63 58
97	H	Kentucky	70 64
99	A	Chattanooga	61 68

RPI	S	Opponent	Score
140	H	SIUE	66 49
149	N	Kent St.	80 62
178	H	Stetson	80 40
206	A	Siena	63 50
211	H	Illinois	85 61
212	A	Akron	82 63
216	A	Abilene Christian	94 55
228	A	North Florida	73 75
228	H	North Florida	67 52
262	A	Lipscomb	68 54
281	A	USC Upstate	88 44
281	H	USC Upstate	93 60
302	A	Kennesaw St.	78 57
303	A	FIU	88 52
343	A	NJIT	89 43
343	H	NJIT	90 66

LAST 12 Division I GAMES:

343	A	NJIT	89	43	262	A	Lipscomb	68	54
281	A	USC Upstate	88	44	302	A	Kennesaw St.	78	57
228	H	North Florida	67	52	281	H	USC Upstate	93	60
89	A	Jacksonville	65	63	343	H	NJIT	90	66
228	A	North Florida	73	75	178	H	Stetson	80	40
89	H	Jacksonville	63	58	38	H	South Dakota St.	87	78

Non-Div I Games:

Southeastern (FL)

76 66

Ave Maria

99 35

Fla. Memorial

82 43

FGCU

Loss,
 Non-Conf,
 S Site,
 H Home
A Away
 N Neutral

F
I
UF
I
U

FIU

Average RPI Win:	286	WON-LOST	WINNING	LAST 10	STRENGTH OF	OPP. STRENGTH	TEAM	ADJ.	CONF.	ADJ CONF.
Average RPI Loss:	163	RECORD	PCT. RANK	GAMES	SCHEDULE	OF SCHEDULE	RPI	RPI	RPI	RPI
DIV. I ONLY	10- 14	218	4- 6	295	271	258	258	28	28	
DIV. I NON-CONF.	3- 8	268	0- 0	281	211	292	292	26	26	

TOTALS	RPI 1-25	RPI 26-50	W-L RECORDS	RPI 51-100	RPI 101-999	RPI 201+				
10- 14	0- 1	0- 0	OVERALL	0- 2	10- 11	10- 4				
6- 4	0- 1	0- 0	HOME	0- 1	6- 2	6- 1				
4- 9	0- 0	0- 0	AWAY	0- 1	4- 8	4- 3				
0- 1	0- 0	0- 0	NEUTRAL	0- 0	0- 1	0- 0				
3- 8	0- 1	0- 0	NON-CONFERENCE	0- 0	3- 7	3- 1				
2- 2	0- 1	0- 0	HOME	0- 0	2- 1	2- 0				
1- 5	0- 0	0- 0	AWAY	0- 0	1- 5	1- 1				
0- 1	0- 0	0- 0	NEUTRAL	0- 0	0- 1	0- 0				
7- 6	0- 0	0- 0	CONFERENCE	0- 2	7- 4	7- 3				
4- 2	0- 0	0- 0	HOME	0- 1	4- 1	4- 1				
3- 4	0- 0	0- 0	AWAY	0- 1	3- 3	3- 2				
0- 0	0- 0	0- 0	NEUTRAL	0- 0	0- 0	0- 0				

RPI 1-25				RPI 26-50				RPI 51-100				RPI 101+				Team's RPI: 258
RPI	S	Opponent	Score	RPI	S	Opponent	Score	RPI	S	Opponent	Score	RPI	S	Opponent	Score	
23	H	Villanova	44 73					55	A	Quinnipiac	45 77	101	A	Seton Hall	61 80	
								55	H	Quinnipiac	39 58	134	A	William & Mary	47 57	
												138	A	Northeastern	43 63	
												160	A	Lehigh	53 56	
												168	A	Marist	63 71	
												182	N	New Hampshire	61 71	
												200	H	Richmond	67 72	
												206	A	Siena	40 51	
												208	A	Boston College	66 58	
												245	H	Niagara	59 53	
												253	A	Manhattan	44 55	
												253	H	Manhattan	55 52	
												269	H	Mt. St. Mary's	76 65	
												273	A	Rider	68 57	
												273	H	Rider	45 61	
												289	A	Canisius	56 52	
												293	H	Monmouth	61 55	
												332	A	Rhode Island	47 62	
												338	A	Iona	78 68	
												345	H	Saint Peter's	62 41	
												347	H	UMass Lowell	78 67	
LAST 12 Division I GAMES:																
253	A	Manhattan	44 55	55	A	Quinnipiac	45 77									
338	A	Iona	78 68	345	H	Saint Peter's	62 41									
253	H	Manhattan	55 52	168	A	Marist	63 71									
55	H	Quinnipiac	39 58	273	H	Rider	45 61									
273	A	Rider	68 57	293	H	Monmouth	61 55									
206	A	Siena	40 51	245	H	Niagara	59 53									

Non-Div I Games:

Fairfield

Average RPI Win:	300	WON-LOST	WINNING	LAST 10	STRENGTH OF	OPP. STRENGTH	TEAM	ADJ.	CONF.	ADJ CONF.
Average RPI Loss:	205	RECORD	PCT. RANK	GAMES	SCHEDULE	OF SCHEDULE	RPI	RPI	RPI	RPI
DIV. I ONLY	14- 9	112	6- 4	348	305	274	274	29	29	
DIV. I NON-CONF.	7- 3	74	0- 0	346	319	254	254	29	29	

TOTALS	RPI 1-25	RPI 26-50	W-L RECORDS	RPI 51-100	RPI 101-999	RPI 201+				
14- 9	0- 0	0- 1	OVERALL	0- 0	14- 8	13- 5				
8- 5	0- 0	0- 0	HOME	0- 0	8- 5	7- 2				
6- 4	0- 0	0- 1	AWAY	0- 0	6- 3	6- 3				
0- 0	0- 0	0- 0	NEUTRAL	0- 0	0- 0	0- 0				
7- 3	0- 0	0- 1	NON-CONFERENCE	0- 0	7- 2	6- 1				
5- 1	0- 0	0- 0	HOME	0- 0	5- 1	4- 0				
2- 2	0- 0	0- 1	AWAY	0- 0	2- 1	2- 1				
0- 0	0- 0	0- 0	NEUTRAL	0- 0	0- 0	0- 0				
7- 6	0- 0	0- 0	CONFERENCE	0- 0	7- 6	7- 4				
3- 4	0- 0	0- 0	HOME	0- 0	3- 4	3- 2				
4- 2	0- 0	0- 0	AWAY	0- 0	4- 2	4- 2				
0- 0	0- 0	0- 0	NEUTRAL	0- 0	0- 0	0- 0				

RPI 1-25				RPI 26-50				RPI 51-100				RPI 101+ Team's RPI: 274			
RPI	S	Opponent	Score	RPI	S	Opponent	Score	RPI	S	Opponent	Score	RPI	S	Opponent	Score
				26	A	Rutgers	35 101					112	H	Saint Francis (PA)	56 80
												142	H	Robert Morris	68 77
												175	H	Army West Point	58 56
												198	H	Stony Brook	51 56
												247	A	Howard	65 68
												266	A	St. Francis Brooklyn	70 62
												269	A	Mt. St. Mary's	52 55
												269	H	Mt. St. Mary's	53 55
												278	H	Colgate	61 51
												279	A	LIU Brooklyn	61 49
												287	H	Sacred Heart	69 59
												291	A	Central Conn. St.	56 76
												291	H	Central Conn. St.	78 49
												292	A	Bryant	77 69
												292	H	Bryant	48 65
												293	H	Monmouth	78 61
												326	A	Wagner	74 64
												326	H	Wagner	62 61
												343	A	NJIT	74 70
												345	H	Saint Peter's	69 59
												347	H	UMass Lowell	60 51
												348	A	Longwood	72 52
LAST 12 Division I GAMES:															
				326	H	Wagner	62 61					287	H	Sacred Heart	69 59
				269	H	Mt. St. Mary's	53 55					291	H	Central Conn. St.	78 49
				291	A	Central Conn. St.	56 76					292	H	Bryant	48 65
				292	A	Bryant	77 69					269	A	Mt. St. Mary's	52 55
				279	A	LIU Brooklyn	61 49					326	A	Wagner	74 64
				266	A	St. Francis Brooklyn	70 62					112	H	Saint Francis (PA)	56 80

Non-Div I Games: Rutgers-Newark 76 40

Fairleigh Dickinson

Average RPI Win:	260	WON-LOST	WINNING	LAST 10	STRENGTH OF	OPP. STRENGTH	TEAM	ADJ.	CONF.	ADJ CONF.
Average RPI Loss:	130	RECORD	PCT. RANK	GAMES	SCHEDULE	OF SCHEDULE	RPI	RPI	RPI	RPI
DIV. I ONLY	10- 11	195	4- 6	167	252	213	213	18	18	
DIV. I NON-CONF.	6- 5	153	2- 0	300	285	237	237	20	20	

TOTALS	RPI 1-25	RPI 26-50	W-L RECORDS	RPI 51-100	RPI 101-999	RPI 201+				
10- 11	0- 0	0- 1	OVERALL	0- 4	10- 6	8- 3				
7- 5	0- 0	0- 0	HOME	0- 2	7- 3	5- 2				
3- 5	0- 0	0- 1	AWAY	0- 2	3- 2	3- 0				
0- 1	0- 0	0- 0	NEUTRAL	0- 0	0- 1	0- 1				
6- 5	0- 0	0- 0	NON-CONFERENCE	0- 2	6- 3	6- 2				
4- 2	0- 0	0- 0	HOME	0- 1	4- 1	4- 1				
2- 2	0- 0	0- 0	AWAY	0- 1	2- 1	2- 0				
0- 1	0- 0	0- 0	NEUTRAL	0- 0	0- 1	0- 1				
4- 6	0- 0	0- 1	CONFERENCE	0- 2	4- 3	2- 1				
3- 3	0- 0	0- 0	HOME	0- 1	3- 2	1- 1				
1- 3	0- 0	0- 1	AWAY	0- 1	1- 1	1- 0				
0- 0	0- 0	0- 0	NEUTRAL	0- 0	0- 0	0- 0				

RPI 1-25				RPI 26-50				RPI 51-100				RPI 101+				Team's RPI: 213	
RPI	S	Opponent	Score	RPI	S	Opponent	Score	RPI	S	Opponent	Score	RPI	S	Opponent	Score		
				48	A	Western Ky.	63 82										
								56	H	Mercer	55 66	118	H	Middle Tenn.	65 69		
								66	A	Nebraska	69 86	136	A	UTEP	70 75		
								80	A	UAB	57 90	136	H	UTEP	72 66		
								95	H	Rice	53 67	143	A	Colorado	69 76		
												157	H	Louisiana Tech	86 72		
												205	N	Bowling Green	55 66		
												221	H	North Texas	51 65		
												228	H	North Florida	83 75		
												264	H	Grand Canyon	73 77		
												265	A	Indiana St.	66 58		
												266	H	St. Francis Brooklyn	80 60		
												268	H	UMKC	65 55		
												296	A	UTSA	99 65		
												320	A	Georgia St.	82 50		
												330	H	Delaware St.	90 67		
												334	H	Marshall	79 59		
LAST 12 Division I GAMES:																	
				221	H	North Texas	51 65	136	A	UTEP	70 75						
				118	H	Middle Tenn.	65 69	95	H	Rice	53 67						
				48	A	Western Ky.	63 82	136	H	UTEP	72 66						
				80	A	UAB	57 90	334	H	Marshall	79 59						
				296	A	UTSA	99 65	268	H	UMKC	65 55						
				157	H	Louisiana Tech	86 72	330	H	Delaware St.	90 67						

Non-Div I Games:

Fla. Atlantic

Florida

F
l
o
r
i
d
a

Fl ori da

Average RPI Win:	306	WON-LOST	WINNING	LAST 10	STRENGTH OF	OPP. STRENGTH	TEAM	ADJ.	CONF.	ADJ CONF.
Average RPI Loss:	224	RECORD	PCT. RANK	GAMES	SCHEDULE	OF SCHEDULE	RPI	RPI	RPI	RPI
DIV. I ONLY	4- 20	321	2- 8	341	298	344	344	30	30	
DIV. I NON-CONF.	1- 11	331	0- 0	327	214	342	342	30	30	

TOTALS	RPI 1-25	RPI 26-50	W-L RECORDS	RPI 51-100	RPI 101-999	RPI 201+				
4- 20	0- 0	0- 0	OVERALL	0- 3	4- 17	4- 14				
3- 4	0- 0	0- 0	HOME	0- 0	3- 4	3- 4				
1- 15	0- 0	0- 0	AWAY	0- 3	1- 12	1- 9				
0- 1	0- 0	0- 0	NEUTRAL	0- 0	0- 1	0- 1				
1- 11	0- 0	0- 0	NON-CONFERENCE	0- 3	1- 8	1- 8				
0- 2	0- 0	0- 0	HOME	0- 0	0- 2	0- 2				
1- 8	0- 0	0- 0	AWAY	0- 3	1- 5	1- 5				
0- 1	0- 0	0- 0	NEUTRAL	0- 0	0- 1	0- 1				
3- 9	0- 0	0- 0	CONFERENCE	0- 0	3- 9	3- 6				
3- 2	0- 0	0- 0	HOME	0- 0	3- 2	3- 2				
0- 7	0- 0	0- 0	AWAY	0- 0	0- 7	0- 4				
0- 0	0- 0	0- 0	NEUTRAL	0- 0	0- 0	0- 0				

RPI 1-25				RPI 26-50				RPI 51-100				RPI 101+ Team's RPI: 344					
RPI	S	Opponent	Score	RPI	S	Opponent	Score	RPI	S	Opponent	Score	RPI	S	Opponent	Score		
								84	A	Kansas St.	57	81	123	A	Bethune-Cookman	42	44
								92	A	Miami (OH)	33	73	197	A	Hampton	65	66
								94	A	Alabama	55	91	201	A	Norfolk St.	49	70
												214	A	Xavier	52	70	
												222	A	Eastern Mich.	61	83	
												228	H	North Florida	68	77	
												230	A	Texas Tech	63	82	
												239	A	Omaha	73	78	
												247	A	Howard	65	76	
												247	H	Howard	74	59	
												257	N	A&M-Corpus Christi	55	58	
												261	A	Morgan St.	56	61	
												261	H	Morgan St.	44	59	
												280	A	UMES	70	87	
												287	H	Sacred Heart	68	73	
												306	A	Coppin St.	56	62	
												310	A	Western Caro.	80	63	
												319	A	UTRGV	38	51	
												330	H	Delaware St.	59	54	
												335	H	N.C. Central	84	81	
												342	H	Savannah St.	47	65	

LAST 12 Division I GAMES:																	
				261	H	Morgan St.	44	59	197	A	Hampton	65	66				
				335	H	N.C. Central	84	81	330	H	Delaware St.	59	54				
				280	A	UMES	70	87	123	A	Bethune-Cookman	42	44				
				247	A	Howard	65	76	306	A	Coppin St.	56	62				
				342	H	Savannah St.	47	65	261	A	Morgan St.	56	61				
				201	A	Norfolk St.	49	70	247	H	Howard	74	59				

Non-Div I Games: Lynn 74 37

Florida A&M

Average RPI Win:	115	WON-LOST	WINNING	LAST 10	STRENGTH OF	OPP. STRENGTH	TEAM	ADJ.	CONF.	ADJ CONF.
Average RPI Loss:	17	RECORD	PCT. RANK	GAMES	SCHEDULE	OF SCHEDULE	RPI	RPI	RPI	RPI
DIV. I ONLY	21- 4	13	7- 3	11	28	5	5	1	1	
DIV. I NON-CONF.	12- 1	6	0- 0	41	74	5	5	1	1	

TOTALS	RPI 1-25	RPI 26-50	W-L RECORDS	RPI 51-100	RPI 101-999	RPI 201+				
21- 4	2- 3	5- 1	OVERALL	3- 0	11- 0	4- 0				
10- 1	0- 1	3- 0	HOME	2- 0	5- 0	2- 0				
11- 3	2- 2	2- 1	AWAY	1- 0	6- 0	2- 0				
0- 0	0- 0	0- 0	NEUTRAL	0- 0	0- 0	0- 0				
12- 1	1- 1	2- 0	NON-CONFERENCE	2- 0	7- 0	4- 0				
6- 0	0- 0	1- 0	HOME	1- 0	4- 0	2- 0				
6- 1	1- 1	1- 0	AWAY	1- 0	3- 0	2- 0				
0- 0	0- 0	0- 0	NEUTRAL	0- 0	0- 0	0- 0				
9- 3	1- 2	3- 1	CONFERENCE	1- 0	4- 0	0- 0				
4- 1	0- 1	2- 0	HOME	1- 0	1- 0	0- 0				
5- 2	1- 1	1- 1	AWAY	0- 0	3- 0	0- 0				
0- 0	0- 0	0- 0	NEUTRAL	0- 0	0- 0	0- 0				

RPI	S	Opponent	Score	RPI	S	Opponent	Score	RPI	S	Opponent	Score	RPI	S	Opponent	Score
2	H	Notre Dame	69 100	28	H	Virginia	77 62	63	H	Virginia Tech	107 62	103	H	North Carolina	103 65
4	A	Louisville	50 49	34	H	Arizona St.	77 66	76	A	James Madison	79 63	106	A	Wake Forest	81 79
9	A	Texas	72 87	36	A	Syracuse	69 76	89	H	Jacksonville	82 50	141	A	Clemson	69 47
19	A	NC State	56 65	37	A	Creighton	92 82					161	H	Samford	87 62
21	A	Iowa	94 93	47	A	Miami (FL)	91 71					162	A	Florida	84 54
				47	H	Miami (FL)	105 67					167	A	Pittsburgh	66 59

LAST 12 Division I GAMES:															
				47	A	Miami (FL)	91 71	106	A	Wake Forest	81 79				
				28	H	Virginia	77 62	63	H	Virginia Tech	107 62				
				167	A	Pittsburgh	66 59	47	H	Miami (FL)	105 67				
				19	A	NC State	56 65	36	A	Syracuse	69 76				
				2	H	Notre Dame	69 100	141	A	Clemson	69 47				
				4	A	Louisville	50 49	103	H	North Carolina	103 65				

Non-Div I Games:

Florida St.

Average RPI Win:	186	WON-LOST	WINNING	LAST 10	STRENGTH OF	OPP. STRENGTH	TEAM	ADJ.	CONF.	ADJ CONF.
Average RPI Loss:	87	RECORD	PCT. RANK	GAMES	SCHEDULE	OF SCHEDULE	RPI	RPI	RPI	RPI
DIV. I ONLY	20- 6	40	8- 2	173	96	71	71	12	12	
DIV. I NON-CONF.	9- 4	82	0- 0	119	55	69	69	10	10	

TOTALS	RPI 1-25	RPI 26-50	W-L RECORDS	RPI 51-100	RPI 101-999	RPI 201+				
20- 6	0- 1	1- 1	OVERALL	3- 2	16- 2	8- 1				
13- 2	0- 1	1- 1	HOME	2- 0	10- 0	5- 0				
7- 4	0- 0	0- 0	AWAY	1- 2	6- 2	3- 1				
0- 0	0- 0	0- 0	NEUTRAL	0- 0	0- 0	0- 0				
9- 4	0- 1	1- 0	NON-CONFERENCE	2- 2	6- 1	3- 1				
7- 1	0- 1	1- 0	HOME	1- 0	5- 0	2- 0				
2- 3	0- 0	0- 0	AWAY	1- 2	1- 1	1- 1				
0- 0	0- 0	0- 0	NEUTRAL	0- 0	0- 0	0- 0				
11- 2	0- 0	0- 1	CONFERENCE	1- 0	10- 1	5- 0				
6- 1	0- 0	0- 1	HOME	1- 0	5- 0	3- 0				
5- 1	0- 0	0- 0	AWAY	0- 0	5- 1	2- 0				
0- 0	0- 0	0- 0	NEUTRAL	0- 0	0- 0	0- 0				

RPI 1-25				RPI 26-50				RPI 51-100 Team's RPI: 71				RPI 101+			
RPI	S	Opponent	Score	RPI	S	Opponent	Score	RPI	S	Opponent	Score	RPI	S	Opponent	Score
10	H	UCLA	30 67	31	H	Northern Colo.	48 33	52	A	St. John's (NY)	67 64	104	A	Saint Louis	85 91
				39	H	Dayton	62 63	57	H	UC Davis	70 62	104	H	Saint Louis	66 63
								79	A	Albany (NY)	52 59	110	A	George Mason	67 62
								83	A	Penn St.	60 65	126	H	Bucknell	71 62
								91	H	George Washington	61 50	155	H	Hartford	69 44

LAST 12 Division I GAMES:															
231	H	La Salle	66 45	200	A	Richmond	43 38								
158	A	Davidson	58 45	39	H	Dayton	62 63								
332	H	Rhode Island	76 64	288	A	VCU	64 54								
104	A	Saint Louis	85 91	158	H	Davidson	66 58								
110	A	George Mason	67 62	104	H	Saint Louis	66 63								
256	H	St. Bonaventure	72 48	285	A	Massachusetts	62 51								

Non-Div I Games:

Fordham

Average RPI Win:	297	WON-LOST	WINNING	LAST 10	STRENGTH OF	OPP. STRENGTH	TEAM	ADJ.	CONF.	ADJ CONF.
Average RPI Loss:	168	RECORD	PCT. RANK	GAMES	SCHEDULE	OF SCHEDULE	RPI	RPI	RPI	RPI
DIV. I ONLY	3- 19	327	1- 9	171	269	321	321	15	15	
DIV. I NON-CONF.	2- 8	290	0- 0	297	315	336	336	17	17	

TOTALS	RPI 1-25	RPI 26-50	W-L RECORDS	RPI 51-100	RPI 101-999	RPI 201+				
3- 19	0- 0	0- 2	OVERALL	0- 3	3- 14	3- 7				
3- 6	0- 0	0- 0	HOME	0- 1	3- 5	3- 1				
0- 13	0- 0	0- 2	AWAY	0- 2	0- 9	0- 6				
0- 0	0- 0	0- 0	NEUTRAL	0- 0	0- 0	0- 0				
2- 8	0- 0	0- 1	NON-CONFERENCE	0- 1	2- 6	2- 5				
2- 2	0- 0	0- 0	HOME	0- 0	2- 2	2- 1				
0- 6	0- 0	0- 1	AWAY	0- 1	0- 4	0- 4				
0- 0	0- 0	0- 0	NEUTRAL	0- 0	0- 0	0- 0				
1- 11	0- 0	0- 1	CONFERENCE	0- 2	1- 8	1- 2				
1- 4	0- 0	0- 0	HOME	0- 1	1- 3	1- 0				
0- 7	0- 0	0- 1	AWAY	0- 1	0- 5	0- 2				
0- 0	0- 0	0- 0	NEUTRAL	0- 0	0- 0	0- 0				

RPI 1-25				RPI 26-50				RPI 51-100				RPI 101+ Team's RPI: 321			
RPI	S	Opponent	Score	RPI	S	Opponent	Score	RPI	S	Opponent	Score	RPI	S	Opponent	Score
38	A	South Dakota St.	49 105	73	A	Belmont	42 74	105	A	Western Ill.	44 91				
42	A	Michigan	45 77	74	A	South Dakota	43 85	105	H	Western Ill.	64 100				
				74	H	South Dakota	60 79	113	H	Milwaukee	48 60				
								180	A	Denver	65 86				
								180	H	Denver	55 73				
								190	A	Oral Roberts	45 66				
								190	H	Oral Roberts	48 73				
								211	A	Illinois	50 64				
								214	A	Xavier	50 62				
								239	A	Omaha	61 77				
								239	H	Omaha	76 65				
								275	A	Coastal Caro.	58 67				
								283	A	Valparaiso	50 68				
								284	A	North Dakota St.	56 72				
								307	H	Loyola Chicago	79 70				
								327	H	Ill.-Chicago	51 67				
								346	H	Eastern Ill.	93 77				
LAST 12 Division I GAMES:															
239	A	Omaha	61 77	105	A	Western Ill.	44 91								
74	H	South Dakota	60 79	74	A	South Dakota	43 85								
180	A	Denver	65 86	239	H	Omaha	76 65								
190	A	Oral Roberts	45 66	180	H	Denver	55 73								
38	A	South Dakota St.	49 105	190	H	Oral Roberts	48 73								
284	A	North Dakota St.	56 72	105	H	Western Ill.	64 100								

Non-Div I Games: Quincy 73 72 Maryville (MO) 70 76 Findlay 55 75

Fort Wayne

Average RPI Win:	202	WON-LOST	WINNING	LAST 10	STRENGTH OF	OPP. STRENGTH	TEAM	ADJ.	CONF.	ADJ CONF.
Average RPI Loss:	170	RECORD	PCT. RANK	GAMES	SCHEDULE	OF SCHEDULE	RPI	RPI	RPI	RPI
DIV. I ONLY	14- 10	126	7- 3	218	159	146	146	16	16	
DIV. I NON-CONF.	5- 6	187	0- 0	146	232	198	198	14	14	

TOTALS	RPI 1-25	RPI 26-50	W-L RECORDS	RPI 51-100	RPI 101-999	RPI 201+				
14- 10	0- 0	0- 1	OVERALL	2- 1	12- 8	7- 3				
10- 2	0- 0	0- 1	HOME	1- 0	9- 1	4- 1				
4- 8	0- 0	0- 0	AWAY	1- 1	3- 7	3- 2				
0- 0	0- 0	0- 0	NEUTRAL	0- 0	0- 0	0- 0				
5- 6	0- 0	0- 1	NON-CONFERENCE	0- 0	5- 5	2- 2				
4- 2	0- 0	0- 1	HOME	0- 0	4- 1	1- 1				
1- 4	0- 0	0- 0	AWAY	0- 0	1- 4	1- 1				
0- 0	0- 0	0- 0	NEUTRAL	0- 0	0- 0	0- 0				
9- 4	0- 0	0- 0	CONFERENCE	2- 1	7- 3	5- 1				
6- 0	0- 0	0- 0	HOME	1- 0	5- 0	3- 0				
3- 4	0- 0	0- 0	AWAY	1- 1	2- 3	2- 1				
0- 0	0- 0	0- 0	NEUTRAL	0- 0	0- 0	0- 0				

RPI 1-25				RPI 26-50				RPI 51-100				RPI 101+ Team's RPI: 146			
RPI	S	Opponent	Score	RPI	S	Opponent	Score	RPI	S	Opponent	Score	RPI	S	Opponent	Score
				34	H	Ari zona St.	49 81					114	H	Col orado St.	56 45
								70	H	Wyomi ng	60 47	148	H	Weber St.	81 78
								86	A	New Mexi co	75 88	152	A	San Franci sco	62 70
								90	A	UNLV	74 72	153	A	Texas St.	59 76
												171	H	Paci fi c	81 70
												174	A	Boise St.	66 75
												176	A	UT Arlington	54 67
												179	H	Eastern Wash.	81 56
												189	A	Nevada	73 90
												189	H	Nevada	68 55
												202	A	CSUN	72 85
												204	A	UC Santa Barbara	64 57
												235	H	UC Ri versi de	56 68
												240	H	Montana	61 58
												251	A	San Diego St.	66 60
												251	H	San Diego St.	64 53
												297	A	Utah St.	52 60
												297	H	Utah St.	57 56
												311	A	Air Force	64 58
												311	H	Air Force	64 48
LAST 12 Division I GAMES:															
				251	A	San Diego St.	66 60					251	H	San Diego St.	64 53
				70	H	Wyomi ng	60 47					86	A	New Mexico	75 88
				189	H	Nevada	68 55					174	A	Boise St.	66 75
				311	H	Air Force	64 48					114	H	Colorado St.	56 45
				297	A	Utah St.	52 60					297	H	Utah St.	57 56
				90	A	UNLV	74 72					311	A	Air Force	64 58

Non-Div I Games:

Fresno St.

Average RPI Win: 223
Average RPI Loss: 159

WON-LOST
RECORD

WINNING
PCT. RANK

LAST 10
GAMES

STRENGTH OF
SCHEDULE

OPP. STRENGTH
OF SCHEDULE

TEAM
RPI

ADJ.
RPI

CONF.
RPI

ADJ CONF.
RPI

DIV. I ONLY	12- 11	162	4- 5	255	146	188	188	17	17
DIV. I NON-CONF.	7- 5	132	0- 0	280	164	151	151	16	16
<hr/>									
TOTALS	RPI 1-25	RPI 26-50	W-L RECORDS	RPI 51-100	RPI 101-999	RPI 201+			
12- 11	0- 1	0- 0	OVERALL	2- 2	10- 8	8- 5			
8- 2	0- 0	0- 0	HOME	1- 1	7- 1	5- 0			
3- 8	0- 0	0- 0	AWAY	0- 0	3- 3	3- 2			
1- 1	0- 0	0- 0	NEUTRAL	1- 0	0- 1	0- 1			
7- 5	0- 1	0- 0	NON-CONFERENCE	1- 0	6- 4	5- 3			
4- 0	0- 0	0- 0	HOME	0- 0	4- 0	3- 0			
2- 4	0- 1	0- 0	AWAY	0- 0	2- 3	2- 2			
1- 1	0- 0	0- 0	NEUTRAL	1- 0	0- 1	0- 1			
5- 6	0- 0	0- 0	CONFERENCE	1- 2	4- 4	3- 2			
4- 2	0- 0	0- 0	HOME	1- 1	3- 1	2- 0			
1- 4	0- 0	0- 0	AWAY	0- 1	1- 3	1- 2			
0- 0	0- 0	0- 0	NEUTRAL	0- 0	0- 0	0- 0			

RPI 1-25				RPI 26-50				RPI 51-100				RPI 101+				Team's RPI: 188
RPI	S	Opponent	Score	RPI	S	Opponent	Score	RPI	S	Opponent	Score	RPI	S	Opponent	Score	
22	A	Georgia	44 79					56	A	Mercer	53 65	103	A	North Carolina	56 84	
								56	H	Mercer	64 86	122	H	ETSU	57 69	
								75	N	Ohio	70 68	158	H	Davids on	65 62	
								99	H	Chattanooga	58 57	161	A	Samford	58 62	
												161	H	Samford	45 41	
												214	N	Xavier	62 75	
												220	A	UNCG	74 76	
												220	H	UNCG	55 54	
												224	A	Gardner-Webb	57 71	
												225	A	UNC Asheville	71 63	
												254	H	Col. of Charleston	72 58	
												272	A	Presbyteri an	75 76	
												281	A	USC Upstate	80 59	
												282	H	UNCW	76 71	
												298	A	Wofford	48 79	
												302	H	Kennesaw St.	78 59	
												310	A	Western Caro.	68 59	
												310	H	Western Caro.	66 46	
<hr/>																
LAST 12 Division I GAMES:																
310	H	Western Caro.	66 46	122	H	ETSU	57 69									
220	H	UNCG	55 54	220	A	UNCG	74 76									
161	A	Samford	58 62	310	A	Western Caro.	68 59									
56	A	Mercer	53 65	56	H	Mercer	64 86									
298	A	Wofford	48 79	161	H	Samford	45 41									
99	H	Chattanooga	58 57	272	A	Presbyteri an	75 76									

Non-Div I Games: Pfeiffer 102 51 Bob Jones 93 46 Converse 80 41

Furman

Loss, Non-Conf, S Site, H Home A Away N Neutral

Average RPI Win: 276

Average RPI Loss: 178

WON-LOST
RECORDWINNING
PCT. RANKLAST 10
GAMESSTRENGTH OF
SCHEDULEOPP. STRENGTH
OF SCHEDULETEAM
RPIADJ.
RPICONF.
RPIADJ CONF.
RPIDIV. I ONLY
DIV. I NON-CONF.3- 19
1- 8327
3132- 8
0- 0186
139299
333323
293323
29323
2323
23

TOTALS

RPI 1-25

RPI 26-50

W-L RECORDS

RPI 51-100

RPI 101-999

RPI 201+

3- 19

0- 0

0- 1

OVERALL

0- 3

3- 15

2- 6

2- 9

0- 0

0- 0

HOME

0- 2

2- 7

1- 2

1- 10

0- 0

0- 1

AWAY

0- 1

1- 8

1- 4

0- 0

0- 0

0- 0

NEUTRAL

0- 0

0- 0

0- 0

1- 8

0- 0

0- 1

NON-CONFERENCE

0- 3

1- 4

1- 3

0- 5

0- 0

0- 0

HOME

0- 2

0- 3

0- 2

1- 3

0- 0

0- 1

AWAY

0- 1

1- 1

1- 1

0- 0

0- 0

0- 0

NEUTRAL

0- 0

0- 0

0- 0

2- 11

0- 0

0- 0

CONFERENCE

0- 0

2- 11

1- 3

2- 4

0- 0

0- 0

HOME

0- 0

2- 4

1- 0

0- 7

0- 0

0- 0

AWAY

0- 0

0- 7

0- 3

0- 0

0- 0

0- 0

NEUTRAL

0- 0

0- 0

0- 0

RPI 1-25

RPI 26-50

RPI 51-100

RPI 101+

Team's RPI: 323

RPI S Opponent Score

RPI S Opponent Score

RPI S Opponent Score

RPI S Opponent Score

40 A UCF 38 62

56 A Mercer 45 72

114 A Little Rock 52 92

69 H IUPUI 52 72

114 H Little Rock 34 64

94 H Alabama 36 84

121 A South Ala. 52 79

153 H Texas St. 56 81

159 H Louisiana 48 58

166 A Troy 47 88

176 H UT Arlington 73 68

187 A Arkansas St. 48 69

187 H Arkansas St. 62 71

198 H Stony Brook 49 68

217 A N.C. A&T 49 60

271 A Appalachian St. 56 87

275 A Coastal Caro. 51 54

302 H Kennesaw St. 58 60

316 A South Carolina St. 61 58

320 A Georgia St. 56 71

337 H La.-Monroe 75 45

342 H Savannah St. 67 71

LAST 12 Division I GAMES:

159 H Louisiana 48 58

320 A Georgia St. 56 71

337 H La.-Monroe 75 45

271 A Appalachian St. 56 87

187 A Arkansas St. 48 69

275 A Coastal Caro. 51 54

114 A Little Rock 52 92

114 H Little Rock 34 64

176 H UT Arlington 73 68

187 H Arkansas St. 62 71

153 H Texas St. 56 81

121 A South Ala. 52 79

Non-Div I Games:

Coastal Ga.

68 63

Thomas (GA)

79 51

Ga. Southern

Average RPI Win:	272	WON-LOST	WINNING	LAST 10	STRENGTH OF	OPP. STRENGTH	TEAM	ADJ.	CONF.	ADJ CONF.
Average RPI Loss:	152	RECORD	PCT. RANK	GAMES	SCHEDULE	OF SCHEDULE	RPI	RPI	RPI	RPI
DIV. I ONLY	13- 9	122	4- 6	324	284	224	224	27	27	
DIV. I NON-CONF.	7- 2	51	0- 0	288	207	120	120	28	28	

TOTALS	RPI 1-25	RPI 26-50	W-L RECORDS	RPI 51-100	RPI 101-999	RPI 201+				
13- 9	0- 0	0- 1	OVERALL	0- 3	13- 5	10- 3				
8- 4	0- 0	0- 1	HOME	0- 1	8- 2	6- 2				
5- 5	0- 0	0- 0	AWAY	0- 0	5- 3	4- 1				
0- 0	0- 0	0- 0	NEUTRAL	0- 0	0- 0	0- 0				
7- 2	0- 0	0- 1	NON-CONFERENCE	0- 1	7- 0	5- 0				
4- 1	0- 0	0- 1	HOME	0- 0	4- 0	3- 0				
3- 1	0- 0	0- 0	AWAY	0- 1	3- 0	2- 0				
0- 0	0- 0	0- 0	NEUTRAL	0- 0	0- 0	0- 0				
6- 7	0- 0	0- 0	CONFERENCE	0- 2	6- 5	5- 3				
4- 3	0- 0	0- 0	HOME	0- 1	4- 2	3- 2				
2- 4	0- 0	0- 0	AWAY	0- 1	2- 3	2- 1				
0- 0	0- 0	0- 0	NEUTRAL	0- 0	0- 0	0- 0				

RPI 1-25				RPI 26-50				RPI 51-100				RPI 101+				Team's RPI: 224
RPI	S	Opponent	Score	RPI	S	Opponent	Score	RPI	S	Opponent	Score	RPI	S	Opponent	Score	
				40	H	UCF	30 65	88	A	Liberty	41 59	137	A	Radford	46 66	
								88	H	Liberty	60 85	137	H	Radford	69 53	
								97	A	Kentucky	34 72	158	A	Davi dson	70 65	
												177	A	High Poi nt	80 83	
												188	H	Furman	71 57	
												215	A	Morehead St.	68 60	
												225	H	UNC Asheville	60 61	
												246	H	Campbel l	44 73	
												269	A	Mt. St. Mary's	75 67	
												272	A	Presbyteri an	69 72	
												281	H	USC Upstate	60 39	
												298	H	Wofford	73 55	
												305	H	Charleston So.	68 52	
												310	H	Western Caro.	70 67	
												341	A	Wi nthrop	66 59	
												341	H	Wi nthrop	68 55	
												348	A	Longwood	61 54	
												348	H	Longwood	52 41	

LAST 12 Division I GAMES:																
				348	H	Longwood	52 41	246	H	Campbel l	44 73					
				341	H	Wi nthrop	68 55	305	H	Charleston So.	68 52					
				88	A	Li berty	41 59	272	A	Presbyteri an	69 72					
				137	A	Radford	46 66	88	H	Li berty	60 85					
				225	H	UNC Asheville	60 61	348	A	Longwood	61 54					
				341	A	Wi nthrop	66 59	137	H	Radford	69 53					

Non-Div I Games: Montreat 83 26 Pfeiffer 72 53 Converse 82 59

Gardner-Webb

Loss, Non-Conf, S Site, H Home A Away N Neutral

Average RPI	Win: 232	WON-LOST	WINNING	LAST 10	STRENGTH OF	OPP. STRENGTH	TEAM	ADJ.	CONF.	ADJ CONF.
Average RPI	Loss: 81	RECORD	PCT. RANK	GAMES	SCHEDULE	OF SCHEDULE	RPI	RPI	RPI	RPI
DIV. I ONLY	19- 7	52	6- 4	263	160	110	110	12	12	
DIV. I NON-CONF.	11- 3	45	0- 0	279	267	99	99	10	10	

TOTALS	RPI 1-25	RPI 26-50	W-L RECORDS	RPI 51-100	RPI 101-999	RPI 201+				
19- 7	0- 0	0- 1	OVERALL	2- 5	17- 1	13- 0				
13- 2	0- 0	0- 0	HOME	1- 2	12- 0	9- 0				
5- 5	0- 0	0- 0	AWAY	0- 1	5- 1	4- 0				
1- 0	0- 0	0- 0	NEUTRAL	1- 0	0- 0	0- 0				
11- 3	0- 0	0- 1	NON-CONFERENCE	2- 1	9- 1	9- 0				
9- 0	0- 0	0- 0	HOME	1- 0	8- 0	8- 0				
1- 3	0- 0	0- 1	AWAY	0- 1	1- 1	1- 0				
1- 0	0- 0	0- 0	NEUTRAL	1- 0	0- 0	0- 0				
8- 4	0- 0	0- 0	CONFERENCE	0- 4	8- 0	4- 0				
4- 2	0- 0	0- 0	HOME	0- 2	4- 0	1- 0				
4- 2	0- 0	0- 0	AWAY	0- 2	4- 0	3- 0				
0- 0	0- 0	0- 0	NEUTRAL	0- 0	0- 0	0- 0				

RPI	S	Opponent	Score	RPI	S	Opponent	Score	RPI	S	Opponent	Score	RPI	S	Opponent	Score	Team's RPI: 110
42	A	Michigan	61	75	58	H	American	71	53	104	H	Saint Louis	81	72		
					62	A	Houston	73	82	143	A	Colorado	61	76		
					67	A	Duquesne	64	71	158	H	Davison	74	61		
					71	H	Fordham	62	67	163	A	Saint Joseph's	65	57		
					85	N	Drake	87	75	200	H	Richmond	77	56		
					91	A	George Washington	52	62	226	H	Southeast Mo. St.	57	38		
					91	H	George Washington	61	65	231	A	La Salle	69	56		
										231	A	Loyola Maryland	80	72		
										255	H	Illinois St.	56	37		
										256	A	St. Bonaventure	76	63		
										279	H	LIU Brooklyn	73	70		
										280	H	UMES	82	68		
										285	H	Massachusetts	71	60		
										286	H	Old Dominion	66	53		
										304	H	Eastern Ky.	64	41		
										329	H	UMBC	58	38		
										332	A	Rhode Island	92	53		
										348	H	Longwood	60	41		
LAST 12 Division I GAMES:																
285	H	Massachusetts	71	60	67	A	Duquesne	64	71							
91	H	George Washington	61	65	200	H	Richmond	77	56							
163	A	Saint Joseph's	65	57	332	A	Rhode Island	92	53							
256	A	St. Bonaventure	76	63	91	A	George Washington	52	62							
71	H	Fordham	62	67	231	A	La Salle	69	56							
104	H	Saint Louis	81	72	158	H	Davison	74	61							

Non-Div I Games:

George Mason

Average RPI Win:	201	WON-LOST	WINNING	LAST 10	STRENGTH OF	OPP. STRENGTH	TEAM	ADJ.	CONF.	ADJ CONF.
Average RPI Loss:	54	RECORD	PCT. RANK	GAMES	SCHEDULE	OF SCHEDULE	RPI	RPI	RPI	RPI
DIV. I ONLY	12- 12	176	6- 4	30	106	91	91	12	12	
DIV. I NON-CONF.	5- 7	212	0- 0	15	52	105	105	10	10	

TOTALS	RPI 1-25	RPI 26-50	W-L RECORDS	RPI 51-100	RPI 101-999	RPI 201+				
12- 12	0- 1	0- 6	OVERALL	1- 3	11- 2	6- 0				
6- 7	0- 0	0- 4	HOME	1- 1	5- 2	2- 0				
6- 5	0- 0	0- 0	AWAY	0- 0	6- 0	4- 0				
0- 0	0- 0	0- 0	NEUTRAL	0- 0	0- 0	0- 0				
5- 7	0- 1	0- 4	NON-CONFERENCE	1- 1	4- 1	2- 0				
3- 4	0- 0	0- 3	HOME	1- 0	2- 1	0- 0				
2- 3	0- 1	0- 1	AWAY	0- 1	2- 0	2- 0				
0- 0	0- 0	0- 0	NEUTRAL	0- 0	0- 0	0- 0				
7- 5	0- 0	0- 2	CONFERENCE	0- 2	7- 1	4- 0				
3- 3	0- 0	0- 1	HOME	0- 1	3- 1	2- 0				
4- 2	0- 0	0- 1	AWAY	0- 1	4- 0	2- 0				
0- 0	0- 0	0- 0	NEUTRAL	0- 0	0- 0	0- 0				

RPI 1-25				RPI 26-50				RPI 51-100				Team's RPI : 91				RPI 101+			
RPI	S	Opponent	Score	RPI	S	Opponent	Score	RPI	S	Opponent	Score	RPI	S	Opponent	Score	RPI	S	Opponent	Score
13	A	Maryland	54 80	27	H	South Fla.	78 83	56	A	Mercer	44 61	104	H	Saint Louis	69 72				
				33	A	Princeton	52 72	58	H	American	61 44	110	A	George Mason	65 61				
				36	H	Syracuse	62 74	67	H	Duquesne	53 54	110	H	George Mason	62 52				
				38	H	South Dakota St.	88 97	71	A	Fordham	50 61	130	H	Vanderbilt	59 69				
				39	A	Dayton	55 66					133	H	Georgetown	65 54				
				39	H	Dayton	53 57					158	A	Davidson	53 48				
												185	H	Wisconsin	61 46				
												231	H	La Salle	60 45				
												256	A	St. Bonaventure	63 56				
												260	A	Towson	66 43				
												288	A	VCU	61 39				
												293	A	Monmouth	59 45				
												332	H	Rhode Island	65 52				
LAST 12 Division I GAMES:																			
39	H	Dayton	53 57	39	A	Dayton	55 66	158	A	Davidson	53 48	67	H	Duquesne	53 54				
110	A	George Mason	65 61	256	A	St. Bonaventure	63 56	110	H	George Mason	62 52	288	A	VCU	61 39				
231	H	La Salle	60 45	104	H	Saint Louis	69 72	71	A	Fordham	50 61								
332	H	Rhode Island	65 52																

Non-Div I Games:

George Washington

Average RPI Win:	192	WON-LOST	WINNING	LAST 10	STRENGTH OF	OPP. STRENGTH	TEAM	ADJ.	CONF.	ADJ CONF.
Average RPI Loss:	59	RECORD	PCT. RANK	GAMES	SCHEDULE	OF SCHEDULE	RPI	RPI	RPI	RPI
DIV. I ONLY	11- 13	198	4- 6	110	35	133	133	6	6	
DIV. I NON-CONF.	5- 5	170	0- 0	232	50	167	167	6	6	

TOTALS	RPI 1-25	RPI 26-50	W-L RECORDS	RPI 51-100	RPI 101-999	RPI 201+				
11- 13	0- 4	1- 2	OVERALL	0- 5	10- 2	6- 0				
5- 5	0- 2	1- 1	HOME	0- 1	4- 1	3- 0				
5- 6	0- 2	0- 1	AWAY	0- 2	5- 1	3- 0				
1- 2	0- 0	0- 0	NEUTRAL	0- 2	1- 0	0- 0				
5- 5	0- 1	0- 1	NON-CONFERENCE	0- 3	5- 0	4- 0				
2- 1	0- 0	0- 1	HOME	0- 0	2- 0	2- 0				
2- 2	0- 1	0- 0	AWAY	0- 1	2- 0	2- 0				
1- 2	0- 0	0- 0	NEUTRAL	0- 2	1- 0	0- 0				
6- 8	0- 3	1- 1	CONFERENCE	0- 2	5- 2	2- 0				
3- 4	0- 2	1- 0	HOME	0- 1	2- 1	1- 0				
3- 4	0- 1	0- 1	AWAY	0- 1	3- 1	1- 0				
0- 0	0- 0	0- 0	NEUTRAL	0- 0	0- 0	0- 0				

RPI 1-25				RPI 26-50				RPI 51-100				RPI 101+				Team's RPI: 133
RPI	S	Opponent	Score	RPI	S	Opponent	Score	RPI	S	Opponent	Score	RPI	S	Opponent	Score	
19	A	NC State	49 63	32	H	Marquette	85 58	52	A	St. John's (NY)	41 64	101	A	Seton Hall	65 70	
23	A	Villanova	67 68	37	A	Creighton	58 69	52	H	St. John's (NY)	63 71	101	H	Seton Hall	71 52	
23	H	Villanova	58 60	43	H	Minnesota	63 73	91	A	George Washington	54 65	107	A	Butler	63 52	
24	H	DePaul	62 78					96	N	Auburn	40 60	107	H	Butler	57 66	
								99	N	Chattanooga	41 54	184	N	Northwestern	55 54	
												192	A	Providence	75 43	
												214	A	Xavier	65 48	
												214	H	Xavier	65 60	
												231	A	Loyola Maryland	72 54	
												247	H	Howard	93 41	
												288	A	VCU	71 59	
												303	H	FIU	77 56	

LAST 12 Division I GAMES:																
52	H	St. John's (NY)	63 71	32	H	Marquette	85 58	52	H	St. John's (NY)	41 64	101	A	Seton Hall	65 70	
101	H	Seton Hall	71 52	101	A	Seton Hall	65 70	52	A	St. John's (NY)	41 64	52	A	St. John's (NY)	41 64	
23	A	Villanova	67 68	23	A	Villanova	58 60	23	H	Villanova	58 60	23	H	Villanova	58 60	
214	A	Xavier	65 48	107	A	Butler	63 52	107	H	Butler	57 66	107	H	Butler	57 66	
107	A	Butler	63 52	24	H	DePaul	62 78	214	H	Xavier	65 60					

Non-Div I Games:

Georgetown

Average RPI Win:	145	WON-LOST	WINNING	LAST 10	STRENGTH OF	OPP. STRENGTH	TEAM	ADJ.	CONF.	ADJ CONF.
Average RPI Loss:	11	RECORD	PCT. RANK	GAMES	SCHEDULE	OF SCHEDULE	RPI	RPI	RPI	RPI
DIV. I ONLY	21- 4	13	8- 2	69	33	22	22	2	2	
DIV. I NON-CONF.	12- 1	6	0- 0	112	132	28	28	2	2	

TOTALS	RPI 1-25	RPI 26-50	W-L RECORDS	RPI 51-100	RPI 101-999	RPI 201+				
21- 4	2- 4	1- 0	OVERALL	6- 0	12- 0	6- 0				
13- 2	1- 2	0- 0	HOME	4- 0	8- 0	5- 0				
8- 2	1- 2	1- 0	AWAY	2- 0	4- 0	1- 0				
0- 0	0- 0	0- 0	NEUTRAL	0- 0	0- 0	0- 0				
12- 1	0- 1	1- 0	NON-CONFERENCE	3- 0	8- 0	6- 0				
8- 1	0- 1	0- 0	HOME	2- 0	6- 0	5- 0				
4- 0	0- 0	1- 0	AWAY	1- 0	2- 0	1- 0				
0- 0	0- 0	0- 0	NEUTRAL	0- 0	0- 0	0- 0				
9- 3	2- 3	0- 0	CONFERENCE	3- 0	4- 0	0- 0				
5- 1	1- 1	0- 0	HOME	2- 0	2- 0	0- 0				
4- 2	1- 2	0- 0	AWAY	1- 0	2- 0	0- 0				
0- 0	0- 0	0- 0	NEUTRAL	0- 0	0- 0	0- 0				

RPI	S	Opponent	Score	RPI	S	Opponent	Score	RPI	S	Opponent	Score	RPI	S	Opponent	Score
3	H	Mississippi St.	62 86	28	A	Virginia	64 61	56	A	Mercer	72 54	125	A	BYU	79 63
7	A	Tennessee	46 62					68	H	Georgia Tech	60 53	130	A	Vanderbilt	81 52
9	H	Texas	53 81					96	H	Auburn	60 48	130	H	Vanderbilt	67 55
15	H	Missouri	62 50					97	A	Kentucky	56 42	131	H	Ole Miss	69 45
17	A	Texas A&M	92 84					98	H	Arkansas	78 65	162	A	Florida	66 57
25	A	LSU	60 71					100	H	Wright St.	87 71	188	H	Furman	79 44

LAST 12 Division I GAMES:															
7	A	Tennessee	46 62	96	H	Auburn	60 48	217	A	N. C. A&T	73 63	228	H	North Florida	75 37
130	H	Vanderbilt	67 55	17	A	Texas A&M	92 84	247	H	Howard	87 47	298	H	Wofford	95 56
131	H	Ole Miss	69 45	98	H	Arkansas	78 65	299	H	Tennessee Tech	56 48	310	H	Western Caro.	76 50
25	A	LSU	60 71	97	A	Kentucky	56 42								
162	A	Florida	66 57	130	A	Vanderbilt	81 52								
15	H	Missouri	62 50	3	H	Mississippi St.	62 86								

Non-Div I Games:

Georgia

Average RPI Win: 290	WON-LOST RECORD	WINNING PCT. RANK	LAST 10 GAMES	STRENGTH OF SCHEDULE	OPP. STRENGTH OF SCHEDULE	TEAM RPI	ADJ. RPI	CONF. RPI	ADJ CONF. RPI
Average RPI Loss: 167									
DIV. I ONLY	4- 18	312	2- 8	210	207	320	320	23	23
DIV. I NON-CONF.	2- 7	286	0- 0	186	111	284	284	23	23

TOTALS	RPI 1-25	RPI 26-50	W-L RECORDS	RPI 51-100	RPI 101-999	RPI 201+			
4- 18	0- 1	0- 1	OVERALL	0- 1	4- 15	4- 5			
4- 7	0- 0	0- 1	HOME	0- 0	4- 6	4- 1			
0- 11	0- 0	0- 0	AWAY	0- 0	0- 0	0- 0			
0- 0	0- 0	0- 0	NEUTRAL	0- 0	0- 0	0- 0			
2- 7	0- 1	0- 1	NON-CONFERENCE	0- 1	2- 4	2- 3			
2- 2	0- 0	0- 1	HOME	0- 0	2- 1	2- 1			
0- 5	0- 1	0- 0	AWAY	0- 1	0- 3	0- 2			
0- 0	0- 0	0- 0	NEUTRAL	0- 0	0- 0	0- 0			
2- 11	0- 0	0- 0	CONFERENCE	0- 0	2- 11	2- 2			
2- 5	0- 0	0- 0	HOME	0- 0	2- 5	2- 0			
0- 6	0- 0	0- 0	AWAY	0- 0	0- 6	0- 2			
0- 0	0- 0	0- 0	NEUTRAL	0- 0	0- 0	0- 0			

RPI 1-25				RPI 26-50				RPI 51-100				RPI 101+ Team's RPI: 320			
RPI	S	Opponent	Score	RPI	S	Opponent	Score	RPI	S	Opponent	Score	RPI	S	Opponent	Score
3	A	Mississippi St.	50 106	48	H	Western Ky.	63 74	68	A	Georgia Tech	51 75	114	A	Little Rock	47 54
												114	H	Little Rock	50 65
												121	A	South Ala.	52 88
												153	H	Texas St.	63 83
												159	H	Louisiana	60 75
												162	A	Florida	66 82
												166	A	Troy	86 90
												176	H	UT Arlington	76 81
												187	A	Arkansas St.	63 76
												187	H	Arkansas St.	58 75
												210	H	Jacksonville St.	55 41
												213	H	Fla. Atlantic	50 82
												271	A	Appalachian St.	62 77
												275	A	Coastal Caro.	49 64
												282	A	UNCW	62 74
												288	H	VCU	61 56
												302	A	Kennesaw St.	61 71
												323	H	Ga. Southern	71 56
												337	H	La. -Monroe	70 57
LAST 12 Division I GAMES:															
337	H	La. -Monroe	70 57	323	H	Ga. Southern	71 56	275	A	Coastal Caro.	49 64	271	A	Appalachian St.	62 77
159	H	Louisiana	60 75	187	H	Arkansas St.	58 75	114	H	Little Rock	50 65	166	A	Troy	86 90
114	A	Little Rock	47 54	162	A	Florida	66 82								
187	A	Arkansas St.	63 76												
153	H	Texas St.	63 83												
176	H	UT Arlington	76 81												

Non-Div I Games: Allen 101 56 North Greenville 91 89

Georgia St.

Average RPI Win:	184	WON-LOST	WINNING	LAST 10	STRENGTH OF	OPP. STRENGTH	TEAM	ADJ.	CONF.	ADJ CONF.
Average RPI Loss:	33	RECORD	PCT. RANK	GAMES	SCHEDULE	OF SCHEDULE	RPI	RPI	RPI	RPI
DIV. I ONLY	15- 11	132	3- 7	25	53	68	68	1	1	
DIV. I NON-CONF.	11- 2	22	0- 0	79	235	30	30	1	1	

TOTALS	RPI 1-25	RPI 26-50	W-L RECORDS	RPI 51-100	RPI 101-999	RPI 201+				
15- 11	0- 7	1- 2	OVERALL	2- 1	12- 1	6- 0				
11- 3	0- 2	0- 1	HOME	1- 0	10- 0	5- 0				
3- 7	0- 4	1- 1	AWAY	0- 1	2- 1	1- 0				
1- 1	0- 1	0- 0	NEUTRAL	1- 0	0- 0	0- 0				
11- 2	0- 2	1- 0	NON-CONFERENCE	2- 0	8- 0	5- 0				
8- 0	0- 0	0- 0	HOME	1- 0	7- 0	4- 0				
2- 1	0- 1	1- 0	AWAY	0- 0	1- 0	1- 0				
1- 1	0- 1	0- 0	NEUTRAL	1- 0	0- 0	0- 0				
4- 9	0- 5	0- 2	CONFERENCE	0- 1	4- 1	1- 0				
3- 3	0- 2	0- 1	HOME	0- 0	3- 0	1- 0				
1- 6	0- 3	0- 1	AWAY	0- 1	1- 1	0- 0				
0- 0	0- 0	0- 0	NEUTRAL	0- 0	0- 0	0- 0				

RPI 1-25				RPI 26-50				RPI 51-100				Team's RPI: 68				RPI 101+			
RPI	S	Opponent	Score	RPI	S	Opponent	Score	RPI	S	Opponent	Score	RPI	S	Opponent	Score	RPI	S	Opponent	Score
2	A	Notre Dame	69 85	28	H	Virginia	56 62	53	H	Purdue	68 55	106	H	Wake Forest	79 67				
2	H	Notre Dame	54 77	33	A	Princeton	67 56	63	A	Virginia Tech	62 68	118	H	Middle Tenn.	48 45				
4	H	Louisville	71 74	36	A	Syracuse	77 88	72	N	Penn	69 55	141	A	Clemson	60 48				
6	N	Baylor	57 80									141	H	Clemson	66 33				
16	A	Duke	59 77									167	A	Pittsburgh	62 68				
19	A	NC State	43 56									176	H	UT Arlington	80 52				
22	A	Georgia	53 60									193	H	Southern Miss.	63 44				
																208	H	Boston College	67 43
																271	A	Appalachian St.	75 41
																302	H	Kennesaw St.	86 48
																305	H	Charleston So.	78 51
																316	H	South Carolina St.	86 40
																320	H	Georgia St.	75 51

Non-Div I Games:

Georgia Tech

Average RPI Win: 180
Average RPI Loss: 76

Average RPI Win:	180	WON-LOST	WINNING	LAST 10	STRENGTH OF	OPP. STRENGTH	TEAM	ADJ.	CONF.	ADJ CONF.
Average RPI Loss:	76	RECORD	PCT. RANK	GAMES	SCHEDULE	OF SCHEDULE	RPI	RPI	RPI	RPI
DIV. I ONLY		20- 5	30	9- 1	105	130	49	49	13	13
DIV. I NON-CONF.		7- 4	102	0- 0	21	133	51	51	11	11
TOTALS	RPI 1-25		RPI 26-50	W-L RECORDS		RPI 51-100	RPI 101-999		RPI 201+	
20- 5	0- 1		0- 0	OVERALL		2- 3	18- 1		7- 0	
10- 2	0- 0		0- 0	HOME		0- 2	10- 0		3- 0	
9- 1	0- 0		0- 0	AWAY		2- 0	7- 1		4- 0	
1- 2	0- 1		0- 0	NEUTRAL		0- 1	1- 0		0- 0	
7- 4	0- 1		0- 0	NON-CONFERENCE		1- 2	6- 1		1- 0	
4- 1	0- 0		0- 0	HOME		0- 1	4- 0		0- 0	
2- 1	0- 0		0- 0	AWAY		1- 0	1- 1		1- 0	
1- 2	0- 1		0- 0	NEUTRAL		0- 1	1- 0		0- 0	
13- 1	0- 0		0- 0	CONFERENCE		1- 1	12- 0		6- 0	
6- 1	0- 0		0- 0	HOME		0- 1	6- 0		3- 0	
7- 0	0- 0		0- 0	AWAY		1- 0	6- 0		3- 0	
0- 0	0- 0		0- 0	NEUTRAL		0- 0	0- 0		0- 0	

[illegible]

Non-Div I Games:

Gonzaga

Average RPI	Win:	291	WON-LOST	WINNING	LAST 10	STRENGTH OF	OPP. STRENGTH	TEAM	ADJ.	CONF.	ADJ CONF.
Average RPI	Loss:	168	RECORD	PCT. RANK	GAMES	SCHEDULE	OF SCHEDULE	RPI	RPI	RPI	RPI
DIV. I ONLY		12- 12	176	7- 3	321	292	236	236	32	32	
DIV. I NON-CONF.		3- 8	268	0- 0	274	92	273	273	32	32	

TOTALS	RPI 1-25		RPI 26-50		W-L RECORDS	RPI 51-100		RPI 101-999		RPI 201+	
12- 12	0- 1		0- 0		OVERALL	0- 2		12- 9		11- 4	
7- 2	0- 1		0- 0		HOME	0- 0		7- 1		6- 1	
5- 9	0- 0		0- 0		AWAY	0- 0		5- 1		5- 1	
0- 1	0- 0		0- 0		NEUTRAL	0- 0		0- 1		0- 0	
3- 8	0- 1		0- 0		NON-CONFERENCE	0- 2		3- 5		3- 1	
2- 1	0- 1		0- 0		HOME	0- 0		2- 0		2- 0	
1- 6	0- 0		0- 0		AWAY	0- 2		1- 4		1- 1	
0- 1	0- 0		0- 0		NEUTRAL	0- 0		0- 1		0- 0	
9- 4	0- 0		0- 0		CONFERENCE	0- 0		9- 4		8- 3	
5- 1	0- 0		0- 0		HOME	0- 0		5- 1		4- 1	
4- 3	0- 0		0- 0		AWAY	0- 0		4- 3		4- 2	
0- 0	0- 0		0- 0		NEUTRAL	0- 0		0- 0		0- 0	

RPI	S	Opponent	Score	RPI	S	Opponent	Score	RPI	S	Opponent	Score	RPI	S	Opponent	Score
5	H	Florida St.	53 96					94	A	Alabama	49 73	103	N	North Carolina	63 79
								98	A	Arkansas	62 79	157	A	Louisiana Tech	53 64
												183	A	Southern U.	44 63
												183	H	Southern U.	79 71
												187	A	Arkansas St.	56 76
												195	A	Memphis	48 57
												214	A	Xavier	67 72
												233	A	Texas Southern	56 66
												233	H	Texas Southern	63 73
												259	A	McNeese	75 60
												263	A	Prairie View	75 68
												263	H	Prairie View	81 79
												294	H	Southeastern La.	61 52
												300	H	Alabama St.	93 71
												301	A	Alcorn	75 68
												301	H	Alcorn	68 51
												309	A	Jackson St.	70 82
												314	H	Alabama A&M	78 49
												336	A	Mississippi Val.	64 62
												337	H	La.-Monroe	61 52
												339	A	Ark.-Pine Bluff	66 57
LAST 12 Division I GAMES:															
233	A	Texas Southern	56 66	309	A	Jackson St.	70 82								
263	A	Prairie View	75 68	233	H	Texas Southern	63 73								
301	H	Alcorn	68 51	263	H	Prairie View	81 79								
183	H	Southern U.	79 71	301	A	Alcorn	75 68								
336	A	Mississippi Val.	64 62	183	A	Southern U.	44 63								
339	A	Ark.-Pine Bluff	66 57	300	H	Alabama St.	93 71								

Non-Div I Games:

Grambling

Grand Canyon

Through Games Of Feb. 13, 2018

Average RPI Win:	294	WON-LOST	WINNING	LAST 10	STRENGTH OF	OPP. STRENGTH	TEAM	ADJ.	CONF.	ADJ CONF.
Average RPI Loss:	185	RECORD	PCT. RANK	GAMES	SCHEDULE	OF SCHEDULE	RPI	RPI	RPI	RPI
DIV. I ONLY	11- 11	176	7- 3	339	295	264	264	31	31	
DIV. I NON-CONF.	4- 8	239	1- 0	273	266	269	269	31	31	

TOTALS	RPI 1-25	RPI 26-50	W-L RECORDS	RPI 51-100	RPI 101-999	RPI 201+				
11- 11	0- 1	0- 0	OVERALL	0- 2	11- 8	11- 5				
7- 4	0- 1	0- 0	HOME	0- 1	7- 2	7- 2				
4- 7	0- 0	0- 0	AWAY	0- 1	4- 6	4- 3				
0- 0	0- 0	0- 0	NEUTRAL	0- 0	0- 0	0- 0				
4- 8	0- 1	0- 0	NON-CONFERENCE	0- 2	4- 5	4- 2				
2- 3	0- 1	0- 0	HOME	0- 1	2- 1	2- 1				
2- 5	0- 0	0- 0	AWAY	0- 1	2- 4	2- 1				
0- 0	0- 0	0- 0	NEUTRAL	0- 0	0- 0	0- 0				
7- 3	0- 0	0- 0	CONFERENCE	0- 0	7- 3	7- 3				
5- 1	0- 0	0- 0	HOME	0- 0	5- 1	5- 1				
2- 2	0- 0	0- 0	AWAY	0- 0	2- 2	2- 2				
0- 0	0- 0	0- 0	NEUTRAL	0- 0	0- 0	0- 0				

RPI 1-25				RPI 26-50				RPI 51-100				RPI 101+				Team's RPI: 264
RPI	S	Opponent	Score	RPI	S	Opponent	Score	RPI	S	Opponent	Score	RPI	S	Opponent	Score	
16	H	Duke	61 74					90	A	UNLV	47 76	123	A	Bethune-Cookman	60 69	
								95	H	Rice	59 69	154	A	Cal Poly	69 75	
												173	A	Washington	65 79	
												213	A	Fla. Atlantic	77 73	
												218	H	Seattle U	74 63	
												241	A	New Mexico St.	60 64	
												241	H	New Mexico St.	50 34	
												268	A	UMKC	82 84	
												268	H	UMKC	59 62	
												276	H	Santa Clara	39 38	
												283	A	Valparaiso	75 80	
												318	A	Northern Ariz.	72 54	
												319	A	UTRGV	65 59	
												319	H	UTRGV	59 58	
												324	H	Southern Utah	59 54	
												325	H	Long Beach St.	63 65	
												328	H	Utah Valley	81 61	
												340	A	Chicago St.	59 43	
												340	H	Chicago St.	64 36	

LAST 12 Division I GAMES:																
241	H	New Mexico St.	50 34	340	H	Chicago St.	64 36									
319	H	UTRGV	59 58	319	A	UTRGV	65 59									
340	A	Chicago St.	59 43	241	A	New Mexico St.	60 64									
268	A	UMKC	82 84	218	H	Seattle U	74 63									
328	H	Utah Valley	81 61	276	H	Santa Clara	39 38									
268	H	UMKC	59 62	324	H	Southern Utah	59 54									

Non-Div I Games: Arizona Christian 75 51 Benedictine Mesa 67 53

Grand Canyon

Loss,
Non-Conf,
S Site,
H Home
A Away
N Neutral

Average RPI Win:	153	WON-LOST	WINNING	LAST 10	STRENGTH OF	OPP. STRENGTH	TEAM	ADJ.	CONF.	ADJ CONF.
Average RPI Loss:	124	RECORD	PCT. RANK	GAMES	SCHEDULE	OF SCHEDULE	RPI	RPI	RPI	RPI
DIV. I ONLY	22- 2	7	10- 0	64	110	12	12	11	11	
DIV. I NON-CONF.	10- 1	15	0- 0	46	34	10	10	15	15	

TOTALS	RPI 1-25	RPI 26-50	W-L RECORDS	RPI 51-100	RPI 101-999	RPI 201+				
22- 2	0- 1	4- 0	OVERALL	5- 0	13- 1	7- 1				
11- 0	0- 0	2- 0	HOME	3- 0	6- 0	3- 0				
9- 1	0- 0	1- 0	AWAY	2- 0	6- 1	3- 1				
2- 1	0- 1	1- 0	NEUTRAL	0- 0	1- 0	1- 0				
10- 1	0- 1	4- 0	NON-CONFERENCE	1- 0	5- 0	3- 0				
4- 0	0- 0	2- 0	HOME	1- 0	1- 0	1- 0				
4- 0	0- 0	1- 0	AWAY	0- 0	3- 0	1- 0				
2- 1	0- 1	1- 0	NEUTRAL	0- 0	1- 0	1- 0				
12- 1	0- 0	0- 0	CONFERENCE	4- 0	8- 1	4- 1				
7- 0	0- 0	0- 0	HOME	2- 0	5- 0	2- 0				
5- 1	0- 0	0- 0	AWAY	2- 0	3- 1	2- 1				
0- 0	0- 0	0- 0	NEUTRAL	0- 0	0- 0	0- 0				

RPI	S	Opponent	Score	RPI	S	Opponent	Score	RPI	S	Opponent	Score	RPI	S	Opponent	Score
3	N	Mississippi St.	46 67	32	H	Marquette	63 55	69	A	IUPUI	60 34	113	A	Milwaukee	65 36
				34	N	Arizona St.	61 48	69	H	IUPUI	52 45	113	H	Milwaukee	52 29
				38	H	South Dakota St.	55 41	99	H	Chattanooga	60 30	129	H	Cleveland St.	69 43
				39	A	Dayton	75 64	100	A	Wright St.	58 51	184	A	Northwestern	63 57
								100	H	Wright St.	75 68	185	A	Wisconsin	67 34
												194	H	Youngstown St.	65 56
												209	N	Columbia	61 43
												219	A	Oakland	81 48
												244	A	Northern Ky.	54 62
												244	H	Northern Ky.	58 41
												248	H	Bradley	72 40
												307	A	Loyola Chicago	76 39
												317	A	Detroit Mercy	85 27
												327	H	Ill.-Chicago	65 36
LAST 12 Division I GAMES:															
				113	A	Milwaukee	65 36	317	A	Detroit Mercy	85 27				
				100	H	Wright St.	75 68	69	A	IUPUI	60 34				
				244	H	Northern Ky.	58 41	129	H	Cleveland St.	69 43				
				69	H	IUPUI	52 45	194	H	Youngstown St.	65 56				
				327	H	Ill.-Chicago	65 36	113	H	Milwaukee	52 29				
				219	A	Oakland	81 48	244	A	Northern Ky.	54 62				

Non-Div I Games:

Green Bay

Average RPI Win:	276	WON-LOST	WINNING	LAST 10	STRENGTH OF	OPP. STRENGTH	TEAM	ADJ.	CONF.	ADJ CONF.
Average RPI Loss:	128	RECORD	PCT. RANK	GAMES	SCHEDULE	OF SCHEDULE	RPI	RPI	RPI	RPI
DIV. I ONLY	12- 13	189	7- 3	259	189	197	197	30	30	
DIV. I NON-CONF.	4- 9	249	1- 0	99	21	175	175	30	30	

TOTALS	RPI 1-25	RPI 26-50	W-L RECORDS	RPI 51-100	RPI 101-999	RPI 201+				
12- 13	0- 1	0- 1	OVERALL	0- 4	12- 7	11- 2				
5- 3	0- 0	0- 0	HOME	0- 1	5- 2	5- 0				
6- 9	0- 1	0- 1	AWAY	0- 3	6- 4	5- 2				
1- 1	0- 0	0- 0	NEUTRAL	0- 0	1- 1	1- 0				
4- 9	0- 1	0- 1	NON-CONFERENCE	0- 4	4- 3	3- 0				
2- 1	0- 0	0- 0	HOME	0- 1	2- 0	2- 0				
1- 7	0- 1	0- 1	AWAY	0- 3	1- 2	0- 0				
1- 1	0- 0	0- 0	NEUTRAL	0- 0	1- 1	1- 0				
8- 4	0- 0	0- 0	CONFERENCE	0- 0	8- 4	8- 2				
3- 2	0- 0	0- 0	HOME	0- 0	3- 2	3- 0				
5- 2	0- 0	0- 0	AWAY	0- 0	5- 2	5- 2				
0- 0	0- 0	0- 0	NEUTRAL	0- 0	0- 0	0- 0				

RPI 1-25				RPI 26-50				RPI 51-100				RPI 101+ Team's RPI: 197			
RPI	S	Opponent	Score	RPI	S	Opponent	Score	RPI	S	Opponent	Score	RPI	S	Opponent	Score
11	A	Oregon	45 87	28	A	Virginia	62 66	55	H	Quinnipiac	58 64	103	A	North Carolina	70 66
								59	A	TCU	68 90	123	H	Bethune-Cookman	56 61
								60	A	Elon	59 82	127	N	Brown	66 73
								99	A	Chattanooga	52 64	161	A	Samford	61 66
												181	A	Temple	56 65
												201	H	Norfolk St.	48 63
												209	H	Columbia	60 58
												217	A	N.C. A&T	63 51
												247	A	Howard	63 68
												250	N	San Jose St.	81 73
												280	A	UMES	70 65
												286	H	Old Dominion	50 42
												306	A	Coppin St.	83 48
												306	H	Coppin St.	67 35
												316	A	South Carolina St.	70 78
												330	H	Delaware St.	66 62
												335	A	N.C. Central	62 53
												342	A	Savannah St.	81 53
												344	H	Florida A&M	66 65

LAST 12 Division I GAMES:															
306	A	Coppin St.	83 48	344	H	Florida A&M	66 65								
201	H	Norfolk St.	48 63	316	A	South Carolina St.	70 78								
217	A	N.C. A&T	63 51	342	A	Savannah St.	81 53								
335	A	N.C. Central	62 53	286	H	Old Dominion	50 42								
306	H	Coppin St.	67 35	330	H	Delaware St.	66 62								
123	H	Bethune-Cookman	56 61	247	A	Howard	63 68								

Non-Div I Games:

Hampton

■ Loss,
 ■ Non-Conf,
 ■ S Site,
 ■ Home
 ■ A Away
 N Neutral

Average RPI Win:	250	WON-LOST	WINNING	LAST 10	STRENGTH OF	OPP. STRENGTH	TEAM	ADJ.	CONF.	ADJ CONF.
Average RPI Loss:	112	RECORD	PCT. RANK	GAMES	SCHEDULE	OF SCHEDULE	RPI	RPI	RPI	RPI
DIV. I ONLY	14- 11	143	4- 6	149	254	155	155	20	20	
DIV. I NON-CONF.	8- 5	111	0- 0	148	253	122	122	24	24	

TOTALS	RPI 1-25	RPI 26-50	W-L RECORDS	RPI 51-100	RPI 101-999	RPI 201+				
14- 11	0- 1	0- 1	OVERALL	1- 4	13- 5	10- 1				
8- 4	0- 1	0- 0	HOME	1- 1	7- 2	6- 0				
3- 7	0- 0	0- 0	AWAY	0- 0	3- 1	2- 1				
3- 0	0- 0	0- 0	NEUTRAL	0- 0	3- 0	2- 0				
8- 5	0- 1	0- 1	NON-CONFERENCE	0- 1	8- 2	7- 0				
4- 2	0- 1	0- 0	HOME	0- 0	4- 1	4- 0				
1- 3	0- 0	0- 1	AWAY	0- 1	1- 1	1- 0				
3- 0	0- 0	0- 0	NEUTRAL	0- 0	3- 0	2- 0				
6- 6	0- 0	0- 0	CONFERENCE	1- 3	5- 3	3- 1				
4- 2	0- 0	0- 0	HOME	1- 1	3- 1	2- 0				
2- 4	0- 0	0- 0	AWAY	0- 2	2- 2	1- 1				
0- 0	0- 0	0- 0	NEUTRAL	0- 0	0- 0	0- 0				

RPI 1-25				RPI 26-50				RPI 51-100				RPI 101+ Team's RPI: 155			
RPI	S	Opponent	Score	RPI	S	Opponent	Score	RPI	S	Opponent	Score	RPI	S	Opponent	Score
23	H	Villanova	53 71	36	A	Syracuse	63 75	71	A	Fordham	44 69	103	A	North Carolina	70 90
								79	A	Albany (NY)	53 66	116	H	Delaware	63 72
								79	H	Albany (NY)	70 55	119	N	Yale	78 70
								81	A	Maine	56 59	151	A	Binghamton	59 64
								81	H	Maine	44 59	182	H	New Hampshire	85 49
												198	A	Stony Brook	75 68
												198	H	Stony Brook	58 66
												206	H	Siena	71 62
												242	H	Hofstra	60 49
												245	H	Niagara	83 65
												290	A	Vermont	47 53
												291	H	Central Conn. St.	68 52
												292	A	Bryant	59 47
												305	N	Charleston So.	62 43
												314	N	Alabama A&M	56 47
												329	H	UMBC	65 54
												347	A	UMass Lowell	81 42
												347	H	UMass Lowell	78 56
LAST 12 Division I GAMES:															
				79	A	Albany (NY)	53 66	81	H	Maine	44 59				
				81	A	Maine	56 59	329	H	UMBC	65 54				
				198	H	Stony Brook	58 66	151	A	Binghamton	59 64				
				182	H	New Hampshire	85 49	347	A	UMass Lowell	81 42				
				347	H	UMass Lowell	78 56	198	A	Stony Brook	75 68				
				290	A	Vermont	47 53	79	H	Albany (NY)	70 55				

Non-Div I Games:

Hartford

Average RPI	Win:	194	WON-LOST	WINNING	LAST 10	STRENGTH OF	OPP. STRENGTH	TEAM	ADJ.	CONF.	ADJ CONF.
Average RPI	Loss:	75	RECORD	PCT. RANK	GAMES	SCHEDULE	OF SCHEDULE	RPI	RPI	RPI	RPI
DIV. I ONLY		13- 8		107	7- 3	72	122	78	78	9	9
DIV. I NON-CONF.		8- 5		111	3- 1	98	137	79	79	9	9

TOTALS	RPI 1-25		RPI 26-50		W-L RECORDS	RPI 51-100		RPI 101-999		RPI 201+	
13- 8	0- 0		0- 4		OVERALL	0- 2		13- 2		7- 0	
10- 0	0- 0		0- 0		HOME	0- 0		10- 0		5- 0	
1- 7	0- 0		0- 3		AWAY	0- 2		1- 2		0- 0	
2- 1	0- 0		0- 1		NEUTRAL	0- 0		2- 0		2- 0	
8- 5	0- 0		0- 3		NON-CONFERENCE	0- 1		8- 1		5- 0	
5- 0	0- 0		0- 0		HOME	0- 0		5- 0		3- 0	
1- 4	0- 0		0- 2		AWAY	0- 1		1- 1		0- 0	
2- 1	0- 0		0- 1		NEUTRAL	0- 0		2- 0		2- 0	
5- 3	0- 0		0- 1		CONFERENCE	0- 1		5- 1		2- 0	
5- 0	0- 0		0- 0		HOME	0- 0		5- 0		2- 0	
0- 3	0- 0		0- 1		AWAY	0- 1		0- 1		0- 0	
0- 0	0- 0		0- 0		NEUTRAL	0- 0		0- 0		0- 0	

RPI 1-25				RPI 26-50				RPI 51-100				Team's RPI : 78				RPI 101+			
RPI	S	Opponent	Score	RPI	S	Opponent	Score	RPI	S	Opponent	Score	RPI	S	Opponent	Score	RPI	S	Opponent	Score
				28	A	Vi rgi ni a	48 50	72	A	Penn	49 69	117	A	Dartmouth	56 63				
				33	A	Princeton	47 80	81	A	Maine	51 76	117	H	Dartmouth	76 65				
				39	N	Dayton	66 72					119	H	Yale	97 73				
				45	A	FGCU	56 65					127	H	Brown	87 85				
												138	A	Northeastern	79 69				
												181	A	Temple	64 86				
												198	H	Stony Brook	60 53				
												199	H	Boston U.	80 70				
												206	H	Siena	75 67				
												209	H	Col umbi a	85 67				
												212	N	Akron	76 63				
												217	N	N. C. A&T	64 60				
												231	H	La Salle	70 61				
												267	H	Cornel I	80 58				
												287	H	Sacred Heart	70 62				
LAST 12 Division I GAMES:																			
				72	A	Penn	49 69	117	H	Dartmouth	76 65								
				33	A	Princeton	47 80	231	H	La Salle	70 61								
				267	H	Cornel I	80 58	117	A	Dartmouth	56 63								
				209	H	Col umbi a	85 67	198	H	Stony Brook	60 53								
				127	H	Brown	87 85	212	N	Akron	76 63								
				119	H	Yale	97 73	45	A	FGCU	56 65								

Non-Div I Games:

Harvard

Average RPI Win:	255	WON-LOST	WINNING	LAST 10	STRENGTH OF	OPP. STRENGTH	TEAM	ADJ.	CONF.	ADJ CONF.
Average RPI Loss:	149	RECORD	PCT. RANK	GAMES	SCHEDULE	OF SCHEDULE	RPI	RPI	RPI	RPI
DIV. I ONLY	9- 14	236	3- 7	205	204	252	252	21	21	
DIV. I NON-CONF.	6- 6	170	0- 0	129	170	174	174	19	19	

TOTALS	RPI 1-25	RPI 26-50	W-L RECORDS	RPI 51-100	RPI 101-999	RPI 201+				
9- 14	0- 2	0- 1	OVERALL	0- 2	9- 9	8- 5				
7- 5	0- 0	0- 1	HOME	0- 1	7- 3	6- 1				
2- 7	0- 0	0- 0	AWAY	0- 1	2- 6	2- 4				
0- 2	0- 2	0- 0	NEUTRAL	0- 0	0- 0	0- 0				
6- 6	0- 2	0- 1	NON-CONFERENCE	0- 1	6- 2	5- 1				
4- 3	0- 0	0- 1	HOME	0- 1	4- 1	3- 0				
2- 1	0- 0	0- 0	AWAY	0- 0	2- 1	2- 1				
0- 2	0- 2	0- 0	NEUTRAL	0- 0	0- 0	0- 0				
3- 8	0- 0	0- 0	CONFERENCE	0- 1	3- 7	3- 4				
3- 2	0- 0	0- 0	HOME	0- 0	3- 2	3- 1				
0- 6	0- 0	0- 0	AWAY	0- 1	0- 5	0- 3				
0- 0	0- 0	0- 0	NEUTRAL	0- 0	0- 0	0- 0				

H
a
w
a
i
iH
a
w
a
i
i

RPI 1-25				RPI 26-50				RPI 51-100				RPI 101+ Team's RPI: 252			
RPI	S	Opponent	Score	RPI	S	Opponent	Score	RPI	S	Opponent	Score	RPI	S	Opponent	Score
11	N	Oregon	44 85	50	H	Southern Cal i forn i a	60 71	53	H	Purdue	67 79	144	H	Idaho St.	62 64
17	N	Texas A&M	59 103					57	A	UC Davi s	52 76	154	A	Cal Poly	50 52

Average RPI Win:	274	WON-LOST	WINNING	LAST 10	STRENGTH OF	OPP. STRENGTH	TEAM	ADJ.	CONF.	ADJ CONF.
Average RPI Loss:	121	RECORD	PCT. RANK	GAMES	SCHEDULE	OF SCHEDULE	RPI	RPI	RPI	RPI

DIV. I ONLY	13- 9	122	6- 4	270	266	177	177	27	27
DIV. I NON-CONF.	4- 5	202	0- 0	109	83	125	125	28	28

TOTALS	RPI 1-25	RPI 26-50	W-L RECORDS	RPI 51-100	RPI 101-999	RPI 201+			
13- 9	0- 1	0- 0	OVERALL	0- 4	13- 4	11- 2			
5- 5	0- 0	0- 0	HOME	0- 2	5- 3	5- 2			
8- 4	0- 0	0- 0	AWAY	0- 1	8- 1	6- 0			
0- 0	0- 0	0- 0	NEUTRAL	0- 0	0- 0	0- 0			
4- 5	0- 1	0- 0	NON-CONFERENCE	0- 3	4- 1	2- 0			
1- 2	0- 0	0- 0	HOME	0- 1	1- 1	1- 0			
3- 3	0- 1	0- 0	AWAY	0- 2	3- 0	1- 0			
0- 0	0- 0	0- 0	NEUTRAL	0- 0	0- 0	0- 0			
9- 4	0- 0	0- 0	CONFERENCE	0- 1	9- 3	9- 2			
4- 3	0- 0	0- 0	HOME	0- 1	4- 2	4- 2			
5- 1	0- 0	0- 0	AWAY	0- 0	5- 1	5- 0			
0- 0	0- 0	0- 0	NEUTRAL	0- 0	0- 0	0- 0			

RPI 1-25				RPI 26-50				RPI 51-100				RPI 101+ Team's RPI: 177			
RPI	S	Opponent	Score	RPI	S	Opponent	Score	RPI	S	Opponent	Score	RPI	S	Opponent	Score
16	A	Duke	50 77					63	A	Virginia Tech	63 86	137	A	Radford	47 50
								75	A	Ohio	61 64	158	H	Davidsen	74 82
								80	H	UAB	61 77	178	A	Stetson	69 64
								88	H	Liberty	42 65	201	A	Norfolk St.	59 56
												220	A	UNCG	81 72
												224	H	Gardner-Webb	83 80
												225	A	UNC Asheville	58 45
												225	H	UNC Asheville	59 78
												246	A	Campbell	62 53
												246	H	Campbell	44 51
												272	H	Presbyterian	81 55
												305	A	Charleston So.	75 74
												310	H	Western Caro.	75 69
												341	A	Winthrop	79 58
												341	H	Winthrop	77 40
												348	A	Longwood	75 39
												348	H	Longwood	62 41

LAST 12 Division I GAMES:															
341	H	Winthrop	77 40	137	A	Radford	47 50								
225	H	UNC Asheville	59 78	348	H	Longwood	62 41								
348	A	Longwood	75 39	246	A	Campbell	62 53								
246	H	Campbell	44 51	341	A	Winthrop	79 58								
88	H	Liberty	42 65	272	H	Presbyterian	81 55								
305	A	Charleston So.	75 74	225	A	UNC Asheville	58 45								

Non-Div I Games: N. C. Wesleyan 111 54 Barton 82 69

High Point

H
o
f
s
t
r
a

Hofstra				Through Games Of Feb. 13, 2018						
Average RPI	Win: 248	WON-LOST RECORD	WINNING PCT. RANK	LAST 10 GAMES	STRENGTH OF SCHEDULE	OPP. STRENGTH OF SCHEDULE	TEAM RPI	ADJ. RPI	CONF. RPI	ADJ CONF. RPI
Average RPI	Loss: 146									
DIV. I ONLY		10- 14	218	3- 7	258	183	242	242	10	10
DIV. I NON-CONF.		6- 5	153	0- 0	331	209	245	245	12	12

TOTALS	RPI 1-25		RPI 26-50		W-L RECORDS		RPI 51-100		RPI 101-999	RPI 201+
10- 14	0- 0		0- 0		OVERALL		0- 5		10- 9	8- 4
5- 6	0- 0		0- 0		HOME		0- 2		5- 4	4- 2
4- 8	0- 0		0- 0		AWAY		0- 3		4- 5	4- 2
1- 0	0- 0		0- 0		NEUTRAL		0- 0		1- 0	0- 0
6- 5	0- 0		0- 0		NON-CONFERENCE		0- 1		6- 4	5- 2
3- 2	0- 0		0- 0		HOME		0- 0		3- 2	3- 1
2- 3	0- 0		0- 0		AWAY		0- 1		2- 2	2- 1
1- 0	0- 0		0- 0		NEUTRAL		0- 0		1- 0	0- 0
4- 9	0- 0		0- 0		CONFERENCE		0- 4		4- 5	3- 2
2- 4	0- 0		0- 0		HOME		0- 2		2- 2	1- 1
2- 5	0- 0		0- 0		AWAY		0- 2		2- 3	2- 1
0- 0	0- 0		0- 0		NEUTRAL		0- 0		0- 0	0- 0

H
o
f
s
t
r
a

RPI 1-25				RPI 26-50				RPI 51-100				RPI 101+ Team's RPI: 242			
RPI	S	Opponent	Score	RPI	S	Opponent	Score	RPI	S	Opponent	Score	RPI	S	Opponent	Score
								61	A	Drexel	38 47	106	N	Wake Forest	69 66
								61	H	Drexel	47 58	116	A	Delaware	41 61
								76	A	James Madison	56 73	116	H	Delaware	51 58
								76	H	James Madison	42 55	134	A	William & Mary	53 63
								90	A	UNLV	52 68	134	H	William & Mary	65 54
												155	A	Hartford	49 60
												198	H	Stony Brook	49 73
												206	H	Siena	60 70
												209	A	Columbia	53 75
												243	H	Holy Cross	69 63
												254	A	Col. of Charleston	75 60
												254	H	Col. of Charleston	65 60
												256	H	St. Bonaventure	71 68
												260	A	Towson	72 73
												282	A	UNCW	69 61
												282	H	UNCW	55 59
												287	A	Sacred Heart	86 81
												329	H	UMBC	71 55
												338	A	Iona	68 43

LAST 12 Division I GAMES:															
116	A	Delaware	41 61	134	H	William & Mary	65 54								
260	A	Towson	72 73	254	H	Col. of Charleston	65 60								
282	H	UNCW	55 59	116	H	Delaware	51 58								
134	A	William & Mary	53 63	282	A	UNCW	69 61								
76	A	James Madison	56 73	254	A	Col. of Charleston	75 60								
61	H	Drexel	47 58	61	A	Drexel	38 47								

Non-Div I Games:

Hofstra

Average RPI		Win: 258	WON-LOST RECORD	WINNING PCT. RANK	LAST 10 GAMES	STRENGTH OF SCHEDULE	OPP. STRENGTH OF SCHEDULE	TEAM RPI	ADJ. RPI	CONF. RPI	ADJ. CONF. RPI
Loss: 156											
DIV. I ONLY			10- 14	218	3- 7	250	231	243	243	14	14
DIV. I NON-CONF.			5- 6	187	0- 0	304	327	258	258	18	18
TOTALS		RPI 1-25		RPI 26-50		W-L RECORDS	RPI 51-100	RPI 101-999		RPI 201+	
10- 14	0- 0			0- 0		OVERALL	0- 4	10- 10		7- 5	
3- 9	0- 0			0- 0		HOME	0- 3	3- 6		2- 3	
7- 5	0- 0			0- 0		AWAY	0- 1	7- 4		5- 2	
0- 0	0- 0			0- 0		NEUTRAL	0- 0	0- 0		0- 0	
5- 6	0- 0			0- 0		NON-CONFERENCE	0- 1	5- 5		5- 2	
2- 3	0- 0			0- 0		HOME	0- 1	2- 2		2- 1	
3- 3	0- 0			0- 0		AWAY	0- 0	3- 3		3- 1	
0- 0	0- 0			0- 0		NEUTRAL	0- 0	0- 0		0- 0	
5- 8	0- 0			0- 0		CONFERENCE	0- 3	5- 5		2- 3	
1- 6	0- 0			0- 0		HOME	0- 2	1- 4		0- 2	
4- 2	0- 0			0- 0		AWAY	0- 1	4- 1		2- 1	
0- 0	0- 0			0- 0		NEUTRAL	0- 0	0- 0		0- 0	

RPI 1-25				RPI 26-50				RPI 51-100				RPI 101+				Team's RPI: 243	
RPI	S	Opponent	Score	RPI	S	Opponent	Score	RPI	S	Opponent	Score	RPI	S	Opponent	Score		
								58	H	American	63	68	117	H	Dartmouth	74	76
								79	H	Albany (NY)	56	65	126	H	Bucknell	47	71
								82	A	Navy	54	62	127	A	Brown	78	82
								82	H	Navy	58	65	160	H	Lehigh	54	49
													168	A	Marist	74	85
													175	A	Army West Point	70	62
													199	A	Boston U.	60	57
													199	H	Boston U.	58	64
													208	H	Boston College	61	70
													231	A	Loyola Maryland	60	77
													231	H	Loyola Maryland	58	65
													237	A	Lafayette	69	56
													237	H	Lafayette	65	69
													242	A	Hofstra	63	69
													273	A	Rider	83	56
													278	A	Colgate	71	64
													290	H	Vermont	64	53
													292	H	Bryant	59	57
													332	A	Rhode Island	69	63
													347	A	UMass Lowell	84	56
LAST 12 Division I GAMES:																	
				199	H	Boston U.	58	64	175	A	Army West Point	70	62				
				82	A	Navy	54	62	199	A	Boston U.	60	57				
				231	H	Loyola Maryland	58	65	82	H	Navy	58	65				
				237	A	Lafayette	69	56	231	A	Loyola Maryland	60	77				
				58	H	American	63	68	160	H	Lehigh	54	49				
				126	H	Bucknell	47	71	237	H	Lafayette	65	69				

Non-Div I Games:

Hol y Cross

■ Loss, ■ Non-Conf, S Site, H Home A Away N Neutral

Average RPI Win:	166	WON-LOST	WINNING	LAST 10	STRENGTH OF	OPP. STRENGTH	TEAM	ADJ.	CONF.	ADJ CONF.
Average RPI Loss:	109	RECORD	PCT. RANK	GAMES	SCHEDULE	OF SCHEDULE	RPI	RPI	RPI	RPI
DIV. I ONLY	19- 7	52	6- 4	134	74	62	62	7	7	
DIV. I NON-CONF.	11- 3	45	0- 0	134	90	39	39	7	7	

TOTALS	RPI 1-25	RPI 26-50	W-L RECORDS	RPI 51-100	RPI 101-999	RPI 201+				
19- 7	0- 2	0- 1	OVERALL	1- 0	18- 4	4- 2				
9- 2	0- 1	0- 0	HOME	0- 0	9- 1	3- 0				
7- 5	0- 1	0- 1	AWAY	0- 0	7- 3	1- 2				
3- 0	0- 0	0- 0	NEUTRAL	1- 0	2- 0	0- 0				
11- 3	0- 1	0- 1	NON-CONFERENCE	1- 0	10- 1	4- 1				
5- 0	0- 0	0- 0	HOME	0- 0	5- 0	3- 0				
3- 3	0- 1	0- 1	AWAY	0- 0	3- 1	1- 1				
3- 0	0- 0	0- 0	NEUTRAL	1- 0	2- 0	0- 0				
8- 4	0- 1	0- 0	CONFERENCE	0- 0	8- 3	0- 1				
4- 2	0- 1	0- 0	HOME	0- 0	4- 1	0- 0				
4- 2	0- 0	0- 0	AWAY	0- 0	4- 2	0- 1				
0- 0	0- 0	0- 0	NEUTRAL	0- 0	0- 0	0- 0				

RPI	S	Opponent	Score	RPI	S	Opponent	Score	RPI	S	Opponent	Score	RPI	S	Opponent	Score
1	H	UConn	35 95	26	A	Rutgers	57 75	88	N	Liberty	75 68	102	A	Tulane	98 92
17	A	Texas A&M	65 83									102	H	Tulane	72 48
												110	H	George Mason	82 73
												113	N	Milwaukee	74 59
												122	H	ETSU	88 69
												135	H	Cincinnati	82 88
												138	N	Northeastern	72 64
												153	A	Texas St.	72 67
												156	A	Wichita St.	73 62
												156	H	Wichita St.	73 55
												170	A	Tulsa	77 83
												176	A	UT Arlington	62 58
												181	A	Temple	99 75
												191	A	SMU	85 75
												191	H	SMU	60 56
												195	H	Memphis	66 55
												207	A	East Carolina	78 80
												208	A	Boston College	74 79
												209	H	Columbia	77 53
												227	A	New Orleans	78 66
												230	H	Texas Tech	79 75
												315	H	Incarinate Word	98 67
LAST 12 Division I GAMES:															
170	A	Tulsa	77 83	181	A	Temple	99 75								
195	H	Memphis	66 55	1	H	UConn	35 95								
156	A	Wichita St.	73 62	135	H	Cincinnati	82 88								
102	H	Tulane	72 48	102	A	Tulane	98 92								
191	H	SMU	60 56	156	H	Wichita St.	73 55								
207	A	East Carolina	78 80	191	A	SMU	85 75								

Non-Div I Games:

Houston

Average RPI Win:	323	WON-LOST	WINNING	LAST 10	STRENGTH OF	OPP. STRENGTH	TEAM	ADJ.	CONF.	ADJ CONF.
Average RPI Loss:	192	RECORD	PCT. RANK	GAMES	SCHEDULE	OF SCHEDULE	RPI	RPI	RPI	RPI
DIV. I ONLY	2- 16	335	2- 8	225	338	322	322	26	26	
DIV. I NON-CONF.	0- 6	337	0- 0	69	321	307	307	25	25	

TOTALS	RPI 1-25	RPI 26-50	W-L RECORDS	RPI 51-100	RPI 101-999	RPI 201+				
2- 16	0- 0	0- 1	OVERALL	0- 1	2- 14	2- 8				
0- 5	0- 0	0- 0	HOME	0- 0	0- 5	0- 3				
2- 11	0- 0	0- 1	AWAY	0- 1	2- 9	2- 5				
0- 0	0- 0	0- 0	NEUTRAL	0- 0	0- 0	0- 0				
0- 6	0- 0	0- 1	NON-CONFERENCE	0- 1	0- 4	0- 1				
0- 0	0- 0	0- 0	HOME	0- 0	0- 0	0- 0				
0- 6	0- 0	0- 1	AWAY	0- 1	0- 4	0- 1				
0- 0	0- 0	0- 0	NEUTRAL	0- 0	0- 0	0- 0				
2- 10	0- 0	0- 0	CONFERENCE	0- 0	2- 10	2- 7				
0- 5	0- 0	0- 0	HOME	0- 0	0- 5	0- 3				
2- 5	0- 0	0- 0	AWAY	0- 0	2- 5	2- 4				
0- 0	0- 0	0- 0	NEUTRAL	0- 0	0- 0	0- 0				

RPI 1-25				RPI 26-50				RPI 51-100				RPI 101+ Team's RPI: 322			
RPI	S	Opponent	Score	RPI	S	Opponent	Score	RPI	S	Opponent	Score	RPI	S	Opponent	Score
				27	A	South Fla.	43 90	95	A	Rice	45 67	111	H	Lamar University	51 79
												128	A	Central Ark.	56 64
												132	H	SFA	54 76
												136	A	UTEP	62 69
												157	A	Louisiana Tech	62 85
												190	A	Oral Roberts	56 78
												216	A	Abilene Christian	68 80
												227	A	New Orleans	52 70
												249	A	Nicholls St.	45 63
												249	H	Nicholls St.	61 73
												257	A	A&M-Corpus Christi	49 50
												259	H	McNeese	74 86
												294	H	Southeastern La.	61 76
												315	A	Incarinate Word	58 56
												331	A	Sam Houston St.	69 61
												337	A	La.-Monroe	73 77

LAST 12 Division I GAMES:															
				249	A	Nicholls St.	45 63	294	H	Southeastern La.	61 76				
				128	A	Central Ark.	56 64	331	A	Sam Houston St.	69 61				
				132	H	SFA	54 76	216	A	Abilene Christian	68 80				
				257	A	A&M-Corpus Christi	49 50	249	H	Nicholls St.	61 73				
				315	A	Incarinate Word	58 56	227	A	New Orleans	52 70				
				259	H	McNeese	74 86	111	H	Lamar University	51 79				

Non-Div I Games: LeTourneau 88 43 Paul Quinn 74 54 Jarvis Christian 78 30 Huston-Tillotson 76 72 Houston Baptist

Average RPI Win: 288
Average RPI Loss: 169

WON-LOST
RECORD

WINNING
PCT. RANK

LAST 10
GAMES

STRENGTH OF
SCHEDULE

OPP. STRENGTH
OF SCHEDULE

TEAM
RPI

ADJ.
RPI

CONF.
RPI

ADJ CONF.
RPI

DIV. I ONLY	10- 14	218	6- 4	211	342	247	247	30	30
DIV. I NON-CONF.	4- 9	249	0- 1	61	306	222	222	30	30

TOTALS	RPI 1-25	RPI 26-50	W-L RECORDS	RPI 51-100	RPI 101-999	RPI 201+			
10- 14	0- 2	0- 0	OVERALL	0- 1	10- 11	9- 6			
7- 5	0- 0	0- 0	HOME	0- 0	7- 5	6- 2			
3- 9	0- 0	0- 0	AWAY	0- 0	3- 1	3- 1			
0- 0	0- 0	0- 0	NEUTRAL	0- 0	0- 0	0- 0			
4- 9	0- 2	0- 0	NON-CONFERENCE	0- 1	4- 6	4- 2			
4- 2	0- 0	0- 0	HOME	0- 0	4- 2	4- 0			
0- 7	0- 2	0- 0	AWAY	0- 1	0- 4	0- 2			
0- 0	0- 0	0- 0	NEUTRAL	0- 0	0- 0	0- 0			
6- 5	0- 0	0- 0	CONFERENCE	0- 0	6- 5	5- 4			
3- 3	0- 0	0- 0	HOME	0- 0	3- 3	2- 2			
3- 2	0- 0	0- 0	AWAY	0- 0	3- 2	3- 2			
0- 0	0- 0	0- 0	NEUTRAL	0- 0	0- 0	0- 0			

RPI 1-25				RPI 26-50				RPI 51-100				RPI 101+ Team's RPI: 247			
RPI	S	Opponent	Score	RPI	S	Opponent	Score	RPI	S	Opponent	Score	RPI	S	Opponent	Score
13	A	Maryland	49 111					56	A	Mercer	44 70	123	H	Bethune-Cookman	55 59
22	A	Georgia	47 87									127	H	Brown	81 85
												133	A	Georgetown	41 93
												134	H	William & Mary	71 83
												135	A	Cincinnati	53 87
												197	H	Hampton	68 63
												206	A	Siena	61 72
												217	H	N. C. A&T	68 76
												246	H	Campbell	63 61
												261	A	Morgan St.	68 61
												266	H	St. Francis Brooklyn	72 69
												274	H	Fairleigh Dickinson	68 65
												280	A	UMES	52 58
												280	H	UMES	79 83
												290	A	Vermont	65 88
												303	H	FIU	69 62
												316	A	South Carolina St.	68 58
												335	H	N. C. Central	69 54
												342	A	Savannah St.	87 59
												344	A	Florida A&M	59 74
												344	H	Florida A&M	76 65

LAST 12 Division I GAMES:															
280	H	UMES	79 83	342	A	Savannah St.	87 59								
261	A	Morgan St.	68 61	316	A	South Carolina St.	68 58								
344	H	Florida A&M	76 65	197	H	Hampton	68 63								
280	A	UMES	52 58	123	H	Bethune-Cookman	55 59								
217	H	N. C. A&T	68 76	344	A	Florida A&M	59 74								
335	H	N. C. Central	69 54	127	H	Brown	81 85								

Howard

Howard

Non-Div I Games:

Howard

Loss, Non-Conf, S Site, H Home A Away N Neutral

IUPUI				Through Games Of Feb. 13, 2018																
Average RPI Win:		204	WON-LOST		WINNING		LAST 10		STRENGTH OF		OPP. STRENGTH		TEAM		ADJ.		CONF.		ADJ CONF.	
Average RPI Loss:		62	RECORD		PCT. RANK		GAMES		SCHEDULE		OF SCHEDULE		RPI		RPI		RPI		RPI	
DIV. I ONLY			17- 6		50		7- 3		138		114		69		69		11		11	
DIV. I NON-CONF.			7- 3		74		0- 0		211		37		71		71		15		15	
TOTALS		RPI 1-25		RPI 26-50		W-L RECORDS		RPI 51-100		RPI 101-999		RPI 201+								
17- 6		0- 3		0- 1		OVERALL		3- 1		14- 1		8- 0								
5- 3		0- 1		0- 0		HOME		0- 1		5- 1		4- 0								
11- 3		0- 2		0- 1		AWAY		2- 0		9- 0		4- 0								
1- 0		0- 0		0- 0		NEUTRAL		1- 0		0- 0		0- 0								
7- 3		0- 1		0- 1		NON-CONFERENCE		2- 1		5- 0		3- 0								
1- 1		0- 0		0- 0		HOME		0- 1		1- 0		1- 0								
5- 2		0- 1		0- 1		AWAY		1- 0		4- 0		2- 0								
1- 0		0- 0		0- 0		NEUTRAL		1- 0		0- 0		0- 0								
10- 3		0- 2		0- 0		CONFERENCE		1- 0		9- 1		5- 0								
4- 2		0- 1		0- 0		HOME		0- 0		4- 1		3- 0								
6- 1		0- 1		0- 0		AWAY		1- 0		5- 0		2- 0								
0- 0		0- 0		0- 0		NEUTRAL		0- 0		0- 0		0- 0								

RPI 1-25				RPI 26-50				RPI 51-100				RPI 101+			
RPI	S	Opponent	Score	RPI	S	Opponent	Score	RPI	S	Opponent	Score	RPI	S	Opponent	Score
12	A	Green Bay	45 52	40	A	UCF	59 63	70	N	Wyoming	65 59	113	A	Milwaukee	70 68
12	H	Green Bay	34 60					75	A	Ohio	76 52	129	A	Cleveland St.	77 64
24	A	DePaul	71 85					92	H	Miami (OH)	83 96	129	H	Cleveland St.	94 56
								100	A	Wright St.	64 61	145	A	UNI	54 48
												194	A	Youngstown St.	65 43
												194	H	Youngstown St.	67 70
												195	A	Memphis	80 57
												219	H	Oakland	80 64
												244	A	Northern Ky.	71 35
												265	H	Indiana St.	86 57
												299	A	Tennessee Tech	68 54
												317	H	Detroit Mercy	90 62
												323	A	Ga. Southern	72 52
												327	A	Ill. -Chicago	82 46
												327	H	Ill. -Chicago	68 43
LAST 12 Division I GAMES:															
129	H	Cleveland St.	94 56	244	A	Northern Ky.	71 35								
194	H	Youngstown St.	67 70	12	H	Green Bay	34 60								
327	H	Ill. -Chicago	68 43	219	H	Oakland	80 64								
12	A	Green Bay	45 52	317	H	Detroit Mercy	90 62								
113	A	Milwaukee	70 68	194	A	Youngstown St.	65 43								
100	A	Wright St.	64 61	129	A	Cleveland St.	77 64								

Non-Div I Games: Georgetown (KY) 85 52

IUPUI

Average RPI Win:	197	WON-LOST	WINNING	LAST 10	STRENGTH OF	OPP. STRENGTH	TEAM	ADJ.	CONF.	ADJ CONF.
Average RPI Loss:	126	RECORD	PCT. RANK	GAMES	SCHEDULE	OF SCHEDULE	RPI	RPI	RPI	RPI
DIV. I ONLY	12- 10	148	8- 2	181	90	150	150	19	19	
DIV. I NON-CONF.	3- 7	254	0- 0	83	85	188	188	13	13	

TOTALS	RPI 1-25	RPI 26-50	W-L RECORDS	RPI 51-100	RPI 101-999	RPI 201+				
12- 10	0- 1	1- 2	OVERALL	0- 2	11- 5	5- 3				
7- 4	0- 0	0- 1	HOME	0- 1	7- 2	4- 1				
5- 5	0- 0	1- 0	AWAY	0- 0	4- 0	1- 0				
0- 1	0- 0	0- 0	NEUTRAL	0- 1	0- 0	0- 0				
3- 7	0- 1	0- 1	NON-CONFERENCE	0- 2	3- 3	2- 2				
1- 3	0- 0	0- 0	HOME	0- 1	1- 2	1- 1				
2- 3	0- 1	0- 1	AWAY	0- 0	2- 1	1- 1				
0- 1	0- 0	0- 0	NEUTRAL	0- 1	0- 0	0- 0				
9- 3	0- 0	1- 1	CONFERENCE	0- 0	8- 2	3- 1				
6- 1	0- 0	0- 1	HOME	0- 0	6- 0	3- 0				
3- 2	0- 0	1- 0	AWAY	0- 0	2- 2	0- 1				
0- 0	0- 0	0- 0	NEUTRAL	0- 0	0- 0	0- 0				

RPI 1-25				RPI 26-50				RPI 51-100				RPI 101+ Team's RPI: 150			
RPI	S	Opponent	Score	RPI	S	Opponent	Score	RPI	S	Opponent	Score	RPI	S	Opponent	Score
8	A	Ohio St.	56 99	31	A	Northern Colo.	79 71	59	N	TCU	76 86	114	A	Colorado St.	83 69
				31	H	Northern Colo.	72 78	70	H	Wyoming	64 70	139	A	Portland St.	101 90
				34	A	Arizona St.	33 77					139	H	Portland St.	61 60
												169	A	North Dakota	78 64
												169	H	North Dakota	80 75
												173	H	Washington	69 81
												179	A	Eastern Wash.	64 71
												179	H	Eastern Wash.	85 71
												202	A	CSUN	80 75
												216	A	Abilene Christian	72 82
												218	H	Seattle U	60 68
												270	A	Sacramento St.	64 79
												270	H	Sacramento St.	101 66
												313	H	Cal St. Fullerton	80 60
												318	H	Northern Ariz.	83 68
												324	H	Southern Utah	74 51

LAST 12 Division I GAMES:															
179	H	Eastern Wash.	85 71	324	H	Southern Utah	74 51	179	A	Eastern Wash.	64 71				
270	H	Sacramento St.	101 66	139	A	Portland St.	101 90	139	A	Portland St.	61 60				
139	H	Portland St.	61 60	270	A	Sacramento St.	64 79	31	H	Northern Colo.	72 78				
169	A	North Dakota	78 64	169	H	North Dakota	80 75								
31	A	Northern Colo.	79 71												
318	H	Northern Ariz.	83 68												

Non-Div I Games: Eastern Ore. 84 70

Idaho

Average RPI Win:	242	WON-LOST	WINNING	LAST 10	STRENGTH OF	OPP. STRENGTH	TEAM	ADJ.	CONF.	ADJ CONF.
Average RPI Loss:	134	RECORD	PCT. RANK	GAMES	SCHEDULE	OF SCHEDULE	RPI	RPI	RPI	RPI
DIV. I ONLY	13- 8	107	7- 3	310	133	144	144	19	19	
DIV. I NON-CONF.	6- 3	87	0- 0	287	175	104	104	13	13	

TOTALS	RPI 1-25	RPI 26-50	W-L RECORDS	RPI 51-100	RPI 101-999	RPI 201+				
13- 8	0- 0	0- 2	OVERALL	0- 2	13- 4	8- 2				
4- 2	0- 0	0- 1	HOME	0- 0	4- 1	3- 0				
9- 6	0- 0	0- 0	AWAY	0- 0	9- 0	5- 0				
0- 0	0- 0	0- 0	NEUTRAL	0- 0	0- 0	0- 0				
6- 3	0- 0	0- 0	NON-CONFERENCE	0- 2	6- 1	4- 1				
1- 0	0- 0	0- 0	HOME	0- 0	1- 0	1- 0				
5- 3	0- 0	0- 0	AWAY	0- 2	5- 1	3- 1				
0- 0	0- 0	0- 0	NEUTRAL	0- 0	0- 0	0- 0				
7- 5	0- 0	0- 2	CONFERENCE	0- 0	7- 3	4- 1				
3- 2	0- 0	0- 1	HOME	0- 0	3- 1	2- 0				
4- 3	0- 0	0- 1	AWAY	0- 0	4- 2	2- 1				
0- 0	0- 0	0- 0	NEUTRAL	0- 0	0- 0	0- 0				

RPI 1-25				RPI 26-50				RPI 51-100				RPI 101+				Team's RPI: 144
RPI	S	Opponent	Score	RPI	S	Opponent	Score	RPI	S	Opponent	Score	RPI	S	Opponent	Score	
				31	A	Northern Colo.	52 75	70	A	Wyoming	53 61	139	A	Portland St.	88 59	
				31	H	Northern Colo.	57 63	87	A	Washington St.	55 72	148	A	Weber St.	73 84	
												148	H	Weber St.	70 76	
												169	A	North Dakota	68 55	
												169	H	North Dakota	57 46	
												172	A	UC Irvine	78 72	
												173	A	Washington	79 59	
												218	A	Seattle U	74 69	
												229	A	Pepperdine	74 80	
												252	A	Hawaii	64 62	
												270	A	Sacramento St.	85 71	
												297	H	Utah St.	64 44	
												318	A	Northern Ari z.	75 55	
												318	H	Northern Ari z.	76 59	
												324	A	Southern Utah	70 76	
												324	H	Southern Utah	66 39	
												328	A	Utah Valley	70 58	

LAST 12 Division I GAMES:																
				169	A	North Dakota	68 55	139	A	Portland St.	88 59					
				31	A	Northern Colo.	52 75	31	H	Northern Colo.	57 63					
				324	H	Southern Utah	66 39	169	H	North Dakota	57 46					
				318	H	Northern Ari z.	76 59	318	A	Northern Ari z.	75 55					
				148	A	Weber St.	73 84	324	A	Southern Utah	70 76					
				270	A	Sacramento St.	85 71	148	H	Weber St.	70 76					

Non-Div I Games: Westminster (UT) 83 45 Col. of Idaho 89 32

Idaho St.

Average RPI Win:	276	WON-LOST	WINNING	LAST 10	STRENGTH OF	OPP. STRENGTH	TEAM	ADJ.	CONF.	ADJ CONF.
Average RPI Loss:	179	RECORD	PCT. RANK	GAMES	SCHEDULE	OF SCHEDULE	RPI	RPI	RPI	RPI

DIV. I ONLY	5- 17	304	0- 10	280	262	327	327	11	11
DIV. I NON-CONF.	5- 4	146	0- 0	347	346	332	332	15	15

TOTALS	RPI 1-25	RPI 26-50	W-L RECORDS	RPI 51-100	RPI 101-999	RPI 201+			
5- 17	0- 1	0- 0	OVERALL	0- 3	5- 13	5- 7			
4- 8	0- 0	0- 0	HOME	0- 1	4- 7	4- 4			
1- 9	0- 1	0- 0	AWAY	0- 2	1- 6	1- 3			
0- 0	0- 0	0- 0	NEUTRAL	0- 0	0- 0	0- 0			
5- 4	0- 0	0- 0	NON-CONFERENCE	0- 0	5- 4	5- 4			
4- 2	0- 0	0- 0	HOME	0- 0	4- 2	4- 2			
1- 2	0- 0	0- 0	AWAY	0- 0	1- 2	1- 2			
0- 0	0- 0	0- 0	NEUTRAL	0- 0	0- 0	0- 0			
0- 13	0- 1	0- 0	CONFERENCE	0- 3	0- 9	0- 3			
0- 6	0- 0	0- 0	HOME	0- 1	0- 5	0- 2			
0- 7	0- 1	0- 0	AWAY	0- 2	0- 4	0- 1			
0- 0	0- 0	0- 0	NEUTRAL	0- 0	0- 0	0- 0			

RPI 1-25	RPI 26-50	RPI 51-100	RPI 101+	Team's RPI: 327
RPI S Opponent Score	RPI S Opponent Score	RPI S Opponent Score	RPI S Opponent Score	
12 A Green Bay 36 65		69 A IUPUI 43 68	113 A Milwaukee 44 59	
		69 H IUPUI 46 82	113 H Milwaukee 53 76	
		100 A Wright St. 50 60	129 A Cleveland St. 67 70	
			129 H Cleveland St. 42 64	
			194 A Youngstown St. 63 76	
			194 H Youngstown St. 52 71	
			219 H Oakland 63 67	
			221 H North Texas 70 67	
			222 H Eastern Mich. 73 70	
			244 A Northern Ky. 53 61	
			248 A Bradley 48 58	
			265 H Indiana St. 55 46	
			276 H Santa Clara 36 45	
			307 A Loyola Chicago 55 57	
			309 H Jackson St. 63 76	
			317 H Detroit Mercy 58 61	
			321 A Fort Wayne 67 51	
			349 H Evansville 96 77	
LAST 12 Division I GAMES:				
194 H Youngstown St. 52 71	100 A Wright St. 50 60			
129 H Cleveland St. 42 64	113 H Milwaukee 53 76			
69 A IUPUI 43 68	317 H Detroit Mercy 58 61			
113 A Milwaukee 44 59	219 H Oakland 63 67			
12 A Green Bay 36 65	129 A Cleveland St. 67 70			
244 A Northern Ky. 53 61	194 A Youngstown St. 63 76			

Non-Div I Games: Bethel (IN) 66 46 Ind.-Northwest 74 56

Average RPI Win:	250	WON-LOST	WINNING	LAST 10	STRENGTH OF	OPP. STRENGTH	TEAM	ADJ.	CONF.	ADJ CONF.
Average RPI Loss:	66	RECORD	PCT. RANK	GAMES	SCHEDULE	OF SCHEDULE	RPI	RPI	RPI	RPI
DIV. I ONLY	9- 18	261	0- 10	89	63	211	211	3	3	
DIV. I NON-CONF.	9- 5	99	0- 0	236	186	146	146	4	4	

TOTALS	RPI 1-25	RPI 26-50	W-L RECORDS	RPI 51-100	RPI 101-999	RPI 201+				
9- 18	0- 4	0- 3	OVERALL	0- 8	9- 3	6- 0				
6- 9	0- 2	0- 0	HOME	0- 4	6- 3	6- 0				
1- 9	0- 2	0- 3	AWAY	0- 4	1- 0	0- 0				
2- 0	0- 0	0- 0	NEUTRAL	0- 0	2- 0	0- 0				
9- 5	0- 1	0- 1	NON-CONFERENCE	0- 2	9- 1	6- 0				
6- 2	0- 0	0- 0	HOME	0- 1	6- 1	6- 0				
1- 3	0- 1	0- 1	AWAY	0- 1	1- 0	0- 0				
2- 0	0- 0	0- 0	NEUTRAL	0- 0	2- 0	0- 0				
0- 13	0- 3	0- 2	CONFERENCE	0- 6	0- 2	0- 0				
0- 7	0- 2	0- 0	HOME	0- 3	0- 2	0- 0				
0- 6	0- 1	0- 2	AWAY	0- 3	0- 0	0- 0				
0- 0	0- 0	0- 0	NEUTRAL	0- 0	0- 0	0- 0				

RPI 1-25				RPI 26-50				RPI 51-100				RPI 101+ Team's RPI: 211			
RPI	S	Opponent	Score	RPI	S	Opponent	Score	RPI	S	Opponent	Score	RPI	S	Opponent	Score
8	H	Ohio St.	69 88	26	A	Rutgers	37 76	53	H	Purdue	54 73	105	H	Western Ill.	67 77
13	A	Maryland	65 100	42	A	Michigan	42 86	54	H	Michigan St.	55 67	156	N	Wichita St.	68 67
15	A	Missouri	55 72	45	A	FGCU	61 85	63	H	Virginia Tech	49 96	172	N	UC Irvine	65 59
21	H	Iowa	71 84					65	A	Indiana	54 70	184	H	Northwestern	59 74
								66	A	Nebraska	47 62	185	H	Wisconsin	61 70
								66	H	Nebraska	72 80	195	A	Memphis	63 47
								83	A	Penn St.	59 68	238	H	Austin Peay	59 47
								86	A	New Mexico	68 97	248	H	Bradley	74 62
												265	H	Indiana St.	81 52
												317	H	Detroit Mercy	73 65
												321	H	Fort Wayne	64 50
												340	H	Chicago St.	66 56

LAST 12 Division I GAMES:															
8	H	Ohio St.	69 88	42	A	Michigan	42 86	53	H	Purdue	54 73	105	H	Western Ill.	67 77
65	A	Indiana	54 70	54	H	Michigan St.	55 67	66	H	Nebraska	72 80	184	H	Northwestern	59 74
53	H	Purdue	54 73	66	H	Nebraska	47 62	83	A	Penn St.	59 68	238	H	Austin Peay	59 47
66	A	Nebraska	47 62	21	H	Iowa	71 84	86	A	New Mexico	68 97	248	H	Bradley	74 62
185	H	Wisconsin	61 70	26	A	Rutgers	37 76					265	H	Indiana St.	81 52
83	A	Penn St.	59 68	184	H	Northwestern	59 74					317	H	Detroit Mercy	73 65

Non-Div I Games:

Illinois

Average RPI Win:	237	WON-LOST	WINNING	LAST 10	STRENGTH OF	OPP. STRENGTH	TEAM	ADJ.	CONF.	ADJ CONF.
Average RPI Loss:	171	RECORD	PCT. RANK	GAMES	SCHEDULE	OF SCHEDULE	RPI	RPI	RPI	RPI
DIV. I ONLY	11- 13	198	5- 5	290	233	255	255	24	24	
DIV. I NON-CONF.	6- 5	153	0- 0	243	216	201	201	22	22	

TOTALS	RPI 1-25	RPI 26-50	W-L RECORDS	RPI 51-100	RPI 101-999	RPI 201+				
11- 13	0- 0	0- 0	OVERALL	0- 1	11- 12	7- 5				
7- 6	0- 0	0- 0	HOME	0- 1	7- 5	5- 1				
3- 7	0- 0	0- 0	AWAY	0- 0	3- 1	2- 1				
1- 0	0- 0	0- 0	NEUTRAL	0- 0	1- 0	0- 0				
6- 5	0- 0	0- 0	NON-CONFERENCE	0- 0	6- 5	4- 1				
4- 2	0- 0	0- 0	HOME	0- 0	4- 2	3- 0				
1- 3	0- 0	0- 0	AWAY	0- 0	1- 3	1- 1				
1- 0	0- 0	0- 0	NEUTRAL	0- 0	1- 0	0- 0				
5- 8	0- 0	0- 0	CONFERENCE	0- 1	5- 7	3- 4				
3- 4	0- 0	0- 0	HOME	0- 1	3- 3	2- 1				
2- 4	0- 0	0- 0	AWAY	0- 0	2- 4	1- 3				
0- 0	0- 0	0- 0	NEUTRAL	0- 0	0- 0	0- 0				

RPI 1-25				RPI 26-50				RPI 51-100				RPI 101+				Team's RPI: 255
RPI	S	Opponent	Score	RPI	S	Opponent	Score	RPI	S	Opponent	Score	RPI	S	Opponent	Score	
								85	H	Drake	58 65	107	H	Butler	45 56	
												109	A	Missouri St.	58 75	
												109	H	Missouri St.	50 56	
												110	A	George Mason	37 56	
												113	A	Milwaukee	59 61	
												129	H	Cleveland St.	47 56	
												138	N	Northeastern	65 55	
												140	H	SIUE	62 47	
												145	H	UNI	36 58	
												164	A	Southern Ill.	39 36	
												164	H	Southern Ill.	49 46	
												219	A	Oakland	43 64	
												222	H	Eastern Mich.	65 56	
												244	H	Northern Ky.	49 37	
												248	H	Bradley	42 62	
												265	A	Indiana St.	49 52	
												268	H	UMKC	64 53	
												283	A	Valparaiso	50 56	
												283	H	Valparaiso	63 55	
												307	A	Loyola Chicago	59 62	
												307	H	Loyola Chicago	57 49	
												325	A	Long Beach St.	59 51	
												349	A	Evansville	67 43	

LAST 12 Division I GAMES:																
109	A	Missouri St.	58 75	265	A	Indiana St.	49 52									
164	A	Southern Ill.	39 36	349	A	Evansville	67 43									
283	H	Valparaiso	63 55	164	H	Southern Ill.	49 46									
307	H	Loyola Chicago	57 49	109	H	Missouri St.	50 56									
145	H	UNI	36 58	307	A	Loyola Chicago	59 62									
85	H	Drake	58 65	283	A	Valparaiso	50 56									

Non-Div I Games:

Illinois St.

Average RPI Win:	290	WON-LOST	WINNING	LAST 10	STRENGTH OF	OPP. STRENGTH	TEAM	ADJ.	CONF.	ADJ CONF.
Average RPI Loss:	177	RECORD	PCT. RANK	GAMES	SCHEDULE	OF SCHEDULE	RPI	RPI	RPI	RPI

DIV. I ONLY	2- 20	339	1- 9	137	323	315	315	26	26
DIV. I NON-CONF.	0- 10	337	0- 0	26	298	276	276	25	25

TOTALS	RPI 1-25	RPI 26-50	W-L RECORDS	RPI 51-100	RPI 101-999	RPI 201+			
2- 20	0- 0	0- 1	OVERALL	0- 4	2- 15	2- 9			
1- 8	0- 0	0- 0	HOME	0- 1	1- 7	1- 5			
1- 12	0- 0	0- 0	AWAY	0- 0	1- 2	1- 1			
0- 0	0- 0	0- 0	NEUTRAL	0- 0	0- 0	0- 0			
0- 10	0- 0	0- 1	NON-CONFERENCE	0- 4	0- 5	0- 2			
0- 3	0- 0	0- 0	HOME	0- 1	0- 2	0- 1			
0- 7	0- 0	0- 1	AWAY	0- 3	0- 3	0- 1			
0- 0	0- 0	0- 0	NEUTRAL	0- 0	0- 0	0- 0			
2- 10	0- 0	0- 0	CONFERENCE	0- 0	2- 10	2- 7			
1- 5	0- 0	0- 0	HOME	0- 0	1- 5	1- 4			
1- 5	0- 0	0- 0	AWAY	0- 0	1- 5	1- 3			
0- 0	0- 0	0- 0	NEUTRAL	0- 0	0- 0	0- 0			

RPI 1-25	RPI 26-50	RPI 51-100	RPI 101+	Team's RPI: 315
RPI S Opponent Score	RPI S Opponent Score	RPI S Opponent Score	RPI S Opponent Score	
	44 A Oklahoma St. 35 86	62 A Houston 67 98	111 A Lamar University 54 77	
		74 H South Dakota 51 81	128 H Central Ark. 35 57	
		93 A Utah 31 90	132 A SFA 49 60	
		95 A Rice 43 60	148 A Weber St. 55 79	
			153 H Texas St. 33 74	
			176 A UT Arlington 48 61	
			216 A Abilene Christian 56 58	
			227 A New Orleans 50 52	
			227 H New Orleans 45 72	
			230 A Texas Tech 54 80	
			249 H Nicholls St. 64 62	
			257 H A&M-Corpus Christi 58 62	
			259 H McNeese 57 66	
			285 H Massachusetts 45 64	
			294 A Southeastern La. 54 65	
			322 H Houston Baptist 56 58	
			331 A Sam Houston St. 56 49	
LAST 12 Division I GAMES:				
	216 A Abilene Christian 56 58	111 A Lamar University 54 77		
	294 A Southeastern La. 54 65	132 A SFA 49 60		
	257 H A&M-Corpus Christi 58 62	128 H Central Ark. 35 57		
	227 H New Orleans 45 72	331 A Sam Houston St. 56 49		
	322 H Houston Baptist 56 58	249 H Nicholls St. 64 62		
	227 A New Orleans 50 52	259 H McNeese 57 66		

Non-Div I Games: Mary Hardin-Baylor 76 58

Incarnate Word

Average RPI Win:	132	WON-LOST	WINNING	LAST 10	STRENGTH OF	OPP. STRENGTH	TEAM	ADJ.	CONF.	ADJ CONF.
Average RPI Loss:	44	RECORD	PCT. RANK	GAMES	SCHEDULE	OF SCHEDULE	RPI	RPI	RPI	RPI
DIV. I ONLY	14- 12	156	7- 3	12	22	65	65	3	3	
DIV. I NON-CONF.	7- 6	165	0- 0	10	64	68	68	4	4	

TOTALS	RPI 1-25	RPI 26-50	W-L RECORDS	RPI 51-100	RPI 101-999	RPI 201+				
14- 12	0- 5	2- 2	OVERALL	4- 5	8- 0	3- 0				
9- 5	0- 2	2- 0	HOME	1- 3	6- 0	2- 0				
4- 5	0- 2	0- 1	AWAY	2- 2	2- 0	1- 0				
1- 2	0- 1	0- 1	NEUTRAL	1- 0	0- 0	0- 0				
7- 6	0- 2	1- 1	NON-CONFERENCE	1- 3	5- 0	2- 0				
4- 3	0- 1	1- 0	HOME	0- 2	3- 0	1- 0				
2- 1	0- 0	0- 0	AWAY	0- 1	2- 0	1- 0				
1- 2	0- 1	0- 1	NEUTRAL	1- 0	0- 0	0- 0				
7- 6	0- 3	1- 1	CONFERENCE	3- 2	3- 0	1- 0				
5- 2	0- 1	1- 0	HOME	1- 1	3- 0	1- 0				
2- 4	0- 2	0- 1	AWAY	2- 1	0- 0	0- 0				
0- 0	0- 0	0- 0	NEUTRAL	0- 0	0- 0	0- 0				

RPI 1-25				RPI 26-50				RPI 51-100 Team's RPI: 65				RPI 101+			
RPI	S	Opponent	Score	RPI	S	Opponent	Score	RPI	S	Opponent	Score	RPI	S	Opponent	Score
4	H	Louisville	59 72	26	H	Rutgers	64 58	53	A	Purdue	52 44	119	A	Yale	72 68
8	A	Ohio St.	70 85	28	N	Virginia	72 82	53	H	Purdue	72 54	183	H	Southern U.	64 49
8	H	Ohio St.	62 77	42	A	Michigan	79 84	54	A	Michigan St.	69 65	184	H	Northwestern	78 73
13	A	Maryland	70 74	48	H	Western Ky.	73 71	54	H	Michigan St.	46 68	185	H	Wisconsin	69 55
15	N	Missouri	55 75					77	A	Saint Mary's (CA)	82 88	187	H	Arkansas St.	93 51
								80	N	UAB	71 63	211	H	Illinois	70 54
								83	A	Penn St.	74 77	221	H	North Texas	68 63
								96	H	Auburn	53 65	244	A	Northern Ky.	67 56
								99	H	Chattanooga	61 64				
LAST 12 Division I GAMES:															
				53	A	Purdue	52 44	13	A	Maryland	70 74				
				211	H	Illinois	70 54	8	H	Ohio St.	62 77				
				184	H	Northwestern	78 73	42	A	Michigan	79 84				
				26	H	Rutgers	64 58	53	H	Purdue	72 54				
				185	H	Wisconsin	69 55	83	A	Penn St.	74 77				
				54	A	Michigan St.	69 65	8	A	Ohio St.	70 85				

Non-Div I Games:

Indiana

Average RPI Win:	290	WON-LOST	WINNING	LAST 10	STRENGTH OF	OPP. STRENGTH	TEAM	ADJ.	CONF.	ADJ CONF.
Average RPI Loss:	131	RECORD	PCT. RANK	GAMES	SCHEDULE	OF SCHEDULE	RPI	RPI	RPI	RPI
DIV. I ONLY	7- 15	271	6- 4	200	211	265	265	24	24	
DIV. I NON-CONF.	1- 9	318	0- 0	102	134	278	278	22	22	
<hr/>										
TOTALS	RPI 1-25	RPI 26-50	W-L RECORDS	RPI 51-100	RPI 101-999	RPI 201+				
7- 15	0- 0	0- 1	OVERALL	0- 5	7- 9	7- 3				
3- 9	0- 0	0- 1	HOME	0- 2	3- 6	3- 1				
3- 5	0- 0	0- 0	AWAY	0- 2	3- 3	3- 2				
1- 1	0- 0	0- 0	NEUTRAL	0- 1	1- 0	1- 0				
1- 9	0- 0	0- 1	NON-CONFERENCE	0- 3	1- 5	1- 3				
0- 5	0- 0	0- 1	HOME	0- 1	0- 3	0- 1				
0- 3	0- 0	0- 0	AWAY	0- 1	0- 2	0- 2				
1- 1	0- 0	0- 0	NEUTRAL	0- 1	1- 0	1- 0				
6- 6	0- 0	0- 0	CONFERENCE	0- 2	6- 4	6- 0				
3- 4	0- 0	0- 0	HOME	0- 1	3- 3	3- 0				
3- 2	0- 0	0- 0	AWAY	0- 1	3- 1	3- 0				
0- 0	0- 0	0- 0	NEUTRAL	0- 0	0- 0	0- 0				

RPI 1-25				RPI 26-50				RPI 51-100				RPI 101+				Team's RPI: 265	
RPI	S	Opponent	Score	RPI	S	Opponent	Score	RPI	S	Opponent	Score	RPI	S	Opponent	Score		
				29	H	Central Mich.	67 77										
								69	A	IUPUI	57 86	104	H	Saint Louis	59 60		
								74	N	South Dakota	59 71	107	H	Butler	51 60		
								85	A	Drake	64 85	109	H	Missouri St.	63 77		
								85	H	Drake	51 84	145	A	UNI	53 59		
								92	H	Miami (OH)	56 68	145	H	UNI	46 56		
												164	H	Southern Ill.	45 64		
												211	A	Illinois	52 81		
												213	H	Fla. Atlantic	58 66		
												240	N	Montana	57 45		
												248	H	Bradley	65 50		
												255	H	Illinois St.	52 49		
												283	A	Valparaiso	67 54		
												307	A	Loyola Chicago	73 65		
												327	A	Ill.-Chicago	46 55		
												349	A	Evansville	66 57		
												349	H	Evansville	56 48		
LAST 12 Division I GAMES:																	
				85	H	Drake	51 84	248	H	Bradley	65 50						
				145	H	UNI	46 56	145	A	UNI	53 59						
				349	A	Evansville	66 57	85	A	Drake	64 85						
				283	A	Valparaiso	67 54	349	H	Evansville	56 48						
				307	A	Loyola Chicago	73 65	164	H	Southern Ill.	45 64						
				255	H	Illinois St.	52 49	109	H	Missouri St.	63 77						

Non-Div I Games: Missouri S&T 84 51

Indiana St.

Average RPI Win:	345	WON-LOST	WINNING	LAST 10	STRENGTH OF	OPP. STRENGTH	TEAM	ADJ.	CONF.	ADJ CONF.
Average RPI Loss:	192	RECORD	PCT. RANK	GAMES	SCHEDULE	OF SCHEDULE	RPI	RPI	RPI	RPI
DIV. I ONLY	1- 24	348	1- 9	209	283	338	338	28	28	
DIV. I NON-CONF.	0- 11	337	0- 0	122	237	327	327	26	26	

TOTALS	RPI 1-25	RPI 26-50	W-L RECORDS	RPI 51-100	RPI 101-999	RPI 201+				
1- 24	0- 0	0- 0	OVERALL	0- 6	1- 18	1- 13				
1- 11	0- 0	0- 0	HOME	0- 2	1- 9	1- 6				
0- 13	0- 0	0- 0	AWAY	0- 4	0- 9	0- 7				
0- 0	0- 0	0- 0	NEUTRAL	0- 0	0- 0	0- 0				
0- 11	0- 0	0- 0	NON-CONFERENCE	0- 4	0- 7	0- 3				
0- 5	0- 0	0- 0	HOME	0- 1	0- 4	0- 1				
0- 6	0- 0	0- 0	AWAY	0- 3	0- 3	0- 2				
0- 0	0- 0	0- 0	NEUTRAL	0- 0	0- 0	0- 0				
1- 13	0- 0	0- 0	CONFERENCE	0- 2	1- 11	1- 10				
1- 6	0- 0	0- 0	HOME	0- 1	1- 5	1- 5				
0- 7	0- 0	0- 0	AWAY	0- 1	0- 6	0- 5				
0- 0	0- 0	0- 0	NEUTRAL	0- 0	0- 0	0- 0				

RPI 1-25				RPI 26-50				RPI 51-100				RPI 101+				Team's RPI: 338
RPI	S	Opponent	Score	RPI	S	Opponent	Score	RPI	S	Opponent	Score	RPI	S	Opponent	Score	
								55	A	Qui nni pi ac	47 90	126	H	Bucknel l	53 60	
								55	H	Qui nni pi ac	38 74	165	H	Kansas	58 72	
								64	H	Tol edo	57 74	168	A	Marist	55 75	
								67	A	Duquesne	59 80	181	H	Temple	54 59	
								71	A	Fordham	48 78	198	A	Stony Brook	46 63	
								89	A	Jacksonvi l l e	62 71	206	A	Si ena	51 64	
												206	H	Si ena	48 70	
												242	H	Hofstra	43 68	
												245	A	Ni agara	59 73	
												253	A	Manhattan	63 67	
												258	H	Fai rfi el d	68 78	
												266	A	St. Franci s Brookl yn	63 72	
												273	A	Ri der	53 80	
												273	H	Ri der	49 62	
												277	A	Ari zona	58 71	
												289	H	Canis i us	49 53	
												293	A	Monmouth	56 68	
												293	H	Monmouth	56 62	
												345	H	Saint Peter' s	52 42	

LAST 12 Di vi si on I GAMES:																
				273	A	Ri der	53 80			293	A	Monmouth	56 68			
				258	H	Fai rfi el d	68 78			206	H	Si ena	48 70			
				55	A	Qui nni pi ac	47 90			253	A	Manhattan	63 67			
				168	A	Marist	55 75			293	H	Monmouth	56 62			
				345	H	Saint Peter' s	52 42			55	H	Qui nni pi ac	38 74			
				273	H	Ri der	49 62			206	A	Si ena	51 64			

Non-Di v I Games:

Iona

Average RPI Win:	125	WON-LOST	WINNING	LAST 10	STRENGTH OF	OPP. STRENGTH	TEAM	ADJ.	CONF.	ADJ CONF.
Average RPI Loss:	41	RECORD	PCT. RANK	GAMES	SCHEDULE	OF SCHEDULE	RPI	RPI	RPI	RPI
DIV. I ONLY	20- 6	40	6- 4	17	69	21	21	3	3	
DIV. I NON-CONF.	12- 1	6	0- 0	48	110	15	15	4	4	

TOTALS	RPI 1-25	RPI 26-50	W-L RECORDS	RPI 51-100	RPI 101-999	RPI 201+				
20- 6	1- 2	3- 1	OVERALL	5- 3	11- 0	3- 0				
11- 3	1- 1	3- 0	HOME	3- 2	4- 0	1- 0				
6- 3	0- 1	0- 1	AWAY	1- 1	5- 0	1- 0				
3- 0	0- 0	0- 0	NEUTRAL	1- 0	2- 0	1- 0				
12- 1	0- 1	1- 0	NON-CONFERENCE	3- 0	8- 0	2- 0				
7- 1	0- 1	1- 0	HOME	2- 0	4- 0	1- 0				
2- 0	0- 0	0- 0	AWAY	0- 0	2- 0	0- 0				
3- 0	0- 0	0- 0	NEUTRAL	1- 0	2- 0	1- 0				
8- 5	1- 1	2- 1	CONFERENCE	2- 3	3- 0	1- 0				
4- 2	1- 0	2- 0	HOME	1- 2	0- 0	0- 0				
4- 3	0- 1	0- 1	AWAY	1- 1	3- 0	1- 0				
0- 0	0- 0	0- 0	NEUTRAL	0- 0	0- 0	0- 0				

RPI	S	Opponent	Score	RPI	S	Opponent	Score	RPI	S	Opponent	Score	RPI	S	Opponent	Score
5	H	Florida St.	93 94	42	H	Michigan	82 72	53	H	Purdue	70 76	108	H	Western Mich.	79 56
8	H	Ohio St.	103 89	43	A	Minnesota	72 77	54	A	Michigan St.	71 68	120	A	Iowa St.	61 55
13	A	Maryland	64 80	43	H	Minnesota	92 84	55	H	Quinnipiac	83 67	124	H	Northern Ill.	105 80
				48	H	Western Ky.	104 97	60	N	Elon	74 61	145	A	UNI	71 47
								66	A	Nebraska	65 74	161	H	Samford	80 59
								66	H	Nebraska	74 92	184	A	Northwestern	70 61
								83	H	Penn St.	80 76	185	A	Wisconsin	56 46
								85	H	Drake	79 66	186	N	Charlotte	77 64
												211	A	Illinois	84 71
												261	N	Morgan St.	90 46
												339	H	Ark.-Pine Bluff	85 45

LAST 12 Division I GAMES:															
184	A	Northwestern	70 61	43	A	Minnesota	72 77	66	A	Nebraska	65 74	53	H	Purdue	70 76
83	H	Penn St.	80 76	66	A	Nebraska	65 74	211	A	Illinois	84 71	13	A	Maryland	64 80
43	H	Minnesota	92 84	53	H	Purdue	70 76	42	H	Michigan	82 72				
54	A	Michigan St.	71 68												
66	H	Nebraska	74 92												
8	H	Ohio St.	103 89												

Non-Div I Games:

Iowa

Average RPI Win:	179	WON-LOST	WINNING	LAST 10	STRENGTH OF	OPP. STRENGTH	TEAM	ADJ.	CONF.	ADJ CONF.
Average RPI Loss:	54	RECORD	PCT. RANK	GAMES	SCHEDULE	OF SCHEDULE	RPI	RPI	RPI	RPI
DIV. I ONLY	10- 14	218	3- 7	38	36	120	120	4	4	
DIV. I NON-CONF.	6- 5	153	0- 0	173	71	154	154	5	5	

TOTALS	RPI 1-25	RPI 26-50	W-L RECORDS	RPI 51-100	RPI 101-999	RPI 201+				
10- 14	0- 4	1- 3	OVERALL	2- 5	7- 2	5- 0				
6- 7	0- 2	0- 2	HOME	1- 3	5- 0	4- 0				
3- 6	0- 2	1- 0	AWAY	1- 2	1- 2	1- 0				
1- 1	0- 0	0- 1	NEUTRAL	0- 0	1- 0	0- 0				
6- 5	0- 1	0- 1	NON-CONFERENCE	1- 1	5- 2	4- 0				
5- 1	0- 1	0- 0	HOME	1- 0	4- 0	4- 0				
0- 3	0- 0	0- 0	AWAY	0- 1	0- 2	0- 0				
1- 1	0- 0	0- 1	NEUTRAL	0- 0	1- 0	0- 0				
4- 9	0- 3	1- 2	CONFERENCE	1- 4	2- 0	1- 0				
1- 6	0- 1	0- 2	HOME	0- 3	1- 0	0- 0				
3- 3	0- 2	1- 0	AWAY	1- 1	1- 0	1- 0				
0- 0	0- 0	0- 0	NEUTRAL	0- 0	0- 0	0- 0				

RPI 1-25				RPI 26-50				RPI 51-100				RPI 101+				Team's RPI: 120
RPI	S	Opponent	Score	RPI	S	Opponent	Score	RPI	S	Opponent	Score	RPI	S	Opponent	Score	
6	A	Bayl or	49 89	29	N	Central Mich.	60 81	51	A	West Virginia	49 57	102	N	Tulane	67 64	
6	H	Bayl or	50 79	30	H	Oklahoma	69 74	51	H	West Virginia	59 69	130	A	Vanderbilt	74 77	
9	A	Texas	55 87	44	A	Oklahoma St.	78 69	59	H	TCU	52 75	145	A	UNI	53 57	
21	H	Iowa	55 61	44	H	Oklahoma St.	73 81	74	H	South Dakota	81 76	165	H	Kansas	71 69	
								84	A	Kansas St.	80 45	230	A	Texas Tech	66 54	
								84	H	Kansas St.	60 67	235	H	UC Riverside	89 66	
								85	A	Drake	80 83	249	H	Nicholls St.	75 47	
												268	H	UMKC	61 45	
												335	H	N. C. Central	99 58	
LAST 12 Division I GAMES:																
44	H	Oklahoma St.	73 81	6	H	Bayl or	50 79									
84	A	Kansas St.	80 45	230	A	Texas Tech	66 54									
59	H	TCU	52 75	84	H	Kansas St.	60 67									
9	A	Texas	55 87	51	A	West Virginia	49 57									
44	A	Oklahoma St.	78 69	6	A	Bayl or	49 89									
51	H	West Virginia	59 69	30	H	Oklahoma	69 74									

Non-Div I Games:

Iowa St.

Average RPI Win: 302

Average RPI Loss: 245

WON-LOST
RECORDWINNING
PCT. RANKLAST 10
GAMESSTRENGTH OF
SCHEDULEOPP. STRENGTH
OF SCHEDULETEAM
RPIADJ.
RPICONF.
RPIADJ CONF.
RPIDIV. I ONLY
DIV. I NON-CONF.9- 9
2- 3176
2144- 6
0- 0349
349344
256309
344309
34432
3232
32

TOTALS

RPI 1-25

RPI 26-50

W-L RECORDS

RPI 51-100

RPI 101-999

RPI 201+

9- 9
5- 3
4- 6
0- 00- 0
0- 0
0- 0
0- 00- 0
0- 0
0- 0
0- 0OVERALL
HOME
AWAY
NEUTRAL0- 0
0- 0
0- 0
0- 09- 9
5- 3
4- 0
0- 09- 6
5- 2
4- 0
0- 02- 3
0- 1
2- 2
0- 00- 0
0- 0
0- 0
0- 00- 0
0- 0
0- 0
0- 0NON-CONFERENCE
HOME
AWAY
NEUTRAL0- 0
0- 0
0- 0
0- 02- 3
0- 1
2- 2
0- 02- 2
0- 1
2- 1
0- 07- 6
5- 2
2- 4
0- 00- 0
0- 0
0- 0
0- 00- 0
0- 0
0- 0
0- 0CONFERENCE
HOME
AWAY
NEUTRAL0- 0
0- 0
0- 0
0- 07- 6
5- 2
2- 4
0- 07- 4
5- 1
2- 3
0- 0

RPI 1-25

RPI 26-50

RPI 51-100

RPI 101+

Team's RPI: 309

RPI S Opponent Score

RPI S Opponent Score

RPI S Opponent Score

RPI S Opponent Score

183	A	Southern U.	76	86
183	H	Southern U.	58	68
195	A	Memphis	53	64
233	A	Texas Southern	66	71
233	H	Texas Southern	74	77
236	H	Grambling	82	70
249	H	Nicholls St.	64	90
263	A	Prairie View	73	85
263	H	Prairie View	70	61
300	H	Alabama St.	70	61
301	A	Alcorn	74	51
301	H	Alcorn	94	69
314	H	Alabama A&M	59	43
327	A	Ill.-Chicago	76	63
331	A	Sam Houston St.	68	74
336	A	Mississippi Val.	61	72
339	A	Ark.-Pine Bluff	60	54
340	A	Chicago St.	87	69

LAST 12 Division I GAMES:

263	A	Prairie View	73	85	236	H	Grambling	82	70
233	A	Texas Southern	66	71	263	H	Prairie View	70	61
183	H	Southern U.	58	68	233	H	Texas Southern	74	77
301	H	Alcorn	94	69	183	A	Southern U.	76	86
339	A	Ark.-Pine Bluff	60	54	301	A	Alcorn	74	51
336	A	Mississippi Val.	61	72	314	H	Alabama A&M	59	43

Non-Div I Games:

Philerander Smith

88 56

Millsaps

79 41

LSU-Shreveport

85 86

Spring Hill

77 50
Jackson St.

Loss, Non-Conf, S Site, H Home A Away N Neutral

Average RPI Win:	253	WON-LOST	WINNING	LAST 10	STRENGTH OF	OPP. STRENGTH	TEAM	ADJ.	CONF.	ADJ CONF.
Average RPI Loss:	77	RECORD	PCT. RANK	GAMES	SCHEDULE	OF SCHEDULE	RPI	RPI	RPI	RPI
DIV. I ONLY	16- 7	64	8- 2	223	213	89	89	22	22	
DIV. I NON-CONF.	7- 5	132	1- 0	212	159	106	106	21	21	

TOTALS	RPI 1-25	RPI 26-50	W-L RECORDS	RPI 51-100	RPI 101-999	RPI 201+				
16- 7	0- 2	0- 2	OVERALL	0- 1	16- 2	12- 0				
6- 1	0- 0	0- 1	HOME	0- 0	6- 0	5- 0				
9- 6	0- 2	0- 1	AWAY	0- 1	9- 2	6- 0				
1- 0	0- 0	0- 0	NEUTRAL	0- 0	1- 0	1- 0				
7- 5	0- 2	0- 0	NON-CONFERENCE	0- 1	7- 2	5- 0				
3- 0	0- 0	0- 0	HOME	0- 0	3- 0	3- 0				
3- 5	0- 2	0- 0	AWAY	0- 1	3- 2	1- 0				
1- 0	0- 0	0- 0	NEUTRAL	0- 0	1- 0	1- 0				
9- 2	0- 0	0- 2	CONFERENCE	0- 0	9- 0	7- 0				
3- 1	0- 0	0- 1	HOME	0- 0	3- 0	2- 0				
6- 1	0- 0	0- 1	AWAY	0- 0	6- 0	5- 0				
0- 0	0- 0	0- 0	NEUTRAL	0- 0	0- 0	0- 0				

RPI 1-25				RPI 26-50				RPI 51-100				Team's RPI : 89				RPI 101+			
RPI	S	Opponent	Score	RPI	S	Opponent	Score	RPI	S	Opponent	Score	RPI	S	Opponent	Score	RPI	S	Opponent	Score
5	A	Florida St.	50 82	45	A	FGCU	58 63	94	A	Alabama	60 75	121	A	South Ala.	60 58				
19	A	NC State	44 64	45	H	FGCU	63 65					123	A	Bethune-Cookman	68 58				
												162	A	Florida	59 69				
												166	A	Troy	88 89				
												178	A	Stetson	61 54				
												178	H	Stetson	73 63				
												228	A	North Florida	66 48				
												244	N	Northern Ky.	61 49				
												249	A	Nicholls St.	69 61				
												262	A	Lipscomb	70 63				
												262	H	Lipscomb	70 48				
												281	A	USC Upstate	71 45				
												293	H	Monmouth	74 65				
												302	A	Kennesaw St.	67 49				
												302	H	Kennesaw St.	84 49				
												338	H	Iona	71 62				
												342	H	Savannah St.	74 46				
												343	A	NJIT	88 58				
LAST 12 Division I GAMES:																			
262	A	Lipscomb	70 63	281	A	USC Upstate	71 45												
302	A	Kennesaw St.	67 49	343	A	NJIT	88 58												
178	A	Stetson	61 54	302	H	Kennesaw St.	84 49												
45	H	FGCU	63 65	262	H	Lipscomb	70 48												
178	H	Stetson	73 63	228	A	North Florida	66 48												
45	A	FGCU	58 63	342	H	Savannah St.	74 46												

Non-Div I Games: Flagler 79 52 Edward Waters 79 58 Webber Int'l 64 43

Jacksonville

Loss, Non-Conf, S Site, H Home A Away N Neutral

Average RPI Win:	276	WON-LOST	WINNING	LAST 10	STRENGTH OF	OPP. STRENGTH	TEAM	ADJ.	CONF.	ADJ CONF.
Average RPI Loss:	167	RECORD	PCT. RANK	GAMES	SCHEDULE	OF SCHEDULE	RPI	RPI	RPI	RPI
DIV. I ONLY	13- 10	139	6- 4	297	290	210	210	25	25	
DIV. I NON-CONF.	4- 5	202	0- 0	256	183	215	215	27	27	

TOTALS	RPI 1-25	RPI 26-50	W-L RECORDS	RPI 51-100	RPI 101-999	RPI 201+				
13- 10	0- 1	0- 0	OVERALL	0- 2	13- 7	13- 3				
8- 3	0- 1	0- 0	HOME	0- 0	8- 2	8- 1				
4- 7	0- 0	0- 0	AWAY	0- 2	4- 1	4- 0				
1- 0	0- 0	0- 0	NEUTRAL	0- 0	1- 0	1- 0				
4- 5	0- 1	0- 0	NON-CONFERENCE	0- 1	4- 3	4- 1				
2- 1	0- 1	0- 0	HOME	0- 0	2- 0	2- 0				
1- 4	0- 0	0- 0	AWAY	0- 1	1- 3	1- 1				
1- 0	0- 0	0- 0	NEUTRAL	0- 0	1- 0	1- 0				
9- 5	0- 0	0- 0	CONFERENCE	0- 1	9- 4	9- 2				
6- 2	0- 0	0- 0	HOME	0- 0	6- 2	6- 1				
3- 3	0- 0	0- 0	AWAY	0- 1	3- 2	3- 1				
0- 0	0- 0	0- 0	NEUTRAL	0- 0	0- 0	0- 0				

RPI 1-25				RPI 26-50				RPI 51-100				RPI 101+ Team's RPI: 210			
RPI	S	Opponent	Score	RPI	S	Opponent	Score	RPI	S	Opponent	Score	RPI	S	Opponent	Score
5	H	Florida St.	51 75					73	A	Bel mont	55 71	101	A	Seton Hall	54 73
								92	A	Mi ami (OH)	55 58	140	A	SIUE	41 65
												141	A	Clemson	45 53
												196	H	UT Martin	57 61
												207	N	East Carolina	82 73
												215	A	Morehead St.	67 65
												215	H	Morehead St.	70 64
												226	H	Southeast Mo. St.	55 48
												227	A	New Orleans	59 54
												238	H	Austin Peay	65 47
												295	H	Murray St.	97 65
												299	H	Tennessee Tech	58 60
												304	A	Eastern Ky.	44 48
												304	H	Eastern Ky.	65 51
												314	H	Al abama A&M	49 33
												320	A	Georgi a St.	41 55
												332	H	Rhode Island	63 53
												333	A	Tennessee St.	75 56
												333	H	Tennessee St.	62 61
												346	A	Eastern Ill.	59 50

LAST 12 Division I GAMES:															
333	H	Tennessee St.	62 61	304	A	Eastern Ky.	44 48								
299	H	Tennessee Tech	58 60	215	A	Morehead St.	67 65								
140	A	SIUE	41 65	238	H	Austin Peay	65 47								
346	A	Eastern Ill.	59 50	295	H	Murray St.	97 65								
226	H	Southeast Mo. St.	55 48	73	A	Bel mont	55 71								
196	H	UT Martin	57 61	333	A	Tennessee St.	75 56								

Non-Div I Games: Stillman 93 38 Brewton-Parker 103 44

Jacksonville St.

Loss,
Non-Conf,
S Site,
H Home
A Away
N Neutral

Average RPI Win:	208	WON-LOST	WINNING	LAST 10	STRENGTH OF	OPP. STRENGTH	TEAM	ADJ.	CONF.	ADJ CONF.
Average RPI Loss:	47	RECORD	PCT. RANK	GAMES	SCHEDULE	OF SCHEDULE	RPI	RPI	RPI	RPI
DIV. I ONLY	16- 8	78	9- 1	91	99	76	76	10	10	
DIV. I NON-CONF.	4- 7	226	0- 0	50	17	150	150	12	12	

TOTALS	RPI 1-25	RPI 26-50	W-L RECORDS	RPI 51-100	RPI 101-999	RPI 201+				
16- 8	0- 3	0- 2	OVERALL	3- 2	13- 1	10- 0				
9- 3	0- 1	0- 1	HOME	3- 0	6- 1	5- 0				
7- 4	0- 1	0- 1	AWAY	0- 2	7- 0	5- 0				
0- 1	0- 1	0- 0	NEUTRAL	0- 0	0- 0	0- 0				
4- 7	0- 3	0- 2	NON-CONFERENCE	1- 1	3- 1	3- 0				
3- 3	0- 1	0- 1	HOME	1- 0	2- 1	2- 0				
1- 3	0- 1	0- 1	AWAY	0- 1	1- 0	1- 0				
0- 1	0- 1	0- 0	NEUTRAL	0- 0	0- 0	0- 0				
12- 1	0- 0	0- 0	CONFERENCE	2- 1	10- 0	7- 0				
6- 0	0- 0	0- 0	HOME	2- 0	4- 0	3- 0				
6- 1	0- 0	0- 0	AWAY	0- 1	6- 0	4- 0				
0- 0	0- 0	0- 0	NEUTRAL	0- 0	0- 0	0- 0				

RPI 1-25				RPI 26-50				RPI 51-100 Team's RPI: 76				RPI 101+			
RPI	S	Opponent	Score	RPI	S	Opponent	Score	RPI	S	Opponent	Score	RPI	S	Opponent	Score
5	H	Florida St.	63 79	26	H	Rutgers	63 76	52	A	St. John's (NY)	64 81	134	A	William & Mary	86 41
7	A	Tennessee	60 89	39	A	Dayton	54 82	60	A	Elon	43 50	138	A	Northeastern	60 57
23	N	Villanova	57 60					60	H	Elon	70 67	138	H	Northeastern	72 43
								61	H	Drexel	56 48	163	H	Saint Joseph's	66 73
								88	H	Liberty	58 47	242	A	Hofstra	55 42
												242	H	Hofstra	73 56
												254	A	Col. of Charleston	67 45
												254	H	Col. of Charleston	67 53
												260	A	Towson	64 55
												260	H	Towson	69 45
												282	A	UNCW	63 48
												290	A	Vermont	68 56
												292	H	Bryant	67 36
												326	H	Wagner	68 45

LAST 12 Division I GAMES:															
260	A	Towson	64 55	282	A	UNCW	63 48								
138	H	Northeastern	72 43	254	A	Col. of Charleston	67 45								
60	A	Elon	43 50	60	H	Elon	70 67								
134	A	William & Mary	86 41	61	H	Drexel	56 48								
254	H	Col. of Charleston	67 53	260	H	Towson	69 45								
242	H	Hofstra	73 56	138	A	Northeastern	60 57								

Non-Div I Games:

James Madison

Average RPI Win:	204	WON-LOST	WINNING	LAST 10	STRENGTH OF	OPP. STRENGTH	TEAM	ADJ.	CONF.	ADJ CONF.
Average RPI Loss:	61	RECORD	PCT. RANK	GAMES	SCHEDULE	OF SCHEDULE	RPI	RPI	RPI	RPI
DIV. I ONLY	11- 13	198	0- 10	90	50	165	165	4	4	
DIV. I NON-CONF.	9- 2	33	0- 0	231	222	93	93	5	5	

TOTALS	RPI 1-25	RPI 26-50	W-L RECORDS	RPI 51-100	RPI 101-999	RPI 201+				
11- 13	0- 3	0- 3	OVERALL	3- 5	8- 2	7- 1				
9- 7	0- 2	0- 1	HOME	3- 3	6- 1	5- 1				
2- 6	0- 1	0- 2	AWAY	0- 2	2- 1	2- 0				
0- 0	0- 0	0- 0	NEUTRAL	0- 0	0- 0	0- 0				
9- 2	0- 0	0- 0	NON-CONFERENCE	2- 2	7- 0	6- 0				
8- 1	0- 0	0- 0	HOME	2- 1	6- 0	5- 0				
1- 1	0- 0	0- 0	AWAY	0- 1	1- 0	1- 0				
0- 0	0- 0	0- 0	NEUTRAL	0- 0	0- 0	0- 0				
2- 11	0- 3	0- 3	CONFERENCE	1- 3	1- 2	1- 1				
1- 6	0- 2	0- 1	HOME	1- 2	0- 1	0- 1				
1- 5	0- 1	0- 2	AWAY	0- 1	1- 1	1- 0				
0- 0	0- 0	0- 0	NEUTRAL	0- 0	0- 0	0- 0				

RPI 1-25				RPI 26-50				RPI 51-100				RPI 101+ Team's RPI: 165			
RPI	S	Opponent	Score	RPI	S	Opponent	Score	RPI	S	Opponent	Score	RPI	S	Opponent	Score
6	H	Bayl or	48 83	30	A	Okl ahoma	64 97	51	H	West Vi rgi ni a	54 74	119	H	Yale	81 75
9	A	Texas	62 79	30	H	Okl ahoma	52 72	52	A	St. John' s (NY)	53 65	120	A	Iowa St.	69 71
9	H	Texas	41 55	44	A	Okl ahoma St.	63 92	59	A	TCU	66 76	226	H	Southeast Mo. St.	51 50
								59	H	TCU	86 77	230	A	Texas Tech	60 47
								66	H	Nebraska	49 66	230	H	Texas Tech	56 68
								84	H	Kansas St.	59 63	233	H	Texas Southern	72 37
								95	H	Rice	73 65	246	H	Campbel l	66 48
								98	H	Arkansas	71 60	268	H	UMKC	63 48
												330	H	Del aware St.	81 49
												338	A	Iona	72 58

LAST 12 Di vi si on I GAMES:															
30	H	Okl ahoma	52 72	230	H	Texas Tech	56 68								
44	A	Okl ahoma St.	63 92	9	A	Texas	62 79								
9	H	Texas	41 55	51	H	West Vi rgi ni a	54 74								
84	H	Kansas St.	59 63	6	H	Bayl or	48 83								
30	A	Okl ahoma	64 97	230	A	Texas Tech	60 47								
59	A	TCU	66 76	59	H	TCU	86 77								

Non-Di v I Games:

Kansas

Average RPI Loss: 40

DIV. I ONLY	13- 12	170	4- 6	26	58	84	84	4	4
DIV. I NON-CONF.	8- 3	65	0- 0	103	247	83	83	5	5
TOTALS	RPI 1-25	RPI 26-50	W-L RECORDS	RPI 51-100	RPI 101-999	RPI 201+			
13- 12	0- 6	1- 3	OVERALL	2- 1	10- 2	5- 0			
8- 6	0- 2	1- 1	HOME	0- 1	7- 2	4- 0			
4- 5	0- 3	0- 2	AWAY	1- 0	3- 0	1- 0			
1- 1	0- 1	0- 0	NEUTRAL	1- 0	0- 0	0- 0			
8- 3	0- 2	0- 0	NON-CONFERENCE	1- 0	7- 1	4- 0			
6- 1	0- 0	0- 0	HOME	0- 0	6- 1	3- 0			
1- 1	0- 1	0- 0	AWAY	0- 0	1- 0	1- 0			
1- 1	0- 1	0- 0	NEUTRAL	1- 0	0- 0	0- 0			
5- 9	0- 4	1- 3	CONFERENCE	1- 1	3- 1	1- 0			
2- 5	0- 2	1- 1	HOME	0- 1	1- 1	1- 0			
3- 4	0- 2	0- 2	AWAY	1- 0	2- 0	0- 0			
0- 0	0- 0	0- 0	NEUTRAL	0- 0	0- 0	0- 0			

RPI 1-25				RPI 26-50				RPI 51-100				RPI 101+			
RPI	S	Opponent	Score	RPI	S	Opponent	Score	RPI	S	Opponent	Score	RPI	S	Opponent	Score
6	A	Bayl or	50 75	30	A	Okl ahoma	49 68	51	A	West Vi rgi ni a	60 52	114	H	Li ttle Rock	66 51
6	H	Bayl or	58 88	30	H	Okl ahoma	71 76	59	H	TCU	63 68	120	A	Iowa St.	67 60
9	A	Texas	54 76	44	A	Okl ahoma St.	68 76	83	N	Penn St.	70 65	120	H	Iowa St.	45 80
9	H	Texas	64 75	44	H	Okl ahoma St.	80 64					132	H	SFA	74 49
10	N	UCLA	55 64									145	H	UNI	71 72
15	A	Missouri	59 73									165	A	Kansas	63 59
												176	H	UT Arlington	70 56
												221	A	North Texas	55 54
												230	H	Texas Tech	83 69
												239	H	Omaha	81 60
												340	H	Chi cago St.	99 51
												344	H	Florida A&M	81 57
LAST 12 Division I GAMES:															
9	A	Texas	54 76	6	A	Bayl or	50 75								
230	H	Texas Tech	83 69	30	H	Okl ahoma	71 76								
120	H	Iowa St.	45 80	44	H	Okl ahoma St.	80 64								
30	A	Okl ahoma	49 68	120	A	Iowa St.	67 60								
165	A	Kansas	63 59	9	H	Texas	64 75								
59	H	TCU	63 68	51	A	West Vi rgi ni a	60 52								

Non-Div I Games:

Kansas St.

Average RPI	Win: 297	WON-LOST RECORD	WINNING PCT. RANK	LAST 10 GAMES	STRENGTH OF SCHEDULE	OPP. STRENGTH OF SCHEDULE	TEAM RPI	ADJ. RPI	CONF. RPI	ADJ CONF. RPI
Average RPI	Loss: 155									
DIV. I ONLY	6- 15	284	3- 7	308	173	302	302	22	22	
DIV. I NON-CONF.	3- 7	254	1- 0	253	95	244	244	21	21	

TOTALS	RPI 1-25	RPI 26-50	W-L RECORDS	RPI 51-100	RPI 101-999	RPI 201+				
6- 15	0- 1	0- 1	OVERALL	0- 4	6- 9	5- 6				
3- 6	0- 0	0- 1	HOME	0- 1	3- 4	2- 4				
3- 7	0- 0	0- 0	AWAY	0- 2	3- 5	3- 2				
0- 2	0- 1	0- 0	NEUTRAL	0- 1	0- 0	0- 0				
3- 7	0- 1	0- 0	NON-CONFERENCE	0- 2	3- 4	3- 1				
1- 1	0- 0	0- 0	HOME	0- 0	1- 1	1- 1				
2- 4	0- 0	0- 0	AWAY	0- 1	2- 3	2- 0				
0- 2	0- 1	0- 0	NEUTRAL	0- 1	0- 0	0- 0				
3- 8	0- 0	0- 1	CONFERENCE	0- 2	3- 5	2- 5				
2- 5	0- 0	0- 1	HOME	0- 1	2- 3	1- 3				
1- 3	0- 0	0- 0	AWAY	0- 1	1- 2	1- 2				
0- 0	0- 0	0- 0	NEUTRAL	0- 0	0- 0	0- 0				

RPI 1-25				RPI 26-50				RPI 51-100				RPI 101+ Team's RPI: 302			
RPI	S	Opponent	Score	RPI	S	Opponent	Score	RPI	S	Opponent	Score	RPI	S	Opponent	Score
13	N	Maryland	35 89	45	H	FGCU	57 78	68	A	Georgia Tech	48 86	131	A	Ole Miss	63 92
								81	N	Maine	39 75	141	A	Clemson	28 41
								89	A	Jacksonville	49 84	178	H	Stetson	66 49
								89	H	Jacksonville	49 67	188	A	Furman	59 78
												207	H	East Carolina	56 66
												228	A	North Florida	72 77
												228	H	North Florida	44 68
												262	H	Lipscomb	62 64
												272	A	Presbyterian	60 51
												281	A	USC Upstate	61 65
												281	H	USC Upstate	64 70
												320	H	Georgia St.	71 61
												323	A	Ga. Southern	60 58
												343	A	NJIT	61 58
												343	H	NJIT	80 65

LAST 12 Division I GAMES:															
228	H	North Florida	44 68	178	H	Stetson	66 49								
89	H	Jacksonville	49 67	45	H	FGCU	57 78								
343	A	NJIT	61 58	89	A	Jacksonville	49 84								
281	H	USC Upstate	64 70	228	A	North Florida	72 77								
343	H	NJIT	80 65	262	H	Lipscomb	62 64								
281	A	USC Upstate	61 65	323	A	Ga. Southern	60 58								

Non-Div I Games: Middle Ga. St. 81 65

Kennesaw St.

Average RPI Win:	218	WON-LOST	WINNING	LAST 10	STRENGTH OF	OPP. STRENGTH	TEAM	ADJ.	CONF.	ADJ CONF.
Average RPI Loss:	85	RECORD	PCT. RANK	GAMES	SCHEDULE	OF SCHEDULE	RPI	RPI	RPI	RPI
DIV. I ONLY	11- 14	206	3- 7	117	95	149	149	8	8	
DIV. I NON-CONF.	7- 5	132	0- 0	155	127	108	108	8	8	

TOTALS	RPI 1-25	RPI 26-50	W-L RECORDS	RPI 51-100	RPI 101-999	RPI 201+				
11- 14	0- 2	0- 5	OVERALL	1- 2	10- 5	7- 2				
3- 5	0- 0	0- 1	HOME	0- 2	3- 2	3- 0				
6- 6	0- 0	0- 0	AWAY	1- 0	5- 1	3- 0				
2- 3	0- 1	0- 2	NEUTRAL	0- 0	2- 0	1- 0				
7- 5	0- 1	0- 3	NON-CONFERENCE	0- 1	7- 0	4- 0				
1- 1	0- 0	0- 0	HOME	0- 1	1- 0	1- 0				
4- 1	0- 0	0- 1	AWAY	0- 0	4- 0	2- 0				
2- 3	0- 1	0- 2	NEUTRAL	0- 0	2- 0	1- 0				
4- 9	0- 1	0- 2	CONFERENCE	1- 1	3- 5	3- 2				
2- 4	0- 0	0- 1	HOME	0- 1	2- 2	2- 0				
2- 5	0- 1	0- 1	AWAY	1- 0	1- 3	1- 2				
0- 0	0- 0	0- 0	NEUTRAL	0- 0	0- 0	0- 0				

RPI 1-25				RPI 26-50				RPI 51-100				RPI 101+ Team's RPI: 149			
RPI	S	Opponent	Score	RPI	S	Opponent	Score	RPI	S	Opponent	Score	RPI	S	Opponent	Score
14	N	Stanford	54 79	29	A	Central Mi ch.	84 88	64	A	Toledo	62 55	108	H	Western Mi ch.	61 66
20	A	Buffalo	42 80	41	H	Ball St.	58 79	75	H	Ohio	65 78	124	A	Northern Ill.	79 81
				42	A	Mi chi gan	41 54	100	H	Wright St.	60 72	124	H	Northern Ill.	62 72
				45	N	FGCU	62 80					142	A	Robert Morris	46 31
				49	N	Gonzaga	57 77					194	A	Youngstown St.	55 44
												195	N	Memphi s	70 55
												205	A	Bowling Green	50 60
												205	H	Bowling Green	81 57
												212	A	Akron	60 75
												222	A	Eastern Mi ch.	67 60
												222	H	Eastern Mi ch.	76 69
												244	A	Northern Ky.	59 54
												294	N	Southeastern La.	81 60
												304	A	Eastern Ky.	65 57
												317	H	Detroit Mercy	82 74

LAST 12 Division I GAMES:															
75	H	Ohio	65 78	41	H	Ball St.	58 79	205	A	Bowling Green	50 60				
20	A	Buffalo	42 80	29	A	Central Mi ch.	84 88	222	H	Eastern Mi ch.	76 69				
124	H	Northern Ill.	62 72	60	A	Akron	60 75	108	H	Western Mi ch.	61 66				
205	H	Bowling Green	81 57	62	A	Toledo	62 55	124	A	Northern Ill.	79 81				

Non-Div I Games:

Kent St.

Average RPI	Win:	206	WON-LOST	WINNING	LAST 10	STRENGTH OF	OPP. STRENGTH	TEAM	ADJ.	CONF.	ADJ CONF.
Average RPI	Loss:	35	RECORD	PCT. RANK	GAMES	SCHEDULE	OF SCHEDULE	RPI	RPI	RPI	RPI
DIV. I ONLY		12- 14	197	4- 6	28	49	97	97	2	2	
DIV. I NON-CONF.		8- 6	143	0- 0	109	141	116	116	2	2	

TOTALS	RPI 1-25		RPI 26-50		W-L RECORDS	RPI 51-100	RPI 101-999		RPI 201+		
12- 14	0- 9		0- 3		OVERALL	4- 0	8- 2		7- 0		
8- 6	0- 5		0- 1		HOME	2- 0	6- 0		6- 0		
4- 8	0- 4		0- 2		AWAY	2- 0	2- 2		1- 0		
0- 0	0- 0		0- 0		NEUTRAL	0- 0	0- 0		0- 0		
8- 6	0- 2		0- 3		NON-CONFERENCE	1- 0	7- 1		7- 0		
6- 2	0- 1		0- 1		HOME	0- 0	6- 0		6- 0		
2- 4	0- 1		0- 2		AWAY	1- 0	1- 1		1- 0		
0- 0	0- 0		0- 0		NEUTRAL	0- 0	0- 0		0- 0		
4- 8	0- 7		0- 0		CONFERENCE	3- 0	1- 1		0- 0		
2- 4	0- 4		0- 0		HOME	2- 0	0- 0		0- 0		
2- 4	0- 3		0- 0		AWAY	1- 0	1- 1		0- 0		
0- 0	0- 0		0- 0		NEUTRAL	0- 0	0- 0		0- 0		

RPI	S	Opponent	Score	RPI	S	Opponent	Score	RPI	S	Opponent	Score	RPI	S	Opponent	Score
3	A	Mississippi St.	55 74	35	H	California	52 62	87	A	Washington St.	73 68	118	A	Middle Tenn.	57 62
4	H	Louisville	63 87	45	A	FGCU	64 70	94	H	Alabama	79 54	130	A	Vanderbilt	55 70
6	A	Baylor	63 90	47	A	Miami (FL)	54 65	96	H	Auburn	65 48	162	A	Florida	56 53
7	H	Tennessee	49 63					98	A	Arkansas	76 65	215	H	Morehead St.	86 53
15	A	Missouri	78 83									224	H	Gardner-Webb	72 34
17	A	Texas A&M	70 74									240	A	Montana	71 54
18	H	South Carolina	64 81									270	H	Sacramento St.	101 70
22	H	Georgia	42 56									299	H	Tennessee Tech	82 54
25	H	LSU	70 72									334	H	Marshall	69 39
												349	H	Evansville	100 62

LAST 12 Division I GAMES:															
3	A	Mississippi St.	55 74	18	H	South Carolina	64 81	130	A	Vanderbilt	55 70	162	A	Florida	56 53
15	A	Missouri	78 83	22	H	Georgia	42 56	17	A	Texas A&M	70 74	7	H	Tennessee	49 63
25	H	LSU	70 72	94	H	Alabama	79 54								

Non-Div I Games:

Kentucky

Average RPI Win:	289	WON-LOST	WINNING	LAST 10	STRENGTH OF	OPP. STRENGTH	TEAM	ADJ.	CONF.	ADJ CONF.
Average RPI Loss:	180	RECORD	PCT. RANK	GAMES	SCHEDULE	OF SCHEDULE	RPI	RPI	RPI	RPI
DIV. I ONLY	9- 15	246	4- 6	294	321	279	279	29	29	
DIV. I NON-CONF.	4- 7	226	0- 0	275	297	267	267	29	29	

TOTALS	RPI 1-25	RPI 26-50	W-L RECORDS	RPI 51-100	RPI 101-999	RPI 201+				
9- 15	0- 0	0- 1	OVERALL	0- 1	9- 13	8- 6				
5- 7	0- 0	0- 1	HOME	0- 1	5- 5	4- 3				
4- 8	0- 0	0- 0	AWAY	0- 0	4- 0	4- 0				
0- 0	0- 0	0- 0	NEUTRAL	0- 0	0- 0	0- 0				
4- 7	0- 0	0- 1	NON-CONFERENCE	0- 1	4- 5	3- 2				
2- 3	0- 0	0- 1	HOME	0- 1	2- 1	1- 1				
2- 4	0- 0	0- 0	AWAY	0- 0	2- 4	2- 1				
0- 0	0- 0	0- 0	NEUTRAL	0- 0	0- 0	0- 0				
5- 8	0- 0	0- 0	CONFERENCE	0- 0	5- 8	5- 4				
3- 4	0- 0	0- 0	HOME	0- 0	3- 4	3- 2				
2- 4	0- 0	0- 0	AWAY	0- 0	2- 4	2- 2				
0- 0	0- 0	0- 0	NEUTRAL	0- 0	0- 0	0- 0				

RPI 1-25				RPI 26-50				RPI 51-100				RPI 101+ Team's RPI: 279			
RPI	S	Opponent	Score	RPI	S	Opponent	Score	RPI	S	Opponent	Score	RPI	S	Opponent	Score
				42	H	Michigan	49 86	82	H	Navy	47 79	110	A	George Mason	70 73
												112	A	Saint Francis (PA)	71 101
												112	H	Saint Francis (PA)	54 85
												119	A	Yale	51 62
												142	A	Robert Morris	53 60
												142	H	Robert Morris	44 55
												160	H	Lehigh	72 69
												175	A	Army West Point	37 71
												237	A	Lafayette	53 69
												253	H	Manhattan	38 72
												266	H	St. Francis Brooklyn	61 59
												269	A	Mt. St. Mary's	61 59
												269	H	Mt. St. Mary's	53 48
												274	H	Fairleigh Dickinson	49 61
												287	H	Sacred Heart	46 50
												291	A	Central Conn. St.	61 54
												292	A	Bryant	56 75
												326	A	Wagner	44 52
												326	H	Wagner	74 69
												329	A	UMBC	66 52
												343	A	NJIT	67 49
												345	H	Saint Peter's	57 46
LAST 12 Division I GAMES:															
				112	H	Saint Francis (PA)	54 85	291	A	Central Conn. St.	61 54				
				142	H	Robert Morris	44 55	292	A	Bryant	56 75				
				326	A	Wagner	44 52	269	H	Mt. St. Mary's	53 48				
				269	A	Mt. St. Mary's	61 59	326	H	Wagner	74 69				
				274	H	Fairleigh Dickinson	49 61	112	A	Saint Francis (PA)	71 101				
				287	H	Sacred Heart	46 50	142	A	Robert Morris	53 60				

Non-Div I Games:

LIU Brooklyn

Average RPI	Win:	133	WON-LOST	WINNING	LAST 10	STRENGTH OF	OPP. STRENGTH	TEAM	ADJ.	CONF.	ADJ CONF.
Average RPI	Loss:	40	RECORD	PCT. RANK	GAMES	SCHEDULE	OF SCHEDULE	RPI	RPI	RPI	RPI
DIV. I ONLY		16- 7	64	6- 4	31	18	25	25	2	2	
DIV. I NON-CONF.		8- 3	65	0- 0	131	66	48	48	2	2	

TOTALS	RPI 1-25		RPI 26-50		W-L RECORDS		RPI 51-100		RPI 101-999		RPI 201+
16- 7	4- 3		0- 2		OVERALL		2- 2		10- 0		4- 0
9- 1	3- 1		0- 0		HOME		1- 0		5- 0		3- 0
6- 5	1- 1		0- 2		AWAY		1- 2		4- 0		1- 0
1- 1	0- 1		0- 0		NEUTRAL		0- 0		1- 0		0- 0
8- 3	0- 1		0- 2		NON-CONFERENCE		0- 0		8- 0		4- 0
4- 0	0- 0		0- 0		HOME		0- 0		4- 0		3- 0
3- 2	0- 0		0- 2		AWAY		0- 0		3- 0		1- 0
1- 1	0- 1		0- 0		NEUTRAL		0- 0		1- 0		0- 0
8- 4	4- 2		0- 0		CONFERENCE		2- 2		2- 0		0- 0
5- 1	3- 1		0- 0		HOME		1- 0		1- 0		0- 0
3- 3	1- 1		0- 0		AWAY		1- 2		1- 0		0- 0
0- 0	0- 0		0- 0		NEUTRAL		0- 0		0- 0		0- 0

RPI 1-25				RPI 26-50				RPI 51-100				RPI 101+			
RPI	S	Opponent	Score	RPI	S	Opponent	Score	RPI	S	Opponent	Score	RPI	S	Opponent	Score
3	H	Mississippi St.	70 83	27	A	South Fla.	55 61	94	A	Alabama	51 65	102	A	Tulane	73 50
7	H	Tennessee	70 59	31	A	Northern Colo.	50 58	96	A	Auburn	62 70	104	N	Saint Louis	71 59
9	N	Texas	66 75					96	H	Auburn	59 56	114	A	Little Rock	56 37
15	A	Missouri	69 65					97	A	Kentucky	72 70	130	H	Vanderbilt	85 65
17	A	Texas A&M	59 69									159	H	Louisiana	60 45
17	H	Texas A&M	80 78									162	A	Florida	66 59
22	H	Georgia	71 60									230	A	Texas Tech	48 40

Average RPI Win: 204
Average RPI Loss: 147

WON-LOST
RECORD

WINNING
PCT. RANK

LAST 10
GAMES

STRENGTH OF
SCHEDULE

OPP. STRENGTH
OF SCHEDULE

TEAM
RPI

ADJ.
RPI

CONF.
RPI

ADJ CONF.
RPI

DIV. I ONLY	8- 18	273	3- 7	128	163	231	231	12	12
DIV. I NON-CONF.	5- 8	220	0- 1	100	206	149	149	10	10

TOTALS	RPI 1-25	RPI 26-50	W-L RECORDS	RPI 51-100	RPI 101-999	RPI 201+			
8- 18	0- 1	0- 1	OVERALL	1- 6	7- 10	4- 4			
4- 7	0- 1	0- 1	HOME	1- 0	3- 5	2- 1			
3- 11	0- 0	0- 0	AWAY	0- 6	3- 5	2- 3			
1- 0	0- 0	0- 0	NEUTRAL	0- 0	1- 0	0- 0			
5- 8	0- 1	0- 0	NON-CONFERENCE	1- 3	4- 4	2- 2			
1- 3	0- 1	0- 0	HOME	1- 0	0- 2	0- 1			
3- 5	0- 0	0- 0	AWAY	0- 3	3- 2	2- 1			
1- 0	0- 0	0- 0	NEUTRAL	0- 0	1- 0	0- 0			
3- 10	0- 0	0- 1	CONFERENCE	0- 3	3- 6	2- 2			
3- 4	0- 0	0- 1	HOME	0- 0	3- 3	2- 0			
0- 6	0- 0	0- 0	AWAY	0- 3	0- 3	0- 2			
0- 0	0- 0	0- 0	NEUTRAL	0- 0	0- 0	0- 0			

RPI 1-25				RPI 26-50				RPI 51-100				RPI 101+				Team's RPI: 231
RPI	S	Opponent	Score	RPI	S	Opponent	Score	RPI	S	Opponent	Score	RPI	S	Opponent	Score	
23	H	Villanova	49 76	39	H	Dayton	47 76	58	A	American	48 66	104	H	Saint Louis	87 76	
								61	A	Drexel	54 79	110	H	George Mason	56 69	
								67	A	Duquesne	50 78	160	A	Lehigh	69 61	
								71	A	Fordham	45 66	163	H	Saint Joseph's	64 75	
								72	H	Penn	66 59	181	H	Temple	52 69	
								78	A	Harvard	61 70	182	N	New Hampshire	59 51	
								91	A	George Washington	45 60	185	A	Wisconsin	60 71	
												200	A	Richmond	51 77	
												200	H	Richmond	57 60	
												221	A	North Texas	44 70	
												237	A	Lafayette	74 47	
												256	H	St. Bonaventure	66 63	
												273	H	Rider	55 76	
												285	A	Massachusetts	66 69	
												288	H	VCU	62 57	
												330	A	Delaware St.	71 48	
												332	A	Rhode Island	63 72	

LAST 12 Division I GAMES:																
				71	A	Fordham	45 66	288	H	VCU	62 57					
				200	H	Richmond	57 60	332	A	Rhode Island	63 72					
				104	H	Saint Louis	87 76	67	A	Duquesne	50 78					
				285	A	Massachusetts	66 69	256	H	St. Bonaventure	66 63					
				91	A	George Washington	45 60	78	A	Harvard	61 70					
				163	H	Saint Joseph's	64 75	200	A	Richmond	51 77					

Non-Div I Games:

La Salle

Loss, Non-Conf, S Site, H Home A Away N Neutral

Average RPI Win:	299	WON-LOST	WINNING	LAST 10	STRENGTH OF	OPP. STRENGTH	TEAM	ADJ.	CONF.	ADJ CONF.
Average RPI Loss:	188	RECORD	PCT. RANK	GAMES	SCHEDULE	OF SCHEDULE	RPI	RPI	RPI	RPI
DIV. I ONLY	2- 19	337	1- 9	254	276	337	337	23	23	
DIV. I NON-CONF.	1- 8	313	0- 0	254	304	337	337	23	23	

TOTALS	RPI 1-25	RPI 26-50	W-L RECORDS	RPI 51-100	RPI 101-999	RPI 201+				
2- 19	0- 0	0- 1	OVERALL	0- 2	2- 16	2- 7				
2- 6	0- 0	0- 0	HOME	0- 0	2- 6	2- 3				
0- 13	0- 0	0- 1	AWAY	0- 0	0- 3	0- 1				
0- 0	0- 0	0- 0	NEUTRAL	0- 0	0- 0	0- 0				
1- 8	0- 0	0- 1	NON-CONFERENCE	0- 2	1- 5	1- 4				
1- 2	0- 0	0- 0	HOME	0- 0	1- 2	1- 2				
0- 6	0- 0	0- 1	AWAY	0- 2	0- 3	0- 2				
0- 0	0- 0	0- 0	NEUTRAL	0- 0	0- 0	0- 0				
1- 11	0- 0	0- 0	CONFERENCE	0- 0	1- 11	1- 3				
1- 4	0- 0	0- 0	HOME	0- 0	1- 4	1- 1				
0- 7	0- 0	0- 0	AWAY	0- 0	0- 7	0- 2				
0- 0	0- 0	0- 0	NEUTRAL	0- 0	0- 0	0- 0				

RPI 1-25				RPI 26-50				RPI 51-100				RPI 101+				Team's RPI: 337
RPI	S	Opponent	Score	RPI	S	Opponent	Score	RPI	S	Opponent	Score	RPI	S	Opponent	Score	
				44	A	Okla homa St.	58 112	95	A	Ri ce	47 63	114	A	Little Rock	37 57	
								96	A	Auburn	41 67	121	H	South Ala.	60 67	
												153	A	Texas St.	52 86	
												157	A	Loui si ana Tech	49 71	
												159	A	Loui si ana	55 63	
												159	H	Loui si ana	48 76	
												166	H	Troy	79 86	
												176	A	UT Ar lington	61 70	
												187	A	Arkansas St.	62 76	
												227	H	New Orleans	51 89	
												236	A	Grambl ing	52 61	
												259	A	McNeese	61 65	
												271	H	Appal achian St.	67 71	
												275	H	Coastal Caro.	62 56	
												312	H	Northwestern St.	48 70	
												320	A	Georgia St.	57 70	
												322	H	Houston Baptist	77 73	
												323	A	Ga. Southern	45 75	
LAST 12 Division I GAMES:																
				320	A	Georgia St.	57 70	153	A	Texas St.	52 86					
				323	A	Ga. Southern	45 75	159	A	Loui si ana	55 63					
				159	H	Loui si ana	48 76	271	H	Appal achian St.	67 71					
				121	H	South Ala.	60 67	275	H	Coastal Caro.	62 56					
				166	H	Troy	79 86	114	A	Li ttle Rock	37 57					
				176	A	UT Ar lington	61 70	187	A	Arkansas St.	62 76					

Non-Div I Games: Millsaps 73 41 Centenary (LA) 90 53

La. -Monroe

■ Loss,
 ■ Non-Conf,
 ■ S Site,
 ■ Home
 ■ A Away
 N Neutral

Average RPI Win:	259	WON-LOST	WINNING	LAST 10	STRENGTH OF	OPP. STRENGTH	TEAM	ADJ.	CONF.	ADJ CONF.
Average RPI Loss:	145	RECORD	PCT. RANK	GAMES	SCHEDULE	OF SCHEDULE	RPI	RPI	RPI	RPI
DIV. I ONLY	9- 14	236	3- 7	195	228	237	237	14	14	
DIV. I NON-CONF.	4- 6	214	0- 0	239	324	252	252	18	18	

TOTALS	RPI 1-25	RPI 26-50	W-L RECORDS	RPI 51-100	RPI 101-999	RPI 201+				
9- 14	0- 0	0- 1	OVERALL	0- 4	9- 9	8- 3				
5- 6	0- 0	0- 1	HOME	0- 1	5- 4	5- 2				
4- 8	0- 0	0- 0	AWAY	0- 3	4- 5	3- 1				
0- 0	0- 0	0- 0	NEUTRAL	0- 0	0- 0	0- 0				
4- 6	0- 0	0- 1	NON-CONFERENCE	0- 2	4- 3	4- 2				
3- 2	0- 0	0- 1	HOME	0- 0	3- 1	3- 1				
1- 4	0- 0	0- 0	AWAY	0- 2	1- 2	1- 1				
0- 0	0- 0	0- 0	NEUTRAL	0- 0	0- 0	0- 0				
5- 8	0- 0	0- 0	CONFERENCE	0- 2	5- 6	4- 1				
2- 4	0- 0	0- 0	HOME	0- 1	2- 3	2- 1				
3- 4	0- 0	0- 0	AWAY	0- 1	3- 3	2- 0				
0- 0	0- 0	0- 0	NEUTRAL	0- 0	0- 0	0- 0				

RPI S Opponent	Score	RPI S Opponent	Score	RPI S Opponent	Score	RPI S Opponent	Score	Team's RPI: 237
		33 H Princeton	45 53	58 H American	67 74	126 A Bucknell I	53 83	
				61 A Drexel	37 52	126 H Bucknell I	57 80	
				72 A Penn	42 55	142 A Robert Morris	42 63	
				82 A Navy	59 65	160 A Lehigh	45 70	
						175 A Army West Point	39 48	
						175 H Army West Point	60 65	
						199 A Boston U.	47 45	
						231 A Loyol a Maryl and	73 64	
						231 H La Salle	47 74	
						231 H Loyol a Maryl and	65 54	
						243 A Hol y Cross	69 65	
						243 H Hol y Cross	56 69	
						267 A Cornel I	59 58	
						273 H Ri der	60 45	
						278 H Col gate	63 48	
						279 H LIU Brookl yn	69 53	
						326 H Wagner	70 52	
						345 A Saint Peter's	61 64	
LAST 12 Division I GAMES:								
231 A Loyol a Maryl and	73 64	82 A Navy	59 65	231 H Loyol a Maryl and	65 54			
175 A Army West Point	39 48	175 H Army West Point	60 65					
126 H Bucknell I	57 80	126 A Bucknell I	53 83					
243 H Hol y Cross	56 69	278 H Col gate	63 48					
199 A Boston U.	47 45	243 A Hol y Cross	69 65					
58 H American	67 74							

Non-Div I Games:

Lafayette

Average RPI Win:	259	WON-LOST	WINNING	LAST 10	STRENGTH OF	OPP. STRENGTH	TEAM	ADJ.	CONF.	ADJ CONF.
Average RPI Loss:	102	RECORD	PCT. RANK	GAMES	SCHEDULE	OF SCHEDULE	RPI	RPI	RPI	RPI
DIV. I ONLY	13- 6	70	9- 1	274	218	111	111	26	26	
DIV. I NON-CONF.	1- 5	300	0- 0	27	18	172	172	25	25	

TOTALS	RPI 1-25	RPI 26-50	W-L RECORDS	RPI 51-100	RPI 101-999	RPI 201+				
13- 6	0- 1	0- 0	OVERALL	0- 2	13- 3	11- 0				
7- 0	0- 0	0- 0	HOME	0- 0	7- 0	6- 0				
5- 5	0- 1	0- 0	AWAY	0- 2	5- 2	5- 0				
1- 1	0- 0	0- 0	NEUTRAL	0- 0	1- 1	0- 0				
1- 5	0- 1	0- 0	NON-CONFERENCE	0- 2	1- 2	0- 0				
0- 0	0- 0	0- 0	HOME	0- 0	0- 0	0- 0				
0- 4	0- 1	0- 0	AWAY	0- 2	0- 1	0- 0				
1- 1	0- 0	0- 0	NEUTRAL	0- 0	1- 1	0- 0				
12- 1	0- 0	0- 0	CONFERENCE	0- 0	12- 1	11- 0				
7- 0	0- 0	0- 0	HOME	0- 0	7- 0	6- 0				
5- 1	0- 0	0- 0	AWAY	0- 0	5- 1	5- 0				
0- 0	0- 0	0- 0	NEUTRAL	0- 0	0- 0	0- 0				

RPI 1-25				RPI 26-50				RPI 51-100				RPI 101+ Team's RPI: 111			
RPI	S	Opponent	Score	RPI	S	Opponent	Score	RPI	S	Opponent	Score	RPI	S	Opponent	Score
6	A	Baylor	62 121					53	A	Purdue	64 79	124	N	Northern Ill.	90 80
								86	A	New Mexico	58 90	128	A	Central Ark.	39 51
												132	H	SFA	79 65
												169	N	North Dakota	70 73
												171	A	Pacific	75 80
												216	H	Abilene Christian	77 71
												227	H	New Orleans	100 77
												249	A	Nicholls St.	76 61
												257	A	A&M-Corpus Christi	70 31
												259	H	McNeese	83 58
												294	A	Southeastern La.	75 58
												312	H	Northwestern St.	71 44
												315	H	Incarinate Word	77 54
												322	A	Houston Baptist	79 51
												331	A	Sam Houston St.	68 44
												331	H	Sam Houston St.	91 44
LAST 12 Division I GAMES:															
331	A	Sam Houston St.	68 44	331	H	Sam Houston St.	91 44	315	H	Incarinate Word	77 54				
312	H	Northwestern St.	71 44	294	A	Southeastern La.	75 58	128	A	Central Ark.	39 51				
132	H	SFA	79 65	227	H	New Orleans	100 77	257	A	A&M-Corpus Christi	70 31				
216	H	Abilene Christian	77 71												
259	H	McNeese	83 58												
249	A	Nicholls St.	76 61												

Non-Div I Games: Howard Payne 101 37 Schreiner 116 37 Louisiana Col. 93 62 S' western Assemblies 92 49 Lamar University

Average RPI Win: 227

Average RPI Loss: 151

WON-LOST
RECORDWINNING
PCT. RANKLAST 10
GAMESSTRENGTH OF
SCHEDULEOPP. STRENGTH
OF SCHEDULETEAM
RPIADJ.
RPICONF.
RPIADJ CONF.
RPI

DIV. I ONLY	12- 11	162	5- 5	163	245	160	160	14	14
DIV. I NON-CONF.	5- 5	170	0- 0	321	311	246	246	18	18
TOTALS	RPI 1-25	RPI 26-50	W-L RECORDS	RPI 51-100	RPI 101-999	RPI 201+			
12- 11	0- 1	0- 1	OVERALL	1- 3	11- 6	7- 5			
8- 2	0- 0	0- 0	HOME	1- 1	7- 1	4- 1			
4- 8	0- 0	0- 1	AWAY	0- 2	4- 5	3- 4			
0- 1	0- 1	0- 0	NEUTRAL	0- 0	0- 0	0- 0			
5- 5	0- 1	0- 1	NON-CONFERENCE	0- 0	5- 3	5- 3			
3- 1	0- 0	0- 0	HOME	0- 0	3- 1	3- 1			
2- 3	0- 0	0- 1	AWAY	0- 0	2- 2	2- 2			
0- 1	0- 1	0- 0	NEUTRAL	0- 0	0- 0	0- 0			
7- 6	0- 0	0- 0	CONFERENCE	1- 3	6- 3	2- 2			
5- 1	0- 0	0- 0	HOME	1- 1	4- 0	1- 0			
2- 5	0- 0	0- 0	AWAY	0- 2	2- 3	1- 2			
0- 0	0- 0	0- 0	NEUTRAL	0- 0	0- 0	0- 0			

RPI 1-25				RPI 26-50				RPI 51-100				RPI 101+				Team's RPI: 160
RPI	S	Opponent	Score	RPI	S	Opponent	Score	RPI	S	Opponent	Score	RPI	S	Opponent	Score	
23	N	Villanova	42 62	43	A	Minnesota	73 107	58	A	American	64 82	126	A	Bucknell I	52 59	
								58	H	American	44 60	126	H	Bucknell I	66 62	
								82	A	Navy	50 53	175	H	Army West Point	59 55	
								82	H	Navy	66 63	199	A	Boston U.	65 56	
												199	H	Boston U.	74 58	
												231	A	Loyola Maryland	64 67	
												231	H	La Salle	61 69	
												237	H	Lafayette	70 45	
												243	A	Holy Cross	49 54	
												258	H	Fairfield	56 53	
												267	A	Cornell	62 57	
												269	H	Mt. St. Mary's	75 71	
												278	A	Colgate	59 51	
												279	A	LIU Brooklyn	69 72	
												287	A	Sacred Heart	55 65	
												293	A	Monmouth	75 57	
												343	H	NJIT	64 50	
LAST 12 Division I GAMES:																
58	H	American	44 60	278	A	Colgate	59 51									
126	A	Bucknell I	52 59	58	A	American	64 82									
199	A	Boston U.	65 56	126	H	Bucknell I	66 62									
82	A	Navy	50 53	199	H	Boston U.	74 58									
231	A	Loyola Maryland	64 67	243	A	Holy Cross	49 54									
175	H	Army West Point	59 55	82	H	Navy	66 63									

Non-Div I Games: Mansfield 77 47

Lehigh

Average RPI Win: 253	WON-LOST RECORD	WINNING PCT. RANK	LAST 10 GAMES	STRENGTH OF SCHEDULE	OPP. STRENGTH OF SCHEDULE	TEAM RPI	ADJ. RPI	CONF. RPI	ADJ. CONF. RPI
Average RPI Loss: 107									
DIV. I ONLY	14- 9	112	3- 2	113	303	88	88	27	27
DIV. I NON-CONF.	3- 7	254	0- 1	43	156	141	141	28	28

TOTALS	RPI 1-25	RPI 26-50	W-L RECORDS	RPI 51-100	RPI 101-999	RPI 201+			
14- 9	0- 1	0- 2	OVERALL	0- 3	14- 3	11- 2			
7- 0	0- 0	0- 0	HOME	0- 0	7- 0	6- 0			
6- 7	0- 1	0- 1	AWAY	0- 2	6- 3	5- 2			
1- 2	0- 0	0- 1	NEUTRAL	0- 1	1- 0	0- 0			
3- 7	0- 1	0- 2	NON-CONFERENCE	0- 3	3- 1	2- 1			
1- 0	0- 0	0- 0	HOME	0- 0	1- 0	1- 0			
1- 5	0- 1	0- 1	AWAY	0- 2	1- 1	1- 1			
1- 2	0- 0	0- 1	NEUTRAL	0- 1	1- 0	0- 0			
11- 2	0- 0	0- 0	CONFERENCE	0- 0	11- 2	9- 1			
6- 0	0- 0	0- 0	HOME	0- 0	6- 0	5- 0			
5- 2	0- 0	0- 0	AWAY	0- 0	5- 2	4- 1			
0- 0	0- 0	0- 0	NEUTRAL	0- 0	0- 0	0- 0			

RPI S Opponent Score	RPI S Opponent Score	RPI S Opponent Score	RPI S Opponent Score
16 A Duke 51 68	31 N Northern Colo. 57 65	62 N Houston 68 75	137 A Radford 45 52
	42 A Mi chi gan 50 74	76 A James Madi son 47 58	137 H Radford 61 56
		85 A Drake 68 96	177 A Hi gh Poi nt 65 42
			180 N Denver 82 69
			224 A Gardner-Webb 85 60
			224 H Gardner-Webb 59 41
			225 A UNC Asheville 41 48
			246 A Campbel l 46 33
			246 H Campbel l 60 42
			272 A Presbyteri an 76 64
			272 H Presbyteri an 63 55
			283 H Val parai so 61 40
			285 A Massachusetts 61 64
			286 A Old Domi ni on 63 55
			305 H Charleston So. 63 53
			341 H Wi nthrop 63 37
			348 A Longwood 63 51
LAST 12 Di vi si on I GAMES:			
85 A Drake 68 96	137 H Radford 61 56		
137 A Radford 45 52	348 A Longwood 63 51		
246 A Campbel l 46 33	246 H Campbel l 60 42		
224 H Gardner-Webb 59 41	225 A UNC Asheville 41 48		
272 H Presbyteri an 63 55	224 A Gardner-Webb 85 60		
177 A Hi gh Poi nt 65 42	341 H Wi nthrop 63 37		

Non-Di v I Games: Shippensburg 105 43 Limestone 68 38

Liberty

Average RPI Win: 294	WON-LOST RECORD	WINNING PCT. RANK	LAST 10 GAMES	STRENGTH OF SCHEDULE	OPP. STRENGTH OF SCHEDULE	TEAM RPI	ADJ. RPI	CONF. RPI	ADJ CONF. RPI
Average RPI Loss: 149									
DIV. I ONLY	10- 16	242	5- 5	292	248	262	262	22	22
DIV. I NON-CONF.	4- 11	279	1- 0	252	289	281	281	21	21

TOTALS	RPI 1-25	RPI 26-50	W-L RECORDS	RPI 51-100	RPI 101-999	RPI 201+			
10- 16	0- 0	0- 2	OVERALL	0- 4	10- 10	10- 5			
5- 7	0- 0	0- 1	HOME	0- 3	5- 3	5- 2			
5- 9	0- 0	0- 1	AWAY	0- 1	5- 7	5- 3			
0- 0	0- 0	0- 0	NEUTRAL	0- 0	0- 0	0- 0			
4- 11	0- 0	0- 1	NON-CONFERENCE	0- 2	4- 8	4- 4			
2- 4	0- 0	0- 0	HOME	0- 2	2- 2	2- 2			
2- 7	0- 0	0- 1	AWAY	0- 0	2- 6	2- 2			
0- 0	0- 0	0- 0	NEUTRAL	0- 0	0- 0	0- 0			
6- 5	0- 0	0- 1	CONFERENCE	0- 2	6- 2	6- 1			
3- 3	0- 0	0- 1	HOME	0- 1	3- 1	3- 0			
3- 2	0- 0	0- 0	AWAY	0- 1	3- 1	3- 1			
0- 0	0- 0	0- 0	NEUTRAL	0- 0	0- 0	0- 0			

RPI 1-25				RPI 26-50				RPI 51-100				RPI 101+				Team's RPI: 262	
RPI	S	Opponent	Score	RPI	S	Opponent	Score	RPI	S	Opponent	Score	RPI	S	Opponent	Score		
				41	A	Ball St.	46 84	73	H	Belmont	59 91	104	A	Saint Louis	57 101		
				45	H	FGCU	54 68	89	A	Jacksonville	48 70	107	A	Butler	58 70		
								89	H	Jacksonville	63 70	118	A	Middle Tenn.	48 72		
								94	H	Alabama	51 73	130	A	Vanderbilt	82 92		
												178	H	Stetson	55 59		
												215	H	Morehead St.	55 75		
												228	A	North Florida	73 69		
												228	H	North Florida	78 57		
												238	H	Austin Peay	63 71		
												254	A	Col. of Charleston	69 85		
												281	A	USC Upstate	64 80		
												281	H	USC Upstate	97 78		
												295	H	Murray St.	65 64		
												299	A	Tennessee Tech	61 57		
												302	A	Kennesaw St.	64 62		
												305	A	Charleston So.	58 54		
												314	H	Alabama A&M	66 50		
												333	A	Tennessee St.	64 71		
												343	A	NJIT	74 58		
												343	H	NJIT	66 58		
LAST 12 Division I GAMES:																	
				89	H	Jacksonville	63 70	45	H	FGCU	54 68						
				228	H	North Florida	78 57	178	H	Stetson	55 59						
				281	A	USC Upstate	64 80	228	A	North Florida	73 69						
				343	H	NJIT	66 58	89	A	Jacksonville	48 70						
				281	H	USC Upstate	97 78	302	A	Kennesaw St.	64 62						
				343	A	NJIT	74 58	314	H	Alabama A&M	66 50						

Non-Div I Games:

Lipscomb

Average RPI Win:	220	WON-LOST	WINNING	LAST 10	STRENGTH OF	OPP. STRENGTH	TEAM	ADJ.	CONF.	ADJ CONF.
Average RPI Loss:	91	RECORD	PCT. RANK	GAMES	SCHEDULE	OF SCHEDULE	RPI	RPI	RPI	RPI
DIV. I ONLY	15- 9	99	9- 1	174	112	114	114	23	23	
DIV. I NON-CONF.	3- 8	268	0- 0	32	3	182	182	23	23	

TOTALS	RPI 1-25	RPI 26-50	W-L RECORDS	RPI 51-100	RPI 101-999	RPI 201+				
15- 9	0- 3	1- 0	OVERALL	0- 2	14- 4	7- 0				
10- 3	0- 1	1- 0	HOME	0- 0	9- 2	3- 0				
5- 6	0- 2	0- 0	AWAY	0- 2	5- 2	4- 0				
0- 0	0- 0	0- 0	NEUTRAL	0- 0	0- 0	0- 0				
3- 8	0- 3	1- 0	NON-CONFERENCE	0- 2	2- 3	0- 0				
3- 3	0- 1	1- 0	HOME	0- 0	2- 2	0- 0				
0- 5	0- 2	0- 0	AWAY	0- 2	0- 1	0- 0				
0- 0	0- 0	0- 0	NEUTRAL	0- 0	0- 0	0- 0				
12- 1	0- 0	0- 0	CONFERENCE	0- 0	12- 1	7- 0				
7- 0	0- 0	0- 0	HOME	0- 0	7- 0	3- 0				
5- 1	0- 0	0- 0	AWAY	0- 0	5- 1	4- 0				
0- 0	0- 0	0- 0	NEUTRAL	0- 0	0- 0	0- 0				

RPI 1-25				RPI 26-50				RPI 51-100				RPI 101+ Team's RPI: 114			
RPI	S	Opponent	Score	RPI	S	Opponent	Score	RPI	S	Opponent	Score	RPI	S	Opponent	Score
3	A	Mississippi St.	48 86	30	H	Oklahoma	68 56	84	A	Kansas St.	51 66	104	A	Saint Louis	45 48
17	A	Texas A&M	49 66					95	A	Rice	51 58	109	H	Missouri St.	63 51
25	H	LSU	37 56									121	A	South Ala.	47 35
												153	H	Texas St.	63 48
												157	H	Louisiana Tech	49 58
												159	H	Louisiana	78 43
												166	A	Troy	70 76
												170	H	Tulsa	61 74
												176	H	UT Arlington	59 57
												187	H	Arkansas St.	53 43
												195	H	Memphis	86 57
												271	A	Appalachian St.	52 40
												275	A	Coastal Caro.	51 49
												320	A	Georgia St.	65 50
												320	H	Georgia St.	54 47
												323	A	Ga. Southern	64 34
												323	H	Ga. Southern	92 52
												337	H	La. -Monroe	57 37
LAST 12 Division I GAMES:															
166	A	Troy	70 76	187	H	Arkansas St.	53 43								
121	A	South Ala.	47 35	153	H	Texas St.	63 48								
320	H	Georgia St.	54 47	176	H	UT Arlington	59 57								
323	H	Ga. Southern	92 52	323	A	Ga. Southern	64 34								
275	A	Coastal Caro.	51 49	320	A	Georgia St.	65 50								
271	A	Appalachian St.	52 40	337	H	La. -Monroe	57 37								

Non-Div I Games:

Little Rock

Average RPI Win:	248	WON-LOST	WINNING	LAST 10	STRENGTH OF	OPP. STRENGTH	TEAM	ADJ.	CONF.	ADJ CONF.
Average RPI Loss:	199	RECORD	PCT. RANK	GAMES	SCHEDULE	OF SCHEDULE	RPI	RPI	RPI	RPI
DIV. I ONLY	3- 21	331	1- 9	247	265	325	325	21	21	
DIV. I NON-CONF.	2- 12	306	0- 2	257	323	321	321	19	19	

TOTALS	RPI 1-25	RPI 26-50	W-L RECORDS	RPI 51-100	RPI 101-999	RPI 201+				
3- 21	0- 1	0- 1	OVERALL	0- 1	3- 18	3- 13				
0- 10	0- 1	0- 0	HOME	0- 1	0- 8	0- 5				
3- 9	0- 0	0- 0	AWAY	0- 0	3- 0	3- 0				
0- 2	0- 0	0- 0	NEUTRAL	0- 0	0- 2	0- 1				
2- 12	0- 1	0- 1	NON-CONFERENCE	0- 0	2- 10	2- 8				
0- 6	0- 1	0- 0	HOME	0- 0	0- 5	0- 4				
2- 4	0- 0	0- 1	AWAY	0- 0	2- 3	2- 3				
0- 2	0- 0	0- 0	NEUTRAL	0- 0	0- 2	0- 1				
1- 9	0- 0	0- 0	CONFERENCE	0- 1	1- 8	1- 5				
0- 4	0- 0	0- 0	HOME	0- 1	0- 3	0- 1				
1- 5	0- 0	0- 0	AWAY	0- 0	1- 5	1- 4				
0- 0	0- 0	0- 0	NEUTRAL	0- 0	0- 0	0- 0				

RPI 1-25				RPI 26-50				RPI 51-100				RPI 101+				Team's RPI: 325
RPI	S	Opponent	Score	RPI	S	Opponent	Score	RPI	S	Opponent	Score	RPI	S	Opponent	Score	
7	H	Tennessee	61 90	50	A	Southern Cal i forn i a	60 75	57	H	UC Davi s	71 83	147	H	Loyol a Marymount	69 84	
												154	A	Cal Poly	61 70	
												154	H	Cal Poly	64 75	
												172	H	UC Irvine	81 100	
												190	N	Oral Roberts	58 64	
												202	A	CSUN	59 51	
												203	A	San Diego	40 74	
												204	A	UC Santa Barbara	44 51	
												204	H	UC Santa Barbara	74 90	
												229	H	Pepperdi ne	71 83	
												234	H	Montana St.	51 62	
												235	A	UC Ri versi de	53 77	
												240	A	Montana	60 67	
												241	H	New Mexico St.	63 72	
												252	A	Hawai i	66 74	
												255	H	Ill i noi s St.	51 59	
												264	A	Grand Canyon	65 63	
												277	A	Ari zona	80 72	
												288	N	VCU	59 69	
												313	A	Cal St. Fullerton	61 67	
												343	A	NJIT	57 73	

LAST 12 Divi s i on I GAMES:																
154	A	Cal Poly	61 70	252	A	Hawai i	66 74									
202	A	CSUN	59 51	313	A	Cal St. Fullerton	61 67									
172	H	UC Irvine	81 100	235	A	UC Ri versi de	53 77									
57	H	UC Davi s	71 83	204	A	UC Santa Barbara	44 51									
154	H	Cal Poly	64 75	288	N	VCU	59 69									
204	H	UC Santa Barbara	74 90	343	A	NJIT	57 73									

Non-Di v I Games:

Long Beach St.

Loss,
Non-Conf,
S Site,
H Home
A Away
N Neutral

Average RPI Win: 297

Average RPI Loss: 243

WON-LOST
RECORDWINNING
PCT. RANKLAST 10
GAMESSTRENGTH OF
SCHEDULEOPP. STRENGTH
OF SCHEDULETEAM
RPIADJ.
RPICONF.
RPIADJ CONF.
RPIDIV. I ONLY
DIV. I NON-CONF.3- 20
1- 9329
3181- 9
0- 0334
341347
349348
349348
34927
2827
28

TOTALS

RPI 1-25

RPI 26-50

W-L RECORDS

RPI 51-100

RPI 101-999

RPI 201+

3- 20

0- 0

0- 0

OVERALL

0- 1

3- 19

3- 14

2- 8

0- 0

0- 0

HOME

0- 1

2- 7

2- 4

1- 12

0- 0

0- 0

AWAY

0- 0

1- 0

1- 0

0- 0

0- 0

0- 0

NEUTRAL

0- 0

0- 0

0- 0

1- 9

0- 0

0- 0

NON-CONFERENCE

0- 0

1- 9

1- 7

1- 3

0- 0

0- 0

HOME

0- 0

1- 3

1- 2

0- 6

0- 0

0- 0

AWAY

0- 0

0- 6

0- 5

0- 0

0- 0

0- 0

NEUTRAL

0- 0

0- 0

0- 0

2- 11

0- 0

0- 0

CONFERENCE

0- 1

2- 10

2- 7

1- 5

0- 0

0- 0

HOME

0- 1

1- 4

1- 2

1- 6

0- 0

0- 0

AWAY

0- 0

1- 6

1- 5

0- 0

0- 0

0- 0

NEUTRAL

0- 0

0- 0

0- 0

RPI 1-25

RPI 26-50

RPI 51-100

RPI 101+

Team's RPI: 348

RPI S Opponent Score

RPI S Opponent Score

RPI S Opponent Score

RPI S Opponent Score

88 H Liberty 51 63

110 A George Mason 41 60

137 H Radford 33 52

177 A High Point 41 62

177 H High Point 39 75

201 H Norfolk St. 45 64

222 A Eastern Mich. 44 73

224 A Gardner-Webb 41 52

224 H Gardner-Webb 54 61

225 A UNC Asheville 52 82

246 A Campbell 48 58

272 A Presbyterian 75 60

272 H Presbyterian 66 56

274 H Fairleigh Dickinson 52 72

283 H Valparaiso 68 81

305 A Charleston So. 57 73

305 H Charleston So. 61 78

326 A Wagner 43 60

330 A Delaware St. 56 60

334 A Marshall 45 90

335 A N.C. Central 75 87

341 A Winthrop 60 69

347 H UMass Lowell 84 82

LAST 12 Division I GAMES:

224 A Gardner-Webb 41 52 88 H Liberty 51 63

272 A Presbyterian 75 60 177 A High Point 41 62

177 H High Point 39 75 137 H Radford 33 52

305 H Charleston So. 61 78 225 A UNC Asheville 52 82

341 A Winthrop 60 69 224 H Gardner-Webb 54 61

246 A Campbell 48 58 272 H Presbyterian 66 56

Longwood

Longwood

Non-Div I Games:

Milligan

66 56

Longwood

Average RPI Win:	271	WON-LOST	WINNING	LAST 10	STRENGTH OF	OPP. STRENGTH	TEAM	ADJ.	CONF.	ADJ CONF.
Average RPI Loss:	91	RECORD	PCT. RANK	GAMES	SCHEDULE	OF SCHEDULE	RPI	RPI	RPI	RPI
DIV. I ONLY	13- 10	139	7- 3	217	194	159	159	23	23	
DIV. I NON-CONF.	5- 6	187	0- 0	94	102	142	142	23	23	

TOTALS	RPI 1-25	RPI 26-50	W-L RECORDS	RPI 51-100	RPI 101-999	RPI 201+				
13- 10	0- 3	0- 0	OVERALL	0- 2	13- 5	11- 0				
6- 3	0- 0	0- 0	HOME	0- 1	6- 2	6- 0				
6- 5	0- 1	0- 0	AWAY	0- 1	6- 1	4- 0				
1- 2	0- 1	0- 0	NEUTRAL	0- 0	1- 1	1- 0				
5- 6	0- 3	0- 0	NON-CONFERENCE	0- 2	5- 1	5- 0				
3- 1	0- 0	0- 0	HOME	0- 1	3- 0	3- 0				
1- 3	0- 2	0- 0	AWAY	0- 1	1- 0	1- 0				
1- 2	0- 1	0- 0	NEUTRAL	0- 0	1- 1	1- 0				
8- 4	0- 0	0- 0	CONFERENCE	0- 0	8- 4	6- 0				
3- 2	0- 0	0- 0	HOME	0- 0	3- 2	3- 0				
5- 2	0- 0	0- 0	AWAY	0- 0	5- 2	3- 0				
0- 0	0- 0	0- 0	NEUTRAL	0- 0	0- 0	0- 0				

RPI 1-25				RPI 26-50				RPI 51-100				RPI 101+ Team's RPI: 159			
RPI	S	Opponent	Score	RPI	S	Opponent	Score	RPI	S	Opponent	Score	RPI	S	Opponent	Score
3	N	Mississippi St.	37 94					64	A	Toledo	55 79	114	A	Little Rock	43 78
17	A	Texas A&M	62 83					96	H	Auburn	60 70	121	H	South Ala.	57 72
25	A	LSU	45 60									129	N	Cleveland St.	45 54
												153	A	Texas St.	65 58
												166	H	Troy	55 62
												176	A	UT Arlington	61 63
												187	A	Arkansas St.	77 75
												227	H	New Orleans	66 57
												245	N	Niagara	68 52
												259	H	McNeese	98 86
												271	H	Appalachian St.	61 45
												275	H	Coastal Caro.	59 55
												294	A	Southeastern La.	68 56
												301	H	Alcorn	67 47
												320	A	Georgia St.	75 60
												323	A	Ga. Southern	58 48
												337	A	La.-Monroe	76 48
												337	H	La.-Monroe	63 55
LAST 12 Division I GAMES:															
323	A	Ga. Southern	58 48	176	A	UT Arlington	61 63								
320	A	Georgia St.	75 60	337	H	La.-Monroe	63 55								
337	A	La.-Monroe	76 48	275	H	Coastal Caro.	59 55								
166	H	Troy	55 62	271	H	Appalachian St.	61 45								
121	H	South Ala.	57 72	187	A	Arkansas St.	77 75								
153	A	Texas St.	65 58	114	A	Little Rock	43 78								

Non-Div I Games: Dillard

53 60

Louisiana

Average RPI Win:	222	WON-LOST	WINNING	LAST 10	STRENGTH OF	OPP. STRENGTH	TEAM	ADJ.	CONF.	ADJ CONF.
Average RPI Loss:	148	RECORD	PCT. RANK	GAMES	SCHEDULE	OF SCHEDULE	RPI	RPI	RPI	RPI

DIV. I ONLY	15- 9	99	5- 5	233	202	157	157	18	18
DIV. I NON-CONF.	8- 4	87	0- 0	296	164	180	180	20	20

TOTALS	RPI 1-25	RPI 26-50	W-L RECORDS	RPI 51-100	RPI 101-999	RPI 201+			
15- 9	0- 1	0- 1	OVERALL	2- 2	13- 5	9- 3			
10- 3	0- 0	0- 1	HOME	1- 1	9- 1	8- 0			
4- 5	0- 1	0- 0	AWAY	0- 1	4- 3	1- 2			
1- 1	0- 0	0- 0	NEUTRAL	1- 0	0- 1	0- 1			
8- 4	0- 1	0- 0	NON-CONFERENCE	1- 1	7- 2	5- 1			
6- 1	0- 0	0- 0	HOME	0- 0	6- 1	5- 0			
1- 2	0- 1	0- 0	AWAY	0- 1	1- 0	0- 0			
1- 1	0- 0	0- 0	NEUTRAL	1- 0	0- 1	0- 1			
7- 5	0- 0	0- 1	CONFERENCE	1- 1	6- 3	4- 2			
4- 2	0- 0	0- 1	HOME	1- 1	3- 0	3- 0			
3- 3	0- 0	0- 0	AWAY	0- 0	3- 3	1- 2			
0- 0	0- 0	0- 0	NEUTRAL	0- 0	0- 0	0- 0			

RPI 1-25				RPI 26-50				RPI 51-100				RPI 101+ Team's RPI: 157			
RPI	S	Opponent	Score	RPI	S	Opponent	Score	RPI	S	Opponent	Score	RPI	S	Opponent	Score
9	A	Texas	54 88	48	H	Western Ky.	64 74	80	H	UAB	61 66	114	A	Little Rock	58 49
								83	N	Penn St.	71 59	118	A	Middle Tenn.	66 49
								95	H	Rice	75 55	136	A	UTEP	65 62
								96	A	Auburn	59 75	141	H	Clemson	47 55
												193	A	Southern Miss.	50 65
												195	H	Memphis	65 40
												213	A	Fla. Atlantic	72 86
												221	H	North Texas	61 53
												236	H	Grambling	64 53
												245	N	Niagara	67 73
												259	H	McNeese	78 62
												286	H	Old Dominion	59 45
												296	H	UTSA	63 55
												301	H	Alcorn	87 50
												303	A	FIU	54 57
												322	H	Houston Baptist	85 62
												334	A	Marshall	74 65
												337	H	La.-Monroe	71 49

LAST 12 Division I GAMES:															
136	A	UTEP	65 62	213	A	Fla. Atlantic	72 86								
95	H	Rice	75 55	303	A	FIU	54 57								
80	H	UAB	61 66	334	A	Marshall	74 65								
118	A	Middle Tenn.	66 49	193	A	Southern Miss.	50 65								
48	H	Western Ky.	64 74	296	H	UTSA	63 55								
286	H	Old Dominion	59 45	221	H	North Texas	61 53								

Non-Div I Games: LSU-Alexandria 87 47

Louisiana Tech

Average RPI	Win:	105	WON-LOST	WINNING	LAST 10	STRENGTH OF	OPP. STRENGTH	TEAM	ADJ.	CONF.	ADJ CONF.
Average RPI	Loss:	3	RECORD	PCT. RANK	GAMES	SCHEDULE	OF SCHEDULE	RPI	RPI	RPI	RPI
DIV. I ONLY		25- 2	4	8- 2	16	2	4	4	1	1	
DIV. I NON-CONF.		14- 1	5	0- 1	80	11	9	9	1	1	

TOTALS	RPI 1-25		RPI 26-50		W-L RECORDS		RPI 51-100		RPI 101-999		RPI 201+
25- 2	5- 2		5- 0		OVERALL		5- 0		10- 0		4- 0
14- 1	3- 1		1- 0		HOME		2- 0		8- 0		3- 0
11- 1	2- 1		4- 0		AWAY		3- 0		2- 0		1- 0
0- 0	0- 0		0- 0		NEUTRAL		0- 0		0- 0		0- 0
14- 1	2- 1		2- 0		NON-CONFERENCE		3- 0		7- 0		4- 0
9- 0	1- 0		1- 0		HOME		1- 0		6- 0		3- 0
5- 1	1- 1		1- 0		AWAY		2- 0		1- 0		1- 0
0- 0	0- 0		0- 0		NEUTRAL		0- 0		0- 0		0- 0
11- 1	3- 1		3- 0		CONFERENCE		2- 0		3- 0		0- 0
5- 1	2- 1		0- 0		HOME		1- 0		2- 0		0- 0
6- 0	1- 0		3- 0		AWAY		1- 0		1- 0		0- 0
0- 0	0- 0		0- 0		NEUTRAL		0- 0		0- 0		0- 0

RPI	S	Opponent	Score	RPI	S	Opponent	Score	RPI	S	Opponent	Score	RPI	S	Opponent	Score
1	A	UConn	58 69	28	A	Virginia	77 41	63	H	Virginia Tech	67 56	106	H	Wake Forest	89 52
2	H	Notre Dame	100 67	36	A	Syracuse	84 77	64	H	Tolledo	90 55	118	H	Middle Tenn.	80 26
5	H	Florida St.	49 50	38	A	South Dakota St.	68 64	65	A	Indiana	72 59	130	H	Vanderbilt	79 57
8	A	Ohio St.	95 90	42	H	Michigan	74 49	68	A	Georgia Tech	74 71	141	H	Clemson	65 46
11	H	Oregon	74 61	47	A	Miami (FL)	84 74	97	A	Kentucky	87 63	167	A	Pittsburgh	77 51
16	H	Duke	66 60									196	H	UT Martin	91 56
19	A	NC State	55 47									226	H	Southeast Mo. St.	80 40
												295	H	Murray St.	115 51
												311	A	Air Force	62 50
												333	H	Tennessee St.	95 56

LAST 12 Division I GAMES:															
1	A	UConn	58 69	5	H	Florida St.	49 50								
141	H	Clemson	65 46	167	A	Pittsburgh	77 51								
36	A	Syracuse	84 77	2	H	Notre Dame	100 67								
28	A	Virginia	77 41	63	H	Virginia Tech	67 56								
106	H	Wake Forest	89 52	16	H	Duke	66 60								
47	A	Miami (FL)	84 74	19	A	NC State	55 47								

Non-Div I Games:

Louisville

Average RPI Win:	304	WON-LOST	WINNING	LAST 10	STRENGTH OF	OPP. STRENGTH	TEAM	ADJ.	CONF.	ADJ CONF.
Average RPI Loss:	160	RECORD	PCT. RANK	GAMES	SCHEDULE	OF SCHEDULE	RPI	RPI	RPI	RPI
DIV. I ONLY	5- 18	309	3- 7	265	212	307	307	24	24	
DIV. I NON-CONF.	2- 9	295	0- 0	220	94	283	283	22	22	

TOTALS	RPI 1-25	RPI 26-50	W-L RECORDS	RPI 51-100	RPI 101-999	RPI 201+				
5- 18	0- 2	0- 1	OVERALL	0- 1	5- 14	5- 6				
3- 6	0- 1	0- 0	HOME	0- 0	3- 5	3- 3				
2- 12	0- 1	0- 1	AWAY	0- 1	2- 9	2- 3				
0- 0	0- 0	0- 0	NEUTRAL	0- 0	0- 0	0- 0				
2- 9	0- 2	0- 1	NON-CONFERENCE	0- 0	2- 6	2- 1				
1- 3	0- 1	0- 0	HOME	0- 0	1- 2	1- 0				
1- 6	0- 1	0- 1	AWAY	0- 0	1- 4	1- 1				
0- 0	0- 0	0- 0	NEUTRAL	0- 0	0- 0	0- 0				
3- 9	0- 0	0- 0	CONFERENCE	0- 1	3- 8	3- 5				
2- 3	0- 0	0- 0	HOME	0- 0	2- 3	2- 3				
1- 6	0- 0	0- 0	AWAY	0- 1	1- 5	1- 2				
0- 0	0- 0	0- 0	NEUTRAL	0- 0	0- 0	0- 0				

RPI 1-25				RPI 26-50				RPI 51-100				RPI 101+				Team's RPI: 307
RPI	S	Opponent	Score	RPI	S	Opponent	Score	RPI	S	Opponent	Score	RPI	S	Opponent	Score	
12	H	Green Bay	39 76	32	A	Marquette	30 92	85	A	Drake	46 72	107	A	Butler	52 64	
24	A	DePaul	47 88									108	H	Western Mi ch.	47 65	
												109	A	Missouri St.	36 75	
												113	A	Milwaukee	41 63	
												124	A	Northern Ill.	71 80	
												145	A	UNI	41 70	
												164	A	Southern Ill.	46 62	
												194	H	Youngstown St.	49 73	
												248	A	Bradley	71 61	
												248	H	Bradley	57 59	
												255	A	Illinois St.	49 57	
												255	H	Illinois St.	62 59	
												265	H	Indiana St.	65 73	
												283	A	Valparaiso	60 76	
												283	H	Valparaiso	53 63	
												321	A	Fort Wayne	70 79	
												327	H	Ill. -Chicago	57 55	
												340	A	Chicago St.	46 28	
												349	H	Evansville	82 63	

LAST 12 Division I GAMES:																
283	H	Valparaiso	53 63	164	A	Southern Ill.	46 62									
248	A	Bradley	71 61	283	A	Valparaiso	60 76									
255	A	Illinois St.	49 57	255	H	Illinois St.	62 59									
349	H	Evansville	82 63	248	H	Bradley	57 59									
265	H	Indiana St.	65 73	85	A	Drake	46 72									
109	A	Missouri St.	36 75	145	A	UNI	41 70									

Non-Div I Games:

Loyol a Chi cago

Average RPI Win:	217	WON-LOST	WINNING	LAST 10	STRENGTH OF	OPP. STRENGTH	TEAM	ADJ.	CONF.	ADJ CONF.
Average RPI Loss:	150	RECORD	PCT. RANK	GAMES	SCHEDULE	OF SCHEDULE	RPI	RPI	RPI	RPI
DIV. I ONLY	7- 17	279	5- 5	111	224	231	231	14	14	
DIV. I NON-CONF.	2- 9	295	0- 0	101	284	257	257	18	18	

TOTALS	RPI 1-25	RPI 26-50	W-L RECORDS	RPI 51-100	RPI 101-999	RPI 201+				
7- 17	0- 1	0- 1	OVERALL	0- 3	7- 12	4- 5				
4- 6	0- 0	0- 0	HOME	0- 1	4- 5	3- 2				
3- 11	0- 1	0- 1	AWAY	0- 2	3- 7	1- 3				
0- 0	0- 0	0- 0	NEUTRAL	0- 0	0- 0	0- 0				
2- 9	0- 1	0- 1	NON-CONFERENCE	0- 0	2- 7	1- 3				
1- 3	0- 0	0- 0	HOME	0- 0	1- 3	1- 1				
1- 6	0- 1	0- 1	AWAY	0- 0	1- 4	0- 2				
0- 0	0- 0	0- 0	NEUTRAL	0- 0	0- 0	0- 0				
5- 8	0- 0	0- 0	CONFERENCE	0- 3	5- 5	3- 2				
3- 3	0- 0	0- 0	HOME	0- 1	3- 2	2- 1				
2- 5	0- 0	0- 0	AWAY	0- 2	2- 3	1- 1				
0- 0	0- 0	0- 0	NEUTRAL	0- 0	0- 0	0- 0				

RPI 1-25				RPI 26-50				RPI 51-100				RPI 101+				Team's RPI: 231
RPI	S	Opponent	Score	RPI	S	Opponent	Score	RPI	S	Opponent	Score	RPI	S	Opponent	Score	
13	A	Maryl and	45 114	32	A	Marquette	63 83	58	A	American	56 69	110	H	George Mason	72 80	
								58	H	American	58 71	116	A	Delaware	38 71	
								82	A	Navy	44 73	126	A	Bucknell	68 65	
												133	H	Georgetown	54 72	
												134	A	William & Mary	49 70	
												160	H	Lehigh	67 64	
												175	A	Army West Point	47 62	
												175	H	Army West Point	62 69	
												199	A	Boston U.	56 75	
												201	A	Norfolk St.	61 58	
												237	A	Lafayette	54 65	
												237	H	Lafayette	64 73	
												243	A	Holy Cross	65 58	
												243	H	Holy Cross	77 60	
												260	H	Towson	67 76	
												266	A	St. Francis Brooklyn	47 64	
												267	H	Cornell	78 63	
												269	A	Mt. St. Mary's	63 71	
												278	H	Colgate	70 55	
LAST 12 Division I GAMES:																
237	H	Lafayette	64 73	126	A	Bucknell	68 65	237	A	Lafayette	54 65					
58	A	American	56 69	58	H	American	58 71	243	H	Holy Cross	77 60					
243	A	Holy Cross	65 58	243	H	Holy Cross	77 60	199	A	Boston U.	56 75					
175	A	Army West Point	47 62	175	H	Army West Point	62 69									
160	H	Lehigh	67 64													
278	H	Colgate	70 55													

Non-Div I Games:

Loyola Maryl and

Average RPI Win: 207 WON-LOST RECORD WINNING PCT. RANK LAST 10 GAMES STRENGTH OF SCHEDULE OPP. STRENGTH OF SCHEDULE TEAM RPI ADJ. RPI CONF. RPI ADJ CONF. RPI

DIV. I ONLY	15- 9	99	5- 5	257	125	147	147	13	13
DIV. I NON-CONF.	7- 3	74	0- 0	298	128	155	155	11	11

TOTALS	RPI 1-25	RPI 26-50	W-L RECORDS	RPI 51-100	RPI 101-999	RPI 201+
15- 9	0- 0	0- 2	OVERALL	3- 0	12- 7	10- 3
8- 4	0- 0	0- 1	HOME	2- 0	6- 3	5- 2
7- 5	0- 0	0- 1	AWAY	1- 0	6- 4	5- 1
0- 0	0- 0	0- 0	NEUTRAL	0- 0	0- 0	0- 0
7- 3	0- 0	0- 1	NON-CONFERENCE	1- 0	6- 2	5- 1
4- 2	0- 0	0- 1	HOME	1- 0	3- 1	3- 1
3- 1	0- 0	0- 0	AWAY	0- 0	3- 1	2- 0
0- 0	0- 0	0- 0	NEUTRAL	0- 0	0- 0	0- 0
8- 6	0- 0	0- 1	CONFERENCE	2- 0	6- 5	5- 2
4- 2	0- 0	0- 0	HOME	1- 0	3- 2	2- 1
4- 4	0- 0	0- 1	AWAY	1- 0	3- 3	3- 1
0- 0	0- 0	0- 0	NEUTRAL	0- 0	0- 0	0- 0

RPI 1-25	RPI 26-50	RPI 51-100	RPI 101+	Team's RPI: 147
RPI S Opponent Score	RPI S Opponent Score	RPI S Opponent Score	RPI S Opponent Score	
	49 A Gonzaga 67 77	77 A Saint Mary's (CA) 75 65	104 A Saint Louis 62 60	
	50 H Southern California 70 80	77 H Saint Mary's (CA) 69 57	125 A BYU 52 62	
		92 H Miami (OH) 84 71	125 H BYU 55 67	
			152 A San Francisco 60 78	
			171 H Pacific 75 60	
			191 A SMU 60 63	
			202 H CSUN 68 75	
			203 A San Diego 67 53	
			203 H San Diego 54 60	
			204 H UC Santa Barbara 67 61	
			222 H Eastern Mich. 73 64	
			229 A Pepperdine 74 85	
			229 H Pepperdine 75 60	
			235 A UC Riverside 67 59	
			276 A Santa Clara 65 51	
			277 H Arizona 84 70	
			308 A Portland 63 60	
			308 H Portland 76 55	
			325 A Long Beach St. 84 69	
LAST 12 Division I GAMES:				
	229 A Pepperdine 74 85	308 A Portland 63 60		
	77 A Saint Mary's (CA) 75 65	125 H BYU 55 67		
	308 H Portland 76 55	203 H San Diego 54 60		
	125 A BYU 52 62	152 A San Francisco 60 78		
	203 A San Diego 67 53	49 A Gonzaga 67 77		
	229 H Pepperdine 75 60	276 A Santa Clara 65 51		

Non-Div I Games: Cal St. Dom. Hills 84 52

Loyola Marymount

Average RPI Win: 221

Average RPI Loss: 74

WON-LOST
RECORDWINNING
PCT. RANKLAST 10
GAMESSTRENGTH OF
SCHEDULEOPP. STRENGTH
OF SCHEDULETEAM
RPIADJ.
RPICONF.
RPIADJ CONF.
RPIDIV. I ONLY
DIV. I NON-CONF.15- 9
5- 699
1878- 2
0- 0101
54138
981
7681
7620
2420
24

TOTALS

RPI 1-25

RPI 26-50

W-L RECORDS

RPI 51-100

RPI 101-999

RPI 201+

15- 9

0- 3

0- 1

OVERALL

1- 2

14- 3

7- 0

7- 2

0- 0

0- 0

HOME

1- 0

6- 2

3- 0

7- 7

0- 3

0- 1

AWAY

0- 2

7- 1

3- 0

1- 0

0- 0

0- 0

NEUTRAL

0- 0

1- 0

1- 0

5- 6

0- 3

0- 1

NON-CONFERENCE

1- 1

4- 1

3- 0

2- 1

0- 0

0- 0

HOME

1- 0

1- 1

1- 0

2- 5

0- 3

0- 1

AWAY

0- 1

2- 0

1- 0

1- 0

0- 0

0- 0

NEUTRAL

0- 0

1- 0

1- 0

10- 3

0- 0

0- 0

CONFERENCE

0- 1

10- 2

4- 0

5- 1

0- 0

0- 0

HOME

0- 0

5- 1

2- 0

5- 2

0- 0

0- 0

AWAY

0- 1

5- 1

2- 0

0- 0

0- 0

0- 0

NEUTRAL

0- 0

0- 0

0- 0

RPI 1-25

RPI 26-50

RPI 51-100

Team's RPI: 81

RPI 101+

RPI	S	Opponent	Score
3	A	Mississippi St.	43 83
8	A	Ohio St.	70 83
16	A	Duke	39 69

RPI	S	Opponent	Score
47	A	Miami (FL)	70 80

RPI	S	Opponent	Score
64	A	Toledo	64 65
78	H	Harvard	76 51
79	A	Albany (NY)	54 68

RPI	S	Opponent	Score
102	H	Tulane	34 42
117	A	Dartmouth	64 51
151	A	Binghamton	61 38
151	H	Binghamton	62 66
155	A	Hartford	59 44
155	H	Hartford	59 56
182	A	New Hampshire	56 46
182	H	New Hampshire	77 46
198	A	Stony Brook	68 76
198	H	Stony Brook	64 56
208	A	Boston College	61 40
290	H	Vermont	64 55
292	H	Bryant	70 68
302	N	Kennesaw St.	75 39
329	A	UMBC	64 50
329	H	UMBC	69 36
347	A	UMass Lowell	69 51

LAST 12 Division I GAMES:

198	A	Stony Brook	68 76	182	A	New Hampshire	56 46
182	H	New Hampshire	77 46	155	A	Hartford	59 44
155	H	Hartford	59 56	290	H	Vermont	64 55
151	A	Binghamton	61 38	79	A	Albany (NY)	54 68
347	A	UMass Lowell	69 51	329	A	UMBC	64 50
329	H	UMBC	69 36	151	H	Binghamton	62 66

Non-Div I Games:

Maine Maritime

89 49

Me.-Fort Kent

100 40

Maine

Loss,
Non-Conf,
S Site,
H Home
A Away
N Neutral

Average RPI Win:	291	WON-LOST	WINNING	LAST 10	STRENGTH OF	OPP. STRENGTH	TEAM	ADJ.	CONF.	ADJ CONF.
Average RPI Loss:	164	RECORD	PCT. RANK	GAMES	SCHEDULE	OF SCHEDULE	RPI	RPI	RPI	RPI
DIV. I ONLY	10- 15	227	5- 5	262	280	253	253	28	28	
DIV. I NON-CONF.	3- 8	268	0- 0	105	230	219	219	26	26	

TOTALS	RPI 1-25	RPI 26-50	W-L RECORDS	RPI 51-100	RPI 101-999	RPI 201+				
10- 15	0- 0	0- 2	OVERALL	0- 4	10- 9	10- 6				
7- 3	0- 0	0- 0	HOME	0- 3	7- 0	7- 0				
2- 12	0- 0	0- 2	AWAY	0- 1	2- 9	2- 6				
1- 0	0- 0	0- 0	NEUTRAL	0- 0	1- 0	1- 0				
3- 8	0- 0	0- 2	NON-CONFERENCE	0- 3	3- 3	3- 1				
1- 2	0- 0	0- 0	HOME	0- 2	1- 0	1- 0				
1- 6	0- 0	0- 2	AWAY	0- 1	1- 3	1- 1				
1- 0	0- 0	0- 0	NEUTRAL	0- 0	1- 0	1- 0				
7- 7	0- 0	0- 0	CONFERENCE	0- 1	7- 6	7- 5				
6- 1	0- 0	0- 0	HOME	0- 1	6- 0	6- 0				
1- 6	0- 0	0- 0	AWAY	0- 0	1- 6	1- 5				
0- 0	0- 0	0- 0	NEUTRAL	0- 0	0- 0	0- 0				

RPI 1-25				RPI 26-50				RPI 51-100				RPI 101+ Team's RPI: 253			
RPI	S	Opponent	Score	RPI	S	Opponent	Score	RPI	S	Opponent	Score	RPI	S	Opponent	Score
28	A	Vi rgi ni a	47 69	55	H	Qui nni pi ac	64 80	168	A	Mar i st	40 65				
35	A	Cal i forni a	66 87	71	H	Fordham	48 54	182	A	New Hampshi re	55 68				
				79	H	Al bany (NY)	56 62	198	A	Stony Brook	59 74				
				83	A	Penn St.	46 78	206	A	Si ena	51 56				
								245	A	Ni agara	64 65				
								245	H	Ni agara	82 64				
								258	A	Fai rfi el d	52 55				
								258	H	Fai rfi el d	55 44				
								266	H	St. Franci s Brookl yn	57 54				
								273	A	Ri der	51 67				
								279	A	LIU Brookl yn	72 38				
								287	A	Sacred Heart	61 65				
								289	A	Can i si us	59 56				
								289	H	Can i si us	58 39				
								293	A	Monmouth	59 63				
								293	H	Monmouth	63 53				
								306	N	Coppi n St.	74 56				
								338	H	I ona	67 63				
								345	H	Saint Peter' s	76 64				
LAST 12 Di vi si on I GAMES:															
293	A	Monmouth	59 63	206	A	Si ena	51 56								
258	H	Fai rfi el d	55 44	338	H	I ona	67 63								
245	H	Ni agara	82 64	245	A	Ni agara	64 65								
258	A	Fai rfi el d	52 55	289	A	Can i si us	59 56								
273	A	Ri der	51 67	168	A	Mar i st	40 65								
293	H	Monmouth	63 53	289	H	Can i si us	58 39								

Non-Div I Games:

Manhattan

Average RPI Win:	276	WON-LOST	WINNING	LAST 10	STRENGTH OF	OPP. STRENGTH	TEAM	ADJ.	CONF.	ADJ CONF.
Average RPI Loss:	124	RECORD	PCT. RANK	GAMES	SCHEDULE	OF SCHEDULE	RPI	RPI	RPI	RPI
DIV. I ONLY	16- 10	110	8- 2	285	255	168	168	28	28	
DIV. I NON-CONF.	4- 8	239	0- 0	198	148	235	235	26	26	

TOTALS	RPI 1-25	RPI 26-50	W-L RECORDS	RPI 51-100	RPI 101-999	RPI 201+				
16- 10	0- 0	0- 1	OVERALL	0- 3	16- 6	15- 2				
9- 2	0- 0	0- 0	HOME	0- 1	9- 1	9- 0				
7- 6	0- 0	0- 0	AWAY	0- 1	7- 5	6- 2				
0- 2	0- 0	0- 1	NEUTRAL	0- 1	0- 0	0- 0				
4- 8	0- 0	0- 1	NON-CONFERENCE	0- 2	4- 5	3- 1				
2- 2	0- 0	0- 0	HOME	0- 1	2- 1	2- 0				
2- 4	0- 0	0- 0	AWAY	0- 0	2- 4	1- 1				
0- 2	0- 0	0- 1	NEUTRAL	0- 1	0- 0	0- 0				
12- 2	0- 0	0- 0	CONFERENCE	0- 1	12- 1	12- 1				
7- 0	0- 0	0- 0	HOME	0- 0	7- 0	7- 0				
5- 2	0- 0	0- 0	AWAY	0- 1	5- 1	5- 1				
0- 0	0- 0	0- 0	NEUTRAL	0- 0	0- 0	0- 0				

RPI	S	Opponent	Score	RPI	S	Opponent	Score	RPI	S	Opponent	Score	RPI	S	Opponent	Score
				50	N	Southern Cal i forni a	57 78	53	N	Purdue	47 61	101	A	Seton Hal l	60 85
								55	A	Qui nni pi ac	56 62	117	H	Dartmouth	51 60
								82	H	Navy	70 77	138	A	Northeastern	72 78
												181	A	Temple	77 83
												199	A	Boston U.	80 52
												206	A	Si ena	53 58
												206	H	Si ena	73 54
												243	H	Hol y Cross	85 74
												245	A	Ni agara	84 78
												252	A	Hawai i	63 70
												253	H	Manhattan	65 40
												258	H	Fai rfi el d	71 63
												273	A	Ri der	80 69
												273	H	Ri der	68 67
												285	A	Massachusetts	88 60
												289	A	Can i si us	78 53
												289	H	Can i si us	58 47
												293	A	Monmouth	85 57
												293	H	Monmouth	69 46
												332	H	Rhode Island	64 42
												338	H	I ona	75 55
												345	A	Saint Peter's	86 53
LAST 12 Di vi si on I GAMES:															
				289	H	Can i si us	58 47	273	H	Ri der	68 67				
				293	A	Monmouth	85 57	206	A	Si ena	53 58				
				206	H	Si ena	73 54	258	H	Fai rfi el d	71 63				
				338	H	I ona	75 55	55	A	Qui nni pi ac	56 62				
				289	A	Can i si us	78 53	253	H	Manhattan	65 40				
				245	A	Ni agara	84 78	345	A	Saint Peter's	86 53				

Non-Di v I Games:

Marist

Average RPI	Win:	148	WON-LOST	WINNING	LAST 10	STRENGTH OF	OPP. STRENGTH	TEAM	ADJ.	CONF.	ADJ CONF.
Average RPI	Loss:	43	RECORD	PCT. RANK	GAMES	SCHEDULE	OF SCHEDULE	RPI	RPI	RPI	RPI
DIV. I ONLY		17- 8		71	7- 3	41	43	32	32	6	6
DIV. I NON-CONF.		6- 5		153	0- 0	25	49	56	56	6	6

TOTALS	RPI 1-25		RPI 26-50		W-L RECORDS	RPI 51-100		RPI 101-999		RPI 201+	
17- 8	2- 4		1- 2		OVERALL	1- 1		13- 1		5- 0	
10- 1	1- 0		0- 1		HOME	1- 0		8- 0		3- 0	
6- 6	1- 3		1- 1		AWAY	0- 1		4- 1		1- 0	
1- 1	0- 1		0- 0		NEUTRAL	0- 0		1- 0		1- 0	
6- 5	0- 3		0- 1		NON-CONFERENCE	0- 1		6- 0		3- 0	
4- 0	0- 0		0- 0		HOME	0- 0		4- 0		2- 0	
1- 4	0- 2		0- 1		AWAY	0- 1		1- 0		0- 0	
1- 1	0- 1		0- 0		NEUTRAL	0- 0		1- 0		1- 0	
11- 3	2- 1		1- 1		CONFERENCE	1- 0		7- 1		2- 0	
6- 1	1- 0		0- 1		HOME	1- 0		4- 0		1- 0	
5- 2	1- 1		1- 0		AWAY	0- 0		3- 1		1- 0	
0- 0	0- 0		0- 0		NEUTRAL	0- 0		0- 0		0- 0	

RPI 1-25					RPI 26-50					Team's RPI: 32					RPI 51-100					RPI 101+				
RPI	S	Opponent	Score		RPI	S	Opponent	Score		RPI	S	Opponent	Score		RPI	S	Opponent	Score						
2	A	Notre Dame	85	91	37	A	Creighton	92	77	52	H	St. John's (NY)	74	72	101	H	Seton Hall	97	84					
7	N	Tennessee	99	101	37	H	Creighton	73	74	86	A	New Mexico	87	88	107	A	Butler	78	59					
12	A	Green Bay	55	63	42	A	Michigan	76	82						107	H	Butler	69	67					
23	A	Villanova	67	57											113	A	Milwaukee	83	68					
24	A	DePaul	83	95											133	A	Georgetown	58	85					
24	H	DePaul	93	81											175	H	Army West Point	83	53					
															185	H	Wisconsin	88	65					
															192	A	Providence	77	60					
															192	H	Providence	94	61					
															214	A	Xavier	80	63					
															214	H	Xavier	88	67					
															231	H	Loyola Maryland	83	63					
															240	N	Montana	87	68					
															307	H	Loyola Chicago	92	30					

LAST 12 Division I GAMES:																								
107	A	Butler	78	59	133	A	Georgetown	58	85															
214	A	Xavier	80	63	214	H	Xavier	88	67															
37	H	Creighton	73	74	107	H	Butler	69	67															
192	H	Providence	94	61	192	A	Providence	77	60															
24	A	DePaul	83	95	37	A	Creighton	92	77															
23	A	Villanova	67	57	24	H	DePaul	93	81															

Non-Div I Games:

Marquette

Average RPI Win:	317	WON-LOST	WINNING	LAST 10	STRENGTH OF	OPP. STRENGTH	TEAM	ADJ.	CONF.	ADJ CONF.
Average RPI Loss:	168	RECORD	PCT. RANK	GAMES	SCHEDULE	OF SCHEDULE	RPI	RPI	RPI	RPI
DIV. I ONLY	5- 17	304	1- 9	318	176	334	334	18	18	
DIV. I NON-CONF.	4- 7	226	0- 0	330	190	324	324	20	20	

TOTALS	RPI 1-25	RPI 26-50	W-L RECORDS	RPI 51-100	RPI 101-999	RPI 201+				
5- 17	0- 0	0- 1	OVERALL	0- 4	5- 12	5- 5				
4- 9	0- 0	0- 1	HOME	0- 3	4- 5	4- 2				
1- 8	0- 0	0- 0	AWAY	0- 1	1- 7	1- 3				
0- 0	0- 0	0- 0	NEUTRAL	0- 0	0- 0	0- 0				
4- 7	0- 0	0- 0	NON-CONFERENCE	0- 3	4- 4	4- 1				
3- 4	0- 0	0- 0	HOME	0- 2	3- 2	3- 1				
1- 3	0- 0	0- 0	AWAY	0- 1	1- 2	1- 0				
0- 0	0- 0	0- 0	NEUTRAL	0- 0	0- 0	0- 0				
1- 10	0- 0	0- 1	CONFERENCE	0- 1	1- 8	1- 4				
1- 5	0- 0	0- 1	HOME	0- 1	1- 3	1- 1				
0- 5	0- 0	0- 0	AWAY	0- 0	0- 5	0- 3				
0- 0	0- 0	0- 0	NEUTRAL	0- 0	0- 0	0- 0				

RPI 1-25				RPI 26-50				RPI 51-100				RPI 101+				Team's RPI: 30
RPI	S	Opponent	Score	RPI	S	Opponent	Score	RPI	S	Opponent	Score	RPI	S	Opponent	Score	
48	H	Western Ky.	66 86	75	H	Ohio	52 54	118	H	Middle Tenn.	57 73					
				80	H	UAB	62 69	129	A	Cleveland St.	76 85					
				83	H	Penn St.	65 80	157	H	Louisiana Tech	65 74					
				97	A	Kentucky	39 69	162	A	Florida	69 74					
								164	H	Southern Ill.	59 64					
								186	A	Charlotte	61 67					
								193	A	Southern Miss.	61 70					
								213	A	Fla. Atlantic	59 79					
								261	H	Morgan St.	73 68					
								271	H	Appalachian St.	54 56					
								286	A	Old Dominion	53 69					
								296	H	UTSA	59 72					
								303	A	FIU	54 67					
								303	H	FIU	78 75					
								333	A	Tennessee St.	71 65					
								341	H	Winthrop	70 40					
								348	H	Longwood	90 45					
LAST 12 Division I GAMES:																
80	H	UAB	62 69	48	H	Western Ky.	66 86									
296	H	UTSA	59 72	286	A	Old Dominion	53 69									
193	A	Southern Miss.	61 70	157	H	Louisiana Tech	65 74									
186	A	Charlotte	61 67	303	A	FIU	54 67									
303	H	FIU	78 75	213	A	Fla. Atlantic	59 79									
118	H	Middle Tenn.	57 73	333	A	Tennessee St.	71 65									

Non-Div I Games: Ky. Christian 111 38 Alice Lloyd 96 46

Marshall

Average RPI Win:	136	WON-LOST	WINNING	LAST 10	STRENGTH OF	OPP. STRENGTH	TEAM	ADJ.	CONF.	ADJ CONF.
Average RPI Loss:	24	RECORD	PCT. RANK	GAMES	SCHEDULE	OF SCHEDULE	RPI	RPI	RPI	RPI
DIV. I ONLY	22- 3	9	6- 0	65	12	13	13	3	3	
DIV. I NON-CONF.	11- 2	22	1- 0	125	39	36	36	4	4	

TOTALS	RPI 1-25	RPI 26-50	W-L RECORDS	RPI 51-100	RPI 101-999	RPI 201+				
22- 3	2- 2	4- 0	OVERALL	6- 1	10- 0	8- 0				
11- 2	2- 1	1- 0	HOME	3- 1	5- 0	5- 0				
10- 1	0- 1	3- 0	AWAY	3- 0	4- 0	2- 0				
1- 0	0- 0	0- 0	NEUTRAL	0- 0	1- 0	1- 0				
11- 2	0- 2	2- 0	NON-CONFERENCE	2- 0	7- 0	7- 0				
6- 1	0- 1	0- 0	HOME	2- 0	4- 0	4- 0				
4- 1	0- 1	2- 0	AWAY	0- 0	2- 0	2- 0				
1- 0	0- 0	0- 0	NEUTRAL	0- 0	1- 0	1- 0				
11- 1	2- 0	2- 0	CONFERENCE	4- 1	3- 0	1- 0				
5- 1	2- 0	1- 0	HOME	1- 1	1- 0	1- 0				
6- 0	0- 0	1- 0	AWAY	3- 0	2- 0	0- 0				
0- 0	0- 0	0- 0	NEUTRAL	0- 0	0- 0	0- 0				

RPI	S	Opponent	Score	RPI	S	Opponent	Score	RPI	S	Opponent	Score	RPI	S	Opponent	Score
1	A	UConn	72 97	26	A	Rutgers	72 54	54	A	Michigan St.	76 68	184	A	Northwestern	68 65
8	H	Ohio St.	99 69	26	H	Rutgers	88 60	54	H	Michigan St.	68 82	185	A	Wisconsin	71 44
18	H	South Carolina	86 94	28	A	Virginia	60 59	65	H	Indiana	74 70	211	H	Illinois	100 65
21	H	Iowa	80 64	47	A	Miami (FL)	79 71	66	A	Nebraska	64 57	212	A	Akron	75 54
								79	H	Albany (NY)	91 58	231	H	Loyola Maryland	114 45
								83	A	Penn St.	69 65	245	H	Niagara	92 65
								91	H	George Washington	80 54	247	H	Howard	111 49
												269	H	Mt. St. Mary's	97 57
												302	N	Kennesaw St.	89 35
												306	A	Coppin St.	113 49

LAST 12 Division I GAMES:															
47	A	Miami (FL)	79 71	8	H	Ohio St.	99 69	65	H	Indiana	74 70	54	H	Michigan St.	68 82
26	A	Rutgers	72 54	26	H	Rutgers	88 60	185	A	Wisconsin	71 44	21	H	Iowa	80 64
54	A	Michigan St.	76 68	47	A	Northwestern	68 65	83	A	Penn St.	69 65				

Non-Div I Games:

Maryland

Average RPI		Win: 282	WON-LOST RECORD	WINNING PCT. RANK	LAST 10 GAMES	STRENGTH OF SCHEDULE	OPP. STRENGTH OF SCHEDULE	TEAM RPI	ADJ. RPI	CONF. RPI	ADJ. CONF. RPI
Loss: 160											
DIV. I ONLY		9- 14	236	3- 7	327	204	285	285	12	12	
DIV. I NON-CONF.		6- 5	153	0- 0	345	309	289	289	10	10	
TOTALS		RPI 1-25	RPI 26-50	W-L RECORDS		RPI 51-100	RPI 101-999	RPI 201+			
9- 14	0- 0		0- 1	OVERALL		1- 2	8- 11	8- 3			
5- 6	0- 0		0- 1	HOME		1- 1	4- 4	4- 0			
3- 8	0- 0		0- 0	AWAY		0- 1	3- 7	3- 3			
1- 0	0- 0		0- 0	NEUTRAL		0- 0	1- 0	1- 0			
6- 5	0- 0		0- 0	NON-CONFERENCE		1- 0	5- 5	5- 2			
3- 2	0- 0		0- 0	HOME		1- 0	2- 2	2- 0			
2- 3	0- 0		0- 0	AWAY		0- 0	2- 3	2- 2			
1- 0	0- 0		0- 0	NEUTRAL		0- 0	1- 0	1- 0			
3- 9	0- 0		0- 1	CONFERENCE		0- 2	3- 6	3- 1			
2- 4	0- 0		0- 1	HOME		0- 1	2- 2	2- 0			
1- 5	0- 0		0- 0	AWAY		0- 1	1- 4	1- 1			
0- 0	0- 0		0- 0	NEUTRAL		0- 0	0- 0	0- 0			

RPI 1-25				RPI 26-50				RPI 51-100				RPI 101+ Team's RPI: 285			
RPI	S	Opponent	Score	RPI	S	Opponent	Score	RPI	S	Opponent	Score	RPI	S	Opponent	Score
				39	H	Dayton	49 78	67	A	Duquesne	57 60	104	A	Saint Louis	63 64
								71	H	Fordham	51 62	110	A	George Mason	60 71
								88	H	Liberty	64 61	138	H	Northeastern	54 64
												158	A	Davidson	81 87
												163	H	Saint Joseph's	79 84
												168	H	Marist	60 88
												169	A	North Dakota	52 82
												200	H	Richmond	39 51
												231	H	La Salle	69 66
												256	A	St. Bonaventure	59 69
												260	H	Towson	72 49
												284	A	North Dakota St.	70 82
												288	H	VCU	79 75
												315	A	Incarnate Word	64 45
												319	A	UTRGV	59 67
												332	A	Rhode Island	61 59
												336	N	Mississippi Val.	85 46
												345	H	Saint Peter's	81 65
												347	A	UMass Lowell	73 63
LAST 12 Division I GAMES:															
				110	A	George Mason	60 71	288	H	VCU	79 75				
				39	H	Dayton	49 78	104	A	Saint Louis	63 64				
				231	H	La Salle	69 66	163	H	Saint Joseph's	79 84				
				200	H	Richmond	39 51	256	A	St. Bonaventure	59 69				
				332	A	Rhode Island	61 59	71	H	Fordham	51 62				
				158	A	Davidson	81 87	67	A	Duquesne	57 60				

Non-Div I Games:	Me. -Fort Kent	111	45	Fisher	121	38
------------------	----------------	-----	----	--------	-----	----

Massachusetts

■ Loss, ■ Non-Conf, S Site, H Home A Away N Neutral

Average RPI Win:	315	WON-LOST	WINNING	LAST 10	STRENGTH OF	OPP. STRENGTH	TEAM	ADJ.	CONF.	ADJ CONF.
Average RPI Loss:	150	RECORD	PCT. RANK	GAMES	SCHEDULE	OF SCHEDULE	RPI	RPI	RPI	RPI
DIV. I ONLY	8- 12	227	5- 5	316	216	259	259	26	26	
DIV. I NON-CONF.	1- 7	310	0- 0	97	117	275	275	25	25	

TOTALS	RPI 1-25	RPI 26-50	W-L RECORDS	RPI 51-100	RPI 101-999	RPI 201+				
8- 12	0- 2	0- 0	OVERALL	0- 0	8- 10	8- 4				
3- 5	0- 0	0- 0	HOME	0- 0	3- 5	3- 4				
5- 7	0- 2	0- 0	AWAY	0- 0	5- 5	5- 0				
0- 0	0- 0	0- 0	NEUTRAL	0- 0	0- 0	0- 0				
1- 7	0- 2	0- 0	NON-CONFERENCE	0- 0	1- 5	1- 1				
1- 2	0- 0	0- 0	HOME	0- 0	1- 2	1- 1				
0- 5	0- 2	0- 0	AWAY	0- 0	0- 3	0- 0				
0- 0	0- 0	0- 0	NEUTRAL	0- 0	0- 0	0- 0				
7- 5	0- 0	0- 0	CONFERENCE	0- 0	7- 5	7- 3				
2- 3	0- 0	0- 0	HOME	0- 0	2- 3	2- 3				
5- 2	0- 0	0- 0	AWAY	0- 0	5- 2	5- 0				
0- 0	0- 0	0- 0	NEUTRAL	0- 0	0- 0	0- 0				

RPI 1-25				RPI 26-50				RPI 51-100				RPI 101+ Team's RPI: 259			
RPI	S	Opponent	Score	RPI	S	Opponent	Score	RPI	S	Opponent	Score	RPI	S	Opponent	Score
6	A	Baylor	34 95									102	H	Tulane	66 70
9	A	Texas	34 100									111	A	Lamar University	58 83
												132	A	SFA	58 73
												157	A	Louisiana Tech	62 78
												159	A	Louisiana	86 98
												191	A	SMU	59 65
												216	H	Abilene Christian	75 80
												227	H	New Orleans	64 77
												236	H	Grambling	60 75
												249	H	Nicholls St.	54 61
												294	A	Southeastern La.	77 65
												294	H	Southeastern La.	69 47
												312	A	Northwestern St.	60 44
												312	H	Northwestern St.	72 67
												315	A	Incarinate Word	66 57
												322	A	Houston Baptist	86 74
												331	A	Sam Houston St.	66 63
												337	H	La.-Monroe	65 61
LAST 12 Division I GAMES:															
294	H	Southeastern La.	69 47	294	A	Southeastern La.	77 65								
132	A	SFA	58 73	249	H	Nicholls St.	54 61								
312	A	Northwestern St.	60 44	227	H	New Orleans	64 77								
331	A	Sam Houston St.	66 63	216	H	Abilene Christian	75 80								
111	A	Lamar University	58 83	312	H	Northwestern St.	72 67								
322	A	Houston Baptist	86 74	315	A	Incarinate Word	66 57								

Non-Div I Games: LSU-Alexandria 73 53 Louisiana Col. 84 46 Southern-N. O. 76 61

McNeese

Average RPI Win:	209	WON-LOST	WINNING	LAST 10	STRENGTH OF	OPP. STRENGTH	TEAM	ADJ.	CONF.	ADJ CONF.
Average RPI Loss:	98	RECORD	PCT. RANK	GAMES	SCHEDULE	OF SCHEDULE	RPI	RPI	RPI	RPI
DIV. I ONLY	7- 17	279	2- 8	47	86	195	195	7	7	
DIV. I NON-CONF.	5- 8	220	1- 0	96	149	212	212	7	7	

TOTALS	RPI 1-25	RPI 26-50	W-L RECORDS	RPI 51-100	RPI 101-999	RPI 201+				
7- 17	0- 4	0- 2	OVERALL	1- 2	6- 9	4- 1				
5- 7	0- 1	0- 1	HOME	1- 1	4- 4	4- 1				
2- 7	0- 1	0- 1	AWAY	0- 1	2- 4	0- 0				
0- 3	0- 2	0- 0	NEUTRAL	0- 0	0- 1	0- 0				
5- 8	0- 2	0- 0	NON-CONFERENCE	1- 1	4- 5	3- 1				
4- 3	0- 0	0- 0	HOME	1- 1	3- 2	3- 1				
1- 2	0- 0	0- 0	AWAY	0- 0	1- 2	0- 0				
0- 3	0- 2	0- 0	NEUTRAL	0- 0	0- 1	0- 0				
2- 9	0- 2	0- 2	CONFERENCE	0- 1	2- 4	1- 0				
1- 4	0- 1	0- 1	HOME	0- 0	1- 2	1- 0				
1- 5	0- 1	0- 1	AWAY	0- 1	1- 2	0- 0				
0- 0	0- 0	0- 0	NEUTRAL	0- 0	0- 0	0- 0				

RPI 1-25				RPI 26-50				RPI 51-100				RPI 101+ Team's RPI: 195			
RPI	S	Opponent	Score	RPI	S	Opponent	Score	RPI	S	Opponent	Score	RPI	S	Opponent	Score
1	A	UConn	49 97	27	H	South Fla.	62 81	62	A	Houston	55 66	114	A	Little Rock	57 86
1	H	UConn	36 93	40	A	UCF	41 61	69	H	IUPUI	57 80	130	A	Vanderbilt	71 60
8	N	Ohio St.	69 100					80	H	UAB	64 62	135	A	Cincinnati	53 64
24	N	DePaul	67 81									149	N	Kent St.	55 70
												156	A	Wichita St.	61 69
												156	H	Wichita St.	64 77
												157	A	Louisiana Tech	40 65
												164	H	Southern Ill.	56 68
												170	A	Tulsa	69 48
												191	H	SMU	35 53
												207	H	East Carolina	72 36
												211	H	Illinois	47 63
												236	H	Grambling	57 48
												309	H	Jackson St.	64 53
												333	H	Tennessee St.	79 75

LAST 12 Division I GAMES:															
191	H	SMU	35 53	27	H	South Fla.	62 81	170	A	Tulsa	69 48				
62	A	Houston	55 66	40	A	UCF	41 61	156	A	Wichita St.	61 69				
156	H	Wichita St.	64 77	1	H	UConn	36 93	207	H	East Carolina	72 36				
1	H	UConn	36 93	135	A	Cincinnati	53 64	1	A	UConn	49 97				
								236	H	Grambling	57 48				

Non-Div I Games:

Memphis

Average RPI Win: 210
Average RPI Loss: 35

WON-LOST
RECORD

WINNING
PCT. RANK

LAST 10
GAMES

STRENGTH OF
SCHEDULE

OPP. STRENGTH
OF SCHEDULE

TEAM
RPI

ADJ.
RPI

CONF.
RPI

ADJ CONF.
RPI

DIV. I ONLY	23- 2	5	10- 0	234	157	56	56	17	17
DIV. I NON-CONF.	13- 2	20	2- 0	237	155	65	65	16	16
<hr/>									
TOTALS	RPI 1-25	RPI 26-50	W-L RECORDS	RPI 51-100	RPI 101-999	RPI 201+			
23- 2	0- 1	1- 1	OVERALL	2- 0	20- 0	12- 0			
11- 1	0- 1	0- 0	HOME	1- 0	10- 0	7- 0			
11- 0	0- 0	1- 0	AWAY	1- 0	9- 0	4- 0			
1- 1	0- 0	0- 1	NEUTRAL	0- 0	1- 0	1- 0			
13- 2	0- 1	1- 1	NON-CONFERENCE	1- 0	11- 0	8- 0			
6- 1	0- 1	0- 0	HOME	1- 0	5- 0	4- 0			
6- 0	0- 0	1- 0	AWAY	0- 0	5- 0	3- 0			
1- 1	0- 0	0- 1	NEUTRAL	0- 0	1- 0	1- 0			
10- 0	0- 0	0- 0	CONFERENCE	1- 0	9- 0	4- 0			
5- 0	0- 0	0- 0	HOME	0- 0	5- 0	3- 0			
5- 0	0- 0	0- 0	AWAY	1- 0	4- 0	1- 0			
0- 0	0- 0	0- 0	NEUTRAL	0- 0	0- 0	0- 0			

RPI 1-25				RPI 26-50				RPI 51-100				Team's RPI : 56				RPI 101+			
RPI	S	Opponent	Score	RPI	S	Opponent	Score	RPI	S	Opponent	Score	RPI	S	Opponent	Score	RPI	S	Opponent	Score
22	H	Georgia	54 72	40	A	UCF	73 64	91	H	George Washington	61 44	103	A	North Carolina	97 86				
				48	N	Western Ky.	62 67	99	A	Chattanooga	71 50	122	A	ETSU	85 65				
												158	H	Davi dson	69 54				
												161	A	Samford	73 59				
												161	H	Samford	48 45				
												186	A	Charlotte	90 74				
												188	A	Furman	86 64				
												188	H	Furman	65 53				
												213	A	Fla. Atlantic	66 55				
												220	H	UNCG	80 57				
												225	A	UNC Asheville	67 56				
												246	A	Campbel l	58 57				
												247	H	Howard	70 44				
												288	N	VCU	70 54				
												298	A	Wofford	71 46				
												298	H	Wofford	80 39				
												310	H	Western Caro.	72 50				
												316	H	South Carolina St.	74 53				
												323	H	Ga. Southern	72 45				
												341	H	Winthrop	93 45				
LAST 12 Division I GAMES:																			
161	H	Samford	48 45	220	H	UNCG	80 57												
298	H	Wofford	80 39	161	A	Samford	73 59												
188	H	Furman	65 53	188	A	Furman	86 64												
99	A	Chattanooga	71 50	298	A	Wofford	71 46												
122	A	ETSU	85 65	186	A	Charlotte	90 74												
310	H	Western Caro.	72 50	103	A	North Carolina	97 86												

Average RPI Win:	147	WON-LOST	WINNING	LAST 10	STRENGTH OF	OPP. STRENGTH	TEAM	ADJ.	CONF.	ADJ CONF.
Average RPI Loss:	41	RECORD	PCT. RANK	GAMES	SCHEDULE	OF SCHEDULE	RPI	RPI	RPI	RPI
DIV. I ONLY	17- 8	71	6- 4	35	24	47	47	1	1	
DIV. I NON-CONF.	10- 3	52	0- 0	176	79	95	95	1	1	

TOTALS	RPI 1-25	RPI 26-50	W-L RECORDS	RPI 51-100	RPI 101-999	RPI 201+				
17- 8	2- 5	1- 0	OVERALL	4- 1	10- 2	6- 0				
11- 5	2- 3	1- 0	HOME	3- 1	5- 1	4- 0				
4- 3	0- 2	0- 0	AWAY	1- 0	3- 1	1- 0				
2- 0	0- 0	0- 0	NEUTRAL	0- 0	2- 0	1- 0				
10- 3	0- 1	0- 0	NON-CONFERENCE	3- 1	7- 1	5- 0				
8- 2	0- 1	0- 0	HOME	3- 1	5- 0	4- 0				
0- 1	0- 0	0- 0	AWAY	0- 0	0- 1	0- 0				
2- 0	0- 0	0- 0	NEUTRAL	0- 0	2- 0	1- 0				
7- 5	2- 4	1- 0	CONFERENCE	1- 0	3- 1	1- 0				
3- 3	2- 2	1- 0	HOME	0- 0	0- 1	0- 0				
4- 2	0- 2	0- 0	AWAY	1- 0	3- 0	1- 0				
0- 0	0- 0	0- 0	NEUTRAL	0- 0	0- 0	0- 0				

RPI 1-25				RPI 26-50				RPI 51-100				RPI 101+			
RPI	S	Opponent	Score	RPI	S	Opponent	Score	RPI	S	Opponent	Score	RPI	S	Opponent	Score
2	A	Notre Dame	76 83	36	H	Syracuse	72 67	52	H	St. John's (NY)	64 74	103	A	North Carolina	92 72
4	H	Louisville	74 84					54	H	Michigan St.	67 57	106	H	Wake Forest	50 61
5	A	Florida St.	67 105					63	A	Virginia Tech	82 78	123	H	Bethune-Cookman	85 39
5	H	Florida St.	71 91					81	H	Maine	80 70	141	A	Clemson	72 60
13	H	Maryland	71 79					97	H	Kentucky	65 54	143	A	Colorado	61 67
16	H	Duke	51 48									164	N	Southern Ill.	75 65
19	H	NC State	52 48									208	A	Boston College	65 43

Average RPI	Win:	199	WON-LOST	WINNING	LAST 10	STRENGTH OF	OPP. STRENGTH	TEAM	ADJ.	CONF.	ADJ CONF.
Average RPI	Loss:	86	RECORD	PCT. RANK	GAMES	SCHEDULE	OF SCHEDULE	RPI	RPI	RPI	RPI
DIV. I ONLY		15- 9		99	6- 4	115	139	92	92	8	8
DIV. I NON-CONF.		8- 3		65	0- 0	255	320	103	103	8	8

TOTALS	RPI 1-25		RPI 26-50		W-L RECORDS	RPI 51-100		RPI 101-999		RPI 201+	
15- 9	0- 2		0- 2		OVERALL	3- 1		12- 4		9- 1	
9- 3	0- 1		0- 1		HOME	2- 0		7- 1		6- 1	
5- 6	0- 1		0- 1		AWAY	1- 1		4- 3		3- 0	
1- 0	0- 0		0- 0		NEUTRAL	0- 0		1- 0		0- 0	
8- 3	0- 0		0- 0		NON-CONFERENCE	1- 1		7- 2		6- 0	
5- 0	0- 0		0- 0		HOME	0- 0		5- 0		5- 0	
2- 3	0- 0		0- 0		AWAY	1- 1		1- 2		1- 0	
1- 0	0- 0		0- 0		NEUTRAL	0- 0		1- 0		0- 0	
7- 6	0- 2		0- 2		CONFERENCE	2- 0		5- 2		3- 1	
4- 3	0- 1		0- 1		HOME	2- 0		2- 1		1- 1	
3- 3	0- 1		0- 1		AWAY	0- 0		3- 1		2- 0	
0- 0	0- 0		0- 0		NEUTRAL	0- 0		0- 0		0- 0	

RPI 1-25				RPI 26-50				RPI 51-100				RPI 101+			
RPI	S	Opponent	Score	RPI	S	Opponent	Score	RPI	S	Opponent	Score	RPI	S	Opponent	Score
20	A	Buffalo	67 72	29	H	Central Mich.	66 84	53	A	Purdue	66 75	108	A	Western Mich.	70 81
20	H	Buffalo	49 64	41	A	Ball St.	61 86	64	H	Toledo	67 58	124	A	Northern Ill.	77 62
								69	A	IUPUI	96 83	124	H	Northern Ill.	67 65
								75	H	Ohio	64 55	135	A	Cincinnati	62 73
												147	A	Loyola Marymount	71 84
												180	N	Denver	69 52
												205	A	Bowling Green	66 62
												210	H	Jacksonville St.	58 55
												212	H	Akron	75 67
												222	A	Eastern Mich.	73 69
												222	H	Eastern Mich.	59 74
												265	A	Indiana St.	68 56
												283	H	Valparaiso	77 68
												289	H	Cani sus	72 47
												317	H	Detroit Mercy	91 64
												344	H	Florida A&M	73 33

LAST 12 Division I GAMES:															
20	H	Buffalo	49 64	108	A	Western Mich.	70 81								
64	H	Toledo	67 58	212	H	Akron	75 67								
205	A	Bowling Green	66 62	222	H	Eastern Mich.	59 74								
124	A	Northern Ill.	77 62	20	A	Buffalo	67 72								
75	H	Ohio	64 55	29	H	Central Mich.	66 84								
222	A	Eastern Mich.	73 69	41	A	Ball St.	61 86								

Non-Div I Games:

Mi ami (OH)

Average RPI Win:	159	WON-LOST	WINNING	LAST 10	STRENGTH OF	OPP. STRENGTH	TEAM	ADJ.	CONF.	ADJ CONF.
Average RPI Loss:	24	RECORD	PCT. RANK	GAMES	SCHEDULE	OF SCHEDULE	RPI	RPI	RPI	RPI
DIV. I ONLY	20- 7	49	7- 3	88	17	42	42	3	3	
DIV. I NON-CONF.	11- 2	22	0- 0	171	62	47	47	4	4	

TOTALS	RPI 1-25	RPI 26-50	W-L RECORDS	RPI 51-100	RPI 101-999	RPI 201+				
20- 7	1- 4	1- 1	OVERALL	6- 2	12- 0	7- 0				
13- 3	0- 2	1- 0	HOME	4- 1	8- 0	5- 0				
7- 4	1- 2	0- 1	AWAY	2- 1	4- 0	2- 0				
0- 0	0- 0	0- 0	NEUTRAL	0- 0	0- 0	0- 0				
11- 2	0- 2	1- 0	NON-CONFERENCE	2- 0	8- 0	6- 0				
8- 1	0- 1	1- 0	HOME	1- 0	6- 0	4- 0				
3- 1	0- 1	0- 0	AWAY	1- 0	2- 0	2- 0				
0- 0	0- 0	0- 0	NEUTRAL	0- 0	0- 0	0- 0				
9- 5	1- 2	0- 1	CONFERENCE	4- 2	4- 0	1- 0				
5- 2	0- 1	0- 0	HOME	3- 1	2- 0	1- 0				
4- 3	1- 1	0- 1	AWAY	1- 1	2- 0	0- 0				
0- 0	0- 0	0- 0	NEUTRAL	0- 0	0- 0	0- 0				

RPI 1-25				RPI 26-50				Team's RPI: 42				RPI 51-100				RPI 101+			
RPI	S	Opponent	Score	RPI	S	Opponent	Score	RPI	S	Opponent	Score	RPI	S	Opponent	Score	RPI	S	Opponent	Score
2	H	Notre Dame	63 83	26	A	Rutgers	56 63	53	H	Purdue	79 81	110	H	George Mason	75 61				
4	A	Louisville	49 74	32	H	Marquette	82 76	54	A	Michigan St.	61 66	149	H	Kent St.	54 41				
8	A	Ohio St.	84 75					54	H	Michigan St.	74 48	184	A	Northwestern	80 59				
8	H	Ohio St.	71 78					65	H	Indiana	84 79	184	H	Northwestern	84 63				
21	A	Iowa	72 82					66	A	Nebraska	69 64	185	A	Wisconsin	80 57				
								75	A	Ohio	74 61	211	H	Illinois	86 42				
								83	H	Penn St.	89 69	219	H	Oakland	78 69				
								88	H	Liberty	74 50	228	H	North Florida	79 34				
												279	A	LIU Brooklyn	86 49				
												317	A	Detroit Mercy	86 50				
												321	H	Fort Wayne	77 45				
												330	H	Delaware St.	105 36				
LAST 12 Division I GAMES:																			
				54	A	Michigan St.	61 66	211	H	Illinois	86 42								
				184	H	Northwestern	84 63	8	A	Ohio St.	84 75								
				26	A	Rutgers	56 63	66	A	Nebraska	69 64								
				53	H	Purdue	79 81	65	H	Indiana	84 79								
				184	A	Northwestern	80 59	8	H	Ohio St.	71 78								
				54	H	Michigan St.	74 48	185	A	Wisconsin	80 57								

Average RPI Win:	162	WON-LOST	WINNING	LAST 10	STRENGTH OF	OPP. STRENGTH	TEAM	ADJ.	CONF.	ADJ CONF.
Average RPI Loss:	32	RECORD	PCT. RANK	GAMES	SCHEDULE	OF SCHEDULE	RPI	RPI	RPI	RPI

DIV. I ONLY	15- 11	132	3- 7	21	32	54	54	3	3
DIV. I NON-CONF.	10- 3	52	0- 0	93	53	41	41	4	4

TOTALS	RPI 1-25	RPI 26-50	W-L RECORDS	RPI 51-100	RPI 101-999	RPI 201+
15- 11	1- 5	2- 4	OVERALL	2- 2	10- 0	6- 0
8- 4	0- 2	1- 1	HOME	1- 1	6- 0	3- 0
5- 6	1- 2	0- 3	AWAY	1- 1	3- 0	2- 0
2- 1	0- 1	1- 0	NEUTRAL	0- 0	1- 0	1- 0
10- 3	0- 2	1- 1	NON-CONFERENCE	1- 0	8- 0	5- 0
6- 0	0- 0	0- 0	HOME	1- 0	5- 0	3- 0
2- 2	0- 1	0- 1	AWAY	0- 0	2- 0	1- 0
2- 1	0- 1	1- 0	NEUTRAL	0- 0	1- 0	1- 0
5- 8	1- 3	1- 3	CONFERENCE	1- 2	2- 0	1- 0
2- 4	0- 2	1- 1	HOME	0- 1	1- 0	0- 0
3- 4	1- 1	0- 2	AWAY	1- 1	1- 0	1- 0
0- 0	0- 0	0- 0	NEUTRAL	0- 0	0- 0	0- 0

RPI 1-25	RPI 26-50	RPI 51-100	Team's RPI: 54	RPI 101+
RPI S Opponent Score	RPI S Opponent Score	RPI S Opponent Score		RPI S Opponent Score
1 N UConn 62 96	26 H Rutgers 58 61	55 H Qui nni pi ac 74 55		108 H Western Mi ch. 65 62
2 A Notre Dame 59 90	27 N South Fla. 83 73	65 A Indi ana 68 46		122 A ETSU 83 74
8 A Ohio St. 62 78	42 A Mi chi gan 48 74	65 H Indi ana 65 69		142 H Robert Morris 100 58
13 A Maryl and 82 68	42 H Mi chi gan 66 61	83 A Penn St. 59 74		184 H Northwestern 81 51
13 H Maryl and 68 76	43 A Mi nnesota 77 83			211 A Illi noi s 67 55
21 H Iowa 68 71	47 A Mi ami (FL) 57 67			219 H Oakl and 95 63
				254 H Col. of Charleston 107 43
				317 A Detroit Mercy 97 60
				332 H Rhode Isl and 82 38
				336 N Mi ssi ssi ppi Val. 83 64
LAST 12 Di vi si on I GAMES:				
42 H Mi chi gan 66 61	65 H Indi ana 65 69			
13 H Maryl and 68 76	211 A Illi noi s 67 55			
83 A Penn St. 59 74	13 A Maryl and 82 68			
21 H Iowa 68 71	43 A Mi nnesota 77 83			
8 A Ohio St. 62 78	184 H Northwestern 81 51			
42 A Mi chi gan 48 74	26 H Rutgers 58 61			

Non-Di v I Games:

Michigan St.

Average RPI Win:	231	WON-LOST	WINNING	LAST 10	STRENGTH OF	OPP. STRENGTH	TEAM	ADJ.	CONF.	ADJ CONF.
Average RPI Loss:	93	RECORD	PCT. RANK	GAMES	SCHEDULE	OF SCHEDULE	RPI	RPI	RPI	RPI
DIV. I ONLY	15- 9	99	7- 3	198	120	118	118	18	18	
DIV. I NON-CONF.	8- 5	111	1- 0	248	40	119	119	20	20	

TOTALS	RPI 1-25	RPI 26-50	W-L RECORDS	RPI 51-100	RPI 101-999	RPI 201+				
15- 9	0- 1	0- 2	OVERALL	1- 2	14- 4	10- 0				
7- 3	0- 0	0- 0	HOME	1- 1	6- 2	4- 0				
7- 5	0- 1	0- 1	AWAY	0- 1	7- 2	5- 0				
1- 1	0- 0	0- 1	NEUTRAL	0- 0	1- 0	1- 0				
8- 5	0- 1	0- 1	NON-CONFERENCE	1- 1	7- 2	5- 0				
5- 0	0- 0	0- 0	HOME	1- 0	4- 0	3- 0				
2- 4	0- 1	0- 0	AWAY	0- 1	2- 2	1- 0				
1- 1	0- 0	0- 1	NEUTRAL	0- 0	1- 0	1- 0				
7- 4	0- 0	0- 1	CONFERENCE	0- 1	7- 2	5- 0				
2- 3	0- 0	0- 0	HOME	0- 1	2- 2	1- 0				
5- 1	0- 0	0- 1	AWAY	0- 0	5- 0	4- 0				
0- 0	0- 0	0- 0	NEUTRAL	0- 0	0- 0	0- 0				

RPI 1-25				RPI 26-50				RPI 51-100				RPI 101+ Team's RPI: 118			
RPI	S	Opponent	Score	RPI	S	Opponent	Score	RPI	S	Opponent	Score	RPI	S	Opponent	Score
4	A	Louisville	26 80	48	A	Western Ky.	43 57	68	A	Georgia Tech	45 48	102	A	Tulane	44 62
				50	N	Southern California	57 72	80	H	UAB	51 59	130	A	Vanderbilt	65 54
								97	H	Kentucky	62 57	131	A	Ole Miss	56 65
												136	A	UTEP	54 45
												157	H	Louisiana Tech	49 66
												166	H	Troy	73 57
												186	H	Charlotte	64 45
												193	H	Southern Miss.	53 61
												213	A	Fla. Atlantic	69 65
												221	H	North Texas	56 48
												225	A	UNC Asheville	72 57
												262	H	Lipscomb	72 48
												289	N	Canisius	55 45
												296	A	UTSA	62 47
												299	H	Tennessee Tech	58 44
												303	A	FIU	63 59
												306	H	Coppin St.	69 39
												334	A	Marshall	73 57

LAST 12 Division I GAMES:															
303	A	FIU	63 59	221	H	North Texas	56 48	136	A	UTEP	54 45	296	A	UTSA	62 47
213	A	Fla. Atlantic	69 65	136	A	UTEP	54 45	80	H	UAB	51 59	48	A	Western Ky.	43 57
157	H	Louisiana Tech	49 66	296	A	UTSA	62 47	97	H	Kentucky	62 57				
186	H	Charlotte	64 45	80	H	UAB	51 59								
334	A	Marshall	73 57	48	A	Western Ky.	43 57								
193	H	Southern Miss.	53 61	97	H	Kentucky	62 57								

Non-Div I Games:

Middle Tenn.

Average RPI Win: 238	WON-LOST RECORD	WINNING PCT. RANK	LAST 10 GAMES	STRENGTH OF SCHEDULE	OPP. STRENGTH OF SCHEDULE	TEAM RPI	ADJ. RPI	CONF. RPI	ADJ CONF. RPI
Average RPI Loss: 77									
DIV. I ONLY	17- 8	71	7- 3	216	155	113	113	11	11
DIV. I NON-CONF.	9- 3	61	0- 0	285	173	117	117	15	15

TOTALS	RPI 1-25	RPI 26-50	W-L RECORDS	RPI 51-100	RPI 101-999	RPI 201+			
17- 8	0- 2	0- 1	OVERALL	1- 4	16- 1	11- 1			
7- 4	0- 1	0- 1	HOME	1- 1	6- 1	4- 1			
9- 3	0- 1	0- 0	AWAY	0- 2	9- 0	6- 0			
1- 1	0- 0	0- 0	NEUTRAL	0- 1	1- 0	1- 0			
9- 3	0- 0	0- 1	NON-CONFERENCE	0- 2	9- 0	6- 0			
3- 1	0- 0	0- 1	HOME	0- 0	3- 0	3- 0			
5- 1	0- 0	0- 0	AWAY	0- 1	5- 0	2- 0			
1- 1	0- 0	0- 0	NEUTRAL	0- 1	1- 0	1- 0			
8- 5	0- 2	0- 0	CONFERENCE	1- 2	7- 1	5- 1			
4- 3	0- 1	0- 0	HOME	1- 1	3- 1	1- 1			
4- 2	0- 1	0- 0	AWAY	0- 1	4- 0	4- 0			
0- 0	0- 0	0- 0	NEUTRAL	0- 0	0- 0	0- 0			

RPI 1-25				RPI 26-50				RPI 51-100				RPI 101+ Team's RPI: 113			
RPI	S	Opponent	Score	RPI	S	Opponent	Score	RPI	S	Opponent	Score	RPI	S	Opponent	Score
12	A	Green Bay	29 52	32	H	Marquette	68 83	62	N	Houston	59 74	105	A	Western Ill.	77 67
12	H	Green Bay	36 65					69	H	IUPUI	68 70	129	H	Cleveland St.	79 72
								85	A	Drake	73 77	184	A	Northwestern	66 57
								100	A	Wright St.	51 56	185	A	Wisconsin	67 64
								100	H	Wright St.	59 53	194	H	Youngstown St.	62 61
												202	N	CSUN	58 50
												219	A	Oakland	74 62
												244	A	Northern Ky.	52 49
												244	H	Northern Ky.	57 60
												255	H	Illinois St.	61 59
												284	H	North Dakota St.	74 38
												307	H	Loyola Chicago	63 41
												317	A	Detroit Mercy	70 61
												321	A	Fort Wayne	60 48
												327	A	Ill.-Chicago	76 53
												327	H	Ill.-Chicago	59 44
												340	A	Chicago St.	84 59

LAST 12 Division I GAMES:															
12	H	Green Bay	36 65	219	A	Oakland	74 62								
244	H	Northern Ky.	57 60	327	A	Ill.-Chicago	76 53								
100	H	Wright St.	59 53	194	H	Youngstown St.	62 61								
327	H	Ill.-Chicago	59 44	129	H	Cleveland St.	79 72								
69	H	IUPUI	68 70	12	A	Green Bay	29 52								
317	A	Detroit Mercy	70 61	100	A	Wright St.	51 56								

Non-Div I Games:

Milwaukee

Average RPI Win: 157		WON-LOST	WINNING	LAST 10	STRENGTH OF		OPP. STRENGTH	TEAM	ADJ.	CONF.	ADJ CONF.
Average RPI Loss: 71		RECORD	PCT. RANK	GAMES	SCHEDULE		OF SCHEDULE	RPI	RPI	RPI	RPI
DIV. I ONLY		19- 6	45	7- 3	135		37	43	43	3	3
DIV. I NON-CONF.		11- 2	22	0- 0	295		93	75	75	4	4

TOTALS		RPI 1-25		RPI 26-50	W-L RECORDS		RPI 51-100	RPI 101-999		RPI 201+	
19- 6	1- 2			0- 1	OVERALL		5- 1	13- 2		6- 1	
11- 1	1- 0			0- 0	HOME		2- 1	8- 0		5- 0	
7- 5	0- 2			0- 1	AWAY		3- 0	4- 2		1- 1	
1- 0	0- 0			0- 0	NEUTRAL		0- 0	1- 0		0- 0	
11- 2	0- 0			0- 0	NON-CONFERENCE		1- 0	10- 2		6- 1	
7- 0	0- 0			0- 0	HOME		0- 0	7- 0		5- 0	
3- 2	0- 0			0- 0	AWAY		1- 0	2- 2		1- 1	
1- 0	0- 0			0- 0	NEUTRAL		0- 0	1- 0		0- 0	
8- 4	1- 2			0- 1	CONFERENCE		4- 1	3- 0		0- 0	
4- 1	1- 0			0- 0	HOME		2- 1	1- 0		0- 0	
4- 3	0- 2			0- 1	AWAY		2- 0	2- 0		0- 0	
0- 0	0- 0			0- 0	NEUTRAL		0- 0	0- 0		0- 0	

RPI	S	Opponent	Score	RPI	S	Opponent	Score	Team's RPI: 43	RPI	S	Opponent	Score	RPI	S	Opponent	Score
8	A	Ohio St.	75 91	26	A	Rutgers	70 80		53	A	Purdue	78 74	103	A	North Carolina	83 88
21	A	Iowa	84 92						54	H	Michigan St.	83 77	106	N	Wake Forest	93 81
21	H	Iowa	77 72						66	H	Nebraska	74 79	133	A	Georgetown	73 63
									83	A	Penn St.	91 71	154	H	Cal Poly	112 68
									83	H	Penn St.	101 68	160	H	Lehigh	107 73
									90	A	UNLV	79 72	184	A	Northwestern	90 63
													185	A	Wisconsin	71 61
													185	H	Wisconsin	90 65
													203	A	San Diego	69 72
													208	H	Boston College	78 68
													214	H	Xavier	74 62
													222	H	Eastern Mich.	80 56
													235	H	UC Riverside	101 75
													288	H	VCU	108 63
													332	A	Rhode Island	82 60

LAST 12 Division I GAMES:																
83	H	Penn St.	101 68	26	A	Rutgers	70 80		83	A	Penn St.	91 71				
53	A	Purdue	78 74						54	H	Michigan St.	83 77				
21	A	Iowa	84 92						8	A	Ohio St.	75 91				
185	A	Wisconsin	71 61						66	H	Nebraska	74 79				
21	H	Iowa	77 72						184	A	Northwestern	90 63				
185	H	Wisconsin	90 65													

Non-Div I Games:

Minnesota

Average RPI	Win:	101	WON-LOST	WINNING	LAST 10	STRENGTH OF	OPP. STRENGTH	TEAM	ADJ.	CONF.	ADJ CONF.
Average RPI	Loss:	0	RECORD	PCT. RANK	GAMES	SCHEDULE	OF SCHEDULE	RPI	RPI	RPI	RPI
DIV. I ONLY		26- 0	1	10- 0	15	29	3	3	2	2	
DIV. I NON-CONF.		14- 0	1	0- 0	37	36	4	4	2	2	

TOTALS	RPI 1-25		RPI 26-50		W-L RECORDS	RPI 51-100		RPI 101-999		RPI 201+	
26- 0	7- 0		4- 0		OVERALL	5- 0		10- 0		3- 0	
14- 0	2- 0		2- 0		HOME	4- 0		6- 0		2- 0	
7- 0	4- 0		0- 0		AWAY	1- 0		2- 0		0- 0	
5- 0	1- 0		2- 0		NEUTRAL	0- 0		2- 0		1- 0	
14- 0	2- 0		4- 0		NON-CONFERENCE	2- 0		6- 0		3- 0	
8- 0	1- 0		2- 0		HOME	1- 0		4- 0		2- 0	
1- 0	0- 0		0- 0		AWAY	1- 0		0- 0		0- 0	
5- 0	1- 0		2- 0		NEUTRAL	0- 0		2- 0		1- 0	
12- 0	5- 0		0- 0		CONFERENCE	3- 0		4- 0		0- 0	
6- 0	1- 0		0- 0		HOME	3- 0		2- 0		0- 0	
6- 0	4- 0		0- 0		AWAY	0- 0		2- 0		0- 0	
0- 0	0- 0		0- 0		NEUTRAL	0- 0		0- 0		0- 0	

RPI	S	Opponent	Score	RPI	S	Opponent	Score	RPI	S	Opponent	Score	RPI	S	Opponent	Score
7	A	Tennessee	71 52	28	H	Virginia	68 53	81	H	Maine	83 43	114	H	Little Rock	86 48
11	H	Oregon	90 79	34	N	Arizona St.	65 57	90	A	UNLV	103 63	131	A	Ole Miss	69 49
12	N	Green Bay	67 46	36	N	Syracuse	76 65	94	H	Alabama	75 61	131	H	Ole Miss	76 45
15	A	Missouri	57 53	44	H	Oklahoma St.	79 76	97	H	Kentucky	74 55	159	N	Louisiana	94 37
18	H	South Carolina	67 53					98	H	Arkansas	111 69	162	A	Florida	98 50
22	A	Georgia	86 62									162	H	Florida	90 53
25	A	LSU	83 70									193	H	Southern Miss.	91 56
												209	N	Columbia	90 54
												320	H	Georgia St.	106 50
												336	H	Mississippi Val.	112 36

LAST 12 Division I GAMES:															
97	H	Kentucky	74 55	7	A	Tennessee	71 52	94	H	Alabama	75 61	131	H	Ole Miss	76 45
162	A	Florida	98 50	18	H	South Carolina	67 53	25	A	LSU	83 70	98	H	Arkansas	111 69
15	A	Missouri	57 53	131	A	Ole Miss	69 49	22	A	Georgia	86 62				
162	H	Florida	90 53												

Non-Div I Games:

Mississippi St.

Average RPI	Win:	305	WON-LOST	WINNING	LAST 10	STRENGTH OF	OPP. STRENGTH	TEAM	ADJ.	CONF.	ADJ CONF.
Average RPI	Loss:	206	RECORD	PCT. RANK	GAMES	SCHEDULE	OF SCHEDULE	RPI	RPI	RPI	RPI
DIV. I ONLY		2- 23		342	2- 8	252		331	336	336	32
DIV. I NON-CONF.		0- 12		337	0- 0	72		178	296	296	32

TOTALS	RPI 1-25		RPI 26-50		W-L RECORDS	RPI 51-100		RPI 101-999		RPI 201+	
2- 23	0- 1		0- 2		OVERALL	0- 3		2- 17		2- 13	
1- 7	0- 0		0- 0		HOME	0- 0		1- 7		1- 6	
1- 11	0- 0		0- 0		AWAY	0- 0		1- 1		1- 0	
0- 5	0- 0		0- 1		NEUTRAL	0- 2		0- 2		0- 2	
0- 12	0- 1		0- 2		NON-CONFERENCE	0- 3		0- 6		0- 4	
0- 1	0- 0		0- 0		HOME	0- 0		0- 1		0- 1	
0- 6	0- 1		0- 1		AWAY	0- 1		0- 3		0- 1	
0- 5	0- 0		0- 1		NEUTRAL	0- 2		0- 2		0- 2	
2- 11	0- 0		0- 0		CONFERENCE	0- 0		2- 11		2- 9	
1- 6	0- 0		0- 0		HOME	0- 0		1- 6		1- 5	
1- 5	0- 0		0- 0		AWAY	0- 0		1- 5		1- 4	
0- 0	0- 0		0- 0		NEUTRAL	0- 0		0- 0		0- 0	

RPI 1-25				RPI 26-50				RPI 51-100				RPI 101+ Team's RPI: 336			
RPI	S	Opponent	Score	RPI	S	Opponent	Score	RPI	S	Opponent	Score	RPI	S	Opponent	Score
3	A	Mi ssi ssi ppi St.	36 112	39	N	Dayton	46 65	54	N	Mi chi gan St.	64 83	143	A	Col orado	48 85
				48	A	Western Ky.	48 87	80	A	UAB	72 87	183	A	Southern U.	58 66
								85	N	Drake	60 96	183	H	Southern U.	54 70
												193	A	Southern Mi ss.	69 84
												233	A	Texas Southern	39 55
												236	H	Grambl ing	62 64
												249	H	Ni chol ls St.	57 62
												263	A	Prai rie View	73 78
												285	N	Massachusetts	46 85
												295	A	Murray St.	63 64
												296	N	UTSA	55 68
												300	A	Al abama St.	41 76
												300	H	Al abama St.	62 70
												301	A	Al corn	62 61
												301	H	Al corn	70 76
												309	H	Jackson St.	72 61
												314	A	Al abama A&M	48 65
												314	H	Al abama A&M	49 57
												339	H	Ark. -Pi ne Bl uff	59 64

LAST 12 Division I GAMES:															
183	A	Southern U.	58 66	263	A	Prai rie View	73 78								
301	A	Al corn	62 61	233	A	Texas Southern	39 55								
314	H	Al abama A&M	49 57	183	H	Southern U.	54 70								
300	H	Al abama St.	62 70	301	H	Al corn	70 76								
236	H	Grambl ing	62 64	314	A	Al abama A&M	48 65								
309	H	Jackson St.	72 61	300	A	Al abama St.	41 76								

Non-Div I Games:

Mi ssi ssi ppi Val .

RPI 1-25					
RPI	S	Opponent	Score		
3	H	Mississippi St.	53	57	
18	A	South Carolina	54	64	
18	H	South Carolina	83	74	
22	A	Georgia	50	62	
25	H	LSU	65	69	

Team's RPI : 15					
RPI	S	Opponent	Score		
35	A	California	55	52	
48	N	Western Ky.	76	79	

RPI 26-50					
RPI	S	Opponent	Score		
55	N	Quinnipiac	66	51	
65	N	Indiana	75	55	
84	H	Kansas St.	73	59	
94	A	Alabama	62	56	
97	H	Kentucky	83	78	
98	A	Arkansas	84	58	
98	H	Arkansas	88	54	
100	H	Wright St.	82	80	

RPI 51-100					
RPI	S	Opponent	Score		
104	H	Saint Louis	70	58	
109	A	Missouri St.	69	59	
130	A	Vanderbilt	81	70	
131	A	Ole Miss	67	48	
140	H	SIUE	78	48	
162	H	Florida	66	64	
211	H	Illinois	72	55	
214	N	Xavier	74	48	
227	H	New Orleans	81	45	
306	N	Coppin St.	73	50	

RPI 101+					
RPI	S	Opponent	Score		

LAST 12 Division I GAMES:					
98	A	Arkansas	84	58	
97	H	Kentucky	83	78	
162	H	Florida	66	64	
3	H	Mississippi St.	53	57	
18	A	South Carolina	54	64	
22	A	Georgia	50	62	
98	H	Arkansas	88	54	
131	A	Ole Miss	67	48	
130	A	Vanderbilt	81	70	
18	H	South Carolina	83	74	
25	H	LSU	65	69	
94	A	Alabama	62	56	

Missouri

Average RPI Win:	233	WON-LOST	WINNING	LAST 10	STRENGTH OF	OPP. STRENGTH	TEAM	ADJ.	CONF.	ADJ CONF.
Average RPI Loss:	83	RECORD	PCT. RANK	GAMES	SCHEDULE	OF SCHEDULE	RPI	RPI	RPI	RPI
DIV. I ONLY	13- 10	139	8- 2	108	185	109	109	24	24	
DIV. I NON-CONF.	3- 7	254	0- 0	20	38	164	164	22	22	

TOTALS	RPI 1-25	RPI 26-50	W-L RECORDS	RPI 51-100	RPI 101-999	RPI 201+				
13- 10	0- 2	0- 1	OVERALL	0- 4	13- 3	8- 0				
8- 2	0- 1	0- 0	HOME	0- 1	8- 0	4- 0				
5- 6	0- 0	0- 1	AWAY	0- 2	5- 3	4- 0				
0- 2	0- 1	0- 0	NEUTRAL	0- 1	0- 0	0- 0				
3- 7	0- 2	0- 1	NON-CONFERENCE	0- 2	3- 2	0- 0				
3- 1	0- 1	0- 0	HOME	0- 0	3- 0	0- 0				
0- 4	0- 0	0- 1	AWAY	0- 1	0- 2	0- 0				
0- 2	0- 1	0- 0	NEUTRAL	0- 1	0- 0	0- 0				
10- 3	0- 0	0- 0	CONFERENCE	0- 2	10- 1	8- 0				
5- 1	0- 0	0- 0	HOME	0- 1	5- 0	4- 0				
5- 2	0- 0	0- 0	AWAY	0- 1	5- 1	4- 0				
0- 0	0- 0	0- 0	NEUTRAL	0- 0	0- 0	0- 0				

RPI 1-25				RPI 26-50				RPI 51-100				RPI 101+ Team's RPI: 109			
RPI	S	Opponent	Score	RPI	S	Opponent	Score	RPI	S	Opponent	Score	RPI	S	Opponent	Score
6	N	Bayl or	58 100	41	A	Bal l St.	58 70	72	N	Penn	60 65	114	A	Little Rock	51 63
15	H	Missouri	59 69					85	A	Drake	65 84	145	A	UNI	57 52
								85	H	Drake	68 80	145	H	UNI	62 52
								94	A	Al abama	61 65	156	A	Wi chi ta St.	58 72
												156	H	Wi chi ta St.	94 71
												164	A	Southern Ill.	69 71
												184	H	Northwestern	90 59
												190	H	Oral Roberts	76 66
												248	A	Bradley	71 65
												248	H	Bradley	74 54
												255	A	Illinoi s St.	56 50
												255	H	Illinoi s St.	75 58
												265	A	Indi ana St.	77 63
												283	H	Val parai so	83 60
												307	H	Loyol a Chi cago	75 36
												349	A	Evansvi lle	95 65

LAST 12 Division I GAMES:															
255	H	Illinoi s St.	75 58	283	H	Val parai so	83 60								
248	H	Bradley	74 54	248	A	Bradley	71 65								
85	A	Drake	65 84	255	A	Illinoi s St.	56 50								
145	A	UNI	57 52	145	H	UNI	62 52								
164	A	Southern Ill.	69 71	85	H	Drake	68 80								
307	H	Loyol a Chi cago	75 36	349	A	Evansvi lle	95 65								

Non-Div I Games: Central Mo. 62 36

Missouri St.

Average RPI Win: 288		WON-LOST RECORD	WINNING PCT. RANK	LAST 10 GAMES	STRENGTH OF SCHEDULE	OPP. STRENGTH OF SCHEDULE	TEAM RPI	ADJ. RPI	CONF. RPI	ADJ CONF. RPI
Average RPI Loss: 168										
DIV. I ONLY		8- 17	269	4- 6	243	306	293	293	28	28
DIV. I NON-CONF.		2- 9	295	0- 0	62	281	250	250	26	26
TOTALS		RPI 1-25	RPI 26-50	W-L RECORDS		RPI 51-100	RPI 101-999	RPI 201+		
8- 17	0- 0		0- 0	OVERALL		0- 6	8- 11	8- 6		
6- 7	0- 0		0- 0	HOME		0- 4	6- 3	6- 1		
1- 10	0- 0		0- 0	AWAY		0- 2	1- 8	1- 5		
1- 0	0- 0		0- 0	NEUTRAL		0- 0	1- 0	1- 0		
2- 9	0- 0		0- 0	NON-CONFERENCE		0- 5	2- 4	2- 1		
1- 4	0- 0		0- 0	HOME		0- 3	1- 1	1- 0		
0- 5	0- 0		0- 0	AWAY		0- 2	0- 3	0- 1		
1- 0	0- 0		0- 0	NEUTRAL		0- 0	1- 0	1- 0		
6- 8	0- 0		0- 0	CONFERENCE		0- 1	6- 7	6- 5		
5- 3	0- 0		0- 0	HOME		0- 1	5- 2	5- 1		
1- 5	0- 0		0- 0	AWAY		0- 0	1- 5	1- 4		
0- 0	0- 0		0- 0	NEUTRAL		0- 0	0- 0	0- 0		

RPI 1-25				RPI 26-50				RPI 51-100				RPI 101+				Team's RPI: 293	
RPI	S	Opponent	Score	RPI	S	Opponent	Score	RPI	S	Opponent	Score	RPI	S	Opponent	Score		
								55	H	Qui nni pi ac	55	76	141	A	Cl emson	54	57
								63	H	Vi rgi ni a Tech	34	84	142	A	Robert Morri s	38	56
								79	H	Al bany (NY)	44	68	160	H	Lehi gh	57	75
								82	A	Navy	49	73	168	A	Mari st	46	69
								89	A	Jacksonvi lle	65	74	168	H	Mari st	57	85
								91	H	George Washi ngton	45	59	206	A	Si ena	41	44
													228	N	North Flori da	67	57
													245	H	Ni agara	65	63
													253	A	Manhattan	53	63
													253	H	Manhattan	63	59
													258	A	Fai rfie ld	55	61
													273	H	Ri der	63	56
													274	A	Fai rlei gh Di cki nson	61	78
													287	H	Sacred Heart	69	64
													289	H	Cani si us	48	60
													338	A	I ona	62	56
													338	H	I ona	68	56
													345	A	Sai nt Peter' s	47	67
													345	H	Sai nt Peter' s	51	44
LAST 12 Division I GAMES:																	
				253	H	Manhattan	63	59	345	A	Sai nt Peter' s	47	67				
				245	H	Ni agara	65	63	338	H	I ona	68	56				
				168	H	Mari st	57	85	289	H	Cani si us	48	60				
				206	A	Si ena	41	44	55	H	Qui nni pi ac	55	76				
				273	H	Ri der	63	56	338	A	I ona	62	56				
				253	A	Manhattan	53	63	345	H	Sai nt Peter' s	51	44				

Non-Div I Games:

Monmouth

Loss, Non-Conf, S Site, H Home A Away N Neutral

Average RPI Win:	255	WON-LOST	WINNING	LAST 10	STRENGTH OF	OPP. STRENGTH	TEAM	ADJ.	CONF.	ADJ CONF.
Average RPI Loss:	132	RECORD	PCT. RANK	GAMES	SCHEDULE	OF SCHEDULE	RPI	RPI	RPI	RPI
DIV. I ONLY	11- 12	192	5- 5	291	129	240	240	19	19	
DIV. I NON-CONF.	3- 7	254	0- 0	143	219	272	272	13	13	
TOTALS	RPI 1-25	RPI 26-50	W-L RECORDS	RPI 51-100	RPI 101-999	RPI 201+				
11- 12	0- 0	0- 4	OVERALL	0- 2	11- 6	7- 4				
8- 4	0- 0	0- 2	HOME	0- 1	8- 1	5- 1				
3- 6	0- 0	0- 1	AWAY	0- 1	3- 4	2- 2				
0- 2	0- 0	0- 1	NEUTRAL	0- 0	0- 1	0- 1				
3- 7	0- 0	0- 2	NON-CONFERENCE	0- 2	3- 3	2- 2				
3- 3	0- 0	0- 1	HOME	0- 1	3- 1	2- 1				
0- 2	0- 0	0- 0	AWAY	0- 1	0- 1	0- 0				
0- 2	0- 0	0- 1	NEUTRAL	0- 0	0- 1	0- 1				
8- 5	0- 0	0- 2	CONFERENCE	0- 0	8- 3	5- 2				
5- 1	0- 0	0- 1	HOME	0- 0	5- 0	3- 0				
3- 4	0- 0	0- 1	AWAY	0- 0	3- 3	2- 2				
0- 0	0- 0	0- 0	NEUTRAL	0- 0	0- 0	0- 0				

RPI S Opponent	Score	RPI S Opponent	Score	RPI S Opponent	Score	RPI S Opponent	Score	Team's RPI: 240
31 A Northern Colo.	50 68	70 A Wyoming	62 67	132 H SFA	60 52			
31 H Northern Colo.	58 64	97 H Kentucky	54 71	139 A Portland St.	53 70			
32 N Marquette	68 87			139 H Portland St.	69 53			
49 H Gonzaga	55 70			146 A Fresno St.	58 61			
				169 A North Dakota	54 43			
				169 H North Dakota	53 51			
				218 H Seattle U	64 78			
				234 A Montana St.	64 81			
				265 N Indiana St.	45 57			
				270 A Sacramento St.	64 79			
				270 H Sacramento St.	68 59			
				313 H Cal St. Fullerton	68 47			
				318 A Northern Ariz.	69 52			
				318 H Northern Ariz.	70 62			
				324 A Southern Utah	74 65			
				324 H Southern Utah	81 71			
				325 H Long Beach St.	67 60			
LAST 12 Division I GAMES:								
270 A Sacramento St.	64 79	234 A Montana St.	64 81					
139 A Portland St.	53 70	139 H Portland St.	69 53					
169 H North Dakota	53 51	270 H Sacramento St.	68 59					
31 H Northern Colo.	58 64	31 A Northern Colo.	50 68					
318 A Northern Ariz.	69 52	169 A North Dakota	54 43					
324 A Southern Utah	74 65	324 H Southern Utah	81 71					

Non-Div I Games: Rocky Mountain 54 38

Montana

Average RPI Win:	253	WON-LOST	WINNING	LAST 10	STRENGTH OF	OPP. STRENGTH	TEAM	ADJ.	CONF.	ADJ CONF.
Average RPI Loss:	149	RECORD	PCT. RANK	GAMES	SCHEDULE	OF SCHEDULE	RPI	RPI	RPI	RPI
DIV. I ONLY	11- 11	176	5- 5	328	123	234	234	19	19	
DIV. I NON-CONF.	4- 5	202	0- 0	241	225	199	199	13	13	

TOTALS	RPI 1-25	RPI 26-50	W-L RECORDS	RPI 51-100	RPI 101-999	RPI 201+				
11- 11	0- 0	0- 3	OVERALL	1- 0	10- 8	8- 3				
7- 2	0- 0	0- 1	HOME	1- 0	6- 1	4- 0				
3- 8	0- 0	0- 2	AWAY	0- 0	3- 6	3- 3				
1- 1	0- 0	0- 0	NEUTRAL	0- 0	1- 1	1- 0				
4- 5	0- 0	0- 1	NON-CONFERENCE	1- 0	3- 4	2- 2				
2- 0	0- 0	0- 0	HOME	1- 0	1- 0	0- 0				
1- 4	0- 0	0- 1	AWAY	0- 0	1- 3	1- 2				
1- 1	0- 0	0- 0	NEUTRAL	0- 0	1- 1	1- 0				
7- 6	0- 0	0- 2	CONFERENCE	0- 0	7- 4	6- 1				
5- 2	0- 0	0- 1	HOME	0- 0	5- 1	4- 0				
2- 4	0- 0	0- 1	AWAY	0- 0	2- 3	2- 1				
0- 0	0- 0	0- 0	NEUTRAL	0- 0	0- 0	0- 0				

RPI 1-25				RPI 26-50				RPI 51-100				RPI 101+ Team's RPI: 234			
RPI	S	Opponent	Score	RPI	S	Opponent	Score	RPI	S	Opponent	Score	RPI	S	Opponent	Score
				31	A	Northern Colo.	69 82	70	H	Wyoming	50 46	125	A	BYU	54 75
				31	H	Northern Colo.	63 78					132	H	SFA	59 54
				50	A	Southern California	47 98					139	A	Portland St.	53 62
												139	H	Portland St.	60 69
												169	A	North Dakota	70 79
												169	H	North Dakota	72 56
												189	N	Nevada	53 67
												239	A	Omaha	53 64
												240	H	Montana	81 64
												252	A	Hawaii	75 81
												270	A	Sacramento St.	77 88
												270	H	Sacramento St.	85 50
												297	N	Utah St.	64 52
												318	A	Northern Ari z.	78 56
												318	H	Northern Ari z.	81 39
												324	A	Southern Utah	63 57
												324	H	Southern Utah	91 71
												325	A	Long Beach St.	62 51

LAST 12 Division I GAMES:															
				139	A	Portland St.	53 62	240	H	Montana	81 64				
				270	A	Sacramento St.	77 88	270	H	Sacramento St.	85 50				
				31	H	Northern Colo.	63 78	139	H	Portland St.	60 69				
				169	H	North Dakota	72 56	169	A	North Dakota	70 79				
				324	A	Southern Utah	63 57	31	A	Northern Colo.	69 82				
				318	A	Northern Ari z.	78 56	318	H	Northern Ari z.	81 39				

Non-Div I Games: Mont. St. Billings 67 47 Providence (MT) 66 31

Montana St.

Average RPI Win:	275	WON-LOST	WINNING	LAST 10	STRENGTH OF	OPP. STRENGTH	TEAM	ADJ.	CONF.	ADJ CONF.
Average RPI Loss:	171	RECORD	PCT. RANK	GAMES	SCHEDULE	OF SCHEDULE	RPI	RPI	RPI	RPI
DIV. I ONLY	16- 9	93	7- 3	338	281	215	215	25	25	
DIV. I NON-CONF.	7- 4	102	0- 0	336	278	221	221	27	27	
<hr/>										
TOTALS	RPI 1-25	RPI 26-50	W-L RECORDS	RPI 51-100	RPI 101-999	RPI 201+				
16- 9	0- 0	0- 0	OVERALL	0- 3	16- 6	14- 5				
6- 5	0- 0	0- 0	HOME	0- 1	6- 4	5- 3				
10- 4	0- 0	0- 0	AWAY	0- 0	10- 0	9- 0				
0- 0	0- 0	0- 0	NEUTRAL	0- 0	0- 0	0- 0				
7- 4	0- 0	0- 0	NON-CONFERENCE	0- 2	7- 2	6- 2				
2- 2	0- 0	0- 0	HOME	0- 0	2- 2	1- 2				
5- 2	0- 0	0- 0	AWAY	0- 2	5- 0	5- 0				
0- 0	0- 0	0- 0	NEUTRAL	0- 0	0- 0	0- 0				
9- 5	0- 0	0- 0	CONFERENCE	0- 1	9- 4	8- 3				
4- 3	0- 0	0- 0	HOME	0- 1	4- 2	4- 1				
5- 2	0- 0	0- 0	AWAY	0- 0	5- 2	4- 2				
0- 0	0- 0	0- 0	NEUTRAL	0- 0	0- 0	0- 0				

RPI 1-25				RPI 26-50				RPI 51-100				RPI 101+ Team's RPI: 215			
RPI	S	Opponent	Score	RPI	S	Opponent	Score	RPI	S	Opponent	Score	RPI	S	Opponent	Score
								51	A	West Virginia	56 66	140	H	SIUE	51 66
								73	H	Belmont	62 83	164	H	Southern Ill.	85 81
								97	A	Kentucky	53 86	196	A	UT Martin	81 76
												210	A	Jacksonville St.	64 70
												210	H	Jacksonville St.	65 67
												224	H	Gardner-Webb	60 68
												226	A	Southeast Mo. St.	59 56
												226	H	Southeast Mo. St.	60 58
												228	H	North Florida	56 61
												238	A	Austin Peay	66 59
												262	A	Lipscomb	75 55
												266	A	St. Francis Brooklyn	73 59
												270	H	Sacramento St.	75 71
												289	A	Canisius	76 52
												295	A	Murray St.	82 80
												299	A	Tennessee Tech	74 67
												299	H	Tennessee Tech	53 51
												304	A	Eastern Ky.	56 59
												333	H	Tennessee St.	97 81
												340	A	Chicago St.	79 40
												346	H	Eastern Ill.	89 81
												349	A	Evansville	82 75
<hr/>															
LAST 12 Division I GAMES:															
				304	A	Eastern Ky.	56 59	299	H	Tennessee Tech	53 51				
				226	H	Southeast Mo. St.	60 58	210	H	Jacksonville St.	65 67				
				73	H	Belmont	62 83	196	A	UT Martin	81 76				
				333	H	Tennessee St.	97 81	226	A	Southeast Mo. St.	59 56				
				238	A	Austin Peay	66 59	140	H	SIUE	51 66				
				295	A	Murray St.	82 80	346	H	Eastern Ill.	89 81				

Non-Div I Games: Brescia 120 41 Ky. Christian 115 39

Morehead St.

Loss, Non-Conf, S Site, H Home A Away N Neutral

Average RPI Win:	310	WON-LOST	WINNING	LAST 10	STRENGTH OF	OPP. STRENGTH	TEAM	ADJ.	CONF.	ADJ CONF.
Average RPI Loss:	185	RECORD	PCT. RANK	GAMES	SCHEDULE	OF SCHEDULE	RPI	RPI	RPI	RPI
DIV. I ONLY	12- 11	162	5- 5	346	316	261	261	30	30	
DIV. I NON-CONF.	5- 6	187	0- 0	269	201	204	204	30	30	

TOTALS	RPI 1-25	RPI 26-50	W-L RECORDS	RPI 51-100	RPI 101-999	RPI 201+				
12- 11	0- 1	0- 2	OVERALL	0- 1	12- 7	11- 6				
7- 2	0- 0	0- 0	HOME	0- 0	7- 2	7- 2				
5- 8	0- 0	0- 0	AWAY	0- 0	5- 0	4- 0				
0- 1	0- 1	0- 0	NEUTRAL	0- 0	0- 0	0- 0				
5- 6	0- 1	0- 2	NON-CONFERENCE	0- 1	5- 2	5- 1				
3- 0	0- 0	0- 0	HOME	0- 0	3- 0	3- 0				
2- 5	0- 0	0- 2	AWAY	0- 1	2- 2	2- 1				
0- 1	0- 1	0- 0	NEUTRAL	0- 0	0- 0	0- 0				
7- 5	0- 0	0- 0	CONFERENCE	0- 0	7- 5	6- 5				
4- 2	0- 0	0- 0	HOME	0- 0	4- 2	4- 2				
3- 3	0- 0	0- 0	AWAY	0- 0	3- 3	2- 3				
0- 0	0- 0	0- 0	NEUTRAL	0- 0	0- 0	0- 0				

RPI 1-25				RPI 26-50				RPI 51-100				RPI 101+ Team's RPI: 261			
RPI	S	Opponent	Score	RPI	S	Opponent	Score	RPI	S	Opponent	Score	RPI	S	Opponent	Score
21	N	Iowa	46 90	36	A	Syracuse	68 95	51	A	West Virginia	41 84	114	A	Colorado St.	44 60
				39	A	Dayton	52 88					201	A	Norfolk St.	55 53
												217	A	N. C. A&T	60 67
												247	H	Howard	61 68
												269	H	Mt. St. Mary's	75 67
												280	H	UMES	63 50
												291	A	Central Conn. St.	61 41
												303	H	FIU	62 51
												306	A	Coppin St.	53 55
												316	H	South Carolina St.	65 55
												330	H	Delaware St.	54 62
												334	A	Marshall	68 73
												335	A	N. C. Central	57 60
												342	A	Savannah St.	70 41
												342	H	Savannah St.	73 67
												343	H	NJIT	55 43
												344	A	Florida A&M	59 44
												344	H	Florida A&M	61 56
												347	A	UMass Lowell	65 59
LAST 12 Division I GAMES:															
344	A	Florida A&M	59 44	306	A	Coppin St.	53 55								
342	A	Savannah St.	70 41	335	A	N. C. Central	57 60								
247	H	Howard	61 68	217	A	N. C. A&T	60 67								
201	A	Norfolk St.	55 53	342	H	Savannah St.	73 67								
316	H	South Carolina St.	65 55	344	H	Florida A&M	61 56								
330	H	Delaware St.	54 62	280	H	UMES	63 50								

Non-Div I Games: Cheyney 123 53 Lincoln (PA) 60 41

Morgan St.

Average RPI Win:	280	WON-LOST	WINNING	LAST 10	STRENGTH OF	OPP. STRENGTH	TEAM	ADJ.	CONF.	ADJ CONF.
Average RPI Loss:	210	RECORD	PCT. RANK	GAMES	SCHEDULE	OF SCHEDULE	RPI	RPI	RPI	RPI
DIV. I ONLY	8- 16	261	3- 7	266	328	269	269	29	29	
DIV. I NON-CONF.	3- 8	268	0- 0	200	239	255	255	29	29	

TOTALS	RPI 1-25	RPI 26-50	W-L RECORDS	RPI 51-100	RPI 101-999	RPI 201+				
8- 16	0- 2	0- 0	OVERALL	0- 0	8- 14	8- 11				
4- 5	0- 0	0- 0	HOME	0- 0	4- 5	4- 4				
4- 11	0- 0	0- 0	AWAY	0- 0	4- 0	4- 0				
0- 0	0- 0	0- 0	NEUTRAL	0- 0	0- 0	0- 0				
3- 8	0- 2	0- 0	NON-CONFERENCE	0- 0	3- 6	3- 5				
2- 1	0- 0	0- 0	HOME	0- 0	2- 1	2- 1				
1- 7	0- 2	0- 0	AWAY	0- 0	1- 5	1- 4				
0- 0	0- 0	0- 0	NEUTRAL	0- 0	0- 0	0- 0				
5- 8	0- 0	0- 0	CONFERENCE	0- 0	5- 8	5- 6				
2- 4	0- 0	0- 0	HOME	0- 0	2- 4	2- 3				
3- 4	0- 0	0- 0	AWAY	0- 0	3- 4	3- 3				
0- 0	0- 0	0- 0	NEUTRAL	0- 0	0- 0	0- 0				

RPI 1-25				RPI 26-50				RPI 51-100				RPI 101+ Team's RPI: 269			
RPI	S	Opponent	Score	RPI	S	Opponent	Score	RPI	S	Opponent	Score	RPI	S	Opponent	Score
2	A	Notre Dame	65 121									112	A	Saint Francis (PA)	88 92
13	A	Maryland	57 97									142	H	Robert Morris	68 77
												160	A	Lehigh	71 75
												214	A	Xavier	45 66
												224	H	Gardner-Webb	67 75
												231	H	Loyola Maryland	71 63
												258	A	Fairfield	65 76
												261	A	Morgan St.	67 75
												266	A	St. Francis Brooklyn	73 82
												266	H	St. Francis Brooklyn	56 75
												273	H	Rider	82 78
												274	A	Fairleigh Dickinson	55 53
												274	H	Fairleigh Dickinson	55 52
												279	A	LIU Brooklyn	48 53
												279	H	LIU Brooklyn	59 61
												280	A	UMES	66 63
												287	A	Sacred Heart	44 56
												287	H	Sacred Heart	52 82
												291	A	Central Conn. St.	68 56
												292	A	Bryant	68 63
												306	A	Coppin St.	54 68
												326	H	Wagner	79 56

LAST 12 Division I GAMES:															
287	A	Sacred Heart	44 56	112	A	Saint Francis (PA)	88 92								
274	A	Fairleigh Dickinson	55 53	279	A	LIU Brooklyn	48 53								
266	H	St. Francis Brooklyn	56 75	266	A	St. Francis Brooklyn	73 82								
279	H	LIU Brooklyn	59 61	274	H	Fairleigh Dickinson	55 52								
326	H	Wagner	79 56	287	H	Sacred Heart	52 82								
142	H	Robert Morris	68 77	292	A	Bryant	68 63								

Non-Div I Games:

Mt. St. Mary's

Average RPI Win:	290	WON-LOST	WINNING	LAST 10	STRENGTH OF	OPP. STRENGTH	TEAM	ADJ.	CONF.	ADJ CONF.
Average RPI Loss:	180	RECORD	PCT. RANK	GAMES	SCHEDULE	OF SCHEDULE	RPI	RPI	RPI	RPI
DIV. I ONLY	8- 16	261	4- 6	309	264	295	295	25	25	
DIV. I NON-CONF.	3- 7	254	0- 0	319	231	303	303	27	27	

TOTALS	RPI 1-25	RPI 26-50	W-L RECORDS	RPI 51-100	RPI 101-999	RPI 201+				
8- 16	0- 1	0- 0	OVERALL	0- 2	8- 13	8- 7				
5- 6	0- 0	0- 0	HOME	0- 0	5- 6	5- 2				
3- 10	0- 1	0- 0	AWAY	0- 2	3- 7	3- 5				
0- 0	0- 0	0- 0	NEUTRAL	0- 0	0- 0	0- 0				
3- 7	0- 1	0- 0	NON-CONFERENCE	0- 1	3- 5	3- 3				
2- 2	0- 0	0- 0	HOME	0- 0	2- 2	2- 0				
1- 5	0- 1	0- 0	AWAY	0- 1	1- 3	1- 3				
0- 0	0- 0	0- 0	NEUTRAL	0- 0	0- 0	0- 0				
5- 9	0- 0	0- 0	CONFERENCE	0- 1	5- 8	5- 4				
3- 4	0- 0	0- 0	HOME	0- 0	3- 4	3- 2				
2- 5	0- 0	0- 0	AWAY	0- 1	2- 4	2- 2				
0- 0	0- 0	0- 0	NEUTRAL	0- 0	0- 0	0- 0				

RPI 1-25				RPI 26-50				RPI 51-100				RPI 101+ Team's RPI: 295			
RPI	S	Opponent	Score	RPI	S	Opponent	Score	RPI	S	Opponent	Score	RPI	S	Opponent	Score
4	A	Louisville	51 115					73	A	Belmont	65 70	107	H	Butler	59 88
								94	A	Alabama	47 68	122	H	ETSU	68 96
												140	A	SIUE	68 77
												140	H	SIUE	70 75
												196	A	UT Martin	67 85
												196	H	UT Martin	80 97
												210	A	Jacksonville St.	65 97
												215	H	Morehead St.	80 82
												220	A	UNCG	63 52
												226	A	Southeast Mo. St.	70 80
												226	H	Southeast Mo. St.	74 85
												238	H	Austin Peay	91 65
												244	H	Northern Ky.	98 87
												262	A	Lipscomb	64 65
												299	A	Tennessee Tech	72 63
												304	H	Eastern Ky.	75 68
												314	A	Alabama A&M	54 71
												333	A	Tennessee St.	85 73
												336	H	Mississippi Val.	64 63
												346	H	Eastern Ill.	72 61
												349	A	Evansville	81 89

LAST 12 Division I GAMES:															
140	A	SIUE	68 77	333	A	Tennessee St.	85 73								
238	H	Austin Peay	91 65	73	A	Belmont	65 70								
196	A	UT Martin	67 85	299	A	Tennessee Tech	72 63								
226	A	Southeast Mo. St.	70 80	210	A	Jacksonville St.	65 97								
304	H	Eastern Ky.	75 68	196	H	UT Martin	80 97								
215	H	Morehead St.	80 82	226	H	Southeast Mo. St.	74 85								

Non-Div I Games: Bethel (TN) 81 76

Murray St.

Average RPI Win:	296	WON-LOST	WINNING	LAST 10	STRENGTH OF	OPP. STRENGTH	TEAM	ADJ.	CONF.	ADJ CONF.
Average RPI Loss:	99	RECORD	PCT. RANK	GAMES	SCHEDULE	OF SCHEDULE	RPI	RPI	RPI	RPI
DIV. I ONLY	13- 8	107	9- 1	323	237	217	217	30	30	
DIV. I NON-CONF.	3- 7	254	0- 0	187	67	271	271	30	30	
<hr/>										
TOTALS	RPI 1-25	RPI 26-50	W-L RECORDS	RPI 51-100	RPI 101-999	RPI 201+				
13- 8	0- 1	0- 0	OVERALL	0- 5	13- 2	12- 0				
8- 3	0- 1	0- 0	HOME	0- 1	8- 1	7- 0				
5- 3	0- 0	0- 0	AWAY	0- 2	5- 1	5- 0				
0- 2	0- 0	0- 0	NEUTRAL	0- 2	0- 0	0- 0				
3- 7	0- 1	0- 0	NON-CONFERENCE	0- 5	3- 1	3- 0				
3- 2	0- 1	0- 0	HOME	0- 1	3- 0	3- 0				
0- 3	0- 0	0- 0	AWAY	0- 2	0- 1	0- 0				
0- 2	0- 0	0- 0	NEUTRAL	0- 2	0- 0	0- 0				
10- 1	0- 0	0- 0	CONFERENCE	0- 0	10- 1	9- 0				
5- 1	0- 0	0- 0	HOME	0- 0	5- 1	4- 0				
5- 0	0- 0	0- 0	AWAY	0- 0	5- 0	5- 0				
0- 0	0- 0	0- 0	NEUTRAL	0- 0	0- 0	0- 0				

RPI 1-25				RPI 26-50				RPI 51-100				RPI 101+ Team's RPI: 217			
RPI	S	Opponent	Score	RPI	S	Opponent	Score	RPI	S	Opponent	Score	RPI	S	Opponent	Score
22	H	Georgia	63 73					60	H	Elon	59 90	196	A	UT Martin	63 76
								67	N	Duquesne	60 73	197	H	Hampton	51 63
								75	A	Ohio	65 72	201	H	Norfolk St.	53 51
								78	N	Harvard	60 64	247	A	Howard	76 68
								96	A	Auburn	53 63	261	H	Morgan St.	67 60
												271	H	Appalachian St.	81 56
												280	A	UMES	57 45
												306	H	Coppin St.	64 63
												310	H	Western Caro.	68 59
												316	A	South Carolina St.	74 54
												323	H	Ga. Southern	60 49
												330	A	Delaware St.	66 48
												330	H	Delaware St.	75 55
												335	H	N. C. Central	67 54
												342	A	Savannah St.	69 44
<hr/>															
LAST 12 Division I GAMES:															
342	A	Savannah St.	69 44	247	A	Howard	76 68								
316	A	South Carolina St.	74 54	280	A	UMES	57 45								
197	H	Hampton	51 63	306	H	Coppin St.	64 63								
330	H	Delaware St.	75 55	261	H	Morgan St.	67 60								
201	H	Norfolk St.	53 51	330	A	Delaware St.	66 48								
335	H	N. C. Central	67 54	75	A	Ohio	65 72								

Non-Div I Games: Saint Augustine's 94 42 St. Andrews 90 40

N. C. A&T

Average RPI Win:	315	WON-LOST	WINNING	LAST 10	STRENGTH OF	OPP. STRENGTH	TEAM	ADJ.	CONF.	ADJ CONF.
Average RPI Loss:	212	RECORD	PCT. RANK	GAMES	SCHEDULE	OF SCHEDULE	RPI	RPI	RPI	RPI
DIV. I ONLY	5- 18	309	3- 7	317	326	335	335	30	30	
DIV. I NON-CONF.	1- 11	331	0- 1	286	300	343	343	30	30	

TOTALS	RPI 1-25	RPI 26-50	W-L RECORDS	RPI 51-100	RPI 101-999	RPI 201+				
5- 18	0- 0	0- 1	OVERALL	0- 1	5- 16	5- 11				
4- 4	0- 0	0- 1	HOME	0- 0	4- 3	4- 1				
1- 14	0- 0	0- 0	AWAY	0- 1	1- 13	1- 10				
0- 0	0- 0	0- 0	NEUTRAL	0- 0	0- 0	0- 0				
1- 11	0- 0	0- 1	NON-CONFERENCE	0- 1	1- 9	1- 7				
1- 2	0- 0	0- 1	HOME	0- 0	1- 1	1- 1				
0- 9	0- 0	0- 0	AWAY	0- 1	0- 8	0- 6				
0- 0	0- 0	0- 0	NEUTRAL	0- 0	0- 0	0- 0				
4- 7	0- 0	0- 0	CONFERENCE	0- 0	4- 7	4- 4				
3- 2	0- 0	0- 0	HOME	0- 0	3- 2	3- 0				
1- 5	0- 0	0- 0	AWAY	0- 0	1- 5	1- 4				
0- 0	0- 0	0- 0	NEUTRAL	0- 0	0- 0	0- 0				

RPI 1-25	RPI 26-50	RPI 51-100	RPI 101+	Team's RPI: 335
RPI S Opponent Score	RPI S Opponent Score	RPI S Opponent Score	RPI S Opponent Score	Score
	46 H Oregon St. 44 97	60 A El on 50 78	114 A Colorado St. 48 85	
			120 A Iowa St. 58 99	
			123 A Bethune-Cookman 47 57	
			197 H Hampton 53 62	
			201 H Norfolk St. 60 75	
			207 A East Carolina 61 73	
			217 A N. C. A&T 54 67	
			246 H Campbell 51 58	
			247 A Howard 54 69	
			261 H Morgan St. 60 57	
			272 A Presbyterian 60 69	
			275 A Coastal Caro. 65 68	
			280 A UMES 73 84	
			281 A USC Upstate 61 66	
			282 A UNCW 63 89	
			298 A Wofford 56 77	
			306 H Coppin St. 60 52	
			330 A Delaware St. 74 67	
			330 H Delaware St. 76 60	
			344 A Florida A&M 81 84	
			348 H Longwood 87 75	
LAST 12 Division I GAMES:				
	123 A Bethune-Cookman 47 57	247 A Howard 54 69		
	344 A Florida A&M 81 84	261 H Morgan St. 60 57		
	330 H Delaware St. 76 60	306 H Coppin St. 60 52		
	197 H Hampton 53 62	201 H Norfolk St. 60 75		
	217 A N. C. A&T 54 67	330 A Delaware St. 74 67		
	280 A UMES 73 84	281 A USC Upstate 61 66		

Non-Div I Games: Johnson & Wales (NC) 8 51

N. C. Central

N
C
S
t
a
t
e

NC State				Through Games Of Feb. 13, 2018											
Average RPI	Win:	118	WON-LOST	WINNING	LAST 10	STRENGTH OF	OPP. STRENGTH	TEAM	ADJ.	CONF.	ADJ CONF.				
Average RPI	Loss:	27	RECORD	PCT. RANK	GAMES	SCHEDULE	OF SCHEDULE	RPI	RPI	RPI	RPI				
DIV. I ONLY	20- 6	40	8- 2	27	13	19	19	1	1						
DIV. I NON-CONF.	11- 2	22	0- 0	86	35	25	25	1	1						

TOTALS	RPI 1-25		RPI 26-50		W-L RECORDS	RPI 51-100		RPI 101-999		RPI 201+					
20- 6	1- 2		1- 4		OVERALL	5- 0		13- 0		3- 0					
13- 2	1- 1		1- 1		HOME	3- 0		8- 0		2- 0					
6- 3	0- 1		0- 2		AWAY	1- 0		5- 0		1- 0					
1- 1	0- 0		0- 1		NEUTRAL	1- 0		0- 0		0- 0					
11- 2	0- 0		0- 2		NON-CONFERENCE	3- 0		8- 0		2- 0					
8- 0	0- 0		0- 0		HOME	2- 0		6- 0		1- 0					
2- 1	0- 0		0- 1		AWAY	0- 0		2- 0		1- 0					
1- 1	0- 0		0- 1		NEUTRAL	1- 0		0- 0		0- 0					
9- 4	1- 2		1- 2		CONFERENCE	2- 0		5- 0		1- 0					
5- 2	1- 1		1- 1		HOME	1- 0		2- 0		1- 0					
4- 2	0- 1		0- 1		AWAY	1- 0		3- 0		0- 0					
0- 0	0- 0		0- 0		NEUTRAL	0- 0		0- 0		0- 0					

RPI 1-25 Team's RPI: 19				RPI 26-50				RPI 51-100				RPI 101+			
RPI	S	Opponent	Score	RPI	S	Opponent	Score	RPI	S	Opponent	Score	RPI	S	Opponent	Score
4	H	Louisville	47 55	26	A	Rutgers	53 57	60	H	Elon	70 57	102	H	Tulane	79 55
5	H	Florida St.	65 56	28	H	Virginia	63 73	63	A	Virginia Tech	68 51	103	A	North Carolina	66 53
16	A	Duke	56 69	36	H	Syracuse	60 56	68	H	Georgia Tech	56 43	103	H	North Carolina	73 54
				38	N	South Dakota St.	67 75	89	H	Jacksonville	64 44	106	A	Wake Forest	82 68
				47	A	Miami (FL)	48 52	94	N	Alabama	68 49	121	H	South Ala.	71 50
												122	H	ETSU	70 58
												130	A	Vanderbilt	83 72
												133	H	Georgetown	63 49
												141	A	Clemson	62 41
												158	H	Davidson	73 49
												208	H	Boston College	72 54
												225	H	UNC Asheville	87 55
												286	A	Old Dominion	73 56
					</										

N
C
S
t
a
t
e

Non-Div I Games:

NC State

Average RPI Win:	277	WON-LOST	WINNING	LAST 10	STRENGTH OF	OPP. STRENGTH	TEAM	ADJ.	CONF.	ADJ CONF.
Average RPI Loss:	202	RECORD	PCT. RANK	GAMES	SCHEDULE	OF SCHEDULE	RPI	RPI	RPI	RPI
DIV. I ONLY	2- 23	342	1- 9	268	313	343	343	22	22	
DIV. I NON-CONF.	1- 13	336	0- 1	278	341	345	345	21	21	

TOTALS	RPI 1-25	RPI 26-50	W-L RECORDS	RPI 51-100	RPI 101-999	RPI 201+				
2- 23	0- 0	0- 3	OVERALL	0- 2	2- 18	2- 12				
2- 12	0- 0	0- 1	HOME	0- 2	2- 9	2- 8				
0- 11	0- 0	0- 2	AWAY	0- 0	0- 9	0- 4				
0- 0	0- 0	0- 0	NEUTRAL	0- 0	0- 0	0- 0				
1- 13	0- 0	0- 1	NON-CONFERENCE	0- 1	1- 11	1- 7				
1- 6	0- 0	0- 0	HOME	0- 1	1- 5	1- 5				
0- 7	0- 0	0- 1	AWAY	0- 0	0- 6	0- 2				
0- 0	0- 0	0- 0	NEUTRAL	0- 0	0- 0	0- 0				
1- 10	0- 0	0- 2	CONFERENCE	0- 1	1- 7	1- 5				
1- 6	0- 0	0- 1	HOME	0- 1	1- 4	1- 3				
0- 4	0- 0	0- 1	AWAY	0- 0	0- 3	0- 2				
0- 0	0- 0	0- 0	NEUTRAL	0- 0	0- 0	0- 0				

RPI 1-25				RPI 26-50				RPI 51-100				RPI 101+ Team's RPI: 343			
RPI	S	Opponent	Score	RPI	S	Opponent	Score	RPI	S	Opponent	Score	RPI	S	Opponent	Score
				38	A	South Dakota St.	48 92	72	H	Penn	38 77	117	A	Dartmouth	50 81
				45	A	FGCU	66 90	89	H	Jacksonville	58 88	151	A	Binghamton	36 67
				45	H	FGCU	43 89					160	A	Lehigh	50 64
												175	A	Army West Point	49 79
												178	A	Stetson	55 73
												178	H	Stetson	53 72
												228	H	North Florida	75 65
												261	A	Morgan St.	43 55
												262	A	Lipscomb	58 66
												262	H	Lipscomb	58 74
												267	H	Cornell	46 61
												273	H	Rider	64 79
												274	H	Fairleigh Dickinson	70 74
												279	H	LIU Brooklyn	49 67
												281	H	USC Upstate	57 95
												284	A	North Dakota St.	58 105
												302	A	Kennesaw St.	65 80
												302	H	Kennesaw St.	58 61
												325	H	Long Beach St.	73 57
												345	H	Saint Peter's	52 59
LAST 12 Division I GAMES:															
				45	H	FGCU	43 89	228	H	North Florida	75 65				
				178	H	Stetson	53 72	89	H	Jacksonville	58 88				
				302	H	Kennesaw St.	58 61	178	A	Stetson	55 73				
				262	A	Lipscomb	58 66	45	A	FGCU	66 90				
				302	A	Kennesaw St.	65 80	281	H	USC Upstate	57 95				
				262	H	Lipscomb	58 74	267	H	Cornell	46 61				

Non-Div I Games: St. Joseph's (Brkn)106 42

NJIT

Average RPI Win:	155	WON-LOST	WINNING	LAST 10	STRENGTH OF	OPP. STRENGTH	TEAM	ADJ.	CONF.	ADJ CONF.
Average RPI Loss:	50	RECORD	PCT. RANK	GAMES	SCHEDULE	OF SCHEDULE	RPI	RPI	RPI	RPI
DIV. I ONLY	18- 7	56	8- 2	82	40	66	66	3	3	
DIV. I NON-CONF.	9- 4	82	0- 0	233	57	135	135	4	4	

TOTALS	RPI 1-25	RPI 26-50	W-L RECORDS	RPI 51-100	RPI 101-999	RPI 201+				
18- 7	2- 3	2- 2	OVERALL	3- 1	11- 1	7- 0				
9- 6	1- 2	0- 2	HOME	2- 1	6- 1	4- 0				
8- 0	1- 0	2- 0	AWAY	1- 0	4- 0	2- 0				
1- 1	0- 1	0- 0	NEUTRAL	0- 0	1- 0	1- 0				
9- 4	0- 1	0- 1	NON-CONFERENCE	2- 1	7- 1	5- 0				
5- 3	0- 0	0- 1	HOME	1- 1	4- 1	3- 0				
3- 0	0- 0	0- 0	AWAY	1- 0	2- 0	1- 0				
1- 1	0- 1	0- 0	NEUTRAL	0- 0	1- 0	1- 0				
9- 3	2- 2	2- 1	CONFERENCE	1- 0	4- 0	2- 0				
4- 3	1- 2	0- 1	HOME	1- 0	2- 0	1- 0				
5- 0	1- 0	2- 0	AWAY	0- 0	2- 0	1- 0				
0- 0	0- 0	0- 0	NEUTRAL	0- 0	0- 0	0- 0				

RPI 1-25				RPI 26-50				RPI 51-100				RPI 101+			
RPI	S	Opponent	Score	RPI	S	Opponent	Score	RPI	S	Opponent	Score	RPI	S	Opponent	Score
8	H	Ohio St.	61 73	26	A	Rutgers	52 42	53	H	Purdue	75 51	140	H	SIUE	62 53
13	H	Maryland	57 64	37	H	Creighton	49 64	85	A	Drake	89 84	141	H	Clemson	66 67
20	N	Buffalo	72 82	42	H	Michigan	64 69	87	H	Washington St.	61 73	165	A	Kansas	66 49
21	A	Iowa	92 74	43	A	Minnesota	79 74	98	H	Arkansas	80 69	184	A	Northwestern	69 59
21	H	Iowa	74 65									185	H	Wisconsin	51 48
												211	A	Illinois	80 72
												211	H	Illinois	62 47
												213	H	Fla. Atlantic	86 69
												250	A	San Jose St.	81 55
												268	H	UMKC	80 60
												275	N	Coastal Caro.	55 47
												339	H	Ark.-Pine Bluff	73 52

LAST 12 Division I GAMES:															
185	H	Wisconsin	51 48	21	H	Iowa	74 65	211	A	Illinois	80 72				
13	H	Maryland	57 64	42	H	Michigan	64 69	184	A	Northwestern	69 59				
211	H	Illinois	62 47	43	A	Minnesota	79 74	8	H	Ohio St.	61 73				
21	A	Iowa	92 74												
53	H	Purdue	75 51												
26	A	Rutgers	52 42												

Non-Div I Games:

Nebraska

Average RPI	Win:	221	WON-LOST	WINNING	LAST 10	STRENGTH OF	OPP. STRENGTH	TEAM	ADJ.	CONF.	ADJ CONF.
Average RPI	Loss:	124	RECORD	PCT. RANK	GAMES	SCHEDULE	OF SCHEDULE	RPI	RPI	RPI	RPI
DIV. I ONLY		10- 12	204	3- 7		147	121	189	189	16	16
DIV. I NON-CONF.		6- 4	122	0- 0		142	118	139	139	14	14

TOTALS	RPI 1-25		RPI 26-50		W-L RECORDS		RPI 51-100		RPI 101-999		RPI 201+
10- 12	0- 1		0- 1		OVERALL		0- 5		10- 5		6- 3
7- 4	0- 1		0- 0		HOME		0- 1		7- 2		4- 1
2- 7	0- 0		0- 0		AWAY		0- 4		2- 3		1- 2
1- 1	0- 0		0- 1		NEUTRAL		0- 0		1- 0		1- 0
6- 4	0- 1		0- 1		NON-CONFERENCE		0- 1		6- 1		4- 1
4- 2	0- 1		0- 0		HOME		0- 0		4- 1		2- 1
1- 1	0- 0		0- 0		AWAY		0- 1		1- 0		1- 0
1- 1	0- 0		0- 1		NEUTRAL		0- 0		1- 0		1- 0
4- 8	0- 0		0- 0		CONFERENCE		0- 4		4- 4		2- 2
3- 2	0- 0		0- 0		HOME		0- 1		3- 1		2- 0
1- 6	0- 0		0- 0		AWAY		0- 3		1- 3		0- 2
0- 0	0- 0		0- 0		NEUTRAL		0- 0		0- 0		0- 0

RPI 1-25				RPI 26-50				RPI 51-100				RPI 101+				Team's RPI: 189	
RPI	S	Opponent	Score	RPI	S	Opponent	Score	RPI	S	Opponent	Score	RPI	S	Opponent	Score		
1	H	UConn	57 88	46	N	Oregon St.	49 89	70	A	Wyomi ng	60 66	114	H	Colorado St.	59 65		
								70	H	Wyomi ng	62 65	139	H	Portland St.	67 55		
								86	A	New Mexi co	68 72	146	A	Fresno St.	55 68		
								90	A	UNLV	75 77	146	H	Fresno St.	90 73		
								93	A	Utah	61 87	174	A	Boise St.	72 68		
												191	H	SMU	80 72		
												218	A	Seattle U	74 65		
												229	H	Pepperdine	72 77		
												234	N	Montana St.	67 53		
												250	H	San Jose St.	91 63		
												251	A	San Diego St.	72 75		
												270	H	Sacramento St.	95 68		
												276	H	Santa Clara	52 41		
												297	A	Utah St.	57 79		
												311	H	Air Force	70 60		
LAST 12 Division I GAMES:																	
251	A	San Diego St.	72 75	250	H	San Jose St.	91 63										
90	A	UNLV	75 77	297	A	Utah St.	57 79										
114	H	Colorado St.	59 65	311	H	Air Force	70 60										
146	A	Fresno St.	55 68	70	A	Wyomi ng	60 66										
70	H	Wyomi ng	62 65	86	A	New Mexi co	68 72										
174	A	Boi se St.	72 68	146	H	Fresno St.	90 73										

Non-Div I Games: Stanislaus St. 81 60

Nevada

Average RPI Win: 250

Average RPI Loss: 161

WON-LOST
RECORDWINNING
PCT. RANKLAST 10
GAMESSTRENGTH OF
SCHEDULEOPP. STRENGTH
OF SCHEDULETEAM
RPIADJ.
RPICONF.
RPIADJ CONF.
RPI

DIV. I ONLY	15- 10	117	5- 5	303	222	182	182	20	20
DIV. I NON-CONF.	8- 4	87	0- 0	335	241	189	189	24	24
TOTALS	RPI 1-25	RPI 26-50	W-L RECORDS	RPI 51-100	RPI 101-999	RPI 201+			
15- 10	0- 0	0- 0	OVERALL	1- 3	14- 7	10- 4			
7- 3	0- 0	0- 0	HOME	1- 1	6- 2	4- 1			
7- 6	0- 0	0- 0	AWAY	0- 2	7- 4	5- 2			
1- 1	0- 0	0- 0	NEUTRAL	0- 0	1- 1	1- 1			
8- 4	0- 0	0- 0	NON-CONFERENCE	0- 0	8- 4	6- 3			
4- 0	0- 0	0- 0	HOME	0- 0	4- 0	2- 0			
3- 3	0- 0	0- 0	AWAY	0- 0	3- 3	3- 2			
1- 1	0- 0	0- 0	NEUTRAL	0- 0	1- 1	1- 1			
7- 6	0- 0	0- 0	CONFERENCE	1- 3	6- 3	4- 1			
3- 3	0- 0	0- 0	HOME	1- 1	2- 2	2- 1			
4- 3	0- 0	0- 0	AWAY	0- 2	4- 1	2- 0			
0- 0	0- 0	0- 0	NEUTRAL	0- 0	0- 0	0- 0			

RPI 1-25				RPI 26-50				RPI 51-100				RPI 101+ Team's RPI: 182			
RPI	S	Opponent	Score	RPI	S	Opponent	Score	RPI	S	Opponent	Score	RPI	S	Opponent	Score
								79	A	Albany (NY)	53 66	117	A	Dartmouth	49 57
								79	H	Albany (NY)	74 68	138	H	Northeastern	65 50
								81	A	Maine	46 77	151	A	Binghamton	63 61
								81	H	Maine	46 56	151	H	Binghamton	52 54
												155	A	Hartford	49 85
												198	A	Stony Brook	51 50
												199	H	Boston U.	72 57
												208	A	Boston College	55 64
												214	A	Xavier	66 71
												231	N	La Salle	51 59
												253	H	Manhattan	68 55
												258	N	Fairfield	71 61
												267	H	Cornell	48 45
												287	A	Sacred Heart	74 47
												290	A	Vermont	52 49
												290	H	Vermont	53 58
												292	A	Bryant	74 65
												326	A	Wagner	65 53
												329	A	UMBC	51 46
												329	H	UMBC	56 51
												347	H	UMass Lowell	66 45
LAST 12 Division I GAMES:															
				329	A	UMBC	51 46					81	H	Maine	46 56
				81	A	Maine	46 77					198	A	Stony Brook	51 50
				290	H	Vermont	53 58					290	A	Vermont	52 49
				79	H	Albany (NY)	74 68					347	H	UMass Lowell	66 45
				155	A	Hartford	49 85					151	A	Binghamton	63 61
				151	H	Binghamton	52 54					79	A	Albany (NY)	53 66

Non-Div I Games:

Colby-Sawyer

64 40

New Hampshire

Average RPI Win:	189	WON-LOST	WINNING	LAST 10	STRENGTH OF	OPP. STRENGTH	TEAM	ADJ.	CONF.	ADJ CONF.
Average RPI Loss:	140	RECORD	PCT. RANK	GAMES	SCHEDULE	OF SCHEDULE	RPI	RPI	RPI	RPI
DIV. I ONLY	18- 7	56	4- 6	189	111	86	86	16	16	
DIV. I NON-CONF.	11- 1	13	0- 0	76	106	13	13	14	14	

TOTALS	RPI 1-25	RPI 26-50	W-L RECORDS	RPI 51-100	RPI 101-999	RPI 201+				
18- 7	0- 0	1- 1	OVERALL	1- 2	16- 4	8- 2				
15- 1	0- 0	1- 0	HOME	1- 1	13- 0	6- 0				
3- 6	0- 0	0- 1	AWAY	0- 1	3- 4	2- 2				
0- 0	0- 0	0- 0	NEUTRAL	0- 0	0- 0	0- 0				
11- 1	0- 0	1- 1	NON-CONFERENCE	1- 0	9- 0	4- 0				
9- 0	0- 0	1- 0	HOME	1- 0	7- 0	3- 0				
2- 1	0- 0	0- 1	AWAY	0- 0	2- 0	1- 0				
0- 0	0- 0	0- 0	NEUTRAL	0- 0	0- 0	0- 0				
7- 6	0- 0	0- 0	CONFERENCE	0- 2	7- 4	4- 2				
6- 1	0- 0	0- 0	HOME	0- 1	6- 0	3- 0				
1- 5	0- 0	0- 0	AWAY	0- 1	1- 4	1- 2				
0- 0	0- 0	0- 0	NEUTRAL	0- 0	0- 0	0- 0				

RPI 1-25				RPI 26-50				RPI 51-100				Team's RPI: 86				RPI 101+			
RPI	S	Opponent	Score	RPI	S	Opponent	Score	RPI	S	Opponent	Score	RPI	S	Opponent	Score	RPI	S	Opponent	Score
				30	A	Oklahoma	63 105	70	A	Wyoming	55 66	108	H	Western Mich.	88 76				
				32	H	Marquette	88 87	82	H	Navy	94 87	111	H	Lamar University	90 58				
								90	H	UNLV	66 68	114	A	Colorado St.	71 74				
												136	A	UTEP	59 35				
												146	H	Fresno St.	88 75				
												156	H	Wichita St.	76 62				
												172	H	UC Irvine	83 61				
												174	A	Boise St.	85 91				
												174	H	Boise St.	100 83				
												189	H	Nevada	72 68				
												211	H	Illinois	97 68				
												230	H	Texas Tech	90 56				
												241	A	New Mexico St.	101 93				
												241	H	New Mexico St.	86 75				
												250	A	San Jose St.	86 95				
												250	H	San Jose St.	92 62				
												251	A	San Diego St.	89 97				
												297	H	Utah St.	80 47				
												311	A	Air Force	88 59				
												311	H	Air Force	57 49				
LAST 12 Division I GAMES:																			
				311	H	Air Force	57 49	90	H	UNLV	66 68								
				174	A	Boise St.	85 91	146	H	Fresno St.	88 75								
				250	H	San Jose St.	92 62	70	A	Wyoming	55 66								
				297	H	Utah St.	80 47	250	A	San Jose St.	86 95								
				114	A	Colorado St.	71 74	174	H	Boise St.	100 83								
				251	A	San Diego St.	89 97	189	H	Nevada	72 68								

Non-Div I Games: Northern N.M. 107 66

New Mexico

■ Loss,
 ■ Non-Conf,
 ■ S Site,
 ■ Home
 ■ A Away
 N Neutral

Average RPI Win: 269

Average RPI Loss: 176

WON-LOST
RECORDWINNING
PCT. RANKLAST 10
GAMESSTRENGTH OF
SCHEDULEOPP. STRENGTH
OF SCHEDULETEAM
RPIADJ.
RPICONF.
RPIADJ CONF.
RPI

DIV. I ONLY	10- 11	195	6- 3	272	323	241	241	31	31
DIV. I NON-CONF.	4- 8	239	1- 1	225	245	260	260	31	31

TOTALS	RPI 1-25	RPI 26-50	W-L RECORDS	RPI 51-100	RPI 101-999	RPI 201+			
10- 11	0- 0	0- 0	OVERALL	0- 3	10- 8	9- 6			
6- 3	0- 0	0- 0	HOME	0- 1	6- 2	5- 1			
4- 5	0- 0	0- 0	AWAY	0- 1	4- 4	4- 4			
0- 3	0- 0	0- 0	NEUTRAL	0- 1	0- 2	0- 1			
4- 8	0- 0	0- 0	NON-CONFERENCE	0- 3	4- 5	3- 3			
2- 3	0- 0	0- 0	HOME	0- 1	2- 2	1- 1			
2- 2	0- 0	0- 0	AWAY	0- 1	2- 1	2- 1			
0- 3	0- 0	0- 0	NEUTRAL	0- 1	0- 2	0- 1			
6- 3	0- 0	0- 0	CONFERENCE	0- 0	6- 3	6- 3			
4- 0	0- 0	0- 0	HOME	0- 0	4- 0	4- 0			
2- 3	0- 0	0- 0	AWAY	0- 0	2- 3	2- 3			
0- 0	0- 0	0- 0	NEUTRAL	0- 0	0- 0	0- 0			

RPI 1-25				RPI 26-50				RPI 51-100				RPI 101+ Team's RPI: 241			
RPI	S	Opponent	Score	RPI	S	Opponent	Score	RPI	S	Opponent	Score	RPI	S	Opponent	Score
								86	A	New Mexico	75 86	108	H	Western Mich.	55 64
								86	H	New Mexico	93 101	136	H	UTEP	76 68
								98	N	Arkansas	60 69	138	N	Northeastern	64 65
												204	H	UC Santa Barbara	47 77
												218	A	Seattle U	59 69
												223	A	CSU Bakersfield	52 62
												223	H	CSU Bakersfield	56 48
												229	A	Pepperdine	86 64
												233	N	Texas Southern	50 66
												257	H	A&M-Corpus Christi	70 61
												264	A	Grand Canyon	34 50
												264	H	Grand Canyon	64 60
												268	H	UMKC	70 62
												277	A	Arizona	44 83
												319	A	UTRGV	79 77
												325	A	Long Beach St.	72 63
												328	A	Utah Valley	82 72
												340	H	Chicago St.	74 59

LAST 12 Division I GAMES:															
				264	A	Grand Canyon	34 50	223	H	CSU Bakersfield	56 48				
				223	A	CSU Bakersfield	52 62	264	H	Grand Canyon	64 60				
				319	A	UTRGV	79 77	340	H	Chicago St.	74 59				
				268	H	UMKC	70 62	204	H	UC Santa Barbara	47 77				
				328	A	Utah Valley	82 72	325	A	Long Beach St.	72 63				
				218	A	Seattle U	59 69	138	N	Northeastern	64 65				

Non-Div I Games: Tex. Permian Basin 85 58 Western N.M. 89 60

New Mexico St.

Loss, Non-Conf, S Site, H Home A Away N Neutral

Average RPI Win:	268	WON-LOST	WINNING	LAST 10	STRENGTH OF	OPP. STRENGTH	TEAM	ADJ.	CONF.	ADJ CONF.
Average RPI Loss:	153	RECORD	PCT. RANK	GAMES	SCHEDULE	OF SCHEDULE	RPI	RPI	RPI	RPI
DIV. I ONLY	10- 13	210	6- 4	229	274	227	227	26	26	
DIV. I NON-CONF.	3- 7	254	0- 0	85	168	206	206	25	25	

TOTALS	RPI 1-25	RPI 26-50	W-L RECORDS	RPI 51-100	RPI 101-999	RPI 201+				
10- 13	0- 1	0- 1	OVERALL	0- 1	10- 10	9- 5				
6- 4	0- 0	0- 0	HOME	0- 1	6- 3	6- 2				
4- 9	0- 0	0- 0	AWAY	0- 0	4- 2	3- 1				
0- 0	0- 0	0- 0	NEUTRAL	0- 0	0- 0	0- 0				
3- 7	0- 1	0- 1	NON-CONFERENCE	0- 1	3- 4	3- 1				
2- 2	0- 0	0- 0	HOME	0- 1	2- 1	2- 1				
1- 5	0- 1	0- 1	AWAY	0- 0	1- 3	1- 0				
0- 0	0- 0	0- 0	NEUTRAL	0- 0	0- 0	0- 0				
7- 6	0- 0	0- 0	CONFERENCE	0- 0	7- 6	6- 4				
4- 2	0- 0	0- 0	HOME	0- 0	4- 2	4- 1				
3- 4	0- 0	0- 0	AWAY	0- 0	3- 4	2- 3				
0- 0	0- 0	0- 0	NEUTRAL	0- 0	0- 0	0- 0				

RPI 1-25				RPI 26-50				RPI 51-100				RPI 101+ Team's RPI: 227			
RPI	S	Opponent	Score	RPI	S	Opponent	Score	RPI	S	Opponent	Score	RPI	S	Opponent	Score
15	A	Missouri	45 81	47	A	Miami (FL)	46 76	62	H	Houston	66 78	102	A	Tulane	56 79
												111	A	Lamar University	77 100
												121	A	South Ala.	45 67
												128	A	Central Ark.	52 48
												132	H	SFA	67 74
												159	A	Louisiana	57 66
												202	H	CSUN	76 73
												210	H	Jacksonville St.	54 59
												216	A	Abilene Christian	70 80
												233	H	Texas Southern	72 69
												249	H	Nicholls St.	61 62
												257	A	A&M-Corpus Christi	68 75
												257	H	A&M-Corpus Christi	66 49
												259	A	McNeese	77 64
												312	A	Northwestern St.	47 52
												312	H	Northwestern St.	81 63
												315	A	Incarnate Word	72 45
												315	H	Incarnate Word	52 50
												322	H	Houston Baptist	70 52
												337	A	La. -Monroe	89 51
LAST 12 Division I GAMES:															
257	A	A&M-Corpus Christi	68 75	128	A	Central Ark.	52 48	257	H	A&M-Corpus Christi	66 49				
249	H	Nicholls St.	61 62	132	H	SFA	67 74	259	A	McNeese	77 64				
312	A	Northwestern St.	47 52	111	A	Lamar University	77 100	322	H	Houston Baptist	70 52				
315	A	Incarnate Word	72 45												
312	H	Northwestern St.	81 63												
315	H	Incarnate Word	52 50												

Non-Div I Games: Xavier (LA) 85 50

New Orleans

■ Loss,
 ■ Non-Conf,
 ■ S Site,
 ■ Home
 ■ A Away
 N Neutral

Average RPI Win: 239	WON-LOST RECORD	WINNING PCT. RANK	LAST 10 GAMES	STRENGTH OF SCHEDULE	OPP. STRENGTH OF SCHEDULE	TEAM RPI	ADJ. RPI	CONF. RPI	ADJ CONF. RPI
Average RPI Loss: 175									
DIV. I ONLY	9- 16	255	4- 6	192	268	245	245	28	28
DIV. I NON-CONF.	3- 8	268	0- 0	73	167	210	210	26	26

TOTALS	RPI 1-25	RPI 26-50	W-L RECORDS	RPI 51-100	RPI 101-999	RPI 201+			
9- 16	1- 1	0- 0	OVERALL	0- 3	8- 12	7- 7			
5- 5	1- 0	0- 0	HOME	0- 2	4- 3	4- 0			
3- 10	0- 1	0- 0	AWAY	0- 1	3- 8	3- 7			
1- 1	0- 0	0- 0	NEUTRAL	0- 0	1- 1	0- 0			
3- 8	1- 1	0- 0	NON-CONFERENCE	0- 1	2- 6	1- 2			
1- 3	1- 0	0- 0	HOME	0- 1	0- 2	0- 0			
1- 4	0- 1	0- 0	AWAY	0- 0	1- 3	1- 2			
1- 1	0- 0	0- 0	NEUTRAL	0- 0	1- 1	0- 0			
6- 8	0- 0	0- 0	CONFERENCE	0- 2	6- 6	6- 5			
4- 2	0- 0	0- 0	HOME	0- 1	4- 1	4- 0			
2- 6	0- 0	0- 0	AWAY	0- 1	2- 5	2- 5			
0- 0	0- 0	0- 0	NEUTRAL	0- 0	0- 0	0- 0			

RPI 1-25				RPI 26-50				RPI 51-100				RPI 101+ Team's RPI: 245			
RPI	S	Opponent	Score	RPI	S	Opponent	Score	RPI	S	Opponent	Score	RPI	S	Opponent	Score
13	A	Maryland	65 92					55	A	Quinnipiac	61 77	129	H	Cleveland St.	61 70
20	H	Buffalo	75 62					55	H	Quinnipiac	55 84	155	A	Hartford	65 83
								61	H	Drexel	65 66	157	N	Louisiana Tech	73 67
												159	N	Louisiana	52 68
												163	H	Saint Joseph's	69 93
												168	H	Marist	78 84
												206	A	Siena	73 68
												206	H	Siena	65 50
												219	A	Oakland	59 67
												253	A	Manhattan	64 82
												253	H	Manhattan	65 64
												256	A	St. Bonaventure	58 76
												258	A	Fairfield	53 59
												273	A	Rider	58 65
												278	A	Colgate	81 44
												289	A	Canisius	60 64
												293	A	Monmouth	63 65
												338	H	Iona	73 59
												345	A	Saint Peter's	87 52
												345	H	Saint Peter's	64 54
LAST 12 Division I GAMES:															
293	A	Monmouth	63 65	345	A	Saint Peter's	87 52								
253	A	Manhattan	64 82	273	A	Rider	58 65								
345	H	Saint Peter's	64 54	206	H	Siena	65 50								
289	A	Canisius	60 64	253	H	Manhattan	65 64								
55	H	Quinnipiac	55 84	206	A	Siena	73 68								
168	H	Marist	78 84	55	A	Quinnipiac	61 77								

Non-Div I Games:

Niagara

Average RPI Win:	288	WON-LOST	WINNING	LAST 10	STRENGTH OF	OPP. STRENGTH	TEAM	ADJ.	CONF.	ADJ CONF.
Average RPI Loss:	160	RECORD	PCT. RANK	GAMES	SCHEDULE	OF SCHEDULE	RPI	RPI	RPI	RPI
DIV. I ONLY	8- 12	227	5- 5	279	285	249	249	26	26	
DIV. I NON-CONF.	2- 6	280	0- 0	152	204	230	230	25	25	

TOTALS	RPI 1-25	RPI 26-50	W-L RECORDS	RPI 51-100	RPI 101-999	RPI 201+				
8- 12	0- 2	0- 0	OVERALL	0- 1	8- 9	8- 4				
2- 6	0- 1	0- 0	HOME	0- 1	2- 4	2- 1				
6- 5	0- 1	0- 0	AWAY	0- 0	6- 4	6- 2				
0- 1	0- 0	0- 0	NEUTRAL	0- 0	0- 1	0- 1				
2- 6	0- 2	0- 0	NON-CONFERENCE	0- 1	2- 3	2- 1				
0- 2	0- 1	0- 0	HOME	0- 1	0- 0	0- 0				
2- 3	0- 1	0- 0	AWAY	0- 0	2- 2	2- 0				
0- 1	0- 0	0- 0	NEUTRAL	0- 0	0- 1	0- 1				
6- 6	0- 0	0- 0	CONFERENCE	0- 0	6- 6	6- 3				
2- 4	0- 0	0- 0	HOME	0- 0	2- 4	2- 1				
4- 2	0- 0	0- 0	AWAY	0- 0	4- 2	4- 2				
0- 0	0- 0	0- 0	NEUTRAL	0- 0	0- 0	0- 0				

RPI 1-25				RPI 26-50				RPI 51-100				RPI 101+ Team's RPI: 249			
RPI	S	Opponent	Score	RPI	S	Opponent	Score	RPI	S	Opponent	Score	RPI	S	Opponent	Score
6	H	Baylor	43 85					89	H	Jacksonville	61 69	111	H	Lamar University	61 76
25	A	LSU	50 65									120	A	Iowa St.	47 75
												128	H	Central Ark.	48 69
												132	H	SFA	73 86
												191	A	SMU	61 68
												216	H	Abilene Christian	81 60
												227	A	New Orleans	62 61
												248	N	Bradley	65 75
												257	A	A&M-Corpus Christi	55 76
												259	A	McNeese	61 54
												294	H	Southeastern La.	57 66
												309	A	Jackson St.	90 64
												312	A	Northwestern St.	79 63
												315	A	Incarate Word	62 64
												322	A	Houston Baptist	73 61
												322	H	Houston Baptist	63 45
												336	A	Mississippi Val.	62 57

LAST 12 Division I GAMES:															
322	H	Houston Baptist	63 45	128	H	Central Ark.	48 69								
216	H	Abilene Christian	81 60	259	A	McNeese	61 54								
227	A	New Orleans	62 61	322	A	Houston Baptist	73 61								
294	H	Southeastern La.	57 66	132	H	SFA	73 86								
111	H	Lamar University	61 76	315	A	Incarate Word	62 64								
257	A	A&M-Corpus Christi	55 76	312	A	Northwestern St.	79 63								

Non-Div I Games: Spring Hill 78 70 Evangel 72 55 Southern-N. O. 83 45

Nicholls St.

Loss, Non-Conf, S Site, H Home A Away N Neutral

Average RPI Win:	281	WON-LOST	WINNING	LAST 10	STRENGTH OF	OPP. STRENGTH	TEAM	ADJ.	CONF.	ADJ CONF.
Average RPI Loss:	181	RECORD	PCT. RANK	GAMES	SCHEDULE	OF SCHEDULE	RPI	RPI	RPI	RPI
DIV. I ONLY	14- 9	112	6- 4	301	346	201	201	30	30	
DIV. I NON-CONF.	7- 5	132	1- 0	272	329	186	186	30	30	

TOTALS	RPI 1-25	RPI 26-50	W-L RECORDS	RPI 51-100	RPI 101-999	RPI 201+				
14- 9	0- 0	0- 0	OVERALL	0- 1	14- 8	12- 5				
5- 4	0- 0	0- 0	HOME	0- 0	5- 4	5- 2				
8- 4	0- 0	0- 0	AWAY	0- 1	8- 3	6- 2				
1- 1	0- 0	0- 0	NEUTRAL	0- 0	1- 1	1- 1				
7- 5	0- 0	0- 0	NON-CONFERENCE	0- 1	7- 4	6- 3				
2- 2	0- 0	0- 0	HOME	0- 0	2- 2	2- 1				
4- 2	0- 0	0- 0	AWAY	0- 1	4- 1	3- 1				
1- 1	0- 0	0- 0	NEUTRAL	0- 0	1- 1	1- 1				
7- 4	0- 0	0- 0	CONFERENCE	0- 0	7- 4	6- 2				
3- 2	0- 0	0- 0	HOME	0- 0	3- 2	3- 1				
4- 2	0- 0	0- 0	AWAY	0- 0	4- 2	3- 1				
0- 0	0- 0	0- 0	NEUTRAL	0- 0	0- 0	0- 0				

RPI 1-25				RPI 26-50				RPI 51-100				RPI 101+ Team's RPI: 201					
RPI	S	Opponent	Score	RPI	S	Opponent	Score	RPI	S	Opponent	Score	RPI	S	Opponent	Score		
								82	A	Navy	51	70	123	A	Bethune-Cookman	45	60
													123	H	Bethune-Cookman	51	58
													134	A	William & Mary	80	74
													177	H	High Point	56	59
													197	A	Hampton	63	48
													205	N	Bowling Green	50	59
													207	A	East Carolina	46	51
													217	A	N. C. A&T	51	53
													220	H	UNCG	64	63
													231	H	Loyola Maryland	58	61
													246	A	Campbell	53	27
													260	H	Towson	86	76
													261	H	Morgan St.	53	55
													266	N	St. Francis Brooklyn	52	51
													288	A	VCU	66	52
													306	H	Coppin St.	71	57
													316	A	South Carolina St.	71	67
													330	H	Delaware St.	72	50
													335	A	N. C. Central	75	60
													342	A	Savannah St.	78	58
													344	H	Florida A&M	70	49
													348	A	Longwood	64	45

LAST 12 Division I GAMES:																	
330	H	Delaware St.	72	50	123	H	Bethune-Cookman	51	58								
197	A	Hampton	63	48	342	A	Savannah St.	78	58								
123	A	Bethune-Cookman	45	60	316	A	South Carolina St.	71	67								
261	H	Morgan St.	53	55	335	A	N. C. Central	75	60								
217	A	N. C. A&T	51	53	306	H	Coppin St.	71	57								
344	H	Florida A&M	70	49	348	A	Longwood	64	45								

Non-Div I Games:

Norfolk St.

Average RPI Win:	166	WON-LOST	WINNING	LAST 10	STRENGTH OF	OPP. STRENGTH	TEAM	ADJ.	CONF.	ADJ CONF.
Average RPI Loss:	70	RECORD	PCT. RANK	GAMES	SCHEDULE	OF SCHEDULE	RPI	RPI	RPI	RPI
DIV. I ONLY	14- 11	143	4- 6	49	65	103	103	1	1	
DIV. I NON-CONF.	10- 3	52	0- 0	130	268	109	109	1	1	

TOTALS	RPI 1-25	RPI 26-50	W-L RECORDS	RPI 51-100	RPI 101-999	RPI 201+				
14- 11	1- 4	1- 2	OVERALL	0- 2	12- 3	4- 1				
11- 6	1- 1	1- 1	HOME	0- 2	9- 2	3- 0				
1- 5	0- 3	0- 1	AWAY	0- 0	1- 1	0- 1				
2- 0	0- 0	0- 0	NEUTRAL	0- 0	2- 0	1- 0				
10- 3	0- 0	1- 0	NON-CONFERENCE	0- 1	9- 2	4- 0				
8- 3	0- 0	1- 0	HOME	0- 1	7- 2	3- 0				
0- 0	0- 0	0- 0	AWAY	0- 0	0- 0	0- 0				
2- 0	0- 0	0- 0	NEUTRAL	0- 0	2- 0	1- 0				
4- 8	1- 4	0- 2	CONFERENCE	0- 1	3- 1	0- 1				
3- 3	1- 1	0- 1	HOME	0- 1	2- 0	0- 0				
1- 5	0- 3	0- 1	AWAY	0- 0	1- 1	0- 1				
0- 0	0- 0	0- 0	NEUTRAL	0- 0	0- 0	0- 0				

RPI 1-25				RPI 26-50				RPI 51-100				RPI 101+ Team's RPI: 103			
RPI	S	Opponent	Score	RPI	S	Opponent	Score	RPI	S	Opponent	Score	RPI	S	Opponent	Score
2	A	Notre Dame	62 94	28	A	Vi rgi ni a	70 82	56	H	Mercer	86 97	106	A	Wake Forest	79 76
5	A	Florida St.	65 103	43	H	Minnesota	88 83	63	H	Vi rgi ni a Tech	74 90	121	H	South Ala.	84 85
16	H	Duke	92 86	47	H	Mi ami (FL)	72 92					137	H	Radford	79 46
19	A	NC State	54 73									141	H	Clemson	59 52
19	H	NC State	53 66									143	H	Col orado	87 80
												155	H	Hartford	90 70
												167	H	Pi ttsburgh	68 67
												173	N	Washi ngton	90 78
												188	H	Furman	84 56
												197	H	Hampton	66 70
												208	A	Boston Col lege	64 77
												236	N	Grambl ing	79 63
												271	H	Appal achi an St.	56 43
												272	H	Presbyteri an	91 56
												282	H	UNCW	86 60
LAST 12 Division I GAMES:															
19	A	NC State	54 73	19	H	NC State	53 66	106	A	Wake Forest	79 76	141	H	Clemson	59 52
63	H	Vi rgi ni a Tech	74 90	208	A	Boston Col lege	64 77	167	H	Pi ttsburgh	68 67	272	H	Presbyteri an	91 56
47	H	Mi ami (FL)	72 92	5	A	Fl ori da St.	65 103								
2	A	Notre Dame	62 94												
28	A	Vi rgi ni a	70 82												
16	H	Duke	92 86												

Non-Div I Games:

North Carolina

Average RPI Win:	190	WON-LOST	WINNING	LAST 10	STRENGTH OF	OPP. STRENGTH	TEAM	ADJ.	CONF.	ADJ CONF.
Average RPI Loss:	138	RECORD	PCT. RANK	GAMES	SCHEDULE	OF SCHEDULE	RPI	RPI	RPI	RPI
DIV. I ONLY	9- 13	225	4- 6	58	267	169	169	19	19	
DIV. I NON-CONF.	5- 4	146	0- 0	35	205	58	58	13	13	

TOTALS	RPI 1-25	RPI 26-50	W-L RECORDS	RPI 51-100	RPI 101-999	RPI 201+				
9- 13	0- 1	1- 2	OVERALL	0- 1	8- 9	4- 3				
7- 3	0- 0	1- 0	HOME	0- 0	6- 3	3- 1				
1- 10	0- 1	0- 2	AWAY	0- 1	1- 6	1- 2				
1- 0	0- 0	0- 0	NEUTRAL	0- 0	1- 0	0- 0				
5- 4	0- 1	0- 2	NON-CONFERENCE	0- 1	5- 0	3- 0				
3- 0	0- 0	0- 0	HOME	0- 0	3- 0	2- 0				
1- 4	0- 1	0- 2	AWAY	0- 1	1- 0	1- 0				
1- 0	0- 0	0- 0	NEUTRAL	0- 0	1- 0	0- 0				
4- 9	0- 0	1- 0	CONFERENCE	0- 0	3- 9	1- 3				
4- 3	0- 0	1- 0	HOME	0- 0	3- 3	1- 1				
0- 6	0- 0	0- 0	AWAY	0- 0	0- 6	0- 2				
0- 0	0- 0	0- 0	NEUTRAL	0- 0	0- 0	0- 0				

RPI 1-25				RPI 26-50				RPI 51-100				RPI 101+ Team's RPI: 169			
RPI	S	Opponent	Score	RPI	S	Opponent	Score	RPI	S	Opponent	Score	RPI	S	Opponent	Score
6	A	Baylor	43 105	31	H	Northern Colo.	78 70	74	A	South Dakota	71 76	111	N	Lamar University	73 70
				38	A	South Dakota St.	52 66					144	A	Idaho St.	46 57
				46	A	Oregon St.	55 65					144	H	Idaho St.	55 68
												145	H	UNI	80 72
												148	A	Weber St.	69 80
												148	H	Weber St.	80 67
												150	A	Idaho	75 80
												150	H	Idaho	64 78
												179	A	Eastern Wash.	70 74
												179	H	Eastern Wash.	81 79
												234	A	Montana St.	56 72
												234	H	Montana St.	79 70
												240	A	Montana	51 53
												240	H	Montana	43 54
												284	H	North Dakota St.	79 68
												285	H	Massachusetts	82 52
												296	A	UTSA	60 47

LAST 12 Division I GAMES:															
144	H	Idaho St.	55 68	31	H	Northern Colo.	78 70	148	A	Weber St.	69 80	144	A	Idaho St.	46 57
148	H	Weber St.	80 67	148	A	Weber St.	69 80	234	H	Montana St.	79 70	240	A	Montana	51 53
240	A	Montana	51 53	234	H	Montana St.	79 70	240	H	Montana	43 54	284	H	North Dakota St.	79 68
234	A	Montana St.	56 72	240	H	Montana	43 54	285	H	Massachusetts	82 52	296	A	UTSA	60 47
150	H	Idaho	64 78	179	A	Eastern Wash.	70 74								
179	H	Eastern Wash.	81 79												

Non-Div I Games: Mayville St. 82 54 Southwest Minn. St. 85 62

North Dakota

Average RPI Win:	316	WON-LOST	WINNING	LAST 10	STRENGTH OF	OPP. STRENGTH	TEAM	ADJ.	CONF.	ADJ CONF.
Average RPI Loss:	142	RECORD	PCT. RANK	GAMES	SCHEDULE	OF SCHEDULE	RPI	RPI	RPI	RPI
DIV. I ONLY	5- 17	304	1- 9	158	246	284	284	15	15	
DIV. I NON-CONF.	4- 7	226	0- 0	294	310	277	277	17	17	

TOTALS	RPI 1-25	RPI 26-50	W-L RECORDS	RPI 51-100	RPI 101-999	RPI 201+				
5- 17	0- 0	0- 2	OVERALL	0- 3	5- 12	5- 2				
3- 6	0- 0	0- 1	HOME	0- 1	3- 4	3- 1				
1- 10	0- 0	0- 1	AWAY	0- 2	1- 7	1- 1				
1- 1	0- 0	0- 0	NEUTRAL	0- 0	1- 1	1- 0				
4- 7	0- 0	0- 0	NON-CONFERENCE	0- 1	4- 6	4- 1				
2- 2	0- 0	0- 0	HOME	0- 0	2- 2	2- 1				
1- 4	0- 0	0- 0	AWAY	0- 1	1- 3	1- 0				
1- 1	0- 0	0- 0	NEUTRAL	0- 0	1- 1	1- 0				
1- 10	0- 0	0- 2	CONFERENCE	0- 2	1- 6	1- 1				
1- 4	0- 0	0- 1	HOME	0- 1	1- 2	1- 0				
0- 6	0- 0	0- 1	AWAY	0- 1	0- 4	0- 1				
0- 0	0- 0	0- 0	NEUTRAL	0- 0	0- 0	0- 0				

RPI 1-25				RPI 26-50				RPI 51-100				RPI 101+				Team's RPI: 284
RPI	S	Opponent	Score	RPI	S	Opponent	Score	RPI	S	Opponent	Score	RPI	S	Opponent	Score	
				38	A	South Dakota St.	63 83	74	A	South Dakota	54 80	105	A	Western Ill.	72 97	
				38	H	South Dakota St.	64 85	74	H	South Dakota	67 82	113	A	Milwaukee	38 74	
								82	A	Navy	54 67	128	N	Central Ark.	45 68	
												143	A	Colorado	59 108	
												154	H	Cal Poly	69 73	
												169	A	North Dakota	68 79	
												180	A	Denver	79 98	
												180	H	Denver	73 78	
												190	A	Oral Roberts	48 71	
												190	H	Oral Roberts	57 64	
												239	A	Omaha	67 80	
												285	H	Massachusetts	82 70	
												303	A	FIU	71 68	
												319	H	UTRGV	79 82	
												321	H	Fort Wayne	72 56	
												329	N	UMBC	67 53	
												343	H	NJIT	105 58	

LAST 12 Division I GAMES:																
				180	H	Denver	73 78	321	H	Fort Wayne	72 56					
				190	H	Oral Roberts	57 64	180	A	Denver	79 98					
				74	A	South Dakota	54 80	190	A	Oral Roberts	48 71					
				38	H	South Dakota St.	64 85	38	A	South Dakota St.	63 83					
				105	A	Western Ill.	72 97	74	H	South Dakota	67 82					
				239	A	Omaha	67 80	128	N	Central Ark.	45 68					

Non-Div I Games: Valley City St. 67 58 Mayville St. 87 43 Dakota St. 97 42

North Dakota St.

Loss, Non-Conf, S Site, H Home A Away N Neutral

Average RPI		Win: 232	WON-LOST RECORD	WINNING PCT. RANK	LAST 10 GAMES	STRENGTH OF SCHEDULE	OPP. STRENGTH OF SCHEDULE	TEAM RPI	ADJ. RPI	CONF. RPI	ADJ. CONF. RPI
Loss: 169											
DIV. I ONLY		8- 15	256	4- 6	170	239	228	228	22	22	
DIV. I NON-CONF.		4- 8	239	0- 1	127	212	196	196	21	21	
TOTALS		RPI 1-25	RPI 26-50	W-L RECORDS		RPI 51-100	RPI 101-999	RPI 201+			
8- 15	0- 2	1- 2		OVERALL		0- 2	7- 9	6- 7			
4- 4	0- 0	1- 0		HOME		0- 1	3- 3	2- 2			
4- 10	0- 2	0- 2		AWAY		0- 1	4- 5	4- 4			
0- 1	0- 0	0- 0		NEUTRAL		0- 0	0- 1	0- 1			
4- 8	0- 2	0- 1		NON-CONFERENCE		0- 1	4- 4	3- 4			
2- 1	0- 0	0- 0		HOME		0- 0	2- 1	1- 1			
2- 6	0- 2	0- 1		AWAY		0- 1	2- 2	2- 2			
0- 1	0- 0	0- 0		NEUTRAL		0- 0	0- 1	0- 1			
4- 7	0- 0	1- 1		CONFERENCE		0- 1	3- 5	3- 3			
2- 3	0- 0	1- 0		HOME		0- 1	1- 2	1- 1			
2- 4	0- 0	0- 1		AWAY		0- 0	2- 3	2- 2			
0- 0	0- 0	0- 0		NEUTRAL		0- 0	0- 0	0- 0			

RPI 1-25					
RPI	S	Opponent	Score		
5	A	Florida St.	51	109	
22	A	Georgia	37	75	
RPI 26-50					
RPI	S	Opponent	Score		
42	A	Michigan	34	79	
45	A	FGCU	52	67	
45	H	FGCU	75	73	
RPI 51-100					
RPI	S	Opponent	Score		
51	A	West Virginia	59	87	
89	H	Jacksonville	48	66	
RPI 101+					
RPI	S	Opponent	Score		
123	H	Bethune-Cookman	70	63	
178	A	Stetson	55	68	
178	H	Stetson	51	68	
213	A	Fla. Atlantic	75	83	
215	A	Morehead St.	61	56	
244	H	Northern Ky.	58	50	
254	H	Col. of Charleston	69	73	
262	A	Lipscomb	57	78	
262	H	Lipscomb	69	73	
281	A	USC Upstate	65	61	
293	N	Monmouth	57	67	
298	A	Wofford	57	69	
302	A	Kennesaw St.	68	44	
302	H	Kennesaw St.	77	72	
343	A	NJIT	65	75	
344	A	Florida A&M	77	68	
Team's RPI: 228					
LAST 12 Division I GAMES:					
302	A	Kennesaw St.	68	44	
262	A	Lipscomb	57	78	
45	A	FGCU	52	67	
178	H	Stetson	51	68	
45	H	FGCU	75	73	
178	A	Stetson	55	68	
343	A	NJIT	65	75	
281	A	USC Upstate	65	61	
262	H	Lipscomb	69	73	
302	H	Kennesaw St.	77	72	
89	H	Jacksonville	48	66	
298	A	Wofford	57	69	

Non-Div I Games:	Warner	74	38	Edward Waters	73	47	Webber Int'l	81	53
------------------	--------	----	----	---------------	----	----	--------------	----	----

North Florida

■ Loss, ■ Non-Conf, S Site, H Home A Away N Neutral

Average RPI Win: 252

Average RPI Loss: 141

WON-LOST
RECORDWINNING
PCT. RANKLAST 10
GAMESSTRENGTH OF
SCHEDULEOPP. STRENGTH
OF SCHEDULETEAM
RPIADJ.
RPICONF.
RPIADJ CONF.
RPI

DIV. I ONLY	10- 10	176	4- 6	289	152	221	221	18	18
DIV. I NON-CONF.	6- 3	87	0- 0	343	103	236	236	20	20

TOTALS	RPI 1-25	RPI 26-50	W-L RECORDS	RPI 51-100	RPI 101-999	RPI 201+			
10- 10	0- 0	0- 1	OVERALL	0- 4	10- 5	7- 2			
5- 4	0- 0	0- 1	HOME	0- 2	5- 1	2- 0			
3- 6	0- 0	0- 0	AWAY	0- 2	3- 4	3- 2			
2- 0	0- 0	0- 0	NEUTRAL	0- 0	2- 0	2- 0			
6- 3	0- 0	0- 0	NON-CONFERENCE	0- 2	6- 1	4- 1			
3- 1	0- 0	0- 0	HOME	0- 1	3- 0	1- 0			
1- 2	0- 0	0- 0	AWAY	0- 1	1- 1	1- 1			
2- 0	0- 0	0- 0	NEUTRAL	0- 0	2- 0	2- 0			
4- 7	0- 0	0- 1	CONFERENCE	0- 2	4- 4	3- 1			
2- 3	0- 0	0- 1	HOME	0- 1	2- 1	1- 0			
2- 4	0- 0	0- 0	AWAY	0- 1	2- 3	2- 1			
0- 0	0- 0	0- 0	NEUTRAL	0- 0	0- 0	0- 0			

RPI 1-25				RPI 26-50				RPI 51-100				RPI 101+ Team's RPI: 221			
RPI	S	Opponent	Score	RPI	S	Opponent	Score	RPI	S	Opponent	Score	RPI	S	Opponent	Score
				48	H	Western Ky.	65 79	65	A	Indiana	63 68	118	A	Middle Tenn.	48 56
								80	A	UAB	52 68	136	H	UTEP	48 50
								84	H	Kansas St.	54 55	157	A	Louisiana Tech	53 61
								95	H	Rice	49 50	170	H	Tulsa	66 43
												186	H	Charlotte	73 68
												191	H	SMU	47 40
												213	A	Fla. Atlantic	65 51
												231	H	La Salle	70 44
												275	N	Coastal Caro.	50 34
												286	H	Old Dominion	63 46
												296	A	UTSA	58 70
												303	A	FIU	92 46
												317	N	Detroit Mercy	63 57
												327	A	Ill.-Chicago	67 70
												346	A	Eastern Ill.	63 61
LAST 12 Division I GAMES:															
213	A	Fla. Atlantic	65 51	118	A	Middle Tenn.	48 56								
303	A	FIU	92 46	186	H	Charlotte	73 68								
296	A	UTSA	58 70	286	H	Old Dominion	63 46								
136	H	UTEP	48 50	95	H	Rice	49 50								
48	H	Western Ky.	65 79	157	A	Louisiana Tech	53 61								
80	A	UAB	52 68	346	A	Eastern Ill.	63 61								

Non-Div I Games: Mid-Amer. Christian 86 52 Tex. A&M Int'l 64 38 Okla. Panhandle 63 41

North Texas

Loss, Non-Conf, S Site, H Home A Away N Neutral

Average RPI Win:	224	WON-LOST	WINNING	LAST 10	STRENGTH OF	OPP. STRENGTH	TEAM	ADJ.	CONF.	ADJ CONF.
Average RPI Loss:	120	RECORD	PCT. RANK	GAMES	SCHEDULE	OF SCHEDULE	RPI	RPI	RPI	RPI
DIV. I ONLY	12- 12	176	5- 5	104	219	138	138	10	10	
DIV. I NON-CONF.	5- 6	187	0- 0	199	317	213	213	12	12	

TOTALS	RPI 1-25	RPI 26-50	W-L RECORDS	RPI 51-100	RPI 101-999	RPI 201+				
12- 12	0- 0	0- 0	OVERALL	0- 7	12- 5	8- 1				
6- 4	0- 0	0- 0	HOME	0- 3	6- 1	3- 0				
5- 6	0- 0	0- 0	AWAY	0- 3	5- 3	4- 0				
1- 2	0- 0	0- 0	NEUTRAL	0- 1	1- 1	1- 1				
5- 6	0- 0	0- 0	NON-CONFERENCE	0- 2	5- 4	4- 1				
2- 2	0- 0	0- 0	HOME	0- 1	2- 1	1- 0				
2- 2	0- 0	0- 0	AWAY	0- 0	2- 2	2- 0				
1- 2	0- 0	0- 0	NEUTRAL	0- 1	1- 1	1- 1				
7- 6	0- 0	0- 0	CONFERENCE	0- 5	7- 1	4- 0				
4- 2	0- 0	0- 0	HOME	0- 2	4- 0	2- 0				
3- 4	0- 0	0- 0	AWAY	0- 3	3- 1	2- 0				
0- 0	0- 0	0- 0	NEUTRAL	0- 0	0- 0	0- 0				

RPI 1-25				RPI 26-50				RPI 51-100				RPI 101+				Team's RPI: 138
RPI	S	Opponent	Score	RPI	S	Opponent	Score	RPI	S	Opponent	Score	RPI	S	Opponent	Score	
								60	A	El on	71 78	116	A	Del aware	64 53	
								61	A	Drexel	50 58	116	H	Del aware	73 59	
								61	H	Drexel	58 69	134	A	William & Mary	53 71	
								62	N	Houston	64 72	134	H	William & Mary	64 46	
								76	A	James Madi son	43 72	168	H	Marist	78 72	
								76	H	James Madi son	57 60	182	A	New Hampshire	50 65	
								78	H	Harvard	69 79	192	H	Provi dence	95 98	
												199	A	Boston U.	73 74	
												241	N	New Mexico St.	65 64	
												254	H	Col . of Charleston	59 37	
												255	N	Illinois St.	55 65	
												258	H	Fairfield	63 43	
												260	A	Towson	70 61	
												282	A	UNCW	54 47	
												282	H	UNCW	56 39	
												285	A	Massachusetts	64 54	
												290	A	Vermont	71 66	

LAST 12 Division I GAMES:																
134	A	William & Mary	53 71	134	H	William & Mary	64 46									
76	A	James Madi son	43 72	61	H	Drexel	58 69									
116	H	Del aware	73 59	254	H	Col . of Charleston	59 37									
282	H	UNCW	56 39	60	A	El on	71 78									
61	A	Drexel	50 58	282	A	UNCW	54 47									
116	A	Del aware	64 53	76	H	James Madi son	57 60									

Non-Div I Games:

Northeastern

Average RPI Win: 231

Average RPI Loss: 199

WON-LOST
RECORDWINNING
PCT. RANKLAST 10
GAMESSTRENGTH OF
SCHEDULEOPP. STRENGTH
OF SCHEDULETEAM
RPIADJ.
RPICONF.
RPIADJ CONF.
RPI

DIV. I ONLY	4- 18	312	2- 8	227	336	318	318	19	19
DIV. I NON-CONF.	2- 8	290	0- 0	204	332	310	310	13	13
<hr/>									
TOTALS	RPI 1-25	RPI 26-50	W-L RECORDS	RPI 51-100	RPI 101-999	RPI 201+			
4- 18	0- 0	0- 0	OVERALL	0- 1	4- 17	2- 9			
2- 8	0- 0	0- 0	HOME	0- 1	2- 7	1- 5			
1- 10	0- 0	0- 0	AWAY	0- 0	1- 10	1- 4			
1- 0	0- 0	0- 0	NEUTRAL	0- 0	1- 0	0- 0			
2- 8	0- 0	0- 0	NON-CONFERENCE	0- 1	2- 7	1- 4			
1- 4	0- 0	0- 0	HOME	0- 1	1- 3	1- 2			
0- 4	0- 0	0- 0	AWAY	0- 0	0- 4	0- 2			
1- 0	0- 0	0- 0	NEUTRAL	0- 0	1- 0	0- 0			
2- 10	0- 0	0- 0	CONFERENCE	0- 0	2- 10	1- 5			
1- 4	0- 0	0- 0	HOME	0- 0	1- 4	0- 3			
1- 6	0- 0	0- 0	AWAY	0- 0	1- 6	1- 2			
0- 0	0- 0	0- 0	NEUTRAL	0- 0	0- 0	0- 0			

RPI 1-25				RPI 26-50				RPI 51-100				RPI 101+				Team's RPI: 318	
RPI	S	Opponent	Score	RPI	S	Opponent	Score	RPI	S	Opponent	Score	RPI	S	Opponent	Score		
								95	H	Rice	83	88	144	A	Idaho St.	59	76
												144	H	Idaho St.	55	75	
												148	A	Weber St.	63	77	
												148	H	Weber St.	76	75	
												150	A	Idaho	68	83	
												154	H	Cal Poly	73	89	
												174	N	Boise St.	62	60	
												179	A	Eastern Wash.	62	82	
												180	A	Denver	73	80	
												194	A	Youngstown St.	67	69	
												202	A	CSUN	69	78	
												204	H	UC Santa Barbara	93	96	
												234	A	Montana St.	39	81	
												234	H	Montana St.	56	78	
												240	A	Montana	62	70	
												240	H	Montana	52	69	
												252	A	Hawai i	68	84	
												264	H	Grand Canyon	54	72	
												277	H	Ari zona	84	66	
												324	A	Southern Utah	72	55	
												324	H	Southern Utah	57	60	
LAST 12 Division I GAMES:																	
				324	A	Southern Utah	72	55	179	A	Eastern Wash.	62	82				
				148	A	Weber St.	63	77	324	H	Southern Utah	57	60				
				144	A	Idaho St.	59	76	144	H	Idaho St.	55	75				
				240	H	Montana	52	69	148	H	Weber St.	76	75				
				234	H	Montana St.	56	78	234	A	Montana St.	39	81				
				150	A	Idaho	68	83	240	A	Montana	62	70				

Non-Div I Games: Antelope Valley 104 49

Northern Ariz.

Loss,
Non-Conf,
S Site,
H Home
A Away
N Neutral

Average RPI Win: 163

Average RPI Loss: 118

WON-LOST
RECORDWINNING
PCT. RANKLAST 10
GAMESSTRENGTH OF
SCHEDULEOPP. STRENGTH
OF SCHEDULETEAM
RPIADJ.
RPICONF.
RPIADJ CONF.
RPIDIV. I ONLY
DIV. I NON-CONF.18- 6
8- 348
657- 3
0- 032
17217
10031
2431
2419
1319
13

TOTALS

RPI 1-25

RPI 26-50

W-L RECORDS

RPI 51-100

RPI 101-999

RPI 201+

18- 6

2- 0

0- 0

OVERALL

1- 2

15- 4

5- 0

9- 2

1- 0

0- 0

HOME

0- 0

8- 2

2- 0

8- 4

1- 0

0- 0

AWAY

0- 2

7- 2

3- 0

1- 0

0- 0

0- 0

NEUTRAL

1- 0

0- 0

0- 0

8- 3

2- 0

0- 0

NON-CONFERENCE

1- 2

5- 1

1- 0

4- 1

1- 0

0- 0

HOME

0- 0

3- 1

0- 0

3- 2

1- 0

0- 0

AWAY

0- 2

2- 0

1- 0

1- 0

0- 0

0- 0

NEUTRAL

1- 0

0- 0

0- 0

10- 3

0- 0

0- 0

CONFERENCE

0- 0

10- 3

4- 0

5- 1

0- 0

0- 0

HOME

0- 0

5- 1

2- 0

5- 2

0- 0

0- 0

AWAY

0- 0

5- 2

2- 0

0- 0

0- 0

0- 0

NEUTRAL

0- 0

0- 0

0- 0

RPI 1-25

RPI 26-50

Team's RPI: 31

RPI 51-100

RPI 101+

RPI	S	Opponent	Score
24	A	DePaul	94 88
25	H	LSU	58 50

RPI	S	Opponent	Score
-----	---	----------	-------

RPI	S	Opponent	Score
55	A	Qui nni pi ac	49 60
71	A	Fordham	33 48
88	N	Li berty	65 57

RPI	S	Opponent	Score
114	H	Colorado St.	44 55
125	H	BYU	79 74
144	A	Idaho St.	63 57
144	H	Idaho St.	75 52
148	A	Weber St.	73 82
148	H	Weber St.	71 69
150	A	Idaho	78 72
150	H	Idaho	71 79
152	H	San Franci sco	73 60
169	A	North Dakota	70 78
171	H	Paci fic	80 55
179	A	Eastern Wash.	70 65
179	H	Eastern Wash.	68 62
180	A	Denver	71 63
234	A	Montana St.	78 63
234	H	Montana St.	82 69
240	A	Montana	64 58
240	H	Montana	68 50
268	A	UMKC	88 73

LAST 12 Division I GAMES:

148	H	Weber St.	71 69	169	A	North Dakota	70 78
144	H	Idaho St.	75 52	144	A	Idaho St.	63 57
234	A	Montana St.	78 63	148	A	Weber St.	73 82
240	A	Montana	64 58	240	H	Montana	68 50
179	H	Eastern Wash.	68 62	234	H	Montana St.	82 69
150	H	Idaho	71 79	150	A	Idaho	78 72

N
o
r
t
h
e
r
n
C
o
l
o
.N
o
r
t
h
e
r
n
C
o
l
o
.

Non-Div I Games:

Northern Colo.

Loss,
 Non-Conf,
 S Site,
 H Home
A Away
 N Neutral

Average RPI Win:	214	WON-LOST	WINNING	LAST 10	STRENGTH OF	OPP. STRENGTH	TEAM	ADJ.	CONF.	ADJ CONF.
Average RPI Loss:	85	RECORD	PCT. RANK	GAMES	SCHEDULE	OF SCHEDULE	RPI	RPI	RPI	RPI
DIV. I ONLY	13- 11	151	3- 7	148	109	124	124	8	8	
DIV. I NON-CONF.	8- 3	65	0- 0	284	271	121	121	8	8	

TOTALS	RPI 1-25	RPI 26-50	W-L RECORDS	RPI 51-100	RPI 101-999	RPI 201+				
13- 11	1- 1	0- 2	OVERALL	0- 5	12- 3	8- 1				
6- 3	1- 0	0- 1	HOME	0- 1	5- 1	3- 1				
6- 6	0- 0	0- 0	AWAY	0- 1	6- 0	4- 0				
1- 2	0- 0	0- 0	NEUTRAL	0- 1	1- 1	1- 0				
8- 3	0- 1	0- 0	NON-CONFERENCE	0- 1	8- 1	6- 0				
3- 0	0- 0	0- 0	HOME	0- 0	3- 0	2- 0				
4- 1	0- 1	0- 0	AWAY	0- 0	4- 0	3- 0				
1- 2	0- 0	0- 0	NEUTRAL	0- 1	1- 1	1- 0				
5- 8	1- 0	0- 2	CONFERENCE	0- 4	4- 2	2- 1				
3- 3	1- 0	0- 1	HOME	0- 1	2- 1	1- 1				
2- 5	0- 0	0- 1	AWAY	0- 3	2- 1	1- 0				
0- 0	0- 0	0- 0	NEUTRAL	0- 0	0- 0	0- 0				

RPI 1-25				RPI 26-50				RPI 51-100				RPI 101+ Team's RPI: 124			
RPI	S	Opponent	Score	RPI	S	Opponent	Score	RPI	S	Opponent	Score	RPI	S	Opponent	Score
20	H	Buffalo	86 84	29	H	Central Mich.	78 81	64	A	Toledo	60 63	105	H	Western Ill.	96 94
21	A	Iowa	80 105	41	A	Ball St.	72 81	75	A	Ohio	75 77	108	A	Western Mich.	83 88
								79	N	Albany (NY)	91 97	111	N	Lamar University	80 90
								92	A	Miami (OH)	65 67	140	A	SIUE	86 75
								92	H	Miami (OH)	62 77	149	A	Kent St.	72 62
												149	H	Kent St.	81 79
												205	H	Bowling Green	73 68
												212	A	Akron	84 61
												222	H	Eastern Mich.	76 83
												248	H	Bradley	76 52
												270	N	Sacramento St.	84 75
												296	A	UTSA	69 55
												307	H	Loyola Chicago	80 71
												340	A	Chicago St.	80 59
												346	A	Eastern Ill.	93 64

LAST 12 Division I GAMES:															
205	H	Bowling Green	73 68	222	H	Eastern Mich.	76 83								
212	A	Akron	84 61	29	H	Central Mich.	78 81								
149	A	Kent St.	72 62	64	A	Toledo	60 63								
92	H	Miami (OH)	62 77	108	A	Western Mich.	83 88								
41	A	Ball St.	72 81	20	H	Buffalo	86 84								
75	A	Ohio	75 77	149	H	Kent St.	81 79								

Non-Div I Games:

Northern Ill.

Average RPI Win:	204	WON-LOST	WINNING	LAST 10	STRENGTH OF	OPP. STRENGTH	TEAM	ADJ.	CONF.	ADJ CONF.
Average RPI Loss:	153	RECORD	PCT. RANK	GAMES	SCHEDULE	OF SCHEDULE	RPI	RPI	RPI	RPI
DIV. I ONLY	7- 17	279	4- 6	118	210	244	244	11	11	
DIV. I NON-CONF.	1- 9	318	0- 0	175	293	301	301	15	15	

TOTALS	RPI 1-25	RPI 26-50	W-L RECORDS	RPI 51-100	RPI 101-999	RPI 201+				
7- 17	1- 1	0- 0	OVERALL	0- 4	6- 12	4- 5				
4- 8	1- 0	0- 0	HOME	0- 3	3- 5	3- 1				
3- 8	0- 1	0- 0	AWAY	0- 0	3- 7	1- 4				
0- 1	0- 0	0- 0	NEUTRAL	0- 1	0- 0	0- 0				
1- 9	0- 0	0- 0	NON-CONFERENCE	0- 2	1- 7	0- 4				
0- 4	0- 0	0- 0	HOME	0- 1	0- 3	0- 1				
1- 4	0- 0	0- 0	AWAY	0- 0	1- 4	0- 3				
0- 1	0- 0	0- 0	NEUTRAL	0- 1	0- 0	0- 0				
6- 8	1- 1	0- 0	CONFERENCE	0- 2	5- 5	4- 1				
4- 4	1- 0	0- 0	HOME	0- 2	3- 2	3- 0				
2- 4	0- 1	0- 0	AWAY	0- 0	2- 3	1- 1				
0- 0	0- 0	0- 0	NEUTRAL	0- 0	0- 0	0- 0				

RPI 1-25				RPI 26-50				RPI 51-100				RPI 101+ Team's RPI: 244			
RPI	S	Opponent	Score	RPI	S	Opponent	Score	RPI	S	Opponent	Score	RPI	S	Opponent	Score
12	A	Green Bay	41 58					65	H	Indiana	56 67	113	A	Milwaukee	60 57
12	H	Green Bay	62 54					69	H	IUPUI	35 71	113	H	Milwaukee	49 52
								89	N	Jacksonville	49 61	122	A	ETSU	57 45
								100	H	Wright St.	63 68	129	A	Cleveland St.	49 72
												129	H	Cleveland St.	65 70
												142	H	Robert Morris	50 59
												149	H	Kent St.	54 59
												178	A	Stetson	56 67
												194	A	Youngstown St.	51 54
												219	A	Oakland	53 79
												219	H	Oakland	66 59
												228	A	North Florida	50 58
												238	H	Austin Peay	52 53
												255	A	Illinois St.	37 49
												295	A	Murray St.	87 98
												317	A	Detroit Mercy	78 67
												317	H	Detroit Mercy	64 60
												327	H	Ill.-Chicago	61 53

LAST 12 Division I GAMES:															
317	H	Detroit Mercy	64 60	327	H	Ill.-Chicago	61 53								
219	H	Oakland	66 59	69	H	IUPUI	35 71								
113	A	Milwaukee	60 57	129	H	Cleveland St.	65 70								
12	A	Green Bay	41 58	100	H	Wright St.	63 68								
129	A	Cleveland St.	49 72	219	A	Oakland	53 79								
194	A	Youngstown St.	51 54	317	A	Detroit Mercy	78 67								

Non-Div I Games: Oakland City 103 25

Northern Ky.

Average RPI	Win:	230	WON-LOST	WINNING	LAST 10	STRENGTH OF	OPP. STRENGTH	TEAM	ADJ.	CONF.	ADJ CONF.
Average RPI	Loss:	65	RECORD	PCT. RANK	GAMES	SCHEDULE	OF SCHEDULE	RPI	RPI	RPI	RPI
DIV. I ONLY		9- 17		257	1- 9	76	80	184	184	3	3
DIV. I NON-CONF.		7- 7		170	0- 0	164	136	176	176	4	4

TOTALS	RPI 1-25		RPI 26-50		W-L RECORDS	RPI 51-100		RPI 101-999		RPI 201+	
9- 17	0- 4		0- 4		OVERALL	1- 5		8- 4		5- 0	
5- 8	0- 4		0- 2		HOME	0- 1		5- 1		3- 0	
3- 7	0- 0		0- 0		AWAY	0- 1		3- 0		2- 0	
1- 2	0- 0		0- 0		NEUTRAL	1- 1		0- 1		0- 0	
7- 7	0- 2		0- 1		NON-CONFERENCE	1- 1		6- 3		4- 0	
4- 3	0- 2		0- 0		HOME	0- 0		4- 1		3- 0	
2- 2	0- 0		0- 1		AWAY	0- 0		2- 1		1- 0	
1- 2	0- 0		0- 0		NEUTRAL	1- 1		0- 1		0- 0	
2- 10	0- 2		0- 3		CONFERENCE	0- 4		2- 1		1- 0	
1- 5	0- 2		0- 2		HOME	0- 1		1- 0		0- 0	
1- 5	0- 0		0- 1		AWAY	0- 3		1- 1		1- 0	
0- 0	0- 0		0- 0		NEUTRAL	0- 0		0- 0		0- 0	

RPI	S	Opponent	Score	RPI	S	Opponent	Score	RPI	S	Opponent	Score	RPI	S	Opponent	Score	Team's RPI: 184
12	H	Green Bay	57 63	36	A	Syracuse	74 81	53	A	Purdue	60 63	109	A	Missouri St.	59 90	
13	H	Maryland	65 68	42	A	Michigan	63 84	54	A	Michigan St.	51 81	113	H	Milwaukee	57 66	
21	H	Iowa	61 70	42	H	Michigan	59 80	65	A	Indiana	73 78	133	N	Georgetown	54 55	
24	H	DePaul	63 92	43	H	Minnesota	63 90	66	H	Nebraska	59 69	185	A	Wisconsin	46 58	
								96	N	Auburn	49 48	185	H	Wisconsin	69 60	
								99	N	Chattanooga	44 61	196	A	UT Martin	71 63	
												198	H	Stony Brook	68 36	
												211	A	Illinois	74 59	
												219	H	Oakland	88 70	
												276	H	Santa Clara	57 47	
												340	A	Chicago St.	63 36	
												346	H	Eastern Ill.	74 40	

LAST 12 Division I GAMES:																
21	H	Iowa	61 70	53	A	Purdue	60 63									
42	A	Michigan	63 84	185	H	Wisconsin	69 60									
65	A	Indiana	73 78	66	H	Nebraska	59 69									
42	H	Michigan	59 80	54	A	Michigan St.	51 81									
13	H	Maryland	65 68	211	A	Illinois	74 59									
185	A	Wisconsin	46 58	43	H	Minnesota	63 90									

Non-Div I Games:

Northwestern

Average RPI Win:	298	WON-LOST	WINNING	LAST 10	STRENGTH OF	OPP. STRENGTH	TEAM	ADJ.	CONF.	ADJ CONF.
Average RPI Loss:	173	RECORD	PCT. RANK	GAMES	SCHEDULE	OF SCHEDULE	RPI	RPI	RPI	RPI
DIV. I ONLY	3- 17	325	2- 8	169	302	312	312	26	26	
DIV. I NON-CONF.	1- 6	306	0- 0	108	101	241	241	25	25	

TOTALS	RPI 1-25	RPI 26-50	W-L RECORDS	RPI 51-100	RPI 101-999	RPI 201+				
3- 17	0- 1	0- 1	OVERALL	0- 1	3- 14	3- 8				
2- 6	0- 0	0- 0	HOME	0- 0	2- 6	2- 3				
1- 10	0- 0	0- 0	AWAY	0- 0	1- 1	1- 0				
0- 1	0- 0	0- 0	NEUTRAL	0- 0	0- 1	0- 1				
1- 6	0- 1	0- 1	NON-CONFERENCE	0- 1	1- 3	1- 1				
0- 1	0- 0	0- 0	HOME	0- 0	0- 1	0- 0				
1- 4	0- 1	0- 1	AWAY	0- 1	1- 1	1- 0				
0- 1	0- 0	0- 0	NEUTRAL	0- 0	0- 1	0- 1				
2- 11	0- 0	0- 0	CONFERENCE	0- 0	2- 11	2- 7				
2- 5	0- 0	0- 0	HOME	0- 0	2- 5	2- 3				
0- 6	0- 0	0- 0	AWAY	0- 0	0- 6	0- 4				
0- 0	0- 0	0- 0	NEUTRAL	0- 0	0- 0	0- 0				

RPI 1-25				RPI 26-50				RPI 51-100				RPI 101+ Team's RPI: 312			
RPI	S	Opponent	Score	RPI	S	Opponent	Score	RPI	S	Opponent	Score	RPI	S	Opponent	Score
9	A	Texas	44 68	44	A	Oklahoma St.	44 78	59	A	TCU	51 89	111	A	Lamar University	44 71
												128	H	Central Ark.	53 61
												131	A	Ole Miss	44 75
												132	A	SFA	48 83
												132	H	SFA	62 70
												193	H	Southern Miss.	59 71
												216	A	Abilene Christian	41 80
												227	A	New Orleans	63 81
												227	H	New Orleans	52 47
												233	N	Texas Southern	43 56
												249	H	Nicholls St.	63 79
												257	H	A&M-Corpus Christi	56 62
												259	A	McNeese	67 72
												259	H	McNeese	44 60
												294	A	Southeastern La.	65 71
												331	H	Sam Houston St.	63 60
												337	A	La.-Monroe	70 48

LAST 12 Division I GAMES:															
132	A	SFA	48 83	294	A	Southeastern La.	65 71								
111	A	Lamar University	44 71	331	H	Sam Houston St.	63 60								
259	H	McNeese	44 60	216	A	Abilene Christian	41 80								
227	H	New Orleans	52 47	132	H	SFA	62 70								
128	H	Central Ark.	53 61	257	H	A&M-Corpus Christi	56 62								
227	A	New Orleans	63 81	259	A	McNeese	67 72								

Non-Div I Games: LeTourneau 82 39 LSU-Shreveport 62 42 LSU-Alexandria 85 55 Central Baptist 87 22 Northwestern St.

Average RPI	Win:	75	WON-LOST	WINNING	LAST 10	STRENGTH OF	OPP. STRENGTH	TEAM	ADJ.	CONF.	ADJ CONF.
Average RPI	Loss:	3	RECORD	PCT. RANK	GAMES	SCHEDULE	OF SCHEDULE	RPI	RPI	RPI	RPI
DIV. I ONLY		23- 2	5	9- 1	1	4	2	2	1	1	
DIV. I NON-CONF.		12- 1	6	1- 0	2	8	2	2	1	1	

TOTALS	RPI 1-25		RPI 26-50		W-L RECORDS	RPI 51-100		RPI 101-999		RPI 201+	
23- 2	5- 2		7- 0		OVERALL	4- 0		7- 0		2- 0	
11- 0	2- 0		3- 0		HOME	2- 0		4- 0		2- 0	
9- 2	2- 2		3- 0		AWAY	2- 0		2- 0		0- 0	
3- 0	1- 0		1- 0		NEUTRAL	0- 0		1- 0		0- 0	
12- 1	3- 1		5- 0		NON-CONFERENCE	2- 0		2- 0		1- 0	
5- 0	2- 0		1- 0		HOME	1- 0		1- 0		1- 0	
4- 1	0- 1		3- 0		AWAY	1- 0		0- 0		0- 0	
3- 0	1- 0		1- 0		NEUTRAL	0- 0		1- 0		0- 0	
11- 1	2- 1		2- 0		CONFERENCE	2- 0		5- 0		1- 0	
6- 0	0- 0		2- 0		HOME	1- 0		3- 0		1- 0	
5- 1	2- 1		0- 0		AWAY	1- 0		2- 0		0- 0	
0- 0	0- 0		0- 0		NEUTRAL	0- 0		0- 0		0- 0	

RPI	S	Opponent	Score	RPI	S	Opponent	Score	RPI	S	Opponent	Score	RPI	S	Opponent	Score
1	A	UConn	71 80	27	N	South Fla.	76 66	54	H	Michigan St.	90 59	103	H	North Carolina	94 62
4	A	Louisville	67 100	32	H	Marquette	91 85	68	A	Georgia Tech	77 54	106	A	Wake Forest	96 73
5	A	Florida St.	100 69	36	H	Syracuse	87 72	68	H	Georgia Tech	85 69	122	N	ETSU	77 46
7	H	Tennessee	84 70	42	A	Michigan	83 63	72	A	Penn	66 54	141	H	Clemson	90 37
16	A	Duke	72 54	46	A	Oregon St.	72 67					167	A	Pittsburgh	87 53
18	N	South Carolina	92 85	47	H	Miami (FL)	83 76					208	H	Boston College	89 60
24	H	DePaul	91 82	48	A	Western Ky.	78 65					269	H	Mt. St. Mary's	121 65

LAST 12 Division I GAMES:															
68	H	Georgia Tech	85 69	7	H	Tennessee	84 70	208	H	Boston College	89 60	4	A	Louisville	67 100
16	A	Duke	72 54					68	A	Georgia Tech	77 54	47	H	Miami (FL)	83 76
103	H	North Carolina	94 62					106	A	Wake Forest	96 73				
5	A	Florida St.	100 69												
167	A	Pittsburgh	87 53												
141	H	Clemson	90 37												

Non-Div I Games:

Notre Dame

Average RPI Win:	276	WON-LOST	WINNING	LAST 10	STRENGTH OF	OPP. STRENGTH	TEAM	ADJ.	CONF.	ADJ CONF.
Average RPI Loss:	108	RECORD	PCT. RANK	GAMES	SCHEDULE	OF SCHEDULE	RPI	RPI	RPI	RPI
DIV. I ONLY	10- 13	210	3- 7	206	168	219	219	11	11	
DIV. I NON-CONF.	6- 4	122	0- 0	282	182	152	152	15	15	

TOTALS	RPI 1-25	RPI 26-50	W-L RECORDS	RPI 51-100	RPI 101-999	RPI 201+				
10- 13	0- 1	0- 2	OVERALL	0- 4	10- 6	9- 1				
4- 6	0- 1	0- 1	HOME	0- 1	4- 3	4- 0				
4- 7	0- 0	0- 1	AWAY	0- 3	4- 3	3- 1				
2- 0	0- 0	0- 0	NEUTRAL	0- 0	2- 0	2- 0				
6- 4	0- 0	0- 2	NON-CONFERENCE	0- 1	6- 1	6- 0				
2- 1	0- 0	0- 1	HOME	0- 0	2- 0	2- 0				
2- 3	0- 0	0- 1	AWAY	0- 1	2- 1	2- 0				
2- 0	0- 0	0- 0	NEUTRAL	0- 0	2- 0	2- 0				
4- 9	0- 1	0- 0	CONFERENCE	0- 3	4- 5	3- 1				
2- 5	0- 1	0- 0	HOME	0- 1	2- 3	2- 0				
2- 4	0- 0	0- 0	AWAY	0- 2	2- 2	1- 1				
0- 0	0- 0	0- 0	NEUTRAL	0- 0	0- 0	0- 0				

RPI 1-25				RPI 26-50				RPI 51-100				RPI 101+				Team's RPI: 219
RPI	S	Opponent	Score	RPI	S	Opponent	Score	RPI	S	Opponent	Score	RPI	S	Opponent	Score	
12	H	Green Bay	48 81	29	H	Central Mich.	85 103	54	A	Michigan St.	63 95	113	H	Milwaukee	62 74	
				42	A	Michigan	69 78	69	A	IUPUI	64 80	129	A	Cleveland St.	62 70	
								100	A	Wright St.	75 80	129	H	Cleveland St.	66 86	
								100	H	Wright St.	57 77	184	A	Northwestern	70 88	
												194	A	Youngstown St.	58 48	
												194	H	Youngstown St.	76 86	
												244	A	Northern Ky.	59 66	
												244	H	Northern Ky.	79 53	
												245	H	Niagara	67 59	
												255	H	Illinois St.	64 43	
												267	A	Cornell	79 77	
												286	N	Old Dominion	80 59	
												289	A	Canius	83 48	
												317	H	Detroit Mercy	83 50	
												327	A	Ill.-Chicago	67 63	
												339	N	Ark.-Pine Bluff	69 37	

LAST 12 Division I GAMES:																
100	A	Wright St.	75 80	113	H	Milwaukee	62 74									
244	A	Northern Ky.	59 66	69	A	IUPUI	64 80									
129	H	Cleveland St.	66 86	327	A	Ill.-Chicago	67 63									
194	H	Youngstown St.	76 86	244	H	Northern Ky.	79 53									
317	H	Detroit Mercy	83 50	100	H	Wright St.	57 77									
12	H	Green Bay	48 81	194	A	Youngstown St.	58 48									

Non-Div I Games: Mich.-Dearborn 104 44

Oakland

Average RPI Win:	166	WON-LOST	WINNING	LAST 10	STRENGTH OF	OPP. STRENGTH	TEAM	ADJ.	CONF.	ADJ CONF.
Average RPI Loss:	69	RECORD	PCT. RANK	GAMES	SCHEDULE	OF SCHEDULE	RPI	RPI	RPI	RPI
DIV. I ONLY	12- 10	148	6- 4	23	98	75	75	8	8	
DIV. I NON-CONF.	5- 5	170	0- 0	64	223	113	113	8	8	

TOTALS	RPI 1-25	RPI 26-50	W-L RECORDS	RPI 51-100	RPI 101-999	RPI 201+				
12- 10	0- 1	1- 4	OVERALL	2- 3	9- 2	5- 0				
6- 4	0- 1	1- 2	HOME	1- 1	4- 0	2- 0				
6- 4	0- 0	0- 0	AWAY	1- 1	5- 0	3- 0				
0- 2	0- 0	0- 1	NEUTRAL	0- 0	0- 1	0- 0				
5- 5	0- 0	0- 2	NON-CONFERENCE	1- 1	4- 2	3- 0				
2- 2	0- 0	0- 1	HOME	0- 1	2- 0	1- 0				
3- 1	0- 0	0- 0	AWAY	1- 0	2- 1	2- 0				
0- 2	0- 0	0- 1	NEUTRAL	0- 0	0- 1	0- 0				
7- 5	0- 1	1- 2	CONFERENCE	1- 2	5- 0	2- 0				
4- 2	0- 1	1- 1	HOME	1- 0	2- 0	1- 0				
3- 3	0- 0	0- 1	AWAY	0- 2	3- 0	1- 0				
0- 0	0- 0	0- 0	NEUTRAL	0- 0	0- 0	0- 0				

RPI	S	Opponent	Score	RPI	S	Opponent	Score	RPI	S	Opponent	Score	RPI	S	Opponent	Score
20	H	Buffalo	63 67	28	N	Virginia	59 77	53	A	Purdue	77 71	108	A	Western Mich.	69 54
				29	A	Central Mich.	58 82	64	A	Tolledo	57 75	124	H	Northern Ill.	77 75
				29	H	Central Mich.	72 74	64	H	Tolledo	78 61	129	A	Cleveland St.	64 71
				41	H	Ball St.	80 76	69	H	IUPUI	52 76	149	A	Kent St.	78 65
				42	H	Michigan	61 74	92	A	Miami (OH)	55 64	177	H	High Point	64 61
												188	N	Furman	68 70
												205	A	Bowling Green	70 63
												212	H	Akron	70 67
												217	H	N. C. A&T	72 65
												304	A	Eastern Ky.	69 57
												334	A	Marshall	54 52

LAST 12 Division I GAMES:															
149	A	Kent St.	78 65	20	H	Buffalo	63 67	108	A	Western Mich.	69 54	64	A	Tolledo	57 75
29	H	Central Mich.	72 74	64	A	Tolledo	57 75	212	H	Akron	70 67	29	A	Central Mich.	58 82
41	H	Ball St.	80 76	64	H	Tolledo	78 61	29	A	Central Mich.	58 82	64	H	Tolledo	78 61
92	A	Miami (OH)	55 64	212	H	Akron	70 67								
124	H	Northern Ill.	77 75												
205	A	Bowling Green	70 63												

Non-Div I Games: Notre Dame (OH) 93 37

Ohio

Average RPI Win:	94	WON-LOST	WINNING	LAST 10	STRENGTH OF	OPP. STRENGTH	TEAM	ADJ.	CONF.	ADJ CONF.
Average RPI Loss:	21	RECORD	PCT. RANK	GAMES	SCHEDULE	OF SCHEDULE	RPI	RPI	RPI	RPI
DIV. I ONLY	21- 6	39	6- 4	5	7	8	8	3	3	
DIV. I NON-CONF.	11- 3	45	0- 1	9	6	7	7	4	4	

TOTALS	RPI 1-25	RPI 26-50	W-L RECORDS	RPI 51-100	RPI 101-999	RPI 201+				
21- 6	2- 4	4- 2	OVERALL	7- 0	8- 0	1- 0				
11- 2	1- 1	2- 1	HOME	5- 0	3- 0	0- 0				
7- 4	0- 3	1- 1	AWAY	2- 0	4- 0	1- 0				
3- 0	1- 0	1- 0	NEUTRAL	0- 0	1- 0	0- 0				
11- 3	2- 2	1- 1	NON-CONFERENCE	2- 0	6- 0	0- 0				
6- 1	1- 1	0- 0	HOME	2- 0	3- 0	0- 0				
2- 2	0- 1	0- 1	AWAY	0- 0	2- 0	0- 0				
3- 0	1- 0	1- 0	NEUTRAL	0- 0	1- 0	0- 0				
10- 3	0- 2	3- 1	CONFERENCE	5- 0	2- 0	1- 0				
5- 1	0- 0	2- 1	HOME	3- 0	0- 0	0- 0				
5- 2	0- 2	1- 0	AWAY	2- 0	2- 0	1- 0				
0- 0	0- 0	0- 0	NEUTRAL	0- 0	0- 0	0- 0				

RPI	S	Opponent	Score	RPI	S	Opponent	Score	RPI	S	Opponent	Score	RPI	S	Opponent	Score
4	H	Louisville	90 95	26	H	Rutgers	90 68	54	H	Michigan St.	78 62	117	H	Dartmouth	103 70
13	A	Maryland	69 99	27	A	South Fla.	65 84	55	H	Quinnipiac	95 63	135	A	Cincinnati	87 76
14	H	Stanford	85 64	42	A	Michigan	78 71	65	A	Indiana	77 62	150	H	Idaho	99 56
14	N	Stanford	94 82	42	H	Michigan	75 84	65	H	Indiana	85 70	162	A	Florida	103 77
16	A	Duke	60 69	43	H	Minnesota	91 75	66	A	Nebraska	73 61	173	H	Washington	85 76
21	A	Iowa	89 103	45	N	FGCU	104 62	81	H	Maine	83 70	185	A	Wisconsin	68 55
								83	H	Penn St.	94 64	195	N	Memphis	100 69
												211	A	Illinois	88 69

LAST 12 Division I GAMES:															
211	A	Illinois	88 69	21	A	Iowa	89 103	13	A	Maryland	69 99	42	H	Michigan	75 84
27	A	South Fla.	65 84	13	A	Maryland	69 99	42	H	Michigan	75 84	65	A	Indiana	77 62
26	H	Rutgers	90 68	42	H	Michigan	75 84	42	A	Michigan	78 71	43	H	Minnesota	91 75
185	A	Wisconsin	68 55	83	H	Penn St.	94 64	43	H	Minnesota	91 75				
83	H	Penn St.	94 64	54	H	Michigan St.	78 62								
54	H	Michigan St.	78 62												

Non-Div I Games:

Ohio St.

Average RPI Loss: 43

DIV. I ONLY	13- 12	170	6- 4	2	30	30	30	4	4
DIV. I NON-CONF.	5- 6	187	0- 0	3	28	32	32	5	5
TOTALS	RPI 1-25	RPI 26-50	W-L RECORDS	RPI 51-100	RPI 101-999	RPI 201+			
13- 12	0- 6	1- 3	OVERALL	6- 1	6- 2	1- 0			
8- 4	0- 2	1- 1	HOME	5- 0	2- 1	0- 0			
5- 7	0- 3	0- 2	AWAY	1- 1	4- 1	1- 0			
0- 1	0- 1	0- 0	NEUTRAL	0- 0	0- 0	0- 0			
5- 6	0- 3	1- 1	NON-CONFERENCE	2- 0	2- 2	0- 0			
4- 1	0- 0	1- 0	HOME	2- 0	1- 1	0- 0			
1- 4	0- 2	0- 1	AWAY	0- 0	1- 1	0- 0			
0- 1	0- 1	0- 0	NEUTRAL	0- 0	0- 0	0- 0			
8- 6	0- 3	0- 2	CONFERENCE	4- 1	4- 0	1- 0			
4- 3	0- 2	0- 1	HOME	3- 0	1- 0	0- 0			
4- 3	0- 1	0- 1	AWAY	1- 1	3- 0	1- 0			
0- 0	0- 0	0- 0	NEUTRAL	0- 0	0- 0	0- 0			

RPI 1-25					RPI 26-50					RPI 51-100					RPI 101+				
RPI	S	Opponent	Score		RPI	S	Opponent	Score		RPI	S	Opponent	Score		RPI	S	Opponent	Score	
1	N	UConn	64	88	27	H	South Fla.	79	74	51	H	West Virginia	76	57	114	A	Little Rock	56	68
6	A	Bayl or	65	74	38	A	South Dakota St.	61	67	59	A	TCU	58	62	114	A	Colorado St.	78	46
6	H	Bayl or	52	74	44	A	Okl ahoma St.	82	96	59	H	TCU	84	71	120	A	Iowa St.	74	69
9	H	Texas	78	88	44	H	Okl ahoma St.	67	70	73	H	Bel mont	96	73	162	H	Fl ori da	61	80
11	A	Oregon	74	92						84	A	Kansas St.	76	71	165	A	Kansas	72	52
24	A	DePaul	108	111						84	H	Kansas St.	68	49	165	H	Kansas	97	64
										86	H	New Mexico	105	63	191	H	SMU	87	75
															230	A	Texas Tech	73	52
LAST 12 Division I GAMES:																			
					165	A	Kansas	72	52	44	H	Okl ahoma St.	67	70					
					6	A	Bayl or	65	74	84	A	Kansas St.	76	71					
					51	H	West Vi rgi ni a	76	57	6	H	Bayl or	52	74					
					84	H	Kansas St.	68	49	230	A	Texas Tech	73	52					
					59	A	TCU	58	62	44	A	Okl ahoma St.	82	96					
					165	H	Kansas	97	64	59	H	TCU	84	71					

Non-Div I Games:

0kl ahoma

Average RPI	Win:	166	WON-LOST	WINNING	LAST 10	STRENGTH OF	OPP. STRENGTH	TEAM	ADJ.	CONF.	ADJ CONF.
Average RPI	Loss:	34	RECORD	PCT. RANK	GAMES	SCHEDULE	OF SCHEDULE	RPI	RPI	RPI	RPI
DIV. I ONLY		18- 7	56	6- 4	71	25	44	44	4	4	
DIV. I NON-CONF.		9- 2	33	0- 0	169	99	62	62	5	5	

TOTALS	RPI 1-25		RPI 26-50		W-L RECORDS		RPI 51-100		RPI 101-999		RPI 201+
18- 7	1- 5		2- 0		OVERALL		4- 1		11- 1		7- 0
13- 2	1- 1		1- 0		HOME		2- 0		9- 1		6- 0
4- 4	0- 3		1- 0		AWAY		1- 1		2- 0		1- 0
1- 1	0- 1		0- 0		NEUTRAL		1- 0		0- 0		0- 0
9- 2	1- 2		0- 0		NON-CONFERENCE		1- 0		7- 0		5- 0
8- 0	1- 0		0- 0		HOME		0- 0		7- 0		5- 0
0- 1	0- 1		0- 0		AWAY		0- 0		0- 0		0- 0
1- 1	0- 1		0- 0		NEUTRAL		1- 0		0- 0		0- 0
9- 5	0- 3		2- 0		CONFERENCE		3- 1		4- 1		2- 0
5- 2	0- 1		1- 0		HOME		2- 0		2- 1		1- 0
4- 3	0- 2		1- 0		AWAY		1- 1		2- 0		1- 0
0- 0	0- 0		0- 0		NEUTRAL		0- 0		0- 0		0- 0

RPI 1-25				RPI 26-50				Team's RPI: 44				RPI 51-100				RPI 101+			
RPI	S	Opponent	Score	RPI	S	Opponent	Score	RPI	S	Opponent	Score	RPI	S	Opponent	Score	RPI	S	Opponent	Score
3	A	Mississippi St.	76 79	30	A	Oklahoma	70 67	51	H	West Virginia	79 73	120	A	Iowa St.	81 73				
6	A	Baylor	64 77	30	H	Oklahoma	96 82	59	A	TCU	71 54	120	H	Iowa St.	69 78				
6	H	Baylor	45 87					74	N	South Dakota	76 68	156	H	Wichita St.	91 67				
7	N	Tennessee	69 79					84	A	Kansas St.	64 80	165	H	Kansas	92 63				
9	A	Texas	79 84					84	H	Kansas St.	76 68	183	H	Southern U.	94 66				
10	H	UCLA	87 72									230	A	Texas Tech	98 57				
																230	H	Texas Tech	80 62
																281	H	USC Upstate	108 71
																312	H	Northwestern St.	78 44
																315	H	Incarnate Word	86 35
																319	H	UTRGV	80 38
																337	H	La.-Monroe	112 58
LAST 12 Division I GAMES:																			
6	H	Baylor	45 87	120	H	Iowa St.	69 78												
120	A	Iowa St.	81 73	30	A	Oklahoma	70 67												
59	A	TCU	71 54	51	H	West Virginia	79 73												
165	H	Kansas	92 63	84	A	Kansas St.	64 80												
6	A	Baylor	64 77	30	H	Oklahoma	96 82												
230	H	Texas Tech	80 62	9	A	Texas	79 84												

Average RPI Win:	291	WON-LOST	WINNING	LAST 10	STRENGTH OF	OPP. STRENGTH	TEAM	ADJ.	CONF.	ADJ CONF.
Average RPI Loss:	148	RECORD	PCT. RANK	GAMES	SCHEDULE	OF SCHEDULE	RPI	RPI	RPI	RPI
DIV. I ONLY	6- 19	300	4- 6	153	235	286	286	18	18	
DIV. I NON-CONF.	2- 12	306	0- 1	138	259	299	299	20	20	

TOTALS	RPI 1-25	RPI 26-50	W-L RECORDS	RPI 51-100	RPI 101-999	RPI 201+				
6- 19	0- 2	0- 1	OVERALL	0- 3	6- 13	5- 5				
5- 7	0- 2	0- 0	HOME	0- 2	5- 3	5- 0				
1- 9	0- 0	0- 1	AWAY	0- 1	1- 7	0- 3				
0- 3	0- 0	0- 0	NEUTRAL	0- 0	0- 3	0- 2				
2- 12	0- 2	0- 0	NON-CONFERENCE	0- 1	2- 9	2- 3				
2- 5	0- 2	0- 0	HOME	0- 1	2- 2	2- 0				
0- 4	0- 0	0- 0	AWAY	0- 0	0- 4	0- 1				
0- 3	0- 0	0- 0	NEUTRAL	0- 0	0- 3	0- 2				
4- 7	0- 0	0- 1	CONFERENCE	0- 2	4- 4	3- 2				
3- 2	0- 0	0- 0	HOME	0- 1	3- 1	3- 0				
1- 5	0- 0	0- 1	AWAY	0- 1	1- 3	0- 2				
0- 0	0- 0	0- 0	NEUTRAL	0- 0	0- 0	0- 0				

RPI 1-25				RPI 26-50				RPI 51-100				RPI 101+ Team's RPI: 286			
RPI	S	Opponent	Score	RPI	S	Opponent	Score	RPI	S	Opponent	Score	RPI	S	Opponent	Score
16	H	Duke	51 84	48	A	Western Ky.	48 62	80	H	UAB	61 74	110	A	George Mason	53 66
19	H	NC State	56 73					88	H	Liberty	55 63	112	N	Saint Francis (PA)	68 79
								95	A	Rice	45 53	134	A	William & Mary	58 75
												135	H	Cincinnati	33 54
												157	A	Louisiana Tech	45 59
												186	H	Charlotte	60 63
												193	A	Southern Miss.	74 55
												197	A	Hampton	42 50
												200	H	Richmond	45 54
												216	N	Abilene Christian	60 74
												219	N	Oakland	59 80
												221	A	North Texas	46 63
												288	A	VCU	39 68
												296	A	UTSA	56 64
												296	H	UTSA	69 63
												303	H	FIU	68 60
												306	H	Coppin St.	75 67
												316	H	South Carolina St.	52 35
												334	H	Marshall	69 53

LAST 12 Division I GAMES:															
193	A	Southern Miss.	74 55	334	H	Marshall	69 53	197	A	Hampton	42 50				
48	A	Western Ky.	48 62	296	A	UTSA	56 64	221	A	North Texas	46 63				
303	H	FIU	68 60	186	H	Charlotte	60 63	80	H	UAB	61 74				
95	A	Rice	45 53												
157	A	Louisiana Tech	45 59												
296	H	UTSA	69 63												

Non-Div I Games:

Old Dominion

O
l
e
M
i
s
s

Ole Miss					Through Games Of Feb. 13, 2018						
Average RPI	Win:	210	WON-LOST	WINNING	LAST 10	STRENGTH OF	OPP. STRENGTH	TEAM	ADJ.	CONF.	ADJ CONF.
Average RPI	Loss:	59	RECORD	PCT. RANK	GAMES	SCHEDULE	OF SCHEDULE	RPI	RPI	RPI	RPI
DIV. I ONLY			11- 14	206	1- 9	42	75	131	131	2	2
DIV. I NON-CONF.			10- 3	52	0- 0	172	263	74	74	2	2

TOTALS		RPI 1-25		RPI 26-50		W-L RECORDS		RPI 51-100	RPI 101-999	RPI 201+	
11- 14		0- 8		0- 0		OVERALL		0- 2	11- 4	4- 0	
9- 5		0- 3		0- 0		HOME		0- 1	9- 1	3- 0	
1- 8		0- 0		0- 0		AWAY		0- 0	1- 0	0- 0	
1- 1		0- 0		0- 0		NEUTRAL		0- 0	1- 1	1- 0	
10- 3		0- 1		0- 0		NON-CONFERENCE		0- 0	10- 2	4- 0	
8- 0		0- 0		0- 0		HOME		0- 0	8- 0	3- 0	
1- 2		0- 1		0- 0		AWAY		0- 0	1- 1	0- 0	
1- 1		0- 0		0- 0		NEUTRAL		0- 0	1- 1	1- 0	
1- 11		0- 7		0- 0		CONFERENCE		0- 2	1- 2	0- 0	
1- 5		0- 3		0- 0		HOME		0- 1	1- 1	0- 0	
0- 6		0- 4		0- 0		AWAY		0- 1	0- 1	0- 0	
0- 0		0- 0		0- 0		NEUTRAL		0- 0	0- 0	0- 0	

RPI 1-25			
RPI	S	Opponent	Score
3	A	Mississippi St.	45 76
3	H	Mississippi St.	49 69
7	A	Tennessee	66 75
11	A	Oregon	46 90
15	H	Missouri	48 67
17	A	Texas A&M	54 83
18	H	South Carolina	62 88
22	A	Georgia	45 69

RPI 26-50			
RPI	S	Opponent	Score

RPI 51-100			
RPI	S	Opponent	Score
94	H	Alabama	79 82
98	A	Arkansas	72 73

RPI 101+			
RPI	S	Opponent	Score
104	N	Saint Louis	64 79
118	H	Middle Tenn.	65 56
121	H	South Ala.	66 59
130	H	Vanderbilt	72 75
139	A	Portland St.	79 94
162	A	Florida	60 61
162	H	Florida	78 75
166	H	Troy	96 93
181	A	Temple	64 48
187	H	Arkansas St.	74 48
193	H	Southern Miss.	68 59
233	H	Texas Southern	73 58
302	H	Kennesaw St.	92 63
312	H	Northwestern St.	75 44
330	N	Delaware St.	110 58

LAST 12 Division I GAMES:									
94	H	Alabama	79	82	162	A	Florida	60	61
17	A	Texas A&M	54	83	15	H	Missouri	48	67
22	A	Georgia	45	69	3	A	Mississippi St.	45	76
130	H	Vanderbilt	72	75	162	H	Florida	78	75
3	H	Mississippi St.	49	69	18	H	South Carolina	62	88
7	A	Tennessee	66	75	98	A	Arkansas	72	73

Non-Div I Games:

Ole Miss

O
l
e
M
i
s
s

Average RPI Win: **264**
 Average RPI Loss: **137**

WON-LOST
RECORD

WINNING
PCT. RANK

LAST 10
GAMES

STRENGTH OF
SCHEDULE

OPP. STRENGTH
OF SCHEDULE

TEAM
RPI

ADJ.
RPI

CONF.
RPI

ADJ CONF.
RPI

DIV. I ONLY	8- 12	227	2- 7	197	225	239	239	15	15
DIV. I NON-CONF.	6- 4	122	1- 0	277	307	156	156	17	17
<hr/>									
TOTALS	RPI 1-25	RPI 26-50	W-L RECORDS	RPI 51-100	RPI 101-999	RPI 201+			
8- 12	0- 0	0- 3	OVERALL	0- 2	8- 7	7- 3			
5- 5	0- 0	0- 2	HOME	0- 0	5- 3	4- 0			
3- 7	0- 0	0- 1	AWAY	0- 2	3- 4	3- 3			
0- 0	0- 0	0- 0	NEUTRAL	0- 0	0- 0	0- 0			
6- 4	0- 0	0- 1	NON-CONFERENCE	0- 1	6- 2	5- 2			
3- 1	0- 0	0- 1	HOME	0- 0	3- 0	2- 0			
3- 3	0- 0	0- 0	AWAY	0- 1	3- 2	3- 2			
0- 0	0- 0	0- 0	NEUTRAL	0- 0	0- 0	0- 0			
2- 8	0- 0	0- 2	CONFERENCE	0- 1	2- 5	2- 1			
2- 4	0- 0	0- 1	HOME	0- 0	2- 3	2- 0			
0- 4	0- 0	0- 1	AWAY	0- 1	0- 2	0- 1			
0- 0	0- 0	0- 0	NEUTRAL	0- 0	0- 0	0- 0			

RPI	S	Opponent	Score	RPI	S	Opponent	Score	RPI	S	Opponent	Score	RPI	S	Opponent	Score	Team's RPI: 239
37	H	Creighton	51 72	74	A	South Dakota	46 70	105	A	Western Ill.	68 103	105	H	Western Ill.	51 90	
38	A	South Dakota St.	64 89	84	A	Kansas St.	60 81	145	H	UNI	78 74	180	H	Denver	74 85	
38	H	South Dakota St.	54 103					190	H	Oral Roberts	53 82	202	A	CSUN	68 60	
								223	A	CSU Bakersfield	43 52	234	H	Montana St.	64 53	
								248	A	Bradley	56 69	281	A	USC Upstate	69 66	
								284	H	North Dakota St.	80 67	298	A	Wofford	64 60	
								321	A	Fort Wayne	65 76	321	H	Fort Wayne	77 61	
								344	H	Florida A&M	78 73					
<hr/>																
LAST 12 Division I GAMES:																
321	H	Fort Wayne	77 61	105	H	Western Ill.	51 90	321	A	Fort Wayne	65 76	38	A	South Dakota St.	64 89	
105	A	Western Ill.	68 103	38	A	South Dakota St.	64 89	190	H	Oral Roberts	53 82	202	A	CSUN	68 60	
38	H	South Dakota St.	54 103	223	A	CSU Bakersfield	43 52									
284	H	North Dakota St.	80 67													
74	A	South Dakota	46 70													
180	H	Denver	74 85													

Non-Div I Games: Graceland (IA) 96 69 Peru St. 63 47 St. Mary (NE) 81 58

Omaha

Loss, **Non-Conf**, **S Site**, **H Home** **A Away** **N Neutral**

Average RPI Win:	282	WON-LOST	WINNING	LAST 10	STRENGTH OF	OPP. STRENGTH	TEAM	ADJ.	CONF.	ADJ CONF.
Average RPI Loss:	90	RECORD	PCT. RANK	GAMES	SCHEDULE	OF SCHEDULE	RPI	RPI	RPI	RPI
DIV. I ONLY	13- 10	139	4- 5	302	170	190	190	15	15	
DIV. I NON-CONF.	7- 5	132	0- 0	337	202	224	224	17	17	
TOTALS	RPI 1-25	RPI 26-50	W-L RECORDS	RPI 51-100	RPI 101-999	RPI 201+				
13- 10	0- 0	0- 2	OVERALL	0- 4	13- 4	11- 0				
4- 4	0- 0	0- 1	HOME	0- 2	4- 1	3- 0				
5- 6	0- 0	0- 1	AWAY	0- 2	5- 3	4- 0				
4- 0	0- 0	0- 0	NEUTRAL	0- 0	4- 0	4- 0				
7- 5	0- 0	0- 0	NON-CONFERENCE	0- 3	7- 2	6- 0				
1- 1	0- 0	0- 0	HOME	0- 1	1- 0	1- 0				
2- 4	0- 0	0- 0	AWAY	0- 2	2- 2	1- 0				
4- 0	0- 0	0- 0	NEUTRAL	0- 0	4- 0	4- 0				
6- 5	0- 0	0- 2	CONFERENCE	0- 1	6- 2	5- 0				
3- 3	0- 0	0- 1	HOME	0- 1	3- 1	2- 0				
3- 2	0- 0	0- 1	AWAY	0- 0	3- 1	3- 0				
0- 0	0- 0	0- 0	NEUTRAL	0- 0	0- 0	0- 0				

RPI 1-25	RPI 26-50	RPI 51-100	RPI 101+	Team's RPI: 190
RPI S Opponent Score	RPI S Opponent Score	RPI S Opponent Score	RPI S Opponent Score	
38 A South Dakota St. 72 96	59 A TCU 58 72	105 A Western Ill. 49 56		
38 H South Dakota St. 70 77	74 H South Dakota 68 73	105 H Western Ill. 63 85		
	93 A Utah 50 71	109 A Missouri St. 66 76		
	98 H Arkansas 66 77	170 A Tulsa 53 41		
		176 A UT Arlington 46 70		
		180 H Denver 90 60		
		239 A Omaha 82 53		
		268 A UMKC 76 73		
		284 A North Dakota St. 64 57		
		284 H North Dakota St. 71 48		
		301 N Alcorn 76 52		
		313 N Cal St. Fullerton 60 50		
		321 A Fort Wayne 73 48		
		321 H Fort Wayne 66 45		
		322 H Houston Baptist 78 56		
		325 N Long Beach St. 64 58		
		340 N Chicago St. 73 43		
LAST 12 Division I GAMES:				
38 A South Dakota St. 72 96	38 H South Dakota St. 70 77			
284 A North Dakota St. 64 57	284 H North Dakota St. 71 48			
105 H Western Ill. 63 85	105 A Western Ill. 49 56			
321 H Fort Wayne 66 45	321 A Fort Wayne 73 48			
180 H Denver 90 60	239 A Omaha 82 53			
74 H South Dakota 68 73	93 A Utah 50 71			

Non-Div I Games: Okla. Panhandle 88 35 Cent. Christian (KS) 18 47

Oral Roberts

Average RPI Win: 121

Average RPI Loss: 17

WON-LOST
RECORDWINNING
PCT. RANKLAST 10
GAMESSTRENGTH OF
SCHEDULEOPP. STRENGTH
OF SCHEDULETEAM
RPIADJ.
RPICONF.
RPIADJ CONF.
RPIDIV. I ONLY
DIV. I NON-CONF.23- 4
11- 212
228- 2
0- 029
1815
1911
611
65
35
3

TOTALS

RPI 1-25

RPI 26-50

W-L RECORDS

RPI 51-100

RPI 101-999

RPI 201+

23- 4

3- 3

5- 1

OVERALL

4- 0

11- 0

4- 0

14- 1

0- 1

4- 0

HOME

2- 0

8- 0

3- 0

7- 3

2- 2

1- 1

AWAY

2- 0

2- 0

0- 0

2- 0

1- 0

0- 0

NEUTRAL

0- 0

1- 0

1- 0

11- 2

2- 2

1- 0

NON-CONFERENCE

1- 0

7- 0

3- 0

8- 0

0- 0

1- 0

HOME

1- 0

6- 0

2- 0

1- 2

1- 2

0- 0

AWAY

0- 0

0- 0

0- 0

2- 0

1- 0

0- 0

NEUTRAL

0- 0

1- 0

1- 0

12- 2

1- 1

4- 1

CONFERENCE

3- 0

4- 0

1- 0

6- 1

0- 1

3- 0

HOME

1- 0

2- 0

1- 0

6- 1

1- 0

1- 1

AWAY

2- 0

2- 0

0- 0

0- 0

0- 0

0- 0

NEUTRAL

0- 0

0- 0

0- 0

RPI 1-25

Team's RPI: 11

RPI 26-50

RPI 51-100

RPI 101+

RPI	S	Opponent	Score
3	A	Mississippi St.	79 90
4	A	Louisville	61 74
10	A	UCLA	70 61
14	H	Stanford	65 78
17	A	Texas A&M	83 68
17	N	Texas A&M	84 62

RPI	S	Opponent	Score
30	H	Oklahoma	92 74
34	H	Arizona St.	74 64
35	H	California	91 54
46	A	Oregon St.	79 85
46	H	Oregon St.	75 63
50	A	Southern California	70 66

RPI	S	Opponent	Score
85	H	Drake	110 77
87	A	Washington St.	90 79
87	H	Washington St.	89 56
93	A	Utah	84 68

RPI	S	Opponent	Score
131	H	Ole Miss	90 46
143	A	Colorado	74 55
148	H	Weber St.	114 87
173	A	Washington	76 63
173	H	Washington	94 83
179	H	Eastern Wash.	81 40
197	H	Hampton	87 45
202	H	CSUN	91 43
252	N	Hawaii	85 44
277	H	Arizona	62 44
324	H	Southern Utah	98 38

LAST 12 Division I GAMES:

87	A	Washington St.	90 79	46	H	Oregon St.	75 63
173	A	Washington	76 63	46	A	Oregon St.	79 85
14	H	Stanford	65 78	34	H	Arizona St.	74 64
35	H	California	91 54	277	H	Arizona	62 44
93	A	Utah	84 68	10	A	UCLA	70 61
143	A	Colorado	74 55	50	A	Southern California	70 66

Non-Div I Games:

Oregon

Loss, Non-Conf, S Site, H Home A Away N Neutral

Average RPI Win:	173	WON-LOST	WINNING	LAST 10	STRENGTH OF	OPP. STRENGTH	TEAM	ADJ.	CONF.	ADJ CONF.
Average RPI Loss:	17	RECORD	PCT. RANK	GAMES	SCHEDULE	OF SCHEDULE	RPI	RPI	RPI	RPI
DIV. I ONLY	19- 6	45	8- 2	116	38	46	46	5	5	
DIV. I NON-CONF.	9- 2	33	0- 0	259	135	93	93	3	3	

TOTALS	RPI 1-25	RPI 26-50	W-L RECORDS	RPI 51-100	RPI 101-999	RPI 201+				
19- 6	1- 5	2- 1	OVERALL	4- 0	12- 0	7- 0				
12- 2	1- 2	2- 0	HOME	2- 0	7- 0	5- 0				
5- 4	0- 3	0- 1	AWAY	2- 0	3- 0	1- 0				
2- 0	0- 0	0- 0	NEUTRAL	0- 0	2- 0	1- 0				
9- 2	0- 2	0- 0	NON-CONFERENCE	1- 0	8- 0	6- 0				
6- 1	0- 1	0- 0	HOME	1- 0	5- 0	4- 0				
1- 1	0- 1	0- 0	AWAY	0- 0	1- 0	1- 0				
2- 0	0- 0	0- 0	NEUTRAL	0- 0	2- 0	1- 0				
10- 4	1- 3	2- 1	CONFERENCE	3- 0	4- 0	1- 0				
6- 1	1- 1	2- 0	HOME	1- 0	2- 0	1- 0				
4- 3	0- 2	0- 1	AWAY	2- 0	2- 0	0- 0				
0- 0	0- 0	0- 0	NEUTRAL	0- 0	0- 0	0- 0				

RPI 1-25				RPI 26-50				Team's RPI: 46				RPI 51-100				RPI 101+			
RPI	S	Opponent	Score	RPI	S	Opponent	Score	RPI	S	Opponent	Score	RPI	S	Opponent	Score	RPI	S	Opponent	Score
2	H	Notre Dame	67 72	34	H	Arizona St.	57 54	57	H	UC Davis	61 47	143	A	Colorado	86 71				
10	A	UCLA	49 84	35	H	Cal i forn i a	68 48	87	A	Washington St.	63 61	169	H	North Dakota	65 55				
11	A	Oregon	63 75	50	A	Southern Cal i forn i a	61 65	87	H	Washi ngton St.	71 53	173	A	Washi ngton	95 57				
11	H	Oregon	85 79					93	A	Utah	69 58	173	H	Washi ngton	75 63				
14	H	Stanford	57 60									189	N	Nevada	89 49				
16	A	Duke	65 72									204	H	UC Santa Barbara	74 49				
												250	H	San Jose St.	110 62				
												277	H	Ari zona	88 48				
												297	N	Utah St.	94 55				
												328	H	Utah Valley	98 41				
												335	A	N. C. Central	97 44				
												342	H	Savannah St.	84 36				
LAST 12 Di vi si on I GAMES:																			
173	A	Washington	95 57	11	A	Oregon	63 75												
87	A	Washi ngton St.	63 61	11	H	Oregon	85 79												
35	H	Cal i forn i a	68 48	277	H	Ari zona	88 48												
14	H	Stanford	57 60	34	H	Arizona St.	57 54												
143	A	Col orado	86 71	50	A	Southern Cal i forn i a	61 65												
93	A	Utah	69 58	10	A	UCLA	49 84												

Non-Di v I Games:

Oregon St.

Average RPI Win: 209
Average RPI Loss: 106

WON-LOST
RECORD

WINNING
PCT. RANK

LAST 10
GAMES

STRENGTH OF
SCHEDULE

OPP. STRENGTH
OF SCHEDULE

TEAM
RPI

ADJ.
RPI

CONF.
RPI

ADJ CONF.
RPI

DIV. I ONLY	11- 13	198	6- 4	94	134	171	171	13	13
DIV. I NON-CONF.	5- 5	170	0- 0	39	158	124	124	11	11

TOTALS	RPI 1-25	RPI 26-50	W-L RECORDS	RPI 51-100	RPI 101-999	RPI 201+			
11- 13	0- 0	1- 4	OVERALL	0- 3	10- 6	8- 1			
8- 6	0- 0	1- 2	HOME	0- 2	7- 2	5- 0			
3- 7	0- 0	0- 2	AWAY	0- 1	3- 4	3- 1			
0- 0	0- 0	0- 0	NEUTRAL	0- 0	0- 0	0- 0			
5- 5	0- 0	1- 2	NON-CONFERENCE	0- 1	4- 2	3- 0			
4- 3	0- 0	1- 1	HOME	0- 1	3- 1	2- 0			
1- 2	0- 0	0- 1	AWAY	0- 0	1- 1	1- 0			
0- 0	0- 0	0- 0	NEUTRAL	0- 0	0- 0	0- 0			
6- 8	0- 0	0- 2	CONFERENCE	0- 2	6- 4	5- 1			
4- 3	0- 0	0- 1	HOME	0- 1	4- 1	3- 0			
2- 5	0- 0	0- 1	AWAY	0- 1	2- 3	2- 1			
0- 0	0- 0	0- 0	NEUTRAL	0- 0	0- 0	0- 0			

RPI 1-25				RPI 26-50				RPI 51-100				RPI 101+ Team's RPI: 171			
RPI	S	Opponent	Score	RPI	S	Opponent	Score	RPI	S	Opponent	Score	RPI	S	Opponent	Score
				31	A	Northern Colo.	55 80	57	H	UC Davis	58 90	111	H	Lamar University	80 75
				35	H	Cal i forn i a	85 92	77	A	Saint Mary' s (CA)	88 96	125	A	BYU	65 77
				40	H	UCF	78 74	77	H	Saint Mary' s (CA)	69 70	125	H	BYU	83 76
				49	A	Gonzaga	66 90					127	H	Brown	57 74
				49	H	Gonzaga	72 99					146	A	Fresno St.	70 81
												147	A	Loyol a Marymount	60 75
												152	H	San Franci sco	71 81
												203	A	San Diego	81 68
												218	A	Seattl e U	85 73
												229	A	Pepperdi ne	85 77
												229	H	Pepperdi ne	84 73
												250	H	San Jose St.	106 97
												276	H	Santa Clara	55 37
												308	A	Portl and	67 89
												308	H	Portl and	91 55
												313	H	Cal St. Full erton	81 65
LAST 12 Division I GAMES:															
				308	A	Portl and	67 89	77	A	Saint Mary' s (CA)	88 96				
				49	A	Gonzaga	66 90	229	A	Pepperdi ne	85 77				
				229	H	Pepperdi ne	84 73	308	H	Portl and	91 55				
				276	H	Santa Clara	55 37	203	A	San Diego	81 68				
				125	H	BYU	83 76	125	A	BYU	65 77				
				152	H	San Franci sco	71 81	77	H	Saint Mary' s (CA)	69 70				

Non-Div I Games: UC Merced 123 59

Paci fi c

Loss, Non-Conf, S Site, H Home A Away N Neutral

Average RPI Win: 185		WON-LOST	WINNING	LAST 10	STRENGTH OF	OPP. STRENGTH	TEAM	ADJ.	CONF.	ADJ CONF.
Average RPI Loss: 86		RECORD	PCT. RANK	GAMES	SCHEDULE	OF SCHEDULE	RPI	RPI	RPI	RPI
DIV. I ONLY		14- 6	63	8- 1	121	94	72	72	9	9
DIV. I NON-CONF.		8- 4	87	3- 0	230	72	98	98	9	9
TOTALS		RPI 1-25	RPI 26-50	W-L RECORDS		RPI 51-100	RPI 101-999	RPI 201+		
14- 6	1- 1		0- 2	OVERALL		1- 1	12- 2	6- 1		
6- 2	0- 1		0- 1	HOME		1- 0	5- 0	4- 0		
6- 3	1- 0		0- 1	AWAY		0- 0	5- 2	1- 1		
2- 1	0- 0		0- 0	NEUTRAL		0- 1	2- 0	1- 0		
8- 4	1- 1		0- 0	NON-CONFERENCE		0- 1	7- 2	4- 1		
2- 1	0- 1		0- 0	HOME		0- 0	2- 0	2- 0		
4- 2	1- 0		0- 0	AWAY		0- 0	3- 2	1- 1		
2- 1	0- 0		0- 0	NEUTRAL		0- 1	2- 0	1- 0		
6- 2	0- 0		0- 2	CONFERENCE		1- 0	5- 0	2- 0		
4- 1	0- 0		0- 1	HOME		1- 0	3- 0	2- 0		
2- 1	0- 0		0- 1	AWAY		0- 0	2- 0	0- 0		
0- 0	0- 0		0- 0	NEUTRAL		0- 0	0- 0	0- 0		

RPI 1-25				RPI 26-50				RPI 51-100				Team's RPI : 72				RPI 101+			
RPI	S	Opponent	Score	RPI	S	Opponent	Score	RPI	S	Opponent	Score	RPI	S	Opponent	Score	RPI	S	Opponent	Score
2	H	Notre Dame	54 66	33	A	Princeton	40 60	68	N	Georgia Tech	55 69	109	N	Missouri St.	65 60				
23	A	Villanova	79 77	33	H	Princeton	55 70	78	H	Harvard	69 49	117	H	Dartmouth	65 47				
																119	A	Yale	69 54
																127	A	Brown	88 55
																151	A	Binghamton	72 77
																163	A	Saint Joseph's	57 50
																181	A	Temple	74 59
																209	H	Columbia	70 51
																231	A	La Salle	59 66
																237	H	Lafayette	55 42
																267	H	Cornell	68 48
																288	N	VCU	82 52
																332	H	Rhode Island	84 66
																343	A	NJIT	77 38
LAST 12 Division I GAMES:																			
				33	A	Princeton	40 60	23	A	Villanova	79 77								
				78	H	Harvard	69 49	209	H	Columbia	70 51								
				117	H	Dartmouth	65 47	267	H	Cornell	68 48								
				119	A	Yale	69 54	33	H	Princeton	55 70								
				127	A	Brown	88 55	343	A	NJIT	77 38								
				181	A	Temple	74 59	288	N	VCU	82 52								

Non-Div I Games:	Gwynedd Mercy	89	25
------------------	---------------	----	----

Penn

■ Loss, ■ Non-Conf, S Site, H Home A Away N Neutral

Average RPI Win:	159	WON-LOST	WINNING	LAST 10	STRENGTH OF	OPP. STRENGTH	TEAM	ADJ.	CONF.	ADJ CONF.
Average RPI Loss:	67	RECORD	PCT. RANK	GAMES	SCHEDULE	OF SCHEDULE	RPI	RPI	RPI	RPI
DIV. I ONLY	14- 12	156	4- 6	52	56	83	83	3	3	
DIV. I NON-CONF.	9- 4	82	0- 0	184	150	89	89	4	4	

TOTALS	RPI 1-25	RPI 26-50	W-L RECORDS	RPI 51-100	RPI 101-999	RPI 201+				
14- 12	0- 3	1- 4	OVERALL	4- 3	9- 2	5- 1				
10- 2	0- 1	1- 1	HOME	4- 0	5- 0	4- 0				
4- 8	0- 2	0- 3	AWAY	0- 2	4- 1	1- 1				
0- 2	0- 0	0- 0	NEUTRAL	0- 1	0- 1	0- 0				
9- 4	0- 0	0- 0	NON-CONFERENCE	2- 2	7- 2	4- 1				
6- 0	0- 0	0- 0	HOME	2- 0	4- 0	3- 0				
3- 2	0- 0	0- 0	AWAY	0- 1	3- 1	1- 1				
0- 2	0- 0	0- 0	NEUTRAL	0- 1	0- 1	0- 0				
5- 8	0- 3	1- 4	CONFERENCE	2- 1	2- 0	1- 0				
4- 2	0- 1	1- 1	HOME	2- 0	1- 0	1- 0				
1- 6	0- 2	0- 3	AWAY	0- 1	1- 0	0- 0				
0- 0	0- 0	0- 0	NEUTRAL	0- 0	0- 0	0- 0				

RPI	S	Opponent	Score	RPI	S	Opponent	Score	RPI	S	Opponent	Score	RPI	S	Opponent	Score
8	A	Ohio St.	64 94	26	A	Rutgers	65 70	53	A	Purdue	73 88	106	H	Wake Forest	68 58
13	H	Maryland	65 69	26	H	Rutgers	70 67	54	H	Michigan St.	74 59	157	N	Louisiana Tech	59 71
21	A	Iowa	76 80	42	A	Michigan	69 89	58	A	American	66 75	167	A	Pittsburgh	59 48
				43	A	Minnesota	68 101	61	H	Drexel	84 70	185	A	Wisconsin	69 62
				43	H	Minnesota	71 91	65	H	Indiana	77 74	192	A	Providence	60 51
								71	H	Fordham	65 60	206	H	Siena	86 72
								84	N	Kansas St.	65 70	211	H	Illinois	68 59
												253	H	Manhattan	78 46
												256	A	St. Bonaventure	62 65
												291	H	Central Conn. St.	83 66
												334	A	Marshall	80 65

LAST 12 Division I GAMES:															
43	A	Minnesota	68 101	26	H	Rutgers	70 67	185	A	Wisconsin	69 62	43	H	Minnesota	71 91
21	A	Iowa	76 80	54	H	Michigan St.	74 59	26	A	Rutgers	65 70	65	H	Indiana	77 74
8	A	Ohio St.	64 94	53	A	Purdue	73 88	13	H	Maryland	65 69				
211	H	Illinois	68 59												

Non-Div I Games:

Penn St.

Average RPI Win:	230	WON-LOST	WINNING	LAST 10	STRENGTH OF	OPP. STRENGTH	TEAM	ADJ.	CONF.	ADJ CONF.
Average RPI Loss:	153	RECORD	PCT. RANK	GAMES	SCHEDULE	OF SCHEDULE	RPI	RPI	RPI	RPI
DIV. I ONLY	9- 15	246	3- 7	144	241	229	229	13	13	
DIV. I NON-CONF.	4- 6	214	0- 0	119	344	197	197	11	11	

TOTALS	RPI 1-25	RPI 26-50	W-L RECORDS	RPI 51-100	RPI 101-999	RPI 201+				
9- 15	0- 0	0- 1	OVERALL	0- 3	9- 11	5- 4				
7- 4	0- 0	0- 0	HOME	0- 0	7- 4	4- 2				
2- 11	0- 0	0- 1	AWAY	0- 3	2- 7	1- 2				
0- 0	0- 0	0- 0	NEUTRAL	0- 0	0- 0	0- 0				
4- 6	0- 0	0- 0	NON-CONFERENCE	0- 2	4- 4	2- 2				
2- 2	0- 0	0- 0	HOME	0- 0	2- 2	1- 2				
2- 4	0- 0	0- 0	AWAY	0- 2	2- 2	1- 0				
0- 0	0- 0	0- 0	NEUTRAL	0- 0	0- 0	0- 0				
5- 9	0- 0	0- 1	CONFERENCE	0- 1	5- 7	3- 2				
5- 2	0- 0	0- 0	HOME	0- 0	5- 2	3- 0				
0- 7	0- 0	0- 1	AWAY	0- 1	0- 5	0- 2				
0- 0	0- 0	0- 0	NEUTRAL	0- 0	0- 0	0- 0				

RPI S Opponent	Score	RPI S Opponent	Score	RPI S Opponent	Score	RPI S Opponent	Score	Team's RPI: 229
		49 Gonzaga	51 73	57 UC Davis	64 69	125 BYU	67 73	
				77 Saint Mary's (CA)	62 75	144 Idaho St.	80 74	
				93 Utah	65 89	147 Loyola Marymount	60 75	
						147 Loyola Marymount	85 74	
						148 Weber St.	61 71	
						152 San Francisco	67 68	
						152 San Francisco	95 92	
						171 Pacific	73 84	
						171 Pacific	77 85	
						172 UC Irvine	74 75	
						189 Nevada	77 72	
						203 San Diego	53 79	
						203 San Diego	66 62	
						218 Seattle U	62 65	
						241 New Mexico St.	64 86	
						276 Santa Clara	50 54	
						276 Santa Clara	56 55	
						308 Portland	83 79	
						325 Long Beach St.	83 71	
						328 Utah Valley	71 44	
LAST 12 Division I GAMES:								
147 Loyola Marymount	85 74	152 San Francisco	95 92					
203 San Diego	53 79	171 Pacific	77 85					
171 Pacific	73 84	77 Saint Mary's (CA)	62 75					
308 Portland	83 79	125 BYU	67 73					
276 Santa Clara	50 54	152 San Francisco	67 68					
147 Loyola Marymount	60 75	49 Gonzaga	51 73					

Non-Div I Games:

Pepperdine

Average RPI	Win:	200	WON-LOST	WINNING	LAST 10	STRENGTH OF	OPP. STRENGTH	TEAM	ADJ.	CONF.	ADJ CONF.
Average RPI	Loss:	69	RECORD	PCT. RANK	GAMES	SCHEDULE	OF SCHEDULE	RPI	RPI	RPI	RPI
DIV. I ONLY		10- 15	227	2- 8	62	55	167	167	1	1	
DIV. I NON-CONF.		8- 5	111	1- 0	183	215	169	169	1	1	

TOTALS	RPI 1-25		RPI 26-50		W-L RECORDS		RPI 51-100		RPI 101-999		RPI 201+
10- 15	0- 4		0- 2		OVERALL		1- 5		9- 4		4- 1
8- 8	0- 4		0- 0		HOME		1- 2		7- 2		4- 0
2- 7	0- 0		0- 2		AWAY		0- 3		2- 2		0- 1
0- 0	0- 0		0- 0		NEUTRAL		0- 0		0- 0		0- 0
8- 5	0- 0		0- 0		NON-CONFERENCE		0- 4		8- 1		4- 0
7- 3	0- 0		0- 0		HOME		0- 2		7- 1		4- 0
1- 2	0- 0		0- 0		AWAY		0- 2		1- 0		0- 0
0- 0	0- 0		0- 0		NEUTRAL		0- 0		0- 0		0- 0
2- 10	0- 4		0- 2		CONFERENCE		1- 1		1- 3		0- 1
1- 5	0- 4		0- 0		HOME		1- 0		0- 1		0- 0
1- 5	0- 0		0- 2		AWAY		0- 1		1- 2		0- 1
0- 0	0- 0		0- 0		NEUTRAL		0- 0		0- 0		0- 0

RPI 1-25				RPI 26-50				RPI 51-100				RPI 101+				Team's RPI: 167	
RPI	S	Opponent	Score	RPI	S	Opponent	Score	RPI	S	Opponent	Score	RPI	S	Opponent	Score		
2	H	Notre Dame	53 87	28	A	Vi rgi ni a	50 62	51	A	West Vi rgi ni a	52 73	103	A	North Carol i na	67 68		
4	H	Loui sville	51 77	36	A	Syracuse	52 70	63	A	Vi rgi ni a Tech	66 89	106	H	Wake Forest	49 58		
5	H	Flori da St.	59 66					67	H	Duquesne	53 66	126	H	Bucknel l	57 39		
16	H	Duke	46 58					68	H	Georgi a Tech	68 62	135	A	Ci nci nnati	66 46		
								71	A	Fordham	55 58	141	A	Cl emson	58 42		
								83	H	Penn St.	48 59	185	H	Wisconsi n	57 58		
												187	H	Arkansas St.	87 47		
												194	H	Youngstown St.	66 58		
												208	A	Boston Colle ge	61 72		
												260	H	Towson	81 63		
												267	H	Cornel l	51 39		
												282	H	UNCW	74 55		
												340	H	Chi cago St.	87 49		
LAST 12 Di vi si on I GAMES:																	
208	A	Boston Colle ge	61 72	4	H	Loui sville	51 77	68	H	Georgi a Tech	68 62	103	A	North Carol i na	67 68		
5	H	Flori da St.	59 66	63	A	Vi rgi ni a Tech	66 89	106	H	Wake Forest	49 58	126	H	Bucknel l	57 39		
141	A	Cl emson	58 42	103	A	North Carol i na	67 68	135	A	Ci nci nnati	66 46	141	A	Cl emson	58 42		
16	H	Duke	46 58	106	H	Wake Forest	49 58	185	H	Wisconsi n	57 58	187	H	Arkansas St.	87 47		
2	H	Notre Dame	53 87	340	H	Chi cago St.	87 49					194	H	Youngstown St.	66 58		
36	A	Syracuse	52 70									208	A	Boston Colle ge	61 72		

Non-Div I Games:

Pittsburgh

Average RPI Win: 207	WON-LOST RECORD	WINNING PCT. RANK	LAST 10 GAMES	STRENGTH OF SCHEDULE	OPP. STRENGTH OF SCHEDULE	TEAM RPI	ADJ. RPI	CONF. RPI	ADJ CONF. RPI
Average RPI Loss: 165									
DIV. I ONLY	4- 19	317	2- 8	141	209	308	308	13	13
DIV. I NON-CONF.	2- 7	286	0- 0	224	334	326	326	11	11

TOTALS	RPI 1-25	RPI 26-50	W-L RECORDS	RPI 51-100	RPI 101-999	RPI 201+			
4- 19	0- 0	0- 2	OVERALL	1- 0	3- 17	2- 5			
4- 10	0- 0	0- 1	HOME	1- 0	3- 9	2- 2			
0- 9	0- 0	0- 1	AWAY	0- 0	0- 8	0- 3			
0- 0	0- 0	0- 0	NEUTRAL	0- 0	0- 0	0- 0			
2- 7	0- 0	0- 0	NON-CONFERENCE	0- 0	2- 7	2- 1			
2- 4	0- 0	0- 0	HOME	0- 0	2- 4	2- 0			
0- 3	0- 0	0- 0	AWAY	0- 0	0- 3	0- 1			
0- 0	0- 0	0- 0	NEUTRAL	0- 0	0- 0	0- 0			
2- 12	0- 0	0- 2	CONFERENCE	1- 0	1- 10	0- 4			
2- 6	0- 0	0- 1	HOME	1- 0	1- 5	0- 2			
0- 6	0- 0	0- 1	AWAY	0- 0	0- 5	0- 2			
0- 0	0- 0	0- 0	NEUTRAL	0- 0	0- 0	0- 0			

RPI 1-25	RPI 26-50	RPI 51-100	RPI 101+	Team's RPI: 308
RPI S Opponent Score	RPI S Opponent Score	RPI S Opponent Score	RPI S Opponent Score	
	49 A Gonzaga 36 75	77 H Saint Mary's (CA) 68 65	112 H Saint Francis (PA) 101 106	
	49 H Gonzaga 56 70		125 H BYU 58 72	
			139 H Portland St. 71 77	
			147 A Loyola Marymount 55 76	
			147 H Loyola Marymount 60 63	
			148 H Weber St. 70 91	
			152 A San Francisco 75 84	
			152 H San Francisco 63 76	
			171 A Paci fic 55 91	
			171 H Paci fic 89 67	
			172 A UC Irvine 52 63	
			173 A Washington 67 93	
			174 H Boise St. 47 73	
			203 A San Diego 52 59	
			203 H San Diego 60 75	
			229 A Pepperdi ne 79 83	
			252 H Hawai i 76 47	
			276 H Santa Clara 43 50	
			313 A Cal St. Fullerton 61 66	
			328 H Utah Valley 71 64	
LAST 12 Division I GAMES:				
	171 H Paci fic 89 67	147 H Loyola Marymount 60 63		
	152 H San Francisco 63 76	203 H San Diego 60 75		
	147 A Loyola Marymount 55 76	171 A Paci fic 55 91		
	229 A Pepperdi ne 79 83	49 H Gonzaga 56 70		
	77 H Saint Mary's (CA) 68 65	276 H Santa Clara 43 50		
	49 A Gonzaga 36 75	203 A San Diego 52 59		

Non-Div I Games: Willamette 72 52 Warner Paci fic 95 59

Portland

Average RPI Win: 221	WON-LOST RECORD	WINNING PCT. RANK	LAST 10 GAMES	STRENGTH OF SCHEDULE	OPP. STRENGTH OF SCHEDULE	TEAM RPI	ADJ. RPI	CONF. RPI	ADJ CONF. RPI
Average RPI Loss: 147									
DIV. I ONLY	11- 10	158	5- 5	165	215	139	139	19	19
DIV. I NON-CONF.	4- 5	202	0- 0	132	129	101	101	13	13

TOTALS	RPI 1-25	RPI 26-50	W-L RECORDS	RPI 51-100	RPI 101-999	RPI 201+			
11- 10	0- 0	0- 1	OVERALL	0- 2	11- 7	7- 2			
6- 2	0- 0	0- 0	HOME	0- 0	6- 2	3- 0			
5- 8	0- 0	0- 1	AWAY	0- 2	5- 5	4- 2			
0- 0	0- 0	0- 0	NEUTRAL	0- 0	0- 0	0- 0			
4- 5	0- 0	0- 1	NON-CONFERENCE	0- 2	4- 2	2- 1			
1- 0	0- 0	0- 0	HOME	0- 0	1- 0	0- 0			
3- 5	0- 0	0- 1	AWAY	0- 2	3- 2	2- 1			
0- 0	0- 0	0- 0	NEUTRAL	0- 0	0- 0	0- 0			
7- 5	0- 0	0- 0	CONFERENCE	0- 0	7- 5	5- 1			
5- 2	0- 0	0- 0	HOME	0- 0	5- 2	3- 0			
2- 3	0- 0	0- 0	AWAY	0- 0	2- 3	2- 1			
0- 0	0- 0	0- 0	NEUTRAL	0- 0	0- 0	0- 0			

RPI 1-25	RPI 26-50	RPI 51-100	RPI 101+	Team's RPI: 139
RPI S Opponent Score	RPI S Opponent Score	RPI S Opponent Score	RPI S Opponent Score	
	49 A Gonzaga 52 91	57 A UC Davis 67 79	131 H Ole Miss 94 79	
		90 A UNLV 80 88	144 H Idaho St. 59 88	
			148 H Weber St. 77 64	
			150 A Idaho 60 61	
			150 H Idaho 90 101	
			172 A UC Irvine 82 72	
			179 A Eastern Wash. 57 64	
			179 H Eastern Wash. 75 60	
			189 A Nevada 55 67	
			218 A Seattle U 77 91	
			234 A Montana St. 69 60	
			234 H Montana St. 62 53	
			240 A Montana 53 69	
			240 H Montana 70 53	
			250 A San Jose St. 90 78	
			270 A Sacramento St. 81 72	
			270 H Sacramento St. 74 73	
			308 A Portland 77 71	
LAST 12 Division I GAMES:				
	234 H Montana St. 62 53	144 H Idaho St. 59 88		
	240 H Montana 70 53	240 A Montana 53 69		
	179 A Eastern Wash. 57 64	234 A Montana St. 69 60		
	150 A Idaho 60 61	150 H Idaho 90 101		
	270 A Sacramento St. 81 72	179 H Eastern Wash. 75 60		
	148 H Weber St. 77 64	270 H Sacramento St. 74 73		

Non-Div I Games: Northwest (WA) 63 60 Multnomah 95 32 Portland St.

Average RPI Win:	278	WON-LOST	WINNING	LAST 10	STRENGTH OF	OPP. STRENGTH	TEAM	ADJ.	CONF.	ADJ CONF.
Average RPI Loss:	202	RECORD	PCT. RANK	GAMES	SCHEDULE	OF SCHEDULE	RPI	RPI	RPI	RPI
DIV. I ONLY	7- 14	261	6- 4	193	349	263	263	32	32	
DIV. I NON-CONF.	0- 9	337	0- 0	52	301	294	294	32	32	

TOTALS	RPI 1-25	RPI 26-50	W-L RECORDS	RPI 51-100	RPI 101-999	RPI 201+				
7- 14	0- 1	0- 0	OVERALL	0- 1	7- 12	6- 8				
5- 3	0- 0	0- 0	HOME	0- 1	5- 2	4- 2				
2- 10	0- 1	0- 0	AWAY	0- 0	2- 9	2- 5				
0- 1	0- 0	0- 0	NEUTRAL	0- 0	0- 1	0- 1				
0- 9	0- 1	0- 0	NON-CONFERENCE	0- 1	0- 7	0- 3				
0- 1	0- 0	0- 0	HOME	0- 1	0- 0	0- 0				
0- 7	0- 1	0- 0	AWAY	0- 0	0- 6	0- 2				
0- 1	0- 0	0- 0	NEUTRAL	0- 0	0- 1	0- 1				
7- 5	0- 0	0- 0	CONFERENCE	0- 0	7- 5	6- 5				
5- 2	0- 0	0- 0	HOME	0- 0	5- 2	4- 2				
2- 3	0- 0	0- 0	AWAY	0- 0	2- 3	2- 3				
0- 0	0- 0	0- 0	NEUTRAL	0- 0	0- 0	0- 0				

RPI 1-25				RPI 26-50				RPI 51-100				RPI 101+				Team's RPI: 263
RPI	S	Opponent	Score	RPI	S	Opponent	Score	RPI	S	Opponent	Score	RPI	S	Opponent	Score	
17	A	Texas A&M	70 98					95	H	Rice	68 88	114	A	Colorado St.	59 71	
												123	A	Bethune-Cookman	52 77	
												141	A	Cl emson	58 64	
												153	A	Texas St.	57 84	
												183	H	Southern U.	69 62	
												230	A	Texas Tech	60 89	
												233	A	Texas Southern	61 56	
												233	H	Texas Southern	65 48	
												236	A	Grambling	79 81	
												236	H	Grambling	68 75	
												257	N	A&M-Corpus Christi	62 72	
												300	A	Al abama St.	68 70	
												301	H	Al corn	72 73	
												309	A	Jackson St.	61 70	
												309	H	Jackson St.	85 73	
												314	A	Al abama A&M	55 48	
												319	A	UTRGV	62 78	
												336	H	Mi ssi ssi ppi Val .	78 73	
												339	H	Ark. -Pi ne Bl uff	64 52	
LAST 12 Division I GAMES:																
309	H	Jackson St.	85 73	339	H	Ark. -Pi ne Bl uff	64 52									
236	H	Grambling	68 75	309	A	Jackson St.	61 70									
233	H	Texas Southern	65 48	236	A	Grambling	79 81									
314	A	Al abama A&M	55 48	233	A	Texas Southern	61 56									
300	A	Al abama St.	68 70	183	H	Southern U.	69 62									
336	H	Mi ssi ssi ppi Val .	78 73	301	H	Al corn	72 73									

Non-Div I Games: Texas-Tyler 99 56 Arlington Baptist 116 73

Prairie View

Average RPI Win:	273	WON-LOST	WINNING	LAST 10	STRENGTH OF	OPP. STRENGTH	TEAM	ADJ.	CONF.	ADJ CONF.
Average RPI Loss:	176	RECORD	PCT. RANK	GAMES	SCHEDULE	OF SCHEDULE	RPI	RPI	RPI	RPI
DIV. I ONLY	8- 16	261	5- 5	271	275	272	272	27	27	
DIV. I NON-CONF.	3- 8	268	0- 0	144	181	239	239	28	28	

TOTALS	RPI 1-25	RPI 26-50	W-L RECORDS	RPI 51-100	RPI 101-999	RPI 201+				
8- 16	0- 2	0- 0	OVERALL	0- 4	8- 10	7- 7				
5- 5	0- 0	0- 0	HOME	0- 1	5- 4	4- 4				
3- 11	0- 0	0- 0	AWAY	0- 1	3- 1	3- 0				
0- 0	0- 0	0- 0	NEUTRAL	0- 0	0- 0	0- 0				
3- 8	0- 2	0- 0	NON-CONFERENCE	0- 2	3- 4	2- 3				
2- 2	0- 0	0- 0	HOME	0- 0	2- 2	1- 2				
1- 6	0- 2	0- 0	AWAY	0- 2	1- 2	1- 1				
0- 0	0- 0	0- 0	NEUTRAL	0- 0	0- 0	0- 0				
5- 8	0- 0	0- 0	CONFERENCE	0- 2	5- 6	5- 4				
3- 3	0- 0	0- 0	HOME	0- 1	3- 2	3- 2				
2- 5	0- 0	0- 0	AWAY	0- 1	2- 4	2- 2				
0- 0	0- 0	0- 0	NEUTRAL	0- 0	0- 0	0- 0				

RPI 1-25				RPI 26-50				RPI 51-100				RPI 101+				Team's RPI: 272
RPI	S	Opponent	Score	RPI	S	Opponent	Score	RPI	S	Opponent	Score	RPI	S	Opponent	Score	
10	A	UCLA	40 76					73	A	Belmont	48 90	103	A	North Carolina	56 91	
16	A	Duke	45 79					88	A	Liberty	55 63	137	A	Radford	55 93	
								88	H	Liberty	64 76	177	A	High Point	55 81	
								99	A	Chattanooga	51 71	188	H	Furman	76 75	
												220	H	UNCG	57 64	
												224	H	Gardner-Webb	72 69	
												225	A	UNC Asheville	76 74	
												246	A	Campbell	40 53	
												246	H	Campbell	65 59	
												251	A	San Diego St.	50 77	
												281	A	USC Upstate	83 69	
												302	H	Kennesaw St.	51 60	
												305	H	Charleston So.	61 64	
												335	H	N.C. Central	69 60	
												341	A	Winthrop	64 58	
												341	H	Winthrop	78 45	
												348	A	Longwood	56 66	
												348	H	Longwood	60 75	

LAST 12 Division I GAMES:																
246	A	Campbell	40 53	341	H	Winthrop	78 45									
348	H	Longwood	60 75	137	A	Radford	55 93									
341	A	Winthrop	64 58	224	H	Gardner-Webb	72 69									
88	A	Liberty	55 63	246	H	Campbell	65 59									
305	H	Charleston So.	61 64	177	A	High Point	55 81									
225	A	UNC Asheville	76 74	348	A	Longwood	56 66									

Non-Div I Games:

Presbyterian

Average RPI Win:	154	WON-LOST	WINNING	LAST 10	STRENGTH OF	OPP. STRENGTH	TEAM	ADJ.	CONF.	ADJ CONF.
Average RPI Loss:	59	RECORD	PCT. RANK	GAMES	SCHEDULE	OF SCHEDULE	RPI	RPI	RPI	RPI
DIV. I ONLY	17- 4	26	9- 1	81	89	33	33	9	9	
DIV. I NON-CONF.	10- 3	52	4- 0	117	43	46	46	9	9	

TOTALS	RPI 1-25	RPI 26-50	W-L RECORDS	RPI 51-100	RPI 101-999	RPI 201+				
17- 4	0- 1	0- 1	OVERALL	6- 1	11- 1	5- 0				
8- 2	0- 1	0- 0	HOME	3- 1	5- 0	3- 0				
7- 2	0- 0	0- 1	AWAY	2- 0	5- 1	2- 0				
2- 0	0- 0	0- 0	NEUTRAL	1- 0	1- 0	0- 0				
10- 3	0- 1	0- 1	NON-CONFERENCE	3- 1	7- 0	3- 0				
3- 2	0- 1	0- 0	HOME	1- 1	2- 0	1- 0				
5- 1	0- 0	0- 1	AWAY	1- 0	4- 0	2- 0				
2- 0	0- 0	0- 0	NEUTRAL	1- 0	1- 0	0- 0				
7- 1	0- 0	0- 0	CONFERENCE	3- 0	4- 1	2- 0				
5- 0	0- 0	0- 0	HOME	2- 0	3- 0	2- 0				
2- 1	0- 0	0- 0	AWAY	1- 0	1- 1	0- 0				
0- 0	0- 0	0- 0	NEUTRAL	0- 0	0- 0	0- 0				

RPI 1-25				RPI 26-50				Team's RPI: 33				RPI 51-100				RPI 101+			
RPI	S	Opponent	Score	RPI	S	Opponent	Score	RPI	S	Opponent	Score	RPI	S	Opponent	Score	RPI	S	Opponent	Score
23	H	Villanova	59 62	26	A	Rutgers	50 70	55	A	Quinnipiac	60 46	101	A	Seton Hall	85 83				
								68	H	Georgia Tech	56 67	116	H	Delaware	78 60				
								72	A	Penn	70 55	117	H	Dartmouth	82 63				
								72	H	Penn	60 40	119	A	Yale	59 73				
								78	H	Harvard	80 47	127	A	Brown	77 62				
								91	H	George Washington	72 52	158	A	Davidson	63 57				
								99	N	Chattanooga	59 49	163	N	Saint Joseph's	63 54				
												209	H	Columbia	69 47				
												237	A	Lafayette	53 45				
												267	H	Cornell	75 54				
												326	A	Wagner	58 37				
												329	H	UMBC	77 40				
LAST 12 Division I GAMES:																			
				72	H	Penn	60 40	209	H	Columbia	69 47								
				117	H	Dartmouth	82 63	72	A	Penn	70 55								
				78	H	Harvard	80 47	329	H	UMBC	77 40								
				127	A	Brown	77 62	99	N	Chattanooga	59 49								
				119	A	Yale	59 73	163	N	Saint Joseph's	63 54								
				267	H	Cornell	75 54	326	A	Wagner	58 37								

Non-Div I Games:

Princeton

Average RPI	Win:	169	WON-LOST	WINNING	LAST 10	STRENGTH OF	OPP. STRENGTH	TEAM	ADJ.	CONF.	ADJ CONF.
Average RPI	Loss:	96	RECORD	PCT. RANK	GAMES	SCHEDULE	OF SCHEDULE	RPI	RPI	RPI	RPI
DIV. I ONLY		9- 17		257	1- 9	106	68	192	192	6	6
DIV. I NON-CONF.		7- 5		132	0- 0	258	203	183	183	6	6

TOTALS	RPI 1-25		RPI 26-50		W-L RECORDS		RPI 51-100		RPI 101-999		RPI 201+
9- 17	0- 3		0- 4		OVERALL		3- 2		6- 8		3- 3
3- 9	0- 2		0- 2		HOME		1- 1		2- 4		2- 1
3- 8	0- 1		0- 2		AWAY		1- 1		2- 4		0- 2
3- 0	0- 0		0- 0		NEUTRAL		1- 0		2- 0		1- 0
7- 5	0- 0		0- 0		NON-CONFERENCE		1- 2		6- 3		3- 2
2- 3	0- 0		0- 0		HOME		0- 1		2- 2		2- 1
2- 2	0- 0		0- 0		AWAY		0- 1		2- 1		0- 1
3- 0	0- 0		0- 0		NEUTRAL		1- 0		2- 0		1- 0
2- 12	0- 3		0- 4		CONFERENCE		2- 0		0- 5		0- 1
1- 6	0- 2		0- 2		HOME		1- 0		0- 2		0- 0
1- 6	0- 1		0- 2		AWAY		1- 0		0- 3		0- 1
0- 0	0- 0		0- 0		NEUTRAL		0- 0		0- 0		0- 0

RPI 1-25				RPI 26-50				RPI 51-100				RPI 101+				Team's RPI: 192
RPI	S	Opponent	Score	RPI	S	Opponent	Score	RPI	S	Opponent	Score	RPI	S	Opponent	Score	
23	H	Villanova	55 63	32	A	Marquette	61 94	52	A	St. John's (NY)	49 44	101	A	Seton Hall	56 65	
24	A	DePaul	47 81	32	H	Marquette	60 77	52	H	St. John's (NY)	70 68	101	H	Seton Hall	56 65	
24	H	DePaul	48 71	37	A	Creighton	56 73	55	A	Quinnipiac	36 62	107	A	Butler	57 68	
				37	H	Creighton	84 87	83	H	Penn St.	51 60	119	A	Yale	55 51	
								100	N	Wright St.	74 69	127	H	Brown	59 64	
												133	H	Georgetown	43 75	
												138	A	Northeastern	98 95	
												178	N	Stetson	56 45	
												208	H	Boston College	63 55	
												209	H	Columbia	64 73	
												214	A	Xavier	59 68	
												287	A	Sacred Heart	75 78	
												332	H	Rhode Island	65 41	
												342	N	Savannah St.	78 48	

LAST 12 Division I GAMES:																
37	H	Creighton	84 87	214	A	Xavier	59 68									
24	A	DePaul	47 81	37	A	Creighton	56 73									
32	A	Marquette	61 94	32	H	Marquette	60 77									
52	H	St. John's (NY)	70 68	24	H	DePaul	48 71									
101	H	Seton Hall	56 65	101	A	Seton Hall	56 65									
107	A	Butler	57 68	52	A	St. John's (NY)	49 44									

Non-Div I Games:

Providence

Average RPI Win: 134
Average RPI Loss: 59

WON-LOST
RECORD

WINNING
PCT. RANK

LAST 10
GAMES

STRENGTH OF
SCHEDULE

OPP. STRENGTH
OF SCHEDULE

TEAM
RPI

ADJ.
RPI

CONF.
RPI

ADJ CONF.
RPI

DIV. I ONLY	16- 10	110	6- 4	22	62	53	53	3	3
DIV. I NON-CONF.	9- 5	99	0- 0	19	125	54	54	4	4
TOTALS	RPI 1-25	RPI 26-50	W-L RECORDS	RPI 51-100	RPI 101-999	RPI 201+			
16- 10	1- 0	3- 4	OVERALL	3- 6	9- 0	3- 0			
10- 4	0- 0	1- 2	HOME	3- 2	6- 0	1- 0			
5- 5	1- 0	2- 1	AWAY	0- 4	2- 0	2- 0			
1- 1	0- 0	0- 1	NEUTRAL	0- 0	1- 0	0- 0			
9- 5	0- 0	1- 2	NON-CONFERENCE	2- 3	6- 0	2- 0			
6- 2	0- 0	0- 1	HOME	2- 1	4- 0	1- 0			
2- 2	0- 0	1- 0	AWAY	0- 2	1- 0	1- 0			
1- 1	0- 0	0- 1	NEUTRAL	0- 0	1- 0	0- 0			
7- 5	1- 0	2- 2	CONFERENCE	1- 3	3- 0	1- 0			
4- 2	0- 0	1- 1	HOME	1- 1	2- 0	0- 0			
3- 3	1- 0	1- 1	AWAY	0- 2	1- 0	1- 0			
0- 0	0- 0	0- 0	NEUTRAL	0- 0	0- 0	0- 0			

RPI	S	Opponent	Score	RPI	S	Opponent	Score	RPI	S	Opponent	Score	RPI	S	Opponent	Score
21	A	Iowa	76 70	26	A	Rutgers	50 58	65	A	Indiana	54 72	111	H	Lamar University	79 64
				26	H	Rutgers	47 33	65	H	Indiana	44 52	168	N	Marist	61 47
				29	A	Central Mich.	79 69	66	A	Nebraska	51 75	179	H	Eastern Wash.	65 40
				41	H	Ball St.	60 66	68	A	Georgia Tech	55 68	184	H	Northwestern	63 60
				42	A	Michigan	81 79	75	H	Ohio	71 77	185	H	Wisconsin	57 35
				43	H	Minnesota	74 78	77	H	Saint Mary's (CA)	70 60	196	H	UT Martin	60 58
				50	N	Southern California	46 58	83	H	Penn St.	88 73	211	A	Illinois	73 54
								92	H	Miami (OH)	75 66	252	A	Hawaii	79 67
								93	A	Utah	68 81	283	H	Valparaiso	95 49
LAST 12 Division I GAMES:															
65	H	Indiana	44 52	184	H	Northwestern	63 60								
43	H	Minnesota	74 78	21	A	Iowa	76 70								
211	A	Illinois	73 54	26	H	Rutgers	47 33								
42	A	Michigan	81 79	65	A	Indiana	54 72								
83	H	Penn St.	88 73	185	H	Wisconsin	57 35								
66	A	Nebraska	51 75	26	A	Rutgers	50 58								

Non-Div I Games:

Purdue

Loss, Non-Conf, S Site, H Home A Away N Neutral

Average RPI	Win: 223	WON-LOST	WINNING	LAST 10	STRENGTH OF	OPP. STRENGTH	TEAM	ADJ.	CONF.	ADJ CONF.
Average RPI	Loss: 26	RECORD	PCT. RANK	GAMES	SCHEDULE	OF SCHEDULE	RPI	RPI	RPI	RPI
DIV. I ONLY	21- 5	28	10- 0	145	166	55	55	28	28	
DIV. I NON-CONF.	6- 5	153	0- 0	6	7	20	20	26	26	

TOTALS	RPI 1-25	RPI 26-50	W-L RECORDS	RPI 51-100	RPI 101-999	RPI 201+				
21- 5	0- 3	3- 1	OVERALL	0- 1	18- 0	14- 0				
11- 1	0- 0	2- 1	HOME	0- 0	9- 0	7- 0				
10- 3	0- 2	1- 0	AWAY	0- 1	9- 0	7- 0				
0- 1	0- 1	0- 0	NEUTRAL	0- 0	0- 0	0- 0				
6- 5	0- 3	3- 1	NON-CONFERENCE	0- 1	3- 0	0- 0				
3- 1	0- 0	2- 1	HOME	0- 0	1- 0	0- 0				
3- 3	0- 2	1- 0	AWAY	0- 1	2- 0	0- 0				
0- 1	0- 1	0- 0	NEUTRAL	0- 0	0- 0	0- 0				
15- 0	0- 0	0- 0	CONFERENCE	0- 0	15- 0	14- 0				
8- 0	0- 0	0- 0	HOME	0- 0	8- 0	7- 0				
7- 0	0- 0	0- 0	AWAY	0- 0	7- 0	7- 0				
0- 0	0- 0	0- 0	NEUTRAL	0- 0	0- 0	0- 0				

RPI 1-25				RPI 26-50				RPI 51-100				Team's RPI: 55				RPI 101+			
RPI	S	Opponent	Score	RPI	S	Opponent	Score	RPI	S	Opponent	Score	RPI	S	Opponent	Score	RPI	S	Opponent	Score
8	A	Ohio St.	63 95	29	A	Central Mi ch.	84 70	54	A	Mi chi gan St.	55 74	168	H	Mari st	62 56				
15	N	Missouri	51 66	31	H	Northern Colo.	60 49					192	H	Provi dence	62 36				
21	A	Iowa	67 83	33	H	Pri nceton	46 60					197	A	Hampton	64 58				
				39	H	Dayton	72 66					200	A	Ri chmond	81 65				

R
a
d
f
o
r
d

R
a
d
f
o
r
d

Radford

Page 234

Average RPI Win:	279	WON-LOST	WINNING	LAST 10	STRENGTH OF	OPP. STRENGTH	TEAM	ADJ.	CONF.	ADJ CONF.
Average RPI Loss:	158	RECORD	PCT. RANK	GAMES	SCHEDULE	OF SCHEDULE	RPI	RPI	RPI	RPI
DIV. I ONLY	3- 22	334	1- 9	226	153	332	332	12	12	
DIV. I NON-CONF.	2- 10	300	0- 0	228	240	318	318	10	10	

TOTALS	RPI 1-25	RPI 26-50	W-L RECORDS	RPI 51-100	RPI 101-999	RPI 201+				
3- 22	0- 0	0- 2	OVERALL	0- 4	3- 16	3- 6				
3- 8	0- 0	0- 1	HOME	0- 0	3- 7	3- 3				
0- 13	0- 0	0- 1	AWAY	0- 4	0- 8	0- 2				
0- 1	0- 0	0- 0	NEUTRAL	0- 0	0- 1	0- 1				
2- 10	0- 0	0- 1	NON-CONFERENCE	0- 2	2- 7	2- 3				
2- 2	0- 0	0- 1	HOME	0- 0	2- 1	2- 1				
0- 7	0- 0	0- 0	AWAY	0- 2	0- 5	0- 1				
0- 1	0- 0	0- 0	NEUTRAL	0- 0	0- 1	0- 1				
1- 12	0- 0	0- 1	CONFERENCE	0- 2	1- 9	1- 3				
1- 6	0- 0	0- 0	HOME	0- 0	1- 6	1- 2				
0- 6	0- 0	0- 1	AWAY	0- 2	0- 3	0- 1				
0- 0	0- 0	0- 0	NEUTRAL	0- 0	0- 0	0- 0				

RPI 1-25				RPI 26-50				RPI 51-100				RPI 101+				Team's RPI: 332
RPI	S	Opponent	Score	RPI	S	Opponent	Score	RPI	S	Opponent	Score	RPI	S	Opponent	Score	
				39	A	Dayton	58 116	54	A	Michigan St.	38 82	104	H	Saint Louis	66 70	
				43	H	Minnesota	60 82	71	A	Fordham	64 76	110	H	George Mason	53 92	
								72	A	Penn	66 84	117	A	Dartmouth	54 70	
								91	A	George Washington	52 65	158	A	Davison	67 77	
												158	H	Davison	67 79	
												161	A	Samford	37 67	
												163	A	Saint Joseph's	46 64	
												168	A	Marist	42 64	
												192	A	Providence	41 65	
												200	H	Richmond	53 74	
												210	A	Jacksonville St.	53 63	
												231	H	La Salle	72 63	
												243	H	Holy Cross	63 69	
												256	A	St. Bonaventure	70 81	
												258	H	Fairfield	62 47	
												285	H	Massachusetts	59 61	
												288	H	VCU	49 61	
												292	N	Bryant	52 58	
												347	H	UMass Lowell	81 64	
LAST 12 Division I GAMES:																
				104	H	Saint Louis	66 70	231	H	La Salle	72 63					
				163	A	Saint Joseph's	46 64	256	A	St. Bonaventure	70 81					
				71	A	Fordham	64 76	110	H	George Mason	53 92					
				158	H	Davison	67 79	288	H	VCU	49 61					
				285	H	Massachusetts	59 61	158	A	Davison	67 77					
				91	A	George Washington	52 65	39	A	Dayton	58 116					

Non-Div I Games: Southern Conn. St. 57 62

Rhode Island

Average RPI Win:	239	WON-LOST	WINNING	LAST 10	STRENGTH OF	OPP. STRENGTH	TEAM	ADJ.	CONF.	ADJ CONF.
Average RPI Loss:	161	RECORD	PCT. RANK	GAMES	SCHEDULE	OF SCHEDULE	RPI	RPI	RPI	RPI
DIV. I ONLY	18- 4	25	8- 2	326	197	95	95	18	18	
DIV. I NON-CONF.	10- 2	32	2- 0	338	248	134	134	20	20	

TOTALS	RPI 1-25	RPI 26-50	W-L RECORDS	RPI 51-100	RPI 101-999	RPI 201+				
18- 4	0- 1	1- 0	OVERALL	0- 0	17- 3	13- 1				
10- 0	0- 0	1- 0	HOME	0- 0	9- 0	6- 0				
8- 4	0- 1	0- 0	AWAY	0- 0	8- 3	7- 1				
0- 0	0- 0	0- 0	NEUTRAL	0- 0	0- 0	0- 0				
10- 2	0- 1	0- 0	NON-CONFERENCE	0- 0	10- 1	9- 0				
5- 0	0- 0	0- 0	HOME	0- 0	5- 0	4- 0				
5- 2	0- 1	0- 0	AWAY	0- 0	5- 1	5- 0				
0- 0	0- 0	0- 0	NEUTRAL	0- 0	0- 0	0- 0				
8- 2	0- 0	1- 0	CONFERENCE	0- 0	7- 2	4- 1				
5- 0	0- 0	1- 0	HOME	0- 0	4- 0	2- 0				
3- 2	0- 0	0- 0	AWAY	0- 0	3- 2	2- 1				
0- 0	0- 0	0- 0	NEUTRAL	0- 0	0- 0	0- 0				

RPI 1-25				RPI 26-50				RPI 51-100				Team's RPI : 95				RPI 101+			
RPI	S	Opponent	Score	RPI	S	Opponent	Score	RPI	S	Opponent	Score	RPI	S	Opponent	Score	RPI	S	Opponent	Score
17	A	Texas A&M	76 82	48	H	Western Ky.	73 58									114	H	Little Rock	58 51
																136	H	UTEP	56 42
																157	A	Louisiana Tech	55 75
																165	A	Kansas	65 73
																186	A	Charlotte	62 55
																193	H	Southern Miss.	62 56
																209	H	Columbia	67 44
																213	A	Fla. Atlantic	67 53
																221	A	North Texas	50 49
																257	A	A&M-Corpus Christi	67 56
																263	A	Prairie View	88 68
																264	A	Grand Canyon	69 59
																286	H	Old Dominion	53 45
																296	H	UTSA	83 52
																303	A	FIU	58 68
																315	H	Incarnate Word	60 43
																318	A	Northern Ariz.	88 83
																322	H	Houston Baptist	67 45
																331	A	Sam Houston St.	79 50
																337	H	La.-Monroe	63 47
LAST 12 Division I GAMES:																			
48	H	Western Ky.	73 58	303	A	FIU	58 68	213	A	Fla. Atlantic	67 53								
157	A	Louisiana Tech	55 75	296	H	UTSA	83 52	221	A	North Texas	50 49								
193	H	Southern Miss.	62 56	209	H	Columbia	67 44	263	A	Prairie View	88 68								
286	H	Old Dominion	53 45																
136	H	UTEP	56 42																
186	A	Charlotte	62 55																

Non-Div I Games:

Rice

Average RPI Win:	267	WON-LOST	WINNING	LAST 10	STRENGTH OF	OPP. STRENGTH	TEAM	ADJ.	CONF.	ADJ CONF.
Average RPI Loss:	110	RECORD	PCT. RANK	GAMES	SCHEDULE	OF SCHEDULE	RPI	RPI	RPI	RPI
DIV. I ONLY	10- 15	227	4- 6	143	200	200	200	12	12	
DIV. I NON-CONF.	5- 8	220	0- 0	151	264	203	203	10	10	

TOTALS	RPI 1-25	RPI 26-50	W-L RECORDS	RPI 51-100	RPI 101-999	RPI 201+				
10- 15	0- 0	0- 1	OVERALL	0- 5	10- 9	10- 0				
1- 9	0- 0	0- 1	HOME	0- 4	1- 4	1- 0				
8- 3	0- 0	0- 0	AWAY	0- 0	8- 0	8- 0				
1- 3	0- 0	0- 0	NEUTRAL	0- 1	1- 2	1- 0				
5- 8	0- 0	0- 0	NON-CONFERENCE	0- 3	5- 5	5- 0				
0- 4	0- 0	0- 0	HOME	0- 2	0- 2	0- 0				
4- 1	0- 0	0- 0	AWAY	0- 0	4- 1	4- 0				
1- 3	0- 0	0- 0	NEUTRAL	0- 1	1- 2	1- 0				
5- 7	0- 0	0- 1	CONFERENCE	0- 2	5- 4	5- 0				
1- 5	0- 0	0- 1	HOME	0- 2	1- 2	1- 0				
4- 2	0- 0	0- 0	AWAY	0- 0	4- 2	4- 0				
0- 0	0- 0	0- 0	NEUTRAL	0- 0	0- 0	0- 0				

RPI 1-25				RPI 26-50				RPI 51-100				RPI 101+ Team's RPI : 200			
RPI	S	Opponent	Score	RPI	S	Opponent	Score	RPI	S	Opponent	Score	RPI	S	Opponent	Score
39	H	Dayton	59 66	55	H	Quinnipiac	65 81	104	H	Saint Louis	61 79				
				67	H	Duquesne	70 78	106	H	Wake Forest	81 85				
				71	H	Fordham	38 43	110	A	George Mason	56 77				
				82	H	Navy	56 76	123	N	Bethune-Cookman	50 63				
				100	N	Wright St.	69 85	134	H	William & Mary	64 78				
								158	H	Davidson	65 68				
								162	N	Florida	80 87				
								163	A	Saint Joseph's	72 81				
								178	A	Stetson	67 72				
								207	A	East Carolina	65 64				
								209	A	Columbia	85 79				
								231	A	La Salle	60 57				
								231	H	La Salle	77 51				
								258	A	Fairfield	72 67				
								285	A	Massachusetts	51 39				
								286	A	Old Dominion	54 45				
								288	A	VCU	77 68				
								332	A	Rhode Island	74 53				
								342	N	Savannah St.	100 63				
LAST 12 Division I GAMES:															
231	A	La Salle	60 57	110	A	George Mason	56 77								
67	H	Duquesne	70 78	158	H	Davidson	65 68								
285	A	Massachusetts	51 39	163	A	Saint Joseph's	72 81								
288	A	VCU	77 68	231	H	La Salle	77 51								
39	H	Dayton	59 66	104	H	Saint Louis	61 79								
71	H	Fordham	38 43	332	A	Rhode Island	74 53								

Non-Div I Games:

Richmond

Average RPI Win:	298	WON-LOST	WINNING	LAST 10	STRENGTH OF	OPP. STRENGTH	TEAM	ADJ.	CONF.	ADJ CONF.
Average RPI Loss:	183	RECORD	PCT. RANK	GAMES	SCHEDULE	OF SCHEDULE	RPI	RPI	RPI	RPI
DIV. I ONLY	11- 14	206	6- 4	330	318	273	273	28	28	
DIV. I NON-CONF.	3- 8	268	0- 0	261	312	279	279	26	26	

TOTALS	RPI 1-25	RPI 26-50	W-L RECORDS	RPI 51-100	RPI 101-999	RPI 201+				
11- 14	0- 0	0- 0	OVERALL	0- 2	11- 12	11- 7				
6- 6	0- 0	0- 0	HOME	0- 0	6- 6	6- 3				
5- 7	0- 0	0- 0	AWAY	0- 2	5- 5	5- 3				
0- 1	0- 0	0- 0	NEUTRAL	0- 0	0- 1	0- 1				
3- 8	0- 0	0- 0	NON-CONFERENCE	0- 1	3- 7	3- 4				
1- 3	0- 0	0- 0	HOME	0- 0	1- 3	1- 1				
2- 4	0- 0	0- 0	AWAY	0- 1	2- 3	2- 2				
0- 1	0- 0	0- 0	NEUTRAL	0- 0	0- 1	0- 1				
8- 6	0- 0	0- 0	CONFERENCE	0- 1	8- 5	8- 3				
5- 3	0- 0	0- 0	HOME	0- 0	5- 3	5- 2				
3- 3	0- 0	0- 0	AWAY	0- 1	3- 2	3- 1				
0- 0	0- 0	0- 0	NEUTRAL	0- 0	0- 0	0- 0				

RPI 1-25				RPI 26-50				RPI 51-100				RPI 101+				Team's RPI: 273
RPI	S	Opponent	Score	RPI	S	Opponent	Score	RPI	S	Opponent	Score	RPI	S	Opponent	Score	
								55	A	Qui nni pi ac	66 73	101	A	Seton Hal l	49 85	
								82	A	Navy	44 63	126	H	Bucknel l	71 76	
												151	H	Bi nghamton	54 76	
												168	A	Marist	67 68	
												168	H	Marist	69 80	
												206	H	Si ena	67 71	
												207	N	East Caroli na	63 66	
												231	A	La Salle	76 55	
												237	A	Lafayette	45 60	
												243	H	Holy Cross	56 83	
												245	H	Ni agara	65 58	
												253	H	Manhattan	67 51	
												258	A	Fairfi eld	61 45	
												258	H	Fairfi eld	57 68	
												269	A	Mt. St. Mary's	78 82	
												289	H	Canisi us	70 54	
												290	H	Vermont	64 49	
												293	A	Monmouth	56 63	
												338	A	Iona	62 49	
												338	H	Iona	80 53	
												343	A	NJIT	79 64	
												345	A	Saint Peter's	57 52	
												345	H	Saint Peter's	62 52	
LAST 12 Division I GAMES:																
				338	H	Iona	80 53					168	A	Marist	67 68	
				345	H	Saint Peter's	62 52					245	H	Ni agara	65 58	
				293	A	Monmouth	56 63					55	A	Qui nni pi ac	66 73	
				253	H	Manhattan	67 51					258	A	Fairfi eld	61 45	
				258	H	Fairfi eld	57 68					289	H	Canisi us	70 54	
				338	A	Iona	62 49					345	A	Saint Peter's	57 52	

Non-Div I Games:

Rider

Average RPI		Win: 258	WON-LOST RECORD	WINNING PCT. RANK	LAST 10 GAMES	STRENGTH OF SCHEDULE	OPP. STRENGTH OF SCHEDULE	TEAM RPI	ADJ. RPI	CONF. RPI	ADJ. CONF. RPI
Loss: 156											
DIV. I ONLY			16- 6	55	8- 2	312	277	142	142	29	29
DIV. I NON-CONF.			6- 4	122	0- 0	306	152	211	211	29	29
TOTALS		RPI 1-25		RPI 26-50		W-L RECORDS		RPI 51-100		RPI 101-999	RPI 201+
16- 6	0- 0		0- 0		OVERALL	0- 1		16- 5		13- 2	
8- 2	0- 0		0- 0		HOME	0- 0		8- 2		6- 1	
8- 3	0- 0		0- 0		AWAY	0- 1		8- 2		7- 1	
0- 1	0- 0		0- 0		NEUTRAL	0- 0		0- 1		0- 0	
6- 4	0- 0		0- 0		NON-CONFERENCE	0- 1		6- 3		4- 1	
3- 2	0- 0		0- 0		HOME	0- 0		3- 2		2- 1	
3- 1	0- 0		0- 0		AWAY	0- 1		3- 0		2- 0	
0- 1	0- 0		0- 0		NEUTRAL	0- 0		0- 1		0- 0	
10- 2	0- 0		0- 0		CONFERENCE	0- 0		10- 2		9- 1	
5- 0	0- 0		0- 0		HOME	0- 0		5- 0		4- 0	
5- 2	0- 0		0- 0		AWAY	0- 0		5- 2		5- 1	
0- 0	0- 0		0- 0		NEUTRAL	0- 0		0- 0		0- 0	

RPI 1-25				RPI 26-50				RPI 51-100				RPI 101+ Team's RPI: 142			
RPI	S	Opponent	Score	RPI	S	Opponent	Score	RPI	S	Opponent	Score	RPI	S	Opponent	Score
								54	A	Michigan St.	58 68	112	A	Saint Francis (PA)	47 68
												112	H	Saint Francis (PA)	63 62
												149	H	Kent St.	31 46
												152	N	San Francisco	45 57
												154	A	Cal Poly	66 50
												194	H	Youngstown St.	84 52
												205	H	Bowling Green	62 64
												237	H	Lafayette	63 42
												244	A	Northern Ky.	59 50
												266	A	St. Francis Brooklyn	47 49
												266	H	St. Francis Brooklyn	59 36
												269	A	Mt. St. Mary's	77 68
												274	A	Fairleigh Dickinson	77 68
												279	A	LIU Brooklyn	55 44
												279	H	LIU Brooklyn	60 53
												287	A	Sacred Heart	91 57
												291	H	Central Conn. St.	66 47
												292	H	Bryant	72 49
												293	H	Monmouth	56 38
												326	A	Wagner	58 52
												330	A	Delaware St.	65 42
LAST 12 Division I GAMES:															
				266	A	St. Francis Brooklyn	47 49	326	A	Wagner	58 52				
				279	A	LIU Brooklyn	55 44	112	H	Saint Francis (PA)	63 62				
				112	A	Saint Francis (PA)	47 68	266	H	St. Francis Brooklyn	59 36				
				291	H	Central Conn. St.	66 47	279	H	LIU Brooklyn	60 53				
				292	H	Bryant	72 49	287	A	Sacred Heart	91 57				
				269	A	Mt. St. Mary's	77 68	274	A	Fairleigh Dickinson	77 68				

Non-Div I Games:	Clarion	67	60
------------------	---------	----	----

Robert Morris

Loss, Non-Conf, S Site, H Home A Away N Neutral

Average RPI Win: 104

Average RPI Loss: 45

WON-LOST
RECORDWINNING
PCT. RANKLAST 10
GAMESSTRENGTH OF
SCHEDULEOPP. STRENGTH
OF SCHEDULETEAM
RPIADJ.
RPICONF.
RPIADJ CONF.
RPIDIV. I ONLY
DIV. I NON-CONF.18- 9
12- 278
213- 7
0- 09
2326
2926
1126
113
43
4

TOTALS

RPI 1-25

RPI 26-50

W-L RECORDS

RPI 51-100

RPI 101-999

RPI 201+

18- 9 1- 4
13- 2 1- 1
4- 5 0- 2
1- 2 0- 14- 0
4- 0
0- 0
0- 0OVERALL
HOME
AWAY
NEUTRAL5- 5
3- 1
2- 3
0- 18- 0
5- 0
2- 0
1- 03- 0
3- 0
0- 0
0- 012- 2 1- 1
8- 0 1- 0
3- 0 0- 0
1- 2 0- 12- 0
2- 0
0- 0
0- 0NON-CONFERENCE
HOME
AWAY
NEUTRAL2- 1
1- 0
1- 0
0- 17- 0
4- 0
2- 0
1- 02- 0
2- 0
0- 0
0- 06- 7 0- 3
5- 2 0- 1
1- 5 0- 2
0- 0 0- 02- 0
2- 0
0- 0
0- 0CONFERENCE
HOME
AWAY
NEUTRAL3- 4
2- 1
1- 3
0- 01- 0
1- 0
0- 0
0- 01- 0
1- 0
0- 0
0- 0

RPI 1-25

RPI	S	Opponent	Score
8	A	Ohio St.	68 90
13	A	Maryland	60 88
13	H	Maryland	54 72
18	N	South Carolina	68 78
19	H	NC State	57 53

RPI 26-50

Team's RPI: 26

RPI	S	Opponent	Score
28	H	Virginia	52 43
33	H	Princeton	70 50
42	H	Michigan	63 56
43	H	Minnesota	80 70

RPI 51-100

RPI	S	Opponent	Score
53	A	Purdue	33 47
53	H	Purdue	58 50
54	A	Michigan St.	61 58
62	H	Houston	75 57
65	A	Indiana	58 64
66	H	Nebraska	42 52
76	A	James Madison	76 63
83	A	Penn St.	67 70
83	H	Penn St.	70 65
87	N	Washington St.	60 63

RPI 101+

RPI	S	Opponent	Score
101	H	Seton Hall	70 45
106	H	Wake Forest	65 51
108	N	Western Mich.	75 64
181	A	Temple	84 67
186	A	Charlotte	77 54
206	H	Siena	59 47
211	H	Illinois	76 37
274	H	Fairleigh Dickinson	101 35

LAST 12 Division I GAMES:

13	H	Maryland	54 72	83	A	Penn St.	67 70
8	A	Ohio St.	68 90	43	H	Minnesota	80 70
42	H	Michigan	63 56	53	A	Purdue	33 47
13	A	Maryland	60 88	83	H	Penn St.	70 65
65	A	Indiana	58 64	211	H	Illinois	76 37
66	H	Nebraska	42 52	54	A	Michigan St.	61 58

R
u
t
g
e
r
sR
u
t
g
e
r
s

Non-Div I Games:

Rutgers

S
F
AS
F
A

SFA

Page 241

S
I
U
E

SIUE			Through Games Of Feb. 13, 2018								
Average RPI	Win:	258	WON-LOST RECORD	WINNING PCT. RANK	LAST 10 GAMES	STRENGTH OF SCHEDULE	OPP. STRENGTH OF SCHEDULE	TEAM RPI	ADJ. RPI	CONF. RPI	ADJ CONF. RPI
Average RPI	Loss:	107									
DIV. I ONLY	15- 10	117	8- 2			172	242	140	140	25	25
DIV. I NON-CONF.	3- 8	268	0- 0			84	86	217	217	27	27

TOTALS	RPI 1-25		RPI 26-50		W-L RECORDS	RPI 51-100		RPI 101-999		RPI 201+	
15- 10	0- 1		0- 2		OVERALL	0- 3		15- 4		12- 2	
9- 4	0- 0		0- 1		HOME	0- 1		9- 2		7- 0	
6- 5	0- 1		0- 1		AWAY	0- 2		6- 1		5- 1	
0- 1	0- 0		0- 0		NEUTRAL	0- 0		0- 1		0- 1	
3- 8	0- 1		0- 2		NON-CONFERENCE	0- 1		3- 4		1- 2	
2- 3	0- 0		0- 1		HOME	0- 0		2- 2		1- 0	
1- 4	0- 1		0- 1		AWAY	0- 1		1- 1		0- 1	
0- 1	0- 0		0- 0		NEUTRAL	0- 0		0- 1		0- 1	
12- 2	0- 0		0- 0		CONFERENCE	0- 2		12- 0		11- 0	
7- 1	0- 0		0- 0		HOME	0- 1		7- 0		6- 0	
5- 1	0- 0		0- 0		AWAY	0- 1		5- 0		5- 0	
0- 0	0- 0		0- 0		NEUTRAL	0- 0		0- 0		0- 0	

S
I
U
E

RPI 1-25				RPI 26-50				RPI 51-100				RPI 101+ Team's RPI: 140			
RPI	S	Opponent	Score	RPI	S	Opponent	Score	RPI	S	Opponent	Score	RPI	S	Opponent	Score
15	A	Missouri	48 78	29	H	Central Mich.	56 94	66	A	Nebraska	53 62	104	H	Saint Louis	79 72
				45	A	FGCU	49 66	73	A	Belmont	64 86	124	H	Northern Ill.	75 86
								73	H	Belmont	55 72	164	A	Southern Ill.	57 53
												178	H	Stetson	61 65
												196	H	UT Martin	73 70
												210	H	Jacksonville St.	65 41
												212	N	Akron	58 59
												215	A	Morehead St.	66 51
												226	H	Southeast Mo. St.	65 57
												238	A	Austin Peay	61 38
												255	A	Illinois St.	47 62
												295	A	Murray St.	75 70
												295	H	Murray St.	77 68
												299	H	Tennessee Tech	65 58
												304	A	Eastern Ky.	62 60
												311	H	Air Force	76 40
												333	A	Tennessee St.	88 76
												333	H	Tennessee St.	74 63
												346	H	Eastern Ill.	62 52
LAST 12 Division I GAMES:															
295	H	Murray St.	77 68	196	H	UT Martin	73 70								
346	H	Eastern Ill.	62 52	226	H	Southeast Mo. St.	65 57								
210	H	Jacksonville St.	65 41	333	H	Tennessee St.	74 63								
299	H	Tennessee Tech	65 58	73	H	Belmont	55 72								
73	A	Belmont	64 86	215	A	Morehead St.	66 51								
333	A	Tennessee St.	88 76	304	A	Eastern Ky.	62 60								

Non-Div I Games:

SIUE

SMUSMU

SMU

Average RPI Win:	215	WON-LOST	WINNING	LAST 10	STRENGTH OF	OPP. STRENGTH	TEAM	ADJ.	CONF.	ADJ CONF.
Average RPI Loss:	140	RECORD	PCT. RANK	GAMES	SCHEDULE	OF SCHEDULE	RPI	RPI	RPI	RPI
DIV. I ONLY	4- 18	312	2- 8	102	196	270	270	19	19	
DIV. I NON-CONF.	1- 9	318	0- 0	70	60	247	247	13	13	

TOTALS	RPI 1-25	RPI 26-50	W-L RECORDS	RPI 51-100	RPI 101-999	RPI 201+				
4- 18	0- 0	0- 2	OVERALL	0- 3	4- 13	3- 3				
3- 4	0- 0	0- 0	HOME	0- 0	3- 4	2- 0				
0- 12	0- 0	0- 1	AWAY	0- 3	0- 8	0- 3				
1- 2	0- 0	0- 1	NEUTRAL	0- 0	1- 1	1- 0				
1- 9	0- 0	0- 2	NON-CONFERENCE	0- 3	1- 4	1- 1				
0- 0	0- 0	0- 0	HOME	0- 0	0- 0	0- 0				
0- 7	0- 0	0- 1	AWAY	0- 3	0- 3	0- 1				
1- 2	0- 0	0- 1	NEUTRAL	0- 0	1- 1	1- 0				
3- 9	0- 0	0- 0	CONFERENCE	0- 0	3- 9	2- 2				
3- 4	0- 0	0- 0	HOME	0- 0	3- 4	2- 0				
0- 5	0- 0	0- 0	AWAY	0- 0	0- 5	0- 2				
0- 0	0- 0	0- 0	NEUTRAL	0- 0	0- 0	0- 0				

RPI 1-25				RPI 26-50				RPI 51-100				RPI 101+ Team's RPI: 270			
RPI	S	Opponent	Score	RPI	S	Opponent	Score	RPI	S	Opponent	Score	RPI	S	Opponent	Score
				34	A	Arizona St.	58 106	51	A	West Virginia	47 101	124	N	Northern Ill.	75 84
				47	N	Miami (FL)	56 82	57	A	UC Davis	72 79	139	A	Portland St.	73 74
								97	A	Kentucky	70 101	139	H	Portland St.	72 81
												144	H	Idaho St.	71 85
												148	H	Weber St.	56 78
												150	A	Idaho	66 101
												150	H	Idaho	79 64
												152	A	San Francisco	76 90
												179	A	Eastern Wash.	76 83
												179	H	Eastern Wash.	72 83
												189	A	Nevada	68 95
												215	A	Morehead St.	71 75
												234	A	Montana St.	50 85
												234	H	Montana St.	88 77
												235	N	UC Riverside	99 72
												240	A	Montana	59 68
												240	H	Montana	79 64

LAST 12 Division I GAMES:															
				240	H	Montana	79 64	148	H	Weber St.	56 78				
				234	H	Montana St.	88 77	234	A	Montana St.	50 85				
				150	A	Idaho	66 101	240	A	Montana	59 68				
				179	A	Eastern Wash.	76 83	179	H	Eastern Wash.	72 83				
				139	H	Portland St.	72 81	150	H	Idaho	79 64				
				144	H	Idaho St.	71 85	139	A	Portland St.	73 74				

Non-Div I Games: Antelope Valley 95 62

Sacramento St.

Average RPI Win: 269	WON-LOST RECORD	WINNING PCT. RANK	LAST 10 GAMES	STRENGTH OF SCHEDULE	OPP. STRENGTH OF SCHEDULE	TEAM RPI	ADJ. RPI	CONF. RPI	ADJ CONF. RPI
Average RPI Loss: 206									
DIV. I ONLY	9- 15	246	4- 6	319	294	287	287	29	29
DIV. I NON-CONF.	4- 7	226	0- 0	203	270	242	242	29	29

TOTALS	RPI 1-25	RPI 26-50	W-L RECORDS	RPI 51-100	RPI 101-999	RPI 201+			
9- 15	0- 1	0- 0	OVERALL	0- 1	9- 13	7- 9			
5- 6	0- 0	0- 0	HOME	0- 0	5- 6	3- 3			
4- 9	0- 1	0- 0	AWAY	0- 1	4- 7	4- 6			
0- 0	0- 0	0- 0	NEUTRAL	0- 0	0- 0	0- 0			
4- 7	0- 1	0- 0	NON-CONFERENCE	0- 1	4- 5	2- 3			
3- 2	0- 0	0- 0	HOME	0- 0	3- 2	1- 1			
1- 5	0- 1	0- 0	AWAY	0- 1	1- 3	1- 2			
0- 0	0- 0	0- 0	NEUTRAL	0- 0	0- 0	0- 0			
5- 8	0- 0	0- 0	CONFERENCE	0- 0	5- 8	5- 6			
2- 4	0- 0	0- 0	HOME	0- 0	2- 4	2- 2			
3- 4	0- 0	0- 0	AWAY	0- 0	3- 4	3- 4			
0- 0	0- 0	0- 0	NEUTRAL	0- 0	0- 0	0- 0			

RPI 1-25				RPI 26-50				RPI 51-100				RPI 101+ Team's RPI: 287			
RPI	S	Opponent	Score	RPI	S	Opponent	Score	RPI	S	Opponent	Score	RPI	S	Opponent	Score
5	A	Florida St.	52 101					78	A	Harvard	62 70	112	H	Saint Francis (PA)	48 89
												127	A	Brown	77 102
												142	H	Robert Morris	57 91
												160	H	Lehigh	65 55
												182	H	New Hampshire	47 74
												192	H	Providence	78 75
												206	A	Siena	57 62
												242	H	Hofstra	81 86
												253	H	Manhattan	65 61
												266	A	St. Francis Brooklyn	48 63
												269	A	Mt. St. Mary's	82 52
												269	H	Mt. St. Mary's	56 44
												274	A	Fairleigh Dickinson	59 69
												279	A	LIU Brooklyn	50 46
												291	A	Central Conn. St.	59 69
												291	H	Central Conn. St.	71 73
												292	A	Bryant	56 60
												292	H	Bryant	73 81
												293	A	Monmouth	64 69
												326	A	Wagner	72 55
												326	H	Wagner	61 49
												344	A	Florida A&M	73 68

LAST 12 Division I GAMES:															
269	H	Mt. St. Mary's	56 44	274	A	Fairleigh Dickinson	59 69								
326	H	Wagner	61 49	292	H	Bryant	73 81								
292	A	Bryant	56 60	291	A	Central Conn. St.	59 69								
291	H	Central Conn. St.	71 73	326	A	Wagner	72 55								
266	A	St. Francis Brooklyn	48 63	269	A	Mt. St. Mary's	82 52								
279	A	LIU Brooklyn	50 46	142	H	Robert Morris	57 91								

Non-Div I Games:

Sacred Heart

Average RPI Win:	260	WON-LOST	WINNING	LAST 10	STRENGTH OF	OPP. STRENGTH	TEAM	ADJ.	CONF.	ADJ CONF.
Average RPI Loss:	133	RECORD	PCT. RANK	GAMES	SCHEDULE	OF SCHEDULE	RPI	RPI	RPI	RPI
DIV. I ONLY	15- 8	89	9- 1	219	282	112	112	29	29	
DIV. I NON-CONF.	4- 7	226	0- 0	174	143	190	190	29	29	

TOTALS	RPI 1-25	RPI 26-50	W-L RECORDS	RPI 51-100	RPI 101-999	RPI 201+				
15- 8	0- 0	0- 1	OVERALL	0- 2	15- 5	12- 2				
7- 1	0- 0	0- 0	HOME	0- 0	7- 1	5- 0				
7- 6	0- 0	0- 1	AWAY	0- 2	7- 2	6- 0				
1- 1	0- 0	0- 0	NEUTRAL	0- 0	1- 1	1- 1				
4- 7	0- 0	0- 1	NON-CONFERENCE	0- 2	4- 4	2- 2				
1- 1	0- 0	0- 0	HOME	0- 0	1- 1	0- 0				
2- 5	0- 0	0- 1	AWAY	0- 2	2- 2	1- 1				
1- 1	0- 0	0- 0	NEUTRAL	0- 0	1- 1	1- 1				
11- 1	0- 0	0- 0	CONFERENCE	0- 0	11- 1	10- 0				
6- 0	0- 0	0- 0	HOME	0- 0	6- 0	5- 0				
5- 1	0- 0	0- 0	AWAY	0- 0	5- 1	5- 0				
0- 0	0- 0	0- 0	NEUTRAL	0- 0	0- 0	0- 0				

RPI 1-25				RPI 26-50				RPI 51-100				RPI 101+ Team's RPI: 112			
RPI	S	Opponent	Score	RPI	S	Opponent	Score	RPI	S	Opponent	Score	RPI	S	Opponent	Score
				49	A	Gonzaga	74 97	64	A	Toledo	66 74	134	H	William & Mary	86 92
								67	A	Duquesne	68 87	135	A	Cincinnati	77 73
												142	A	Robert Morris	62 63
												142	H	Robert Morris	68 47
												174	A	Boise St.	59 87
												194	H	Youngstown St.	79 65
												209	A	Columbia	81 94
												226	N	Southeast Mo. St.	50 82
												266	A	St. Francis Brooklyn	94 71
												266	H	St. Francis Brooklyn	90 75
												269	H	Mt. St. Mary's	92 88
												274	A	Fairleigh Dickinson	80 56
												279	A	LIU Brooklyn	85 54
												279	H	LIU Brooklyn	101 71
												286	N	Old Dominion	79 68
												287	A	Sacred Heart	89 48
												291	H	Central Conn. St.	87 59
												292	H	Bryant	87 69
												308	A	Portland	106 101
												326	A	Wagner	79 76
LAST 12 Division I GAMES:															
279	A	LIU Brooklyn	85 54	269	H	Mt. St. Mary's	92 88	142	A	Robert Morris	62 63				
266	A	St. Francis Brooklyn	94 71	279	H	LIU Brooklyn	101 71	266	H	St. Francis Brooklyn	90 75				
142	H	Robert Morris	68 47	274	A	Fairleigh Dickinson	80 56	287	A	Sacred Heart	89 48				
292	H	Bryant	87 69												
291	H	Central Conn. St.	87 59												
326	A	Wagner	79 76												

Non-Div I Games: Seton Hill 103 71

Saint Francis (PA)

■ Loss,
 ■ Non-Conf,
 ■ S Site,
 ■ Home
 ■ Away
 N Neutral

Average RPI Win:	233	WON-LOST	WINNING	LAST 10	STRENGTH OF	OPP. STRENGTH	TEAM	ADJ.	CONF.	ADJ CONF.
Average RPI Loss:	117	RECORD	PCT. RANK	GAMES	SCHEDULE	OF SCHEDULE	RPI	RPI	RPI	RPI
DIV. I ONLY	12- 12	176	5- 5	164	169	163	163	12	12	
DIV. I NON-CONF.	5- 7	212	0- 0	154	160	168	168	10	10	

TOTALS	RPI 1-25	RPI 26-50	W-L RECORDS	RPI 51-100	RPI 101-999	RPI 201+				
12- 12	0- 1	0- 2	OVERALL	2- 3	10- 6	8- 2				
5- 5	0- 0	0- 1	HOME	0- 3	5- 1	4- 0				
7- 6	0- 1	0- 0	AWAY	2- 0	5- 5	4- 2				
0- 1	0- 0	0- 1	NEUTRAL	0- 0	0- 0	0- 0				
5- 7	0- 1	0- 1	NON-CONFERENCE	1- 2	4- 3	3- 1				
2- 2	0- 0	0- 0	HOME	0- 2	2- 0	2- 0				
3- 4	0- 1	0- 0	AWAY	1- 0	2- 3	1- 1				
0- 1	0- 0	0- 1	NEUTRAL	0- 0	0- 0	0- 0				
7- 5	0- 0	0- 1	CONFERENCE	1- 1	6- 3	5- 1				
3- 3	0- 0	0- 1	HOME	0- 1	3- 1	2- 0				
4- 2	0- 0	0- 0	AWAY	1- 0	3- 2	3- 1				
0- 0	0- 0	0- 0	NEUTRAL	0- 0	0- 0	0- 0				

RPI 1-25				RPI 26-50				RPI 51-100				RPI 101+ Team's RPI: 163			
RPI	S	Opponent	Score	RPI	S	Opponent	Score	RPI	S	Opponent	Score	RPI	S	Opponent	Score
23	A	Villanova	44 79	33	N	Princeton	54 63	61	H	Drexel	58 65	104	A	Saint Louis	73 96
				39	H	Dayton	59 65	67	A	Duquesne	69 50	110	H	George Mason	57 65
								67	H	Duquesne	42 61	126	A	Bucknell	77 53
								72	H	Penn	50 57	162	A	Florida	51 71
								76	A	James Madison	73 66	181	A	Temple	66 69
												200	H	Richmond	81 72
												231	A	La Salle	75 64
												245	A	Niagara	93 69
												256	A	St. Bonaventure	70 64
												260	A	Towson	66 90
												285	A	Massachusetts	84 79
												288	A	VCU	54 56
												288	H	VCU	79 41
												332	H	Rhode Island	64 46
												345	H	Saint Peter's	87 58
												346	H	Eastern Ill.	80 62

LAST 12 Division I GAMES:															
67	A	Duquesne	69 50	104	A	Saint Louis	73 96								
332	H	Rhode Island	64 46	285	A	Massachusetts	84 79								
110	H	George Mason	57 65	200	H	Richmond	81 72								
288	A	VCU	54 56	39	H	Dayton	59 65								
231	A	La Salle	75 64	256	A	St. Bonaventure	70 64								
67	H	Duquesne	42 61	288	H	VCU	79 41								

Non-Div I Games:

Saint Joseph's

Average RPI Win:	188	WON-LOST	WINNING	LAST 10	STRENGTH OF	OPP. STRENGTH	TEAM	ADJ.	CONF.	ADJ CONF.
Average RPI Loss:	93	RECORD	PCT. RANK	GAMES	SCHEDULE	OF SCHEDULE	RPI	RPI	RPI	RPI
DIV. I ONLY	14- 11	143	6- 4	119	93	104	104	12	12	
DIV. I NON-CONF.	6- 7	184	0- 0	115	31	140	140	10	10	

TOTALS	RPI 1-25	RPI 26-50	W-L RECORDS	RPI 51-100	RPI 101-999	RPI 201+				
14- 11	0- 3	0- 1	OVERALL	2- 2	12- 5	5- 1				
8- 2	0- 0	0- 0	HOME	1- 0	7- 2	3- 0				
4- 8	0- 1	0- 1	AWAY	1- 1	3- 1	2- 0				
2- 1	0- 1	0- 0	NEUTRAL	0- 0	2- 0	0- 0				
6- 7	0- 3	0- 0	NON-CONFERENCE	0- 1	6- 3	2- 0				
3- 2	0- 0	0- 0	HOME	0- 0	3- 2	1- 0				
1- 4	0- 2	0- 0	AWAY	0- 1	1- 1	1- 0				
2- 1	0- 1	0- 0	NEUTRAL	0- 0	2- 0	0- 0				
8- 4	0- 0	0- 1	CONFERENCE	2- 1	6- 2	3- 1				
5- 0	0- 0	0- 0	HOME	1- 0	4- 0	2- 0				
3- 4	0- 0	0- 1	AWAY	1- 1	2- 2	1- 1				
0- 0	0- 0	0- 0	NEUTRAL	0- 0	0- 0	0- 0				

RPI 1-25				RPI 26-50				RPI 51-100				RPI 101+				Team's RPI: 104
RPI	S	Opponent	Score	RPI	S	Opponent	Score	RPI	S	Opponent	Score	RPI	S	Opponent	Score	
15	A	Missouri	58 70	39	A	Dayton	76 101	71	A	Fordham	63 66	110	A	George Mason	72 81	
24	A	DePaul	78 86					71	H	Fordham	91 85	114	H	Little Rock	48 45	
25	N	LSU	59 71					87	A	Washington St.	63 85	129	N	Cleveland St.	80 64	
								91	A	George Washington	72 69	130	H	Vanderbilt	69 74	
												131	N	Ole Miss	79 64	
												140	A	SIUE	72 79	
												147	H	Loyola Marymount	60 62	
												158	H	Davidson	88 72	
												163	H	Saint Joseph's	96 73	
												170	H	Tulsa	77 66	
												200	A	Richmond	79 61	
												231	A	La Salle	76 87	
												256	H	St. Bonaventure	78 55	
												262	H	Lipscomb	101 57	
												265	A	Indiana St.	60 59	
												285	H	Massachusetts	64 63	
												332	A	Rhode Island	70 66	

LAST 12 Division I GAMES:																
332	A	Rhode Island	70 66	163	H	Saint Joseph's	96 73									
231	A	La Salle	76 87	285	H	Massachusetts	64 63									
158	H	Davidson	88 72	39	A	Dayton	76 101									
71	H	Fordham	91 85	71	A	Fordham	63 66									
91	A	George Washington	72 69	200	A	Richmond	79 61									
110	A	George Mason	72 81	256	H	St. Bonaventure	78 55									

Non-Div I Games:

Saint Louis

Average RPI	Win:	165	WON-LOST	WINNING	LAST 10	STRENGTH OF	OPP. STRENGTH	TEAM	ADJ.	CONF.	ADJ CONF.
Average RPI	Loss:	113	RECORD	PCT. RANK	GAMES	SCHEDULE	OF SCHEDULE	RPI	RPI	RPI	RPI
DIV. I ONLY		16- 9		93	6- 4	80	108	77	77	13	13
DIV. I NON-CONF.		7- 4		102	0- 0	63	41	59	59	11	11

TOTALS	RPI 1-25		RPI 26-50		W-L RECORDS	RPI 51-100		RPI 101-999		RPI 201+	
16- 9	0- 0		1- 2		OVERALL	2- 3		13- 4		5- 1	
9- 3	0- 0		0- 1		HOME	2- 1		7- 1		4- 0	
5- 6	0- 0		1- 1		AWAY	0- 2		4- 3		1- 1	
2- 0	0- 0		0- 0		NEUTRAL	0- 0		2- 0		0- 0	
7- 4	0- 0		0- 1		NON-CONFERENCE	2- 3		5- 0		1- 0	
4- 1	0- 0		0- 0		HOME	2- 1		2- 0		1- 0	
1- 3	0- 0		0- 1		AWAY	0- 2		1- 0		0- 0	
2- 0	0- 0		0- 0		NEUTRAL	0- 0		2- 0		0- 0	
9- 5	0- 0		1- 1		CONFERENCE	0- 0		8- 4		4- 1	
5- 2	0- 0		0- 1		HOME	0- 0		5- 1		3- 0	
4- 3	0- 0		1- 0		AWAY	0- 0		3- 3		1- 1	
0- 0	0- 0		0- 0		NEUTRAL	0- 0		0- 0		0- 0	

RPI 1-25				RPI 26-50				RPI 51-100				Team's RPI: 77				RPI 101+			
RPI	S	Opponent	Score	RPI	S	Opponent	Score	RPI	S	Opponent	Score	RPI	S	Opponent	Score	RPI	S	Opponent	Score
				35	A	Cal i forn i a	80 87	53	A	Purdue	60 70	125	A	BYU	54 63				
				49	A	Gonzaga	72 56	57	H	UC Davi s	50 74	125	H	BYU	57 49				
				49	H	Gonzaga	65 73	65	H	Indi ana	88 82	147	A	Loyol a Marymount	57 69				
								87	H	Washi ngton St.	81 75	147	H	Loyol a Marymount	65 75				
								93	A	Utah	63 74	152	A	San Franci sco	73 59				
												154	H	Cal Poly	82 64				
												171	A	Paci fi c	70 69				
												171	H	Paci fi c	96 88				
												174	A	Boi se St.	74 72				
												179	N	Eastern Wash.	76 56				
												196	N	UT Marti n	69 58				
												203	A	San Di ego	75 53				
												203	H	San Di ego	66 57				
												204	H	UC Santa Barbara	89 59				
												229	H	Pepperdi ne	75 62				
												276	H	Santa Clara	59 46				
												308	A	Portl and	65 68				

LAST 12 Di vi si on I GAMES:																			
				49	A	Gonzaga	72 56	171	H	Paci fi c	96 88								
				147	H	Loyol a Marymount	65 75	49	H	Gonzaga	65 73								
				203	H	San Di ego	66 57	229	H	Pepperdi ne	75 62								
				152	A	San Franci sco	73 59	276	H	Santa Clara	59 46								
				308	A	Portl and	65 68	203	A	San Di ego	75 53								
				125	A	BYU	54 63	171	A	Paci fi c	70 69								

Non-Di v I Games:

Saint Mary's (CA)

Average RPI Win:	247	WON-LOST	WINNING	LAST 10	STRENGTH OF	OPP. STRENGTH	TEAM	ADJ.	CONF.	ADJ CONF.
Average RPI Loss:	239	RECORD	PCT. RANK	GAMES	SCHEDULE	OF SCHEDULE	RPI	RPI	RPI	RPI
DIV. I ONLY	4- 21	324	1- 9	337	335	345	345	28	28	
DIV. I NON-CONF.	3- 8	268	0- 0	307	345	314	314	26	26	

TOTALS	RPI 1-25	RPI 26-50	W-L RECORDS	RPI 51-100	RPI 101-999	RPI 201+				
4- 21	0- 0	0- 0	OVERALL	0- 1	4- 20	3- 16				
2- 8	0- 0	0- 0	HOME	0- 0	2- 8	2- 6				
1- 13	0- 0	0- 0	AWAY	0- 1	1- 11	1- 9				
1- 0	0- 0	0- 0	NEUTRAL	0- 0	1- 0	0- 0				
3- 8	0- 0	0- 0	NON-CONFERENCE	0- 0	3- 8	2- 5				
1- 3	0- 0	0- 0	HOME	0- 0	1- 3	1- 2				
1- 5	0- 0	0- 0	AWAY	0- 0	1- 5	1- 3				
1- 0	0- 0	0- 0	NEUTRAL	0- 0	1- 0	0- 0				
1- 13	0- 0	0- 0	CONFERENCE	0- 1	1- 12	1- 11				
1- 5	0- 0	0- 0	HOME	0- 0	1- 5	1- 4				
0- 8	0- 0	0- 0	AWAY	0- 1	0- 7	0- 7				
0- 0	0- 0	0- 0	NEUTRAL	0- 0	0- 0	0- 0				

RPI 1-25				RPI 26-50				RPI 51-100				RPI 101+				Team's RPI: 345
RPI	S	Opponent	Score	RPI	S	Opponent	Score	RPI	S	Opponent	Score	RPI	S	Opponent	Score	
								55	A	Qui nni pi ac	39 86	101	A	Seton Hall	49 91	
												116	N	Del aware	90 87	
												119	H	Yale	49 70	
												163	A	Saint Joseph's	58 87	
												168	H	Marist	53 86	
												206	H	Siena	59 62	
												237	H	Lafayette	64 61	
												245	A	Niagara	54 64	
												245	H	Niagara	52 87	
												253	A	Manhattan	64 76	
												258	A	Fairfield	41 62	
												266	H	St. Francis Brooklyn	49 64	
												273	A	Rider	52 62	
												273	H	Rider	52 57	
												274	A	Fairleigh Dickinson	59 69	
												279	A	LIU Brooklyn	46 57	
												285	A	Massachusetts	65 81	
												289	A	Canisius	49 52	
												289	H	Canisius	53 66	
												293	A	Monmouth	44 51	
												293	H	Monmouth	67 47	
												338	A	Iona	42 52	
												343	A	NJIT	59 52	
												347	H	UMass Lowell	60 66	
LAST 12 Division I GAMES:																
				273	A	Rider	52 62			245	H	Niagara	52 87			
				289	A	Canisius	49 52			289	H	Canisius	53 66			
				245	A	Niagara	54 64			258	A	Fairfield	41 62			
				206	H	Siena	59 62			55	A	Qui nni pi ac	39 86			
				338	A	Iona	42 52			293	A	Monmouth	44 51			
				293	H	Monmouth	67 47			168	H	Marist	53 86			

Non-Div I Games:

Saint Peter's

Average RPI Win: 302 WON-LOST WINNING LAST 10 STRENGTH OF OPP. STRENGTH TEAM ADJ. CONF. ADJ CONF.
Average RPI Loss: 191 RECORD PCT. RANK GAMES SCHEDULE OF SCHEDULE RPI RPI RPI RPI

DIV. I ONLY	2- 18	336	1- 9	177	343	331	331	26	26
DIV. I NON-CONF.	1- 6	306	0- 0	36	339	268	268	25	25
TOTALS	RPI 1-25	RPI 26-50	W-L RECORDS	RPI 51-100	RPI 101-999	RPI 201+			
2- 18	0- 1	0- 0	OVERALL	0- 2	2- 15	2- 9			
1- 9	0- 0	0- 0	HOME	0- 1	1- 8	1- 6			
1- 9	0- 0	0- 0	AWAY	0- 0	1- 0	1- 0			
0- 0	0- 0	0- 0	NEUTRAL	0- 0	0- 0	0- 0			
1- 6	0- 1	0- 0	NON-CONFERENCE	0- 2	1- 3	1- 1			
1- 3	0- 0	0- 0	HOME	0- 1	1- 2	1- 1			
0- 3	0- 1	0- 0	AWAY	0- 1	0- 1	0- 0			
0- 0	0- 0	0- 0	NEUTRAL	0- 0	0- 0	0- 0			
1- 12	0- 0	0- 0	CONFERENCE	0- 0	1- 12	1- 8			
0- 6	0- 0	0- 0	HOME	0- 0	0- 6	0- 5			
1- 6	0- 0	0- 0	AWAY	0- 0	1- 6	1- 3			
0- 0	0- 0	0- 0	NEUTRAL	0- 0	0- 0	0- 0			

RPI S Opponent Score	RPI S Opponent Score	RPI S Opponent Score	RPI S Opponent Score
25 A LSU 58 71		95 H Rice 50 79	111 A Lamar University 44 91
		98 A Arkansas 54 65	111 H Lamar University 44 68
			128 A Central Ark. 44 69
			132 A SFA 53 75
			153 H Texas St. 41 73
			193 A Southern Miss. 38 58
			216 A Abilene Christian 65 83
			216 H Abilene Christian 72 75
			233 H Texas Southern 58 77
			257 A A&M-Corpus Christi 48 62
			257 H A&M-Corpus Christi 57 67
			259 H McNeese 63 66
			294 A Southeastern La. 57 52
			309 H Jackson St. 74 68
			312 A Northwestern St. 60 63
			315 H Incarnate Word 49 56
			322 H Houston Baptist 61 69
LAST 12 Division I GAMES:			
111 H Lamar University 44 68	111 A Lamar University 44 91		
257 A A&M-Corpus Christi 48 62	312 A Northwestern St. 60 63		
216 H Abilene Christian 72 75	322 H Houston Baptist 61 69		
259 H McNeese 63 66	257 H A&M-Corpus Christi 57 67		
132 A SFA 53 75	315 H Incarnate Word 49 56		
294 A Southeastern La. 57 52	128 A Central Ark. 44 69		

Non-Div I Games: Wiley 80 41 St. Thomas Houston 68 66

Sam Houston St.

Average RPI Win: 219	WON-LOST RECORD	WINNING PCT. RANK	LAST 10 GAMES	STRENGTH OF SCHEDULE	OPP. STRENGTH OF SCHEDULE	TEAM RPI	ADJ. RPI	CONF. RPI	ADJ CONF. RPI
Average RPI Loss: 106									
DIV. I ONLY	11- 13	198	4- 6	73	174	161	161	17	17
DIV. I NON-CONF.	7- 7	170	2- 0	56	138	118	118	16	16

TOTALS	RPI 1-25	RPI 26-50	W-L RECORDS	RPI 51-100	RPI 101-999	RPI 201+			
11- 13	0- 2	1- 0	OVERALL	0- 6	10- 5	5- 1			
10- 2	0- 0	1- 0	HOME	0- 1	9- 1	5- 0			
0- 10	0- 0	0- 0	AWAY	0- 0	0- 0	0- 0			
1- 1	0- 0	0- 0	NEUTRAL	0- 0	1- 1	0- 0			
7- 7	0- 2	1- 0	NON-CONFERENCE	0- 3	6- 2	2- 0			
6- 1	0- 0	1- 0	HOME	0- 0	5- 1	2- 0			
0- 5	0- 2	0- 0	AWAY	0- 3	0- 0	0- 0			
1- 1	0- 0	0- 0	NEUTRAL	0- 0	1- 1	0- 0			
4- 6	0- 0	0- 0	CONFERENCE	0- 3	4- 3	3- 1			
4- 1	0- 0	0- 0	HOME	0- 1	4- 0	3- 0			
0- 5	0- 0	0- 0	AWAY	0- 2	0- 3	0- 1			
0- 0	0- 0	0- 0	NEUTRAL	0- 0	0- 0	0- 0			

RPI 1-25				RPI 26-50				RPI 51-100				RPI 101+ Team's RPI: 161			
RPI	S	Opponent	Score	RPI	S	Opponent	Score	RPI	S	Opponent	Score	RPI	S	Opponent	Score
5	A	Florida St.	62 87	40	H	UCF	58 51	56	A	Mercer	45 48	122	A	ETSU	48 76
21	A	Iowa	59 80					56	H	Mercer	59 73	136	N	UTEP	33 46
								73	A	Belmont	46 83	143	H	Colorado	60 71
								80	A	UAB	53 77	166	H	Troy	80 73
								98	A	Arkansas	63 84	166	N	Troy	82 76
								99	A	Chattanooga	58 68	188	A	Furman	41 45
												188	H	Furman	62 58
												193	H	Southern Miss.	61 56
												197	H	Hampton	66 61
												220	H	UNCG	56 48
												298	A	Wofford	46 58
												298	H	Wofford	81 77
												300	H	Alabama St.	58 39
												310	H	Western Caro.	62 54
												332	H	Rhode Island	67 37

LAST 12 Division I GAMES:															
				56	A	Mercer	45 48	310	H	Western Caro.	62 54				
				188	H	Furman	62 58	56	H	Mercer	59 73				
				298	H	Wofford	81 77	298	A	Wofford	46 58				
				122	A	ETSU	48 76	188	A	Furman	41 45				
				99	A	Chattanooga	58 68	197	H	Hampton	66 61				
				220	H	UNCG	56 48	166	N	Troy	82 76				

Non-Div I Games:

AUM

59 46

Samford

Average RPI Win: 224

Average RPI Loss: 162

WON-LOST
RECORDWINNING
PCT. RANKLAST 10
GAMESSTRENGTH OF
SCHEDULEOPP. STRENGTH
OF SCHEDULETEAM
RPIADJ.
RPICONF.
RPIADJ CONF.
RPI

DIV. I ONLY	13- 11	151	5- 5	282	154	203	203	13	13
DIV. I NON-CONF.	6- 4	122	0- 0	301	226	165	165	11	11
TOTALS	RPI 1-25	RPI 26-50	W-L RECORDS	RPI 51-100	RPI 101-999	RPI 201+			
13- 11	0- 0	1- 2	OVERALL	0- 2	12- 7	8- 5			
8- 4	0- 0	1- 1	HOME	0- 1	7- 2	6- 0			
4- 7	0- 0	0- 1	AWAY	0- 1	4- 5	2- 5			
1- 0	0- 0	0- 0	NEUTRAL	0- 0	1- 0	0- 0			
6- 4	0- 0	1- 1	NON-CONFERENCE	0- 0	5- 3	4- 3			
4- 0	0- 0	1- 0	HOME	0- 0	3- 0	3- 0			
1- 4	0- 0	0- 1	AWAY	0- 0	1- 3	1- 3			
1- 0	0- 0	0- 0	NEUTRAL	0- 0	1- 0	0- 0			
7- 7	0- 0	0- 1	CONFERENCE	0- 2	7- 4	4- 2			
4- 4	0- 0	0- 1	HOME	0- 1	4- 2	3- 0			
3- 3	0- 0	0- 0	AWAY	0- 1	3- 2	1- 2			
0- 0	0- 0	0- 0	NEUTRAL	0- 0	0- 0	0- 0			

RPI	S	Opponent	Score	RPI	S	Opponent	Score	RPI	S	Opponent	Score	RPI	S	Opponent	Score
35	A	Cal i forn i a	64 89	43	H	Mi nnesota	72 69	49	H	Gonzaga	44 63	77	A	Sai nt Mary's (CA)	57 66
												53	H	Sai nt Mary's (CA)	53 75
												125	H	BYU	70 69
												147	A	Loyol a Marymount	60 54
												147	H	Loyol a Marymount	53 67
												152	A	San Franci sco	60 54
												171	H	Paci fi c	68 81
												174	N	Boi se St.	72 52
												204	A	UC Santa Barbara	71 58
												218	A	Seattle U	73 80
												229	A	Pepperdi ne	62 66
												229	H	Pepperdi ne	79 53
												251	A	San Diego St.	76 77
												252	A	Hawai i	63 64
												276	A	Santa Clara	50 59
												276	H	Santa Clara	51 40
												296	H	UTSA	78 69
												308	A	Portl and	75 60
												308	H	Portl and	59 52
												324	H	Southern Utah	72 59
												325	H	Long Beach St.	74 40
LAST 12 Division I GAMES:															
276	H	Santa Clara	51 40	125	H	BYU	70 69	308	A	Portl and	75 60	147	A	Loyol a Marymount	60 54
229	H	Pepperdi ne	79 53	77	A	Saint Mary's (CA)	57 66	171	H	Paci fi c	68 81	77	H	Saint Mary's (CA)	53 75
49	H	Gonzaga	44 63	147	H	Loyol a Marymount	53 67	308	H	Portl and	59 52				
276	A	Santa Clara	50 59												

Non-Div I Games: San Diego Christian 82 53

San Diego

Average RPI Win: 207

Average RPI Loss: 167

WON-LOST
RECORDWINNING
PCT. RANKLAST 10
GAMESSTRENGTH OF
SCHEDULEOPP. STRENGTH
OF SCHEDULETEAM
RPIADJ.
RPICONF.
RPIADJ CONF.
RPI

DIV. I ONLY	9- 13	225	3- 7	204	186	251	251	16	16
DIV. I NON-CONF.	5- 5	170	0- 0	266	273	249	249	14	14
<hr/>									
TOTALS	RPI 1-25	RPI 26-50	W-L RECORDS	RPI 51-100	RPI 101-999	RPI 201+			
9- 13	0- 0	0- 1	OVERALL	2- 1	7- 11	6- 4			
7- 6	0- 0	0- 0	HOME	2- 1	5- 5	4- 1			
2- 5	0- 0	0- 0	AWAY	0- 0	2- 5	2- 3			
0- 2	0- 0	0- 1	NEUTRAL	0- 0	0- 1	0- 0			
5- 5	0- 0	0- 1	NON-CONFERENCE	0- 0	5- 4	5- 2			
4- 2	0- 0	0- 0	HOME	0- 0	4- 2	4- 1			
1- 1	0- 0	0- 0	AWAY	0- 0	1- 1	1- 1			
0- 2	0- 0	0- 1	NEUTRAL	0- 0	0- 1	0- 0			
4- 8	0- 0	0- 0	CONFERENCE	2- 1	2- 7	1- 2			
3- 4	0- 0	0- 0	HOME	2- 1	1- 3	0- 0			
1- 4	0- 0	0- 0	AWAY	0- 0	1- 4	1- 2			
0- 0	0- 0	0- 0	NEUTRAL	0- 0	0- 0	0- 0			

RPI 1-25				RPI 26-50				RPI 51-100				RPI 101+				Team's RPI: 251
RPI	S	Opponent	Score	RPI	S	Opponent	Score	RPI	S	Opponent	Score	RPI	S	Opponent	Score	
				29	N	Central Mich.	76 85	70	H	Wyoming	68 62	102	N	Tulane	46 80	
								86	H	New Mexico	97 89	114	A	Colorado St.	43 72	
								90	H	UNLV	64 75	114	H	Colorado St.	63 65	
												146	A	Fresno St.	53 64	
												146	H	Fresno St.	60 66	
												172	H	UC Irvine	65 67	
												174	H	Boise St.	70 86	
												189	H	Nevada	75 72	
												202	H	CSUN	58 55	
												203	H	San Diego	77 76	
												204	A	UC Santa Barbara	64 77	
												250	A	San Jose St.	75 65	
												272	H	Presbyteri an	77 50	
												276	H	Santa Clara	34 48	
												277	A	Ari zona	78 67	
												297	A	Utah St.	58 62	
												311	A	Air Force	51 61	
												313	H	Cal St. Fullerton	59 58	
<hr/>																
LAST 12 Division I GAMES:																
				189	H	Nevada	75 72	146	A	Fresno St.	53 64					
				146	H	Fresno St.	60 66	174	H	Boise St.	70 86					
				311	A	Air Force	51 61	250	A	San Jose St.	75 65					
				90	H	UNLV	64 75	114	H	Colorado St.	63 65					
				114	A	Colorado St.	43 72	297	A	Utah St.	58 62					
				86	H	New Mexico	97 89	70	H	Wyoming	68 62					

Non-Div I Games: Hope Int'l 92 68

San Diego St.

■ Loss,
 ■ Non-Conf,
 ■ S Site,
 ■ Home
 ■ Away
 N Neutral

Average RPI Win:	216	WON-LOST	WINNING	LAST 10	STRENGTH OF	OPP. STRENGTH	TEAM	ADJ.	CONF.	ADJ CONF.
Average RPI Loss:	104	RECORD	PCT. RANK	GAMES	SCHEDULE	OF SCHEDULE	RPI	RPI	RPI	RPI
DIV. I ONLY	13- 12	170	6- 4	132	115	152	152	13	13	
DIV. I NON-CONF.	5- 6	187	0- 0	78	91	132	132	11	11	

TOTALS	RPI 1-25	RPI 26-50	W-L RECORDS	RPI 51-100	RPI 101-999	RPI 201+				
13- 12	0- 1	0- 3	OVERALL	0- 3	13- 5	7- 2				
8- 5	0- 1	0- 1	HOME	0- 2	8- 1	4- 1				
4- 7	0- 0	0- 2	AWAY	0- 1	4- 4	3- 1				
1- 0	0- 0	0- 0	NEUTRAL	0- 0	1- 0	0- 0				
5- 6	0- 1	0- 1	NON-CONFERENCE	0- 2	5- 2	2- 0				
3- 2	0- 1	0- 0	HOME	0- 1	3- 0	1- 0				
1- 4	0- 0	0- 1	AWAY	0- 1	1- 2	1- 0				
1- 0	0- 0	0- 0	NEUTRAL	0- 0	1- 0	0- 0				
8- 6	0- 0	0- 2	CONFERENCE	0- 1	8- 3	5- 2				
5- 3	0- 0	0- 1	HOME	0- 1	5- 1	3- 1				
3- 3	0- 0	0- 1	AWAY	0- 0	3- 2	2- 1				
0- 0	0- 0	0- 0	NEUTRAL	0- 0	0- 0	0- 0				

RPI 1-25				RPI 26-50				RPI 51-100				RPI 101+ Team's RPI: 152			
RPI	S	Opponent	Score	RPI	S	Opponent	Score	RPI	S	Opponent	Score	RPI	S	Opponent	Score
14	H	Stanford	66 86	31	A	Northern Colo.	60 73	57	A	UC Davis	55 72	125	A	BYU	66 70
				49	A	Gonzaga	47 74	77	H	Saint Mary's (CA)	59 73	125	H	BYU	76 73
				49	H	Gonzaga	57 81	87	H	Washington St.	70 74	142	N	Robert Morris	57 45
												146	H	Fresno St.	70 62
												147	H	Loyola Marymount	78 60
												154	A	Cal Poly	83 88
												154	H	Cal Poly	83 71
												171	A	Paci fic	81 71
												176	A	UT Arlington	54 56
												203	H	San Diego	54 60
												229	A	Pepperdi ne	92 95
												229	H	Pepperdi ne	68 67
												250	A	San Jose St.	87 81
												270	H	Sacramento St.	90 76
												276	A	Santa Clara	58 54
												276	H	Santa Clara	64 47
												308	A	Portland	76 63
												308	H	Portland	84 75

LAST 12 Division I GAMES:															
				125	H	BYU	76 73	229	A	Pepperdi ne	92 95				
				308	A	Portland	76 63	276	A	Santa Clara	58 54				
				276	H	Santa Clara	64 47	49	A	Gonzaga	47 74				
				77	H	Saint Mary's (CA)	59 73	147	H	Loyol a Marymount	78 60				
				49	H	Gonzaga	57 81	229	H	Pepperdi ne	68 67				
				171	A	Paci fic	81 71	125	A	BYU	66 70				

Non-Div I Games:

San Francisco

Average RPI Win:	239	WON-LOST	WINNING	LAST 10	STRENGTH OF	OPP. STRENGTH	TEAM	ADJ.	CONF.	ADJ CONF.
Average RPI Loss:	127	RECORD	PCT. RANK	GAMES	SCHEDULE	OF SCHEDULE	RPI	RPI	RPI	RPI
DIV. I ONLY	5- 17	304	2- 8	96	135	250	250	16	16	
DIV. I NON-CONF.	2- 8	290	0- 0	90	151	248	248	14	14	

TOTALS	RPI 1-25	RPI 26-50	W-L RECORDS	RPI 51-100	RPI 101-999	RPI 201+				
5- 17	0- 1	0- 1	OVERALL	1- 5	4- 10	4- 2				
3- 8	0- 0	0- 0	HOME	1- 2	2- 6	2- 2				
2- 8	0- 1	0- 1	AWAY	0- 3	2- 3	2- 0				
0- 1	0- 0	0- 0	NEUTRAL	0- 0	0- 1	0- 0				
2- 8	0- 1	0- 1	NON-CONFERENCE	0- 1	2- 5	2- 1				
1- 4	0- 0	0- 0	HOME	0- 1	1- 3	1- 1				
1- 3	0- 1	0- 1	AWAY	0- 0	1- 1	1- 0				
0- 1	0- 0	0- 0	NEUTRAL	0- 0	0- 1	0- 0				
3- 9	0- 0	0- 0	CONFERENCE	1- 4	2- 5	2- 1				
2- 4	0- 0	0- 0	HOME	1- 1	1- 3	1- 1				
1- 5	0- 0	0- 0	AWAY	0- 3	1- 2	1- 0				
0- 0	0- 0	0- 0	NEUTRAL	0- 0	0- 0	0- 0				

RPI 1-25				RPI 26-50				RPI 51-100				RPI 101+ Team's RPI: 250			
RPI	S	Opponent	Score	RPI	S	Opponent	Score	RPI	S	Opponent	Score	RPI	S	Opponent	Score
10	A	UCLA	69 129	46	A	Oregon St.	62 110	66	H	Nebraska	55 81	114	A	Colorado St.	48 63
								70	A	Wyoming	46 58	114	H	Colorado St.	66 73
								86	A	New Mexico	62 92	139	H	Portland St.	78 90
								86	H	New Mexico	95 86	152	H	San Francisco	81 87
								90	A	UNLV	60 79	171	A	Pacific	97 106
								90	H	UNLV	53 80	174	H	Boise St.	80 112
												189	A	Nevada	63 91
												197	N	Hampton	73 81
												202	H	CSUN	59 76
												223	H	CSU Bakersfield	67 57
												251	H	San Diego St.	65 75
												276	A	Santa Clara	71 66
												297	H	Utah St.	79 66
												311	A	Air Force	75 74

LAST 12 Division I GAMES:															
114	H	Colorado St.	66 73	311	A	Air Force	75 74								
86	A	New Mexico	62 92	251	H	San Diego St.	65 75								
90	H	UNLV	53 80	86	H	New Mexico	95 86								
70	A	Wyoming	46 58	90	A	UNLV	60 79								
174	H	Boise St.	80 112	114	A	Colorado St.	48 63								
189	A	Nevada	63 91	297	H	Utah St.	79 66								

Non-Div I Games: Southern Ore. 89 87

San Jose St.

Average RPI Win:	254	WON-LOST	WINNING	LAST 10	STRENGTH OF	OPP. STRENGTH	TEAM	ADJ.	CONF.	ADJ CONF.
Average RPI Loss:	154	RECORD	PCT. RANK	GAMES	SCHEDULE	OF SCHEDULE	RPI	RPI	RPI	RPI
DIV. I ONLY	6- 18	294	2- 8	220	144	276	276	13	13	
DIV. I NON-CONF.	3- 7	254	0- 0	315	176	297	297	11	11	

TOTALS	RPI 1-25	RPI 26-50	W-L RECORDS	RPI 51-100	RPI 101-999	RPI 201+				
6- 18	0- 0	0- 4	OVERALL	0- 1	6- 13	6- 5				
3- 8	0- 0	0- 3	HOME	0- 0	3- 5	3- 2				
3- 10	0- 0	0- 0	AWAY	0- 0	3- 0	3- 0				
0- 0	0- 0	0- 0	NEUTRAL	0- 0	0- 0	0- 0				
3- 7	0- 0	0- 2	NON-CONFERENCE	0- 0	3- 5	3- 3				
1- 4	0- 0	0- 2	HOME	0- 0	1- 2	1- 2				
2- 3	0- 0	0- 0	AWAY	0- 0	2- 3	2- 1				
0- 0	0- 0	0- 0	NEUTRAL	0- 0	0- 0	0- 0				
3- 11	0- 0	0- 2	CONFERENCE	0- 1	3- 8	3- 2				
2- 4	0- 0	0- 1	HOME	0- 0	2- 3	2- 0				
1- 7	0- 0	0- 1	AWAY	0- 1	1- 5	1- 2				
0- 0	0- 0	0- 0	NEUTRAL	0- 0	0- 0	0- 0				

RPI 1-25				RPI 26-50				RPI 51-100				RPI 101+				Team's RPI: 276
RPI	S	Opponent	Score	RPI	S	Opponent	Score	RPI	S	Opponent	Score	RPI	S	Opponent	Score	
				35	H	Cal i forn i a	41 79	77	A	Sai nt Mary's (CA)	46 59	125	A	BYU	47 65	
				49	A	Gonzaga	44 71					125	H	BYU	34 55	
				49	H	Gonzaga	51 63					147	H	Loyol a Marymount	51 65	
				50	H	Southern Cal i forn i a	43 64					152	A	San Franci sco	47 64	
												152	H	San Franci sco	54 58	
												171	A	Paci fi c	37 55	
												184	A	Northwestern	47 57	
												189	A	Nevada	41 52	
												203	A	San Di ego	40 51	
												203	H	San Di ego	59 50	
												204	H	UC Santa Barbara	68 63	
												229	A	Pepperdi ne	55 56	
												229	H	Pepperdi ne	54 50	
												250	H	San Jose St.	66 71	
												251	A	San Di ego St.	48 34	
												264	A	Grand Canyon	38 39	
												308	A	Portl and	50 43	
												313	H	Cal St. Fullerton	69 73	
												327	A	Ill. -Chicago	45 36	

LAST 12 Division I GAMES:																
				203	A	San Di ego	40 51	49	A	Gonzaga	44 71					
				125	H	BYU	34 55	152	H	San Franci sco	54 58					
				152	A	San Franci sco	47 64	125	A	BYU	47 65					
				171	A	Paci fi c	37 55	77	A	Sai nt Mary's (CA)	46 59					
				229	H	Pepperdi ne	54 50	308	A	Portl and	50 43					
				203	H	San Di ego	59 50	147	H	Loyol a Marymount	51 65					

Non-Div I Games: Menlo 104 61

Santa Clara

Average RPI Win:	334	WON-LOST	WINNING	LAST 10	STRENGTH OF	OPP. STRENGTH	TEAM	ADJ.	CONF.	ADJ CONF.
Average RPI Loss:	211	RECORD	PCT. RANK	GAMES	SCHEDULE	OF SCHEDULE	RPI	RPI	RPI	RPI
DIV. I ONLY	2- 19	337	1- 8	325	286	342	342	30	30	
DIV. I NON-CONF.	1- 9	318	0- 0	262	115	311	311	30	30	

TOTALS	RPI 1-25	RPI 26-50	W-L RECORDS	RPI 51-100	RPI 101-999	RPI 201+				
2- 19	0- 1	0- 1	OVERALL	0- 1	2- 16	2- 10				
0- 7	0- 0	0- 0	HOME	0- 0	0- 7	0- 5				
2- 9	0- 1	0- 1	AWAY	0- 1	2- 6	2- 5				
0- 3	0- 0	0- 0	NEUTRAL	0- 0	0- 3	0- 0				
1- 9	0- 1	0- 1	NON-CONFERENCE	0- 1	1- 6	1- 2				
0- 0	0- 0	0- 0	HOME	0- 0	0- 0	0- 0				
1- 6	0- 1	0- 1	AWAY	0- 1	1- 3	1- 2				
0- 3	0- 0	0- 0	NEUTRAL	0- 0	0- 3	0- 0				
1- 10	0- 0	0- 0	CONFERENCE	0- 0	1- 10	1- 8				
0- 7	0- 0	0- 0	HOME	0- 0	0- 7	0- 5				
1- 3	0- 0	0- 0	AWAY	0- 0	1- 3	1- 3				
0- 0	0- 0	0- 0	NEUTRAL	0- 0	0- 0	0- 0				

RPI 1-25				RPI 26-50				RPI 51-100				RPI 101+ Team's RPI: 342			
RPI	S	Opponent	Score	RPI	S	Opponent	Score	RPI	S	Opponent	Score	RPI	S	Opponent	Score
18	A	South Carolina	38 99	46	A	Oregon St.	36 84	89	A	Jacksonville	46 74	162	N	Florida	40 90
												185	A	Wisconsin	24 82
												192	N	Providence	48 78
												197	H	Hampton	53 81
												200	N	Richmond	63 100
												201	H	Norfolk St.	58 78
												207	A	East Carolina	37 103
												217	H	N.C. A&T	44 69
												247	H	Howard	59 87
												261	A	Morgan St.	67 73
												261	H	Morgan St.	41 70
												280	H	UMES	56 68
												300	A	Alabama St.	61 81
												306	A	Coppin St.	57 66
												316	H	South Carolina St.	60 71
												323	A	Ga. Southern	71 67
												330	A	Delaware St.	79 93
												344	A	Florida A&M	65 47

LAST 12 Division I GAMES:															
217	H	N.C. A&T	44 69	197	H	Hampton	53 81								
261	H	Morgan St.	41 70	247	H	Howard	59 87								
316	H	South Carolina St.	60 71	280	H	UMES	56 68								
344	A	Florida A&M	65 47	261	A	Morgan St.	67 73								
330	A	Delaware St.	79 93	306	A	Coppin St.	57 66								
201	H	Norfolk St.	58 78	89	A	Jacksonville	46 74								

Non-Div I Games: LaGrange 86 44 Allen 79 41

Savannah St.

Average RPI Win:	251	WON-LOST	WINNING	LAST 10	STRENGTH OF	OPP. STRENGTH	TEAM	ADJ.	CONF.	ADJ CONF.
Average RPI Loss:	171	RECORD	PCT. RANK	GAMES	SCHEDULE	OF SCHEDULE	RPI	RPI	RPI	RPI
DIV. I ONLY	13- 11	151	7- 3	288	263	218	218	31	31	
DIV. I NON-CONF.	6- 9	214	0- 3	158	208	209	209	31	31	

TOTALS	RPI 1-25	RPI 26-50	W-L RECORDS	RPI 51-100	RPI 101-999	RPI 201+				
13- 11	0- 0	0- 1	OVERALL	0- 1	13- 9	11- 4				
6- 6	0- 0	0- 0	HOME	0- 1	6- 5	5- 1				
7- 5	0- 0	0- 1	AWAY	0- 0	7- 4	6- 3				
0- 0	0- 0	0- 0	NEUTRAL	0- 0	0- 0	0- 0				
6- 9	0- 0	0- 1	NON-CONFERENCE	0- 1	6- 7	4- 2				
2- 6	0- 0	0- 0	HOME	0- 1	2- 5	1- 1				
4- 3	0- 0	0- 1	AWAY	0- 0	4- 2	3- 1				
0- 0	0- 0	0- 0	NEUTRAL	0- 0	0- 0	0- 0				
7- 2	0- 0	0- 0	CONFERENCE	0- 0	7- 2	7- 2				
4- 0	0- 0	0- 0	HOME	0- 0	4- 0	4- 0				
3- 2	0- 0	0- 0	AWAY	0- 0	3- 2	3- 2				
0- 0	0- 0	0- 0	NEUTRAL	0- 0	0- 0	0- 0				

RPI	S	Opponent	Score	RPI	S	Opponent	Score	RPI	S	Opponent	Score	RPI	S	Opponent	Score	Team's RPI: 218
35	A	Cal i forni a	67 87	57	H	UC Davi s	53 79	139	H	Portland St.	91 77	144	H	Idaho St.	69 74	
								150	A	Idaho	68 60	171	H	Paci fic	73 85	
								172	H	UC Irvi ne	79 84	173	A	Washi ngton	76 84	
								189	H	Nevada	65 74	202	A	CSUN	62 67	
								203	H	San Diego	80 73	204	A	UC Santa Barbara	77 71	
								223	A	CSU Bakersfi el d	68 75	229	A	Pepperdi ne	65 62	
								240	A	Montana	78 64	241	H	New Mexico St.	69 59	
								252	H	Hawai i	58 73	264	A	Grand Canyon	63 74	
								268	A	UMKC	62 58	268	H	UMKC	66 62	
								319	H	UTRGV	64 56	328	A	Utah Valley	77 75	
								340	A	Chi cago St.	63 56	340	H	Chi cago St.	72 60	
LAST 12 Di vi si on I GAMES:																
340	H	Chi cago St.	72 60	268	A	UMKC	62 58	340	A	Chi cago St.	63 56	264	A	Grand Canyon	63 74	
268	H	UMKC	66 62	202	A	CSUN	62 67	172	H	UC Irvi ne	79 84	173	A	Washi ngton	76 84	
328	A	Utah Valley	77 75													
223	A	CSU Bakersfi el d	68 75													
319	H	UTRGV	64 56													
241	H	New Mexi co St.	69 59													

Non-Di v I Games:

Seattle U

Average RPI Win: 196		WON-LOST RECORD	WINNING PCT. RANK	LAST 10 GAMES	STRENGTH OF SCHEDULE	OPP. STRENGTH OF SCHEDULE	TEAM RPI	ADJ. RPI	CONF. RPI	ADJ. CONF. RPI
Average RPI Loss: 44										
DIV. I ONLY		15- 11	132	6- 4	100	73	101	101	6	6
DIV. I NON-CONF.		8- 3	65	0- 0	135	184	90	90	6	6
TOTALS		RPI 1-25	RPI 26-50	W-L RECORDS		RPI 51-100	RPI 101-999	RPI 201+		
15- 11	0- 4		0- 5	OVERALL		1- 0	14- 2	8- 0		
11- 4	0- 2		0- 2	HOME		1- 0	10- 0	6- 0		
4- 7	0- 2		0- 3	AWAY		0- 0	4- 2	2- 0		
0- 0	0- 0		0- 0	NEUTRAL		0- 0	0- 0	0- 0		
8- 3	0- 1		0- 2	NON-CONFERENCE		0- 0	8- 0	6- 0		
6- 2	0- 1		0- 1	HOME		0- 0	6- 0	5- 0		
2- 1	0- 0		0- 1	AWAY		0- 0	2- 0	1- 0		
0- 0	0- 0		0- 0	NEUTRAL		0- 0	0- 0	0- 0		
7- 8	0- 3		0- 3	CONFERENCE		1- 0	6- 2	2- 0		
5- 2	0- 1		0- 1	HOME		1- 0	4- 0	1- 0		
2- 6	0- 2		0- 2	AWAY		0- 0	2- 2	1- 0		
0- 0	0- 0		0- 0	NEUTRAL		0- 0	0- 0	0- 0		

RPI 1-25					RPI 26-50					RPI 51-100					RPI 101+					Team's RPI: 101	
RPI	S	Opponent	Score		RPI	S	Opponent	Score		RPI	S	Opponent	Score		RPI	S	Opponent	Score			
10	H	UCLA	68	77	26	A	Rutgers	45	70	52	H	St. John's (NY)	62	57	106	A	Wake Forest	67	57		
23	A	Villanova	53	59	32	A	Marquette	84	97						107	A	Butler	48	66		
23	H	Villanova	59	67	33	H	Princeton	83	85						107	H	Butler	75	64		
24	A	DePaul	66	89	37	A	Creighton	64	81						133	A	Georgetown	52	71		
					37	H	Creighton	51	68						133	H	Georgetown	70	65		
															168	H	Marist	85	60		
															192	A	Providence	65	56		
															192	H	Providence	65	56		
															208	A	Boston College	73	53		
															210	H	Jacksonville St.	73	54		
															214	A	Xavier	62	51		
															214	H	Xavier	58	53		
															258	H	Fairfield	80	61		
															266	H	St. Francis Brooklyn	84	50		
															273	H	Rider	85	49		
															345	H	Saint Peter's	91	49		
LAST 12 Division I GAMES:																					
		23	A	Villanova	53	59				52	H	St. John's (NY)	62	57							
		133	A	Georgetown	52	71				133	H	Georgetown	70	65							
		107	H	Butler	75	64				23	H	Villanova	59	67							
		214	H	Xavier	58	53				214	A	Xavier	62	51							
		37	A	Creighton	64	81				107	A	Butler	48	66							
		192	A	Providence	65	56				192	H	Providence	65	56							

Non-Div I Games:

Seton Hall I

Average RPI Win:	275	WON-LOST	WINNING	LAST 10	STRENGTH OF	OPP. STRENGTH	TEAM	ADJ.	CONF.	ADJ CONF.
Average RPI Loss:	127	RECORD	PCT. RANK	GAMES	SCHEDULE	OF SCHEDULE	RPI	RPI	RPI	RPI
DIV. I ONLY	13- 12	170	6- 4	261	223	206	206	28	28	
DIV. I NON-CONF.	5- 6	187	0- 0	145	124	157	157	26	26	

TOTALS	RPI 1-25	RPI 26-50	W-L RECORDS	RPI 51-100	RPI 101-999	RPI 201+				
13- 12	0- 0	0- 2	OVERALL	0- 5	13- 5	12- 3				
8- 4	0- 0	0- 1	HOME	0- 2	8- 1	7- 1				
5- 8	0- 0	0- 1	AWAY	0- 3	5- 4	5- 2				
0- 0	0- 0	0- 0	NEUTRAL	0- 0	0- 0	0- 0				
5- 6	0- 0	0- 2	NON-CONFERENCE	0- 3	5- 1	5- 0				
3- 2	0- 0	0- 1	HOME	0- 1	3- 0	3- 0				
2- 4	0- 0	0- 1	AWAY	0- 2	2- 1	2- 0				
0- 0	0- 0	0- 0	NEUTRAL	0- 0	0- 0	0- 0				
8- 6	0- 0	0- 0	CONFERENCE	0- 2	8- 4	7- 3				
5- 2	0- 0	0- 0	HOME	0- 1	5- 1	4- 1				
3- 4	0- 0	0- 0	AWAY	0- 1	3- 3	3- 2				
0- 0	0- 0	0- 0	NEUTRAL	0- 0	0- 0	0- 0				

RPI	S	Opponent	Score	RPI	S	Opponent	Score	RPI	S	Opponent	Score	RPI	S	Opponent	Score	Team's RPI: 206
26	A	Rutgers	47 59	55	A	Quinnipiac	54 68	155	A	Hartford	62 71					
45	H	FGCU	50 63	55	H	Quinnipiac	72 83	168	A	Marist	54 73					
				78	A	Harvard	67 75	168	H	Marist	58 53					
				79	H	Albany (NY)	63 78	242	A	Hofstra	70 60					
				83	A	Penn St.	72 86	245	A	Niagara	50 65					
								245	H	Niagara	68 73					
								247	H	Howard	72 61					
								253	H	Manhattan	56 51					
								256	H	St. Bonaventure	70 62					
								258	H	Fairfield	51 40					
								273	A	Rider	71 67					
								278	A	Colgate	73 70					
								287	H	Sacred Heart	62 57					
								289	A	Canisius	57 65					
								293	H	Monmouth	44 41					
								338	A	Iona	70 48					
								338	H	Iona	64 51					
								345	A	Saint Peter's	62 59					

LAST 12 Division I GAMES:																
55	H	Quinnipiac	72 83	338	A	Iona	70 48									
293	H	Monmouth	44 41	168	H	Marist	58 53									
168	A	Marist	54 73	245	A	Niagara	50 65									
345	A	Saint Peter's	62 59	289	A	Canisius	57 65									
253	H	Manhattan	56 51	245	H	Niagara	68 73									
258	H	Fairfield	51 40	338	H	Iona	64 51									

Non-Div I Games:

Siena

Average RPI Win:	226	WON-LOST	WINNING	LAST 10	STRENGTH OF	OPP. STRENGTH	TEAM	ADJ.	CONF.	ADJ CONF.
Average RPI Loss:	117	RECORD	PCT. RANK	GAMES	SCHEDULE	OF SCHEDULE	RPI	RPI	RPI	RPI
DIV. I ONLY	14- 8	97	6- 4	154	230	121	121	23	23	
DIV. I NON-CONF.	6- 4	122	0- 0	59	192	73	73	23	23	

TOTALS	RPI 1-25	RPI 26-50	W-L RECORDS	RPI 51-100	RPI 101-999	RPI 201+				
14- 8	0- 1	0- 0	OVERALL	0- 2	14- 5	7- 0				
8- 4	0- 0	0- 0	HOME	0- 2	8- 2	5- 0				
6- 4	0- 1	0- 0	AWAY	0- 0	6- 3	2- 0				
0- 0	0- 0	0- 0	NEUTRAL	0- 0	0- 0	0- 0				
6- 4	0- 1	0- 0	NON-CONFERENCE	0- 2	6- 1	2- 0				
3- 2	0- 0	0- 0	HOME	0- 2	3- 0	1- 0				
3- 2	0- 1	0- 0	AWAY	0- 0	3- 1	1- 0				
0- 0	0- 0	0- 0	NEUTRAL	0- 0	0- 0	0- 0				
8- 4	0- 0	0- 0	CONFERENCE	0- 0	8- 4	5- 0				
5- 2	0- 0	0- 0	HOME	0- 0	5- 2	4- 0				
3- 2	0- 0	0- 0	AWAY	0- 0	3- 2	1- 0				
0- 0	0- 0	0- 0	NEUTRAL	0- 0	0- 0	0- 0				

RPI 1-25				RPI 26-50				RPI 51-100				RPI 101+ Team's RPI: 121			
RPI	S	Opponent	Score	RPI	S	Opponent	Score	RPI	S	Opponent	Score	RPI	S	Opponent	Score
19	A	NC State	50 71					80	H	UAB	66 78	103	A	North Carolina	85 84
								89	H	Jacksonville	58 60	114	H	Little Rock	35 47
												128	H	Central Ark.	64 43
												131	A	Ole Miss	59 66
												153	A	Texas St.	63 78
												159	A	Louisiana	72 57
												166	A	Troy	71 82
												166	H	Troy	79 68
												176	A	UT Arlington	76 63
												183	H	Southern U.	69 65
												187	H	Arkansas St.	60 75
												193	A	Southern Miss.	78 57
												227	H	New Orleans	67 45
												271	H	Appalachian St.	54 52
												275	H	Coastal Caro.	68 62
												300	A	Alabama St.	59 47
												320	H	Georgia St.	88 52
												323	H	Ga. Southern	79 52
												337	A	La.-Monroe	67 60

LAST 12 Division I GAMES:															
187	H	Arkansas St.	60 75	275	H	Coastal Caro.	68 62								
114	H	Little Rock	35 47	166	H	Troy	79 68								
166	A	Troy	71 82	176	A	UT Arlington	76 63								
337	A	La.-Monroe	67 60	153	A	Texas St.	63 78								
159	A	Louisiana	72 57	323	H	Ga. Southern	79 52								
271	H	Appalachian St.	54 52	320	H	Georgia St.	88 52								

Non-Div I Games: Ga. Southwestern 73 42

South Ala.

Average RPI Win:	139	WON-LOST	WINNING	LAST 10	STRENGTH OF	OPP. STRENGTH	TEAM	ADJ.	CONF.	ADJ CONF.
Average RPI Loss:	6	RECORD	PCT. RANK	GAMES	SCHEDULE	OF SCHEDULE	RPI	RPI	RPI	RPI
DIV. I ONLY	20- 5	30	7- 3	48	3	18	18	2	2	
DIV. I NON-CONF.	11- 2	22	0- 1	123	12	40	40	2	2	

TOTALS	RPI 1-25	RPI 26-50	W-L RECORDS	RPI 51-100	RPI 101-999	RPI 201+				
20- 5	4- 5	1- 0	OVERALL	5- 0	10- 0	5- 0				
11- 2	3- 2	0- 0	HOME	2- 0	6- 0	5- 0				
7- 2	1- 2	0- 0	AWAY	2- 0	4- 0	0- 0				
2- 1	0- 1	1- 0	NEUTRAL	1- 0	0- 0	0- 0				
11- 2	2- 2	1- 0	NON-CONFERENCE	1- 0	7- 0	5- 0				
6- 1	1- 1	0- 0	HOME	0- 0	5- 0	5- 0				
3- 0	1- 0	0- 0	AWAY	0- 0	2- 0	0- 0				
2- 1	0- 1	1- 0	NEUTRAL	1- 0	0- 0	0- 0				
9- 3	2- 3	0- 0	CONFERENCE	4- 0	3- 0	0- 0				
5- 1	2- 1	0- 0	HOME	2- 0	1- 0	0- 0				
4- 2	0- 2	0- 0	AWAY	2- 0	2- 0	0- 0				
0- 0	0- 0	0- 0	NEUTRAL	0- 0	0- 0	0- 0				

RPI 1-25				RPI 26-50				RPI 51-100				RPI 101+			
RPI	S	Opponent	Score	RPI	S	Opponent	Score	RPI	S	Opponent	Score	RPI	S	Opponent	Score
1	H	UConn	58 83	26	N	Rutgers	78 68	52	N	St. John's (NY)	76 58	130	A	Vanderbilt	95 82
2	N	Notre Dame	85 92					94	A	Alabama	79 66	131	A	Ole Miss	88 62
3	A	Mississippi St.	53 67					96	H	Auburn	71 63	141	A	Clemson	66 36
7	H	Tennessee	70 86					97	A	Kentucky	81 64	162	H	Florida	64 57
13	A	Maryland	94 86					98	H	Arkansas	90 42	181	A	Temple	87 60
15	A	Missouri	74 83									254	H	Col. of Charleston	69 43
15	H	Missouri	64 54									298	H	Wofford	94 60
16	H	Duke	72 52									300	H	Alabama St.	99 31
17	H	Texas A&M	61 59									310	H	Western Caro.	101 43
												342	H	Savannah St.	99 38

LAST 12 Division I GAMES:															
162	H	Florida	64 57	97	A	Kentucky	81 64	130	A	Vanderbilt	95 82				
94	A	Alabama	79 66	7	H	Tennessee	70 86								
3	A	Mississippi St.	53 67	96	H	Auburn	71 63								
1	H	UConn	58 83	15	A	Missouri	74 83								
15	H	Missouri	64 54	131	A	Ole Miss	88 62								
98	H	Arkansas	90 42												

Non-Div I Games:

South Carolina

Average RPI Win:	297	WON-LOST	WINNING	LAST 10	STRENGTH OF	OPP. STRENGTH	TEAM	ADJ.	CONF.	ADJ CONF.
Average RPI Loss:	216	RECORD	PCT. RANK	GAMES	SCHEDULE	OF SCHEDULE	RPI	RPI	RPI	RPI
DIV. I ONLY	7- 14	261	4- 6	344	279	316	316	30	30	
DIV. I NON-CONF.	3- 7	254	0- 1	342	174	312	312	30	30	

TOTALS	RPI 1-25	RPI 26-50	W-L RECORDS	RPI 51-100	RPI 101-999	RPI 201+				
7- 14	0- 0	0- 0	OVERALL	0- 2	7- 12	6- 8				
4- 4	0- 0	0- 0	HOME	0- 0	4- 4	3- 3				
3- 10	0- 0	0- 0	AWAY	0- 0	3- 1	3- 1				
0- 0	0- 0	0- 0	NEUTRAL	0- 0	0- 0	0- 0				
3- 7	0- 0	0- 0	NON-CONFERENCE	0- 2	3- 5	3- 3				
1- 1	0- 0	0- 0	HOME	0- 0	1- 1	1- 1				
2- 6	0- 0	0- 0	AWAY	0- 2	2- 4	2- 2				
0- 0	0- 0	0- 0	NEUTRAL	0- 0	0- 0	0- 0				
4- 7	0- 0	0- 0	CONFERENCE	0- 0	4- 7	3- 5				
3- 3	0- 0	0- 0	HOME	0- 0	3- 3	2- 2				
1- 4	0- 0	0- 0	AWAY	0- 0	1- 4	1- 3				
0- 0	0- 0	0- 0	NEUTRAL	0- 0	0- 0	0- 0				

RPI 1-25				RPI 26-50				RPI 51-100				RPI 101+				Team's RPI: 316	
RPI	S	Opponent	Score	RPI	S	Opponent	Score	RPI	S	Opponent	Score	RPI	S	Opponent	Score		
								56	A	Mercer	53	74	123	A	Bethune-Cookman	50	68
								68	A	Georgia Tech	40	86	141	A	Clemson	48	56
												186	A	Charlotte	49	64	
												197	H	Hampton	78	70	
												201	H	Norfolk St.	67	71	
												217	H	N. C. A&T	54	74	
												247	H	Howard	58	68	
												261	A	Morgan St.	55	65	
												280	H	UMES	54	51	
												281	A	USC Upstate	44	63	
												286	A	Old Dominion	35	52	
												305	A	Charleston So.	60	58	
												306	A	Coppin St.	39	56	
												306	H	Coppin St.	67	65	
												310	H	Western Caro.	75	45	
												323	H	Ga. Southern	58	61	
												330	A	Delaware St.	44	58	
												341	A	Winthrop	65	37	
												342	A	Savannah St.	71	60	

LAST 12 Division I GAMES:																	
217	H	N. C. A&T	54	74	201	H	Norfolk St.	67	71								
306	H	Coppin St.	67	65	280	H	UMES	54	51								
342	A	Savannah St.	71	60	247	H	Howard	58	68								
261	A	Morgan St.	55	65	330	A	Delaware St.	44	58								
306	A	Coppin St.	39	56	123	A	Bethune-Cookman	50	68								
197	H	Hampton	78	70	286	A	Old Dominion	35	52								

Non-Div I Games: Johnson & Wales (NC) 40 Columbia Int'l 82 38

South Carolina St.

■ Loss,
 ■ Non-Conf,
 ■ S Site,
 ■ Home
 ■ Away
 ■ Neutral

Average RPI Win:	203	WON-LOST	WINNING	LAST 10	STRENGTH OF	OPP. STRENGTH	TEAM	ADJ.	CONF.	ADJ CONF.
Average RPI Loss:	95	RECORD	PCT. RANK	GAMES	SCHEDULE	OF SCHEDULE	RPI	RPI	RPI	RPI
DIV. I ONLY	18- 5	38	8- 0	191	123	74	74	15	15	
DIV. I NON-CONF.	7- 5	132	0- 0	201	46	136	136	17	17	

TOTALS	RPI 1-25	RPI 26-50	W-L RECORDS	RPI 51-100	RPI 101-999	RPI 201+				
18- 5	0- 1	2- 1	OVERALL	0- 0	16- 3	9- 0				
9- 1	0- 0	1- 0	HOME	0- 0	8- 1	5- 0				
8- 2	0- 0	1- 0	AWAY	0- 0	7- 2	3- 0				
1- 2	0- 1	0- 1	NEUTRAL	0- 0	1- 0	1- 0				
7- 5	0- 1	1- 1	NON-CONFERENCE	0- 0	6- 3	4- 0				
4- 1	0- 0	1- 0	HOME	0- 0	3- 1	2- 0				
2- 2	0- 0	0- 0	AWAY	0- 0	2- 2	1- 0				
1- 2	0- 1	0- 1	NEUTRAL	0- 0	1- 0	1- 0				
11- 0	0- 0	1- 0	CONFERENCE	0- 0	10- 0	5- 0				
5- 0	0- 0	0- 0	HOME	0- 0	5- 0	3- 0				
6- 0	0- 0	1- 0	AWAY	0- 0	5- 0	2- 0				
0- 0	0- 0	0- 0	NEUTRAL	0- 0	0- 0	0- 0				

RPI 1-25				RPI 26-50				RPI 51-100 Team's RPI: 74				RPI 101+			
RPI	S	Opponent	Score	RPI	S	Opponent	Score	RPI	S	Opponent	Score	RPI	S	Opponent	Score
7	N	Tennessee	49 69	37	H	Creighton	73 68					105	A	Western Ill.	82 58
				38	A	South Dakota St.	67 61					105	H	Western Ill.	92 81
				44	N	Oklahoma St.	68 76					120	A	Iowa St.	76 81
												132	A	SFA	55 77
												156	A	Wichita St.	62 48
												169	H	North Dakota	76 71
												170	H	Tulsa	61 64
												180	A	Denver	82 60
												180	H	Denver	79 51
												190	A	Oral Roberts	73 68
												223	H	CSU Bakersfield	66 50
												235	H	UC Riverside	75 66
												239	H	Omaha	70 46
												265	N	Indiana St.	71 59
												284	A	North Dakota St.	82 67
												284	H	North Dakota St.	80 54
												315	A	Incarnate Word	81 51
												321	A	Fort Wayne	79 60
												321	H	Fort Wayne	85 43

								LAST 12 Division I GAMES:							
321	A	Fort Wayne	79 60	190	A	Oral Roberts	73 68								
284	H	North Dakota St.	80 54	321	H	Fort Wayne	85 43								
105	H	Western Ill.	92 81	105	A	Western Ill.	82 58								
180	A	Denver	82 60	284	A	North Dakota St.	82 67								
38	A	South Dakota St.	67 61	180	H	Denver	79 51								
239	H	Omaha	70 46	169	H	North Dakota	76 71								

Non-Div I Games: Mt. Marty 87 25 Doane 96 54 Bellevue 89 32

South Dakota

Average RPI Win:	182	WON-LOST	WINNING	LAST 10	STRENGTH OF	OPP. STRENGTH	TEAM	ADJ.	CONF.	ADJ CONF.
Average RPI Loss:	34	RECORD	PCT. RANK	GAMES	SCHEDULE	OF SCHEDULE	RPI	RPI	RPI	RPI

DIV. I ONLY	20- 5	30	8- 1	85	97	38	38	15	15
DIV. I NON-CONF.	10- 4	73	0- 0	47	10	31	31	17	17
TOTALS	RPI 1-25	RPI 26-50	W-L RECORDS	RPI 51-100	RPI 101-999	RPI 201+			
20- 5	1- 2	1- 2	OVERALL	2- 1	16- 0	7- 0			
12- 2	0- 1	1- 0	HOME	0- 1	11- 0	5- 0			
6- 3	0- 1	0- 2	AWAY	2- 0	4- 0	2- 0			
2- 0	1- 0	0- 0	NEUTRAL	0- 0	1- 0	0- 0			
10- 4	1- 2	1- 2	NON-CONFERENCE	2- 0	6- 0	2- 0			
6- 1	0- 1	1- 0	HOME	0- 0	5- 0	2- 0			
2- 3	0- 1	0- 2	AWAY	2- 0	0- 0	0- 0			
2- 0	1- 0	0- 0	NEUTRAL	0- 0	1- 0	0- 0			
10- 1	0- 0	0- 0	CONFERENCE	0- 1	10- 0	5- 0			
6- 1	0- 0	0- 0	HOME	0- 1	6- 0	3- 0			
4- 0	0- 0	0- 0	AWAY	0- 0	4- 0	2- 0			
0- 0	0- 0	0- 0	NEUTRAL	0- 0	0- 0	0- 0			

RPI 1-25				RPI 26-50				RPI 51-100				RPI 101+			
RPI	S	Opponent	Score	RPI	S	Opponent	Score	RPI	S	Opponent	Score	RPI	S	Opponent	Score
4	H	Louisville	64 68	30	H	Oklahoma	67 61	74	H	South Dakota	61 67	105	H	Western Ill.	84 48
12	A	Green Bay	41 55	37	A	Creighton	65 72	85	A	Drake	85 78	145	H	UNI	57 47
19	N	NC State	75 67	45	A	FGCU	78 87	91	A	George Washington	97 88	156	H	Wichita St.	96 64

Average RPI Win: 136		WON-LOST RECORD	WINNING PCT. RANK	LAST 10 GAMES	STRENGTH OF SCHEDULE	OPP. STRENGTH OF SCHEDULE	TEAM RPI	ADJ. RPI	CONF. RPI	ADJ. CONF. RPI
Average RPI Loss: 49										
DIV. I ONLY		20- 5	30	8- 2	79	6	27	27	7	7
DIV. I NON-CONF.		11- 3	45	1- 0	74	2	26	26	7	7
TOTALS		RPI 1-25	RPI 26-50	W-L RECORDS		RPI 51-100	RPI 101-999	RPI 201+		
20- 5	2- 2		2- 1	OVERALL		3- 1	13- 1	3- 0		
10- 1	2- 1		1- 0	HOME		0- 0	7- 0	2- 0		
7- 2	0- 0		0- 1	AWAY		1- 0	6- 1	1- 0		
3- 2	0- 1		1- 0	NEUTRAL		2- 1	0- 0	0- 0		
11- 3	2- 1		1- 1	NON-CONFERENCE		3- 1	5- 0	2- 0		
6- 0	2- 0		0- 0	HOME		0- 0	4- 0	1- 0		
2- 1	0- 0		0- 1	AWAY		1- 0	1- 0	1- 0		
3- 2	0- 1		1- 0	NEUTRAL		2- 1	0- 0	0- 0		
9- 2	0- 1		1- 0	CONFERENCE		0- 0	8- 1	1- 0		
4- 1	0- 1		1- 0	HOME		0- 0	3- 0	1- 0		
5- 1	0- 0		0- 0	AWAY		0- 0	5- 1	0- 0		
0- 0	0- 0		0- 0	NEUTRAL		0- 0	0- 0	0- 0		

RPI 1-25					
RPI	S	Opponent	Score		
1	H	UConn	49	100	
2	N	Notre Dame	66	76	
8	H	Ohio St.	84	65	
25	H	LSU	61	55	

RPI 26-50					
RPI	S	Opponent	Score		
30	A	Oklahoma	74	79	
39	N	Dayton	93	87	
40	H	UCF	62	45	

Team's RPI : 27					
RPI	S	Opponent	Score		
52	N	St. John's (NY)	68	59	
54	N	Michigan St.	73	83	
87	N	Washington St.	82	45	
91	A	George Washington	83	78	

RPI 51-100					
RPI	S	Opponent	Score		
102	A	Tulane	63	53	
102	H	Tulane	75	46	
107	H	Butler	71	55	
135	A	Cincinnati	69	46	
156	A	Wichita St.	56	64	
170	A	Tulsa	71	57	
181	A	Temple	89	73	
181	H	Temple	76	60	
183	H	Southern U.	108	48	
187	H	Arkansas St.	98	55	
195	A	Memphis	81	62	
207	H	East Carolina	88	47	
303	A	FIU	82	52	
322	H	Houston Baptist	90	43	

RPI 101+					
RPI	S	Opponent	Score		

LAST 12 Division I GAMES:					
8	H	Ohio St.	84	65	
207	H	East Carolina	88	47	
102	A	Tulane	63	53	
170	A	Tulsa	71	57	
181	H	Temple	76	60	
156	A	Wichita St.	56	64	
195	A	Memphis	81	62	
40	H	UCF	62	45	
181	A	Temple	89	73	
1	H	UConn	49	100	
135	A	Cincinnati	69	46	
102	H	Tulane	75	46	

Non-Div I Games:

South Fla.

■ Loss, ■ Non-Conf, S Site, H Home A Away N Neutral

Average RPI Win:	287	WON-LOST	WINNING	LAST 10	STRENGTH OF	OPP. STRENGTH	TEAM	ADJ.	CONF.	ADJ CONF.
Average RPI Loss:	150	RECORD	PCT. RANK	GAMES	SCHEDULE	OF SCHEDULE	RPI	RPI	RPI	RPI

DIV. I ONLY	9- 15	246	4- 6	155	315	226	226	25	25
DIV. I NON-CONF.	3- 7	254	0- 0	51	217	187	187	27	27
TOTALS	RPI 1-25	RPI 26-50	W-L RECORDS	RPI 51-100	RPI 101-999	RPI 201+			
9- 15	0- 1	0- 1	OVERALL	0- 1	9- 12	8- 5			
5- 4	0- 0	0- 0	HOME	0- 1	5- 3	5- 2			
3- 11	0- 0	0- 0	AWAY	0- 0	3- 1	3- 0			
1- 0	0- 0	0- 0	NEUTRAL	0- 0	1- 0	0- 0			
3- 7	0- 1	0- 1	NON-CONFERENCE	0- 0	3- 5	2- 0			
2- 1	0- 0	0- 0	HOME	0- 0	2- 1	2- 0			
0- 6	0- 1	0- 1	AWAY	0- 0	0- 4	0- 0			
1- 0	0- 0	0- 0	NEUTRAL	0- 0	1- 0	0- 0			
6- 8	0- 0	0- 0	CONFERENCE	0- 1	6- 7	6- 5			
3- 3	0- 0	0- 0	HOME	0- 1	3- 2	3- 2			
3- 5	0- 0	0- 0	AWAY	0- 0	3- 5	3- 3			
0- 0	0- 0	0- 0	NEUTRAL	0- 0	0- 0	0- 0			

RPI	S	Opponent	Score	RPI	S	Opponent	Score	RPI	S	Opponent	Score	RPI	S	Opponent	Score	Team's RPI: 226
4	A	Louisville	40 80	41	A	Ball St.	56 69	73	H	Belmont	57 67	105	A	Western Ill.	59 87	
												110	A	George Mason	38 57	
												112	N	Saint Francis (PA)	82 50	
												135	A	Cincinnati	52 65	
												140	A	SIUE	57 65	
												164	H	Southern Ill.	74 79	
												165	A	Kansas	50 51	
												196	A	UT Martin	65 72	
												210	A	Jacksonville St.	48 55	
												215	A	Morehead St.	58 60	
												215	H	Morehead St.	56 59	
												238	A	Austin Peay	65 66	
												238	H	Austin Peay	50 61	
												248	H	Bradley	57 53	
												295	A	Murray St.	85 74	
												295	H	Murray St.	80 70	
												299	A	Tennessee Tech	70 66	
												304	H	Eastern Ky.	69 55	
												333	H	Tennessee St.	71 66	
												346	A	Eastern Ill.	77 54	
												349	H	Evansville	74 65	
LAST 12 Division I GAMES:																
196	A	UT Martin	65 72	346	A	Eastern Ill.	77 54									
215	A	Morehead St.	58 60	140	A	SIUE	57 65									
238	H	Austin Peay	50 61	304	H	Eastern Ky.	69 55									
295	H	Murray St.	80 70	215	H	Morehead St.	56 59									
210	A	Jacksonville St.	48 55	238	A	Austin Peay	65 66									
299	A	Tennessee Tech	70 66	295	A	Murray St.	85 74									

Non-Div I Games: Evangel 72 60 Missouri Valley 69 34

Southeast Mo. St.

Average RPI Win:	242	WON-LOST	WINNING	LAST 10	STRENGTH OF	OPP. STRENGTH	TEAM	ADJ.	CONF.	ADJ CONF.
Average RPI Loss:	188	RECORD	PCT. RANK	GAMES	SCHEDULE	OF SCHEDULE	RPI	RPI	RPI	RPI
DIV. I ONLY	6- 18	294	5- 5	245	291	294	294	26	26	
DIV. I NON-CONF.	1- 10	327	0- 0	157	243	290	290	25	25	

TOTALS	RPI 1-25	RPI 26-50	W-L RECORDS	RPI 51-100	RPI 101-999	RPI 201+				
6- 18	0- 1	0- 0	OVERALL	0- 2	6- 15	4- 9				
3- 6	0- 0	0- 0	HOME	0- 0	3- 6	2- 4				
3- 11	0- 1	0- 0	AWAY	0- 2	3- 8	2- 5				
0- 1	0- 0	0- 0	NEUTRAL	0- 0	0- 1	0- 0				
1- 10	0- 1	0- 0	NON-CONFERENCE	0- 2	1- 7	0- 4				
0- 3	0- 0	0- 0	HOME	0- 0	0- 3	0- 2				
1- 6	0- 1	0- 0	AWAY	0- 2	1- 3	0- 2				
0- 1	0- 0	0- 0	NEUTRAL	0- 0	0- 1	0- 0				
5- 8	0- 0	0- 0	CONFERENCE	0- 0	5- 8	4- 5				
3- 3	0- 0	0- 0	HOME	0- 0	3- 3	2- 2				
2- 5	0- 0	0- 0	AWAY	0- 0	2- 5	2- 3				
0- 0	0- 0	0- 0	NEUTRAL	0- 0	0- 0	0- 0				

RPI 1-25				RPI 26-50				RPI 51-100				RPI 101+				Team's RPI: 294
RPI	S	Opponent	Score	RPI	S	Opponent	Score	RPI	S	Opponent	Score	RPI	S	Opponent	Score	
25	A	LSU	56 84					59	A	TCU	62 112	111	H	Lamar University	58 75	
								96	A	Auburn	46 80	123	A	Bethune-Cookman	60 58	
												128	A	Central Ark.	47 63	
												128	H	Central Ark.	78 70	
												132	A	SFA	67 79	
												135	A	Cincinnati	43 82	
												149	N	Kent St.	60 81	
												159	H	Louisiana	56 68	
												212	A	Akron	54 66	
												216	A	Abilene Christian	80 86	
												236	A	Grambling	52 61	
												249	A	Nicholls St.	66 57	
												257	A	A&M-Corpus Christi	52 56	
												259	A	McNeese	47 69	
												259	H	McNeese	65 77	
												301	H	Alcorn	77 84	
												312	H	Northwestern St.	71 65	
												314	H	Alabama A&M	74 76	
												315	H	Incarinate Word	65 54	
												322	A	Houston Baptist	76 61	
												331	H	Sam Houston St.	52 57	

LAST 12 Division I GAMES:																
259	A	McNeese	47 69	312	H	Northwestern St.	71 65									
315	H	Incarinate Word	65 54	322	A	Houston Baptist	76 61									
128	H	Central Ark.	78 70	259	H	McNeese	65 77									
257	A	A&M-Corpus Christi	52 56	111	H	Lamar University	58 75									
249	A	Nicholls St.	66 57	216	A	Abilene Christian	80 86									
331	H	Sam Houston St.	52 57	128	A	Central Ark.	47 63									

Non-Div I Games:

Southeastern La.

■ Loss,
 ■ Non-Conf,
 ■ S Site,
 ■ Home
 ■ A Away
 N Neutral

Average RPI	Win: 175	WON-LOST	WINNING	LAST 10	STRENGTH OF	OPP. STRENGTH	TEAM	ADJ.	CONF.	ADJ CONF.
Average RPI	Loss: 18	RECORD	PCT. RANK	GAMES	SCHEDULE	OF SCHEDULE	RPI	RPI	RPI	RPI
DIV. I ONLY	17- 8	71	6- 4	68	60	50	50	5	5	
DIV. I NON-CONF.	10- 1	15	0- 0	208	244	50	50	3	3	

TOTALS	RPI 1-25	RPI 26-50	W-L RECORDS	RPI 51-100	RPI 101-999	RPI 201+				
17- 8	0- 6	2- 2	OVERALL	3- 0	12- 0	7- 0				
5- 5	0- 4	2- 1	HOME	0- 0	3- 0	3- 0				
9- 3	0- 2	0- 1	AWAY	2- 0	7- 0	4- 0				
3- 0	0- 0	0- 0	NEUTRAL	1- 0	2- 0	0- 0				
10- 1	0- 1	0- 0	NON-CONFERENCE	1- 0	9- 0	6- 0				
2- 1	0- 1	0- 0	HOME	0- 0	2- 0	2- 0				
5- 0	0- 0	0- 0	AWAY	0- 0	5- 0	4- 0				
3- 0	0- 0	0- 0	NEUTRAL	1- 0	2- 0	0- 0				
7- 7	0- 5	2- 2	CONFERENCE	2- 0	3- 0	1- 0				
3- 4	0- 3	2- 1	HOME	0- 0	1- 0	1- 0				
4- 3	0- 2	0- 1	AWAY	2- 0	2- 0	0- 0				
0- 0	0- 0	0- 0	NEUTRAL	0- 0	0- 0	0- 0				

RPI 1-25				RPI 26-50				Team's RPI: 50				RPI 51-100				RPI 101+			
RPI	S	Opponent	Score	RPI	S	Opponent	Score	RPI	S	Opponent	Score	RPI	S	Opponent	Score	RPI	S	Opponent	Score
10	A	UCLA	46 59	34	H	Ari zona St.	77 62	53	N	Purdue	58 46	118	N	Mi ddl e Tenn.	72 57				
10	H	UCLA	70 84	35	A	Cal i forni a	64 76	87	A	Washington St.	73 72	143	A	Colorado	86 51				
11	H	Oregon	66 70	35	H	Cal i forni a	59 62	93	A	Utah	58 47	147	A	Loyol a Marymount	80 70				
14	A	Stanford	65 72	46	H	Oregon St.	65 61					168	N	Marist	78 57				
14	H	Stanford	55 59									173	A	Washi ngton	72 61				
17	H	Texas A&M	74 75									234	H	Montana St.	98 47				
																235	A	UC Ri versi de	64 46
																252	A	Hawai i	71 60
																276	A	Santa Clara	64 43
																277	H	Ari zona	78 52
																319	A	UTRGV	71 64
																325	H	Long Beach St.	75 60
LAST 12 Division I GAMES:																			
277	H	Ari zona	78 52	35	H	Cal i forni a	59 62												
34	H	Ari zona St.	77 62	14	H	Stanford	55 59												
10	H	UCLA	70 84	93	A	Utah	58 47												
10	A	UCLA	46 59	143	A	Colorado	86 51												
173	A	Washington	72 61	46	H	Oregon St.	65 61												
87	A	Washington St.	73 72	11	H	Oregon	66 70												

Average RPI Win:	242	WON-LOST	WINNING	LAST 10	STRENGTH OF	OPP. STRENGTH	TEAM	ADJ.	CONF.	ADJ CONF.
Average RPI Loss:	130	RECORD	PCT. RANK	GAMES	SCHEDULE	OF SCHEDULE	RPI	RPI	RPI	RPI
DIV. I ONLY	12- 11	162	5- 5	151	250	164	164	24	24	
DIV. I NON-CONF.	4- 6	214	0- 0	66	229	137	137	22	22	

TOTALS	RPI 1-25	RPI 26-50	W-L RECORDS	RPI 51-100	RPI 101-999	RPI 201+				
12- 11	0- 0	0- 2	OVERALL	0- 4	12- 5	8- 3				
6- 4	0- 0	0- 1	HOME	0- 1	6- 2	3- 1				
6- 5	0- 0	0- 0	AWAY	0- 0	6- 1	5- 1				
0- 2	0- 0	0- 1	NEUTRAL	0- 1	0- 0	0- 0				
4- 6	0- 0	0- 2	NON-CONFERENCE	0- 2	4- 2	2- 1				
1- 2	0- 0	0- 1	HOME	0- 0	1- 1	0- 0				
3- 2	0- 0	0- 0	AWAY	0- 1	3- 1	2- 1				
0- 2	0- 0	0- 1	NEUTRAL	0- 1	0- 0	0- 0				
8- 5	0- 0	0- 0	CONFERENCE	0- 2	8- 3	6- 2				
5- 2	0- 0	0- 0	HOME	0- 1	5- 1	3- 1				
3- 3	0- 0	0- 0	AWAY	0- 1	3- 2	3- 1				
0- 0	0- 0	0- 0	NEUTRAL	0- 0	0- 0	0- 0				

RPI S Opponent	Score	RPI S Opponent	Score	RPI S Opponent	Score	RPI S Opponent	Score	Team's RPI: 164
47 N Miami (FL)	65 75	79 N Albany (NY)	57 68	109 H Missouri St.	71 69			
48 H Western Ky.	49 75	80 A UAB	66 76	140 H SIUE	53 57			
		85 A Drake	73 84	145 A UNI	63 71			
		85 H Drake	64 75	145 H UNI	60 53			
				195 A Memphis	68 56			
				196 H UT Martin	84 72			
				215 A Morehead St.	81 85			
				226 A Southeast Mo. St.	79 74			
				248 A Bradley	63 62			
				248 H Bradley	62 53			
				255 A Illinois St.	46 49			
				255 H Illinois St.	36 39			
				265 A Indiana St.	64 45			
				283 H Valparaiso	74 63			
				307 H Loyola Chicago	62 46			
				334 A Marshall	64 59			
				349 A Evansville	74 62			
LAST 12 Division I GAMES:								
248 H Bradley	62 53	307 H Loyola Chicago	62 46					
255 H Illinois St.	36 39	255 A Illinois St.	46 49					
145 A UNI	63 71	248 A Bradley	63 62					
85 A Drake	73 84	85 H Drake	64 75					
109 H Missouri St.	71 69	145 H UNI	60 53					
283 H Valparaiso	74 63	265 A Indiana St.	64 45					

Non-Div I Games: Martin Methodist 60 50

Southern Ill.

Average RPI	Win:	242	WON-LOST	WINNING	LAST 10	STRENGTH OF	OPP. STRENGTH	TEAM	ADJ.	CONF.	ADJ CONF.
Average RPI	Loss:	129	RECORD	PCT. RANK	GAMES	SCHEDULE	OF SCHEDULE	RPI	RPI	RPI	RPI
DIV. I ONLY	11- 10	158	5- 5	240	147	193	193	18	18		
DIV. I NON-CONF.	6- 5	153	0- 1	310	75	226	226	20	20		

TOTALS	RPI 1-25	RPI 26-50	W-L RECORDS	RPI 51-100	RPI 101-999	RPI 201+					
11- 10	0- 1	0- 1	OVERALL	1- 2	10- 6	7- 1					
8- 3	0- 0	0- 0	HOME	0- 0	8- 3	6- 1					
3- 7	0- 1	0- 1	AWAY	1- 2	2- 3	1- 0					
0- 0	0- 0	0- 0	NEUTRAL	0- 0	0- 0	0- 0					
6- 5	0- 1	0- 0	NON-CONFERENCE	0- 1	6- 3	5- 0					
5- 1	0- 0	0- 0	HOME	0- 0	5- 1	4- 0					
1- 4	0- 1	0- 0	AWAY	0- 1	1- 2	1- 0					
0- 0	0- 0	0- 0	NEUTRAL	0- 0	0- 0	0- 0					
5- 5	0- 0	0- 1	CONFERENCE	1- 1	4- 3	2- 1					
3- 2	0- 0	0- 0	HOME	0- 0	3- 2	2- 1					
2- 3	0- 0	0- 1	AWAY	1- 1	1- 1	0- 0					
0- 0	0- 0	0- 0	NEUTRAL	0- 0	0- 0	0- 0					

RPI 1-25				RPI 26-50				RPI 51-100				RPI 101+ Team's RPI: 193			
RPI	S	Opponent	Score	RPI	S	Opponent	Score	RPI	S	Opponent	Score	RPI	S	Opponent	Score
3	A	Mississippi St.	56 91	48	A	Western Ky.	60 81	68	A	Georgia Tech	44 63	102	H	Tulane	66 58
								80	A	UAB	80 63	118	A	Middle Tenn.	61 53
								95	A	Rice	56 62	121	H	South Ala.	57 78
												131	A	Ole Miss	59 68
												157	H	Louisiana Tech	65 50
												161	A	Samford	56 61
												186	A	Charlotte	56 66
												186	H	Charlotte	79 85
												286	H	Old Dominion	55 74
												296	H	UTSA	83 60
												300	H	Alabama St.	72 35
												301	H	Alcorn	72 67
												312	A	Northwestern St.	71 59
												331	H	Sam Houston St.	58 38
												334	H	Marshall	70 61
												336	H	Mississippi Val.	84 69

LAST 12 Division I GAMES:															
286	H	Old Dominion	55 74	80	A	UAB	80 63	157	H	Louisiana Tech	65 50				
334	H	Marshall	70 61	48	A	Western Ky.	60 81	186	A	Charlotte	56 66				
95	A	Rice	56 62	68	A	Georgia Tech	44 63	161	A	Samford	56 61				
296	H	UTSA	83 60												
186	H	Charlotte	79 85												
118	A	Middle Tenn.	61 53												

Non-Div I Games: William Carey 82 44 Blue Mountain (MS) 96 46

Southern Miss.

Average RPI Win:	305	WON-LOST	WINNING	LAST 10	STRENGTH OF	OPP. STRENGTH	TEAM	ADJ.	CONF.	ADJ CONF.
Average RPI Loss:	122	RECORD	PCT. RANK	GAMES	SCHEDULE	OF SCHEDULE	RPI	RPI	RPI	RPI
DIV. I ONLY	11- 10	158	9- 1	269	312	183	183	32	32	
DIV. I NON-CONF.	0- 8	337	0- 0	31	25	263	263	32	32	

TOTALS	RPI 1-25	RPI 26-50	W-L RECORDS	RPI 51-100	RPI 101-999	RPI 201+				
11- 10	0- 0	0- 2	OVERALL	0- 3	11- 5	11- 2				
7- 0	0- 0	0- 0	HOME	0- 0	7- 0	7- 0				
4- 9	0- 0	0- 2	AWAY	0- 2	4- 5	4- 2				
0- 1	0- 0	0- 0	NEUTRAL	0- 1	0- 0	0- 0				
0- 8	0- 0	0- 2	NON-CONFERENCE	0- 3	0- 3	0- 0				
0- 0	0- 0	0- 0	HOME	0- 0	0- 0	0- 0				
0- 7	0- 0	0- 2	AWAY	0- 2	0- 3	0- 0				
0- 1	0- 0	0- 0	NEUTRAL	0- 1	0- 0	0- 0				
11- 2	0- 0	0- 0	CONFERENCE	0- 0	11- 2	11- 2				
7- 0	0- 0	0- 0	HOME	0- 0	7- 0	7- 0				
4- 2	0- 0	0- 0	AWAY	0- 0	4- 2	4- 2				
0- 0	0- 0	0- 0	NEUTRAL	0- 0	0- 0	0- 0				

RPI 1-25				RPI 26-50				RPI 51-100				RPI 101+ Team's RPI: 183			
RPI	S	Opponent	Score	RPI	S	Opponent	Score	RPI	S	Opponent	Score	RPI	S	Opponent	Score
				27	A	South Fla.	48 108	64	N	Toledo	76 81	121	A	South Ala.	65 69
				44	A	Oklahoma St.	66 94	65	A	Indiana	49 64	123	A	Bethune-Cookman	56 68
								96	A	Auburn	47 65	185	A	Wisconsin	74 77
												233	A	Texas Southern	67 57
												236	A	Grambling	71 79
												236	H	Grambling	63 44
												263	A	Prairie View	62 69
												300	H	Alabama St.	66 58
												301	H	Alcorn	64 56
												309	A	Jackson St.	68 58
												309	H	Jackson St.	86 76
												314	H	Alabama A&M	77 62
												336	A	Mississippi Val.	70 54
												336	H	Mississippi Val.	66 58
												339	A	Ark.-Pine Bluff	71 52
												339	H	Ark.-Pine Bluff	59 46
LAST 12 Division I GAMES:															
				336	H	Mississippi Val.	66 58	300	H	Alabama St.	66 58				
				339	H	Ark.-Pine Bluff	59 46	336	A	Mississippi Val.	70 54				
				309	A	Jackson St.	68 58	339	A	Ark.-Pine Bluff	71 52				
				236	A	Grambling	71 79	309	H	Jackson St.	86 76				
				301	H	Alcorn	64 56	236	H	Grambling	63 44				
				314	H	Alabama A&M	77 62	263	A	Prairie View	62 69				

Non-Div I Games: Mobile 86 54

Southern U.

Average RPI Win:	253	WON-LOST	WINNING	LAST 10	STRENGTH OF	OPP. STRENGTH	TEAM	ADJ.	CONF.	ADJ CONF.
Average RPI Loss:	192	RECORD	PCT. RANK	GAMES	SCHEDULE	OF SCHEDULE	RPI	RPI	RPI	RPI
DIV. I ONLY	3- 20	329	2- 8	175	341	324	324	19	19	
DIV. I NON-CONF.	1- 10	327	0- 0	137	336	319	319	13	13	

TOTALS	RPI 1-25	RPI 26-50	W-L RECORDS	RPI 51-100	RPI 101-999	RPI 201+				
3- 20	0- 1	0- 0	OVERALL	0- 1	3- 18	2- 10				
2- 8	0- 0	0- 0	HOME	0- 1	2- 7	1- 4				
1- 12	0- 1	0- 0	AWAY	0- 0	1- 11	1- 6				
0- 0	0- 0	0- 0	NEUTRAL	0- 0	0- 0	0- 0				
1- 10	0- 1	0- 0	NON-CONFERENCE	0- 1	1- 8	1- 5				
1- 4	0- 0	0- 0	HOME	0- 1	1- 3	1- 1				
0- 6	0- 1	0- 0	AWAY	0- 0	0- 5	0- 4				
0- 0	0- 0	0- 0	NEUTRAL	0- 0	0- 0	0- 0				
2- 10	0- 0	0- 0	CONFERENCE	0- 0	2- 10	1- 5				
1- 4	0- 0	0- 0	HOME	0- 0	1- 4	0- 3				
1- 6	0- 0	0- 0	AWAY	0- 0	1- 6	1- 2				
0- 0	0- 0	0- 0	NEUTRAL	0- 0	0- 0	0- 0				

RPI 1-25				RPI 26-50				RPI 51-100				RPI 101+				Team's RPI: 324
RPI	S	Opponent	Score	RPI	S	Opponent	Score	RPI	S	Opponent	Score	RPI	S	Opponent	Score	
11	A	Oregon	38 98					57	H	UC Davis	59 85	125	A	BYU	67 75	
												144	A	Idaho St.	39 66	
												144	H	Idaho St.	76 70	
												148	A	Weber St.	50 65	
												148	H	Weber St.	64 77	
												150	A	Idaho	51 74	
												151	H	Binghamton	66 72	
												172	H	UC Irvine	64 71	
												179	A	Eastern Wash.	41 58	
												203	A	San Diego	59 72	
												223	H	CSU Bakersfield	45 46	
												234	A	Montana St.	71 91	
												234	H	Montana St.	57 63	
												240	A	Montana	71 81	
												240	H	Montana	65 74	
												264	A	Grand Canyon	54 59	
												277	A	Arizona	74 76	
												297	H	Utah St.	70 67	
												318	A	Northern Ariz.	60 57	
												318	H	Northern Ariz.	55 72	
												328	A	Utah Valley	61 69	

LAST 12 Division I GAMES:																
318	H	Northern Ariz.	55 72	150	A	Idaho	51 74									
144	A	Idaho St.	39 66	318	A	Northern Ariz.	60 57									
148	A	Weber St.	50 65	148	H	Weber St.	64 77									
234	H	Montana St.	57 63	144	H	Idaho St.	76 70									
240	H	Montana	65 74	240	A	Montana	71 81									
179	A	Eastern Wash.	41 58	234	A	Montana St.	71 91									

Non-Div I Games:

Southern Utah

Average RPI Win:	232	WON-LOST	WINNING	LAST 10	STRENGTH OF	OPP. STRENGTH	TEAM	ADJ.	CONF.	ADJ CONF.
Average RPI Loss:	134	RECORD	PCT. RANK	GAMES	SCHEDULE	OF SCHEDULE	RPI	RPI	RPI	RPI
DIV. I ONLY	7- 18	287	2- 8	123	171	256	256	12	12	
DIV. I NON-CONF.	5- 8	220	0- 0	113	234	205	205	10	10	

TOTALS	RPI 1-25	RPI 26-50	W-L RECORDS	RPI 51-100	RPI 101-999	RPI 201+				
7- 18	0- 1	0- 1	OVERALL	1- 6	6- 10	5- 5				
5- 7	0- 1	0- 0	HOME	1- 2	4- 4	4- 0				
1- 11	0- 0	0- 1	AWAY	0- 4	1- 6	0- 5				
1- 0	0- 0	0- 0	NEUTRAL	0- 0	1- 0	1- 0				
5- 8	0- 1	0- 0	NON-CONFERENCE	1- 3	4- 4	3- 3				
3- 3	0- 1	0- 0	HOME	1- 1	2- 1	2- 0				
1- 5	0- 0	0- 0	AWAY	0- 2	1- 3	0- 3				
1- 0	0- 0	0- 0	NEUTRAL	0- 0	1- 0	1- 0				
2- 10	0- 0	0- 1	CONFERENCE	0- 3	2- 6	2- 2				
2- 4	0- 0	0- 0	HOME	0- 1	2- 3	2- 0				
0- 6	0- 0	0- 1	AWAY	0- 2	0- 3	0- 2				
0- 0	0- 0	0- 0	NEUTRAL	0- 0	0- 0	0- 0				

RPI 1-25				RPI 26-50				RPI 51-100				RPI 101+				Team's RPI: 256
RPI	S	Opponent	Score	RPI	S	Opponent	Score	RPI	S	Opponent	Score	RPI	S	Opponent	Score	
20	H	Buffalo	59 76	39	A	Dayton	59 80	64	H	Toledo	39 58	104	A	Saint Louis	55 78	
								67	A	Duquesne	59 73	110	H	George Mason	63 76	
								71	A	Fordham	48 72	116	H	Delaware	52 53	
								79	A	Albany (NY)	52 69	126	A	Bucknell	59 48	
								82	A	Navy	48 86	158	H	Davidson	68 75	
								83	H	Penn St.	65 62	163	H	Saint Joseph's	64 70	
								91	H	George Washington	56 63	206	A	Siena	62 70	
												222	H	Eastern Mich.	70 51	
												231	A	La Salle	63 66	
												242	A	Hofstra	68 71	
												245	H	Niagara	76 58	
												285	H	Massachusetts	69 59	
												288	A	VCU	75 77	
												289	A	Canisius	69 71	
												329	N	UMBC	63 54	
												332	H	Rhode Island	81 70	

LAST 12 Division I GAMES:																
288	A	VCU	75 77	332	H	Rhode Island	81 70									
91	H	George Washington	56 63	231	A	La Salle	63 66									
110	H	George Mason	63 76	39	A	Dayton	59 80									
67	A	Duquesne	59 73	285	H	Massachusetts	69 59									
71	A	Fordham	48 72	163	H	Saint Joseph's	64 70									
158	H	Davidson	68 75	104	A	Saint Louis	55 78									

Non-Div I Games:

St. Bonaventure

Average RPI Win: 267

Average RPI Loss: 201

WON-LOST

RECORD

WINNING

PCT. RANK

LAST 10

GAMES

STRENGTH OF

SCHEDULE

OPP. STRENGTH

OF SCHEDULE

TEAM

RPI

ADJ.

RPI

CONF.

RPI

ADJ CONF.

RPI

DIV. I ONLY
DIV. I NON-CONF.

10- 14

218

6- 4

306

308

266

266

29

29

4- 7

226

0- 0

303

276

279

279

29

29

TOTALS

RPI 1-25

RPI 26-50

W-L RECORDS

RPI 51-100

RPI 101-999

RPI 201+

10- 14

0- 0

0- 0

OVERALL

0- 1

10- 13

8- 8

7- 3

0- 0

0- 0

HOME

0- 0

7- 3

5- 2

3- 10

0- 0

0- 0

AWAY

0- 1

3- 9

3- 6

0- 1

0- 0

0- 0

NEUTRAL

0- 0

0- 1

0- 0

4- 7

0- 0

0- 0

NON-CONFERENCE

0- 1

4- 6

3- 4

3- 1

0- 0

0- 0

HOME

0- 0

3- 1

2- 1

1- 5

0- 0

0- 0

AWAY

0- 1

1- 4

1- 3

0- 1

0- 0

0- 0

NEUTRAL

0- 0

0- 1

0- 0

6- 7

0- 0

0- 0

CONFERENCE

0- 0

6- 7

5- 4

4- 2

0- 0

0- 0

HOME

0- 0

4- 2

3- 1

2- 5

0- 0

0- 0

AWAY

0- 0

2- 5

2- 3

0- 0

0- 0

0- 0

NEUTRAL

0- 0

0- 0

0- 0

RPI 1-25

RPI 26-50

RPI 51-100

RPI 101+

Team's RPI: 266

RPI S Opponent Score

RPI S Opponent Score

RPI S Opponent Score

RPI S Opponent Score

52 A St. John's (NY) 49 73

101 A Seton Hall 50 84

112 A Saint Francis (PA) 75 90

112 H Saint Francis (PA) 71 94

142 A Robert Morris 36 59

142 H Robert Morris 49 47

175 H Army West Point 73 52

201 N Norfolk St. 51 52

213 A Fla. Atlantic 60 80

215 H Morehead St. 59 73

231 H Loyola Maryland 64 47

247 A Howard 69 72

253 A Manhattan 54 57

269 A Mt. St. Mary's 75 56

269 H Mt. St. Mary's 82 73

274 H Fairleigh Dickinson 62 70

279 A LIU Brooklyn 59 61

287 H Sacred Heart 63 48

291 A Central Conn. St. 78 70

292 A Bryant 63 73

326 A Wagner 47 50

326 H Wagner 80 76

338 H Iona 72 63

345 A Saint Peter's 64 49

LAST 12 Division I GAMES:

142 H Robert Morris 49 47

292 A Bryant 63 73

112 H Saint Francis (PA) 71 94

291 A Central Conn. St. 78 70

269 A Mt. St. Mary's 75 56

326 H Wagner 80 76

326 A Wagner 47 50

269 H Mt. St. Mary's 82 73

287 H Sacred Heart 63 48

142 A Robert Morris 36 59

274 H Fairleigh Dickinson 62 70

112 A Saint Francis (PA) 75 90

Non-Div I Games:

St. Francis Brooklyn

Average RPI	Win:	123	WON-LOST	WINNING	LAST 10	STRENGTH OF	OPP. STRENGTH	TEAM	ADJ.	CONF.	ADJ CONF.
Average RPI	Loss:	67	RECORD	PCT. RANK	GAMES	SCHEDULE	OF SCHEDULE	RPI	RPI	RPI	RPI
DIV. I ONLY		15- 11		132	3- 4	19	57	52	52	6	6
DIV. I NON-CONF.		7- 4		102	0- 1	5	76	29	29	6	6

TOTALS	RPI 1-25		RPI 26-50		W-L RECORDS	RPI 51-100		RPI 101-999		RPI 201+	
15- 11	1- 4		2- 3		OVERALL	2- 1		10- 3		3- 0	
9- 3	1- 1		1- 0		HOME	1- 1		6- 1		2- 0	
5- 6	0- 2		1- 2		AWAY	1- 0		3- 2		1- 0	
1- 2	0- 1		0- 1		NEUTRAL	0- 0		1- 0		0- 0	
7- 4	0- 2		1- 1		NON-CONFERENCE	2- 1		4- 0		1- 0	
4- 2	0- 1		0- 0		HOME	1- 1		3- 0		1- 0	
2- 0	0- 0		1- 0		AWAY	1- 0		0- 0		0- 0	
1- 2	0- 1		0- 1		NEUTRAL	0- 0		1- 0		0- 0	
8- 7	1- 2		1- 2		CONFERENCE	0- 0		6- 3		2- 0	
5- 1	1- 0		1- 0		HOME	0- 0		3- 1		1- 0	
3- 6	0- 2		0- 2		AWAY	0- 0		3- 2		1- 0	
0- 0	0- 0		0- 0		NEUTRAL	0- 0		0- 0		0- 0	

RPI 1-25				RPI 26-50				RPI 51-100				Team's RPI : 52				RPI 101+					
RPI	S	Opponent	Score	RPI	S	Opponent	Score	RPI	S	Opponent	Score					RPI	S	Opponent	Score		
18	N	South Carolina	58 76	27	N	South Fla.	59 68	71	H	Fordham	64 67	101	A	Seton Hall	57 62						
20	H	Buffalo	72 73	32	A	Marquette	72 74	76	H	James Madison	81 64	107	A	Butler	73 55						
23	A	Villanova	52 69	37	A	Creighton	39 53	79	A	Albany (NY)	71 66	107	H	Butler	76 38						
23	H	Villanova	70 64	37	H	Creighton	72 65					108	N	Western Mich.	76 48						
24	A	DePaul	67 76	47	A	Miami (FL)	74 64					133	A	Georgetown	71 63						
																133	H	Georgetown	64 41		
																134	H	William & Mary	92 81		
																165	H	Kansas	65 53		
																192	A	Providence	68 70		
																192	H	Providence	44 49		
																214	A	Xavier	67 63		
																214	H	Xavier	70 36		
																266	H	St. Francis Brooklyn	73 49		
LAST 12 Division I GAMES:																					
27	N	South Fla.	59 68	37	A	Creighton	39 53	101	A	Seton Hall	57 62	23	H	Villanova	70 64						
133	A	Georgetown	71 63	107	A	Butler	76 38	133	H	Georgetown	64 41	107	A	Butler	73 55						
23	A	Villanova	52 69	192	A	Providence	68 70	214	A	Xavier	67 63										

Non-Div I Games:

St. John's (NY)

Average RPI Win:	121	WON-LOST	WINNING	LAST 10	STRENGTH OF	OPP. STRENGTH	TEAM	ADJ.	CONF.	ADJ CONF.
Average RPI Loss:	22	RECORD	PCT. RANK	GAMES	SCHEDULE	OF SCHEDULE	RPI	RPI	RPI	RPI
DIV. I ONLY	18- 8	69	9- 1	4	21	14	14	5	5	
DIV. I NON-CONF.	6- 6	170	0- 0	4	14	38	38	3	3	

TOTALS	RPI 1-25	RPI 26-50	W-L RECORDS	RPI 51-100	RPI 101-999	RPI 201+				
18- 8	2- 6	4- 1	OVERALL	4- 0	8- 1	4- 0				
11- 2	1- 1	2- 0	HOME	3- 0	5- 1	3- 0				
5- 4	1- 3	2- 1	AWAY	0- 0	2- 0	1- 0				
2- 2	0- 2	0- 0	NEUTRAL	1- 0	1- 0	0- 0				
6- 6	0- 5	0- 0	NON-CONFERENCE	2- 0	4- 1	2- 0				
3- 2	0- 1	0- 0	HOME	1- 0	2- 1	2- 0				
1- 2	0- 2	0- 0	AWAY	0- 0	1- 0	0- 0				
2- 2	0- 2	0- 0	NEUTRAL	1- 0	1- 0	0- 0				
12- 2	2- 1	4- 1	CONFERENCE	2- 0	4- 0	2- 0				
8- 0	1- 0	2- 0	HOME	2- 0	3- 0	1- 0				
4- 2	1- 1	2- 1	AWAY	0- 0	1- 0	1- 0				
0- 0	0- 0	0- 0	NEUTRAL	0- 0	0- 0	0- 0				

RPI	S	Opponent	Score	RPI	S	Opponent	Score	RPI	S	Opponent	Score	RPI	S	Opponent	Score
1	N	UConn	53 78	34	A	Arizona St.	66 73	73	N	Belmont	74 53	105	H	Western Ill.	64 71
6	A	Baylor	57 81	34	H	Arizona St.	74 50	87	H	Washington St.	70 57	143	H	Colorado	62 53
7	H	Tennessee	71 83	46	A	Oregon St.	60 57	90	H	UNLV	74 33	149	N	Kent St.	79 54
8	A	Ohio St.	64 85	50	A	Southern Cal i forni a	59 55	93	H	Utah	70 49	152	A	San Franci sco	86 66
8	N	Ohio St.	82 94	50	H	Southern Cal i forni a	72 65					173	H	Washi ngton	71 45
10	A	UCLA	53 64									223	H	CSU Bakersfi el d	57 34
10	H	UCLA	76 65									235	H	UC Ri versi de	53 43
11	A	Oregon	78 65									277	A	Ari zona	61 46
												277	H	Ari zona	79 42

LAST 12 Di v i s i o n I GAMES:															
143	H	Colorado	62 53	10	A	UCLA	53 64	50	A	Southern Cal i forni a	59 55	173	H	Washi ngton	71 45
93	H	Utah	70 49	50	A	Southern Cal i forni a	59 55	87	H	Washington St.	70 57	34	A	Ari zona St.	66 73
11	A	Oregon	78 65	173	H	Washington	71 45	277	H	Ari zona	61 46				
46	A	Oregon St.	60 57												
277	H	Ari zona	79 42												
34	H	Ari zona St.	74 50												

Non-Di v I Games:

Stanford

Average RPI Win:	232	WON-LOST	WINNING	LAST 10	STRENGTH OF	OPP. STRENGTH	TEAM	ADJ.	CONF.	ADJ CONF.
Average RPI Loss:	134	RECORD	PCT. RANK	GAMES	SCHEDULE	OF SCHEDULE	RPI	RPI	RPI	RPI
DIV. I ONLY	13- 12	170	6- 4	221	165	178	178	22	22	
DIV. I NON-CONF.	7- 7	170	1- 0	124	97	145	145	21	21	

TOTALS	RPI 1-25	RPI 26-50	W-L RECORDS	RPI 51-100	RPI 101-999	RPI 201+				
13- 12	0- 2	0- 2	OVERALL	1- 3	12- 5	8- 3				
7- 2	0- 0	0- 0	HOME	1- 1	6- 1	4- 0				
4- 6	0- 2	0- 1	AWAY	0- 1	4- 2	3- 2				
2- 4	0- 0	0- 1	NEUTRAL	0- 1	2- 2	1- 1				
7- 7	0- 2	0- 1	NON-CONFERENCE	1- 1	6- 3	2- 1				
4- 1	0- 0	0- 0	HOME	1- 0	3- 1	1- 0				
1- 2	0- 2	0- 0	AWAY	0- 0	1- 0	0- 0				
2- 4	0- 0	0- 1	NEUTRAL	0- 1	2- 2	1- 1				
6- 5	0- 0	0- 1	CONFERENCE	0- 2	6- 2	6- 2				
3- 1	0- 0	0- 0	HOME	0- 1	3- 0	3- 0				
3- 4	0- 0	0- 1	AWAY	0- 1	3- 2	3- 2				
0- 0	0- 0	0- 0	NEUTRAL	0- 0	0- 0	0- 0				

RPI 1-25				RPI 26-50				RPI 51-100				RPI 101+				Team's RPI: 178
RPI	S	Opponent	Score	RPI	S	Opponent	Score	RPI	S	Opponent	Score	RPI	S	Opponent	Score	
5	A	Florida St.	39 84	45	A	FGCU	40 80	89	A	Jacksonville	63 73	140	A	SIUE	65 61	
9	A	Texas	59 95	48	N	Western Ky.	58 66	89	H	Jacksonville	54 61	153	H	Texas St.	61 54	
								99	H	Chattanooga	78 67	162	N	Florida	85 71	
								100	N	Wright St.	59 64	177	H	High Point	64 69	
												192	N	Providence	45 56	
												200	H	Richmond	72 67	
												228	A	North Florida	68 51	
												228	H	North Florida	68 55	
												244	H	Northern Ky.	67 56	
												262	A	Lipscomb	59 55	
												268	N	UMKC	50 67	
												281	A	USC Upstate	64 69	
												281	H	USC Upstate	62 61	
												302	A	Kennesaw St.	49 66	
												330	N	Delaware St.	58 43	
												343	A	NJIT	72 53	
												343	H	NJIT	73 55	

LAST 12 Division I GAMES:																
281	A	USC Upstate	64 69	302	A	Kennesaw St.	49 66									
343	A	NJIT	72 53	262	A	Lipscomb	59 55									
89	H	Jacksonville	54 61	343	H	NJIT	73 55									
228	A	North Florida	68 51	281	H	USC Upstate	62 61									
89	A	Jacksonville	63 73	45	A	FGCU	40 80									
228	H	North Florida	68 55	330	N	Delaware St.	58 43									

Non-Div I Games: Thomas (GA) 92 41 Webber Int'l 67 30

Stetson

Average RPI Win:	268	WON-LOST	WINNING	LAST 10	STRENGTH OF	OPP. STRENGTH	TEAM	ADJ.	CONF.	ADJ CONF.
Average RPI Loss:	128	RECORD	PCT. RANK	GAMES	SCHEDULE	OF SCHEDULE	RPI	RPI	RPI	RPI
DIV. I ONLY	14- 11	143	7- 3	278	243	198	198	20	20	
DIV. I NON-CONF.	7- 5	132	0- 0	332	257	228	228	24	24	

TOTALS	RPI 1-25	RPI 26-50	W-L RECORDS	RPI 51-100	RPI 101-999	RPI 201+				
14- 11	0- 0	0- 1	OVERALL	1- 4	13- 6	11- 1				
7- 5	0- 0	0- 0	HOME	1- 1	6- 4	6- 0				
7- 6	0- 0	0- 1	AWAY	0- 3	7- 2	5- 1				
0- 0	0- 0	0- 0	NEUTRAL	0- 0	0- 0	0- 0				
7- 5	0- 0	0- 1	NON-CONFERENCE	0- 1	7- 3	7- 1				
4- 1	0- 0	0- 0	HOME	0- 0	4- 1	4- 0				
3- 4	0- 0	0- 1	AWAY	0- 1	3- 2	3- 1				
0- 0	0- 0	0- 0	NEUTRAL	0- 0	0- 0	0- 0				
7- 6	0- 0	0- 0	CONFERENCE	1- 3	6- 3	4- 0				
3- 4	0- 0	0- 0	HOME	1- 1	2- 3	2- 0				
4- 2	0- 0	0- 0	AWAY	0- 2	4- 0	2- 0				
0- 0	0- 0	0- 0	NEUTRAL	0- 0	0- 0	0- 0				

RPI	S	Opponent	Score	RPI	S	Opponent	Score	RPI	S	Opponent	Score	RPI	S	Opponent	Score	Team's RPI: 198
36	A	Syracuse	70 81	78	A	Harvard	53 60	119	H	Yale	71 77	151	A	Binghamton	67 59	
				79	A	Albany (NY)	58 64	151	H	Binghamton	64 69	155	A	Hartford	66 58	
				79	H	Albany (NY)	68 72	155	H	Hartford	68 75	182	H	New Hampshire	50 51	
				81	A	Maine	56 64	184	A	Northwestern	36 68	242	A	Hofstra	73 49	
				81	H	Maine	76 68	253	H	Manhattan	74 59	267	A	Cornell	40 48	
								274	A	Fairleigh Dickinson	56 51	290	H	Vermont	80 57	
								291	H	Central Conn. St.	60 55	323	A	Ga. Southern	68 49	
								326	H	Wagner	69 50	329	A	UMBC	69 44	
								338	H	Iona	63 46	347	A	UMass Lowell	63 60	
								347	H	UMass Lowell	59 50					
LAST 12 Division I GAMES:																
81	H	Maine	76 68	347	H	UMass Lowell	59 50	182	H	New Hampshire	50 51	151	A	Binghamton	67 59	
347	A	UMass Lowell	63 60	151	A	Binghamton	67 59	290	H	Vermont	80 57	79	A	Albany (NY)	68 72	
151	H	Binghamton	64 69	155	H	Hartford	68 75									
155	A	Hartford	66 58													
329	A	UMBC	69 44													
79	A	Albany (NY)	58 64													

Non-Div I Games: Farmingdale St. 76 25

Stony Brook

Average RPI Win:	160	WON-LOST	WINNING	LAST 10	STRENGTH OF	OPP. STRENGTH	TEAM	ADJ.	CONF.	ADJ CONF.
Average RPI Loss:	24	RECORD	PCT. RANK	GAMES	SCHEDULE	OF SCHEDULE	RPI	RPI	RPI	RPI
DIV. I ONLY	18- 7	56	6- 4	59	20	36	36	1	1	
DIV. I NON-CONF.	12- 1	6	0- 0	168	84	34	34	1	1	

TOTALS	RPI 1-25	RPI 26-50	W-L RECORDS	RPI 51-100	RPI 101-999	RPI 201+				
18- 7	1- 4	0- 2	OVERALL	4- 1	13- 0	5- 0				
11- 2	1- 1	0- 0	HOME	2- 1	8- 0	3- 0				
4- 4	0- 2	0- 2	AWAY	2- 0	2- 0	1- 0				
3- 1	0- 1	0- 0	NEUTRAL	0- 0	3- 0	1- 0				
12- 1	0- 1	0- 0	NON-CONFERENCE	3- 0	9- 0	4- 0				
7- 0	0- 0	0- 0	HOME	1- 0	6- 0	3- 0				
2- 0	0- 0	0- 0	AWAY	2- 0	0- 0	0- 0				
3- 1	0- 1	0- 0	NEUTRAL	0- 0	3- 0	1- 0				
6- 6	1- 3	0- 2	CONFERENCE	1- 1	4- 0	1- 0				
4- 2	1- 1	0- 0	HOME	1- 1	2- 0	0- 0				
2- 4	0- 2	0- 2	AWAY	0- 0	2- 0	1- 0				
0- 0	0- 0	0- 0	NEUTRAL	0- 0	0- 0	0- 0				

RPI 1-25				RPI 26-50				Team's RPI: 36				RPI 51-100				RPI 101+			
RPI	S	Opponent	Score	RPI	S	Opponent	Score	RPI	S	Opponent	Score	RPI	S	Opponent	Score	RPI	S	Opponent	Score
2	A	Notre Dame	72 87	28	A	Virginia	63 68	61	H	Drexel	72 62	106	A	Wake Forest	71 61				
3	N	Mississippi St.	65 76	47	A	Miami (FL)	67 72	63	H	Virginia Tech	64 73	130	N	Vanderbilt	84 78				
4	H	Louisville	77 84					68	H	Georgia Tech	88 77	141	H	Clemson	86 51				
5	H	Florida St.	76 69					90	A	UNLV	69 55	155	H	Hartford	75 63				
19	A	NC State	56 60					91	A	George Washington	74 62	167	H	Pittsburgh	70 52				
												184	H	Northwestern	81 74				
												185	N	Wisconsin	77 74				
												198	H	Stony Brook	81 70				
												208	A	Boston College	75 57				
												261	H	Morgan St.	95 68				
												275	N	Coastal Caro.	69 57				
												278	H	Colgate	79 39				
												280	H	UMES	68 45				
LAST 12 Division I GAMES:																			
106	A	Wake Forest	71 61	47	A	Miami (FL)	67 72												
4	H	Louisville	77 84	19	A	NC State	56 60												
63	H	Virginia Tech	64 73	5	H	Florida St.	76 69												
208	A	Boston College	75 57	68	H	Georgia Tech	88 77												
141	H	Clemson	86 51	28	A	Virginia	63 68												
167	H	Pittsburgh	70 52	2	A	Notre Dame	72 87												

Average RPI Win: 159		WON-LOST	WINNING	LAST 10	STRENGTH OF		OPP. STRENGTH	TEAM	ADJ.	CONF.	ADJ CONF.
Average RPI Loss: 55		RECORD	PCT. RANK	GAMES	SCHEDULE		OF SCHEDULE	RPI	RPI	RPI	RPI
DIV. I ONLY		16- 8	78	7- 3	66		48	59	59	4	4
DIV. I NON-CONF.		9- 2	33	0- 0	202		199	80	80	5	5

TOTALS		RPI 1-25		RPI 26-50	W-L RECORDS		RPI 51-100	RPI 101-999		RPI 201+	
16- 8	1- 3			1- 2	OVERALL		3- 1	11- 2		4- 0	
10- 3	1- 0			1- 1	HOME		1- 1	7- 1		3- 0	
4- 5	0- 3			0- 1	AWAY		2- 0	2- 1		0- 0	
2- 0	0- 0			0- 0	NEUTRAL		0- 0	2- 0		1- 0	
9- 2	0- 1			0- 0	NON-CONFERENCE		1- 0	8- 1		3- 0	
6- 1	0- 0			0- 0	HOME		1- 0	5- 1		2- 0	
1- 1	0- 1			0- 0	AWAY		0- 0	1- 0		0- 0	
2- 0	0- 0			0- 0	NEUTRAL		0- 0	2- 0		1- 0	
7- 6	1- 2			1- 2	CONFERENCE		2- 1	3- 1		1- 0	
4- 2	1- 0			1- 1	HOME		0- 1	2- 0		1- 0	
3- 4	0- 2			0- 1	AWAY		2- 0	1- 1		0- 0	
0- 0	0- 0			0- 0	NEUTRAL		0- 0	0- 0		0- 0	

RPI	S	Opponent	Score	RPI	S	Opponent	Score	RPI	S	Opponent	Score	RPI	S	Opponent	Score
6	A	Bayl or	63 83	30	A	Okl ahoma	71 84	51	A	West Vi rgi ni a	76 74	119	H	Yale	72 82
9	A	Texas	65 92	30	H	Okl ahoma	62 58	51	H	West Vi rgi ni a	82 87	120	A	Iowa St.	75 52
9	H	Texas	79 77	44	H	Okl ahoma St.	54 71	84	A	Kansas St.	68 63	150	N	Idaho	86 76
17	A	Texas A&M	58 71					94	H	Al abama	88 67	153	H	Texas St.	82 58
												165	A	Kansas	77 86
												165	H	Kansas	76 66
												190	H	Oral Roberts	72 58
												191	A	SMU	64 58
												197	H	Hampton	90 68
												230	H	Texas Tech	93 72
												277	N	Arizona	68 59
												294	H	Southeastern La.	112 62
												312	H	Northwestern St.	89 51

LAST 12 Di vi si on I GAMES:															
6	A	Bayl or	63 83	165	H	Kansas	76 66								
44	H	Okl ahoma St.	54 71	51	A	West Vi rgi ni a	76 74								
9	A	Texas	65 92	9	H	Texas	79 77								
120	A	Iowa St.	75 52	230	H	Texas Tech	93 72								
30	H	Okl ahoma	62 58	30	A	Okl ahoma	71 84								
84	A	Kansas St.	68 63	165	A	Kansas	77 86								

Non-Di v I Games:

TCU

Average RPI Win: 219

Average RPI Loss: 64

WON-LOST
RECORDWINNING
PCT. RANKLAST 10
GAMESSTRENGTH OF
SCHEDULEOPP. STRENGTH
OF SCHEDULETEAM
RPIADJ.
RPICONF.
RPIADJ CONF.
RPIDIV. I ONLY
DIV. I NON-CONF.10- 14
8- 5218
1111- 9
0- 183
19272
87181
179181
1797
77
7

TOTALS

RPI 1-25

RPI 26-50

W-L RECORDS

RPI 51-100

RPI 101-999

RPI 201+

10- 14

0- 3

0- 5

OVERALL

1- 2

9- 4

4- 0

8- 9

0- 3

0- 3

HOME

1- 2

7- 1

2- 0

2- 5

0- 0

0- 0

AWAY

0- 0

2- 1

2- 0

0- 0

0- 0

0- 0

NEUTRAL

0- 0

0- 0

0- 0

8- 5

0- 2

0- 1

NON-CONFERENCE

1- 1

7- 1

4- 0

6- 5

0- 2

0- 1

HOME

1- 1

5- 1

2- 0

2- 0

0- 0

0- 0

AWAY

0- 0

2- 0

2- 0

0- 0

0- 0

0- 0

NEUTRAL

0- 0

0- 0

0- 0

2- 9

0- 1

0- 4

CONFERENCE

0- 1

2- 3

0- 0

2- 4

0- 1

0- 2

HOME

0- 1

2- 0

0- 0

0- 5

0- 0

0- 2

AWAY

0- 0

0- 3

0- 0

0- 0

0- 0

0- 0

NEUTRAL

0- 0

0- 0

0- 0

RPI 1-25

RPI 26-50

RPI 51-100

RPI 101+

Team's RPI: 181

RPI	S	Opponent	Score
1	H	UConn	57 113
18	H	South Carolina	60 87
23	H	Villanova	65 69

RPI	S	Opponent	Score
26	H	Rutgers	67 84
27	A	South Fla.	60 76
27	H	South Fla.	73 89
40	A	UCF	46 76
40	H	UCF	57 64

RPI	S	Opponent	Score
62	H	Houston	75 99
72	H	Penn	59 74
78	H	Harvard	86 64

RPI	S	Opponent	Score
102	A	Tulane	65 69
131	H	Ole Miss	48 64
135	A	Cincinnati	72 80
163	H	Saint Joseph's	69 66
168	H	Marist	83 77
170	H	Tulsa	76 75
191	A	SMU	56 60
191	H	SMU	55 52
197	H	Hampton	65 56
231	A	La Salle	69 52
326	H	Wagner	70 36
330	H	Delaware St.	96 72
338	A	Iona	59 54

LAST 12 Division I GAMES:

40	H	UCF	57 64	1	H	UConn	57 113
102	A	Tulane	65 69	62	H	Houston	75 99
170	H	Tulsa	76 75	135	A	Cincinnati	72 80
191	A	SMU	56 60	27	H	South Fla.	73 89
27	A	South Fla.	60 76	191	H	SMU	55 52
72	H	Penn	59 74	40	A	UCF	46 76

Non-Div I Games:

Temple

■ Loss,
 ■ Non-Conf,
 ■ S Site,
 ■ Home
 ■ Away
 N Neutral

T
e
n
n
e
s
s
e
e

Tennessee					Through Games Of Feb. 13, 2018						
Average RPI	Win:	104	WON-LOST	WINNING	LAST 10	STRENGTH OF	OPP. STRENGTH	TEAM	ADJ.	CONF.	ADJ CONF.
Average RPI	Loss:	12	RECORD	PCT. RANK	GAMES	SCHEDULE	OF SCHEDULE	RPI	RPI	RPI	RPI
DIV. I ONLY		21- 4	13	6- 4	13	5	7	7	2	2	
DIV. I NON-CONF.		12- 1	6	0- 1	16	30	3	3	2	2	

TOTALS		RPI 1-25		RPI 26-50	W-L RECORDS		RPI 51-100	RPI 101-999		RPI 201+	
21- 4		5- 4		2- 0	OVERALL		5- 0	9- 0		2- 0	
12- 1		3- 1		0- 0	HOME		2- 0	7- 0		1- 0	
6- 3		2- 3		0- 0	AWAY		2- 0	2- 0		1- 0	
3- 0		0- 0		2- 0	NEUTRAL		1- 0	0- 0		0- 0	
12- 1		2- 1		2- 0	NON-CONFERENCE		2- 0	6- 0		2- 0	
7- 0		1- 0		0- 0	HOME		1- 0	5- 0		1- 0	
2- 1		1- 1		0- 0	AWAY		0- 0	1- 0		1- 0	
3- 0		0- 0		2- 0	NEUTRAL		1- 0	0- 0		0- 0	
9- 3		3- 3		0- 0	CONFERENCE		3- 0	3- 0		0- 0	
5- 1		2- 1		0- 0	HOME		1- 0	2- 0		0- 0	
4- 2		1- 2		0- 0	AWAY		2- 0	1- 0		0- 0	
0- 0		0- 0		0- 0	NEUTRAL		0- 0	0- 0		0- 0	

RPI 1-25				Team's RPI: 7				RPI 26-50				RPI 51-100				RPI 101+			
RPI	S	Opponent	Score	RPI	S	Opponent	Score	RPI	S	Opponent	Score	RPI	S	Opponent	Score	RPI	S	Opponent	Score
2	A	Notre Dame	70 84	32	N	Marquette	101 99	74	N	South Dakota	69 49	122	H	ETSU	87 49				
3	H	Mississippi St.	52 71	44	N	Oklahoma St.	79 69	76	H	James Madison	89 60	128	H	Central Ark.	77 34				
9	H	Texas	82 75					96	H	Auburn	70 59	130	A	Vanderbilt	74 64				
14	A	Stanford	83 71					97	A	Kentucky	63 49	130	H	Vanderbilt	86 73				
17	A	Texas A&M	76 79					98	A	Arkansas	90 85	131	H	Ole Miss	75 66				
17	H	Texas A&M	82 67									156	H	Wichita St.	68 56				
18	A	South Carolina	86 70									166	H	Troy	131 69				
22	H	Georgia	62 46									300	H	Alabama St.	104 51				
25	A	LSU	59 70									325	A	Long Beach St.	90 61				
LAST 12 Division I GAMES:																			
22	H	Georgia	62 46	3	H	Mississippi St.	52 71												
98	A	Arkansas	90 85	2	A	Notre Dame	70 84												
130	A	Vanderbilt	74 64	18	A	South Carolina	86 70												
17	H	Texas A&M	82 67	17	A	Texas A&M	76 79												
25	A	LSU	59 70	130	H	Vanderbilt	86 73												
131	H	Ole Miss	75 66	96	H	Auburn	70 59												

T
e
n
n
e
s
s
e
e

Non-Div I Games:

Tennessee

Average RPI Win:	303	WON-LOST	WINNING	LAST 10	STRENGTH OF	OPP. STRENGTH	TEAM	ADJ.	CONF.	ADJ CONF.
Average RPI Loss:	196	RECORD	PCT. RANK	GAMES	SCHEDULE	OF SCHEDULE	RPI	RPI	RPI	RPI
DIV. I ONLY	4- 18	312	2- 8	264	310	333	333	25	25	
DIV. I NON-CONF.	1- 7	310	0- 0	180	291	328	328	27	27	

TOTALS	RPI 1-25	RPI 26-50	W-L RECORDS	RPI 51-100	RPI 101-999	RPI 201+				
4- 18	0- 1	0- 1	OVERALL	0- 1	4- 15	4- 9				
3- 9	0- 0	0- 1	HOME	0- 1	3- 7	3- 5				
1- 9	0- 1	0- 0	AWAY	0- 0	1- 8	1- 4				
0- 0	0- 0	0- 0	NEUTRAL	0- 0	0- 0	0- 0				
1- 7	0- 1	0- 1	NON-CONFERENCE	0- 0	1- 5	1- 2				
1- 4	0- 0	0- 1	HOME	0- 0	1- 3	1- 2				
0- 3	0- 1	0- 0	AWAY	0- 0	0- 2	0- 0				
0- 0	0- 0	0- 0	NEUTRAL	0- 0	0- 0	0- 0				
3- 11	0- 0	0- 0	CONFERENCE	0- 1	3- 10	3- 7				
2- 5	0- 0	0- 0	HOME	0- 1	2- 4	2- 3				
1- 6	0- 0	0- 0	AWAY	0- 0	1- 6	1- 4				
0- 0	0- 0	0- 0	NEUTRAL	0- 0	0- 0	0- 0				

RPI 1-25				RPI 26-50				RPI 51-100				RPI 101+ Team's RPI: 333			
RPI	S	Opponent	Score	RPI	S	Opponent	Score	RPI	S	Opponent	Score	RPI	S	Opponent	Score
4	A	Louisville	56 95	41	H	Ball St.	65 85	73	H	Belmont	70 87	140	A	SIUE	63 74
												140	H	SIUE	76 88
												166	H	Troy	66 95
												187	A	Arkansas St.	62 68
												195	A	Memphis	75 79
												196	A	UT Martin	68 80
												210	A	Jacksonville St.	61 62
												210	H	Jacksonville St.	56 75
												215	A	Morehead St.	81 97
												226	A	Southeast Mo. St.	66 71
												238	H	Austin Peay	59 75
												262	H	Lipscomb	71 64
												295	H	Murray St.	73 85
												299	H	Tennessee Tech	76 66
												304	A	Eastern Ky.	59 58
												314	H	Alabama A&M	75 77
												334	H	Marshall	65 71
												346	A	Eastern Ill.	59 66
												346	H	Eastern Ill.	86 68

LAST 12 Division I GAMES:															
210	A	Jacksonville St.	61 62	295	H	Murray St.	73 85								
73	H	Belmont	70 87	238	H	Austin Peay	59 75								
304	A	Eastern Ky.	59 58	140	A	SIUE	63 74								
215	A	Morehead St.	81 97	346	A	Eastern Ill.	59 66								
346	H	Eastern Ill.	86 68	299	H	Tennessee Tech	76 66								
140	H	SIUE	76 88	210	H	Jacksonville St.	56 75								

Non-Div I Games:

Fisk

93 48

Tennessee St.

Average RPI Win:	284	WON-LOST	WINNING	LAST 10	STRENGTH OF	OPP. STRENGTH	TEAM	ADJ.	CONF.	ADJ CONF.
Average RPI Loss:	174	RECORD	PCT. RANK	GAMES	SCHEDULE	OF SCHEDULE	RPI	RPI	RPI	RPI
DIV. I ONLY	4- 19	317	3- 7	159	307	299	299	25	25	
DIV. I NON-CONF.	1- 8	313	0- 0	95	196	286	286	27	27	

TOTALS	RPI 1-25	RPI 26-50	W-L RECORDS	RPI 51-100	RPI 101-999	RPI 201+				
4- 19	0- 1	0- 0	OVERALL	0- 5	4- 13	4- 8				
2- 9	0- 0	0- 0	HOME	0- 2	2- 7	2- 5				
2- 10	0- 1	0- 0	AWAY	0- 3	2- 6	2- 3				
0- 0	0- 0	0- 0	NEUTRAL	0- 0	0- 0	0- 0				
1- 8	0- 1	0- 0	NON-CONFERENCE	0- 3	1- 4	1- 1				
1- 3	0- 0	0- 0	HOME	0- 1	1- 2	1- 1				
0- 5	0- 1	0- 0	AWAY	0- 2	0- 2	0- 0				
0- 0	0- 0	0- 0	NEUTRAL	0- 0	0- 0	0- 0				
3- 11	0- 0	0- 0	CONFERENCE	0- 2	3- 9	3- 7				
1- 6	0- 0	0- 0	HOME	0- 1	1- 5	1- 4				
2- 5	0- 0	0- 0	AWAY	0- 1	2- 4	2- 3				
0- 0	0- 0	0- 0	NEUTRAL	0- 0	0- 0	0- 0				

RPI 1-25				RPI 26-50				RPI 51-100				RPI 101+ Team's RPI: 299			
RPI	S	Opponent	Score	RPI	S	Opponent	Score	RPI	S	Opponent	Score	RPI	S	Opponent	Score
22	A	Georgia	48 56					69	H	IUPUI	54 68	118	A	Middle Tenn.	44 58
								73	A	Belmont	59 78	122	A	ETSU	55 74
								73	H	Belmont	60 68	137	H	Radford	41 60
								97	A	Kentucky	54 82	140	A	SIUE	58 65
								100	A	Wright St.	59 82	196	H	UT Martin	51 67
												210	A	Jacksonville St.	60 58
												215	A	Morehead St.	51 53
												215	H	Morehead St.	67 74
												226	H	Southeast Mo. St.	66 70
												238	H	Austin Peay	63 59
												262	H	Lipscomb	57 61
												295	H	Murray St.	63 72
												304	A	Eastern Ky.	53 55
												304	H	Eastern Ky.	68 76
												333	A	Tennessee St.	66 76
												341	H	Winthrop	70 41
												346	A	Eastern Ill.	60 57
LAST 12 Division I GAMES:															
				73	H	Belmont	60 68			215	A	Morehead St.	51 53		
				210	A	Jacksonville St.	60 58			304	A	Eastern Ky.	53 55		
				346	A	Eastern Ill.	60 57			295	H	Murray St.	63 72		
				140	A	SIUE	58 65			238	H	Austin Peay	63 59		
				196	H	UT Martin	51 67			333	A	Tennessee St.	66 76		
				226	H	Southeast Mo. St.	66 70			73	A	Belmont	59 78		

Non-Div I Games: Cumberland (TN) 83 52 Tenn. Wesleyan 84 66

Tennessee Tech

Average RPI Win:	126	WON-LOST	WINNING	LAST 10	STRENGTH OF	OPP. STRENGTH	TEAM	ADJ.	CONF.	ADJ CONF.
Average RPI Loss:	18	RECORD	PCT. RANK	GAMES	SCHEDULE	OF SCHEDULE	RPI	RPI	RPI	RPI
DIV. I ONLY	20- 4	18	7- 3	18	16	9	9	4	4	
DIV. I NON-CONF.	9- 2	33	0- 1	38	16	18	18	5	5	

TOTALS	RPI 1-25	RPI 26-50	W-L RECORDS	RPI 51-100	RPI 101-999	RPI 201+				
20- 4	3- 3	2- 0	OVERALL	5- 1	10- 0	4- 0				
12- 1	1- 1	1- 0	HOME	3- 0	7- 0	3- 0				
6- 3	1- 2	1- 0	AWAY	2- 1	2- 0	1- 0				
2- 0	1- 0	0- 0	NEUTRAL	0- 0	1- 0	0- 0				
9- 2	3- 2	0- 0	NON-CONFERENCE	0- 0	6- 0	3- 0				
6- 1	1- 1	0- 0	HOME	0- 0	5- 0	3- 0				
1- 1	1- 1	0- 0	AWAY	0- 0	0- 0	0- 0				
2- 0	1- 0	0- 0	NEUTRAL	0- 0	1- 0	0- 0				
11- 2	0- 1	2- 0	CONFERENCE	5- 1	4- 0	1- 0				
6- 0	0- 0	1- 0	HOME	3- 0	2- 0	0- 0				
5- 2	0- 1	1- 0	AWAY	2- 1	2- 0	1- 0				
0- 0	0- 0	0- 0	NEUTRAL	0- 0	0- 0	0- 0				

RPI 1-25				Team's RPI : 9				RPI 26-50				RPI 51-100				RPI 101+			
RPI	S	Opponent	Score	RPI	S	Opponent	Score	RPI	S	Opponent	Score	RPI	S	Opponent	Score	RPI	S	Opponent	Score
1	H	UConn	71 75	30	A	Oklahoma	88 78	51	A	West Virginia	73 55	120	H	Iowa St.	87 55				
5	H	Florida St.	87 72	44	H	Oklahoma St.	84 79	51	H	West Virginia	79 58	157	H	Louisiana Tech	88 54				
6	A	Baylor	56 81					59	A	TCU	77 79	165	A	Kansas	55 41				
7	A	Tennessee	75 82					59	H	TCU	92 65	165	H	Kansas	79 62				
22	A	Georgia	81 53					84	A	Kansas St.	75 64	173	N	Washington	92 68				
25	N	LSU	75 66					84	H	Kansas St.	76 54	178	H	Stetson	95 59				

Average RPI Win:	120	WON-LOST	WINNING	LAST 10	STRENGTH OF	OPP. STRENGTH	TEAM	ADJ.	CONF.	ADJ CONF.
Average RPI Loss:	21	RECORD	PCT. RANK	GAMES	SCHEDULE	OF SCHEDULE	RPI	RPI	RPI	RPI
DIV. I ONLY	19- 7	52	7- 3	8	44	17	17	2	2	
DIV. I NON-CONF.	11- 3	45	0- 0	14	96	27	27	2	2	

TOTALS	RPI 1-25	RPI 26-50	W-L RECORDS	RPI 51-100	RPI 101-999	RPI 201+				
19- 7	2- 6	1- 0	OVERALL	7- 1	9- 0	3- 0				
13- 3	2- 2	0- 0	HOME	5- 1	6- 0	1- 0				
5- 3	0- 3	1- 0	AWAY	2- 0	2- 0	1- 0				
1- 1	0- 1	0- 0	NEUTRAL	0- 0	1- 0	1- 0				
11- 3	0- 2	1- 0	NON-CONFERENCE	3- 1	7- 0	3- 0				
8- 2	0- 1	0- 0	HOME	3- 1	5- 0	1- 0				
2- 0	0- 0	1- 0	AWAY	0- 0	1- 0	1- 0				
1- 1	0- 1	0- 0	NEUTRAL	0- 0	1- 0	1- 0				
8- 4	2- 4	0- 0	CONFERENCE	4- 0	2- 0	0- 0				
5- 1	2- 1	0- 0	HOME	2- 0	1- 0	0- 0				
3- 3	0- 3	0- 0	AWAY	2- 0	1- 0	0- 0				
0- 0	0- 0	0- 0	NEUTRAL	0- 0	0- 0	0- 0				

RPI	S	Opponent	Score	RPI	S	Opponent	Score	RPI	S	Opponent	Score	RPI	S	Opponent	Score
7	A	Tennessee	67 82	50	A	Southern Cal i forni a	75 74	51	H	West Virginia	56 70	114	H	Little Rock	66 49
7	H	Tennessee	79 76					59	H	TCU	71 58	128	H	Central Ark.	72 61
11	H	Oregon	68 83					62	H	Houston	83 65	130	A	Vanderbil t	91 67
11	N	Oregon	62 84					94	A	Al abama	73 54	131	H	Ole Mi ss	83 54
18	A	South Caroli na	59 61					95	H	Ri ce	82 76	159	H	Loui si ana	83 62
22	H	Georgi a	84 92					96	A	Auburn	82 73	191	H	SMU	79 57
25	A	LSU	78 80					96	H	Auburn	78 59	230	A	Texas Tech	90 56
25	H	LSU	69 59					97	H	Kentucky	74 70	252	N	Hawai i	103 59
												263	H	Prai ri e View	98 70
LAST 12 Di vi si on I GAMES:															
25	A	LSU	78 80	94	A	Al abama	73 54								
131	H	Ole Mi ss	83 54	22	H	Georgi a	84 92								
96	H	Auburn	78 59	7	H	Tennessee	79 76								
7	A	Tennessee	67 82	96	A	Auburn	82 73								
130	A	Vanderbil t	91 67	97	H	Kentucky	74 70								
25	H	LSU	69 59	18	A	South Caroli na	59 61								

Non-Di v I Games:

Texas A&M

Average RPI Win: 297

Average RPI Loss: 181

WON-LOST
RECORDWINNING
PCT. RANKLAST 10
GAMESSTRENGTH OF
SCHEDULEOPP. STRENGTH
OF SCHEDULETEAM
RPIADJ.
RPICONF.
RPIADJ CONF.
RPIDIV. I ONLY
DIV. I NON-CONF.12- 9
3- 6136
2392- 1
0- 0336
312334
154233
261233
26132
3232
32

TOTALS

RPI 1-25

RPI 26-50

W-L RECORDS

RPI 51-100

RPI 101-999

RPI 201+

12- 9

0- 0

0- 0

OVERALL

0- 0

12- 9

12- 3

5- 3

0- 0

0- 0

HOME

0- 0

5- 3

5- 1

5- 6

0- 0

0- 0

AWAY

0- 0

5- 6

5- 2

2- 0

0- 0

0- 0

NEUTRAL

0- 0

2- 0

2- 0

3- 6

0- 0

0- 0

NON-CONFERENCE

0- 0

3- 6

3- 1

0- 1

0- 0

0- 0

HOME

0- 0

0- 1

0- 0

1- 5

0- 0

0- 0

AWAY

0- 0

1- 5

1- 1

2- 0

0- 0

0- 0

NEUTRAL

0- 0

2- 0

2- 0

9- 3

0- 0

0- 0

CONFERENCE

0- 0

9- 3

9- 2

5- 2

0- 0

0- 0

HOME

0- 0

5- 2

5- 1

4- 1

0- 0

0- 0

AWAY

0- 0

4- 1

4- 1

0- 0

0- 0

0- 0

NEUTRAL

0- 0

0- 0

0- 0

RPI 1-25

RPI 26-50

RPI 51-100

RPI 101+

Team's RPI: 233

RPI S Opponent Score

RPI S Opponent Score

RPI S Opponent Score

RPI S Opponent Score

106 A Wake Forest 56 73

131 A Ole Miss 58 73

136 A UTEP 55 65

153 H Texas St. 56 70

165 A Kansas 37 72

183 H Southern U. 57 67

227 A New Orleans 69 72

236 A Grambling 73 63

236 H Grambling 66 56

241 N New Mexico St. 66 50

263 A Prairie View 48 65

263 H Prairie View 56 61

300 A Alabama St. 71 39

301 H Alcorn 91 57

309 A Jackson St. 77 74

309 H Jackson St. 71 66

312 N Northwestern St. 56 43

314 A Alabama A&M 55 49

331 A Sam Houston St. 77 58

336 H Mississippi Val. 55 39

339 H Ark. -Pine Bluff 58 52

LAST 12 Division I GAMES:

236 H Grambling 66 56 336 H Mississippi Val. 55 39

309 H Jackson St. 71 66 236 A Grambling 73 63

263 A Prairie View 48 65 309 A Jackson St. 77 74

300 A Alabama St. 71 39 263 H Prairie View 56 61

314 A Alabama A&M 55 49 301 H Alcorn 91 57

339 H Ark. -Pine Bluff 58 52 183 H Southern U. 57 67

Non-Div I Games: Wiley

74 36

Paul Quinn

85 59

Texas Southern

Loss, Non-Conf, S Site, H Home A Away N Neutral

Average RPI Win: 255

Average RPI Loss: 143

WON-LOST
RECORDWINNING
PCT. RANKLAST 10
GAMESSTRENGTH OF
SCHEDULEOPP. STRENGTH
OF SCHEDULETEAM
RPIADJ.
RPICONF.
RPIADJ CONF.
RPIDIV. I ONLY
DIV. I NON-CONF.16- 8
7- 478
1027- 3
0- 0298
270244
250153
143153
14323
2323
23

TOTALS

RPI 1-25

RPI 26-50

W-L RECORDS

RPI 51-100

RPI 101-999

RPI 201+

16- 8

0- 0

0- 0

OVERALL

0- 2

16- 6

12- 1

8- 2

0- 0

0- 0

HOME

0- 1

8- 1

5- 0

8- 5

0- 0

0- 0

AWAY

0- 0

8- 0

7- 0

0- 1

0- 0

0- 0

NEUTRAL

0- 0

0- 1

0- 0

7- 4

0- 0

0- 0

NON-CONFERENCE

0- 2

7- 2

6- 0

3- 1

0- 0

0- 0

HOME

0- 1

3- 0

2- 0

4- 2

0- 0

0- 0

AWAY

0- 1

4- 1

4- 0

0- 1

0- 0

0- 0

NEUTRAL

0- 0

0- 1

0- 0

9- 4

0- 0

0- 0

CONFERENCE

0- 0

9- 4

6- 1

5- 1

0- 0

0- 0

HOME

0- 0

5- 1

3- 0

4- 3

0- 0

0- 0

AWAY

0- 0

4- 3

3- 1

0- 0

0- 0

0- 0

NEUTRAL

0- 0

0- 0

0- 0

RPI 1-25

RPI 26-50

RPI 51-100

RPI 101+

Team's RPI: 153

RPI S Opponent Score

RPI S Opponent Score

RPI S Opponent Score

RPI S Opponent Score

59 A TCU 58 82
62 H Houston 67 72

114	A	Little Rock	48	63
121	H	South Ala.	78	63
123	N	Bethune-Cookman	56	62
146	H	Fresno St.	76	59
159	H	Louisiana	58	65
166	H	Troy	83	75
176	A	UT Arlington	59	61
178	A	Stetson	54	61
187	A	Arkansas St.	67	55
230	A	Texas Tech	87	70
233	A	Texas Southern	70	56
263	H	Prairie View	84	57
271	A	Appalachian St.	69	54
271	H	Appalachian St.	92	50
275	A	Coastal Caro.	64	65
275	H	Coastal Caro.	78	69
296	H	UTSA	91	38
315	A	Incarnate Word	74	33
320	A	Georgia St.	83	63
323	A	Ga. Southern	81	56
331	A	Sam Houston St.	73	41
337	H	La. -Monroe	86	52

LAST 12 Division I GAMES:

176	A	UT Arlington	59	61	337	H	La. -Monroe	86	52
271	H	Appalachian St.	92	50	114	A	Little Rock	48	63
275	H	Coastal Caro.	78	69	187	A	Arkansas St.	67	55
320	A	Georgia St.	83	63	166	H	Troy	83	75
323	A	Ga. Southern	81	56	121	H	South Ala.	78	63
159	H	Louisiana	58	65	275	A	Coastal Caro.	64	65

T
e
x
a
s
S
t
.T
e
x
a
s
S
t
.

Non-Div I Games:

Texas St.

■ Loss,
 ■ Non-Conf, S Site,
 ■ Home
 ■ Away
 N Neutral

Average RPI Win:	299	WON-LOST	WINNING	LAST 10	STRENGTH OF	OPP. STRENGTH	TEAM	ADJ.	CONF.	ADJ CONF.
Average RPI Loss:	60	RECORD	PCT. RANK	GAMES	SCHEDULE	OF SCHEDULE	RPI	RPI	RPI	RPI
DIV. I ONLY	7- 17	279	1- 9	74	84	230	230	4	4	
DIV. I NON-CONF.	6- 5	153	0- 0	283	289	265	265	5	5	

TOTALS	RPI 1-25	RPI 26-50	W-L RECORDS	RPI 51-100	RPI 101-999	RPI 201+				
7- 17	0- 5	0- 3	OVERALL	0- 6	7- 3	6- 0				
6- 10	0- 4	0- 2	HOME	0- 1	6- 3	6- 0				
1- 7	0- 1	0- 1	AWAY	0- 5	1- 0	0- 0				
0- 0	0- 0	0- 0	NEUTRAL	0- 0	0- 0	0- 0				
6- 5	0- 2	0- 0	NON-CONFERENCE	0- 2	6- 1	6- 0				
6- 3	0- 2	0- 0	HOME	0- 0	6- 1	6- 0				
0- 2	0- 0	0- 0	AWAY	0- 2	0- 0	0- 0				
0- 0	0- 0	0- 0	NEUTRAL	0- 0	0- 0	0- 0				
1- 12	0- 3	0- 3	CONFERENCE	0- 4	1- 2	0- 0				
0- 7	0- 2	0- 2	HOME	0- 1	0- 2	0- 0				
1- 5	0- 1	0- 1	AWAY	0- 3	1- 0	0- 0				
0- 0	0- 0	0- 0	NEUTRAL	0- 0	0- 0	0- 0				

RPI 1-25				RPI 26-50				RPI 51-100				RPI 101+				Team's RPI: 230
RPI	S	Opponent	Score	RPI	S	Opponent	Score	RPI	S	Opponent	Score	RPI	S	Opponent	Score	
6	A	Bayl or	49 97	30	H	Okl ahoma	52 73	51	A	West Vi rgi ni a	52 82	120	H	Iowa St.	54 66	
6	H	Bayl or	44 90	44	A	Okl ahoma St.	62 80	51	H	West Vi rgi ni a	60 74	153	H	Texas St.	70 87	
9	H	Texas	39 90	44	H	Okl ahoma St.	57 98	59	A	TCU	72 93	165	A	Kansas	68 56	
17	H	Texas A&M	56 90					62	A	Houston	75 79	165	H	Kansas	47 60	
25	H	LSU	40 48					84	A	Kansas St.	69 83	263	H	Prai ri e Vi ew	89 60	
								86	A	New Mexi co	56 90	315	H	Incarnate Word	80 54	
												319	H	UTRGV	80 64	
												339	H	Ark. -Pi ne Bl uff	74 47	
												344	H	Fl ori da A&M	82 63	
												347	H	UMass Lowel l	93 65	

LAST 12 Di vi si on I GAMES:																
51	H	West Vi rgi ni a	60 74	165	A	Kansas	68 56									
84	A	Kansas St.	69 83	120	H	Iowa St.	54 66									
6	H	Bayl or	44 90	30	H	Okl ahoma	52 73									
44	A	Okl ahoma St.	62 80	59	A	TCU	72 93									
51	A	West Vi rgi ni a	52 82	165	H	Kansas	47 60									
9	H	Texas	39 90	6	A	Bayl or	49 97									

Non-Di v I Games:

Texas Tech

Average RPI Win:	159	WON-LOST	WINNING	LAST 10	STRENGTH OF	OPP. STRENGTH	TEAM	ADJ.	CONF.	ADJ CONF.
Average RPI Loss:	73	RECORD	PCT. RANK	GAMES	SCHEDULE	OF SCHEDULE	RPI	RPI	RPI	RPI
DIV. I ONLY	15- 10	117	1- 4	44	92	64	64	8	8	
DIV. I NON-CONF.	9- 3	61	1- 1	65	162	35	35	8	8	

TOTALS	RPI 1-25	RPI 26-50	W-L RECORDS	RPI 51-100	RPI 101-999	RPI 201+				
15- 10	0- 3	2- 2	OVERALL	2- 3	11- 2	5- 1				
9- 2	0- 1	2- 0	HOME	2- 0	5- 1	1- 0				
5- 7	0- 2	0- 1	AWAY	0- 3	5- 1	4- 1				
1- 1	0- 0	0- 1	NEUTRAL	0- 0	1- 0	0- 0				
9- 3	0- 1	1- 1	NON-CONFERENCE	1- 1	7- 0	3- 0				
5- 0	0- 0	1- 0	HOME	1- 0	3- 0	0- 0				
3- 2	0- 1	0- 0	AWAY	0- 1	3- 0	3- 0				
1- 1	0- 0	0- 1	NEUTRAL	0- 0	1- 0	0- 0				
6- 7	0- 2	1- 1	CONFERENCE	1- 2	4- 2	2- 1				
4- 2	0- 1	1- 0	HOME	1- 0	2- 1	1- 0				
2- 5	0- 1	0- 1	AWAY	0- 2	2- 1	1- 1				
0- 0	0- 0	0- 0	NEUTRAL	0- 0	0- 0	0- 0				

RPI 1-25				RPI 26-50				RPI 51-100				Team's RPI: 64				RPI 101+			
RPI	S	Opponent	Score	RPI	S	Opponent	Score	RPI	S	Opponent	Score	RPI	S	Opponent	Score	RPI	S	Opponent	Score
4	A	Louisville	55 90	29	A	Central Mich.	47 85	67	A	Duquesne	54 73	108	A	Western Mich.	78 73				
20	A	Buffalo	69 87	39	H	Dayton	68 50	75	A	Ohio	61 78	112	H	Saint Francis (PA)	74 66				
20	H	Buffalo	73 84	41	H	Ball St.	72 66	75	H	Ohio	75 57	124	H	Northern Ill.	63 60				
				48	N	Western Ky.	56 70	81	H	Maine	65 64	129	H	Cleveland St.	65 56				
								92	A	Miami (OH)	58 67	149	H	Kent St.	55 62				
												159	H	Louisiana	79 55				
												183	N	Southern U.	81 76				
												205	A	Bowling Green	77 67				
												212	H	Akron	60 54				
												222	A	Eastern Mich.	57 70				
												256	A	St. Bonaventure	58 39				
												317	A	Detroit Mercy	81 64				
												338	A	Iona	74 57				

LAST 12 Division I GAMES:																			
159	H	Louisiana	79 55	205	A	Bowling Green	77 67												
4	A	Louisville	55 90	149	H	Kent St.	55 62												
29	A	Central Mich.	47 85	20	A	Buffalo	69 87												
92	A	Miami (OH)	58 67	41	H	Ball St.	72 66												
20	H	Buffalo	73 84	124	H	Northern Ill.	63 60												
108	A	Western Mich.	78 73	75	H	Ohio	75 57												

Non-Div I Games:

Toledo

T
o
w
s
o
n

Towson				Through Games Of Feb. 13, 2018							
Average RPI	Win:	256	WON-LOST	WINNING	LAST 10	STRENGTH OF	OPP. STRENGTH	TEAM	ADJ.	CONF.	ADJ CONF.
Average RPI	Loss:	142	RECORD	PCT. RANK	GAMES	SCHEDULE	OF SCHEDULE	RPI	RPI	RPI	RPI
DIV. I ONLY			9- 15	246	4- 6	260	164	260	260	10	10
DIV. I NON-CONF.			5- 6	187	0- 0	339	252	298	298	12	12

TOTALS		RPI 1-25		RPI 26-50		W-L RECORDS		RPI 51-100	RPI 101-999	RPI 201+	
9- 15		0- 0		0- 0		OVERALL		0- 6	9- 9	7- 3	
5- 7		0- 0		0- 0		HOME		0- 3	5- 4	4- 2	
3- 7		0- 0		0- 0		AWAY		0- 3	3- 4	2- 1	
1- 1		0- 0		0- 0		NEUTRAL		0- 0	1- 1	1- 0	
5- 6		0- 0		0- 0		NON-CONFERENCE		0- 1	5- 5	4- 2	
3- 2		0- 0		0- 0		HOME		0- 1	3- 1	2- 1	
1- 3		0- 0		0- 0		AWAY		0- 0	1- 3	1- 1	
1- 1		0- 0		0- 0		NEUTRAL		0- 0	1- 1	1- 0	
4- 9		0- 0		0- 0		CONFERENCE		0- 5	4- 4	3- 1	
2- 5		0- 0		0- 0		HOME		0- 2	2- 3	2- 1	
2- 4		0- 0		0- 0		AWAY		0- 3	2- 1	1- 0	
0- 0		0- 0		0- 0		NEUTRAL		0- 0	0- 0	0- 0	

T
o
w
s
o
n

RPI 1-25				RPI 26-50				RPI 51-100				RPI 101+ Team's RPI: 260			
RPI	S	Opponent	Score	RPI	S	Opponent	Score	RPI	S	Opponent	Score	RPI	S	Opponent	Score
								60	A	El on	61 84	116	A	Del aware	49 51
								60	H	El on	45 71	134	A	William & Mary	67 66
								61	A	Drexel	53 78	134	H	William & Mary	63 75
								76	A	James Madi son	45 69	137	N	Radford	66 69
								76	H	James Madi son	55 64	138	H	Northeastern	61 70
								91	H	George Washi ngton	43 66	163	H	Saint Joseph' s	90 66
												167	A	Pi ttsburgh	63 81
												201	A	Norfol k St.	76 86
												231	A	Loyol a Maryl and	76 67
												242	H	Hofstra	73 72
												254	A	Col . of Charl eston	83 58
												254	H	Col . of Charl eston	67 80
												278	H	Col gate	61 65
												282	H	UNCW	72 71
												285	A	Massachusetts	49 72
												326	H	Wagner	64 42
												329	H	UMBC	95 64
												339	N	Ark. -Pine Bluff	70 44

LAST 12 Di vi si on I GAMES:															
				76	H	James Madi son	55 64	60	A	El on	61 84				
				242	H	Hofstra	73 72	116	A	Del aware	49 51				
				134	H	William & Mary	63 75	282	H	UNCW	72 71				
				61	A	Drexel	53 78	134	A	William & Mary	67 66				
				60	H	El on	45 71	76	A	James Madi son	45 69				
				254	A	Col . of Charl eston	83 58	254	H	Col . of Charl eston	67 80				

Non-Di v I Games:

Towson

Average RPI Win:	232	WON-LOST	WINNING	LAST 10	STRENGTH OF	OPP. STRENGTH	TEAM	ADJ.	CONF.	ADJ CONF.
Average RPI Loss:	141	RECORD	PCT. RANK	GAMES	SCHEDULE	OF SCHEDULE	RPI	RPI	RPI	RPI
DIV. I ONLY	11- 10	158	6- 4	232	172	166	166	23	23	
DIV. I NON-CONF.	3- 6	239	0- 0	209	58	191	191	23	23	

TOTALS	RPI 1-25	RPI 26-50	W-L RECORDS	RPI 51-100	RPI 101-999	RPI 201+				
11- 10	0- 1	0- 0	OVERALL	1- 0	10- 9	6- 1				
7- 1	0- 0	0- 0	HOME	1- 0	6- 1	3- 1				
4- 8	0- 1	0- 0	AWAY	0- 0	4- 7	3- 0				
0- 1	0- 0	0- 0	NEUTRAL	0- 0	0- 1	0- 0				
3- 6	0- 1	0- 0	NON-CONFERENCE	1- 0	2- 5	2- 0				
1- 0	0- 0	0- 0	HOME	1- 0	0- 0	0- 0				
2- 5	0- 1	0- 0	AWAY	0- 0	2- 4	2- 0				
0- 1	0- 0	0- 0	NEUTRAL	0- 0	0- 1	0- 0				
8- 4	0- 0	0- 0	CONFERENCE	0- 0	8- 4	4- 1				
6- 1	0- 0	0- 0	HOME	0- 0	6- 1	3- 1				
2- 3	0- 0	0- 0	AWAY	0- 0	2- 3	1- 0				
0- 0	0- 0	0- 0	NEUTRAL	0- 0	0- 0	0- 0				

RPI 1-25				RPI 26-50				RPI 51-100				RPI 101+				Team's RPI: 166
RPI	S	Opponent	Score	RPI	S	Opponent	Score	RPI	S	Opponent	Score	RPI	S	Opponent	Score	
7	A	Tennessee	69 131					89	H	Jacksonville	89 88	102	A	Tulane	75 106	
												114	H	Little Rock	76 70	
												118	A	Middle Tenn.	57 73	
												121	A	South Ala.	68 79	
												121	H	South Ala.	82 71	
												131	A	Ole Miss	93 96	
												153	A	Texas St.	75 83	
												159	A	Louisiana	62 55	
												161	A	Samford	73 80	
												161	N	Samford	76 82	
												176	A	UT Arlington	57 76	
												187	H	Arkansas St.	95 78	
												271	H	Appalachian St.	81 74	
												275	H	Coastal Caro.	92 97	
												300	A	Alabama St.	93 63	
												320	H	Georgia St.	90 86	
												323	H	Ga. Southern	88 47	
												333	A	Tennessee St.	95 66	
												337	A	La.-Monroe	86 79	

LAST 12 Division I GAMES:																
114	H	Little Rock	76 70	271	H	Appalachian St.	81 74									
187	H	Arkansas St.	95 78	121	A	South Ala.	68 79									
121	H	South Ala.	82 71	153	A	Texas St.	75 83									
159	A	Louisiana	62 55	176	A	UT Arlington	57 76									
337	A	La.-Monroe	86 79	320	H	Georgia St.	90 86									
275	H	Coastal Caro.	92 97	323	H	Ga. Southern	88 47									

Non-Div I Games: Montevallo 130 50 Stillman 89 62

Troy

T
u
l
a
n
e

Tulane				Through Games Of Feb. 13, 2018							
Average RPI	Win:	175	WON-LOST	WINNING	LAST 10	STRENGTH OF	OPP. STRENGTH	TEAM	ADJ.	CONF.	ADJ CONF.
Average RPI	Loss:	70	RECORD	PCT. RANK	GAMES	SCHEDULE	OF SCHEDULE	RPI	RPI	RPI	RPI
DIV. I ONLY		12- 13	189	3- 7	40	81	102	102	7	7	
DIV. I NON-CONF.		8- 5	111	0- 0	88	89	84	84	7	7	

TOTALS		RPI 1-25	RPI 26-50		W-L RECORDS		RPI 51-100	RPI 101-999	RPI 201+		
12- 13		0- 3	0- 4		OVERALL		1- 2	11- 4	4- 0		
8- 4		0- 1	0- 1		HOME		0- 1	8- 1	2- 0		
3- 7		0- 0	0- 0		AWAY		1- 0	2- 0	1- 0		
1- 2		0- 0	0- 1		NEUTRAL		0- 0	1- 1	1- 0		
8- 5		0- 2	0- 1		NON-CONFERENCE		1- 0	7- 2	3- 0		
5- 1		0- 1	0- 0		HOME		0- 0	5- 0	1- 0		
2- 2		0- 1	0- 0		AWAY		1- 0	1- 1	1- 0		
1- 2		0- 0	0- 1		NEUTRAL		0- 0	1- 1	1- 0		
4- 8		0- 1	0- 3		CONFERENCE		0- 2	4- 2	1- 0		
3- 3		0- 0	0- 1		HOME		0- 1	3- 1	1- 0		
1- 5		0- 1	0- 2		AWAY		0- 1	1- 1	0- 0		
0- 0		0- 0	0- 0		NEUTRAL		0- 0	0- 0	0- 0		

RPI 1-25				RPI 26-50				RPI 51-100				RPI 101+ Team's RPI: 102			
RPI	S	Opponent	Score	RPI	S	Opponent	Score	RPI	S	Opponent	Score	RPI	S	Opponent	Score
1	A	UConn	45 98	27	A	South Fla.	46 75	62	A	Houston	48 72	118	H	Middle Tenn.	62 44
19	A	NC State	55 79	27	H	South Fla.	53 63	62	H	Houston	92 98	120	N	Iowa St.	64 67
25	H	LSU	50 73	39	N	Dayton	65 71	81	A	Maine	42 34	130	H	Vanderbilt	71 59
				40	A	UCF	51 59					135	A	Cincinnati	52 83
												136	H	UTEP	67 56
												156	H	Wichita St.	56 64
												166	H	Troy	106 75
												170	A	Tulsa	72 63
												170	H	Tulsa	70 39
												181	H	Temple	69 65
												193	A	Southern Miss.	58 66
												207	H	East Carolina	64 58
												227	H	New Orleans	79 56
												251	N	San Diego St.	80 46
												259	A	McNeese	70 66

LAST 12 Division I GAMES:															
135	A	Cincinnati	52 83	170	H	Tulsa	70 39								
181	H	Temple	69 65	40	A	UCF	51 59								
27	H	South Fla.	53 63	156	H	Wichita St.	56 64								
62	A	Houston	48 72	62	H	Houston	92 98								
1	A	UConn	45 98	170	A	Tulsa	72 63								
207	H	East Carolina	64 58	27	A	South Fla.	46 75								

Non-Div I Games:

Tulane

Average RPI Win: **165**
 Average RPI Loss: **119**

WON-LOST
RECORD

WINNING
PCT. RANK

LAST 10
GAMES

STRENGTH OF
SCHEDULE

OPP. STRENGTH
OF SCHEDULE

TEAM
RPI

ADJ.
RPI

CONF.
RPI

ADJ CONF.
RPI

DIV. I ONLY	9- 15	246	2- 8	63	105	170	170	7	7
DIV. I NON-CONF.	6- 6	170	0- 0	67	303	128	128	7	7

TOTALS	RPI 1-25	RPI 26-50	W-L RECORDS	RPI 51-100	RPI 101-999	RPI 201+			
9- 15	0- 1	0- 2	OVERALL	2- 3	7- 9	2- 2			
5- 7	0- 0	0- 2	HOME	1- 2	4- 3	2- 0			
3- 8	0- 1	0- 0	AWAY	1- 1	2- 6	0- 2			
1- 0	0- 0	0- 0	NEUTRAL	0- 0	1- 0	0- 0			
6- 6	0- 0	0- 0	NON-CONFERENCE	1- 3	5- 3	2- 1			
3- 3	0- 0	0- 0	HOME	0- 2	3- 1	2- 0			
2- 3	0- 0	0- 0	AWAY	1- 1	1- 2	0- 1			
1- 0	0- 0	0- 0	NEUTRAL	0- 0	1- 0	0- 0			
3- 9	0- 1	0- 2	CONFERENCE	1- 0	2- 6	0- 1			
2- 4	0- 0	0- 2	HOME	1- 0	1- 2	0- 0			
1- 5	0- 1	0- 0	AWAY	0- 0	1- 4	0- 1			
0- 0	0- 0	0- 0	NEUTRAL	0- 0	0- 0	0- 0			

RPI	S	Opponent	Score	RPI	S	Opponent	Score	RPI	S	Opponent	Score	RPI	S	Opponent	Score	Team's RPI: 170
1	A	UConn	60 78	27	H	South Fla.	57 71	58	H	American	67 72	102	A	Tulane	39 70	
				40	H	UCF	44 47	62	H	Houston	83 77	102	H	Tulane	63 72	
								73	H	Belmont	65 90	104	A	Saint Louis	66 77	
								74	A	South Dakota	64 61	114	A	Little Rock	74 61	
								98	A	Arkansas	41 67	135	H	Cincinnati	64 51	
												151	N	Binghamton	60 55	
												156	A	Wichita St.	67 62	
												181	A	Temple	75 76	
												187	H	Arkansas St.	68 58	
												190	H	Oral Roberts	41 53	
												191	A	SMU	70 74	
												195	H	Memphis	48 69	
												207	A	East Carolina	67 73	
												221	A	North Texas	43 66	
												268	H	UMKC	76 52	
												339	H	Ark.-Pine Bluff	87 37	
LAST 12 Division I GAMES:																
62	H	Houston	83 77	1	A	UConn	60 78	195	H	Memphis	48 69	207	A	East Carolina	67 73	
191	A	SMU	70 74	135	H	Cincinnati	64 51	102	H	Tulane	63 72	156	A	Wichita St.	67 62	
181	A	Temple	75 76	102	H	Tulane	63 72									
27	H	South Fla.	57 71													
40	H	UCF	44 47													
102	A	Tulane	39 70													

Non-Div I Games:

Alas. Anchorage

53

59

Tulsa

Average RPI Win:	215	WON-LOST	WINNING	LAST 10	STRENGTH OF	OPP. STRENGTH	TEAM	ADJ.	CONF.	ADJ CONF.
Average RPI Loss:	151	RECORD	PCT. RANK	GAMES	SCHEDULE	OF SCHEDULE	RPI	RPI	RPI	RPI
DIV. I ONLY	18- 3	11	9- 1	256	199	80	80	18	18	
DIV. I NON-CONF.	9- 2	33	1- 0	308	195	107	107	20	20	

TOTALS	RPI 1-25	RPI 26-50	W-L RECORDS	RPI 51-100	RPI 101-999	RPI 201+				
18- 3	0- 0	1- 0	OVERALL	0- 1	17- 2	10- 0				
8- 1	0- 0	1- 0	HOME	0- 0	7- 1	5- 0				
9- 1	0- 0	0- 0	AWAY	0- 0	9- 1	4- 0				
1- 1	0- 0	0- 0	NEUTRAL	0- 1	1- 0	1- 0				
9- 2	0- 0	0- 0	NON-CONFERENCE	0- 1	9- 1	5- 0				
5- 0	0- 0	0- 0	HOME	0- 0	5- 0	3- 0				
3- 1	0- 0	0- 0	AWAY	0- 0	3- 1	1- 0				
1- 1	0- 0	0- 0	NEUTRAL	0- 1	1- 0	1- 0				
9- 1	0- 0	1- 0	CONFERENCE	0- 0	8- 1	5- 0				
3- 1	0- 0	1- 0	HOME	0- 0	2- 1	2- 0				
6- 0	0- 0	0- 0	AWAY	0- 0	6- 0	3- 0				
0- 0	0- 0	0- 0	NEUTRAL	0- 0	0- 0	0- 0				

RPI 1-25				RPI 26-50				RPI 51-100				RPI 101+			
RPI	S	Opponent	Score	RPI	S	Opponent	Score	RPI	S	Opponent	Score	RPI	S	Opponent	Score
				48	H	Western Ky.	79 61	65	N	Indiana	63 71	118	A	Middle Tenn.	59 51
												121	A	South Ala.	78 66
												136	A	UTEP	84 64
												157	A	Louisiana Tech	66 61
												161	H	Samford	77 53
												164	H	Southern Ill.	76 66
												177	A	High Point	77 61
												193	H	Southern Miss.	63 80
												195	A	Memphis	62 64
												204	N	UC Santa Barbara	67 54
												213	H	Fla. Atlantic	90 57
												221	H	North Texas	68 52
												271	A	Appalachian St.	70 59
												286	A	Old Dominion	74 61
												300	H	Alabama St.	61 44
												303	A	FIU	71 61
												314	H	Alabama A&M	85 58
												334	A	Marshall	69 62
												336	H	Mississippi Val.	87 72
LAST 12 Division I GAMES:															
334	A	Marshall	69 62	193	H	Southern Miss.	63 80								
157	A	Louisiana Tech	66 61	48	H	Western Ky.	79 61								
136	A	UTEP	84 64	118	A	Middle Tenn.	59 51								
213	H	Fla. Atlantic	90 57	286	A	Old Dominion	74 61								
303	A	FIU	71 61	121	A	South Ala.	78 66								
221	H	North Texas	68 52	300	H	Alabama St.	61 44								

Non-Div I Games: Tuskegee 105 50 Miles 85 42

UAB

Loss, Non-Conf, S Site, H Home A Away N Neutral

UC Davis

Average RPI Win: 200

Average RPI Loss: 90

WON-LOST RECORD

WINNING PCT. RANK

LAST 10 GAMES

STRENGTH OF SCHEDULE

OPP. STRENGTH OF SCHEDULE

TEAM RPI

ADJ. RPI

CONF. RPI

ADJ CONF. RPI

DIV. I ONLY

DIV. I NON-CONF.

20- 4

10- 3

18

52

9- 1

0- 1

187

147

143

69

57

52

57

52

21

19

21

19

TOTALS

RPI 1-25

RPI 26-50

W-L RECORDS

RPI 51-100

RPI 101-999

RPI 201+

20- 4

0- 0

0- 2

OVERALL

2- 1

18- 1

11- 1

11- 1

0- 0

0- 1

HOME

1- 0

10- 0

7- 0

8- 3

0- 0

0- 1

AWAY

1- 1

7- 1

4- 1

1- 0

0- 0

0- 0

NEUTRAL

0- 0

1- 0

0- 0

10- 3

0- 0

0- 2

NON-CONFERENCE

2- 1

8- 0

4- 0

5- 1

0- 0

0- 1

HOME

1- 0

4- 0

2- 0

4- 2

0- 0

0- 1

AWAY

1- 1

3- 0

2- 0

1- 0

0- 0

0- 0

NEUTRAL

0- 0

1- 0

0- 0

10- 1

0- 0

0- 0

CONFERENCE

0- 0

10- 1

7- 1

6- 0

0- 0

0- 0

HOME

0- 0

6- 0

5- 0

4- 1

0- 0

0- 0

AWAY

0- 0

4- 1

2- 1

0- 0

0- 0

0- 0

NEUTRAL

0- 0

0- 0

0- 0

RPI 1-25

RPI 26-50

RPI 51-100

Team's RPI: 57

RPI 101+

RPI S Opponent Score

RPI S Opponent Score

RPI S Opponent Score

RPI S Opponent Score

40 H UCF 55 62

46 A Oregon St. 47 61

71 A Fordham 62 70

77 A Saint Mary's (CA) 74 50

87 H Washington St. 91 76

119 N Yale 71 61

139 H Portland St. 79 67

152 H San Francisco 72 55

154 A Cal Poly 80 76

154 H Cal Poly 85 77

171 A Pacific 90 58

172 A UC Irvine 76 67

202 A CSUN 71 75

202 H CSUN 72 46

204 A UC Santa Barbara 68 61

204 H UC Santa Barbara 69 63

218 A Seattle U 79 53

229 H Pepperdine 69 64

235 H UC Riverside 74 63

252 H Hawaii 76 52

270 H Sacramento St. 79 72

313 H Cal St. Fullerton 67 53

324 A Southern Utah 85 59

325 A Long Beach St. 83 71

LAST 12 Division I GAMES:

202 H CSUN 72 46

154 H Cal Poly 85 77

202 A CSUN 71 75

325 A Long Beach St. 83 71

204 H UC Santa Barbara 69 63

313 H Cal St. Fullerton 67 53

154 A Cal Poly 80 76

204 A UC Santa Barbara 68 61

235 H UC Riverside 74 63

252 H Hawaii 76 52

172 A UC Irvine 76 67

71 A Fordham 62 70

UC Davis

Loss, Non-Conf, S Site, H Home A Away N Neutral

Page 298

Non-Div I Games:

UC Davis

UC Irvine				Through Games Of Feb. 13, 2018								
Average RPI	Win:	258	WON-LOST	WINNING	LAST 10	STRENGTH OF		OPP. STRENGTH	TEAM	ADJ.	CONF.	ADJ CONF.
Average RPI	Loss:	130	RECORD	PCT. RANK	GAMES	SCHEDULE		OF SCHEDULE	RPI	RPI	RPI	RPI
DIV. I ONLY			15- 8	89	8- 2	305		192	172	172	21	21
DIV. I NON-CONF.			7- 6	165	2- 0	293		220	216	216	19	19

TOTALS		RPI 1-25	RPI 26-50		W-L RECORDS		RPI 51-100		RPI 101-999		RPI 201+	
15- 8		0- 0	0- 0		OVERALL		0- 3		15- 5		15- 1	
7- 3		0- 0	0- 0		HOME		0- 1		7- 2		7- 0	
8- 3		0- 0	0- 0		AWAY		0- 2		8- 1		8- 0	
0- 2		0- 0	0- 0		NEUTRAL		0- 0		0- 2		0- 1	
7- 6		0- 0	0- 0		NON-CONFERENCE		0- 2		7- 4		7- 1	
3- 2		0- 0	0- 0		HOME		0- 0		3- 2		3- 0	
4- 2		0- 0	0- 0		AWAY		0- 2		4- 0		4- 0	
0- 2		0- 0	0- 0		NEUTRAL		0- 0		0- 2		0- 1	
8- 2		0- 0	0- 0		CONFERENCE		0- 1		8- 1		8- 0	
4- 1		0- 0	0- 0		HOME		0- 1		4- 0		4- 0	
4- 1		0- 0	0- 0		AWAY		0- 0		4- 1		4- 0	
0- 0		0- 0	0- 0		NEUTRAL		0- 0		0- 0		0- 0	

RPI 1-25				RPI 26-50				RPI 51-100				RPI 101+ Team's RPI: 172			
RPI	S	Opponent	Score	RPI	S	Opponent	Score	RPI	S	Opponent	Score	RPI	S	Opponent	Score
								57	H	UC Davis	67 76	139	H	Portland St.	72 82
								86	A	New Mexico	61 83	144	H	Idaho St.	72 78
								90	A	UNLV	54 73	154	A	Cal Poly	76 79
												156	N	Wichita St.	53 76
												202	H	CSUN	56 47
												204	H	UC Santa Barbara	77 74
												211	N	Illinois	59 65
												218	A	Seattle U	84 79
												223	A	CSU Bakersfield	72 59
												229	H	Pepperdine	75 74
												235	A	UC Riverside	81 71
												235	H	UC Riverside	76 63
												251	A	San Diego St.	67 65
												252	A	Hawaii	74 67
												252	H	Hawaii	70 66
												297	H	Utah St.	87 84
												308	H	Portland	63 52
												313	A	Cal St. Fullerton	76 60
												324	A	Southern Utah	71 64
												325	A	Long Beach St.	100 81

LAST 12 Division I GAMES:															
				235	H	UC Riverside	76 63	154	A	Cal Poly	76 79				
				325	A	Long Beach St.	100 81	204	H	UC Santa Barbara	77 74				
				313	A	Cal St. Fullerton	76 60	252	A	Hawaii	74 67				
				202	H	CSUN	56 47	57	H	UC Davis	67 76				
				235	A	UC Riverside	81 71	223	A	CSU Bakersfield	72 59				
				252	H	Hawaii	70 66	218	A	Seattle U	84 79				

Non-Div I Games: Chapman 92 57

Average RPI Win:	222	WON-LOST	WINNING	LAST 10	STRENGTH OF	OPP. STRENGTH	TEAM	ADJ.	CONF.	ADJ CONF.
Average RPI Loss:	125	RECORD	PCT. RANK	GAMES	SCHEDULE	OF SCHEDULE	RPI	RPI	RPI	RPI
DIV. I ONLY	7- 18	287	4- 6	92	145	235	235	21	21	
DIV. I NON-CONF.	3- 11	289	0- 1	42	48	195	195	19	19	

TOTALS	RPI 1-25	RPI 26-50	W-L RECORDS	RPI 51-100	RPI 101-999	RPI 201+				
7- 18	0- 2	0- 3	OVERALL	1- 2	6- 11	5- 3				
5- 5	0- 0	0- 1	HOME	0- 0	5- 4	5- 0				
1- 11	0- 2	0- 2	AWAY	0- 2	1- 5	0- 2				
1- 2	0- 0	0- 0	NEUTRAL	1- 0	0- 2	0- 1				
3- 11	0- 2	0- 3	NON-CONFERENCE	1- 1	2- 5	1- 1				
1- 3	0- 0	0- 1	HOME	0- 0	1- 2	1- 0				
1- 6	0- 2	0- 2	AWAY	0- 1	1- 1	0- 0				
1- 2	0- 0	0- 0	NEUTRAL	1- 0	0- 2	0- 1				
4- 7	0- 0	0- 0	CONFERENCE	0- 1	4- 6	4- 2				
4- 2	0- 0	0- 0	HOME	0- 0	4- 2	4- 0				
0- 5	0- 0	0- 0	AWAY	0- 1	0- 4	0- 2				
0- 0	0- 0	0- 0	NEUTRAL	0- 0	0- 0	0- 0				

RPI 1-25				RPI 26-50				RPI 51-100				RPI 101+ Team's RPI: 235			
RPI	S	Opponent	Score	RPI	S	Opponent	Score	RPI	S	Opponent	Score	RPI	S	Opponent	Score
10	A	UCLA	48 68	34	A	Arizona St.	48 73	57	A	UC Davis	63 74	120	A	Iowa St.	66 89
14	A	Stanford	43 53	43	A	Minnesota	75 101	74	A	South Dakota	66 75	136	H	UTEP	62 73
				50	H	Southern Cal i forni a	46 64	90	N	UNLV	95 88	146	A	Fresno St.	68 56
												147	H	Loyola Marymount	59 67
												154	A	Cal Poly	73 91
												154	H	Cal Poly	82 87
												172	A	UC Irvine	63 76
												172	H	UC Irvine	71 81
												191	N	SMU	51 73
												202	A	CSUN	55 60
												204	H	UC Santa Barbara	84 76
												223	H	CSU Bakersfield	68 65
												252	A	Hawaii	57 63
												252	H	Hawaii	79 57
												270	N	Sacramento St.	72 99
												313	H	Cal St. Fullerton	63 50
												325	H	Long Beach St.	77 53

LAST 12 Division I GAMES:															
				172	A	UC Irvine	63 76	252	H	Hawaii	79 57				
				204	H	UC Santa Barbara	84 76	313	H	Cal St. Fullerton	63 50				
				154	A	Cal Poly	73 91	57	A	UC Davis	63 74				
				252	A	Hawaii	57 63	325	H	Long Beach St.	77 53				
				172	H	UC Irvine	71 81	154	H	Cal Poly	82 87				
				202	A	CSUN	55 60	136	H	UTEP	62 73				

Non-Div I Games:

UC Riverside

Average RPI Win:	265	WON-LOST	WINNING	LAST 10	STRENGTH OF	OPP. STRENGTH	TEAM	ADJ.	CONF.	ADJ CONF.
Average RPI Loss:	138	RECORD	PCT. RANK	GAMES	SCHEDULE	OF SCHEDULE	RPI	RPI	RPI	RPI
DIV. I ONLY	9- 14	236	5- 5	136	229	204	204	21	21	
DIV. I NON-CONF.	3- 9	280	1- 0	89	255	225	225	19	19	

TOTALS	RPI 1-25	RPI 26-50	W-L RECORDS	RPI 51-100	RPI 101-999	RPI 201+				
9- 14	0- 1	0- 1	OVERALL	0- 4	9- 8	8- 5				
4- 5	0- 0	0- 0	HOME	0- 1	4- 4	3- 3				
5- 8	0- 1	0- 1	AWAY	0- 2	5- 4	5- 2				
0- 1	0- 0	0- 0	NEUTRAL	0- 1	0- 0	0- 0				
3- 9	0- 1	0- 1	NON-CONFERENCE	0- 2	3- 5	3- 3				
1- 3	0- 0	0- 0	HOME	0- 0	1- 3	1- 2				
2- 5	0- 1	0- 1	AWAY	0- 1	2- 2	2- 1				
0- 1	0- 0	0- 0	NEUTRAL	0- 1	0- 0	0- 0				
6- 5	0- 0	0- 0	CONFERENCE	0- 2	6- 3	5- 2				
3- 2	0- 0	0- 0	HOME	0- 1	3- 1	2- 1				
3- 3	0- 0	0- 0	AWAY	0- 1	3- 2	3- 1				
0- 0	0- 0	0- 0	NEUTRAL	0- 0	0- 0	0- 0				

RPI 1-25				RPI 26-50				RPI 51-100				RPI 101+				Team's RPI: 204
RPI	S	Opponent	Score	RPI	S	Opponent	Score	RPI	S	Opponent	Score	RPI	S	Opponent	Score	
10	A	UCLA	44 74	46	A	Oregon St.	49 74	57	A	UC Davis	63 69	146	H	Fresno St.	57 64	
								57	H	UC Davis	61 68	147	A	Loyola Marymount	61 67	
								77	A	Saint Mary's (CA)	59 89	154	H	Cal Poly	73 68	
								80	N	UAB	54 67	172	A	UC Irvine	74 77	
												202	A	CSUN	74 73	
												202	H	CSUN	30 48	
												203	H	San Diego	58 71	
												218	H	Seattle U	71 77	
												235	A	UC Riverside	76 84	
												241	A	New Mexico St.	77 47	
												251	H	San Diego St.	77 64	
												252	H	Hawaii	71 61	
												276	A	Santa Clara	63 68	
												313	A	Cal St. Fullerton	59 52	
												318	A	Northern Ariz.	96 93	
												325	A	Long Beach St.	90 74	
												325	H	Long Beach St.	51 44	

LAST 12 Division I GAMES:																
313	A	Cal St. Fullerton	59 52	57	H	UC Davis	61 68	172	A	UC Irvine	74 77	202	A	CSUN	74 73	
235	A	UC Riverside	76 84					154	H	Cal Poly	73 68					
252	H	Hawaii	71 61					325	H	Long Beach St.	51 44					
202	H	CSUN	30 48					241	A	New Mexico St.	77 47					
57	A	UC Davis	63 69													
325	A	Long Beach St.	90 74													

Non-Div I Games:

UC Santa Barbara

Average RPI Win:	163	WON-LOST	WINNING	LAST 10	STRENGTH OF	OPP. STRENGTH	TEAM	ADJ.	CONF.	ADJ CONF.
Average RPI Loss:	68	RECORD	PCT. RANK	GAMES	SCHEDULE	OF SCHEDULE	RPI	RPI	RPI	RPI
DIV. I ONLY	17- 8	71	7- 3	50	66	40	40	7	7	
DIV. I NON-CONF.	8- 5	111	0- 0	53	126	63	63	7	7	

TOTALS	RPI 1-25	RPI 26-50	W-L RECORDS	RPI 51-100	RPI 101-999	RPI 201+				
17- 8	0- 2	0- 1	OVERALL	3- 3	14- 2	2- 0				
9- 3	0- 1	0- 0	HOME	1- 2	8- 0	1- 0				
8- 5	0- 1	0- 1	AWAY	2- 1	6- 2	1- 0				
0- 0	0- 0	0- 0	NEUTRAL	0- 0	0- 0	0- 0				
8- 5	0- 0	0- 0	NON-CONFERENCE	3- 3	5- 2	2- 0				
4- 2	0- 0	0- 0	HOME	1- 2	3- 0	1- 0				
4- 3	0- 0	0- 0	AWAY	2- 1	2- 2	1- 0				
0- 0	0- 0	0- 0	NEUTRAL	0- 0	0- 0	0- 0				
9- 3	0- 2	0- 1	CONFERENCE	0- 0	9- 0	0- 0				
5- 1	0- 1	0- 0	HOME	0- 0	5- 0	0- 0				
4- 2	0- 1	0- 1	AWAY	0- 0	4- 0	0- 0				
0- 0	0- 0	0- 0	NEUTRAL	0- 0	0- 0	0- 0				

RPI	S	Opponent	Score	RPI	S	Opponent	Score	Team's RPI: 40	RPI	S	Opponent	Score	RPI	S	Opponent	Score
1	A	UConn	44 80	27	A	South Fla.	45 62		56	H	Mercer	64 73	102	H	Tulane	59 51
1	H	UConn	37 55						57	A	UC Davis	62 55	135	A	Cincinnati	50 38
									60	H	Elon	57 71	145	H	UNI	53 43
									63	A	Virginia Tech	69 86	156	H	Wichita St.	59 53
									69	H	IUPUI	63 59	158	H	Davidson	62 54
									99	A	Chattanooga	58 57	161	A	Samford	51 58
													170	A	Tulsa	47 44
													171	A	Pacific	74 78
													181	A	Temple	64 57
													181	H	Temple	76 46
													191	A	SMU	60 42
													191	H	SMU	58 43
													195	H	Memphis	61 41
													199	A	Boston U.	47 32
													224	A	Gardner-Webb	65 30
													323	H	Ga. Southern	62 38
LAST 12 Division I GAMES:																
181	A	Temple	64 57	102	H	Tulane	59 51									
1	H	UConn	37 55	27	A	South Fla.	45 62									
195	H	Memphis	61 41	1	A	UConn	44 80									
135	A	Cincinnati	50 38	156	H	Wichita St.	59 53									
170	A	Tulsa	47 44	191	A	SMU	60 42									
191	H	SMU	58 43	181	H	Temple	76 46									

Non-Div I Games:

UCF

Average RPI Win:	109	WON-LOST	WINNING	LAST 10	STRENGTH OF	OPP. STRENGTH	TEAM	ADJ.	CONF.	ADJ CONF.
Average RPI Loss:	18	RECORD	PCT. RANK	GAMES	SCHEDULE	OF SCHEDULE	RPI	RPI	RPI	RPI
DIV. I ONLY	21- 4	13	10- 0	14	8	10	10	5	5	
DIV. I NON-CONF.	9- 2	33	0- 0	33	13	16	16	3	3	

TOTALS	RPI 1-25	RPI 26-50	W-L RECORDS	RPI 51-100	RPI 101-999	RPI 201+				
21- 4	2- 3	7- 1	OVERALL	4- 0	8- 0	5- 0				
11- 2	2- 2	4- 0	HOME	0- 0	5- 0	5- 0				
8- 2	0- 1	2- 1	AWAY	3- 0	3- 0	0- 0				
2- 0	0- 0	1- 0	NEUTRAL	1- 0	0- 0	0- 0				
9- 2	1- 1	1- 1	NON-CONFERENCE	2- 0	5- 0	4- 0				
5- 1	1- 1	0- 0	HOME	0- 0	4- 0	4- 0				
2- 1	0- 0	0- 1	AWAY	1- 0	1- 0	0- 0				
2- 0	0- 0	1- 0	NEUTRAL	1- 0	0- 0	0- 0				
12- 2	1- 2	6- 0	CONFERENCE	2- 0	3- 0	1- 0				
6- 1	1- 1	4- 0	HOME	0- 0	1- 0	1- 0				
6- 1	0- 1	2- 0	AWAY	2- 0	2- 0	0- 0				
0- 0	0- 0	0- 0	NEUTRAL	0- 0	0- 0	0- 0				

RPI	S	Opponent	Score	RPI	S	Opponent	Score	RPI	S	Opponent	Score	RPI	S	Opponent	Score
1	H	UConn	60 78	34	H	Arizona St.	71 63	71	A	Fordham	67 30	101	A	Seton Hall	77 68
6	H	Baylor	82 68	35	A	California	82 46	84	N	Kansas St.	64 55	143	A	Colorado	93 55
11	H	Oregon	61 70	35	H	California	60 52	87	A	Washington St.	79 71	173	A	Washington	86 69
14	A	Stanford	65 76	37	N	Creighton	72 63	93	A	Utah	81 74	204	H	UC Santa Barbara	74 44
14	H	Stanford	64 53	44	A	Oklahoma St.	72 87					235	H	UC Riverside	68 48
				46	H	Oregon St.	84 49					250	H	San Jose St.	129 69
				50	A	Southern California	84 70					272	H	Presbyterian	76 40
				50	H	Southern California	59 46					277	H	Arizona	69 46
LAST 12 Division I GAMES:															
				34	H	Arizona St.	71 63	14	H	Stanford	64 53				
				277	H	Arizona	69 46	35	H	California	60 52				
				50	A	Southern California	84 70	143	A	Colorado	93 55				
				50	H	Southern California	59 46	93	A	Utah	81 74				
				87	A	Washington St.	79 71	11	H	Oregon	61 70				
				173	A	Washington	86 69	46	H	Oregon St.	84 49				

Non-Div I Games:

UCLA

Average RPI	Win:	79	WON-LOST	WINNING	LAST 10	STRENGTH OF	OPP. STRENGTH	TEAM	ADJ.	CONF.	ADJ CONF.
Average RPI	Loss:	0	RECORD	PCT. RANK	GAMES	SCHEDULE	OF SCHEDULE	RPI	RPI	RPI	RPI
DIV. I ONLY		25- 0		1	10- 0	3	1	1	1	7	7
DIV. I NON-CONF.		13- 0		1	3- 0	1	1	1	1	7	7

TOTALS	RPI 1-25		RPI 26-50		W-L RECORDS	RPI 51-100		RPI 101-999		RPI 201+	
25- 0	8- 0		5- 0		OVERALL	3- 0		9- 0		1- 0	
10- 0	3- 0		2- 0		HOME	0- 0		5- 0		0- 0	
11- 0	4- 0		2- 0		AWAY	1- 0		4- 0		1- 0	
4- 0	1- 0		1- 0		NEUTRAL	2- 0		0- 0		0- 0	
13- 0	8- 0		2- 0		NON-CONFERENCE	2- 0		1- 0		0- 0	
4- 0	3- 0		1- 0		HOME	0- 0		0- 0		0- 0	
5- 0	4- 0		0- 0		AWAY	0- 0		1- 0		0- 0	
4- 0	1- 0		1- 0		NEUTRAL	2- 0		0- 0		0- 0	
12- 0	0- 0		3- 0		CONFERENCE	1- 0		8- 0		1- 0	
6- 0	0- 0		1- 0		HOME	0- 0		5- 0		0- 0	
6- 0	0- 0		2- 0		AWAY	1- 0		3- 0		1- 0	
0- 0	0- 0		0- 0		NEUTRAL	0- 0		0- 0		0- 0	

RPI	S	Opponent	Score	RPI	S	Opponent	Score	RPI	S	Opponent	Score	RPI	S	Opponent	Score
2	H	Notre Dame	80 71	27	A	South Fla.	100 49	54	N	Michigan St.	96 62	102	H	Tulane	98 45
4	H	Louisville	69 58	30	N	Oklahoma	88 64	62	A	Houston	95 35	135	H	Cincinnati	106 65
9	A	Texas	75 71	35	H	Califonia	82 47	67	N	Duquesne	104 52	156	H	Wichita St.	124 43
10	A	UCLA	78 60	40	A	UCF	55 37					170	H	Tulsa	78 60
13	H	Maryland	97 72	40	H	UCF	80 44					181	A	Temple	113 57
14	N	Stanford	78 53									189	A	Nevada	88 57
18	A	South Carolina	83 58									195	A	Memphis	93 36
24	A	DePaul	103 69									195	H	Memphis	97 49
												207	A	East Carolina	96 35

LAST 12 Division I GAMES:															
4	H	Louisville	69 58	195	A	Memphis	93 36	181	A	Temple	113 57	170	H	Tulsa	78 60
156	H	Wichita St.	124 43	62	A	Houston	95 35	9	A	Texas	75 71	67	N	Duquesne	104 52
40	A	UCF	55 37	40	H	UCF	80 44	54	N	Michigan St.	96 62	102	H	Tulane	98 45
135	H	Cincinnati	106 65												
18	A	South Carolina	83 58												
102	H	Tulane	98 45												

Non-Div I Games:

UConn

UMBC				WON-LOST		WINNING		LAST 10		STRENGTH OF		OPP. STRENGTH		TEAM		ADJ.		CONF.		ADJ CONF.	
Average RPI Win: 319				RECORD		PCT. RANK		GAMES		SCHEDULE		OF SCHEDULE		RPI		RPI		RPI		RPI	
Average RPI Loss: 173																					
DIV. I ONLY				2- 22		341		2- 8		176		259		329		329		20		20	
DIV. I NON-CONF.				0- 12		337		0- 0		234		265		341		341		24		24	
TOTALS				RPI 1-25		RPI 26-50		W-L RECORDS		RPI 51-100		RPI 101-999		RPI 201+							
2- 22				0- 0		0- 1		OVERALL		0- 5		2- 16		2- 8							
1- 10				0- 0		0- 0		HOME		0- 3		1- 7		1- 3							
1- 10				0- 0		0- 1		AWAY		0- 2		1- 7		1- 3							
0- 2				0- 0		0- 0		NEUTRAL		0- 0		0- 2		0- 2							
0- 12				0- 0		0- 1		NON-CONFERENCE		0- 2		0- 9		0- 7							
0- 4				0- 0		0- 0		HOME		0- 1		0- 3		0- 2							
0- 6				0- 0		0- 1		AWAY		0- 1		0- 4		0- 3							
0- 2				0- 0		0- 0		NEUTRAL		0- 0		0- 2		0- 2							
2- 10				0- 0		0- 0		CONFERENCE		0- 3		2- 7		2- 1							
1- 6				0- 0		0- 0		HOME		0- 2		1- 4		1- 1							
1- 4				0- 0		0- 0		AWAY		0- 1		1- 3		1- 0							
0- 0				0- 0		0- 0		NEUTRAL		0- 0		0- 0		0- 0							

RPI 1-25				RPI 26-50				RPI 51-100				RPI 101+				Team's RPI: 329	
RPI	S	Opponent	Score	RPI	S	Opponent	Score	RPI	S	Opponent	Score	RPI	S	Opponent	Score		
				33	A	Princeton	40 77	58	H	American	48 61	110	A	George Mason	38 58		
								71	A	Fordham	46 55	151	A	Binghamton	51 81		
								79	H	Albany (NY)	75 78	151	H	Binghamton	53 68		
								81	A	Maine	36 69	155	A	Hartford	54 65		
								81	H	Maine	50 64	180	H	Denver	48 70		
												182	A	New Hampshire	51 56		
												182	H	New Hampshire	46 51		
												198	H	Stony Brook	44 69		
												209	H	Columbia	44 60		
												242	A	Hofstra	55 71		
												256	N	St. Bonaventure	54 63		
												260	A	Towson	64 95		
												279	H	LIU Brooklyn	52 66		
												280	A	UMES	43 66		
												284	N	North Dakota St.	53 67		
												290	A	Vermont	52 51		
												290	H	Vermont	58 72		
												347	H	UMass Lowell	66 54		
LAST 12 Division I GAMES:																	
				182	H	New Hampshire	46 51	79	H	Albany (NY)	75 78						
				151	H	Binghamton	53 68	155	A	Hartford	54 65						
				290	A	Vermont	52 51	347	H	UMass Lowell	66 54						
				198	H	Stony Brook	44 69	81	H	Maine	50 64						
				81	A	Maine	36 69	290	H	Vermont	58 72						
				151	A	Binghamton	51 81	182	A	New Hampshire	51 56						

Non-Div I Games: Gettysburg 72 45

UMBC

■ Loss,
 ■ Non-Conf,
 ■ S Site,
 ■ Home
 ■ A Away
 N Neutral

UMES				Through Games Of Feb. 13, 2018							
Average RPI Win:		307	WON-LOST RECORD	WINNING PCT. RANK	LAST 10 GAMES	STRENGTH OF SCHEDULE	OPP. STRENGTH OF SCHEDULE	TEAM RPI	ADJ. RPI	CONF. RPI	ADJ CONF. RPI
Average RPI Loss:		167									
DIV. I ONLY		6- 15	284	5- 5	213	311	280	280	30	30	
DIV. I NON-CONF.		1- 8	313	0- 0	104	130	282	282	30	30	

TOTALS		RPI 1-25	RPI 26-50		W-L RECORDS		RPI 51-100	RPI 101-999	RPI 201+		
6- 15		0- 1	0- 1		OVERALL		0- 1	6- 12	6- 6		
4- 4		0- 0	0- 0		HOME		0- 0	4- 4	4- 2		
2- 10		0- 1	0- 1		AWAY		0- 1	2- 7	2- 4		
0- 1		0- 0	0- 0		NEUTRAL		0- 0	0- 1	0- 0		
1- 8		0- 1	0- 1		NON-CONFERENCE		0- 1	1- 5	1- 2		
1- 1		0- 0	0- 0		HOME		0- 0	1- 1	1- 1		
0- 6		0- 1	0- 1		AWAY		0- 1	0- 3	0- 1		
0- 1		0- 0	0- 0		NEUTRAL		0- 0	0- 1	0- 0		
5- 7		0- 0	0- 0		CONFERENCE		0- 0	5- 7	5- 4		
3- 3		0- 0	0- 0		HOME		0- 0	3- 3	3- 1		
2- 4		0- 0	0- 0		AWAY		0- 0	2- 4	2- 3		
0- 0		0- 0	0- 0		NEUTRAL		0- 0	0- 0	0- 0		

RPI 1-25				RPI 26-50				RPI 51-100				RPI 101+ Team's RPI: 280			
RPI	S	Opponent	Score	RPI	S	Opponent	Score	RPI	S	Opponent	Score	RPI	S	Opponent	Score
20	A	Buffalo	41 76	36	A	Syracuse	45 68	63	A	Virginia Tech	52 90	106	A	Wake Forest	50 92
												110	A	George Mason	68 82
												123	A	Bethune-Cookman	61 73
												123	H	Bethune-Cookman	48 55
												151	N	Binghamton	51 68
												197	H	Hampton	65 70
												207	A	East Carolina	54 64
												217	H	N. C. A&T	45 57
												247	A	Howard	83 79
												247	H	Howard	58 52
												261	A	Morgan St.	50 63
												269	H	Mt. St. Mary's	63 66
												306	A	Coppin St.	63 69
												316	A	South Carolina St.	51 54
												329	H	UMBC	66 43
												335	H	N. C. Central	84 73
												342	A	Savannah St.	68 56
												344	H	Florida A&M	87 70

LAST 12 Division I GAMES:															
247	A	Howard	83 79	217	H	N. C. A&T	45 57								
123	A	Bethune-Cookman	61 73	316	A	South Carolina St.	51 54								
344	H	Florida A&M	87 70	342	A	Savannah St.	68 56								
306	A	Coppin St.	63 69	123	H	Bethune-Cookman	48 55								
247	H	Howard	58 52	197	H	Hampton	65 70								
335	H	N. C. Central	84 73	261	A	Morgan St.	50 63								

Non-Div I Games: Wesley 97 30 Alas. Anchorage 59 69 Valley Forge 92 38

UMES

Loss, Non-Conf, S Site, H Home A Away N Neutral

Average RPI Win:	250	WON-LOST	WINNING	LAST 10	STRENGTH OF	OPP. STRENGTH	TEAM	ADJ.	CONF.	ADJ CONF.
Average RPI Loss:	189	RECORD	PCT. RANK	GAMES	SCHEDULE	OF SCHEDULE	RPI	RPI	RPI	RPI
DIV. I ONLY	5- 17	304	4- 6	179	297	268	268	31	31	
DIV. I NON-CONF.	1- 11	331	0- 1	159	112	295	295	31	31	

TOTALS	RPI 1-25	RPI 26-50	W-L RECORDS	RPI 51-100	RPI 101-999	RPI 201+				
5- 17	0- 0	0- 1	OVERALL	0- 1	5- 15	4- 8				
1- 6	0- 0	0- 1	HOME	0- 0	1- 5	1- 3				
3- 11	0- 0	0- 0	AWAY	0- 1	3- 10	3- 5				
1- 0	0- 0	0- 0	NEUTRAL	0- 0	1- 0	0- 0				
1- 11	0- 0	0- 1	NON-CONFERENCE	0- 1	1- 9	0- 2				
0- 3	0- 0	0- 1	HOME	0- 0	0- 2	0- 0				
0- 8	0- 0	0- 0	AWAY	0- 1	0- 7	0- 2				
1- 0	0- 0	0- 0	NEUTRAL	0- 0	1- 0	0- 0				
4- 6	0- 0	0- 0	CONFERENCE	0- 0	4- 6	4- 6				
1- 3	0- 0	0- 0	HOME	0- 0	1- 3	1- 3				
3- 3	0- 0	0- 0	AWAY	0- 0	3- 3	3- 3				
0- 0	0- 0	0- 0	NEUTRAL	0- 0	0- 0	0- 0				

RPI 1-25	RPI 26-50	RPI 51-100	RPI 101+	Team's RPI: 268
RPI S Opponent Score	RPI S Opponent Score	RPI S Opponent Score	RPI S Opponent Score	Score
	31 H Northern Colo. 73 88	66 A Nebraska 60 80	105 A Western Ill. 71 90	
			120 A Iowa St. 45 61	
			156 A Wi chi ta St. 63 72	
			165 A Kansas 48 63	
			170 A Tul sa 52 76	
			178 N Stetson 67 50	
			180 H Denver 68 77	
			190 H Oral Roberts 73 76	
			213 A Fla. Atlantic 55 65	
			218 A Seattle U 62 66	
			218 H Seattle U 58 62	
			223 A CSU Bakersfi eld 60 58	
			223 H CSU Bakersfi eld 62 76	
			241 A New Mexico St. 62 70	
			255 A Illi noi s St. 53 64	
			264 A Grand Canyon 62 59	
			264 H Grand Canyon 84 82	
			319 A UTRGV 54 52	
			328 A Utah Valley 65 68	
			328 H Utah Valley 59 66	
LAST 12 Di vi si on I GAMES:				
	328 A Utah Valley 65 68	223 A CSU Bakersfi eld 60 58		
	218 A Seattle U 62 66	218 H Seattle U 58 62		
	223 H CSU Bakersfi eld 62 76	328 H Utah Valley 59 66		
	264 H Grand Canyon 84 82	319 A UTRGV 54 52		
	241 A New Mexico St. 62 70	213 A Fla. Atlantic 55 65		
	264 A Grand Canyon 62 59	178 N Stetson 67 50		

Non-Di v I Games: Lincoln (MO) 98 41 Harris-Stowe 114 59 Cent. Christian Bi b.90 10

UMKC

Loss, Non-Conf, S Site, H Home A Away N Neutral

Average RPI Win:	281	WON-LOST	WINNING	LAST 10	STRENGTH OF	OPP. STRENGTH	TEAM	ADJ.	CONF.	ADJ CONF.
Average RPI Loss:	223	RECORD	PCT. RANK	GAMES	SCHEDULE	OF SCHEDULE	RPI	RPI	RPI	RPI
DIV. I ONLY	3- 21	331	1- 9	331	322	347	347	20	20	
DIV. I NON-CONF.	2- 10	300	0- 0	348	347	348	348	24	24	

TOTALS	RPI 1-25	RPI 26-50	W-L RECORDS	RPI 51-100	RPI 101-999	RPI 201+				
3- 21	0- 0	0- 0	OVERALL	0- 3	3- 18	3- 12				
2- 9	0- 0	0- 0	HOME	0- 2	2- 7	2- 4				
1- 12	0- 0	0- 0	AWAY	0- 1	1- 11	1- 8				
0- 0	0- 0	0- 0	NEUTRAL	0- 0	0- 0	0- 0				
2- 10	0- 0	0- 0	NON-CONFERENCE	0- 0	2- 10	2- 10				
1- 4	0- 0	0- 0	HOME	0- 0	1- 4	1- 4				
1- 6	0- 0	0- 0	AWAY	0- 0	1- 6	1- 6				
0- 0	0- 0	0- 0	NEUTRAL	0- 0	0- 0	0- 0				
1- 11	0- 0	0- 0	CONFERENCE	0- 3	1- 8	1- 2				
1- 5	0- 0	0- 0	HOME	0- 2	1- 3	1- 0				
0- 6	0- 0	0- 0	AWAY	0- 1	0- 5	0- 2				
0- 0	0- 0	0- 0	NEUTRAL	0- 0	0- 0	0- 0				

RPI 1-25				RPI 26-50				RPI 51-100				RPI 101+				Team's RPI: 347
RPI	S	Opponent	Score	RPI	S	Opponent	Score	RPI	S	Opponent	Score	RPI	S	Opponent	Score	
								79	A	Albany (NY)	60 93	151	H	Binghamton	46 76	
								79	H	Albany (NY)	52 61	155	A	Hartford	56 78	
								81	H	Maine	51 69	155	H	Hartford	42 81	
												182	A	New Hampshire	45 66	
												198	A	Stony Brook	50 59	
												198	H	Stony Brook	60 63	
												209	H	Columbia	77 70	
												230	A	Texas Tech	65 93	
												243	H	Holy Cross	56 84	
												258	A	Fairfield	67 78	
												261	H	Morgan St.	59 65	
												267	H	Cornell	53 71	
												274	A	Fairleigh Dickinson	51 60	
												278	A	Colgate	64 84	
												285	H	Massachusetts	63 73	
												290	A	Vermont	55 63	
												290	H	Vermont	65 60	
												329	A	UMBC	54 66	
												332	A	Rhode Island	64 81	
												345	A	Saint Peter's	66 60	
												348	A	Longwood	82 84	

LAST 12 Division I GAMES:																
				290	H	Vermont	65 60			151	H	Binghamton	46 76			
				198	H	Stony Brook	60 63			79	H	Albany (NY)	52 61			
				79	A	Albany (NY)	60 93			182	A	New Hampshire	45 66			
				81	H	Maine	51 69			329	A	UMBC	54 66			
				155	A	Hartford	56 78			155	H	Hartford	42 81			
				198	A	Stony Brook	50 59			290	A	Vermont	55 63			

Non-Div I Games: Fisher 102 47

UMass Lowell

Average RPI Win:	255	WON-LOST	WINNING	LAST 10	STRENGTH OF	OPP. STRENGTH	TEAM	ADJ.	CONF.	ADJ CONF.
Average RPI Loss:	174	RECORD	PCT. RANK	GAMES	SCHEDULE	OF SCHEDULE	RPI	RPI	RPI	RPI

DIV. I ONLY	12- 11	162	8- 2	281	287	225	225	27	27
DIV. I NON-CONF.	2- 8	290	0- 0	264	184	308	308	28	28

TOTALS	RPI 1-25	RPI 26-50	W-L RECORDS	RPI 51-100	RPI 101-999	RPI 201+			
12- 11	0- 1	0- 0	OVERALL	1- 1	11- 9	9- 3			
5- 7	0- 0	0- 0	HOME	1- 1	4- 6	4- 1			
7- 4	0- 1	0- 0	AWAY	0- 0	7- 3	5- 2			
0- 0	0- 0	0- 0	NEUTRAL	0- 0	0- 0	0- 0			
2- 8	0- 1	0- 0	NON-CONFERENCE	0- 1	2- 6	2- 2			
1- 4	0- 0	0- 0	HOME	0- 1	1- 3	1- 0			
1- 4	0- 1	0- 0	AWAY	0- 0	1- 3	1- 2			
0- 0	0- 0	0- 0	NEUTRAL	0- 0	0- 0	0- 0			
10- 3	0- 0	0- 0	CONFERENCE	1- 0	9- 3	7- 1			
4- 3	0- 0	0- 0	HOME	1- 0	3- 3	3- 1			
6- 0	0- 0	0- 0	AWAY	0- 0	6- 0	4- 0			
0- 0	0- 0	0- 0	NEUTRAL	0- 0	0- 0	0- 0			

RPI 1-25				RPI 26-50				RPI 51-100				RPI 101+ Team's RPI: 225			
RPI	S	Opponent	Score	RPI	S	Opponent	Score	RPI	S	Opponent	Score	RPI	S	Opponent	Score
19	A	NC State	55 87					56	H	Mercer	56 67	118	H	Middle Tenn.	57 72
								88	H	Liberty	48 41	137	A	Radford	67 56
												137	H	Radford	48 64
												158	A	Dav idson	50 58
												177	A	Hi gh Poi nt	78 59
												177	H	Hi gh Poi nt	45 58
												186	H	Charlotte	47 51
												188	H	Furman	63 71
												224	A	Gardner-Webb	61 60
												246	A	Campbel l	60 52
												271	H	Appal achi an St.	69 60
												272	H	Presbyteri an	74 76
												281	A	USC Upstate	76 70
												298	A	Wofford	68 70
												305	A	Charleston So.	78 61
												305	H	Charleston So.	71 69
												310	A	Western Caro.	52 62
												341	A	Winthrop	70 48
												341	H	Winthrop	63 51
												348	H	Longwood	82 52
LAST 12 Division I GAMES:															
305	H	Charleston So.	71 69	305	A	Charleston So.	78 61								
177	A	Hi gh Poi nt	78 59	341	A	Winthrop	70 48								
137	H	Radford	48 64	88	H	Li berty	48 41								
341	H	Winthrop	63 51	348	H	Longwood	82 52								
224	A	Gardner-Webb	61 60	137	A	Radford	67 56								
272	H	Presbyteri an	74 76	177	H	Hi gh Poi nt	45 58								

Non-Div I Games: Warren Wilson 100 53

UNC Asheville

UNCG										Through Games Of Feb. 13, 2018											
Average RPI Win:		256		WON-LOST		WINNING		LAST 10		STRENGTH OF		OPP. STRENGTH		TEAM		ADJ.		CONF.		ADJ CONF.	
Average RPI Loss:		152		RECORD		PCT. RANK		GAMES		SCHEDULE		OF SCHEDULE		RPI		RPI		RPI		RPI	
DIV. I ONLY		8- 14		252		5- 5		161		232		220		220		17		17			
DIV. I NON-CONF.		3- 8		268		0- 0		193		314		256		256		16		16			

TOTALS		RPI 1-25		RPI 26-50		W-L RECORDS		RPI 51-100		RPI 101-999		RPI 201+									
8- 14		0- 1		0- 1		OVERALL		0- 3		8- 9		6- 3									
4- 4		0- 0		0- 0		HOME		0- 1		4- 3		2- 2									
4- 10		0- 1		0- 1		AWAY		0- 2		4- 6		4- 1									
0- 0		0- 0		0- 0		NEUTRAL		0- 0		0- 0		0- 0									
3- 8		0- 1		0- 1		NON-CONFERENCE		0- 0		3- 6		3- 3									
1- 3		0- 0		0- 0		HOME		0- 0		1- 3		1- 2									
2- 5		0- 1		0- 1		AWAY		0- 0		2- 3		2- 1									
0- 0		0- 0		0- 0		NEUTRAL		0- 0		0- 0		0- 0									
5- 6		0- 0		0- 0		CONFERENCE		0- 3		5- 3		3- 0									
3- 1		0- 0		0- 0		HOME		0- 1		3- 0		1- 0									
2- 5		0- 0		0- 0		AWAY		0- 2		2- 3		2- 0									
0- 0		0- 0		0- 0		NEUTRAL		0- 0		0- 0		0- 0									
UNCG																					
RPI 1-25					RPI 26-50					RPI 51-100					RPI 101+					Team's RPI: 220	
RPI	S	Opponent		Score	RPI	S	Opponent		Score	RPI	S	Opponent		Score	RPI	S	Opponent		Score		
16	A	Duke		54 85	28	A	Virginia		50 68	56	A	Mercer		57 80	122	A	ETSU		52 60		
										99	A	Chattanooga		42 49	122	H	ETSU		65 61		
										99	H	Chattanooga		57 73	137	A	Radford		53 56		
															161	A	Samford		48 56		
															177	H	High Point		72 81		
															188	A	Furman		54 55		
															188	H	Furman		76 74		
															201	A	Norfolk St.		63 64		
															246	H	Campbell		61 72		
															272	A	Presbyterian		64 57		
															275	A	Coastal Caro.		60 54		
															288	H	VCU		74 61		
															295	H	Murray St.		52 63		
															298	A	Wofford		81 75		
															298	H	Wofford		66 51		
															304	A	Eastern Ky.		59 70		
															310	A	Western Caro.		88 67		
UNCG																					

LAST 12 Division I GAMES:																					
298	A	Wofford		81 75	56	A	Mercer		57 80												
188	A	Furman		54 55	188	H	Furman		76 74												
99	H	Chattanooga		57 73	298	H	Wofford		66 51												
122	H	ETSU		65 61	122	A	ETSU		52 60												
310	A	Western Caro.		88 67	99	A	Chattanooga		42 49												
161	A	Samford		48 56	177	H	High Point		72 81												
UNCG																					
Non-Div I Games:		Greensboro		82 34		Tusculum		69 71		Lees-McRae		78 62		Southern Wesleyan		96 35					
UNCG																					
UNCG																					
UNCG																					
UNCG																					
UNCG																					
UNCG																					
UNCG																					
UNCG																					
UNCG																					
UNCG																					
UNCG																					
UNCG																					
UNCG																					
UNCG																					
UNCG																					
UNCG																					
UNCG																					
UNCG																					
UNCG																					
UNCG																					
UNCG																					
UNCG																					
UNCG																					
UNCG																					
UNCG																					
UNCG																					
UNCG																					
UNCG																					
UNCG																					
UNCG																					
UNCG																					
UNCG																					
UNCG																					
UNCG																					
UNCG																					
UNCG																					
UNCG																					
UNCG																					
UNCG																					
UNCG																					
UNCG																					
UNCG																					
UNCG																					
UNCG																					
UNCG																					
UNCG																					
UNCG																					
UNCG																					
UNCG																					
UNCG																					
UNCG																					
UNCG																					
UNCG																					
UNCG																					
UNCG																					
UNCG																					
UNCG																					
UNCG																					
UNCG																					
UNCG																					
UNCG																					
UNCG																					
UNCG																					
UNCG																					
UNCG																					
UNCG																					
UNCG																					
UNCG																					
UNCG																					
UNCG																					
UNCG																					
UNCG																					
UNCG																					
UNCG																					
UNCG																					
UNCG																					
UNCG																					
UNCG																					
UNCG																					
UNCG																					
UNCG																					
UNCG																					
UNCG																					
UNCG																					
UNCG																					
UNCG																					
UNCG																					
UNCG																					
UNCG																					
UNCG																					
UNCG																					
UNCG																					
UNCG																					
UNCG																					
UNCG																					
UNCG																					
UNCG																					
UNCG																					
UNCG																					
UNCG																					
UNCG																					
UNCG																					
UNCG																					
UNCG																					
UNCG																					
UNCG																					
UNCG																					
UNCG																					
UNCG																					
UNCG																					
UNCG																					
UNCG																					
UNCG																					
UNCG																					
UNCG																					
UNCG																					
UNCG																					
UNCG																					
UNCG																					
UNCG																					
UNCG																					
UNCG																					
UNCG																					
UNCG																					
UNCG																					
UNCG																					
UNCG																					
UNCG																					
UNCG																					
UNCG																					
UNCG																					
UNCG																					
UNCG																					
UNCG																					
UNCG																					
UNCG																					
UNCG																					
UNCG																					
UNCG																					
UNCG																					
UNCG																					
UNCG																					
UNCG																					
UNCG																					
UNCG																					
UNCG																					
UNCG																					
UNCG																					
UNCG																					
UNCG																					
UNCG																					
UNCG																					
UNCG																					
UNCG																					
UNCG																					
UNCG																					
UNCG																					
UNCG																					
UNCG																					
UNCG																					
UNCG																					
UNCG																					
UNCG																					
UNCG																					
UNCG																					
UNCG																					
UNCG																					
UNCG																					
UNCG																					
UNCG																					
UNCG																					
UNCG																					
UNCG																					
UNCG																					
UNCG																					
UNCG																					
UNCG																					
UNCG																					
UNCG																					
UNCG																					
UNCG																					
UNCG																					

U
N
C
W

UNCW

Non-Div I Games: Catawba 74 59 UNC Pembroke 73 64

Page 311

Average RPI Win:	230	WON-LOST	WINNING	LAST 10	STRENGTH OF	OPP. STRENGTH	TEAM	ADJ.	CONF.	ADJ CONF.
Average RPI Loss:	98	RECORD	PCT. RANK	GAMES	SCHEDULE	OF SCHEDULE	RPI	RPI	RPI	RPI
DIV. I ONLY	12- 11	162	7- 3	183	118	145	145	24	24	
DIV. I NON-CONF.	3- 7	254	0- 0	34	4	127	127	22	22	

TOTALS	RPI 1-25	RPI 26-50	W-L RECORDS	RPI 51-100	RPI 101-999	RPI 201+				
12- 11	0- 1	0- 3	OVERALL	2- 2	10- 5	8- 1				
6- 3	0- 1	0- 0	HOME	0- 1	6- 1	4- 0				
5- 8	0- 0	0- 3	AWAY	1- 1	4- 4	4- 1				
1- 0	0- 0	0- 0	NEUTRAL	1- 0	0- 0	0- 0				
3- 7	0- 1	0- 3	NON-CONFERENCE	2- 1	1- 2	0- 1				
1- 2	0- 1	0- 0	HOME	0- 1	1- 0	0- 0				
1- 5	0- 0	0- 3	AWAY	1- 0	0- 2	0- 1				
1- 0	0- 0	0- 0	NEUTRAL	1- 0	0- 0	0- 0				
9- 4	0- 0	0- 0	CONFERENCE	0- 1	9- 3	8- 0				
5- 1	0- 0	0- 0	HOME	0- 0	5- 1	4- 0				
4- 3	0- 0	0- 0	AWAY	0- 1	4- 2	4- 0				
0- 0	0- 0	0- 0	NEUTRAL	0- 0	0- 0	0- 0				

RPI 1-25				RPI 26-50				RPI 51-100				RPI 101+				Team's RPI: 145
RPI	S	Opponent	Score	RPI	S	Opponent	Score	RPI	S	Opponent	Score	RPI	S	Opponent	Score	
21	H	Iowa	47 71	37	A	Creighton	78 89	69	H	IUPUI	48 54	109	A	Missouri St.	52 62	
				38	A	South Dakota St.	47 57	70	N	Wyoming	55 40	109	H	Missouri St.	52 57	
				40	A	UCF	43 53	84	A	Kansas St.	72 71	120	H	Iowa St.	57 53	
								85	A	Drake	64 81	164	A	Southern Ill.	53 60	
												164	H	Southern Ill.	71 63	
												169	A	North Dakota	72 80	
												239	A	Omaha	74 78	
												248	A	Bradley	51 40	
												255	A	Illinois St.	58 36	
												265	A	Indiana St.	56 46	
												265	H	Indiana St.	59 53	
												283	H	Valparaiso	77 56	
												307	H	Loyola Chicago	70 41	
												349	A	Evansville	85 60	
												349	H	Evansville	65 41	

LAST 12 Division I GAMES:																
349	A	Evansville	85 60	85	A	Drake	64 81									
265	A	Indiana St.	56 46	265	H	Indiana St.	59 53									
164	H	Southern Ill.	71 63	349	H	Evansville	65 41									
109	H	Missouri St.	52 57	109	A	Missouri St.	52 62									
255	A	Illinois St.	58 36	164	A	Southern Ill.	53 60									
248	A	Bradley	51 40	283	H	Valparaiso	77 56									

Non-Div I Games: Wis.-Parkside 92 62

UNI

UNLV		Average RPI Win: 199	WON-LOST	WINNING	LAST 10	STRENGTH OF SCHEDULE	OPP. STRENGTH OF SCHEDULE	TEAM RPI	ADJ. RPI	CONF. RPI	ADJ CONF. RPI
		Average RPI Loss: 82	RECORD	PCT. RANK	GAMES						
DIV. I ONLY		14- 9	112	8- 2	70	116	90	90	16	16	
DIV. I NON-CONF.		5- 6	187	0- 0	8	80	92	92	14	14	

TOTALS		RPI 1-25	RPI 26-50		W-L RECORDS		RPI 51-100	RPI 101-999	RPI 201+		
14- 9		0- 3	1- 2		OVERALL		1- 1	12- 3	7- 1		
9- 4		0- 1	0- 2		HOME		0- 0	9- 1	4- 0		
5- 3		0- 1	1- 0		AWAY		1- 1	3- 1	3- 0		
0- 2		0- 1	0- 0		NEUTRAL		0- 0	0- 1	0- 1		
5- 6		0- 3	1- 2		NON-CONFERENCE		0- 0	4- 1	2- 1		
4- 3		0- 1	0- 2		HOME		0- 0	4- 0	2- 0		
1- 1		0- 1	1- 0		AWAY		0- 0	0- 0	0- 0		
0- 2		0- 1	0- 0		NEUTRAL		0- 0	0- 1	0- 1		
9- 3		0- 0	0- 0		CONFERENCE		1- 1	8- 2	5- 0		
5- 1		0- 0	0- 0		HOME		0- 0	5- 1	2- 0		
4- 2		0- 0	0- 0		AWAY		1- 1	3- 1	3- 0		
0- 0		0- 0	0- 0		NEUTRAL		0- 0	0- 0	0- 0		

RPI 1-25				RPI 26-50				RPI 51-100				RPI 101+			
RPI	S	Opponent	Score	RPI	S	Opponent	Score	RPI	S	Opponent	Score	RPI	S	Opponent	Score
3	H	Mississippi St.	63 103	36	H	Syracuse	55 69	70	A	Wyoming	56 69	114	H	Colorado St.	56 52
14	A	Stanford	33 74	43	H	Minnesota	72 79	86	A	New Mexico	68 66	139	H	Portland St.	88 80
20	N	Buffalo	53 80	49	A	Gonzaga	52 50					146	H	Fresno St.	72 74
												172	H	UC Irvine	73 54
												174	A	Boise St.	60 69
												174	H	Boise St.	77 54
												189	H	Nevada	77 75
												235	N	UC Riverside	88 95
												242	H	Hofstra	68 52
												250	A	San Jose St.	80 53
												250	H	San Jose St.	79 60
												251	A	San Diego St.	75 64
												264	H	Grand Canyon	76 47
												297	A	Utah St.	63 54
												311	H	Air Force	69 57

LAST 12 Division I GAMES:															
				70	A	Wyoming	56 69			114	H	Colorado St.	56 52		
				189	H	Nevada	77 75			86	A	New Mexico	68 66		
				174	H	Boise St.	77 54			311	H	Air Force	69 57		
				250	A	San Jose St.	80 53			297	A	Utah St.	63 54		
				251	A	San Diego St.	75 64			250	H	San Jose St.	79 60		
				146	H	Fresno St.	72 74			174	A	Boise St.	60 69		

Non-Div I Games:

UNLV

Average RPI Win:	291	WON-LOST	WINNING	LAST 10	STRENGTH OF	OPP. STRENGTH	TEAM	ADJ.	CONF.	ADJ CONF.
Average RPI Loss:	168	RECORD	PCT. RANK	GAMES	SCHEDULE	OF SCHEDULE	RPI	RPI	RPI	RPI
DIV. I ONLY	7- 16	274	4- 6	201	309	281	281	22	22	
DIV. I NON-CONF.	2- 10	300	0- 0	207	335	330	330	21	21	

TOTALS	RPI 1-25	RPI 26-50	W-L RECORDS	RPI 51-100	RPI 101-999	RPI 201+				
7- 16	0- 0	0- 3	OVERALL	0- 2	7- 11	6- 8				
5- 7	0- 0	0- 1	HOME	0- 1	5- 5	4- 4				
2- 9	0- 0	0- 2	AWAY	0- 1	2- 6	2- 4				
0- 0	0- 0	0- 0	NEUTRAL	0- 0	0- 0	0- 0				
2- 10	0- 0	0- 1	NON-CONFERENCE	0- 1	2- 8	2- 6				
2- 4	0- 0	0- 0	HOME	0- 0	2- 4	2- 3				
0- 6	0- 0	0- 1	AWAY	0- 1	0- 4	0- 3				
0- 0	0- 0	0- 0	NEUTRAL	0- 0	0- 0	0- 0				
5- 6	0- 0	0- 2	CONFERENCE	0- 1	5- 3	4- 2				
3- 3	0- 0	0- 1	HOME	0- 1	3- 1	2- 1				
2- 3	0- 0	0- 1	AWAY	0- 0	2- 2	2- 1				
0- 0	0- 0	0- 0	NEUTRAL	0- 0	0- 0	0- 0				

RPI 1-25				RPI 26-50				RPI 51-100				RPI 101+ Team's RPI : 281			
RPI	S	Opponent	Score	RPI	S	Opponent	Score	RPI	S	Opponent	Score	RPI	S	Opponent	Score
				44	A	Oklahoma St.	71 108	63	A	Virginia Tech	56 87	134	A	William & Mary	63 83
				45	A	FGCU	60 93	89	H	Jacksonville	45 71	178	A	Stetson	61 62
				45	H	FGCU	44 88					178	H	Stetson	69 64
												188	H	Furman	59 80
												207	A	East Carolina	53 66
												224	A	Gardner-Webb	39 60
												225	H	UNC Asheville	70 76
												228	H	North Florida	61 65
												239	H	Omaha	66 69
												246	A	Campbell	49 69
												262	A	Lipscomb	78 97
												262	H	Lipscomb	80 64
												272	H	Presbyterian	69 83
												302	A	Kennesaw St.	70 64
												302	H	Kennesaw St.	65 61
												316	H	South Carolina St.	63 44
												335	H	N.C. Central	66 61
												343	A	NJIT	95 57
LAST 12 Division I GAMES:															
				178	H	Stetson	69 64					89	H	Jacksonville	45 71
				45	H	FGCU	44 88					228	H	North Florida	61 65
				262	H	Lipscomb	80 64					45	A	FGCU	60 93
				302	A	Kennesaw St.	70 64					178	A	Stetson	61 62
				262	A	Lipscomb	78 97					343	A	NJIT	95 57
				302	H	Kennesaw St.	65 61					335	H	N.C. Central	66 61

Non-Div I Games: Brevard 109 39 Converse 71 51 Bob Jones 79 45

USC Upstate

Average RPI Win:	232	WON-LOST	WINNING	LAST 10	STRENGTH OF	OPP. STRENGTH	TEAM	ADJ.	CONF.	ADJ CONF.
Average RPI Loss:	143	RECORD	PCT. RANK	GAMES	SCHEDULE	OF SCHEDULE	RPI	RPI	RPI	RPI
DIV. I ONLY	14- 10	126	6- 4	275	182	176	176	23	23	
DIV. I NON-CONF.	6- 5	153	0- 0	217	68	153	153	23	23	

TOTALS	RPI 1-25	RPI 26-50	W-L RECORDS	RPI 51-100	RPI 101-999	RPI 201+				
14- 10	0- 0	0- 0	OVERALL	0- 5	14- 5	7- 2				
11- 2	0- 0	0- 0	HOME	0- 1	11- 1	4- 0				
3- 8	0- 0	0- 0	AWAY	0- 4	3- 4	3- 2				
0- 0	0- 0	0- 0	NEUTRAL	0- 0	0- 0	0- 0				
6- 5	0- 0	0- 0	NON-CONFERENCE	0- 5	6- 0	2- 0				
5- 1	0- 0	0- 0	HOME	0- 1	5- 0	1- 0				
1- 4	0- 0	0- 0	AWAY	0- 4	1- 0	1- 0				
0- 0	0- 0	0- 0	NEUTRAL	0- 0	0- 0	0- 0				
8- 5	0- 0	0- 0	CONFERENCE	0- 0	8- 5	5- 2				
6- 1	0- 0	0- 0	HOME	0- 0	6- 1	3- 0				
2- 4	0- 0	0- 0	AWAY	0- 0	2- 4	2- 2				
0- 0	0- 0	0- 0	NEUTRAL	0- 0	0- 0	0- 0				

RPI 1-25				RPI 26-50				RPI 51-100				RPI 101+				Team's RPI: 176
RPI	S	Opponent	Score	RPI	S	Opponent	Score	RPI	S	Opponent	Score	RPI	S	Opponent	Score	
								62	H	Houston	58 62	114	A	Little Rock	57 59	
								68	A	Georgia Tech	52 80	121	H	South Ala.	63 76	
								84	A	Kansas St.	56 70	146	H	Fresno St.	67 54	
								93	A	Utah	41 71	152	H	San Francisco	56 54	
								98	A	Arkansas	57 91	153	H	Texas St.	61 59	
												159	H	Louisiana	63 61	
												166	H	Troy	76 57	
												187	A	Arkansas St.	80 85	
												190	H	Oral Roberts	70 46	
												191	H	SMU	58 55	
												271	A	Appalachian St.	64 60	
												271	H	Appalachian St.	49 48	
												275	A	Coastal Caro.	76 89	
												275	H	Coastal Caro.	65 63	
												296	A	UTSA	69 68	
												315	H	Incarnate Word	61 48	
												320	A	Georgia St.	81 76	
												323	A	Ga. Southern	68 73	
												337	H	La. -Monroe	70 61	
LAST 12 Division I GAMES:																
				153	H	Texas St.	61 59	159	H	Louisiana	63 61					
				275	H	Coastal Caro.	65 63	187	A	Arkansas St.	80 85					
				271	H	Appalachian St.	49 48	114	A	Little Rock	57 59					
				323	A	Ga. Southern	68 73	121	H	South Ala.	63 76					
				320	A	Georgia St.	81 76	166	H	Troy	76 57					
				337	H	La. -Monroe	70 61	271	A	Appalachian St.	64 60					

Non-Div I Games:

UT Arlington

U
T
M
a
r
t
i
n

UT Martin				Through Games Of Feb. 13, 2018						
Average RPI Win:	281	WON-LOST	WINNING	LAST 10	STRENGTH OF	OPP. STRENGTH	TEAM	ADJ.	CONF.	ADJ CONF.
Average RPI Loss:	134	RECORD	PCT. RANK	GAMES	SCHEDULE	OF SCHEDULE	RPI	RPI	RPI	RPI
DIV. I ONLY		12- 12	176	8- 2	214	261	196	196	25	25
DIV. I NON-CONF.		2- 8	290	0- 0	114	82	266	266	27	27

TOTALS	RPI 1-25		RPI 26-50	W-L RECORDS	RPI 51-100		RPI 101-999		RPI 201+	
12- 12	0- 1		0- 0	OVERALL	0- 4		12- 7		12- 2	
7- 3	0- 0		0- 0	HOME	0- 1		7- 2		7- 1	
5- 7	0- 1		0- 0	AWAY	0- 2		5- 4		5- 1	
0- 2	0- 0		0- 0	NEUTRAL	0- 1		0- 1		0- 0	
2- 8	0- 1		0- 0	NON-CONFERENCE	0- 3		2- 4		2- 0	
2- 1	0- 0		0- 0	HOME	0- 0		2- 1		2- 0	
0- 5	0- 1		0- 0	AWAY	0- 2		0- 2		0- 0	
0- 2	0- 0		0- 0	NEUTRAL	0- 1		0- 1		0- 0	
10- 4	0- 0		0- 0	CONFERENCE	0- 1		10- 3		10- 2	
5- 2	0- 0		0- 0	HOME	0- 1		5- 1		5- 1	
5- 2	0- 0		0- 0	AWAY	0- 0		5- 2		5- 1	
0- 0	0- 0		0- 0	NEUTRAL	0- 0		0- 0		0- 0	

RPI 1-25				RPI 26-50				RPI 51-100				RPI 101+ Team's RPI: 196			
RPI	S	Opponent	Score	RPI	S	Opponent	Score	RPI	S	Opponent	Score	RPI	S	Opponent	Score
4	A	Louisville	56 91					53	A	Purdue	58 60	140	A	SIUE	70 73
								73	H	Belmont	63 65	164	A	Southern Ill.	72 84
								77	N	Saint Mary's (CA)	58 69	179	N	Eastern Wash.	58 61
								99	A	Chattanooga	82 87	184	H	Northwestern	63 71
												187	A	Arkansas St.	73 84
												210	A	Jacksonville St.	61 57
												215	H	Morehead St.	76 81
												217	H	N.C. A&T	76 63
												226	H	Southeast Mo. St.	72 65
												238	A	Austin Peay	62 69
												238	H	Austin Peay	100 66
												295	A	Murray St.	97 80
												295	H	Murray St.	85 67
												299	A	Tennessee Tech	67 51
												304	A	Eastern Ky.	72 54
												304	H	Eastern Ky.	77 49
												310	H	Western Caro.	62 54
												333	H	Tennessee St.	80 68
												346	A	Eastern Ill.	72 44

LAST 12 Division I GAMES:															
226	H	Southeast Mo. St.	72 65	140	A	SIUE	70 73								
304	A	Eastern Ky.	72 54	346	A	Eastern Ill.	72 44								
295	H	Murray St.	85 67	215	H	Morehead St.	76 81								
238	H	Austin Peay	100 66	304	H	Eastern Ky.	77 49								
299	A	Tennessee Tech	67 51	295	A	Murray St.	97 80								
210	A	Jacksonville St.	61 57	238	A	Austin Peay	62 69								

Non-Div I Games: Rhodes 90 49 Ala.-Huntsville 104 73

UT Martin

U
T
M
a
r
t
i
n

U
T
E
P

U
T
E
P

UTEP

Average RPI Win: 295
Average RPI Loss: 215

WON-LOST
RECORD

WINNING
PCT. RANK

LAST 10
GAMES

STRENGTH OF
SCHEDULE

OPP. STRENGTH
OF SCHEDULE

TEAM
RPI

ADJ.
RPI

CONF.
RPI

ADJ CONF.
RPI

DIV. I ONLY	8- 13	245	1- 9	335	339	319	319	31	31
DIV. I NON-CONF.	7- 5	132	1- 2	320	302	233	233	31	31

TOTALS	RPI 1-25	RPI 26-50	W-L RECORDS	RPI 51-100	RPI 101-999	RPI 201+			
8- 13	0- 0	0- 2	OVERALL	0- 0	8- 11	8- 10			
7- 5	0- 0	0- 1	HOME	0- 0	7- 4	7- 4			
1- 8	0- 0	0- 1	AWAY	0- 0	1- 7	1- 6			
0- 0	0- 0	0- 0	NEUTRAL	0- 0	0- 0	0- 0			
7- 5	0- 0	0- 2	NON-CONFERENCE	0- 0	7- 3	7- 2			
6- 1	0- 0	0- 1	HOME	0- 0	6- 0	6- 0			
1- 4	0- 0	0- 1	AWAY	0- 0	1- 3	1- 2			
0- 0	0- 0	0- 0	NEUTRAL	0- 0	0- 0	0- 0			
1- 8	0- 0	0- 0	CONFERENCE	0- 0	1- 8	1- 8			
1- 4	0- 0	0- 0	HOME	0- 0	1- 4	1- 4			
0- 4	0- 0	0- 0	AWAY	0- 0	0- 4	0- 4			
0- 0	0- 0	0- 0	NEUTRAL	0- 0	0- 0	0- 0			

RPI	S	Opponent	Score	RPI	S	Opponent	Score	RPI	S	Opponent	Score	RPI	S	Opponent	Score
44	A	Oklahoma St.	38 80	50	H	Southern California	64 71					185	A	Wisconsin	54 82
												218	A	Seattle U	56 64
												223	A	CSU Bakersfield	30 71
												223	H	CSU Bakersfield	64 67
												230	A	Texas Tech	64 80
												241	H	New Mexico St.	77 79
												257	A	A&M-Corpus Christi	41 71
												257	H	A&M-Corpus Christi	56 53
												263	H	Prairie View	78 62
												264	A	Grand Canyon	58 59
												264	H	Grand Canyon	59 65
												268	H	UMKC	52 54
												284	A	North Dakota St.	82 79
												285	H	Massachusetts	67 59
												289	H	Canisius	63 46
												296	H	UTSA	70 58
												328	A	Utah Valley	60 69
												340	H	Chicago St.	81 44
												344	H	Florida A&M	51 38
LAST 12 Division I GAMES:															
223	A	CSU Bakersfield	30 71	264	H	Grand Canyon	59 65								
264	A	Grand Canyon	58 59	223	H	CSU Bakersfield	64 67								
241	H	New Mexico St.	77 79	268	H	UMKC	52 54								
340	H	Chicago St.	81 44	50	H	Southern California	64 71								
218	A	Seattle U	56 64	289	H	Canisius	63 46								
328	A	Utah Valley	60 69	230	A	Texas Tech	64 80								

Non-Div I Games: Texas Lutheran 78 43 Concordia (TX) 67 49 Trinity (TX) 62 57

UTRGV

Loss, Non-Conf, S Site, H Home A Away N Neutral

Average RPI Win: 294	WON-LOST RECORD	WINNING PCT. RANK	LAST 10 GAMES	STRENGTH OF SCHEDULE	OPP. STRENGTH OF SCHEDULE	TEAM RPI	ADJ. RPI	CONF. RPI	ADJ. CONF. RPI
Average RPI Loss: 163									
DIV. I ONLY	4- 18	312	3- 7	185	220	296	296	18	18
DIV. I NON-CONF.	1- 9	318	0- 0	218	246	320	320	20	20

TOTALS	RPI 1-25	RPI 26-50	W-L RECORDS	RPI 51-100	RPI 101-999	RPI 201+			
4- 18	0- 1	0- 2	OVERALL	0- 1	4- 14	4- 5			
2- 6	0- 0	0- 0	HOME	0- 0	2- 6	2- 1			
1- 12	0- 1	0- 2	AWAY	0- 1	1- 8	1- 4			
1- 0	0- 0	0- 0	NEUTRAL	0- 0	1- 0	1- 0			
1- 9	0- 1	0- 1	NON-CONFERENCE	0- 0	1- 7	1- 3			
0- 3	0- 0	0- 0	HOME	0- 0	0- 3	0- 0			
0- 6	0- 1	0- 1	AWAY	0- 0	0- 4	0- 3			
1- 0	0- 0	0- 0	NEUTRAL	0- 0	1- 0	1- 0			
3- 9	0- 0	0- 1	CONFERENCE	0- 1	3- 7	3- 2			
2- 3	0- 0	0- 0	HOME	0- 0	2- 3	2- 1			
1- 6	0- 0	0- 1	AWAY	0- 1	1- 4	1- 1			
0- 0	0- 0	0- 0	NEUTRAL	0- 0	0- 0	0- 0			

RPI 1-25				RPI 26-50				RPI 51-100				RPI 101+ Team's RPI: 296			
RPI	S	Opponent	Score	RPI	S	Opponent	Score	RPI	S	Opponent	Score	RPI	S	Opponent	Score
9	A	Texas	70 120	34	A	Arizona St.	42 74	95	A	Rice	52 83	118	H	Middle Tenn.	47 62
				48	A	Western Ky.	38 73					124	H	Northern Ill.	55 69
												136	H	UTEP	53 66
												153	A	Texas St.	38 91
												157	A	Louisiana Tech	55 63
												169	H	North Dakota	47 60
												176	H	UT Arlington	68 69
												186	A	Charlotte	75 88
												193	A	Southern Miss.	60 83
												203	A	San Diego	69 78
												213	H	Fla. Atlantic	65 99
												221	H	North Texas	70 58
												286	A	Old Dominion	63 69
												286	H	Old Dominion	64 56
												313	A	Cal St. Fullerton	46 55
												319	A	UTRGV	58 70
												334	A	Marshall	72 59
												336	N	Mississippi Val.	68 55

LAST 12 Division I GAMES:															
186	A	Charlotte	75 88	286	A	Old Dominion	63 69								
334	A	Marshall	72 59	48	A	Western Ky.	38 73								
136	H	UTEP	53 66	286	H	Old Dominion	64 56								
221	H	North Texas	70 58	118	H	Middle Tenn.	47 62								
193	A	Southern Miss.	60 83	95	A	Rice	52 83								
213	H	Fla. Atlantic	65 99	157	A	Louisiana Tech	55 63								

Non-Div I Games: Sul Ross St. 97 47 Tex. A&M-Commerce 60 69

UTSA

Average RPI Win: 178

Average RPI Loss: 56

WON-LOST
RECORDWINNING
PCT. RANKLAST 10
GAMESSTRENGTH OF
SCHEDULEOPP. STRENGTH
OF SCHEDULETEAM
RPIADJ.
RPICONF.
RPIADJ CONF.
RPIDIV. I ONLY
DIV. I NON-CONF.15- 10
9- 2117
333- 7
0- 099
17964
17193
4993
495
35
3

TOTALS

RPI 1-25

RPI 26-50

W-L RECORDS

RPI 51-100

RPI 101-999

RPI 201+

15- 10

0- 3

1- 4

OVERALL

3- 1

11- 2

5- 0

8- 6

0- 2

0- 3

HOME

2- 0

6- 1

3- 0

7- 4

0- 1

1- 1

AWAY

1- 1

5- 1

2- 0

0- 0

0- 0

0- 0

NEUTRAL

0- 0

0- 0

0- 0

9- 2

0- 0

0- 0

NON-CONFERENCE

2- 1

7- 1

3- 0

7- 0

0- 0

0- 0

HOME

2- 0

5- 0

2- 0

2- 2

0- 0

0- 0

AWAY

0- 1

2- 1

1- 0

0- 0

0- 0

0- 0

NEUTRAL

0- 0

0- 0

0- 0

6- 8

0- 3

1- 4

CONFERENCE

1- 0

4- 1

2- 0

1- 6

0- 2

0- 3

HOME

0- 0

1- 1

1- 0

5- 2

0- 1

1- 1

AWAY

1- 0

3- 0

1- 0

0- 0

0- 0

0- 0

NEUTRAL

0- 0

0- 0

0- 0

RPI 1-25

RPI 26-50

RPI 51-100 Team's RPI: 93

RPI 101+

RPI	S	Opponent	Score
10	H	UCLA	74 81
11	H	Oregon	68 84
14	A	Stanford	49 70

RPI	S	Opponent	Score
34	A	Arizona St.	58 56
34	H	Arizona St.	81 83
35	A	Cal i forni a	73 84
46	H	Oregon St.	58 69
50	H	Southern Cal i forni a	47 58

RPI	S	Opponent	Score
53	H	Purdue	81 68
77	H	Saint Mary's (CA)	74 63
87	A	Washi ngton St.	81 79
94	A	Al abama	60 65

RPI	S	Opponent	Score
125	A	BYU	68 77
143	A	Col orado	78 74
143	H	Col orado	65 69
148	A	Weber St.	85 58
173	A	Washi ngton	74 65
176	H	UT Ar lington	71 41
189	H	Nevada	87 61
190	H	Oral Roberts	71 50
229	H	Pepperdi ne	89 65
277	A	Ari zona	80 56
277	H	Ari zona	89 55
297	A	Utah St.	79 44
315	H	Incarnate Word	90 31

LAST 12 Di vi si on I GAMES:

35	A	Cal i forni a	73 84	277	A	Ari zona	80 56
14	A	Stanford	49 70	34	A	Arizona St.	58 56
143	A	Col orado	78 74	50	H	Southern Cal i forni a	47 58
143	H	Col orado	65 69	10	H	UCLA	74 81
11	H	Oregon	68 84	87	A	Washing ton St.	81 79
46	H	Oregon St.	58 69	173	A	Washi ngton	74 65

Non-Di v I Games:

Utah

Average RPI Win: 178

Average RPI Loss: 173

WON-LOST
RECORDWINNING
PCT. RANKLAST 10
GAMESSTRENGTH OF
SCHEDULEOPP. STRENGTH
OF SCHEDULETEAM
RPIADJ.
RPICONF.
RPIADJ CONF.
RPIDIV. I ONLY
DIV. I NON-CONF.4- 19
1- 9317
3182- 8
0- 0160
222208
331297
325297
32516
1416
14

TOTALS

RPI 1-25

RPI 26-50

W-L RECORDS

RPI 51-100

RPI 101-999

RPI 201+

4- 19

0- 0

0- 1

OVERALL

0- 5

4- 13

1- 6

3- 6

0- 0

0- 0

HOME

0- 3

3- 3

1- 1

1- 11

0- 0

0- 0

AWAY

0- 2

1- 9

0- 4

0- 2

0- 0

0- 1

NEUTRAL

0- 0

0- 1

0- 1

1- 9

0- 0

0- 1

NON-CONFERENCE

0- 1

1- 7

0- 4

0- 3

0- 0

0- 0

HOME

0- 1

0- 2

0- 1

1- 4

0- 0

0- 0

AWAY

0- 0

1- 4

0- 2

0- 2

0- 0

0- 1

NEUTRAL

0- 0

0- 1

0- 1

3- 10

0- 0

0- 0

CONFERENCE

0- 4

3- 6

1- 2

3- 3

0- 0

0- 0

HOME

0- 2

3- 1

1- 0

0- 7

0- 0

0- 0

AWAY

0- 2

0- 5

0- 2

0- 0

0- 0

0- 0

NEUTRAL

0- 0

0- 0

0- 0

RPI 1-25

RPI 26-50

RPI 51-100

RPI 101+

Team's RPI: 297

RPI S Opponent Score

RPI S Opponent Score

RPI S Opponent Score

RPI S Opponent Score

46 N Oregon St. 55 94

70 A Wyoming 44 61

114 A Colorado St. 45 56

70 H Wyoming 46 64

125 A BYU 76 69

86 A New Mexico 47 80

144 A Idaho St. 44 64

90 H UNLV 54 63

146 A Fresno St. 56 57

93 H Utah 44 79

146 H Fresno St. 60 52

172 A UC Irvine 84 87

174 A Boise St. 60 68

174 H Boise St. 42 64

180 H Denver 72 74

189 H Nevada 79 57

234 N Montana St. 52 64

250 A San Jose St. 66 79

251 H San Diego St. 62 58

277 H Arizona 49 65

311 A Air Force 50 57

324 A Southern Utah 67 70

328 A Utah Valley 43 61

LAST 12 Division I GAMES:

174 A Boise St. 60 68

174 H Boise St. 42 64

70 H Wyoming 46 64

189 H Nevada 79 57

86 A New Mexico 47 80

114 A Colorado St. 45 56

146 H Fresno St. 60 52

90 H UNLV 54 63

311 A Air Force 50 57

146 A Fresno St. 56 57

70 A Wyoming 44 61

251 H San Diego St. 62 58

Non-Div I Games:

Dixie St.

92 72

Utah St.

Average RPI Win:	285	WON-LOST	WINNING	LAST 10	STRENGTH OF	OPP. STRENGTH	TEAM	ADJ.	CONF.	ADJ CONF.
Average RPI Loss:	211	RECORD	PCT. RANK	GAMES	SCHEDULE	OF SCHEDULE	RPI	RPI	RPI	RPI
DIV. I ONLY	8- 14	252	4- 6	345	288	328	328	31	31	
DIV. I NON-CONF.	4- 9	249	0- 2	318	280	329	329	31	31	

TOTALS	RPI 1-25	RPI 26-50	W-L RECORDS	RPI 51-100	RPI 101-999	RPI 201+				
8- 14	0- 0	0- 1	OVERALL	0- 0	8- 13	7- 8				
6- 5	0- 0	0- 0	HOME	0- 0	6- 5	5- 4				
2- 9	0- 0	0- 0	AWAY	0- 0	2- 1	2- 1				
0- 0	0- 0	0- 0	NEUTRAL	0- 0	0- 0	0- 0				
4- 9	0- 0	0- 1	NON-CONFERENCE	0- 0	4- 8	3- 3				
4- 2	0- 0	0- 0	HOME	0- 0	4- 2	3- 1				
0- 7	0- 0	0- 1	AWAY	0- 0	0- 6	0- 2				
0- 0	0- 0	0- 0	NEUTRAL	0- 0	0- 0	0- 0				
4- 5	0- 0	0- 0	CONFERENCE	0- 0	4- 5	4- 5				
2- 3	0- 0	0- 0	HOME	0- 0	2- 3	2- 3				
2- 2	0- 0	0- 0	AWAY	0- 0	2- 2	2- 2				
0- 0	0- 0	0- 0	NEUTRAL	0- 0	0- 0	0- 0				

RPI 1-25				RPI 26-50				RPI 51-100				RPI 101+				Team's RPI: 328
RPI	S	Opponent	Score	RPI	S	Opponent	Score	RPI	S	Opponent	Score	RPI	S	Opponent	Score	
				46	A	Oregon St.	41 98					125	A	BYU	54 75	
												144	H	Idaho St.	58 70	
												148	A	Weber St.	57 75	
												154	H	Cal Poly	89 70	
												179	A	Eastern Wash.	41 61	
												180	A	Denver	53 72	
												218	H	Seattle U	75 77	
												223	A	CSU Bakersfi el d	58 63	
												229	A	Pepperdi ne	44 71	
												241	H	New Mexico St.	72 82	
												264	A	Grand Canyon	61 81	
												268	A	UMKC	66 59	
												268	H	UMKC	68 65	
												297	H	Utah St.	61 43	
												308	A	Portland	64 71	
												311	H	Air Force	59 56	
												313	H	Cal St. Fullerton	36 73	
												319	H	UTRGV	69 60	
												324	H	Southern Utah	69 61	
												340	A	Chi cago St.	68 30	
												340	H	Chi cago St.	74 84	

LAST 12 Division I GAMES:																
				268	H	UMKC	68 65	340	A	Chi cago St.	68 30					
				340	H	Chi cago St.	74 84	268	A	UMKC	66 59					
				218	H	Seattle U	75 77	223	A	CSU Bakersfi el d	58 63					
				264	A	Grand Canyon	61 81	180	A	Denver	53 72					
				241	H	New Mexico St.	72 82	313	H	Cal St. Fullerton	36 73					
				319	H	UTRGV	69 60	154	H	Cal Poly	89 70					

Non-Div I Games: Dixie St. 72 63 Antelope Valley 78 54

Utah Valley

Loss, Non-Conf, S Site, H Home A Away N Neutral

Average RPI Win:	278	WON-LOST	WINNING	LAST 10	STRENGTH OF	OPP. STRENGTH	TEAM	ADJ.	CONF.	ADJ CONF.
Average RPI Loss:	149	RECORD	PCT. RANK	GAMES	SCHEDULE	OF SCHEDULE	RPI	RPI	RPI	RPI
DIV. I ONLY	6- 18	294	3- 7	199	190	288	288	12	12	
DIV. I NON-CONF.	3- 9	280	0- 0	263	272	304	304	10	10	

TOTALS	RPI 1-25	RPI 26-50	W-L RECORDS	RPI 51-100	RPI 101-999	RPI 201+				
6- 18	0- 0	0- 2	OVERALL	0- 6	6- 10	5- 5				
4- 6	0- 0	0- 0	HOME	0- 3	4- 3	3- 0				
1- 10	0- 0	0- 0	AWAY	0- 0	1- 0	1- 0				
1- 2	0- 0	0- 0	NEUTRAL	0- 2	1- 0	1- 0				
3- 9	0- 0	0- 1	NON-CONFERENCE	0- 2	3- 6	3- 3				
2- 2	0- 0	0- 0	HOME	0- 0	2- 2	2- 0				
0- 5	0- 0	0- 1	AWAY	0- 0	0- 4	0- 3				
1- 2	0- 0	0- 0	NEUTRAL	0- 2	1- 0	1- 0				
3- 9	0- 0	0- 1	CONFERENCE	0- 4	3- 4	2- 2				
2- 4	0- 0	0- 0	HOME	0- 3	2- 1	1- 0				
1- 5	0- 0	0- 1	AWAY	0- 1	1- 3	1- 2				
0- 0	0- 0	0- 0	NEUTRAL	0- 0	0- 0	0- 0				

RPI	S	Opponent	Score	RPI	S	Opponent	Score	RPI	S	Opponent	Score	RPI	S	Opponent	Score	Team's RPI: 288
39	A	Dayton	64 74	56	N	Mercer	54 70	133	H	Georgetown	59 71					
43	A	Minnesota	63 108	67	A	Duquesne	71 80	137	A	Radford	62 79					
				67	H	Duquesne	51 70	163	A	Saint Joseph's	41 79					
				71	H	Fordham	54 64	163	H	Saint Joseph's	56 54					
				72	N	Penn	52 82	200	H	Richmond	68 77					
				91	H	George Washington	39 61	201	H	Norfolk St.	52 66					
								220	A	UNCG	61 74					
								231	A	La Salle	57 62					
								256	H	St. Bonaventure	77 75					
								282	A	UNCW	67 83					
								285	A	Massachusetts	75 79					
								286	H	Old Dominion	68 39					
								306	H	Coppin St.	62 47					
								320	A	Georgia St.	56 61					
								325	N	Long Beach St.	69 59					
								332	A	Rhode Island	61 49					

LAST 12 Division I GAMES:																
256	H	St. Bonaventure	77 75	285	A	Massachusetts	75 79									
67	A	Duquesne	71 80	71	H	Fordham	54 64									
39	A	Dayton	64 74	332	A	Rhode Island	61 49									
163	H	Saint Joseph's	56 54	67	H	Duquesne	51 70									
200	H	Richmond	68 77	91	H	George Washington	39 61									
231	A	La Salle	57 62	163	A	Saint Joseph's	41 79									

Non-Div I Games:

VCU

Average RPI Win:	315	WON-LOST	WINNING	LAST 10	STRENGTH OF	OPP. STRENGTH	TEAM	ADJ.	CONF.	ADJ CONF.
Average RPI Loss:	163	RECORD	PCT. RANK	GAMES	SCHEDULE	OF SCHEDULE	RPI	RPI	RPI	RPI
DIV. I ONLY	9- 12	216	4- 6	343	258	283	283	24	24	
DIV. I NON-CONF.	5- 4	146	0- 0	340	260	238	238	22	22	

TOTALS	RPI 1-25	RPI 26-50	W-L RECORDS	RPI 51-100	RPI 101-999	RPI 201+				
9- 12	0- 0	0- 0	OVERALL	0- 4	9- 8	9- 5				
6- 2	0- 0	0- 0	HOME	0- 0	6- 2	6- 2				
3- 10	0- 0	0- 0	AWAY	0- 0	3- 0	3- 0				
0- 0	0- 0	0- 0	NEUTRAL	0- 0	0- 0	0- 0				
5- 4	0- 0	0- 0	NON-CONFERENCE	0- 3	5- 1	5- 1				
3- 0	0- 0	0- 0	HOME	0- 0	3- 0	3- 0				
2- 4	0- 0	0- 0	AWAY	0- 3	2- 1	2- 1				
0- 0	0- 0	0- 0	NEUTRAL	0- 0	0- 0	0- 0				
4- 8	0- 0	0- 0	CONFERENCE	0- 1	4- 7	4- 4				
3- 2	0- 0	0- 0	HOME	0- 0	3- 2	3- 2				
1- 6	0- 0	0- 0	AWAY	0- 1	1- 5	1- 2				
0- 0	0- 0	0- 0	NEUTRAL	0- 0	0- 0	0- 0				

RPI 1-25				RPI 26-50				RPI 51-100				RPI 101+				Team's RPI: 283
RPI	S	Opponent	Score	RPI	S	Opponent	Score	RPI	S	Opponent	Score	RPI	S	Opponent	Score	
								53	A	Purdue	49 95	109	A	Missouri St.	60 83	
								85	A	Drake	50 86	145	A	UNI	56 77	
								88	A	Liberty	40 61	164	A	Southern Ill.	63 74	
								92	A	Miami (OH)	68 77	205	A	Bowling Green	77 90	
												248	A	Bradley	58 69	
												248	H	Bradley	69 88	
												255	A	Illinois St.	55 63	
												255	H	Illinois St.	56 50	
												264	H	Grand Canyon	80 75	
												265	H	Indiana St.	54 67	
												307	A	Loyola Chicago	63 53	
												307	H	Loyola Chicago	76 60	
												321	H	Fort Wayne	68 50	
												340	H	Chicago St.	71 60	
												346	A	Eastern Ill.	76 67	
												348	A	Longwood	81 68	
												349	H	Evansville	101 59	

LAST 12 Division I GAMES:																
								307	A	Loyola Chicago	63 53	109	A	Missouri St.	60 83	
								255	A	Illinois St.	55 63	307	H	Loyola Chicago	76 60	
								248	A	Bradley	58 69	248	H	Bradley	69 88	
								265	H	Indiana St.	54 67	255	H	Illinois St.	56 50	
								349	H	Evansville	101 59	145	A	UNI	56 77	
								164	A	Southern Ill.	63 74	85	A	Drake	50 86	

Non-Div I Games: Ind.-Northwest 99 59 Ind.-Kokomo 81 47

Valparaiso

Loss, Non-Conf, S Site, H Home A Away N Neutral

Average RPI Win:	134	WON-LOST	WINNING	LAST 10	STRENGTH OF	OPP. STRENGTH	TEAM	ADJ.	CONF.	ADJ CONF.
Average RPI Loss:	56	RECORD	PCT. RANK	GAMES	SCHEDULE	OF SCHEDULE	RPI	RPI	RPI	RPI
DIV. I ONLY	6- 20	303	2- 8	6	14	130	130	2	2	
DIV. I NON-CONF.	4- 10	267	0- 0	24	20	148	148	2	2	

TOTALS	RPI 1-25	RPI 26-50	W-L RECORDS	RPI 51-100	RPI 101-999	RPI 201+				
6- 20	0- 10	0- 3	OVERALL	2- 3	4- 4	1- 0				
3- 10	0- 6	0- 1	HOME	1- 1	2- 2	1- 0				
3- 8	0- 4	0- 1	AWAY	1- 2	2- 1	0- 0				
0- 2	0- 0	0- 1	NEUTRAL	0- 0	0- 1	0- 0				
4- 10	0- 2	0- 3	NON-CONFERENCE	1- 1	3- 4	1- 0				
2- 5	0- 1	0- 1	HOME	0- 1	2- 2	1- 0				
2- 3	0- 1	0- 1	AWAY	1- 0	1- 1	0- 0				
0- 2	0- 0	0- 1	NEUTRAL	0- 0	0- 1	0- 0				
2- 10	0- 8	0- 0	CONFERENCE	1- 2	1- 0	0- 0				
1- 5	0- 5	0- 0	HOME	1- 0	0- 0	0- 0				
1- 5	0- 3	0- 0	AWAY	0- 2	1- 0	0- 0				
0- 0	0- 0	0- 0	NEUTRAL	0- 0	0- 0	0- 0				

RPI 1-25				RPI 26-50				RPI 51-100				RPI 101+ Team's RPI: 130			
RPI	S	Opponent	Score	RPI	S	Opponent	Score	RPI	S	Opponent	Score	RPI	S	Opponent	Score
4	A	Louisville	57 79	29	A	Central Mich.	75 92	73	H	Belmont	74 111	102	A	Tulane	59 71
7	A	Tennessee	73 86	36	N	Syracuse	78 84	91	A	George Washington	69 59	104	A	Saint Louis	74 69
7	H	Tennessee	64 74	41	H	Ball St.	79 88	94	A	Alabama	75 77	118	H	Middle Tenn.	54 65
15	H	Missouri	70 81					96	A	Auburn	60 63	120	H	Iowa St.	77 74
17	H	Texas A&M	67 91					97	H	Kentucky	70 55	131	A	Ole Miss	75 72
18	H	South Carolina	82 95									185	N	Wisconsin	71 73
19	H	NC State	72 83									195	H	Memphis	60 71
22	A	Georgia	55 67									262	H	Lipscomb	92 82
22	H	Georgia	52 81												
25	A	LSU	65 85												
LAST 12 Division I GAMES:															
96	A	Auburn	60 63	18	H	South Carolina	82 95								
22	A	Georgia	55 67	97	H	Kentucky	70 55								
7	H	Tennessee	64 74	15	H	Missouri	70 81								
131	A	Ole Miss	75 72	7	A	Tennessee	73 86								
17	H	Texas A&M	67 91	22	H	Georgia	52 81								
94	A	Alabama	75 77	25	A	LSU	65 85								

Non-Div I Games:

Vanderbilt

Average RPI Win: 233	WON-LOST RECORD	WINNING PCT. RANK	LAST 10 GAMES	STRENGTH OF SCHEDULE	OPP. STRENGTH OF SCHEDULE	TEAM RPI	ADJ. RPI	CONF. RPI	ADJ CONF. RPI
Average RPI Loss: 178									

DIV. I ONLY	7- 17	279	3- 7	238	221	290	290	20	20
DIV. I NON-CONF.	2- 10	300	0- 0	249	161	333	333	24	24

TOTALS	RPI 1-25	RPI 26-50	W-L RECORDS	RPI 51-100	RPI 101-999	RPI 201+			
7- 17	0- 0	0- 1	OVERALL	1- 4	6- 12	4- 6			
5- 8	0- 0	0- 0	HOME	1- 2	4- 6	3- 2			
2- 9	0- 0	0- 0	AWAY	0- 0	2- 0	1- 0			
0- 0	0- 0	0- 0	NEUTRAL	0- 0	0- 0	0- 0			
2- 10	0- 0	0- 1	NON-CONFERENCE	0- 2	2- 7	2- 4			
2- 5	0- 0	0- 0	HOME	0- 2	2- 3	2- 1			
0- 5	0- 0	0- 1	AWAY	0- 0	0- 4	0- 3			
0- 0	0- 0	0- 0	NEUTRAL	0- 0	0- 0	0- 0			
5- 7	0- 0	0- 0	CONFERENCE	1- 2	4- 5	2- 2			
3- 3	0- 0	0- 0	HOME	1- 0	2- 3	1- 1			
2- 4	0- 0	0- 0	AWAY	0- 2	2- 2	1- 1			
0- 0	0- 0	0- 0	NEUTRAL	0- 0	0- 0	0- 0			

RPI 1-25	RPI 26-50	RPI 51-100	RPI 101+	Team's RPI: 290
RPI S Opponent Score	RPI S Opponent Score	RPI S Opponent Score	RPI S Opponent Score	
	47 A Miami (FL) 49 73	58 H American 62 64	117 A Dartmouth 56 66	
		76 H James Madison 56 68	138 H Northeastern 66 71	
		79 A Albany (NY) 55 67	151 H Binghamton 48 62	
		79 H Albany (NY) 62 57	155 H Hartford 53 47	
		81 A Maine 55 64	182 A New Hampshire 58 53	
			182 H New Hampshire 49 52	
			198 A Stony Brook 57 80	
			199 H Boston U. 41 57	
			209 H Columbia 66 73	
			243 A Holy Cross 53 64	
			247 H Howard 88 65	
			273 A Rider 49 64	
			291 H Central Conn. St. 62 48	
			303 A FIU 70 80	
			329 A UMBC 72 58	
			329 H UMBC 51 52	
			347 A UMass Lowell 60 65	
			347 H UMass Lowell 63 55	
LAST 12 Division I GAMES:				
347 A UMass Lowell 60 65	155 H Hartford 53 47			
79 H Albany (NY) 62 57	182 H New Hampshire 49 52			
182 A New Hampshire 58 53	81 A Maine 55 64			
329 H UMBC 51 52	198 A Stony Brook 57 80			
151 H Binghamton 48 62	329 A UMBC 72 58			
79 A Albany (NY) 55 67	347 H UMass Lowell 63 55			

Non-Div I Games: Norwich 75 31

Vermont

Average RPI Win:	130	WON-LOST	WINNING	LAST 10	STRENGTH OF	OPP. STRENGTH	TEAM	ADJ.	CONF.	ADJ CONF.
Average RPI Loss:	60	RECORD	PCT. RANK	GAMES	SCHEDULE	OF SCHEDULE	RPI	RPI	RPI	RPI
DIV. I ONLY	20- 5	30	7- 3	53	61	23	23	6	6	
DIV. I NON-CONF.	10- 1	15	0- 1	22	105	8	8	6	6	

TOTALS	RPI 1-25	RPI 26-50	W-L RECORDS	RPI 51-100	RPI 101-999	RPI 201+				
20- 5	2- 0	1- 2	OVERALL	3- 2	14- 1	4- 0				
7- 3	2- 0	0- 1	HOME	1- 1	4- 1	1- 0				
10- 2	0- 0	1- 1	AWAY	0- 1	9- 0	3- 0				
3- 0	0- 0	0- 0	NEUTRAL	2- 0	1- 0	0- 0				
10- 1	1- 0	1- 0	NON-CONFERENCE	2- 1	6- 0	2- 0				
2- 1	1- 0	0- 0	HOME	0- 1	1- 0	0- 0				
5- 0	0- 0	1- 0	AWAY	0- 0	4- 0	2- 0				
3- 0	0- 0	0- 0	NEUTRAL	2- 0	1- 0	0- 0				
10- 4	1- 0	0- 2	CONFERENCE	1- 1	8- 1	2- 0				
5- 2	1- 0	0- 1	HOME	1- 0	3- 1	1- 0				
5- 2	0- 0	0- 1	AWAY	0- 1	5- 0	1- 0				
0- 0	0- 0	0- 0	NEUTRAL	0- 0	0- 0	0- 0				

RPI	S	Opponent	Score	RPI	S	Opponent	Score	RPI	S	Opponent	Score	RPI	S	Opponent	Score
16	H	Duke	64 55	32	H	Marquette	57 67	52	A	St. John's (NY)	64 70	101	A	Seton Hall	67 59
24	H	DePaul	84 58	33	A	Princeton	62 59	52	H	St. John's (NY)	69 52	101	H	Seton Hall	59 53
				37	A	Creighton	54 69	58	N	American	65 60	107	A	Butler	69 67
								72	H	Penn	77 79	107	H	Butler	53 76
								76	N	James Madison	60 57	133	A	Georgetown	60 58
												133	H	Georgetown	68 67
												155	A	Hartford	71 53
												160	N	Lehigh	62 42
												163	H	Saint Joseph's	79 44
												181	A	Temple	69 65
												192	A	Providence	63 55
												214	A	Xavier	89 50
												214	H	Xavier	75 57
												231	A	La Salle	76 49
												258	A	Fairfield	73 44

LAST 12 Division I GAMES:															
101	H	Seton Hall	59 53	24	H	DePaul	84 58	72	H	Penn	77 79	101	A	Seton Hall	67 59
52	H	St. John's (NY)	69 52	52	A	St. John's (NY)	64 70	133	A	Georgetown	60 58	133	H	Georgetown	68 67
107	A	Butler	69 67	214	A	Xavier	89 50	107	A	Butler	69 67	155	A	Hartford	71 53
214	A	Xavier	75 57	32	H	Marquette	57 67	214	H	Xavier	75 57	160	N	Lehigh	62 42

Non-Div I Games:

Villanova

Average RPI Win:	128	WON-LOST	WINNING	LAST 10	STRENGTH OF	OPP. STRENGTH	TEAM	ADJ.	CONF.	ADJ CONF.
Average RPI Loss:	22	RECORD	PCT. RANK	GAMES	SCHEDULE	OF SCHEDULE	RPI	RPI	RPI	RPI
DIV. I ONLY	16- 9	93	7- 3	7	10	28	28	1	1	
DIV. I NON-CONF.	7- 6	165	0- 0	12	22	70	70	1	1	

TOTALS	RPI 1-25	RPI 26-50	W-L RECORDS	RPI 51-100	RPI 101-999	RPI 201+				
16- 9	1- 6	1- 2	OVERALL	6- 1	8- 0	4- 0				
10- 4	0- 3	1- 0	HOME	2- 1	7- 0	3- 0				
4- 5	1- 3	0- 2	AWAY	2- 0	1- 0	1- 0				
2- 0	0- 0	0- 0	NEUTRAL	2- 0	0- 0	0- 0				
7- 6	0- 3	0- 2	NON-CONFERENCE	3- 1	4- 0	3- 0				
5- 3	0- 2	0- 0	HOME	1- 1	4- 0	3- 0				
0- 3	0- 1	0- 2	AWAY	0- 0	0- 0	0- 0				
2- 0	0- 0	0- 0	NEUTRAL	2- 0	0- 0	0- 0				
9- 3	1- 3	1- 0	CONFERENCE	3- 0	4- 0	1- 0				
5- 1	0- 1	1- 0	HOME	1- 0	3- 0	0- 0				
4- 2	1- 2	0- 0	AWAY	2- 0	1- 0	1- 0				
0- 0	0- 0	0- 0	NEUTRAL	0- 0	0- 0	0- 0				

RPI 1-25				RPI 26-50				RPI 51-100				RPI 101+			
RPI	S	Opponent	Score	RPI	S	Opponent	Score	RPI	S	Opponent	Score	RPI	S	Opponent	Score
3	A	Mississippi St.	53 68	26	A	Rutgers	43 52	63	A	Virginia Tech	64 62	103	H	North Carolina	82 70
4	H	Louisville	41 77	36	H	Syracuse	68 63	63	H	Virginia Tech	61 52	141	H	Clemson	70 41
5	A	Florida St.	62 77	39	A	Dayton	46 61	65	N	Indiana	82 72	167	H	Pittsburgh	62 50
13	H	Maryland	59 60					67	H	Duquesne	63 74	197	H	Hampton	66 62
16	A	Duke	48 55					68	A	Georgia Tech	62 56	208	A	Boston College	68 57
19	A	NC State	73 63					75	N	Ohio	77 59	220	H	UNCG	68 50
22	H	Georgia	61 64					78	H	Harvard	50 48	253	H	Manhattan	69 47
												291	H	Central Conn. St.	103 59

LAST 12 Division I GAMES:															
63	A	Virginia Tech	64 62	16	A	Duke	48 55	208	A	Boston College	68 57	141	H	Clemson	70 41
5	A	Florida St.	62 77	4	H	Louisville	41 77	19	A	NC State	73 63	36	H	Syracuse	68 63
68	A	Georgia Tech	62 56	103	H	North Carolina	82 70	167	H	Pittsburgh	62 50				
63	H	Virginia Tech	61 52												

Non-Div I Games:

Virginia

































































Average RPI	Win:	161	WON-LOST	WINNING	LAST 10	STRENGTH OF	OPP. STRENGTH	TEAM	ADJ.	CONF.	ADJ CONF.
Average RPI	Loss:	34	RECORD	PCT. RANK	GAMES	SCHEDULE	OF SCHEDULE	RPI	RPI	RPI	RPI
DIV. I ONLY		16- 9		93	4- 6	43	41	63	63	1	1
DIV. I NON-CONF.		11- 2		22	0- 0	149	140	45	45	1	1

TOTALS	RPI 1-25		RPI 26-50		W-L RECORDS	RPI 51-100		RPI 101-999		RPI 201+	
16- 9	0- 4		2- 3		OVERALL	4- 1		10- 1		6- 0	
10- 4	0- 2		1- 2		HOME	2- 0		7- 0		4- 0	
5- 3	0- 2		1- 1		AWAY	1- 0		3- 0		2- 0	
1- 2	0- 0		0- 0		NEUTRAL	1- 1		0- 1		0- 0	
11- 2	0- 0		1- 0		NON-CONFERENCE	3- 1		7- 1		5- 0	
7- 0	0- 0		1- 0		HOME	1- 0		5- 0		3- 0	
3- 0	0- 0		0- 0		AWAY	1- 0		2- 0		2- 0	
1- 2	0- 0		0- 0		NEUTRAL	1- 1		0- 1		0- 0	
5- 7	0- 4		1- 3		CONFERENCE	1- 0		3- 0		1- 0	
3- 4	0- 2		0- 2		HOME	1- 0		2- 0		1- 0	
2- 3	0- 2		1- 1		AWAY	0- 0		1- 0		0- 0	
0- 0	0- 0		0- 0		NEUTRAL	0- 0		0- 0		0- 0	

RPI 1-25				RPI 26-50				RPI 51-100				Team's RPI : 63				RPI 101+			
RPI	S	Opponent	Score	RPI	S	Opponent	Score	RPI	S	Opponent	Score	RPI	S	Opponent	Score	RPI	S	Opponent	Score
4	A	Louisville	56 67	28	A	Virginia	52 61	51	N	West Virginia	61 79	103	A	North Carolina	90 74				
5	A	Florida St.	62 107	28	H	Virginia	62 64	61	N	Drexel	79 67	107	N	Butler	77 79				
16	H	Duke	75 86	36	A	Syracuse	73 64	68	H	Georgia Tech	68 62	137	H	Radford	68 42				
19	H	NC State	51 68	40	H	UCF	86 69	96	H	Auburn	72 63	167	H	Pittsburgh	89 66				
				47	H	Miami (FL)	78 82	99	A	Chattanooga	64 44	177	H	High Point	86 63				
												208	H	Boston College	89 58				
												211	A	Illinois	96 49				
												280	H	UMES	90 52				
												281	H	USC Upstate	87 56				
												293	A	Monmouth	84 34				
												326	H	Wagner	99 32				
LAST 12 Division I GAMES:																			
				28	H	Virginia	62 64	16	H	Duke	75 86								
				103	A	North Carolina	90 74	5	A	Florida St.	62 107								
				36	A	Syracuse	73 64	167	H	Pittsburgh	89 66								
				47	H	Miami (FL)	78 82	4	A	Louisville	56 67								
				68	H	Georgia Tech	68 62	208	H	Boston College	89 58								
				28	A	Virginia	52 61	19	H	NC State	51 68								

Average RPI Win:	296	WON-LOST	WINNING	LAST 10	STRENGTH OF	OPP. STRENGTH	TEAM	ADJ.	CONF.	ADJ CONF.
Average RPI Loss:	199	RECORD	PCT. RANK	GAMES	SCHEDULE	OF SCHEDULE	RPI	RPI	RPI	RPI
DIV. I ONLY	4- 19	317	2- 8	231	332	326	326	29	29	
DIV. I NON-CONF.	1- 9	318	0- 0	133	233	300	300	29	29	

TOTALS	RPI 1-25	RPI 26-50	W-L RECORDS	RPI 51-100	RPI 101-999	RPI 201+				
4- 19	0- 0	0- 1	OVERALL	0- 3	4- 15	4- 10				
3- 6	0- 0	0- 1	HOME	0- 0	3- 5	3- 2				
1- 13	0- 0	0- 0	AWAY	0- 3	1- 10	1- 8				
0- 0	0- 0	0- 0	NEUTRAL	0- 0	0- 0	0- 0				
1- 9	0- 0	0- 1	NON-CONFERENCE	0- 3	1- 5	1- 2				
1- 2	0- 0	0- 1	HOME	0- 0	1- 1	1- 0				
0- 7	0- 0	0- 0	AWAY	0- 3	0- 4	0- 2				
0- 0	0- 0	0- 0	NEUTRAL	0- 0	0- 0	0- 0				
3- 10	0- 0	0- 0	CONFERENCE	0- 0	3- 10	3- 8				
2- 4	0- 0	0- 0	HOME	0- 0	2- 4	2- 2				
1- 6	0- 0	0- 0	AWAY	0- 0	1- 6	1- 6				
0- 0	0- 0	0- 0	NEUTRAL	0- 0	0- 0	0- 0				

RPI 1-25	RPI 26-50	RPI 51-100	RPI 101+	Team's RPI: 326
RPI S Opponent Score	RPI S Opponent Score	RPI S Opponent Score	RPI S Opponent Score	RPI S Opponent Score
	33  Princeton 37  58	63  Virginia Tech 32  99	112  Saint Francis (PA) 76  79	
		76  James Madison 45  68	142  Robert Morris 52  58	
		79  Albany (NY) 44  89	181  Temple 36  70	
			182  New Hampshire 53  65	
			198  Stony Brook 50  69	
			237  Lafayette 52  70	
			260  Towson 42  64	
			266  St. Francis Brooklyn 76  80	
			266  St. Francis Brooklyn 50 47	
			269  Mt. St. Mary's 56  79	
			274  Fairleigh Dickinson 61  62	
			274  Fairleigh Dickinson 64  74	
			279  LIU Brooklyn 69  74	
			279  LIU Brooklyn 52 44	
			287  Sacred Heart 49  61	
			287  Sacred Heart 55  72	
			291  Central Conn. St. 56  59	
			292  Bryant 75 66	
			348  Longwood 60 43	
LAST 12 Division I GAMES:				
274  Fairleigh Dickinson 61  62	142  Robert Morris 52  58	266  St. Francis Brooklyn 76  80		
287  Sacred Heart 49  61	279  LIU Brooklyn 69  74	287  Sacred Heart 55  72		
279  LIU Brooklyn 52 44	274  Fairleigh Dickinson 64  74	291  Central Conn. St. 56  59		
266  St. Francis Brooklyn 50 47				
269  Mt. St. Mary's 56  79				
112  Saint Francis (PA) 76  79				

Non-Div I Games: Staten Island 63 58

Wagner

Average RPI Win:	193	WON-LOST	WINNING	LAST 10	STRENGTH OF	OPP. STRENGTH	TEAM	ADJ.	CONF.	ADJ CONF.
Average RPI Loss:	55	RECORD	PCT. RANK	GAMES	SCHEDULE	OF SCHEDULE	RPI	RPI	RPI	RPI
DIV. I ONLY	11- 14	206	2- 8	46	34	106	106	1	1	
DIV. I NON-CONF.	8- 5	111	0- 0	215	116	133	133	1	1	

TOTALS	RPI 1-25	RPI 26-50	W-L RECORDS	RPI 51-100	RPI 101-999	RPI 201+				
11- 14	0- 6	1- 3	OVERALL	1- 2	9- 3	6- 1				
5- 7	0- 4	0- 1	HOME	1- 0	4- 2	3- 0				
6- 5	0- 2	1- 1	AWAY	0- 2	5- 0	3- 0				
0- 2	0- 0	0- 1	NEUTRAL	0- 0	0- 1	0- 1				
8- 5	0- 0	0- 2	NON-CONFERENCE	1- 1	7- 2	5- 1				
5- 1	0- 0	0- 0	HOME	1- 0	4- 1	3- 0				
3- 2	0- 0	0- 1	AWAY	0- 1	3- 0	2- 0				
0- 2	0- 0	0- 1	NEUTRAL	0- 0	0- 1	0- 1				
3- 9	0- 6	1- 1	CONFERENCE	0- 1	2- 1	1- 0				
0- 6	0- 4	0- 1	HOME	0- 0	0- 1	0- 0				
3- 3	0- 2	1- 0	AWAY	0- 1	2- 0	1- 0				
0- 0	0- 0	0- 0	NEUTRAL	0- 0	0- 0	0- 0				

RPI 1-25				RPI 26-50				RPI 51-100				RPI 101+				Team's RPI: 106
RPI	S	Opponent	Score	RPI	S	Opponent	Score	RPI	S	Opponent	Score	RPI	S	Opponent	Score	
2	H	Notre Dame	73 96	26	A	Rutgers	51 65	60	H	Elon	53 51	101	H	Seton Hall	57 67	
4	A	Louisville	52 89	36	H	Syracuse	61 71	68	A	Georgia Tech	67 79	103	H	North Carolina	76 79	
5	H	Florida St.	79 81	43	N	Minnesota	81 93	83	A	Penn St.	58 68	167	A	Pittsburgh	58 49	
16	A	Duke	51 59	47	A	Miami (FL)	61 50					186	H	Charlotte	71 69	
16	H	Duke	67 80									200	A	Richmond	85 81	
19	H	NC State	68 82									208	A	Boston College	67 59	

LAST 12 Division I GAMES:																
36	H	Syracuse	61 71	5	H	Florida St.	79 81									
16	A	Duke	51 59	103	H	North Carolina	76 79									
208	A	Boston College	67 59	16	H	Duke	67 80									
4	A	Louisville	52 89	47	A	Miami (FL)	61 50									
19	H	NC State	68 82	167	A	Pittsburgh	58 49									
68	A	Georgia Tech	67 79	2	H	Notre Dame	73 96									

Non-Div I Games:

Wake Forest

Average RPI Win:	170	WON-LOST	WINNING	LAST 10	STRENGTH OF	OPP. STRENGTH	TEAM	ADJ.	CONF.	ADJ CONF.
Average RPI Loss:	72	RECORD	PCT. RANK	GAMES	SCHEDULE	OF SCHEDULE	RPI	RPI	RPI	RPI
DIV. I ONLY	7- 18	287	1- 9	24	45	173	173	5	5	
DIV. I NON-CONF.	6- 5	153	0- 0	57	109	96	96	3	3	

TOTALS	RPI 1-25	RPI 26-50	W-L RECORDS	RPI 51-100	RPI 101-999	RPI 201+				
7- 18	0- 6	1- 5	OVERALL	1- 2	5- 5	3- 1				
5- 7	0- 2	0- 2	HOME	1- 1	4- 2	3- 0				
1- 9	0- 3	0- 3	AWAY	0- 1	1- 2	0- 1				
1- 2	0- 1	1- 0	NEUTRAL	0- 0	0- 1	0- 0				
6- 5	0- 2	1- 0	NON-CONFERENCE	0- 0	5- 3	3- 0				
4- 1	0- 0	0- 0	HOME	0- 0	4- 1	3- 0				
1- 2	0- 1	0- 0	AWAY	0- 0	1- 1	0- 0				
1- 2	0- 1	1- 0	NEUTRAL	0- 0	0- 1	0- 0				
1- 13	0- 4	0- 5	CONFERENCE	1- 2	0- 2	0- 1				
1- 6	0- 2	0- 2	HOME	1- 1	0- 1	0- 0				
0- 7	0- 2	0- 3	AWAY	0- 1	0- 1	0- 1				
0- 0	0- 0	0- 0	NEUTRAL	0- 0	0- 0	0- 0				

RPI 1-25				RPI 26-50				RPI 51-100				RPI 101+ Team's RPI: 173			
RPI	S	Opponent	Score	RPI	S	Opponent	Score	RPI	S	Opponent	Score	RPI	S	Opponent	Score
8	A	Ohio St.	76 85	34	A	Arizona St.	41 61	87	A	Washington St.	75 78	103	N	North Carolina	78 90
9	N	Texas	68 92	35	A	Cal i forn i a	60 69	87	H	Washingt on St.	56 49	125	H	BYU	80 72
10	H	UCLA	69 86	37	N	Creighton	67 64	93	H	Utah	65 74	143	H	Col orado	61 66
11	A	Oregon	83 94	46	A	Oregon St.	63 75					144	H	Idaho St.	59 79
11	H	Oregon	63 76	46	H	Oregon St.	57 95					150	A	Idaho	81 69
14	A	Stanford	45 71	50	H	Southern Cal i forn i a	61 72					174	A	Boise St.	62 85

LAST 12 Division I GAMES:															
46	H	Oregon St.	57 95	87	H	Washington St.	56 49								
11	H	Oregon	63 76	87	A	Washington St.	75 78								
277	A	Arizona	70 72	14	A	Stanford	45 71								
34	A	Arizona St.	41 61	35	A	Cal i forn i a	60 69								
50	H	Southern Cal i forn i a	61 72	143	H	Col orado	61 66								
10	H	UCLA	69 86	93	H	Utah	65 74								

Non-Div I Games:

Washington

Average RPI Win:	138	WON-LOST	WINNING	LAST 10	STRENGTH OF	OPP. STRENGTH	TEAM	ADJ.	CONF.	ADJ CONF.
Average RPI Loss:	52	RECORD	PCT. RANK	GAMES	SCHEDULE	OF SCHEDULE	RPI	RPI	RPI	RPI
DIV. I ONLY	10- 16	242	2- 8	10	42	87	87	5	5	
DIV. I NON-CONF.	7- 5	132	0- 0	7	65	33	33	3	3	

TOTALS	RPI 1-25	RPI 26-50	W-L RECORDS	RPI 51-100	RPI 101-999	RPI 201+				
10- 16	0- 4	1- 7	OVERALL	1- 4	8- 1	1- 0				
4- 7	0- 2	0- 3	HOME	0- 2	4- 0	0- 0				
4- 8	0- 2	0- 3	AWAY	1- 2	3- 1	1- 0				
2- 1	0- 0	1- 1	NEUTRAL	0- 0	1- 0	0- 0				
7- 5	0- 0	1- 2	NON-CONFERENCE	1- 3	5- 0	0- 0				
2- 2	0- 0	0- 1	HOME	0- 1	2- 0	0- 0				
3- 2	0- 0	0- 0	AWAY	1- 2	2- 0	0- 0				
2- 1	0- 0	1- 1	NEUTRAL	0- 0	1- 0	0- 0				
3- 11	0- 4	0- 5	CONFERENCE	0- 1	3- 1	1- 0				
2- 5	0- 2	0- 2	HOME	0- 1	2- 0	0- 0				
1- 6	0- 2	0- 3	AWAY	0- 0	1- 1	1- 0				
0- 0	0- 0	0- 0	NEUTRAL	0- 0	0- 0	0- 0				

RPI 1-25				RPI 26-50				RPI 51-100				Team's RPI : 87				RPI 101+			
RPI	S	Opponent	Score	RPI	S	Opponent	Score	RPI	S	Opponent	Score	RPI	S	Opponent	Score	RPI	S	Opponent	Score
10	H	UCLA	71 79	26	N	Rutgers	63 60	57	A	UC Davis	76 91	104	H	Saint Louis	85 63				
11	A	Oregon	56 89	27	N	South Fla.	45 82	66	A	Nebraska	73 61	122	N	ETSU	80 76				
11	H	Oregon	79 90	34	A	Ari zona St.	51 77	77	A	Saint Mary's (CA)	75 81	143	H	Col orado	89 75				
14	A	Stanford	57 70	35	A	Cal i forn i a	60 66	93	H	Utah	79 81	144	H	Idaho St.	72 55				
				46	A	Oregon St.	53 71	97	H	Kentucky	68 73	152	A	San Franci sco	74 70				
				46	H	Oregon St.	61 63					173	A	Washi ngton	49 56				
				49	H	Gonzaga	56 64					173	H	Washi ngton	78 75				
				50	H	Southern Cal i forn i a	72 73					174	A	Boi se St.	61 53				
												277	A	Ari zona	78 60				
LAST 12 Division I GAMES:																			
11	H	Oregon	79 90	173	A	Washi ngton	49 56												
46	H	Oregon St.	61 63	173	H	Washi ngton	78 75												
34	A	Ari zona St.	51 77	35	A	Cal i forn i a	60 66												
277	A	Ari zona	78 60	14	A	Stanford	57 70												
10	H	UCLA	71 79	93	H	Utah	79 81												
50	H	Southern Cal i forn i a	72 73	143	H	Col orado	89 75												

Non-Div I Games:

Washington St.

Average RPI Win:	244	WON-LOST	WINNING	LAST 10	STRENGTH OF	OPP. STRENGTH	TEAM	ADJ.	CONF.	ADJ CONF.
Average RPI Loss:	130	RECORD	PCT. RANK	GAMES	SCHEDULE	OF SCHEDULE	RPI	RPI	RPI	RPI
DIV. I ONLY	14- 7	78	7- 3	322	131	148	148	19	19	
DIV. I NON-CONF.	6- 3	87	0- 0	314	171	177	177	13	13	

TOTALS	RPI 1-25	RPI 26-50	W-L RECORDS	RPI 51-100	RPI 101-999	RPI 201+				
14- 7	0- 1	1- 1	OVERALL	0- 1	13- 4	10- 1				
9- 1	0- 0	1- 0	HOME	0- 1	8- 0	6- 0				
5- 6	0- 1	0- 1	AWAY	0- 0	5- 4	4- 1				
0- 0	0- 0	0- 0	NEUTRAL	0- 0	0- 0	0- 0				
6- 3	0- 1	0- 0	NON-CONFERENCE	0- 1	6- 1	6- 0				
4- 1	0- 0	0- 0	HOME	0- 1	4- 0	4- 0				
2- 2	0- 1	0- 0	AWAY	0- 0	2- 1	2- 0				
0- 0	0- 0	0- 0	NEUTRAL	0- 0	0- 0	0- 0				
8- 4	0- 0	1- 1	CONFERENCE	0- 0	7- 3	4- 1				
5- 0	0- 0	1- 0	HOME	0- 0	4- 0	2- 0				
3- 4	0- 0	0- 1	AWAY	0- 0	3- 3	2- 1				
0- 0	0- 0	0- 0	NEUTRAL	0- 0	0- 0	0- 0				

RPI 1-25				RPI 26-50				RPI 51-100				RPI 101+ Team's RPI: 148			
RPI	S	Opponent	Score	RPI	S	Opponent	Score	RPI	S	Opponent	Score	RPI	S	Opponent	Score
11	A	Oregon	87 114	31	A	Northern Colo.	69 71	93	H	Utah	58 85	139	A	Portland St.	64 77
				31	H	Northern Colo.	82 73					144	A	Idaho St.	76 70
												144	H	Idaho St.	84 73
												146	A	Fresno St.	78 81
												169	A	North Dakota	67 80
												169	H	North Dakota	80 69
												202	A	CSUN	64 61
												229	H	Pepperdine	71 61
												270	A	Sacramento St.	78 56
												308	A	Portland	91 70
												311	H	Air Force	62 52
												315	H	Incarnate Word	79 55
												318	A	Northern Ariz.	75 76
												318	H	Northern Ariz.	77 63
												324	A	Southern Utah	77 64
												324	H	Southern Utah	65 50
												328	H	Utah Valley	75 57

LAST 12 Division I GAMES:															
				31	A	Northern Colo.	69 71	270	A	Sacramento St.	78 56				
				169	A	North Dakota	67 80	169	H	North Dakota	80 69				
				318	H	Northern Ariz.	77 63	31	H	Northern Colo.	82 73				
				324	H	Southern Utah	65 50	324	A	Southern Utah	77 64				
				144	H	Idaho St.	84 73	318	A	Northern Ariz.	75 76				
				139	A	Portland St.	64 77	144	A	Idaho St.	76 70				

Non-Div I Games: Westminster (UT) 64 58 Antelope Valley 80 70

Weber St.

Average RPI Win:	169	WON-LOST	WINNING	LAST 10	STRENGTH OF	OPP. STRENGTH	TEAM	ADJ.	CONF.	ADJ CONF.
Average RPI Loss:	34	RECORD	PCT. RANK	GAMES	SCHEDULE	OF SCHEDULE	RPI	RPI	RPI	RPI
DIV. I ONLY	18- 7	56	5- 5	75	52	51	51	4	4	
DIV. I NON-CONF.	12- 0	1	0- 0	163	147	17	17	5	5	

TOTALS	RPI 1-25	RPI 26-50	W-L RECORDS	RPI 51-100	RPI 101-999	RPI 201+				
18- 7	1- 3	0- 2	OVERALL	3- 2	14- 0	8- 0				
9- 4	0- 2	0- 0	HOME	0- 2	9- 0	7- 0				
5- 3	1- 1	0- 2	AWAY	1- 0	3- 0	1- 0				
4- 0	0- 0	0- 0	NEUTRAL	2- 0	2- 0	0- 0				
12- 0	1- 0	0- 0	NON-CONFERENCE	2- 0	9- 0	6- 0				
7- 0	0- 0	0- 0	HOME	0- 0	7- 0	6- 0				
1- 0	1- 0	0- 0	AWAY	0- 0	0- 0	0- 0				
4- 0	0- 0	0- 0	NEUTRAL	2- 0	2- 0	0- 0				
6- 7	0- 3	0- 2	CONFERENCE	1- 2	5- 0	2- 0				
2- 4	0- 2	0- 0	HOME	0- 2	2- 0	1- 0				
4- 3	0- 1	0- 2	AWAY	1- 0	3- 0	1- 0				
0- 0	0- 0	0- 0	NEUTRAL	0- 0	0- 0	0- 0				

RPI 1-25				RPI 26-50				RPI 51-100				RPI 101+			
RPI	S	Opponent	Score	RPI	S	Opponent	Score	RPI	S	Opponent	Score	RPI	S	Opponent	Score
6	H	Bayl or	72 83	30	A	Okl ahoma	57 76	59	A	TCU	87 82	107	N	Butler	75 68
9	A	Texas	58 79	44	A	Okl ahoma St.	73 79	59	H	TCU	74 76	120	A	Iowa St.	69 59
9	H	Texas	55 73					61	N	Drexel	75 42	120	H	Iowa St.	57 49
17	A	Texas A&M	70 56					63	N	Virginia Tech	79 61	137	N	Radford	75 55
								84	H	Kansas St.	52 60	165	A	Kansas	74 54
												167	H	Pittsburgh	73 52
												215	H	Morehead St.	66 56
												228	H	North Florida	87 59
												230	A	Texas Tech	74 60
												230	H	Texas Tech	82 52
												261	H	Morgan St.	84 41
												270	H	Sacramento St.	101 47
												291	H	Central Conn. St.	102 52
												306	H	Coppin St.	101 43

LAST 12 Division I GAMES:															
230	A	Texas Tech	74 60	44	A	Okl ahoma St.	73 79	59	H	TCU	74 76	165	A	Kansas	74 54
9	H	Texas	55 73	59	H	TCU	74 76	120	H	Iowa St.	57 49	84	H	Kansas St.	52 60
30	A	Okl ahoma	57 76	165	A	Kansas	74 54	9	A	Texas	58 79				
6	H	Bayl or	72 83	120	H	Iowa St.	57 49								
230	H	Texas Tech	82 52	84	H	Kansas St.	52 60								
120	A	Iowa St.	69 59	9	A	Texas	58 79								

Non-Div I Games:

West Virginia

Average RPI	Win:	220	WON-LOST	WINNING	LAST 10	STRENGTH OF	OPP. STRENGTH	TEAM	ADJ.	CONF.	ADJ CONF.
Average RPI	Loss:	180	RECORD	PCT. RANK	GAMES	SCHEDULE	OF SCHEDULE	RPI	RPI	RPI	RPI
DIV. I ONLY		3- 21		331	1- 8	140	278	310	310	17	17
DIV. I NON-CONF.		2- 11		305	0- 0	150	342	306	306	16	16

TOTALS	RPI 1-25		RPI 26-50		W-L RECORDS	RPI 51-100		RPI 101-999		RPI 201+	
3- 21	0- 2		0- 0		OVERALL	0- 3		3- 16		2- 8	
2- 8	0- 0		0- 0		HOME	0- 1		2- 7		1- 4	
1- 13	0- 2		0- 0		AWAY	0- 2		1- 9		1- 4	
0- 0	0- 0		0- 0		NEUTRAL	0- 0		0- 0		0- 0	
2- 11	0- 2		0- 0		NON-CONFERENCE	0- 0		2- 9		1- 6	
2- 3	0- 0		0- 0		HOME	0- 0		2- 3		1- 2	
0- 8	0- 2		0- 0		AWAY	0- 0		0- 6		0- 4	
0- 0	0- 0		0- 0		NEUTRAL	0- 0		0- 0		0- 0	
1- 10	0- 0		0- 0		CONFERENCE	0- 3		1- 7		1- 2	
0- 5	0- 0		0- 0		HOME	0- 1		0- 4		0- 2	
1- 5	0- 0		0- 0		AWAY	0- 2		1- 3		1- 0	
0- 0	0- 0		0- 0		NEUTRAL	0- 0		0- 0		0- 0	

RPI 1-25				RPI 26-50				RPI 51-100				RPI 101+ Team's RPI: 310			
RPI	S	Opponent	Score	RPI	S	Opponent	Score	RPI	S	Opponent	Score	RPI	S	Opponent	Score
18	A	South Carolina	43 101					56	A	Mercer	50 72	122	A	ETSU	50 66
22	A	Georgia	50 76					99	A	Chattanooga	32 47	122	H	ETSU	46 76
								99	H	Chattanooga	41 58	137	H	Radford	39 27
												158	H	Davi dson	57 70
												161	A	Samford	54 62
												177	A	High Point	69 75
												188	A	Furman	46 66
												188	H	Furman	59 68
												196	A	UT Martin	54 62
												217	A	N. C. A&T	59 68
												220	H	UNCG	67 88
												224	A	Gardner-Webb	67 70
												225	H	UNC Asheville	62 52
												246	A	Campbell	51 58
												298	A	Wofford	68 62
												298	H	Wofford	48 54
												304	H	Eastern Ky.	59 62
												316	A	South Carolina St.	45 75
												344	H	Florida A&M	63 80

LAST 12 Division I GAMES:															
188	A	Furman	46 66	161	A	Samford	54 62								
298	A	Wofford	68 62	298	H	Wofford	48 54								
122	H	ETSU	46 76	188	H	Furman	59 68								
99	H	Chattanooga	41 58	99	A	Chattanooga	32 47								
220	H	UNCG	67 88	122	A	ETSU	50 66								
56	A	Mercer	50 72	224	A	Gardner-Webb	67 70								

Non-Div I Games: Warren Wilson 114 54 Brevard 79 34

Western Caro.

Average RPI Win:	235	WON-LOST	WINNING	LAST 10	STRENGTH OF	OPP. STRENGTH	TEAM	ADJ.	CONF.	ADJ CONF.
Average RPI Loss:	103	RECORD	PCT. RANK	GAMES	SCHEDULE	OF SCHEDULE	RPI	RPI	RPI	RPI
DIV. I ONLY	16- 7	64	7- 2	236	187	105	105	15	15	
DIV. I NON-CONF.	8- 4	87	0- 0	290	157	130	130	17	17	

TOTALS	RPI 1-25	RPI 26-50	W-L RECORDS	RPI 51-100	RPI 101-999	RPI 201+				
16- 7	1- 0	0- 2	OVERALL	0- 2	15- 3	11- 1				
8- 2	0- 0	0- 0	HOME	0- 1	8- 1	6- 0				
8- 5	1- 0	0- 2	AWAY	0- 1	7- 2	5- 1				
0- 0	0- 0	0- 0	NEUTRAL	0- 0	0- 0	0- 0				
8- 4	1- 0	0- 1	NON-CONFERENCE	0- 0	7- 3	6- 1				
3- 1	0- 0	0- 0	HOME	0- 0	3- 1	3- 0				
5- 3	1- 0	0- 1	AWAY	0- 0	4- 2	3- 1				
0- 0	0- 0	0- 0	NEUTRAL	0- 0	0- 0	0- 0				
8- 3	0- 0	0- 1	CONFERENCE	0- 2	8- 0	5- 0				
5- 1	0- 0	0- 0	HOME	0- 1	5- 0	3- 0				
3- 2	0- 0	0- 1	AWAY	0- 1	3- 0	2- 0				
0- 0	0- 0	0- 0	NEUTRAL	0- 0	0- 0	0- 0				

RPI 1-25				RPI 26-50				RPI 51-100				RPI 101+ Team's RPI: 105			
RPI	S	Opponent	Score	RPI	S	Opponent	Score	RPI	S	Opponent	Score	RPI	S	Opponent	Score
14	A	Stanford	71 64	38	A	South Dakota St.	48 84	74	A	South Dakota	81 92	113	H	Milwaukee	67 77
				49	A	Gonzaga	65 80	74	H	South Dakota	58 82	124	A	Northern Ill.	94 96
												156	A	Wichita St.	78 65
												180	H	Denver	118 93
												190	A	Oral Roberts	85 63
												190	H	Oral Roberts	56 49
												211	A	Illinois	77 67
												226	H	Southeast Mo. St.	87 59
												238	A	Austin Peay	81 68
												239	A	Omaha	90 51
												239	H	Omaha	103 68
												248	A	Bradley	80 87
												268	H	UMKC	90 71
												284	H	North Dakota St.	97 72
												321	A	Fort Wayne	100 64
												321	H	Fort Wayne	91 44
												340	A	Chicago St.	83 45
												340	H	Chicago St.	71 54
LAST 12 Division I GAMES:															
239	H	Omaha	103 68	321	H	Fort Wayne	91 44	239	A	Omaha	90 51	190	H	Oral Roberts	56 49
190	A	Oral Roberts	85 63	74	A	South Dakota	81 92	74	H	South Dakota	58 82	321	A	Fort Wayne	100 64
284	H	North Dakota St.	97 72	180	H	Denver	118 93	248	A	Bradley	80 87				
38	A	South Dakota St.	48 84												

Non-Div I Games: Illinois Col. 122 40 William Woods 96 57 Eureka 98 46

Western Ill.

Loss, Non-Conf, S Site, H Home A Away N Neutral

Average RPI Win:	212	WON-LOST	WINNING	LAST 10	STRENGTH OF	OPP. STRENGTH	TEAM	ADJ.	CONF.	ADJ CONF.
Average RPI Loss:	51	RECORD	PCT. RANK	GAMES	SCHEDULE	OF SCHEDULE	RPI	RPI	RPI	RPI
DIV. I ONLY	17- 6	50	8- 2	98	149	48	48	18	18	
DIV. I NON-CONF.	8- 4	87	0- 0	68	42	42	42	20	20	

TOTALS	RPI 1-25	RPI 26-50	W-L RECORDS	RPI 51-100	RPI 101-999	RPI 201+				
17- 6	1- 2	0- 1	OVERALL	2- 3	14- 0	9- 0				
8- 1	0- 1	0- 0	HOME	0- 0	8- 0	6- 0				
5- 5	0- 1	0- 1	AWAY	0- 3	5- 0	3- 0				
4- 0	1- 0	0- 0	NEUTRAL	2- 0	1- 0	0- 0				
8- 4	1- 2	0- 1	NON-CONFERENCE	2- 1	5- 0	3- 0				
2- 1	0- 1	0- 0	HOME	0- 0	2- 0	2- 0				
2- 3	0- 1	0- 1	AWAY	0- 1	2- 0	1- 0				
4- 0	1- 0	0- 0	NEUTRAL	2- 0	1- 0	0- 0				
9- 2	0- 0	0- 0	CONFERENCE	0- 2	9- 0	6- 0				
6- 0	0- 0	0- 0	HOME	0- 0	6- 0	4- 0				
3- 2	0- 0	0- 0	AWAY	0- 2	3- 0	2- 0				
0- 0	0- 0	0- 0	NEUTRAL	0- 0	0- 0	0- 0				

RPI 1-25				RPI 26-50				Team's RPI: 48				RPI 51-100				RPI 101+											
RPI	S	Opponent	Score	RPI	S	Opponent	Score	RPI	S	Opponent	Score	RPI	S	Opponent	Score	RPI	S	Opponent	Score								
2	H	Notre Dame	65 78	41	A	Ball St.	81 93	56	N	Mercer	67 62	118	H	Middle Tenn.	57 43												
15	N	Missouri	79 76					64	N	Toledo	70 56	157	A	Louisiana Tech	74 64												
21	A	Iowa	97 104					65	A	Indiana	71 73	164	A	Southern Ill.	75 49												
								80	A	UAB	61 79	178	N	Stetson	66 58												
								95	A	Rice	58 73	193	H	Southern Miss.	81 60												
												213	H	Fla. Atlantic	82 63												
												221	A	North Texas	79 65												
												286	H	Old Dominion	62 48												
												296	H	UTSA	73 38												
												303	H	FIU	101 47												
												320	A	Georgia St.	74 63												
												334	A	Marshall	86 66												
												336	H	Mississippi Val.	87 48												
												349	H	Evansville	92 54												

												LAST 12 Division I GAMES:															
95	A	Rice	58 73	296	H	UTSA	73 38	80	A	UAB	61 79																
286	H	Old Dominion	62 48	303	H	FIU	101 47	193	H	Southern Miss.	81 60																
213	H	Fla. Atlantic	82 63	118	H	Middle Tenn.	57 43	41	A	Ball St.	81 93																
157	A	Louisiana Tech	74 64																								
221	A	North Texas	79 65																								
334	A	Marshall	86 66																								

Non-Div I Games: Lee 88 64

Western Ky.

Average RPI Win: 199

Average RPI Loss: 63

WON-LOST
RECORDWINNING
PCT. RANKLAST 10
GAMESSTRENGTH OF
SCHEDULEOPP. STRENGTH
OF SCHEDULETEAM
RPIADJ.
RPICONF.
RPIADJ CONF.
RPIDIV. I ONLY
DIV. I NON-CONF.11- 11
4- 5176
2025- 5
0- 0102
15370
33108
126108
1268
88
8

TOTALS

RPI 1-25

RPI 26-50

W-L RECORDS

RPI 51-100

RPI 101-999

RPI 201+

11- 11

0- 2

0- 3

OVERALL

1- 5

10- 1

7- 1

5- 3

0- 0

0- 1

HOME

1- 2

4- 0

3- 0

5- 6

0- 2

0- 1

AWAY

0- 2

5- 1

4- 1

1- 2

0- 0

0- 1

NEUTRAL

0- 1

1- 0

0- 0

4- 5

0- 1

0- 1

NON-CONFERENCE

0- 3

4- 0

3- 0

1- 0

0- 0

0- 0

HOME

0- 0

1- 0

1- 0

2- 3

0- 1

0- 0

AWAY

0- 2

2- 0

2- 0

1- 2

0- 0

0- 1

NEUTRAL

0- 1

1- 0

0- 0

7- 6

0- 1

0- 2

CONFERENCE

1- 2

6- 1

4- 1

4- 3

0- 0

0- 1

HOME

1- 2

3- 0

2- 0

3- 3

0- 1

0- 1

AWAY

0- 0

3- 1

2- 1

0- 0

0- 0

0- 0

NEUTRAL

0- 0

0- 0

0- 0

RPI 1-25

RPI 26-50

RPI 51-100

RPI 101+

Team's RPI: 108

RPI	S	Opponent	Score
20	A	Buffalo	49 71
21	A	Iowa	56 79

RPI	S	Opponent	Score
26	N	Rutgers	64 75
29	A	Central Mich.	70 74
41	H	Ball St.	71 81

RPI	S	Opponent	Score
52	N	St. John's (NY)	48 76
54	A	Michigan St.	62 65
64	H	Toledo	73 78
75	H	Ohio	54 69
86	A	New Mexico	76 88
92	H	Miami (OH)	81 70

RPI	S	Opponent	Score
122	N	ETSU	87 79
124	H	Northern Ill.	88 83
149	A	Kent St.	66 61
205	A	Bowling Green	81 67
205	H	Bowling Green	67 58
212	A	Akron	59 51
212	H	Akron	76 60
222	A	Eastern Mich.	67 69
241	A	New Mexico St.	64 55
307	A	Loyola Chicago	65 47
317	H	Detroit Mercy	74 62

LAST 12 Division I GAMES:

41	H	Ball St.	71 81	92	H	Miami (OH)	81 70
205	A	Bowling Green	81 67	222	A	Eastern Mich.	67 69
212	H	Akron	76 60	75	H	Ohio	54 69
64	H	Toledo	73 78	124	H	Northern Ill.	88 83
29	A	Central Mich.	70 74	149	A	Kent St.	66 61
212	A	Akron	59 51	20	A	Buffalo	49 71

Non-Div I Games:

Goshen

87 36

Kentucky St.

85 50

Olivet

86 37

Western Mich.

■ Loss,
 ■ Non-Conf,
 ■ S Site,
 ■ Home
 ■ A Away
 N Neutral

Average RPI		Win: 190	WON-LOST RECORD	WINNING PCT. RANK	LAST 10 GAMES	STRENGTH OF SCHEDULE	OPP. STRENGTH OF SCHEDULE	TEAM RPI	ADJ. RPI	CONF. RPI	ADJ CONF. RPI
Loss: 87											
DIV. I ONLY			10- 16	242	5- 5	57	87	156	156	7	7
DIV. I NON-CONF.			5- 9	238	0- 0	75	119	193	193	7	7
TOTALS		RPI 1-25		RPI 26-50		W-L RECORDS		RPI 51-100	RPI 101-999	RPI 201+	
10- 16	0- 2			1- 4		OVERALL		0- 4	9- 6	3- 2	
7- 5	0- 0			1- 0		HOME		0- 2	6- 3	3- 0	
2- 10	0- 2			0- 4		AWAY		0- 2	2- 2	0- 1	
1- 1	0- 0			0- 0		NEUTRAL		0- 0	1- 1	0- 1	
5- 9	0- 1			0- 3		NON-CONFERENCE		0- 2	5- 3	3- 1	
4- 2	0- 0			0- 0		HOME		0- 1	4- 1	3- 0	
0- 6	0- 1			0- 3		AWAY		0- 1	0- 1	0- 0	
1- 1	0- 0			0- 0		NEUTRAL		0- 0	1- 1	0- 1	
5- 7	0- 1			1- 1		CONFERENCE		0- 2	4- 3	0- 1	
3- 3	0- 0			1- 0		HOME		0- 1	2- 2	0- 0	
2- 4	0- 1			0- 1		AWAY		0- 1	2- 1	0- 1	
0- 0	0- 0			0- 0		NEUTRAL		0- 0	0- 0	0- 0	

RPI 1-25				RPI 26-50				RPI 51-100				RPI 101+				Team's RPI: 156	
RPI	S	Opponent	Score	RPI	S	Opponent	Score	RPI	S	Opponent	Score	RPI	S	Opponent	Score		
1	A	UConn	43 124	27	H	South Fla.	64 56	62	A	Houston	55 73	102	A	Tulane	64 56		
7	A	Tennessee	56 68	37	A	Creighton	61 66	62	H	Houston	62 73	105	H	Western Ill.	65 78		
				38	A	South Dakota St.	64 96	74	H	South Dakota	48 62	109	A	Missouri St.	71 94		
				40	A	UCF	53 59	86	A	New Mexico	62 76	109	H	Missouri St.	72 58		
				44	A	Oklahoma St.	67 91					135	H	Cincinnati	69 75		
												170	H	Tulsa	62 67		
												172	N	UC Irvine	76 53		
												191	H	SMU	66 43		
												195	A	Memphis	77 64		
												195	H	Memphis	69 61		
												207	A	East Carolina	67 77		
												211	N	Illinois	67 68		
												268	H	UMKC	72 63		
												301	H	Alcorn	87 46		
												340	H	Chicago St.	66 63		
LAST 12 Division I GAMES:																	
				1	A	UConn	43 124	191	H	SMU	66 43						
				135	H	Cincinnati	69 75	102	A	Tulane	64 56						
				62	H	Houston	62 73	195	H	Memphis	69 61						
				207	A	East Carolina	67 77	40	A	UCF	53 59						
				195	A	Memphis	77 64	62	A	Houston	55 73						
				27	H	South Fla.	64 56	170	H	Tulsa	62 67						

Non-Div I Games:

Wi chi ta St.

■ Loss, ■ Non-Conf, S Site, H Home A Away N Neutral

Average RPI Win:	217	WON-LOST	WINNING	LAST 10	STRENGTH OF	OPP. STRENGTH	TEAM	ADJ.	CONF.	ADJ CONF.
Average RPI Loss:	143	RECORD	PCT. RANK	GAMES	SCHEDULE	OF SCHEDULE	RPI	RPI	RPI	RPI
DIV. I ONLY	16- 8	78	5- 5	237	162	134	134	10	10	
DIV. I NON-CONF.	9- 2	33	0- 0	260	197	86	86	12	12	

TOTALS	RPI 1-25	RPI 26-50	W-L RECORDS	RPI 51-100	RPI 101-999	RPI 201+				
16- 8	0- 0	0- 0	OVERALL	1- 3	15- 5	11- 2				
9- 4	0- 0	0- 0	HOME	1- 2	8- 2	6- 1				
7- 4	0- 0	0- 0	AWAY	0- 1	7- 3	5- 1				
0- 0	0- 0	0- 0	NEUTRAL	0- 0	0- 0	0- 0				
9- 2	0- 0	0- 0	NON-CONFERENCE	0- 1	9- 1	6- 0				
5- 1	0- 0	0- 0	HOME	0- 0	5- 1	4- 0				
4- 1	0- 0	0- 0	AWAY	0- 1	4- 0	2- 0				
0- 0	0- 0	0- 0	NEUTRAL	0- 0	0- 0	0- 0				
7- 6	0- 0	0- 0	CONFERENCE	1- 2	6- 4	5- 2				
4- 3	0- 0	0- 0	HOME	1- 2	3- 1	2- 1				
3- 3	0- 0	0- 0	AWAY	0- 0	3- 3	3- 1				
0- 0	0- 0	0- 0	NEUTRAL	0- 0	0- 0	0- 0				

RPI 1-25				RPI 26-50				RPI 51-100				RPI 101+				Team's RPI: 134
RPI	S	Opponent	Score	RPI	S	Opponent	Score	RPI	S	Opponent	Score	RPI	S	Opponent	Score	
								52	A	St. John's (NY)	81 92	112	A	Saint Francis (PA)	92 86	
								60	H	Elon	81 75	116	A	Delaware	59 68	
								61	H	Drexel	58 65	138	A	Northeastern	46 64	
								76	H	James Madison	41 86	138	H	Northeastern	71 53	
												158	H	Davison	73 55	
												200	A	Richmond	78 64	
												201	H	Norfolk St.	74 80	
												207	A	East Carolina	71 65	
												231	H	Loyola Maryland	70 49	
												242	A	Hofstra	54 65	
												242	H	Hofstra	63 53	
												247	A	Howard	83 71	
												254	A	Col. of Charleston	68 54	
												254	H	Col. of Charleston	79 66	
												258	H	Fairfield	57 47	
												260	A	Towson	75 63	
												260	H	Towson	66 67	
												281	H	USC Upstate	83 63	
												282	A	UNCW	66 53	
												286	H	Old Dominion	75 58	

LAST 12 Division I GAMES:																
138	H	Northeastern	71 53	138	A	Northeastern	46 64									
116	A	Delaware	59 68	242	A	Hofstra	54 65									
260	A	Towson	75 63	60	H	Elon	81 75									
76	H	James Madison	41 86	260	H	Towson	66 67									
242	H	Hofstra	63 53	61	H	Drexel	58 65									
254	H	Col. of Charleston	79 66	282	A	UNCW	66 53									

Non-Div I Games:

William & Mary

W
i
n
t
h
r
o
p

Winthrop				Through Games Of Feb. 13, 2018							
Average RPI	Win:	348	WON-LOST	WINNING	LAST 10	STRENGTH OF	OPP. STRENGTH	TEAM	ADJ.	CONF.	ADJ CONF.
Average RPI	Loss:	198	RECORD	PCT. RANK	GAMES	SCHEDULE	OF SCHEDULE	RPI	RPI	RPI	RPI
DIV. I ONLY			1- 22	346	1- 9	224	314	341	341	27	27
DIV. I NON-CONF.			0- 10	337	0- 0	195	254	338	338	28	28

TOTALS		RPI 1-25		RPI 26-50		W-L RECORDS		RPI 51-100	RPI 101-999	RPI 201+	
1- 22		0- 1		0- 0		OVERALL		0- 4	1- 17	1- 13	
1- 9		0- 0		0- 0		HOME		0- 1	1- 8	1- 6	
0- 13		0- 1		0- 0		AWAY		0- 3	0- 9	0- 7	
0- 0		0- 0		0- 0		NEUTRAL		0- 0	0- 0	0- 0	
0- 10		0- 1		0- 0		NON-CONFERENCE		0- 3	0- 6	0- 5	
0- 4		0- 0		0- 0		HOME		0- 1	0- 3	0- 2	
0- 6		0- 1		0- 0		AWAY		0- 2	0- 3	0- 3	
0- 0		0- 0		0- 0		NEUTRAL		0- 0	0- 0	0- 0	
1- 12		0- 0		0- 0		CONFERENCE		0- 1	1- 11	1- 8	
1- 5		0- 0		0- 0		HOME		0- 0	1- 5	1- 4	
0- 7		0- 0		0- 0		AWAY		0- 1	0- 6	0- 4	
0- 0		0- 0		0- 0		NEUTRAL		0- 0	0- 0	0- 0	

W
i
n
t
h
r
o
p

RPI 1-25				RPI 26-50				RPI 51-100				RPI 101+ Team's RPI: 341			
RPI	S	Opponent	Score	RPI	S	Opponent	Score	RPI	S	Opponent	Score	RPI	S	Opponent	Score
16	A	Duke	30 101					56	A	Mercer	45 93	122	H	ETSU	63 74
								60	A	El on	37 98	137	A	Radford	52 78
								67	H	Duquesne	54 81	177	A	High Point	40 77
								88	A	Li berty	37 63	177	H	High Point	58 79
												212	A	Akron	43 69
												224	A	Gardner-Webb	55 68
												224	H	Gardner-Webb	59 66
												225	A	UNC Asheville	51 63
												225	H	UNC Asheville	48 70
												246	H	Campbell	48 72
												272	A	Presbyteri an	45 78
												272	H	Presbyteri an	58 64
												298	H	Wofford	68 73
												299	A	Tennessee Tech	41 70
												305	A	Charleston So.	45 81
												316	H	South Carolina St.	37 65
												334	A	Marshall	40 70
												348	H	Longwood	69 60
LAST 12 Division I GAMES:															
177	A	High Point	40 77	272	A	Presbyteri an	45 78								
224	A	Gardner-Webb	55 68	225	H	UNC Asheville	48 70								
272	H	Presbyteri an	58 64	305	A	Charleston So.	45 81								
225	A	UNC Asheville	51 63	177	H	High Point	58 79								
348	H	Longwood	69 60	88	A	Li berty	37 63								
224	H	Gardner-Webb	59 66	246	H	Campbell	48 72								

Non-Div I Games: N. C. Wesleyan 94 50

Winthrop

W
i
s
c
o
n
s
i
n

Wisconsin				Through Games Of Feb. 13, 2018							
Average RPI	Win:	217	WON-LOST	WINNING	LAST 10	STRENGTH OF	OPP. STRENGTH	TEAM	ADJ.	CONF.	ADJ CONF.
Average RPI	Loss:	60	RECORD	PCT. RANK	GAMES	SCHEDULE	OF SCHEDULE	RPI	RPI	RPI	RPI
DIV. I ONLY			9- 17	257	2- 8	77	46	185	185	3	3
DIV. I NON-CONF.			7- 6	165	0- 0	190	63	166	166	4	4

TOTALS		RPI 1-25		RPI 26-50		W-L RECORDS		RPI 51-100		RPI 101-999	RPI 201+
9- 17		0- 4		0- 5		OVERALL		0- 5		9- 3	4- 0
6- 8		0- 4		0- 2		HOME		0- 1		6- 1	3- 0
2- 8		0- 0		0- 2		AWAY		0- 4		2- 2	1- 0
1- 1		0- 0		0- 1		NEUTRAL		0- 0		1- 0	0- 0
7- 6		0- 1		0- 2		NON-CONFERENCE		0- 1		7- 2	3- 0
5- 2		0- 1		0- 0		HOME		0- 0		5- 1	3- 0
1- 3		0- 0		0- 1		AWAY		0- 1		1- 1	0- 0
1- 1		0- 0		0- 1		NEUTRAL		0- 0		1- 0	0- 0
2- 11		0- 3		0- 3		CONFERENCE		0- 4		2- 1	1- 0
1- 6		0- 3		0- 2		HOME		0- 1		1- 0	0- 0
1- 5		0- 0		0- 1		AWAY		0- 3		1- 1	1- 0
0- 0		0- 0		0- 0		NEUTRAL		0- 0		0- 0	0- 0

RPI 1-25				RPI 26-50				RPI 51-100				RPI 101+ Team's RPI: 185			
RPI	S	Opponent	Score	RPI	S	Opponent	Score	RPI	S	Opponent	Score	RPI	S	Opponent	Score
8	H	Ohio St.	55 68	32	A	Marquette	65 88	53	A	Purdue	35 57	107	A	Butler	62 69
12	H	Green Bay	34 67	36	N	Syracuse	74 77	65	A	Indiana	55 69	113	H	Milwaukee	64 67
13	H	Maryland	44 71	42	H	Michigan	57 80	66	A	Nebraska	48 51	130	N	Vanderbilt	73 71
21	H	Iowa	46 56	43	A	Minnesota	65 90	83	H	Penn St.	62 69	167	A	Pittsburgh	58 57
				43	H	Minnesota	61 71	91	A	George Washington	46 61	183	H	Southern U.	77 74

Average RPI Win: 255	WON-LOST RECORD	WINNING PCT. RANK	LAST 10 GAMES	STRENGTH OF SCHEDULE	OPP. STRENGTH OF SCHEDULE	TEAM RPI	ADJ. RPI	CONF. RPI	ADJ CONF. RPI
Average RPI Loss: 179									
DIV. I ONLY	7- 16	274	2- 7	284	203	298	298	17	17
DIV. I NON-CONF.	4- 8	239	0- 0	311	299	305	305	16	16

TOTALS	RPI 1-25	RPI 26-50	W-L RECORDS	RPI 51-100	RPI 101-999	RPI 201+			
7- 16	0- 2	0- 0	OVERALL	0- 3	7- 11	5- 9			
5- 8	0- 0	0- 0	HOME	0- 2	5- 6	3- 5			
2- 8	0- 2	0- 0	AWAY	0- 1	2- 5	2- 4			
0- 0	0- 0	0- 0	NEUTRAL	0- 0	0- 0	0- 0			
4- 8	0- 2	0- 0	NON-CONFERENCE	0- 0	4- 6	4- 6			
3- 3	0- 0	0- 0	HOME	0- 0	3- 3	3- 3			
1- 5	0- 2	0- 0	AWAY	0- 0	1- 3	1- 3			
0- 0	0- 0	0- 0	NEUTRAL	0- 0	0- 0	0- 0			
3- 8	0- 0	0- 0	CONFERENCE	0- 3	3- 5	1- 3			
2- 5	0- 0	0- 0	HOME	0- 2	2- 3	0- 2			
1- 3	0- 0	0- 0	AWAY	0- 1	1- 2	1- 1			
0- 0	0- 0	0- 0	NEUTRAL	0- 0	0- 0	0- 0			

RPI 1-25				RPI 26-50				RPI 51-100				RPI 101+ Team's RPI: 298			
RPI	S	Opponent	Score	RPI	S	Opponent	Score	RPI	S	Opponent	Score	RPI	S	Opponent	Score
18	A	South Carolina	60 94					56	A	Mercer	39 80	122	H	ETSU	58 61
22	A	Georgia	56 95					56	H	Mercer	46 71	161	A	Samford	77 81
								99	H	Chattanooga	47 54	161	H	Samford	58 46
												188	H	Furman	79 48
												220	A	UNCG	51 66
												220	H	UNCG	75 81
												224	A	Gardner-Webb	55 73
												225	H	UNC Asheville	70 68
												228	H	North Florida	69 57
												239	H	Omaha	60 64
												254	A	Col. of Charleston	51 59
												275	A	Coastal Caro.	51 67
												282	H	UNCW	60 65
												305	H	Charleston So.	45 68
												310	A	Western Caro.	54 48
												310	H	Western Caro.	62 68
												335	H	N.C. Central	77 56
												341	A	Winthrop	73 68

LAST 12 Division I GAMES:															
220	H	UNCG	75 81	99	H	Chattanooga	47 54								
310	H	Western Caro.	62 68	310	A	Western Caro.	54 48								
56	A	Mercer	39 80	220	A	UNCG	51 66								
161	A	Samford	77 81	161	H	Samford	58 46								
188	H	Furman	79 48	56	H	Mercer	46 71								
122	H	ETSU	58 61	228	H	North Florida	69 57								

Non-Div I Games: Brevard 85 46 Southern Wesleyan 104 57 Bob Jones 96 54

Wofford

Average RPI Win:	233	WON-LOST	WINNING	LAST 10	STRENGTH OF	OPP. STRENGTH	TEAM	ADJ.	CONF.	ADJ CONF.
Average RPI Loss:	71	RECORD	PCT. RANK	GAMES	SCHEDULE	OF SCHEDULE	RPI	RPI	RPI	RPI
DIV. I ONLY	16- 8	78	6- 4	182	158	100	100	11	11	
DIV. I NON-CONF.	7- 3	74	0- 0	251	153	102	102	15	15	
<hr/>										
TOTALS	RPI 1-25	RPI 26-50	W-L RECORDS	RPI 51-100	RPI 101-999	RPI 201+				
16- 8	0- 4	0- 0	OVERALL	1- 1	15- 3	9- 0				
8- 2	0- 1	0- 0	HOME	0- 1	8- 0	6- 0				
6- 5	0- 3	0- 0	AWAY	1- 0	5- 2	3- 0				
2- 1	0- 0	0- 0	NEUTRAL	0- 0	2- 1	0- 0				
7- 3	0- 2	0- 0	NON-CONFERENCE	1- 0	6- 1	3- 0				
3- 0	0- 0	0- 0	HOME	0- 0	3- 0	3- 0				
2- 2	0- 2	0- 0	AWAY	1- 0	1- 0	0- 0				
2- 1	0- 0	0- 0	NEUTRAL	0- 0	2- 1	0- 0				
9- 5	0- 2	0- 0	CONFERENCE	0- 1	9- 2	6- 0				
5- 2	0- 1	0- 0	HOME	0- 1	5- 0	3- 0				
4- 3	0- 1	0- 0	AWAY	0- 0	4- 2	3- 0				
0- 0	0- 0	0- 0	NEUTRAL	0- 0	0- 0	0- 0				

RPI 1-25				RPI 26-50				RPI 51-100 Team's RPI: 100				RPI 101+			
RPI	S	Opponent	Score	RPI	S	Opponent	Score	RPI	S	Opponent	Score	RPI	S	Opponent	Score
12	A	Green Bay	68 75					69	H	IUPUI	61 64	113	A	Milwaukee	53 59
12	H	Green Bay	51 58					73	A	Belmont	91 81	113	H	Milwaukee	56 51
15	A	Missouri	80 82									129	A	Cleveland St.	70 71
22	A	Georgia	71 87									149	A	Kent St.	72 60
												178	N	Stetson	64 59
												192	N	Providence	69 74
												194	A	Youngstown St.	69 59
												194	H	Youngstown St.	73 50
												200	N	Richmond	85 69
												219	A	Oakland	77 57
												219	H	Oakland	80 75
												244	A	Northern Ky.	68 63
												299	H	Tennessee Tech	82 59
												317	A	Detroit Mercy	88 60
												317	H	Detroit Mercy	85 55
												327	H	Ill.-Chicago	60 50
												340	H	Chicago St.	84 39
												346	H	Eastern Ill.	81 46
<hr/>															
LAST 12 Division I GAMES:															
219	H	Oakland	80 75	69	H	IUPUI	61 64								
317	H	Detroit Mercy	85 55	327	H	Ill.-Chicago	60 50								
12	A	Green Bay	68 75	194	H	Youngstown St.	73 50								
113	A	Milwaukee	53 59	244	A	Northern Ky.	68 63								
194	A	Youngstown St.	69 59	317	A	Detroit Mercy	88 60								
129	A	Cleveland St.	70 71	219	A	Oakland	77 57								

Non-Div I Games: Northwestern Ohio 106 52 Cincinnati Christian 99 36

Wright St.

Average RPI Loss: 139

DIV. I ONLY	14- 7	78	8- 2	84	195	70	70	16	16
DIV. I NON-CONF.	5- 4	146	0- 0	29	286	67	67	14	14
TOTALS	RPI 1-25	RPI 26-50	W-L RECORDS	RPI 51-100	RPI 101-999	RPI 201+			
14- 7	0- 1	0- 0	OVERALL	3- 1	11- 5	4- 2			
8- 1	0- 0	0- 0	HOME	3- 0	5- 1	3- 0			
6- 4	0- 1	0- 0	AWAY	0- 0	6- 3	1- 2			
0- 2	0- 0	0- 0	NEUTRAL	0- 1	0- 1	0- 0			
5- 4	0- 1	0- 0	NON-CONFERENCE	1- 1	4- 2	1- 1			
3- 0	0- 0	0- 0	HOME	1- 0	2- 0	1- 0			
2- 2	0- 1	0- 0	AWAY	0- 0	2- 1	0- 1			
0- 2	0- 0	0- 0	NEUTRAL	0- 1	0- 1	0- 0			
9- 3	0- 0	0- 0	CONFERENCE	2- 0	7- 3	3- 1			
5- 1	0- 0	0- 0	HOME	2- 0	3- 1	2- 0			
4- 2	0- 0	0- 0	AWAY	0- 0	4- 2	1- 1			
0- 0	0- 0	0- 0	NEUTRAL	0- 0	0- 0	0- 0			

RPI 1-25				RPI 26-50				RPI 51-100				Team's RPI: 70				RPI 101+			
RPI	S	Opponent	Score	RPI	S	Opponent	Score	RPI	S	Opponent	Score	RPI	S	Opponent	Score	RPI	S	Opponent	Score
16	A	Duke	40 63					69	N	IUPUI	59 65	114	A	Colorado St.	53 49				
								85	H	Drake	75 61	114	H	Colorado St.	53 64				
								86	H	New Mexico	66 55	144	H	Idaho St.	61 53				
								90	H	UNLV	69 56	145	N	UNI	40 55				
												146	A	Fresno St.	47 60				
												150	A	Idaho	70 64				
												174	A	Boise St.	66 51				
												180	A	Denver	61 51				
												189	A	Nevada	65 62				
												189	H	Nevada	66 60				
												234	A	Montana St.	46 50				
												240	H	Montana	67 62				
												250	H	San Jose St.	58 46				
												251	A	San Diego St.	62 68				
												297	A	Utah St.	64 46				
												297	H	Utah St.	61 44				
LAST 12 Division I GAMES:																			
				90	H	UNLV	69 56	297	H	Utah St.	61 44								
				297	A	Utah St.	64 46	114	A	Colorado St.	53 49								
				146	A	Fresno St.	47 60	86	H	New Mexico	66 55								
				114	H	Colorado St.	53 64	174	A	Boise St.	66 51								
				250	H	San Jose St.	58 46	189	H	Nevada	66 60								
				189	A	Nevada	65 62	251	A	San Diego St.	62 68								

Wyoming

Average RPI Win: 219
Average RPI Loss: 67

WON-LOST
RECORD

WINNING
PCT. RANK

LAST 10
GAMES

STRENGTH OF
SCHEDULE

OPP. STRENGTH
OF SCHEDULE

TEAM
RPI

ADJ.
RPI

CONF.
RPI

ADJ CONF.
RPI

DIV. I ONLY	9- 17	257	1- 9	87	82	214	214	6	6
DIV. I NON-CONF.	7- 4	102	0- 0	213	262	159	159	6	6
TOTALS	RPI 1-25	RPI 26-50	W-L RECORDS	RPI 51-100	RPI 101-999	RPI 201+			
9- 17	0- 5	0- 4	OVERALL	0- 2	9- 6	4- 1			
7- 8	0- 2	0- 2	HOME	0- 1	7- 3	4- 0			
1- 8	0- 2	0- 2	AWAY	0- 1	1- 3	0- 1			
1- 1	0- 1	0- 0	NEUTRAL	0- 0	1- 0	0- 0			
7- 4	0- 1	0- 1	NON-CONFERENCE	0- 0	7- 2	4- 1			
6- 1	0- 0	0- 0	HOME	0- 0	6- 1	4- 0			
0- 2	0- 0	0- 1	AWAY	0- 0	0- 1	0- 1			
1- 1	0- 1	0- 0	NEUTRAL	0- 0	1- 0	0- 0			
2- 13	0- 4	0- 3	CONFERENCE	0- 2	2- 4	0- 0			
1- 7	0- 2	0- 2	HOME	0- 1	1- 2	0- 0			
1- 6	0- 2	0- 1	AWAY	0- 1	1- 2	0- 0			
0- 0	0- 0	0- 0	NEUTRAL	0- 0	0- 0	0- 0			

RPI 1-25				RPI 26-50				RPI 51-100				RPI 101+ Team's RPI: 214			
RPI	S	Opponent	Score	RPI	S	Opponent	Score	RPI	S	Opponent	Score	RPI	S	Opponent	Score
15	N	Missouri	48 74	32	A	Marquette	67 88	52	A	St. John's (NY)	36 70	101	A	Seton Hall	53 58
23	A	Villanova	57 75	32	H	Marquette	63 80	52	H	St. John's (NY)	63 67	101	H	Seton Hall	51 62
23	H	Villanova	50 89	37	H	Creighton	64 71					106	H	Wake Forest	57 62
24	A	DePaul	48 79	43	A	Minnesota	62 74					107	A	Butler	69 62
24	H	DePaul	72 73									133	A	Georgetown	60 65
												133	H	Georgetown	48 65
												135	H	Cincinnati	53 50
												182	H	New Hampshire	71 66
												188	N	Furman	75 62
												192	H	Providence	68 59
												205	A	Bowling Green	53 63
												236	H	Grambling	72 67
												269	H	Mt. St. Mary's	66 45
												321	H	Fort Wayne	62 50
												344	H	Florida A&M	70 52
LAST 12 Division I GAMES:															
24	H	DePaul	72 73	37	H	Creighton	64 71								
32	H	Marquette	63 80	192	H	Providence	68 59								
52	A	St. John's (NY)	36 70	32	A	Marquette	67 88								
101	A	Seton Hall	53 58	24	A	DePaul	48 79								
133	H	Georgetown	48 65	101	H	Seton Hall	51 62								
23	H	Villanova	50 89	52	H	St. John's (NY)	63 67								

Non-Div I Games:

Xavier

Loss, Non-Conf, S Site, H Home A Away N Neutral

Average RPI Win:	196	WON-LOST	WINNING	LAST 10	STRENGTH OF	OPP. STRENGTH	TEAM	ADJ.	CONF.	ADJ CONF.
Average RPI Loss:	121	RECORD	PCT. RANK	GAMES	SCHEDULE	OF SCHEDULE	RPI	RPI	RPI	RPI
DIV. I ONLY	12- 9	136	5- 5	133	142	119	119	9	9	
DIV. I NON-CONF.	7- 6	165	1- 3	247	180	181	181	9	9	

TOTALS	RPI 1-25	RPI 26-50	W-L RECORDS	RPI 51-100	RPI 101-999	RPI 201+				
12- 9	0- 0	1- 0	OVERALL	1- 4	10- 5	6- 0				
4- 4	0- 0	1- 0	HOME	0- 2	3- 2	2- 0				
8- 3	0- 0	0- 0	AWAY	1- 1	7- 2	4- 0				
0- 2	0- 0	0- 0	NEUTRAL	0- 1	0- 1	0- 0				
7- 6	0- 0	0- 0	NON-CONFERENCE	1- 2	6- 4	4- 0				
2- 3	0- 0	0- 0	HOME	0- 1	2- 2	2- 0				
5- 1	0- 0	0- 0	AWAY	1- 0	4- 1	2- 0				
0- 2	0- 0	0- 0	NEUTRAL	0- 1	0- 1	0- 0				
5- 3	0- 0	1- 0	CONFERENCE	0- 2	4- 1	2- 0				
2- 1	0- 0	1- 0	HOME	0- 1	1- 0	0- 0				
3- 2	0- 0	0- 0	AWAY	0- 1	3- 1	2- 0				
0- 0	0- 0	0- 0	NEUTRAL	0- 0	0- 0	0- 0				

RPI	S	Opponent	Score	RPI	S	Opponent	Score	RPI	S	Opponent	Score	RPI	S	Opponent	Score
33	H	Princeton	73 59	57	N	UC Davis	61 71	117	A	Dartmouth	57 39	127	A	Brown	71 81
				59	A	TCU	82 72	127	H	Brown	77 63	151	A	Binghamton	73 69
				65	H	Indiana	68 72	155	N	Hartford	70 78	165	A	Kansas	75 81
				72	H	Penn	54 69	175	H	Army West Point	65 82	192	H	Providence	51 55
				78	A	Harvard	73 97	198	A	Stony Brook	77 71	209	A	Columbia	73 50
								267	A	Cornell	65 55	278	H	Colgate	82 56
								279	H	LIU Brooklyn	62 51	291	A	Central Conn. St.	75 62
								345	A	Saint Peter's	70 49				
LAST 12 Division I GAMES:															
267	A	Cornell	65 55	127	A	Brown	71 81								
209	A	Columbia	73 50	127	H	Brown	77 63								
72	H	Penn	54 69	155	N	Hartford	70 78								
33	H	Princeton	73 59	57	N	UC Davis	61 71								
117	A	Dartmouth	57 39	65	H	Indiana	68 72								
78	A	Harvard	73 97	345	A	Saint Peter's	70 49								

Non-Div I Games:

Yale

Average RPI Win:	257	WON-LOST	WINNING	LAST 10	STRENGTH OF	OPP. STRENGTH	TEAM	ADJ.	CONF.	ADJ CONF.
Average RPI Loss:	121	RECORD	PCT. RANK	GAMES	SCHEDULE	OF SCHEDULE	RPI	RPI	RPI	RPI
DIV. I ONLY	10- 13	210	6- 4	190	191	194	194	11	11	
DIV. I NON-CONF.	2- 7	286	0- 0	216	235	274	274	15	15	

TOTALS	RPI 1-25	RPI 26-50	W-L RECORDS	RPI 51-100	RPI 101-999	RPI 201+				
10- 13	0- 1	0- 0	OVERALL	1- 4	9- 8	8- 2				
4- 5	0- 0	0- 0	HOME	0- 2	4- 3	4- 1				
6- 8	0- 1	0- 0	AWAY	1- 2	5- 5	4- 1				
0- 0	0- 0	0- 0	NEUTRAL	0- 0	0- 0	0- 0				
2- 7	0- 0	0- 0	NON-CONFERENCE	0- 1	2- 6	2- 1				
1- 2	0- 0	0- 0	HOME	0- 0	1- 2	1- 0				
1- 5	0- 0	0- 0	AWAY	0- 1	1- 4	1- 1				
0- 0	0- 0	0- 0	NEUTRAL	0- 0	0- 0	0- 0				
8- 6	0- 1	0- 0	CONFERENCE	1- 3	7- 2	6- 1				
3- 3	0- 0	0- 0	HOME	0- 2	3- 1	3- 1				
5- 3	0- 1	0- 0	AWAY	1- 1	4- 1	3- 0				
0- 0	0- 0	0- 0	NEUTRAL	0- 0	0- 0	0- 0				

RPI 1-25				RPI 26-50				RPI 51-100				RPI 101+ Team's RPI: 194			
RPI	S	Opponent	Score	RPI	S	Opponent	Score	RPI	S	Opponent	Score	RPI	S	Opponent	Score
12	A	Green Bay	56 65					58	A	American	72 78	112	A	Saint Francis (PA)	65 79
								69	A	IUPUI	70 67	113	A	Milwaukee	61 62
								69	H	IUPUI	43 65	126	H	Bucknell	60 66
								100	A	Wright St.	50 73	129	A	Cleveland St.	66 52
								100	H	Wright St.	59 69	142	A	Robert Morris	52 84
												149	H	Kent St.	44 55
												167	A	Pittsburgh	58 66
												212	A	Akron	58 75
												219	A	Oakland	86 76
												219	H	Oakland	48 58
												244	H	Northern Ky.	54 51
												307	A	Loyola Chicago	73 49
												317	A	Detroit Mercy	72 52
												317	H	Detroit Mercy	76 59
												318	H	Northern Ari z.	69 67
												327	A	Ill. -Chicago	71 52
												327	H	Ill. -Chicago	76 63

LAST 12 Division I GAMES:															
327	A	Ill. -Chicago	71 52	129	A	Cleveland St.	66 52								
69	A	IUPUI	70 67	100	A	Wright St.	50 73								
317	A	Detroit Mercy	72 52	113	A	Milwaukee	61 62								
219	A	Oakland	86 76	12	A	Green Bay	56 65								
100	H	Wright St.	59 69	69	H	IUPUI	43 65								
244	H	Northern Ky.	54 51	327	H	Ill. -Chicago	76 63								

Non-Div I Games: Ohio Valley 86 59 Penn St.-Beaver 97 40

Youngstown St.