

Average RPI Win:	258	WON-LOST	WINNING	LAST 10	STRENGTH OF	OPP. STRENGTH	TEAM	ADJ.	CONF.	ADJ CONF.
Average RPI Loss:	136	RECORD	PCT. RANK	GAMES	SCHEDULE	OF SCHEDULE	RPI	RPI	RPI	RPI
DIV. I ONLY	13- 7	87	7-3	236	275	110	110	23	23	
DIV. I NON-CONF.	3- 4	201	0	221	184	166	166	22	22	
TOTALS	RPI 1-25	RPI 26-50	W-L RECORDS	RPI 51-100	RPI 101-150	RPI 150+				
13- 7	0- 2	0- 0	OVERALL	0- 2	1- 0	12- 3				
5- 1	0- 0	0- 0	HOME	0- 1	0- 0	5- 0				
7- 6	0- 2	0- 0	AWAY	0- 1	1- 0	6- 3				
1- 0	0- 0	0- 0	NEUTRAL	0- 0	0- 0	1- 0				
3- 4	0- 2	0- 0	NON-CONFERENCE	0- 0	0- 0	3- 2				
1- 0	0- 0	0- 0	HOME	0- 0	0- 0	1- 0				
1- 4	0- 2	0- 0	AWAY	0- 0	0- 0	1- 2				
1- 0	0- 0	0- 0	NEUTRAL	0- 0	0- 0	1- 0				
10- 3	0- 0	0- 0	CONFERENCE	0- 2	1- 0	9- 1				
4- 1	0- 0	0- 0	HOME	0- 1	0- 0	4- 0				
6- 2	0- 0	0- 0	AWAY	0- 1	1- 0	5- 1				
0- 0	0- 0	0- 0	NEUTRAL	0- 0	0- 0	0- 0				

RPI 1-25				RPI 26-50				RPI 51-100				RPI 101+ Team's RPI: 110			
RPI	S	Opponent	Score	RPI	S	Opponent	Score	RPI	S	Opponent	Score	RPI	S	Opponent	Score
4	A	Missouri St.	51 79					89	A	SFA	49 72	123	A	Abilene Christian	70 58
18	A	Texas A&M	48 85					89	H	SFA	44 66	157	H	Sam Houston St.	57 54
												159	A	New Orleans	83 53
												220	H	Central Ark.	67 47
												224	A	Southeastern La.	44 48
												235	A	South Alabama	82 83
												248	H	Lamar University	49 39
												277	H	Nicholls St.	55 49
												283	A	Incarnate Word	64 38
												289	N	Prairie View	64 52
												296	A	Texas St.	48 57
												308	A	UTRGV	59 54
												308	H	UTRGV	61 50
												317	A	Houston Baptist	75 65
												334	A	McNeese	73 59
												335	A	Northwestern St.	72 59
LAST 10 Division I															
				89	A	SFA	49 72	159	A	New Orleans	83 53				
				334	A	McNeese	73 59	248	H	Lamar University	49 39				
				317	A	Houston Baptist	75 65	123	A	Abilene Christian	70 58				
				157	H	Sam Houston St.	57 54	89	H	SFA	44 66				
				283	A	Incarnate Word	64 38	224	A	Southeastern La.	44 48				

Non-Div I Games: UNKNOWN 75 55 Huston-Tillotson 63 49 Texas Wesleyan 90 52

A&M-Corpus Christi

Loss, Non-Conf, S Site, H Home A Away N Neutral

RPI 1-25				RPI 26-50				RPI 51-100				RPI 101+ Team's RPI: 123			
RPI	S	Opponent	Score	RPI	S	Opponent	Score	RPI	S	Opponent	Score	RPI	S	Opponent	Score
				45	A	Oklahoma	65 78					110	H	A&M-Corpus Christi	58 70
								89	A	SFA	59 69	146	A	Portland	76 69
												156	A	Wright St.	83 64
												157	A	Sam Houston St.	81 73
												159	H	New Orleans	76 62
												220	A	Central Ark.	74 64
												224	H	Southeastern La.	61 53
												244	H	Tulsa	73 63
												248	A	Lamar University	75 49
												248	H	Lamar University	78 72
												277	A	Nicholls St.	95 84
												283	H	Incarnate Word	70 71
												317	H	Houston Baptist	71 54
												322	H	New Mexico St.	67 54
												334	A	McNeese	90 73
												335	H	Northwestern St.	84 69
EAST 10 Division I															
				317	H	Houston Baptist	71 54					220	A	Central Ark.	74 64
				248	A	Lamar University	75 49					157	A	Sam Houston St.	81 73
				335	H	Northwestern St.	84 69					224	H	Southeastern La.	61 53
				283	H	Incarnate Word	70 71					110	H	A&M-Corpus Christi	58 70
				89	A	SFA	59 69					334	A	McNeese	90 73

Abilene Christian

Page 2

Average RPI Win:	278	WON-LOST	WINNING	LAST 10	STRENGTH OF	OPP. STRENGTH	TEAM	ADJ.	CONF.	ADJ CONF.
Average RPI Loss:	184	RECORD	PCT. RANK	GAMES	SCHEDULE	OF SCHEDULE	RPI	RPI	RPI	RPI
DIV. I ONLY	4- 19	320	2-8	229	234	311	311	17	17	
DIV. I NON-CONF.	1- 9	326	0	258	242	337	337	23	23	
TOTALS	RPI 1-25	RPI 26-50	W-L RECORDS	RPI 51-100	RPI 101-150	RPI 150+				
4- 19	0- 0	0- 2	OVERALL	0- 1	0- 5	4- 11				
1- 10	0- 0	0- 0	HOME	0- 0	0- 4	1- 6				
3- 9	0- 0	0- 2	AWAY	0- 1	0- 1	3- 5				
0- 0	0- 0	0- 0	NEUTRAL	0- 0	0- 0	0- 0				
1- 9	0- 0	0- 2	NON-CONFERENCE	0- 0	0- 2	1- 5				
1- 3	0- 0	0- 0	HOME	0- 0	0- 2	1- 1				
0- 6	0- 0	0- 2	AWAY	0- 0	0- 0	0- 4				
0- 0	0- 0	0- 0	NEUTRAL	0- 0	0- 0	0- 0				
3- 10	0- 0	0- 0	CONFERENCE	0- 1	0- 3	3- 6				
0- 7	0- 0	0- 0	HOME	0- 0	0- 2	0- 5				
3- 3	0- 0	0- 0	AWAY	0- 1	0- 1	3- 1				
0- 0	0- 0	0- 0	NEUTRAL	0- 0	0- 0	0- 0				

RPI S	Opponent	Score	RPI S	Opponent	Score	RPI S	Opponent	Score	RPI S	Opponent	Score	Team's RPI: 311
28	A Arizona St.	56 87	55	A Fresno St.	52 61	118	H San Diego	59 70				
49	A Tennessee	54 81				128	A Boise St.	61 70				
						128	H Boise St.	69 74				
						146	H Portland	56 72				
						147	H San Jose St.	60 68				
						184	H UNLV	60 67				
						204	H Wyoming	63 65				
						207	H New Mexico	53 75				
						213	A Northern Colo.	62 72				
						232	A Cal St. Fullerton	70 79				
						242	A San Diego St.	51 49				
						251	A Nevada	68 61				
						251	H Nevada	67 71				
						254	A Colorado St.	40 60				
						267	A Long Beach St.	68 74				
						290	A Utah St.	62 45				
						290	H Utah St.	52 53				
						295	A Navy	59 67				
						302	H Army West Point	66 68				
						330	H NJIT	68 48				
LAST 10 Division I												
128	H Boise St.	69 74	290	H Utah St.	52 53							
242	A San Diego St.	51 49	254	A Colorado St.	40 60							
251	H Nevada	67 71	128	A Boise St.	61 70							
55	A Fresno St.	52 61	207	H New Mexico	53 75							
147	H San Jose St.	60 68	290	A Utah St.	62 45							

Non-Div I Games: Neb. Wesleyan 93 42

Air Force

■ Loss,
 ■ Non-Conf, S Site,
 ■ Home
 ■ Away
 N Neutral

Average RPI Win: 248	WON-LOST	WINNING	LAST 10	STRENGTH OF	OPP. STRENGTH	TEAM	ADJ.	CONF.	ADJ CONF.
Average RPI Loss: 109	RECORD	PCT. RANK	GAMES	SCHEDULE	OF SCHEDULE	RPI	RPI	RPI	RPI
DIV. I ONLY	10- 12	208	3-7	152	170	201	201	10	10
DIV. I NON-CONF.	7- 4	100	0	203	321	146	146	10	10
TOTALS	RPI 1-25	RPI 26-50	W-L RECORDS	RPI 51-100	RPI 101-150	RPI 150+			
10- 12	0- 1	0- 1	OVERALL	0- 3	1- 2	9- 5			
5- 6	0- 1	0- 1	HOME	0- 0	1- 2	4- 2			
3- 6	0- 0	0- 0	AWAY	0- 3	0- 0	3- 3			
2- 0	0- 0	0- 0	NEUTRAL	0- 0	0- 0	2- 0			
7- 4	0- 0	0- 1	NON-CONFERENCE	0- 1	1- 1	6- 1			
3- 2	0- 0	0- 1	HOME	0- 0	1- 1	2- 0			
2- 2	0- 0	0- 0	AWAY	0- 1	0- 0	2- 1			
2- 0	0- 0	0- 0	NEUTRAL	0- 0	0- 0	2- 0			
3- 8	0- 1	0- 0	CONFERENCE	0- 2	0- 1	3- 4			
2- 4	0- 1	0- 0	HOME	0- 0	0- 1	2- 2			
1- 4	0- 0	0- 0	AWAY	0- 2	0- 0	1- 2			
0- 0	0- 0	0- 0	NEUTRAL	0- 0	0- 0	0- 0			

RPI 1-25				RPI 26-50				RPI 51-100				RPI 101+ Team's RPI: 201			
RPI	S	Opponent	Score	RPI	S	Opponent	Score	RPI	S	Opponent	Score	RPI	S	Opponent	Score
17	H	Central Mich.	72 77	31	H	Michigan	71 80	52	A	Ohio	57 70	104	H	Kent St.	55 60
								65	A	Ball St.	52 60	109	H	Duquesne	63 88
								93	A	Butler	55 76	140	H	N.C. A&T	64 52
												152	A	Toledo	61 65
												160	H	Eastern Mich.	88 81
												164	A	Western Mich.	71 79
												164	H	Western Mich.	51 56
												169	H	Northern Ill.	65 70
												181	H	Miami (OH)	70 62
												191	A	Cleveland St.	62 66
												247	H	Youngstown St.	91 62
												256	N	Morgan St.	52 45
												260	A	Bowling Green	76 73
												285	A	St. Bonaventure	63 54
												294	N	Denver	88 72
												329	H	Purdue Fort Wayne	64 53
												331	A	Detroit Mercy	81 60
LAST 10 Division I															
104	H	Kent St.	55 60	181	H	Miami (OH)	70 62								
65	A	Ball St.	52 60	169	H	Northern Ill.	65 70								
160	H	Eastern Mich.	88 81	152	A	Toledo	61 65								
52	A	Ohio	57 70	260	A	Bowling Green	76 73								
164	A	Western Mich.	71 79	164	H	Western Mich.	51 56								

Non-Div I Games:

Akron

■ Loss,
 ■ Non-Conf, S Site,
 ■ Home
 ■ Away
 N Neutral

Alabama

Through Games Of Feb. 12, 2020

Average RPI Win: 165	WON-LOST	WINNING	LAST 10	STRENGTH OF	OPP. STRENGTH	TEAM	ADJ.	CONF.	ADJ CONF.
Average RPI Loss: 47	RECORD	PCT. RANK	GAMES	SCHEDULE	OF SCHEDULE	RPI	RPI	RPI	RPI
DIV. I ONLY	14- 10	119	4-6	29	66	67	67	4	4
DIV. I NON-CONF.	10- 3	57	0	95	150	63	63	5	5
TOTALS	RPI 1-25	RPI 26-50	W-L RECORDS	RPI 51-100	RPI 101-150	RPI 150+			
14- 10	0- 3	1- 5	OVERALL	2- 1	5- 0	6- 1			
8- 6	0- 2	0- 3	HOME	2- 0	3- 0	3- 1			
5- 3	0- 1	0- 2	AWAY	0- 0	2- 0	3- 0			
1- 1	0- 0	1- 0	NEUTRAL	0- 1	0- 0	0- 0			
10- 3	0- 0	1- 1	NON-CONFERENCE	2- 1	2- 0	5- 1			
6- 2	0- 0	0- 1	HOME	2- 0	1- 0	3- 1			
3- 0	0- 0	0- 0	AWAY	0- 0	1- 0	2- 0			
1- 1	0- 0	1- 0	NEUTRAL	0- 1	0- 0	0- 0			
4- 7	0- 3	0- 4	CONFERENCE	0- 0	3- 0	1- 0			
2- 4	0- 2	0- 2	HOME	0- 0	2- 0	0- 0			
2- 3	0- 1	0- 2	AWAY	0- 0	1- 0	1- 0			
0- 0	0- 0	0- 0	NEUTRAL	0- 0	0- 0	0- 0			

RPI 1-25				RPI 26-50				RPI 51-100 Team's RPI: 67				RPI 101+			
RPI	S	Opponent	Score	RPI	S	Opponent	Score	RPI	S	Opponent	Score	RPI	S	Opponent	Score
1	H	South Carolina	78 93	27	A	Kentucky	62 66	81	H	North Carolina	83 77	108	H	Vanderbilt	98 61
18	H	Texas A&M	74 79	27	H	Kentucky	71 81	82	N	Southern California	57 60	114	H	Bethune-Cookman	60 49
24	A	LSU	60 71	38	H	Arkansas	48 66	94	H	Colgate	72 52	127	A	Auburn	75 48
				42	H	Iowa St.	66 75					127	H	Auburn	68 64
				48	N	UNI	87 77					145	A	Tulane	66 56
				49	A	Tennessee	63 65					161	H	Hampton	61 64
												195	A	Clemson	67 54
												217	H	Radford	85 51
												224	H	Southeastern La.	87 50
												235	A	South Alabama	74 62
												278	A	Ole Miss	57 56
												318	H	Mercer	111 56
LAST 10 Division I															
127	H	Auburn	68 64	18	H	Texas A&M	74 79								
27	A	Kentucky	62 66	49	A	Tennessee	63 65								
278	A	Ole Miss	57 56	127	A	Auburn	75 48								
38	H	Arkansas	48 66	27	H	Kentucky	71 81								
108	H	Vanderbilt	98 61	1	H	South Carolina	78 93								

Non-Div I Games:

Alabama

■ Loss,
 ■ Non-Conf, S Site,
 ■ Home
 ■ Away
 N Neutral

Alabama A&M

Through Games Of Feb. 12, 2020

Average RPI Win:	318	WON-LOST	WINNING	LAST 10	STRENGTH OF	OPP. STRENGTH	TEAM	ADJ.	CONF.	ADJ CONF.
Average RPI Loss:	173	RECORD	PCT. RANK	GAMES	SCHEDULE	OF SCHEDULE	RPI	RPI	RPI	RPI
DIV. I ONLY	11- 11	174	7-3	347	345	269	269	32	32	
DIV. I NON-CONF.	4- 7	225	0	237	297	218	218	31	31	
TOTALS	RPI 1-25	RPI 26-50	W-L RECORDS	RPI 51-100	RPI 101-150	RPI 150+				
11- 11	0- 0	0- 0	OVERALL	0- 2	0- 3	11- 6				
3- 3	0- 0	0- 0	HOME	0- 0	0- 2	3- 1				
7- 7	0- 0	0- 0	AWAY	0- 2	0- 1	7- 4				
1- 1	0- 0	0- 0	NEUTRAL	0- 0	0- 0	1- 1				
4- 7	0- 0	0- 0	NON-CONFERENCE	0- 2	0- 2	4- 3				
0- 2	0- 0	0- 0	HOME	0- 0	0- 1	0- 1				
4- 4	0- 0	0- 0	AWAY	0- 2	0- 1	4- 1				
0- 1	0- 0	0- 0	NEUTRAL	0- 0	0- 0	0- 1				
7- 4	0- 0	0- 0	CONFERENCE	0- 0	0- 1	7- 3				
3- 1	0- 0	0- 0	HOME	0- 0	0- 1	3- 0				
3- 3	0- 0	0- 0	AWAY	0- 0	0- 0	3- 3				
1- 0	0- 0	0- 0	NEUTRAL	0- 0	0- 0	1- 0				

RPI 1-25				RPI 26-50				RPI 51-100				RPI 101+				Team's RPI: 269	
RPI	S	Opponent	Score	RPI	S	Opponent	Score	RPI	S	Opponent	Score	RPI	S	Opponent	Score		
								74	A	Nebraska	46	68	111	H	Texas Southern	58	65
								84	A	Cincinnati	47	62	112	H	North Florida	64	73
												148	A	Memphis	71	79	
												154	A	Jackson St.	53	67	
												155	N	North Ala.	65	80	
												192	H	Austin Peay	61	67	
												236	A	Southern U.	46	55	
												242	A	San Diego St.	61	53	
												289	H	Prairie View	54	44	
												291	A	California Baptist	55	60	
												294	A	Denver	86	83	
												315	A	Georgia St.	67	52	
												323	N	Alabama St.	75	48	
												326	A	Alcorn	74	67	
												333	A	Ark.-Pine Bluff	65	52	
												333	H	Ark.-Pine Bluff	74	55	
												345	A	Florida A&M	77	53	
												347	A	Grambling	59	69	
												351	A	Mississippi Val.	75	45	
												351	H	Mississippi Val.	68	48	
LAST 10 Division I																	
				351	A	Mississippi Val.	75	45	326	A	Alcorn	74	67				
				333	A	Ark.-Pine Bluff	65	52	323	N	Alabama St.	75	48				
				289	H	Prairie View	54	44	351	H	Mississippi Val.	68	48				
				111	H	Texas Southern	58	65	333	H	Ark.-Pine Bluff	74	55				
				236	A	Southern U.	46	55	154	A	Jackson St.	53	67				

Non-Div I Games:

Alabama A&M

■ Loss,
 ■ Non-Conf,
 ■ S Site,
 ■ H Home
 ■ A Away
 N Neutral

Average RPI Win: 336	WON-LOST	WINNING	LAST 10	STRENGTH OF	OPP. STRENGTH	TEAM	ADJ.	CONF.	ADJ CONF.
Average RPI Loss: 183	RECORD	PCT. RANK	GAMES	SCHEDULE	OF SCHEDULE	RPI	RPI	RPI	RPI
DIV. I ONLY	5- 15	301	4-6	339	298	323	323	32	32
DIV. I NON-CONF.	1- 8	322	0	96	45	287	287	31	31
TOTALS	RPI 1-25	RPI 26-50	W-L RECORDS	RPI 51-100	RPI 101-150	RPI 150+			
5- 15	0- 2	0- 0	OVERALL	0- 1	0- 2	5- 10			
2- 5	0- 0	0- 0	HOME	0- 0	0- 1	2- 4			
3- 9	0- 2	0- 0	AWAY	0- 1	0- 1	3- 5			
0- 1	0- 0	0- 0	NEUTRAL	0- 0	0- 0	0- 1			
1- 8	0- 2	0- 0	NON-CONFERENCE	0- 1	0- 1	1- 4			
1- 2	0- 0	0- 0	HOME	0- 0	0- 0	1- 2			
0- 6	0- 2	0- 0	AWAY	0- 1	0- 1	0- 2			
0- 0	0- 0	0- 0	NEUTRAL	0- 0	0- 0	0- 0			
4- 7	0- 0	0- 0	CONFERENCE	0- 0	0- 1	4- 6			
1- 3	0- 0	0- 0	HOME	0- 0	0- 1	1- 2			
3- 3	0- 0	0- 0	AWAY	0- 0	0- 0	3- 3			
0- 1	0- 0	0- 0	NEUTRAL	0- 0	0- 0	0- 1			

RPI 1-25				RPI 26-50				RPI 51-100				RPI 101+ Team's RPI: 323			
RPI	S	Opponent	Score	RPI	S	Opponent	Score	RPI	S	Opponent	Score	RPI	S	Opponent	Score
1	A	South Carolina	43 103					70	A	South Fla.	29 80	111	H	Texas Southern	54 81
19	A	DePaul	76 105									131	A	Wisconsin	67 85
												154	A	Jackson St.	62 94
												155	H	North Ala.	60 81
												173	H	Samford	48 83
												195	A	Clemson	43 76
												236	A	Southern U.	47 69
												269	N	Alabama A&M	48 75
												278	A	Ole Miss	66 93
												289	H	Prairie View	59 62
												300	H	Jacksonville St.	68 63
												326	A	Alcorn	63 73
												333	A	Ark.-Pine Bluff	68 65
												333	H	Ark.-Pine Bluff	62 73
												347	A	Grambling	73 59
												351	A	Mississippi Val.	66 61
												351	H	Mississippi Val.	77 64
LAST 10 Division I															
333	A	Ark.-Pine Bluff	68 65	236	A	Southern U.	47 69								
351	A	Mississippi Val.	66 61	269	N	Alabama A&M	48 75								
111	H	Texas Southern	54 81	333	H	Ark.-Pine Bluff	62 73								
289	H	Prairie View	59 62	351	H	Mississippi Val.	77 64								
326	A	Alcorn	63 73	347	A	Grambling	73 59								

Non-Div I Games: Mobile 76 66 Paine 84 58

Alabama St.

■ Loss,
 ■ Non-Conf,
 ■ S Site,
 ■ Home
 ■ A Away
 N Neutral

Albany (NY)

Through Games Of Feb. 12, 2020

Average RPI Win:	289	WON-LOST	WINNING	LAST 10	STRENGTH OF	OPP. STRENGTH	TEAM	ADJ.	CONF.	ADJ CONF.
Average RPI Loss:	201	RECORD	PCT. RANK	GAMES	SCHEDULE	OF SCHEDULE	RPI	RPI	RPI	RPI
DIV. I ONLY	8- 15	264	4-6	326	316	310	310	27	27	
DIV. I NON-CONF.	3- 9	279	0	319	285	322	322	27	27	
TOTALS	RPI 1-25	RPI 26-50	W-L RECORDS	RPI 51-100	RPI 101-150	RPI 150+				
8- 15	0- 0	0- 0	OVERALL	0- 3	0- 2	8- 10				
5- 7	0- 0	0- 0	HOME	0- 1	0- 2	5- 4				
3- 8	0- 0	0- 0	AWAY	0- 2	0- 0	3- 6				
0- 0	0- 0	0- 0	NEUTRAL	0- 0	0- 0	0- 0				
3- 9	0- 0	0- 0	NON-CONFERENCE	0- 2	0- 2	3- 5				
1- 5	0- 0	0- 0	HOME	0- 0	0- 2	1- 3				
2- 4	0- 0	0- 0	AWAY	0- 2	0- 0	2- 2				
0- 0	0- 0	0- 0	NEUTRAL	0- 0	0- 0	0- 0				
5- 6	0- 0	0- 0	CONFERENCE	0- 1	0- 0	5- 5				
4- 2	0- 0	0- 0	HOME	0- 1	0- 0	4- 1				
1- 4	0- 0	0- 0	AWAY	0- 0	0- 0	1- 4				
0- 0	0- 0	0- 0	NEUTRAL	0- 0	0- 0	0- 0				

RPI S	Opponent	Score	RPI S	Opponent	Score	RPI S	Opponent	Score	RPI S	Opponent	Score	Team's RPI: 310
						61	A Marist	52 76	132	H Boston U.	58 60	
						68	H Stony Brook	53 73	142	H Cornell	51 71	
						88	A Syracuse	53 75	163	H Columbia	82 78	
									170	H Lafayette	47 54	
									179	A Binghamton	42 58	
									179	H Binghamton	56 53	
									215	A Maine	49 60	
									225	A UMass Lowell	51 53	
									265	H New Hampshire	47 48	
									270	H Monmouth	41 53	
									276	A Siena	46 52	
									293	H UMBC	56 51	
									297	A Vermont	36 52	
									297	H Vermont	58 49	
									313	H St. Francis Brooklyn	41 49	
									314	A Bryant	55 68	
									339	A Canisius	70 53	
									344	A Central Conn. St.	73 63	
									349	A Hartford	68 63	
									349	H Hartford	63 40	
LAST 10 Division I												
			349	H Hartford	63 40		225	A UMass Lowell	51 53			
			179	A Binghamton	42 58		68	H Stony Brook	53 73			
			297	A Vermont	36 52		265	H New Hampshire	47 48			
			293	H UMBC	56 51		215	A Maine	49 60			
			349	A Hartford	68 63		179	H Binghamton	56 53			

Non-Div I Games: FDU-Florham 81 21

Albany (NY)

Loss, Non-Conf, S Site, H Home A Away N Neutral

Alcorn

Through Games Of Feb. 12, 2020

Average RPI Win:	333	WON-LOST	WINNING	LAST 10	STRENGTH OF	OPP. STRENGTH	TEAM	ADJ.	CONF.	ADJ CONF.
Average RPI Loss:	205	RECORD	PCT. RANK	GAMES	SCHEDULE	OF SCHEDULE	RPI	RPI	RPI	RPI
DIV. I ONLY	7- 14	266	4-6	350	328	326	326	32	32	
DIV. I NON-CONF.	2- 8	295	0	335	243	333	333	31	31	
TOTALS	RPI 1-25	RPI 26-50	W-L RECORDS	RPI 51-100	RPI 101-150	RPI 150+				
7- 14	0- 0	0- 0	OVERALL	0- 1	0- 3	7- 10				
3- 3	0- 0	0- 0	HOME	0- 0	0- 1	3- 2				
4- 9	0- 0	0- 0	AWAY	0- 1	0- 2	4- 6				
0- 2	0- 0	0- 0	NEUTRAL	0- 0	0- 0	0- 2				
2- 8	0- 0	0- 0	NON-CONFERENCE	0- 1	0- 2	2- 5				
1- 1	0- 0	0- 0	HOME	0- 0	0- 1	1- 0				
1- 5	0- 0	0- 0	AWAY	0- 1	0- 1	1- 3				
0- 2	0- 0	0- 0	NEUTRAL	0- 0	0- 0	0- 2				
5- 6	0- 0	0- 0	CONFERENCE	0- 0	0- 1	5- 5				
2- 2	0- 0	0- 0	HOME	0- 0	0- 0	2- 2				
3- 4	0- 0	0- 0	AWAY	0- 0	0- 1	3- 3				
0- 0	0- 0	0- 0	NEUTRAL	0- 0	0- 0	0- 0				

RPI S	Opponent	Score	RPI S	Opponent	Score	RPI S	Opponent	Score	RPI S	Opponent	Score	Team's RPI: 326
89	A SFA	62	67	111	A Texas Southern	70	105	113	H UAB	65	86	
				148	A Memphis	51	57	154	A Jackson St.	66	76	
				154	H Jackson St.	67	83	195	N Clemson	46	77	
				216	A UTEP	47	92	236	A Southern U.	57	74	
				262	A North Texas	31	67	269	H Alabama A&M	67	74	
				278	N Ole Miss	55	73	289	A Prairie View	68	63	
				296	A Texas St.	59	67	323	H Alabama St.	73	63	
				333	A Ark.-Pine Bluff	77	75	340	A Tennessee St.	62	57	
				345	H Florida A&M	58	42	347	A Grambling	59	70	
				347	H Grambling	80	54	347	H Grambling	80	54	
				351	A Mississippi Val.	81	67					
LAST 10 Division I												
347	A Grambling	59	70	333	A Ark.-Pine Bluff	77	75					
154	A Jackson St.	66	76	351	A Mississippi Val.	81	67					
236	A Southern U.	57	74	347	H Grambling	80	54					
323	H Alabama St.	73	63	154	H Jackson St.	67	83					
269	H Alabama A&M	67	74	111	A Texas Southern	70	105					

Non-Div I Games: Tougaloo 85 61 Louisiana Col. 86 50

Alcorn

Loss, Non-Conf, S Site, H Home A Away N Neutral

American

A
m
e
r
i
c
a
n

American

Page 10

Appalachian St.

Through Games Of Feb. 12, 2020

Average RPI Win:	304	WON-LOST	WINNING	LAST 10	STRENGTH OF	OPP. STRENGTH	TEAM	ADJ.	CONF.	ADJ CONF.
Average RPI Loss:	139	RECORD	PCT. RANK	GAMES	SCHEDULE	OF SCHEDULE	RPI	RPI	RPI	RPI
DIV. I ONLY	7- 15	271	4-6	159	214	250	250	21	21	
DIV. I NON-CONF.	3- 8	268	0	138	218	241	241	19	19	
TOTALS	RPI 1-25	RPI 26-50	W-L RECORDS	RPI 51-100	RPI 101-150	RPI 150+				
7- 15	0- 1	0- 1	OVERALL	0- 2	0- 6	7- 5				
4- 4	0- 0	0- 0	HOME	0- 1	0- 1	4- 2				
2- 10	0- 1	0- 1	AWAY	0- 1	0- 4	2- 3				
1- 1	0- 0	0- 0	NEUTRAL	0- 0	0- 1	1- 0				
3- 8	0- 1	0- 1	NON-CONFERENCE	0- 0	0- 4	3- 2				
1- 2	0- 0	0- 0	HOME	0- 0	0- 0	1- 2				
1- 5	0- 1	0- 1	AWAY	0- 0	0- 3	1- 0				
1- 1	0- 0	0- 0	NEUTRAL	0- 0	0- 1	1- 0				
4- 7	0- 0	0- 0	CONFERENCE	0- 2	0- 2	4- 3				
3- 2	0- 0	0- 0	HOME	0- 1	0- 1	3- 0				
1- 5	0- 0	0- 0	AWAY	0- 1	0- 1	1- 3				
0- 0	0- 0	0- 0	NEUTRAL	0- 0	0- 0	0- 0				

RPI 1-25				RPI 26-50				RPI 51-100				RPI 101+ Team's RPI: 250			
RPI	S	Opponent	Score	RPI	S	Opponent	Score	RPI	S	Opponent	Score	RPI	S	Opponent	Score
1	A	South Carolina	50 92	31	A	Michigan	35 62	57	A	Troy	55 84	114	N	Bethune-Cookman	44 61
								99	H	Coastal Caro.	53 80	117	A	VCU	38 66
												120	A	UT Arlington	44 63
												120	H	UT Arlington	60 82
												139	A	Elon	66 67
												149	A	UNC Greensboro	47 54
												182	A	Little Rock	63 68
												214	H	Gardner-Webb	56 67
												235	A	South Alabama	66 81
												237	A	Arkansas St.	58 76
												266	A	Wofford	54 51
												268	H	ETSU	61 67
												296	A	Texas St.	59 47
												296	H	Texas St.	73 65
												299	H	Ga. Southern	83 75
												315	H	Georgia St.	65 37
												318	H	Mercer	77 68
												339	N	Canisius	74 57
LAST 10 Division I															
296	A	Texas St.	59 47	99	H	Coastal Caro.	53 80								
120	A	UT Arlington	44 63	237	A	Arkansas St.	58 76								
299	H	Ga. Southern	83 75	296	H	Texas St.	73 65								
315	H	Georgia St.	65 37	120	H	UT Arlington	60 82								
182	A	Little Rock	63 68	57	A	Troy	55 84								

Non-Div I Games:

Appalachian St.

■ Loss,
 ■ Non-Conf,
 ■ S Site,
 ■ H Home
 ■ A Away
 N Neutral

Arizona

Through Games Of Feb. 12, 2020

Average RPI Win:	164	WON-LOST	WINNING	LAST 10	STRENGTH OF	OPP. STRENGTH	TEAM	ADJ.	CONF.	ADJ CONF.
Average RPI Loss:	6	RECORD	PCT. RANK	GAMES	SCHEDULE	OF SCHEDULE	RPI	RPI	RPI	RPI
DIV. I ONLY	19- 4	24	6-4	51	42	21	21	1	1	
DIV. I NON-CONF.	11- 0	1	0	331	274	77	77	1	1	
TOTALS	RPI 1-25	RPI 26-50	W-L RECORDS	RPI 51-100	RPI 101-150	RPI 150+				
19- 4	2- 4	3- 0	OVERALL	3- 0	1- 0	10- 0				
10- 2	1- 2	1- 0	HOME	1- 0	0- 0	7- 0				
9- 2	1- 2	2- 0	AWAY	2- 0	1- 0	3- 0				
0- 0	0- 0	0- 0	NEUTRAL	0- 0	0- 0	0- 0				
11- 0	0- 0	1- 0	NON-CONFERENCE	0- 0	0- 0	10- 0				
7- 0	0- 0	0- 0	HOME	0- 0	0- 0	7- 0				
4- 0	0- 0	1- 0	AWAY	0- 0	0- 0	3- 0				
0- 0	0- 0	0- 0	NEUTRAL	0- 0	0- 0	0- 0				
8- 4	2- 4	2- 0	CONFERENCE	3- 0	1- 0	0- 0				
3- 2	1- 2	1- 0	HOME	1- 0	0- 0	0- 0				
5- 2	1- 2	1- 0	AWAY	2- 0	1- 0	0- 0				
0- 0	0- 0	0- 0	NEUTRAL	0- 0	0- 0	0- 0				

RPI	S	Opponent	Score	RPI	S	Opponent	Score	RPI	S	Opponent	Score	RPI	S	Opponent	Score
2	A	Oregon	52 85	28	A	Arizona St.	58 53	82	A	Southern California	65 57	137	A	Washington	66 58
2	H	Oregon	64 71	28	H	Arizona St.	59 53	82	H	Southern California	73 57	174	A	Montana	77 42
5	A	UCLA	58 70	37	A	Texas	83 58	92	A	Washington St.	74 67	203	H	Santa Clara	65 52
5	H	UCLA	92 66									212	H	North Dakota	74 42
13	A	Oregon St.	65 58									216	A	UTEP	54 43
13	H	Oregon St.	61 63									270	H	Monmouth	86 34
												271	H	UC Santa Barbara	61 42
												288	H	UC Riverside	70 27
												289	H	Prairie View	83 48
												340	H	Tennessee St.	77 42
												350	A	Chicago St.	82 50
LAST 10 Division I															
13	A	Oregon St.	65 58	137	A	Washington	66 58								
2	A	Oregon	52 85	92	A	Washington St.	74 67								
82	H	Southern California	73 57	2	H	Oregon	64 71								
5	H	UCLA	92 66	13	H	Oregon St.	61 63								
28	H	Arizona St.	59 53	5	A	UCLA	58 70								

Non-Div I Games:

Arizona

Loss, Non-Conf, S Site, H Home A Away N Neutral

Average RPI Win:	153	WON-LOST	WINNING	LAST 10	STRENGTH OF	OPP. STRENGTH	TEAM	ADJ.	CONF.	ADJ CONF.
Average RPI Loss:	21	RECORD	PCT. RANK	GAMES	SCHEDULE	OF SCHEDULE	RPI	RPI	RPI	RPI
DIV. I ONLY	16- 8	72	6-4	16	15	28	28	1	1	
DIV. I NON-CONF.	10- 2	29	0	228	115	66	66	1	1	
TOTALS	RPI 1-25	RPI 26-50	W-L RECORDS	RPI 51-100	RPI 101-150	RPI 150+				
16- 8	2- 6	1- 1	OVERALL	5- 1	1- 0	7- 0				
10- 2	2- 2	1- 0	HOME	2- 0	0- 0	5- 0				
4- 5	0- 4	0- 0	AWAY	2- 1	1- 0	1- 0				
2- 1	0- 0	0- 1	NEUTRAL	1- 0	0- 0	1- 0				
10- 2	0- 0	1- 1	NON-CONFERENCE	2- 1	0- 0	7- 0				
7- 0	0- 0	1- 0	HOME	1- 0	0- 0	5- 0				
1- 1	0- 0	0- 0	AWAY	0- 1	0- 0	1- 0				
2- 1	0- 0	0- 1	NEUTRAL	1- 0	0- 0	1- 0				
6- 6	2- 6	0- 0	CONFERENCE	3- 0	1- 0	0- 0				
3- 2	2- 2	0- 0	HOME	1- 0	0- 0	0- 0				
3- 4	0- 4	0- 0	AWAY	2- 0	1- 0	0- 0				
0- 0	0- 0	0- 0	NEUTRAL	0- 0	0- 0	0- 0				

RPI 1-25				RPI 26-50				RPI 51-100				RPI 101+			
RPI	S	Opponent	Score	RPI	S	Opponent	Score	RPI	S	Opponent	Score	RPI	S	Opponent	Score
2	A	Oregon	48 79	35	H	Creighton	70 55	58	A	Minnesota	66 80	137	A	Washington	67 50
2	H	Oregon	72 66	39	N	Purdue	52 59	62	N	Middle Tenn.	61 60	197	H	Idaho St.	74 69
5	A	UCLA	66 68					72	H	BYU	60 52	207	H	New Mexico	84 47
5	H	UCLA	61 70					82	A	Southern California	63 54	215	N	Maine	57 31
13	A	Oregon St.	62 64					82	H	Southern California	76 75	302	H	Army West Point	83 51
13	H	Oregon St.	55 47					92	A	Washington St.	65 56	311	H	Air Force	87 56
21	A	Arizona	53 59									312	H	Cal Poly	66 41
21	H	Arizona	53 58									322	A	New Mexico St.	70 47
LAST 10 Division I															
2	A	Oregon	48 79	92	A	Washington St.	65 56								
13	A	Oregon St.	62 64	137	A	Washington	67 50								
5	H	UCLA	61 70	13	H	Oregon St.	55 47								
82	H	Southern California	76 75	2	H	Oregon	72 66								
21	A	Arizona	53 59	82	A	Southern California	63 54								

Non-Div I Games:

Arizona St.

Average RPI Win:	340	WON-LOST	WINNING	LAST 10	STRENGTH OF	OPP. STRENGTH	TEAM	ADJ.	CONF.	ADJ CONF.
Average RPI Loss:	189	RECORD	PCT. RANK	GAMES	SCHEDULE	OF SCHEDULE	RPI	RPI	RPI	RPI
DIV. I ONLY	3- 17	325	2-8	294	332	333	333	32	32	
DIV. I NON-CONF.	0- 9	338	0	88	155	314	314	31	31	
TOTALS	RPI 1-25	RPI 26-50	W-L RECORDS	RPI 51-100	RPI 101-150	RPI 150+				
3- 17	0- 0	0- 2	OVERALL	0- 2	0- 2	3- 11				
1- 5	0- 0	0- 0	HOME	0- 0	0- 0	1- 5				
2- 12	0- 0	0- 2	AWAY	0- 2	0- 2	2- 6				
0- 0	0- 0	0- 0	NEUTRAL	0- 0	0- 0	0- 0				
0- 9	0- 0	0- 2	NON-CONFERENCE	0- 2	0- 1	0- 4				
0- 0	0- 0	0- 0	HOME	0- 0	0- 0	0- 0				
0- 9	0- 0	0- 2	AWAY	0- 2	0- 1	0- 4				
0- 0	0- 0	0- 0	NEUTRAL	0- 0	0- 0	0- 0				
3- 8	0- 0	0- 0	CONFERENCE	0- 0	0- 1	3- 7				
1- 5	0- 0	0- 0	HOME	0- 0	0- 0	1- 5				
2- 3	0- 0	0- 0	AWAY	0- 0	0- 1	2- 2				
0- 0	0- 0	0- 0	NEUTRAL	0- 0	0- 0	0- 0				

RPI 1-25			RPI 26-50			RPI 51-100			RPI 101+ Team's RPI: 333		
RPI	S	Opponent	Score	RPI	S	Opponent	Score	RPI	S	Opponent	Score
				42	A	Iowa St.	40 90	92	A	Washington St.	56 85
				49	A	Tennessee	51 92	99	A	Coastal Caro.	69 76
LAST 10 Division I											
				323	H	Alabama St.	65 68	289	A	Prairie View	51 61
				269	H	Alabama A&M	52 65	326	H	Alcorn	75 77
				154	H	Jackson St.	44 56	236	H	Southern U.	43 70
				347	H	Grambling	84 79	323	A	Alabama St.	73 62
				111	A	Texas Southern	77 78	269	A	Alabama A&M	55 74
								323	H	Alabama St.	65 68
								326	H	Alcorn	75 77
								347	H	Grambling	84 79
								351	A	Mississippi Val.	80 77

Non-Div I Games: Philander Smith 66 54

Ark.-Pine Bluff

■ Loss,
 ■ Non-Conf,
 ■ S Site,
 ■ Home
 ■ A Away
 N Neutral

Arkansas

Through Games Of Feb. 12, 2020

Average RPI Win: 143		WON-LOST	WINNING	LAST 10	STRENGTH OF	OPP. STRENGTH	TEAM	ADJ.	CONF.	ADJ CONF.
Average RPI Loss: 47		RECORD	PCT. RANK	GAMES	SCHEDULE	OF SCHEDULE	RPI	RPI	RPI	RPI
DIV. I ONLY		19- 5	32	7-3	79	20	38	38	4	4
DIV. I NON-CONF.		12- 1	10	0	172	121	33	33	5	5
TOTALS		RPI 1-25	RPI 26-50		W-L RECORDS		RPI 51-100	RPI 101-150	RPI 150+	
19- 5	0- 3	1- 0		OVERALL		4- 1	8- 1	6- 0		
13- 3	0- 2	1- 0		HOME		3- 1	3- 0	6- 0		
4- 2	0- 1	0- 0		AWAY		1- 0	3- 1	0- 0		
2- 0	0- 0	0- 0		NEUTRAL		0- 0	2- 0	0- 0		
12- 1	0- 0	0- 0		NON-CONFERENCE		3- 0	3- 1	6- 0		
10- 0	0- 0	0- 0		HOME		3- 0	1- 0	6- 0		
0- 1	0- 0	0- 0		AWAY		0- 0	0- 1	0- 0		
2- 0	0- 0	0- 0		NEUTRAL		0- 0	2- 0	0- 0		
7- 4	0- 3	1- 0		CONFERENCE		1- 1	5- 0	0- 0		
3- 3	0- 2	1- 0		HOME		0- 1	2- 0	0- 0		
4- 1	0- 1	0- 0		AWAY		1- 0	3- 0	0- 0		
0- 0	0- 0	0- 0		NEUTRAL		0- 0	0- 0	0- 0		

RPI 1-25				RPI 26-50				Team's RPI: 38				RPI 51-100				RPI 101+			
RPI	S	Opponent	Score	RPI	S	Opponent	Score	RPI	S	Opponent	Score	RPI	S	Opponent	Score	RPI	S	Opponent	Score
1	A	South Carolina	82 91	27	H	Kentucky	103 85	56	H	Belmont	91 60	101	N	Fordham	71 59				
1	H	South Carolina	65 86					67	A	Alabama	66 48	102	H	Kansas St.	81 72				
18	H	Texas A&M	77 84					68	H	Stony Brook	88 58	108	A	Vanderbilt	100 66				
								71	H	UT Martin	96 46	127	A	Auburn	86 70				
								80	H	Georgia	55 64	131	N	Wisconsin	68 64				
												133	A	Missouri	85 81				
												133	H	Missouri	90 73				
												135	H	Florida	79 57				
												136	A	California	80 84				
												159	H	New Orleans	82 52				
												182	H	Little Rock	86 53				
												209	H	Oral Roberts	96 64				
												244	H	Tulsa	91 41				
												334	H	McNeese	101 58				
												335	H	Northwestern St.	99 39				
LAST 10 Division I																			
27	H	Kentucky	103 85	80	H	Georgia	55 64	108	A	Vanderbilt	100 66								
1	H	South Carolina	65 86	133	H	Missouri	90 73	1	A	South Carolina	82 91								
67	A	Alabama	66 48	127	A	Auburn	86 70												
135	H	Florida	79 57																

Non-Div I Games:

Arkansas

■ Loss,
 ■ Non-Conf,
 S Site,
 ■ Home
 ■ Away
 N Neutral

Average RPI Win:	273	WON-LOST	WINNING	LAST 10	STRENGTH OF	OPP. STRENGTH	TEAM	ADJ.	CONF.	ADJ CONF.
Average RPI Loss:	173	RECORD	PCT. RANK	GAMES	SCHEDULE	OF SCHEDULE	RPI	RPI	RPI	RPI
DIV. I ONLY	8- 13	245	6-4	243	259	237	237	21	21	
DIV. I NON-CONF.	2- 8	295	0	104	240	245	245	19	19	
TOTALS	RPI 1-25	RPI 26-50	W-L RECORDS	RPI 51-100	RPI 101-150	RPI 150+				
8- 13	0- 2	0- 0	OVERALL	1- 0	0- 4	7- 7				
5- 1	0- 0	0- 0	HOME	1- 0	0- 1	4- 0				
3- 11	0- 2	0- 0	AWAY	0- 0	0- 2	3- 7				
0- 1	0- 0	0- 0	NEUTRAL	0- 0	0- 1	0- 0				
2- 8	0- 2	0- 0	NON-CONFERENCE	0- 0	0- 3	2- 3				
1- 1	0- 0	0- 0	HOME	0- 0	0- 1	1- 0				
1- 6	0- 2	0- 0	AWAY	0- 0	0- 1	1- 3				
0- 1	0- 0	0- 0	NEUTRAL	0- 0	0- 1	0- 0				
6- 5	0- 0	0- 0	CONFERENCE	1- 0	0- 1	5- 4				
4- 0	0- 0	0- 0	HOME	1- 0	0- 0	3- 0				
2- 5	0- 0	0- 0	AWAY	0- 0	0- 1	2- 4				
0- 0	0- 0	0- 0	NEUTRAL	0- 0	0- 0	0- 0				

RPI 1-25				RPI 26-50				RPI 51-100				RPI 101+ Team's RPI: 237			
RPI	S	Opponent	Score	RPI	S	Opponent	Score	RPI	S	Opponent	Score	RPI	S	Opponent	Score
6	A	Baylor	43 111					99	H	Coastal Caro.	63 61	120	A	UT Arlington	44 71
19	A	DePaul	64 109									129	H	Southeast Mo. St.	67 79
												140	N	N.C. A&T	50 55
												148	A	Memphis	50 78
												166	A	Louisiana	43 83
												182	A	Little Rock	58 67
												239	A	Murray St.	62 77
												241	A	Louisiana Tech	54 67
												242	A	San Diego St.	71 62
												244	A	Tulsa	77 79
												250	H	Appalachian St.	76 58
												296	A	Texas St.	56 53
												299	A	Ga. Southern	67 80
												299	H	Ga. Southern	69 62
												315	A	Georgia St.	56 67
												315	H	Georgia St.	70 68
												333	H	Ark.-Pine Bluff	81 60
												346	A	La.-Monroe	54 53
LAST 10 Division I															
299	A	Ga. Southern	67 80	182	A	Little Rock	58 67								
315	A	Georgia St.	56 67	250	H	Appalachian St.	76 58								
346	A	La.-Monroe	54 53	299	H	Ga. Southern	69 62								
99	H	Coastal Caro.	63 61	315	H	Georgia St.	70 68								
166	A	Louisiana	43 83	296	A	Texas St.	56 53								

Non-Div I Games: Central Baptist 88 63

Arkansas St.

■ Loss,
 ■ Non-Conf,
 ■ S Site,
 ■ Home
 ■ A Away
 N Neutral

Average RPI Win:	283	WON-LOST	WINNING	LAST 10	STRENGTH OF	OPP. STRENGTH	TEAM	ADJ.	CONF.	ADJ CONF.
Average RPI Loss:	152	RECORD	PCT. RANK	GAMES	SCHEDULE	OF SCHEDULE	RPI	RPI	RPI	RPI
DIV. I ONLY	5- 18	314	1-9	202	197	302	302	15	15	
DIV. I NON-CONF.	4- 7	225	0	255	254	263	263	16	16	
TOTALS	RPI 1-25	RPI 26-50	W-L RECORDS	RPI 51-100	RPI 101-150	RPI 150+				
5- 18	0- 1	0- 1	OVERALL	0- 4	1- 3	4- 9				
3- 8	0- 1	0- 0	HOME	0- 1	1- 3	2- 3				
2- 10	0- 0	0- 1	AWAY	0- 3	0- 0	2- 6				
0- 0	0- 0	0- 0	NEUTRAL	0- 0	0- 0	0- 0				
4- 7	0- 1	0- 1	NON-CONFERENCE	0- 1	0- 1	4- 3				
2- 3	0- 1	0- 0	HOME	0- 0	0- 1	2- 1				
2- 4	0- 0	0- 1	AWAY	0- 1	0- 0	2- 2				
0- 0	0- 0	0- 0	NEUTRAL	0- 0	0- 0	0- 0				
1- 11	0- 0	0- 0	CONFERENCE	0- 3	1- 2	0- 6				
1- 5	0- 0	0- 0	HOME	0- 1	1- 2	0- 2				
0- 6	0- 0	0- 0	AWAY	0- 2	0- 0	0- 4				
0- 0	0- 0	0- 0	NEUTRAL	0- 0	0- 0	0- 0				

RPI	S	Opponent	Score	RPI	S	Opponent	Score	RPI	S	Opponent	Score	RPI	S	Opponent	Score	Team's RPI: 302
22	H	TCU	52 66	28	A	Arizona St.	51 83	63	A	St. John's (NY)	60 96	125	H	Lehigh	65 94	
								73	A	Bucknell	46 77	126	H	William & Mary	65 77	
								73	H	Bucknell	52 63	130	H	Holy Cross	61 48	
								94	A	Colgate	93 100	132	H	Boston U.	66 72	
												163	H	Columbia	62 71	
												170	A	Lafayette	58 67	
												170	H	Lafayette	52 57	
												200	A	American	57 73	
												200	H	American	62 67	
												230	A	Manhattan	56 86	
												252	A	Loyola Maryland	59 68	
												295	A	Navy	45 57	
												311	A	Air Force	68 66	
												313	A	St. Francis Brooklyn	64 70	
												314	H	Bryant	81 75	
												325	A	Fairleigh Dickinson	70 68	
												336	H	LIU Brooklyn	67 60	
LAST 10 Division I																
170	A	Lafayette	58 67	170	H	Lafayette	52 57									
200	H	American	62 67	252	A	Loyola Maryland	59 68									
125	H	Lehigh	65 94	130	H	Holy Cross	61 48									
73	A	Bucknell	46 77	132	H	Boston U.	66 72									
295	A	Navy	45 57	200	A	American	57 73									

Non-Div I Games:

Army West Point

■ Loss,
 ■ Non-Conf,
 ■ S Site,
 ■ H Home
 ■ A Away
 N Neutral

Average RPI Win:	197	WON-LOST	WINNING	LAST 10	STRENGTH OF	OPP. STRENGTH	TEAM	ADJ.	CONF.	ADJ CONF.
Average RPI Loss:	61	RECORD	PCT. RANK	GAMES	SCHEDULE	OF SCHEDULE	RPI	RPI	RPI	RPI
DIV. I ONLY	8- 13	245	2-8	19	70	127	127	4	4	
DIV. I NON-CONF.	6- 5	151	0	19	168	73	73	5	5	
TOTALS	RPI 1-25	RPI 26-50	W-L RECORDS	RPI 51-100	RPI 101-150	RPI 150+				
8- 13	0- 2	0- 4	OVERALL	1- 4	2- 3	5- 0				
6- 4	0- 0	0- 2	HOME	0- 1	2- 1	4- 0				
1- 7	0- 2	0- 1	AWAY	0- 2	0- 2	1- 0				
1- 2	0- 0	0- 1	NEUTRAL	1- 1	0- 0	0- 0				
6- 5	0- 1	0- 2	NON-CONFERENCE	1- 1	1- 1	4- 0				
4- 1	0- 0	0- 1	HOME	0- 0	1- 0	3- 0				
1- 2	0- 1	0- 0	AWAY	0- 0	0- 1	1- 0				
1- 2	0- 0	0- 1	NEUTRAL	1- 1	0- 0	0- 0				
2- 8	0- 1	0- 2	CONFERENCE	0- 3	1- 2	1- 0				
2- 3	0- 0	0- 1	HOME	0- 1	1- 1	1- 0				
0- 5	0- 1	0- 1	AWAY	0- 2	0- 1	0- 0				
0- 0	0- 0	0- 0	NEUTRAL	0- 0	0- 0	0- 0				

RPI	S	Opponent	Score	RPI	S	Opponent	Score	RPI	S	Opponent	Score	RPI	S	Opponent	Score	Team's RPI: 127
9	A	Mississippi St.	73 78	27	A	Kentucky	61 68	59	N	Dayton	76 74	108	A	Vanderbilt	55 77	
22	A	TCU	65 80	29	N	Drake	82 83	62	N	Middle Tenn.	50 73	108	H	Vanderbilt	70 62	
				32	H	Old Dominion	77 89	67	A	Alabama	64 68	113	A	UAB	75 80	
				38	H	Arkansas	70 86	67	H	Alabama	48 75	114	H	Bethune-Cookman	74 56	
								80	A	Georgia	50 61	135	H	Florida	63 83	
												218	H	Saint Joseph's	66 62	
												235	A	South Alabama	82 62	
												266	H	Wofford	84 82	
												278	H	Ole Miss	59 43	
												300	H	Jacksonville St.	62 53	
LAST 10 Division I																
67	A	Alabama	64 68	80	A	Georgia	50 61									
108	H	Vanderbilt	70 62	67	H	Alabama	48 75									
9	A	Mississippi St.	73 78	135	H	Florida	63 83									
27	A	Kentucky	61 68	38	H	Arkansas	70 86									
278	H	Ole Miss	59 43	108	A	Vanderbilt	55 77									

Non-Div I Games:

Auburn

■ Loss,
 ■ Non-Conf,
 ■ S Site,
 ■ Home
 ■ A Away
 N Neutral

Average RPI Win:	276	WON-LOST	WINNING	LAST 10	STRENGTH OF	OPP. STRENGTH	TEAM	ADJ.	CONF.	ADJ CONF.
Average RPI Loss:	110	RECORD	PCT. RANK	GAMES	SCHEDULE	OF SCHEDULE	RPI	RPI	RPI	RPI
DIV. I ONLY	11- 10	160	4-6	249	271	192	192	20	20	
DIV. I NON-CONF.	7- 2	53	0	297	276	101	101	24	24	
TOTALS	RPI 1-25	RPI 26-50	W-L RECORDS	RPI 51-100	RPI 101-150	RPI 150+				
11- 10	0- 0	0- 1	OVERALL	1- 4	0- 2	10- 3				
4- 4	0- 0	0- 0	HOME	1- 2	0- 1	3- 1				
6- 6	0- 0	0- 1	AWAY	0- 2	0- 1	6- 2				
1- 0	0- 0	0- 0	NEUTRAL	0- 0	0- 0	1- 0				
7- 2	0- 0	0- 1	NON-CONFERENCE	1- 0	0- 0	6- 1				
2- 0	0- 0	0- 0	HOME	1- 0	0- 0	1- 0				
4- 2	0- 0	0- 1	AWAY	0- 0	0- 0	4- 1				
1- 0	0- 0	0- 0	NEUTRAL	0- 0	0- 0	1- 0				
4- 8	0- 0	0- 0	CONFERENCE	0- 4	0- 2	4- 2				
2- 4	0- 0	0- 0	HOME	0- 2	0- 1	2- 1				
2- 4	0- 0	0- 0	AWAY	0- 2	0- 1	2- 1				
0- 0	0- 0	0- 0	NEUTRAL	0- 0	0- 0	0- 0				

RPI 1-25				RPI 26-50				RPI 51-100				RPI 101+				Team's RPI: 192	
RPI	S	Opponent	Score	RPI	S	Opponent	Score	RPI	S	Opponent	Score	RPI	S	Opponent	Score		
				27	A	Kentucky	52 81	56	A	Belmont	46 69	129	A	Southeast Mo. St.	43 81		
								56	H	Belmont	52 53	129	H	Southeast Mo. St.	66 79		
								71	A	UT Martin	61 65	162	A	Tennessee Tech	49 58		
								71	H	UT Martin	61 69	172	A	Illinois	62 76		
								79	H	Illinois St.	77 72	179	N	Binghamton	80 63		
												222	H	Eastern Ill.	47 76		
												229	A	Chattanooga	50 49		
												269	A	Alabama A&M	67 61		
												286	A	FIU	58 56		
												300	A	Jacksonville St.	63 57		
												328	H	Evansville	80 64		
												338	H	SIUE	74 61		
												340	A	Tennessee St.	87 55		
												340	H	Tennessee St.	76 58		
												351	A	Mississippi Val.	100 82		
LAST 10 Division I																	
				56	A	Belmont	46 69	340	H	Tennessee St.	76 58						
				340	A	Tennessee St.	87 55	71	A	UT Martin	61 65						
				222	H	Eastern Ill.	47 76	129	A	Southeast Mo. St.	43 81						
				338	H	SIUE	74 61	300	A	Jacksonville St.	63 57						
				56	H	Belmont	52 53	162	A	Tennessee Tech	49 58						

Non-Div I Games: Christian Bros. 82 62 Ky. Wesleyan 103 70

Austin Peay

■ Loss,
 ■ Non-Conf, S Site,
 ■ Home
 ■ Away
 N Neutral

BYU				STRENGTH OF SCHEDULE	OPP. STRENGTH OF SCHEDULE	TEAM RPI	ADJ. RPI	CONF. RPI	ADJ CONF. RPI
Average RPI Win:	188	WON-LOST RECORD	WINNING PCT. RANK						
Average RPI Loss:	71		LAST 10 GAMES						
DIV. I ONLY	12- 9	127	6-4	59	90	72	72	11	11
DIV. I NON-CONF.	4- 5	195	0	70	44	117	117	11	11

TOTALS	RPI 1-25		RPI 26-50	W-L RECORDS	RPI 51-100	RPI 101-150		RPI 150+	
12- 9	0- 3		0- 1	OVERALL	1- 2	4- 3		7- 0	
5- 3	0- 1		0- 0	HOME	0- 1	1- 1		4- 0	
6- 5	0- 1		0- 1	AWAY	1- 1	2- 2		3- 0	
1- 1	0- 1		0- 0	NEUTRAL	0- 0	1- 0		0- 0	
4- 5	0- 1		0- 1	NON-CONFERENCE	1- 2	1- 1		2- 0	
2- 1	0- 0		0- 0	HOME	0- 1	0- 0		2- 0	
1- 3	0- 0		0- 1	AWAY	1- 1	0- 1		0- 0	
1- 1	0- 1		0- 0	NEUTRAL	0- 0	1- 0		0- 0	
8- 4	0- 2		0- 0	CONFERENCE	0- 0	3- 2		5- 0	
3- 2	0- 1		0- 0	HOME	0- 0	1- 1		2- 0	
5- 2	0- 1		0- 0	AWAY	0- 0	2- 1		3- 0	
0- 0	0- 0		0- 0	NEUTRAL	0- 0	0- 0		0- 0	

RPI 1-25				RPI 26-50				RPI 51-100 Team's RPI: 72				RPI 101+			
RPI	S	Opponent	Score	RPI	S	Opponent	Score	RPI	S	Opponent	Score	RPI	S	Opponent	Score
11	A	Gonzaga	44 59	28	A	Arizona St.	52 60	55	A	Fresno St.	71 65	106	A	Pacific	76 66
11	H	Gonzaga	43 55					91	H	Utah	73 77	118	A	San Diego	45 51
13	N	Oregon St.	34 65					92	A	Washington St.	50 67	118	H	San Diego	52 36
												128	A	Boise St.	55 66
												146	A	Portland	66 54
												146	H	Portland	48 57
												147	N	San Jose St.	75 56
												158	A	Saint Mary's (CA)	65 55
												187	A	Pepperdine	65 47
												203	H	Santa Clara	71 48
												243	H	San Francisco	57 44
												281	A	LMU (CA)	59 44
												290	H	Utah St.	67 50
												324	H	Utah Valley	71 57

LAST 10 Division I															
118	A	San Diego	45 51	158	A	Saint Mary's (CA)	65 55								
11	A	Gonzaga	44 59	106	A	Pacific	76 66								
146	A	Portland	66 54	118	H	San Diego	52 36								
203	H	Santa Clara	71 48	146	H	Portland	48 57								
243	H	San Francisco	57 44	11	H	Gonzaga	43 55								

Non-Div I Games: Tex. A&M-Kingsville90 38

BYU

Average RPI Win:	185	WON-LOST	WINNING	LAST 10	STRENGTH OF	OPP. STRENGTH	TEAM	ADJ.	CONF.	ADJ CONF.
Average RPI Loss:	67	RECORD	PCT. RANK	GAMES	SCHEDULE	OF SCHEDULE	RPI	RPI	RPI	RPI
DIV. I ONLY	15- 7	65	7-3	115	104	65	65	10	10	
DIV. I NON-CONF.	7- 4	100	0	191	113	109	109	10	10	
TOTALS	RPI 1-25	RPI 26-50	W-L RECORDS	RPI 51-100	RPI 101-150	RPI 150+				
15- 7	0- 1	0- 1	OVERALL	1- 3	4- 2	10- 0				
8- 1	0- 0	0- 1	HOME	1- 0	2- 0	5- 0				
4- 5	0- 1	0- 0	AWAY	0- 3	0- 1	4- 0				
3- 1	0- 0	0- 0	NEUTRAL	0- 0	2- 1	1- 0				
7- 4	0- 0	0- 1	NON-CONFERENCE	1- 2	2- 1	4- 0				
2- 1	0- 0	0- 1	HOME	1- 0	0- 0	1- 0				
2- 2	0- 0	0- 0	AWAY	0- 2	0- 0	2- 0				
3- 1	0- 0	0- 0	NEUTRAL	0- 0	2- 1	1- 0				
8- 3	0- 1	0- 0	CONFERENCE	0- 1	2- 1	6- 0				
6- 0	0- 0	0- 0	HOME	0- 0	2- 0	4- 0				
2- 3	0- 1	0- 0	AWAY	0- 1	0- 1	2- 0				
0- 0	0- 0	0- 0	NEUTRAL	0- 0	0- 0	0- 0				

RPI 1-25				RPI 26-50				RPI 51-100 Team's RPI: 65				RPI 101+			
RPI	S	Opponent	Score	RPI	S	Opponent	Score	RPI	S	Opponent	Score	RPI	S	Opponent	Score
17	A	Central Mich.	39 66	30	H	Western Ky.	86 91	52	A	Ohio	71 79	104	A	Kent St.	68 69
								53	A	IUPUI	48 65	104	H	Kent St.	66 62
								84	A	Cincinnati	56 63	119	H	Buffalo	69 65
								93	H	Butler	74 70	125	N	Lehigh	54 52
												131	N	Wisconsin	56 67
												143	N	Providence	52 51
												152	A	Toledo	60 58
												160	H	Eastern Mich.	59 54
												164	H	Western Mich.	68 65
												181	H	Miami (OH)	80 63
												201	H	Akron	60 52
												207	A	New Mexico	70 57
												260	A	Bowling Green	86 80
												263	H	Xavier	70 49
												281	N	LMU (CA)	77 72
												329	A	Purdue Fort Wayne	83 52
LAST 10 Division I															
152	A	Toledo	60 58	119	H	Buffalo	69 65								
201	H	Akron	60 52	52	A	Ohio	71 79								
164	H	Western Mich.	68 65	17	A	Central Mich.	39 66								
104	A	Kent St.	68 69	160	H	Eastern Mich.	59 54								
181	H	Miami (OH)	80 63	260	A	Bowling Green	86 80								

Non-Div I Games: Urbana 84 49

Ball St.

■ Loss,
 ■ Non-Conf, S Site,
 ■ Home
 ■ Away
 N Neutral

Average RPI Win:	123	WON-LOST	WINNING	LAST 10	STRENGTH OF	OPP. STRENGTH	TEAM	ADJ.	CONF.	ADJ CONF.
Average RPI Loss:	1	RECORD	PCT. RANK	GAMES	SCHEDULE	OF SCHEDULE	RPI	RPI	RPI	RPI
DIV. I ONLY	22- 1	3	10-0	49	10	6	6	3	3	
DIV. I NON-CONF.	11- 1	13	0	181	15	36	36	4	4	
TOTALS	RPI 1-25	RPI 26-50	W-L RECORDS	RPI 51-100	RPI 101-150	RPI 150+				
22- 1	4- 1	4- 0	OVERALL	4- 0	4- 0	6- 0				
14- 0	1- 0	2- 0	HOME	3- 0	2- 0	6- 0				
6- 0	2- 0	2- 0	AWAY	0- 0	2- 0	0- 0				
2- 1	1- 1	0- 0	NEUTRAL	1- 0	0- 0	0- 0				
11- 1	2- 1	0- 0	NON-CONFERENCE	3- 0	0- 0	6- 0				
8- 0	0- 0	0- 0	HOME	2- 0	0- 0	6- 0				
1- 0	1- 0	0- 0	AWAY	0- 0	0- 0	0- 0				
2- 1	1- 1	0- 0	NEUTRAL	1- 0	0- 0	0- 0				
11- 0	2- 0	4- 0	CONFERENCE	1- 0	4- 0	0- 0				
6- 0	1- 0	2- 0	HOME	1- 0	2- 0	0- 0				
5- 0	1- 0	2- 0	AWAY	0- 0	2- 0	0- 0				
0- 0	0- 0	0- 0	NEUTRAL	0- 0	0- 0	0- 0				

RPI 1-25				Team's RPI: 6				RPI 26-50				RPI 51-100				RPI 101+			
RPI	S	Opponent	Score					RPI	S	Opponent	Score	RPI	S	Opponent	Score	RPI	S	Opponent	Score
1	N	South Carolina	59 74					37	A	Texas	64 44	60	H	West Virginia	91 51	102	A	Kansas St.	54 40
7	A	UConn	74 58					42	H	Iowa St.	83 62	70	H	South Fla.	58 46	124	A	Kansas	90 47
15	N	Indiana	77 62					45	A	Oklahoma	77 56	80	H	Georgia	72 38	124	H	Kansas	97 44
22	A	TCU	66 57					46	H	Oklahoma St.	94 48	92	N	Washington St.	89 66	150	H	Texas Tech	87 79
22	H	TCU	81 62													237	H	Arkansas St.	111 43
																248	H	Lamar University	90 28
																249	H	Morehead St.	94 47
																265	H	New Hampshire	97 29
																317	H	Houston Baptist	112 42
																347	H	Grambling	120 46
LAST 10 Division I																			
22	H	TCU	81 62					150	H	Texas Tech	87 79								
102	A	Kansas St.	54 40					22	A	TCU	66 57								
124	H	Kansas	97 44					60	H	West Virginia	91 51								
37	A	Texas	64 44					124	A	Kansas	90 47								
42	H	Iowa St.	83 62					46	H	Oklahoma St.	94 48								

Non-Div I Games:

Baylor

■ Loss,
 ■ Non-Conf, S Site,
 ■ Home
 ■ Away
 N Neutral

Average RPI Win:	203	WON-LOST	WINNING	LAST 10	STRENGTH OF	OPP. STRENGTH	TEAM	ADJ.	CONF.	ADJ CONF.
Average RPI Loss:	83	RECORD	PCT. RANK	GAMES	SCHEDULE	OF SCHEDULE	RPI	RPI	RPI	RPI
DIV. I ONLY	15- 8	80	8-2	74	162	56	56	20	20	
DIV. I NON-CONF.	5- 6	187	0	30	14	89	89	24	24	
TOTALS	RPI 1-25	RPI 26-50	W-L RECORDS	RPI 51-100	RPI 101-150	RPI 150+				
15- 8	0- 1	1- 4	OVERALL	1- 1	1- 0	12- 2				
10- 0	0- 0	1- 0	HOME	1- 0	0- 0	8- 0				
5- 6	0- 0	0- 3	AWAY	0- 1	1- 0	4- 2				
0- 2	0- 1	0- 1	NEUTRAL	0- 0	0- 0	0- 0				
5- 6	0- 1	1- 4	NON-CONFERENCE	1- 0	0- 0	3- 1				
4- 0	0- 0	1- 0	HOME	1- 0	0- 0	2- 0				
1- 4	0- 0	0- 3	AWAY	0- 0	0- 0	1- 1				
0- 2	0- 1	0- 1	NEUTRAL	0- 0	0- 0	0- 0				
10- 2	0- 0	0- 0	CONFERENCE	0- 1	1- 0	9- 1				
6- 0	0- 0	0- 0	HOME	0- 0	0- 0	6- 0				
4- 2	0- 0	0- 0	AWAY	0- 1	1- 0	3- 1				
0- 0	0- 0	0- 0	NEUTRAL	0- 0	0- 0	0- 0				

RPI 1-25				RPI 26-50				RPI 51-100				Team's RPI: 56		RPI 101+			
RPI	S	Opponent	Score	RPI	S	Opponent	Score	RPI	S	Opponent	Score			RPI	S	Opponent	Score
3	N	Maryland	26 90	30	A	Western Ky.	46 77	62	H	Middle Tenn.	68 57			129	A	Southeast Mo. St.	57 45
				33	N	Virginia Tech	58 60	71	A	UT Martin	57 74			152	A	Toledo	48 53
				34	A	Marquette	51 53							162	A	Tennessee Tech	59 47
				38	A	Arkansas	60 91							192	A	Austin Peay	53 52
				50	H	UCF	72 37							192	H	Austin Peay	69 46
														202	H	Northern Ky.	62 45
														222	H	Eastern Ill.	69 45
														229	H	Chattanooga	63 50
														239	A	Murray St.	86 56
														239	H	Murray St.	70 53
														249	H	Morehead St.	71 62
														272	H	Eastern Ky.	68 48
														274	A	Lipscomb	69 68
														300	A	Jacksonville St.	41 60
														338	H	SIUE	69 48
LAST 10 Division I																	
				192	H	Austin Peay	69 46					239	A	Murray St.	86 56		
				239	H	Murray St.	70 53					249	H	Morehead St.	71 62		
				300	A	Jacksonville St.	41 60					272	H	Eastern Ky.	68 48		
				162	A	Tennessee Tech	59 47					71	A	UT Martin	57 74		
				192	A	Austin Peay	53 52					129	A	Southeast Mo. St.	57 45		

Non-Div I Games:

Belmont

Average RPI Win:	265	WON-LOST	WINNING	LAST 10	STRENGTH OF	OPP. STRENGTH	TEAM	ADJ.	CONF.	ADJ CONF.
Average RPI Loss:	88	RECORD	PCT. RANK	GAMES	SCHEDULE	OF SCHEDULE	RPI	RPI	RPI	RPI
DIV. I ONLY	15- 5	42	9-1	275	300	114	114	29	29	
DIV. I NON-CONF.	6- 4	123	0	263	99	148	148	29	29	
TOTALS	RPI 1-25	RPI 26-50	W-L RECORDS	RPI 51-100	RPI 101-150	RPI 150+				
15- 5	0- 1	0- 0	OVERALL	0- 2	2- 1	13- 1				
6- 2	0- 1	0- 0	HOME	0- 1	1- 0	5- 0				
8- 3	0- 0	0- 0	AWAY	0- 1	1- 1	7- 1				
1- 0	0- 0	0- 0	NEUTRAL	0- 0	0- 0	1- 0				
6- 4	0- 1	0- 0	NON-CONFERENCE	0- 2	0- 1	6- 0				
1- 2	0- 1	0- 0	HOME	0- 1	0- 0	1- 0				
4- 2	0- 0	0- 0	AWAY	0- 1	0- 1	4- 0				
1- 0	0- 0	0- 0	NEUTRAL	0- 0	0- 0	1- 0				
9- 1	0- 0	0- 0	CONFERENCE	0- 0	2- 0	7- 1				
5- 0	0- 0	0- 0	HOME	0- 0	1- 0	4- 0				
4- 1	0- 0	0- 0	AWAY	0- 0	1- 0	3- 1				
0- 0	0- 0	0- 0	NEUTRAL	0- 0	0- 0	0- 0				

RPI 1-25				RPI 26-50				RPI 51-100				RPI 101+ Team's RPI: 114			
RPI	S	Opponent	Score	RPI	S	Opponent	Score	RPI	S	Opponent	Score	RPI	S	Opponent	Score
17	H	Central Mich.	67 92					57	H	Troy	62 68	127	A	Auburn	56 74
								67	A	Alabama	49 60	140	A	N.C. A&T	69 58
												140	H	N.C. A&T	70 50
												170	A	Norfolk St.	51 61
												190	A	Jacksonville	53 52
												208	A	Stetson	59 55
												250	N	Appalachian St.	61 44
												255	A	Howard	75 59
												255	H	Howard	88 59
												256	H	Morgan St.	74 65
												286	A	FIU	65 60
												299	H	Ga. Southern	75 57
												321	H	N.C. Central	73 52
												342	H	Coppin St.	82 51
												343	A	Charleston So.	81 41
												345	A	Florida A&M	78 57
												348	A	South Carolina St.	66 55
LAST 10 Division I															
				255	H	Howard	88 59					321	H	N.C. Central	73 52
				140	H	N.C. A&T	70 50					256	H	Morgan St.	74 65
				345	A	Florida A&M	78 57					342	H	Coppin St.	82 51
				348	A	South Carolina St.	66 55					255	A	Howard	75 59
				140	A	N.C. A&T	69 58					170	A	Norfolk St.	51 61

Non-Div I Games: Edward Waters 79 46 Palm Beach Atl. 68 45

Bethune-Cookman

Loss, Non-Conf, S Site, H Home A Away N Neutral

Binghamton

Through Games Of Feb. 12, 2020

Average RPI Win:	267	WON-LOST	WINNING	LAST 10	STRENGTH OF	OPP. STRENGTH	TEAM	ADJ.	CONF.	ADJ CONF.
Average RPI Loss:	181	RECORD	PCT. RANK	GAMES	SCHEDULE	OF SCHEDULE	RPI	RPI	RPI	RPI
DIV. I ONLY	15- 8	80	5-5	308	306	179	179	27	27	
DIV. I NON-CONF.	10- 2	29	0	325	278	113	113	27	27	
TOTALS	RPI 1-25	RPI 26-50	W-L RECORDS	RPI 51-100	RPI 101-150	RPI 150+				
15- 8	0- 0	0- 0	OVERALL	0- 3	1- 0	14- 5				
8- 2	0- 0	0- 0	HOME	0- 1	0- 0	8- 1				
6- 5	0- 0	0- 0	AWAY	0- 2	1- 0	5- 3				
1- 1	0- 0	0- 0	NEUTRAL	0- 0	0- 0	1- 1				
10- 2	0- 0	0- 0	NON-CONFERENCE	0- 1	1- 0	9- 1				
5- 0	0- 0	0- 0	HOME	0- 0	0- 0	5- 0				
4- 1	0- 0	0- 0	AWAY	0- 1	1- 0	3- 0				
1- 1	0- 0	0- 0	NEUTRAL	0- 0	0- 0	1- 1				
5- 6	0- 0	0- 0	CONFERENCE	0- 2	0- 0	5- 4				
3- 2	0- 0	0- 0	HOME	0- 1	0- 0	3- 1				
2- 4	0- 0	0- 0	AWAY	0- 1	0- 0	2- 3				
0- 0	0- 0	0- 0	NEUTRAL	0- 0	0- 0	0- 0				

RPI S	Opponent	Score	RPI S	Opponent	Score	RPI S	Opponent	Score	RPI S	Opponent	Score	Team's RPI: 179
						68	A Stony Brook	54 58	142	A Cornell	59 56	
						68	H Stony Brook	60 67	160	H Eastern Mich.	78 67	
						75	A Miami (FL)	56 79	170	H Lafayette	74 64	
									192	N Austin Peay	63 80	
									215	A Maine	65 75	
									215	H Maine	73 63	
									225	H UMass Lowell	56 66	
									261	A Delaware St.	75 66	
									265	A New Hampshire	63 53	
									273	H Niagara	74 55	
									276	A Siena	89 62	
									285	H St. Bonaventure	78 67	
									293	A UMBC	61 43	
									297	A Vermont	62 65	
									310	A Albany (NY)	53 56	
									310	H Albany (NY)	58 42	
									325	A Fairleigh Dickinson	60 48	
									330	H NJIT	75 40	
									347	N Grambling	88 67	
									349	H Hartford	80 44	
LAST 10 Division I												
			68	A Stony Brook	54 58	68	H Stony Brook	60 67				
			215	A Maine	65 75	215	H Maine	73 63				
			310	H Albany (NY)	58 42	297	A Vermont	62 65				
			349	H Hartford	80 44	225	H UMass Lowell	56 66				
			265	A New Hampshire	63 53	293	A UMBC	61 43				

Non-Div I Games: Bloomsburg 70 45

Binghamton

Loss, Non-Conf, S Site, H Home A Away N Neutral

Average RPI Win:	235	WON-LOST	WINNING	LAST 10	STRENGTH OF	OPP. STRENGTH	TEAM	ADJ.	CONF.	ADJ CONF.
Average RPI Loss:	112	RECORD	PCT. RANK	GAMES	SCHEDULE	OF SCHEDULE	RPI	RPI	RPI	RPI
DIV. I ONLY	15- 9	93	6-4	177	150	128	128	17	17	
DIV. I NON-CONF.	6- 4	123	0	69	32	88	88	23	23	
TOTALS	RPI 1-25	RPI 26-50	W-L RECORDS	RPI 51-100	RPI 101-150	RPI 150+				
15- 9	0- 3	0- 0	OVERALL	1- 2	1- 1	13- 3				
9- 4	0- 1	0- 0	HOME	1- 2	0- 0	8- 1				
6- 5	0- 2	0- 0	AWAY	0- 0	1- 1	5- 2				
0- 0	0- 0	0- 0	NEUTRAL	0- 0	0- 0	0- 0				
6- 4	0- 3	0- 0	NON-CONFERENCE	1- 1	1- 0	4- 0				
4- 2	0- 1	0- 0	HOME	1- 1	0- 0	3- 0				
2- 2	0- 2	0- 0	AWAY	0- 0	1- 0	1- 0				
0- 0	0- 0	0- 0	NEUTRAL	0- 0	0- 0	0- 0				
9- 5	0- 0	0- 0	CONFERENCE	0- 1	0- 1	9- 3				
5- 2	0- 0	0- 0	HOME	0- 1	0- 0	5- 1				
4- 3	0- 0	0- 0	AWAY	0- 0	0- 1	4- 2				
0- 0	0- 0	0- 0	NEUTRAL	0- 0	0- 0	0- 0				

RPI 1-25			RPI 26-50			RPI 51-100			RPI 101+ Team's RPI: 128		
RPI	S	Opponent	Score	RPI	S	Opponent	Score	RPI	S	Opponent	Score
4	H	Missouri St.	69 72					113	A	UAB	83 81
12	A	Louisville	82 98					147	A	San Jose St.	61 74
22	A	TCU	65 77					184	A	UNLV	65 66
								187	H	Pepperdine	76 74
								204	A	Wyoming	68 73
								204	H	Wyoming	67 48
								206	H	Portland St.	82 57
								207	H	New Mexico	83 82
								242	H	San Diego St.	86 72
								251	A	Nevada	83 72
								251	H	Nevada	54 40
								254	A	Colorado St.	72 69
								290	A	Utah St.	65 59
								290	H	Utah St.	56 58
								306	A	Eastern Wash.	63 61
								311	A	Air Force	74 69
								311	H	Air Force	70 61
								324	H	Utah Valley	77 69
LAST 10 Division I											
311	A	Air Force	74 69	55	H	Fresno St.	80 85				
290	H	Utah St.	56 58	290	A	Utah St.	65 59				
204	H	Wyoming	67 48	311	H	Air Force	70 61				
251	A	Nevada	83 72	242	H	San Diego St.	86 72				
147	A	San Jose St.	61 74	184	A	UNLV	65 66				

Non-Div I Games: Lewis-Clark St. 88 34 Western Ore. 75 32

Boise St.

Loss, Non-Conf, S Site, H Home A Away N Neutral

Average RPI Win:	167	WON-LOST	WINNING	LAST 10	STRENGTH OF	OPP. STRENGTH	TEAM	ADJ.	CONF.	ADJ CONF.
Average RPI Loss:	60	RECORD	PCT. RANK	GAMES	SCHEDULE	OF SCHEDULE	RPI	RPI	RPI	RPI
DIV. I ONLY	13- 10	132	6-4	60	52	77	77	5	5	
DIV. I NON-CONF.	7- 4	100	0	105	147	78	78	3	3	
TOTALS	RPI 1-25	RPI 26-50	W-L RECORDS	RPI 51-100	RPI 101-150	RPI 150+				
13- 10	1- 3	0- 2	OVERALL	1- 3	5- 2	6- 0				
6- 4	0- 2	0- 0	HOME	0- 2	2- 0	4- 0				
6- 5	1- 1	0- 2	AWAY	1- 0	2- 2	2- 0				
1- 1	0- 0	0- 0	NEUTRAL	0- 1	1- 0	0- 0				
7- 4	0- 1	0- 0	NON-CONFERENCE	0- 1	3- 2	4- 0				
5- 0	0- 0	0- 0	HOME	0- 0	1- 0	4- 0				
1- 3	0- 1	0- 0	AWAY	0- 0	1- 2	0- 0				
1- 1	0- 0	0- 0	NEUTRAL	0- 1	1- 0	0- 0				
6- 6	1- 2	0- 2	CONFERENCE	1- 2	2- 0	2- 0				
1- 4	0- 2	0- 0	HOME	0- 2	1- 0	0- 0				
5- 2	1- 0	0- 2	AWAY	1- 0	1- 0	2- 0				
0- 0	0- 0	0- 0	NEUTRAL	0- 0	0- 0	0- 0				

RPI 1-25				RPI 26-50				RPI 51-100				Team's RPI: 77	RPI 101+			
RPI	S	Opponent	Score	RPI	S	Opponent	Score	RPI	S	Opponent	Score		RPI	S	Opponent	Score
12	H	Louisville	70 81	33	A	Virginia Tech	49 70	51	H	Virginia	52 69		104	A	Notre Dame	75 65
14	H	NC State	54 72	36	A	Duke	73 85	78	N	Charlotte	68 84		115	H	Wake Forest	67 54
16	A	Northwestern	63 66					87	A	Georgia Tech	55 48		117	H	VCU	87 52
23	A	Florida St.	65 56					88	H	Syracuse	79 89		130	A	Holy Cross	71 80
													132	A	Boston U.	88 57
													143	A	Providence	60 76
													145	N	Tulane	89 76
													176	H	Rhode Island	66 55
													195	A	Clemson	70 68
													225	H	UMass Lowell	89 46
													261	H	Delaware St.	109 69
													279	A	Pittsburgh	79 70
													313	H	St. Francis Brooklyn	106 69
LAST 10 Division I																
195	A	Clemson	70 68	87	A	Georgia Tech	55 48	12	H	Louisville	70 81					
88	H	Syracuse	79 89	51	H	Virginia	52 69	104	A	Notre Dame	75 65					
115	H	Wake Forest	67 54	279	A	Pittsburgh	79 70									
23	A	Florida St.	65 56													
33	A	Virginia Tech	49 70													

Non-Div I Games:

Boston College

■ Loss,
 ■ Non-Conf,
 ■ S Site,
 ■ H Home
 ■ A Away
 N Neutral

Average RPI Win: 197	WON-LOST	WINNING	LAST 10	STRENGTH OF	OPP. STRENGTH	TEAM	ADJ.	CONF.	ADJ CONF.
Average RPI Loss: 137	RECORD	PCT. RANK	GAMES	SCHEDULE	OF SCHEDULE	RPI	RPI	RPI	RPI
DIV. I ONLY	13- 10	132	7-3	137	153	132	132	15	15
DIV. I NON-CONF.	5- 6	187	0	175	126	193	193	16	16
TOTALS	RPI 1-25	RPI 26-50	W-L RECORDS	RPI 51-100	RPI 101-150	RPI 150+			
13- 10	0- 0	0- 0	OVERALL	2- 4	3- 2	8- 4			
6- 5	0- 0	0- 0	HOME	1- 4	2- 0	3- 1			
7- 5	0- 0	0- 0	AWAY	1- 0	1- 2	5- 3			
0- 0	0- 0	0- 0	NEUTRAL	0- 0	0- 0	0- 0			
5- 6	0- 0	0- 0	NON-CONFERENCE	0- 3	1- 1	4- 2			
2- 4	0- 0	0- 0	HOME	0- 3	1- 0	1- 1			
3- 2	0- 0	0- 0	AWAY	0- 0	0- 1	3- 1			
0- 0	0- 0	0- 0	NEUTRAL	0- 0	0- 0	0- 0			
8- 4	0- 0	0- 0	CONFERENCE	2- 1	2- 1	4- 2			
4- 1	0- 0	0- 0	HOME	1- 1	1- 0	2- 0			
4- 3	0- 0	0- 0	AWAY	1- 0	1- 1	2- 2			
0- 0	0- 0	0- 0	NEUTRAL	0- 0	0- 0	0- 0			

RPI 1-25				RPI 26-50				RPI 51-100				RPI 101+				Team's RPI: 132	
RPI	S	Opponent	Score	RPI	S	Opponent	Score	RPI	S	Opponent	Score	RPI	S	Opponent	Score		
								61	H	Marist	75	89	125	A	Lehigh	34	51
								73	H	Bucknell	52	48	130	A	Holy Cross	62	51
								77	H	Boston College	57	88	130	H	Holy Cross	76	70
								94	A	Colgate	60	58	136	A	California	62	73
								94	H	Colgate	61	70	144	H	Northeastern	72	56
								98	H	Harvard	39	66	151	H	Massachusetts	45	58
													165	A	UC Davis	68	75
													170	A	Lafayette	57	59
													193	H	Dartmouth	74	56
													200	H	American	59	44
													215	A	Maine	62	49
													252	A	Loyola Maryland	41	39
													252	H	Loyola Maryland	44	42
													265	A	New Hampshire	78	64
													295	A	Navy	41	46
													302	A	Army West Point	72	66
													310	A	Albany (NY)	60	58
LAST 10 Division I																	
				94	A	Colgate	60	58	295	A	Navy	41	46				
				130	A	Holy Cross	62	51	94	H	Colgate	61	70				
				73	H	Bucknell	52	48	252	H	Loyola Maryland	44	42				
				252	A	Loyola Maryland	41	39	302	A	Army West Point	72	66				
				130	H	Holy Cross	76	70	125	A	Lehigh	34	51				

Non-Div I Games:

Boston U.

■ Loss,
 ■ Non-Conf,
 ■ S Site,
 ■ H Home
 ■ A Away
 N Neutral

Bowling Green

Through Games Of Feb. 12, 2020

Average RPI Win:	229	WON-LOST	WINNING	LAST 10	STRENGTH OF	OPP. STRENGTH	TEAM	ADJ.	CONF.	ADJ CONF.
Average RPI Loss:	140	RECORD	PCT. RANK	GAMES	SCHEDULE	OF SCHEDULE	RPI	RPI	RPI	RPI
DIV. I ONLY	6- 15	289	1-9	166	149	260	260	10	10	
DIV. I NON-CONF.	5- 5	164	0	199	257	159	159	10	10	
TOTALS	RPI 1-25	RPI 26-50	W-L RECORDS	RPI 51-100	RPI 101-150	RPI 150+				
6- 15	0- 0	0- 1	OVERALL	0- 2	0- 4	6- 8				
3- 5	0- 0	0- 0	HOME	0- 1	0- 0	3- 4				
2- 8	0- 0	0- 1	AWAY	0- 1	0- 3	2- 3				
1- 2	0- 0	0- 0	NEUTRAL	0- 0	0- 1	1- 1				
5- 5	0- 0	0- 1	NON-CONFERENCE	0- 0	0- 2	5- 2				
2- 0	0- 0	0- 0	HOME	0- 0	0- 0	2- 0				
2- 3	0- 0	0- 1	AWAY	0- 0	0- 1	2- 1				
1- 2	0- 0	0- 0	NEUTRAL	0- 0	0- 1	1- 1				
1- 10	0- 0	0- 0	CONFERENCE	0- 2	0- 2	1- 6				
1- 5	0- 0	0- 0	HOME	0- 1	0- 0	1- 4				
0- 5	0- 0	0- 0	AWAY	0- 1	0- 2	0- 2				
0- 0	0- 0	0- 0	NEUTRAL	0- 0	0- 0	0- 0				

RPI S	Opponent	Score	RPI S	Opponent	Score	RPI S	Opponent	Score	RPI S	Opponent	Score	Team's RPI: 260
39	A Purdue	74 81	52	A Ohio	69 79	104	A Kent St.	47 61	119	A Buffalo	59 65	
			65	H Ball St.	80 86	134	A Loyola Chicago	76 84	138	N Green Bay	54 73	
						152	A Toledo	72 79	160	A Eastern Mich.	61 78	
						160	H Eastern Mich.	58 70	164	H Western Mich.	72 63	
						169	H Northern Ill.	87 92	181	H Miami (OH)	59 80	
						185	A Valparaiso	90 95	191	H Cleveland St.	89 62	
						201	H Akron	73 76	234	A Milwaukee	63 51	
						243	N San Francisco	56 64	246	A Marshall	82 69	
						249	H Morehead St.	79 65	291	N California Baptist	98 60	
LAST 10 Division I												
160	H Eastern Mich.	58 70	164	H Western Mich.	72 63							
169	H Northern Ill.	87 92	152	A Toledo	72 79							
104	A Kent St.	47 61	119	A Buffalo	59 65							
181	H Miami (OH)	59 80	201	H Akron	73 76							
52	A Ohio	69 79	65	H Ball St.	80 86							

Non-Div I Games: Davis & Elkins 91 52 Notre Dame (OH) 88 54

Bowling Green

Loss, Non-Conf, S Site, H Home A Away N Neutral

Average RPI Win:	183	WON-LOST	WINNING	LAST 10	STRENGTH OF	OPP. STRENGTH	TEAM	ADJ.	CONF.	ADJ CONF.
Average RPI Loss:	55	RECORD	PCT. RANK	GAMES	SCHEDULE	OF SCHEDULE	RPI	RPI	RPI	RPI
DIV. I ONLY	16- 4	30	8-2	150	91	43	43	7	7	
DIV. I NON-CONF.	8- 2	51	0	284	132	94	94	7	7	
TOTALS	RPI 1-25	RPI 26-50	W-L RECORDS	RPI 51-100	RPI 101-150	RPI 150+				
16- 4	0- 1	2- 1	OVERALL	2- 2	2- 0	10- 0				
8- 0	0- 0	2- 0	HOME	1- 0	0- 0	5- 0				
5- 3	0- 1	0- 1	AWAY	1- 1	1- 0	3- 0				
3- 1	0- 0	0- 0	NEUTRAL	0- 1	1- 0	2- 0				
8- 2	0- 0	0- 1	NON-CONFERENCE	0- 1	1- 0	7- 0				
3- 0	0- 0	0- 0	HOME	0- 0	0- 0	3- 0				
2- 1	0- 0	0- 1	AWAY	0- 0	0- 0	2- 0				
3- 1	0- 0	0- 0	NEUTRAL	0- 1	1- 0	2- 0				
8- 2	0- 1	2- 0	CONFERENCE	2- 1	1- 0	3- 0				
5- 0	0- 0	2- 0	HOME	1- 0	0- 0	2- 0				
3- 2	0- 1	0- 0	AWAY	1- 1	1- 0	1- 0				
0- 0	0- 0	0- 0	NEUTRAL	0- 0	0- 0	0- 0				

RPI 1-25				RPI 26-50				Team's RPI: 43		RPI 51-100				RPI 101+			
RPI	S	Opponent	Score	RPI	S	Opponent	Score		RPI	S	Opponent	Score	RPI	S	Opponent	Score	
4	A	Missouri St.	56 90	29	H	Drake	77 76		79	A	Illinois St.	66 62	116	N	Richmond	61 57	
				31	A	Michigan	57 77		79	H	Illinois St.	76 61	134	A	Loyola Chicago	60 47	
				48	H	UNI	61 47		83	A	Southern Ill.	50 64	154	H	Jackson St.	78 69	
									100	N	Liberty	63 75	181	H	Miami (OH)	79 68	
													185	A	Valparaiso	75 61	
													210	A	Western Ill.	84 49	
													228	N	George Mason	61 59	
													282	A	Oakland	74 58	
													284	H	Indiana St.	91 75	
													292	H	North Dakota St.	70 64	
													306	N	Eastern Wash.	66 46	
													328	H	Evansville	82 51	
LAST 10 Division I																	
				79	A	Illinois St.	66 62		185	A	Valparaiso	75 61					
				83	A	Southern Ill.	50 64		134	A	Loyola Chicago	60 47					
				4	A	Missouri St.	56 90		79	H	Illinois St.	76 61					
				29	H	Drake	77 76		284	H	Indiana St.	91 75					
				48	H	UNI	61 47		328	H	Evansville	82 51					

Non-Div I Games: Eureka 101 39

Bradley

Average RPI Win:	263	WON-LOST	WINNING	LAST 10	STRENGTH OF	OPP. STRENGTH	TEAM	ADJ.	CONF.	ADJ CONF.
Average RPI Loss:	149	RECORD	PCT. RANK	GAMES	SCHEDULE	OF SCHEDULE	RPI	RPI	RPI	RPI
DIV. I ONLY	7- 12	253	4-6	199	228	211	211	8	8	
DIV. I NON-CONF.	6- 7	182	3-1	288	323	237	237	8	8	
TOTALS	RPI 1-25	RPI 26-50	W-L RECORDS	RPI 51-100	RPI 101-150	RPI 150+				
7- 12	0- 0	0- 2	OVERALL	0- 2	0- 2	7- 6				
1- 4	0- 0	0- 1	HOME	0- 0	0- 1	1- 2				
6- 7	0- 0	0- 1	AWAY	0- 2	0- 1	6- 3				
0- 1	0- 0	0- 0	NEUTRAL	0- 0	0- 0	0- 1				
6- 7	0- 0	0- 0	NON-CONFERENCE	0- 1	0- 1	6- 5				
1- 3	0- 0	0- 0	HOME	0- 0	0- 1	1- 2				
5- 3	0- 0	0- 0	AWAY	0- 1	0- 0	5- 2				
0- 1	0- 0	0- 0	NEUTRAL	0- 0	0- 0	0- 1				
1- 5	0- 0	0- 2	CONFERENCE	0- 1	0- 1	1- 1				
0- 1	0- 0	0- 1	HOME	0- 0	0- 0	0- 0				
1- 4	0- 0	0- 1	AWAY	0- 1	0- 1	1- 1				
0- 0	0- 0	0- 0	NEUTRAL	0- 0	0- 0	0- 0				

RPI S	Opponent	Score	RPI S	Opponent	Score	RPI S	Opponent	Score	RPI S	Opponent	Score	Team's RPI: 211
41	A Yale	72 79	41	H Yale	40 73	70	A South Fla.	60 70	130	H Holy Cross	71 83	
						98	A Harvard	53 68	142	A Cornell	63 74	
									151	A Massachusetts	42 95	
									163	A Columbia	60 74	
									176	N Rhode Island	44 89	
									193	A Dartmouth	83 71	
									199	H Merrimack	57 72	
									215	H Maine	76 70	
									226	A Fairfield	58 44	
									259	A Longwood	76 86	
									265	A New Hampshire	76 68	
									286	A FIU	72 57	
									314	A Bryant	56 50	
									314	H Bryant	44 45	
									344	A Central Conn. St.	83 73	
LAST 10 Division I												
98	A Harvard	53 68	41	A Yale	72 79							
193	A Dartmouth	83 71	70	A South Fla.	60 70							
163	A Columbia	60 74	286	A FIU	72 57							
142	A Cornell	63 74	226	A Fairfield	58 44							
41	H Yale	40 73	314	A Bryant	56 50							

Non-Div I Games:

Brown

■ Loss,
 ■ Non-Conf,
 ■ S Site,
 ■ H Home
 ■ A Away
 N Neutral

Average RPI Win:	291	WON-LOST	WINNING	LAST 10	STRENGTH OF	OPP. STRENGTH	TEAM	ADJ.	CONF.	ADJ CONF.
Average RPI Loss:	208	RECORD	PCT. RANK	GAMES	SCHEDULE	OF SCHEDULE	RPI	RPI	RPI	RPI
DIV. I ONLY	7- 15	271	5-5	329	323	314	314	30	30	
DIV. I NON-CONF.	2- 9	304	0	318	253	334	334	30	30	
TOTALS	RPI 1-25	RPI 26-50	W-L RECORDS	RPI 51-100	RPI 101-150	RPI 150+				
7- 15	0- 0	0- 0	OVERALL	0- 1	0- 3	7- 11				
4- 7	0- 0	0- 0	HOME	0- 0	0- 1	4- 6				
3- 8	0- 0	0- 0	AWAY	0- 1	0- 2	3- 5				
0- 0	0- 0	0- 0	NEUTRAL	0- 0	0- 0	0- 0				
2- 9	0- 0	0- 0	NON-CONFERENCE	0- 1	0- 2	2- 6				
1- 4	0- 0	0- 0	HOME	0- 0	0- 1	1- 3				
1- 5	0- 0	0- 0	AWAY	0- 1	0- 1	1- 3				
0- 0	0- 0	0- 0	NEUTRAL	0- 0	0- 0	0- 0				
5- 6	0- 0	0- 0	CONFERENCE	0- 0	0- 1	5- 5				
3- 3	0- 0	0- 0	HOME	0- 0	0- 0	3- 3				
2- 3	0- 0	0- 0	AWAY	0- 0	0- 1	2- 2				
0- 0	0- 0	0- 0	NEUTRAL	0- 0	0- 0	0- 0				

RPI 1-25			RPI 26-50			RPI 51-100			RPI 101+			Team's RPI: 314
RPI	S	Opponent	Score	RPI	S	Opponent	Score	RPI	S	Opponent	Score	
						58 A Minnesota	56 101			130 A Holy Cross	75 87	
										141 A Robert Morris	39 69	
										143 H Providence	32 76	
										172 A Illinois	55 69	
										196 A Mt. St. Mary's	72 67	
										196 H Mt. St. Mary's	70 76	
										199 A Merrimack	66 78	
										211 A Brown	45 44	
										211 H Brown	50 56	
										225 H UMass Lowell	35 55	
										253 A Saint Francis (PA)	58 64	
										253 H Saint Francis (PA)	60 63	
										265 H New Hampshire	56 68	
										280 H Wagner	45 58	
										297 A Vermont	66 71	
										302 A Army West Point	75 81	
										310 H Albany (NY)	68 55	
										313 H St. Francis Brooklyn	78 59	
										325 A Fairleigh Dickinson	57 45	
										336 H LIU Brooklyn	57 53	
										344 H Central Conn. St.	59 47	
LAST 10 Division I												
						313 H St. Francis Brooklyn	78 59			196 A Mt. St. Mary's	72 67	
						344 H Central Conn. St.	59 47			336 H LIU Brooklyn	57 53	
						141 A Robert Morris	39 69			196 H Mt. St. Mary's	70 76	
						253 A Saint Francis (PA)	58 64			199 A Merrimack	66 78	
						280 H Wagner	45 58			325 A Fairleigh Dickinson	57 45	

Non-Div I Games:

Bryant

■ Loss,
 ■ Non-Conf,
 ■ S Site,
 ■ H Home
 ■ A Away
 N Neutral

Bucknell

B
u
c
k
n
e
l
l

Bucknell

Average RPI Win:	201	WON-LOST	WINNING	LAST 10	STRENGTH OF	OPP. STRENGTH	TEAM	ADJ.	CONF.	ADJ CONF.
Average RPI Loss:	103	RECORD	PCT. RANK	GAMES	SCHEDULE	OF SCHEDULE	RPI	RPI	RPI	RPI
DIV. I ONLY	13- 9	111	3-7	153	118	119	119	10	10	
DIV. I NON-CONF.	9- 2	37	0	212	200	57	57	10	10	
TOTALS	RPI 1-25	RPI 26-50	W-L RECORDS	RPI 51-100	RPI 101-150	RPI 150+				
13- 9	0- 2	0- 0	OVERALL	2- 2	1- 1	10- 4				
7- 3	0- 1	0- 0	HOME	1- 1	0- 0	6- 1				
4- 6	0- 1	0- 0	AWAY	0- 1	1- 1	3- 3				
2- 0	0- 0	0- 0	NEUTRAL	1- 0	0- 0	1- 0				
9- 2	0- 1	0- 0	NON-CONFERENCE	2- 0	0- 1	7- 0				
5- 0	0- 0	0- 0	HOME	1- 0	0- 0	4- 0				
2- 2	0- 1	0- 0	AWAY	0- 0	0- 1	2- 0				
2- 0	0- 0	0- 0	NEUTRAL	1- 0	0- 0	1- 0				
4- 7	0- 1	0- 0	CONFERENCE	0- 2	1- 0	3- 4				
2- 3	0- 1	0- 0	HOME	0- 1	0- 0	2- 1				
2- 4	0- 0	0- 0	AWAY	0- 1	1- 0	1- 3				
0- 0	0- 0	0- 0	NEUTRAL	0- 0	0- 0	0- 0				

RPI	S	Opponent	Score	RPI	S	Opponent	Score	RPI	S	Opponent	Score	RPI	S	Opponent	Score	Team's RPI: 119
10	A	Stanford	69 88					52	H	Ohio	65 76	104	A	Kent St.	57 44	
17	H	Central Mich.	93 98					54	N	Drexel	63 59	147	A	San Jose St.	88 95	
								59	H	Dayton	67 59	152	A	Toledo	59 71	
								65	A	Ball St.	65 69	152	H	Toledo	62 78	
												160	H	Eastern Mich.	66 63	
												163	H	Columbia	82 75	
												164	A	Western Mich.	62 74	
												169	A	Northern Ill.	63 64	
												181	A	Miami (OH)	86 72	
												193	H	Dartmouth	73 49	
												200	N	American	73 55	
												260	H	Bowling Green	65 59	
												273	A	Niagara	81 67	
												285	A	St. Bonaventure	46 36	
												339	H	Canisius	71 55	
												344	H	Central Conn. St.	61 56	
LAST 10 Division I																
164	A	Western Mich.	62 74	65	A	Ball St.	65 69									
152	H	Toledo	62 78	160	H	Eastern Mich.	66 63									
169	A	Northern Ill.	63 64	260	H	Bowling Green	65 59									
17	H	Central Mich.	93 98	52	H	Ohio	65 76									
104	A	Kent St.	57 44	152	A	Toledo	59 71									

Non-Div I Games:

Buffalo

Average RPI Win:	184	WON-LOST	WINNING	LAST 10	STRENGTH OF	OPP. STRENGTH	TEAM	ADJ.	CONF.	ADJ CONF.
Average RPI Loss:	52	RECORD	PCT. RANK	GAMES	SCHEDULE	OF SCHEDULE	RPI	RPI	RPI	RPI
DIV. I ONLY	17- 6	45	9-1	193	62	93	93	6	6	
DIV. I NON-CONF.	8- 3	68	0	192	94	110	110	6	6	
TOTALS	RPI 1-25	RPI 26-50	W-L RECORDS	RPI 51-100	RPI 101-150	RPI 150+				
17- 6	0- 2	2- 0	OVERALL	4- 4	1- 0	10- 0				
11- 4	0- 2	1- 0	HOME	2- 2	0- 0	8- 0				
5- 1	0- 0	1- 0	AWAY	1- 1	1- 0	2- 0				
1- 1	0- 0	0- 0	NEUTRAL	1- 1	0- 0	0- 0				
8- 3	0- 1	0- 0	NON-CONFERENCE	2- 2	0- 0	6- 0				
7- 1	0- 1	0- 0	HOME	1- 0	0- 0	6- 0				
0- 1	0- 0	0- 0	AWAY	0- 1	0- 0	0- 0				
1- 1	0- 0	0- 0	NEUTRAL	1- 1	0- 0	0- 0				
9- 3	0- 1	2- 0	CONFERENCE	2- 2	1- 0	4- 0				
4- 3	0- 1	1- 0	HOME	1- 2	0- 0	2- 0				
5- 0	0- 0	1- 0	AWAY	1- 0	1- 0	2- 0				
0- 0	0- 0	0- 0	NEUTRAL	0- 0	0- 0	0- 0				

RPI 1-25				RPI 26-50				RPI 51-100 Team's RPI: 93				RPI 101+			
RPI	S	Opponent	Score	RPI	S	Opponent	Score	RPI	S	Opponent	Score	RPI	S	Opponent	Score
15	H	Indiana	53 64	34	H	Marquette	61 55	52	N	Ohio	60 55	143	A	Providence	50 47
19	H	DePaul	65 80	35	A	Creighton	73 67	53	H	IUPUI	64 61	194	H	High Point	74 52
								63	H	St. John's (NY)	42 67	201	H	Akron	76 55
								65	A	Ball St.	70 74	240	A	Georgetown	47 46
								69	H	Seton Hall	62 67	240	H	Georgetown	60 42
								80	N	Georgia	36 69	263	A	Xavier	78 70
								95	A	Villanova	58 41	263	H	Xavier	63 61
								95	H	Villanova	63 61	272	H	Eastern Ky.	73 41
												280	H	Wagner	74 58
												329	H	Purdue Fort Wayne	85 58
												331	H	Detroit Mercy	82 60
LAST 10 Division I															
95	H	Villanova	63 61	19	H	DePaul	65 80								
240	H	Georgetown	60 42	34	H	Marquette	61 55								
263	H	Xavier	63 61	240	A	Georgetown	47 46								
35	A	Creighton	73 67	95	A	Villanova	58 41								
143	A	Providence	50 47	263	A	Xavier	78 70								

Non-Div I Games:

Butler

■ Loss,
■ Non-Conf,
■ S Site,
■ H Home
■ A Away
N Neutral

CSU Bakersfield

Through Games Of Feb. 12, 2020

Average RPI Win:	250	WON-LOST	WINNING	LAST 10	STRENGTH OF	OPP. STRENGTH	TEAM	ADJ.	CONF.	ADJ CONF.
Average RPI Loss:	207	RECORD	PCT. RANK	GAMES	SCHEDULE	OF SCHEDULE	RPI	RPI	RPI	RPI
DIV. I ONLY	10- 9	159	5-5	262	301	219	219	31	31	
DIV. I NON-CONF.	5- 5	164	0-1	122	166	141	141	32	32	
TOTALS	RPI 1-25	RPI 26-50	W-L RECORDS	RPI 51-100	RPI 101-150	RPI 150+				
10- 9	0- 2	0- 0	OVERALL	0- 0	2- 1	8- 6				
7- 3	0- 0	0- 0	HOME	0- 0	2- 0	5- 3				
3- 6	0- 2	0- 0	AWAY	0- 0	0- 1	3- 3				
0- 0	0- 0	0- 0	NEUTRAL	0- 0	0- 0	0- 0				
5- 5	0- 2	0- 0	NON-CONFERENCE	0- 0	2- 1	3- 2				
5- 0	0- 0	0- 0	HOME	0- 0	2- 0	3- 0				
0- 5	0- 2	0- 0	AWAY	0- 0	0- 1	0- 2				
0- 0	0- 0	0- 0	NEUTRAL	0- 0	0- 0	0- 0				
5- 4	0- 0	0- 0	CONFERENCE	0- 0	0- 0	5- 4				
2- 3	0- 0	0- 0	HOME	0- 0	0- 0	2- 3				
3- 1	0- 0	0- 0	AWAY	0- 0	0- 0	3- 1				
0- 0	0- 0	0- 0	NEUTRAL	0- 0	0- 0	0- 0				

RPI 1-25				RPI 26-50				RPI 51-100				RPI 101+ Team's RPI: 219			
RPI	S	Opponent	Score	RPI	S	Opponent	Score	RPI	S	Opponent	Score	RPI	S	Opponent	Score
11	A	Gonzaga	48 92									106	H	Pacific	80 70
13	A	Oregon St.	50 69									137	A	Washington	49 80
												147	H	San Jose St.	75 71
												156	A	Wright St.	60 65
												221	H	UMKC	70 60
												238	A	Grand Canyon	59 54
												262	H	North Texas	61 52
												271	H	UC Santa Barbara	66 62
												288	A	UC Riverside	52 53
												291	A	California Baptist	66 61
												291	H	California Baptist	53 55
												308	H	UTRGV	52 66
												309	A	Seattle U	57 63
												321	H	N.C. Central	80 71
												322	H	New Mexico St.	60 59
												324	A	Utah Valley	55 53
												350	H	Chicago St.	58 60
LAST 10 Division I															
291	H	California Baptist	53 55	350	H	Chicago St.	58 60								
308	H	UTRGV	52 66	221	H	UMKC	70 60								
322	H	New Mexico St.	60 59	291	A	California Baptist	66 61								
309	A	Seattle U	57 63	238	A	Grand Canyon	59 54								
324	A	Utah Valley	55 53	288	A	UC Riverside	52 53								

Non-Div I Games: Fresno Pacific 95 64 Westcliff 100 44 Cal St. Dom. Hills 83 74

CSU Bakersfield

Loss, Non-Conf, S Site, H Home A Away N Neutral

Average RPI Win: 246	WON-LOST	WINNING	LAST 10	STRENGTH OF	OPP. STRENGTH	TEAM	ADJ.	CONF.	ADJ CONF.
Average RPI Loss: 181	RECORD	PCT. RANK	GAMES	SCHEDULE	OF SCHEDULE	RPI	RPI	RPI	RPI
DIV. I ONLY	8- 13	245	5-5	309	143	287	287	28	28
DIV. I NON-CONF.	4- 9	250	1-1	281	39	270	270	26	26
TOTALS	RPI 1-25	RPI 26-50	W-L RECORDS	RPI 51-100	RPI 101-150	RPI 150+			
8- 13	0- 1	0- 0	OVERALL	0- 3	1- 1	7- 8			
4- 6	0- 1	0- 0	HOME	0- 2	1- 0	3- 3			
3- 6	0- 0	0- 0	AWAY	0- 1	0- 1	3- 4			
1- 1	0- 0	0- 0	NEUTRAL	0- 0	0- 0	1- 1			
4- 9	0- 1	0- 0	NON-CONFERENCE	0- 3	1- 1	3- 4			
1- 4	0- 1	0- 0	HOME	0- 2	1- 0	0- 1			
2- 4	0- 0	0- 0	AWAY	0- 1	0- 1	2- 2			
1- 1	0- 0	0- 0	NEUTRAL	0- 0	0- 0	1- 1			
4- 4	0- 0	0- 0	CONFERENCE	0- 0	0- 0	4- 4			
3- 2	0- 0	0- 0	HOME	0- 0	0- 0	3- 2			
1- 2	0- 0	0- 0	AWAY	0- 0	0- 0	1- 2			
0- 0	0- 0	0- 0	NEUTRAL	0- 0	0- 0	0- 0			

RPI 1-25				RPI 26-50				RPI 51-100				RPI 101+ Team's RPI: 287			
RPI	S	Opponent	Score	RPI	S	Opponent	Score	RPI	S	Opponent	Score	RPI	S	Opponent	Score
5	H	UCLA	44 58					51	H	Virginia	47 72	118	A	San Diego	40 59
								82	H	Southern California	53 69	146	H	Portland	73 64
								92	A	Washington St.	61 71	165	A	UC Davis	39 61
												180	H	Hawaii	58 54
												203	H	Santa Clara	55 76
												231	N	SMU	58 68
												232	H	Cal St. Fullerton	63 57
												242	A	San Diego St.	74 69
												243	A	San Francisco	61 79
												267	A	Long Beach St.	52 60
												281	A	LMU (CA)	56 54
												284	N	Indiana St.	67 59
												288	H	UC Riverside	62 67
												291	A	California Baptist	56 64
												303	A	UC Irvine	56 51
												303	H	UC Irvine	70 62
												312	H	Cal Poly	41 52
LAST 10 Division I															
288	H	UC Riverside	62 67	232	H	Cal St. Fullerton	63 57								
312	H	Cal Poly	41 52	303	H	UC Irvine	70 62								
165	A	UC Davis	39 61	180	H	Hawaii	58 54								
303	A	UC Irvine	56 51	242	A	San Diego St.	74 69								
267	A	Long Beach St.	52 60	118	A	San Diego	40 59								

Non-Div I Games: Hope Int'l 77 54

CSUN

■ Loss,
 ■ Non-Conf,
 ■ S Site,
 ■ Home
 ■ Away
 N Neutral

Average RPI Win:	279	WON-LOST	WINNING	LAST 10	STRENGTH OF	OPP. STRENGTH	TEAM	ADJ.	CONF.	ADJ CONF.
Average RPI Loss:	193	RECORD	PCT. RANK	GAMES	SCHEDULE	OF SCHEDULE	RPI	RPI	RPI	RPI
DIV. I ONLY	5- 15	301	3-7	237	296	312	312	28	28	
DIV. I NON-CONF.	2- 8	295	0	160	252	309	309	26	26	
TOTALS	RPI 1-25	RPI 26-50	W-L RECORDS	RPI 51-100	RPI 101-150	RPI 150+				
5- 15	0- 0	0- 2	OVERALL	0- 1	0- 0	5- 12				
4- 6	0- 0	0- 1	HOME	0- 1	0- 0	4- 4				
1- 9	0- 0	0- 1	AWAY	0- 0	0- 0	1- 8				
0- 0	0- 0	0- 0	NEUTRAL	0- 0	0- 0	0- 0				
2- 8	0- 0	0- 2	NON-CONFERENCE	0- 1	0- 0	2- 5				
2- 3	0- 0	0- 1	HOME	0- 1	0- 0	2- 1				
0- 5	0- 0	0- 1	AWAY	0- 0	0- 0	0- 4				
0- 0	0- 0	0- 0	NEUTRAL	0- 0	0- 0	0- 0				
3- 7	0- 0	0- 0	CONFERENCE	0- 0	0- 0	3- 7				
2- 3	0- 0	0- 0	HOME	0- 0	0- 0	2- 3				
1- 4	0- 0	0- 0	AWAY	0- 0	0- 0	1- 4				
0- 0	0- 0	0- 0	NEUTRAL	0- 0	0- 0	0- 0				

RPI S	Opponent	Score	RPI S	Opponent	Score	RPI S	Opponent	Score	RPI S	Opponent	Score	Team's RPI: 312
28	A Arizona St.	41 66	32	H Old Dominion	55 61	55	H Fresno St.	52 79	158	A Saint Mary's (CA)	67 84	
									165	A UC Davis	58 71	
									165	H UC Davis	36 42	
									180	H Hawaii	46 59	
									187	A Pepperdine	53 63	
									232	A Cal St. Fullerton	64 65	
									248	H Lamar University	57 56	
									251	A Nevada	40 71	
									267	A Long Beach St.	69 72	
									267	H Long Beach St.	61 41	
									271	A UC Santa Barbara	50 52	
									287	A CSUN	52 41	
									288	H UC Riverside	75 70	
									294	A Denver	66 96	
									303	H UC Irvine	57 68	
									307	H Sacramento St.	62 43	
									309	H Seattle U	49 72	
LAST 10 Division I												
165	A UC Davis	58 71	165	H UC Davis	36 42							
267	H Long Beach St.	61 41	288	H UC Riverside	75 70							
180	H Hawaii	46 59	303	H UC Irvine	57 68							
287	A CSUN	52 41	271	A UC Santa Barbara	50 52							
232	A Cal St. Fullerton	64 65	267	A Long Beach St.	69 72							

Non-Div I Games: Holy Names 100 35

Cal Poly

■ Loss,
 ■ Non-Conf,
 ■ S Site,
 ■ H Home
 ■ A Away
 N Neutral

Average RPI Win:	263	WON-LOST	WINNING	LAST 10	STRENGTH OF	OPP. STRENGTH	TEAM	ADJ.	CONF.	ADJ CONF.
Average RPI Loss:	213	RECORD	PCT. RANK	GAMES	SCHEDULE	OF SCHEDULE	RPI	RPI	RPI	RPI
DIV. I ONLY	12- 9	127	6-4	327	291	232	232	28	28	
DIV. I NON-CONF.	8- 5	117	2-0	295	300	196	196	26	26	
TOTALS	RPI 1-25	RPI 26-50	W-L RECORDS	RPI 51-100	RPI 101-150	RPI 150+				
12- 9	0- 0	0- 0	OVERALL	0- 0	1- 0	11- 9				
7- 4	0- 0	0- 0	HOME	0- 0	0- 0	7- 4				
5- 5	0- 0	0- 0	AWAY	0- 0	1- 0	4- 5				
0- 0	0- 0	0- 0	NEUTRAL	0- 0	0- 0	0- 0				
8- 5	0- 0	0- 0	NON-CONFERENCE	0- 0	1- 0	7- 5				
4- 2	0- 0	0- 0	HOME	0- 0	0- 0	4- 2				
4- 3	0- 0	0- 0	AWAY	0- 0	1- 0	3- 3				
0- 0	0- 0	0- 0	NEUTRAL	0- 0	0- 0	0- 0				
4- 4	0- 0	0- 0	CONFERENCE	0- 0	0- 0	4- 4				
3- 2	0- 0	0- 0	HOME	0- 0	0- 0	3- 2				
1- 2	0- 0	0- 0	AWAY	0- 0	0- 0	1- 2				
0- 0	0- 0	0- 0	NEUTRAL	0- 0	0- 0	0- 0				

RPI 1-25			RPI 26-50			RPI 51-100			RPI 101+ Team's RPI: 232		
RPI	S	Opponent	Score	RPI	S	Opponent	Score	RPI	S	Opponent	Score
								118	A	San Diego	72 67
								165	H	UC Davis	61 72
								168	A	Southern Utah	63 79
								174	H	Montana	69 71
								180	A	Hawaii	72 79
								184	A	UNLV	64 58
								188	H	Delaware	55 72
								238	A	Grand Canyon	80 70
								242	A	San Diego St.	45 55
								243	A	San Francisco	63 71
								267	H	Long Beach St.	69 65
								271	A	UC Santa Barbara	70 68
								271	H	UC Santa Barbara	66 75
								281	A	LMU (CA)	79 74
								287	A	CSUN	57 63
								288	H	UC Riverside	71 61
								290	H	Utah St.	83 62
								291	H	California Baptist	97 93
								309	H	Seattle U	81 63
								311	H	Air Force	79 70
								312	H	Cal Poly	65 64
LAST 10 Division I											
								288	H	UC Riverside	71 61
								287	A	CSUN	57 63
								165	H	UC Davis	61 72
								267	H	Long Beach St.	69 65
								312	H	Cal Poly	65 64
								271	A	UC Santa Barbara	70 68
								309	H	Seattle U	81 63
								271	H	UC Santa Barbara	66 75
								311	H	Air Force	79 70
								180	A	Hawaii	72 79

Non-Div I Games:

Cal St. Fullerton

■ Loss,
 ■ Non-Conf, S Site,
 ■ Home
 ■ Away
 N Neutral

California

Through Games Of Feb. 12, 2020

Average RPI Win:	207	WON-LOST	WINNING	LAST 10	STRENGTH OF	OPP. STRENGTH	TEAM	ADJ.	CONF.	ADJ CONF.
Average RPI Loss:	52	RECORD	PCT. RANK	GAMES	SCHEDULE	OF SCHEDULE	RPI	RPI	RPI	RPI
DIV. I ONLY	9- 14	242	1-9	23	50	136	136	1	1	
DIV. I NON-CONF.	8- 3	68	0	68	211	60	60	1	1	
TOTALS	RPI 1-25	RPI 26-50	W-L RECORDS	RPI 51-100	RPI 101-150	RPI 150+				
9- 14	0- 6	1- 1	OVERALL	0- 6	2- 1	6- 0				
7- 8	0- 2	1- 1	HOME	0- 4	1- 1	5- 0				
2- 6	0- 4	0- 0	AWAY	0- 2	1- 0	1- 0				
0- 0	0- 0	0- 0	NEUTRAL	0- 0	0- 0	0- 0				
8- 3	0- 1	1- 1	NON-CONFERENCE	0- 1	1- 0	6- 0				
7- 1	0- 0	1- 1	HOME	0- 0	1- 0	5- 0				
1- 2	0- 1	0- 0	AWAY	0- 1	0- 0	1- 0				
0- 0	0- 0	0- 0	NEUTRAL	0- 0	0- 0	0- 0				
1- 11	0- 5	0- 0	CONFERENCE	0- 5	1- 1	0- 0				
0- 7	0- 2	0- 0	HOME	0- 4	0- 1	0- 0				
1- 4	0- 3	0- 0	AWAY	0- 1	1- 0	0- 0				
0- 0	0- 0	0- 0	NEUTRAL	0- 0	0- 0	0- 0				

RPI	S	Opponent	Score	RPI	S	Opponent	Score	RPI	S	Opponent	Score	RPI	S	Opponent	Score	Team's RPI: 136
2	A	Oregon	55 105	27	H	Kentucky	61 63	66	H	Colorado	50 62	132	H	Boston U.	73 62	
5	H	UCLA	70 74	38	H	Arkansas	84 80	82	H	Southern California	67 75	137	A	Washington	81 74	
7	A	UConn	61 72					91	H	Utah	62 71	137	H	Washington	64 67	
10	A	Stanford	40 73					92	A	Washington St.	66 92	203	H	Santa Clara	69 65	
10	H	Stanford	65 79					92	H	Washington St.	75 96	238	H	Grand Canyon	72 53	
13	A	Oregon St.	44 81					98	A	Harvard	53 56	242	A	San Diego St.	74 48	
												267	H	Long Beach St.	68 45	
												288	H	UC Riverside	84 61	
												321	H	N.C. Central	90 69	
LAST 10 Division I																
5	H	UCLA	70 74	91	H	Utah	62 71									
82	H	Southern California	67 75	2	A	Oregon	55 105									
137	A	Washington	81 74	13	A	Oregon St.	44 81									
92	A	Washington St.	66 92	10	H	Stanford	65 79									
66	H	Colorado	50 62	10	A	Stanford	40 73									

Non-Div I Games:

California

Loss, Non-Conf, S Site, H Home A Away N Neutral

Average RPI Win:	263	WON-LOST	WINNING	LAST 10	STRENGTH OF	OPP. STRENGTH	TEAM	ADJ.	CONF.	ADJ CONF.
Average RPI Loss:	236	RECORD	PCT. RANK	GAMES	SCHEDULE	OF SCHEDULE	RPI	RPI	RPI	RPI
DIV. I ONLY	9- 13	232	3-7	283	344	291	291	31	31	
DIV. I NON-CONF.	6- 6	164	0	225	329	232	232	32	32	
TOTALS	RPI 1-25	RPI 26-50	W-L RECORDS	RPI 51-100	RPI 101-150	RPI 150+				
9- 13	0- 1	0- 0	OVERALL	0- 0	0- 0	9- 12				
6- 4	0- 0	0- 0	HOME	0- 0	0- 0	6- 4				
3- 6	0- 0	0- 0	AWAY	0- 0	0- 0	3- 6				
0- 3	0- 1	0- 0	NEUTRAL	0- 0	0- 0	0- 2				
6- 6	0- 1	0- 0	NON-CONFERENCE	0- 0	0- 0	6- 5				
5- 1	0- 0	0- 0	HOME	0- 0	0- 0	5- 1				
1- 2	0- 0	0- 0	AWAY	0- 0	0- 0	1- 2				
0- 3	0- 1	0- 0	NEUTRAL	0- 0	0- 0	0- 2				
3- 7	0- 0	0- 0	CONFERENCE	0- 0	0- 0	3- 7				
1- 3	0- 0	0- 0	HOME	0- 0	0- 0	1- 3				
2- 4	0- 0	0- 0	AWAY	0- 0	0- 0	2- 4				
0- 0	0- 0	0- 0	NEUTRAL	0- 0	0- 0	0- 0				

RPI 1-25			RPI 26-50			RPI 51-100			RPI 101+ Team's RPI: 291		
RPI	S	Opponent	Score	RPI	S	RPI	S	Opponent	Score		
10	N	Stanford	78 83					175	N	Houston	75 96
								186	H	Northern Ariz.	98 79
								197	A	Idaho St.	74 68
								219	A	CSU Bakersfield	55 53
								219	H	CSU Bakersfield	61 66
								221	A	UMKC	65 75
								232	A	Cal St. Fullerton	93 97
								238	A	Grand Canyon	66 72
								238	H	Grand Canyon	58 62
								242	H	San Diego St.	68 80
								260	N	Bowling Green	60 98
								267	H	Long Beach St.	79 70
								269	H	Alabama A&M	60 55
								271	H	UC Santa Barbara	85 81
								287	H	CSUN	64 56
								288	A	UC Riverside	64 80
								308	A	UTRGV	68 87
								309	H	Seattle U	49 83
								322	A	New Mexico St.	56 57
								324	H	Utah Valley	80 67
								350	A	Chicago St.	80 65
LAST 10 Division I											
238	A	Grand Canyon	66 72	350	A	Chicago St.	80 65				
219	A	CSU Bakersfield	55 53	238	H	Grand Canyon	58 62				
309	H	Seattle U	49 83	219	H	CSU Bakersfield	61 66				
324	H	Utah Valley	80 67	308	A	UTRGV	68 87				
221	A	UMKC	65 75	322	A	New Mexico St.	56 57				

Non-Div I Games: Ottawa (AZ) 103 75 LIFE Pacific 93 48

Average RPI Win:	250	WON-LOST	WINNING	LAST 10	STRENGTH OF	OPP. STRENGTH	TEAM	ADJ.	CONF.	ADJ CONF.
Average RPI Loss:	203	RECORD	PCT. RANK	GAMES	SCHEDULE	OF SCHEDULE	RPI	RPI	RPI	RPI
DIV. I ONLY	15- 5	42	10-0	282	337	103	103	25	25	
DIV. I NON-CONF.	3- 4	201	0	287	317	234	234	28	28	
TOTALS	RPI 1-25	RPI 26-50	W-L RECORDS	RPI 51-100	RPI 101-150	RPI 150+				
15- 5	0- 0	0- 1	OVERALL	0- 0	1- 1	14- 3				
8- 0	0- 0	0- 0	HOME	0- 0	1- 0	7- 0				
7- 5	0- 0	0- 1	AWAY	0- 0	0- 1	7- 3				
0- 0	0- 0	0- 0	NEUTRAL	0- 0	0- 0	0- 0				
3- 4	0- 0	0- 1	NON-CONFERENCE	0- 0	1- 1	2- 2				
2- 0	0- 0	0- 0	HOME	0- 0	1- 0	1- 0				
1- 4	0- 0	0- 1	AWAY	0- 0	0- 1	1- 2				
0- 0	0- 0	0- 0	NEUTRAL	0- 0	0- 0	0- 0				
12- 1	0- 0	0- 0	CONFERENCE	0- 0	0- 0	12- 1				
6- 0	0- 0	0- 0	HOME	0- 0	0- 0	6- 0				
6- 1	0- 0	0- 0	AWAY	0- 0	0- 0	6- 1				
0- 0	0- 0	0- 0	NEUTRAL	0- 0	0- 0	0- 0				

RPI 1-25			RPI 26-50			RPI 51-100			RPI 101+ Team's RPI: 103		
RPI	S	Opponent	Score	RPI	S	Opponent	Score	RPI	S	Opponent	Score
				32	A	Old Dominion	44 59				
								115	A	Wake Forest	46 74
								149	H	UNC Greensboro	72 64
								161	A	Hampton	68 31
								194	A	High Point	68 66
								194	H	High Point	73 36
								214	H	Gardner-Webb	48 44
								217	A	Radford	43 32
								227	H	Kennesaw St.	63 51
								233	A	UNC Asheville	52 60
								233	H	UNC Asheville	59 52
								257	H	Winthrop	63 47
								259	A	Longwood	70 55
								305	A	Presbyterian	53 47
								316	A	Hofstra	55 58
								321	A	N.C. Central	64 67
								332	A	USC Upstate	80 72
								332	H	USC Upstate	50 38
								337	A	Western Caro.	61 40
								343	H	Charleston So.	61 36
LAST 10 Division I											
194	A	High Point	68 66	305	A	Presbyterian	53 47				
233	H	UNC Asheville	59 52	257	H	Winthrop	63 47				
332	A	USC Upstate	80 72	161	A	Hampton	68 31				
217	A	Radford	43 32	214	H	Gardner-Webb	48 44				
343	H	Charleston So.	61 36	259	A	Longwood	70 55				

Non-Div I Games: St. Andrews 122 56 Bluefield Col. 65 41

Campbell

Loss, Non-Conf, S Site, H Home A Away N Neutral

Canisius

Through Games Of Feb. 12, 2020

Average RPI Win:	260	WON-LOST	WINNING	LAST 10	STRENGTH OF	OPP. STRENGTH	TEAM	ADJ.	CONF.	ADJ CONF.
Average RPI Loss:	215	RECORD	PCT. RANK	GAMES	SCHEDULE	OF SCHEDULE	RPI	RPI	RPI	RPI
DIV. I ONLY	3- 18	329	1-9	287	308	339	339	24	24	
DIV. I NON-CONF.	1- 8	322	0	299	298	341	341	25	25	
TOTALS	RPI 1-25	RPI 26-50	W-L RECORDS	RPI 51-100	RPI 101-150	RPI 150+				
3- 18	0- 0	0- 0	OVERALL	0- 2	0- 2	3- 14				
2- 7	0- 0	0- 0	HOME	0- 2	0- 1	2- 4				
1- 10	0- 0	0- 0	AWAY	0- 0	0- 1	1- 9				
0- 1	0- 0	0- 0	NEUTRAL	0- 0	0- 0	0- 1				
1- 8	0- 0	0- 0	NON-CONFERENCE	0- 1	0- 1	1- 6				
1- 2	0- 0	0- 0	HOME	0- 1	0- 0	1- 1				
0- 5	0- 0	0- 0	AWAY	0- 0	0- 1	0- 4				
0- 1	0- 0	0- 0	NEUTRAL	0- 0	0- 0	0- 1				
2- 10	0- 0	0- 0	CONFERENCE	0- 1	0- 1	2- 8				
1- 5	0- 0	0- 0	HOME	0- 1	0- 1	1- 3				
1- 5	0- 0	0- 0	AWAY	0- 0	0- 0	1- 5				
0- 0	0- 0	0- 0	NEUTRAL	0- 0	0- 0	0- 0				

RPI 1-25				RPI 26-50				RPI 51-100				RPI 101+				Team's RPI: 339	
RPI	S	Opponent	Score	RPI	S	Opponent	Score	RPI	S	Opponent	Score	RPI	S	Opponent	Score		
								61	H	Marist	59	90	107	H	Rider	57	70
								94	H	Colgate	69	90	119	A	Buffalo	55	71
												152	A	Toledo	65	83	
												178	A	Quinnipiac	71	74	
												208	A	Stetson	52	68	
												226	A	Fairfield	70	72	
												226	H	Fairfield	70	63	
												230	A	Manhattan	50	68	
												245	H	Iona	57	60	
												247	A	Youngstown St.	59	87	
												250	N	Appalachian St.	57	74	
												270	A	Monmouth	71	62	
												273	A	Niagara	62	81	
												276	A	Siena	43	72	
												276	H	Siena	63	68	
												285	H	St. Bonaventure	84	82	
												297	A	Vermont	53	76	
												310	H	Albany (NY)	53	70	
												327	H	Saint Peter's	68	86	
LAST 10 Division I																	
				226	H	Fairfield	70	63				107	H	Rider	57	70	
				245	H	Iona	57	60				178	A	Quinnipiac	71	74	
				276	A	Siena	43	72				226	A	Fairfield	70	72	
				273	A	Niagara	62	81				276	H	Siena	63	68	
				327	H	Saint Peter's	68	86				61	H	Marist	59	90	

Non-Div I Games:

Canisius

■ Loss,
 ■ Non-Conf,
 ■ S Site,
 ■ H Home
 ■ A Away
 N Neutral

Central Ark.

Through Games Of Feb. 12, 2020

Average RPI Win:	285	WON-LOST	WINNING	LAST 10	STRENGTH OF	OPP. STRENGTH	TEAM	ADJ.	CONF.	ADJ CONF.
Average RPI Loss:	135	RECORD	PCT. RANK	GAMES	SCHEDULE	OF SCHEDULE	RPI	RPI	RPI	RPI
DIV. I ONLY	8- 12	239	4-6	213	262	220	220	23	23	
DIV. I NON-CONF.	1- 5	313	0	31	137	214	214	22	22	
TOTALS	RPI 1-25	RPI 26-50	W-L RECORDS	RPI 51-100	RPI 101-150	RPI 150+				
8- 12	0- 1	0- 1	OVERALL	0- 1	0- 3	8- 6				
4- 3	0- 0	0- 0	HOME	0- 0	0- 1	4- 2				
4- 9	0- 1	0- 1	AWAY	0- 1	0- 2	4- 4				
0- 0	0- 0	0- 0	NEUTRAL	0- 0	0- 0	0- 0				
1- 5	0- 1	0- 1	NON-CONFERENCE	0- 0	0- 1	1- 2				
1- 0	0- 0	0- 0	HOME	0- 0	0- 0	1- 0				
0- 5	0- 1	0- 1	AWAY	0- 0	0- 1	0- 2				
0- 0	0- 0	0- 0	NEUTRAL	0- 0	0- 0	0- 0				
7- 7	0- 0	0- 0	CONFERENCE	0- 1	0- 2	7- 4				
3- 3	0- 0	0- 0	HOME	0- 0	0- 1	3- 2				
4- 4	0- 0	0- 0	AWAY	0- 1	0- 1	4- 2				
0- 0	0- 0	0- 0	NEUTRAL	0- 0	0- 0	0- 0				

RPI 1-25				RPI 26-50				RPI 51-100				RPI 101+ Team's RPI: 220			
RPI	S	Opponent	Score	RPI	S	Opponent	Score	RPI	S	Opponent	Score	RPI	S	Opponent	Score
18	A	Texas A&M	46 76	49	A	Tennessee	36 63	89	A	SFA	41 102	110	A	A&M-Corpus Christi	47 67
												123	H	Abilene Christian	64 74
												145	A	Tulane	38 65
												154	H	Jackson St.	57 54
												157	H	Sam Houston St.	54 72
												159	A	New Orleans	73 85
												159	H	New Orleans	37 49
												182	A	Little Rock	48 63
												202	A	Northern Ky.	56 72
												224	A	Southeastern La.	42 63
												248	H	Lamar University	53 29
												277	A	Nicholls St.	53 46
												283	A	Incarinate Word	47 37
												317	H	Houston Baptist	63 39
												334	A	McNeese	70 57
												334	H	McNeese	70 49
												335	A	Northwestern St.	51 44
LAST 10 Division I															
159	A	New Orleans	73 85	123	H	Abilene Christian	64 74								
334	H	McNeese	70 49	277	A	Nicholls St.	53 46								
248	H	Lamar University	53 29	89	A	SFA	41 102								
335	A	Northwestern St.	51 44	157	H	Sam Houston St.	54 72								
224	A	Southeastern La.	42 63	159	H	New Orleans	37 49								

Non-Div I Games: Hendrix 104 28 Central Baptist 66 43 Crowley's Ridge 82 26

Central Ark.

Loss, Non-Conf, S Site, H Home A Away N Neutral

Average RPI Win:	315	WON-LOST	WINNING	LAST 10	STRENGTH OF	OPP. STRENGTH	TEAM	ADJ.	CONF.	ADJ CONF.
Average RPI Loss:	219	RECORD	PCT. RANK	GAMES	SCHEDULE	OF SCHEDULE	RPI	RPI	RPI	RPI
DIV. I ONLY	2- 21	344	1-9	310	331	344	344	30	30	
DIV. I NON-CONF.	1- 10	329	0	291	260	335	335	30	30	
TOTALS	RPI 1-25	RPI 26-50	W-L RECORDS	RPI 51-100	RPI 101-150	RPI 150+				
2- 21	0- 1	0- 0	OVERALL	0- 0	0- 5	2- 15				
1- 7	0- 0	0- 0	HOME	0- 0	0- 1	1- 6				
1- 14	0- 1	0- 0	AWAY	0- 0	0- 4	1- 9				
0- 0	0- 0	0- 0	NEUTRAL	0- 0	0- 0	0- 0				
1- 10	0- 1	0- 0	NON-CONFERENCE	0- 0	0- 3	1- 6				
0- 3	0- 0	0- 0	HOME	0- 0	0- 0	0- 3				
1- 7	0- 1	0- 0	AWAY	0- 0	0- 3	1- 3				
0- 0	0- 0	0- 0	NEUTRAL	0- 0	0- 0	0- 0				
1- 11	0- 0	0- 0	CONFERENCE	0- 0	0- 2	1- 9				
1- 4	0- 0	0- 0	HOME	0- 0	0- 1	1- 3				
0- 7	0- 0	0- 0	AWAY	0- 0	0- 1	0- 6				
0- 0	0- 0	0- 0	NEUTRAL	0- 0	0- 0	0- 0				

RPI 1-25				RPI 26-50				RPI 51-100				RPI 101+ Team's RPI: 344			
RPI	S	Opponent	Score	RPI	S	Opponent	Score	RPI	S	Opponent	Score	RPI	S	Opponent	Score
25	A	FGCU	60 94									109	A	Duquesne	33 72
												119	A	Buffalo	56 61
												125	A	Lehigh	51 70
												141	A	Robert Morris	42 80
												141	H	Robert Morris	56 86
												177	A	Fla. Atlantic	54 72
												196	A	Mt. St. Mary's	64 72
												199	H	Merrimack	56 65
												211	H	Brown	73 83
												225	H	UMass Lowell	54 56
												253	A	Saint Francis (PA)	68 72
												253	H	Saint Francis (PA)	52 64
												265	A	New Hampshire	59 70
												279	A	Pittsburgh	73 81
												280	H	Wagner	66 63
												301	A	Sacred Heart	58 66
												301	H	Sacred Heart	52 54
												310	H	Albany (NY)	63 73
												314	A	Bryant	47 59
												325	A	Fairleigh Dickinson	47 66
												336	A	LIU Brooklyn	61 63
												349	A	Hartford	61 54
LAST 10 Division I															
314	A	Bryant	47 59	325	A	Fairleigh Dickinson	47 66								
253	A	Saint Francis (PA)	68 72	196	A	Mt. St. Mary's	64 72								
141	A	Robert Morris	42 80	336	A	LIU Brooklyn	61 63								
301	H	Sacred Heart	52 54	199	H	Merrimack	56 65								
280	H	Wagner	66 63	301	A	Sacred Heart	58 66								

Non-Div I Games:

Central Conn. St.

■ Loss,
 ■ Non-Conf, S Site,
 ■ Home
 ■ Away
 N Neutral

Average RPI Win:	137	WON-LOST	WINNING	LAST 10	STRENGTH OF	OPP. STRENGTH	TEAM	ADJ.	CONF.	ADJ CONF.
Average RPI Loss:	58	RECORD	PCT. RANK	GAMES	SCHEDULE	OF SCHEDULE	RPI	RPI	RPI	RPI
DIV. I ONLY	18- 4	26	10-0	27	102	17	17	10	10	
DIV. I NON-CONF.	7- 4	100	0	13	78	26	26	10	10	
TOTALS	RPI 1-25	RPI 26-50	W-L RECORDS	RPI 51-100	RPI 101-150	RPI 150+				
18- 4	0- 1	0- 2	OVERALL	6- 0	3- 1	9- 0				
9- 1	0- 0	0- 0	HOME	4- 0	1- 1	4- 0				
9- 3	0- 1	0- 2	AWAY	2- 0	2- 0	5- 0				
0- 0	0- 0	0- 0	NEUTRAL	0- 0	0- 0	0- 0				
7- 4	0- 1	0- 2	NON-CONFERENCE	3- 0	2- 1	2- 0				
4- 1	0- 0	0- 0	HOME	2- 0	1- 1	1- 0				
3- 3	0- 1	0- 2	AWAY	1- 0	1- 0	1- 0				
0- 0	0- 0	0- 0	NEUTRAL	0- 0	0- 0	0- 0				
11- 0	0- 0	0- 0	CONFERENCE	3- 0	1- 0	7- 0				
5- 0	0- 0	0- 0	HOME	2- 0	0- 0	3- 0				
6- 0	0- 0	0- 0	AWAY	1- 0	1- 0	4- 0				
0- 0	0- 0	0- 0	NEUTRAL	0- 0	0- 0	0- 0				

RPI 1-25				RPI 26-50				RPI 51-100				RPI 101+			
RPI	S	Opponent	Score	RPI	S	Opponent	Score	RPI	S	Opponent	Score	RPI	S	Opponent	Score
12	A	Louisville	63 76	30	A	Western Ky.	58 93	52	A	Ohio	73 71	114	A	Bethune-Cookman	92 67
				50	A	UCF	58 64	52	H	Ohio	92 90	119	A	Buffalo	98 93
								59	H	Dayton	81 80	138	H	Green Bay	105 111
								61	H	Marist	77 54	144	H	Northeastern	79 63
								64	A	South Dakota St.	79 74	152	H	Toledo	73 66
								65	H	Ball St.	66 39	160	A	Eastern Mich.	89 82
												164	A	Western Mich.	80 70
												169	H	Northern Ill.	66 60
												181	A	Miami (OH)	99 87
												181	H	Miami (OH)	76 70
												201	A	Akron	77 72
												245	H	Iona	70 50
												282	A	Oakland	65 47
LAST 10 Division I															
181	A	Miami (OH)	99 87	160	A	Eastern Mich.	89 82								
169	H	Northern Ill.	66 60	164	A	Western Mich.	80 70								
52	H	Ohio	92 90	65	H	Ball St.	66 39								
119	A	Buffalo	98 93	181	H	Miami (OH)	76 70								
152	H	Toledo	73 66	52	A	Ohio	73 71								

Non-Div I Games:

Central Mich.

Charleston So.

Through Games Of Feb. 12, 2020

Average RPI Win:	233	WON-LOST	WINNING	LAST 10	STRENGTH OF	OPP. STRENGTH	TEAM	ADJ.	CONF.	ADJ CONF.
Average RPI Loss:	222	RECORD	PCT. RANK	GAMES	SCHEDULE	OF SCHEDULE	RPI	RPI	RPI	RPI
DIV. I ONLY	1- 20	348	1-9	256	347	343	343	25	25	
DIV. I NON-CONF.	0- 7	338	0	210	336	340	340	28	28	
TOTALS	RPI 1-25	RPI 26-50	W-L RECORDS	RPI 51-100	RPI 101-150	RPI 150+				
1- 20	0- 1	0- 0	OVERALL	0- 1	0- 2	1- 16				
0- 11	0- 0	0- 0	HOME	0- 0	0- 1	0- 10				
1- 9	0- 1	0- 0	AWAY	0- 1	0- 1	1- 6				
0- 0	0- 0	0- 0	NEUTRAL	0- 0	0- 0	0- 0				
0- 7	0- 1	0- 0	NON-CONFERENCE	0- 1	0- 1	0- 4				
0- 4	0- 0	0- 0	HOME	0- 0	0- 1	0- 3				
0- 3	0- 1	0- 0	AWAY	0- 1	0- 0	0- 1				
0- 0	0- 0	0- 0	NEUTRAL	0- 0	0- 0	0- 0				
1- 13	0- 0	0- 0	CONFERENCE	0- 0	0- 1	1- 12				
0- 7	0- 0	0- 0	HOME	0- 0	0- 0	0- 7				
1- 6	0- 0	0- 0	AWAY	0- 0	0- 1	1- 5				
0- 0	0- 0	0- 0	NEUTRAL	0- 0	0- 0	0- 0				

RPI S	Opponent	Score	RPI S	Opponent	Score	RPI S	Opponent	Score	RPI S	Opponent	Score	Team's RPI: 343
23	A Florida St.	36 88				81	A North Carolina	54 85	103	A Campbell	36 61	
									114	H Bethune-Cookman	41 81	
									161	H Hampton	59 64	
									194	H High Point	70 84	
									212	H North Dakota	57 73	
									214	A Gardner-Webb	45 67	
									214	H Gardner-Webb	52 79	
									217	A Radford	35 72	
									217	H Radford	40 64	
									233	A UNC Asheville	60 48	
									257	A Winthrop	46 56	
									257	H Winthrop	53 58	
									258	H Col. of Charleston	70 79	
									259	A Longwood	64 84	
									305	H Presbyterian	46 67	
									332	A USC Upstate	53 70	
									332	H USC Upstate	64 71	
									337	A Western Caro.	64 69	
									348	H South Carolina St.	75 81	
LAST 10 Division I												
332	H USC Upstate	64 71	257	H Winthrop	53 58							
217	H Radford	40 64	103	A Campbell	36 61							
257	A Winthrop	46 56	161	H Hampton	59 64							
214	A Gardner-Webb	45 67	233	A UNC Asheville	60 48							
305	H Presbyterian	46 67	194	H High Point	70 84							

Non-Div I Games: Columbia (SC) 76 59 Virginia-Lynchburg 92 55

Charleston So.

Loss, Non-Conf, S Site, H Home A Away N Neutral

Average RPI Win: 199	WON-LOST	WINNING	LAST 10	STRENGTH OF	OPP. STRENGTH	TEAM	ADJ.	CONF.	ADJ CONF.
Average RPI Loss: 92	RECORD	PCT. RANK	GAMES	SCHEDULE	OF SCHEDULE	RPI	RPI	RPI	RPI
DIV. I ONLY	15- 7	65	5-5	139	109	78	78	13	13
DIV. I NON-CONF.	9- 2	37	0	164	80	56	56	14	14
TOTALS	RPI 1-25	RPI 26-50	W-L RECORDS	RPI 51-100	RPI 101-150	RPI 150+			
15- 7	0- 0	0- 3	OVERALL	1- 1	5- 1	9- 2			
7- 2	0- 0	0- 1	HOME	0- 0	1- 1	6- 0			
6- 5	0- 0	0- 2	AWAY	0- 1	3- 0	3- 2			
2- 0	0- 0	0- 0	NEUTRAL	1- 0	1- 0	0- 0			
9- 2	0- 0	0- 1	NON-CONFERENCE	1- 0	4- 1	4- 0			
4- 1	0- 0	0- 0	HOME	0- 0	1- 1	3- 0			
3- 1	0- 0	0- 1	AWAY	0- 0	2- 0	1- 0			
2- 0	0- 0	0- 0	NEUTRAL	1- 0	1- 0	0- 0			
6- 5	0- 0	0- 2	CONFERENCE	0- 1	1- 0	5- 2			
3- 1	0- 0	0- 1	HOME	0- 0	0- 0	3- 0			
3- 4	0- 0	0- 1	AWAY	0- 1	1- 0	2- 2			
0- 0	0- 0	0- 0	NEUTRAL	0- 0	0- 0	0- 0			

RPI 1-25				RPI 26-50				RPI 51-100				Team's RPI: 78				RPI 101+			
RPI	S	Opponent	Score	RPI	S	Opponent	Score	RPI	S	Opponent	Score	RPI	S	Opponent	Score	RPI	S	Opponent	Score
				27	A	Kentucky	39 86	62	A	Middle Tenn.	59 83	101	H	Fordham	51 76				
				30	H	Western Ky.	56 60	77	N	Boston College	84 68	113	A	UAB	83 75				
				32	A	Old Dominion	51 54					115	A	Wake Forest	77 65				
												116	H	Richmond	78 59				
												122	A	Davidson	75 64				
												145	N	Tulane	60 56				
												177	A	Fla. Atlantic	44 65				
												188	H	Delaware	61 57				
												214	H	Gardner-Webb	74 49				
												216	A	UTEP	76 82				
												223	H	Southern Miss.	63 59				
												241	H	Louisiana Tech	55 37				
												246	H	Marshall	52 46				
												275	A	East Carolina	59 47				
												286	A	FIU	64 50				
												298	A	UTSA	67 47				
												320	H	UMES	64 44				
LAST 10 Division I																			
				298	A	UTSA	67 47	177	A	Fla. Atlantic	44 65								
				216	A	UTEP	76 82	30	H	Western Ky.	56 60								
				223	H	Southern Miss.	63 59	246	H	Marshall	52 46								
				241	H	Louisiana Tech	55 37	32	A	Old Dominion	51 54								
				286	A	FIU	64 50	62	A	Middle Tenn.	59 83								

Non-Div I Games:

Charlotte

■ Loss,
 ■ Non-Conf,
 ■ S Site,
 ■ H Home
 ■ A Away
 N Neutral

Chattanooga

Through Games Of Feb. 12, 2020

Average RPI Win:	218	WON-LOST	WINNING	LAST 10	STRENGTH OF	OPP. STRENGTH	TEAM	ADJ.	CONF.	ADJ CONF.
Average RPI Loss:	133	RECORD	PCT. RANK	GAMES	SCHEDULE	OF SCHEDULE	RPI	RPI	RPI	RPI
DIV. I ONLY	6- 17	300	5-5	85	172	229	229	26	26	
DIV. I NON-CONF.	1- 13	337	0-1	10	89	212	212	21	21	
TOTALS	RPI 1-25	RPI 26-50	W-L RECORDS	RPI 51-100	RPI 101-150	RPI 150+				
6- 17	0- 2	0- 1	OVERALL	1- 6	1- 1	4- 7				
3- 7	0- 0	0- 1	HOME	0- 2	1- 0	2- 4				
3- 10	0- 2	0- 0	AWAY	1- 4	0- 1	2- 3				
0- 0	0- 0	0- 0	NEUTRAL	0- 0	0- 0	0- 0				
1- 13	0- 2	0- 1	NON-CONFERENCE	1- 6	0- 0	0- 4				
0- 6	0- 0	0- 1	HOME	0- 2	0- 0	0- 3				
1- 7	0- 2	0- 0	AWAY	1- 4	0- 0	0- 1				
0- 0	0- 0	0- 0	NEUTRAL	0- 0	0- 0	0- 0				
5- 4	0- 0	0- 0	CONFERENCE	0- 0	1- 1	4- 3				
3- 1	0- 0	0- 0	HOME	0- 0	1- 0	2- 1				
2- 3	0- 0	0- 0	AWAY	0- 0	0- 1	2- 2				
0- 0	0- 0	0- 0	NEUTRAL	0- 0	0- 0	0- 0				

RPI	S	Opponent	Score	RPI	S	Opponent	Score	RPI	S	Opponent	Score	RPI	S	Opponent	Score	Team's RPI: 229
12	A	Louisville	37 86	39	H	Purdue	34 66	52	H	Ohio	58 70	149	A	UNC Greensboro	41 49	
14	A	NC State	38 74					56	A	Belmont	50 63	149	H	UNC Greensboro	74 59	
								57	H	Troy	51 90	161	H	Hampton	55 84	
								64	A	South Dakota St.	56 71	173	A	Samford	46 60	
								71	A	UT Martin	51 78	189	H	Furman	60 52	
								84	A	Cincinnati	53 72	192	H	Austin Peay	49 50	
								100	A	Liberty	71 54	213	H	Northern Colo.	42 59	
												266	H	Wofford	80 76	
												268	A	ETSU	91 82	
												272	A	Eastern Ky.	65 71	
												318	A	Mercer	48 55	
												337	A	Western Caro.	59 52	
												337	H	Western Caro.	53 61	
LAST 10 Division I																
337	H	Western Caro.	53 61	189	H	Furman	60 52									
149	H	UNC Greensboro	74 59	266	H	Wofford	80 76									
268	A	ETSU	91 82	149	A	UNC Greensboro	41 49									
318	A	Mercer	48 55	337	A	Western Caro.	59 52									
173	A	Samford	46 60	52	H	Ohio	58 70									

Non-Div I Games:

Chattanooga

■ Loss,
■ Non-Conf, S Site,
■ Home
■ Away
N Neutral

Average RPI Win:	219	WON-LOST	WINNING	LAST 10	STRENGTH OF	OPP. STRENGTH	TEAM	ADJ.	CONF.	ADJ CONF.
Average RPI Loss:	239	RECORD	PCT. RANK	GAMES	SCHEDULE	OF SCHEDULE	RPI	RPI	RPI	RPI
DIV. I ONLY	1- 22	349	1-9	328	325	350	350	31	31	
DIV. I NON-CONF.	0- 13	338	0	262	282	344	344	32	32	
TOTALS	RPI 1-25	RPI 26-50	W-L RECORDS	RPI 51-100	RPI 101-150	RPI 150+				
1- 22	0- 1	0- 0	OVERALL	0- 0	0- 3	1- 18				
0- 9	0- 1	0- 0	HOME	0- 0	0- 2	0- 6				
1- 12	0- 0	0- 0	AWAY	0- 0	0- 1	1- 11				
0- 1	0- 0	0- 0	NEUTRAL	0- 0	0- 0	0- 1				
0- 13	0- 1	0- 0	NON-CONFERENCE	0- 0	0- 3	0- 9				
0- 6	0- 1	0- 0	HOME	0- 0	0- 2	0- 3				
0- 6	0- 0	0- 0	AWAY	0- 0	0- 1	0- 5				
0- 1	0- 0	0- 0	NEUTRAL	0- 0	0- 0	0- 1				
1- 9	0- 0	0- 0	CONFERENCE	0- 0	0- 0	1- 9				
0- 3	0- 0	0- 0	HOME	0- 0	0- 0	0- 3				
1- 6	0- 0	0- 0	AWAY	0- 0	0- 0	1- 6				
0- 0	0- 0	0- 0	NEUTRAL	0- 0	0- 0	0- 0				

RPI 1-25			RPI 26-50			RPI 51-100			RPI 101+ Team's RPI: 350		
RPI	S	Opponent	Score	RPI	S	Opponent	Score	RPI	S	Opponent	Score
21	H	Arizona	50 82					120	A	UT Arlington	53 84
								134	H	Loyola Chicago	53 98
								138	H	Green Bay	46 102
								164	A	Western Mich.	69 90
								172	A	Illinois	66 96
								185	A	Valparaiso	49 95
								210	H	Western Ill.	78 88
								219	A	CSU Bakersfield	60 58
								221	A	UMKC	57 73
								238	A	Grand Canyon	49 69
								251	A	Nevada	60 80
								271	N	UC Santa Barbara	65 96
								282	H	Oakland	70 98
								291	H	California Baptist	65 80
								308	A	UTRGV	68 77
								308	H	UTRGV	67 87
								309	A	Seattle U	51 80
								322	A	New Mexico St.	56 80
								322	H	New Mexico St.	60 73
								324	A	Utah Valley	58 89
								328	A	Evansville	42 76
								341	H	UIC	61 73
LAST 10 Division I											
308	A	UTRGV	68 77	238	A	Grand Canyon	49 69				
322	A	New Mexico St.	56 80	308	H	UTRGV	67 87				
221	A	UMKC	57 73	322	H	New Mexico St.	60 73				
291	H	California Baptist	65 80	309	A	Seattle U	51 80				
219	A	CSU Bakersfield	60 58	324	A	Utah Valley	58 89				

Non-Div I Games:

Chicago St.

■ Loss,
■ Non-Conf,
■ S Site,
■ H Home
■ A Away
N Neutral

Average RPI Win:	177	WON-LOST	WINNING	LAST 10	STRENGTH OF	OPP. STRENGTH	TEAM	ADJ.	CONF.	ADJ CONF.
Average RPI Loss:	61	RECORD	PCT. RANK	GAMES	SCHEDULE	OF SCHEDULE	RPI	RPI	RPI	RPI
DIV. I ONLY	16- 7	60	7-3	135	57	84	84	9	9	
DIV. I NON-CONF.	9- 4	84	0	229	46	136	136	9	9	
TOTALS	RPI 1-25	RPI 26-50	W-L RECORDS	RPI 51-100	RPI 101-150	RPI 150+				
16- 7	0- 2	1- 1	OVERALL	4- 3	2- 1	9- 0				
12- 2	0- 0	1- 1	HOME	4- 1	0- 0	7- 0				
4- 3	0- 1	0- 0	AWAY	0- 1	2- 1	2- 0				
0- 2	0- 1	0- 0	NEUTRAL	0- 1	0- 0	0- 0				
9- 4	0- 1	0- 1	NON-CONFERENCE	2- 2	1- 0	6- 0				
7- 2	0- 0	0- 1	HOME	2- 1	0- 0	5- 0				
2- 0	0- 0	0- 0	AWAY	0- 0	1- 0	1- 0				
0- 2	0- 1	0- 0	NEUTRAL	0- 1	0- 0	0- 0				
7- 3	0- 1	1- 0	CONFERENCE	2- 1	1- 1	3- 0				
5- 0	0- 0	1- 0	HOME	2- 0	0- 0	2- 0				
2- 3	0- 1	0- 0	AWAY	0- 1	1- 1	1- 0				
0- 0	0- 0	0- 0	NEUTRAL	0- 0	0- 0	0- 0				

RPI 1-25				RPI 26-50				RPI 51-100 Team's RPI: 84				RPI 101+			
RPI	S	Opponent	Score	RPI	S	Opponent	Score	RPI	S	Opponent	Score	RPI	S	Opponent	Score
7	A	UConn	50 80	26	H	Ohio St.	73 78	65	H	Ball St.	63 56	117	A	VCU	58 56
8	N	Iowa	61 69	50	H	UCF	81 64	70	A	South Fla.	68 76	145	A	Tulane	59 64
								70	H	South Fla.	60 55	148	A	Memphis	73 66
								73	N	Bucknell	48 56	175	H	Houston	85 66
								76	H	Temple	86 81	181	H	Miami (OH)	98 68
								91	H	Utah	68 62	229	H	Chattanooga	72 53
								96	H	Saint Louis	50 60	231	A	SMU	73 58
												244	H	Tulsa	78 53
												263	A	Xavier	85 78
												269	H	Alabama A&M	62 47
												279	H	Pittsburgh	69 53
												342	H	Coppin St.	86 40
LAST 10 Division I															
244	H	Tulsa	78 53	175	H	Houston	85 66								
231	A	SMU	73 58	145	A	Tulane	59 64								
70	H	South Fla.	60 55	50	H	UCF	81 64								
7	A	UConn	50 80	148	A	Memphis	73 66								
76	H	Temple	86 81	70	A	South Fla.	68 76								

Non-Div I Games:

Cincinnati

Average RPI Win:	225	WON-LOST	WINNING	LAST 10	STRENGTH OF	OPP. STRENGTH	TEAM	ADJ.	CONF.	ADJ CONF.
Average RPI Loss:	76	RECORD	PCT. RANK	GAMES	SCHEDULE	OF SCHEDULE	RPI	RPI	RPI	RPI
DIV. I ONLY	7- 17	286	2-8	58	49	195	195	5	5	
DIV. I NON-CONF.	4- 7	225	0	131	140	221	221	3	3	
TOTALS	RPI 1-25	RPI 26-50	W-L RECORDS	RPI 51-100	RPI 101-150	RPI 150+				
7- 17	0- 6	1- 1	OVERALL	0- 6	1- 2	5- 2				
4- 8	0- 4	1- 0	HOME	0- 2	0- 1	3- 1				
2- 8	0- 1	0- 1	AWAY	0- 4	1- 1	1- 1				
1- 1	0- 1	0- 0	NEUTRAL	0- 0	0- 0	1- 0				
4- 7	0- 3	0- 0	NON-CONFERENCE	0- 1	0- 1	4- 2				
2- 4	0- 1	0- 0	HOME	0- 1	0- 1	2- 1				
1- 2	0- 1	0- 0	AWAY	0- 0	0- 0	1- 1				
1- 1	0- 1	0- 0	NEUTRAL	0- 0	0- 0	1- 0				
3- 10	0- 3	1- 1	CONFERENCE	0- 5	1- 1	1- 0				
2- 4	0- 3	1- 0	HOME	0- 1	0- 0	1- 0				
1- 6	0- 0	0- 1	AWAY	0- 4	1- 1	0- 0				
0- 0	0- 0	0- 0	NEUTRAL	0- 0	0- 0	0- 0				

RPI 1-25				RPI 26-50				RPI 51-100				RPI 101+ Team's RPI: 195			
RPI	S	Opponent	Score	RPI	S	Opponent	Score	RPI	S	Opponent	Score	RPI	S	Opponent	Score
1	H	South Carolina	48 84	33	A	Virginia Tech	50 71	51	A	Virginia	54 70	104	A	Notre Dame	71 55
3	N	Maryland	44 63	36	H	Duke	62 58	67	H	Alabama	54 67	115	A	Wake Forest	58 63
8	A	Iowa	60 74					75	A	Miami (FL)	64 68	140	H	N.C. A&T	74 82
12	H	Louisville	50 75					77	H	Boston College	68 70	189	H	Furman	77 71
14	H	NC State	60 79					81	A	North Carolina	72 86	205	A	Penn St.	55 68
23	H	Florida St.	64 81					87	A	Georgia Tech	47 49	279	H	Pittsburgh	75 67
												295	H	Navy	52 65
												318	A	Mercer	65 61
												323	H	Alabama St.	76 43
												326	N	Alcorn	77 46
LAST 10 Division I															
77	H	Boston College	68 70	75	A	Miami (FL)	64 68								
51	A	Virginia	54 70	36	H	Duke	62 58								
81	A	North Carolina	72 86	279	H	Pittsburgh	75 67								
14	H	NC State	60 79	87	A	Georgia Tech	47 49								
33	A	Virginia Tech	50 71	115	A	Wake Forest	58 63								

Non-Div I Games:

Clemson

■ Loss,
 ■ Non-Conf,
 ■ S Site,
 ■ H Home
 ■ A Away
 N Neutral

Average RPI Win:	277	WON-LOST	WINNING	LAST 10	STRENGTH OF	OPP. STRENGTH	TEAM	ADJ.	CONF.	ADJ CONF.
Average RPI Loss:	164	RECORD	PCT. RANK	GAMES	SCHEDULE	OF SCHEDULE	RPI	RPI	RPI	RPI
DIV. I ONLY	15- 7	65	6-4	346	260	191	191	22	22	
DIV. I NON-CONF.	8- 1	26	0	350	232	173	173	20	20	
TOTALS	RPI 1-25	RPI 26-50	W-L RECORDS	RPI 51-100	RPI 101-150	RPI 150+				
15- 7	0- 0	0- 0	OVERALL	0- 2	0- 1	15- 4				
5- 3	0- 0	0- 0	HOME	0- 1	0- 1	5- 1				
10- 4	0- 0	0- 0	AWAY	0- 1	0- 0	10- 3				
0- 0	0- 0	0- 0	NEUTRAL	0- 0	0- 0	0- 0				
8- 1	0- 0	0- 0	NON-CONFERENCE	0- 0	0- 0	8- 1				
1- 0	0- 0	0- 0	HOME	0- 0	0- 0	1- 0				
7- 1	0- 0	0- 0	AWAY	0- 0	0- 0	7- 1				
0- 0	0- 0	0- 0	NEUTRAL	0- 0	0- 0	0- 0				
7- 6	0- 0	0- 0	CONFERENCE	0- 2	0- 1	7- 3				
4- 3	0- 0	0- 0	HOME	0- 1	0- 1	4- 1				
3- 3	0- 0	0- 0	AWAY	0- 1	0- 0	3- 2				
0- 0	0- 0	0- 0	NEUTRAL	0- 0	0- 0	0- 0				

RPI S	Opponent	Score	RPI S	Opponent	Score	RPI S	Opponent	Score	RPI S	Opponent	Score	Team's RPI: 191
						53	A IUPUI	48 58	138	H Green Bay	54 74	
						53	H IUPUI	53 78	156	A Wright St.	62 78	
									156	H Wright St.	73 75	
									201	H Akron	66 62	
									202	A Northern Ky.	73 68	
									202	H Northern Ky.	66 62	
									234	H Milwaukee	58 49	
									247	H Youngstown St.	60 52	
									260	A Bowling Green	62 89	
									261	A Delaware St.	57 49	
									268	A ETSU	62 54	
									282	A Oakland	79 58	
									285	A St. Bonaventure	65 62	
									304	A Omaha	79 66	
									316	A Hofstra	61 51	
									331	A Detroit Mercy	59 70	
									336	A LIU Brooklyn	79 49	
									337	A Western Caro.	68 61	
									341	A UIC	83 43	
									341	H UIC	84 44	
LAST 10 Division I												
			156	H Wright St.	73 75		234	H Milwaukee	58 49			
			202	H Northern Ky.	66 62		282	A Oakland	79 58			
			341	A UIC	83 43		331	A Detroit Mercy	59 70			
			53	A IUPUI	48 58		247	H Youngstown St.	60 52			
			138	H Green Bay	54 74		202	A Northern Ky.	73 68			

Non-Div I Games: Davis & Elkins 110 41 Lake Erie 95 49

Cleveland St.

Coastal Caro.

Through Games Of Feb. 12, 2020

Average RPI Win:	246	WON-LOST	WINNING	LAST 10	STRENGTH OF	OPP. STRENGTH	TEAM	ADJ.	CONF.	ADJ CONF.
Average RPI Loss:	137	RECORD	PCT. RANK	GAMES	SCHEDULE	OF SCHEDULE	RPI	RPI	RPI	RPI
DIV. I ONLY	17- 3	19	9-1	325	227	99	99	21	21	
DIV. I NON-CONF.	8- 1	26	0	343	295	156	156	19	19	
TOTALS	RPI 1-25	RPI 26-50	W-L RECORDS	RPI 51-100	RPI 101-150	RPI 150+				
17- 3	0- 0	0- 0	OVERALL	0- 1	4- 1	13- 1				
8- 1	0- 0	0- 0	HOME	0- 0	2- 1	6- 0				
8- 2	0- 0	0- 0	AWAY	0- 1	1- 0	7- 1				
1- 0	0- 0	0- 0	NEUTRAL	0- 0	1- 0	0- 0				
8- 1	0- 0	0- 0	NON-CONFERENCE	0- 0	2- 1	6- 0				
4- 1	0- 0	0- 0	HOME	0- 0	1- 1	3- 0				
3- 0	0- 0	0- 0	AWAY	0- 0	0- 0	3- 0				
1- 0	0- 0	0- 0	NEUTRAL	0- 0	1- 0	0- 0				
9- 2	0- 0	0- 0	CONFERENCE	0- 1	2- 0	7- 1				
4- 0	0- 0	0- 0	HOME	0- 0	1- 0	3- 0				
5- 2	0- 0	0- 0	AWAY	0- 1	1- 0	4- 1				
0- 0	0- 0	0- 0	NEUTRAL	0- 0	0- 0	0- 0				

RPI 1-25			RPI 26-50			RPI 51-100			Team's RPI: 99	RPI 101+		
RPI	S	Opponent	Score	RPI	S	Opponent	Score	RPI	S	Opponent	Score	
						57	A Troy	77	84	116	H Richmond	67 79
										120	A UT Arlington	80 62
										120	H UT Arlington	62 56
										139	N Elon	76 65
										149	H UNC Greensboro	63 54
										182	A Little Rock	68 48
										228	H George Mason	74 59
										235	A South Alabama	71 62
										237	A Arkansas St.	61 63
										250	A Appalachian St.	80 53
										264	A UNCW	62 43
										266	A Wofford	78 73
										296	A Texas St.	69 59
										296	H Texas St.	75 67
										299	H Ga. Southern	66 59
										315	H Georgia St.	87 45
										333	H Ark.-Pine Bluff	76 69
										337	A Western Caro.	66 43
										348	H South Carolina St.	85 44
LAST 10 Division I												
						120	A UT Arlington	80 62		250	A Appalachian St.	80 53
						296	A Texas St.	69 59		182	A Little Rock	68 48
						315	H Georgia St.	87 45		120	H UT Arlington	62 56
						299	H Ga. Southern	66 59		296	H Texas St.	75 67
						237	A Arkansas St.	61 63		235	A South Alabama	71 62

Non-Div I Games: UNC Pembroke 86 44 Wesleyan (GA) 132 32

Coastal Caro.

Loss, Non-Conf, S Site, H Home A Away N Neutral

Average RPI Win:	262	WON-LOST	WINNING	LAST 10	STRENGTH OF	OPP. STRENGTH	TEAM	ADJ.	CONF.	ADJ CONF.
Average RPI Loss:	154	RECORD	PCT. RANK	GAMES	SCHEDULE	OF SCHEDULE	RPI	RPI	RPI	RPI
DIV. I ONLY	10- 11	196	3-7	318	230	258	258	14	14	
DIV. I NON-CONF.	6- 4	123	0	347	342	268	268	13	13	
TOTALS	RPI 1-25	RPI 26-50	W-L RECORDS	RPI 51-100	RPI 101-150	RPI 150+				
10- 11	0- 0	0- 1	OVERALL	1- 0	0- 7	9- 3				
5- 6	0- 0	0- 1	HOME	1- 0	0- 3	4- 2				
5- 5	0- 0	0- 0	AWAY	0- 0	0- 4	5- 1				
0- 0	0- 0	0- 0	NEUTRAL	0- 0	0- 0	0- 0				
6- 4	0- 0	0- 0	NON-CONFERENCE	0- 0	0- 2	6- 2				
2- 2	0- 0	0- 0	HOME	0- 0	0- 1	2- 1				
4- 2	0- 0	0- 0	AWAY	0- 0	0- 1	4- 1				
0- 0	0- 0	0- 0	NEUTRAL	0- 0	0- 0	0- 0				
4- 7	0- 0	0- 1	CONFERENCE	1- 0	0- 5	3- 1				
3- 4	0- 0	0- 1	HOME	1- 0	0- 2	2- 1				
1- 3	0- 0	0- 0	AWAY	0- 0	0- 3	1- 0				
0- 0	0- 0	0- 0	NEUTRAL	0- 0	0- 0	0- 0				

RPI S	Opponent	Score	RPI S	Opponent	Score	RPI S	Opponent	Score	RPI S	Opponent	Score	Team's RPI: 258
44	H James Madison	53 87	54	H Drexel	73 59	115	A Wake Forest	50 106	126	A William & Mary	60 85	
						126	H William & Mary	74 80	139	A Elon	48 90	
						139	H Elon	57 85	144	A Northeastern	68 72	
						149	H UNC Greensboro	56 69	183	H Towson	62 79	
						188	H Delaware	84 73	194	A High Point	79 70	
						228	H George Mason	61 72	257	A Winthrop	84 73	
						264	H UNCW	67 63	305	A Presbyterian	54 58	
						316	A Hofstra	63 60	321	H N.C. Central	85 78	
						337	H Western Caro.	73 62	343	A Charleston So.	79 70	
						348	A South Carolina St.	76 55				
LAST 10 Division I												
139	H Elon	57 85	44	H James Madison	53 87							
126	H William & Mary	74 80	183	H Towson	62 79							
316	A Hofstra	63 60	126	A William & Mary	60 85							
144	A Northeastern	68 72	139	A Elon	48 90							
264	H UNCW	67 63	188	H Delaware	84 73							

Non-Div I Games: Coker 82 57

Col. of Charleston

■ Loss,
 ■ Non-Conf, S Site,
 ■ Home
 ■ Away
 N Neutral

Average RPI Win: 230	WON-LOST	WINNING	LAST 10	STRENGTH OF	OPP. STRENGTH	TEAM	ADJ.	CONF.	ADJ CONF.
Average RPI Loss: 108	RECORD	PCT. RANK	GAMES	SCHEDULE	OF SCHEDULE	RPI	RPI	RPI	RPI
DIV. I ONLY	16- 7	60	7-3	225	154	94	94	15	15
DIV. I NON-CONF.	8- 3	68	0	216	174	74	74	16	16
TOTALS	RPI 1-25	RPI 26-50	W-L RECORDS	RPI 51-100	RPI 101-150	RPI 150+			
16- 7	0- 1	1- 0	OVERALL	0- 3	3- 1	12- 2			
10- 1	0- 0	1- 0	HOME	0- 0	1- 1	8- 0			
6- 6	0- 1	0- 0	AWAY	0- 3	2- 0	4- 2			
0- 0	0- 0	0- 0	NEUTRAL	0- 0	0- 0	0- 0			
8- 3	0- 1	1- 0	NON-CONFERENCE	0- 2	1- 0	6- 0			
5- 0	0- 0	1- 0	HOME	0- 0	0- 0	4- 0			
3- 3	0- 1	0- 0	AWAY	0- 2	1- 0	2- 0			
0- 0	0- 0	0- 0	NEUTRAL	0- 0	0- 0	0- 0			
8- 4	0- 0	0- 0	CONFERENCE	0- 1	2- 1	6- 2			
5- 1	0- 0	0- 0	HOME	0- 0	1- 1	4- 0			
3- 3	0- 0	0- 0	AWAY	0- 1	1- 0	2- 2			
0- 0	0- 0	0- 0	NEUTRAL	0- 0	0- 0	0- 0			

RPI 1-25				RPI 26-50				RPI 51-100 Team's RPI: 94				RPI 101+			
RPI	S	Opponent	Score	RPI	S	Opponent	Score	RPI	S	Opponent	Score	RPI	S	Opponent	Score
16	A	Northwestern	44 73	41	H	Yale	70 67	67	A	Alabama	52 72	130	H	Holy Cross	71 60
								73	A	Bucknell	43 66	132	A	Boston U.	70 61
								96	A	Saint Louis	51 61	132	H	Boston U.	58 60
												142	A	Cornell	62 58
												170	A	Lafayette	39 55
												170	H	Lafayette	73 52
												200	A	American	61 63
												200	H	American	63 62
												225	H	UMass Lowell	73 51
												252	A	Loyola Maryland	76 74
												273	H	Niagara	85 72
												276	H	Siena	88 51
												280	H	Wagner	74 58
												295	A	Navy	65 53
												295	H	Navy	80 55
												302	H	Army West Point	100 93
												330	A	NJIT	79 52
												339	A	Canisius	90 69
LAST 10 Division I															
132	H	Boston U.	58 60	73	A	Bucknell	43 66								
295	A	Navy	65 53	132	A	Boston U.	70 61								
130	H	Holy Cross	71 60	170	H	Lafayette	73 52								
170	A	Lafayette	39 55	295	H	Navy	80 55								
200	H	American	63 62	252	A	Loyola Maryland	76 74								

Non-Div I Games:

Colgate

■ Loss,
 ■ Non-Conf, S Site,
 ■ Home
 ■ Away
 N Neutral

Colorado

Through Games Of Feb. 12, 2020

Average RPI Win:	188	WON-LOST	WINNING	LAST 10	STRENGTH OF	OPP. STRENGTH	TEAM	ADJ.	CONF.	ADJ CONF.
Average RPI Loss:	41	RECORD	PCT. RANK	GAMES	SCHEDULE	OF SCHEDULE	RPI	RPI	RPI	RPI
DIV. I ONLY	14- 9	104	2-8	78	26	66	66	1	1	
DIV. I NON-CONF.	11- 0	1	0	293	186	51	51	1	1	
TOTALS	RPI 1-25	RPI 26-50	W-L RECORDS	RPI 51-100	RPI 101-150	RPI 150+				
14- 9	0- 6	0- 0	OVERALL	2- 2	5- 1	7- 0				
7- 4	0- 3	0- 0	HOME	1- 1	2- 0	4- 0				
6- 5	0- 3	0- 0	AWAY	1- 1	2- 1	3- 0				
1- 0	0- 0	0- 0	NEUTRAL	0- 0	1- 0	0- 0				
11- 0	0- 0	0- 0	NON-CONFERENCE	0- 0	4- 0	7- 0				
6- 0	0- 0	0- 0	HOME	0- 0	2- 0	4- 0				
4- 0	0- 0	0- 0	AWAY	0- 0	1- 0	3- 0				
1- 0	0- 0	0- 0	NEUTRAL	0- 0	1- 0	0- 0				
3- 9	0- 6	0- 0	CONFERENCE	2- 2	1- 1	0- 0				
1- 4	0- 3	0- 0	HOME	1- 1	0- 0	0- 0				
2- 5	0- 3	0- 0	AWAY	1- 1	1- 1	0- 0				
0- 0	0- 0	0- 0	NEUTRAL	0- 0	0- 0	0- 0				

RPI 1-25				RPI 26-50				RPI 51-100				Team's RPI: 66				RPI 101+			
RPI	S	Opponent	Score	RPI	S	Opponent	Score	RPI	S	Opponent	Score	RPI	S	Opponent	Score	RPI	S	Opponent	Score
2	A	Oregon	46 104					82	H	Southern California	66 53	111	H	Texas Southern	74 50				
2	H	Oregon	53 101					91	A	Utah	80 70	113	N	UAB	77 69				
5	H	UCLA	62 65					91	H	Utah	69 84	131	H	Wisconsin	74 57				
10	A	Stanford	68 76					92	A	Washington St.	59 69	136	A	California	62 50				
13	A	Oregon St.	60 72									137	A	Washington	52 61				
13	H	Oregon St.	52 79									145	A	Tulane	62 52				
																190	H	Jacksonville	66 44
																204	A	Wyoming	66 56
																254	A	Colorado St.	79 75
																263	A	Xavier	62 53
																284	H	Indiana St.	59 46
																294	H	Denver	96 70
																330	H	NJIT	80 57
LAST 10 Division I																			
137	A	Washington	52 61	10	A	Stanford	68 76												
92	A	Washington St.	59 69	91	H	Utah	69 84												
2	H	Oregon	53 101	5	H	UCLA	62 65												
13	H	Oregon St.	52 79	82	H	Southern California	66 53												
136	A	California	62 50	13	A	Oregon St.	60 72												

Non-Div I Games:

Colorado

Loss, Non-Conf, S Site, H Home A Away N Neutral

Average RPI Win:	276	WON-LOST	WINNING	LAST 10	STRENGTH OF	OPP. STRENGTH	TEAM	ADJ.	CONF.	ADJ CONF.
Average RPI Loss:	148	RECORD	PCT. RANK	GAMES	SCHEDULE	OF SCHEDULE	RPI	RPI	RPI	RPI
DIV. I ONLY	9- 13	232	4-6	238	240	254	254	17	17	
DIV. I NON-CONF.	4- 5	195	0	294	263	274	274	23	23	
TOTALS	RPI 1-25	RPI 26-50	W-L RECORDS	RPI 51-100	RPI 101-150	RPI 150+				
9- 13	0- 0	0- 1	OVERALL	0- 3	0- 3	9- 6				
6- 5	0- 0	0- 0	HOME	0- 2	0- 2	6- 1				
3- 8	0- 0	0- 1	AWAY	0- 1	0- 1	3- 5				
0- 0	0- 0	0- 0	NEUTRAL	0- 0	0- 0	0- 0				
4- 5	0- 0	0- 1	NON-CONFERENCE	0- 1	0- 1	4- 2				
3- 2	0- 0	0- 0	HOME	0- 1	0- 0	3- 1				
1- 3	0- 0	0- 1	AWAY	0- 0	0- 1	1- 1				
0- 0	0- 0	0- 0	NEUTRAL	0- 0	0- 0	0- 0				
5- 8	0- 0	0- 0	CONFERENCE	0- 2	0- 2	5- 4				
3- 3	0- 0	0- 0	HOME	0- 1	0- 2	3- 0				
2- 5	0- 0	0- 0	AWAY	0- 1	0- 0	2- 4				
0- 0	0- 0	0- 0	NEUTRAL	0- 0	0- 0	0- 0				

RPI 1-25				RPI 26-50				RPI 51-100				RPI 101+ Team's RPI: 254			
RPI	S	Opponent	Score	RPI	S	Opponent	Score	RPI	S	Opponent	Score	RPI	S	Opponent	Score
				49	A	Tennessee	41 79	55	A	Fresno St.	53 55	121	A	Idaho	54 61
								55	H	Fresno St.	61 79	128	H	Boise St.	69 72
								66	H	Colorado	75 79	147	H	San Jose St.	53 58
												169	H	Northern Ill.	75 80
												184	A	UNLV	52 56
												204	A	Wyoming	56 49
												207	A	New Mexico	62 73
												213	A	Northern Colo.	75 58
												242	A	San Diego St.	49 59
												244	A	Tulsa	55 61
												251	A	Nevada	63 74
												251	H	Nevada	75 70
												283	H	Incarinate Word	75 47
												288	H	UC Riverside	52 40
												290	A	Utah St.	67 61
												290	H	Utah St.	56 55
												311	H	Air Force	60 40
												351	H	Mississippi Val.	65 46
LAST 10 Division I															
290	A	Utah St.	67 61	55	A	Fresno St.	53 55								
55	H	Fresno St.	61 79	311	H	Air Force	60 40								
184	A	UNLV	52 56	207	A	New Mexico	62 73								
251	A	Nevada	63 74	147	H	San Jose St.	53 58								
290	H	Utah St.	56 55	204	A	Wyoming	56 49								

Non-Div I Games: Western St. 56 47 Chadron St. 102 51

Colorado St.

■ Loss,
 ■ Non-Conf, S Site,
 ■ Home
 ■ Away
 N Neutral

Average RPI Win: 226	WON-LOST	WINNING	LAST 10	STRENGTH OF	OPP. STRENGTH	TEAM	ADJ.	CONF.	ADJ CONF.
Average RPI Loss: 131	RECORD	PCT. RANK	GAMES	SCHEDULE	OF SCHEDULE	RPI	RPI	RPI	RPI
DIV. I ONLY	11- 8	126	5-5	234	166	163	163	8	8
DIV. I NON-CONF.	9- 4	84	3-1	328	246	182	182	8	8
TOTALS	RPI 1-25	RPI 26-50	W-L RECORDS	RPI 51-100	RPI 101-150	RPI 150+			
11- 8	0- 1	0- 1	OVERALL	0- 1	4- 3	7- 2			
8- 2	0- 0	0- 1	HOME	0- 0	3- 0	5- 1			
3- 6	0- 1	0- 0	AWAY	0- 1	1- 3	2- 1			
0- 0	0- 0	0- 0	NEUTRAL	0- 0	0- 0	0- 0			
9- 4	0- 0	0- 0	NON-CONFERENCE	0- 0	3- 2	6- 2			
6- 1	0- 0	0- 0	HOME	0- 0	2- 0	4- 1			
3- 3	0- 0	0- 0	AWAY	0- 0	1- 2	2- 1			
0- 0	0- 0	0- 0	NEUTRAL	0- 0	0- 0	0- 0			
2- 4	0- 1	0- 1	CONFERENCE	0- 1	1- 1	1- 0			
2- 1	0- 0	0- 1	HOME	0- 0	1- 0	1- 0			
0- 3	0- 1	0- 0	AWAY	0- 1	0- 1	0- 0			
0- 0	0- 0	0- 0	NEUTRAL	0- 0	0- 0	0- 0			

RPI 1-25				RPI 26-50				RPI 51-100				RPI 101+ Team's RPI: 163			
RPI	S	Opponent	Score	RPI	S	Opponent	Score	RPI	S	Opponent	Score	RPI	S	Opponent	Score
20	A	Princeton	55 77	41	H	Yale	60 85	86	A	Penn	84 86	101	H	Fordham	70 51
												108	A	Vanderbilt	51 72
												119	A	Buffalo	75 82
												122	H	Davidson	63 60
												141	A	Robert Morris	61 59
												142	A	Cornell	77 80
												142	H	Cornell	76 66
												211	H	Brown	74 60
												218	H	Saint Joseph's	57 71
												234	H	Milwaukee	74 46
												240	H	Georgetown	54 49
												302	A	Army West Point	71 62
												310	A	Albany (NY)	78 82
												318	H	Mercer	77 48
												330	H	NJIT	99 43
												340	A	Tennessee St.	75 65
LAST 10 Division I															
20	A	Princeton	55 77	142	H	Cornell	76 66								
86	A	Penn	84 86	318	H	Mercer	77 48								
211	H	Brown	74 60	340	A	Tennessee St.	75 65								
41	H	Yale	60 85	108	A	Vanderbilt	51 72								
142	A	Cornell	77 80	330	H	NJIT	99 43								

Non-Div I Games:

Columbia

■ Loss,
 ■ Non-Conf, S Site,
 ■ Home
 ■ Away
 N Neutral

Average RPI Win:	320	WON-LOST	WINNING	LAST 10	STRENGTH OF	OPP. STRENGTH	TEAM	ADJ.	CONF.	ADJ CONF.
Average RPI Loss:	196	RECORD	PCT. RANK	GAMES	SCHEDULE	OF SCHEDULE	RPI	RPI	RPI	RPI
DIV. I ONLY	1- 22	349	1-9	235	317	342	342	29	29	
DIV. I NON-CONF.	0- 12	338	0	133	204	323	323	29	29	
TOTALS	RPI 1-25	RPI 26-50	W-L RECORDS	RPI 51-100	RPI 101-150	RPI 150+				
1- 22	0- 0	0- 2	OVERALL	0- 4	0- 2	1- 14				
1- 8	0- 0	0- 0	HOME	0- 0	0- 1	1- 7				
0- 14	0- 0	0- 2	AWAY	0- 4	0- 1	0- 7				
0- 0	0- 0	0- 0	NEUTRAL	0- 0	0- 0	0- 0				
0- 12	0- 0	0- 2	NON-CONFERENCE	0- 4	0- 0	0- 6				
0- 2	0- 0	0- 0	HOME	0- 0	0- 0	0- 2				
0- 10	0- 0	0- 2	AWAY	0- 4	0- 0	0- 4				
0- 0	0- 0	0- 0	NEUTRAL	0- 0	0- 0	0- 0				
1- 10	0- 0	0- 0	CONFERENCE	0- 0	0- 2	1- 8				
1- 6	0- 0	0- 0	HOME	0- 0	0- 1	1- 5				
0- 4	0- 0	0- 0	AWAY	0- 0	0- 1	0- 3				
0- 0	0- 0	0- 0	NEUTRAL	0- 0	0- 0	0- 0				

RPI	S	Opponent	Score	RPI	S	Opponent	Score	RPI	S	Opponent	Score	RPI	S	Opponent	Score	Team's RPI: 342
40	A	South Dakota	44 82	59	A	Dayton	48 78	114	A	Bethune-Cookman	51 82					
47	A	Rutgers	33 107	60	A	West Virginia	47 82	140	H	N.C. A&T	38 84					
				64	A	South Dakota St.	41 94	153	A	George Washington	35 54					
				84	A	Cincinnati	40 86	170	H	Norfolk St.	48 85					
								198	A	La Salle	46 79					
								246	A	Marshall	47 60					
								255	A	Howard	52 64					
								255	H	Howard	54 66					
								256	H	Morgan St.	42 47					
								261	A	Delaware St.	55 72					
								273	H	Niagara	67 82					
								293	A	UMBC	48 71					
								320	H	UMES	66 63					
								321	H	N.C. Central	44 58					
								327	H	Saint Peter's	57 82					
								345	A	Florida A&M	48 58					
								348	H	South Carolina St.	60 71					
LAST 10 Division I																
320	H	UMES	66 63	256	H	Morgan St.	42 47									
321	H	N.C. Central	44 58	140	H	N.C. A&T	38 84									
255	A	Howard	52 64	345	A	Florida A&M	48 58									
261	A	Delaware St.	55 72	114	A	Bethune-Cookman	51 82									
255	H	Howard	54 66	170	H	Norfolk St.	48 85									

Non-Div I Games:

Coppin St.

■ Loss,
 ■ Non-Conf,
 ■ S Site,
 ■ H Home
 ■ A Away
 N Neutral

Average RPI Win:	258	WON-LOST	WINNING	LAST 10	STRENGTH OF	OPP. STRENGTH	TEAM	ADJ.	CONF.	ADJ CONF.
Average RPI Loss:	86	RECORD	PCT. RANK	GAMES	SCHEDULE	OF SCHEDULE	RPI	RPI	RPI	RPI
DIV. I ONLY	9- 9	174	4-6	86	212	142	142	8	8	
DIV. I NON-CONF.	7- 5	131	2-2	211	267	162	162	8	8	
TOTALS	RPI 1-25	RPI 26-50	W-L RECORDS	RPI 51-100	RPI 101-150	RPI 150+				
9- 9	0- 2	0- 1	OVERALL	0- 3	0- 1	9- 2				
5- 4	0- 0	0- 1	HOME	0- 1	0- 1	5- 1				
4- 5	0- 2	0- 0	AWAY	0- 2	0- 0	4- 1				
0- 0	0- 0	0- 0	NEUTRAL	0- 0	0- 0	0- 0				
7- 5	0- 1	0- 0	NON-CONFERENCE	0- 2	0- 1	7- 1				
3- 3	0- 0	0- 0	HOME	0- 1	0- 1	3- 1				
4- 2	0- 1	0- 0	AWAY	0- 1	0- 0	4- 0				
0- 0	0- 0	0- 0	NEUTRAL	0- 0	0- 0	0- 0				
2- 4	0- 1	0- 1	CONFERENCE	0- 1	0- 0	2- 1				
2- 1	0- 0	0- 1	HOME	0- 0	0- 0	2- 0				
0- 3	0- 1	0- 0	AWAY	0- 1	0- 0	0- 1				
0- 0	0- 0	0- 0	NEUTRAL	0- 0	0- 0	0- 0				

RPI 1-25				RPI 26-50				RPI 51-100				RPI 101+ Team's RPI: 142			
RPI	S	Opponent	Score	RPI	S	Opponent	Score	RPI	S	Opponent	Score	RPI	S	Opponent	Score
20	A	Princeton	29 60	41	H	Yale	67 74	60	A	West Virginia	62 68	109	H	Duquesne	62 72
22	A	TCU	49 59					86	A	Penn	41 63	163	A	Columbia	66 76
								94	H	Colgate	58 62	163	H	Columbia	80 77
												179	H	Binghamton	56 59
												211	H	Brown	74 63
												225	A	UMass Lowell	70 56
												261	A	Delaware St.	77 51
												268	H	ETSU	71 43
												273	H	Niagara	82 59
												285	A	St. Bonaventure	70 42
												310	A	Albany (NY)	71 51
												330	H	NJIT	68 44
LAST 10 Division I															
86	A	Penn	41 63	163	A	Columbia	66 76								
20	A	Princeton	29 60	268	H	ETSU	71 43								
41	H	Yale	67 74	60	A	West Virginia	62 68								
211	H	Brown	74 63	285	A	St. Bonaventure	70 42								
163	H	Columbia	80 77	109	H	Duquesne	62 72								

Non-Div I Games:

Cornell

■ Loss,
 ■ Non-Conf, S Site,
 ■ Home
 ■ Away
 N Neutral

Creighton

Through Games Of Feb. 12, 2020

Average RPI Win:	135	WON-LOST	WINNING	LAST 10	STRENGTH OF	OPP. STRENGTH	TEAM	ADJ.	CONF.	ADJ CONF.
Average RPI Loss:	47	RECORD	PCT. RANK	GAMES	SCHEDULE	OF SCHEDULE	RPI	RPI	RPI	RPI
DIV. I ONLY	15- 8	80	5-5	34	47	35	35	6	6	
DIV. I NON-CONF.	8- 3	68	0	45	20	14	14	6	6	
TOTALS	RPI 1-25	RPI 26-50	W-L RECORDS	RPI 51-100	RPI 101-150	RPI 150+				
15- 8	1- 1	2- 4	OVERALL	5- 3	2- 0	5- 0				
7- 2	0- 1	2- 0	HOME	1- 1	1- 0	3- 0				
6- 6	1- 0	0- 4	AWAY	2- 2	1- 0	2- 0				
2- 0	0- 0	0- 0	NEUTRAL	2- 0	0- 0	0- 0				
8- 3	0- 0	1- 3	NON-CONFERENCE	4- 0	0- 0	3- 0				
4- 0	0- 0	1- 0	HOME	1- 0	0- 0	2- 0				
2- 3	0- 0	0- 3	AWAY	1- 0	0- 0	1- 0				
2- 0	0- 0	0- 0	NEUTRAL	2- 0	0- 0	0- 0				
7- 5	1- 1	1- 1	CONFERENCE	1- 3	2- 0	2- 0				
3- 2	0- 1	1- 0	HOME	0- 1	1- 0	1- 0				
4- 3	1- 0	0- 1	AWAY	1- 2	1- 0	1- 0				
0- 0	0- 0	0- 0	NEUTRAL	0- 0	0- 0	0- 0				

RPI 1-25				RPI 26-50				Team's RPI: 35	RPI 51-100				RPI 101+			
RPI	S	Opponent	Score	RPI	S	Opponent	Score		RPI	S	Opponent	Score	RPI	S	Opponent	Score
19	A	DePaul	63 61	28	A	Arizona St.	55 70		60	N	West Virginia	82 75	143	A	Providence	77 68
19	H	DePaul	71 74	29	A	Drake	53 63		63	A	St. John's (NY)	58 63	143	H	Providence	72 63
				34	A	Marquette	50 52		64	H	South Dakota St.	61 48	166	H	Wichita St.	56 46
				34	H	Marquette	72 62		69	A	Seton Hall	70 82	240	A	Georgetown	65 56
				40	A	South Dakota	65 72		74	A	Nebraska	79 74	263	H	Xavier	62 55
				48	H	UNI	57 54		76	N	Temple	69 59	292	H	North Dakota St.	70 59
									93	H	Butler	67 73	304	A	Omaha	67 54
									95	A	Villanova	58 42				
LAST 10 Division I																
143	A	Providence	77 68	63	A	St. John's (NY)	58 63		69	A	Seton Hall	70 82				
34	A	Marquette	50 52						143	H	Providence	72 63				
19	A	DePaul	63 61						19	H	DePaul	71 74				
93	H	Butler	67 73						34	H	Marquette	72 62				
263	H	Xavier	62 55													

Non-Div I Games:

Creighton

Loss, Non-Conf, S Site, H Home A Away N Neutral

Average RPI Win: 218	WON-LOST	WINNING	LAST 10	STRENGTH OF	OPP. STRENGTH	TEAM	ADJ.	CONF.	ADJ CONF.
Average RPI Loss: 136	RECORD	PCT. RANK	GAMES	SCHEDULE	OF SCHEDULE	RPI	RPI	RPI	RPI
DIV. I ONLY	7- 12	253	2-8	61	217	193	193	8	8
DIV. I NON-CONF.	6- 7	182	1-3	170	292	171	171	8	8
TOTALS	RPI 1-25	RPI 26-50	W-L RECORDS	RPI 51-100	RPI 101-150	RPI 150+			
7- 12	0- 2	0- 1	OVERALL	1- 2	0- 3	6- 4			
5- 5	0- 1	0- 1	HOME	1- 1	0- 0	4- 2			
2- 7	0- 1	0- 0	AWAY	0- 1	0- 3	2- 2			
0- 0	0- 0	0- 0	NEUTRAL	0- 0	0- 0	0- 0			
6- 7	0- 1	0- 0	NON-CONFERENCE	0- 0	0- 3	6- 3			
4- 1	0- 0	0- 0	HOME	0- 0	0- 0	4- 1			
2- 6	0- 1	0- 0	AWAY	0- 0	0- 3	2- 2			
0- 0	0- 0	0- 0	NEUTRAL	0- 0	0- 0	0- 0			
1- 5	0- 1	0- 1	CONFERENCE	1- 2	0- 0	0- 1			
1- 4	0- 1	0- 1	HOME	1- 1	0- 0	0- 1			
0- 1	0- 0	0- 0	AWAY	0- 1	0- 0	0- 0			
0- 0	0- 0	0- 0	NEUTRAL	0- 0	0- 0	0- 0			

RPI 1-25				RPI 26-50				RPI 51-100				RPI 101+ Team's RPI: 193			
RPI	S	Opponent	Score	RPI	S	Opponent	Score	RPI	S	Opponent	Score	RPI	S	Opponent	Score
16	A	Northwestern	37 79	41	H	Yale	47 67	86	H	Penn	33 66	119	A	Buffalo	49 73
20	H	Princeton	34 66					98	A	Harvard	49 64	132	A	Boston U.	56 74
								98	H	Harvard	63 62	134	A	Loyola Chicago	40 61
												199	H	Merrimack	57 52
												211	H	Brown	71 83
												215	H	Maine	57 41
												225	A	UMass Lowell	62 51
												226	A	Fairfield	52 51
												230	A	Manhattan	58 70
												252	A	Loyola Maryland	56 72
												265	H	New Hampshire	66 47
												296	H	Texas St.	51 61
												297	H	Vermont	72 55
LAST 10 Division I															
41	H	Yale	47 67	98	H	Harvard	63 62								
211	H	Brown	71 83	252	A	Loyola Maryland	56 72								
86	H	Penn	33 66	119	A	Buffalo	49 73								
20	H	Princeton	34 66	132	A	Boston U.	56 74								
98	A	Harvard	49 64	265	H	New Hampshire	66 47								

Non-Div I Games:

Dartmouth

■ Loss,
■ Non-Conf, S Site,
■ Home
■ Away
N Neutral

Davidson

Through Games Of Feb. 12, 2020

Average RPI Win:	208	WON-LOST	WINNING	LAST 10	STRENGTH OF	OPP. STRENGTH	TEAM	ADJ.	CONF.	ADJ CONF.
Average RPI Loss:	111	RECORD	PCT. RANK	GAMES	SCHEDULE	OF SCHEDULE	RPI	RPI	RPI	RPI
DIV. I ONLY	12- 10	146	6-4	151	122	122	122	12	12	
DIV. I NON-CONF.	6- 6	164	0	205	161	137	137	12	12	
TOTALS	RPI 1-25	RPI 26-50	W-L RECORDS	RPI 51-100	RPI 101-150	RPI 150+				
12- 10	0- 0	0- 2	OVERALL	1- 3	1- 2	10- 3				
5- 3	0- 0	0- 0	HOME	0- 2	1- 0	4- 1				
6- 7	0- 0	0- 2	AWAY	1- 1	0- 2	5- 2				
1- 0	0- 0	0- 0	NEUTRAL	0- 0	0- 0	1- 0				
6- 6	0- 0	0- 2	NON-CONFERENCE	0- 2	0- 1	6- 1				
2- 1	0- 0	0- 0	HOME	0- 1	0- 0	2- 0				
3- 5	0- 0	0- 2	AWAY	0- 1	0- 1	3- 1				
1- 0	0- 0	0- 0	NEUTRAL	0- 0	0- 0	1- 0				
6- 4	0- 0	0- 0	CONFERENCE	1- 1	1- 1	4- 2				
3- 2	0- 0	0- 0	HOME	0- 1	1- 0	2- 1				
3- 2	0- 0	0- 0	AWAY	1- 0	0- 1	2- 1				
0- 0	0- 0	0- 0	NEUTRAL	0- 0	0- 0	0- 0				

RPI S	Opponent	Score	RPI S	Opponent	Score	RPI S	Opponent	Score	RPI S	Opponent	Score	Team's RPI: 122
33	A Virginia Tech	68 88	54	A Drexel	63 74	101	H Fordham	74 62				
36	A Duke	52 82	59	H Dayton	49 55	116	A Richmond	57 69				
			78	H Charlotte	64 75	135	A Florida	50 55				
			96	A Saint Louis	65 58	151	H Massachusetts	62 70				
						153	H George Washington	62 55				
						163	A Columbia	60 63				
						176	A Rhode Island	77 70				
						176	H Rhode Island	79 67				
						194	A High Point	73 63				
						221	A UMKC	74 64				
						228	A George Mason	76 69				
						240	H Georgetown	66 52				
						268	A ETSU	75 60				
						285	A St. Bonaventure	56 68				
						303	N UC Irvine	78 72				
						337	H Western Caro.	101 51				
LAST 10 Division I												
285	A St. Bonaventure	56 68	153	H George Washington	62 55							
59	H Dayton	49 55	228	A George Mason	76 69							
151	H Massachusetts	62 70	176	H Rhode Island	79 67							
176	A Rhode Island	77 70	101	H Fordham	74 62							
116	A Richmond	57 69	96	A Saint Louis	65 58							

Non-Div I Games: Newberry 75 46

Davidson

■ Loss,
 ■ Non-Conf,
 ■ S Site,
 ■ H Home
 ■ A Away
 N Neutral

Average RPI Win:	184	WON-LOST	WINNING	LAST 10	STRENGTH OF	OPP. STRENGTH	TEAM	ADJ.	CONF.	ADJ CONF.
Average RPI Loss:	57	RECORD	PCT. RANK	GAMES	SCHEDULE	OF SCHEDULE	RPI	RPI	RPI	RPI
DIV. I ONLY	18- 7	56	10-0	119	71	59	59	12	12	
DIV. I NON-CONF.	7- 7	164	0	148	11	139	139	12	12	
TOTALS	RPI 1-25	RPI 26-50	W-L RECORDS	RPI 51-100	RPI 101-150	RPI 150+				
18- 7	0- 4	0- 0	OVERALL	1- 0	5- 3	12- 0				
8- 2	0- 2	0- 0	HOME	1- 0	2- 0	5- 0				
8- 2	0- 1	0- 0	AWAY	0- 0	3- 1	5- 0				
2- 3	0- 1	0- 0	NEUTRAL	0- 0	0- 2	2- 0				
7- 7	0- 4	0- 0	NON-CONFERENCE	0- 0	1- 3	6- 0				
3- 2	0- 2	0- 0	HOME	0- 0	0- 0	3- 0				
2- 2	0- 1	0- 0	AWAY	0- 0	1- 1	1- 0				
2- 3	0- 1	0- 0	NEUTRAL	0- 0	0- 2	2- 0				
11- 0	0- 0	0- 0	CONFERENCE	1- 0	4- 0	6- 0				
5- 0	0- 0	0- 0	HOME	1- 0	2- 0	2- 0				
6- 0	0- 0	0- 0	AWAY	0- 0	2- 0	4- 0				
0- 0	0- 0	0- 0	NEUTRAL	0- 0	0- 0	0- 0				

RPI	S	Opponent	Score
1	H	South Carolina	49 75
7	H	UConn	37 75
11	N	Gonzaga	65 76
17	A	Central Mich.	80 81

RPI	S	Opponent	Score

RPI	S	Opponent	Score
96	H	Saint Louis	48 47

RPI	S	Opponent	Score
101	H	Fordham	48 44
109	H	Duquesne	54 41
115	N	Wake Forest	59 78
116	A	Richmond	65 51
119	A	Buffalo	59 67
122	A	Davidson	55 49
127	N	Auburn	74 76
144	A	Northeastern	71 60
151	A	Massachusetts	52 51
152	A	Toledo	60 42
153	A	George Washington	66 50
176	H	Rhode Island	71 60
198	A	La Salle	98 58
215	N	Maine	78 49
218	A	Saint Joseph's	59 44
228	H	George Mason	59 55
249	H	Morehead St.	58 41
274	H	Lipscomb	82 60
275	N	East Carolina	94 68
342	H	Coppin St.	78 48

LAST 10 Division I

151	A	Massachusetts	52 51
176	H	Rhode Island	71 60
122	A	Davidson	55 49
218	A	Saint Joseph's	59 44
101	H	Fordham	48 44

153	A	George Washington	66 50
96	H	Saint Louis	48 47
109	H	Duquesne	54 41
116	A	Richmond	65 51
228	H	George Mason	59 55

Non-Div I Games:

Dayton

■ Loss,
 ■ Non-Conf,
 S Site,
 ■ Home
 ■ Away
 N Neutral

Average RPI Win:	128	WON-LOST	WINNING	LAST 10	STRENGTH OF	OPP. STRENGTH	TEAM	ADJ.	CONF.	ADJ CONF.
Average RPI Loss:	18	RECORD	PCT. RANK	GAMES	SCHEDULE	OF SCHEDULE	RPI	RPI	RPI	RPI
DIV. I ONLY	22- 3	11	9-1	50	48	19	19	6	6	
DIV. I NON-CONF.	10- 2	29	0	53	33	15	15	6	6	
TOTALS	RPI 1-25	RPI 26-50	W-L RECORDS	RPI 51-100	RPI 101-150	RPI 150+				
22- 3	1- 2	2- 1	OVERALL	8- 0	5- 0	6- 0				
12- 2	0- 1	1- 1	HOME	5- 0	1- 0	5- 0				
10- 1	1- 1	1- 0	AWAY	3- 0	4- 0	1- 0				
0- 0	0- 0	0- 0	NEUTRAL	0- 0	0- 0	0- 0				
10- 2	1- 2	0- 0	NON-CONFERENCE	2- 0	3- 0	4- 0				
6- 1	0- 1	0- 0	HOME	2- 0	0- 0	4- 0				
4- 1	1- 1	0- 0	AWAY	0- 0	3- 0	0- 0				
0- 0	0- 0	0- 0	NEUTRAL	0- 0	0- 0	0- 0				
12- 1	0- 0	2- 1	CONFERENCE	6- 0	2- 0	2- 0				
6- 1	0- 0	1- 1	HOME	3- 0	1- 0	1- 0				
6- 0	0- 0	1- 0	AWAY	3- 0	1- 0	1- 0				
0- 0	0- 0	0- 0	NEUTRAL	0- 0	0- 0	0- 0				

RPI 1-25				Team's RPI: 19				RPI 26-50				RPI 51-100				RPI 101+			
RPI	S	Opponent	Score	RPI	S	Opponent	Score	RPI	S	Opponent	Score	RPI	S	Opponent	Score	RPI	S	Opponent	Score
7	H	UConn	74 84	34	H	Marquette	89 71	54	H	Drexel	81 57	104	A	Notre Dame	105 94				
13	A	Oregon St.	77 98	35	A	Creighton	74 71	63	A	St. John's (NY)	71 65	134	A	Loyola Chicago	83 76				
16	A	Northwestern	70 68	35	H	Creighton	61 63	63	H	St. John's (NY)	74 69	138	A	Green Bay	76 65				
								69	A	Seton Hall	86 76	143	A	Providence	80 67				
								69	H	Seton Hall	85 68	143	H	Providence	93 71				
								75	H	Miami (FL)	89 83	181	H	Miami (OH)	98 79				
								93	A	Butler	80 65	234	H	Milwaukee	94 65				
								95	H	Villanova	85 69	237	H	Arkansas St.	109 64				
												240	H	Georgetown	92 66				
												263	A	Xavier	91 68				
												323	H	Alabama St.	105 76				
LAST 10 Division I																			
				69	A	Seton Hall	86 76	95	H	Villanova	85 69								
				63	A	St. John's (NY)	71 65	93	A	Butler	80 65								
				143	H	Providence	93 71	263	A	Xavier	91 68								
				35	H	Creighton	61 63	63	H	St. John's (NY)	74 69								
				240	H	Georgetown	92 66	69	H	Seton Hall	85 68								

Non-Div I Games:

DePaul

Delaware

Through Games Of Feb. 12, 2020

Average RPI Win:	211	WON-LOST	WINNING	LAST 10	STRENGTH OF	OPP. STRENGTH	TEAM	ADJ.	CONF.	ADJ CONF.
Average RPI Loss:	143	RECORD	PCT. RANK	GAMES	SCHEDULE	OF SCHEDULE	RPI	RPI	RPI	RPI
DIV. I ONLY	9- 13	232	5-5	156	130	188	188	14	14	
DIV. I NON-CONF.	4- 7	225	0	110	148	174	174	13	13	
TOTALS	RPI 1-25	RPI 26-50	W-L RECORDS	RPI 51-100	RPI 101-150	RPI 150+				
9- 13	0- 1	0- 2	OVERALL	0- 2	3- 2	6- 6				
3- 5	0- 0	0- 1	HOME	0- 0	0- 1	3- 3				
5- 8	0- 1	0- 1	AWAY	0- 2	3- 1	2- 3				
1- 0	0- 0	0- 0	NEUTRAL	0- 0	0- 0	1- 0				
4- 7	0- 1	0- 1	NON-CONFERENCE	0- 1	1- 0	3- 4				
1- 3	0- 0	0- 0	HOME	0- 0	0- 0	1- 3				
2- 4	0- 1	0- 1	AWAY	0- 1	1- 0	1- 1				
1- 0	0- 0	0- 0	NEUTRAL	0- 0	0- 0	1- 0				
5- 6	0- 0	0- 1	CONFERENCE	0- 1	2- 2	3- 2				
2- 2	0- 0	0- 1	HOME	0- 0	0- 1	2- 0				
3- 4	0- 0	0- 0	AWAY	0- 1	2- 1	1- 2				
0- 0	0- 0	0- 0	NEUTRAL	0- 0	0- 0	0- 0				

RPI S	Opponent	Score	RPI S	Opponent	Score	RPI S	Opponent	Score	RPI S	Opponent	Score	Team's RPI: 188
3	A Maryland	55 99	44	H James Madison	39 60	54	A Drexel	59 63	126	A William & Mary	58 68	
			50	A UCF	49 75	78	A Charlotte	57 61	139	A Elon	65 56	
									141	A Robert Morris	73 62	
									144	A Northeastern	81 69	
									144	H Northeastern	62 72	
									153	H George Washington	49 63	
									183	H Towson	69 62	
									203	N Santa Clara	81 80	
									214	A Gardner-Webb	65 67	
									215	H Maine	56 69	
									228	H George Mason	63 44	
									232	A Cal St. Fullerton	72 55	
									258	A Col. of Charleston	73 84	
									261	H Delaware St.	64 67	
									264	A UNCW	65 71	
									316	A Hofstra	77 67	
									316	H Hofstra	80 59	
LAST 10 Division I												
316	A Hofstra	77 67	126	A William & Mary	58 68							
144	A Northeastern	81 69	54	A Drexel	59 63							
183	H Towson	69 62	144	H Northeastern	62 72							
44	H James Madison	39 60	316	H Hofstra	80 59							
139	A Elon	65 56	258	A Col. of Charleston	73 84							

Non-Div I Games:

Delaware

Loss, Non-Conf, S Site, H Home A Away N Neutral

Average RPI Win:	303	WON-LOST	WINNING	LAST 10	STRENGTH OF	OPP. STRENGTH	TEAM	ADJ.	CONF.	ADJ CONF.
Average RPI Loss:	142	RECORD	PCT. RANK	GAMES	SCHEDULE	OF SCHEDULE	RPI	RPI	RPI	RPI
DIV. I ONLY	8- 12	239	6-4	194	346	261	261	29	29	
DIV. I NON-CONF.	2- 9	304	0-1	58	333	256	256	29	29	
TOTALS	RPI 1-25	RPI 26-50	W-L RECORDS	RPI 51-100	RPI 101-150	RPI 150+				
8- 12	0- 0	0- 1	OVERALL	0- 1	0- 6	8- 4				
5- 7	0- 0	0- 0	HOME	0- 0	0- 5	5- 2				
3- 5	0- 0	0- 1	AWAY	0- 1	0- 1	3- 2				
0- 0	0- 0	0- 0	NEUTRAL	0- 0	0- 0	0- 0				
2- 9	0- 0	0- 1	NON-CONFERENCE	0- 1	0- 4	2- 3				
1- 6	0- 0	0- 0	HOME	0- 0	0- 4	1- 2				
1- 3	0- 0	0- 1	AWAY	0- 1	0- 0	1- 1				
0- 0	0- 0	0- 0	NEUTRAL	0- 0	0- 0	0- 0				
6- 3	0- 0	0- 0	CONFERENCE	0- 0	0- 2	6- 1				
4- 1	0- 0	0- 0	HOME	0- 0	0- 1	4- 0				
2- 2	0- 0	0- 0	AWAY	0- 0	0- 1	2- 1				
0- 0	0- 0	0- 0	NEUTRAL	0- 0	0- 0	0- 0				

RPI S	Opponent	Score	RPI S	Opponent	Score	RPI S	Opponent	Score	RPI S	Opponent	Score	Team's RPI: 261
44	A James Madison	64 83	77	A Boston College	69 109	107	H Rider	69 71	125	H Lehigh	38 68	
						126	H William & Mary	52 73	140	A N.C. A&T	53 58	
						140	H N.C. A&T	45 69	142	H Cornell	51 77	
						170	A Norfolk St.	57 65	179	H Binghamton	66 75	
						188	A Delaware	67 64	191	H Cleveland St.	49 57	
						256	H Morgan St.	69 61	259	A Longwood	62 78	
						320	H UMES	72 58	321	A N.C. Central	64 60	
						321	H N.C. Central	64 54	327	H Saint Peter's	89 66	
						342	H Coppin St.	72 55	348	A South Carolina St.	76 64	
LAST 10 Division I												
348	A South Carolina St.	76 64	321	A N.C. Central	64 60							
170	A Norfolk St.	57 65	140	H N.C. A&T	45 69							
320	H UMES	72 58	321	H N.C. Central	64 54							
342	H Coppin St.	72 55	256	H Morgan St.	69 61							
140	A N.C. A&T	53 58	107	H Rider	69 71							

Non-Div I Games: Post 67 41 Georgian Court 69 48

Delaware St.

Loss, Non-Conf, S Site, H Home A Away N Neutral

Denver

Average RPI Win: **260**
Average RPI Loss: **183**

WON-LOST
RECORD

WINNING
PCT. RANK

LAST 10
GAMES

Through Games Of Feb. 12, 2020

STRENGTH OF
SCHEDULE

OPP. STRENGTH
OF SCHEDULE

TEAM
RPI

ADJ.
RPI

CONF.
RPI

ADJ CONF.
RPI

DIV. I ONLY	9- 14	242	3-7	250	294	294	294	19	19
DIV. I NON-CONF.	5- 7	205	0	273	327	301	301	18	18
TOTALS	RPI 1-25	RPI 26-50	W-L RECORDS	RPI 51-100	RPI 101-150	RPI 150+			
9- 14	0- 0	0- 2	OVERALL	0- 2	0- 0	9- 10			
8- 5	0- 0	0- 1	HOME	0- 1	0- 0	8- 3			
1- 7	0- 0	0- 1	AWAY	0- 1	0- 0	1- 5			
0- 2	0- 0	0- 0	NEUTRAL	0- 0	0- 0	0- 2			
5- 7	0- 0	0- 0	NON-CONFERENCE	0- 1	0- 0	5- 6			
5- 2	0- 0	0- 0	HOME	0- 0	0- 0	5- 2			
0- 3	0- 0	0- 0	AWAY	0- 1	0- 0	0- 2			
0- 2	0- 0	0- 0	NEUTRAL	0- 0	0- 0	0- 2			
4- 7	0- 0	0- 2	CONFERENCE	0- 1	0- 0	4- 4			
3- 3	0- 0	0- 1	HOME	0- 1	0- 0	3- 1			
1- 4	0- 0	0- 1	AWAY	0- 0	0- 0	1- 3			
0- 0	0- 0	0- 0	NEUTRAL	0- 0	0- 0	0- 0			

RPI S	Opponent	Score	RPI S	Opponent	Score	RPI S	Opponent	Score	RPI S	Opponent	Score	Team's RPI: 294
40	A South Dakota	61 104	40	H South Dakota	60 92	64	H South Dakota St.	79 86	164	N Western Mich.	70 79	
						66	A Colorado	70 96	168	H Southern Utah	81 73	
									201	N Akron	72 88	
									204	H Wyoming	71 57	
									209	A Oral Roberts	72 84	
									210	A Western Ill.	75 82	
									212	A North Dakota	91 81	
									212	H North Dakota	82 90	
									213	H Northern Colo.	74 55	
									221	A UMKC	79 83	
									248	A Lamar University	59 71	
									269	H Alabama A&M	83 86	
									292	A North Dakota St.	80 85	
									292	H North Dakota St.	91 82	
									303	H UC Irvine	83 75	
									304	H Omaha	66 60	
									312	H Cal Poly	96 66	
									322	H New Mexico St.	75 78	
									329	H Purdue Fort Wayne	83 57	
LAST 10 Division I												
329	H Purdue Fort Wayne	83 57	304	H Omaha	66 60							
40	H South Dakota	60 92	210	A Western Ill.	75 82							
209	A Oral Roberts	72 84	64	H South Dakota St.	79 86							
292	A North Dakota St.	80 85	40	A South Dakota	61 104							
212	A North Dakota	91 81	212	H North Dakota	82 90							

Non-Div I Games: Colo. Christian 89 49

Denver

Loss, Non-Conf, S Site, H Home A Away N Neutral

Detroit Mercy

Through Games Of Feb. 12, 2020

Average RPI Win:	291	WON-LOST	WINNING	LAST 10	STRENGTH OF	OPP. STRENGTH	TEAM	ADJ.	CONF.	ADJ CONF.
Average RPI Loss:	176	RECORD	PCT. RANK	GAMES	SCHEDULE	OF SCHEDULE	RPI	RPI	RPI	RPI
DIV. I ONLY	3- 20	336	2-8	220	280	331	331	22	22	
DIV. I NON-CONF.	0- 11	338	0	165	255	330	330	20	20	
TOTALS	RPI 1-25	RPI 26-50	W-L RECORDS	RPI 51-100	RPI 101-150	RPI 150+				
3- 20	0- 0	0- 0	OVERALL	0- 4	0- 2	3- 14				
2- 10	0- 0	0- 0	HOME	0- 1	0- 2	2- 7				
1- 8	0- 0	0- 0	AWAY	0- 3	0- 0	1- 5				
0- 2	0- 0	0- 0	NEUTRAL	0- 0	0- 0	0- 2				
0- 11	0- 0	0- 0	NON-CONFERENCE	0- 2	0- 1	0- 8				
0- 5	0- 0	0- 0	HOME	0- 0	0- 1	0- 4				
0- 4	0- 0	0- 0	AWAY	0- 2	0- 0	0- 2				
0- 2	0- 0	0- 0	NEUTRAL	0- 0	0- 0	0- 2				
3- 9	0- 0	0- 0	CONFERENCE	0- 2	0- 1	3- 6				
2- 5	0- 0	0- 0	HOME	0- 1	0- 1	2- 3				
1- 4	0- 0	0- 0	AWAY	0- 1	0- 0	1- 3				
0- 0	0- 0	0- 0	NEUTRAL	0- 0	0- 0	0- 0				

RPI S	Opponent	Score	RPI S	Opponent	Score	RPI S	Opponent	Score	RPI S	Opponent	Score	Team's RPI: 331
						53	A IUPUI	45 82	134	H Loyola Chicago	60 89	
						53	H IUPUI	54 95	138	H Green Bay	48 65	
						93	A Butler	60 82	152	H Toledo	64 82	
						97	A Michigan St.	52 110	156	A Wright St.	61 67	
									160	H Eastern Mich.	70 84	
									162	N Tennessee Tech	47 69	
									164	A Western Mich.	67 82	
									185	H Valparaiso	58 77	
									191	H Cleveland St.	70 59	
									201	H Akron	60 81	
									202	A Northern Ky.	60 72	
									228	A George Mason	62 75	
									234	H Milwaukee	48 63	
									247	H Youngstown St.	47 62	
									282	A Oakland	60 65	
									282	H Oakland	57 71	
									301	N Sacred Heart	60 66	
									341	A UIC	70 62	
									341	H UIC	58 52	
LAST 10 Division I												
			341	H UIC	58 52		247	H Youngstown St.	47 62			
			53	H IUPUI	54 95		191	H Cleveland St.	70 59			
			282	A Oakland	60 65		138	H Green Bay	48 65			
			202	A Northern Ky.	60 72		234	H Milwaukee	48 63			
			156	A Wright St.	61 67		53	A IUPUI	45 82			

Non-Div I Games:

Detroit Mercy

Loss, Non-Conf, S Site, H Home A Away N Neutral

Drake

Through Games Of Feb. 12, 2020

Average RPI Win:	139	WON-LOST	WINNING	LAST 10	STRENGTH OF	OPP. STRENGTH	TEAM	ADJ.	CONF.	ADJ CONF.
Average RPI Loss:	26	RECORD	PCT. RANK	GAMES	SCHEDULE	OF SCHEDULE	RPI	RPI	RPI	RPI
DIV. I ONLY	15- 7	65	7-3	25	40	29	29	7	7	
DIV. I NON-CONF.	7- 4	100	0	35	4	31	31	7	7	
TOTALS	RPI 1-25	RPI 26-50	W-L RECORDS	RPI 51-100	RPI 101-150	RPI 150+				
15- 7	0- 3	3- 4	OVERALL	4- 0	2- 0	6- 0				
10- 1	0- 1	3- 0	HOME	2- 0	1- 0	4- 0				
3- 5	0- 2	0- 3	AWAY	2- 0	0- 0	1- 0				
2- 1	0- 0	0- 1	NEUTRAL	0- 0	1- 0	1- 0				
7- 4	0- 1	2- 3	NON-CONFERENCE	1- 0	1- 0	3- 0				
4- 0	0- 0	2- 0	HOME	1- 0	0- 0	1- 0				
1- 3	0- 1	0- 2	AWAY	0- 0	0- 0	1- 0				
2- 1	0- 0	0- 1	NEUTRAL	0- 0	1- 0	1- 0				
8- 3	0- 2	1- 1	CONFERENCE	3- 0	1- 0	3- 0				
6- 1	0- 1	1- 0	HOME	1- 0	1- 0	3- 0				
2- 2	0- 1	0- 1	AWAY	2- 0	0- 0	0- 0				
0- 0	0- 0	0- 0	NEUTRAL	0- 0	0- 0	0- 0				

RPI 1-25				RPI 26-50				Team's RPI: 29				RPI 51-100				RPI 101+			
RPI	S	Opponent	Score	RPI	S	Opponent	Score	RPI	S	Opponent	Score	RPI	S	Opponent	Score	RPI	S	Opponent	Score
4	A	Missouri St.	67 69	35	H	Creighton	63 53	64	H	South Dakota St.	74 67	127	N	Auburn	83 82				
4	H	Missouri St.	83 89	39	N	Purdue	47 67	79	A	Illinois St.	69 67	134	H	Loyola Chicago	80 52				
8	A	Iowa	67 79	40	A	South Dakota	94 102	83	A	Southern Ill.	73 65	169	A	Northern Ill.	73 49				
				42	H	Iowa St.	86 81	83	H	Southern Ill.	91 76	185	H	Valparaiso	87 66				
				43	A	Bradley	76 77					210	H	Western Ill.	94 75				
				45	A	Oklahoma	84 93					215	N	Maine	94 62				
				48	H	UNI	104 87					284	H	Indiana St.	105 65				
												328	H	Evansville	108 44				
LAST 10 Division I																			
				4	H	Missouri St.	83 89	79	A	Illinois St.	69 67								
				83	H	Southern Ill.	91 76	328	H	Evansville	108 44								
				134	H	Loyola Chicago	80 52	284	H	Indiana St.	105 65								
				185	H	Valparaiso	87 66	83	A	Southern Ill.	73 65								
				43	A	Bradley	76 77	4	A	Missouri St.	67 69								

Non-Div I Games: Waldorf 103 18

Drake

Loss, Non-Conf, S Site, H Home A Away N Neutral

D
r
e
x
e
l

Drexel				Through Games Of Feb. 12, 2020						
Average RPI Win:	177	WON-LOST	WINNING	LAST 10	STRENGTH OF	OPP. STRENGTH	TEAM	ADJ.	CONF.	ADJ CONF.
Average RPI Loss:	110	RECORD	PCT. RANK	GAMES	SCHEDULE	OF SCHEDULE	RPI	RPI	RPI	RPI
DIV. I ONLY	17- 6	45	10-0	126	115	54	54	14	14	
DIV. I NON-CONF.	7- 5	131	0	64	96	80	80	13	13	

TOTALS	RPI 1-25	RPI 26-50		W-L RECORDS	RPI 51-100		RPI 101-150		RPI 150+	
17- 6	0- 1	1- 0		OVERALL	1- 2		6- 2		9- 1	
10- 1	0- 0	1- 0		HOME	1- 0		3- 1		5- 0	
7- 4	0- 1	0- 0		AWAY	0- 2		3- 0		4- 1	
0- 1	0- 0	0- 0		NEUTRAL	0- 0		0- 1		0- 0	
7- 5	0- 1	0- 0		NON-CONFERENCE	1- 2		2- 2		4- 0	
5- 1	0- 0	0- 0		HOME	1- 0		2- 1		2- 0	
2- 3	0- 1	0- 0		AWAY	0- 2		0- 0		2- 0	
0- 1	0- 0	0- 0		NEUTRAL	0- 0		0- 1		0- 0	
10- 1	0- 0	1- 0		CONFERENCE	0- 0		4- 0		5- 1	
5- 0	0- 0	1- 0		HOME	0- 0		1- 0		3- 0	
5- 1	0- 0	0- 0		AWAY	0- 0		3- 0		2- 1	
0- 0	0- 0	0- 0		NEUTRAL	0- 0		0- 0		0- 0	

RPI 1-25				RPI 26-50				RPI 51-100 Team's RPI: 54				RPI 101+			
RPI	S	Opponent	Score	RPI	S	Opponent	Score	RPI	S	Opponent	Score	RPI	S	Opponent	Score
19	A	DePaul	57 81	44	H	James Madison	70 48	73	A	Bucknell	49 60	106	H	Pacific	51 58
								86	A	Penn	49 53	116	H	Richmond	58 52
								95	H	Villanova	54 52	119	N	Buffalo	59 63
												122	H	Davidson	74 63
												126	A	William & Mary	61 54
												139	A	Elon	55 53
												144	A	Northeastern	67 51
												144	H	Northeastern	50 41
												178	A	Quinnipiac	66 62
												183	H	Towson	59 50
												188	H	Delaware	63 59
												198	H	La Salle	69 31
												215	H	Maine	70 57
												218	A	Saint Joseph's	62 52
												258	A	Col. of Charleston	59 73
												264	A	UNCW	73 72
												316	A	Hofstra	45 32
												316	H	Hofstra	74 54

LAST 10 Division I															
144	A	Northeastern	67 51	139	A	Elon	55 53								
316	A	Hofstra	45 32	188	H	Delaware	63 59								
44	H	James Madison	70 48	316	H	Hofstra	74 54								
183	H	Towson	59 50	144	H	Northeastern	50 41								
126	A	William & Mary	61 54	264	A	UNCW	73 72								

Non-Div I Games:

Drexel

D
r
e
x
e
l

Average RPI Win:	107	WON-LOST	WINNING	LAST 10	STRENGTH OF	OPP. STRENGTH	TEAM	ADJ.	CONF.	ADJ CONF.
Average RPI Loss:	52	RECORD	PCT. RANK	GAMES	SCHEDULE	OF SCHEDULE	RPI	RPI	RPI	RPI
DIV. I ONLY	13- 10	132	6-4	4	36	36	36	5	5	
DIV. I NON-CONF.	6- 5	151	0	2	55	21	21	3	3	
TOTALS	RPI 1-25	RPI 26-50	W-L RECORDS	RPI 51-100	RPI 101-150	RPI 150+				
13- 10	0- 6	1- 0	OVERALL	7- 2	2- 1	3- 1				
10- 3	0- 2	1- 0	HOME	5- 0	2- 1	2- 0				
3- 7	0- 4	0- 0	AWAY	2- 2	0- 0	1- 1				
0- 0	0- 0	0- 0	NEUTRAL	0- 0	0- 0	0- 0				
6- 5	0- 4	0- 0	NON-CONFERENCE	2- 1	1- 0	3- 0				
5- 1	0- 1	0- 0	HOME	2- 0	1- 0	2- 0				
1- 4	0- 3	0- 0	AWAY	0- 1	0- 0	1- 0				
0- 0	0- 0	0- 0	NEUTRAL	0- 0	0- 0	0- 0				
7- 5	0- 2	1- 0	CONFERENCE	5- 1	1- 1	0- 1				
5- 2	0- 1	1- 0	HOME	3- 0	1- 1	0- 0				
2- 3	0- 1	0- 0	AWAY	2- 1	0- 0	0- 1				
0- 0	0- 0	0- 0	NEUTRAL	0- 0	0- 0	0- 0				

RPI 1-25				RPI 26-50				RPI 51-100				RPI 101+			
RPI	S	Opponent	Score	RPI	S	Opponent	Score	RPI	S	Opponent	Score	RPI	S	Opponent	Score
1	A	South Carolina	46 89	33	H	Virginia Tech	72 67	51	A	Virginia	63 66	104	H	Notre Dame	50 47
12	A	Louisville	55 60					57	H	Troy	99 85	115	H	Wake Forest	58 60
14	H	NC State	60 63					74	A	Nebraska	79 83	122	H	Davidson	82 52
16	H	Northwestern	42 63					75	A	Miami (FL)	74 55	184	A	UNLV	57 45
18	A	Texas A&M	58 79					77	H	Boston College	85 73	194	H	High Point	93 57
25	A	FGCU	56 78					81	H	North Carolina	71 61	195	A	Clemson	58 62
								86	H	Penn	66 50	197	H	Idaho St.	85 66
								87	H	Georgia Tech	58 46				
								88	A	Syracuse	88 58				
LAST 10 Division I															
75	A	Miami (FL)	74 55	195	A	Clemson	58 62								
81	H	North Carolina	71 61	104	H	Notre Dame	50 47								
14	H	NC State	60 63	33	H	Virginia Tech	72 67								
87	H	Georgia Tech	58 46	51	A	Virginia	63 66								
88	A	Syracuse	88 58	12	A	Louisville	55 60								

Non-Div I Games:

Duke

■ Loss,
■ Non-Conf, S Site,
■ Home
■ Away
N Neutral

Average RPI Win: 219	WON-LOST	WINNING	LAST 10	STRENGTH OF	OPP. STRENGTH	TEAM	ADJ.	CONF.	ADJ CONF.
Average RPI Loss: 100	RECORD	PCT. RANK	GAMES	SCHEDULE	OF SCHEDULE	RPI	RPI	RPI	RPI
DIV. I ONLY	16- 8	72	6-4	255	105	109	109	12	12
DIV. I NON-CONF.	10- 3	57	0	277	135	98	98	12	12
TOTALS	RPI 1-25	RPI 26-50	W-L RECORDS	RPI 51-100	RPI 101-150	RPI 150+			
16- 8	0- 0	0- 1	OVERALL	0- 3	2- 2	14- 2			
8- 2	0- 0	0- 0	HOME	0- 0	0- 1	8- 1			
8- 6	0- 0	0- 1	AWAY	0- 3	2- 1	6- 1			
0- 0	0- 0	0- 0	NEUTRAL	0- 0	0- 0	0- 0			
10- 3	0- 0	0- 1	NON-CONFERENCE	0- 1	1- 1	9- 0			
4- 1	0- 0	0- 0	HOME	0- 0	0- 1	4- 0			
6- 2	0- 0	0- 1	AWAY	0- 1	1- 0	5- 0			
0- 0	0- 0	0- 0	NEUTRAL	0- 0	0- 0	0- 0			
6- 5	0- 0	0- 0	CONFERENCE	0- 2	1- 1	5- 2			
4- 1	0- 0	0- 0	HOME	0- 0	0- 0	4- 1			
2- 4	0- 0	0- 0	AWAY	0- 2	1- 1	1- 1			
0- 0	0- 0	0- 0	NEUTRAL	0- 0	0- 0	0- 0			

RPI S	Opponent	Score	RPI S	Opponent	Score	RPI S	Opponent	Score	RPI S	Opponent	Score	Team's RPI: 109
46	A Oklahoma St.	41 84	59	A Dayton	41 54	104	H Kent St.	75 77				
			76	A Temple	72 85	116	A Richmond	64 67				
			96	A Saint Louis	50 53	117	A VCU	79 76				
						142	A Cornell	72 62				
						151	H Massachusetts	77 81				
						152	H Toledo	79 74				
						153	A George Washington	60 65				
						170	A Lafayette	73 65				
						198	H La Salle	82 56				
						201	A Akron	88 63				
						218	A Saint Joseph's	58 51				
						218	H Saint Joseph's	53 42				
						227	H Kennesaw St.	75 72				
						228	H George Mason	84 63				
						230	A Manhattan	76 65				
						245	A Iona	76 74				
						253	H Saint Francis (PA)	72 69				
						279	A Pittsburgh	81 62				
						285	H St. Bonaventure	58 39				
						344	H Central Conn. St.	72 33				
LAST 10 Division I												
116	A Richmond	64 67	228	H George Mason	84 63							
218	H Saint Joseph's	53 42	218	A Saint Joseph's	58 51							
117	A VCU	79 76	59	A Dayton	41 54							
285	H St. Bonaventure	58 39	198	H La Salle	82 56							
96	A Saint Louis	50 53	153	A George Washington	60 65							

Non-Div I Games:

Duquesne

■ Loss,
 ■ Non-Conf,
 ■ S Site,
 ■ H Home
 ■ A Away
 N Neutral

Average RPI Win: 242	WON-LOST	WINNING	LAST 10	STRENGTH OF	OPP. STRENGTH	TEAM	ADJ.	CONF.	ADJ CONF.
Average RPI Loss: 162	RECORD	PCT. RANK	GAMES	SCHEDULE	OF SCHEDULE	RPI	RPI	RPI	RPI
DIV. I ONLY	7- 16	280	3-7	175	267	268	268	26	26
DIV. I NON-CONF.	4- 10	259	0-1	72	259	213	213	21	21
TOTALS	RPI 1-25	RPI 26-50	W-L RECORDS	RPI 51-100	RPI 101-150	RPI 150+			
7- 16	0- 0	0- 1	OVERALL	1- 2	1- 5	5- 8			
3- 9	0- 0	0- 1	HOME	0- 0	1- 2	2- 6			
4- 7	0- 0	0- 0	AWAY	1- 2	0- 3	3- 2			
0- 0	0- 0	0- 0	NEUTRAL	0- 0	0- 0	0- 0			
4- 10	0- 0	0- 1	NON-CONFERENCE	1- 2	1- 3	2- 4			
2- 5	0- 0	0- 1	HOME	0- 0	1- 1	1- 3			
2- 5	0- 0	0- 0	AWAY	1- 2	0- 2	1- 1			
0- 0	0- 0	0- 0	NEUTRAL	0- 0	0- 0	0- 0			
3- 6	0- 0	0- 0	CONFERENCE	0- 0	0- 2	3- 4			
1- 4	0- 0	0- 0	HOME	0- 0	0- 1	1- 3			
2- 2	0- 0	0- 0	AWAY	0- 0	0- 1	2- 1			
0- 0	0- 0	0- 0	NEUTRAL	0- 0	0- 0	0- 0			

RPI S	Opponent	Score	RPI S	Opponent	Score	RPI S	Opponent	Score	RPI S	Opponent	Score	Team's RPI: 268
49	H Tennessee	68 72	57	A Troy	61 79	115	H Wake Forest	67 60				
			87	A Georgia Tech	48 87	122	H Davidson	60 75				
			100	A Liberty	63 62	140	A N.C. A&T	69 80				
						142	A Cornell	43 71				
						149	A UNC Greensboro	47 63				
						149	H UNC Greensboro	45 65				
						173	A Samford	34 68				
						189	H Furman	62 81				
						191	H Cleveland St.	54 62				
						194	A High Point	62 80				
						217	H Radford	43 67				
						229	H Chattanooga	82 91				
						233	H UNC Asheville	54 72				
						235	H South Alabama	65 60				
						250	A Appalachian St.	67 61				
						266	H Wofford	47 76				
						318	A Mercer	72 66				
						337	A Western Caro.	62 57				
						337	H Western Caro.	76 49				
LAST 10 Division I												
149	H UNC Greensboro	45 65	266	H Wofford	47 76							
337	H Western Caro.	76 49	189	H Furman	62 81							
229	H Chattanooga	82 91	337	A Western Caro.	62 57							
173	A Samford	34 68	149	A UNC Greensboro	47 63							
318	A Mercer	72 66	142	A Cornell	43 71							

Non-Div I Games: Converse 73 35

ETSU

East Carolina

Through Games Of Feb. 12, 2020

Average RPI Win:	247	WON-LOST	WINNING	LAST 10	STRENGTH OF	OPP. STRENGTH	TEAM	ADJ.	CONF.	ADJ CONF.
Average RPI Loss:	127	RECORD	PCT. RANK	GAMES	SCHEDULE	OF SCHEDULE	RPI	RPI	RPI	RPI
DIV. I ONLY	5- 18	314	2-8	107	117	275	275	9	9	
DIV. I NON-CONF.	3- 10	282	0	90	181	251	251	9	9	
TOTALS	RPI 1-25	RPI 26-50	W-L RECORDS	RPI 51-100	RPI 101-150	RPI 150+				
5- 18	0- 2	0- 1	OVERALL	0- 5	1- 3	4- 7				
4- 7	0- 1	0- 0	HOME	0- 2	1- 1	3- 3				
1- 9	0- 0	0- 1	AWAY	0- 2	0- 2	1- 4				
0- 2	0- 1	0- 0	NEUTRAL	0- 1	0- 0	0- 0				
3- 10	0- 1	0- 0	NON-CONFERENCE	0- 5	0- 3	3- 1				
2- 4	0- 0	0- 0	HOME	0- 2	0- 1	2- 1				
1- 4	0- 0	0- 0	AWAY	0- 2	0- 2	1- 0				
0- 2	0- 1	0- 0	NEUTRAL	0- 1	0- 0	0- 0				
2- 8	0- 1	0- 1	CONFERENCE	0- 0	1- 0	1- 6				
2- 3	0- 1	0- 0	HOME	0- 0	1- 0	1- 2				
0- 5	0- 0	0- 1	AWAY	0- 0	0- 0	0- 4				
0- 0	0- 0	0- 0	NEUTRAL	0- 0	0- 0	0- 0				

RPI S	Opponent	Score	RPI S	Opponent	Score	RPI S	Opponent	Score	RPI S	Opponent	Score	Team's RPI: 275
7	H UConn	42 98	50	A UCF	55 91	59	N Dayton	68 94	115	A Wake Forest	53 76	
16	N Northwestern	45 64				62	H Middle Tenn.	66 68	117	A VCU	40 53	
						78	H Charlotte	47 59	126	H William & Mary	68 78	
						80	A Georgia	50 67	148	H Memphis	71 65	
						100	A Liberty	66 81	166	A Wichita St.	55 57	
									166	H Wichita St.	53 61	
									175	A Houston	63 72	
									175	H Houston	53 50	
									231	A SMU	45 53	
									231	H SMU	47 55	
									244	A Tulsa	56 58	
									255	H Howard	51 67	
									259	A Longwood	64 61	
									320	H UMES	57 42	
									332	H USC Upstate	69 48	
LAST 10 Division I												
231	A SMU	45 53	244	A Tulsa	56 58							
175	H Houston	53 50	175	A Houston	63 72							
166	A Wichita St.	55 57	166	H Wichita St.	53 61							
148	H Memphis	71 65	231	H SMU	47 55							
7	H UConn	42 98	50	A UCF	55 91							

Non-Div I Games:

East Carolina

Loss, Non-Conf, S Site, H Home A Away N Neutral

Eastern Ill.

Through Games Of Feb. 12, 2020

Average RPI Win: 262	WON-LOST	WINNING	LAST 10	STRENGTH OF	OPP. STRENGTH	TEAM	ADJ.	CONF.	ADJ CONF.
Average RPI Loss: 165	RECORD	PCT. RANK	GAMES	SCHEDULE	OF SCHEDULE	RPI	RPI	RPI	RPI
DIV. I ONLY	13- 9	111	7-3	335	223	222	222	20	20
DIV. I NON-CONF.	5- 5	164	0	348	201	302	302	24	24
TOTALS	RPI 1-25	RPI 26-50	W-L RECORDS	RPI 51-100	RPI 101-150	RPI 150+			
13- 9	0- 0	0- 0	OVERALL	1- 1	0- 3	12- 5			
5- 5	0- 0	0- 0	HOME	1- 0	0- 2	4- 3			
7- 4	0- 0	0- 0	AWAY	0- 1	0- 1	7- 2			
1- 0	0- 0	0- 0	NEUTRAL	0- 0	0- 0	1- 0			
5- 5	0- 0	0- 0	NON-CONFERENCE	0- 0	0- 2	5- 3			
1- 3	0- 0	0- 0	HOME	0- 0	0- 1	1- 2			
3- 2	0- 0	0- 0	AWAY	0- 0	0- 1	3- 1			
1- 0	0- 0	0- 0	NEUTRAL	0- 0	0- 0	1- 0			
8- 4	0- 0	0- 0	CONFERENCE	1- 1	0- 1	7- 2			
4- 2	0- 0	0- 0	HOME	1- 0	0- 1	3- 1			
4- 2	0- 0	0- 0	AWAY	0- 1	0- 0	4- 1			
0- 0	0- 0	0- 0	NEUTRAL	0- 0	0- 0	0- 0			

RPI S	Opponent	Score	RPI S	Opponent	Score	RPI S	Opponent	Score	RPI S	Opponent	Score	Team's RPI: 222
						56	A Belmont	45 69	129	H Southeast Mo. St.	65 77	
						71	H UT Martin	74 70	131	A Wisconsin	55 63	
									134	H Loyola Chicago	51 67	
									162	H Tennessee Tech	62 75	
									169	A Northern Ill.	48 61	
									185	H Valparaiso	66 78	
									192	A Austin Peay	76 47	
									210	N Western Ill.	60 52	
									239	A Murray St.	87 92	
									249	A Morehead St.	57 51	
									249	H Morehead St.	67 62	
									272	A Eastern Ky.	83 63	
									272	H Eastern Ky.	85 38	
									274	A Lipscomb	66 56	
									284	H Indiana St.	57 59	
									300	H Jacksonville St.	55 52	
									304	H Omaha	65 52	
									328	A Evansville	90 44	
									340	A Tennessee St.	73 52	
									341	A UIC	80 45	
LAST 10 Division I												
			249	H Morehead St.	67 62				71	H UT Martin	74 70	
			272	H Eastern Ky.	85 38				162	H Tennessee Tech	62 75	
			192	A Austin Peay	76 47				300	H Jacksonville St.	55 52	
			239	A Murray St.	87 92				249	A Morehead St.	57 51	
			129	H Southeast Mo. St.	65 77				272	A Eastern Ky.	83 63	

Non-Div I Games: Lindenwood (MO) 88 66

Eastern Ill.

Loss, Non-Conf, S Site, H Home A Away N Neutral

Eastern Ky.

Through Games Of Feb. 12, 2020

Average RPI Win:	272	WON-LOST	WINNING	LAST 10	STRENGTH OF	OPP. STRENGTH	TEAM	ADJ.	CONF.	ADJ CONF.
Average RPI Loss:	165	RECORD	PCT. RANK	GAMES	SCHEDULE	OF SCHEDULE	RPI	RPI	RPI	RPI
DIV. I ONLY	8- 14	256	3-7	260	285	272	272	20	20	
DIV. I NON-CONF.	5- 5	164	0	248	177	192	192	24	24	
TOTALS	RPI 1-25	RPI 26-50	W-L RECORDS	RPI 51-100	RPI 101-150	RPI 150+				
8- 14	0- 0	0- 0	OVERALL	0- 4	1- 2	7- 8				
3- 7	0- 0	0- 0	HOME	0- 1	0- 1	3- 5				
5- 7	0- 0	0- 0	AWAY	0- 3	1- 1	4- 3				
0- 0	0- 0	0- 0	NEUTRAL	0- 0	0- 0	0- 0				
5- 5	0- 0	0- 0	NON-CONFERENCE	0- 2	1- 1	4- 2				
2- 2	0- 0	0- 0	HOME	0- 0	0- 0	2- 2				
3- 3	0- 0	0- 0	AWAY	0- 2	1- 1	2- 0				
0- 0	0- 0	0- 0	NEUTRAL	0- 0	0- 0	0- 0				
3- 9	0- 0	0- 0	CONFERENCE	0- 2	0- 1	3- 6				
1- 5	0- 0	0- 0	HOME	0- 1	0- 1	1- 3				
2- 4	0- 0	0- 0	AWAY	0- 1	0- 0	2- 3				
0- 0	0- 0	0- 0	NEUTRAL	0- 0	0- 0	0- 0				

RPI S	Opponent	Score	RPI S	Opponent	Score	RPI S	Opponent	Score	RPI S	Opponent	Score	Team's RPI: 272
						53	A IUPUI	42 72	108	A Vanderbilt	69 75	
						56	A Belmont	48 68	129	H Southeast Mo. St.	44 60	
						71	H UT Martin	50 65	148	A Memphis	63 60	
						93	A Butler	41 73	162	A Tennessee Tech	82 87	
									162	H Tennessee Tech	42 60	
									181	H Miami (OH)	57 75	
									202	H Northern Ky.	69 62	
									222	A Eastern Ill.	38 85	
									222	H Eastern Ill.	63 83	
									229	H Chattanooga	71 65	
									247	H Youngstown St.	63 72	
									263	A Xavier	56 55	
									300	A Jacksonville St.	54 68	
									300	H Jacksonville St.	33 43	
									318	A Mercer	61 60	
									338	A SIUE	68 38	
									338	H SIUE	49 46	
									340	A Tennessee St.	61 55	
LAST 10 Division I												
338	A	SIUE	68	38	300	A	Jacksonville St.	54	68			
222	A	Eastern Ill.	38	85	340	A	Tennessee St.	61	55			
129	H	Southeast Mo. St.	44	60	56	A	Belmont	48	68			
71	H	UT Martin	50	65	338	H	SIUE	49	46			
162	A	Tennessee Tech	82	87	222	H	Eastern Ill.	63	83			

Non-Div I Games: Alice Lloyd 102 65

Eastern Ky.

Loss, Non-Conf, S Site, H Home A Away N Neutral

Average RPI Win:	220	WON-LOST	WINNING	LAST 10	STRENGTH OF	OPP. STRENGTH	TEAM	ADJ.	CONF.	ADJ CONF.
Average RPI Loss:	114	RECORD	PCT. RANK	GAMES	SCHEDULE	OF SCHEDULE	RPI	RPI	RPI	RPI
DIV. I ONLY	11- 11	174	5-5	190	132	160	160	10	10	
DIV. I NON-CONF.	4- 6	212	0	265	233	249	249	10	10	
TOTALS	RPI 1-25	RPI 26-50	W-L RECORDS	RPI 51-100	RPI 101-150	RPI 150+				
11- 11	0- 1	0- 1	OVERALL	0- 4	2- 1	9- 4				
5- 4	0- 1	0- 1	HOME	0- 2	1- 0	4- 0				
6- 7	0- 0	0- 0	AWAY	0- 2	1- 1	5- 4				
0- 0	0- 0	0- 0	NEUTRAL	0- 0	0- 0	0- 0				
4- 6	0- 0	0- 1	NON-CONFERENCE	0- 2	1- 0	3- 3				
2- 2	0- 0	0- 1	HOME	0- 1	1- 0	1- 0				
2- 4	0- 0	0- 0	AWAY	0- 1	0- 0	2- 3				
0- 0	0- 0	0- 0	NEUTRAL	0- 0	0- 0	0- 0				
7- 5	0- 1	0- 0	CONFERENCE	0- 2	1- 1	6- 1				
3- 2	0- 1	0- 0	HOME	0- 1	0- 0	3- 0				
4- 3	0- 0	0- 0	AWAY	0- 1	1- 1	3- 1				
0- 0	0- 0	0- 0	NEUTRAL	0- 0	0- 0	0- 0				

RPI 1-25				RPI 26-50				RPI 51-100				RPI 101+ Team's RPI: 160			
RPI	S	Opponent	Score	RPI	S	Opponent	Score	RPI	S	Opponent	Score	RPI	S	Opponent	Score
17	H	Central Mich.	82 89	31	H	Michigan	38 57	52	H	Ohio	65 75	104	A	Kent St.	74 69
								65	A	Ball St.	54 59	119	A	Buffalo	63 66
								83	H	Southern Ill.	54 85	129	H	Southeast Mo. St.	69 64
								97	A	Michigan St.	50 85	152	A	Toledo	77 62
												164	A	Western Mich.	83 79
												166	A	Wichita St.	52 63
												169	H	Northern Ill.	62 55
												179	A	Binghamton	67 78
												181	H	Miami (OH)	80 53
												201	A	Akron	81 88
												247	A	Youngstown St.	77 79
												260	A	Bowling Green	70 58
												260	H	Bowling Green	78 61
												329	H	Purdue Fort Wayne	64 40
												331	A	Detroit Mercy	84 70
												341	A	UIC	68 59
LAST 10 Division I															
260	A	Bowling Green	70 58	169	H	Northern Ill.	62 55								
164	A	Western Mich.	83 79	17	H	Central Mich.	82 89								
52	H	Ohio	65 75	119	A	Buffalo	63 66								
201	A	Akron	81 88	181	H	Miami (OH)	80 53								
152	A	Toledo	77 62	65	A	Ball St.	54 59								

Non-Div I Games: Olivet 95 38

Eastern Mich.

■ Loss,
 ■ Non-Conf,
 ■ S Site,
 ■ Home
 ■ A Away
 N Neutral

Average RPI Win:	319	WON-LOST	WINNING	LAST 10	STRENGTH OF	OPP. STRENGTH	TEAM	ADJ.	CONF.	ADJ CONF.
Average RPI Loss:	145	RECORD	PCT. RANK	GAMES	SCHEDULE	OF SCHEDULE	RPI	RPI	RPI	RPI
DIV. I ONLY	1- 19	346	0-10	75	204	306	306	18	18	
DIV. I NON-CONF.	0- 8	338	0	7	143	235	235	17	17	
TOTALS	RPI 1-25	RPI 26-50	W-L RECORDS	RPI 51-100	RPI 101-150	RPI 150+				
1- 19	0- 2	0- 1	OVERALL	0- 3	0- 3	1- 10				
1- 7	0- 0	0- 0	HOME	0- 1	0- 1	1- 5				
0- 11	0- 2	0- 0	AWAY	0- 2	0- 2	0- 5				
0- 1	0- 0	0- 1	NEUTRAL	0- 0	0- 0	0- 0				
0- 8	0- 2	0- 1	NON-CONFERENCE	0- 1	0- 2	0- 2				
0- 2	0- 0	0- 0	HOME	0- 0	0- 1	0- 1				
0- 5	0- 2	0- 0	AWAY	0- 1	0- 1	0- 1				
0- 1	0- 0	0- 1	NEUTRAL	0- 0	0- 0	0- 0				
1- 11	0- 0	0- 0	CONFERENCE	0- 2	0- 1	1- 8				
1- 5	0- 0	0- 0	HOME	0- 1	0- 0	1- 4				
0- 6	0- 0	0- 0	AWAY	0- 1	0- 1	0- 4				
0- 0	0- 0	0- 0	NEUTRAL	0- 0	0- 0	0- 0				

RPI 1-25				RPI 26-50				RPI 51-100				RPI 101+ Team's RPI: 306			
RPI	S	Opponent	Score	RPI	S	Opponent	Score	RPI	S	Opponent	Score	RPI	S	Opponent	Score
10	A	Stanford	27 92	43	N	Bradley	46 66	90	A	Montana St.	47 79	121	A	Idaho	60 69
11	A	Gonzaga	44 84					90	H	Montana St.	85 89	128	H	Boise St.	61 63
								91	A	Utah	49 87	147	A	San Jose St.	66 84
												168	A	Southern Utah	50 71
												174	A	Montana	54 92
												174	H	Montana	56 77
												186	H	Northern Ariz.	62 70
												187	H	Pepperdine	52 53
												197	H	Idaho St.	47 67
												206	A	Portland St.	58 75
												213	A	Northern Colo.	42 63
												221	A	UMKC	55 66
												307	H	Sacramento St.	67 74
												319	H	Weber St.	63 53
LAST 10 Division I															
90	A	Montana St.	47 79	168	A	Southern Utah	50 71								
174	H	Montana	56 77	90	H	Montana St.	85 89								
186	H	Northern Ariz.	62 70	121	A	Idaho	60 69								
307	H	Sacramento St.	67 74	174	A	Montana	54 92								
213	A	Northern Colo.	42 63	206	A	Portland St.	58 75								

Non-Div I Games: Northwest Chrst. 81 62

Eastern Wash.

■ Loss,
■ Non-Conf, S Site,
■ Home
■ Away
N Neutral

Average RPI Win:	250	WON-LOST	WINNING	LAST 10	STRENGTH OF	OPP. STRENGTH	TEAM	ADJ.	CONF.	ADJ CONF.
Average RPI Loss:	89	RECORD	PCT. RANK	GAMES	SCHEDULE	OF SCHEDULE	RPI	RPI	RPI	RPI
DIV. I ONLY	10- 11	196	5-5	90	184	139	139	14	14	
DIV. I NON-CONF.	4- 6	212	0	33	230	111	111	13	13	
TOTALS	RPI 1-25	RPI 26-50	W-L RECORDS	RPI 51-100	RPI 101-150	RPI 150+				
10- 11	0- 1	0- 1	OVERALL	0- 5	0- 3	10- 1				
4- 4	0- 0	0- 0	HOME	0- 1	0- 2	4- 1				
6- 5	0- 1	0- 1	AWAY	0- 2	0- 1	6- 0				
0- 2	0- 0	0- 0	NEUTRAL	0- 2	0- 0	0- 0				
4- 6	0- 1	0- 0	NON-CONFERENCE	0- 4	0- 1	4- 0				
2- 1	0- 0	0- 0	HOME	0- 0	0- 1	2- 0				
2- 3	0- 1	0- 0	AWAY	0- 2	0- 0	2- 0				
0- 2	0- 0	0- 0	NEUTRAL	0- 2	0- 0	0- 0				
6- 5	0- 0	0- 1	CONFERENCE	0- 1	0- 2	6- 1				
2- 3	0- 0	0- 0	HOME	0- 1	0- 1	2- 1				
4- 2	0- 0	0- 1	AWAY	0- 0	0- 1	4- 0				
0- 0	0- 0	0- 0	NEUTRAL	0- 0	0- 0	0- 0				

RPI 1-25				RPI 26-50				RPI 51-100				RPI 101+ Team's RPI: 139			
RPI	S	Opponent	Score	RPI	S	Opponent	Score	RPI	S	Opponent	Score	RPI	S	Opponent	Score
14	A	NC State	49 62	44	A	James Madison	48 61	53	N	IUPUI	53 59	115	H	Wake Forest	57 69
								54	H	Drexel	53 55	126	H	William & Mary	77 84
								61	A	Marist	55 63	144	A	Northeastern	65 68
								81	A	North Carolina	46 76	183	A	Towson	74 61
								99	N	Coastal Caro.	65 76	184	A	UNLV	50 44
												188	H	Delaware	56 65
												189	A	Furman	87 76
												250	H	Appalachian St.	67 66
												258	A	Col. of Charleston	85 57
												258	H	Col. of Charleston	90 48
												264	A	UNCW	60 57
												264	H	UNCW	77 53
												316	A	Hofstra	69 56
												337	H	Western Caro.	68 24
LAST 10 Division I															
258	A	Col. of Charleston	85 57	316	A	Hofstra	69 56								
264	A	UNCW	60 57	144	A	Northeastern	65 68								
126	H	William & Mary	77 84	264	H	UNCW	77 53								
188	H	Delaware	56 65	258	H	Col. of Charleston	90 48								
54	H	Drexel	53 55	44	A	James Madison	48 61								

Non-Div I Games: Newberry 73 53

Elon

Evansville

Through Games Of Feb. 12, 2020

Average RPI Win:	298	WON-LOST	WINNING	LAST 10	STRENGTH OF	OPP. STRENGTH	TEAM	ADJ.	CONF.	ADJ CONF.
Average RPI Loss:	158	RECORD	PCT. RANK	GAMES	SCHEDULE	OF SCHEDULE	RPI	RPI	RPI	RPI
DIV. I ONLY	2- 19	341	0-10	191	195	328	328	7	7	
DIV. I NON-CONF.	2- 8	295	0	338	343	346	346	7	7	
TOTALS	RPI 1-25	RPI 26-50	W-L RECORDS	RPI 51-100	RPI 101-150	RPI 150+				
2- 19	0- 1	0- 3	OVERALL	0- 2	0- 3	2- 10				
2- 6	0- 1	0- 0	HOME	0- 1	0- 1	2- 3				
0- 13	0- 0	0- 3	AWAY	0- 1	0- 2	0- 7				
0- 0	0- 0	0- 0	NEUTRAL	0- 0	0- 0	0- 0				
2- 8	0- 0	0- 0	NON-CONFERENCE	0- 0	0- 1	2- 7				
2- 2	0- 0	0- 0	HOME	0- 0	0- 0	2- 2				
0- 6	0- 0	0- 0	AWAY	0- 0	0- 1	0- 5				
0- 0	0- 0	0- 0	NEUTRAL	0- 0	0- 0	0- 0				
0- 11	0- 1	0- 3	CONFERENCE	0- 2	0- 2	0- 3				
0- 4	0- 1	0- 0	HOME	0- 1	0- 1	0- 1				
0- 7	0- 0	0- 3	AWAY	0- 1	0- 1	0- 2				
0- 0	0- 0	0- 0	NEUTRAL	0- 0	0- 0	0- 0				

RPI 1-25			RPI 26-50			RPI 51-100			RPI 101+ Team's RPI: 328		
RPI	S	Opponent	Score	RPI	S	Opponent	Score	RPI	S	Opponent	Score
4	H	Missouri St.	55 81	29	A	Drake	44 108	79	A	Illinois St.	58 81
				43	A	Bradley	51 82	83	H	Southern Ill.	57 70
				48	A	UNI	60 76				
								129	A	Southeast Mo. St.	60 83
								134	A	Loyola Chicago	47 77
								134	H	Loyola Chicago	61 71
								172	A	Illinois	44 59
								181	A	Miami (OH)	64 72
								185	A	Valparaiso	54 72
								185	H	Valparaiso	66 88
								192	A	Austin Peay	64 80
								222	H	Eastern Ill.	44 90
								239	H	Murray St.	59 61
								246	H	Marshall	66 62
								284	A	Indiana St.	58 68
								329	A	Purdue Fort Wayne	64 67
								338	A	SIUE	74 85
								350	H	Chicago St.	76 42
LAST 10 Division I											
134	A	Loyola Chicago	47 77	29	A	Drake	44 108				
185	A	Valparaiso	54 72	48	A	UNI	60 76				
284	A	Indiana St.	58 68	185	H	Valparaiso	66 88				
4	H	Missouri St.	55 81	134	H	Loyola Chicago	61 71				
83	H	Southern Ill.	57 70	79	A	Illinois St.	58 81				

Non-Div I Games: Brescia 77 61

Evansville

Loss, Non-Conf, S Site, H Home A Away N Neutral

Average RPI Win: 165	WON-LOST	WINNING	LAST 10	STRENGTH OF	OPP. STRENGTH	TEAM	ADJ.	CONF.	ADJ CONF.
Average RPI Loss: 22	RECORD	PCT. RANK	GAMES	SCHEDULE	OF SCHEDULE	RPI	RPI	RPI	RPI
DIV. I ONLY	21- 2	8	10-0	128	92	25	25	16	16
DIV. I NON-CONF.	10- 2	29	0	82	22	23	23	15	15
TOTALS	RPI 1-25	RPI 26-50	W-L RECORDS	RPI 51-100	RPI 101-150	RPI 150+			
21- 2	0- 2	2- 0	OVERALL	5- 0	3- 0	11- 0			
9- 1	0- 1	2- 0	HOME	1- 0	1- 0	5- 0			
8- 1	0- 1	0- 0	AWAY	2- 0	1- 0	5- 0			
4- 0	0- 0	0- 0	NEUTRAL	2- 0	1- 0	1- 0			
10- 2	0- 2	2- 0	NON-CONFERENCE	3- 0	1- 0	4- 0			
3- 1	0- 1	2- 0	HOME	0- 0	0- 0	1- 0			
3- 1	0- 1	0- 0	AWAY	1- 0	0- 0	2- 0			
4- 0	0- 0	0- 0	NEUTRAL	2- 0	1- 0	1- 0			
11- 0	0- 0	0- 0	CONFERENCE	2- 0	2- 0	7- 0			
6- 0	0- 0	0- 0	HOME	1- 0	1- 0	4- 0			
5- 0	0- 0	0- 0	AWAY	1- 0	1- 0	3- 0			
0- 0	0- 0	0- 0	NEUTRAL	0- 0	0- 0	0- 0			

RPI 1-25				RPI 26-50				RPI 51-100				RPI 101+			
RPI	S	Opponent	Score	RPI	S	Opponent	Score	RPI	S	Opponent	Score	RPI	S	Opponent	Score
20	A	Princeton	53 67	36	H	Duke	78 56	64	N	South Dakota St.	71 70	104	N	Notre Dame	69 60
24	H	LSU	63 74	50	H	UCF	72 50	70	N	South Fla.	81 77	112	A	North Florida	72 50
								76	A	Temple	93 67	112	H	North Florida	76 65
								100	A	Liberty	74 65	155	A	North Ala.	74 63
								100	H	Liberty	64 57	175	A	Houston	57 45
												190	A	Jacksonville	81 68
												208	A	Stetson	89 47
												208	H	Stetson	67 54
												227	H	Kennesaw St.	80 63
												253	N	Saint Francis (PA)	97 64
												274	H	Lipscomb	82 56
												286	A	FIU	100 54
												330	H	NJIT	82 39
												344	H	Central Conn. St.	94 60
LAST 10 Division I															
208	H	Stetson	67 54	227	H	Kennesaw St.	80 63								
112	H	North Florida	76 65	155	A	North Ala.	74 63								
190	A	Jacksonville	81 68	112	A	North Florida	72 50								
100	A	Liberty	74 65	208	A	Stetson	89 47								
330	H	NJIT	82 39	100	H	Liberty	64 57								

Non-Div I Games: Webber Int'l 99 48 Fla. Memorial 91 47 Johnson & Wales (FL89 56

FGCU

Loss, Non-Conf, S Site, H Home A Away N Neutral

Average RPI Win:	298	WON-LOST	WINNING	LAST 10	STRENGTH OF	OPP. STRENGTH	TEAM	ADJ.	CONF.	ADJ CONF.
Average RPI Loss:	142	RECORD	PCT. RANK	GAMES	SCHEDULE	OF SCHEDULE	RPI	RPI	RPI	RPI
DIV. I ONLY	5- 17	311	2-8	140	225	286	286	13	13	
DIV. I NON-CONF.	3- 8	268	0	244	339	313	313	14	14	
TOTALS	RPI 1-25	RPI 26-50	W-L RECORDS	RPI 51-100	RPI 101-150	RPI 150+				
5- 17	0- 1	0- 2	OVERALL	0- 3	0- 3	5- 8				
2- 11	0- 1	0- 1	HOME	0- 2	0- 2	2- 5				
3- 6	0- 0	0- 1	AWAY	0- 1	0- 1	3- 3				
0- 0	0- 0	0- 0	NEUTRAL	0- 0	0- 0	0- 0				
3- 8	0- 1	0- 0	NON-CONFERENCE	0- 0	0- 2	3- 5				
1- 7	0- 1	0- 0	HOME	0- 0	0- 2	1- 4				
2- 1	0- 0	0- 0	AWAY	0- 0	0- 0	2- 1				
0- 0	0- 0	0- 0	NEUTRAL	0- 0	0- 0	0- 0				
2- 9	0- 0	0- 2	CONFERENCE	0- 3	0- 1	2- 3				
1- 4	0- 0	0- 1	HOME	0- 2	0- 0	1- 1				
1- 5	0- 0	0- 1	AWAY	0- 1	0- 1	1- 2				
0- 0	0- 0	0- 0	NEUTRAL	0- 0	0- 0	0- 0				

RPI 1-25				RPI 26-50				RPI 51-100				RPI 101+ Team's RPI: 286			
RPI	S	Opponent	Score	RPI	S	Opponent	Score	RPI	S	Opponent	Score	RPI	S	Opponent	Score
25	H	FGCU	54 100	30	A	Western Ky.	51 71	62	A	Middle Tenn.	56 72	112	H	North Florida	49 64
				32	H	Old Dominion	39 66	78	H	Charlotte	50 64	113	A	UAB	58 71
								85	H	Rice	47 68	114	H	Bethune-Cookman	60 65
												177	H	Fla. Atlantic	61 64
												190	A	Jacksonville	52 77
												192	H	Austin Peay	56 58
												202	H	Northern Ky.	45 67
												211	H	Brown	57 72
												216	A	UTEP	34 64
												246	A	Marshall	68 65
												262	H	North Texas	58 56
												282	H	Oakland	49 58
												298	A	UTSA	45 60
												315	A	Georgia St.	70 63
												321	A	N.C. Central	59 58
												347	H	Grambling	56 55
LAST 10 Division I															
177	H	Fla. Atlantic	61 64	62	A	Middle Tenn.	56 72								
30	A	Western Ky.	51 71	113	A	UAB	58 71								
246	A	Marshall	68 65	85	H	Rice	47 68								
78	H	Charlotte	50 64	262	H	North Texas	58 56								
32	H	Old Dominion	39 66	298	A	UTSA	45 60								

Non-Div I Games:

FIU

Average RPI Win:	270	WON-LOST	WINNING	LAST 10	STRENGTH OF	OPP. STRENGTH	TEAM	ADJ.	CONF.	ADJ CONF.
Average RPI Loss:	157	RECORD	PCT. RANK	GAMES	SCHEDULE	OF SCHEDULE	RPI	RPI	RPI	RPI
DIV. I ONLY	11- 9	143	7-3	338	193	226	226	24	24	
DIV. I NON-CONF.	3- 6	235	0	326	71	306	306	25	25	
TOTALS	RPI 1-25	RPI 26-50	W-L RECORDS	RPI 51-100	RPI 101-150	RPI 150+				
11- 9	0- 0	0- 0	OVERALL	1- 3	0- 1	10- 5				
7- 2	0- 0	0- 0	HOME	1- 0	0- 0	6- 2				
4- 7	0- 0	0- 0	AWAY	0- 3	0- 1	4- 3				
0- 0	0- 0	0- 0	NEUTRAL	0- 0	0- 0	0- 0				
3- 6	0- 0	0- 0	NON-CONFERENCE	0- 3	0- 0	3- 3				
2- 2	0- 0	0- 0	HOME	0- 0	0- 0	2- 2				
1- 4	0- 0	0- 0	AWAY	0- 3	0- 0	1- 1				
0- 0	0- 0	0- 0	NEUTRAL	0- 0	0- 0	0- 0				
8- 3	0- 0	0- 0	CONFERENCE	1- 0	0- 1	7- 2				
5- 0	0- 0	0- 0	HOME	1- 0	0- 0	4- 0				
3- 3	0- 0	0- 0	AWAY	0- 0	0- 1	3- 2				
0- 0	0- 0	0- 0	NEUTRAL	0- 0	0- 0	0- 0				

RPI S	Opponent	Score	RPI S	Opponent	Score	RPI S	Opponent	Score	RPI S	Opponent	Score	Team's RPI: 226
						61	H Marist	52 48	107	A Rider	52 60	
						63	A St. John's (NY)	69 71	176	A Rhode Island	41 74	
						69	A Seton Hall	44 74	178	A Quinnipiac	62 76	
						76	A Temple	59 77	193	H Dartmouth	51 52	
									211	H Brown	44 58	
									230	H Manhattan	87 47	
									245	A Iona	52 40	
									270	H Monmouth	49 38	
									273	A Niagara	77 65	
									276	A Siena	65 35	
									295	H Navy	66 52	
									316	H Hofstra	73 64	
									327	H Saint Peter's	67 48	
									336	A LIU Brooklyn	53 51	
									339	A Canisius	63 70	
									339	H Canisius	72 70	
LAST 10 Division I												
339	A Canisius	63 70	230	H Manhattan	87 47							
273	A Niagara	77 65	245	A Iona	52 40							
61	H Marist	52 48	339	H Canisius	72 70							
107	A Rider	52 60	327	H Saint Peter's	67 48							
178	A Quinnipiac	62 76	270	H Monmouth	49 38							

Non-Div I Games:

Fairfield

Ralphie Brimmon				Through Games Of Feb. 17, 1910						
Average RPI Win:	303	WON-LOST	WINNING	LAST 10	STRENGTH OF	OPP. STRENGTH	TEAM	ADJ.	CONF.	ADJ CONF.
Average RPI Loss:	246	RECORD	PCT. RANK	GAMES	SCHEDULE	OF SCHEDULE	RPI	RPI	RPI	RPI
DIV. I ONLY	8- 14	256	4-6	349	340	325	325	30	30	
DIV. I NON-CONF.	3- 8	268	0	339	338	331	331	30	30	
TOTALS	RPI 1-25	RPI 26-50	W-L RECORDS	RPI 51-100	RPI 101-150	RPI 150+				
8- 14	0- 0	0- 0	OVERALL	0- 0	0- 0	8- 14				
4- 7	0- 0	0- 0	HOME	0- 0	0- 0	4- 7				
4- 7	0- 0	0- 0	AWAY	0- 0	0- 0	4- 7				
0- 0	0- 0	0- 0	NEUTRAL	0- 0	0- 0	0- 0				
3- 8	0- 0	0- 0	NON-CONFERENCE	0- 0	0- 0	3- 8				
1- 4	0- 0	0- 0	HOME	0- 0	0- 0	1- 4				
2- 4	0- 0	0- 0	AWAY	0- 0	0- 0	2- 4				
0- 0	0- 0	0- 0	NEUTRAL	0- 0	0- 0	0- 0				
5- 6	0- 0	0- 0	CONFERENCE	0- 0	0- 0	5- 6				
3- 3	0- 0	0- 0	HOME	0- 0	0- 0	3- 3				
2- 3	0- 0	0- 0	AWAY	0- 0	0- 0	2- 3				
0- 0	0- 0	0- 0	NEUTRAL	0- 0	0- 0	0- 0				

[illegible]

Non-Div I Games:

Fairleigh Dickinson

Loss, Non-Conf, S Site, H Home A Away N Neutral

Average RPI Win:	230	WON-LOST	WINNING	LAST 10	STRENGTH OF	OPP. STRENGTH	TEAM	ADJ.	CONF.	ADJ CONF.
Average RPI Loss:	110	RECORD	PCT. RANK	GAMES	SCHEDULE	OF SCHEDULE	RPI	RPI	RPI	RPI
DIV. I ONLY	10- 12	208	3-7	131	138	177	177	13	13	
DIV. I NON-CONF.	6- 5	151	0	189	180	177	177	14	14	
TOTALS	RPI 1-25	RPI 26-50	W-L RECORDS	RPI 51-100	RPI 101-150	RPI 150+				
10- 12	0- 1	0- 2	OVERALL	1- 3	0- 3	9- 3				
6- 5	0- 0	0- 1	HOME	1- 2	0- 1	5- 1				
4- 7	0- 1	0- 1	AWAY	0- 1	0- 2	4- 2				
0- 0	0- 0	0- 0	NEUTRAL	0- 0	0- 0	0- 0				
6- 5	0- 1	0- 0	NON-CONFERENCE	0- 1	0- 2	6- 1				
4- 3	0- 0	0- 0	HOME	0- 1	0- 1	4- 1				
2- 2	0- 1	0- 0	AWAY	0- 0	0- 1	2- 0				
0- 0	0- 0	0- 0	NEUTRAL	0- 0	0- 0	0- 0				
4- 7	0- 0	0- 2	CONFERENCE	1- 2	0- 1	3- 2				
2- 2	0- 0	0- 1	HOME	1- 1	0- 0	1- 0				
2- 5	0- 0	0- 1	AWAY	0- 1	0- 1	2- 2				
0- 0	0- 0	0- 0	NEUTRAL	0- 0	0- 0	0- 0				

RPI 1-25				RPI 26-50				RPI 51-100				RPI 101+				Team's RPI: 177	
RPI	S	Opponent	Score	RPI	S	Opponent	Score	RPI	S	Opponent	Score	RPI	S	Opponent	Score		
8	A	Iowa	53 85	30	A	Western Ky.	59 68	62	A	Middle Tenn.	66 81	113	A	UAB	73 92		
				32	H	Old Dominion	63 75	78	H	Charlotte	65 44	116	A	Richmond	55 57		
								85	H	Rice	69 78	124	H	Kansas	60 90		
								98	H	Harvard	51 65	161	A	Hampton	64 63		
												164	A	Western Mich.	80 79		
												182	H	Little Rock	79 72		
												189	H	Furman	63 69		
												216	A	UTEP	65 96		
												246	A	Marshall	75 85		
												252	H	Loyola Maryland	72 61		
												262	H	North Texas	84 78		
												276	H	Siena	83 39		
												286	A	FIU	64 61		
												298	A	UTSA	80 53		
												344	H	Central Conn. St.	72 54		
LAST 10 Division I																	
286	A	FIU	64 61	113	A	UAB	73 92										
246	A	Marshall	75 85	62	A	Middle Tenn.	66 81										
30	A	Western Ky.	59 68	262	H	North Texas	84 78										
32	H	Old Dominion	63 75	85	H	Rice	69 78										
78	H	Charlotte	65 44	216	A	UTEP	65 96										

Non-Div I Games:

Fla. Atlantic

Loss, Non-Conf, S Site, H Home A Away N Neutral

Average RPI Win:	224	WON-LOST	WINNING	LAST 10	STRENGTH OF	OPP. STRENGTH	TEAM	ADJ.	CONF.	ADJ CONF.
Average RPI Loss:	47	RECORD	PCT. RANK	GAMES	SCHEDULE	OF SCHEDULE	RPI	RPI	RPI	RPI
DIV. I ONLY	12- 11	166	3-7	102	67	135	135	4	4	
DIV. I NON-CONF.	9- 4	84	0	323	169	207	207	5	5	
TOTALS	RPI 1-25	RPI 26-50	W-L RECORDS	RPI 51-100	RPI 101-150	RPI 150+				
12- 11	0- 5	1- 3	OVERALL	0- 1	3- 2	8- 0				
7- 6	0- 3	0- 2	HOME	0- 1	2- 0	5- 0				
4- 4	0- 2	1- 1	AWAY	0- 0	1- 1	2- 0				
1- 1	0- 0	0- 0	NEUTRAL	0- 0	0- 1	1- 0				
9- 4	0- 2	0- 0	NON-CONFERENCE	0- 0	1- 2	8- 0				
6- 2	0- 2	0- 0	HOME	0- 0	1- 0	5- 0				
2- 1	0- 0	0- 0	AWAY	0- 0	0- 1	2- 0				
1- 1	0- 0	0- 0	NEUTRAL	0- 0	0- 1	1- 0				
3- 7	0- 3	1- 3	CONFERENCE	0- 1	2- 0	0- 0				
1- 4	0- 1	0- 2	HOME	0- 1	1- 0	0- 0				
2- 3	0- 2	1- 1	AWAY	0- 0	1- 0	0- 0				
0- 0	0- 0	0- 0	NEUTRAL	0- 0	0- 0	0- 0				

RPI	S	Opponent	Score	RPI	S	Opponent	Score	RPI	S	Opponent	Score	RPI	S	Opponent	Score	Team's RPI: 135
9	A	Mississippi St.	47 93	27	A	Kentucky	70 62	80	H	Georgia	43 49	108	H	Vanderbilt	68 60	
15	H	Indiana	49 73	27	H	Kentucky	45 65					115	N	Wake Forest	68 73	
18	A	Texas A&M	42 69	38	A	Arkansas	57 79					122	H	Davidson	55 50	
23	H	Florida St.	55 66	49	H	Tennessee	50 78					124	A	Kansas	66 76	
24	H	LSU	68 77									127	A	Auburn	83 63	
												173	H	Samford	84 48	
												259	H	Longwood	71 54	
												263	N	Xavier	67 64	
												289	A	Prairie View	51 44	
												305	H	Presbyterian	60 46	
												318	H	Mercer	71 50	
												345	H	Florida A&M	84 40	
												347	A	Grambling	72 65	
LAST 10 Division I																
80	H	Georgia	43 49	49	H	Tennessee	50 78									
27	A	Kentucky	70 62	27	H	Kentucky	45 65									
24	H	LSU	68 77	127	A	Auburn	83 63									
38	A	Arkansas	57 79	108	H	Vanderbilt	68 60									
18	A	Texas A&M	42 69	9	A	Mississippi St.	47 93									

Non-Div I Games:

Florida

Average RPI Win:	345	WON-LOST	WINNING	LAST 10	STRENGTH OF	OPP. STRENGTH	TEAM	ADJ.	CONF.	ADJ CONF.
Average RPI Loss:	225	RECORD	PCT. RANK	GAMES	SCHEDULE	OF SCHEDULE	RPI	RPI	RPI	RPI
DIV. I ONLY	2- 18	340	2-8	293	351	345	345	29	29	
DIV. I NON-CONF.	0- 9	338	0	286	350	349	349	29	29	
TOTALS	RPI 1-25	RPI 26-50	W-L RECORDS	RPI 51-100	RPI 101-150	RPI 150+				
2- 18	0- 1	0- 0	OVERALL	0- 0	0- 5	2- 12				
1- 7	0- 0	0- 0	HOME	0- 0	0- 2	1- 5				
1- 11	0- 1	0- 0	AWAY	0- 0	0- 3	1- 7				
0- 0	0- 0	0- 0	NEUTRAL	0- 0	0- 0	0- 0				
0- 9	0- 1	0- 0	NON-CONFERENCE	0- 0	0- 2	0- 6				
0- 2	0- 0	0- 0	HOME	0- 0	0- 0	0- 2				
0- 7	0- 1	0- 0	AWAY	0- 0	0- 2	0- 4				
0- 0	0- 0	0- 0	NEUTRAL	0- 0	0- 0	0- 0				
2- 9	0- 0	0- 0	CONFERENCE	0- 0	0- 3	2- 6				
1- 5	0- 0	0- 0	HOME	0- 0	0- 2	1- 3				
1- 4	0- 0	0- 0	AWAY	0- 0	0- 1	1- 3				
0- 0	0- 0	0- 0	NEUTRAL	0- 0	0- 0	0- 0				

RPI 1-25				RPI 26-50				RPI 51-100				RPI 101+ Team's RPI: 345			
RPI	S	Opponent	Score	RPI	S	Opponent	Score	RPI	S	Opponent	Score	RPI	S	Opponent	Score
24	A	LSU	45 73									114	H	Bethune-Cookman	57 78
												135	A	Florida	40 84
												140	A	N.C. A&T	44 71
												140	H	N.C. A&T	49 66
												150	A	Texas Tech	60 98
												170	A	Norfolk St.	51 59
												190	H	Jacksonville	54 88
												255	A	Howard	58 72
												255	H	Howard	56 82
												256	H	Morgan St.	47 59
												269	H	Alabama A&M	53 77
												300	A	Jacksonville St.	67 72
												321	A	N.C. Central	57 66
												321	H	N.C. Central	70 71
												326	A	Alcorn	42 58
												332	A	USC Upstate	61 74
												342	H	Coppin St.	58 48
												348	A	South Carolina St.	44 39
												351	A	Mississippi Val.	70 71
LAST 10 Division I															
140	H	N.C. A&T	49 66	321	H	N.C. Central	70 71								
255	H	Howard	56 82	348	A	South Carolina St.	44 39								
114	H	Bethune-Cookman	57 78	342	H	Coppin St.	58 48								
170	A	Norfolk St.	51 59	256	H	Morgan St.	47 59								
255	A	Howard	58 72	140	A	N.C. A&T	44 71								

Non-Div I Games: Johnson (FL) 102 40 Trinity Baptist 103 54

Florida A&M

■ Loss,
 ■ Non-Conf,
 ■ S Site,
 ■ Home
 ■ Away
 N Neutral

Average RPI Win:	122	WON-LOST	WINNING	LAST 10	STRENGTH OF	OPP. STRENGTH	TEAM	ADJ.	CONF.	ADJ CONF.
Average RPI Loss:	67	RECORD	PCT. RANK	GAMES	SCHEDULE	OF SCHEDULE	RPI	RPI	RPI	RPI
DIV. I ONLY	20- 4	21	7-3	72	22	23	23	5	5	
DIV. I NON-CONF.	11- 0	1	0	135	40	11	11	3	3	
TOTALS	RPI 1-25	RPI 26-50	W-L RECORDS	RPI 51-100	RPI 101-150	RPI 150+				
20- 4	3- 1	2- 0	OVERALL	6- 3	3- 0	6- 0				
10- 2	0- 0	1- 0	HOME	5- 2	1- 0	3- 0				
8- 2	2- 1	0- 0	AWAY	1- 1	2- 0	3- 0				
2- 0	1- 0	1- 0	NEUTRAL	0- 0	0- 0	0- 0				
11- 0	2- 0	1- 0	NON-CONFERENCE	2- 0	2- 0	4- 0				
6- 0	0- 0	0- 0	HOME	2- 0	1- 0	3- 0				
3- 0	1- 0	0- 0	AWAY	0- 0	1- 0	1- 0				
2- 0	1- 0	1- 0	NEUTRAL	0- 0	0- 0	0- 0				
9- 4	1- 1	1- 0	CONFERENCE	4- 3	1- 0	2- 0				
4- 2	0- 0	1- 0	HOME	3- 2	0- 0	0- 0				
5- 2	1- 1	0- 0	AWAY	1- 1	1- 0	2- 0				
0- 0	0- 0	0- 0	NEUTRAL	0- 0	0- 0	0- 0				

RPI	S	Opponent	Score
12	A	Louisville	67 59
14	A	NC State	51 68
18	N	Texas A&M	80 58
24	A	LSU	70 62

RPI	S	Opponent	Score
31	N	Michigan	79 69
33	H	Virginia Tech	86 62

RPI	S	Opponent	Score
51	H	Virginia	63 55
63	H	St. John's (NY)	74 70
75	A	Miami (FL)	73 62
75	H	Miami (FL)	79 61
77	H	Boston College	56 65
81	H	North Carolina	78 64
87	H	Georgia Tech	52 67
88	A	Syracuse	89 90
97	H	Michigan St.	78 68

RPI	S	Opponent	Score
112	H	North Florida	70 41
115	A	Wake Forest	70 65
135	A	Florida	66 55
173	H	Samford	88 59
190	H	Jacksonville	75 41
195	A	Clemson	81 64
279	A	Pittsburgh	66 41
341	A	UIC	86 42
343	H	Charleston So.	88 36

LAST 10 Division I

51	H	Virginia	63 55	115	A	Wake Forest	70 65
12	A	Louisville	67 59	14	A	NC State	51 68
279	A	Pittsburgh	66 41	81	H	North Carolina	78 64
77	H	Boston College	56 65	87	H	Georgia Tech	52 67
75	H	Miami (FL)	79 61	75	A	Miami (FL)	73 62

Non-Div I Games:

Florida St.

■ Loss,
 ■ Non-Conf,
 ■ S Site,
 ■ H Home
 ■ A Away
 N Neutral

Average RPI Win: 179	WON-LOST	WINNING	LAST 10	STRENGTH OF	OPP. STRENGTH	TEAM	ADJ.	CONF.	ADJ CONF.
Average RPI Loss: 113	RECORD	PCT. RANK	GAMES	SCHEDULE	OF SCHEDULE	RPI	RPI	RPI	RPI
DIV. I ONLY	15- 8	80	7-3	157	103	101	101	12	12
DIV. I NON-CONF.	8- 5	117	0	193	84	132	132	12	12
<hr/>									
TOTALS	RPI 1-25	RPI 26-50	W-L RECORDS	RPI 51-100	RPI 101-150	RPI 150+			
15- 8	0- 0	0- 1	OVERALL	2- 2	2- 3	11- 2			
10- 2	0- 0	0- 0	HOME	1- 1	1- 1	8- 0			
4- 5	0- 0	0- 0	AWAY	1- 1	0- 2	3- 2			
1- 1	0- 0	0- 1	NEUTRAL	0- 0	1- 0	0- 0			
8- 5	0- 0	0- 1	NON-CONFERENCE	1- 1	2- 1	5- 2			
5- 2	0- 0	0- 0	HOME	0- 1	1- 1	4- 0			
2- 2	0- 0	0- 0	AWAY	1- 0	0- 0	1- 2			
1- 1	0- 0	0- 1	NEUTRAL	0- 0	1- 0	0- 0			
7- 3	0- 0	0- 0	CONFERENCE	1- 1	0- 2	6- 0			
5- 0	0- 0	0- 0	HOME	1- 0	0- 0	4- 0			
2- 3	0- 0	0- 0	AWAY	0- 1	0- 2	2- 0			
0- 0	0- 0	0- 0	NEUTRAL	0- 0	0- 0	0- 0			

RPI 1-25			RPI 26-50			RPI 51-100			RPI 101+ Team's RPI: 101		
RPI	S	Opponent	Score	RPI	S	Opponent	Score	RPI	S	Opponent	Score
				38	N	Arkansas	59 71	59	A	Dayton	44 48
								78	A	Charlotte	76 51
								95	H	Villanova	66 73
								96	H	Saint Louis	66 54
								104	H	Notre Dame	55 60
								117	A	VCU	52 62
								122	A	Davidson	62 74
								125	N	Lehigh	59 57
								144	H	Northeastern	74 58
								151	A	Massachusetts	69 64
								153	H	George Washington	53 47
								163	A	Columbia	51 70
								173	H	Samford	68 37
								175	H	Houston	63 54
								176	H	Rhode Island	60 50
								198	H	La Salle	62 45
								205	A	Penn St.	59 72
								228	A	George Mason	66 54
								230	A	Manhattan	51 45
								236	H	Southern U.	65 52
								240	H	Georgetown	67 54
								285	H	St. Bonaventure	79 53
<hr/>											
LAST 10 Division I											
				151	A	Massachusetts	69 64	96	H	Saint Louis	66 54
				176	H	Rhode Island	60 50	228	A	George Mason	66 54
				198	H	La Salle	62 45	153	H	George Washington	53 47
				117	A	VCU	52 62	122	A	Davidson	62 74
				59	A	Dayton	44 48	285	H	St. Bonaventure	79 53

Non-Div I Games:

Fordham

■ Loss,
 ■ Non-Conf,
 S Site,
 ■ Home
 ■ Away
 N Neutral

Average RPI Win:	215	WON-LOST	WINNING	LAST 10	STRENGTH OF	OPP. STRENGTH	TEAM	ADJ.	CONF.	ADJ CONF.
Average RPI Loss:	116	RECORD	PCT. RANK	GAMES	SCHEDULE	OF SCHEDULE	RPI	RPI	RPI	RPI
DIV. I ONLY	19- 4	24	10-0	177	190	55	55	17	17	
DIV. I NON-CONF.	5- 4	140	0	198	163	142	142	23	23	
TOTALS	RPI 1-25	RPI 26-50	W-L RECORDS	RPI 51-100	RPI 101-150	RPI 150+				
19- 4	0- 0	0- 1	OVERALL	0- 1	3- 1	16- 1				
10- 1	0- 0	0- 0	HOME	0- 1	1- 0	9- 0				
8- 2	0- 0	0- 0	AWAY	0- 0	2- 1	6- 1				
1- 1	0- 0	0- 1	NEUTRAL	0- 0	0- 0	1- 0				
5- 4	0- 0	0- 1	NON-CONFERENCE	0- 1	0- 1	5- 1				
2- 1	0- 0	0- 0	HOME	0- 1	0- 0	2- 0				
2- 2	0- 0	0- 0	AWAY	0- 0	0- 1	2- 1				
1- 1	0- 0	0- 1	NEUTRAL	0- 0	0- 0	1- 0				
14- 0	0- 0	0- 0	CONFERENCE	0- 0	3- 0	11- 0				
8- 0	0- 0	0- 0	HOME	0- 0	1- 0	7- 0				
6- 0	0- 0	0- 0	AWAY	0- 0	2- 0	4- 0				
0- 0	0- 0	0- 0	NEUTRAL	0- 0	0- 0	0- 0				

RPI 1-25				RPI 26-50				RPI 51-100				Team's RPI: 55		RPI 101+			
RPI	S	Opponent	Score	RPI	S	Opponent	Score	RPI	S	Opponent	Score			RPI	S	Opponent	Score
				41	N	Yale	67 87	72	H	BYU	65 71			128	A	Boise St.	85 80
														146	A	Portland	64 75
														147	A	San Jose St.	85 76
														147	H	San Jose St.	78 76
														165	H	UC Davis	73 65
														174	A	Montana	76 63
														184	A	UNLV	72 66
														184	H	UNLV	72 58
														186	H	Northern Ariz.	83 66
														203	A	Santa Clara	66 90
														204	H	Wyoming	89 59
														207	A	New Mexico	84 78
														207	H	New Mexico	84 81
														240	N	Georgetown	82 69
														242	A	San Diego St.	65 60
														242	H	San Diego St.	79 54
														254	A	Colorado St.	79 61
														254	H	Colorado St.	55 53
														290	H	Utah St.	76 64
														311	H	Air Force	61 52
														312	A	Cal Poly	79 52
LAST 10 Division I																	
				147	H	San Jose St.	78 76	128	A	Boise St.	85 80						
				184	H	UNLV	72 58	254	H	Colorado St.	55 53						
				254	A	Colorado St.	79 61	204	H	Wyoming	89 59						
				207	A	New Mexico	84 78	242	A	San Diego St.	65 60						
				311	H	Air Force	61 52	207	H	New Mexico	84 81						

Non-Div I Games: La Verne 111 56 UC Merced 92 26

Fresno St.

Average RPI Win: 231	WON-LOST	WINNING	LAST 10	STRENGTH OF	OPP. STRENGTH	TEAM	ADJ.	CONF.	ADJ CONF.
Average RPI Loss: 172	RECORD	PCT. RANK	GAMES	SCHEDULE	OF SCHEDULE	RPI	RPI	RPI	RPI
DIV. I ONLY	12- 9	127	5-5	321	139	189	189	26	26
DIV. I NON-CONF.	7- 5	131	0-1	240	67	128	128	21	21
TOTALS	RPI 1-25	RPI 26-50	W-L RECORDS	RPI 51-100	RPI 101-150	RPI 150+			
12- 9	0- 0	0- 0	OVERALL	0- 2	1- 3	11- 4			
6- 2	0- 0	0- 0	HOME	0- 0	0- 2	6- 0			
5- 7	0- 0	0- 0	AWAY	0- 2	1- 1	4- 4			
1- 0	0- 0	0- 0	NEUTRAL	0- 0	0- 0	1- 0			
7- 5	0- 0	0- 0	NON-CONFERENCE	0- 2	1- 2	6- 1			
3- 1	0- 0	0- 0	HOME	0- 0	0- 1	3- 0			
3- 4	0- 0	0- 0	AWAY	0- 2	1- 1	2- 1			
1- 0	0- 0	0- 0	NEUTRAL	0- 0	0- 0	1- 0			
5- 4	0- 0	0- 0	CONFERENCE	0- 0	0- 1	5- 3			
3- 1	0- 0	0- 0	HOME	0- 0	0- 1	3- 0			
2- 3	0- 0	0- 0	AWAY	0- 0	0- 0	2- 3			
0- 0	0- 0	0- 0	NEUTRAL	0- 0	0- 0	0- 0			

RPI S	Opponent	Score	RPI S	Opponent	Score	RPI S	Opponent	Score	RPI S	Opponent	Score	Team's RPI: 189
						62	A Middle Tenn.	62 78	108	A Vanderbilt	46 74	
						80	A Georgia	48 77	116	A Richmond	70 69	
									139	H Elon	76 87	
									149	H UNC Greensboro	53 59	
									161	H Hampton	70 65	
									173	A Samford	72 59	
									173	H Samford	77 69	
									177	A Fla. Atlantic	69 63	
									195	A Clemson	71 77	
									214	A Gardner-Webb	72 67	
									218	N Saint Joseph's	63 48	
									229	A Chattanooga	52 60	
									266	A Wofford	62 66	
									268	A ETSU	81 62	
									299	H Ga. Southern	78 63	
									315	H Georgia St.	62 55	
									318	A Mercer	55 61	
									318	H Mercer	62 49	
									337	H Western Caro.	69 53	
LAST 10 Division I												
318	A Mercer	55 61	229	A Chattanooga	52 60							
173	A Samford	72 59	268	A ETSU	81 62							
266	A Wofford	62 66	173	H Samford	77 69							
337	H Western Caro.	69 53	318	H Mercer	62 49							
149	H UNC Greensboro	53 59	139	H Elon	76 87							

Non-Div I Games: North Greenville 88 51 Newberry 62 43 UNKNOWN 88 24

Furman

Loss, Non-Conf, S Site, H Home A Away N Neutral

Ga. Southern

Through Games Of Feb. 12, 2020

Average RPI Win:	271	WON-LOST	WINNING	LAST 10	STRENGTH OF	OPP. STRENGTH	TEAM	ADJ.	CONF.	ADJ CONF.
Average RPI Loss:	189	RECORD	PCT. RANK	GAMES	SCHEDULE	OF SCHEDULE	RPI	RPI	RPI	RPI
DIV. I ONLY	7- 15	271	3-7	264	314	299	299	21	21	
DIV. I NON-CONF.	3- 8	268	0	256	331	279	279	19	19	
TOTALS	RPI 1-25	RPI 26-50	W-L RECORDS	RPI 51-100	RPI 101-150	RPI 150+				
7- 15	0- 0	0- 0	OVERALL	0- 2	0- 3	7- 10				
4- 5	0- 0	0- 0	HOME	0- 1	0- 0	4- 4				
2- 9	0- 0	0- 0	AWAY	0- 1	0- 2	2- 6				
1- 1	0- 0	0- 0	NEUTRAL	0- 0	0- 1	1- 0				
3- 8	0- 0	0- 0	NON-CONFERENCE	0- 0	0- 3	3- 5				
0- 2	0- 0	0- 0	HOME	0- 0	0- 0	0- 2				
2- 5	0- 0	0- 0	AWAY	0- 0	0- 2	2- 3				
1- 1	0- 0	0- 0	NEUTRAL	0- 0	0- 1	1- 0				
4- 7	0- 0	0- 0	CONFERENCE	0- 2	0- 0	4- 5				
4- 3	0- 0	0- 0	HOME	0- 1	0- 0	4- 2				
0- 4	0- 0	0- 0	AWAY	0- 1	0- 0	0- 3				
0- 0	0- 0	0- 0	NEUTRAL	0- 0	0- 0	0- 0				

RPI 1-25				RPI 26-50				RPI 51-100				RPI 101+				Team's RPI: 299	
RPI	S	Opponent	Score	RPI	S	Opponent	Score	RPI	S	Opponent	Score	RPI	S	Opponent	Score		
								57	H	Troy	69	79	104	N	Kent St.	48	62
								99	A	Coastal Caro.	59	66	114	A	Bethune-Cookman	57	75
													145	A	Tulane	40	56
													166	H	Louisiana	83	67
													182	A	Little Rock	46	58
													182	H	Little Rock	49	65
													189	A	Furman	63	78
													212	H	North Dakota	56	69
													227	H	Kennesaw St.	69	95
													235	H	South Alabama	65	71
													237	A	Arkansas St.	62	69
													237	H	Arkansas St.	80	67
													250	A	Appalachian St.	75	83
													257	A	Winthrop	91	47
													266	A	Wofford	70	57
													278	A	Ole Miss	66	69
													313	N	St. Francis Brooklyn	78	47
													315	H	Georgia St.	81	56
													318	A	Mercer	52	62
													346	H	La.-Monroe	64	47
LAST 10 Division I																	
				237	H	Arkansas St.	80	67	235	H	South Alabama	65	71				
				182	H	Little Rock	49	65	57	H	Troy	69	79				
				250	A	Appalachian St.	75	83	237	A	Arkansas St.	62	69				
				99	A	Coastal Caro.	59	66	182	A	Little Rock	46	58				
				315	H	Georgia St.	81	56	166	H	Louisiana	83	67				

Non-Div I Games:

Ga. Southern

■ Loss,
 ■ Non-Conf,
 ■ S Site,
 ■ H Home
 ■ A Away
 N Neutral

Gardner-Webb

Through Games Of Feb. 12, 2020

Average RPI Win:	268	WON-LOST	WINNING	LAST 10	STRENGTH OF	OPP. STRENGTH	TEAM	ADJ.	CONF.	ADJ CONF.
Average RPI Loss:	164	RECORD	PCT. RANK	GAMES	SCHEDULE	OF SCHEDULE	RPI	RPI	RPI	RPI
DIV. I ONLY	13- 10	132	6-4	288	305	214	214	25	25	
DIV. I NON-CONF.	5- 4	140	0	249	216	170	170	28	28	
TOTALS	RPI 1-25	RPI 26-50	W-L RECORDS	RPI 51-100	RPI 101-150	RPI 150+				
13- 10	0- 0	0- 1	OVERALL	0- 2	0- 1	13- 6				
9- 3	0- 0	0- 0	HOME	0- 0	0- 0	9- 3				
4- 7	0- 0	0- 1	AWAY	0- 2	0- 1	4- 3				
0- 0	0- 0	0- 0	NEUTRAL	0- 0	0- 0	0- 0				
5- 4	0- 0	0- 1	NON-CONFERENCE	0- 2	0- 0	5- 1				
3- 1	0- 0	0- 0	HOME	0- 0	0- 0	3- 1				
2- 3	0- 0	0- 1	AWAY	0- 2	0- 0	2- 0				
0- 0	0- 0	0- 0	NEUTRAL	0- 0	0- 0	0- 0				
8- 6	0- 0	0- 0	CONFERENCE	0- 0	0- 1	8- 5				
6- 2	0- 0	0- 0	HOME	0- 0	0- 0	6- 2				
2- 4	0- 0	0- 0	AWAY	0- 0	0- 1	2- 3				
0- 0	0- 0	0- 0	NEUTRAL	0- 0	0- 0	0- 0				

RPI S	Opponent	Score	RPI S	Opponent	Score	RPI S	Opponent	Score	RPI S	Opponent	Score	Team's RPI: 214
33	A Virginia Tech	65 87	78	A Charlotte	49 74	103	A Campbell	44 48				
			80	A Georgia	56 84	161	A Hampton	58 63				
						161	H Hampton	70 59				
						188	H Delaware	67 65				
						189	H Furman	67 72				
						194	H High Point	70 57				
						217	A Radford	51 65				
						217	H Radford	73 84				
						233	A UNC Asheville	65 59				
						250	A Appalachian St.	67 56				
						257	H Winthrop	71 59				
						259	A Longwood	70 80				
						259	H Longwood	73 70				
						266	H Wofford	67 53				
						305	H Presbyterian	53 56				
						318	A Mercer	65 62				
						332	H USC Upstate	63 53				
						337	H Western Caro.	88 62				
						343	A Charleston So.	79 52				
						343	H Charleston So.	67 45				
LAST 10 Division I												
259	H Longwood	73 70	217	H Radford	73 84							
161	H Hampton	70 59	233	A UNC Asheville	65 59							
217	A Radford	51 65	332	H USC Upstate	63 53							
343	H Charleston So.	67 45	305	H Presbyterian	53 56							
194	H High Point	70 57	103	A Campbell	44 48							

Non-Div I Games:

Gardner-Webb

Loss, Non-Conf, S Site, H Home A Away N Neutral

George Mason

Through Games Of Feb. 12, 2020

Average RPI Win: 228	WON-LOST	WINNING	LAST 10	STRENGTH OF	OPP. STRENGTH	TEAM	ADJ.	CONF.	ADJ CONF.
Average RPI Loss: 136	RECORD	PCT. RANK	GAMES	SCHEDULE	OF SCHEDULE	RPI	RPI	RPI	RPI
DIV. I ONLY	8- 16	266	1-9	112	186	228	228	12	12
DIV. I NON-CONF.	6- 7	182	0	144	291	180	180	12	12
TOTALS	RPI 1-25	RPI 26-50	W-L RECORDS	RPI 51-100	RPI 101-150	RPI 150+			
8- 16	0- 0	0- 2	OVERALL	0- 4	0- 4	8- 6			
4- 8	0- 0	0- 1	HOME	0- 2	0- 3	4- 2			
4- 7	0- 0	0- 0	AWAY	0- 2	0- 1	4- 4			
0- 1	0- 0	0- 1	NEUTRAL	0- 0	0- 0	0- 0			
6- 7	0- 0	0- 2	NON-CONFERENCE	0- 2	0- 0	6- 3			
2- 4	0- 0	0- 1	HOME	0- 1	0- 0	2- 2			
4- 2	0- 0	0- 0	AWAY	0- 1	0- 0	4- 1			
0- 1	0- 0	0- 1	NEUTRAL	0- 0	0- 0	0- 0			
2- 9	0- 0	0- 0	CONFERENCE	0- 2	0- 4	2- 3			
2- 4	0- 0	0- 0	HOME	0- 1	0- 3	2- 0			
0- 5	0- 0	0- 0	AWAY	0- 1	0- 1	0- 3			
0- 0	0- 0	0- 0	NEUTRAL	0- 0	0- 0	0- 0			

RPI 1-25				RPI 26-50				RPI 51-100				RPI 101+				Team's RPI: 228	
RPI	S	Opponent	Score	RPI	S	Opponent	Score	RPI	S	Opponent	Score	RPI	S	Opponent	Score		
				33	H	Virginia Tech	58 77	59	A	Dayton	55 59	101	H	Fordham	54 66		
				43	N	Bradley	59 61	73	H	Bucknell	51 64	109	A	Duquesne	63 84		
								96	H	Saint Louis	51 64	117	H	VCU	63 82		
								99	A	Coastal Caro.	59 74	122	H	Davidson	69 76		
												151	H	Massachusetts	73 56		
												153	H	George Washington	70 60		
												176	A	Rhode Island	42 47		
												188	A	Delaware	44 63		
												198	A	La Salle	65 77		
												200	H	American	73 55		
												205	A	Penn St.	78 68		
												221	H	UMKC	58 64		
												231	A	SMU	59 58		
												255	H	Howard	75 86		
												258	A	Col. of Charleston	72 61		
												285	A	St. Bonaventure	47 62		
												295	A	Navy	67 58		
												331	H	Detroit Mercy	75 62		
LAST 10 Division I																	
				96	H	Saint Louis	51 64	109	A	Duquesne	63 84						
				151	H	Massachusetts	73 56	101	H	Fordham	54 66						
				176	A	Rhode Island	42 47	122	H	Davidson	69 76						
				198	A	La Salle	65 77	285	A	St. Bonaventure	47 62						
				117	H	VCU	63 82	59	A	Dayton	55 59						

Non-Div I Games:

George Mason

■ Loss,
 ■ Non-Conf,
 S Site,
 ■ Home
 ■ Away
 N Neutral

Average RPI Win: 179	WON-LOST	WINNING	LAST 10	STRENGTH OF	OPP. STRENGTH	TEAM	ADJ.	CONF.	ADJ CONF.
Average RPI Loss: 119	RECORD	PCT. RANK	GAMES	SCHEDULE	OF SCHEDULE	RPI	RPI	RPI	RPI
DIV. I ONLY	10- 14	227	4-6	91	112	153	153	12	12
DIV. I NON-CONF.	6- 7	182	0	76	101	121	121	12	12
TOTALS	RPI 1-25	RPI 26-50	W-L RECORDS	RPI 51-100	RPI 101-150	RPI 150+			
10- 14	0- 2	0- 1	OVERALL	1- 3	3- 4	6- 4			
4- 7	0- 1	0- 1	HOME	0- 3	1- 1	3- 1			
6- 7	0- 1	0- 0	AWAY	1- 0	2- 3	3- 3			
0- 0	0- 0	0- 0	NEUTRAL	0- 0	0- 0	0- 0			
6- 7	0- 2	0- 1	NON-CONFERENCE	1- 1	1- 2	4- 1			
2- 4	0- 1	0- 1	HOME	0- 1	0- 1	2- 0			
4- 3	0- 1	0- 0	AWAY	1- 0	1- 1	2- 1			
0- 0	0- 0	0- 0	NEUTRAL	0- 0	0- 0	0- 0			
4- 7	0- 0	0- 0	CONFERENCE	0- 2	2- 2	2- 3			
2- 3	0- 0	0- 0	HOME	0- 2	1- 0	1- 1			
2- 4	0- 0	0- 0	AWAY	0- 0	1- 2	1- 2			
0- 0	0- 0	0- 0	NEUTRAL	0- 0	0- 0	0- 0			

RPI 1-25				RPI 26-50				RPI 51-100				RPI 101+ Team's RPI: 153			
RPI	S	Opponent	Score	RPI	S	Opponent	Score	RPI	S	Opponent	Score	RPI	S	Opponent	Score
3	A	Maryland	54 88	44	H	James Madison	50 69	58	H	Minnesota	50 83	101	A	Fordham	47 53
20	H	Princeton	50 75					59	H	Dayton	50 66	109	H	Duquesne	65 60
								95	A	Villanova	68 56	117	A	VCU	56 55
								96	H	Saint Louis	45 59	122	A	Davidson	55 62
												125	A	Lehigh	53 59
												126	H	William & Mary	51 63
												148	A	Memphis	64 63
												151	H	Massachusetts	50 47
												178	A	Quinnipiac	78 67
												188	A	Delaware	63 49
												198	H	La Salle	54 61
												200	A	American	53 66
												218	A	Saint Joseph's	56 50
												228	A	George Mason	60 70
												240	H	Georgetown	52 49
												285	A	St. Bonaventure	55 59
												342	H	Coppin St.	54 35
LAST 10 Division I															
198	H	La Salle	54 61	151	H	Massachusetts	50 47								
117	A	VCU	56 55	59	H	Dayton	50 66								
285	A	St. Bonaventure	55 59	122	A	Davidson	55 62								
96	H	Saint Louis	45 59	101	A	Fordham	47 53								
218	A	Saint Joseph's	56 50	109	H	Duquesne	65 60								

Non-Div I Games:

George Washington

■ Loss,
 ■ Non-Conf,
 S Site,
 ■ Home
 ■ Away
 N Neutral

Average RPI Win:	257	WON-LOST	WINNING	LAST 10	STRENGTH OF	OPP. STRENGTH	TEAM	ADJ.	CONF.	ADJ CONF.
Average RPI Loss:	92	RECORD	PCT. RANK	GAMES	SCHEDULE	OF SCHEDULE	RPI	RPI	RPI	RPI
DIV. I ONLY	5- 19	317	1-9	113	78	240	240	6	6	
DIV. I NON-CONF.	3- 8	268	0	158	188	223	223	6	6	
TOTALS	RPI 1-25	RPI 26-50	W-L RECORDS	RPI 51-100	RPI 101-150	RPI 150+				
5- 19	0- 1	0- 3	OVERALL	0- 8	1- 4	4- 3				
1- 8	0- 0	0- 2	HOME	0- 3	1- 2	0- 1				
4- 10	0- 1	0- 1	AWAY	0- 4	0- 2	4- 2				
0- 1	0- 0	0- 0	NEUTRAL	0- 1	0- 0	0- 0				
3- 8	0- 0	0- 1	NON-CONFERENCE	0- 1	0- 4	3- 2				
0- 3	0- 0	0- 1	HOME	0- 0	0- 2	0- 0				
3- 4	0- 0	0- 0	AWAY	0- 0	0- 2	3- 2				
0- 1	0- 0	0- 0	NEUTRAL	0- 1	0- 0	0- 0				
2- 11	0- 1	0- 2	CONFERENCE	0- 7	1- 0	1- 1				
1- 5	0- 0	0- 1	HOME	0- 3	1- 0	0- 1				
1- 6	0- 1	0- 1	AWAY	0- 4	0- 0	1- 0				
0- 0	0- 0	0- 0	NEUTRAL	0- 0	0- 0	0- 0				

RPI S	Opponent	Score	RPI S	Opponent	Score	RPI S	Opponent	Score	RPI S	Opponent	Score	Team's RPI: 240
19	A DePaul	66 92	34	A Marquette	51 73	55	N Fresno St.	69 82	101	A Fordham	54 67	
			35	H Creighton	56 65	63	A St. John's (NY)	54 71	107	H Rider	64 65	
			44	H James Madison	59 66	63	H St. John's (NY)	68 74	116	H Richmond	49 51	
						69	A Seton Hall	60 79	122	A Davidson	52 66	
						69	H Seton Hall	47 61	143	H Providence	62 53	
						93	A Butler	42 60	153	A George Washington	49 52	
						93	H Butler	46 47	163	A Columbia	49 54	
						95	A Villanova	53 74	263	A Xavier	63 50	
									263	H Xavier	64 85	
									279	A Pittsburgh	66 56	
									281	A LMU (CA)	64 53	
									320	A UMES	57 39	
LAST 10 Division I												
263	A Xavier	63 50	34	A Marquette	51 73							
93	A Butler	42 60	95	A Villanova	53 74							
63	H St. John's (NY)	68 74	93	H Butler	46 47							
69	H Seton Hall	47 61	263	H Xavier	64 85							
19	A DePaul	66 92	69	A Seton Hall	60 79							

Non-Div I Games:

Georgetown

■ Loss,
 ■ Non-Conf,
 ■ S Site,
 ■ H Home
 ■ A Away
 N Neutral

Average RPI Win:	185	WON-LOST	WINNING	LAST 10	STRENGTH OF	OPP. STRENGTH	TEAM	ADJ.	CONF.	ADJ CONF.
Average RPI Loss:	47	RECORD	PCT. RANK	GAMES	SCHEDULE	OF SCHEDULE	RPI	RPI	RPI	RPI
DIV. I ONLY	13- 11	154	3-7	17	73	80	80	4	4	
DIV. I NON-CONF.	9- 4	84	0	47	225	85	85	5	5	
TOTALS	RPI 1-25	RPI 26-50	W-L RECORDS	RPI 51-100	RPI 101-150	RPI 150+				
13- 11	0- 6	2- 1	OVERALL	1- 2	3- 2	7- 0				
8- 7	0- 3	0- 0	HOME	0- 2	2- 2	6- 0				
3- 4	0- 3	1- 1	AWAY	0- 0	1- 0	1- 0				
2- 0	0- 0	1- 0	NEUTRAL	1- 0	0- 0	0- 0				
9- 4	0- 2	1- 0	NON-CONFERENCE	1- 2	1- 0	6- 0				
7- 3	0- 1	0- 0	HOME	0- 2	1- 0	6- 0				
0- 1	0- 1	0- 0	AWAY	0- 0	0- 0	0- 0				
2- 0	0- 0	1- 0	NEUTRAL	1- 0	0- 0	0- 0				
4- 7	0- 4	1- 1	CONFERENCE	0- 0	2- 2	1- 0				
1- 4	0- 2	0- 0	HOME	0- 0	1- 2	0- 0				
3- 3	0- 2	1- 1	AWAY	0- 0	1- 0	1- 0				
0- 0	0- 0	0- 0	NEUTRAL	0- 0	0- 0	0- 0				

RPI 1-25				RPI 26-50				RPI 51-100				Team's RPI: 80	RPI 101+			
RPI	S	Opponent	Score	RPI	S	Opponent	Score	RPI	S	Opponent	Score		RPI	S	Opponent	Score
1	H	South Carolina	53 88	33	N	Virginia Tech	77 72	87	H	Georgia Tech	40 73		108	H	Vanderbilt	55 63
5	H	UCLA	50 59	38	A	Arkansas	64 55	93	N	Butler	69 36		127	H	Auburn	61 50
6	A	Baylor	38 72	49	A	Tennessee	56 73	95	H	Villanova	58 63		133	H	Missouri	65 73
9	A	Mississippi St.	53 67										135	A	Florida	49 43
9	H	Mississippi St.	66 73										140	H	N.C. A&T	72 54
18	A	Texas A&M	63 64										189	H	Furman	77 48
													214	H	Gardner-Webb	84 56
													227	H	Kennesaw St.	80 65
													275	H	East Carolina	67 50
													278	A	Ole Miss	58 51
													318	H	Mercer	76 60
													332	H	USC Upstate	67 53
LAST 10 Division I																
135	A	Florida	49 43	38	A	Arkansas	64 55									
133	H	Missouri	65 73	127	H	Auburn	61 50									
9	A	Mississippi St.	53 67	49	A	Tennessee	56 73									
18	A	Texas A&M	63 64	108	H	Vanderbilt	55 63									
1	H	South Carolina	53 88	9	H	Mississippi St.	66 73									

Non-Div I Games:

Georgia

Average RPI Win:	296	WON-LOST	WINNING	LAST 10	STRENGTH OF	OPP. STRENGTH	TEAM	ADJ.	CONF.	ADJ CONF.
Average RPI Loss:	180	RECORD	PCT. RANK	GAMES	SCHEDULE	OF SCHEDULE	RPI	RPI	RPI	RPI
DIV. I ONLY	6- 16	295	3-7	252	309	315	315	21	21	
DIV. I NON-CONF.	3- 8	268	0	250	325	315	315	19	19	
TOTALS	RPI 1-25	RPI 26-50	W-L RECORDS	RPI 51-100	RPI 101-150	RPI 150+				
6- 16	0- 1	0- 0	OVERALL	0- 3	0- 1	6- 11				
5- 7	0- 1	0- 0	HOME	0- 1	0- 0	5- 5				
0- 9	0- 0	0- 0	AWAY	0- 2	0- 1	0- 6				
1- 0	0- 0	0- 0	NEUTRAL	0- 0	0- 0	1- 0				
3- 8	0- 1	0- 0	NON-CONFERENCE	0- 1	0- 1	3- 5				
2- 4	0- 1	0- 0	HOME	0- 0	0- 0	2- 3				
0- 4	0- 0	0- 0	AWAY	0- 1	0- 1	0- 2				
1- 0	0- 0	0- 0	NEUTRAL	0- 0	0- 0	1- 0				
3- 8	0- 0	0- 0	CONFERENCE	0- 2	0- 0	3- 6				
3- 3	0- 0	0- 0	HOME	0- 1	0- 0	3- 2				
0- 5	0- 0	0- 0	AWAY	0- 1	0- 0	0- 4				
0- 0	0- 0	0- 0	NEUTRAL	0- 0	0- 0	0- 0				

RPI	S	Opponent	Score	RPI	S	Opponent	Score	RPI	S	Opponent	Score	RPI	S	Opponent	Score	Team's RPI: 315
3	H	Maryland	41 114					57	H	Troy	57 71	149	A	UNC Greensboro	49 64	
								87	A	Georgia Tech	28 69	152	H	Toledo	48 74	
								99	A	Coastal Caro.	45 87	166	H	Louisiana	65 75	
												182	A	Little Rock	46 66	
												182	H	Little Rock	58 43	
												189	A	Furman	55 62	
												216	A	UTEP	68 71	
												235	H	South Alabama	64 81	
												237	A	Arkansas St.	68 70	
												237	H	Arkansas St.	67 56	
												250	A	Appalachian St.	37 65	
												269	H	Alabama A&M	52 67	
												286	H	FIU	63 70	
												299	A	Ga. Southern	56 81	
												322	N	New Mexico St.	59 51	
												338	H	SIUE	74 73	
												346	H	La.-Monroe	68 52	
												348	H	South Carolina St.	77 52	
LAST 10 Division I																
182	H	Little Rock	58 43	57	H	Troy	57 71									
237	H	Arkansas St.	67 56	235	H	South Alabama	64 81									
99	A	Coastal Caro.	45 87	182	A	Little Rock	46 66									
250	A	Appalachian St.	37 65	237	A	Arkansas St.	68 70									
299	A	Ga. Southern	56 81	346	H	La.-Monroe	68 52									

Non-Div I Games:

Georgia St.

■ Loss,
■ Non-Conf,
■ S Site,
■ H Home
■ A Away
N Neutral

Average RPI Win:	158	WON-LOST	WINNING	LAST 10	STRENGTH OF	OPP. STRENGTH	TEAM	ADJ.	CONF.	ADJ CONF.
Average RPI Loss:	69	RECORD	PCT. RANK	GAMES	SCHEDULE	OF SCHEDULE	RPI	RPI	RPI	RPI
DIV. I ONLY	16- 8	72	5-5	141	21	87	87	5	5	
DIV. I NON-CONF.	9- 2	37	0	150	92	55	55	3	3	
TOTALS	RPI 1-25	RPI 26-50	W-L RECORDS	RPI 51-100	RPI 101-150	RPI 150+				
16- 8	1- 1	0- 2	OVERALL	6- 3	2- 2	7- 0				
9- 3	0- 0	0- 0	HOME	2- 2	2- 1	5- 0				
5- 3	1- 0	0- 1	AWAY	2- 1	0- 1	2- 0				
2- 2	0- 1	0- 1	NEUTRAL	2- 0	0- 0	0- 0				
9- 2	0- 1	0- 1	NON-CONFERENCE	3- 0	1- 0	5- 0				
5- 0	0- 0	0- 0	HOME	0- 0	1- 0	4- 0				
2- 0	0- 0	0- 0	AWAY	1- 0	0- 0	1- 0				
2- 2	0- 1	0- 1	NEUTRAL	2- 0	0- 0	0- 0				
7- 6	1- 0	0- 1	CONFERENCE	3- 3	1- 2	2- 0				
4- 3	0- 0	0- 0	HOME	2- 2	1- 1	1- 0				
3- 3	1- 0	0- 1	AWAY	1- 1	0- 1	1- 0				
0- 0	0- 0	0- 0	NEUTRAL	0- 0	0- 0	0- 0				

RPI 1-25				RPI 26-50				RPI 51-100 Team's RPI: 87				RPI 101+			
RPI	S	Opponent	Score	RPI	S	Opponent	Score	RPI	S	Opponent	Score	RPI	S	Opponent	Score
18	N	Texas A&M	48 60	36	A	Duke	46 58	51	H	Virginia	61 51	104	H	Notre Dame	51 59
23	A	Florida St.	67 52	47	N	Rutgers	43 46	69	N	Seton Hall	79 54	115	A	Wake Forest	60 65
								75	A	Miami (FL)	49 54	115	H	Wake Forest	62 52
								75	H	Miami (FL)	61 54	131	H	Wisconsin	60 41
								77	H	Boston College	48 55	175	H	Houston	69 38
								80	A	Georgia	73 40	195	H	Clemson	49 47
								81	H	North Carolina	60 67	227	A	Kennesaw St.	63 47
								85	N	Rice	54 52	268	H	ETSU	87 48
								88	A	Syracuse	82 64	279	A	Pittsburgh	77 48
												315	H	Georgia St.	69 28
												347	H	Grambling	89 42
LAST 10 Division I															
115	H	Wake Forest	62 52	81	H	North Carolina	60 67								
279	A	Pittsburgh	77 48	77	H	Boston College	48 55								
104	H	Notre Dame	51 59	88	A	Syracuse	82 64								
75	A	Miami (FL)	49 54	195	H	Clemson	49 47								
36	A	Duke	46 58	23	A	Florida St.	67 52								

Non-Div I Games:

Georgia Tech

■ Loss,
■ Non-Conf, S Site,
■ Home
■ Away
N Neutral

Average RPI Win: 133	WON-LOST	WINNING	LAST 10	STRENGTH OF	OPP. STRENGTH	TEAM	ADJ.	CONF.	ADJ CONF.
Average RPI Loss: 84	RECORD	PCT. RANK	GAMES	SCHEDULE	OF SCHEDULE	RPI	RPI	RPI	RPI
DIV. I ONLY	23- 2	6	9-1	47	77	11	11	11	11
DIV. I NON-CONF.	11- 1	13	0	20	19	2	2	11	11
TOTALS	RPI 1-25	RPI 26-50	W-L RECORDS	RPI 51-100	RPI 101-150	RPI 150+			
23- 2	1- 1	1- 0	OVERALL	7- 0	6- 0	8- 1			
12- 0	1- 0	0- 0	HOME	2- 0	4- 0	5- 0			
8- 2	0- 1	0- 0	AWAY	3- 0	2- 0	3- 1			
3- 0	0- 0	1- 0	NEUTRAL	2- 0	0- 0	0- 0			
11- 1	1- 1	1- 0	NON-CONFERENCE	5- 0	1- 0	3- 0			
5- 0	1- 0	0- 0	HOME	1- 0	1- 0	2- 0			
3- 1	0- 1	0- 0	AWAY	2- 0	0- 0	1- 0			
3- 0	0- 0	1- 0	NEUTRAL	2- 0	0- 0	0- 0			
12- 1	0- 0	0- 0	CONFERENCE	2- 0	5- 0	5- 1			
7- 0	0- 0	0- 0	HOME	1- 0	3- 0	3- 0			
5- 1	0- 0	0- 0	AWAY	1- 0	2- 0	2- 1			
0- 0	0- 0	0- 0	NEUTRAL	0- 0	0- 0	0- 0			

RPI	S	Opponent	Score	RPI	S	Opponent	Score	RPI	S	Opponent	Score	RPI	S	Opponent	Score
4	H	Missouri St.	64 52	39	N	Purdue	63 50	59	N	Dayton	76 65	106	A	Pacific	83 65
10	A	Stanford	70 76					62	N	Middle Tenn.	62 50	106	H	Pacific	68 67
								71	H	UT Martin	78 55	111	H	Texas Southern	80 45
								72	A	BYU	55 43	118	A	San Diego	57 42
								72	H	BYU	59 44	118	H	San Diego	57 46
								90	A	Montana St.	70 55	146	H	Portland	62 57
								92	A	Washington St.	76 53	158	A	Saint Mary's (CA)	60 70
												158	H	Saint Mary's (CA)	74 49
												187	H	Pepperdine	70 36
												203	A	Santa Clara	67 52
												204	A	Wyoming	65 54
												219	H	CSU Bakersfield	92 48
												243	A	San Francisco	69 46
												281	H	LMU (CA)	78 52
												306	H	Eastern Wash.	84 44
LAST 10 Division I															
158	A	Saint Mary's (CA)	60 70	187	H	Pepperdine	70 36								
106	A	Pacific	83 65	243	A	San Francisco	69 46								
72	H	BYU	59 44	203	A	Santa Clara	67 52								
118	H	San Diego	57 46	106	H	Pacific	68 67								
281	H	LMU (CA)	78 52	158	H	Saint Mary's (CA)	74 49								

Non-Div I Games:

Gonzaga

■ Loss,
 ■ Non-Conf, S Site,
 ■ Home
 ■ Away
 N Neutral

Grambling

Through Games Of Feb. 12, 2020

Average RPI Win:	298	WON-LOST	WINNING	LAST 10	STRENGTH OF	OPP. STRENGTH	TEAM	ADJ.	CONF.	ADJ CONF.
Average RPI Loss:	207	RECORD	PCT. RANK	GAMES	SCHEDULE	OF SCHEDULE	RPI	RPI	RPI	RPI
DIV. I ONLY	2- 19	341	1-9	299	326	347	347	32	32	
DIV. I NON-CONF.	0- 10	338	0	112	171	320	320	31	31	
TOTALS	RPI 1-25	RPI 26-50	W-L RECORDS	RPI 51-100	RPI 101-150	RPI 150+				
2- 19	0- 1	0- 1	OVERALL	0- 1	0- 3	2- 13				
2- 6	0- 0	0- 0	HOME	0- 0	0- 3	2- 3				
0- 12	0- 1	0- 1	AWAY	0- 1	0- 0	0- 9				
0- 1	0- 0	0- 0	NEUTRAL	0- 0	0- 0	0- 1				
0- 10	0- 1	0- 1	NON-CONFERENCE	0- 1	0- 2	0- 5				
0- 2	0- 0	0- 0	HOME	0- 0	0- 2	0- 0				
0- 7	0- 1	0- 1	AWAY	0- 1	0- 0	0- 4				
0- 1	0- 0	0- 0	NEUTRAL	0- 0	0- 0	0- 1				
2- 9	0- 0	0- 0	CONFERENCE	0- 0	0- 1	2- 8				
2- 4	0- 0	0- 0	HOME	0- 0	0- 1	2- 3				
0- 5	0- 0	0- 0	AWAY	0- 0	0- 0	0- 5				
0- 0	0- 0	0- 0	NEUTRAL	0- 0	0- 0	0- 0				

RPI 1-25				RPI 26-50				RPI 51-100				RPI 101+ Team's RPI: 347			
RPI	S	Opponent	Score	RPI	S	Opponent	Score	RPI	S	Opponent	Score	RPI	S	Opponent	Score
6	A	Baylor	46 120	27	A	Kentucky	35 81	87	A	Georgia Tech	42 89	111	H	Texas Southern	85 89
												120	H	UT Arlington	54 88
												135	H	Florida	65 72
												154	A	Jackson St.	46 61
												166	A	Wichita St.	65 77
												179	N	Binghamton	67 88
												236	A	Southern U.	57 81
												236	H	Southern U.	51 70
												241	A	Louisiana Tech	66 70
												269	H	Alabama A&M	69 59
												286	A	FIU	55 56
												289	H	Prairie View	54 67
												323	H	Alabama St.	59 73
												326	A	Alcorn	54 80
												326	H	Alcorn	70 59
												333	A	Ark.-Pine Bluff	79 84
												335	A	Northwestern St.	61 65
												351	A	Mississippi Val.	57 68
LAST 10 Division I															
326	H	Alcorn	70 59	111	H	Texas Southern	85 89								
236	H	Southern U.	51 70	289	H	Prairie View	54 67								
351	A	Mississippi Val.	57 68	326	A	Alcorn	54 80								
333	A	Ark.-Pine Bluff	79 84	236	A	Southern U.	57 81								
154	A	Jackson St.	46 61	323	H	Alabama St.	59 73								

Non-Div I Games: Centenary (LA) 106 42

Grambling

Loss, Non-Conf, S Site, H Home A Away N Neutral

Grand Canyon

Through Games Of Feb. 12, 2020

Average RPI Win:	282	WON-LOST	WINNING	LAST 10	STRENGTH OF	OPP. STRENGTH	TEAM	ADJ.	CONF.	ADJ CONF.
Average RPI Loss:	193	RECORD	PCT. RANK	GAMES	SCHEDULE	OF SCHEDULE	RPI	RPI	RPI	RPI
DIV. I ONLY	10- 8	142	7-3	280	335	238	238	31	31	
DIV. I NON-CONF.	3- 6	235	0-1	176	272	275	275	32	32	
TOTALS	RPI 1-25	RPI 26-50	W-L RECORDS	RPI 51-100	RPI 101-150	RPI 150+				
10- 8	0- 0	0- 0	OVERALL	0- 0	0- 2	10- 6				
7- 4	0- 0	0- 0	HOME	0- 0	0- 0	7- 4				
3- 4	0- 0	0- 0	AWAY	0- 0	0- 2	3- 2				
0- 0	0- 0	0- 0	NEUTRAL	0- 0	0- 0	0- 0				
3- 6	0- 0	0- 0	NON-CONFERENCE	0- 0	0- 2	3- 4				
3- 2	0- 0	0- 0	HOME	0- 0	0- 0	3- 2				
0- 4	0- 0	0- 0	AWAY	0- 0	0- 2	0- 2				
0- 0	0- 0	0- 0	NEUTRAL	0- 0	0- 0	0- 0				
7- 2	0- 0	0- 0	CONFERENCE	0- 0	0- 0	7- 2				
4- 2	0- 0	0- 0	HOME	0- 0	0- 0	4- 2				
3- 0	0- 0	0- 0	AWAY	0- 0	0- 0	3- 0				
0- 0	0- 0	0- 0	NEUTRAL	0- 0	0- 0	0- 0				

RPI 1-25			RPI 26-50			RPI 51-100			RPI 101+ Team's RPI: 238		
RPI	S	Opponent	Score	RPI	S	Opponent	Score	RPI	S	Opponent	Score
								136	A	California	53 72
								146	A	Portland	41 73
								168	H	Southern Utah	69 65
								174	A	Montana	67 72
								184	H	UNLV	53 51
								206	A	Portland St.	46 69
								212	H	North Dakota	76 78
								219	H	CSU Bakersfield	54 59
								221	H	UMKC	53 74
								232	H	Cal St. Fullerton	70 80
								271	H	UC Santa Barbara	58 57
								291	A	California Baptist	62 58
								291	H	California Baptist	72 66
								308	H	UTRGV	62 60
								309	A	Seattle U	56 48
								322	H	New Mexico St.	60 49
								324	A	Utah Valley	66 59
								350	H	Chicago St.	69 49
LAST 10 Division I											
								291	H	California Baptist	72 66
								322	H	New Mexico St.	60 49
								308	H	UTRGV	62 60
								324	A	Utah Valley	66 59
								309	A	Seattle U	56 48
								221	H	UMKC	53 74
								350	H	Chicago St.	69 49
								291	A	California Baptist	62 58
								219	H	CSU Bakersfield	54 59
								136	A	California	53 72

Non-Div I Games: Benedictine Mesa 72 53 Whittier 77 41

Grand Canyon

Loss, Non-Conf, S Site, H Home A Away N Neutral

Average RPI Win: 213	WON-LOST	WINNING	LAST 10	STRENGTH OF	OPP. STRENGTH	TEAM	ADJ.	CONF.	ADJ CONF.
Average RPI Loss: 114	RECORD	PCT. RANK	GAMES	SCHEDULE	OF SCHEDULE	RPI	RPI	RPI	RPI
DIV. I ONLY	12- 12	174	6-4	96	160	138	138	22	22
DIV. I NON-CONF.	5- 7	205	0	26	24	106	106	20	20
TOTALS	RPI 1-25	RPI 26-50	W-L RECORDS	RPI 51-100	RPI 101-150	RPI 150+			
12- 12	1- 2	0- 2	OVERALL	1- 3	1- 0	9- 5			
4- 6	0- 1	0- 2	HOME	0- 2	1- 0	3- 1			
6- 5	1- 0	0- 0	AWAY	0- 1	0- 0	5- 4			
2- 1	0- 1	0- 0	NEUTRAL	1- 0	0- 0	1- 0			
5- 7	1- 2	0- 2	NON-CONFERENCE	1- 2	1- 0	2- 1			
1- 4	0- 1	0- 2	HOME	0- 1	1- 0	0- 0			
2- 2	1- 0	0- 0	AWAY	0- 1	0- 0	1- 1			
2- 1	0- 1	0- 0	NEUTRAL	1- 0	0- 0	1- 0			
7- 5	0- 0	0- 0	CONFERENCE	0- 1	0- 0	7- 4			
3- 2	0- 0	0- 0	HOME	0- 1	0- 0	3- 1			
4- 3	0- 0	0- 0	AWAY	0- 0	0- 0	4- 3			
0- 0	0- 0	0- 0	NEUTRAL	0- 0	0- 0	0- 0			

RPI 1-25				RPI 26-50				RPI 51-100				RPI 101+ Team's RPI: 138			
RPI	S	Opponent	Score	RPI	S	Opponent	Score	RPI	S	Opponent	Score	RPI	S	Opponent	Score
9	N	Mississippi St.	58 83	34	H	Marquette	47 60	53	H	IUPUI	42 54	133	H	Missouri	72 64
17	A	Central Mich.	111 105	40	H	South Dakota	60 66	61	A	Marist	60 72	156	A	Wright St.	68 59
19	H	DePaul	65 76					64	H	South Dakota St.	55 60	156	H	Wright St.	58 70
								88	N	Syracuse	79 73	191	A	Cleveland St.	74 54
												202	A	Northern Ky.	43 63
												202	H	Northern Ky.	65 44
												215	A	Maine	60 61
												234	A	Milwaukee	60 65
												234	H	Milwaukee	61 48
												247	A	Youngstown St.	70 63
												260	N	Bowling Green	73 54
												282	A	Oakland	88 93
												331	A	Detroit Mercy	65 48
												341	H	UIC	73 36
												350	A	Chicago St.	102 46
LAST 10 Division I															
234	A	Milwaukee	60 65	341	H	UIC	73 36								
202	A	Northern Ky.	43 63	53	H	IUPUI	42 54								
156	A	Wright St.	68 59	331	A	Detroit Mercy	65 48								
191	A	Cleveland St.	74 54	282	A	Oakland	88 93								
247	A	Youngstown St.	70 63	234	H	Milwaukee	61 48								

Non-Div I Games:

Green Bay

■ Loss,
 ■ Non-Conf, S Site,
 ■ Home
 ■ Away
 N Neutral

Average RPI Win: 231	WON-LOST	WINNING	LAST 10	STRENGTH OF	OPP. STRENGTH	TEAM	ADJ.	CONF.	ADJ CONF.
Average RPI Loss: 163	RECORD	PCT. RANK	GAMES	SCHEDULE	OF SCHEDULE	RPI	RPI	RPI	RPI
DIV. I ONLY	13- 10	132	6-4	167	295	161	161	25	25
DIV. I NON-CONF.	4- 5	195	0	91	136	131	131	28	28
TOTALS	RPI 1-25	RPI 26-50	W-L RECORDS	RPI 51-100	RPI 101-150	RPI 150+			
13- 10	0- 0	0- 1	OVERALL	1- 1	1- 1	11- 7			
6- 5	0- 0	0- 0	HOME	0- 1	0- 1	6- 3			
5- 5	0- 0	0- 1	AWAY	1- 0	0- 0	4- 4			
2- 0	0- 0	0- 0	NEUTRAL	0- 0	1- 0	1- 0			
4- 5	0- 0	0- 1	NON-CONFERENCE	1- 1	1- 0	2- 3			
0- 3	0- 0	0- 0	HOME	0- 1	0- 0	0- 2			
2- 2	0- 0	0- 1	AWAY	1- 0	0- 0	1- 1			
2- 0	0- 0	0- 0	NEUTRAL	0- 0	1- 0	1- 0			
9- 5	0- 0	0- 0	CONFERENCE	0- 0	0- 1	9- 4			
6- 2	0- 0	0- 0	HOME	0- 0	0- 1	6- 1			
3- 3	0- 0	0- 0	AWAY	0- 0	0- 0	3- 3			
0- 0	0- 0	0- 0	NEUTRAL	0- 0	0- 0	0- 0			

RPI S	Opponent	Score	RPI S	Opponent	Score	RPI S	Opponent	Score	RPI S	Opponent	Score	Team's RPI: 161
			32 A	Old Dominion	38 75	67 A	Alabama	64 61	103 H	Campbell	31 68	
						100 H	Liberty	59 83	116 N	Richmond	69 65	
									170 H	Norfolk St.	56 77	
									177 H	Fla. Atlantic	63 64	
									189 A	Furman	65 70	
									194 A	High Point	59 74	
									194 H	High Point	77 81	
									196 N	Mt. St. Mary's	68 60	
									214 A	Gardner-Webb	59 70	
									214 H	Gardner-Webb	63 58	
									217 H	Radford	51 48	
									229 A	Chattanooga	84 55	
									233 A	UNC Asheville	76 66	
									233 H	UNC Asheville	68 59	
									257 A	Winthrop	66 72	
									257 H	Winthrop	62 48	
									259 H	Longwood	72 55	
									305 A	Presbyterian	71 42	
									332 H	USC Upstate	60 40	
									343 A	Charleston So.	64 59	
LAST 10 Division I												
257 H	Winthrop	62 48	194 H	High Point	77 81							
214 A	Gardner-Webb	59 70	343 A	Charleston So.	64 59							
194 A	High Point	59 74	332 H	USC Upstate	60 40							
233 A	UNC Asheville	76 66	103 H	Campbell	31 68							
259 H	Longwood	72 55	217 H	Radford	51 48							

Non-Div I Games:

Hampton

■ Loss,
 ■ Non-Conf,
 S Site,
 ■ Home
 ■ Away
 N Neutral

Hartford

Through Games Of Feb. 12, 2020

Average RPI Win:	0	WON-LOST	WINNING	LAST 10	STRENGTH OF	OPP. STRENGTH	TEAM	ADJ.	CONF.	ADJ CONF.
Average RPI Loss:	207	RECORD	PCT. RANK	GAMES	SCHEDULE	OF SCHEDULE	RPI	RPI	RPI	RPI
DIV. I ONLY	0- 25	351	0-10	271	281	349	349	27	27	
DIV. I NON-CONF.	0- 13	338	0	223	213	339	339	27	27	
TOTALS	RPI 1-25	RPI 26-50	W-L RECORDS	RPI 51-100	RPI 101-150	RPI 150+				
0- 25	0- 1	0- 0	OVERALL	0- 4	0- 3	0- 17				
0- 11	0- 0	0- 0	HOME	0- 0	0- 1	0- 10				
0- 14	0- 1	0- 0	AWAY	0- 4	0- 2	0- 7				
0- 0	0- 0	0- 0	NEUTRAL	0- 0	0- 0	0- 0				
0- 13	0- 1	0- 0	NON-CONFERENCE	0- 3	0- 3	0- 6				
0- 6	0- 0	0- 0	HOME	0- 0	0- 1	0- 5				
0- 7	0- 1	0- 0	AWAY	0- 3	0- 2	0- 1				
0- 0	0- 0	0- 0	NEUTRAL	0- 0	0- 0	0- 0				
0- 12	0- 0	0- 0	CONFERENCE	0- 1	0- 0	0- 11				
0- 5	0- 0	0- 0	HOME	0- 0	0- 0	0- 5				
0- 7	0- 0	0- 0	AWAY	0- 1	0- 0	0- 6				
0- 0	0- 0	0- 0	NEUTRAL	0- 0	0- 0	0- 0				

RPI 1-25				RPI 26-50				RPI 51-100				RPI 101+ Team's RPI: 349			
RPI	S	Opponent	Score	RPI	S	Opponent	Score	RPI	S	Opponent	Score	RPI	S	Opponent	Score
20	A	Princeton	42 73					68	A	Stony Brook	55 66	126	A	William & Mary	44 61
								86	A	Penn	46 74	143	H	Providence	57 75
								97	A	Michigan St.	34 79	144	A	Northeastern	47 60
								98	A	Harvard	44 53	151	A	Massachusetts	48 74
												176	H	Rhode Island	56 68
												178	H	Quinnipiac	50 87
												179	A	Binghamton	44 80
												215	A	Maine	73 87
												215	H	Maine	52 69
												225	H	UMass Lowell	63 68
												265	A	New Hampshire	71 72
												293	A	UMBC	54 61
												293	H	UMBC	47 56
												297	A	Vermont	51 62
												297	H	Vermont	53 63
												310	A	Albany (NY)	40 63
												310	H	Albany (NY)	63 68
												316	H	Hofstra	41 43
												330	H	NJIT	52 61
												344	H	Central Conn. St.	54 61
LAST 10 Division I															
310	A	Albany (NY)	40 63	310	H	Albany (NY)	63 68								
297	A	Vermont	51 62	293	A	UMBC	54 61								
293	H	UMBC	47 56	297	H	Vermont	53 63								
215	H	Maine	52 69	68	A	Stony Brook	55 66								
179	A	Binghamton	44 80	225	H	UMass Lowell	63 68								

Non-Div I Games:

Hartford

■ Loss,
 ■ Non-Conf,
 ■ S Site,
 ■ Home
 ■ A Away
 N Neutral

Average RPI Win: 180	WON-LOST	WINNING	LAST 10	STRENGTH OF	OPP. STRENGTH	TEAM	ADJ.	CONF.	ADJ CONF.
Average RPI Loss: 137	RECORD	PCT. RANK	GAMES	SCHEDULE	OF SCHEDULE	RPI	RPI	RPI	RPI
DIV. I ONLY	13- 6	63	7-3	188	101	98	98	8	8
DIV. I NON-CONF.	9- 4	84	3-1	283	108	122	122	8	8
TOTALS	RPI 1-25	RPI 26-50	W-L RECORDS	RPI 51-100	RPI 101-150	RPI 150+			
13- 6	0- 1	1- 1	OVERALL	1- 0	2- 1	9- 3			
8- 2	0- 1	1- 0	HOME	1- 0	1- 1	5- 0			
5- 3	0- 0	0- 1	AWAY	0- 0	1- 0	4- 2			
0- 1	0- 0	0- 0	NEUTRAL	0- 0	0- 0	0- 1			
9- 4	0- 0	0- 1	NON-CONFERENCE	0- 0	2- 1	7- 2			
4- 1	0- 0	0- 0	HOME	0- 0	1- 1	3- 0			
5- 2	0- 0	0- 1	AWAY	0- 0	1- 0	4- 1			
0- 1	0- 0	0- 0	NEUTRAL	0- 0	0- 0	0- 1			
4- 2	0- 1	1- 0	CONFERENCE	1- 0	0- 0	2- 1			
4- 1	0- 1	1- 0	HOME	1- 0	0- 0	2- 0			
0- 1	0- 0	0- 0	AWAY	0- 0	0- 0	0- 1			
0- 0	0- 0	0- 0	NEUTRAL	0- 0	0- 0	0- 0			

RPI 1-25				RPI 26-50				RPI 51-100				Team's RPI: 98	RPI 101+			
RPI	S	Opponent	Score	RPI	S	Opponent	Score	RPI	S	Opponent	Score		RPI	S	Opponent	Score
20	H	Princeton	46 60	41	H	Yale	66 57	86	H	Penn	58 51		132	A	Boston U.	66 39
				47	A	Rutgers	46 74						136	H	California	56 53
													144	H	Northeastern	44 46
													169	A	Northern Ill.	59 53
													176	H	Rhode Island	61 58
													177	A	Fla. Atlantic	65 51
													178	A	Quinnipiac	77 68
													193	A	Dartmouth	62 63
													193	H	Dartmouth	64 49
													198	A	La Salle	69 75
													211	H	Brown	68 53
													215	A	Maine	69 40
													218	N	Saint Joseph's	39 63
													276	H	Siena	68 51
													349	H	Hartford	53 44
LAST 10 Division I																
211	H	Brown	68 53	193	A	Dartmouth	62 63									
41	H	Yale	66 57	176	H	Rhode Island	61 58									
20	H	Princeton	46 60	177	A	Fla. Atlantic	65 51									
86	H	Penn	58 51	218	N	Saint Joseph's	39 63									
193	H	Dartmouth	64 49	215	A	Maine	69 40									

Non-Div I Games:

Harvard

■ Loss,
 ■ Non-Conf, S Site,
 ■ Home
 ■ Away
 N Neutral

Average RPI Win:	239	WON-LOST	WINNING	LAST 10	STRENGTH OF	OPP. STRENGTH	TEAM	ADJ.	CONF.	ADJ CONF.
Average RPI Loss:	161	RECORD	PCT. RANK	GAMES	SCHEDULE	OF SCHEDULE	RPI	RPI	RPI	RPI
DIV. I ONLY	12- 10	146	7-3	218	206	180	180	28	28	
DIV. I NON-CONF.	5- 7	205	0	102	77	172	172	26	26	
TOTALS	RPI 1-25	RPI 26-50	W-L RECORDS	RPI 51-100	RPI 101-150	RPI 150+				
12- 10	0- 2	1- 0	OVERALL	0- 1	1- 2	10- 5				
7- 4	0- 1	1- 0	HOME	0- 1	0- 1	6- 1				
5- 6	0- 1	0- 0	AWAY	0- 0	1- 1	4- 4				
0- 0	0- 0	0- 0	NEUTRAL	0- 0	0- 0	0- 0				
5- 7	0- 2	1- 0	NON-CONFERENCE	0- 1	1- 2	3- 2				
3- 4	0- 1	1- 0	HOME	0- 1	0- 1	2- 1				
2- 3	0- 1	0- 0	AWAY	0- 0	1- 1	1- 1				
0- 0	0- 0	0- 0	NEUTRAL	0- 0	0- 0	0- 0				
7- 3	0- 0	0- 0	CONFERENCE	0- 0	0- 0	7- 3				
4- 0	0- 0	0- 0	HOME	0- 0	0- 0	4- 0				
3- 3	0- 0	0- 0	AWAY	0- 0	0- 0	3- 3				
0- 0	0- 0	0- 0	NEUTRAL	0- 0	0- 0	0- 0				

RPI 1-25				RPI 26-50				RPI 51-100				RPI 101+ Team's RPI: 180			
RPI	S	Opponent	Score	RPI	S	Opponent	Score	RPI	S	Opponent	Score	RPI	S	Opponent	Score
13	A	Oregon St.	32 64	37	H	Texas	73 60	86	H	Penn	55 70	111	H	Texas Southern	57 74
14	H	NC State	59 68									121	A	Idaho	52 67
												137	A	Washington	62 50
												165	A	UC Davis	49 62
												187	A	Pepperdine	52 51
												232	H	Cal St. Fullerton	79 72
												242	H	San Diego St.	61 58
												262	H	North Texas	60 66
												267	A	Long Beach St.	55 62
												267	H	Long Beach St.	68 44
												271	A	UC Santa Barbara	63 51
												281	A	LMU (CA)	51 65
												287	A	CSUN	54 58
												288	A	UC Riverside	65 59
												288	H	UC Riverside	80 57
												298	H	UTSA	62 50
												303	H	UC Irvine	94 70
												312	A	Cal Poly	59 46
LAST 10 Division I															
271	A	UC Santa Barbara	63 51	267	A	Long Beach St.	55 62								
312	A	Cal Poly	59 46	232	H	Cal St. Fullerton	79 72								
267	H	Long Beach St.	68 44	288	H	UC Riverside	80 57								
303	H	UC Irvine	94 70	165	A	UC Davis	49 62								
288	A	UC Riverside	65 59	287	A	CSUN	54 58								

Non-Div I Games: Hope Int'l 86 49

Hawaii

Average RPI Win:	269	WON-LOST	WINNING	LAST 10	STRENGTH OF	OPP. STRENGTH	TEAM	ADJ.	CONF.	ADJ CONF.
Average RPI Loss:	162	RECORD	PCT. RANK	GAMES	SCHEDULE	OF SCHEDULE	RPI	RPI	RPI	RPI
DIV. I ONLY	11- 12	192	7-3	201	327	194	194	25	25	
DIV. I NON-CONF.	2- 7	288	0	173	266	272	272	28	28	
TOTALS	RPI 1-25	RPI 26-50	W-L RECORDS	RPI 51-100	RPI 101-150	RPI 150+				
11- 12	0- 0	0- 1	OVERALL	0- 1	0- 4	11- 6				
6- 3	0- 0	0- 0	HOME	0- 0	0- 2	6- 1				
5- 9	0- 0	0- 1	AWAY	0- 1	0- 2	5- 5				
0- 0	0- 0	0- 0	NEUTRAL	0- 0	0- 0	0- 0				
2- 7	0- 0	0- 1	NON-CONFERENCE	0- 1	0- 2	2- 3				
1- 2	0- 0	0- 0	HOME	0- 0	0- 1	1- 1				
1- 5	0- 0	0- 1	AWAY	0- 1	0- 1	1- 2				
0- 0	0- 0	0- 0	NEUTRAL	0- 0	0- 0	0- 0				
9- 5	0- 0	0- 0	CONFERENCE	0- 0	0- 2	9- 3				
5- 1	0- 0	0- 0	HOME	0- 0	0- 1	5- 0				
4- 4	0- 0	0- 0	AWAY	0- 0	0- 1	4- 3				
0- 0	0- 0	0- 0	NEUTRAL	0- 0	0- 0	0- 0				

RPI 1-25				RPI 26-50				RPI 51-100				RPI 101+				Team's RPI: 194	
RPI	S	Opponent	Score	RPI	S	Opponent	Score	RPI	S	Opponent	Score	RPI	S	Opponent	Score		
				36	A	Duke	57 93					93	A	Butler	52 74		
												103	A	Campbell	36 73		
												103	H	Campbell	66 68		
												122	H	Davidson	63 73		
												149	A	UNC Greensboro	70 82		
												161	A	Hampton	81 77		
												161	H	Hampton	74 59		
												170	A	Norfolk St.	58 72		
												200	A	American	48 56		
												214	A	Gardner-Webb	57 70		
												217	H	Radford	68 58		
												233	A	UNC Asheville	60 76		
												257	A	Winthrop	63 69		
												257	H	Winthrop	94 61		
												258	H	Col. of Charleston	70 79		
												259	A	Longwood	76 69		
												268	H	ETSU	80 62		
												305	H	Presbyterian	60 55		
												321	A	N.C. Central	78 58		
												332	A	USC Upstate	81 45		
												332	H	USC Upstate	85 46		
												343	A	Charleston So.	84 70		
LAST 10 Division I																	
				103	H	Campbell	66 68	161	A	Hampton	81 77						
				332	A	USC Upstate	81 45	305	H	Presbyterian	60 55						
				161	H	Hampton	74 59	259	A	Longwood	76 69						
				257	H	Winthrop	94 61	343	A	Charleston So.	84 70						
				214	A	Gardner-Webb	57 70	233	A	UNC Asheville	60 76						

Non-Div I Games:

High Point

■ Loss,
 ■ Non-Conf,
 ■ S Site,
 ■ H Home
 ■ A Away
 N Neutral

Average RPI Win:	236	WON-LOST	WINNING	LAST 10	STRENGTH OF	OPP. STRENGTH	TEAM	ADJ.	CONF.	ADJ CONF.
Average RPI Loss:	177	RECORD	PCT. RANK	GAMES	SCHEDULE	OF SCHEDULE	RPI	RPI	RPI	RPI
DIV. I ONLY	3- 19	330	0-10	164	289	316	316	14	14	
DIV. I NON-CONF.	3- 8	268	0	204	351	307	307	13	13	
TOTALS	RPI 1-25	RPI 26-50	W-L RECORDS	RPI 51-100	RPI 101-150	RPI 150+				
3- 19	0- 0	0- 1	OVERALL	0- 3	1- 3	2- 12				
2- 9	0- 0	0- 0	HOME	0- 2	1- 2	1- 5				
1- 8	0- 0	0- 1	AWAY	0- 1	0- 1	1- 5				
0- 2	0- 0	0- 0	NEUTRAL	0- 0	0- 0	0- 2				
3- 8	0- 0	0- 0	NON-CONFERENCE	0- 1	1- 0	2- 7				
2- 3	0- 0	0- 0	HOME	0- 1	1- 0	1- 2				
1- 3	0- 0	0- 0	AWAY	0- 0	0- 0	1- 3				
0- 2	0- 0	0- 0	NEUTRAL	0- 0	0- 0	0- 2				
0- 11	0- 0	0- 1	CONFERENCE	0- 2	0- 3	0- 5				
0- 6	0- 0	0- 0	HOME	0- 1	0- 2	0- 3				
0- 5	0- 0	0- 1	AWAY	0- 1	0- 1	0- 2				
0- 0	0- 0	0- 0	NEUTRAL	0- 0	0- 0	0- 0				

RPI 1-25				RPI 26-50				RPI 51-100				RPI 101+				Team's RPI: 316
RPI	S	Opponent	Score	RPI	S	Opponent	Score	RPI	S	Opponent	Score	RPI	S	Opponent	Score	
				44	A	James Madison	50 92	54	A	Drexel	54 74	103	H	Campbell	58 55	
								54	H	Drexel	32 45	126	H	William & Mary	53 66	
								68	H	Stony Brook	38 81	139	H	Elon	56 69	
												144	A	Northeastern	51 74	
												173	N	Samford	45 65	
												175	N	Houston	44 54	
												183	A	Towson	71 84	
												188	A	Delaware	59 80	
												188	H	Delaware	67 77	
												191	H	Cleveland St.	51 61	
												226	A	Fairfield	64 73	
												255	H	Howard	64 73	
												256	H	Morgan St.	51 39	
												258	H	Col. of Charleston	60 63	
												264	H	UNCW	59 62	
												301	A	Sacred Heart	44 71	
												336	A	LIU Brooklyn	46 85	
												349	A	Hartford	43 41	
LAST 10 Division I																
188	H	Delaware	67 77	44	A	James Madison	50 92	139	H	Elon	56 69	126	H	William & Mary	53 66	
54	H	Drexel	32 45					54	A	Drexel	54 74	188	A	Delaware	59 80	
258	H	Col. of Charleston	60 63													
264	H	UNCW	59 62													
183	A	Towson	71 84					188	A	Delaware	59 80					

Non-Div I Games:

Hofstra

■ Loss,
 ■ Non-Conf,
 ■ S Site,
 ■ H Home
 ■ A Away
 N Neutral

Holy Cross

Through Games Of Feb. 12, 2020

Average RPI Win:	217	WON-LOST	WINNING	LAST 10	STRENGTH OF	OPP. STRENGTH	TEAM	ADJ.	CONF.	ADJ CONF.
Average RPI Loss:	149	RECORD	PCT. RANK	GAMES	SCHEDULE	OF SCHEDULE	RPI	RPI	RPI	RPI
DIV. I ONLY	14- 9	104	5-5	214	188	130	130	15	15	
DIV. I NON-CONF.	7- 4	100	0	252	238	114	114	16	16	
TOTALS	RPI 1-25	RPI 26-50	W-L RECORDS	RPI 51-100	RPI 101-150	RPI 150+				
14- 9	0- 0	0- 0	OVERALL	1- 2	2- 3	11- 4				
8- 2	0- 0	0- 0	HOME	1- 1	1- 1	6- 0				
6- 7	0- 0	0- 0	AWAY	0- 1	1- 2	5- 4				
0- 0	0- 0	0- 0	NEUTRAL	0- 0	0- 0	0- 0				
7- 4	0- 0	0- 0	NON-CONFERENCE	1- 0	0- 1	6- 3				
4- 0	0- 0	0- 0	HOME	1- 0	0- 0	3- 0				
3- 4	0- 0	0- 0	AWAY	0- 0	0- 1	3- 3				
0- 0	0- 0	0- 0	NEUTRAL	0- 0	0- 0	0- 0				
7- 5	0- 0	0- 0	CONFERENCE	0- 2	2- 2	5- 1				
4- 2	0- 0	0- 0	HOME	0- 1	1- 1	3- 0				
3- 3	0- 0	0- 0	AWAY	0- 1	1- 1	2- 1				
0- 0	0- 0	0- 0	NEUTRAL	0- 0	0- 0	0- 0				

RPI S	Opponent	Score	RPI S	Opponent	Score	RPI S	Opponent	Score	RPI S	Opponent	Score	Team's RPI: 130
						73	H Bucknell	40 51	112	A North Florida	60 80	
						77	H Boston College	80 71	125	A Lehigh	74 57	
						94	A Colgate	60 71	125	H Lehigh	65 62	
									132	A Boston U.	70 76	
									132	H Boston U.	51 62	
									151	A Massachusetts	72 75	
									170	H Lafayette	57 56	
									172	A Illinois	75 78	
									176	A Rhode Island	58 73	
									199	H Merrimack	68 42	
									200	H American	72 59	
									208	A Stetson	75 63	
									211	A Brown	83 71	
									252	A Loyola Maryland	64 56	
									265	H New Hampshire	82 61	
									295	A Navy	58 49	
									295	H Navy	57 43	
									301	A Sacred Heart	65 52	
									302	A Army West Point	48 61	
									314	H Bryant	87 75	
LAST 10 Division I												
			125	H Lehigh	65 62		125	A Lehigh	74 57			
			132	H Boston U.	51 62		200	H American	72 59			
			94	A Colgate	60 71		302	A Army West Point	48 61			
			295	H Navy	57 43		73	H Bucknell	40 51			
			132	A Boston U.	70 76		170	H Lafayette	57 56			

Non-Div I Games:

Holy Cross

Loss, Non-Conf, S Site, H Home A Away N Neutral

Average RPI Win: 219	WON-LOST	WINNING	LAST 10	STRENGTH OF	OPP. STRENGTH	TEAM	ADJ.	CONF.	ADJ CONF.
Average RPI Loss: 102	RECORD	PCT. RANK	GAMES	SCHEDULE	OF SCHEDULE	RPI	RPI	RPI	RPI
DIV. I ONLY	12- 13	188	4-6	138	85	175	175	9	9
DIV. I NON-CONF.	7- 7	164	0	187	109	185	185	9	9
TOTALS	RPI 1-25	RPI 26-50	W-L RECORDS	RPI 51-100	RPI 101-150	RPI 150+			
12- 13	0- 3	1- 1	OVERALL	0- 5	2- 1	9- 3			
9- 3	0- 1	1- 1	HOME	0- 1	1- 0	7- 0			
1- 8	0- 2	0- 0	AWAY	0- 3	1- 1	0- 2			
2- 2	0- 0	0- 0	NEUTRAL	0- 1	0- 0	2- 1			
7- 7	0- 2	1- 0	NON-CONFERENCE	0- 2	0- 1	6- 2			
5- 1	0- 1	1- 0	HOME	0- 0	0- 0	4- 0			
0- 4	0- 1	0- 0	AWAY	0- 1	0- 1	0- 1			
2- 2	0- 0	0- 0	NEUTRAL	0- 1	0- 0	2- 1			
5- 6	0- 1	0- 1	CONFERENCE	0- 3	2- 0	3- 1			
4- 2	0- 0	0- 1	HOME	0- 1	1- 0	3- 0			
1- 4	0- 1	0- 0	AWAY	0- 2	1- 0	0- 1			
0- 0	0- 0	0- 0	NEUTRAL	0- 0	0- 0	0- 0			

RPI 1-25				RPI 26-50				RPI 51-100				RPI 101+ Team's RPI: 175			
RPI	S	Opponent	Score	RPI	S	Opponent	Score	RPI	S	Opponent	Score	RPI	S	Opponent	Score
7	A	UConn	51 91	45	H	Oklahoma	85 69	70	A	South Fla.	45 74	101	A	Fordham	54 63
18	A	Texas A&M	43 72	50	H	UCF	49 67	76	H	Temple	58 61	145	A	Tulane	66 60
25	H	FGCU	45 57					84	A	Cincinnati	66 85	148	H	Memphis	75 65
								87	A	Georgia Tech	38 69	166	H	Wichita St.	64 56
								88	N	Syracuse	62 87	207	A	New Mexico	71 81
												223	H	Southern Miss.	75 60
												224	H	Southeastern La.	78 65
												231	H	SMU	55 53
												241	H	Louisiana Tech	67 53
												243	N	San Francisco	57 80
												275	A	East Carolina	50 53
												275	H	East Carolina	72 63
												291	N	California Baptist	96 75
												316	N	Hofstra	54 44
												317	H	Houston Baptist	82 60
LAST 10 Division I															
50	H	UCF	49 67	166	H	Wichita St.	64 56								
275	A	East Carolina	50 53	84	A	Cincinnati	66 85								
231	H	SMU	55 53	275	H	East Carolina	72 63								
145	A	Tulane	66 60	7	A	UConn	51 91								
70	A	South Fla.	45 74	76	H	Temple	58 61								

Non-Div I Games:

Houston

■ Loss,
 ■ Non-Conf,
 ■ S Site,
 ■ H Home
 ■ A Away
 N Neutral

Houston Baptist

Through Games Of Feb. 12, 2020

Average RPI Win:	279	WON-LOST	WINNING	LAST 10	STRENGTH OF	OPP. STRENGTH	TEAM	ADJ.	CONF.	ADJ CONF.
Average RPI Loss:	194	RECORD	PCT. RANK	GAMES	SCHEDULE	OF SCHEDULE	RPI	RPI	RPI	RPI
DIV. I ONLY	3- 17	325	1-9	261	304	317	317	23	23	
DIV. I NON-CONF.	2- 5	259	0	123	290	191	191	22	22	
TOTALS	RPI 1-25	RPI 26-50	W-L RECORDS	RPI 51-100	RPI 101-150	RPI 150+				
3- 17	0- 1	0- 0	OVERALL	0- 1	0- 3	3- 12				
0- 7	0- 0	0- 0	HOME	0- 1	0- 1	0- 5				
3- 10	0- 1	0- 0	AWAY	0- 0	0- 2	3- 7				
0- 0	0- 0	0- 0	NEUTRAL	0- 0	0- 0	0- 0				
2- 5	0- 1	0- 0	NON-CONFERENCE	0- 0	0- 1	2- 3				
0- 1	0- 0	0- 0	HOME	0- 0	0- 0	0- 1				
2- 4	0- 1	0- 0	AWAY	0- 0	0- 1	2- 2				
0- 0	0- 0	0- 0	NEUTRAL	0- 0	0- 0	0- 0				
1- 12	0- 0	0- 0	CONFERENCE	0- 1	0- 2	1- 9				
0- 6	0- 0	0- 0	HOME	0- 1	0- 1	0- 4				
1- 6	0- 0	0- 0	AWAY	0- 0	0- 1	1- 5				
0- 0	0- 0	0- 0	NEUTRAL	0- 0	0- 0	0- 0				

RPI 1-25				RPI 26-50				RPI 51-100				RPI 101+ Team's RPI: 317			
RPI	S	Opponent	Score	RPI	S	Opponent	Score	RPI	S	Opponent	Score	RPI	S	Opponent	Score
6	A	Baylor	42 112					89	H	SFA	42 59	110	H	A&M-Corpus Christi	65 75
												123	A	Abilene Christian	54 71
												150	A	Texas Tech	51 59
												157	H	Sam Houston St.	69 97
												159	A	New Orleans	84 88
												166	A	Wichita St.	42 59
												175	A	Houston	60 82
												186	H	Northern Ariz.	62 79
												209	A	Oral Roberts	74 73
												220	A	Central Ark.	39 63
												224	H	Southeastern La.	59 69
												248	A	Lamar University	53 60
												277	H	Nicholls St.	78 84
												283	A	Incarinate Word	60 55
												334	A	McNeese	72 88
												335	A	Northwestern St.	60 69
												335	H	Northwestern St.	46 54
												346	A	La.-Monroe	72 65
LAST 10 Division I															
123	A	Abilene Christian	54 71	334	A	McNeese	72 88								
335	H	Northwestern St.	46 54	277	H	Nicholls St.	78 84								
159	A	New Orleans	84 88	157	H	Sam Houston St.	69 97								
110	H	A&M-Corpus Christi	65 75	248	A	Lamar University	53 60								
283	A	Incarinate Word	60 55	335	A	Northwestern St.	60 69								

Non-Div I Games: LSU-Shreveport 67 44 Paul Quinn 63 34

Houston Baptist

Loss, Non-Conf, S Site, H Home A Away N Neutral

Average RPI Win:	309	WON-LOST	WINNING	LAST 10	STRENGTH OF	OPP. STRENGTH	TEAM	ADJ.	CONF.	ADJ CONF.
Average RPI Loss:	144	RECORD	PCT. RANK	GAMES	SCHEDULE	OF SCHEDULE	RPI	RPI	RPI	RPI
DIV. I ONLY	14- 10	119	5-5	348	286	255	255	29	29	
DIV. I NON-CONF.	8- 5	117	0	314	210	186	186	29	29	
TOTALS	RPI 1-25	RPI 26-50	W-L RECORDS	RPI 51-100	RPI 101-150	RPI 150+				
14- 10	0- 0	0- 1	OVERALL	0- 2	0- 3	14- 4				
6- 4	0- 0	0- 0	HOME	0- 0	0- 1	6- 3				
8- 4	0- 0	0- 1	AWAY	0- 1	0- 1	8- 1				
0- 2	0- 0	0- 0	NEUTRAL	0- 1	0- 1	0- 0				
8- 5	0- 0	0- 1	NON-CONFERENCE	0- 2	0- 1	8- 1				
3- 1	0- 0	0- 0	HOME	0- 0	0- 0	3- 1				
5- 2	0- 0	0- 1	AWAY	0- 1	0- 0	5- 0				
0- 2	0- 0	0- 0	NEUTRAL	0- 1	0- 1	0- 0				
6- 5	0- 0	0- 0	CONFERENCE	0- 0	0- 2	6- 3				
3- 3	0- 0	0- 0	HOME	0- 0	0- 1	3- 2				
3- 2	0- 0	0- 0	AWAY	0- 0	0- 1	3- 1				
0- 0	0- 0	0- 0	NEUTRAL	0- 0	0- 0	0- 0				

RPI S	Opponent	Score	RPI S	Opponent	Score	RPI S	Opponent	Score	RPI S	Opponent	Score	Team's RPI: 255
49	A Tennessee	38 88	70	A South Fla.	53 82	114	A Bethune-Cookman	59 88				
			73	N Bucknell	60 70	114	H Bethune-Cookman	59 75				
						137	N Washington	58 75				
						170	H Norfolk St.	80 83				
						198	H La Salle	62 78				
						228	A George Mason	86 75				
						252	A Loyola Maryland	75 69				
						256	A Morgan St.	67 74				
						256	H Morgan St.	52 68				
						273	H Niagara	91 42				
						275	A East Carolina	67 51				
						293	A UMBC	72 61				
						316	A Hofstra	73 64				
						320	A UMES	79 58				
						325	H Fairleigh Dickinson	64 56				
						327	H Saint Peter's	92 80				
						342	A Coppin St.	66 54				
						342	H Coppin St.	64 52				
						345	A Florida A&M	82 56				
						345	H Florida A&M	72 58				
						348	H South Carolina St.	78 47				
LAST 10 Division I												
114	A Bethune-Cookman	59 88	345	H Florida A&M	72 58							
345	A Florida A&M	82 56	256	A Morgan St.	67 74							
342	H Coppin St.	64 52	348	H South Carolina St.	78 47							
256	H Morgan St.	52 68	170	H Norfolk St.	80 83							
342	A Coppin St.	66 54	114	H Bethune-Cookman	59 75							

Non-Div I Games:

Howard

Average RPI Win:	209	WON-LOST	WINNING	LAST 10	STRENGTH OF	OPP. STRENGTH	TEAM	ADJ.	CONF.	ADJ CONF.
Average RPI Loss:	98	RECORD	PCT. RANK	GAMES	SCHEDULE	OF SCHEDULE	RPI	RPI	RPI	RPI
DIV. I ONLY	17- 6	45	10-0	145	189	53	53	22	22	
DIV. I NON-CONF.	5- 5	164	0	44	21	64	64	20	20	
TOTALS	RPI 1-25	RPI 26-50	W-L RECORDS	RPI 51-100	RPI 101-150	RPI 150+				
17- 6	0- 0	0- 1	OVERALL	3- 4	2- 0	12- 1				
9- 0	0- 0	0- 0	HOME	2- 0	0- 0	7- 0				
6- 6	0- 0	0- 1	AWAY	0- 4	1- 0	5- 1				
2- 0	0- 0	0- 0	NEUTRAL	1- 0	1- 0	0- 0				
5- 5	0- 0	0- 1	NON-CONFERENCE	3- 4	1- 0	1- 0				
3- 0	0- 0	0- 0	HOME	2- 0	0- 0	1- 0				
0- 5	0- 0	0- 1	AWAY	0- 4	0- 0	0- 0				
2- 0	0- 0	0- 0	NEUTRAL	1- 0	1- 0	0- 0				
12- 1	0- 0	0- 0	CONFERENCE	0- 0	1- 0	11- 1				
6- 0	0- 0	0- 0	HOME	0- 0	0- 0	6- 0				
6- 1	0- 0	0- 0	AWAY	0- 0	1- 0	5- 1				
0- 0	0- 0	0- 0	NEUTRAL	0- 0	0- 0	0- 0				

RPI 1-25				RPI 26-50				RPI 51-100				Team's RPI: 53				RPI 101+			
RPI	S	Opponent	Score	RPI	S	Opponent	Score	RPI	S	Opponent	Score	RPI	S	Opponent	Score	RPI	S	Opponent	Score
48	A	UNI	50 51					52	A	Ohio	64 70	138	A	Green Bay	54 42				
								63	N	St. John's (NY)	85 78	139	N	Elon	59 53				
								65	H	Ball St.	65 48	156	H	Wright St.	80 60				
								71	A	UT Martin	51 57	191	A	Cleveland St.	78 53				
								75	A	Miami (FL)	65 74	191	H	Cleveland St.	58 48				
								83	H	Southern Ill.	81 78	202	H	Northern Ky.	89 61				
								93	A	Butler	61 64	234	A	Milwaukee	75 52				
												247	A	Youngstown St.	73 75				
												247	H	Youngstown St.	77 69				
												272	H	Eastern Ky.	72 42				
												282	A	Oakland	89 63				
												282	H	Oakland	76 41				
												331	A	Detroit Mercy	95 54				
												331	H	Detroit Mercy	82 45				
												341	A	UIC	88 49				
LAST 10 Division I																			
282	A	Oakland	89 63	234	A	Milwaukee	75 52												
331	A	Detroit Mercy	95 54	138	A	Green Bay	54 42												
247	H	Youngstown St.	77 69	156	H	Wright St.	80 60												
191	H	Cleveland St.	58 48	202	H	Northern Ky.	89 61												
341	A	UIC	88 49	331	H	Detroit Mercy	82 45												

Non-Div I Games: Ind.-Northwest 103 45

IUPUI

■ Loss,
 ■ Non-Conf,
 ■ S Site,
 ■ Home
 ■ A Away
 N Neutral

I
d
a
h
o

I
d
a
h
o

Idaho

Page 117

RPI 1-25				RPI 26-50				RPI 51-100				RPI 101+				Team's RPI: 197	
RPI	S	Opponent	Score	RPI	S	Opponent	Score	RPI	S	Opponent	Score	RPI	S	Opponent	Score		
				28	A	Arizona St.	69 74	90	A	Montana St.	59 67	121	A	Idaho	56 62		
				36	A	Duke	66 85					168	A	Southern Utah	65 72		
				46	A	Oklahoma St.	52 70					168	H	Southern Utah	73 54		
												174	A	Montana	67 53		
												186	A	Northern Ariz.	79 76		
												186	H	Northern Ariz.	59 70		
												206	H	Portland St.	64 69		
												213	H	Northern Colo.	59 39		
												290	A	Utah St.	61 69		
												291	H	California Baptist	68 74		
												306	A	Eastern Wash.	67 47		
												307	A	Sacramento St.	75 51		
												307	H	Sacramento St.	80 62		
												309	H	Seattle U	73 48		
												319	A	Weber St.	65 54		
												324	A	Utah Valley	88 61		
LAST 10 Division I																	
				307	A	Sacramento St.	75 51	174	A	Montana	67 53						
				186	A	Northern Ariz.	79 76	206	H	Portland St.	64 69						
				168	H	Southern Utah	73 54	319	A	Weber St.	65 54						
				213	H	Northern Colo.	59 39	186	H	Northern Ariz.	59 70						
				90	A	Montana St.	59 67	168	A	Southern Utah	65 72						

Non-Div I Games:	Arizona Christian	93	36	Montana Tech	83	57
------------------	-------------------	----	----	--------------	----	----

Page 118

I
d
a
h
o
s
t

Average RPI Win:	232	WON-LOST	WINNING	LAST 10	STRENGTH OF	OPP. STRENGTH	TEAM	ADJ.	CONF.	ADJ CONF.
Average RPI Loss:	43	RECORD	PCT. RANK	GAMES	SCHEDULE	OF SCHEDULE	RPI	RPI	RPI	RPI
DIV. I ONLY	11- 12	192	2-8	111	59	172	172	2	2	
DIV. I NON-CONF.	9- 2	37	0	329	284	164	164	2	2	
TOTALS	RPI 1-25	RPI 26-50	W-L RECORDS	RPI 51-100	RPI 101-150	RPI 150+				
11- 12	0- 4	0- 5	OVERALL	1- 2	2- 1	8- 0				
9- 6	0- 2	0- 2	HOME	1- 1	1- 1	7- 0				
2- 6	0- 2	0- 3	AWAY	0- 1	1- 0	1- 0				
0- 0	0- 0	0- 0	NEUTRAL	0- 0	0- 0	0- 0				
9- 2	0- 0	0- 0	NON-CONFERENCE	0- 2	2- 0	7- 0				
8- 1	0- 0	0- 0	HOME	0- 1	1- 0	7- 0				
1- 1	0- 0	0- 0	AWAY	0- 1	1- 0	0- 0				
0- 0	0- 0	0- 0	NEUTRAL	0- 0	0- 0	0- 0				
2- 10	0- 4	0- 5	CONFERENCE	1- 0	0- 1	1- 0				
1- 5	0- 2	0- 2	HOME	1- 0	0- 1	0- 0				
1- 5	0- 2	0- 3	AWAY	0- 0	0- 0	1- 0				
0- 0	0- 0	0- 0	NEUTRAL	0- 0	0- 0	0- 0				

RPI	S	Opponent	Score	RPI	S	Opponent	Score	RPI	S	Opponent	Score	RPI	S	Opponent	Score	Team's RPI: 172
3	H	Maryland	60 79	26	A	Ohio St.	47 77	58	H	Minnesota	74 71	130	H	Holy Cross	78 75	
8	A	Iowa	72 108	26	H	Ohio St.	58 78	79	H	Illinois St.	58 74	131	H	Wisconsin	64 73	
15	A	Indiana	42 83	39	A	Purdue	67 81	81	A	North Carolina	60 85	133	A	Missouri	58 51	
16	H	Northwestern	50 77	47	A	Rutgers	41 72					192	H	Austin Peay	76 62	
				47	H	Rutgers	51 75					199	H	Merrimack	75 72	
												205	A	Penn St.	70 66	
												305	H	Presbyterian	71 52	
												314	H	Bryant	69 55	
												328	H	Evansville	59 44	
												333	H	Ark.-Pine Bluff	65 50	
												350	H	Chicago St.	96 66	
LAST 10 Division I																
205	A	Penn St.	70 66	26	A	Ohio St.	47 77	39	A	Purdue	67 81	58	H	Minnesota	74 71	
26	H	Ohio St.	58 78	47	H	Rutgers	51 75	15	A	Indiana	42 83					
131	H	Wisconsin	64 73													
47	A	Rutgers	41 72													
3	H	Maryland	60 79													

Non-Div I Games:

Illinois

Average RPI Win:	188	WON-LOST	WINNING	LAST 10	STRENGTH OF	OPP. STRENGTH	TEAM	ADJ.	CONF.	ADJ CONF.
Average RPI Loss:	72	RECORD	PCT. RANK	GAMES	SCHEDULE	OF SCHEDULE	RPI	RPI	RPI	RPI
DIV. I ONLY	12- 8	109	5-5	73	124	79	79	7	7	
DIV. I NON-CONF.	7- 3	80	0	132	224	61	61	7	7	
TOTALS	RPI 1-25	RPI 26-50	W-L RECORDS	RPI 51-100	RPI 101-150	RPI 150+				
12- 8	0- 1	1- 4	OVERALL	2- 1	0- 1	9- 1				
8- 2	0- 0	1- 2	HOME	1- 0	0- 0	6- 0				
4- 6	0- 1	0- 2	AWAY	1- 1	0- 1	3- 1				
0- 0	0- 0	0- 0	NEUTRAL	0- 0	0- 0	0- 0				
7- 3	0- 0	0- 1	NON-CONFERENCE	1- 1	0- 0	6- 1				
5- 0	0- 0	0- 0	HOME	1- 0	0- 0	4- 0				
2- 3	0- 0	0- 1	AWAY	0- 1	0- 0	2- 1				
0- 0	0- 0	0- 0	NEUTRAL	0- 0	0- 0	0- 0				
5- 5	0- 1	1- 3	CONFERENCE	1- 0	0- 1	3- 0				
3- 2	0- 0	1- 2	HOME	0- 0	0- 0	2- 0				
2- 3	0- 1	0- 1	AWAY	1- 0	0- 1	1- 0				
0- 0	0- 0	0- 0	NEUTRAL	0- 0	0- 0	0- 0				

RPI	S	Opponent	Score	RPI	S	Opponent	Score	RPI	S	Opponent	Score	RPI	S	Opponent	Score
4	A	Missouri St.	74 87	29	H	Drake	67 69	71	H	UT Martin	70 47	134	A	Loyola Chicago	64 69
				34	A	Marquette	41 58	83	A	Southern Ill.	62 54	154	H	Jackson St.	77 55
				43	A	Bradley	61 76	96	A	Saint Louis	56 61	169	H	Northern Ill.	69 66
				43	H	Bradley	62 66					172	A	Illinois	74 58
				48	H	UNI	65 57					185	A	Valparaiso	72 60
												192	A	Austin Peay	72 77
												210	H	Western Ill.	78 65
												212	A	North Dakota	66 58
												284	H	Indiana St.	83 69
												328	H	Evansville	81 58
												338	H	SIUE	74 53
LAST 10 Division I															
43	H	Bradley	62 66	134	A	Loyola Chicago	64 69								
4	A	Missouri St.	74 87	185	A	Valparaiso	72 60								
83	A	Southern Ill.	62 54	43	A	Bradley	61 76								
48	H	UNI	65 57	328	H	Evansville	81 58								
29	H	Drake	67 69	284	H	Indiana St.	83 69								

Non-Div I Games: Truman 87 60

Illinois St.

Loss, Non-Conf, S Site, H Home A Away N Neutral

Average RPI Win: 258	WON-LOST	WINNING	LAST 10	STRENGTH OF	OPP. STRENGTH	TEAM	ADJ.	CONF.	ADJ CONF.
Average RPI Loss: 188	RECORD	PCT. RANK	GAMES	SCHEDULE	OF SCHEDULE	RPI	RPI	RPI	RPI
DIV. I ONLY	7- 11	244	5-5	314	263	283	283	23	23
DIV. I NON-CONF.	0- 5	338	0	308	110	348	348	22	22
TOTALS	RPI 1-25	RPI 26-50	W-L RECORDS	RPI 51-100	RPI 101-150	RPI 150+			
7- 11	0- 0	0- 0	OVERALL	0- 2	1- 2	6- 7			
3- 5	0- 0	0- 0	HOME	0- 0	0- 1	3- 4			
4- 6	0- 0	0- 0	AWAY	0- 2	1- 1	3- 3			
0- 0	0- 0	0- 0	NEUTRAL	0- 0	0- 0	0- 0			
0- 5	0- 0	0- 0	NON-CONFERENCE	0- 1	0- 1	0- 3			
0- 1	0- 0	0- 0	HOME	0- 0	0- 0	0- 1			
0- 4	0- 0	0- 0	AWAY	0- 1	0- 1	0- 2			
0- 0	0- 0	0- 0	NEUTRAL	0- 0	0- 0	0- 0			
7- 6	0- 0	0- 0	CONFERENCE	0- 1	1- 1	6- 4			
3- 4	0- 0	0- 0	HOME	0- 0	0- 1	3- 3			
4- 2	0- 0	0- 0	AWAY	0- 1	1- 0	3- 1			
0- 0	0- 0	0- 0	NEUTRAL	0- 0	0- 0	0- 0			

RPI S	Opponent	Score	RPI S	Opponent	Score	RPI S	Opponent	Score	RPI S	Opponent	Score	Team's RPI: 283
						52	A Ohio	41 78	102	A Kansas St.	41 85	
						89	A SFA	45 67	110	H A&M-Corpus Christi	38 64	
									123	A Abilene Christian	71 70	
									157	A Sam Houston St.	77 74	
									159	H New Orleans	55 67	
									220	H Central Ark.	37 47	
									224	A Southeastern La.	44 58	
									242	H San Diego St.	48 57	
									248	A Lamar University	67 48	
									254	A Colorado St.	47 75	
									277	H Nicholls St.	53 51	
									298	A UTSA	56 63	
									317	H Houston Baptist	55 60	
									334	H McNeese	73 56	
									335	A Northwestern St.	69 67	
									335	H Northwestern St.	76 39	
LAST 10 Division I												
335	H	Northwestern St.	76	39	110	H	A&M-Corpus Christi	38	64			
224	A	Southeastern La.	44	58	248	A	Lamar University	67	48			
157	A	Sam Houston St.	77	74	89	A	SFA	45	67			
123	A	Abilene Christian	71	70	334	H	McNeese	73	56			
317	H	Houston Baptist	55	60	159	H	New Orleans	55	67			

Non-Div I Games: Schreiner 70 35 Tex. A&M Int'l 55 38 Paul Quinn 79 62 UNKNOWN 74 52 Incarnate Word

Average RPI Win:	118	WON-LOST	WINNING	LAST 10	STRENGTH OF	OPP. STRENGTH	TEAM	ADJ.	CONF.	ADJ CONF.
Average RPI Loss:	7	RECORD	PCT. RANK	GAMES	SCHEDULE	OF SCHEDULE	RPI	RPI	RPI	RPI
DIV. I ONLY	19- 6	41	6-4	9	13	15	15	2	2	
DIV. I NON-CONF.	10- 2	29	0	11	38	9	9	2	2	
TOTALS	RPI 1-25	RPI 26-50	W-L RECORDS	RPI 51-100	RPI 101-150	RPI 150+				
19- 6	1- 6	3- 0	OVERALL	6- 0	3- 0	6- 0				
10- 3	0- 3	1- 0	HOME	2- 0	2- 0	5- 0				
7- 2	0- 2	2- 0	AWAY	3- 0	1- 0	1- 0				
2- 1	1- 1	0- 0	NEUTRAL	1- 0	0- 0	0- 0				
10- 2	1- 2	0- 0	NON-CONFERENCE	3- 0	2- 0	4- 0				
5- 1	0- 1	0- 0	HOME	0- 0	1- 0	4- 0				
3- 0	0- 0	0- 0	AWAY	2- 0	1- 0	0- 0				
2- 1	1- 1	0- 0	NEUTRAL	1- 0	0- 0	0- 0				
9- 4	0- 4	3- 0	CONFERENCE	3- 0	1- 0	2- 0				
5- 2	0- 2	1- 0	HOME	2- 0	1- 0	1- 0				
4- 2	0- 2	2- 0	AWAY	1- 0	0- 0	1- 0				
0- 0	0- 0	0- 0	NEUTRAL	0- 0	0- 0	0- 0				

RPI	S	Opponent	Score	RPI	S	Opponent	Score	RPI	S	Opponent	Score	RPI	S	Opponent	Score
1	N	South Carolina	71 57	39	A	Purdue	66 54	58	H	Minnesota	65 52	112	H	North Florida	72 45
3	A	Maryland	62 76	39	H	Purdue	66 48	74	A	Nebraska	57 53	131	H	Wisconsin	75 65
3	H	Maryland	69 79	47	A	Rutgers	66 56	75	A	Miami (FL)	58 45	135	A	Florida	73 49
5	H	UCLA	58 68					92	N	Washington St.	78 44	154	H	Jackson St.	91 51
6	N	Baylor	62 77					93	A	Butler	64 53	172	H	Illinois	83 42
8	A	Iowa	85 91					97	H	Michigan St.	79 67	196	H	Mt. St. Mary's	75 52
16	H	Northwestern	69 71									205	A	Penn St.	76 60
												247	H	Youngstown St.	93 56
												277	H	Nicholls St.	111 47
LAST 10 Division I															
74	A	Nebraska	57 53	205	A	Penn St.	76 60								
3	H	Maryland	69 79	3	A	Maryland	62 76								
39	A	Purdue	66 54	16	H	Northwestern	69 71								
131	H	Wisconsin	75 65	8	A	Iowa	85 91								
58	H	Minnesota	65 52	39	H	Purdue	66 48								

Non-Div I Games:

Indiana

■ Loss,
■ Non-Conf, S Site,
■ Home
■ Away
N Neutral

Average RPI Win:	297	WON-LOST	WINNING	LAST 10	STRENGTH OF	OPP. STRENGTH	TEAM	ADJ.	CONF.	ADJ CONF.
Average RPI Loss:	131	RECORD	PCT. RANK	GAMES	SCHEDULE	OF SCHEDULE	RPI	RPI	RPI	RPI
DIV. I ONLY	3- 20	336	1-9	94	182	284	284	7	7	
DIV. I NON-CONF.	2- 10	313	0	207	314	300	300	7	7	
TOTALS	RPI 1-25	RPI 26-50	W-L RECORDS	RPI 51-100	RPI 101-150	RPI 150+				
3- 20	0- 1	0- 3	OVERALL	0- 4	0- 5	3- 7				
1- 8	0- 1	0- 0	HOME	0- 2	0- 2	1- 3				
2- 11	0- 0	0- 3	AWAY	0- 2	0- 3	2- 3				
0- 1	0- 0	0- 0	NEUTRAL	0- 0	0- 0	0- 1				
2- 10	0- 0	0- 0	NON-CONFERENCE	0- 2	0- 3	2- 5				
0- 4	0- 0	0- 0	HOME	0- 1	0- 1	0- 2				
2- 5	0- 0	0- 0	AWAY	0- 1	0- 2	2- 2				
0- 1	0- 0	0- 0	NEUTRAL	0- 0	0- 0	0- 1				
1- 10	0- 1	0- 3	CONFERENCE	0- 2	0- 2	1- 2				
1- 4	0- 1	0- 0	HOME	0- 1	0- 1	1- 1				
0- 6	0- 0	0- 3	AWAY	0- 1	0- 1	0- 1				
0- 0	0- 0	0- 0	NEUTRAL	0- 0	0- 0	0- 0				

RPI	S	Opponent	Score	RPI	S	Opponent	Score	RPI	S	Opponent	Score	RPI	S	Opponent	Score	Team's RPI: 284
4	H	Missouri St.	55 76	29	A	Drake	65 105	66	A	Colorado	46 59	106	A	Pacific	66 83	
				43	A	Bradley	75 91	79	A	Illinois St.	69 83	124	A	Kansas	72 84	
				48	A	UNI	43 73	83	H	Southern Ill.	55 78	129	H	Southeast Mo. St.	58 68	
								96	H	Saint Louis	53 55	134	A	Loyola Chicago	55 65	
												134	H	Loyola Chicago	51 58	
												185	A	Valparaiso	45 61	
												185	H	Valparaiso	56 75	
												202	H	Northern Ky.	68 70	
												210	A	Western Ill.	72 83	
												222	A	Eastern Ill.	59 57	
												239	A	Murray St.	62 70	
												246	H	Marshall	60 72	
												287	N	CSUN	59 67	
												328	H	Evansville	68 58	
												341	A	UIC	61 40	
LAST 10 Division I																
185	A	Valparaiso	45 61	48	A	UNI	43 73									
134	A	Loyola Chicago	55 65	29	A	Drake	65 105									
328	H	Evansville	68 58	134	H	Loyola Chicago	51 58									
83	H	Southern Ill.	55 78	185	H	Valparaiso	56 75									
4	H	Missouri St.	55 76	43	A	Bradley	75 91									

Non-Div I Games:

Indiana St.

Average RPI Win: 274	WON-LOST	WINNING	LAST 10	STRENGTH OF	OPP. STRENGTH	TEAM	ADJ.	CONF.	ADJ CONF.
Average RPI Loss: 144	RECORD	PCT. RANK	GAMES	SCHEDULE	OF SCHEDULE	RPI	RPI	RPI	RPI
DIV. I ONLY	6- 15	289	4-6	125	250	245	245	24	24
DIV. I NON-CONF.	1- 8	322	0	16	192	208	208	25	25
TOTALS	RPI 1-25	RPI 26-50	W-L RECORDS	RPI 51-100	RPI 101-150	RPI 150+			
6- 15	0- 1	0- 0	OVERALL	0- 4	0- 3	6- 7			
1- 9	0- 0	0- 0	HOME	0- 2	0- 2	1- 5			
5- 4	0- 1	0- 0	AWAY	0- 2	0- 0	5- 1			
0- 2	0- 0	0- 0	NEUTRAL	0- 0	0- 1	0- 1			
1- 8	0- 1	0- 0	NON-CONFERENCE	0- 3	0- 2	1- 2			
0- 3	0- 0	0- 0	HOME	0- 1	0- 1	0- 1			
1- 3	0- 1	0- 0	AWAY	0- 2	0- 0	1- 0			
0- 2	0- 0	0- 0	NEUTRAL	0- 0	0- 1	0- 1			
5- 7	0- 0	0- 0	CONFERENCE	0- 1	0- 1	5- 5			
1- 6	0- 0	0- 0	HOME	0- 1	0- 1	1- 4			
4- 1	0- 0	0- 0	AWAY	0- 0	0- 0	4- 1			
0- 0	0- 0	0- 0	NEUTRAL	0- 0	0- 0	0- 0			

RPI 1-25				RPI 26-50				RPI 51-100				RPI 101+ Team's RPI: 245			
RPI	S	Opponent	Score	RPI	S	Opponent	Score	RPI	S	Opponent	Score	RPI	S	Opponent	Score
17	A	Central Mich.	50 70					61	H	Marist	56 73	107	H	Rider	37 81
								68	A	Stony Brook	40 59	109	H	Duquesne	74 76
								69	H	Seton Hall	37 89	137	N	Washington	34 65
								86	A	Penn	42 74	151	H	Massachusetts	51 65
												178	A	Quinnipiac	75 71
												178	H	Quinnipiac	63 67
												183	N	Towson	58 75
												226	H	Fairfield	40 52
												230	A	Manhattan	32 54
												257	A	Winthrop	68 61
												270	A	Monmouth	36 33
												270	H	Monmouth	50 56
												273	A	Niagara	70 58
												273	H	Niagara	57 63
												327	H	Saint Peter's	69 59
												339	A	Canisius	60 57
LAST 10 Division I															
270	H	Monmouth	50 56	230	A	Manhattan	32 54								
273	A	Niagara	70 58	327	H	Saint Peter's	69 59								
339	A	Canisius	60 57	226	H	Fairfield	40 52								
61	H	Marist	56 73	273	H	Niagara	57 63								
178	H	Quinnipiac	63 67	270	A	Monmouth	36 33								

Non-Div I Games:

Iona

■ Loss,
 ■ Non-Conf,
 S Site,
 ■ Home
 ■ Away
 N Neutral

Average RPI Win:	102	WON-LOST	WINNING	LAST 10	STRENGTH OF	OPP. STRENGTH	TEAM	ADJ.	CONF.	ADJ CONF.
Average RPI Loss:	73	RECORD	PCT. RANK	GAMES	SCHEDULE	OF SCHEDULE	RPI	RPI	RPI	RPI
DIV. I ONLY	20- 4	21	9-1	20	14	8	8	2	2	
DIV. I NON-CONF.	9- 2	37	0	50	65	18	18	2	2	
TOTALS	RPI 1-25	RPI 26-50	W-L RECORDS	RPI 51-100	RPI 101-150	RPI 150+				
20- 4	4- 0	4- 2	OVERALL	4- 1	1- 1	7- 0				
12- 0	3- 0	2- 0	HOME	2- 0	0- 0	5- 0				
6- 3	1- 0	2- 2	AWAY	1- 1	1- 0	1- 0				
2- 1	0- 0	0- 0	NEUTRAL	1- 0	0- 1	1- 0				
9- 2	1- 0	2- 1	NON-CONFERENCE	1- 0	0- 1	5- 0				
6- 0	1- 0	1- 0	HOME	0- 0	0- 0	4- 0				
1- 1	0- 0	1- 1	AWAY	0- 0	0- 0	0- 0				
2- 1	0- 0	0- 0	NEUTRAL	1- 0	0- 1	1- 0				
11- 2	3- 0	2- 1	CONFERENCE	3- 1	1- 0	2- 0				
6- 0	2- 0	1- 0	HOME	2- 0	0- 0	1- 0				
5- 2	1- 0	1- 1	AWAY	1- 1	1- 0	1- 0				
0- 0	0- 0	0- 0	NEUTRAL	0- 0	0- 0	0- 0				

RPI	S	Opponent	Score	RPI	S	Opponent	Score	RPI	S	Opponent	Score	RPI	S	Opponent	Score
3	H	Maryland	66 61	26	H	Ohio St.	77 68	58	A	Minnesota	76 75	131	A	Wisconsin	85 78
15	H	Indiana	91 85	29	H	Drake	79 67	74	A	Nebraska	69 78	137	N	Washington	63 70
16	A	Northwestern	77 51	31	A	Michigan	63 78	74	H	Nebraska	76 60	155	H	North Ala.	86 81
20	H	Princeton	77 75	39	A	Purdue	83 71	84	N	Cincinnati	69 61	172	H	Illinois	108 72
				42	A	Iowa St.	75 69	97	H	Michigan St.	74 57	177	H	Fla. Atlantic	85 53
				48	A	UNI	66 88					183	N	Towson	100 72
												195	H	Clemson	74 60
												205	A	Penn St.	77 66
												321	H	N.C. Central	102 50
LAST 10 Division I															
39	A	Purdue	83 71	26	H	Ohio St.	77 68	131	A	Wisconsin	85 78	15	H	Indiana	91 85
74	H	Nebraska	76 60	58	A	Minnesota	76 75	3	H	Maryland	66 61				
31	A	Michigan	63 78	15	H	Indiana	91 85								
205	A	Penn St.	77 66												
97	H	Michigan St.	74 57												

Non-Div I Games:

Iowa

■ Loss,
 ■ Non-Conf,
 ■ S Site,
 ■ H Home
 ■ A Away
 N Neutral

Average RPI Win:	137	WON-LOST	WINNING	LAST 10	STRENGTH OF	OPP. STRENGTH	TEAM	ADJ.	CONF.	ADJ CONF.
Average RPI Loss:	32	RECORD	PCT. RANK	GAMES	SCHEDULE	OF SCHEDULE	RPI	RPI	RPI	RPI
DIV. I ONLY	15- 8	80	6-4	28	34	42	42	3	3	
DIV. I NON-CONF.	8- 3	68	0	87	152	71	71	4	4	
TOTALS	RPI 1-25	RPI 26-50	W-L RECORDS	RPI 51-100	RPI 101-150	RPI 150+				
15- 8	0- 3	4- 4	OVERALL	1- 1	4- 0	6- 0				
10- 4	0- 2	2- 2	HOME	0- 0	3- 0	5- 0				
5- 4	0- 1	2- 2	AWAY	1- 1	1- 0	1- 0				
0- 0	0- 0	0- 0	NEUTRAL	0- 0	0- 0	0- 0				
8- 3	0- 1	0- 2	NON-CONFERENCE	1- 0	1- 0	6- 0				
6- 2	0- 1	0- 1	HOME	0- 0	1- 0	5- 0				
2- 1	0- 0	0- 1	AWAY	1- 0	0- 0	1- 0				
0- 0	0- 0	0- 0	NEUTRAL	0- 0	0- 0	0- 0				
7- 5	0- 2	4- 2	CONFERENCE	0- 1	3- 0	0- 0				
4- 2	0- 1	2- 1	HOME	0- 0	2- 0	0- 0				
3- 3	0- 1	2- 1	AWAY	0- 1	1- 0	0- 0				
0- 0	0- 0	0- 0	NEUTRAL	0- 0	0- 0	0- 0				

RPI 1-25				RPI 26-50				Team's RPI: 42	RPI 51-100				RPI 101+			
RPI	S	Opponent	Score	RPI	S	Opponent	Score		RPI	S	Opponent	Score	RPI	S	Opponent	Score
6	A	Baylor	62 83	29	A	Drake	81 86		60	A	West Virginia	71 79	102	H	Kansas St.	73 59
8	H	Iowa	69 75	37	A	Texas	69 51		67	A	Alabama	75 66	111	H	Texas Southern	79 59
22	H	TCU	74 77	37	H	Texas	75 81						124	H	Kansas	89 67
				45	A	Oklahoma	72 81						150	A	Texas Tech	96 66
				45	H	Oklahoma	63 59						155	H	North Ala.	80 72
				46	A	Oklahoma St.	64 63						156	H	Wright St.	79 71
				46	H	Oklahoma St.	74 63						159	H	New Orleans	71 53
				48	H	UNI	63 71						236	H	Southern U.	69 36
LAST 10 Division I																
				37	A	Texas	69 51		124	H	Kansas	89 67				
				45	H	Oklahoma	63 59		102	H	Kansas St.	73 59				
				46	H	Oklahoma St.	74 63		46	A	Oklahoma St.	64 63				
				60	A	West Virginia	71 79		22	H	TCU	74 77				
				6	A	Baylor	62 83		45	A	Oklahoma	72 81				

Non-Div I Games:

Iowa St.

Average RPI Win:	281	WON-LOST	WINNING	LAST 10	STRENGTH OF	OPP. STRENGTH	TEAM	ADJ.	CONF.	ADJ CONF.
Average RPI Loss:	101	RECORD	PCT. RANK	GAMES	SCHEDULE	OF SCHEDULE	RPI	RPI	RPI	RPI
DIV. I ONLY	13- 8	98	10-0	279	282	154	154	32	32	
DIV. I NON-CONF.	2- 8	295	0	83	41	209	209	31	31	
TOTALS	RPI 1-25	RPI 26-50	W-L RECORDS	RPI 51-100	RPI 101-150	RPI 150+				
13- 8	0- 2	0- 1	OVERALL	0- 2	1- 1	12- 2				
8- 1	0- 1	0- 0	HOME	0- 0	1- 0	7- 0				
5- 7	0- 1	0- 1	AWAY	0- 2	0- 1	5- 2				
0- 0	0- 0	0- 0	NEUTRAL	0- 0	0- 0	0- 0				
2- 8	0- 2	0- 1	NON-CONFERENCE	0- 2	0- 1	2- 2				
1- 1	0- 1	0- 0	HOME	0- 0	0- 0	1- 0				
1- 7	0- 1	0- 1	AWAY	0- 2	0- 1	1- 2				
0- 0	0- 0	0- 0	NEUTRAL	0- 0	0- 0	0- 0				
11- 0	0- 0	0- 0	CONFERENCE	0- 0	1- 0	10- 0				
7- 0	0- 0	0- 0	HOME	0- 0	1- 0	6- 0				
4- 0	0- 0	0- 0	AWAY	0- 0	0- 0	4- 0				
0- 0	0- 0	0- 0	NEUTRAL	0- 0	0- 0	0- 0				

RPI 1-25				RPI 26-50				RPI 51-100				RPI 101+ Team's RPI: 154			
RPI	S	Opponent	Score	RPI	S	Opponent	Score	RPI	S	Opponent	Score	RPI	S	Opponent	Score
9	H	Mississippi St.	53 92	43	A	Bradley	69 78	75	A	Miami (FL)	68 83	111	H	Texas Southern	81 79
15	A	Indiana	51 91					79	A	Illinois St.	55 77	145	A	Tulane	46 82
												166	H	Louisiana	65 54
												220	A	Central Ark.	54 57
												224	A	Southeastern La.	59 63
												236	A	Southern U.	72 51
												236	H	Southern U.	60 57
												269	H	Alabama A&M	67 53
												289	H	Prairie View	53 49
												323	H	Alabama St.	94 62
												326	A	Alcorn	83 67
												326	H	Alcorn	76 66
												333	A	Ark.-Pine Bluff	56 44
												335	A	Northwestern St.	66 49
												347	H	Grambling	61 46
												351	A	Mississippi Val.	90 61
LAST 10 Division I															
236	H	Southern U.	60 57	289	H	Prairie View	53 49								
326	H	Alcorn	76 66	111	H	Texas Southern	81 79								
333	A	Ark.-Pine Bluff	56 44	236	A	Southern U.	72 51								
351	A	Mississippi Val.	90 61	326	A	Alcorn	83 67								
347	H	Grambling	61 46	269	H	Alabama A&M	67 53								

Non-Div I Games:

Jackson St.

■ Loss,
 ■ Non-Conf,
 S Site,
 ■ Home
 ■ Away
 N Neutral

Jacksonville

Through Games Of Feb. 12, 2020

Average RPI Win:	282	WON-LOST	WINNING	LAST 10	STRENGTH OF	OPP. STRENGTH	TEAM	ADJ.	CONF.	ADJ CONF.
Average RPI Loss:	94	RECORD	PCT. RANK	GAMES	SCHEDULE	OF SCHEDULE	RPI	RPI	RPI	RPI
DIV. I ONLY	12- 10	146	6-4	245	211	190	190	16	16	
DIV. I NON-CONF.	6- 5	151	0	271	269	201	201	15	15	
TOTALS	RPI 1-25	RPI 26-50	W-L RECORDS	RPI 51-100	RPI 101-150	RPI 150+				
12- 10	0- 2	0- 0	OVERALL	0- 4	0- 2	12- 2				
6- 5	0- 1	0- 0	HOME	0- 1	0- 2	6- 1				
6- 5	0- 1	0- 0	AWAY	0- 3	0- 0	6- 1				
0- 0	0- 0	0- 0	NEUTRAL	0- 0	0- 0	0- 0				
6- 5	0- 1	0- 0	NON-CONFERENCE	0- 2	0- 1	6- 1				
3- 2	0- 0	0- 0	HOME	0- 0	0- 1	3- 1				
3- 3	0- 1	0- 0	AWAY	0- 2	0- 0	3- 0				
0- 0	0- 0	0- 0	NEUTRAL	0- 0	0- 0	0- 0				
6- 5	0- 1	0- 0	CONFERENCE	0- 2	0- 1	6- 1				
3- 3	0- 1	0- 0	HOME	0- 1	0- 1	3- 0				
3- 2	0- 0	0- 0	AWAY	0- 1	0- 0	3- 1				
0- 0	0- 0	0- 0	NEUTRAL	0- 0	0- 0	0- 0				

RPI 1-25				RPI 26-50				RPI 51-100				RPI 101+ Team's RPI: 190			
RPI	S	Opponent	Score	RPI	S	Opponent	Score	RPI	S	Opponent	Score	RPI	S	Opponent	Score
23	A	Florida St.	41 75					66	A	Colorado	44 66	112	H	North Florida	64 70
25	H	FGCU	68 81					70	A	South Fla.	39 70	114	H	Bethune-Cookman	52 53
								100	A	Liberty	76 85	155	A	North Ala.	65 76
								100	H	Liberty	59 65	155	H	North Ala.	67 56
												170	H	Norfolk St.	64 71
												208	H	Stetson	57 52
												227	A	Kennesaw St.	93 83
												274	A	Lipscomb	73 64
												277	H	Nicholls St.	72 55
												286	H	FIU	77 52
												300	A	Jacksonville St.	55 40
												318	A	Mercer	87 83
												330	A	NJIT	66 54
												330	H	NJIT	88 67
												332	H	USC Upstate	87 43
												345	A	Florida A&M	88 54
LAST 10 Division I															
100	H	Liberty	59 65	227	A	Kennesaw St.	93 83								
330	A	NJIT	66 54	112	H	North Florida	64 70								
25	H	FGCU	68 81	208	H	Stetson	57 52								
155	H	North Ala.	67 56	330	H	NJIT	88 67								
274	A	Lipscomb	73 64	100	A	Liberty	76 85								

Non-Div I Games: Thomas (GA) 94 36 Johnson (FL) 114 35

Jacksonville

Loss, Non-Conf, S Site, H Home A Away N Neutral

Average RPI Win:	267	WON-LOST	WINNING	LAST 10	STRENGTH OF	OPP. STRENGTH	TEAM	ADJ.	CONF.	ADJ CONF.
Average RPI Loss:	185	RECORD	PCT. RANK	GAMES	SCHEDULE	OF SCHEDULE	RPI	RPI	RPI	RPI
DIV. I ONLY	8- 13	245	5-5	319	258	300	300	20	20	
DIV. I NON-CONF.	2- 7	288	0	312	273	336	336	24	24	
TOTALS	RPI 1-25	RPI 26-50	W-L RECORDS	RPI 51-100	RPI 101-150	RPI 150+				
8- 13	0- 0	0- 0	OVERALL	1- 2	0- 3	7- 8				
6- 3	0- 0	0- 0	HOME	1- 0	0- 0	5- 3				
2- 8	0- 0	0- 0	AWAY	0- 2	0- 3	2- 3				
0- 2	0- 0	0- 0	NEUTRAL	0- 0	0- 0	0- 2				
2- 7	0- 0	0- 0	NON-CONFERENCE	0- 1	0- 2	2- 4				
2- 1	0- 0	0- 0	HOME	0- 0	0- 0	2- 1				
0- 4	0- 0	0- 0	AWAY	0- 1	0- 2	0- 1				
0- 2	0- 0	0- 0	NEUTRAL	0- 0	0- 0	0- 2				
6- 6	0- 0	0- 0	CONFERENCE	1- 1	0- 1	5- 4				
4- 2	0- 0	0- 0	HOME	1- 0	0- 0	3- 2				
2- 4	0- 0	0- 0	AWAY	0- 1	0- 1	2- 2				
0- 0	0- 0	0- 0	NEUTRAL	0- 0	0- 0	0- 0				

RPI 1-25			RPI 26-50			RPI 51-100			RPI 101+			Team's RPI: 300
RPI	S	Opponent	Score	RPI	S	Opponent	Score	RPI	S	Opponent	Score	
						56	H Belmont	60 41	108	A Vanderbilt	66 88	
						57	A Troy	64 94	127	A Auburn	53 62	
						71	A UT Martin	72 86	129	A Southeast Mo. St.	52 79	
									190	H Jacksonville	40 55	
									192	H Austin Peay	57 63	
									202	N Northern Ky.	63 66	
									222	A Eastern Ill.	52 55	
									239	H Murray St.	68 51	
									249	A Morehead St.	48 67	
									249	H Morehead St.	55 69	
									272	A Eastern Ky.	43 33	
									272	H Eastern Ky.	68 54	
									274	H Lipscomb	65 63	
									282	N Oakland	55 61	
									323	A Alabama St.	63 68	
									338	A SIUE	53 44	
									340	H Tennessee St.	70 48	
									345	H Florida A&M	72 67	
LAST 10 Division I												
						71	A UT Martin	72 86	272	H Eastern Ky.	68 54	
						129	A Southeast Mo. St.	52 79	338	A SIUE	53 44	
						56	H Belmont	60 41	222	A Eastern Ill.	52 55	
						340	H Tennessee St.	70 48	192	H Austin Peay	57 63	
						249	H Morehead St.	55 69	239	H Murray St.	68 51	

Non-Div I Games: Clark Atlanta 75 46 Fort Valley St. 87 65

Jacksonville St.

Loss, Non-Conf, S Site, H Home A Away N Neutral

Average RPI Win:	175	WON-LOST	WINNING	LAST 10	STRENGTH OF	OPP. STRENGTH	TEAM	ADJ.	CONF.	ADJ CONF.
Average RPI Loss:	73	RECORD	PCT. RANK	GAMES	SCHEDULE	OF SCHEDULE	RPI	RPI	RPI	RPI
DIV. I ONLY	17- 4	28	8-2	144	89	44	44	14	14	
DIV. I NON-CONF.	9- 2	37	0	107	16	37	37	13	13	
TOTALS	RPI 1-25	RPI 26-50	W-L RECORDS	RPI 51-100	RPI 101-150	RPI 150+				
17- 4	0- 1	1- 0	OVERALL	3- 2	4- 0	9- 1				
10- 1	0- 1	0- 0	HOME	2- 0	4- 0	4- 0				
6- 3	0- 0	0- 0	AWAY	1- 2	0- 0	5- 1				
1- 0	0- 0	1- 0	NEUTRAL	0- 0	0- 0	0- 0				
9- 2	0- 1	1- 0	NON-CONFERENCE	3- 1	1- 0	4- 0				
5- 1	0- 1	0- 0	HOME	2- 0	1- 0	2- 0				
3- 1	0- 0	0- 0	AWAY	1- 1	0- 0	2- 0				
1- 0	0- 0	1- 0	NEUTRAL	0- 0	0- 0	0- 0				
8- 2	0- 0	0- 0	CONFERENCE	0- 1	3- 0	5- 1				
5- 0	0- 0	0- 0	HOME	0- 0	3- 0	2- 0				
3- 2	0- 0	0- 0	AWAY	0- 1	0- 0	3- 1				
0- 0	0- 0	0- 0	NEUTRAL	0- 0	0- 0	0- 0				

RPI 1-25				RPI 26-50				Team's RPI: 44				RPI 51-100				RPI 101+			
RPI	S	Opponent	Score	RPI	S	Opponent	Score	RPI	S	Opponent	Score	RPI	S	Opponent	Score	RPI	S	Opponent	Score
3	H	Maryland	68 70	50	N	UCF	46 43	51	A	Virginia	49 55	126	H	William & Mary	84 70				
								54	A	Drexel	48 70	139	H	Elon	61 48				
								63	H	St. John's (NY)	76 73	141	H	Robert Morris	59 32				
								95	A	Villanova	56 52	144	H	Northeastern	67 54				
								100	H	Liberty	76 53	153	A	George Washington	69 50				
												183	A	Towson	75 76				
												183	H	Towson	81 39				
												188	A	Delaware	60 39				
												240	A	Georgetown	66 59				
												258	A	Col. of Charleston	87 53				
												259	H	Longwood	93 53				
												261	H	Delaware St.	83 64				
												264	A	UNCW	66 58				
												316	H	Hofstra	92 50				
LAST 10 Division I																			
183	H	Towson	81 39	258	A	Col. of Charleston	87 53												
54	A	Drexel	48 70	264	A	UNCW	66 58												
188	A	Delaware	60 39	183	A	Towson	75 76												
144	H	Northeastern	67 54	139	H	Elon	61 48												
316	H	Hofstra	92 50	126	H	William & Mary	84 70												

Non-Div I Games:

James Madison

Kansas

Through Games Of Feb. 12, 2020

Average RPI Win:	216	WON-LOST	WINNING	LAST 10	STRENGTH OF	OPP. STRENGTH	TEAM	ADJ.	CONF.	ADJ CONF.
Average RPI Loss:	49	RECORD	PCT. RANK	GAMES	SCHEDULE	OF SCHEDULE	RPI	RPI	RPI	RPI
DIV. I ONLY	12- 11	166	1-9	77	69	124	124	3	3	
DIV. I NON-CONF.	11- 0	1	0	313	209	59	59	4	4	
TOTALS	RPI 1-25	RPI 26-50	W-L RECORDS	RPI 51-100	RPI 101-150	RPI 150+				
12- 11	0- 4	0- 4	OVERALL	1- 1	2- 2	9- 0				
9- 5	0- 2	0- 1	HOME	0- 1	2- 1	7- 0				
2- 6	0- 2	0- 3	AWAY	1- 0	0- 1	1- 0				
1- 0	0- 0	0- 0	NEUTRAL	0- 0	0- 0	1- 0				
11- 0	0- 0	0- 0	NON-CONFERENCE	1- 0	1- 0	9- 0				
8- 0	0- 0	0- 0	HOME	0- 0	1- 0	7- 0				
2- 0	0- 0	0- 0	AWAY	1- 0	0- 0	1- 0				
1- 0	0- 0	0- 0	NEUTRAL	0- 0	0- 0	1- 0				
1- 11	0- 4	0- 4	CONFERENCE	0- 1	1- 2	0- 0				
1- 5	0- 2	0- 1	HOME	0- 1	1- 1	0- 0				
0- 6	0- 2	0- 3	AWAY	0- 0	0- 1	0- 0				
0- 0	0- 0	0- 0	NEUTRAL	0- 0	0- 0	0- 0				

RPI	S	Opponent	Score	RPI	S	Opponent	Score	RPI	S	Opponent	Score	RPI	S	Opponent	Score	Team's RPI: 124
6	A	Baylor	44 97	37	A	Texas	77 85	60	H	West Virginia	49 68	102	H	Kansas St.	61 69	
6	H	Baylor	47 90	42	A	Iowa St.	67 89	96	A	Saint Louis	68 60	135	H	Florida	76 66	
22	A	TCU	59 73	45	H	Oklahoma	82 94					150	A	Texas Tech	72 89	
22	H	TCU	74 87	46	A	Oklahoma St.	49 67					150	H	Texas Tech	67 50	
												156	N	Wright St.	74 63	
												158	H	Saint Mary's (CA)	86 81	
												177	A	Fla. Atlantic	90 60	
												225	H	UMass Lowell	79 44	
												266	H	Wofford	83 64	
												284	H	Indiana St.	84 72	
												296	H	Texas St.	68 48	
												304	H	Omaha	63 48	
												341	H	UIC	91 50	
LAST 10 Division I																
150	A	Texas Tech	72 89	42	A	Iowa St.	67 89									
22	H	TCU	74 87	37	A	Texas	77 85									
6	A	Baylor	44 97	150	H	Texas Tech	67 50									
45	H	Oklahoma	82 94	6	H	Baylor	47 90									
102	H	Kansas St.	61 69	22	A	TCU	59 73									

Non-Div I Games:

Kansas

Loss, Non-Conf, S Site, H Home A Away N Neutral

Average RPI Win:	200	WON-LOST	WINNING	LAST 10	STRENGTH OF	OPP. STRENGTH	TEAM	ADJ.	CONF.	ADJ CONF.
Average RPI Loss:	56	RECORD	PCT. RANK	GAMES	SCHEDULE	OF SCHEDULE	RPI	RPI	RPI	RPI
DIV. I ONLY	11- 11	174	5-5	42	72	102	102	3	3	
DIV. I NON-CONF.	6- 5	151	0	201	189	189	189	4	4	
TOTALS	RPI 1-25	RPI 26-50	W-L RECORDS	RPI 51-100	RPI 101-150	RPI 150+				
11- 11	0- 3	1- 4	OVERALL	1- 2	3- 2	6- 0				
7- 5	0- 1	1- 2	HOME	0- 1	1- 1	5- 0				
4- 4	0- 2	0- 2	AWAY	1- 0	2- 0	1- 0				
0- 2	0- 0	0- 0	NEUTRAL	0- 1	0- 1	0- 0				
6- 5	0- 1	0- 1	NON-CONFERENCE	0- 1	0- 2	6- 0				
5- 1	0- 0	0- 0	HOME	0- 0	0- 1	5- 0				
1- 2	0- 1	0- 1	AWAY	0- 0	0- 0	1- 0				
0- 2	0- 0	0- 0	NEUTRAL	0- 1	0- 1	0- 0				
5- 6	0- 2	1- 3	CONFERENCE	1- 1	3- 0	0- 0				
2- 4	0- 1	1- 2	HOME	0- 1	1- 0	0- 0				
3- 2	0- 1	0- 1	AWAY	1- 0	2- 0	0- 0				
0- 0	0- 0	0- 0	NEUTRAL	0- 0	0- 0	0- 0				

RPI 1-25				RPI 26-50				RPI 51-100				RPI 101+ Team's RPI: 102			
RPI	S	Opponent	Score	RPI	S	Opponent	Score	RPI	S	Opponent	Score	RPI	S	Opponent	Score
2	A	Oregon	51 89	37	H	Texas	63 71	60	A	West Virginia	56 55	120	H	UT Arlington	53 57
6	H	Baylor	40 54	38	A	Arkansas	72 81	60	H	West Virginia	63 74	124	A	Kansas	69 61
22	A	TCU	61 65	42	A	Iowa St.	59 73	97	N	Michigan St.	60 65	148	N	Memphis	68 72
				45	H	Oklahoma	92 74					150	A	Texas Tech	76 72
				46	H	Oklahoma St.	63 70					150	H	Texas Tech	84 70
LAST 10 Division I															
				60	A	West Virginia	56 55	45	H	Oklahoma	92 74				
				6	H	Baylor	40 54	42	A	Iowa St.	59 73				
				150	H	Texas Tech	84 70	37	H	Texas	63 71				
				22	A	TCU	61 65	46	H	Oklahoma St.	63 70				
				124	A	Kansas	69 61	150	A	Texas Tech	76 72				

Non-Div I Games:

Kansas St.

■ Loss,
■ Non-Conf,
■ S Site,
■ H Home
■ A Away
N Neutral

Average RPI Win:	264	WON-LOST	WINNING	LAST 10	STRENGTH OF	OPP. STRENGTH	TEAM	ADJ.	CONF.	ADJ CONF.
Average RPI Loss:	129	RECORD	PCT. RANK	GAMES	SCHEDULE	OF SCHEDULE	RPI	RPI	RPI	RPI
DIV. I ONLY	9- 11	215	4-6	273	158	227	227	16	16	
DIV. I NON-CONF.	5- 5	164	0	270	228	197	197	15	15	
TOTALS	RPI 1-25	RPI 26-50	W-L RECORDS	RPI 51-100	RPI 101-150	RPI 150+				
9- 11	0- 1	0- 0	OVERALL	0- 3	0- 4	9- 3				
4- 4	0- 0	0- 0	HOME	0- 1	0- 1	4- 2				
4- 7	0- 1	0- 0	AWAY	0- 2	0- 3	4- 1				
1- 0	0- 0	0- 0	NEUTRAL	0- 0	0- 0	1- 0				
5- 5	0- 0	0- 0	NON-CONFERENCE	0- 2	0- 2	5- 1				
2- 1	0- 0	0- 0	HOME	0- 1	0- 0	2- 0				
2- 4	0- 0	0- 0	AWAY	0- 1	0- 2	2- 1				
1- 0	0- 0	0- 0	NEUTRAL	0- 0	0- 0	1- 0				
4- 6	0- 1	0- 0	CONFERENCE	0- 1	0- 2	4- 2				
2- 3	0- 0	0- 0	HOME	0- 0	0- 1	2- 2				
2- 3	0- 1	0- 0	AWAY	0- 1	0- 1	2- 0				
0- 0	0- 0	0- 0	NEUTRAL	0- 0	0- 0	0- 0				

RPI S	Opponent	Score	RPI S	Opponent	Score	RPI S	Opponent	Score	RPI S	Opponent	Score	Team's RPI: 227
25	A FGCU	63 80				80	A Georgia	65 80	103	A Campbell	51 63	
						87	H Georgia Tech	47 63	109	A Duquesne	72 75	
						100	A Liberty	66 76	112	A North Florida	33 57	
									112	H North Florida	55 64	
									155	H North Ala.	59 56	
									173	H Samford	60 55	
									190	H Jacksonville	83 93	
									208	H Stetson	61 67	
									264	A UNCW	58 56	
									274	A Lipscomb	74 66	
									274	H Lipscomb	88 60	
									293	N UMBC	59 44	
									295	A Navy	62 82	
									299	A Ga. Southern	95 69	
									318	H Mercer	92 64	
									330	A NJIT	77 64	
LAST 10 Division I												
274	H Lipscomb	88 60	25	A FGCU	63 80							
100	A Liberty	66 76	330	A NJIT	77 64							
112	A North Florida	33 57	274	A Lipscomb	74 66							
155	H North Ala.	59 56	112	H North Florida	55 64							
190	H Jacksonville	83 93	208	H Stetson	61 67							

Non-Div I Games: Middle Ga. St. 88 49 Shorter 94 55

Kennesaw St.

Average RPI Win:	204	WON-LOST	WINNING	LAST 10	STRENGTH OF	OPP. STRENGTH	TEAM	ADJ.	CONF.	ADJ CONF.
Average RPI Loss:	78	RECORD	PCT. RANK	GAMES	SCHEDULE	OF SCHEDULE	RPI	RPI	RPI	RPI
DIV. I ONLY	12- 9	127	6-4	105	114	104	104	10	10	
DIV. I NON-CONF.	6- 4	123	0	111	131	102	102	10	10	
TOTALS	RPI 1-25	RPI 26-50	W-L RECORDS	RPI 51-100	RPI 101-150	RPI 150+				
12- 9	0- 0	0- 3	OVERALL	1- 3	2- 1	9- 2				
5- 3	0- 0	0- 1	HOME	1- 0	1- 1	3- 1				
5- 4	0- 0	0- 1	AWAY	0- 2	1- 0	4- 1				
2- 2	0- 0	0- 1	NEUTRAL	0- 1	0- 0	2- 0				
6- 4	0- 0	0- 3	NON-CONFERENCE	0- 1	2- 0	4- 0				
2- 1	0- 0	0- 1	HOME	0- 0	1- 0	1- 0				
2- 1	0- 0	0- 1	AWAY	0- 0	1- 0	1- 0				
2- 2	0- 0	0- 1	NEUTRAL	0- 1	0- 0	2- 0				
6- 5	0- 0	0- 0	CONFERENCE	1- 2	0- 1	5- 2				
3- 2	0- 0	0- 0	HOME	1- 0	0- 1	2- 1				
3- 3	0- 0	0- 0	AWAY	0- 2	0- 0	3- 1				
0- 0	0- 0	0- 0	NEUTRAL	0- 0	0- 0	0- 0				

RPI S	Opponent	Score	RPI S	Opponent	Score	RPI S	Opponent	Score	RPI S	Opponent	Score	Team's RPI: 104
26	H Ohio St.	65 75	52	A Ohio	57 63	109	A Duquesne	77 75				
31	N Michigan	53 88	57	N Troy	64 71	119	H Buffalo	44 57				
39	A Purdue	64 77	65	A Ball St.	62 66	141	H Robert Morris	82 81				
			65	H Ball St.	69 68	152	A Toledo	60 69				
						160	H Eastern Mich.	69 74				
						164	H Western Mich.	75 63				
						169	A Northern Ill.	79 71				
						181	A Miami (OH)	78 75				
						201	A Akron	60 55				
						247	A Youngstown St.	82 73				
						260	H Bowling Green	61 47				
						285	H St. Bonaventure	81 58				
						299	N Ga. Southern	62 48				
						329	N Purdue Fort Wayne	75 67				
LAST 10 Division I												
201	A Akron	60 55	119	H Buffalo	44 57							
52	A Ohio	57 63	181	A Miami (OH)	78 75							
260	H Bowling Green	61 47	169	A Northern Ill.	79 71							
152	A Toledo	60 69	164	H Western Mich.	75 63							
65	H Ball St.	69 68	160	H Eastern Mich.	69 74							

Non-Div I Games: Hiram

92 36

Kent St.

Kentucky

Through Games Of Feb. 12, 2020

Average RPI Win:	141	WON-LOST	WINNING	LAST 10	STRENGTH OF	OPP. STRENGTH	TEAM	ADJ.	CONF.	ADJ CONF.
Average RPI Loss:	42	RECORD	PCT. RANK	GAMES	SCHEDULE	OF SCHEDULE	RPI	RPI	RPI	RPI
DIV. I ONLY	18- 5	35	7-3	56	41	27	27	4	4	
DIV. I NON-CONF.	11- 1	13	0	168	105	49	49	5	5	
TOTALS	RPI 1-25	RPI 26-50	W-L RECORDS	RPI 51-100	RPI 101-150	RPI 150+				
18- 5	1- 3	1- 1	OVERALL	5- 0	4- 1	7- 0				
12- 2	1- 1	1- 0	HOME	2- 0	1- 1	7- 0				
6- 3	0- 2	0- 1	AWAY	3- 0	3- 0	0- 0				
0- 0	0- 0	0- 0	NEUTRAL	0- 0	0- 0	0- 0				
11- 1	0- 1	0- 0	NON-CONFERENCE	3- 0	1- 0	7- 0				
8- 1	0- 1	0- 0	HOME	1- 0	0- 0	7- 0				
3- 0	0- 0	0- 0	AWAY	2- 0	1- 0	0- 0				
0- 0	0- 0	0- 0	NEUTRAL	0- 0	0- 0	0- 0				
7- 4	1- 2	1- 1	CONFERENCE	2- 0	3- 1	0- 0				
4- 1	1- 0	1- 0	HOME	1- 0	1- 1	0- 0				
3- 3	0- 2	0- 1	AWAY	1- 0	2- 0	0- 0				
0- 0	0- 0	0- 0	NEUTRAL	0- 0	0- 0	0- 0				

RPI 1-25				RPI 26-50				Team's RPI: 27	RPI 51-100				RPI 101+			
RPI	S	Opponent	Score	RPI	S	Opponent	Score		RPI	S	Opponent	Score	RPI	S	Opponent	Score
1	A	South Carolina	72 99	38	A	Arkansas	85 103		51	A	Virginia	50 47	127	H	Auburn	68 61
12	H	Louisville	66 67	49	H	Tennessee	80 76		62	A	Middle Tenn.	67 52	133	A	Missouri	62 47
18	H	Texas A&M	76 54						67	A	Alabama	81 71	135	A	Florida	65 45
24	A	LSU	59 65						67	H	Alabama	66 62	135	H	Florida	62 70
									78	H	Charlotte	86 39	136	A	California	63 61
													173	H	Samford	79 49
													192	H	Austin Peay	81 52
													196	H	Mt. St. Mary's	67 44
													208	H	Stetson	67 48
													249	H	Morehead St.	79 54
													257	H	Winthrop	91 36
													347	H	Grambling	81 35
LAST 10 Division I																
				38	A	Arkansas	85 103		24	A	LSU	59 65				
				67	H	Alabama	66 62		18	H	Texas A&M	76 54				
				135	H	Florida	62 70		135	A	Florida	65 45				
				133	A	Missouri	62 47		67	A	Alabama	81 71				
				127	H	Auburn	68 61		49	H	Tennessee	80 76				

Non-Div I Games:

Kentucky

■ Loss,
 ■ Non-Conf, S Site,
 ■ Home
 ■ Away
 N Neutral

Average RPI Win:	287	WON-LOST	WINNING	LAST 10	STRENGTH OF	OPP. STRENGTH	TEAM	ADJ.	CONF.	ADJ CONF.
Average RPI Loss:	232	RECORD	PCT. RANK	GAMES	SCHEDULE	OF SCHEDULE	RPI	RPI	RPI	RPI
DIV. I ONLY	5- 17	311	4-6	278	350	336	336	30	30	
DIV. I NON-CONF.	1- 10	329	0	268	349	342	342	30	30	
TOTALS	RPI 1-25	RPI 26-50	W-L RECORDS	RPI 51-100	RPI 101-150	RPI 150+				
5- 17	0- 0	0- 0	OVERALL	0- 1	0- 1	5- 15				
4- 9	0- 0	0- 0	HOME	0- 1	0- 1	4- 7				
1- 8	0- 0	0- 0	AWAY	0- 0	0- 0	1- 8				
0- 0	0- 0	0- 0	NEUTRAL	0- 0	0- 0	0- 0				
1- 10	0- 0	0- 0	NON-CONFERENCE	0- 1	0- 0	1- 9				
1- 6	0- 0	0- 0	HOME	0- 1	0- 0	1- 5				
0- 4	0- 0	0- 0	AWAY	0- 0	0- 0	0- 4				
0- 0	0- 0	0- 0	NEUTRAL	0- 0	0- 0	0- 0				
4- 7	0- 0	0- 0	CONFERENCE	0- 0	0- 1	4- 6				
3- 3	0- 0	0- 0	HOME	0- 0	0- 1	3- 2				
1- 4	0- 0	0- 0	AWAY	0- 0	0- 0	1- 4				
0- 0	0- 0	0- 0	NEUTRAL	0- 0	0- 0	0- 0				

RPI S	Opponent	Score	RPI S	Opponent	Score	RPI S	Opponent	Score	RPI S	Opponent	Score	Team's RPI: 336
						68	H Stony Brook	49 80	141	H Robert Morris	59 70	
									170	A Lafayette	60 65	
									176	A Rhode Island	56 79	
									191	H Cleveland St.	49 79	
									196	A Mt. St. Mary's	57 75	
									196	H Mt. St. Mary's	57 77	
									199	A Merrimack	68 60	
									199	H Merrimack	63 66	
									225	A UMass Lowell	56 65	
									226	H Fairfield	51 53	
									253	H Saint Francis (PA)	71 53	
									280	A Wagner	61 63	
									297	H Vermont	62 73	
									302	A Army West Point	60 67	
									313	A St. Francis Brooklyn	63 88	
									314	A Bryant	53 57	
									316	H Hofstra	85 46	
									321	H N.C. Central	59 61	
									325	H Fairleigh Dickinson	68 63	
									327	H Saint Peter's	74 89	
									344	H Central Conn. St.	63 61	
LAST 10 Division I												
			196	H Mt. St. Mary's	57 77	280	A Wagner	61 63				
			199	H Merrimack	63 66	314	A Bryant	53 57				
			199	A Merrimack	68 60	344	H Central Conn. St.	63 61				
			253	H Saint Francis (PA)	71 53	325	H Fairleigh Dickinson	68 63				
			141	H Robert Morris	59 70	313	A St. Francis Brooklyn	63 88				

Non-Div I Games:

LIU Brooklyn

■ Loss,
 ■ Non-Conf,
 ■ S Site,
 ■ H Home
 ■ A Away
 N Neutral

Average RPI Win:	215	WON-LOST	WINNING	LAST 10	STRENGTH OF	OPP. STRENGTH	TEAM	ADJ.	CONF.	ADJ CONF.
Average RPI Loss:	152	RECORD	PCT. RANK	GAMES	SCHEDULE	OF SCHEDULE	RPI	RPI	RPI	RPI
DIV. I ONLY	6- 19	308	3-7	185	129	281	281	11	11	
DIV. I NON-CONF.	3- 9	279	0	209	221	277	277	11	11	
TOTALS	RPI 1-25	RPI 26-50	W-L RECORDS	RPI 51-100	RPI 101-150	RPI 150+				
6- 19	0- 2	0- 1	OVERALL	0- 2	0- 5	6- 9				
3- 8	0- 0	0- 1	HOME	0- 1	0- 2	3- 4				
3- 9	0- 2	0- 0	AWAY	0- 0	0- 2	3- 5				
0- 2	0- 0	0- 0	NEUTRAL	0- 1	0- 1	0- 0				
3- 9	0- 1	0- 1	NON-CONFERENCE	0- 1	0- 1	3- 5				
1- 4	0- 0	0- 1	HOME	0- 0	0- 0	1- 3				
2- 3	0- 1	0- 0	AWAY	0- 0	0- 0	2- 2				
0- 2	0- 0	0- 0	NEUTRAL	0- 1	0- 1	0- 0				
3- 10	0- 1	0- 0	CONFERENCE	0- 1	0- 4	3- 4				
2- 4	0- 0	0- 0	HOME	0- 1	0- 2	2- 1				
1- 6	0- 1	0- 0	AWAY	0- 0	0- 2	1- 3				
0- 0	0- 0	0- 0	NEUTRAL	0- 0	0- 0	0- 0				

RPI 1-25				RPI 26-50				RPI 51-100				RPI 101+ Team's RPI: 281			
RPI	S	Opponent	Score	RPI	S	Opponent	Score	RPI	S	Opponent	Score	RPI	S	Opponent	Score
5	A	UCLA	52 74	41	H	Yale	65 81	65	N	Ball St.	72 77	106	A	Pacific	67 76
11	A	Gonzaga	52 78					72	H	BYU	44 59	106	H	Pacific	70 87
												118	H	San Diego	59 67
												143	N	Providence	45 48
												146	A	Portland	49 74
												158	A	Saint Mary's (CA)	70 86
												158	H	Saint Mary's (CA)	61 70
												180	H	Hawaii	65 51
												187	A	Pepperdine	84 77
												203	A	Santa Clara	60 76
												203	H	Santa Clara	75 59
												207	A	New Mexico	73 72
												232	H	Cal St. Fullerton	74 79
												240	H	Georgetown	53 64
												243	A	San Francisco	68 70
												243	H	San Francisco	76 69
												244	A	Tulsa	56 75
												267	A	Long Beach St.	70 57
												287	H	CSUN	54 56
												303	A	UC Irvine	65 80
LAST 10 Division I															
243	A	San Francisco	68 70	146	A	Portland	49 74								
203	A	Santa Clara	60 76	187	A	Pepperdine	84 77								
106	H	Pacific	70 87	203	H	Santa Clara	75 59								
158	H	Saint Mary's (CA)	61 70	243	H	San Francisco	76 69								
11	A	Gonzaga	52 78	158	A	Saint Mary's (CA)	70 86								

Non-Div I Games: Cal St. San B'dino 94 46

LMU (CA)

■ Loss,
 ■ Non-Conf,
 ■ S Site,
 ■ Home
 ■ A Away
 N Neutral

Average RPI Win:	137	WON-LOST	WINNING	LAST 10	STRENGTH OF	OPP. STRENGTH	TEAM	ADJ.	CONF.	ADJ CONF.
Average RPI Loss:	52	RECORD	PCT. RANK	GAMES	SCHEDULE	OF SCHEDULE	RPI	RPI	RPI	RPI
DIV. I ONLY	17- 5	38	7-3	55	30	24	24	4	4	
DIV. I NON-CONF.	10- 2	29	0	108	70	39	39	5	5	
TOTALS	RPI 1-25	RPI 26-50	W-L RECORDS	RPI 51-100	RPI 101-150	RPI 150+				
17- 5	3- 2	2- 2	OVERALL	2- 0	4- 1	6- 0				
10- 1	1- 1	2- 0	HOME	1- 0	1- 0	5- 0				
5- 4	2- 1	0- 2	AWAY	0- 0	2- 1	1- 0				
2- 0	0- 0	0- 0	NEUTRAL	1- 0	1- 0	0- 0				
10- 2	1- 1	1- 1	NON-CONFERENCE	1- 0	2- 0	5- 0				
5- 1	0- 1	1- 0	HOME	0- 0	0- 0	4- 0				
3- 1	1- 0	0- 1	AWAY	0- 0	1- 0	1- 0				
2- 0	0- 0	0- 0	NEUTRAL	1- 0	1- 0	0- 0				
7- 3	2- 1	1- 1	CONFERENCE	1- 0	2- 1	1- 0				
5- 0	1- 0	1- 0	HOME	1- 0	1- 0	1- 0				
2- 3	1- 1	0- 1	AWAY	0- 0	1- 1	0- 0				
0- 0	0- 0	0- 0	NEUTRAL	0- 0	0- 0	0- 0				

RPI	S	Opponent	Score	RPI	S	Opponent	Score	RPI	S	Opponent	Score	RPI	S	Opponent	Score
9	A	Mississippi St.	60 64	27	H	Kentucky	65 59	67	H	Alabama	71 60	133	A	Missouri	65 69
18	A	Texas A&M	57 54	45	A	Oklahoma	68 90	97	N	Michigan St.	58 56	133	H	Missouri	66 58
18	H	Texas A&M	59 58	47	H	Rutgers	64 58					135	A	Florida	77 68
23	H	Florida St.	62 70	49	A	Tennessee	58 63					145	A	Tulane	59 54
25	A	FGCU	74 63									148	N	Memphis	89 58
												159	H	New Orleans	83 49
												182	A	Little Rock	65 50
												224	H	Southeastern La.	62 52
												277	H	Nicholls St.	63 32
												278	H	Ole Miss	52 44
												345	H	Florida A&M	73 45
LAST 10 Division I															
133	H	Missouri	66 58	9	A	Mississippi St.	60 64								
18	H	Texas A&M	59 58	278	H	Ole Miss	52 44								
135	A	Florida	77 68	18	A	Texas A&M	57 54								
49	A	Tennessee	58 63	133	A	Missouri	65 69								
27	H	Kentucky	65 59	67	H	Alabama	71 60								

Non-Div I Games:

LSU

■ Loss,
 ■ Non-Conf,
 ■ S Site,
 ■ Home
 ■ A Away
 N Neutral

Average RPI Win:	225	WON-LOST	WINNING	LAST 10	STRENGTH OF	OPP. STRENGTH	TEAM	ADJ.	CONF.	ADJ CONF.
Average RPI Loss:	114	RECORD	PCT. RANK	GAMES	SCHEDULE	OF SCHEDULE	RPI	RPI	RPI	RPI
DIV. I ONLY	10- 14	227	4-6	127	151	198	198	12	12	
DIV. I NON-CONF.	6- 7	182	0	118	268	165	165	12	12	
TOTALS	RPI 1-25	RPI 26-50	W-L RECORDS	RPI 51-100	RPI 101-150	RPI 150+				
10- 14	0- 0	0- 0	OVERALL	1- 6	0- 6	9- 2				
5- 7	0- 0	0- 0	HOME	1- 5	0- 2	4- 0				
4- 7	0- 0	0- 0	AWAY	0- 1	0- 4	4- 2				
1- 0	0- 0	0- 0	NEUTRAL	0- 0	0- 0	1- 0				
6- 7	0- 0	0- 0	NON-CONFERENCE	1- 4	0- 2	5- 1				
2- 4	0- 0	0- 0	HOME	1- 3	0- 1	1- 0				
3- 3	0- 0	0- 0	AWAY	0- 1	0- 1	3- 1				
1- 0	0- 0	0- 0	NEUTRAL	0- 0	0- 0	1- 0				
4- 7	0- 0	0- 0	CONFERENCE	0- 2	0- 4	4- 1				
3- 3	0- 0	0- 0	HOME	0- 2	0- 1	3- 0				
1- 4	0- 0	0- 0	AWAY	0- 0	0- 3	1- 1				
0- 0	0- 0	0- 0	NEUTRAL	0- 0	0- 0	0- 0				

RPI 1-25				RPI 26-50				RPI 51-100				RPI 101+ Team's RPI: 198			
RPI	S	Opponent	Score	RPI	S	Opponent	Score	RPI	S	Opponent	Score	RPI	S	Opponent	Score
								54	A	Drexel	31 69	101	A	Fordham	45 62
								59	H	Dayton	58 98	107	A	Rider	43 70
								76	H	Temple	69 72	109	A	Duquesne	56 82
								86	H	Penn	49 65	116	A	Richmond	61 63
								95	H	Villanova	69 77	116	H	Richmond	61 67
								96	H	Saint Louis	61 77	141	H	Robert Morris	68 71
								98	H	Harvard	75 69	151	A	Massachusetts	62 76
												153	A	George Washington	61 54
												170	A	Norfolk St.	55 52
												205	A	Penn St.	69 67
												218	H	Saint Joseph's	67 59
												228	H	George Mason	77 65
												255	A	Howard	78 62
												285	H	St. Bonaventure	67 61
												293	N	UMBC	74 58
												295	A	Navy	46 61
												342	H	Coppin St.	79 46
LAST 10 Division I															
				153	A	George Washington	61 54					116	A	Richmond	61 63
				116	H	Richmond	61 67					285	H	St. Bonaventure	67 61
				101	A	Fordham	45 62					151	A	Massachusetts	62 76
				228	H	George Mason	77 65					109	A	Duquesne	56 82
				218	H	Saint Joseph's	67 59					96	H	Saint Louis	61 77

Non-Div I Games:

La Salle

■ Loss,
 ■ Non-Conf,
 ■ S Site,
 ■ H Home
 ■ A Away
 N Neutral

Average RPI Win:	327	WON-LOST	WINNING	LAST 10	STRENGTH OF	OPP. STRENGTH	TEAM	ADJ.	CONF.	ADJ CONF.
Average RPI Loss:	217	RECORD	PCT. RANK	GAMES	SCHEDULE	OF SCHEDULE	RPI	RPI	RPI	RPI
DIV. I ONLY	3- 19	330	1-9	341	303	346	346	21	21	
DIV. I NON-CONF.	2- 9	304	0	349	341	351	351	19	19	
TOTALS	RPI 1-25	RPI 26-50	W-L RECORDS	RPI 51-100	RPI 101-150	RPI 150+				
3- 19	0- 0	0- 0	OVERALL	0- 2	0- 2	3- 15				
2- 7	0- 0	0- 0	HOME	0- 1	0- 0	2- 6				
1- 12	0- 0	0- 0	AWAY	0- 1	0- 2	1- 9				
0- 0	0- 0	0- 0	NEUTRAL	0- 0	0- 0	0- 0				
2- 9	0- 0	0- 0	NON-CONFERENCE	0- 0	0- 1	2- 8				
2- 3	0- 0	0- 0	HOME	0- 0	0- 0	2- 3				
0- 6	0- 0	0- 0	AWAY	0- 0	0- 1	0- 5				
0- 0	0- 0	0- 0	NEUTRAL	0- 0	0- 0	0- 0				
1- 10	0- 0	0- 0	CONFERENCE	0- 2	0- 1	1- 7				
0- 4	0- 0	0- 0	HOME	0- 1	0- 0	0- 3				
1- 6	0- 0	0- 0	AWAY	0- 1	0- 1	1- 4				
0- 0	0- 0	0- 0	NEUTRAL	0- 0	0- 0	0- 0				

RPI S	Opponent	Score	RPI S	Opponent	Score	RPI S	Opponent	Score	RPI S	Opponent	Score	Team's RPI: 346
						57	A Troy	65 77	120	A UT Arlington	34 72	
						57	H Troy	65 72	150	A Texas Tech	38 83	
									162	A Tennessee Tech	68 75	
									166	A Louisiana	55 68	
									182	H Little Rock	50 70	
									223	H Southern Miss.	42 57	
									224	H Southeastern La.	52 65	
									235	A South Alabama	63 72	
									235	H South Alabama	39 73	
									237	H Arkansas St.	53 54	
									262	A North Texas	51 63	
									277	A Nicholls St.	59 74	
									278	A Ole Miss	42 66	
									296	A Texas St.	58 55	
									299	A Ga. Southern	47 64	
									315	A Georgia St.	52 68	
									317	H Houston Baptist	65 72	
									334	A McNeese	69 72	
									335	H Northwestern St.	63 54	
									351	H Mississippi Val.	74 66	
LAST 10 Division I												
235	H	South Alabama	39	73	120	A	UT Arlington	34	72			
57	A	Troy	65	77	296	A	Texas St.	58	55			
237	H	Arkansas St.	53	54	235	A	South Alabama	63	72			
166	A	Louisiana	55	68	57	H	Troy	65	72			
182	H	Little Rock	50	70	315	A	Georgia St.	52	68			

Non-Div I Games:

La.-Monroe

Average RPI Win:	242	WON-LOST	WINNING	LAST 10	STRENGTH OF	OPP. STRENGTH	TEAM	ADJ.	CONF.	ADJ CONF.
Average RPI Loss:	141	RECORD	PCT. RANK	GAMES	SCHEDULE	OF SCHEDULE	RPI	RPI	RPI	RPI
DIV. I ONLY	12- 10	146	7-3	203	241	170	170	15	15	
DIV. I NON-CONF.	4- 6	212	0	268	319	273	273	16	16	
TOTALS	RPI 1-25	RPI 26-50	W-L RECORDS	RPI 51-100	RPI 101-150	RPI 150+				
12- 10	0- 0	0- 0	OVERALL	1- 4	2- 3	9- 3				
9- 2	0- 0	0- 0	HOME	1- 0	2- 1	6- 1				
3- 8	0- 0	0- 0	AWAY	0- 4	0- 2	3- 2				
0- 0	0- 0	0- 0	NEUTRAL	0- 0	0- 0	0- 0				
4- 6	0- 0	0- 0	NON-CONFERENCE	0- 2	0- 1	4- 3				
3- 2	0- 0	0- 0	HOME	0- 0	0- 1	3- 1				
1- 4	0- 0	0- 0	AWAY	0- 2	0- 0	1- 2				
0- 0	0- 0	0- 0	NEUTRAL	0- 0	0- 0	0- 0				
8- 4	0- 0	0- 0	CONFERENCE	1- 2	2- 2	5- 0				
6- 0	0- 0	0- 0	HOME	1- 0	2- 0	3- 0				
2- 4	0- 0	0- 0	AWAY	0- 2	0- 2	2- 0				
0- 0	0- 0	0- 0	NEUTRAL	0- 0	0- 0	0- 0				

RPI S	Opponent	Score	RPI S	Opponent	Score	RPI S	Opponent	Score	RPI S	Opponent	Score	Team's RPI: 170
						63	A St. John's (NY)	44 76	109	H Duquesne	65 73	
						69	A Seton Hall	50 74	125	A Lehigh	66 73	
						73	A Bucknell	36 50	125	H Lehigh	61 53	
						94	A Colgate	52 73	130	A Holy Cross	56 57	
						94	H Colgate	55 39	132	H Boston U.	59 57	
									179	A Binghamton	64 74	
									200	A American	67 52	
									230	H Manhattan	60 53	
									252	H Loyola Maryland	55 52	
									270	A Monmouth	44 52	
									293	H UMBC	58 65	
									295	H Navy	79 52	
									302	A Army West Point	57 52	
									302	H Army West Point	67 58	
									310	A Albany (NY)	54 47	
									325	H Fairleigh Dickinson	61 29	
									336	H LIU Brooklyn	65 60	
LAST 10 Division I												
			302	H Army West Point	67 58	302	A Army West Point	57 52				
			125	A Lehigh	66 73	295	H Navy	79 52				
			200	A American	67 52	94	A Colgate	52 73				
			94	H Colgate	55 39	252	H Loyola Maryland	55 52				
			125	H Lehigh	61 53	130	A Holy Cross	56 57				

Non-Div I Games:

Lafayette

Average RPI Win:	272	WON-LOST	WINNING	LAST 10	STRENGTH OF	OPP. STRENGTH	TEAM	ADJ.	CONF.	ADJ CONF.
Average RPI Loss:	149	RECORD	PCT. RANK	GAMES	SCHEDULE	OF SCHEDULE	RPI	RPI	RPI	RPI
DIV. I ONLY	7- 14	266	3-7	162	251	248	248	23	23	
DIV. I NON-CONF.	2- 5	259	0	27	100	155	155	22	22	
TOTALS	RPI 1-25	RPI 26-50	W-L RECORDS	RPI 51-100	RPI 101-150	RPI 150+				
7- 14	0- 2	0- 1	OVERALL	0- 1	1- 3	6- 7				
3- 6	0- 0	0- 0	HOME	0- 1	0- 1	3- 4				
3- 8	0- 2	0- 1	AWAY	0- 0	0- 2	3- 3				
1- 0	0- 0	0- 0	NEUTRAL	0- 0	1- 0	0- 0				
2- 5	0- 2	0- 1	NON-CONFERENCE	0- 0	1- 0	1- 2				
1- 1	0- 0	0- 0	HOME	0- 0	0- 0	1- 1				
0- 4	0- 2	0- 1	AWAY	0- 0	0- 0	0- 1				
1- 0	0- 0	0- 0	NEUTRAL	0- 0	1- 0	0- 0				
5- 9	0- 0	0- 0	CONFERENCE	0- 1	0- 3	5- 5				
2- 5	0- 0	0- 0	HOME	0- 1	0- 1	2- 3				
3- 4	0- 0	0- 0	AWAY	0- 0	0- 2	3- 2				
0- 0	0- 0	0- 0	NEUTRAL	0- 0	0- 0	0- 0				

RPI 1-25				RPI 26-50				RPI 51-100				RPI 101+ Team's RPI: 248			
RPI	S	Opponent	Score	RPI	S	Opponent	Score	RPI	S	Opponent	Score	RPI	S	Opponent	Score
6	A	Baylor	28 90	46	A	Oklahoma St.	53 74	89	H	SFA	53 54	110	A	A&M-Corpus Christi	39 49
14	A	NC State	40 81									121	N	Idaho	47 44
												123	A	Abilene Christian	72 78
												123	H	Abilene Christian	49 75
												157	A	Sam Houston St.	47 68
												159	H	New Orleans	57 62
												166	H	Louisiana	63 74
												220	A	Central Ark.	29 53
												224	A	Southeastern La.	65 57
												277	A	Nicholls St.	84 78
												277	H	Nicholls St.	60 62
												283	H	Incarnate Word	48 67
												294	H	Denver	71 59
												312	A	Cal Poly	56 57
												317	H	Houston Baptist	60 53
												334	A	McNeese	87 69
												335	H	Northwestern St.	61 58
LAST 10 Division I															
277	H	Nicholls St.	60 62	283	H	Incarnate Word	48 67								
123	H	Abilene Christian	49 75	110	A	A&M-Corpus Christi	39 49								
220	A	Central Ark.	29 53	157	A	Sam Houston St.	47 68								
334	A	McNeese	87 69	317	H	Houston Baptist	60 53								
89	H	SFA	53 54	277	A	Nicholls St.	84 78								

Non-Div I Games: Howard Payne 96 36 LeTourneau 90 38

Lamar University

Loss, Non-Conf, S Site, H Home A Away N Neutral

Average RPI Win: 228	WON-LOST	WINNING	LAST 10	STRENGTH OF	OPP. STRENGTH	TEAM	ADJ.	CONF.	ADJ CONF.
Average RPI Loss: 116	RECORD	PCT. RANK	GAMES	SCHEDULE	OF SCHEDULE	RPI	RPI	RPI	RPI
DIV. I ONLY	14- 8	89	5-5	204	191	125	125	15	15
DIV. I NON-CONF.	7- 3	80	0	155	245	81	81	16	16
TOTALS	RPI 1-25	RPI 26-50	W-L RECORDS	RPI 51-100	RPI 101-150	RPI 150+			
14- 8	0- 0	0- 0	OVERALL	1- 3	1- 3	12- 2			
6- 3	0- 0	0- 0	HOME	1- 1	1- 1	4- 1			
8- 3	0- 0	0- 0	AWAY	0- 1	0- 1	8- 1			
0- 2	0- 0	0- 0	NEUTRAL	0- 1	0- 1	0- 0			
7- 3	0- 0	0- 0	NON-CONFERENCE	1- 2	0- 1	6- 0			
3- 0	0- 0	0- 0	HOME	1- 0	0- 0	2- 0			
4- 1	0- 0	0- 0	AWAY	0- 1	0- 0	4- 0			
0- 2	0- 0	0- 0	NEUTRAL	0- 1	0- 1	0- 0			
7- 5	0- 0	0- 0	CONFERENCE	0- 1	1- 2	6- 2			
3- 3	0- 0	0- 0	HOME	0- 1	1- 1	2- 1			
4- 2	0- 0	0- 0	AWAY	0- 0	0- 1	4- 1			
0- 0	0- 0	0- 0	NEUTRAL	0- 0	0- 0	0- 0			

RPI S	Opponent	Score	RPI S	Opponent	Score	RPI S	Opponent	Score	RPI S	Opponent	Score	Team's RPI: 125
						58	A Minnesota	49 77	101	N Fordham	57 59	
						65	N Ball St.	52 54	130	A Holy Cross	62 65	
						69	H Seton Hall	75 68	130	H Holy Cross	57 74	
						73	H Bucknell	50 71	132	H Boston U.	51 34	
									153	H George Washington	59 53	
									170	A Lafayette	53 61	
									170	H Lafayette	73 66	
									196	A Mt. St. Mary's	66 65	
									199	A Merrimack	72 68	
									200	A American	64 63	
									200	H American	56 64	
									252	A Loyola Maryland	55 53	
									261	A Delaware St.	68 38	
									295	A Navy	60 53	
									295	H Navy	70 40	
									302	A Army West Point	94 65	
									327	A Saint Peter's	80 71	
									344	H Central Conn. St.	70 51	
LAST 10 Division I												
130	A Holy Cross	62 65	130	H Holy Cross	57 74							
170	H Lafayette	73 66	73	H Bucknell	50 71							
302	A Army West Point	94 65	295	A Navy	60 53							
200	H American	56 64	200	A American	64 63							
170	A Lafayette	53 61	132	H Boston U.	51 34							

Non-Div I Games: Bloomsburg 91 43

Lehigh

■ Loss,
 ■ Non-Conf,
 ■ S Site,
 ■ H Home
 ■ A Away
 N Neutral

Liberty

Through Games Of Feb. 12, 2020

Average RPI Win:	209	WON-LOST	WINNING	LAST 10	STRENGTH OF	OPP. STRENGTH	TEAM	ADJ.	CONF.	ADJ CONF.
Average RPI Loss:	110	RECORD	PCT. RANK	GAMES	SCHEDULE	OF SCHEDULE	RPI	RPI	RPI	RPI
DIV. I ONLY	13- 11	154	5-5	70	185	100	100	16	16	
DIV. I NON-CONF.	7- 6	161	0	71	182	99	99	15	15	
TOTALS	RPI 1-25	RPI 26-50	W-L RECORDS	RPI 51-100	RPI 101-150	RPI 150+				
13- 11	0- 3	1- 2	OVERALL	0- 0	0- 2	12- 4				
4- 5	0- 1	0- 0	HOME	0- 0	0- 1	4- 3				
7- 5	0- 1	0- 2	AWAY	0- 0	0- 1	7- 1				
2- 1	0- 1	1- 0	NEUTRAL	0- 0	0- 0	1- 0				
7- 6	0- 1	1- 2	NON-CONFERENCE	0- 0	0- 1	6- 2				
1- 3	0- 0	0- 0	HOME	0- 0	0- 1	1- 2				
4- 2	0- 0	0- 2	AWAY	0- 0	0- 0	4- 0				
2- 1	0- 1	1- 0	NEUTRAL	0- 0	0- 0	1- 0				
6- 5	0- 2	0- 0	CONFERENCE	0- 0	0- 1	6- 2				
3- 2	0- 1	0- 0	HOME	0- 0	0- 0	3- 1				
3- 3	0- 1	0- 0	AWAY	0- 0	0- 1	3- 1				
0- 0	0- 0	0- 0	NEUTRAL	0- 0	0- 0	0- 0				

RPI 1-25				RPI 26-50				RPI 51-100				Team's RPI: 100				RPI 101+			
RPI	S	Opponent	Score	RPI	S	Opponent	Score	RPI	S	Opponent	Score	RPI	S	Opponent	Score	RPI	S	Opponent	Score
13	N	Oregon St.	55 68	33	A	Virginia Tech	69 73					112	A	North Florida	50 65				
25	A	FGCU	57 64	43	N	Bradley	75 63					149	H	UNC Greensboro	53 58				
25	H	FGCU	65 74	44	A	James Madison	53 76					155	A	North Ala.	75 86				
												155	H	North Ala.	71 76				
												161	A	Hampton	83 59				
												170	A	Norfolk St.	67 48				
												181	N	Miami (OH)	65 53				
												190	A	Jacksonville	65 59				
												190	H	Jacksonville	85 76				
												208	A	Stetson	57 48				
												221	A	UMKC	68 44				
												227	H	Kennesaw St.	76 66				
												229	H	Chattanooga	54 71				
												253	A	Saint Francis (PA)	71 52				
												268	H	ETSU	62 63				
												274	H	Lipscomb	64 60				
												275	H	East Carolina	81 66				
												330	A	NJIT	67 53				
LAST 10 Division I																			
190	A	Jacksonville	65 59	208	A	Stetson	57 48												
155	A	North Ala.	75 86	274	H	Lipscomb	64 60												
227	H	Kennesaw St.	76 66	155	H	North Ala.	71 76												
25	H	FGCU	65 74	190	H	Jacksonville	85 76												
112	A	North Florida	50 65	25	A	FGCU	57 64												

Non-Div I Games:

Liberty

Loss, Non-Conf, S Site, H Home A Away N Neutral

Average RPI Win:	270	WON-LOST	WINNING	LAST 10	STRENGTH OF	OPP. STRENGTH	TEAM	ADJ.	CONF.	ADJ CONF.
Average RPI Loss:	144	RECORD	PCT. RANK	GAMES	SCHEDULE	OF SCHEDULE	RPI	RPI	RPI	RPI
DIV. I ONLY	4- 19	320	2-8	97	261	274	274	16	16	
DIV. I NON-CONF.	2- 10	313	0	63	308	253	253	15	15	
TOTALS	RPI 1-25	RPI 26-50	W-L RECORDS	RPI 51-100	RPI 101-150	RPI 150+				
4- 19	0- 1	0- 0	OVERALL	0- 6	0- 2	4- 10				
1- 8	0- 0	0- 0	HOME	0- 1	0- 1	1- 6				
3- 9	0- 1	0- 0	AWAY	0- 4	0- 0	3- 4				
0- 2	0- 0	0- 0	NEUTRAL	0- 1	0- 1	0- 0				
2- 10	0- 0	0- 0	NON-CONFERENCE	0- 5	0- 1	2- 4				
1- 3	0- 0	0- 0	HOME	0- 1	0- 0	1- 2				
1- 5	0- 0	0- 0	AWAY	0- 3	0- 0	1- 2				
0- 2	0- 0	0- 0	NEUTRAL	0- 1	0- 1	0- 0				
2- 9	0- 1	0- 0	CONFERENCE	0- 1	0- 1	2- 6				
0- 5	0- 0	0- 0	HOME	0- 0	0- 1	0- 4				
2- 4	0- 1	0- 0	AWAY	0- 1	0- 0	2- 2				
0- 0	0- 0	0- 0	NEUTRAL	0- 0	0- 0	0- 0				

RPI	S	Opponent	Score	RPI	S	Opponent	Score	RPI	S	Opponent	Score	RPI	S	Opponent	Score	Team's RPI: 274
25	A	FGCU	56 82					56	H	Belmont	68 69	107	N	Rider	76 81	
								59	A	Dayton	60 82	112	H	North Florida	60 68	
								61	N	Marist	63 74	155	A	North Ala.	58 91	
								62	A	Middle Tenn.	49 70	155	H	North Ala.	72 84	
								71	A	UT Martin	67 83	162	A	Tennessee Tech	58 78	
								100	A	Liberty	60 64	190	H	Jacksonville	64 73	
												202	H	Northern Ky.	71 69	
												208	A	Stetson	65 59	
												208	H	Stetson	34 48	
												222	H	Eastern Ill.	56 66	
												227	A	Kennesaw St.	60 88	
												227	H	Kennesaw St.	66 74	
												239	H	Murray St.	57 67	
												300	A	Jacksonville St.	63 65	
												330	A	NJIT	65 57	
												340	A	Tennessee St.	74 64	
LAST 10 Division I																
155	A	North Ala.	58 91	330	A	NJIT	65 57									
227	A	Kennesaw St.	60 88	100	A	Liberty	60 64									
208	H	Stetson	34 48	227	H	Kennesaw St.	66 74									
190	H	Jacksonville	64 73	155	H	North Ala.	72 84									
112	H	North Florida	60 68	208	A	Stetson	65 59									

Non-Div I Games: Queens (NC) 86 45

Lipscomb

Loss, Non-Conf, S Site, H Home A Away N Neutral

Average RPI Win: 267		WON-LOST	WINNING	LAST 10	STRENGTH OF	OPP. STRENGTH	TEAM	ADJ.	CONF.	ADJ CONF.
Average RPI Loss: 109		RECORD	PCT. RANK	GAMES	SCHEDULE	OF SCHEDULE	RPI	RPI	RPI	RPI
DIV. I ONLY		10- 12	208	7-3	154	151	182	182	21	21
DIV. I NON-CONF.		2- 9	304	0	32	30	217	217	19	19
TOTALS	RPI 1-25	RPI 26-50		W-L RECORDS	RPI 51-100		RPI 101-150		RPI 150+	
10- 12	0- 3	0- 2		OVERALL	0- 2		0- 2		10- 3	
6- 4	0- 1	0- 0		HOME	0- 1		0- 1		6- 1	
4- 8	0- 2	0- 2		AWAY	0- 1		0- 1		4- 2	
0- 0	0- 0	0- 0		NEUTRAL	0- 0		0- 0		0- 0	
2- 9	0- 3	0- 2		NON-CONFERENCE	0- 1		0- 1		2- 2	
2- 3	0- 1	0- 0		HOME	0- 0		0- 1		2- 1	
0- 6	0- 2	0- 2		AWAY	0- 1		0- 0		0- 1	
0- 0	0- 0	0- 0		NEUTRAL	0- 0		0- 0		0- 0	
8- 3	0- 0	0- 0		CONFERENCE	0- 1		0- 1		8- 1	
4- 1	0- 0	0- 0		HOME	0- 1		0- 0		4- 0	
4- 2	0- 0	0- 0		AWAY	0- 0		0- 1		4- 1	
0- 0	0- 0	0- 0		NEUTRAL	0- 0		0- 0		0- 0	

RPI 1-25				RPI 26-50				RPI 51-100				RPI 101+				Team's RPI: 182	
RPI	S	Opponent	Score	RPI	S	Opponent	Score	RPI	S	Opponent	Score	RPI	S	Opponent	Score		
9	A	Mississippi St.	50 89	30	A	Western Ky.	58 77	85	A	Rice	40 66	120	A	UT Arlington	58 65		
18	A	Texas A&M	35 78	38	A	Arkansas	53 86	99	H	Coastal Caro.	48 68	148	H	Memphis	50 68		
24	H	LSU	50 65									166	A	Louisiana	59 44		
												177	A	Fla. Atlantic	72 79		
												220	H	Central Ark.	63 48		
												237	H	Arkansas St.	67 58		
												241	H	Louisiana Tech	38 43		
												244	H	Tulsa	63 51		
												250	H	Appalachian St.	68 63		
												296	A	Texas St.	78 66		
												299	A	Ga. Southern	65 49		
												299	H	Ga. Southern	58 46		
												315	A	Georgia St.	43 58		
												315	H	Georgia St.	66 46		
												346	A	La.-Monroe	70 50		
LAST 10 Division I																	
				315	A	Georgia St.	43 58	237	H	Arkansas St.	67 58						
				299	A	Ga. Southern	65 49	99	H	Coastal Caro.	48 68						
				166	A	Louisiana	59 44	315	H	Georgia St.	66 46						
				250	H	Appalachian St.	68 63	299	H	Ga. Southern	58 46						
				346	A	La.-Monroe	70 50	120	A	UT Arlington	58 65						

Non-Div I Games:

Little Rock

Loss, Non-Conf, S Site, H Home A Away N Neutral

Average RPI Win:	266	WON-LOST	WINNING	LAST 10	STRENGTH OF	OPP. STRENGTH	TEAM	ADJ.	CONF.	ADJ CONF.
Average RPI Loss:	190	RECORD	PCT. RANK	GAMES	SCHEDULE	OF SCHEDULE	RPI	RPI	RPI	RPI
DIV. I ONLY	9- 12	224	5-5	324	176	267	267	28	28	
DIV. I NON-CONF.	4- 8	235	0-1	298	90	284	284	26	26	
TOTALS	RPI 1-25	RPI 26-50	W-L RECORDS	RPI 51-100	RPI 101-150	RPI 150+				
9- 12	0- 2	0- 0	OVERALL	0- 1	0- 1	9- 8				
5- 3	0- 1	0- 0	HOME	0- 0	0- 0	5- 2				
2- 9	0- 1	0- 0	AWAY	0- 1	0- 1	2- 6				
2- 0	0- 0	0- 0	NEUTRAL	0- 0	0- 0	2- 0				
4- 8	0- 2	0- 0	NON-CONFERENCE	0- 1	0- 1	4- 4				
1- 3	0- 1	0- 0	HOME	0- 0	0- 0	1- 2				
1- 5	0- 1	0- 0	AWAY	0- 1	0- 1	1- 2				
2- 0	0- 0	0- 0	NEUTRAL	0- 0	0- 0	2- 0				
5- 4	0- 0	0- 0	CONFERENCE	0- 0	0- 0	5- 4				
4- 0	0- 0	0- 0	HOME	0- 0	0- 0	4- 0				
1- 4	0- 0	0- 0	AWAY	0- 0	0- 0	1- 4				
0- 0	0- 0	0- 0	NEUTRAL	0- 0	0- 0	0- 0				

RPI 1-25				RPI 26-50				RPI 51-100				RPI 101+ Team's RPI: 267			
RPI	S	Opponent	Score	RPI	S	Opponent	Score	RPI	S	Opponent	Score	RPI	S	Opponent	Score
2	H	Oregon	45 81					82	A	Southern California	40 57	136	A	California	45 68
5	A	UCLA	51 86									165	A	UC Davis	55 57
												180	A	Hawaii	44 68
												180	H	Hawaii	62 55
												203	A	Santa Clara	54 46
												205	N	Penn St.	64 56
												232	A	Cal St. Fullerton	65 69
												281	H	LMU (CA)	57 70
												287	H	CSUN	60 52
												288	H	UC Riverside	73 67
												290	H	Utah St.	48 56
												291	A	California Baptist	70 79
												303	A	UC Irvine	56 46
												308	N	UTRGV	69 65
												309	A	Seattle U	54 66
												311	H	Air Force	74 68
												312	A	Cal Poly	41 61
												312	H	Cal Poly	72 69
LAST 10 Division I															
312	A	Cal Poly	41 61	287	H	CSUN	60 52								
180	A	Hawaii	44 68	165	A	UC Davis	55 57								
288	H	UC Riverside	73 67	232	A	Cal St. Fullerton	65 69								
303	A	UC Irvine	56 46	312	H	Cal Poly	72 69								
180	H	Hawaii	62 55	82	A	Southern California	40 57								

Non-Div I Games: Westcliff 94 47 Bethesda (CA) 90 43

Long Beach St.

Loss, Non-Conf, S Site, H Home A Away N Neutral

Average RPI Win:	272	WON-LOST	WINNING	LAST 10	STRENGTH OF	OPP. STRENGTH	TEAM	ADJ.	CONF.	ADJ CONF.
Average RPI Loss:	195	RECORD	PCT. RANK	GAMES	SCHEDULE	OF SCHEDULE	RPI	RPI	RPI	RPI
DIV. I ONLY	10- 12	208	4-6	285	318	259	259	25	25	
DIV. I NON-CONF.	4- 5	195	0	300	226	257	257	28	28	
TOTALS	RPI 1-25	RPI 26-50	W-L RECORDS	RPI 51-100	RPI 101-150	RPI 150+				
10- 12	0- 0	0- 1	OVERALL	0- 0	0- 2	10- 9				
6- 5	0- 0	0- 0	HOME	0- 0	0- 1	6- 4				
4- 7	0- 0	0- 1	AWAY	0- 0	0- 1	4- 5				
0- 0	0- 0	0- 0	NEUTRAL	0- 0	0- 0	0- 0				
4- 5	0- 0	0- 1	NON-CONFERENCE	0- 0	0- 1	4- 3				
3- 1	0- 0	0- 0	HOME	0- 0	0- 0	3- 1				
1- 4	0- 0	0- 1	AWAY	0- 0	0- 1	1- 2				
0- 0	0- 0	0- 0	NEUTRAL	0- 0	0- 0	0- 0				
6- 7	0- 0	0- 0	CONFERENCE	0- 0	0- 1	6- 6				
3- 4	0- 0	0- 0	HOME	0- 0	0- 1	3- 3				
3- 3	0- 0	0- 0	AWAY	0- 0	0- 0	3- 3				
0- 0	0- 0	0- 0	NEUTRAL	0- 0	0- 0	0- 0				

RPI 1-25			RPI 26-50			RPI 51-100			RPI 101+			Team's RPI: 259
RPI	S	Opponent	Score	RPI	S	Opponent	Score	RPI	S	Opponent	Score	
				44	A	James Madison	53 93					
								103	H	Campbell	55 70	
								135	A	Florida	54 71	
								161	A	Hampton	55 72	
								170	A	Norfolk St.	46 49	
								194	H	High Point	69 76	
								211	H	Brown	86 76	
								214	A	Gardner-Webb	70 73	
								214	H	Gardner-Webb	80 70	
								217	H	Radford	61 62	
								233	A	UNC Asheville	54 51	
								233	H	UNC Asheville	73 56	
								257	A	Winthrop	63 74	
								261	H	Delaware St.	78 62	
								264	H	UNCW	59 58	
								266	A	Wofford	76 79	
								275	H	East Carolina	61 64	
								305	A	Presbyterian	71 60	
								305	H	Presbyterian	77 82	
								320	A	UMES	71 62	
								332	A	USC Upstate	70 62	
								343	H	Charleston So.	84 64	
LAST 10 Division I												
				214	A	Gardner-Webb	70 73					
				305	H	Presbyterian	77 82					
				233	A	UNC Asheville	54 51					
				161	A	Hampton	55 72					
				233	H	UNC Asheville	73 56					
				257	A	Winthrop	63 74					
				194	H	High Point	69 76					
				217	H	Radford	61 62					
				332	A	USC Upstate	70 62					
				343	H	Charleston So.	84 64					

Non-Div I Games:

Longwood

■ Loss,
 ■ Non-Conf,
 ■ S Site,
 ■ H Home
 ■ A Away
 N Neutral

Louisiana

Through Games Of Feb. 12, 2020

Average RPI Win:	248	WON-LOST	WINNING	LAST 10	STRENGTH OF	OPP. STRENGTH	TEAM	ADJ.	CONF.	ADJ CONF.
Average RPI Loss:	164	RECORD	PCT. RANK	GAMES	SCHEDULE	OF SCHEDULE	RPI	RPI	RPI	RPI
DIV. I ONLY	11- 9	143	5-5	226	249	166	166	21	21	
DIV. I NON-CONF.	5- 4	140	0	227	235	143	143	19	19	
TOTALS	RPI 1-25	RPI 26-50	W-L RECORDS	RPI 51-100	RPI 101-150	RPI 150+				
11- 9	0- 1	0- 0	OVERALL	1- 1	0- 1	10- 6				
5- 3	0- 1	0- 0	HOME	0- 1	0- 0	5- 1				
6- 6	0- 0	0- 0	AWAY	1- 0	0- 1	5- 5				
0- 0	0- 0	0- 0	NEUTRAL	0- 0	0- 0	0- 0				
5- 4	0- 1	0- 0	NON-CONFERENCE	0- 0	0- 0	5- 3				
2- 1	0- 1	0- 0	HOME	0- 0	0- 0	2- 0				
3- 3	0- 0	0- 0	AWAY	0- 0	0- 0	3- 3				
0- 0	0- 0	0- 0	NEUTRAL	0- 0	0- 0	0- 0				
6- 5	0- 0	0- 0	CONFERENCE	1- 1	0- 1	5- 3				
3- 2	0- 0	0- 0	HOME	0- 1	0- 0	3- 1				
3- 3	0- 0	0- 0	AWAY	1- 0	0- 1	2- 2				
0- 0	0- 0	0- 0	NEUTRAL	0- 0	0- 0	0- 0				

RPI 1-25			RPI 26-50			RPI 51-100			RPI 101+ Team's RPI: 166		
RPI	S	Opponent	Score	RPI	S	Opponent	Score	RPI	S	Opponent	Score
9	H	Mississippi St.	48 64					57	A	Troy	79 73
								57	H	Troy	64 67
								120	A	UT Arlington	52 79
								154	A	Jackson St.	54 65
								157	A	Sam Houston St.	73 77
								159	A	New Orleans	65 60
								182	H	Little Rock	44 59
								224	H	Southeastern La.	60 50
								235	A	South Alabama	63 78
								235	H	South Alabama	73 68
								237	H	Arkansas St.	83 43
								248	A	Lamar University	74 63
								262	A	North Texas	66 69
								278	A	Ole Miss	53 42
								296	A	Texas St.	73 67
								299	A	Ga. Southern	67 83
								315	A	Georgia St.	75 65
								334	H	McNeese	75 55
								346	H	La.-Monroe	68 55
LAST 10 Division I											
57	H	Troy	64 67	296	A	Texas St.	73 67				
235	A	South Alabama	63 78	120	A	UT Arlington	52 79				
182	H	Little Rock	44 59	57	A	Troy	79 73				
346	H	La.-Monroe	68 55	235	H	South Alabama	73 68				
237	H	Arkansas St.	83 43	299	A	Ga. Southern	67 83				

Non-Div I Games: Loyola (LA) 67 51 Xavier (LA) 62 49

Louisiana

Loss, Non-Conf, S Site, H Home A Away N Neutral

Average RPI Win:	222	WON-LOST	WINNING	LAST 10	STRENGTH OF	OPP. STRENGTH	TEAM	ADJ.	CONF.	ADJ CONF.
Average RPI Loss:	158	RECORD	PCT. RANK	GAMES	SCHEDULE	OF SCHEDULE	RPI	RPI	RPI	RPI
DIV. I ONLY	9- 11	215	3-7	216	169	241	241	13	13	
DIV. I NON-CONF.	6- 3	90	0	334	280	226	226	14	14	
TOTALS	RPI 1-25	RPI 26-50	W-L RECORDS	RPI 51-100	RPI 101-150	RPI 150+				
9- 11	0- 0	0- 2	OVERALL	1- 2	1- 1	7- 6				
8- 4	0- 0	0- 1	HOME	1- 0	1- 1	6- 2				
1- 7	0- 0	0- 1	AWAY	0- 2	0- 0	1- 4				
0- 0	0- 0	0- 0	NEUTRAL	0- 0	0- 0	0- 0				
6- 3	0- 0	0- 0	NON-CONFERENCE	0- 0	1- 0	5- 3				
5- 1	0- 0	0- 0	HOME	0- 0	1- 0	4- 1				
1- 2	0- 0	0- 0	AWAY	0- 0	0- 0	1- 2				
0- 0	0- 0	0- 0	NEUTRAL	0- 0	0- 0	0- 0				
3- 8	0- 0	0- 2	CONFERENCE	1- 2	0- 1	2- 3				
3- 3	0- 0	0- 1	HOME	1- 0	0- 1	2- 1				
0- 5	0- 0	0- 1	AWAY	0- 2	0- 0	0- 2				
0- 0	0- 0	0- 0	NEUTRAL	0- 0	0- 0	0- 0				

RPI S	Opponent	Score	RPI S	Opponent	Score	RPI S	Opponent	Score	RPI S	Opponent	Score	Team's RPI: 241
30	H Western Ky.	75 84	62	H Middle Tenn.	78 60	113	H UAB	51 71				
32	A Old Dominion	61 77	78	A Charlotte	37 55	148	H Memphis	83 74				
			85	A Rice	47 60	166	H Wichita St.	80 88				
						175	A Houston	53 67				
						182	A Little Rock	43 38				
						216	H UTEP	87 80				
						223	A Southern Miss.	60 66				
						224	H Southeastern La.	92 78				
						237	H Arkansas St.	67 54				
						246	H Marshall	60 50				
						262	A North Texas	69 74				
						278	A Ole Miss	53 76				
						298	H UTSA	73 82				
						334	H McNeese	79 54				
						347	H Grambling	70 66				
LAST 10 Division I												
246	H Marshall	60 50	62	H Middle Tenn.	78 60							
30	H Western Ky.	75 84	262	A North Texas	69 74							
32	A Old Dominion	61 77	85	A Rice	47 60							
78	A Charlotte	37 55	216	H UTEP	87 80							
113	H UAB	51 71	298	H UTSA	73 82							

Non-Div I Games: Loyola (LA) 71 52 LSU-Alexandria 93 61

Louisiana Tech

Loss, Non-Conf, S Site, H Home A Away N Neutral

Louisville

Through Games Of Feb. 12, 2020

Average RPI Win:	105	WON-LOST	WINNING	LAST 10	STRENGTH OF	OPP. STRENGTH	TEAM	ADJ.	CONF.	ADJ CONF.
Average RPI Loss:	46	RECORD	PCT. RANK	GAMES	SCHEDULE	OF SCHEDULE	RPI	RPI	RPI	RPI
DIV. I ONLY	21- 3	13	8-2	38	3	12	12	5	5	
DIV. I NON-CONF.	11- 1	13	0	9	9	1	1	3	3	
TOTALS	RPI 1-25	RPI 26-50	W-L RECORDS	RPI 51-100	RPI 101-150	RPI 150+				
21- 3	2- 1	4- 1	OVERALL	6- 1	4- 0	5- 0				
10- 1	1- 1	2- 0	HOME	2- 0	2- 0	3- 0				
8- 2	0- 0	1- 1	AWAY	4- 1	1- 0	2- 0				
3- 0	1- 0	1- 0	NEUTRAL	0- 0	1- 0	0- 0				
11- 1	2- 0	3- 1	NON-CONFERENCE	1- 0	2- 0	3- 0				
5- 0	1- 0	1- 0	HOME	0- 0	1- 0	2- 0				
3- 1	0- 0	1- 1	AWAY	1- 0	0- 0	1- 0				
3- 0	1- 0	1- 0	NEUTRAL	0- 0	1- 0	0- 0				
10- 2	0- 1	1- 0	CONFERENCE	5- 1	2- 0	2- 0				
5- 1	0- 1	1- 0	HOME	2- 0	1- 0	1- 0				
5- 1	0- 0	0- 0	AWAY	3- 1	1- 0	1- 0				
0- 0	0- 0	0- 0	NEUTRAL	0- 0	0- 0	0- 0				

RPI	S	Opponent	Score	RPI	S	Opponent	Score	RPI	S	Opponent	Score	RPI	S	Opponent	Score
2	N	Oregon	72 62	26	A	Ohio St.	60 67	51	H	Virginia	71 56	104	A	Notre Dame	86 54
17	H	Central Mich.	76 63	27	A	Kentucky	67 66	71	A	UT Martin	71 63	115	H	Wake Forest	75 61
23	H	Florida St.	59 67	30	H	Western Ky.	75 56	75	A	Miami (FL)	87 41	120	N	UT Arlington	76 67
				36	H	Duke	60 55	77	A	Boston College	81 70	128	H	Boise St.	98 82
				46	N	Oklahoma St.	69 48	81	A	North Carolina	74 67	195	A	Clemson	75 50
								88	A	Syracuse	51 59	202	A	Northern Ky.	85 57
								88	H	Syracuse	62 58	229	H	Chattanooga	86 37
												239	H	Murray St.	76 40
												279	H	Pittsburgh	83 49
LAST 10 Division I															
				88	A	Syracuse	51 59	81	A	North Carolina	74 67				
				23	H	Florida St.	59 67	77	A	Boston College	81 70				
				104	A	Notre Dame	86 54	115	H	Wake Forest	75 61				
				279	H	Pittsburgh	83 49	75	A	Miami (FL)	87 41				
				51	H	Virginia	71 56	36	H	Duke	60 55				

Non-Div I Games:

Louisville

■ Loss,
 ■ Non-Conf,
 ■ S Site,
 ■ H Home
 ■ A Away
 N Neutral

Average RPI Win:	250	WON-LOST	WINNING	LAST 10	STRENGTH OF	OPP. STRENGTH	TEAM	ADJ.	CONF.	ADJ CONF.
Average RPI Loss:	70	RECORD	PCT. RANK	GAMES	SCHEDULE	OF SCHEDULE	RPI	RPI	RPI	RPI
DIV. I ONLY	15- 7	65	6-4	265	144	134	134	7	7	
DIV. I NON-CONF.	9- 2	37	0	290	316	126	126	7	7	
TOTALS	RPI 1-25	RPI 26-50	W-L RECORDS	RPI 51-100	RPI 101-150	RPI 150+				
15- 7	0- 2	0- 3	OVERALL	2- 0	1- 0	12- 2				
7- 4	0- 2	0- 1	HOME	2- 0	0- 0	5- 1				
8- 3	0- 0	0- 2	AWAY	0- 0	1- 0	7- 1				
0- 0	0- 0	0- 0	NEUTRAL	0- 0	0- 0	0- 0				
9- 2	0- 1	0- 0	NON-CONFERENCE	0- 0	1- 0	8- 1				
3- 2	0- 1	0- 0	HOME	0- 0	0- 0	3- 1				
6- 0	0- 0	0- 0	AWAY	0- 0	1- 0	5- 0				
0- 0	0- 0	0- 0	NEUTRAL	0- 0	0- 0	0- 0				
6- 5	0- 1	0- 3	CONFERENCE	2- 0	0- 0	4- 1				
4- 2	0- 1	0- 1	HOME	2- 0	0- 0	2- 0				
2- 3	0- 0	0- 2	AWAY	0- 0	0- 0	2- 1				
0- 0	0- 0	0- 0	NEUTRAL	0- 0	0- 0	0- 0				

RPI 1-25				RPI 26-50				RPI 51-100				RPI 101+ Team's RPI: 134			
RPI	S	Opponent	Score	RPI	S	Opponent	Score	RPI	S	Opponent	Score	RPI	S	Opponent	Score
4	H	Missouri St.	72 74	29	A	Drake	52 80	79	H	Illinois St.	69 64	146	A	Portland	78 64
19	H	DePaul	76 83	43	H	Bradley	47 60	83	H	Southern Ill.	51 49	164	H	Western Mich.	60 70
				48	A	UNI	50 70					185	A	Valparaiso	64 66
												193	H	Dartmouth	61 40
												221	A	UMKC	72 67
												222	A	Eastern Ill.	67 51
												260	H	Bowling Green	84 76
												284	A	Indiana St.	58 51
												284	H	Indiana St.	65 55
												297	H	Vermont	78 76
												328	A	Evansville	71 61
												328	H	Evansville	77 47
												331	A	Detroit Mercy	89 60
												338	A	SIUE	63 50
												350	A	Chicago St.	98 53
LAST 10 Division I															
328	H	Evansville	77 47	79	H	Illinois St.	69 64								
284	H	Indiana St.	65 55	43	H	Bradley	47 60								
29	A	Drake	52 80	284	A	Indiana St.	58 51								
48	A	UNI	50 70	328	A	Evansville	71 61								
185	A	Valparaiso	64 66	83	H	Southern Ill.	51 49								

Non-Div I Games:

Loyola Chicago

■ Loss,
 ■ Non-Conf, S Site,
 ■ Home
 ■ Away
 N Neutral

Average RPI Win:	237	WON-LOST	WINNING	LAST 10	STRENGTH OF	OPP. STRENGTH	TEAM	ADJ.	CONF.	ADJ CONF.
Average RPI Loss:	142	RECORD	PCT. RANK	GAMES	SCHEDULE	OF SCHEDULE	RPI	RPI	RPI	RPI
DIV. I ONLY	7- 16	280	4-6	134	168	252	252	15	15	
DIV. I NON-CONF.	3- 8	268	0	180	197	254	254	16	16	
TOTALS	RPI 1-25	RPI 26-50	W-L RECORDS	RPI 51-100	RPI 101-150	RPI 150+				
7- 16	0- 2	0- 0	OVERALL	1- 2	0- 5	6- 7				
5- 5	0- 0	0- 0	HOME	1- 1	0- 3	4- 1				
2- 10	0- 2	0- 0	AWAY	0- 1	0- 2	2- 5				
0- 1	0- 0	0- 0	NEUTRAL	0- 0	0- 0	0- 1				
3- 8	0- 2	0- 0	NON-CONFERENCE	0- 0	0- 1	3- 5				
2- 1	0- 0	0- 0	HOME	0- 0	0- 0	2- 1				
1- 6	0- 2	0- 0	AWAY	0- 0	0- 1	1- 3				
0- 1	0- 0	0- 0	NEUTRAL	0- 0	0- 0	0- 1				
4- 8	0- 0	0- 0	CONFERENCE	1- 2	0- 4	3- 2				
3- 4	0- 0	0- 0	HOME	1- 1	0- 3	2- 0				
1- 4	0- 0	0- 0	AWAY	0- 1	0- 1	1- 2				
0- 0	0- 0	0- 0	NEUTRAL	0- 0	0- 0	0- 0				

RPI 1-25				RPI 26-50				RPI 51-100				RPI 101+ Team's RPI: 252			
RPI	S	Opponent	Score	RPI	S	Opponent	Score	RPI	S	Opponent	Score	RPI	S	Opponent	Score
3	A	Maryland	45 105					73	A	Bucknell	42 66	104	A	Notre Dame	60 84
16	A	Northwestern	46 67					73	H	Bucknell	60 50	125	H	Lehigh	53 55
								94	H	Colgate	74 76	130	H	Holy Cross	56 64
												132	A	Boston U.	42 44
												132	H	Boston U.	39 41
												156	N	Wright St.	51 66
												170	A	Lafayette	52 55
												177	A	Fla. Atlantic	61 72
												193	H	Dartmouth	72 56
												196	A	Mt. St. Mary's	75 81
												200	A	American	44 63
												200	H	American	56 47
												255	H	Howard	69 75
												270	H	Monmouth	64 48
												295	A	Navy	50 44
												302	H	Army West Point	68 59
												313	A	St. Francis Brooklyn	78 89
												325	A	Fairleigh Dickinson	75 46
LAST 10 Division I															
200	H	American	56 47	200	A	American	44 63								
73	A	Bucknell	42 66	302	H	Army West Point	68 59								
295	A	Navy	50 44	132	A	Boston U.	42 44								
132	H	Boston U.	39 41	170	A	Lafayette	52 55								
73	H	Bucknell	60 50	94	H	Colgate	74 76								

Non-Div I Games:

Loyola Maryland

■ Loss,
 ■ Non-Conf,
 ■ S Site,
 ■ H Home
 ■ A Away
 N Neutral

Maine

Through Games Of Feb. 12, 2020

Average RPI Win:	263	WON-LOST	WINNING	LAST 10	STRENGTH OF	OPP. STRENGTH	TEAM	ADJ.	CONF.	ADJ CONF.
Average RPI Loss:	123	RECORD	PCT. RANK	GAMES	SCHEDULE	OF SCHEDULE	RPI	RPI	RPI	RPI
DIV. I ONLY	11- 14	219	7-3	161	209	215	215	27	27	
DIV. I NON-CONF.	3- 10	282	0	78	42	227	227	27	27	
TOTALS	RPI 1-25	RPI 26-50	W-L RECORDS	RPI 51-100	RPI 101-150	RPI 150+				
11- 14	0- 1	0- 2	OVERALL	0- 4	1- 2	10- 5				
8- 4	0- 0	0- 0	HOME	0- 1	1- 2	7- 1				
3- 7	0- 1	0- 0	AWAY	0- 2	0- 0	3- 4				
0- 3	0- 0	0- 2	NEUTRAL	0- 1	0- 0	0- 0				
3- 10	0- 1	0- 2	NON-CONFERENCE	0- 3	1- 2	2- 2				
2- 3	0- 0	0- 0	HOME	0- 1	1- 2	1- 0				
1- 4	0- 1	0- 0	AWAY	0- 1	0- 0	1- 2				
0- 3	0- 0	0- 2	NEUTRAL	0- 1	0- 0	0- 0				
8- 4	0- 0	0- 0	CONFERENCE	0- 1	0- 0	8- 3				
6- 1	0- 0	0- 0	HOME	0- 0	0- 0	6- 1				
2- 3	0- 0	0- 0	AWAY	0- 1	0- 0	2- 2				
0- 0	0- 0	0- 0	NEUTRAL	0- 0	0- 0	0- 0				

RPI 1-25				RPI 26-50				RPI 51-100				RPI 101+ Team's RPI: 215			
RPI	S	Opponent	Score	RPI	S	Opponent	Score	RPI	S	Opponent	Score	RPI	S	Opponent	Score
14	A	NC State	34 62	28	N	Arizona St.	31 57	54	A	Drexel	57 70	132	H	Boston U.	49 62
				29	N	Drake	62 94	59	N	Dayton	49 78	138	H	Green Bay	61 60
								68	A	Stony Brook	69 73	144	H	Northeastern	58 66
								98	H	Harvard	40 69	179	A	Binghamton	63 73
												179	H	Binghamton	75 65
												188	A	Delaware	69 56
												193	A	Dartmouth	41 57
												211	A	Brown	70 76
												225	A	UMass Lowell	57 66
												225	H	UMass Lowell	77 53
												265	H	New Hampshire	67 50
												293	H	UMBC	54 74
												295	H	Navy	46 41
												297	A	Vermont	65 47
												297	H	Vermont	70 59
												310	H	Albany (NY)	60 49
												349	A	Hartford	69 52
												349	H	Hartford	87 73
LAST 10 Division I															
225	H	UMass Lowell	77 53	297	A	Vermont	65 47								
179	H	Binghamton	75 65	179	A	Binghamton	63 73								
297	H	Vermont	70 59	225	A	UMass Lowell	57 66								
349	A	Hartford	69 52	310	H	Albany (NY)	60 49								
293	H	UMBC	54 74	265	H	New Hampshire	67 50								

Non-Div I Games: Husson 104 43

Maine

■ Loss,
 ■ Non-Conf,
 ■ S Site,
 ■ Home
 ■ A Away
 N Neutral

Average RPI Win:	290	WON-LOST	WINNING	LAST 10	STRENGTH OF	OPP. STRENGTH	TEAM	ADJ.	CONF.	ADJ CONF.
Average RPI Loss:	138	RECORD	PCT. RANK	GAMES	SCHEDULE	OF SCHEDULE	RPI	RPI	RPI	RPI
DIV. I ONLY	9- 13	232	4-6	189	299	230	230	24	24	
DIV. I NON-CONF.	3- 6	235	0	98	250	210	210	25	25	
TOTALS	RPI 1-25	RPI 26-50	W-L RECORDS	RPI 51-100	RPI 101-150	RPI 150+				
9- 13	0- 0	0- 0	OVERALL	0- 5	0- 3	9- 5				
6- 4	0- 0	0- 0	HOME	0- 1	0- 2	6- 1				
3- 9	0- 0	0- 0	AWAY	0- 4	0- 1	3- 4				
0- 0	0- 0	0- 0	NEUTRAL	0- 0	0- 0	0- 0				
3- 6	0- 0	0- 0	NON-CONFERENCE	0- 3	0- 2	3- 1				
2- 2	0- 0	0- 0	HOME	0- 0	0- 2	2- 0				
1- 4	0- 0	0- 0	AWAY	0- 3	0- 0	1- 1				
0- 0	0- 0	0- 0	NEUTRAL	0- 0	0- 0	0- 0				
6- 7	0- 0	0- 0	CONFERENCE	0- 2	0- 1	6- 4				
4- 2	0- 0	0- 0	HOME	0- 1	0- 0	4- 1				
2- 5	0- 0	0- 0	AWAY	0- 1	0- 1	2- 3				
0- 0	0- 0	0- 0	NEUTRAL	0- 0	0- 0	0- 0				

RPI S	Opponent	Score	RPI S	Opponent	Score	RPI S	Opponent	Score	RPI S	Opponent	Score
						61	A Marist	53 74	101	H Fordham	45 51
						61	H Marist	66 71	107	A Rider	53 76
						68	A Stony Brook	54 59	109	H Duquesne	65 76
						74	A Nebraska	51 71	170	A Lafayette	53 60
						95	A Villanova	51 63	178	A Quinnipiac	58 70
									193	H Dartmouth	70 58
									226	A Fairfield	47 87
									245	H Iona	54 32
									270	A Monmouth	60 62
									273	H Niagara	68 65
									276	A Siena	80 50
									276	H Siena	49 59
									302	H Army West Point	86 56
									325	A Fairleigh Dickinson	62 61
									327	A Saint Peter's	85 52
									327	H Saint Peter's	68 64
									339	H Canisius	68 50
LAST 10 Division I											
			61	A Marist	53 74	226	A Fairfield	47 87			
			276	H Siena	49 59	61	H Marist	66 71			
			327	H Saint Peter's	68 64	276	A Siena	80 50			
			107	A Rider	53 76	178	A Quinnipiac	58 70			
			245	H Iona	54 32	327	A Saint Peter's	85 52			

Non-Div I Games:

Manhattan

Average RPI Win:	220	WON-LOST	WINNING	LAST 10	STRENGTH OF	OPP. STRENGTH	TEAM	ADJ.	CONF.	ADJ CONF.
Average RPI Loss:	93	RECORD	PCT. RANK	GAMES	SCHEDULE	OF SCHEDULE	RPI	RPI	RPI	RPI
DIV. I ONLY	18- 4	26	8-2	182	207	61	61	24	24	
DIV. I NON-CONF.	7- 2	53	0	77	54	43	43	25	25	
TOTALS	RPI 1-25	RPI 26-50	W-L RECORDS	RPI 51-100	RPI 101-150	RPI 150+				
18- 4	0- 2	0- 0	OVERALL	0- 0	6- 1	12- 1				
8- 2	0- 1	0- 0	HOME	0- 0	2- 1	6- 0				
8- 2	0- 1	0- 0	AWAY	0- 0	3- 0	5- 1				
2- 0	0- 0	0- 0	NEUTRAL	0- 0	1- 0	1- 0				
7- 2	0- 2	0- 0	NON-CONFERENCE	0- 0	5- 0	2- 0				
3- 1	0- 1	0- 0	HOME	0- 0	2- 0	1- 0				
2- 1	0- 1	0- 0	AWAY	0- 0	2- 0	0- 0				
2- 0	0- 0	0- 0	NEUTRAL	0- 0	1- 0	1- 0				
11- 2	0- 0	0- 0	CONFERENCE	0- 0	1- 1	10- 1				
5- 1	0- 0	0- 0	HOME	0- 0	0- 1	5- 0				
6- 1	0- 0	0- 0	AWAY	0- 0	1- 0	5- 1				
0- 0	0- 0	0- 0	NEUTRAL	0- 0	0- 0	0- 0				

RPI 1-25				RPI 26-50				RPI 51-100				Team's RPI: 61				RPI 101+			
RPI	S	Opponent	Score	RPI	S	Opponent	Score	RPI	S	Opponent	Score	RPI	S	Opponent	Score	RPI	S	Opponent	Score
17	A	Central Mich.	54 77									107	A	Rider	63 58				
20	H	Princeton	50 62									107	H	Rider	72 76				
												112	N	North Florida	69 54				
												120	A	UT Arlington	73 57				
												132	A	Boston U.	89 75				
												138	H	Green Bay	72 60				
												139	H	Elon	63 55				
												178	H	Quinnipiac	73 60				
												226	A	Fairfield	48 52				
												230	A	Manhattan	71 66				
												230	H	Manhattan	74 53				
												245	A	Iona	73 56				
												270	A	Monmouth	74 53				
												270	H	Monmouth	76 66				
												273	A	Niagara	94 67				
												273	H	Niagara	82 57				
												274	N	Lipscomb	74 63				
												310	H	Albany (NY)	76 52				
												327	H	Saint Peter's	96 76				
												339	A	Canisius	90 59				
LAST 10 Division I																			
				107	A	Rider	63 58					270	A	Monmouth	74 53				
				230	H	Manhattan	74 53					178	H	Quinnipiac	73 60				
				245	A	Iona	73 56					230	A	Manhattan	71 66				
				273	H	Niagara	82 57					107	H	Rider	72 76				
				226	A	Fairfield	48 52					273	A	Niagara	94 67				

Non-Div I Games:

Marist

■ Loss,
 ■ Non-Conf,
 ■ S Site,
 ■ Home
 ■ A Away
 N Neutral

Average RPI Win:	148	WON-LOST	WINNING	LAST 10	STRENGTH OF	OPP. STRENGTH	TEAM	ADJ.	CONF.	ADJ CONF.
Average RPI Loss:	40	RECORD	PCT. RANK	GAMES	SCHEDULE	OF SCHEDULE	RPI	RPI	RPI	RPI
DIV. I ONLY	18- 6	42	8-2	68	51	34	34	6	6	
DIV. I NON-CONF.	9- 2	37	0	74	49	44	44	6	6	
TOTALS	RPI 1-25	RPI 26-50	W-L RECORDS	RPI 51-100	RPI 101-150	RPI 150+				
18- 6	0- 3	1- 1	OVERALL	7- 2	3- 0	7- 0				
10- 2	0- 2	1- 0	HOME	5- 0	1- 0	3- 0				
7- 4	0- 1	0- 1	AWAY	2- 2	2- 0	3- 0				
1- 0	0- 0	0- 0	NEUTRAL	0- 0	0- 0	1- 0				
9- 2	0- 2	0- 0	NON-CONFERENCE	3- 0	1- 0	5- 0				
4- 2	0- 2	0- 0	HOME	2- 0	0- 0	2- 0				
4- 0	0- 0	0- 0	AWAY	1- 0	1- 0	2- 0				
1- 0	0- 0	0- 0	NEUTRAL	0- 0	0- 0	1- 0				
9- 4	0- 1	1- 1	CONFERENCE	4- 2	2- 0	2- 0				
6- 0	0- 0	1- 0	HOME	3- 0	1- 0	1- 0				
3- 4	0- 1	0- 1	AWAY	1- 2	1- 0	1- 0				
0- 0	0- 0	0- 0	NEUTRAL	0- 0	0- 0	0- 0				

RPI 1-25				RPI 26-50				Team's RPI: 34				RPI 51-100				RPI 101+			
RPI	S	Opponent	Score	RPI	S	Opponent	Score	RPI	S	Opponent	Score	RPI	S	Opponent	Score	RPI	S	Opponent	Score
9	H	Mississippi St.	68 74	35	A	Creighton	62 72	56	H	Belmont	53 51	138	A	Green Bay	60 47				
16	H	Northwestern	56 64	35	H	Creighton	52 50	63	A	St. John's (NY)	67 57	143	A	Providence	60 50				
19	A	DePaul	71 89					63	H	St. John's (NY)	94 85	143	H	Providence	85 55				
								64	A	South Dakota St.	65 58	158	A	Saint Mary's (CA)	77 63				
								69	A	Seton Hall	60 72	234	A	Milwaukee	78 56				
								69	H	Seton Hall	81 60	240	H	Georgetown	73 51				
								79	H	Illinois St.	58 41	244	N	Tulsa	61 60				
								93	A	Butler	55 61	256	H	Morgan St.	70 48				
								95	H	Villanova	57 52	263	A	Xavier	80 60				
												313	H	St. Francis Brooklyn	92 71				
LAST 10 Division I																			
63	A	St. John's (NY)	67 57	240	H	Georgetown	73 51												
69	A	Seton Hall	60 72	263	A	Xavier	80 60												
35	H	Creighton	52 50	93	A	Butler	55 61												
143	H	Providence	85 55	69	H	Seton Hall	81 60												
95	H	Villanova	57 52	63	H	St. John's (NY)	94 85												

Non-Div I Games:

Marquette

■ Loss,
 ■ Non-Conf,
 ■ S Site,
 ■ H Home
 ■ A Away
 N Neutral

Average RPI Win: 224	WON-LOST	WINNING	LAST 10	STRENGTH OF	OPP. STRENGTH	TEAM	ADJ.	CONF.	ADJ CONF.
Average RPI Loss: 149	RECORD	PCT. RANK	GAMES	SCHEDULE	OF SCHEDULE	RPI	RPI	RPI	RPI
DIV. I ONLY	7- 13	261	4-6	205	147	246	246	13	13
DIV. I NON-CONF.	3- 6	235	0	336	215	317	317	14	14
TOTALS	RPI 1-25	RPI 26-50	W-L RECORDS	RPI 51-100	RPI 101-150	RPI 150+			
7- 13	0- 0	0- 3	OVERALL	0- 4	1- 0	6- 6			
4- 5	0- 0	0- 1	HOME	0- 1	1- 0	3- 3			
3- 8	0- 0	0- 2	AWAY	0- 3	0- 0	3- 3			
0- 0	0- 0	0- 0	NEUTRAL	0- 0	0- 0	0- 0			
3- 6	0- 0	0- 1	NON-CONFERENCE	0- 1	0- 0	3- 4			
2- 2	0- 0	0- 0	HOME	0- 0	0- 0	2- 2			
1- 4	0- 0	0- 1	AWAY	0- 1	0- 0	1- 2			
0- 0	0- 0	0- 0	NEUTRAL	0- 0	0- 0	0- 0			
4- 7	0- 0	0- 2	CONFERENCE	0- 3	1- 0	3- 2			
2- 3	0- 0	0- 1	HOME	0- 1	1- 0	1- 1			
2- 4	0- 0	0- 1	AWAY	0- 2	0- 0	2- 1			
0- 0	0- 0	0- 0	NEUTRAL	0- 0	0- 0	0- 0			

RPI 1-25				RPI 26-50				RPI 51-100				RPI 101+				Team's RPI: 246	
RPI	S	Opponent	Score	RPI	S	Opponent	Score	RPI	S	Opponent	Score	RPI	S	Opponent	Score		
				30	H	Western Ky.	65 74	52	A	Ohio	51 67	113	H	UAB	61 56		
				32	A	Old Dominion	46 57	62	H	Middle Tenn.	55 75	170	H	Norfolk St.	75 69		
				47	A	Rutgers	41 66	78	A	Charlotte	46 52	177	H	Fla. Atlantic	85 75		
								85	A	Rice	43 81	183	A	Towson	56 59		
												223	A	Southern Miss.	80 65		
												241	A	Louisiana Tech	50 60		
												256	H	Morgan St.	52 57		
												260	H	Bowling Green	69 82		
												262	A	North Texas	68 59		
												284	A	Indiana St.	72 60		
												286	H	FIU	65 68		
												328	A	Evansville	62 66		
												342	H	Coppin St.	60 47		
LAST 10 Division I																	
				241	A	Louisiana Tech	50 60	32	A	Old Dominion	46 57						
				223	A	Southern Miss.	80 65	78	A	Charlotte	46 52						
				177	H	Fla. Atlantic	85 75	113	H	UAB	61 56						
				286	H	FIU	65 68	62	H	Middle Tenn.	55 75						
				30	H	Western Ky.	65 74	262	A	North Texas	68 59						

Non-Div I Games: Alderson Broadus 85 41 Ky. Christian 89 40

Marshall

Loss, Non-Conf, S Site, H Home A Away N Neutral

Average RPI Win: 111	WON-LOST	WINNING	LAST 10	STRENGTH OF	OPP. STRENGTH	TEAM	ADJ.	CONF.	ADJ CONF.
Average RPI Loss: 10	RECORD	PCT. RANK	GAMES	SCHEDULE	OF SCHEDULE	RPI	RPI	RPI	RPI
DIV. I ONLY	20- 4	21	9-1	5	8	3	3	2	2
DIV. I NON-CONF.	9- 2	37	0	80	53	35	35	2	2
TOTALS	RPI 1-25	RPI 26-50	W-L RECORDS	RPI 51-100	RPI 101-150	RPI 150+			
20- 4	3- 4	6- 0	OVERALL	3- 0	0- 0	8- 0			
12- 1	2- 1	3- 0	HOME	2- 0	0- 0	5- 0			
6- 3	1- 3	3- 0	AWAY	0- 0	0- 0	2- 0			
2- 0	0- 0	0- 0	NEUTRAL	1- 0	0- 0	1- 0			
9- 2	0- 2	1- 0	NON-CONFERENCE	1- 0	0- 0	7- 0			
5- 1	0- 1	0- 0	HOME	0- 0	0- 0	5- 0			
2- 1	0- 1	1- 0	AWAY	0- 0	0- 0	1- 0			
2- 0	0- 0	0- 0	NEUTRAL	1- 0	0- 0	1- 0			
11- 2	3- 2	5- 0	CONFERENCE	2- 0	0- 0	1- 0			
7- 0	2- 0	3- 0	HOME	2- 0	0- 0	0- 0			
4- 2	1- 2	2- 0	AWAY	0- 0	0- 0	1- 0			
0- 0	0- 0	0- 0	NEUTRAL	0- 0	0- 0	0- 0			

RPI	S	Opponent	Score	RPI	S	Opponent	Score	RPI	S	Opponent	Score	RPI	S	Opponent	Score
1	H	South Carolina	54 63	26	A	Ohio St.	85 65	56	N	Belmont	90 26	153	H	George Washington	88 54
8	A	Iowa	61 66	26	H	Ohio St.	72 62	74	H	Nebraska	87 69	172	A	Illinois	79 60
14	A	NC State	59 66	31	A	Michigan	77 49	97	H	Michigan St.	94 53	178	H	Quinnipiac	107 52
15	A	Indiana	79 69	31	H	Michigan	70 55					188	H	Delaware	99 55
15	H	Indiana	76 62	44	A	James Madison	70 68					195	N	Clemson	63 44
16	A	Northwestern	58 81	47	H	Rutgers	79 50					252	H	Loyola Maryland	105 45
16	H	Northwestern	70 61									280	H	Wagner	119 56
												315	A	Georgia St.	114 41
LAST 10 Division I															
47	H	Rutgers	79 50	172	A	Illinois	79 60								
15	A	Indiana	79 69	15	H	Indiana	76 62								
97	H	Michigan St.	94 53	74	H	Nebraska	87 69								
26	A	Ohio St.	85 65	31	A	Michigan	77 49								
16	H	Northwestern	70 61	8	A	Iowa	61 66								

Non-Div I Games:

Maryland

Massachusetts

Through Games Of Feb. 12, 2020

Average RPI Win:	212	WON-LOST	WINNING	LAST 10	STRENGTH OF	OPP. STRENGTH	TEAM	ADJ.	CONF.	ADJ CONF.
Average RPI Loss:	138	RECORD	PCT. RANK	GAMES	SCHEDULE	OF SCHEDULE	RPI	RPI	RPI	RPI
DIV. I ONLY	15- 9	93	4-6	241	157	151	151	12	12	
DIV. I NON-CONF.	9- 3	63	0	289	279	147	147	12	12	
TOTALS	RPI 1-25	RPI 26-50	W-L RECORDS	RPI 51-100	RPI 101-150	RPI 150+				
15- 9	0- 0	0- 0	OVERALL	0- 2	5- 3	10- 4				
8- 5	0- 0	0- 0	HOME	0- 1	2- 3	6- 1				
7- 4	0- 0	0- 0	AWAY	0- 1	3- 0	4- 3				
0- 0	0- 0	0- 0	NEUTRAL	0- 0	0- 0	0- 0				
9- 3	0- 0	0- 0	NON-CONFERENCE	0- 1	2- 1	7- 1				
5- 2	0- 0	0- 0	HOME	0- 0	1- 1	4- 1				
4- 1	0- 0	0- 0	AWAY	0- 1	1- 0	3- 0				
0- 0	0- 0	0- 0	NEUTRAL	0- 0	0- 0	0- 0				
6- 6	0- 0	0- 0	CONFERENCE	0- 1	3- 2	3- 3				
3- 3	0- 0	0- 0	HOME	0- 1	1- 2	2- 0				
3- 3	0- 0	0- 0	AWAY	0- 0	2- 0	1- 3				
0- 0	0- 0	0- 0	NEUTRAL	0- 0	0- 0	0- 0				

RPI S	Opponent	Score	RPI S	Opponent	Score	RPI S	Opponent	Score	RPI S	Opponent	Score	Team's RPI: 151
59	H Dayton	51 52	63	A St. John's (NY)	71 82	101	H Fordham	64 69	109	A Duquesne	81 77	
						116	H Richmond	64 50	117	H VCU	46 61	
						122	A Davidson	70 62	130	H Holy Cross	75 72	
						132	A Boston U.	58 45	143	H Providence	63 72	
						153	A George Washington	47 50	176	A Rhode Island	66 69	
						198	H La Salle	76 62	199	H Merrimack	64 79	
						211	H Brown	95 42	218	H Saint Joseph's	61 43	
						225	A UMass Lowell	74 58	228	A George Mason	56 73	
						245	A Iona	65 51	265	H New Hampshire	67 65	
						276	H Siena	61 55	285	A St. Bonaventure	62 52	
						297	A Vermont	83 49	349	H Hartford	74 48	
LAST 10 Division I												
59	H Dayton	51 52	153	A George Washington	47 50	117	H VCU	46 61	176	A Rhode Island	66 69	
101	H Fordham	64 69	198	H La Salle	76 62	218	H Saint Joseph's	61 43				
228	A George Mason	56 73										
122	A Davidson	70 62										
116	H Richmond	64 50										

Non-Div I Games: Southern Conn. St. 86 43

Massachusetts

Loss, Non-Conf, S Site, H Home A Away N Neutral

**M
C
N
e
e
s
e**

M
C
N
e
e
s
e

McNeese

Page 161

Average RPI Win:	200	WON-LOST	WINNING	LAST 10	STRENGTH OF	OPP. STRENGTH	TEAM	ADJ.	CONF.	ADJ CONF.
Average RPI Loss:	130	RECORD	PCT. RANK	GAMES	SCHEDULE	OF SCHEDULE	RPI	RPI	RPI	RPI
DIV. I ONLY	13- 11	154	4-6	148	128	148	148	9	9	
DIV. I NON-CONF.	9- 4	84	0	234	288	138	138	9	9	
TOTALS	RPI 1-25	RPI 26-50	W-L RECORDS	RPI 51-100	RPI 101-150	RPI 150+				
13- 11	0- 3	0- 1	OVERALL	1- 1	3- 1	9- 5				
8- 4	0- 1	0- 0	HOME	0- 1	2- 0	6- 2				
4- 6	0- 1	0- 1	AWAY	1- 0	0- 1	3- 3				
1- 1	0- 1	0- 0	NEUTRAL	0- 0	1- 0	0- 0				
9- 4	0- 1	0- 0	NON-CONFERENCE	1- 0	2- 0	6- 3				
5- 2	0- 0	0- 0	HOME	0- 0	1- 0	4- 2				
3- 1	0- 0	0- 0	AWAY	1- 0	0- 0	2- 1				
1- 1	0- 1	0- 0	NEUTRAL	0- 0	1- 0	0- 0				
4- 7	0- 2	0- 1	CONFERENCE	0- 1	1- 1	3- 2				
3- 2	0- 1	0- 0	HOME	0- 1	1- 0	2- 0				
1- 5	0- 1	0- 1	AWAY	0- 0	0- 1	1- 2				
0- 0	0- 0	0- 0	NEUTRAL	0- 0	0- 0	0- 0				

RPI	S	Opponent	Score	RPI	S	Opponent	Score	RPI	S	Opponent	Score	RPI	S	Opponent	Score	Team's RPI: 148
7	A	UConn	55 94	50	A	UCF	66 82	83	A	Southern Ill.	70 66	102	N	Kansas St.	72 68	
7	H	UConn	56 68					84	H	Cincinnati	66 73	113	H	UAB	77 52	
24	N	LSU	58 89									145	A	Tulane	55 59	
												145	H	Tulane	64 62	
												152	A	Toledo	83 76	
												153	H	George Washington	63 64	
												166	A	Wichita St.	69 60	
												175	A	Houston	65 75	
												182	A	Little Rock	68 50	
												231	H	SMU	57 52	
												237	H	Arkansas St.	78 50	
												241	A	Louisiana Tech	74 83	
												244	H	Tulsa	63 44	
												269	H	Alabama A&M	79 71	
												272	H	Eastern Ky.	60 63	
												275	A	East Carolina	65 71	
												326	H	Alcorn	57 51	
												351	H	Mississippi Val.	91 54	
LAST 10 Division I																
166	A	Wichita St.	69 60	50	A	UCF	66 82	231	H	SMU	57 52					
7	A	UConn	55 94					7	H	UConn	56 68					
145	H	Tulane	64 62					145	A	Tulane	55 59					
244	H	Tulsa	63 44					84	H	Cincinnati	66 73					
275	A	East Carolina	65 71													

Non-Div I Games:

Memphis

■ Loss,
 ■ Non-Conf,
 ■ S Site,
 ■ H Home
 ■ A Away
 N Neutral

Average RPI Win: 266	WON-LOST	WINNING	LAST 10	STRENGTH OF	OPP. STRENGTH	TEAM	ADJ.	CONF.	ADJ CONF.
Average RPI Loss: 180	RECORD	PCT. RANK	GAMES	SCHEDULE	OF SCHEDULE	RPI	RPI	RPI	RPI
DIV. I ONLY	5- 18	314	3-7	270	222	318	318	26	26
DIV. I NON-CONF.	2- 12	318	0-1	243	193	318	318	21	21
TOTALS	RPI 1-25	RPI 26-50	W-L RECORDS	RPI 51-100	RPI 101-150	RPI 150+			
5- 18	0- 0	0- 2	OVERALL	0- 2	0- 2	5- 12			
4- 6	0- 0	0- 1	HOME	0- 0	0- 0	4- 5			
1- 12	0- 0	0- 1	AWAY	0- 2	0- 2	1- 7			
0- 0	0- 0	0- 0	NEUTRAL	0- 0	0- 0	0- 0			
2- 12	0- 0	0- 2	NON-CONFERENCE	0- 2	0- 1	2- 7			
1- 5	0- 0	0- 1	HOME	0- 0	0- 0	1- 4			
1- 7	0- 0	0- 1	AWAY	0- 2	0- 1	1- 3			
0- 0	0- 0	0- 0	NEUTRAL	0- 0	0- 0	0- 0			
3- 6	0- 0	0- 0	CONFERENCE	0- 0	0- 1	3- 5			
3- 1	0- 0	0- 0	HOME	0- 0	0- 0	3- 1			
0- 5	0- 0	0- 0	AWAY	0- 0	0- 1	0- 4			
0- 0	0- 0	0- 0	NEUTRAL	0- 0	0- 0	0- 0			

RPI S	Opponent	Score	RPI S	Opponent	Score	RPI S	Opponent	Score	RPI S	Opponent	Score	Team's RPI: 318
30	H Western Ky.	62 75	67	A Alabama	56 111	135	A Florida	50 71				
41	A Yale	60 68	80	A Georgia	60 76	149	A UNC Greensboro	51 67				
						163	A Columbia	48 77				
						173	A Samford	64 72				
						189	A Furman	49 62				
						189	H Furman	61 55				
						190	H Jacksonville	83 87				
						195	H Clemson	61 65				
						214	H Gardner-Webb	62 65				
						227	A Kennesaw St.	64 92				
						229	H Chattanooga	55 48				
						250	A Appalachian St.	68 77				
						266	A Wofford	49 77				
						266	H Wofford	54 53				
						268	H ETSU	66 72				
						272	H Eastern Ky.	60 61				
						299	H Ga. Southern	62 52				
						337	A Western Caro.	40 51				
						348	A South Carolina St.	66 55				
LAST 10 Division I												
189	H Furman	61 55	268	H ETSU	66 72							
266	H Wofford	54 53	173	A Samford	64 72							
337	A Western Caro.	40 51	266	A Wofford	49 77							
149	A UNC Greensboro	51 67	189	A Furman	49 62							
229	H Chattanooga	55 48	163	A Columbia	48 77							

Non-Div I Games: LaGrange 74 47

Mercer

■ Loss,
 ■ Non-Conf,
 ■ S Site,
 ■ H Home
 ■ A Away
 N Neutral

Average RPI Win:	273	WON-LOST	WINNING	LAST 10	STRENGTH OF	OPP. STRENGTH	TEAM	ADJ.	CONF.	ADJ CONF.
Average RPI Loss:	192	RECORD	PCT. RANK	GAMES	SCHEDULE	OF SCHEDULE	RPI	RPI	RPI	RPI
DIV. I ONLY	13- 8	98	8-2	302	341	199	199	30	30	
DIV. I NON-CONF.	5- 4	140	0	217	264	157	157	30	30	
TOTALS	RPI 1-25	RPI 26-50	W-L RECORDS	RPI 51-100	RPI 101-150	RPI 150+				
13- 8	0- 0	0- 0	OVERALL	0- 0	0- 4	13- 4				
7- 3	0- 0	0- 0	HOME	0- 0	0- 2	7- 1				
6- 5	0- 0	0- 0	AWAY	0- 0	0- 2	6- 3				
0- 0	0- 0	0- 0	NEUTRAL	0- 0	0- 0	0- 0				
5- 4	0- 0	0- 0	NON-CONFERENCE	0- 0	0- 2	5- 2				
3- 1	0- 0	0- 0	HOME	0- 0	0- 1	3- 0				
2- 3	0- 0	0- 0	AWAY	0- 0	0- 1	2- 2				
0- 0	0- 0	0- 0	NEUTRAL	0- 0	0- 0	0- 0				
8- 4	0- 0	0- 0	CONFERENCE	0- 0	0- 2	8- 2				
4- 2	0- 0	0- 0	HOME	0- 0	0- 1	4- 1				
4- 2	0- 0	0- 0	AWAY	0- 0	0- 1	4- 1				
0- 0	0- 0	0- 0	NEUTRAL	0- 0	0- 0	0- 0				

RPI 1-25			RPI 26-50			RPI 51-100			RPI 101+ Team's RPI: 199		
RPI	S	Opponent	Score	RPI	S	Opponent	Score	RPI	S	Opponent	Score
								125	H	Lehigh	68 72
								130	A	Holy Cross	42 68
								141	A	Robert Morris	50 72
								141	H	Robert Morris	62 68
								151	A	Massachusetts	79 64
								172	A	Illinois	72 75
								193	A	Dartmouth	52 57
								196	H	Mt. St. Mary's	76 55
								211	A	Brown	72 57
								225	H	UMass Lowell	73 50
								253	A	Saint Francis (PA)	71 56
								265	H	New Hampshire	64 54
								297	H	Vermont	78 53
								301	A	Sacred Heart	60 63
								313	H	St. Francis Brooklyn	80 54
								314	H	Bryant	78 66
								325	A	Fairleigh Dickinson	84 66
								325	H	Fairleigh Dickinson	62 51
								336	A	LIU Brooklyn	66 63
								336	H	LIU Brooklyn	60 68
								344	A	Central Conn. St.	65 56
LAST 10 Division I											
325	A	Fairleigh Dickinson	84 66	253	A	Saint Francis (PA)	71 56				
336	A	LIU Brooklyn	66 63	141	A	Robert Morris	50 72				
313	H	St. Francis Brooklyn	80 54	196	H	Mt. St. Mary's	76 55				
336	H	LIU Brooklyn	60 68	344	A	Central Conn. St.	65 56				
325	H	Fairleigh Dickinson	62 51	314	H	Bryant	78 66				

Non-Div I Games: Eastern Nazarene 82 50 Fisher 81 42

Merrimack

■ Loss,
 ■ Non-Conf,
 ■ S Site,
 ■ H Home
 ■ A Away
 N Neutral

Average RPI Win:	136	WON-LOST	WINNING	LAST 10	STRENGTH OF	OPP. STRENGTH	TEAM	ADJ.	CONF.	ADJ CONF.
Average RPI Loss:	41	RECORD	PCT. RANK	GAMES	SCHEDULE	OF SCHEDULE	RPI	RPI	RPI	RPI
DIV. I ONLY	12- 11	166	3-7	10	53	75	75	5	5	
DIV. I NON-CONF.	8- 3	68	0	8	74	34	34	3	3	
TOTALS	RPI 1-25	RPI 26-50	W-L RECORDS	RPI 51-100	RPI 101-150	RPI 150+				
12- 11	0- 6	0- 2	OVERALL	4- 2	3- 1	5- 0				
11- 5	0- 4	0- 1	HOME	4- 0	2- 0	5- 0				
0- 6	0- 2	0- 1	AWAY	0- 2	0- 1	0- 0				
1- 0	0- 0	0- 0	NEUTRAL	0- 0	1- 0	0- 0				
8- 3	0- 3	0- 0	NON-CONFERENCE	2- 0	2- 0	4- 0				
7- 2	0- 2	0- 0	HOME	2- 0	1- 0	4- 0				
0- 1	0- 1	0- 0	AWAY	0- 0	0- 0	0- 0				
1- 0	0- 0	0- 0	NEUTRAL	0- 0	1- 0	0- 0				
4- 8	0- 3	0- 2	CONFERENCE	2- 2	1- 1	1- 0				
4- 3	0- 2	0- 1	HOME	2- 0	1- 0	1- 0				
0- 5	0- 1	0- 1	AWAY	0- 2	0- 1	0- 0				
0- 0	0- 0	0- 0	NEUTRAL	0- 0	0- 0	0- 0				

RPI S	Opponent	Score	RPI S	Opponent	Score	RPI S	Opponent	Score	RPI S	Opponent	Score
12	H Louisville	41 87	33	A Virginia Tech	45 69	53	H IUPUI	74 65	104	A Notre Dame	53 76
13	H Oregon St.	53 75	36	H Duke	55 74	81	A North Carolina	58 78	112	H North Florida	78 55
15	H Indiana	45 58				87	A Georgia Tech	54 61	115	H Wake Forest	59 56
19	A DePaul	83 89				87	H Georgia Tech	54 49	140	N N.C. A&T	68 67
23	A Florida St.	61 79				88	H Syracuse	77 62	154	H Jackson St.	83 68
23	H Florida St.	62 73				92	H Washington St.	74 68	179	H Binghamton	79 56
									181	H Miami (OH)	80 62
									195	H Clemson	68 64
									233	H UNC Asheville	75 46
LAST 10 Division I											
36	H Duke	55 74	104	A Notre Dame	53 76						
33	A Virginia Tech	45 69	81	A North Carolina	58 78						
87	H Georgia Tech	54 49	88	H Syracuse	77 62						
23	A Florida St.	61 79	12	H Louisville	41 87						
195	H Clemson	68 64	23	H Florida St.	62 73						

Non-Div I Games:

Miami (FL)

■ Loss,
 ■ Non-Conf,
 ■ S Site,
 ■ H Home
 ■ A Away
 N Neutral

Average RPI Win:	249	WON-LOST	WINNING	LAST 10	STRENGTH OF	OPP. STRENGTH	TEAM	ADJ.	CONF.	ADJ CONF.
Average RPI Loss:	90	RECORD	PCT. RANK	GAMES	SCHEDULE	OF SCHEDULE	RPI	RPI	RPI	RPI
DIV. I ONLY	10- 13	221	3-7	180	93	181	181	10	10	
DIV. I NON-CONF.	6- 5	151	0	257	122	140	140	10	10	
TOTALS	RPI 1-25	RPI 26-50	W-L RECORDS	RPI 51-100	RPI 101-150	RPI 150+				
10- 13	0- 3	0- 1	OVERALL	0- 4	0- 2	10- 3				
5- 3	0- 1	0- 0	HOME	0- 0	0- 2	5- 0				
4- 9	0- 2	0- 1	AWAY	0- 3	0- 0	4- 3				
1- 1	0- 0	0- 0	NEUTRAL	0- 1	0- 0	1- 0				
6- 5	0- 1	0- 1	NON-CONFERENCE	0- 3	0- 0	6- 0				
2- 0	0- 0	0- 0	HOME	0- 0	0- 0	2- 0				
3- 4	0- 1	0- 1	AWAY	0- 2	0- 0	3- 0				
1- 1	0- 0	0- 0	NEUTRAL	0- 1	0- 0	1- 0				
4- 8	0- 2	0- 0	CONFERENCE	0- 1	0- 2	4- 3				
3- 3	0- 1	0- 0	HOME	0- 0	0- 2	3- 0				
1- 5	0- 1	0- 0	AWAY	0- 1	0- 0	1- 3				
0- 0	0- 0	0- 0	NEUTRAL	0- 0	0- 0	0- 0				

RPI 1-25				RPI 26-50				RPI 51-100				RPI 101+ Team's RPI: 181			
RPI	S	Opponent	Score	RPI	S	Opponent	Score	RPI	S	Opponent	Score	RPI	S	Opponent	Score
17	A	Central Mich.	70 76	43	A	Bradley	68 79	65	A	Ball St.	63 80	104	H	Kent St.	75 78
17	H	Central Mich.	87 99					75	A	Miami (FL)	62 80	119	H	Buffalo	72 86
19	A	DePaul	79 98					84	A	Cincinnati	68 98	152	H	Toledo	92 83
								100	N	Liberty	53 65	160	A	Eastern Mich.	53 80
												164	H	Western Mich.	70 67
												169	A	Northern Ill.	84 86
												169	H	Northern Ill.	66 64
												201	A	Akron	62 70
												235	A	South Alabama	76 73
												260	A	Bowling Green	80 59
												272	A	Eastern Ky.	75 57
												279	A	Pittsburgh	80 71
												289	N	Prairie View	65 52
												328	H	Evansville	72 64
												341	H	UIC	85 35
LAST 10 Division I															
169	A	Northern Ill.	84 86	65	A	Ball St.	63 80								
17	H	Central Mich.	87 99	201	A	Akron	62 70								
152	H	Toledo	92 83	104	H	Kent St.	75 78								
164	H	Western Mich.	70 67	160	A	Eastern Mich.	53 80								
260	A	Bowling Green	80 59	17	A	Central Mich.	70 76								

Non-Div I Games: Tiffin 83 51

Miami (OH)

Loss, Non-Conf, S Site, H Home A Away N Neutral

Michigan

Through Games Of Feb. 12, 2020

Average RPI Win:	133	WON-LOST	WINNING	LAST 10	STRENGTH OF	OPP. STRENGTH	TEAM	ADJ.	CONF.	ADJ CONF.
Average RPI Loss:	36	RECORD	PCT. RANK	GAMES	SCHEDULE	OF SCHEDULE	RPI	RPI	RPI	RPI
DIV. I ONLY	16- 7	60	6-4	26	32	31	31	2	2	
DIV. I NON-CONF.	9- 2	37	0	101	153	52	52	2	2	
TOTALS	RPI 1-25	RPI 26-50	W-L RECORDS	RPI 51-100	RPI 101-150	RPI 150+				
16- 7	1- 4	3- 1	OVERALL	3- 1	2- 1	7- 0				
11- 2	1- 1	3- 0	HOME	2- 0	0- 1	5- 0				
4- 4	0- 2	0- 1	AWAY	1- 1	1- 0	2- 0				
1- 1	0- 1	0- 0	NEUTRAL	0- 0	1- 0	0- 0				
9- 2	0- 1	1- 0	NON-CONFERENCE	1- 0	1- 1	6- 0				
6- 1	0- 0	1- 0	HOME	1- 0	0- 1	4- 0				
2- 0	0- 0	0- 0	AWAY	0- 0	0- 0	2- 0				
1- 1	0- 1	0- 0	NEUTRAL	0- 0	1- 0	0- 0				
7- 5	1- 3	2- 1	CONFERENCE	2- 1	1- 0	1- 0				
5- 1	1- 1	2- 0	HOME	1- 0	0- 0	1- 0				
2- 4	0- 2	0- 1	AWAY	1- 1	1- 0	0- 0				
0- 0	0- 0	0- 0	NEUTRAL	0- 0	0- 0	0- 0				

RPI	S	Opponent	Score	RPI	S	Opponent	Score	RPI	S	Opponent	Score	RPI	S	Opponent	Score
3	A	Maryland	55 70	26	A	Ohio St.	69 78	58	A	Minnesota	77 52	104	H	Notre Dame	72 76
3	H	Maryland	49 77	39	H	Purdue	66 63	74	A	Nebraska	71 74	104	N	Kent St.	88 53
8	H	Iowa	78 63	43	H	Bradley	77 57	88	H	Syracuse	84 76	131	A	Wisconsin	68 56
16	A	Northwestern	73 81	47	H	Rutgers	71 57	97	H	Michigan St.	89 69	160	A	Eastern Mich.	57 38
23	N	Florida St.	69 79									164	H	Western Mich.	76 55
												201	A	Akron	80 71
												205	H	Penn St.	82 48
												250	H	Appalachian St.	62 35
												256	H	Morgan St.	80 48
												282	H	Oakland	79 64
LAST 10 Division I															
58	A	Minnesota	77 52	74	A	Nebraska	71 74								
39	H	Purdue	66 63	131	A	Wisconsin	68 56								
8	H	Iowa	78 63	3	H	Maryland	49 77								
16	A	Northwestern	73 81	26	A	Ohio St.	69 78								
47	H	Rutgers	71 57	97	H	Michigan St.	89 69								

Non-Div I Games:

Michigan

■ Loss,
 ■ Non-Conf,
 ■ S Site,
 ■ H Home
 ■ A Away
 N Neutral

Average RPI Win:	169	WON-LOST	WINNING	LAST 10	STRENGTH OF	OPP. STRENGTH	TEAM	ADJ.	CONF.	ADJ CONF.
Average RPI Loss:	44	RECORD	PCT. RANK	GAMES	SCHEDULE	OF SCHEDULE	RPI	RPI	RPI	RPI
DIV. I ONLY	11- 12	192	3-7	45	11	97	97	2	2	
DIV. I NON-CONF.	7- 4	100	0	245	58	149	149	2	2	
TOTALS	RPI 1-25	RPI 26-50	W-L RECORDS	RPI 51-100	RPI 101-150	RPI 150+				
11- 12	0- 7	2- 2	OVERALL	1- 2	3- 0	5- 1				
8- 2	0- 1	1- 1	HOME	1- 0	1- 0	5- 0				
2- 7	0- 5	1- 1	AWAY	0- 0	1- 0	0- 1				
1- 3	0- 1	0- 0	NEUTRAL	0- 2	1- 0	0- 0				
7- 4	0- 2	0- 0	NON-CONFERENCE	0- 2	2- 0	5- 0				
5- 0	0- 0	0- 0	HOME	0- 0	0- 0	5- 0				
1- 1	0- 1	0- 0	AWAY	0- 0	1- 0	0- 0				
1- 3	0- 1	0- 0	NEUTRAL	0- 2	1- 0	0- 0				
4- 8	0- 5	2- 2	CONFERENCE	1- 0	1- 0	0- 1				
3- 2	0- 1	1- 1	HOME	1- 0	1- 0	0- 0				
1- 6	0- 4	1- 1	AWAY	0- 0	0- 0	0- 1				
0- 0	0- 0	0- 0	NEUTRAL	0- 0	0- 0	0- 0				

RPI 1-25				RPI 26-50				RPI 51-100 Team's RPI: 97				RPI 101+			
RPI	S	Opponent	Score	RPI	S	Opponent	Score	RPI	S	Opponent	Score	RPI	S	Opponent	Score
3	A	Maryland	53 94	26	H	Ohio St.	68 65	60	N	West Virginia	57 63	102	N	Kansas St.	65 60
8	A	Iowa	57 74	31	A	Michigan	69 89	74	H	Nebraska	78 70	104	A	Notre Dame	72 69
15	A	Indiana	67 79	39	H	Purdue	66 76	88	N	Syracuse	63 77	131	H	Wisconsin	69 52
16	A	Northwestern	55 85	47	A	Rutgers	66 55					160	H	Eastern Mich.	85 50
16	H	Northwestern	48 76									205	A	Penn St.	73 86
23	A	Florida St.	68 78									249	H	Morehead St.	93 48
24	N	LSU	56 58									282	H	Oakland	76 56
												331	H	Detroit Mercy	110 52
												349	H	Hartford	79 34
LAST 10 Division I															
16	A	Northwestern	55 85	47	A	Rutgers	66 55								
3	A	Maryland	53 94	26	H	Ohio St.	68 65								
39	H	Purdue	66 76	131	H	Wisconsin	69 52								
8	A	Iowa	57 74	205	A	Penn St.	73 86								
16	H	Northwestern	48 76	31	A	Michigan	69 89								

Non-Div I Games:

Michigan St.

■ Loss,
■ Non-Conf,
■ S Site,
■ H Home
■ A Away
N Neutral

Average RPI Win:	194	WON-LOST	WINNING	LAST 10	STRENGTH OF	OPP. STRENGTH	TEAM	ADJ.	CONF.	ADJ CONF.
Average RPI Loss:	64	RECORD	PCT. RANK	GAMES	SCHEDULE	OF SCHEDULE	RPI	RPI	RPI	RPI
DIV. I ONLY	16- 8	72	7-3	82	97	62	62	13	13	
DIV. I NON-CONF.	8- 4	90	0	54	23	54	54	14	14	
TOTALS	RPI 1-25	RPI 26-50	W-L RECORDS	RPI 51-100	RPI 101-150	RPI 150+				
16- 8	1- 1	0- 4	OVERALL	1- 2	3- 0	11- 1				
10- 2	1- 0	0- 2	HOME	1- 0	1- 0	7- 0				
5- 4	0- 0	0- 1	AWAY	0- 2	1- 0	4- 1				
1- 2	0- 1	0- 1	NEUTRAL	0- 0	1- 0	0- 0				
8- 4	1- 1	0- 2	NON-CONFERENCE	0- 1	3- 0	4- 0				
5- 1	1- 0	0- 1	HOME	0- 0	1- 0	3- 0				
2- 1	0- 0	0- 0	AWAY	0- 1	1- 0	1- 0				
1- 2	0- 1	0- 1	NEUTRAL	0- 0	1- 0	0- 0				
8- 4	0- 0	0- 2	CONFERENCE	1- 1	0- 0	7- 1				
5- 1	0- 0	0- 1	HOME	1- 0	0- 0	4- 0				
3- 3	0- 0	0- 1	AWAY	0- 1	0- 0	3- 1				
0- 0	0- 0	0- 0	NEUTRAL	0- 0	0- 0	0- 0				

RPI 1-25				RPI 26-50				RPI 51-100				Team's RPI: 62	RPI 101+			
RPI	S	Opponent	Score	RPI	S	Opponent	Score	RPI	S	Opponent	Score		RPI	S	Opponent	Score
11	N	Gonzaga	50 62	27	H	Kentucky	52 67	56	A	Belmont	57 68		117	H	VCU	86 63
22	H	TCU	82 70	28	N	Arizona St.	60 61	78	H	Charlotte	83 59		127	N	Auburn	73 50
				30	A	Western Ky.	63 71	85	A	Rice	60 77		145	A	Tulane	64 62
				32	H	Old Dominion	56 67						162	H	Tennessee Tech	64 58
													177	H	Fla. Atlantic	81 66
													189	H	Furman	78 62
													216	H	UTEP	76 60
													223	A	Southern Miss.	77 69
													241	A	Louisiana Tech	60 78
													246	A	Marshall	75 55
													262	A	North Texas	80 60
													274	H	Lipscomb	70 49
													275	A	East Carolina	68 66
													286	H	FIU	72 56
													298	H	UTSA	69 48
LAST 10 Division I																
				85	A	Rice	60 77	241	A	Louisiana Tech	60 78					
				262	A	North Texas	80 60	286	H	FIU	72 56					
				298	H	UTSA	69 48	177	H	Fla. Atlantic	81 66					
				216	H	UTEP	76 60	30	A	Western Ky.	63 71					
				223	A	Southern Miss.	77 69	246	A	Marshall	75 55					

Non-Div I Games:

Middle Tenn.

■ Loss,
 ■ Non-Conf, S Site,
 ■ Home
 ■ Away
 N Neutral

Average RPI Win:	234	WON-LOST	WINNING	LAST 10	STRENGTH OF	OPP. STRENGTH	TEAM	ADJ.	CONF.	ADJ CONF.
Average RPI Loss:	142	RECORD	PCT. RANK	GAMES	SCHEDULE	OF SCHEDULE	RPI	RPI	RPI	RPI
DIV. I ONLY	8- 14	256	5-5	169	180	234	234	22	22	
DIV. I NON-CONF.	2- 8	295	0	153	57	291	291	20	20	
TOTALS	RPI 1-25	RPI 26-50	W-L RECORDS	RPI 51-100	RPI 101-150	RPI 150+				
8- 14	0- 1	0- 2	OVERALL	0- 2	1- 2	7- 7				
5- 5	0- 0	0- 1	HOME	0- 1	1- 0	4- 3				
3- 9	0- 1	0- 1	AWAY	0- 1	0- 2	3- 4				
0- 0	0- 0	0- 0	NEUTRAL	0- 0	0- 0	0- 0				
2- 8	0- 1	0- 2	NON-CONFERENCE	0- 1	0- 1	2- 3				
2- 3	0- 0	0- 1	HOME	0- 0	0- 0	2- 2				
0- 5	0- 1	0- 1	AWAY	0- 1	0- 1	0- 1				
0- 0	0- 0	0- 0	NEUTRAL	0- 0	0- 0	0- 0				
6- 6	0- 0	0- 0	CONFERENCE	0- 1	1- 1	5- 4				
3- 2	0- 0	0- 0	HOME	0- 1	1- 0	2- 1				
3- 4	0- 0	0- 0	AWAY	0- 0	0- 1	3- 3				
0- 0	0- 0	0- 0	NEUTRAL	0- 0	0- 0	0- 0				

RPI 1-25				RPI 26-50				RPI 51-100				RPI 101+ Team's RPI: 234			
RPI	S	Opponent	Score	RPI	S	Opponent	Score	RPI	S	Opponent	Score	RPI	S	Opponent	Score
19	A	DePaul	65 94	34	H	Marquette	56 78	53	H	IUPUI	52 75	131	A	Wisconsin	40 71
				39	A	Purdue	55 68	58	A	Minnesota	61 77	138	A	Green Bay	48 61
												138	H	Green Bay	65 60
												156	A	Wright St.	77 67
												156	H	Wright St.	60 58
												163	A	Columbia	46 74
												169	H	Northern Ill.	78 65
												191	A	Cleveland St.	49 58
												202	A	Northern Ky.	37 61
												202	H	Northern Ky.	49 61
												212	H	North Dakota	58 66
												247	A	Youngstown St.	74 62
												260	H	Bowling Green	51 63
												282	A	Oakland	62 78
												331	A	Detroit Mercy	63 48
												333	H	Ark.-Pine Bluff	69 55
												341	H	UIC	71 55
LAST 10 Division I															
138	H	Green Bay	65 60	53	H	IUPUI	52 75								
156	A	Wright St.	77 67	341	H	UIC	71 55								
202	A	Northern Ky.	37 61	282	A	Oakland	62 78								
247	A	Youngstown St.	74 62	331	A	Detroit Mercy	63 48								
191	A	Cleveland St.	49 58	138	A	Green Bay	48 61								

Non-Div I Games: Wis.-Parkside 84 77

Milwaukee

Loss, Non-Conf, S Site, H Home A Away N Neutral

Average RPI Win:	147	WON-LOST	WINNING	LAST 10	STRENGTH OF	OPP. STRENGTH	TEAM	ADJ.	CONF.	ADJ CONF.
Average RPI Loss:	53	RECORD	PCT. RANK	GAMES	SCHEDULE	OF SCHEDULE	RPI	RPI	RPI	RPI
DIV. I ONLY	15- 9	93	4-6	36	39	58	58	2	2	
DIV. I NON-CONF.	10- 1	20	0	94	127	28	28	2	2	
TOTALS	RPI 1-25	RPI 26-50	W-L RECORDS	RPI 51-100	RPI 101-150	RPI 150+				
15- 9	0- 4	3- 2	OVERALL	2- 1	3- 1	7- 1				
9- 6	0- 3	2- 2	HOME	2- 0	1- 1	4- 0				
6- 3	0- 1	1- 0	AWAY	0- 1	2- 0	3- 1				
0- 0	0- 0	0- 0	NEUTRAL	0- 0	0- 0	0- 0				
10- 1	0- 1	1- 0	NON-CONFERENCE	1- 0	2- 0	6- 0				
7- 1	0- 1	1- 0	HOME	1- 0	1- 0	4- 0				
3- 0	0- 0	0- 0	AWAY	0- 0	1- 0	2- 0				
0- 0	0- 0	0- 0	NEUTRAL	0- 0	0- 0	0- 0				
5- 8	0- 3	2- 2	CONFERENCE	1- 1	1- 1	1- 1				
2- 5	0- 2	1- 2	HOME	1- 0	0- 1	0- 0				
3- 3	0- 1	1- 0	AWAY	0- 1	1- 0	1- 1				
0- 0	0- 0	0- 0	NEUTRAL	0- 0	0- 0	0- 0				

RPI	S	Opponent	Score	RPI	S	Opponent	Score	RPI	S	Opponent	Score	RPI	S	Opponent	Score
4	H	Missouri St.	69 77	26	H	Ohio St.	63 66	74	A	Nebraska	58 72	104	A	Notre Dame	75 67
8	H	Iowa	75 76	28	H	Arizona St.	80 66	74	H	Nebraska	67 61	125	H	Lehigh	77 49
15	A	Indiana	52 65	31	H	Michigan	52 77	90	H	Montana St.	71 60	131	A	Wisconsin	73 64
16	H	Northwestern	54 56	39	A	Purdue	72 59					131	H	Wisconsin	62 72
				47	H	Rutgers	73 71					153	A	George Washington	83 50
												165	H	UC Davis	76 67
												172	A	Illinois	71 74
												200	A	American	70 53
												205	A	Penn St.	81 74
												234	H	Milwaukee	77 61
												297	H	Vermont	90 58
												314	H	Bryant	101 56
LAST 10 Division I															
31	H	Michigan	52 77	131	H	Wisconsin	62 72								
131	A	Wisconsin	73 64	39	A	Purdue	72 59								
47	H	Rutgers	73 71	8	H	Iowa	75 76								
74	H	Nebraska	67 61	172	A	Illinois	71 74								
15	A	Indiana	52 65	16	H	Northwestern	54 56								

Non-Div I Games:

Minnesota

■ Loss,
■ Non-Conf,
■ S Site,
■ H Home
■ A Away
N Neutral

Mississippi St.

Through Games Of Feb. 12, 2020

Average RPI Win:	121	WON-LOST	WINNING	LAST 10	STRENGTH OF	OPP. STRENGTH	TEAM	ADJ.	CONF.	ADJ CONF.
Average RPI Loss:	24	RECORD	PCT. RANK	GAMES	SCHEDULE	OF SCHEDULE	RPI	RPI	RPI	RPI
DIV. I ONLY	22- 3	11	9-1	24	28	9	9	4	4	
DIV. I NON-CONF.	12- 2	28	0	34	52	12	12	5	5	
TOTALS	RPI 1-25	RPI 26-50	W-L RECORDS	RPI 51-100	RPI 101-150	RPI 150+				
22- 3	2- 2	2- 0	OVERALL	6- 1	5- 0	7- 0				
11- 1	2- 0	0- 0	HOME	3- 1	2- 0	4- 0				
7- 1	0- 1	2- 0	AWAY	1- 0	2- 0	2- 0				
4- 1	0- 1	0- 0	NEUTRAL	2- 0	1- 0	1- 0				
12- 2	0- 1	1- 0	NON-CONFERENCE	4- 1	1- 0	6- 0				
5- 1	0- 0	0- 0	HOME	2- 1	0- 0	3- 0				
3- 0	0- 0	1- 0	AWAY	0- 0	0- 0	2- 0				
4- 1	0- 1	0- 0	NEUTRAL	2- 0	1- 0	1- 0				
10- 1	2- 1	1- 0	CONFERENCE	2- 0	4- 0	1- 0				
6- 0	2- 0	0- 0	HOME	1- 0	2- 0	1- 0				
4- 1	0- 1	1- 0	AWAY	1- 0	2- 0	0- 0				
0- 0	0- 0	0- 0	NEUTRAL	0- 0	0- 0	0- 0				

RPI 1-25				RPI 26-50				RPI 51-100				RPI 101+			
RPI	S	Opponent	Score	RPI	S	Opponent	Score	RPI	S	Opponent	Score	RPI	S	Opponent	Score
1	A	South Carolina	79 81	34	A	Marquette	74 68	51	N	Virginia	72 59	108	A	Vanderbilt	68 52
10	N	Stanford	62 67	49	A	Tennessee	72 55	57	H	Troy	122 82	127	H	Auburn	78 73
18	H	Texas A&M	69 57					60	H	West Virginia	65 71	133	A	Missouri	79 64
24	H	LSU	64 60					70	N	South Fla.	86 61	135	H	Florida	93 47
								71	H	UT Martin	82 46	138	N	Green Bay	83 58
								80	A	Georgia	73 66	154	A	Jackson St.	92 53
								80	H	Georgia	67 53	166	A	Louisiana	64 48
												182	H	Little Rock	89 50
												223	H	Southern Miss.	91 58
												239	H	Murray St.	124 43
												243	N	San Francisco	73 38
												278	H	Ole Miss	80 39
LAST 10 Division I															
18	H	Texas A&M	69 57	108	A	Vanderbilt	68 52								
49	A	Tennessee	72 55	1	A	South Carolina	79 81								
80	H	Georgia	67 53	24	H	LSU	64 60								
127	H	Auburn	78 73	133	A	Missouri	79 64								
278	H	Ole Miss	80 39	80	A	Georgia	73 66								

Non-Div I Games:

Mississippi St.

■ Loss,
 ■ Non-Conf, S Site,
 ■ Home
 ■ Away
 N Neutral

Average RPI Win:	346	WON-LOST	WINNING	LAST 10	STRENGTH OF	OPP. STRENGTH	TEAM	ADJ.	CONF.	ADJ CONF.
Average RPI Loss:	249	RECORD	PCT. RANK	GAMES	SCHEDULE	OF SCHEDULE	RPI	RPI	RPI	RPI
DIV. I ONLY	2- 20	343	1-9	351	348	351	351	32	32	
DIV. I NON-CONF.	1- 10	329	0	341	320	350	350	31	31	
TOTALS	RPI 1-25	RPI 26-50	W-L RECORDS	RPI 51-100	RPI 101-150	RPI 150+				
2- 20	0- 0	0- 0	OVERALL	0- 0	0- 2	2- 18				
2- 8	0- 0	0- 0	HOME	0- 0	0- 0	2- 8				
0- 11	0- 0	0- 0	AWAY	0- 0	0- 2	0- 9				
0- 1	0- 0	0- 0	NEUTRAL	0- 0	0- 0	0- 1				
1- 10	0- 0	0- 0	NON-CONFERENCE	0- 0	0- 1	1- 9				
1- 2	0- 0	0- 0	HOME	0- 0	0- 0	1- 2				
0- 7	0- 0	0- 0	AWAY	0- 0	0- 1	0- 6				
0- 1	0- 0	0- 0	NEUTRAL	0- 0	0- 0	0- 1				
1- 10	0- 0	0- 0	CONFERENCE	0- 0	0- 1	1- 9				
1- 6	0- 0	0- 0	HOME	0- 0	0- 0	1- 6				
0- 4	0- 0	0- 0	AWAY	0- 0	0- 1	0- 3				
0- 0	0- 0	0- 0	NEUTRAL	0- 0	0- 0	0- 0				

[illegible]

Non-Div I Games:

Mississippi Val.

Loss, Non-Conf, S Site, H Home A Away N Neutral

Average RPI Win:	171	WON-LOST	WINNING	LAST 10	STRENGTH OF	OPP. STRENGTH	TEAM	ADJ.	CONF.	ADJ CONF.
Average RPI Loss:	67	RECORD	PCT. RANK	GAMES	SCHEDULE	OF SCHEDULE	RPI	RPI	RPI	RPI
DIV. I ONLY	6- 18	301	3-7	3	60	133	133	4	4	
DIV. I NON-CONF.	3- 10	282	0	41	124	228	228	5	5	
TOTALS	RPI 1-25	RPI 26-50	W-L RECORDS	RPI 51-100	RPI 101-150	RPI 150+				
6- 18	1- 6	0- 6	OVERALL	2- 2	0- 1	3- 3				
4- 8	1- 3	0- 3	HOME	1- 1	0- 0	2- 1				
2- 8	0- 3	0- 3	AWAY	1- 0	0- 1	1- 1				
0- 2	0- 0	0- 0	NEUTRAL	0- 1	0- 0	0- 1				
3- 10	0- 2	0- 2	NON-CONFERENCE	1- 2	0- 1	2- 3				
3- 4	0- 1	0- 1	HOME	1- 1	0- 0	2- 1				
0- 4	0- 1	0- 1	AWAY	0- 0	0- 1	0- 1				
0- 2	0- 0	0- 0	NEUTRAL	0- 1	0- 0	0- 1				
3- 8	1- 4	0- 4	CONFERENCE	1- 0	0- 0	1- 0				
1- 4	1- 2	0- 2	HOME	0- 0	0- 0	0- 0				
2- 4	0- 2	0- 2	AWAY	1- 0	0- 0	1- 0				
0- 0	0- 0	0- 0	NEUTRAL	0- 0	0- 0	0- 0				

RPI	S	Opponent	Score	RPI	S	Opponent	Score	RPI	S	Opponent	Score	RPI	S	Opponent	Score	Team's RPI: 133
1	H	South Carolina	45 78	27	H	Kentucky	47 62	74	H	Nebraska	85 90	138	A	Green Bay	64 72	
4	A	Missouri St.	72 79	38	A	Arkansas	73 90	80	A	Georgia	73 65	172	H	Illinois	51 58	
9	H	Mississippi St.	64 79	38	H	Arkansas	81 85	81	N	North Carolina	69 82	207	N	New Mexico	68 71	
18	A	Texas A&M	53 72	40	A	South Dakota	56 72	96	H	Saint Louis	83 58	210	H	Western Ill.	97 89	
20	H	Princeton	33 68	48	H	UNI	73 78					221	A	UMKC	56 59	
24	A	LSU	58 66	49	A	Tennessee	66 77					278	A	Ole Miss	71 57	
24	H	LSU	69 65									338	H	SIUE	68 51	
LAST 10 Division I																
24	A	LSU	58 66	278	A	Ole Miss	71 57									
80	A	Georgia	73 65	1	H	South Carolina	45 78									
38	H	Arkansas	81 85	38	A	Arkansas	73 90									
27	H	Kentucky	47 62	9	H	Mississippi St.	64 79									
18	A	Texas A&M	53 72	24	H	LSU	69 65									

Non-Div I Games:

Missouri

■ Loss,
■ Non-Conf,
■ S Site,
■ H Home
■ A Away
N Neutral

Average RPI Win:	122	WON-LOST	WINNING	LAST 10	STRENGTH OF	OPP. STRENGTH	TEAM	ADJ.	CONF.	ADJ CONF.
Average RPI Loss:	36	RECORD	PCT. RANK	GAMES	SCHEDULE	OF SCHEDULE	RPI	RPI	RPI	RPI
DIV. I ONLY	19- 3	18	9-1	21	63	4	4	7	7	
DIV. I NON-CONF.	9- 2	37	0	14	17	5	5	7	7	
TOTALS	RPI 1-25	RPI 26-50	W-L RECORDS	RPI 51-100	RPI 101-150	RPI 150+				
19- 3	0- 2	7- 0	OVERALL	2- 1	4- 0	6- 0				
9- 0	0- 0	3- 0	HOME	1- 0	2- 0	3- 0				
10- 3	0- 2	4- 0	AWAY	1- 1	2- 0	3- 0				
0- 0	0- 0	0- 0	NEUTRAL	0- 0	0- 0	0- 0				
9- 2	0- 2	2- 0	NON-CONFERENCE	1- 0	3- 0	3- 0				
5- 0	0- 0	0- 0	HOME	0- 0	2- 0	3- 0				
4- 2	0- 2	2- 0	AWAY	1- 0	1- 0	0- 0				
0- 0	0- 0	0- 0	NEUTRAL	0- 0	0- 0	0- 0				
10- 1	0- 0	5- 0	CONFERENCE	1- 1	1- 0	3- 0				
4- 0	0- 0	3- 0	HOME	1- 0	0- 0	0- 0				
6- 1	0- 0	2- 0	AWAY	0- 1	1- 0	3- 0				
0- 0	0- 0	0- 0	NEUTRAL	0- 0	0- 0	0- 0				

RPI 1-25				Team's RPI: 4				RPI 26-50				RPI 51-100				RPI 101+			
RPI	S	Opponent	Score					RPI	S	Opponent	Score	RPI	S	Opponent	Score	RPI	S	Opponent	Score
11	A	Gonzaga	52 64					29	A	Drake	89 83	58	A	Minnesota	77 69	110	H	A&M-Corpus Christi	79 51
13	A	Oregon St.	69 80					29	H	Drake	69 67	79	H	Illinois St.	87 74	128	A	Boise St.	72 69
								40	A	South Dakota	74 66	83	A	Southern Ill.	68 70	133	H	Missouri	79 72
								43	H	Bradley	90 56					134	A	Loyola Chicago	74 72
								45	A	Oklahoma	96 90					166	H	Wichita St.	68 55
								48	A	UNI	66 55					185	A	Valparaiso	81 68
								48	H	UNI	80 66					203	H	Santa Clara	71 64
																221	H	UMKC	83 58
																284	A	Indiana St.	76 55
																328	A	Evansville	81 55
LAST 10 Division I																			
								29	A	Drake	89 83	284	A	Indiana St.	76 55				
								48	A	UNI	66 55	83	A	Southern Ill.	68 70				
								79	H	Illinois St.	87 74	48	H	UNI	80 66				
								43	H	Bradley	90 56	29	H	Drake	69 67				
								328	A	Evansville	81 55	185	A	Valparaiso	81 68				

Non-Div I Games: William Jewell 111 39

Missouri St.

Average RPI Win: 277	WON-LOST	WINNING	LAST 10	STRENGTH OF	OPP. STRENGTH	TEAM	ADJ.	CONF.	ADJ CONF.
Average RPI Loss: 161	RECORD	PCT. RANK	GAMES	SCHEDULE	OF SCHEDULE	RPI	RPI	RPI	RPI
DIV. I ONLY	7- 16	280	3-7	208	246	270	270	24	24
DIV. I NON-CONF.	3- 6	235	0	115	175	181	181	25	25
TOTALS	RPI 1-25	RPI 26-50	W-L RECORDS	RPI 51-100	RPI 101-150	RPI 150+			
7- 16	0- 2	0- 0	OVERALL	0- 3	0- 3	7- 8			
3- 6	0- 0	0- 0	HOME	0- 1	0- 1	3- 4			
3- 10	0- 2	0- 0	AWAY	0- 2	0- 2	3- 4			
1- 0	0- 0	0- 0	NEUTRAL	0- 0	0- 0	1- 0			
3- 6	0- 2	0- 0	NON-CONFERENCE	0- 1	0- 2	3- 1			
1- 1	0- 0	0- 0	HOME	0- 0	0- 1	1- 0			
1- 5	0- 2	0- 0	AWAY	0- 1	0- 1	1- 1			
1- 0	0- 0	0- 0	NEUTRAL	0- 0	0- 0	1- 0			
4- 10	0- 0	0- 0	CONFERENCE	0- 2	0- 1	4- 7			
2- 5	0- 0	0- 0	HOME	0- 1	0- 0	2- 4			
2- 5	0- 0	0- 0	AWAY	0- 1	0- 1	2- 3			
0- 0	0- 0	0- 0	NEUTRAL	0- 0	0- 0	0- 0			

RPI 1-25				RPI 26-50				RPI 51-100				RPI 101+ Team's RPI: 270			
RPI	S	Opponent	Score	RPI	S	Opponent	Score	RPI	S	Opponent	Score	RPI	S	Opponent	Score
20	A	Princeton	40 52					61	A	Marist	66 76	107	A	Rider	25 48
21	A	Arizona	34 86					61	H	Marist	53 74	118	A	San Diego	49 57
								73	A	Bucknell	37 71	143	H	Providence	52 68
												170	H	Lafayette	52 44
												178	A	Quinnipiac	53 60
												178	H	Quinnipiac	45 52
												226	A	Fairfield	38 49
												230	H	Manhattan	62 60
												245	A	Iona	56 50
												245	H	Iona	33 36
												252	A	Loyola Maryland	48 64
												273	H	Niagara	70 73
												276	A	Siena	39 51
												310	A	Albany (NY)	53 41
												327	A	Saint Peter's	81 67
												327	H	Saint Peter's	59 57
												329	N	Purdue Fort Wayne	60 46
												339	H	Canisius	62 71
LAST 10 Division I															
245	A	Iona	56 50	276	A	Siena	39 51								
327	H	Saint Peter's	59 57	273	H	Niagara	70 73								
178	H	Quinnipiac	45 52	178	A	Quinnipiac	53 60								
107	A	Rider	25 48	327	A	Saint Peter's	81 67								
61	H	Marist	53 74	245	H	Iona	33 36								

Non-Div I Games:

Monmouth

Montana

Through Games Of Feb. 12, 2020

Average RPI Win: 247	WON-LOST	WINNING	LAST 10	STRENGTH OF	OPP. STRENGTH	TEAM	ADJ.	CONF.	ADJ CONF.
Average RPI Loss: 127	RECORD	PCT. RANK	GAMES	SCHEDULE	OF SCHEDULE	RPI	RPI	RPI	RPI
DIV. I ONLY	11- 9	143	5-5	163	242	174	174	18	18
DIV. I NON-CONF.	3- 4	201	0	18	302	108	108	17	17
TOTALS	RPI 1-25	RPI 26-50	W-L RECORDS	RPI 51-100	RPI 101-150	RPI 150+			
11- 9	0- 1	0- 1	OVERALL	0- 2	1- 1	10- 4			
6- 5	0- 1	0- 0	HOME	0- 2	1- 0	5- 2			
5- 3	0- 0	0- 1	AWAY	0- 0	0- 1	5- 1			
0- 1	0- 0	0- 0	NEUTRAL	0- 0	0- 0	0- 1			
3- 4	0- 1	0- 1	NON-CONFERENCE	0- 1	0- 0	3- 1			
1- 2	0- 1	0- 0	HOME	0- 1	0- 0	1- 0			
2- 1	0- 0	0- 1	AWAY	0- 0	0- 0	2- 0			
0- 1	0- 0	0- 0	NEUTRAL	0- 0	0- 0	0- 1			
8- 5	0- 0	0- 0	CONFERENCE	0- 1	1- 1	7- 3			
5- 3	0- 0	0- 0	HOME	0- 1	1- 0	4- 2			
3- 2	0- 0	0- 0	AWAY	0- 0	0- 1	3- 1			
0- 0	0- 0	0- 0	NEUTRAL	0- 0	0- 0	0- 0			

RPI 1-25				RPI 26-50				RPI 51-100				RPI 101+ Team's RPI: 174			
RPI	S	Opponent	Score	RPI	S	Opponent	Score	RPI	S	Opponent	Score	RPI	S	Opponent	Score
21	H	Arizona	42 77	40	A	South Dakota	64 96	55	H	Fresno St.	63 76	121	A	Idaho	51 52
								90	H	Montana St.	61 66	121	H	Idaho	69 60
												168	H	Southern Utah	81 74
												186	A	Northern Ariz.	79 71
												197	H	Idaho St.	53 67
												203	N	Santa Clara	58 68
												206	A	Portland St.	65 78
												206	H	Portland St.	62 55
												213	H	Northern Colo.	58 67
												232	A	Cal St. Fullerton	71 69
												238	H	Grand Canyon	72 67
												306	A	Eastern Wash.	77 56
												306	H	Eastern Wash.	92 54
												307	A	Sacramento St.	64 60
												319	H	Weber St.	85 57
												324	A	Utah Valley	63 52
LAST 10 Division I															
121	H	Idaho	69 60	197	H	Idaho St.	53 67								
306	A	Eastern Wash.	77 56	121	A	Idaho	51 52								
90	H	Montana St.	61 66	206	A	Portland St.	65 78								
206	H	Portland St.	62 55	306	H	Eastern Wash.	92 54								
319	H	Weber St.	85 57	213	H	Northern Colo.	58 67								

Non-Div I Games: Mont. St.-Northern 98 45 Mont. St. Billings 70 53

Montana

Loss, Non-Conf, S Site, H Home A Away N Neutral

Non-Conference				Through Games Of Feb. 11, 1919						
Average RPI Win:	229	WON-LOST	WINNING	LAST 10	STRENGTH OF	OPP. STRENGTH	TEAM	ADJ.	CONF.	ADJ CONF.
Average RPI Loss:	73	RECORD	PCT. RANK	GAMES	SCHEDULE	OF SCHEDULE	RPI	RPI	RPI	RPI
DIV. I ONLY	13- 6	63	9-1	147	165	90	90	18	18	
DIV. I NON-CONF.	2- 5	259	0	12	68	124	124	17	17	

TOTALS	RPI 1-25		RPI 26-50	W-L RECORDS	RPI 51-100	RPI 101-150	RPI 150+			
13- 6	0- 2		0- 0	OVERALL	0- 2	1- 1	12- 1			
6- 2	0- 1		0- 0	HOME	0- 0	0- 1	6- 0			
7- 2	0- 0		0- 0	AWAY	0- 2	1- 0	6- 0			
0- 2	0- 1		0- 0	NEUTRAL	0- 0	0- 0	0- 1			
2- 5	0- 2		0- 0	NON-CONFERENCE	0- 2	0- 0	2- 1			
1- 1	0- 1		0- 0	HOME	0- 0	0- 0	1- 0			
1- 2	0- 0		0- 0	AWAY	0- 2	0- 0	1- 0			
0- 2	0- 1		0- 0	NEUTRAL	0- 0	0- 0	0- 1			
11- 1	0- 0		0- 0	CONFERENCE	0- 0	1- 1	10- 0			
5- 1	0- 0		0- 0	HOME	0- 0	0- 1	5- 0			
6- 0	0- 0		0- 0	AWAY	0- 0	1- 0	5- 0			
0- 0	0- 0		0- 0	NEUTRAL	0- 0	0- 0	0- 0			

RPI 1-25					RPI 26-50					RPI 51-100					Team's RPI: 90					RPI 101+				
RPI	S	Opponent	Score		RPI	S	Opponent	Score		RPI	S	Opponent	Score		RPI	S	Opponent	Score		RPI	S	Opponent	Score	
11	H	Gonzaga	55	70						58	A	Minnesota	60	71	121	A	Idaho	62	56					
18	N	Texas A&M	67	78						64	A	South Dakota St.	50	60	121	H	Idaho	68	69					
															165	H	UC Davis	77	65					
															166	N	Wichita St.	64	66					
															168	H	Southern Utah	91	65					
															174	A	Montana	66	61					
															186	A	Northern Ariz.	72	64					
															197	H	Idaho St.	67	59					
															206	A	Portland St.	73	62					
															213	H	Northern Colo.	91	58					
															306	A	Eastern Wash.	89	85					
															306	H	Eastern Wash.	79	47					
															307	A	Sacramento St.	85	48					
															309	A	Seattle U	73	65					
															319	H	Weber St.	81	52					
LAST 10 Division I																								
					306	H	Eastern Wash.	79	47						306	A	Eastern Wash.	89	85					
					121	A	Idaho	62	56						206	A	Portland St.	73	62					
					174	A	Montana	66	61						121	H	Idaho	68	69					
					197	H	Idaho St.	67	59						168	H	Southern Utah	91	65					
					319	H	Weber St.	81	52						213	H	Northern Colo.	91	58					

Non-Div I Games:	Carroll (MT)	67	33	Mont. St.-Northern	93	34
------------------	--------------	----	----	--------------------	----	----

Montana St.

Loss, Non-Conf, S Site, H Home A Away N Neutral

Average RPI Win:	298	WON-LOST	WINNING	LAST 10	STRENGTH OF	OPP. STRENGTH	TEAM	ADJ.	CONF.	ADJ CONF.
Average RPI Loss:	134	RECORD	PCT. RANK	GAMES	SCHEDULE	OF SCHEDULE	RPI	RPI	RPI	RPI
DIV. I ONLY	7- 15	271	4-6	133	293	249	249	20	20	
DIV. I NON-CONF.	2- 8	295	0	66	198	255	255	24	24	
TOTALS	RPI 1-25	RPI 26-50	W-L RECORDS	RPI 51-100	RPI 101-150	RPI 150+				
7- 15	0- 1	0- 1	OVERALL	0- 4	0- 2	7- 7				
4- 6	0- 0	0- 0	HOME	0- 1	0- 2	4- 3				
3- 9	0- 1	0- 1	AWAY	0- 3	0- 0	3- 4				
0- 0	0- 0	0- 0	NEUTRAL	0- 0	0- 0	0- 0				
2- 8	0- 1	0- 1	NON-CONFERENCE	0- 2	0- 1	2- 3				
2- 2	0- 0	0- 0	HOME	0- 0	0- 1	2- 1				
0- 6	0- 1	0- 1	AWAY	0- 2	0- 0	0- 2				
0- 0	0- 0	0- 0	NEUTRAL	0- 0	0- 0	0- 0				
5- 7	0- 0	0- 0	CONFERENCE	0- 2	0- 1	5- 4				
2- 4	0- 0	0- 0	HOME	0- 1	0- 1	2- 2				
3- 3	0- 0	0- 0	AWAY	0- 1	0- 0	3- 2				
0- 0	0- 0	0- 0	NEUTRAL	0- 0	0- 0	0- 0				

RPI 1-25				RPI 26-50				RPI 51-100				RPI 101+ Team's RPI: 249			
RPI	S	Opponent	Score	RPI	S	Opponent	Score	RPI	S	Opponent	Score	RPI	S	Opponent	Score
6	A	Baylor	47 94	27	A	Kentucky	54 79	56	A	Belmont	62 71	129	H	Southeast Mo. St.	61 67
								59	A	Dayton	41 58	140	H	N.C. A&T	56 74
								71	H	UT Martin	64 82	162	A	Tennessee Tech	75 82
								97	A	Michigan St.	48 93	162	H	Tennessee Tech	55 75
												185	A	Valparaiso	53 55
												208	H	Stetson	55 58
												217	H	Radford	73 62
												222	A	Eastern Ill.	62 67
												222	H	Eastern Ill.	51 57
												253	H	Saint Francis (PA)	65 54
												260	A	Bowling Green	65 79
												300	A	Jacksonville St.	69 55
												300	H	Jacksonville St.	67 48
												338	A	SIUE	63 55
												338	H	SIUE	75 69
												340	A	Tennessee St.	84 47
LAST 10 Division I															
222	A	Eastern Ill.	62 67	162	A	Tennessee Tech	75 82								
338	A	SIUE	63 55	56	A	Belmont	62 71								
71	H	UT Martin	64 82	340	A	Tennessee St.	84 47								
129	H	Southeast Mo. St.	61 67	222	H	Eastern Ill.	51 57								
300	A	Jacksonville St.	69 55	338	H	SIUE	75 69								

Non-Div I Games: Asbury 107 55 Midway 107 55

Morehead St.

Loss, Non-Conf, S Site, H Home A Away N Neutral

Average RPI Win:	287	WON-LOST	WINNING	LAST 10	STRENGTH OF	OPP. STRENGTH	TEAM	ADJ.	CONF.	ADJ CONF.
Average RPI Loss:	195	RECORD	PCT. RANK	GAMES	SCHEDULE	OF SCHEDULE	RPI	RPI	RPI	RPI
DIV. I ONLY	10- 12	208	8-2	340	310	256	256	29	29	
DIV. I NON-CONF.	2- 9	304	0	267	203	312	312	29	29	
TOTALS	RPI 1-25	RPI 26-50	W-L RECORDS	RPI 51-100	RPI 101-150	RPI 150+				
10- 12	0- 0	0- 2	OVERALL	0- 2	1- 1	9- 7				
5- 1	0- 0	0- 0	HOME	0- 0	1- 0	4- 1				
5- 9	0- 0	0- 2	AWAY	0- 1	0- 1	5- 5				
0- 2	0- 0	0- 0	NEUTRAL	0- 1	0- 0	0- 1				
2- 9	0- 0	0- 2	NON-CONFERENCE	0- 2	0- 0	2- 5				
1- 0	0- 0	0- 0	HOME	0- 0	0- 0	1- 0				
1- 7	0- 0	0- 2	AWAY	0- 1	0- 0	1- 4				
0- 2	0- 0	0- 0	NEUTRAL	0- 1	0- 0	0- 1				
8- 3	0- 0	0- 0	CONFERENCE	0- 0	1- 1	7- 2				
4- 1	0- 0	0- 0	HOME	0- 0	1- 0	3- 1				
4- 2	0- 0	0- 0	AWAY	0- 0	0- 1	4- 1				
0- 0	0- 0	0- 0	NEUTRAL	0- 0	0- 0	0- 0				

RPI 1-25			RPI 26-50			RPI 51-100			RPI 101+ Team's RPI: 256		
RPI	S	Opponent	Score	RPI	S	Opponent	Score	RPI	S	Opponent	Score
				31	A	Michigan	48 80	68	N	Stony Brook	56 63
				34	A	Marquette	48 70	74	A	Nebraska	55 78
LAST 10 Division I											
				321	H	N.C. Central	86 79	140	H	N.C. A&T	42 38
				320	H	UMES	61 71	255	H	Howard	74 67
				255	A	Howard	68 52	114	A	Bethune-Cookman	65 74
				320	A	UMES	55 44	345	A	Florida A&M	59 47
				342	A	Coppin St.	47 42	348	H	South Carolina St.	77 47

Non-Div I Games: Washington Adventis84 52 Notre Dame (MD) 113 34

Morgan St.

Loss, Non-Conf, S Site, H Home A Away N Neutral

Mt. St. Mary's

Through Games Of Feb. 12, 2020

Average RPI Win:	288	WON-LOST	WINNING	LAST 10	STRENGTH OF	OPP. STRENGTH	TEAM	ADJ.	CONF.	ADJ CONF.
Average RPI Loss:	153	RECORD	PCT. RANK	GAMES	SCHEDULE	OF SCHEDULE	RPI	RPI	RPI	RPI
DIV. I ONLY	13- 9	111	8-2	320	252	196	196	30	30	
DIV. I NON-CONF.	4- 7	225	0	129	111	187	187	30	30	
TOTALS	RPI 1-25	RPI 26-50	W-L RECORDS	RPI 51-100	RPI 101-150	RPI 150+				
13- 9	0- 1	0- 2	OVERALL	0- 0	1- 1	12- 5				
6- 2	0- 0	0- 0	HOME	0- 0	0- 1	6- 1				
6- 6	0- 1	0- 2	AWAY	0- 0	0- 0	6- 3				
1- 1	0- 0	0- 0	NEUTRAL	0- 0	1- 0	0- 1				
4- 7	0- 1	0- 2	NON-CONFERENCE	0- 0	1- 1	3- 3				
2- 1	0- 0	0- 0	HOME	0- 0	0- 1	2- 0				
1- 5	0- 1	0- 2	AWAY	0- 0	0- 0	1- 2				
1- 1	0- 0	0- 0	NEUTRAL	0- 0	1- 0	0- 1				
9- 2	0- 0	0- 0	CONFERENCE	0- 0	0- 0	9- 2				
4- 1	0- 0	0- 0	HOME	0- 0	0- 0	4- 1				
5- 1	0- 0	0- 0	AWAY	0- 0	0- 0	5- 1				
0- 0	0- 0	0- 0	NEUTRAL	0- 0	0- 0	0- 0				

RPI 1-25				RPI 26-50				RPI 51-100				RPI 101+ Team's RPI: 196			
RPI	S	Opponent	Score	RPI	S	Opponent	Score	RPI	S	Opponent	Score	RPI	S	Opponent	Score
15	A	Indiana	52 75	27	A	Kentucky	44 67					116	N	Richmond	75 67
				32	A	Old Dominion	34 85					125	H	Lehigh	65 66
												161	N	Hampton	60 68
												183	A	Towson	57 73
												199	A	Merrimack	55 76
												217	A	Radford	75 58
												252	H	Loyola Maryland	81 75
												280	H	Wagner	78 63
												293	H	UMBC	71 61
												301	A	Sacred Heart	67 58
												313	A	St. Francis Brooklyn	67 62
												313	H	St. Francis Brooklyn	69 60
												314	A	Bryant	76 70
												314	H	Bryant	67 72
												320	A	UMES	76 78
												325	A	Fairleigh Dickinson	69 61
												336	A	LIU Brooklyn	77 57
												336	H	LIU Brooklyn	75 57
												344	H	Central Conn. St.	72 64
LAST 10 Division I															
336	A	LIU Brooklyn	77 57	313	H	St. Francis Brooklyn	69 60								
313	A	St. Francis Brooklyn	67 62	344	H	Central Conn. St.	72 64								
301	A	Sacred Heart	67 58	199	A	Merrimack	55 76								
325	A	Fairleigh Dickinson	69 61	314	A	Bryant	76 70								
314	H	Bryant	67 72	336	H	LIU Brooklyn	75 57								

Non-Div I Games: Frostburg St. 94 40

Mt. St. Mary's

■ Loss,
 ■ Non-Conf,
 ■ S Site,
 ■ Home
 ■ A Away
 N Neutral

Average RPI Win:	278	WON-LOST	WINNING	LAST 10	STRENGTH OF	OPP. STRENGTH	TEAM	ADJ.	CONF.	ADJ CONF.
Average RPI Loss:	122	RECORD	PCT. RANK	GAMES	SCHEDULE	OF SCHEDULE	RPI	RPI	RPI	RPI
DIV. I ONLY	9- 12	224	3-7	266	200	239	239	20	20	
DIV. I NON-CONF.	5- 4	140	0	316	114	194	194	24	24	
TOTALS	RPI 1-25	RPI 26-50	W-L RECORDS	RPI 51-100	RPI 101-150	RPI 150+				
9- 12	0- 2	0- 0	OVERALL	0- 5	1- 1	8- 4				
6- 3	0- 0	0- 0	HOME	0- 2	1- 0	5- 1				
3- 9	0- 2	0- 0	AWAY	0- 3	0- 1	3- 3				
0- 0	0- 0	0- 0	NEUTRAL	0- 0	0- 0	0- 0				
5- 4	0- 2	0- 0	NON-CONFERENCE	0- 1	0- 0	5- 1				
2- 1	0- 0	0- 0	HOME	0- 0	0- 0	2- 1				
3- 3	0- 2	0- 0	AWAY	0- 1	0- 0	3- 0				
0- 0	0- 0	0- 0	NEUTRAL	0- 0	0- 0	0- 0				
4- 8	0- 0	0- 0	CONFERENCE	0- 4	1- 1	3- 3				
4- 2	0- 0	0- 0	HOME	0- 2	1- 0	3- 0				
0- 6	0- 0	0- 0	AWAY	0- 2	0- 1	0- 3				
0- 0	0- 0	0- 0	NEUTRAL	0- 0	0- 0	0- 0				

RPI 1-25				RPI 26-50				RPI 51-100				RPI 101+ Team's RPI: 239			
RPI	S	Opponent	Score	RPI	S	Opponent	Score	RPI	S	Opponent	Score	RPI	S	Opponent	Score
9	A	Mississippi St.	43 124					56	A	Belmont	53 70	129	A	Southeast Mo. St.	73 88
12	A	Louisville	40 76					56	H	Belmont	56 86	129	H	Southeast Mo. St.	70 62
								71	A	UT Martin	56 98	162	A	Tennessee Tech	72 77
								71	H	UT Martin	64 89	173	H	Samford	56 84
								83	A	Southern Ill.	66 76	222	H	Eastern Ill.	92 87
												237	H	Arkansas St.	77 62
												274	A	Lipscomb	67 57
												284	H	Indiana St.	70 62
												300	A	Jacksonville St.	51 68
												328	A	Evansville	61 59
												338	H	SIUE	74 60
												340	A	Tennessee St.	81 96
												340	H	Tennessee St.	100 62
												351	A	Mississippi Val.	72 66
LAST 10 Division I															
340	A	Tennessee St.	81 96	56	H	Belmont	56 86								
56	A	Belmont	53 70	129	A	Southeast Mo. St.	73 88								
338	H	SIUE	74 60	71	A	UT Martin	56 98								
222	H	Eastern Ill.	92 87	162	A	Tennessee Tech	72 77								
340	H	Tennessee St.	100 62	300	A	Jacksonville St.	51 68								

Non-Div I Games: Cumberland (TN) 93 60 Christian Bros. 95 59

Murray St.

Loss, Non-Conf, S Site, H Home A Away N Neutral

Average RPI Win:	258	WON-LOST	WINNING	LAST 10	STRENGTH OF	OPP. STRENGTH	TEAM	ADJ.	CONF.	ADJ CONF.
Average RPI Loss:	122	RECORD	PCT. RANK	GAMES	SCHEDULE	OF SCHEDULE	RPI	RPI	RPI	RPI
DIV. I ONLY	14- 7	72	7-3	295	208	140	140	29	29	
DIV. I NON-CONF.	6- 4	123	0	161	47	86	86	29	29	
TOTALS	RPI 1-25	RPI 26-50	W-L RECORDS	RPI 51-100	RPI 101-150	RPI 150+				
14- 7	0- 1	0- 0	OVERALL	0- 2	2- 2	12- 2				
6- 1	0- 0	0- 0	HOME	0- 0	1- 1	5- 0				
7- 5	0- 1	0- 0	AWAY	0- 1	1- 1	6- 2				
1- 1	0- 0	0- 0	NEUTRAL	0- 1	0- 0	1- 0				
6- 4	0- 1	0- 0	NON-CONFERENCE	0- 2	2- 0	4- 1				
2- 0	0- 0	0- 0	HOME	0- 0	1- 0	1- 0				
3- 3	0- 1	0- 0	AWAY	0- 1	1- 0	2- 1				
1- 1	0- 0	0- 0	NEUTRAL	0- 1	0- 0	1- 0				
8- 3	0- 0	0- 0	CONFERENCE	0- 0	0- 2	8- 1				
4- 1	0- 0	0- 0	HOME	0- 0	0- 1	4- 0				
4- 2	0- 0	0- 0	AWAY	0- 0	0- 1	4- 1				
0- 0	0- 0	0- 0	NEUTRAL	0- 0	0- 0	0- 0				

RPI 1-25			RPI 26-50			RPI 51-100			RPI 101+			Team's RPI: 140
RPI	S	Opponent	Score	RPI	S	Opponent	Score	RPI	S	Opponent	Score	
14	A	NC State	44 80					75	N	Miami (FL)	67 68	114 A Bethune-Cookman 50 70
								80	A	Georgia	54 72	114 H Bethune-Cookman 58 69
										117 A VCU	69 58	
										149 H UNC Greensboro	57 48	
										170 H Norfolk St.	53 39	
										195 A Clemson	82 74	
										201 A Akron	52 64	
										237 N Arkansas St.	55 50	
										249 A Morehead St.	74 56	
										256 A Morgan St.	38 42	
										261 A Delaware St.	69 45	
										261 H Delaware St.	58 53	
										268 H ETSU	80 69	
										320 A UMES	67 31	
										342 A Coppin St.	84 38	
										345 A Florida A&M	66 49	
										345 H Florida A&M	71 44	
										348 H South Carolina St.	66 55	
LAST 10 Division I												
345	A	Florida A&M	66 49	114	H	Bethune-Cookman	58 69					
114	A	Bethune-Cookman	50 70	256	A	Morgan St.	38 42					
348	H	South Carolina St.	66 55	342	A	Coppin St.	84 38					
170	H	Norfolk St.	53 39	261	A	Delaware St.	69 45					
261	H	Delaware St.	58 53	320	A	UMES	67 31					

Non-Div I Games: Saint Augustine's 75 44 Johnson & Wales (NC121 61

N.C. A&T

Loss, Non-Conf, S Site, H Home A Away N Neutral

N.C. Central

Through Games Of Feb. 12, 2020

Average RPI Win:	303	WON-LOST	WINNING	LAST 10	STRENGTH OF	OPP. STRENGTH	TEAM	ADJ.	CONF.	ADJ CONF.
Average RPI Loss:	202	RECORD	PCT. RANK	GAMES	SCHEDULE	OF SCHEDULE	RPI	RPI	RPI	RPI
DIV. I ONLY	6- 15	289	4-6	344	266	321	321	29	29	
DIV. I NON-CONF.	2- 9	304	0	233	196	311	311	29	29	
TOTALS	RPI 1-25	RPI 26-50	W-L RECORDS	RPI 51-100	RPI 101-150	RPI 150+				
6- 15	0- 1	0- 0	OVERALL	0- 1	1- 2	5- 11				
3- 5	0- 0	0- 0	HOME	0- 0	1- 0	2- 5				
3- 9	0- 1	0- 0	AWAY	0- 1	0- 2	3- 5				
0- 1	0- 0	0- 0	NEUTRAL	0- 0	0- 0	0- 1				
2- 9	0- 1	0- 0	NON-CONFERENCE	0- 1	1- 1	1- 6				
1- 3	0- 0	0- 0	HOME	0- 0	1- 0	0- 3				
1- 5	0- 1	0- 0	AWAY	0- 1	0- 1	1- 2				
0- 1	0- 0	0- 0	NEUTRAL	0- 0	0- 0	0- 1				
4- 6	0- 0	0- 0	CONFERENCE	0- 0	0- 1	4- 5				
2- 2	0- 0	0- 0	HOME	0- 0	0- 0	2- 2				
2- 4	0- 0	0- 0	AWAY	0- 0	0- 1	2- 3				
0- 0	0- 0	0- 0	NEUTRAL	0- 0	0- 0	0- 0				

RPI 1-25				RPI 26-50				RPI 51-100				RPI 101+ Team's RPI: 321			
RPI	S	Opponent	Score	RPI	S	Opponent	Score	RPI	S	Opponent	Score	RPI	S	Opponent	Score
8	A	Iowa	50 102					81	A	North Carolina	53 92	103	H	Campbell	67 64
												114	A	Bethune-Cookman	52 73
												136	A	California	69 90
												170	H	Norfolk St.	75 83
												194	H	High Point	58 78
												205	N	Penn St.	68 92
												219	A	CSU Bakersfield	71 80
												256	A	Morgan St.	79 86
												257	H	Winthrop	46 56
												258	A	Col. of Charleston	78 85
												261	A	Delaware St.	54 64
												261	H	Delaware St.	60 64
												286	H	FIU	58 59
												320	A	UMES	63 65
												336	A	LIU Brooklyn	61 59
												342	A	Coppin St.	58 44
												345	A	Florida A&M	71 70
												345	H	Florida A&M	66 57
												348	H	South Carolina St.	90 49
LAST 10 Division I															
				256	A	Morgan St.	79 86			345	A	Florida A&M	71 70		
				342	A	Coppin St.	58 44			114	A	Bethune-Cookman	52 73		
				170	H	Norfolk St.	75 83			320	A	UMES	63 65		
				348	H	South Carolina St.	90 49			261	A	Delaware St.	54 64		
				261	H	Delaware St.	60 64			345	H	Florida A&M	66 57		

Non-Div I Games: Washington Adventis83 48 Lincoln (PA) 53 68

N.C. Central

Average RPI Win:	132	WON-LOST	WINNING	LAST 10	STRENGTH OF	OPP. STRENGTH	TEAM	ADJ.	CONF.	ADJ CONF.
Average RPI Loss:	81	RECORD	PCT. RANK	GAMES	SCHEDULE	OF SCHEDULE	RPI	RPI	RPI	RPI
DIV. I ONLY	22- 1	3	9-1	89	35	14	14	5	5	
DIV. I NON-CONF.	11- 0	1	0	169	51	16	16	3	3	
TOTALS	RPI 1-25	RPI 26-50	W-L RECORDS	RPI 51-100	RPI 101-150	RPI 150+				
22- 1	2- 0	4- 0	OVERALL	3- 1	4- 0	9- 0				
12- 0	2- 0	1- 0	HOME	2- 0	3- 0	4- 0				
8- 1	0- 0	2- 0	AWAY	1- 1	1- 0	4- 0				
2- 0	0- 0	1- 0	NEUTRAL	0- 0	0- 0	1- 0				
11- 0	1- 0	1- 0	NON-CONFERENCE	0- 0	2- 0	7- 0				
7- 0	1- 0	0- 0	HOME	0- 0	2- 0	4- 0				
2- 0	0- 0	0- 0	AWAY	0- 0	0- 0	2- 0				
2- 0	0- 0	1- 0	NEUTRAL	0- 0	0- 0	1- 0				
11- 1	1- 0	3- 0	CONFERENCE	3- 1	2- 0	2- 0				
5- 0	1- 0	1- 0	HOME	2- 0	1- 0	0- 0				
6- 1	0- 0	2- 0	AWAY	1- 1	1- 0	2- 0				
0- 0	0- 0	0- 0	NEUTRAL	0- 0	0- 0	0- 0				

RPI 1-25				Team's RPI: 14				RPI 26-50				RPI 51-100				RPI 101+			
RPI	S	Opponent	Score	RPI	S	Opponent	Score	RPI	S	Opponent	Score	RPI	S	Opponent	Score	RPI	S	Opponent	Score
3	H	Maryland	66 59	33	A	Virginia Tech	71 59	51	H	Virginia	80 60	104	A	Notre Dame	90 56				
23	H	Florida St.	68 51	33	H	Virginia Tech	76 69	77	A	Boston College	72 54	115	H	Wake Forest	59 45				
				36	A	Duke	63 60	81	A	North Carolina	60 66	139	H	Elon	62 49				
				37	N	Texas	84 73	81	H	North Carolina	76 68	140	H	N.C. A&T	80 44				
												158	A	Saint Mary's (CA)	87 70				
												180	A	Hawaii	68 59				
												195	A	Clemson	79 60				
												215	H	Maine	62 34				
												229	H	Chattanooga	74 38				
												248	H	Lamar University	81 40				
												262	N	North Texas	76 65				
												264	H	UNCW	80 40				
												279	A	Pittsburgh	88 44				
LAST 10 Division I																			
				33	A	Virginia Tech	71 59	115	H	Wake Forest	59 45								
				36	A	Duke	63 60	23	H	Florida St.	68 51								
				195	A	Clemson	79 60	104	A	Notre Dame	90 56								
				81	H	North Carolina	76 68	81	A	North Carolina	60 66								
				279	A	Pittsburgh	88 44	51	H	Virginia	80 60								

Non-Div I Games:

NC State

■ Loss,
 ■ Non-Conf, S Site,
 ■ Home
 ■ Away
 N Neutral

NJIT				Through Games Of Feb. 12, 2020						
Average RPI Win:	275	WON-LOST	WINNING	LAST 10	STRENGTH OF	OPP. STRENGTH	TEAM	ADJ.	CONF.	ADJ CONF.
Average RPI Loss:	180	RECORD	PCT. RANK	GAMES	SCHEDULE	OF SCHEDULE	RPI	RPI	RPI	RPI
DIV. I ONLY	4- 19	320	1-9	263	256	330	330	16	16	
DIV. I NON-CONF.	3- 10	282	0	305	337	328	328	15	15	
TOTALS	RPI 1-25	RPI 26-50	W-L RECORDS	RPI 51-100	RPI 101-150	RPI 150+				
4- 19	0- 1	0- 0	OVERALL	0- 4	1- 2	3- 12				
3- 8	0- 0	0- 0	HOME	0- 3	1- 0	2- 5				
1- 11	0- 1	0- 0	AWAY	0- 1	0- 2	1- 7				
0- 0	0- 0	0- 0	NEUTRAL	0- 0	0- 0	0- 0				
3- 10	0- 0	0- 0	NON-CONFERENCE	0- 3	0- 1	3- 6				
2- 3	0- 0	0- 0	HOME	0- 2	0- 0	2- 1				
1- 7	0- 0	0- 0	AWAY	0- 1	0- 1	1- 5				
0- 0	0- 0	0- 0	NEUTRAL	0- 0	0- 0	0- 0				
1- 9	0- 1	0- 0	CONFERENCE	0- 1	1- 1	0- 6				
1- 5	0- 0	0- 0	HOME	0- 1	1- 0	0- 4				
0- 4	0- 1	0- 0	AWAY	0- 0	0- 1	0- 2				
0- 0	0- 0	0- 0	NEUTRAL	0- 0	0- 0	0- 0				

N
J
I
T

RPI 1-25				RPI 26-50				RPI 51-100				RPI 101+ Team's RPI: 330			
RPI	S	Opponent	Score	RPI	S	Opponent	Score	RPI	S	Opponent	Score	RPI	S	Opponent	Score
25	A	FGCU	39 82					66	A	Colorado	57 80	112	A	North Florida	48 71
								86	H	Penn	51 85	112	H	North Florida	60 56
								94	H	Colgate	52 79	142	A	Cornell	44 68
								100	H	Liberty	53 67	155	H	North Ala.	55 57
												163	A	Columbia	43 99
												179	A	Binghamton	40 75
												190	A	Jacksonville	67 88
												190	H	Jacksonville	54 66
												208	A	Stetson	49 72
												227	H	Kennesaw St.	64 77
												274	H	Lipscomb	57 65
												280	A	Wagner	59 61
												297	A	Vermont	59 65
												311	A	Air Force	48 68
												313	H	St. Francis Brooklyn	88 69
												325	H	Fairleigh Dickinson	59 68
												327	H	Saint Peter's	76 73
												349	A	Hartford	61 52
LAST 10 Division I															
				112	H	North Florida	60 56					274	H	Lipscomb	57 65
				190	H	Jacksonville	54 66					227	H	Kennesaw St.	64 77
				155	H	North Ala.	55 57					190	A	Jacksonville	67 88
				208	A	Stetson	49 72					112	A	North Florida	48 71
				25	A	FGCU	39 82					100	H	Liberty	53 67

Non-Div I Games:

NJIT

Average RPI Win: 228	WON-LOST	WINNING	LAST 10	STRENGTH OF	OPP. STRENGTH	TEAM	ADJ.	CONF.	ADJ CONF.
Average RPI Loss: 158	RECORD	PCT. RANK	GAMES	SCHEDULE	OF SCHEDULE	RPI	RPI	RPI	RPI
DIV. I ONLY	6- 16	295	2-8	187	210	295	295	15	15
DIV. I NON-CONF.	4- 6	212	0	315	241	281	281	16	16
TOTALS	RPI 1-25	RPI 26-50	W-L RECORDS	RPI 51-100	RPI 101-150	RPI 150+			
6- 16	0- 0	0- 0	OVERALL	0- 5	1- 4	5- 7			
5- 6	0- 0	0- 0	HOME	0- 2	1- 2	4- 2			
1- 10	0- 0	0- 0	AWAY	0- 3	0- 2	1- 5			
0- 0	0- 0	0- 0	NEUTRAL	0- 0	0- 0	0- 0			
4- 6	0- 0	0- 0	NON-CONFERENCE	0- 1	0- 0	4- 5			
3- 1	0- 0	0- 0	HOME	0- 0	0- 0	3- 1			
1- 5	0- 0	0- 0	AWAY	0- 1	0- 0	1- 4			
0- 0	0- 0	0- 0	NEUTRAL	0- 0	0- 0	0- 0			
2- 10	0- 0	0- 0	CONFERENCE	0- 4	1- 4	1- 2			
2- 5	0- 0	0- 0	HOME	0- 2	1- 2	1- 1			
0- 5	0- 0	0- 0	AWAY	0- 2	0- 2	0- 1			
0- 0	0- 0	0- 0	NEUTRAL	0- 0	0- 0	0- 0			

RPI S	Opponent	Score	RPI S	Opponent	Score	RPI S	Opponent	Score	RPI S	Opponent	Score	Team's RPI: 295
						73	A Bucknell	65 75	125	A Lehigh	40 70	
						73	H Bucknell	34 61	125	H Lehigh	53 60	
						81	A North Carolina	40 80	130	A Holy Cross	43 57	
						94	A Colgate	55 80	130	H Holy Cross	49 58	
						94	H Colgate	53 65	132	H Boston U.	46 41	
									170	A Lafayette	52 79	
									195	A Clemson	65 52	
									198	H La Salle	61 46	
									215	A Maine	41 46	
									218	A Saint Joseph's	40 49	
									226	A Fairfield	52 66	
									227	H Kennesaw St.	82 62	
									228	H George Mason	58 67	
									252	H Loyola Maryland	44 50	
									297	A Vermont	56 64	
									302	H Army West Point	57 45	
									311	H Air Force	67 59	
LAST 10 Division I												
			73	A Bucknell	65 75	132	H Boston U.	46 41				
			94	H Colgate	53 65	170	A Lafayette	52 79				
			252	H Loyola Maryland	44 50	125	H Lehigh	53 60				
			130	A Holy Cross	43 57	94	A Colgate	55 80				
			302	H Army West Point	57 45	73	H Bucknell	34 61				

Non-Div I Games: Stevenson 70 36

Navy

■ Loss,
 ■ Non-Conf,
 ■ S Site,
 ■ H Home
 ■ A Away
 N Neutral

Nebraska

Through Games Of Feb. 12, 2020

Average RPI Win:	163	WON-LOST	WINNING	LAST 10	STRENGTH OF	OPP. STRENGTH	TEAM	ADJ.	CONF.	ADJ CONF.
Average RPI Loss:	36	RECORD	PCT. RANK	GAMES	SCHEDULE	OF SCHEDULE	RPI	RPI	RPI	RPI
DIV. I ONLY	15- 9	93	3-7	65	24	74	74	2	2	
DIV. I NON-CONF.	10- 1	20	0	285	164	93	93	2	2	
TOTALS	RPI 1-25	RPI 26-50	W-L RECORDS	RPI 51-100	RPI 101-150	RPI 150+				
15- 9	1- 3	2- 4	OVERALL	2- 2	3- 0	7- 0				
11- 4	1- 1	2- 3	HOME	1- 0	1- 0	6- 0				
2- 5	0- 2	0- 1	AWAY	0- 2	2- 0	0- 0				
2- 0	0- 0	0- 0	NEUTRAL	1- 0	0- 0	1- 0				
10- 1	0- 0	1- 1	NON-CONFERENCE	1- 0	1- 0	7- 0				
7- 1	0- 0	1- 1	HOME	0- 0	0- 0	6- 0				
1- 0	0- 0	0- 0	AWAY	0- 0	1- 0	0- 0				
2- 0	0- 0	0- 0	NEUTRAL	1- 0	0- 0	1- 0				
5- 8	1- 3	1- 3	CONFERENCE	1- 2	2- 0	0- 0				
4- 3	1- 1	1- 2	HOME	1- 0	1- 0	0- 0				
1- 5	0- 2	0- 1	AWAY	0- 2	1- 0	0- 0				
0- 0	0- 0	0- 0	NEUTRAL	0- 0	0- 0	0- 0				

RPI	S	Opponent	Score	RPI	S	Opponent	Score	RPI	S	Opponent	Score	RPI	S	Opponent	Score
3	A	Maryland	69 87	26	H	Ohio St.	74 80	58	A	Minnesota	61 67	131	A	Wisconsin	72 71
8	A	Iowa	60 76	31	H	Michigan	74 71	58	H	Minnesota	72 58	131	H	Wisconsin	65 50
8	H	Iowa	78 69	35	H	Creighton	74 79	82	N	Southern California	67 54	133	A	Missouri	90 85
15	H	Indiana	53 57	36	H	Duke	83 79	97	A	Michigan St.	70 78	209	H	Oral Roberts	77 67
				39	H	Purdue	68 76					230	H	Manhattan	71 51
				47	A	Rutgers	65 69					236	H	Southern U.	73 39
												256	H	Morgan St.	78 55
												269	H	Alabama A&M	68 46
												301	N	Sacred Heart	72 49
												338	H	SIUE	63 49
LAST 10 Division I															
15	H	Indiana	53 57	39	H	Purdue	68 76								
8	A	Iowa	60 76	31	H	Michigan	74 71								
26	H	Ohio St.	74 80	3	A	Maryland	69 87								
58	A	Minnesota	61 67	47	A	Rutgers	65 69								
131	A	Wisconsin	72 71	131	H	Wisconsin	65 50								

Non-Div I Games:

Nebraska

■ Loss,
 ■ Non-Conf,
 ■ S Site,
 ■ H Home
 ■ A Away
 N Neutral

Nevada

Through Games Of Feb. 12, 2020

Average RPI Win: 266	WON-LOST	WINNING	LAST 10	STRENGTH OF	OPP. STRENGTH	TEAM	ADJ.	CONF.	ADJ CONF.
Average RPI Loss: 169	RECORD	PCT. RANK	GAMES	SCHEDULE	OF SCHEDULE	RPI	RPI	RPI	RPI
DIV. I ONLY	12- 12	174	6-4	311	243	251	251	17	17
DIV. I NON-CONF.	6- 4	123	0	322	296	222	222	23	23
TOTALS	RPI 1-25	RPI 26-50	W-L RECORDS	RPI 51-100	RPI 101-150	RPI 150+			
12- 12	0- 0	0- 0	OVERALL	0- 3	1- 3	11- 6			
8- 4	0- 0	0- 0	HOME	0- 1	0- 2	8- 1			
3- 8	0- 0	0- 0	AWAY	0- 2	1- 1	2- 5			
1- 0	0- 0	0- 0	NEUTRAL	0- 0	0- 0	1- 0			
6- 4	0- 0	0- 0	NON-CONFERENCE	0- 3	0- 0	6- 1			
4- 1	0- 0	0- 0	HOME	0- 1	0- 0	4- 0			
1- 3	0- 0	0- 0	AWAY	0- 2	0- 0	1- 1			
1- 0	0- 0	0- 0	NEUTRAL	0- 0	0- 0	1- 0			
6- 8	0- 0	0- 0	CONFERENCE	0- 0	1- 3	5- 5			
4- 3	0- 0	0- 0	HOME	0- 0	0- 2	4- 1			
2- 5	0- 0	0- 0	AWAY	0- 0	1- 1	1- 4			
0- 0	0- 0	0- 0	NEUTRAL	0- 0	0- 0	0- 0			

N
e
v
a
d
aN
e
v
a
d
a

RPI 1-25				RPI 26-50				RPI 51-100				RPI 101+				Team's RPI: 251	
RPI	S	Opponent	Score	RPI	S	Opponent	Score	RPI	S	Opponent	Score	RPI	S	Opponent	Score		
								82	A	Southern California	47	50	128	A	Boise St.	40	54
								89	H	SFA	65	80	128	H	Boise St.	72	83
								91	A	Utah	62	68	147	A	San Jose St.	80	76
													147	H	San Jose St.	70	72
													158	H	Saint Mary's (CA)	78	72
													184	A	UNLV	64	66
													184	H	UNLV	62	59
													204	A	Wyoming	59	83
													206	A	Portland St.	75	80
													207	A	New Mexico	67	87
													242	H	San Diego St.	70	69
													254	A	Colorado St.	70	75
													254	H	Colorado St.	74	63
													290	H	Utah St.	69	60
													307	H	Sacramento St.	83	72
													308	N	UTRGV	62	57
													311	A	Air Force	71	67
													311	H	Air Force	61	68
													312	H	Cal Poly	71	40
													324	A	Utah Valley	60	57
													350	H	Chicago St.	80	60
LAST 10 Division I																	
				184	H	UNLV	62	59				207	A	New Mexico	67	87	
				147	A	San Jose St.	80	76				184	A	UNLV	64	66	
				311	A	Air Force	71	67				242	H	San Diego St.	70	69	
				128	H	Boise St.	72	83				204	A	Wyoming	59	83	
				254	H	Colorado St.	74	63				290	H	Utah St.	69	60	

Non-Div I Games: Stanislaus St. 80 62

Nevada

■ Loss,
 ■ Non-Conf, S Site,
 ■ Home
 ■ Away
 N Neutral

New Hampshire

Through Games Of Feb. 12, 2020

Average RPI Win:	318	WON-LOST	WINNING	LAST 10	STRENGTH OF	OPP. STRENGTH	TEAM	ADJ.	CONF.	ADJ CONF.
Average RPI Loss:	163	RECORD	PCT. RANK	GAMES	SCHEDULE	OF SCHEDULE	RPI	RPI	RPI	RPI
DIV. I ONLY	6- 16	295	4-6	158	321	265	265	27	27	
DIV. I NON-CONF.	2- 9	304	0	167	249	290	290	27	27	
TOTALS	RPI 1-25	RPI 26-50	W-L RECORDS	RPI 51-100	RPI 101-150	RPI 150+				
6- 16	0- 2	0- 0	OVERALL	0- 2	0- 2	6- 10				
2- 7	0- 0	0- 0	HOME	0- 1	0- 1	2- 5				
4- 9	0- 2	0- 0	AWAY	0- 1	0- 1	4- 5				
0- 0	0- 0	0- 0	NEUTRAL	0- 0	0- 0	0- 0				
2- 9	0- 2	0- 0	NON-CONFERENCE	0- 0	0- 2	2- 5				
1- 3	0- 0	0- 0	HOME	0- 0	0- 1	1- 2				
1- 6	0- 2	0- 0	AWAY	0- 0	0- 1	1- 3				
0- 0	0- 0	0- 0	NEUTRAL	0- 0	0- 0	0- 0				
4- 7	0- 0	0- 0	CONFERENCE	0- 2	0- 0	4- 5				
1- 4	0- 0	0- 0	HOME	0- 1	0- 0	1- 3				
3- 3	0- 0	0- 0	AWAY	0- 1	0- 0	3- 2				
0- 0	0- 0	0- 0	NEUTRAL	0- 0	0- 0	0- 0				

RPI 1-25				RPI 26-50				RPI 51-100				RPI 101+ Team's RPI: 265			
RPI	S	Opponent	Score	RPI	S	Opponent	Score	RPI	S	Opponent	Score	RPI	S	Opponent	Score
6	A	Baylor	29 97					68	A	Stony Brook	50 52	130	A	Holy Cross	61 82
20	A	Princeton	37 77					68	H	Stony Brook	44 53	132	H	Boston U.	64 78
												151	A	Massachusetts	65 67
												179	H	Binghamton	53 63
												193	A	Dartmouth	47 66
												199	A	Merrimack	54 64
												211	H	Brown	68 76
												215	A	Maine	50 67
												225	A	UMass Lowell	53 58
												225	H	UMass Lowell	53 66
												292	H	North Dakota St.	61 67
												293	A	UMBC	72 63
												297	A	Vermont	59 51
												297	H	Vermont	42 44
												310	A	Albany (NY)	48 47
												314	A	Bryant	68 56
												344	H	Central Conn. St.	70 59
												349	H	Hartford	72 71
LAST 10 Division I															
297	H	Vermont	42 44	293	A	UMBC	72 63								
68	A	Stony Brook	50 52	310	A	Albany (NY)	48 47								
225	H	UMass Lowell	53 66	68	H	Stony Brook	44 53								
297	A	Vermont	59 51	215	A	Maine	50 67								
179	H	Binghamton	53 63	349	H	Hartford	72 71								

Non-Div I Games: Wheaton (MA) 89 44

New Hampshire

Loss, Non-Conf, S Site, H Home A Away N Neutral

New Mexico

Through Games Of Feb. 12, 2020

Average RPI Win:	234	WON-LOST	WINNING	LAST 10	STRENGTH OF	OPP. STRENGTH	TEAM	ADJ.	CONF.	ADJ CONF.
Average RPI Loss:	141	RECORD	PCT. RANK	GAMES	SCHEDULE	OF SCHEDULE	RPI	RPI	RPI	RPI
DIV. I ONLY	12- 13	188	4-6	184	181	207	207	17	17	
DIV. I NON-CONF.	8- 4	90	0	242	146	151	151	23	23	
TOTALS	RPI 1-25	RPI 26-50	W-L RECORDS	RPI 51-100	RPI 101-150	RPI 150+				
12- 13	0- 0	0- 1	OVERALL	0- 4	2- 3	10- 5				
7- 7	0- 0	0- 0	HOME	0- 2	1- 1	6- 4				
4- 5	0- 0	0- 1	AWAY	0- 1	0- 2	4- 1				
1- 1	0- 0	0- 0	NEUTRAL	0- 1	1- 0	0- 0				
8- 4	0- 0	0- 1	NON-CONFERENCE	0- 2	2- 0	6- 1				
5- 2	0- 0	0- 0	HOME	0- 1	1- 0	4- 1				
2- 1	0- 0	0- 1	AWAY	0- 0	0- 0	2- 0				
1- 1	0- 0	0- 0	NEUTRAL	0- 1	1- 0	0- 0				
4- 9	0- 0	0- 0	CONFERENCE	0- 2	0- 3	4- 4				
2- 5	0- 0	0- 0	HOME	0- 1	0- 1	2- 3				
2- 4	0- 0	0- 0	AWAY	0- 1	0- 2	2- 1				
0- 0	0- 0	0- 0	NEUTRAL	0- 0	0- 0	0- 0				

RPI S	Opponent	Score	RPI S	Opponent	Score	RPI S	Opponent	Score	RPI S	Opponent	Score	Team's RPI: 207
28	A Arizona St.	47 84	55	A Fresno St.	81 84	128	A Boise St.	82 83				
			55	H Fresno St.	78 84	133	N Missouri	71 68				
			60	N West Virginia	60 73	143	H Providence	86 68				
			65	H Ball St.	57 70	147	A San Jose St.	85 89				
						147	H San Jose St.	80 81				
						175	H Houston	81 71				
						184	H UNLV	51 68				
						186	H Northern Ariz.	83 76				
						204	A Wyoming	74 71				
						204	H Wyoming	66 73				
						216	A UTEP	93 78				
						242	A San Diego St.	74 75				
						242	H San Diego St.	58 67				
						251	H Nevada	87 67				
						254	H Colorado St.	73 62				
						281	H LMU (CA)	72 73				
						288	H UC Riverside	80 70				
						311	A Air Force	75 53				
						322	A New Mexico St.	86 67				
						322	H New Mexico St.	107 53				
LAST 10 Division I												
242	H San Diego St.	58 67	147	A San Jose St.	85 89							
204	A Wyoming	74 71	184	H UNLV	51 68							
55	H Fresno St.	78 84	254	H Colorado St.	73 62							
242	A San Diego St.	74 75	311	A Air Force	75 53							
251	H Nevada	87 67	55	A Fresno St.	81 84							

Non-Div I Games: Northern N.M. 92 44

New Mexico

Loss, Non-Conf, S Site, H Home A Away N Neutral

Average RPI Win:	317	WON-LOST	WINNING	LAST 10	STRENGTH OF	OPP. STRENGTH	TEAM	ADJ.	CONF.	ADJ CONF.
Average RPI Loss:	212	RECORD	PCT. RANK	GAMES	SCHEDULE	OF SCHEDULE	RPI	RPI	RPI	RPI
DIV. I ONLY	7- 15	271	5-5	322	336	322	322	31	31	
DIV. I NON-CONF.	2- 10	313	0	251	293	325	325	32	32	
TOTALS	RPI 1-25	RPI 26-50	W-L RECORDS	RPI 51-100	RPI 101-150	RPI 150+				
7- 15	0- 0	0- 1	OVERALL	0- 0	0- 1	7- 13				
5- 7	0- 0	0- 1	HOME	0- 0	0- 0	5- 6				
2- 6	0- 0	0- 0	AWAY	0- 0	0- 1	2- 5				
0- 2	0- 0	0- 0	NEUTRAL	0- 0	0- 0	0- 2				
2- 10	0- 0	0- 1	NON-CONFERENCE	0- 0	0- 1	2- 8				
1- 5	0- 0	0- 1	HOME	0- 0	0- 0	1- 4				
1- 3	0- 0	0- 0	AWAY	0- 0	0- 1	1- 2				
0- 2	0- 0	0- 0	NEUTRAL	0- 0	0- 0	0- 2				
5- 5	0- 0	0- 0	CONFERENCE	0- 0	0- 0	5- 5				
4- 2	0- 0	0- 0	HOME	0- 0	0- 0	4- 2				
1- 3	0- 0	0- 0	AWAY	0- 0	0- 0	1- 3				
0- 0	0- 0	0- 0	NEUTRAL	0- 0	0- 0	0- 0				

RPI 1-25				RPI 26-50				RPI 51-100				RPI 101+ Team's RPI: 322			
RPI	S	Opponent	Score	RPI	S	Opponent	Score	RPI	S	Opponent	Score	RPI	S	Opponent	Score
				28	H	Arizona St.	47 70					123	A	Abilene Christian	54 67
												164	N	Western Mich.	76 79
												187	H	Pepperdine	69 72
												207	A	New Mexico	53 107
												207	H	New Mexico	67 86
												216	A	UTEP	45 65
												216	H	UTEP	57 63
												219	A	CSU Bakersfield	59 60
												221	A	UMKC	52 56
												221	H	UMKC	50 55
												238	A	Grand Canyon	49 60
												288	H	UC Riverside	58 60
												291	H	California Baptist	57 56
												294	A	Denver	78 75
												308	H	UTRGV	76 75
												309	H	Seattle U	83 65
												315	N	Georgia St.	51 59
												319	H	Weber St.	77 47
												324	H	Utah Valley	54 58
												350	A	Chicago St.	73 60
												350	H	Chicago St.	80 56
LAST 10 Division I															
				221	H	UMKC	50 55	309	H	Seattle U	83 65				
				350	H	Chicago St.	80 56	324	H	Utah Valley	54 58				
				238	A	Grand Canyon	49 60	221	A	UMKC	52 56				
				219	A	CSU Bakersfield	59 60	350	A	Chicago St.	73 60				
				308	H	UTRGV	76 75	291	H	California Baptist	57 56				

Non-Div I Games: Western N.M. 75 56

New Mexico St.

■ Loss,
 ■ Non-Conf, S Site,
 ■ Home
 ■ Away
 N Neutral

New Orleans

Through Games Of Feb. 12, 2020

Average RPI Win:	256	WON-LOST	WINNING	LAST 10	STRENGTH OF	OPP. STRENGTH	TEAM	ADJ.	CONF.	ADJ CONF.
Average RPI Loss:	127	RECORD	PCT. RANK	GAMES	SCHEDULE	OF SCHEDULE	RPI	RPI	RPI	RPI
DIV. I ONLY	11- 10	160	7-3	170	253	159	159	23	23	
DIV. I NON-CONF.	2- 5	259	0	92	116	188	188	22	22	
TOTALS	RPI 1-25	RPI 26-50	W-L RECORDS	RPI 51-100	RPI 101-150	RPI 150+				
11- 10	0- 1	0- 2	OVERALL	1- 1	0- 2	10- 4				
6- 3	0- 0	0- 0	HOME	1- 0	0- 1	5- 2				
5- 7	0- 1	0- 2	AWAY	0- 1	0- 1	5- 2				
0- 0	0- 0	0- 0	NEUTRAL	0- 0	0- 0	0- 0				
2- 5	0- 1	0- 2	NON-CONFERENCE	0- 0	0- 0	2- 2				
1- 1	0- 0	0- 0	HOME	0- 0	0- 0	1- 1				
1- 4	0- 1	0- 2	AWAY	0- 0	0- 0	1- 1				
0- 0	0- 0	0- 0	NEUTRAL	0- 0	0- 0	0- 0				
9- 5	0- 0	0- 0	CONFERENCE	1- 1	0- 2	8- 2				
5- 2	0- 0	0- 0	HOME	1- 0	0- 1	4- 1				
4- 3	0- 0	0- 0	AWAY	0- 1	0- 1	4- 1				
0- 0	0- 0	0- 0	NEUTRAL	0- 0	0- 0	0- 0				

RPI 1-25				RPI 26-50				RPI 51-100				RPI 101+ Team's RPI: 159			
RPI	S	Opponent	Score	RPI	S	Opponent	Score	RPI	S	Opponent	Score	RPI	S	Opponent	Score
24	A	LSU	49 83	38	A	Arkansas	52 82	89	A	SFA	47 59	110	H	A&M-Corpus Christi	53 83
				42	A	Iowa St.	53 71	89	H	SFA	53 50	123	A	Abilene Christian	62 76
												157	H	Sam Houston St.	46 78
												166	H	Louisiana	60 65
												212	H	North Dakota	79 73
												220	A	Central Ark.	49 37
												220	H	Central Ark.	85 73
												224	A	Southeastern La.	57 73
												248	A	Lamar University	62 57
												277	H	Nicholls St.	77 65
												278	A	Ole Miss	69 64
												283	A	Incarinate Word	67 55
												296	A	Texas St.	49 51
												317	H	Houston Baptist	88 84
												334	H	McNeese	78 59
												335	A	Northwestern St.	77 63
LAST 10 Division I															
220	H	Central Ark.	85 73	277	H	Nicholls St.	77 65	110	H	A&M-Corpus Christi	53 83				
89	A	SFA	47 59	334	H	McNeese	78 59	283	A	Incarinate Word	67 55				
317	H	Houston Baptist	88 84	220	A	Central Ark.	49 37								
224	A	Southeastern La.	57 73												
335	A	Northwestern St.	77 63												

Non-Div I Games: Pensacola Christian91 31 Tougaloo 91 69

New Orleans

Loss, Non-Conf, S Site, H Home A Away N Neutral

Niagara

Through Games Of Feb. 12, 2020

Average RPI Win: 297	WON-LOST	WINNING	LAST 10	STRENGTH OF	OPP. STRENGTH	TEAM	ADJ.	CONF.	ADJ CONF.
Average RPI Loss: 162	RECORD	PCT. RANK	GAMES	SCHEDULE	OF SCHEDULE	RPI	RPI	RPI	RPI
DIV. I ONLY	7- 15	271	4-6	212	313	273	273	24	24
DIV. I NON-CONF.	2- 7	288	0	202	311	276	276	25	25
TOTALS	RPI 1-25	RPI 26-50	W-L RECORDS	RPI 51-100	RPI 101-150	RPI 150+			
7- 15	0- 0	0- 1	OVERALL	0- 3	0- 4	7- 7			
4- 5	0- 0	0- 0	HOME	0- 1	0- 2	4- 2			
3- 10	0- 0	0- 1	AWAY	0- 2	0- 2	3- 5			
0- 0	0- 0	0- 0	NEUTRAL	0- 0	0- 0	0- 0			
2- 7	0- 0	0- 1	NON-CONFERENCE	0- 1	0- 2	2- 3			
1- 1	0- 0	0- 0	HOME	0- 0	0- 1	1- 0			
1- 6	0- 0	0- 1	AWAY	0- 1	0- 1	1- 3			
0- 0	0- 0	0- 0	NEUTRAL	0- 0	0- 0	0- 0			
5- 8	0- 0	0- 0	CONFERENCE	0- 2	0- 2	5- 4			
3- 4	0- 0	0- 0	HOME	0- 1	0- 1	3- 2			
2- 4	0- 0	0- 0	AWAY	0- 1	0- 1	2- 2			
0- 0	0- 0	0- 0	NEUTRAL	0- 0	0- 0	0- 0			

RPI S	Opponent	Score	RPI S	Opponent	Score	RPI S	Opponent	Score	RPI S	Opponent	Score	Team's RPI: 273
47	A Rutgers	37 87	61	A Marist	57 82	107	A Rider	75 79	107	H Rider	55 71	
			61	H Marist	67 94	107	H Rider	55 71	119	H Buffalo	67 81	
			94	A Colgate	72 85	142	A Cornell	59 82	179	A Binghamton	55 74	
						226	H Fairfield	65 77	230	A Manhattan	65 68	
						245	A Iona	63 57	245	H Iona	58 70	
						255	A Howard	42 91	270	A Monmouth	73 70	
						276	A Siena	54 59	276	H Siena	68 61	
						282	H Oakland	77 63	285	A St. Bonaventure	67 71	
						327	H Saint Peter's	97 89	339	H Canisius	81 62	
						342	A Coppin St.	82 67				
LAST 10 Division I												
245	H Iona	58 70	107	H Rider	55 71							
226	H Fairfield	65 77	327	H Saint Peter's	97 89							
61	A Marist	57 82	270	A Monmouth	73 70							
276	A Siena	54 59	245	A Iona	63 57							
339	H Canisius	81 62	61	H Marist	67 94							

Non-Div I Games:

Niagara

Loss, Non-Conf, S Site, H Home A Away N Neutral

Average RPI Win: 294	WON-LOST	WINNING	LAST 10	STRENGTH OF	OPP. STRENGTH	TEAM	ADJ.	CONF.	ADJ CONF.
Average RPI Loss: 146	RECORD	PCT. RANK	GAMES	SCHEDULE	OF SCHEDULE	RPI	RPI	RPI	RPI
DIV. I ONLY	5- 16	309	4-6	181	231	277	277	23	23
DIV. I NON-CONF.	1- 6	318	0	49	50	239	239	22	22
TOTALS	RPI 1-25	RPI 26-50	W-L RECORDS	RPI 51-100	RPI 101-150	RPI 150+			
5- 16	0- 3	0- 0	OVERALL	0- 2	0- 3	5- 8			
2- 5	0- 0	0- 0	HOME	0- 1	0- 1	2- 3			
3- 10	0- 3	0- 0	AWAY	0- 1	0- 1	3- 5			
0- 1	0- 0	0- 0	NEUTRAL	0- 0	0- 1	0- 0			
1- 6	0- 3	0- 0	NON-CONFERENCE	0- 1	0- 1	1- 1			
1- 0	0- 0	0- 0	HOME	0- 0	0- 0	1- 0			
0- 5	0- 3	0- 0	AWAY	0- 1	0- 0	0- 1			
0- 1	0- 0	0- 0	NEUTRAL	0- 0	0- 1	0- 0			
4- 10	0- 0	0- 0	CONFERENCE	0- 1	0- 2	4- 7			
1- 5	0- 0	0- 0	HOME	0- 1	0- 1	1- 3			
3- 5	0- 0	0- 0	AWAY	0- 0	0- 1	3- 4			
0- 0	0- 0	0- 0	NEUTRAL	0- 0	0- 0	0- 0			

RPI 1-25				RPI 26-50				RPI 51-100				RPI 101+ Team's RPI: 277			
RPI	S	Opponent	Score	RPI	S	Opponent	Score	RPI	S	Opponent	Score	RPI	S	Opponent	Score
15	A	Indiana	47 111					85	A	Rice	47 71	110	A	A&M-Corpus Christi	49 55
22	A	TCU	47 72					89	H	SFA	61 78	112	N	North Florida	61 64
24	A	LSU	32 63									123	H	Abilene Christian	84 95
												157	A	Sam Houston St.	71 87
												157	H	Sam Houston St.	77 80
												159	A	New Orleans	65 77
												190	A	Jacksonville	55 72
												220	H	Central Ark.	46 53
												224	A	Southeastern La.	67 65
												248	A	Lamar University	62 60
												248	H	Lamar University	78 84
												283	A	Incarinate Word	51 53
												317	A	Houston Baptist	84 78
												334	H	McNeese	79 63
												335	A	Northwestern St.	54 58
												346	H	La.-Monroe	74 59
LAST 10 Division I															
248	A	Lamar University	62 60	317	A	Houston Baptist	84 78								
157	H	Sam Houston St.	77 80	220	H	Central Ark.	46 53								
89	H	SFA	61 78	335	A	Northwestern St.	54 58								
334	H	McNeese	79 63	224	A	Southeastern La.	67 65								
159	A	New Orleans	65 77	248	H	Lamar University	78 84								

Non-Div I Games: Southern-N.O. 94 61 Paul Quinn 101 68

Nicholls St.

■ Loss,
 ■ Non-Conf,
 ■ S Site,
 ■ Home
 ■ Away
 N Neutral

Average RPI Win:	248	WON-LOST	WINNING	LAST 10	STRENGTH OF	OPP. STRENGTH	TEAM	ADJ.	CONF.	ADJ CONF.
Average RPI Loss:	141	RECORD	PCT. RANK	GAMES	SCHEDULE	OF SCHEDULE	RPI	RPI	RPI	RPI
DIV. I ONLY	13- 8	98	8-2	248	288	170	170	29	29	
DIV. I NON-CONF.	5- 7	205	0-1	116	205	178	178	29	29	
TOTALS	RPI 1-25	RPI 26-50	W-L RECORDS	RPI 51-100	RPI 101-150	RPI 150+				
13- 8	0- 0	0- 0	OVERALL	0- 2	2- 4	11- 2				
7- 3	0- 0	0- 0	HOME	0- 1	1- 1	6- 1				
5- 4	0- 0	0- 0	AWAY	0- 0	0- 3	5- 1				
1- 1	0- 0	0- 0	NEUTRAL	0- 1	1- 0	0- 0				
5- 7	0- 0	0- 0	NON-CONFERENCE	0- 2	1- 3	4- 2				
2- 3	0- 0	0- 0	HOME	0- 1	0- 1	2- 1				
2- 3	0- 0	0- 0	AWAY	0- 0	0- 2	2- 1				
1- 1	0- 0	0- 0	NEUTRAL	0- 1	1- 0	0- 0				
8- 1	0- 0	0- 0	CONFERENCE	0- 0	1- 1	7- 0				
5- 0	0- 0	0- 0	HOME	0- 0	1- 0	4- 0				
3- 1	0- 0	0- 0	AWAY	0- 0	0- 1	3- 0				
0- 0	0- 0	0- 0	NEUTRAL	0- 0	0- 0	0- 0				

RPI 1-25				RPI 26-50				RPI 51-100				RPI 101+ Team's RPI: 170					
RPI	S	Opponent	Score	RPI	S	Opponent	Score	RPI	S	Opponent	Score	RPI	S	Opponent	Score		
								60	N	West Virginia	55	72	112	N	North Florida	57	54
								100	H	Liberty	48	67	114	H	Bethune-Cookman	61	51
													116	A	Richmond	69	77
													126	A	William & Mary	56	65
													140	A	N.C. A&T	39	53
													141	H	Robert Morris	62	69
													161	A	Hampton	77	56
													190	A	Jacksonville	71	64
													194	H	High Point	72	58
													198	H	La Salle	52	55
													246	A	Marshall	69	75
													255	A	Howard	83	80
													259	H	Longwood	49	46
													261	H	Delaware St.	65	57
													320	H	UMES	68	45
													321	A	N.C. Central	83	75
													342	A	Coppin St.	85	48
													345	H	Florida A&M	59	51
													348	H	South Carolina St.	76	42
LAST 10 Division I																	
				261	H	Delaware St.	65	57	320	H	UMES	68	45				
				321	A	N.C. Central	83	75	255	A	Howard	83	80				
				140	A	N.C. A&T	39	53	342	A	Coppin St.	85	48				
				345	H	Flornida A&M	59	51	114	H	Bethune-Cookman	61	51				
				348	H	South Carolina St.	76	42	116	A	Richmond	69	77				

Non-Div I Games: Virginia-Lynchburg 123 48

Norfolk St.

■ Loss,
 ■ Non-Conf,
 ■ S Site,
 ■ H Home
 ■ A Away
 N Neutral

Average RPI Win:	257	WON-LOST	WINNING	LAST 10	STRENGTH OF	OPP. STRENGTH	TEAM	ADJ.	CONF.	ADJ CONF.
Average RPI Loss:	111	RECORD	PCT. RANK	GAMES	SCHEDULE	OF SCHEDULE	RPI	RPI	RPI	RPI
DIV. I ONLY	15- 6	57	7-3	334	213	155	155	16	16	
DIV. I NON-CONF.	7- 3	80	0	346	332	220	220	15	15	
TOTALS	RPI 1-25	RPI 26-50	W-L RECORDS	RPI 51-100	RPI 101-150	RPI 150+				
15- 6	0- 2	0- 1	OVERALL	2- 0	1- 0	12- 3				
6- 2	0- 1	0- 0	HOME	1- 0	1- 0	4- 1				
5- 4	0- 1	0- 1	AWAY	1- 0	0- 0	4- 2				
4- 0	0- 0	0- 0	NEUTRAL	0- 0	0- 0	4- 0				
7- 3	0- 1	0- 1	NON-CONFERENCE	0- 0	0- 0	7- 1				
1- 1	0- 0	0- 0	HOME	0- 0	0- 0	1- 1				
2- 2	0- 1	0- 1	AWAY	0- 0	0- 0	2- 0				
4- 0	0- 0	0- 0	NEUTRAL	0- 0	0- 0	4- 0				
8- 3	0- 1	0- 0	CONFERENCE	2- 0	1- 0	5- 2				
5- 1	0- 1	0- 0	HOME	1- 0	1- 0	3- 0				
3- 2	0- 0	0- 0	AWAY	1- 0	0- 0	2- 2				
0- 0	0- 0	0- 0	NEUTRAL	0- 0	0- 0	0- 0				

RPI 1-25				RPI 26-50				RPI 51-100				RPI 101+ Team's RPI: 155			
RPI	S	Opponent	Score	RPI	S	Opponent	Score	RPI	S	Opponent	Score	RPI	S	Opponent	Score
8	A	Iowa	81 86	42	A	Iowa St.	72 80	100	A	Liberty	76 71	112	H	North Florida	54 51
25	H	FGCU	63 74					100	H	Liberty	86 75	173	H	Samford	63 79
												190	A	Jacksonville	56 67
												190	H	Jacksonville	76 65
												208	H	Stetson	68 57
												227	A	Kennesaw St.	56 59
												269	N	Alabama A&M	80 65
												274	A	Lipscomb	84 72
												274	H	Lipscomb	91 58
												303	N	UC Irvine	88 60
												323	A	Alabama St.	81 60
												330	A	NJIT	57 55
												338	N	SIUE	85 67
												340	A	Tennessee St.	88 63
												348	N	South Carolina St.	99 46
												351	H	Mississippi Val.	86 60
LAST 10 Division I															
274	H	Lipscomb	91 58	208	H	Stetson	68 57								
100	H	Liberty	86 75	25	H	FGCU	63 74								
330	A	NJIT	57 55	100	A	Liberty	76 71								
190	A	Jacksonville	56 67	274	A	Lipscomb	84 72								
227	A	Kennesaw St.	56 59	190	H	Jacksonville	76 65								

Non-Div I Games: Virginia-Lynchburg 128 26 Oakwood 120 38

North Ala.

Loss, Non-Conf, S Site, H Home A Away N Neutral

North Carolina

Through Games Of Feb. 12, 2020

Average RPI Win:	177	WON-LOST	WINNING	LAST 10	STRENGTH OF	OPP. STRENGTH	TEAM	ADJ.	CONF.	ADJ CONF.
Average RPI Loss:	32	RECORD	PCT. RANK	GAMES	SCHEDULE	OF SCHEDULE	RPI	RPI	RPI	RPI
DIV. I ONLY	16- 8	72	5-5	115	17	81	81	5	5	
DIV. I NON-CONF.	9- 2	37	0	332	76	144	144	3	3	
TOTALS	RPI 1-25	RPI 26-50	W-L RECORDS	RPI 51-100	RPI 101-150	RPI 150+				
16- 8	1- 3	0- 4	OVERALL	5- 1	2- 0	8- 0				
11- 3	1- 1	0- 2	HOME	2- 0	1- 0	7- 0				
2- 5	0- 2	0- 2	AWAY	2- 1	0- 0	0- 0				
3- 0	0- 0	0- 0	NEUTRAL	1- 0	1- 0	1- 0				
9- 2	0- 0	0- 1	NON-CONFERENCE	1- 1	2- 0	6- 0				
6- 1	0- 0	0- 1	HOME	0- 0	1- 0	5- 0				
0- 1	0- 0	0- 0	AWAY	0- 1	0- 0	0- 0				
3- 0	0- 0	0- 0	NEUTRAL	1- 0	1- 0	1- 0				
7- 6	1- 3	0- 3	CONFERENCE	4- 0	0- 0	2- 0				
5- 2	1- 1	0- 1	HOME	2- 0	0- 0	2- 0				
2- 4	0- 2	0- 2	AWAY	2- 0	0- 0	0- 0				
0- 0	0- 0	0- 0	NEUTRAL	0- 0	0- 0	0- 0				

RPI S	Opponent	Score	RPI S	Opponent	Score	RPI S	Opponent	Score	RPI S	Opponent	Score
12	H Louisville	67 74	33	A Virginia Tech	70 76	51	A Virginia	65 47	133	N Missouri	82 69
14	A NC State	68 76	33	H Virginia Tech	63 72	51	H Virginia	78 68	139	H Elon	76 46
14	H NC State	66 60	36	A Duke	61 71	67	A Alabama	77 83	172	H Illinois	85 60
23	A Florida St.	64 78	41	H Yale	63 66	75	H Miami (FL)	78 58	195	H Clemson	86 72
						76	N Temple	71 58	264	N UNCW	85 45
						87	A Georgia Tech	67 60	279	H Pittsburgh	70 62
									295	H Navy	80 40
									321	H N.C. Central	92 53
									337	H Western Caro.	92 55
									343	H Charleston So.	85 54
LAST 10 Division I											
33	H Virginia Tech	63 72	87	A Georgia Tech	67 60						
36	A Duke	61 71	12	H Louisville	67 74						
195	H Clemson	86 72	75	H Miami (FL)	78 58						
51	H Virginia	78 68	23	A Florida St.	64 78						
14	A NC State	68 76	14	H NC State	66 60						

Non-Div I Games:

North Carolina

Loss, Non-Conf, S Site, H Home A Away N Neutral

North Dakota

Through Games Of Feb. 12, 2020

Average RPI Win:	274	WON-LOST	WINNING	LAST 10	STRENGTH OF	OPP. STRENGTH	TEAM	ADJ.	CONF.	ADJ CONF.
Average RPI Loss:	160	RECORD	PCT. RANK	GAMES	SCHEDULE	OF SCHEDULE	RPI	RPI	RPI	RPI
DIV. I ONLY	12- 10	146	4-6	315	235	212	212	19	19	
DIV. I NON-CONF.	7- 4	100	0	254	281	127	127	18	18	
TOTALS	RPI 1-25	RPI 26-50	W-L RECORDS	RPI 51-100	RPI 101-150	RPI 150+				
12- 10	0- 1	0- 1	OVERALL	0- 2	0- 0	12- 6				
5- 4	0- 0	0- 1	HOME	0- 1	0- 0	5- 2				
7- 6	0- 1	0- 0	AWAY	0- 1	0- 0	7- 4				
0- 0	0- 0	0- 0	NEUTRAL	0- 0	0- 0	0- 0				
7- 4	0- 1	0- 0	NON-CONFERENCE	0- 1	0- 0	7- 2				
2- 1	0- 0	0- 0	HOME	0- 1	0- 0	2- 0				
5- 3	0- 1	0- 0	AWAY	0- 0	0- 0	5- 2				
0- 0	0- 0	0- 0	NEUTRAL	0- 0	0- 0	0- 0				
5- 6	0- 0	0- 1	CONFERENCE	0- 1	0- 0	5- 4				
3- 3	0- 0	0- 1	HOME	0- 0	0- 0	3- 2				
2- 3	0- 0	0- 0	AWAY	0- 1	0- 0	2- 2				
0- 0	0- 0	0- 0	NEUTRAL	0- 0	0- 0	0- 0				

RPI 1-25				RPI 26-50				RPI 51-100				RPI 101+ Team's RPI: 212			
RPI	S	Opponent	Score	RPI	S	Opponent	Score	RPI	S	Opponent	Score	RPI	S	Opponent	Score
21	A	Arizona	42 74	40	H	South Dakota	46 93	64	A	South Dakota St.	64 99	159	A	New Orleans	73 79
								79	H	Illinois St.	58 66	176	H	Rhode Island	67 61
												185	H	Valparaiso	65 63
												209	A	Oral Roberts	52 75
												209	H	Oral Roberts	72 86
												210	H	Western Ill.	77 71
												231	A	SMU	51 66
												234	A	Milwaukee	66 58
												238	A	Grand Canyon	78 76
												292	A	North Dakota St.	82 92
												294	A	Denver	90 82
												294	H	Denver	81 91
												299	A	Ga. Southern	69 56
												304	H	Omaha	63 57
												329	A	Purdue Fort Wayne	63 49
												329	H	Purdue Fort Wayne	91 85
												343	A	Charleston So.	73 57
												348	A	South Carolina St.	95 53
LAST 10 Division I															
				40	H	South Dakota	46 93			292	A	North Dakota St.	82 92		
				209	H	Oral Roberts	72 86			64	A	South Dakota St.	64 99		
				329	A	Purdue Fort Wayne	63 49			209	A	Oral Roberts	52 75		
				210	H	Western Ill.	77 71			304	H	Omaha	63 57		
				294	H	Denver	81 91			329	H	Purdue Fort Wayne	91 85		

Non-Div I Games: Northland 118 35 Mayville St. 83 52

North Dakota

Loss, Non-Conf, S Site, H Home A Away N Neutral

Average RPI Win:	281	WON-LOST	WINNING	LAST 10	STRENGTH OF	OPP. STRENGTH	TEAM	ADJ.	CONF.	ADJ CONF.
Average RPI Loss:	140	RECORD	PCT. RANK	GAMES	SCHEDULE	OF SCHEDULE	RPI	RPI	RPI	RPI
DIV. I ONLY	5- 16	309	4-6	215	141	292	292	19	19	
DIV. I NON-CONF.	1- 9	326	0	142	31	288	288	18	18	
TOTALS	RPI 1-25	RPI 26-50	W-L RECORDS	RPI 51-100	RPI 101-150	RPI 150+				
5- 16	0- 0	0- 5	OVERALL	0- 1	0- 2	5- 8				
2- 8	0- 0	0- 2	HOME	0- 0	0- 1	2- 5				
3- 8	0- 0	0- 3	AWAY	0- 1	0- 1	3- 3				
0- 0	0- 0	0- 0	NEUTRAL	0- 0	0- 0	0- 0				
1- 9	0- 0	0- 4	NON-CONFERENCE	0- 0	0- 2	1- 3				
0- 5	0- 0	0- 1	HOME	0- 0	0- 1	0- 3				
1- 4	0- 0	0- 3	AWAY	0- 0	0- 1	1- 0				
0- 0	0- 0	0- 0	NEUTRAL	0- 0	0- 0	0- 0				
4- 7	0- 0	0- 1	CONFERENCE	0- 1	0- 0	4- 5				
2- 3	0- 0	0- 1	HOME	0- 0	0- 0	2- 2				
2- 4	0- 0	0- 0	AWAY	0- 1	0- 0	2- 3				
0- 0	0- 0	0- 0	NEUTRAL	0- 0	0- 0	0- 0				

RPI 1-25				RPI 26-50				RPI 51-100				RPI 101+ Team's RPI: 292			
RPI	S	Opponent	Score	RPI	S	Opponent	Score	RPI	S	Opponent	Score	RPI	S	Opponent	Score
				35	A	Creighton	59 70	64	A	South Dakota St.	52 60	131	H	Wisconsin	63 64
				40	H	South Dakota	36 80					144	A	Northeastern	61 72
				42	H	Iowa St.	58 86					169	H	Northern Ill.	68 74
				43	A	Bradley	64 70					185	H	Valparaiso	54 66
				48	A	UNI	63 95					204	H	Wyoming	57 66
												209	A	Oral Roberts	62 70
												209	H	Oral Roberts	76 80
												210	A	Western Ill.	79 86
												210	H	Western Ill.	78 79
												212	H	North Dakota	92 82
												265	A	New Hampshire	67 61
												294	A	Denver	82 91
												294	H	Denver	85 80
												304	A	Omaha	74 65
												329	A	Purdue Fort Wayne	58 44
LAST 10 Division I															
				209	H	Oral Roberts	76 80	64	A	South Dakota St.	52 60				
				304	A	Omaha	74 65	212	H	North Dakota	92 82				
				210	A	Western Ill.	79 86	40	H	South Dakota	36 80				
				329	A	Purdue Fort Wayne	58 44	209	A	Oral Roberts	62 70				
				294	H	Denver	85 80	210	H	Western Ill.	78 79				

Non-Div I Games: Waldorf 92 26 Mayville St. 97 59

North Dakota St.

North Florida

Through Games Of Feb. 12, 2020

Average RPI Win: 220	WON-LOST	WINNING	LAST 10	STRENGTH OF	OPP. STRENGTH	TEAM	ADJ.	CONF.	ADJ CONF.
Average RPI Loss: 111	RECORD	PCT. RANK	GAMES	SCHEDULE	OF SCHEDULE	RPI	RPI	RPI	RPI
DIV. I ONLY	11- 11	174	6-4	92	162	112	112	16	16
DIV. I NON-CONF.	5- 6	187	0	57	125	90	90	15	15
TOTALS	RPI 1-25	RPI 26-50	W-L RECORDS	RPI 51-100	RPI 101-150	RPI 150+			
11- 11	0- 4	0- 0	OVERALL	1- 2	2- 1	8- 4			
4- 2	0- 1	0- 0	HOME	1- 0	1- 0	2- 1			
5- 7	0- 3	0- 0	AWAY	0- 1	0- 1	5- 2			
2- 2	0- 0	0- 0	NEUTRAL	0- 1	1- 0	1- 1			
5- 6	0- 2	0- 0	NON-CONFERENCE	0- 2	2- 1	3- 1			
1- 0	0- 0	0- 0	HOME	0- 0	1- 0	0- 0			
2- 4	0- 2	0- 0	AWAY	0- 1	0- 1	2- 0			
2- 2	0- 0	0- 0	NEUTRAL	0- 1	1- 0	1- 1			
6- 5	0- 2	0- 0	CONFERENCE	1- 0	0- 0	5- 3			
3- 2	0- 1	0- 0	HOME	1- 0	0- 0	2- 1			
3- 3	0- 1	0- 0	AWAY	0- 0	0- 0	3- 2			
0- 0	0- 0	0- 0	NEUTRAL	0- 0	0- 0	0- 0			

RPI 1-25				RPI 26-50				RPI 51-100				RPI 101+ Team's RPI: 112			
RPI	S	Opponent	Score	RPI	S	Opponent	Score	RPI	S	Opponent	Score	RPI	S	Opponent	Score
15	A	Indiana	45 72					61	N	Marist	54 69	107	N	Rider	80 70
23	A	Florida St.	41 70					75	A	Miami (FL)	55 78	130	H	Holy Cross	80 60
25	A	FGCU	65 76					100	H	Liberty	65 50	131	A	Wisconsin	62 75
25	H	FGCU	50 72									155	A	North Ala.	51 54
												170	N	Norfolk St.	54 57
												190	A	Jacksonville	70 64
												208	H	Stetson	52 60
												227	A	Kennesaw St.	64 55
												227	H	Kennesaw St.	57 33
												269	A	Alabama A&M	73 64
												274	A	Lipscomb	68 60
												277	N	Nicholls St.	64 61
												286	A	FIU	64 49
												330	A	NJIT	56 60
												330	H	NJIT	71 48
LAST 10 Division I															
330	A	NJIT	56 60	274	A	Lipscomb	68 60								
25	A	FGCU	65 76	190	A	Jacksonville	70 64								
208	H	Stetson	52 60	25	H	FGCU	50 72								
227	H	Kennesaw St.	57 33	330	H	NJIT	71 48								
100	H	Liberty	65 50	227	A	Kennesaw St.	64 55								

Non-Div I Games: Warner 110 46 Edward Waters 80 51

North Florida

Loss, Non-Conf, S Site, H Home A Away N Neutral

North Texas

Through Games Of Feb. 12, 2020

Average RPI Win:	227	WON-LOST	WINNING	LAST 10	STRENGTH OF	OPP. STRENGTH	TEAM	ADJ.	CONF.	ADJ CONF.
Average RPI Loss:	161	RECORD	PCT. RANK	GAMES	SCHEDULE	OF SCHEDULE	RPI	RPI	RPI	RPI
DIV. I ONLY	7- 13	261	2-8	183	175	262	262	13	13	
DIV. I NON-CONF.	4- 5	195	0	171	283	215	215	14	14	
TOTALS	RPI 1-25	RPI 26-50	W-L RECORDS	RPI 51-100	RPI 101-150	RPI 150+				
7- 13	0- 1	1- 1	OVERALL	0- 2	0- 2	6- 7				
5- 6	0- 0	1- 0	HOME	0- 2	0- 2	4- 2				
2- 5	0- 0	0- 0	AWAY	0- 0	0- 0	2- 5				
0- 2	0- 1	0- 1	NEUTRAL	0- 0	0- 0	0- 0				
4- 5	0- 1	0- 1	NON-CONFERENCE	0- 0	0- 1	4- 2				
3- 1	0- 0	0- 0	HOME	0- 0	0- 1	3- 0				
1- 2	0- 0	0- 0	AWAY	0- 0	0- 0	1- 2				
0- 2	0- 1	0- 1	NEUTRAL	0- 0	0- 0	0- 0				
3- 8	0- 0	1- 0	CONFERENCE	0- 2	0- 1	2- 5				
2- 5	0- 0	1- 0	HOME	0- 2	0- 1	1- 2				
1- 3	0- 0	0- 0	AWAY	0- 0	0- 0	1- 3				
0- 0	0- 0	0- 0	NEUTRAL	0- 0	0- 0	0- 0				

RPI 1-25				RPI 26-50				RPI 51-100				RPI 101+				Team's RPI: 262	
RPI	S	Opponent	Score	RPI	S	Opponent	Score	RPI	S	Opponent	Score	RPI	S	Opponent	Score		
14	N	NC State	65 76	30	H	Western Ky.	61 54	62	H	Middle Tenn.	60 80	113	H	UAB	50 51		
				37	N	Texas	57 63					120	H	UT Arlington	49 68		
												166	H	Louisiana	69 66		
												177	A	Fla. Atlantic	78 84		
												180	A	Hawaii	66 60		
												216	A	UTEP	63 67		
												219	A	CSU Bakersfield	52 61		
												223	H	Southern Miss.	57 65		
												241	H	Louisiana Tech	74 69		
												246	H	Marshall	59 68		
												286	A	FIU	56 58		
												290	A	Utah St.	55 66		
												298	A	UTSA	79 55		
												326	H	Alcorn	67 31		
												346	H	La.-Monroe	63 51		
LAST 10 Division I																	
				113	H	UAB	50 51					241	H	Louisiana Tech	74 69		
				62	H	Middle Tenn.	60 80					223	H	Southern Miss.	57 65		
				85	H	Rice	52 67					177	A	Fla. Atlantic	78 84		
				216	A	UTEP	63 67					286	A	FIU	56 58		
				298	A	UTSA	79 55					246	H	Marshall	59 68		

Non-Div I Games: Mid-Amer. Christian59 61 Xavier (LA) 68 31 Tex. A&M-Texarkana 114 54

North Texas

Loss, Non-Conf, S Site, H Home A Away N Neutral

Northeastern

Through Games Of Feb. 12, 2020

Average RPI Win:	225	WON-LOST	WINNING	LAST 10	STRENGTH OF	OPP. STRENGTH	TEAM	ADJ.	CONF.	ADJ CONF.
Average RPI Loss:	76	RECORD	PCT. RANK	GAMES	SCHEDULE	OF SCHEDULE	RPI	RPI	RPI	RPI
DIV. I ONLY	10- 12	208	5-5	62	131	144	144	14	14	
DIV. I NON-CONF.	4- 7	225	0	25	104	120	120	13	13	
TOTALS	RPI 1-25	RPI 26-50	W-L RECORDS	RPI 51-100	RPI 101-150	RPI 150+				
10- 12	0- 2	0- 3	OVERALL	1- 3	2- 2	7- 2				
7- 5	0- 0	0- 2	HOME	0- 2	2- 0	5- 1				
3- 7	0- 2	0- 1	AWAY	1- 1	0- 2	2- 1				
0- 0	0- 0	0- 0	NEUTRAL	0- 0	0- 0	0- 0				
4- 7	0- 2	0- 2	NON-CONFERENCE	1- 1	0- 2	3- 0				
2- 3	0- 0	0- 2	HOME	0- 1	0- 0	2- 0				
2- 4	0- 2	0- 0	AWAY	1- 0	0- 2	1- 0				
0- 0	0- 0	0- 0	NEUTRAL	0- 0	0- 0	0- 0				
6- 5	0- 0	0- 1	CONFERENCE	0- 2	2- 0	4- 2				
5- 2	0- 0	0- 0	HOME	0- 1	2- 0	3- 1				
1- 3	0- 0	0- 1	AWAY	0- 1	0- 0	1- 1				
0- 0	0- 0	0- 0	NEUTRAL	0- 0	0- 0	0- 0				

RPI 1-25				RPI 26-50				RPI 51-100				RPI 101+ Team's RPI: 144			
RPI	S	Opponent	Score	RPI	S	Opponent	Score	RPI	S	Opponent	Score	RPI	S	Opponent	Score
2	A	Oregon	47 89	40	H	South Dakota	76 80	54	A	Drexel	41 50	101	A	Fordham	58 74
17	A	Central Mich.	63 79	41	H	Yale	63 78	54	H	Drexel	51 67	126	H	William & Mary	61 55
				44	A	James Madison	54 67	59	H	Dayton	60 71	132	A	Boston U.	56 72
								98	A	Harvard	46 44	139	H	Elon	68 65
												183	A	Towson	68 81
												188	A	Delaware	72 62
												188	H	Delaware	69 81
												215	A	Maine	66 58
												258	H	Col. of Charleston	72 68
												264	H	UNCW	63 61
												292	H	North Dakota St.	72 61
												316	H	Hofstra	74 51
												349	H	Hartford	60 47
LAST 10 Division I															
				54	H	Drexel	51 67	183	A	Towson	68 81				
				188	H	Delaware	69 81	126	H	William & Mary	61 55				
				264	H	UNCW	63 61	139	H	Elon	68 65				
				258	H	Col. of Charleston	72 68	188	A	Delaware	72 62				
				44	A	James Madison	54 67	54	A	Drexel	41 50				

Non-Div I Games:

Northeastern

■ Loss,
 ■ Non-Conf, S Site,
 ■ Home
 ■ Away
 N Neutral

Average RPI Win:	253	WON-LOST	WINNING	LAST 10	STRENGTH OF	OPP. STRENGTH	TEAM	ADJ.	CONF.	ADJ CONF.
Average RPI Loss:	148	RECORD	PCT. RANK	GAMES	SCHEDULE	OF SCHEDULE	RPI	RPI	RPI	RPI
DIV. I ONLY	12- 10	146	8-2	239	254	186	186	18	18	
DIV. I NON-CONF.	3- 6	235	0	106	251	195	195	17	17	
TOTALS	RPI 1-25	RPI 26-50	W-L RECORDS	RPI 51-100	RPI 101-150	RPI 150+				
12- 10	0- 1	0- 0	OVERALL	0- 3	2- 0	10- 6				
5- 4	0- 0	0- 0	HOME	0- 1	0- 0	5- 3				
6- 5	0- 0	0- 0	AWAY	0- 2	1- 0	5- 3				
1- 1	0- 1	0- 0	NEUTRAL	0- 0	1- 0	0- 0				
3- 6	0- 1	0- 0	NON-CONFERENCE	0- 2	1- 0	2- 3				
1- 1	0- 0	0- 0	HOME	0- 0	0- 0	1- 1				
1- 4	0- 0	0- 0	AWAY	0- 2	0- 0	1- 2				
1- 1	0- 1	0- 0	NEUTRAL	0- 0	1- 0	0- 0				
9- 4	0- 0	0- 0	CONFERENCE	0- 1	1- 0	8- 3				
4- 3	0- 0	0- 0	HOME	0- 1	0- 0	4- 2				
5- 1	0- 0	0- 0	AWAY	0- 0	1- 0	4- 1				
0- 0	0- 0	0- 0	NEUTRAL	0- 0	0- 0	0- 0				

RPI S	Opponent	Score	RPI S	Opponent	Score	RPI S	Opponent	Score	RPI S	Opponent	Score	Team's RPI: 186
13 N	Oregon St.	57 91				55 A	Fresno St.	66 83	121 A	Idaho	71 70	
						85 A	Rice	57 71	147 N	San Jose St.	67 64	
						90 H	Montana St.	64 72	165 H	UC Davis	61 71	
									168 H	Southern Utah	84 76	
									174 H	Montana	71 79	
									197 A	Idaho St.	70 59	
									197 H	Idaho St.	76 79	
									206 A	Portland St.	54 66	
									207 A	New Mexico	76 83	
									213 H	Northern Colo.	72 45	
									291 A	California Baptist	79 98	
									306 A	Eastern Wash.	70 62	
									307 A	Sacramento St.	85 65	
									307 H	Sacramento St.	114 107	
									309 H	Seattle U	88 80	
									317 A	Houston Baptist	79 62	
									319 A	Weber St.	88 82	
									319 H	Weber St.	92 61	
LAST 10 Division I												
319 H	Weber St.	92 61	206 A	Portland St.	54 66							
197 H	Idaho St.	76 79	213 H	Northern Colo.	72 45							
306 A	Eastern Wash.	70 62	168 H	Southern Utah	84 76							
121 A	Idaho	71 70	197 A	Idaho St.	70 59							
307 A	Sacramento St.	85 65	307 H	Sacramento St.	114 107							

Non-Div I Games:

Northern Ariz.

Average RPI Win:	249	WON-LOST	WINNING	LAST 10	STRENGTH OF	OPP. STRENGTH	TEAM	ADJ.	CONF.	ADJ CONF.
Average RPI Loss:	172	RECORD	PCT. RANK	GAMES	SCHEDULE	OF SCHEDULE	RPI	RPI	RPI	RPI
DIV. I ONLY	10- 11	196	5-5	276	183	213	213	18	18	
DIV. I NON-CONF.	4- 5	195	0	220	134	183	183	17	17	
TOTALS	RPI 1-25	RPI 26-50	W-L RECORDS	RPI 51-100	RPI 101-150	RPI 150+				
10- 11	0- 2	0- 0	OVERALL	0- 1	0- 1	10- 7				
3- 5	0- 0	0- 0	HOME	0- 0	0- 1	3- 4				
7- 6	0- 2	0- 0	AWAY	0- 1	0- 0	7- 3				
0- 0	0- 0	0- 0	NEUTRAL	0- 0	0- 0	0- 0				
4- 5	0- 2	0- 0	NON-CONFERENCE	0- 0	0- 0	4- 3				
1- 2	0- 0	0- 0	HOME	0- 0	0- 0	1- 2				
3- 3	0- 2	0- 0	AWAY	0- 0	0- 0	3- 1				
0- 0	0- 0	0- 0	NEUTRAL	0- 0	0- 0	0- 0				
6- 6	0- 0	0- 0	CONFERENCE	0- 1	0- 1	6- 4				
2- 3	0- 0	0- 0	HOME	0- 0	0- 1	2- 2				
4- 3	0- 0	0- 0	AWAY	0- 1	0- 0	4- 2				
0- 0	0- 0	0- 0	NEUTRAL	0- 0	0- 0	0- 0				

RPI 1-25				RPI 26-50				RPI 51-100				RPI 101+ Team's RPI: 213			
RPI	S	Opponent	Score	RPI	S	Opponent	Score	RPI	S	Opponent	Score	RPI	S	Opponent	Score
5	A	UCLA	58 92					90	A	Montana St.	58 91	121	H	Idaho	46 57
10	A	Stanford	36 90									168	H	Southern Utah	55 68
												174	A	Montana	67 58
												186	A	Northern Ariz.	45 72
												197	A	Idaho St.	39 59
												204	A	Wyoming	46 44
												206	A	Portland St.	78 51
												206	H	Portland St.	77 58
												229	A	Chattanooga	59 42
												231	A	SMU	61 52
												243	H	San Francisco	83 90
												254	H	Colorado St.	58 75
												294	A	Denver	55 74
												306	H	Eastern Wash.	63 42
												307	A	Sacramento St.	73 63
												311	H	Air Force	72 62
												319	A	Weber St.	69 65
												319	H	Weber St.	60 65
LAST 10 Division I															
206	A	Portland St.	78 51	121	H	Idaho	46 57								
168	H	Southern Utah	55 68	186	A	Northern Ariz.	45 72								
319	A	Weber St.	69 65	307	A	Sacramento St.	73 63								
197	A	Idaho St.	39 59	319	H	Weber St.	60 65								
306	H	Eastern Wash.	63 42	174	A	Montana	67 58								

Non-Div I Games:

Northern Colo.

■ Loss,
■ Non-Conf, S Site,
■ Home
■ Away
N Neutral

Average RPI Win:	211	WON-LOST	WINNING	LAST 10	STRENGTH OF	OPP. STRENGTH	TEAM	ADJ.	CONF.	ADJ CONF.
Average RPI Loss:	94	RECORD	PCT. RANK	GAMES	SCHEDULE	OF SCHEDULE	RPI	RPI	RPI	RPI
DIV. I ONLY	8- 14	256	4-6	76	116	169	169	10	10	
DIV. I NON-CONF.	4- 7	225	0	62	172	154	154	10	10	
TOTALS	RPI 1-25	RPI 26-50	W-L RECORDS	RPI 51-100	RPI 101-150	RPI 150+				
8- 14	0- 1	0- 3	OVERALL	0- 5	1- 1	7- 4				
3- 6	0- 0	0- 1	HOME	0- 3	1- 1	2- 1				
4- 7	0- 1	0- 1	AWAY	0- 2	0- 0	4- 3				
1- 1	0- 0	0- 1	NEUTRAL	0- 0	0- 0	1- 0				
4- 7	0- 0	0- 3	NON-CONFERENCE	0- 3	0- 0	4- 1				
1- 3	0- 0	0- 1	HOME	0- 2	0- 0	1- 0				
2- 3	0- 0	0- 1	AWAY	0- 1	0- 0	2- 1				
1- 1	0- 0	0- 1	NEUTRAL	0- 0	0- 0	1- 0				
4- 7	0- 1	0- 0	CONFERENCE	0- 2	1- 1	3- 3				
2- 3	0- 0	0- 0	HOME	0- 1	1- 1	1- 1				
2- 4	0- 1	0- 0	AWAY	0- 1	0- 0	2- 2				
0- 0	0- 0	0- 0	NEUTRAL	0- 0	0- 0	0- 0				

RPI	S	Opponent	Score	RPI	S	Opponent	Score	RPI	S	Opponent	Score	RPI	S	Opponent	Score	Team's RPI: 169
17	A	Central Mich.	60 66	29	H	Drake	49 73	52	A	Ohio	67 87	104	H	Kent St.	71 79	
				39	A	Purdue	63 68	52	H	Ohio	79 85	119	H	Buffalo	64 63	
				40	N	South Dakota	48 91	79	A	Illinois St.	66 69	152	H	Toledo	51 63	
								83	H	Southern Ill.	61 80	160	A	Eastern Mich.	55 62	
								98	H	Harvard	53 59	162	N	Tennessee Tech	82 74	
												181	A	Miami (OH)	64 66	
												181	H	Miami (OH)	86 84	
												201	A	Akron	70 65	
												222	H	Eastern Ill.	61 48	
												234	A	Milwaukee	65 78	
												254	A	Colorado St.	80 75	
												260	A	Bowling Green	92 87	
												292	A	North Dakota St.	74 68	
LAST 10 Division I																
181	H	Miami (OH)	86 84	52	H	Ohio	79 85									
260	A	Bowling Green	92 87	201	A	Akron	70 65									
17	A	Central Mich.	60 66	104	H	Kent St.	71 79									
119	H	Buffalo	64 63	152	H	Toledo	51 63									
160	A	Eastern Mich.	55 62	181	A	Miami (OH)	64 66									

Non-Div I Games:

Northern Ill.

■ Loss,
 ■ Non-Conf,
 ■ S Site,
 ■ H Home
 ■ A Away
 N Neutral

Northern Ky.

Through Games Of Feb. 12, 2020

Average RPI Win:	265	WON-LOST	WINNING	LAST 10	STRENGTH OF	OPP. STRENGTH	TEAM	ADJ.	CONF.	ADJ CONF.
Average RPI Loss:	144	RECORD	PCT. RANK	GAMES	SCHEDULE	OF SCHEDULE	RPI	RPI	RPI	RPI
DIV. I ONLY	14- 10	119	6-4	289	220	202	202	22	22	
DIV. I NON-CONF.	6- 5	151	0	317	170	229	229	20	20	
TOTALS	RPI 1-25	RPI 26-50	W-L RECORDS	RPI 51-100	RPI 101-150	RPI 150+				
14- 10	0- 1	0- 0	OVERALL	0- 3	1- 1	13- 5				
8- 4	0- 1	0- 0	HOME	0- 1	1- 0	7- 2				
5- 6	0- 0	0- 0	AWAY	0- 2	0- 1	5- 3				
1- 0	0- 0	0- 0	NEUTRAL	0- 0	0- 0	1- 0				
6- 5	0- 1	0- 0	NON-CONFERENCE	0- 2	0- 0	6- 2				
3- 2	0- 1	0- 0	HOME	0- 1	0- 0	3- 0				
2- 3	0- 0	0- 0	AWAY	0- 1	0- 0	2- 2				
1- 0	0- 0	0- 0	NEUTRAL	0- 0	0- 0	1- 0				
8- 5	0- 0	0- 0	CONFERENCE	0- 1	1- 1	7- 3				
5- 2	0- 0	0- 0	HOME	0- 0	1- 0	4- 2				
3- 3	0- 0	0- 0	AWAY	0- 1	0- 1	3- 1				
0- 0	0- 0	0- 0	NEUTRAL	0- 0	0- 0	0- 0				

RPI	S	Opponent	Score	RPI	S	Opponent	Score	RPI	S	Opponent	Score	RPI	S	Opponent	Score	Team's RPI: 202
12	H	Louisville	57 85					53	A	IUPUI	61 89	138	A	Green Bay	44 65	
								56	A	Belmont	45 62	138	H	Green Bay	63 43	
								96	H	Saint Louis	42 67	156	H	Wright St.	55 63	
												191	A	Cleveland St.	62 66	
												191	H	Cleveland St.	68 73	
												220	H	Central Ark.	72 56	
												234	A	Milwaukee	61 49	
												234	H	Milwaukee	61 37	
												247	A	Youngstown St.	59 55	
												247	H	Youngstown St.	75 56	
												266	H	Wofford	80 72	
												272	A	Eastern Ky.	62 69	
												274	A	Lipscomb	69 71	
												282	H	Oakland	69 60	
												284	A	Indiana St.	70 68	
												286	A	FIU	67 45	
												300	N	Jacksonville St.	66 63	
												304	H	Omaha	57 40	
												331	H	Detroit Mercy	72 60	
												341	A	UIC	88 46	
LAST 10 Division I																
247	A	Youngstown St.	59 55	282	H	Oakland	69 60									
191	A	Cleveland St.	62 66	156	H	Wright St.	55 63									
138	H	Green Bay	63 43	341	A	UIC	88 46									
234	H	Milwaukee	61 37	53	A	IUPUI	61 89									
331	H	Detroit Mercy	72 60	191	H	Cleveland St.	68 73									

Non-Div I Games:

Northern Ky.

■ Loss,
 ■ Non-Conf, S Site,
 ■ Home
 ■ Away
 N Neutral

Northwestern

Through Games Of Feb. 12, 2020

Average RPI Win:	123	WON-LOST	WINNING	LAST 10	STRENGTH OF	OPP. STRENGTH	TEAM	ADJ.	CONF.	ADJ CONF.
Average RPI Loss:	10	RECORD	PCT. RANK	GAMES	SCHEDULE	OF SCHEDULE	RPI	RPI	RPI	RPI
DIV. I ONLY	20- 3	15	8-2	44	1	16	16	2	2	
DIV. I NON-CONF.	10- 1	20	0	125	18	29	29	2	2	
TOTALS	RPI 1-25	RPI 26-50	W-L RECORDS	RPI 51-100	RPI 101-150	RPI 150+				
20- 3	2- 3	4- 0	OVERALL	5- 0	1- 0	8- 0				
11- 2	1- 2	2- 0	HOME	3- 0	1- 0	4- 0				
7- 1	1- 1	2- 0	AWAY	2- 0	0- 0	2- 0				
2- 0	0- 0	0- 0	NEUTRAL	0- 0	0- 0	2- 0				
10- 1	0- 1	2- 0	NON-CONFERENCE	2- 0	1- 0	5- 0				
6- 1	0- 1	0- 0	HOME	2- 0	1- 0	3- 0				
2- 0	0- 0	2- 0	AWAY	0- 0	0- 0	0- 0				
2- 0	0- 0	0- 0	NEUTRAL	0- 0	0- 0	2- 0				
10- 2	2- 2	2- 0	CONFERENCE	3- 0	0- 0	3- 0				
5- 1	1- 1	2- 0	HOME	1- 0	0- 0	1- 0				
5- 1	1- 1	0- 0	AWAY	2- 0	0- 0	2- 0				
0- 0	0- 0	0- 0	NEUTRAL	0- 0	0- 0	0- 0				

RPI	S	Opponent	Score	RPI	S	Opponent	Score	RPI	S	Opponent	Score	RPI	S	Opponent	Score
3	A	Maryland	61 70	31	H	Michigan	81 73	58	A	Minnesota	56 54	120	H	UT Arlington	74 47
3	H	Maryland	81 58	34	A	Marquette	64 56	77	H	Boston College	66 63	172	A	Illinois	77 50
8	H	Iowa	51 77	36	A	Duke	63 42	94	H	Colgate	73 44	185	H	Valparaiso	69 48
15	A	Indiana	71 69	39	H	Purdue	61 56	97	A	Michigan St.	76 48	193	H	Dartmouth	79 37
19	H	DePaul	68 70					97	H	Michigan St.	85 55	205	A	Penn St.	82 59
												205	H	Penn St.	85 59
												252	H	Loyola Maryland	67 46
												263	N	Xavier	79 59
												275	N	East Carolina	64 45
LAST 10 Division I															
97	H	Michigan St.	85 55	205	H	Penn St.	85 59								
205	A	Penn St.	82 59	15	A	Indiana	71 69								
31	H	Michigan	81 73	39	H	Purdue	61 56								
3	A	Maryland	61 70	58	A	Minnesota	56 54								
97	A	Michigan St.	76 48	8	H	Iowa	51 77								

Non-Div I Games:

Northwestern

■ Loss,
 ■ Non-Conf, S Site,
 ■ Home
 ■ Away
 N Neutral

Average RPI Win:	315	WON-LOST	WINNING	LAST 10	STRENGTH OF	OPP. STRENGTH	TEAM	ADJ.	CONF.	ADJ CONF.
Average RPI Loss:	185	RECORD	PCT. RANK	GAMES	SCHEDULE	OF SCHEDULE	RPI	RPI	RPI	RPI
DIV. I ONLY	4- 16	318	2-8	296	307	335	335	23	23	
DIV. I NON-CONF.	1- 5	313	0	214	289	319	319	22	22	
TOTALS	RPI 1-25	RPI 26-50	W-L RECORDS	RPI 51-100	RPI 101-150	RPI 150+				
4- 16	0- 0	0- 2	OVERALL	0- 1	0- 3	4- 10				
3- 7	0- 0	0- 0	HOME	0- 0	0- 1	3- 6				
1- 9	0- 0	0- 2	AWAY	0- 1	0- 2	1- 4				
0- 0	0- 0	0- 0	NEUTRAL	0- 0	0- 0	0- 0				
1- 5	0- 0	0- 2	NON-CONFERENCE	0- 0	0- 1	1- 2				
1- 1	0- 0	0- 0	HOME	0- 0	0- 0	1- 1				
0- 4	0- 0	0- 2	AWAY	0- 0	0- 1	0- 1				
0- 0	0- 0	0- 0	NEUTRAL	0- 0	0- 0	0- 0				
3- 11	0- 0	0- 0	CONFERENCE	0- 1	0- 2	3- 8				
2- 6	0- 0	0- 0	HOME	0- 0	0- 1	2- 5				
1- 5	0- 0	0- 0	AWAY	0- 1	0- 1	1- 3				
0- 0	0- 0	0- 0	NEUTRAL	0- 0	0- 0	0- 0				

RPI S	Opponent	Score	RPI S	Opponent	Score	RPI S	Opponent	Score	RPI S	Opponent	Score	Team's RPI: 335
37	A Texas	49 91	38	A Arkansas	39 99	89	A SFA	40 89	110	H A&M-Corpus Christi	59 72	
									123	A Abilene Christian	69 84	
									150	A Texas Tech	49 79	
									154	H Jackson St.	49 66	
									157	H Sam Houston St.	69 79	
									159	H New Orleans	63 77	
									220	H Central Ark.	44 51	
									224	H Southeastern La.	56 72	
									248	A Lamar University	58 61	
									277	H Nicholls St.	58 54	
									283	A Incarnate Word	39 76	
									283	H Incarnate Word	67 69	
									317	A Houston Baptist	54 46	
									317	H Houston Baptist	69 60	
									334	A McNeese	51 61	
									346	A La.-Monroe	54 63	
									347	H Grambling	65 61	
LAST 10 Division I												
283	A Incarnate Word	39 76	224	H Southeastern La.	56 72							
317	A Houston Baptist	54 46	89	A SFA	40 89							
123	A Abilene Christian	69 84	277	H Nicholls St.	58 54							
220	H Central Ark.	44 51	334	A McNeese	51 61							
159	H New Orleans	63 77	283	H Incarnate Word	67 69							

Non-Div I Games: LeTourneau 91 61 LSU-Shreveport 63 68 Central Baptist 61 59

Northwestern St.

Average RPI Win:	144	WON-LOST	WINNING	LAST 10	STRENGTH OF	OPP. STRENGTH	TEAM	ADJ.	CONF.	ADJ CONF.
Average RPI Loss:	57	RECORD	PCT. RANK	GAMES	SCHEDULE	OF SCHEDULE	RPI	RPI	RPI	RPI
DIV. I ONLY	10- 14	227	4-6	32	5	104	104	5	5	
DIV. I NON-CONF.	5- 7	205	0	6	8	67	67	3	3	
TOTALS	RPI 1-25	RPI 26-50	W-L RECORDS	RPI 51-100	RPI 101-150	RPI 150+				
10- 14	0- 5	1- 2	OVERALL	3- 6	2- 0	4- 1				
4- 8	0- 3	0- 1	HOME	1- 3	0- 0	3- 1				
5- 4	0- 1	1- 1	AWAY	1- 2	2- 0	1- 0				
1- 2	0- 1	0- 0	NEUTRAL	1- 1	0- 0	0- 0				
5- 7	0- 3	1- 1	NON-CONFERENCE	1- 3	1- 0	2- 0				
2- 4	0- 1	0- 1	HOME	0- 2	0- 0	2- 0				
2- 1	0- 1	1- 0	AWAY	0- 0	1- 0	0- 0				
1- 2	0- 1	0- 0	NEUTRAL	1- 1	0- 0	0- 0				
5- 7	0- 2	0- 1	CONFERENCE	2- 3	1- 0	2- 1				
2- 4	0- 2	0- 0	HOME	1- 1	0- 0	1- 1				
3- 3	0- 0	0- 1	AWAY	1- 2	1- 0	1- 0				
0- 0	0- 0	0- 0	NEUTRAL	0- 0	0- 0	0- 0				

RPI S	Opponent	Score	RPI S	Opponent	Score	RPI S	Opponent	Score	RPI S	Opponent	Score	Team's RPI: 104
7	A UConn	57 81	31	A Michigan	76 72	51	A Virginia	60 90	101	A Fordham	60 55	
12	H Louisville	54 86	36	A Duke	47 50	58	H Minnesota	67 75	115	A Wake Forest	75 71	
14	H NC State	56 90	49	H Tennessee	63 74	64	N South Dakota St.	59 65	152	H Toledo	54 51	
19	H DePaul	94 105				70	N South Fla.	67 51	195	H Clemson	55 71	
25	N FGCU	60 69				75	H Miami (FL)	76 53	252	H Loyola Maryland	84 60	
						77	H Boston College	65 75	279	A Pittsburgh	60 52	
						87	A Georgia Tech	59 51	279	H Pittsburgh	74 52	
						88	A Syracuse	63 74				
						97	H Michigan St.	69 72				
LAST 10 Division I												
279	H Pittsburgh	74 52	75	H Miami (FL)	76 53							
115	A Wake Forest	75 71	36	A Duke	47 50							
87	A Georgia Tech	59 51	14	H NC State	56 90							
12	H Louisville	54 86	77	H Boston College	65 75							
51	A Virginia	60 90	88	A Syracuse	63 74							

Non-Div I Games:

Notre Dame

Loss, Non-Conf, S Site, H Home A Away N Neutral

Average RPI Win:	289	WON-LOST	WINNING	LAST 10	STRENGTH OF	OPP. STRENGTH	TEAM	ADJ.	CONF.	ADJ CONF.
Average RPI Loss:	153	RECORD	PCT. RANK	GAMES	SCHEDULE	OF SCHEDULE	RPI	RPI	RPI	RPI
DIV. I ONLY	8- 13	245	4-6	303	215	282	282	22	22	
DIV. I NON-CONF.	3- 6	235	0	275	129	248	248	20	20	
TOTALS	RPI 1-25	RPI 26-50	W-L RECORDS	RPI 51-100	RPI 101-150	RPI 150+				
8- 13	0- 1	0- 2	OVERALL	0- 3	1- 0	7- 7				
4- 5	0- 1	0- 1	HOME	0- 1	1- 0	3- 2				
3- 8	0- 0	0- 1	AWAY	0- 2	0- 0	3- 5				
1- 0	0- 0	0- 0	NEUTRAL	0- 0	0- 0	1- 0				
3- 6	0- 1	0- 2	NON-CONFERENCE	0- 1	0- 0	3- 2				
0- 2	0- 1	0- 1	HOME	0- 0	0- 0	0- 0				
2- 4	0- 0	0- 1	AWAY	0- 1	0- 0	2- 2				
1- 0	0- 0	0- 0	NEUTRAL	0- 0	0- 0	1- 0				
5- 7	0- 0	0- 0	CONFERENCE	0- 2	1- 0	4- 5				
4- 3	0- 0	0- 0	HOME	0- 1	1- 0	3- 2				
1- 4	0- 0	0- 0	AWAY	0- 1	0- 0	1- 3				
0- 0	0- 0	0- 0	NEUTRAL	0- 0	0- 0	0- 0				

RPI 1-25				RPI 26-50				RPI 51-100				RPI 101+				Team's RPI: 282	
RPI	S	Opponent	Score	RPI	S	Opponent	Score	RPI	S	Opponent	Score	RPI	S	Opponent	Score		
17	H	Central Mich.	47 65	31	A	Michigan	64 79	53	A	IUPUI	41 76	138	H	Green Bay	93 88		
				43	H	Bradley	58 74	53	H	IUPUI	63 89	156	A	Wright St.	66 85		
								97	A	Michigan St.	56 76	191	H	Cleveland St.	58 79		
												202	A	Northern Ky.	60 69		
												234	H	Milwaukee	78 62		
												247	H	Youngstown St.	74 79		
												273	A	Niagara	63 77		
												285	A	St. Bonaventure	66 80		
												286	A	FIU	58 49		
												300	N	Jacksonville St.	61 55		
												331	A	Detroit Mercy	71 57		
												331	H	Detroit Mercy	65 60		
												341	A	UIC	64 70		
												341	H	UIC	63 46		
												350	A	Chicago St.	98 70		
LAST 10 Division I																	
				53	H	IUPUI	63 89					191	H	Cleveland St.	58 79		
				341	H	UIC	63 46					247	H	Youngstown St.	74 79		
				331	H	Detroit Mercy	65 60					234	H	Milwaukee	78 62		
				156	A	Wright St.	66 85					138	H	Green Bay	93 88		
				202	A	Northern Ky.	60 69					341	A	UIC	64 70		

Non-Div I Games: Lourdes 72 53 Concordia (MI) 76 42

Oakland

Loss, Non-Conf, S Site, H Home A Away N Neutral

Through Games of Feb. 11, 1910										
Average RPI Win:	171	WON-LOST	WINNING	LAST 10	STRENGTH OF	OPP. STRENGTH	TEAM	ADJ.	CONF.	ADJ CONF.
Average RPI Loss:	63	RECORD	PCT. RANK	GAMES	SCHEDULE	OF SCHEDULE	RPI	RPI	RPI	RPI
DIV. I ONLY	15- 7	65	7-3	93	68	52	52	10	10	
DIV. I NON-CONF.	7- 4	100	0	140	25	72	72	10	10	

TOTALS	RPI 1-25	RPI 26-50		W-L RECORDS		RPI 51-100	RPI 101-150	RPI 150+		
15- 7	0- 3	1- 1		OVERALL		2- 2	2- 0	10- 1		
9- 1	0- 1	0- 0		HOME		2- 0	1- 0	6- 0		
5- 5	0- 2	1- 1		AWAY		0- 1	1- 0	3- 1		
1- 1	0- 0	0- 0		NEUTRAL		0- 1	0- 0	1- 0		
7- 4	0- 1	1- 1		NON-CONFERENCE		1- 2	0- 0	5- 0		
4- 0	0- 0	0- 0		HOME		1- 0	0- 0	3- 0		
2- 3	0- 1	1- 1		AWAY		0- 1	0- 0	1- 0		
1- 1	0- 0	0- 0		NEUTRAL		0- 1	0- 0	1- 0		
8- 3	0- 2	0- 0		CONFERENCE		1- 0	2- 0	5- 1		
5- 1	0- 1	0- 0		HOME		1- 0	1- 0	3- 0		
3- 2	0- 1	0- 0		AWAY		0- 0	1- 0	2- 1		
0- 0	0- 0	0- 0		NEUTRAL		0- 0	0- 0	0- 0		

RPI S	Opponent	Score	RPI S	Opponent	Score	RPI S	Opponent	Score	RPI S	Opponent	Score
17	A Central Mich.	90 92	26	A Ohio St.	74 68	53	H IUPUI	70 64	104	H Kent St.	63 57
17	H Central Mich.	71 73	37	A Texas	60 73	65	H Ball St.	79 71	119	A Buffalo	76 65
22	A TCU	72 79				88	A Syracuse	54 66	160	A Eastern Mich.	75 65
						93	N Butler	55 60	164	A Western Mich.	72 73
									169	A Northern Ill.	85 79
									169	H Northern Ill.	87 67
									200	H American	81 69
									201	H Akron	70 57
									229	A Chattanooga	70 58
									246	H Marshall	67 51
									260	H Bowling Green	79 69
									279	N Pittsburgh	72 50
									283	H Incarnate Word	78 41
LAST 10 Division I											
104	H Kent St.	63 57	169	A Northern Ill.	85 79						
160	A Eastern Mich.	75 65	65	H Ball St.	79 71						
17	A Central Mich.	90 92	164	A Western Mich.	72 73						
201	H Akron	70 57	119	A Buffalo	76 65						
260	H Bowling Green	79 69	17	H Central Mich.	71 73						

Non-Div I Games:

Ohio

Average RPI Win:	129	WON-LOST	WINNING	LAST 10	STRENGTH OF	OPP. STRENGTH	TEAM	ADJ.	CONF.	ADJ CONF.
Average RPI Loss:	29	RECORD	PCT. RANK	GAMES	SCHEDULE	OF SCHEDULE	RPI	RPI	RPI	RPI
DIV. I ONLY	14- 9	104	6-4	8	27	26	26	2	2	
DIV. I NON-CONF.	7- 4	100	0	3	91	17	17	2	2	
TOTALS	RPI 1-25	RPI 26-50	W-L RECORDS	RPI 51-100	RPI 101-150	RPI 150+				
14- 9	1- 5	2- 2	OVERALL	3- 2	2- 0	6- 0				
6- 4	1- 2	1- 1	HOME	0- 1	1- 0	3- 0				
6- 4	0- 3	0- 0	AWAY	3- 1	1- 0	2- 0				
2- 1	0- 0	1- 1	NEUTRAL	0- 0	0- 0	1- 0				
7- 4	1- 2	1- 1	NON-CONFERENCE	1- 1	1- 0	3- 0				
2- 2	1- 1	0- 0	HOME	0- 1	0- 0	1- 0				
3- 1	0- 1	0- 0	AWAY	1- 0	1- 0	1- 0				
2- 1	0- 0	1- 1	NEUTRAL	0- 0	0- 0	1- 0				
7- 5	0- 3	1- 1	CONFERENCE	2- 1	1- 0	3- 0				
4- 2	0- 1	1- 1	HOME	0- 0	1- 0	2- 0				
3- 3	0- 2	0- 0	AWAY	2- 1	0- 0	1- 0				
0- 0	0- 0	0- 0	NEUTRAL	0- 0	0- 0	0- 0				

RPI	S	Opponent	Score	RPI	S	Opponent	Score	Team's RPI: 26	RPI	S	Opponent	Score	RPI	S	Opponent	Score
3	A	Maryland	62 72	31	H	Michigan	78 69		52	H	Ohio	68 74	104	A	Kent St.	75 65
3	H	Maryland	65 85	39	H	Purdue	50 66		58	A	Minnesota	66 63	131	H	Wisconsin	82 74
7	H	UConn	62 73	40	N	South Dakota	53 68		74	A	Nebraska	80 74	172	A	Illinois	78 58
8	A	Iowa	68 77	48	N	UNI	64 46		84	A	Cincinnati	78 73	172	H	Illinois	77 47
10	A	Stanford	52 71						97	A	Michigan St.	65 68	185	N	Valparaiso	89 38
12	H	Louisville	67 60										205	H	Penn St.	80 70
													217	H	Radford	70 57
													307	A	Sacramento St.	104 74
LAST 10 Division I																
131	H	Wisconsin	82 74	172	H	Illinois	77 47									
172	A	Illinois	78 58	97	A	Michigan St.	65 68									
74	A	Nebraska	80 74	205	H	Penn St.	80 70									
3	H	Maryland	65 85	31	H	Michigan	78 69									
8	A	Iowa	68 77	3	A	Maryland	62 72									

Non-Div I Games:

Ohio St.

Average RPI Win:	96	WON-LOST	WINNING	LAST 10	STRENGTH OF	OPP. STRENGTH	TEAM	ADJ.	CONF.	ADJ CONF.
Average RPI Loss:	66	RECORD	PCT. RANK	GAMES	SCHEDULE	OF SCHEDULE	RPI	RPI	RPI	RPI
DIV. I ONLY	12- 12	174	4-6	2	46	45	45	3	3	
DIV. I NON-CONF.	7- 5	131	0	5	98	47	47	4	4	
TOTALS	RPI 1-25	RPI 26-50	W-L RECORDS	RPI 51-100	RPI 101-150	RPI 150+				
12- 12	1- 4	3- 4	OVERALL	3- 0	3- 2	2- 2				
9- 5	1- 3	2- 2	HOME	2- 0	2- 0	2- 0				
3- 6	0- 0	1- 2	AWAY	1- 0	1- 2	0- 2				
0- 1	0- 1	0- 0	NEUTRAL	0- 0	0- 0	0- 0				
7- 5	1- 2	1- 1	NON-CONFERENCE	1- 0	2- 0	2- 2				
7- 1	1- 1	1- 0	HOME	1- 0	2- 0	2- 0				
0- 3	0- 0	0- 1	AWAY	0- 0	0- 0	0- 2				
0- 1	0- 1	0- 0	NEUTRAL	0- 0	0- 0	0- 0				
5- 7	0- 2	2- 3	CONFERENCE	2- 0	1- 2	0- 0				
2- 4	0- 2	1- 2	HOME	1- 0	0- 0	0- 0				
3- 3	0- 0	1- 1	AWAY	1- 0	1- 2	0- 0				
0- 0	0- 0	0- 0	NEUTRAL	0- 0	0- 0	0- 0				

RPI 1-25				RPI 26-50				Team's RPI: 45	RPI 51-100				RPI 101+			
RPI	S	Opponent	Score	RPI	S	Opponent	Score		RPI	S	Opponent	Score	RPI	S	Opponent	Score
4	H	Missouri St.	90 96	29	H	Drake	93 84		60	A	West Virginia	73 49	102	A	Kansas St.	74 92
6	H	Baylor	56 77	30	A	Western Ky.	63 74		60	H	West Virginia	68 58	113	H	UAB	82 75
7	N	UConn	53 97	37	H	Texas	53 70		89	H	SFA	75 62	123	H	Abilene Christian	78 65
22	H	TCU	63 82	42	A	Iowa St.	59 63						124	A	Kansas	94 82
24	H	LSU	90 68	42	H	Iowa St.	81 72						150	A	Texas Tech	84 89
				46	A	Oklahoma St.	77 75						157	H	Sam Houston St.	95 71
				46	H	Oklahoma St.	69 73						166	A	Wichita St.	83 88
													175	A	Houston	69 85
													289	H	Prairie View	94 48
LAST 10 Division I																
46	H	Oklahoma St.	69 73	102	A	Kansas St.	74 92									
42	A	Iowa St.	59 63	150	A	Texas Tech	84 89									
60	H	West Virginia	68 58	22	H	TCU	63 82									
124	A	Kansas	94 82	60	A	West Virginia	73 49									
37	H	Texas	53 70	42	H	Iowa St.	81 72									

Non-Div I Games:

Oklahoma

Average RPI Win:	140	WON-LOST	WINNING	LAST 10	STRENGTH OF	OPP. STRENGTH	TEAM	ADJ.	CONF.	ADJ CONF.
Average RPI Loss:	38	RECORD	PCT. RANK	GAMES	SCHEDULE	OF SCHEDULE	RPI	RPI	RPI	RPI
DIV. I ONLY	14- 10	119	4-6	12	33	46	46	3	3	
DIV. I NON-CONF.	9- 3	63	0	36	87	32	32	4	4	
<hr/>										
TOTALS	RPI 1-25	RPI 26-50	W-L RECORDS	RPI 51-100	RPI 101-150	RPI 150+				
14- 10	0- 5	1- 4	OVERALL	3- 0	5- 1	5- 0				
9- 4	0- 1	0- 3	HOME	2- 0	3- 0	4- 0				
4- 4	0- 2	1- 1	AWAY	1- 0	1- 1	1- 0				
1- 2	0- 2	0- 0	NEUTRAL	0- 0	1- 0	0- 0				
9- 3	0- 3	0- 0	NON-CONFERENCE	1- 0	3- 0	5- 0				
7- 0	0- 0	0- 0	HOME	1- 0	2- 0	4- 0				
1- 1	0- 1	0- 0	AWAY	0- 0	0- 0	1- 0				
1- 2	0- 2	0- 0	NEUTRAL	0- 0	1- 0	0- 0				
5- 7	0- 2	1- 4	CONFERENCE	2- 0	2- 1	0- 0				
2- 4	0- 1	0- 3	HOME	1- 0	1- 0	0- 0				
3- 3	0- 1	1- 1	AWAY	1- 0	1- 1	0- 0				
0- 0	0- 0	0- 0	NEUTRAL	0- 0	0- 0	0- 0				

RPI 1-25				RPI 26-50				Team's RPI: 46	RPI 51-100				RPI 101+			
RPI	S	Opponent	Score	RPI	S	Opponent	Score		RPI	S	Opponent	Score	RPI	S	Opponent	Score
2	N	Oregon	72 89	37	H	Texas	56 61		60	A	West Virginia	57 55	102	A	Kansas St.	70 63
6	A	Baylor	48 94	42	A	Iowa St.	63 74		60	H	West Virginia	60 57	109	H	Duquesne	84 41
12	N	Louisville	48 69	42	H	Iowa St.	63 64		85	H	Rice	69 38	120	N	UT Arlington	60 47
18	A	Texas A&M	62 74	45	A	Oklahoma	73 69						121	H	Idaho	62 47
22	H	TCU	68 72	45	H	Oklahoma	75 77						124	H	Kansas	67 49
<hr/>																
LAST 10 Division I																
45	A	Oklahoma	73 69	37	H	Texas	56 61		60	A	West Virginia	57 55	102	A	Kansas St.	70 63
60	H	West Virginia	60 57	42	H	Iowa St.	63 74		60	H	West Virginia	60 57	109	H	Duquesne	84 41
42	A	Iowa St.	63 74	45	A	Oklahoma	73 69		85	H	Rice	69 38	120	N	UT Arlington	60 47
150	A	Texas Tech	79 109	45	H	Oklahoma	75 77						121	H	Idaho	62 47
22	H	TCU	68 72										124	H	Kansas	67 49
													150	A	Texas Tech	79 109
													197	H	Idaho St.	70 52
													209	H	Oral Roberts	78 44
													236	H	Southern U.	72 59
													244	A	Tulsa	78 48
													248	H	Lamar University	74 53

Non-Div I Games:

Oklahoma St.

Average RPI Win:	185	WON-LOST	WINNING	LAST 10	STRENGTH OF	OPP. STRENGTH	TEAM	ADJ.	CONF.	ADJ CONF.
Average RPI Loss:	94	RECORD	PCT. RANK	GAMES	SCHEDULE	OF SCHEDULE	RPI	RPI	RPI	RPI
DIV. I ONLY	20- 3	15	9-1	136	137	32	32	13	13	
DIV. I NON-CONF.	10- 2	29	0	151	178	45	45	14	14	
TOTALS	RPI 1-25	RPI 26-50	W-L RECORDS	RPI 51-100	RPI 101-150	RPI 150+				
20- 3	0- 0	1- 0	OVERALL	2- 1	5- 2	12- 0				
11- 0	0- 0	1- 0	HOME	1- 0	2- 0	7- 0				
8- 3	0- 0	0- 0	AWAY	1- 1	2- 2	5- 0				
1- 0	0- 0	0- 0	NEUTRAL	0- 0	1- 0	0- 0				
10- 2	0- 0	0- 0	NON-CONFERENCE	0- 1	5- 1	5- 0				
6- 0	0- 0	0- 0	HOME	0- 0	2- 0	4- 0				
3- 2	0- 0	0- 0	AWAY	0- 1	2- 1	1- 0				
1- 0	0- 0	0- 0	NEUTRAL	0- 0	1- 0	0- 0				
10- 1	0- 0	1- 0	CONFERENCE	2- 0	0- 1	7- 0				
5- 0	0- 0	1- 0	HOME	1- 0	0- 0	3- 0				
5- 1	0- 0	0- 0	AWAY	1- 0	0- 1	4- 0				
0- 0	0- 0	0- 0	NEUTRAL	0- 0	0- 0	0- 0				

RPI 1-25				RPI 26-50				Team's RPI: 32				RPI 51-100				RPI 101+			
RPI	S	Opponent	Score	RPI	S	Opponent	Score	RPI	S	Opponent	Score	RPI	S	Opponent	Score	RPI	S	Opponent	Score
				30	H	Western Ky.	76 65					51	A	Virginia	53 56	103	H	Campbell	59 44
												62	A	Middle Tenn.	67 56	113	A	UAB	65 76
												78	H	Charlotte	54 51	116	H	Richmond	73 51
																117	A	VCU	49 62
																121	N	Idaho	67 55
																126	A	William & Mary	69 58
																127	A	Auburn	89 77
																161	H	Hampton	75 38
																177	A	Fla. Atlantic	75 63
																196	H	Mt. St. Mary's	85 34
																216	A	UTEP	77 69
																223	H	Southern Miss.	67 50
																241	H	Louisiana Tech	77 61
																246	H	Marshall	57 46
																257	H	Winthrop	68 44
																286	A	FIU	66 39
																298	A	UTSA	62 43
																312	A	Cal Poly	61 55
																320	H	UMES	48 39
LAST 10 Division I																			
				216	A	UTEP	77 69					286	A	FIU	66 39				
				298	A	UTSA	62 43					246	H	Marshall	57 46				
				241	H	Louisiana Tech	77 61					30	H	Western Ky.	76 65				
				223	H	Southern Miss.	67 50					78	H	Charlotte	54 51				
				177	A	Fla. Atlantic	75 63					113	A	UAB	65 76				

Non-Div I Games:

Old Dominion

■ Loss,
 ■ Non-Conf,
 ■ S Site,
 ■ H Home
 ■ A Away
 N Neutral

Average RPI Win:	292	WON-LOST	WINNING	LAST 10	STRENGTH OF	OPP. STRENGTH	TEAM	ADJ.	CONF.	ADJ CONF.
Average RPI Loss:	108	RECORD	PCT. RANK	GAMES	SCHEDULE	OF SCHEDULE	RPI	RPI	RPI	RPI
DIV. I ONLY	7- 16	280	0-10	143	125	278	278	4	4	
DIV. I NON-CONF.	7- 6	161	0	307	348	296	296	5	5	
TOTALS	RPI 1-25	RPI 26-50	W-L RECORDS	RPI 51-100	RPI 101-150	RPI 150+				
7- 16	0- 4	0- 1	OVERALL	0- 2	0- 5	7- 4				
6- 8	0- 1	0- 1	HOME	0- 2	0- 2	6- 2				
0- 7	0- 3	0- 0	AWAY	0- 0	0- 3	0- 1				
1- 1	0- 0	0- 0	NEUTRAL	0- 0	0- 0	1- 1				
7- 6	0- 0	0- 0	NON-CONFERENCE	0- 0	0- 2	7- 4				
6- 3	0- 0	0- 0	HOME	0- 0	0- 1	6- 2				
0- 2	0- 0	0- 0	AWAY	0- 0	0- 1	0- 1				
1- 1	0- 0	0- 0	NEUTRAL	0- 0	0- 0	1- 1				
0- 10	0- 4	0- 1	CONFERENCE	0- 2	0- 3	0- 0				
0- 5	0- 1	0- 1	HOME	0- 2	0- 1	0- 0				
0- 5	0- 3	0- 0	AWAY	0- 0	0- 2	0- 0				
0- 0	0- 0	0- 0	NEUTRAL	0- 0	0- 0	0- 0				

RPI 1-25				RPI 26-50				RPI 51-100				RPI 101+ Team's RPI: 278			
RPI	S	Opponent	Score	RPI	S	Opponent	Score	RPI	S	Opponent	Score	RPI	S	Opponent	Score
1	H	South Carolina	32 87	49	H	Tennessee	28 84	67	H	Alabama	56 57	108	A	Vanderbilt	47 63
9	A	Mississippi St.	39 80					80	H	Georgia	51 58	127	A	Auburn	43 59
18	A	Texas A&M	35 79									129	H	Southeast Mo. St.	53 70
24	A	LSU	44 52									133	H	Missouri	57 71
												150	A	Texas Tech	48 84
												157	H	Sam Houston St.	75 69
												159	H	New Orleans	64 69
												166	H	Louisiana	42 53
												223	A	Southern Miss.	53 59
												241	H	Louisiana Tech	76 53
												279	N	Pittsburgh	50 58
												299	H	Ga. Southern	69 66
												323	H	Alabama St.	93 66
												326	N	Alcorn	73 55
												346	H	La.-Monroe	66 42
												351	H	Mississippi Val.	72 53
LAST 10 Division I															
108	A	Vanderbilt	47 63	133	H	Missouri	57 71								
67	H	Alabama	56 57	24	A	LSU	44 52								
1	H	South Carolina	32 87	49	H	Tennessee	28 84								
9	A	Mississippi St.	39 80	18	A	Texas A&M	35 79								
127	A	Auburn	43 59	80	H	Georgia	51 58								

Non-Div I Games:

Ole Miss

■ Loss,
 ■ Non-Conf,
 ■ S Site,
 ■ H Home
 ■ A Away
 N Neutral

Average RPI Win: 259	WON-LOST	WINNING	LAST 10	STRENGTH OF	OPP. STRENGTH	TEAM	ADJ.	CONF.	ADJ CONF.
Average RPI Loss: 152	RECORD	PCT. RANK	GAMES	SCHEDULE	OF SCHEDULE	RPI	RPI	RPI	RPI
DIV. I ONLY	4- 17	319	1-9	114	273	304	304	19	19
DIV. I NON-CONF.	3- 8	268	0	134	309	267	267	18	18

TOTALS	RPI 1-25	RPI 26-50	W-L RECORDS	RPI 51-100	RPI 101-150	RPI 150+			
4- 17	0- 0	0- 4	OVERALL	0- 2	0- 3	4- 8			
3- 8	0- 0	0- 3	HOME	0- 1	0- 0	3- 4			
0- 8	0- 0	0- 1	AWAY	0- 1	0- 2	0- 4			
1- 1	0- 0	0- 0	NEUTRAL	0- 0	0- 1	1- 0			
3- 8	0- 0	0- 2	NON-CONFERENCE	0- 0	0- 3	3- 3			
2- 3	0- 0	0- 2	HOME	0- 0	0- 0	2- 1			
0- 4	0- 0	0- 0	AWAY	0- 0	0- 2	0- 2			
1- 1	0- 0	0- 0	NEUTRAL	0- 0	0- 1	1- 0			
1- 9	0- 0	0- 2	CONFERENCE	0- 2	0- 0	1- 5			
1- 5	0- 0	0- 1	HOME	0- 1	0- 0	1- 3			
0- 4	0- 0	0- 1	AWAY	0- 1	0- 0	0- 2			
0- 0	0- 0	0- 0	NEUTRAL	0- 0	0- 0	0- 0			

RPI 1-25				RPI 26-50				RPI 51-100				RPI 101+				Team's RPI: 304	
RPI	S	Opponent	Score	RPI	S	Opponent	Score	RPI	S	Opponent	Score	RPI	S	Opponent	Score		
				35	H	Creighton	54 67	64	A	South Dakota St.	59 69	102	A	Kansas St.	48 73		
				40	A	South Dakota	44 77	64	H	South Dakota St.	51 68	117	N	VCU	66 74		
				40	H	South Dakota	39 71					124	A	Kansas	48 63		
				48	H	UNI	45 81					191	H	Cleveland St.	66 79		
												202	A	Northern Ky.	40 57		
												209	H	Oral Roberts	60 54		
												210	H	Western Ill.	69 83		
												212	A	North Dakota	57 63		
												221	H	UMKC	57 53		
												222	A	Eastern Ill.	52 65		
												256	H	Morgan St.	70 64		
												292	H	North Dakota St.	65 74		
												294	A	Denver	60 66		
												329	H	Purdue Fort Wayne	57 58		
												351	N	Mississippi Val.	78 70		
LAST 10 Division I																	
				64	A	South Dakota St.	59 69	294	A	Denver	60 66						
				292	H	North Dakota St.	65 74	40	A	South Dakota	44 77						
				40	H	South Dakota	39 71	212	A	North Dakota	57 63						
				329	H	Purdue Fort Wayne	57 58	209	H	Oral Roberts	60 54						
				210	H	Western Ill.	69 83	64	H	South Dakota St.	51 68						

Non-Div I Games: Peru St. 92 58 Graceland (IA) 85 46

Omaha

Loss, Non-Conf, S Site, H Home A Away N Neutral

Oral Roberts

Through Games Of Feb. 12, 2020

Average RPI Win:	250	WON-LOST	WINNING	LAST 10	STRENGTH OF	OPP. STRENGTH	TEAM	ADJ.	CONF.	ADJ CONF.
Average RPI Loss:	136	RECORD	PCT. RANK	GAMES	SCHEDULE	OF SCHEDULE	RPI	RPI	RPI	RPI
DIV. I ONLY	9- 13	232	6-4	207	161	209	209	19	19	
DIV. I NON-CONF.	3- 8	268	0	197	88	269	269	18	18	
TOTALS	RPI 1-25	RPI 26-50	W-L RECORDS	RPI 51-100	RPI 101-150	RPI 150+				
9- 13	0- 0	0- 3	OVERALL	0- 4	0- 1	9- 5				
6- 2	0- 0	0- 0	HOME	0- 1	0- 0	6- 1				
3- 11	0- 0	0- 3	AWAY	0- 3	0- 1	3- 4				
0- 0	0- 0	0- 0	NEUTRAL	0- 0	0- 0	0- 0				
3- 8	0- 0	0- 2	NON-CONFERENCE	0- 2	0- 1	3- 3				
3- 1	0- 0	0- 0	HOME	0- 0	0- 0	3- 1				
0- 7	0- 0	0- 2	AWAY	0- 2	0- 1	0- 2				
0- 0	0- 0	0- 0	NEUTRAL	0- 0	0- 0	0- 0				
6- 5	0- 0	0- 1	CONFERENCE	0- 2	0- 0	6- 2				
3- 1	0- 0	0- 0	HOME	0- 1	0- 0	3- 0				
3- 4	0- 0	0- 1	AWAY	0- 1	0- 0	3- 2				
0- 0	0- 0	0- 0	NEUTRAL	0- 0	0- 0	0- 0				

RPI 1-25			RPI 26-50			RPI 51-100			RPI 101+ Team's RPI: 209		
RPI	S	Opponent	Score	RPI	S	Opponent	Score	RPI	S	Opponent	Score
				38	A	Arkansas	64 96	64	A	South Dakota St.	44 58
				40	A	South Dakota	56 79	64	H	South Dakota St.	61 76
				46	A	Oklahoma St.	44 78	74	A	Nebraska	67 77
								91	A	Utah	58 78
LAST 10 Division I											
				292	A	North Dakota St.	80 76	210	A	Western Ill.	61 75
				212	A	North Dakota	86 72	329	A	Purdue Fort Wayne	79 73
				64	H	South Dakota St.	61 76	212	H	North Dakota	75 52
				294	H	Denver	84 72	292	H	North Dakota St.	70 62
				40	A	South Dakota	56 79	304	A	Omaha	54 60
								317	H	Houston Baptist	73 74
								329	A	Purdue Fort Wayne	79 73

Non-Div I Games: Rogers St. 80 40 Cent. Christian (KS114 60

Oral Roberts

Loss, Non-Conf, S Site, H Home A Away N Neutral

Average RPI Win:	95	WON-LOST	WINNING	LAST 10	STRENGTH OF	OPP. STRENGTH	TEAM	ADJ.	CONF.	ADJ CONF.
Average RPI Loss:	20	RECORD	PCT. RANK	GAMES	SCHEDULE	OF SCHEDULE	RPI	RPI	RPI	RPI
DIV. I ONLY	22- 2	7	10-0	6	9	2	2	1	1	
DIV. I NON-CONF.	11- 1	13	1-0	61	34	10	10	1	1	
TOTALS	RPI 1-25	RPI 26-50	W-L RECORDS	RPI 51-100	RPI 101-150	RPI 150+				
22- 2	6- 1	2- 1	OVERALL	6- 0	5- 0	3- 0				
13- 0	3- 0	1- 0	HOME	3- 0	4- 0	2- 0				
7- 1	3- 0	0- 1	AWAY	3- 0	0- 0	1- 0				
2- 1	0- 1	1- 0	NEUTRAL	0- 0	1- 0	0- 0				
11- 1	1- 1	1- 0	NON-CONFERENCE	2- 0	4- 0	3- 0				
6- 0	0- 0	0- 0	HOME	1- 0	3- 0	2- 0				
3- 0	1- 0	0- 0	AWAY	1- 0	0- 0	1- 0				
2- 1	0- 1	1- 0	NEUTRAL	0- 0	1- 0	0- 0				
11- 1	5- 0	1- 1	CONFERENCE	4- 0	1- 0	0- 0				
7- 0	3- 0	1- 0	HOME	2- 0	1- 0	0- 0				
4- 1	2- 0	0- 1	AWAY	2- 0	0- 0	0- 0				
0- 0	0- 0	0- 0	NEUTRAL	0- 0	0- 0	0- 0				

RPI	S	Opponent	Score	RPI	S	Opponent	Score	RPI	S	Opponent	Score	RPI	S	Opponent	Score
7	A	UConn	74 56	28	A	Arizona St.	66 72	64	H	South Dakota St.	95 56	102	H	Kansas St.	89 51
10	H	Stanford	87 55	28	H	Arizona St.	79 48	66	A	Colorado	101 53	111	H	Texas Southern	99 63
12	N	Louisville	62 72	46	N	Oklahoma St.	89 72	66	H	Colorado	104 46	120	N	UT Arlington	91 54
13	A	Oregon St.	66 57					88	A	Syracuse	81 64	136	H	California	105 55
13	H	Oregon St.	76 64					91	A	Utah	90 63	144	H	Northeastern	89 47
21	A	Arizona	71 64					91	H	Utah	88 51	267	A	Long Beach St.	81 45
21	H	Arizona	85 52									288	H	UC Riverside	84 41
												290	H	Utah St.	109 52
LAST 10 Division I															
28	H	Arizona St.	79 48	13	A	Oregon St.	66 57								
21	H	Arizona	85 52	13	H	Oregon St.	76 64								
7	A	UConn	74 56	136	H	California	105 55								
66	A	Colorado	101 53	10	H	Stanford	87 55								
91	A	Utah	90 63	21	A	Arizona	71 64								

Non-Div I Games:

Oregon

■ Loss,
 ■ Non-Conf, S Site,
 ■ Home
 ■ Away
 N Neutral

Average RPI Win:	117	WON-LOST	WINNING	LAST 10	STRENGTH OF	OPP. STRENGTH	TEAM	ADJ.	CONF.	ADJ CONF.
Average RPI Loss:	13	RECORD	PCT. RANK	GAMES	SCHEDULE	OF SCHEDULE	RPI	RPI	RPI	RPI
DIV. I ONLY	19- 5	32	5-5	7	23	13	13	1	1	
DIV. I NON-CONF.	12- 0	1	0	60	86	6	6	1	1	
TOTALS	RPI 1-25	RPI 26-50	W-L RECORDS	RPI 51-100	RPI 101-150	RPI 150+				
19- 5	3- 4	1- 1	OVERALL	7- 0	2- 0	6- 0				
12- 3	2- 3	1- 0	HOME	2- 0	2- 0	5- 0				
4- 2	1- 1	0- 1	AWAY	3- 0	0- 0	0- 0				
3- 0	0- 0	0- 0	NEUTRAL	2- 0	0- 0	1- 0				
12- 0	2- 0	0- 0	NON-CONFERENCE	3- 0	1- 0	6- 0				
8- 0	2- 0	0- 0	HOME	0- 0	1- 0	5- 0				
1- 0	0- 0	0- 0	AWAY	1- 0	0- 0	0- 0				
3- 0	0- 0	0- 0	NEUTRAL	2- 0	0- 0	1- 0				
7- 5	1- 4	1- 1	CONFERENCE	4- 0	1- 0	0- 0				
4- 3	0- 3	1- 0	HOME	2- 0	1- 0	0- 0				
3- 2	1- 1	0- 1	AWAY	2- 0	0- 0	0- 0				
0- 0	0- 0	0- 0	NEUTRAL	0- 0	0- 0	0- 0				

RPI	S	Opponent	Score	RPI	S	Opponent	Score	RPI	S	Opponent	Score	RPI	S	Opponent	Score
2	A	Oregon	64 76	28	A	Arizona St.	47 55	66	A	Colorado	79 52	106	H	Pacific	69 57
2	H	Oregon	57 66	28	H	Arizona St.	64 62	66	H	Colorado	72 60	136	H	California	81 44
4	H	Missouri St.	80 69					72	N	BYU	65 34	168	H	Southern Utah	95 45
10	H	Stanford	58 61					75	A	Miami (FL)	75 53	180	H	Hawaii	64 32
19	H	DePaul	98 77					91	A	Utah	77 65	186	N	Northern Ariz.	91 57
21	A	Arizona	63 61					91	H	Utah	77 48	219	H	CSU Bakersfield	69 50
21	H	Arizona	58 65					100	N	Liberty	68 55	290	H	Utah St.	75 46
												303	H	UC Irvine	86 57
LAST 10 Division I															
21	H	Arizona	58 65	2	A	Oregon	64 76								
28	H	Arizona St.	64 62	10	H	Stanford	58 61								
91	A	Utah	77 65	136	H	California	81 44								
66	A	Colorado	79 52	28	A	Arizona St.	47 55								
2	H	Oregon	57 66	21	A	Arizona	63 61								

Non-Div I Games:

Oregon St.

Average RPI Win:	224	WON-LOST	WINNING	LAST 10	STRENGTH OF	OPP. STRENGTH	TEAM	ADJ.	CONF.	ADJ CONF.
Average RPI Loss:	99	RECORD	PCT. RANK	GAMES	SCHEDULE	OF SCHEDULE	RPI	RPI	RPI	RPI
DIV. I ONLY	14- 10	119	5-5	132	113	106	106	11	11	
DIV. I NON-CONF.	7- 4	100	0	188	157	103	103	11	11	
TOTALS	RPI 1-25	RPI 26-50	W-L RECORDS	RPI 51-100	RPI 101-150	RPI 150+				
14- 10	0- 4	0- 0	OVERALL	1- 1	2- 1	11- 4				
7- 3	0- 1	0- 0	HOME	0- 1	1- 1	6- 0				
6- 6	0- 3	0- 0	AWAY	1- 0	1- 0	4- 3				
1- 1	0- 0	0- 0	NEUTRAL	0- 0	0- 0	1- 1				
7- 4	0- 2	0- 0	NON-CONFERENCE	1- 0	0- 0	6- 2				
4- 0	0- 0	0- 0	HOME	0- 0	0- 0	4- 0				
2- 3	0- 2	0- 0	AWAY	1- 0	0- 0	1- 1				
1- 1	0- 0	0- 0	NEUTRAL	0- 0	0- 0	1- 1				
7- 6	0- 2	0- 0	CONFERENCE	0- 1	2- 1	5- 2				
3- 3	0- 1	0- 0	HOME	0- 1	1- 1	2- 0				
4- 3	0- 1	0- 0	AWAY	0- 0	1- 0	3- 2				
0- 0	0- 0	0- 0	NEUTRAL	0- 0	0- 0	0- 0				

RPI	S	Opponent	Score	RPI	S	Opponent	Score	RPI	S	Opponent	Score	RPI	S	Opponent	Score	Team's RPI: 106
5	A	UCLA	57 68					54	A	Drexel	58 51	118	H	San Diego	64 66	
11	A	Gonzaga	67 68					72	H	BYU	66 76	146	A	Portland	77 73	
11	H	Gonzaga	65 83									146	H	Portland	77 70	
13	A	Oregon St.	57 69									152	N	Toledo	65 66	
												158	A	Saint Mary's (CA)	68 66	
												187	A	Pepperdine	54 59	
												187	H	Pepperdine	64 63	
												203	A	Santa Clara	65 75	
												219	A	CSU Bakersfield	70 80	
												221	H	UMKC	89 60	
												231	H	SMU	77 49	
												243	A	San Francisco	84 61	
												271	A	UC Santa Barbara	63 53	
												281	A	LMU (CA)	87 70	
												281	H	LMU (CA)	76 67	
												284	H	Indiana St.	83 66	
												313	N	St. Francis Brooklyn	71 62	
												319	H	Weber St.	76 53	
LAST 10 Division I																
146	H	Portland	77 70	118	H	San Diego	64 66									
11	H	Gonzaga	65 83	72	H	BYU	66 76									
281	A	LMU (CA)	87 70	11	A	Gonzaga	67 68									
187	A	Pepperdine	54 59	146	A	Portland	77 73									
158	A	Saint Mary's (CA)	68 66	187	H	Pepperdine	64 63									

Non-Div I Games:

Pacific

■ Loss,
■ Non-Conf,
■ S Site,
■ H Home
■ A Away
N Neutral

Average RPI Win:	213	WON-LOST	WINNING	LAST 10	STRENGTH OF	OPP. STRENGTH	TEAM	ADJ.	CONF.	ADJ CONF.
Average RPI Loss:	65	RECORD	PCT. RANK	GAMES	SCHEDULE	OF SCHEDULE	RPI	RPI	RPI	RPI
DIV. I ONLY	12- 5	59	6-4	206	100	86	86	8	8	
DIV. I NON-CONF.	9- 3	63	3-2	302	97	104	104	8	8	
TOTALS	RPI 1-25	RPI 26-50	W-L RECORDS	RPI 51-100	RPI 101-150	RPI 150+				
12- 5	0- 1	0- 1	OVERALL	1- 3	1- 0	10- 0				
7- 1	0- 1	0- 0	HOME	1- 0	1- 0	5- 0				
5- 4	0- 0	0- 1	AWAY	0- 3	0- 0	5- 0				
0- 0	0- 0	0- 0	NEUTRAL	0- 0	0- 0	0- 0				
9- 3	0- 0	0- 1	NON-CONFERENCE	1- 2	0- 0	8- 0				
5- 0	0- 0	0- 0	HOME	1- 0	0- 0	4- 0				
4- 3	0- 0	0- 1	AWAY	0- 2	0- 0	4- 0				
0- 0	0- 0	0- 0	NEUTRAL	0- 0	0- 0	0- 0				
3- 2	0- 1	0- 0	CONFERENCE	0- 1	1- 0	2- 0				
2- 1	0- 1	0- 0	HOME	0- 0	1- 0	1- 0				
1- 1	0- 0	0- 0	AWAY	0- 1	0- 0	1- 0				
0- 0	0- 0	0- 0	NEUTRAL	0- 0	0- 0	0- 0				

RPI 1-25				RPI 26-50				RPI 51-100				RPI 101+			
RPI	S	Opponent	Score	RPI	S	Opponent	Score	RPI	S	Opponent	Score	RPI	S	Opponent	Score
20	H	Princeton	55 75	36	A	Duke	50 66	54	H	Drexel	53 49	142	H	Cornell	63 41
								76	A	Temple	72 76	163	H	Columbia	86 84
								95	A	Villanova	58 70	180	A	Hawaii	70 55
								98	A	Harvard	51 58	193	A	Dartmouth	66 33
												198	A	La Salle	65 49
												208	H	Stetson	81 41
												218	A	Saint Joseph's	55 45
												245	H	Iona	74 42
												276	H	Siena	92 44
												330	A	NJIT	85 51
												349	H	Hartford	74 46
LAST 10 Division I															
142	H	Cornell	63 41	95	A	Villanova	58 70	20	H	Princeton	55 75				
163	H	Columbia	86 84					180	A	Hawaii	70 55				
193	A	Dartmouth	66 33	98	A	Harvard	51 58	54	H	Drexel	53 49				
76	A	Temple	72 76	208	H	Stetson	81 41								

Non-Div I Games: Chaminade 90 39

Penn

Average RPI Win:	211	WON-LOST	WINNING	LAST 10	STRENGTH OF	OPP. STRENGTH	TEAM	ADJ.	CONF.	ADJ CONF.
Average RPI Loss:	84	RECORD	PCT. RANK	GAMES	SCHEDULE	OF SCHEDULE	RPI	RPI	RPI	RPI
DIV. I ONLY	7- 17	286	1-9	54	64	205	205	2	2	
DIV. I NON-CONF.	6- 5	151	0	238	237	224	224	2	2	
TOTALS	RPI 1-25	RPI 26-50	W-L RECORDS	RPI 51-100	RPI 101-150	RPI 150+				
7- 17	0- 5	0- 5	OVERALL	1- 1	1- 2	5- 4				
5- 9	0- 3	0- 1	HOME	1- 1	1- 1	3- 3				
1- 7	0- 2	0- 4	AWAY	0- 0	0- 1	1- 0				
1- 1	0- 0	0- 0	NEUTRAL	0- 0	0- 0	1- 1				
6- 5	0- 1	0- 0	NON-CONFERENCE	0- 0	1- 1	5- 3				
4- 3	0- 0	0- 0	HOME	0- 0	1- 1	3- 2				
1- 1	0- 1	0- 0	AWAY	0- 0	0- 0	1- 0				
1- 1	0- 0	0- 0	NEUTRAL	0- 0	0- 0	1- 1				
1- 12	0- 4	0- 5	CONFERENCE	1- 1	0- 1	0- 1				
1- 6	0- 3	0- 1	HOME	1- 1	0- 0	0- 1				
0- 6	0- 1	0- 4	AWAY	0- 0	0- 1	0- 0				
0- 0	0- 0	0- 0	NEUTRAL	0- 0	0- 0	0- 0				

RPI	S	Opponent	Score	RPI	S	Opponent	Score	RPI	S	Opponent	Score	RPI	S	Opponent	Score	Team's RPI: 205
8	H	Iowa	66 77	26	A	Ohio St.	70 80	58	H	Minnesota	74 81	101	H	Fordham	72 59	
15	H	Indiana	60 76	31	A	Michigan	48 82	97	H	Michigan St.	86 73	107	H	Rider	70 78	
16	A	Northwestern	59 85	39	A	Purdue	68 81					131	A	Wisconsin	65 71	
16	H	Northwestern	59 82	47	A	Rutgers	39 72					172	H	Illinois	66 70	
20	A	Princeton	55 72	47	H	Rutgers	57 62					183	A	Towson	73 67	
												195	H	Clemson	68 55	
												198	H	La Salle	67 69	
												228	H	George Mason	68 78	
												267	N	Long Beach St.	56 64	
												279	H	Pittsburgh	78 73	
												301	H	Sacred Heart	88 65	
												321	N	N.C. Central	92 68	
LAST 10 Division I																
172	H	Illinois	66 70	15	H	Indiana	60 76									
47	A	Rutgers	39 72	16	A	Northwestern	59 85									
16	H	Northwestern	59 82	47	H	Rutgers	57 62									
8	H	Iowa	66 77	26	A	Ohio St.	70 80									
39	A	Purdue	68 81	97	H	Michigan St.	86 73									

Non-Div I Games:

Penn St.

■ Loss,
■ Non-Conf,
■ S Site,
■ H Home
■ A Away
N Neutral

Pepperdine

Through Games Of Feb. 12, 2020

Average RPI Win:	216	WON-LOST	WINNING	LAST 10	STRENGTH OF	OPP. STRENGTH	TEAM	ADJ.	CONF.	ADJ CONF.
Average RPI Loss:	136	RECORD	PCT. RANK	GAMES	SCHEDULE	OF SCHEDULE	RPI	RPI	RPI	RPI
DIV. I ONLY	11- 10	160	6-4	231	108	187	187	11	11	
DIV. I NON-CONF.	4- 4	164	0	311	195	247	247	11	11	
TOTALS	RPI 1-25	RPI 26-50	W-L RECORDS	RPI 51-100	RPI 101-150	RPI 150+				
11- 10	0- 1	0- 0	OVERALL	0- 2	2- 3	9- 4				
7- 4	0- 0	0- 0	HOME	0- 1	2- 0	5- 3				
4- 6	0- 1	0- 0	AWAY	0- 1	0- 3	4- 1				
0- 0	0- 0	0- 0	NEUTRAL	0- 0	0- 0	0- 0				
4- 4	0- 0	0- 0	NON-CONFERENCE	0- 1	0- 1	4- 2				
2- 2	0- 0	0- 0	HOME	0- 0	0- 0	2- 2				
2- 2	0- 0	0- 0	AWAY	0- 1	0- 1	2- 0				
0- 0	0- 0	0- 0	NEUTRAL	0- 0	0- 0	0- 0				
7- 6	0- 1	0- 0	CONFERENCE	0- 1	2- 2	5- 2				
5- 2	0- 0	0- 0	HOME	0- 1	2- 0	3- 1				
2- 4	0- 1	0- 0	AWAY	0- 0	0- 2	2- 1				
0- 0	0- 0	0- 0	NEUTRAL	0- 0	0- 0	0- 0				

RPI S	Opponent	Score	RPI S	Opponent	Score	RPI S	Opponent	Score	RPI S	Opponent	Score	Team's RPI: 187
11	A Gonzaga	36 70				72	H BYU	47 65	106	A Pacific	63 64	
						92	A Washington St.	48 85	106	H Pacific	59 54	
									118	H San Diego	73 57	
									128	A Boise St.	74 76	
									146	A Portland	67 69	
									158	A Saint Mary's (CA)	78 85	
									158	H Saint Mary's (CA)	73 64	
									165	H UC Davis	70 67	
									180	H Hawaii	51 52	
									184	H UNLV	44 69	
									203	A Santa Clara	79 61	
									203	H Santa Clara	79 71	
									243	A San Francisco	70 64	
									243	H San Francisco	82 70	
									281	H LMU (CA)	77 84	
									306	A Eastern Wash.	53 52	
									312	H Cal Poly	63 53	
									322	A New Mexico St.	72 69	
LAST 10 Division I												
203	A Santa Clara	79 61	11	A Gonzaga	36 70							
243	A San Francisco	70 64	281	H LMU (CA)	77 84							
158	H Saint Mary's (CA)	73 64	243	H San Francisco	82 70							
106	H Pacific	59 54	203	H Santa Clara	79 71							
146	A Portland	67 69	106	A Pacific	63 64							

Non-Div I Games: Concordia (CA) 76 57 Cal St. L.A. 79 56

Pepperdine

Loss, Non-Conf, S Site, H Home A Away N Neutral

Average RPI Win:	266	WON-LOST	WINNING	LAST 10	STRENGTH OF	OPP. STRENGTH	TEAM	ADJ.	CONF.	ADJ CONF.
Average RPI Loss:	95	RECORD	PCT. RANK	GAMES	SCHEDULE	OF SCHEDULE	RPI	RPI	RPI	RPI
DIV. I ONLY	4- 19	320	1-9	87	88	279	279	5	5	
DIV. I NON-CONF.	3- 8	268	0	226	229	308	308	3	3	
TOTALS	RPI 1-25	RPI 26-50	W-L RECORDS	RPI 51-100	RPI 101-150	RPI 150+				
4- 19	0- 3	0- 2	OVERALL	0- 7	1- 3	3- 4				
3- 10	0- 2	0- 0	HOME	0- 4	1- 2	2- 2				
0- 8	0- 1	0- 2	AWAY	0- 2	0- 1	0- 2				
1- 1	0- 0	0- 0	NEUTRAL	0- 1	0- 0	1- 0				
3- 8	0- 0	0- 1	NON-CONFERENCE	0- 3	0- 1	3- 3				
2- 4	0- 0	0- 0	HOME	0- 1	0- 1	2- 2				
0- 3	0- 0	0- 1	AWAY	0- 1	0- 0	0- 1				
1- 1	0- 0	0- 0	NEUTRAL	0- 1	0- 0	1- 0				
1- 11	0- 3	0- 1	CONFERENCE	0- 4	1- 2	0- 1				
1- 6	0- 2	0- 0	HOME	0- 3	1- 1	0- 0				
0- 5	0- 1	0- 1	AWAY	0- 1	0- 1	0- 1				
0- 0	0- 0	0- 0	NEUTRAL	0- 0	0- 0	0- 0				

RPI S	Opponent	Score	RPI S	Opponent	Score	RPI S	Opponent	Score	RPI S	Opponent	Score	Team's RPI: 279
12	A Louisville	49 83	33	A Virginia Tech	56 68	52	N Ohio	50 72	104	A Notre Dame	52 74	
14	H NC State	44 88	50	A UCF	58 74	68	H Stony Brook	56 59	104	H Notre Dame	52 60	
23	H Florida St.	41 66				77	H Boston College	70 79	109	H Duquesne	62 81	
						81	A North Carolina	62 70	115	H Wake Forest	53 48	
						84	A Cincinnati	53 69	181	H Miami (OH)	71 80	
						87	H Georgia Tech	48 77	195	A Clemson	67 75	
						88	H Syracuse	51 69	205	A Penn St.	73 78	
									240	H Georgetown	56 66	
									278	N Ole Miss	58 50	
									325	H Fairleigh Dickinson	69 60	
									344	H Central Conn. St.	81 73	
LAST 10 Division I												
104	A Notre Dame	52 74	14	H NC State	44 88							
87	H Georgia Tech	48 77	88	H Syracuse	51 69							
23	H Florida St.	41 66	195	A Clemson	67 75							
115	H Wake Forest	53 48	33	A Virginia Tech	56 68							
12	A Louisville	49 83	77	H Boston College	70 79							

Non-Div I Games:

Pittsburgh

■ Loss,
 ■ Non-Conf, S Site,
 ■ Home
 ■ Away
 N Neutral

Average RPI Win: 210	WON-LOST	WINNING	LAST 10	STRENGTH OF	OPP. STRENGTH	TEAM	ADJ.	CONF.	ADJ CONF.
Average RPI Loss: 128	RECORD	PCT. RANK	GAMES	SCHEDULE	OF SCHEDULE	RPI	RPI	RPI	RPI
DIV. I ONLY	12- 10	146	6-4	142	156	146	146	11	11
DIV. I NON-CONF.	5- 4	140	0	218	340	198	198	11	11
TOTALS	RPI 1-25	RPI 26-50	W-L RECORDS	RPI 51-100	RPI 101-150	RPI 150+			
12- 10	0- 1	0- 0	OVERALL	2- 1	0- 6	10- 2			
5- 6	0- 0	0- 0	HOME	1- 1	0- 4	4- 1			
7- 4	0- 1	0- 0	AWAY	1- 0	0- 2	6- 1			
0- 0	0- 0	0- 0	NEUTRAL	0- 0	0- 0	0- 0			
5- 4	0- 0	0- 0	NON-CONFERENCE	1- 0	0- 2	4- 2			
2- 3	0- 0	0- 0	HOME	1- 0	0- 2	1- 1			
3- 1	0- 0	0- 0	AWAY	0- 0	0- 0	3- 1			
0- 0	0- 0	0- 0	NEUTRAL	0- 0	0- 0	0- 0			
7- 6	0- 1	0- 0	CONFERENCE	1- 1	0- 4	6- 0			
3- 3	0- 0	0- 0	HOME	0- 1	0- 2	3- 0			
4- 3	0- 1	0- 0	AWAY	1- 0	0- 2	3- 0			
0- 0	0- 0	0- 0	NEUTRAL	0- 0	0- 0	0- 0			

RPI	S	Opponent	Score	RPI	S	Opponent	Score	RPI	S	Opponent	Score	RPI	S	Opponent	Score	Team's RPI: 146
11	A	Gonzaga	57 62					55	H	Fresno St.	75 64	106	A	Pacific	70 77	
								72	A	BYU	57 48	106	H	Pacific	73 77	
								72	H	BYU	54 66	118	A	San Diego	55 74	
												118	H	San Diego	58 62	
												123	H	Abilene Christian	69 76	
												134	H	Loyola Chicago	64 78	
												158	A	Saint Mary's (CA)	72 53	
												158	H	Saint Mary's (CA)	78 65	
												187	H	Pepperdine	69 67	
												203	A	Santa Clara	80 77	
												206	H	Portland St.	71 77	
												238	H	Grand Canyon	73 41	
												243	A	San Francisco	73 66	
												281	H	LMU (CA)	74 49	
												287	A	CSUN	64 73	
												290	A	Utah St.	70 64	
												311	A	Air Force	72 56	
												319	A	Weber St.	78 59	
LAST 10 Division I																
106	A	Pacific	70 77	281	H	LMU (CA)	74 49									
158	A	Saint Mary's (CA)	72 53	203	A	Santa Clara	80 77									
118	H	San Diego	58 62	243	A	San Francisco	73 66									
72	H	BYU	54 66	158	H	Saint Mary's (CA)	78 65									
187	H	Pepperdine	69 67	106	H	Pacific	73 77									

Non-Div I Games: Warner Pacific 78 36 Willamette 82 42

Portland

■ Loss,
 ■ Non-Conf, S Site,
 ■ Home
 ■ Away
 N Neutral

Average RPI Win:	219	WON-LOST	WINNING	LAST 10	STRENGTH OF	OPP. STRENGTH	TEAM	ADJ.	CONF.	ADJ CONF.
Average RPI Loss:	185	RECORD	PCT. RANK	GAMES	SCHEDULE	OF SCHEDULE	RPI	RPI	RPI	RPI
DIV. I ONLY	11- 11	174	5-5	210	284	206	206	18	18	
DIV. I NON-CONF.	5- 4	140	0	141	324	129	129	17	17	
TOTALS	RPI 1-25	RPI 26-50	W-L RECORDS	RPI 51-100	RPI 101-150	RPI 150+				
11- 11	0- 0	0- 1	OVERALL	0- 1	2- 1	9- 8				
6- 5	0- 0	0- 1	HOME	0- 1	1- 0	5- 3				
5- 5	0- 0	0- 0	AWAY	0- 0	1- 1	4- 4				
0- 1	0- 0	0- 0	NEUTRAL	0- 0	0- 0	0- 1				
5- 4	0- 0	0- 1	NON-CONFERENCE	0- 0	1- 1	4- 2				
2- 1	0- 0	0- 1	HOME	0- 0	0- 0	2- 0				
3- 2	0- 0	0- 0	AWAY	0- 0	1- 1	2- 1				
0- 1	0- 0	0- 0	NEUTRAL	0- 0	0- 0	0- 1				
6- 7	0- 0	0- 0	CONFERENCE	0- 1	1- 0	5- 6				
4- 4	0- 0	0- 0	HOME	0- 1	1- 0	3- 3				
2- 3	0- 0	0- 0	AWAY	0- 0	0- 0	2- 3				
0- 0	0- 0	0- 0	NEUTRAL	0- 0	0- 0	0- 0				

RPI 1-25			RPI 26-50			RPI 51-100			RPI 101+ Team's RPI: 206		
RPI	S	Opponent	Score	RPI	S	Opponent	Score	RPI	S	Opponent	Score
				49	H	Tennessee	61 88	90	H	Montana St.	62 73
								121	H	Idaho	74 53
								128	A	Boise St.	57 82
								146	A	Portland	77 71
								165	A	UC Davis	76 70
								168	A	Southern Utah	58 71
								168	H	Southern Utah	72 81
								174	A	Montana	55 62
								174	H	Montana	78 65
								186	H	Northern Ariz.	66 54
								197	A	Idaho St.	69 64
								213	A	Northern Colo.	58 77
								213	H	Northern Colo.	51 78
								221	A	UMKC	69 87
								238	H	Grand Canyon	69 46
								251	H	Nevada	80 75
								303	A	UC Irvine	70 61
								303	N	UC Irvine	75 83
								306	H	Eastern Wash.	75 58
								307	H	Sacramento St.	70 73
								319	A	Weber St.	76 57
LAST 10 Division I											
213	H	Northern Colo.	51 78	319	A	Weber St.	76 57				
168	H	Southern Utah	72 81	197	A	Idaho St.	69 64				
174	A	Montana	55 62	174	H	Montana	78 65				
186	H	Northern Ariz.	66 54	90	H	Montana St.	62 73				
307	H	Sacramento St.	70 73	306	H	Eastern Wash.	75 58				

Non-Div I Games: Multnomah 104 48

Portland St.

■ Loss,
 ■ Non-Conf,
 ■ S Site,
 ■ H Home
 ■ A Away
 N Neutral

Average RPI Win:	293	WON-LOST	WINNING	LAST 10	STRENGTH OF	OPP. STRENGTH	TEAM	ADJ.	CONF.	ADJ CONF.
Average RPI Loss:	141	RECORD	PCT. RANK	GAMES	SCHEDULE	OF SCHEDULE	RPI	RPI	RPI	RPI
DIV. I ONLY	5- 14	299	5-5	211	264	289	289	32	32	
DIV. I NON-CONF.	0- 9	338	0	37	27	265	265	31	31	
TOTALS	RPI 1-25	RPI 26-50	W-L RECORDS	RPI 51-100	RPI 101-150	RPI 150+				
5- 14	0- 2	0- 1	OVERALL	0- 1	1- 5	4- 5				
3- 3	0- 0	0- 0	HOME	0- 0	1- 1	2- 2				
2- 9	0- 2	0- 1	AWAY	0- 1	0- 3	2- 2				
0- 2	0- 0	0- 0	NEUTRAL	0- 0	0- 1	0- 1				
0- 9	0- 2	0- 1	NON-CONFERENCE	0- 1	0- 4	0- 1				
0- 1	0- 0	0- 0	HOME	0- 0	0- 1	0- 0				
0- 6	0- 2	0- 1	AWAY	0- 1	0- 2	0- 0				
0- 2	0- 0	0- 0	NEUTRAL	0- 0	0- 1	0- 1				
5- 5	0- 0	0- 0	CONFERENCE	0- 0	1- 1	4- 4				
3- 2	0- 0	0- 0	HOME	0- 0	1- 0	2- 2				
2- 3	0- 0	0- 0	AWAY	0- 0	0- 1	2- 2				
0- 0	0- 0	0- 0	NEUTRAL	0- 0	0- 0	0- 0				

RPI 1-25				RPI 26-50				RPI 51-100				RPI 101+ Team's RPI: 289			
RPI	S	Opponent	Score	RPI	S	Opponent	Score	RPI	S	Opponent	Score	RPI	S	Opponent	Score
18	A	Texas A&M	38 80	45	A	Oklahoma	48 94	85	A	Rice	55 77	110	N	A&M-Corpus Christi	52 64
21	A	Arizona	48 83									111	A	Texas Southern	65 88
												111	H	Texas Southern	50 47
												131	A	Wisconsin	42 68
												135	H	Florida	44 51
												150	A	Texas Tech	48 82
												154	A	Jackson St.	49 53
												181	N	Miami (OH)	52 65
												236	H	Southern U.	48 68
												269	A	Alabama A&M	44 54
												323	A	Alabama St.	62 59
												326	H	Alcorn	63 68
												333	H	Ark.-Pine Bluff	61 51
												347	A	Grambling	67 54
												351	H	Mississippi Val.	81 47
LAST 10 Division I															
				111	H	Texas Southern	50 47	154	A	Jackson St.	49 53				
				269	A	Alabama A&M	44 54	347	A	Grambling	67 54				
				323	A	Alabama St.	62 59	111	A	Texas Southern	65 88				
				351	H	Mississippi Val.	81 47	236	H	Southern U.	48 68				
				333	H	Ark.-Pine Bluff	61 51	326	H	Alcorn	63 68				

Non-Div I Games: Huston-Tillotson 79 60 Wiley 75 42 Tex. A&M-Kingsville 85 55

Presbyterian

Through Games Of Feb. 12, 2020

Average RPI Win:	292	WON-LOST	WINNING	LAST 10	STRENGTH OF	OPP. STRENGTH	TEAM	ADJ.	CONF.	ADJ CONF.
Average RPI Loss:	207	RECORD	PCT. RANK	GAMES	SCHEDULE	OF SCHEDULE	RPI	RPI	RPI	RPI
DIV. I ONLY	6- 15	289	4-6	301	334	305	305	25	25	
DIV. I NON-CONF.	2- 5	259	0	309	277	305	305	28	28	
TOTALS	RPI 1-25	RPI 26-50	W-L RECORDS	RPI 51-100	RPI 101-150	RPI 150+				
6- 15	0- 0	0- 0	OVERALL	0- 1	0- 2	6- 12				
2- 6	0- 0	0- 0	HOME	0- 0	0- 1	2- 5				
4- 9	0- 0	0- 0	AWAY	0- 1	0- 1	4- 7				
0- 0	0- 0	0- 0	NEUTRAL	0- 0	0- 0	0- 0				
2- 5	0- 0	0- 0	NON-CONFERENCE	0- 1	0- 1	2- 3				
1- 1	0- 0	0- 0	HOME	0- 0	0- 0	1- 1				
1- 4	0- 0	0- 0	AWAY	0- 1	0- 1	1- 2				
0- 0	0- 0	0- 0	NEUTRAL	0- 0	0- 0	0- 0				
4- 10	0- 0	0- 0	CONFERENCE	0- 0	0- 1	4- 9				
1- 5	0- 0	0- 0	HOME	0- 0	0- 1	1- 4				
3- 5	0- 0	0- 0	AWAY	0- 0	0- 0	3- 5				
0- 0	0- 0	0- 0	NEUTRAL	0- 0	0- 0	0- 0				

RPI 1-25				RPI 26-50				RPI 51-100				RPI 101+				Team's RPI: 305	
RPI	S	Opponent	Score	RPI	S	Opponent	Score	RPI	S	Opponent	Score	RPI	S	Opponent	Score		
								60	A	West Virginia	40	56	103	H	Campbell	47	53
													135	A	Florida	46	60
													161	H	Hampton	42	71
													172	A	Illinois	52	71
													194	A	High Point	55	60
													214	A	Gardner-Webb	56	53
													217	A	Radford	42	54
													217	H	Radford	39	65
													233	A	UNC Asheville	39	54
													233	H	UNC Asheville	48	64
													257	A	Winthrop	54	61
													258	H	Col. of Charleston	58	54
													259	A	Longwood	82	77
													259	H	Longwood	60	71
													264	H	UNCW	60	70
													266	A	Wofford	60	67
													332	A	USC Upstate	60	70
													332	H	USC Upstate	55	42
													343	A	Charleston So.	67	46
													348	A	South Carolina St.	70	49
LAST 10 Division I																	
233	H	UNC Asheville	48	64	332	H	USC Upstate	55	42								
259	A	Longwood	82	77	194	A	High Point	55	60								
332	A	USC Upstate	60	70	103	H	Campbell	47	53								
217	H	Radford	39	65	214	A	Gardner-Webb	56	53								
343	A	Charleston So.	67	46	257	A	Winthrop	54	61								

Non-Div I Games: William Peace 72 35 Brevard 74 45

Presbyterian

Loss, Non-Conf, S Site, H Home A Away N Neutral

Average RPI Win:	160	WON-LOST	WINNING	LAST 10	STRENGTH OF	OPP. STRENGTH	TEAM	ADJ.	CONF.	ADJ CONF.
Average RPI Loss:	8	RECORD	PCT. RANK	GAMES	SCHEDULE	OF SCHEDULE	RPI	RPI	RPI	RPI
DIV. I ONLY	17- 1	5	10-0	99	96	20	20	8	8	
DIV. I NON-CONF.	12- 1	10	5-0	157	64	22	22	8	8	
TOTALS	RPI 1-25	RPI 26-50	W-L RECORDS	RPI 51-100	RPI 101-150	RPI 150+				
17- 1	1- 1	0- 0	OVERALL	5- 0	3- 0	8- 0				
9- 0	1- 0	0- 0	HOME	0- 0	2- 0	6- 0				
8- 1	0- 1	0- 0	AWAY	5- 0	1- 0	2- 0				
0- 0	0- 0	0- 0	NEUTRAL	0- 0	0- 0	0- 0				
12- 1	1- 1	0- 0	NON-CONFERENCE	3- 0	2- 0	6- 0				
7- 0	1- 0	0- 0	HOME	0- 0	1- 0	5- 0				
5- 1	0- 1	0- 0	AWAY	3- 0	1- 0	1- 0				
0- 0	0- 0	0- 0	NEUTRAL	0- 0	0- 0	0- 0				
5- 0	0- 0	0- 0	CONFERENCE	2- 0	1- 0	2- 0				
2- 0	0- 0	0- 0	HOME	0- 0	1- 0	1- 0				
3- 0	0- 0	0- 0	AWAY	2- 0	0- 0	1- 0				
0- 0	0- 0	0- 0	NEUTRAL	0- 0	0- 0	0- 0				

RPI	S	Opponent	Score
8	A	Iowa	75 77
25	H	FGCU	67 53

RPI	S	Opponent	Score
-----	---	----------	-------

RPI	S	Opponent	Score
61	A	Marist	62 50
69	A	Seton Hall	78 76
86	A	Penn	75 55
96	A	Saint Louis	66 50
98	A	Harvard	60 46

RPI	S	Opponent	Score
107	H	Rider	80 47
133	A	Missouri	68 33
142	H	Cornell	60 29
153	A	George Washington	75 50
163	H	Columbia	77 55
193	A	Dartmouth	66 34
205	H	Penn St.	72 55
265	H	New Hampshire	77 37
270	H	Monmouth	52 40
313	H	St. Francis Brooklyn	76 44
349	H	Hartford	73 42

LAST 10 Division I

163	H	Columbia	77 55	265	H	New Hampshire	77 37
142	H	Cornell	60 29	96	A	Saint Louis	66 50
98	A	Harvard	60 46	133	A	Missouri	68 33
193	A	Dartmouth	66 34	205	H	Penn St.	72 55
86	A	Penn	75 55	349	H	Hartford	73 42

Non-Div I Games:

Princeton

■ Loss,
 ■ Non-Conf, S Site,
 ■ Home
 ■ Away
 N Neutral

Average RPI Win:	220	WON-LOST	WINNING	LAST 10	STRENGTH OF	OPP. STRENGTH	TEAM	ADJ.	CONF.	ADJ CONF.
Average RPI Loss:	75	RECORD	PCT. RANK	GAMES	SCHEDULE	OF SCHEDULE	RPI	RPI	RPI	RPI
DIV. I ONLY	10- 14	227	1-9	100	86	143	143	6	6	
DIV. I NON-CONF.	9- 3	63	0	231	219	76	76	6	6	
TOTALS	RPI 1-25	RPI 26-50	W-L RECORDS	RPI 51-100	RPI 101-150	RPI 150+				
10- 14	0- 2	0- 5	OVERALL	2- 5	0- 0	8- 2				
3- 4	0- 1	0- 2	HOME	1- 1	0- 0	2- 0				
5- 9	0- 1	0- 3	AWAY	1- 3	0- 0	4- 2				
2- 1	0- 0	0- 0	NEUTRAL	0- 1	0- 0	2- 0				
9- 3	0- 0	0- 1	NON-CONFERENCE	2- 1	0- 0	7- 1				
2- 0	0- 0	0- 0	HOME	1- 0	0- 0	1- 0				
5- 2	0- 0	0- 1	AWAY	1- 0	0- 0	4- 1				
2- 1	0- 0	0- 0	NEUTRAL	0- 1	0- 0	2- 0				
1- 11	0- 2	0- 4	CONFERENCE	0- 4	0- 0	1- 1				
1- 4	0- 1	0- 2	HOME	0- 1	0- 0	1- 0				
0- 7	0- 1	0- 2	AWAY	0- 3	0- 0	0- 1				
0- 0	0- 0	0- 0	NEUTRAL	0- 0	0- 0	0- 0				

RPI S Opponent	Score	RPI S Opponent	Score	RPI S Opponent	Score	RPI S Opponent	Score	Team's RPI: 143
19 A DePaul	71 93	34 A Marquette	55 85	63 A St. John's (NY)	58 64	151 A Massachusetts	72 63	
19 H DePaul	67 80	34 H Marquette	50 60	65 N Ball St.	51 52	176 N Rhode Island	58 51	
		35 A Creighton	63 72	69 A Seton Hall	55 97	207 A New Mexico	68 86	
		35 H Creighton	68 77	77 H Boston College	76 60	225 H UMass Lowell	63 38	
		41 A Yale	79 82	91 A Utah	67 60	240 A Georgetown	53 62	
				93 H Butler	47 50	263 H Xavier	60 48	
				95 A Villanova	49 51	270 A Monmouth	68 52	
						281 N LMU (CA)	48 45	
						314 A Bryant	76 32	
						349 A Hartford	75 57	
LAST 10 Division I								
35 H Creighton	68 77	69 A Seton Hall	55 97					
19 A DePaul	71 93	63 A St. John's (NY)	58 64					
34 A Marquette	55 85	35 A Creighton	63 72					
263 H Xavier	60 48	34 H Marquette	50 60					
93 H Butler	47 50	19 H DePaul	67 80					

Non-Div I Games:

Providence

■ Loss,
 ■ Non-Conf,
 ■ S Site,
 ■ H Home
 ■ A Away
 N Neutral

Average RPI Win:	133	WON-LOST	WINNING	LAST 10	STRENGTH OF	OPP. STRENGTH	TEAM	ADJ.	CONF.	ADJ CONF.
Average RPI Loss:	24	RECORD	PCT. RANK	GAMES	SCHEDULE	OF SCHEDULE	RPI	RPI	RPI	RPI
DIV. I ONLY	15- 10	109	4-6	13	2	39	39	2	2	
DIV. I NON-CONF.	9- 3	63	0	39	10	19	19	2	2	
TOTALS	RPI 1-25	RPI 26-50	W-L RECORDS	RPI 51-100	RPI 101-150	RPI 150+				
15- 10	0- 6	4- 3	OVERALL	2- 1	2- 0	7- 0				
9- 4	0- 2	1- 1	HOME	0- 1	2- 0	6- 0				
4- 5	0- 3	1- 2	AWAY	2- 0	0- 0	1- 0				
2- 1	0- 1	2- 0	NEUTRAL	0- 0	0- 0	0- 0				
9- 3	0- 2	3- 1	NON-CONFERENCE	0- 0	1- 0	5- 0				
6- 0	0- 0	1- 0	HOME	0- 0	1- 0	4- 0				
1- 2	0- 1	0- 1	AWAY	0- 0	0- 0	1- 0				
2- 1	0- 1	2- 0	NEUTRAL	0- 0	0- 0	0- 0				
6- 7	0- 4	1- 2	CONFERENCE	2- 1	1- 0	2- 0				
3- 4	0- 2	0- 1	HOME	0- 1	1- 0	2- 0				
3- 3	0- 2	1- 1	AWAY	2- 0	0- 0	0- 0				
0- 0	0- 0	0- 0	NEUTRAL	0- 0	0- 0	0- 0				

RPI 1-25				RPI 26-50				RPI 51-100				RPI 101+			
RPI	S	Opponent	Score	RPI	S	Opponent	Score	RPI	S	Opponent	Score	RPI	S	Opponent	Score
1	A	South Carolina	49 85	26	A	Ohio St.	66 50	58	H	Minnesota	59 72	104	H	Kent St.	77 64
8	H	Iowa	71 83	28	N	Arizona St.	59 52	74	A	Nebraska	76 68	131	H	Wisconsin	72 61
11	N	Gonzaga	50 63	29	N	Drake	67 47	97	A	Michigan St.	76 66	169	H	Northern Ill.	68 63
15	A	Indiana	48 66	30	H	Western Ky.	67 50					172	H	Illinois	81 67
15	H	Indiana	54 66	31	A	Michigan	63 66					205	H	Penn St.	81 68
16	A	Northwestern	56 61	33	A	Virginia Tech	54 67					210	H	Western Ill.	66 59
				47	H	Rutgers	53 59					229	A	Chattanooga	66 34
												234	H	Milwaukee	68 55
												260	H	Bowling Green	81 74
LAST 10 Division I															
				8	H	Iowa	71 83	74	A	Nebraska	76 68				
				31	A	Michigan	63 66	58	H	Minnesota	59 72				
				15	H	Indiana	54 66	172	H	Illinois	81 67				
				97	A	Michigan St.	76 66	16	A	Northwestern	56 61				
				205	H	Penn St.	81 68	15	A	Indiana	48 66				

Non-Div I Games:

Purdue

■ Loss,
 ■ Non-Conf,
 ■ S Site,
 ■ H Home
 ■ A Away
 N Neutral

Average RPI Win: 324		WON-LOST	WINNING	LAST 10	STRENGTH OF	OPP. STRENGTH	TEAM	ADJ.	CONF.	ADJ CONF.
Average RPI Loss: 173		RECORD	PCT. RANK	GAMES	SCHEDULE	OF SCHEDULE	RPI	RPI	RPI	RPI
DIV. I ONLY		3- 19	330	1-9	224	278	329	329	19	19
DIV. I NON-CONF.		2- 9	304	0	272	303	332	332	18	18
TOTALS	RPI 1-25		RPI 26-50		W-L RECORDS		RPI 51-100		RPI 101-150	RPI 150+
3- 19	0- 0		0- 2		OVERALL		0- 3		0- 3	3- 11
2- 8	0- 0		0- 1		HOME		0- 2		0- 1	2- 4
1- 8	0- 0		0- 1		AWAY		0- 1		0- 0	1- 6
0- 3	0- 0		0- 0		NEUTRAL		0- 0		0- 2	0- 1
2- 9	0- 0		0- 0		NON-CONFERENCE		0- 2		0- 3	2- 4
2- 2	0- 0		0- 0		HOME		0- 1		0- 1	2- 0
0- 4	0- 0		0- 0		AWAY		0- 1		0- 0	0- 3
0- 3	0- 0		0- 0		NEUTRAL		0- 0		0- 2	0- 1
1- 10	0- 0		0- 2		CONFERENCE		0- 1		0- 0	1- 7
0- 6	0- 0		0- 1		HOME		0- 1		0- 0	0- 4
1- 4	0- 0		0- 1		AWAY		0- 0		0- 0	1- 3
0- 0	0- 0		0- 0		NEUTRAL		0- 0		0- 0	0- 0

RPI 1-25				RPI 26-50				RPI 51-100				RPI 101+				Team's RPI: 329	
RPI	S	Opponent	Score	RPI	S	Opponent	Score	RPI	S	Opponent	Score	RPI	S	Opponent	Score		
				40	A	South Dakota	25 79	64	H	South Dakota St.	69 100	104	N	Kent St.	67 75		
				40	H	South Dakota	41 62	65	H	Ball St.	52 83	129	H	Southeast Mo. St.	48 58		
								93	A	Butler	58 85	150	N	Texas Tech	48 82		
												160	A	Eastern Mich.	40 64		
												201	A	Akron	53 64		
												209	H	Oral Roberts	73 79		
												210	A	Western Ill.	68 79		
												210	H	Western Ill.	74 83		
												212	A	North Dakota	85 91		
												212	H	North Dakota	49 63		
												270	N	Monmouth	46 60		
												292	H	North Dakota St.	44 58		
												294	A	Denver	57 83		
												304	A	Omaha	58 57		
												328	H	Evansville	67 64		
												338	A	SIUE	53 57		
												341	H	UIC	61 50		
LAST 10 Division I																	
				294	A	Denver	57 83	40	A	South Dakota	25 79						
				210	H	Western Ill.	74 83	209	H	Oral Roberts	73 79						
				212	H	North Dakota	49 63	64	H	South Dakota St.	69 100						
				292	H	North Dakota St.	44 58	210	A	Western Ill.	68 79						
				304	A	Omaha	58 57	212	A	North Dakota	85 91						

Non-Div I Games:	Heidelberg	82	55	Purdue Northwest	73	50
------------------	------------	----	----	------------------	----	----

Purdue Fort Wayne

■ Loss, ■ Non-Conf, S Site, H Home A Away N Neutral

Page 234

Quinnipiac

Through Games Of Feb. 12, 2020

Average RPI Win:	253	WON-LOST	WINNING	LAST 10	STRENGTH OF	OPP. STRENGTH	TEAM	ADJ.	CONF.	ADJ CONF.
Average RPI Loss:	109	RECORD	PCT. RANK	GAMES	SCHEDULE	OF SCHEDULE	RPI	RPI	RPI	RPI
DIV. I ONLY	11- 10	160	7-3	179	202	178	178	24	24	
DIV. I NON-CONF.	3- 6	235	0	48	63	163	163	25	25	
TOTALS	RPI 1-25	RPI 26-50	W-L RECORDS	RPI 51-100	RPI 101-150	RPI 150+				
11- 10	0- 1	0- 2	OVERALL	1- 3	0- 1	10- 3				
6- 5	0- 0	0- 0	HOME	1- 2	0- 0	5- 3				
5- 5	0- 1	0- 2	AWAY	0- 1	0- 1	5- 0				
0- 0	0- 0	0- 0	NEUTRAL	0- 0	0- 0	0- 0				
3- 6	0- 1	0- 2	NON-CONFERENCE	1- 2	0- 0	2- 1				
2- 3	0- 0	0- 0	HOME	1- 2	0- 0	1- 1				
1- 3	0- 1	0- 2	AWAY	0- 0	0- 0	1- 0				
0- 0	0- 0	0- 0	NEUTRAL	0- 0	0- 0	0- 0				
8- 4	0- 0	0- 0	CONFERENCE	0- 1	0- 1	8- 2				
4- 2	0- 0	0- 0	HOME	0- 0	0- 0	4- 2				
4- 2	0- 0	0- 0	AWAY	0- 1	0- 1	4- 0				
0- 0	0- 0	0- 0	NEUTRAL	0- 0	0- 0	0- 0				

RPI 1-25				RPI 26-50				RPI 51-100				RPI 101+ Team's RPI: 178			
RPI	S	Opponent	Score	RPI	S	Opponent	Score	RPI	S	Opponent	Score	RPI	S	Opponent	Score
3	A	Maryland	52 107	41	A	Yale	59 63	54	H	Drexel	62 66	107	A	Rider	59 75
				50	A	UCF	58 80	61	A	Marist	60 73	153	H	George Washington	67 78
								73	H	Bucknell	76 69	176	H	Rhode Island	75 63
								98	H	Harvard	68 77	226	H	Fairfield	76 62
												230	H	Manhattan	70 58
												245	A	Iona	67 63
												245	H	Iona	71 75
												270	A	Monmouth	52 45
												270	H	Monmouth	60 53
												276	A	Siena	66 52
												276	H	Siena	60 68
												327	A	Saint Peter's	91 64
												339	H	Canisius	74 71
												349	A	Hartford	87 50
LAST 10 Division I															
276	H	Siena	60 68	61	A	Marist	60 73								
270	A	Monmouth	52 45	339	H	Canisius	74 71								
245	A	Iona	67 63	270	H	Monmouth	60 53								
327	A	Saint Peter's	91 64	230	H	Manhattan	70 58								
226	H	Fairfield	76 62	107	A	Rider	59 75								

Non-Div I Games:

Quinnipiac

Loss, Non-Conf, S Site, H Home A Away N Neutral

Radford

Through Games Of Feb. 12, 2020

Average RPI Win: 290	WON-LOST	WINNING	LAST 10	STRENGTH OF	OPP. STRENGTH	TEAM	ADJ.	CONF.	ADJ CONF.
Average RPI Loss: 145	RECORD	PCT. RANK	GAMES	SCHEDULE	OF SCHEDULE	RPI	RPI	RPI	RPI
DIV. I ONLY	11- 11	174	7-3	291	265	217	217	25	25
DIV. I NON-CONF.	2- 7	288	0	264	84	271	271	28	28
TOTALS	RPI 1-25	RPI 26-50	W-L RECORDS	RPI 51-100	RPI 101-150	RPI 150+			
11- 11	0- 0	0- 1	OVERALL	0- 2	0- 2	11- 6			
4- 4	0- 0	0- 0	HOME	0- 0	0- 1	4- 3			
7- 7	0- 0	0- 1	AWAY	0- 2	0- 1	7- 3			
0- 0	0- 0	0- 0	NEUTRAL	0- 0	0- 0	0- 0			
2- 7	0- 0	0- 1	NON-CONFERENCE	0- 2	0- 1	2- 3			
0- 2	0- 0	0- 0	HOME	0- 0	0- 0	0- 2			
2- 5	0- 0	0- 1	AWAY	0- 2	0- 1	2- 1			
0- 0	0- 0	0- 0	NEUTRAL	0- 0	0- 0	0- 0			
9- 4	0- 0	0- 0	CONFERENCE	0- 0	0- 1	9- 3			
4- 2	0- 0	0- 0	HOME	0- 0	0- 1	4- 1			
5- 2	0- 0	0- 0	AWAY	0- 0	0- 0	5- 2			
0- 0	0- 0	0- 0	NEUTRAL	0- 0	0- 0	0- 0			

RPI S	Opponent	Score	RPI S	Opponent	Score	RPI S	Opponent	Score	RPI S	Opponent	Score	Team's RPI: 217
26	A Ohio St.	57 70	60	A West Virginia	37 74	103	H Campbell	32 43	108	A Vanderbilt	46 80	
			67	A Alabama	51 85	161	A Hampton	48 51	194	A High Point	58 68	
						196	H Mt. St. Mary's	58 75	200	H American	55 59	
						214	A Gardner-Webb	84 73	214	H Gardner-Webb	65 51	
						233	H UNC Asheville	50 63	249	A Morehead St.	62 73	
						257	H Winthrop	54 53	259	A Longwood	62 61	
						268	A ETSU	67 43	305	A Presbyterian	65 39	
						305	H Presbyterian	54 42	332	A USC Upstate	57 41	
						343	A Charleston So.	64 40	343	H Charleston So.	72 35	
						348	A South Carolina St.	60 45				
LAST 10 Division I												
343	A Charleston So.	64 40	332	A USC Upstate	57 41							
214	H Gardner-Webb	65 51	257	H Winthrop	54 53							
305	A Presbyterian	65 39	259	A Longwood	62 61							
103	H Campbell	32 43	233	H UNC Asheville	50 63							
214	A Gardner-Webb	84 73	161	A Hampton	48 51							

Non-Div I Games:

Radford

■ Loss,
 ■ Non-Conf,
 ■ S Site,
 ■ Home
 ■ A Away
 N Neutral

Rhode Island

Through Games Of Feb. 12, 2020

Average RPI Win:	208	WON-LOST	WINNING	LAST 10	STRENGTH OF	OPP. STRENGTH	TEAM	ADJ.	CONF.	ADJ CONF.
Average RPI Loss:	138	RECORD	PCT. RANK	GAMES	SCHEDULE	OF SCHEDULE	RPI	RPI	RPI	RPI
DIV. I ONLY	12- 11	166	5-5	172	194	176	176	12	12	
DIV. I NON-CONF.	7- 5	131	0	219	326	158	158	12	12	
TOTALS	RPI 1-25	RPI 26-50	W-L RECORDS	RPI 51-100	RPI 101-150	RPI 150+				
12- 11	0- 0	0- 0	OVERALL	1- 3	3- 5	8- 3				
9- 2	0- 0	0- 0	HOME	1- 0	3- 2	5- 0				
2- 8	0- 0	0- 0	AWAY	0- 3	0- 2	2- 3				
1- 1	0- 0	0- 0	NEUTRAL	0- 0	0- 1	1- 0				
7- 5	0- 0	0- 0	NON-CONFERENCE	0- 2	2- 1	5- 2				
5- 0	0- 0	0- 0	HOME	0- 0	2- 0	3- 0				
1- 4	0- 0	0- 0	AWAY	0- 2	0- 0	1- 2				
1- 1	0- 0	0- 0	NEUTRAL	0- 0	0- 1	1- 0				
5- 6	0- 0	0- 0	CONFERENCE	1- 1	1- 4	3- 1				
4- 2	0- 0	0- 0	HOME	1- 0	1- 2	2- 0				
1- 4	0- 0	0- 0	AWAY	0- 1	0- 2	1- 1				
0- 0	0- 0	0- 0	NEUTRAL	0- 0	0- 0	0- 0				

RPI 1-25				RPI 26-50				RPI 51-100				RPI 101+				Team's RPI: 176	
RPI	S	Opponent	Score	RPI	S	Opponent	Score	RPI	S	Opponent	Score	RPI	S	Opponent	Score		
								59	A	Dayton	60	71	101	A	Fordham	50	60
								77	A	Boston College	55	66	116	H	Richmond	76	70
								96	H	Saint Louis	72	63	117	H	VCU	54	75
								98	A	Harvard	58	61	122	A	Davidson	67	79
													122	H	Davidson	70	77
													130	H	Holy Cross	73	58
													141	H	Robert Morris	71	59
													143	N	Providence	51	58
													151	H	Massachusetts	69	66
													178	A	Quinnipiac	63	75
													211	N	Brown	89	44
													212	A	North Dakota	61	67
													218	A	Saint Joseph's	49	47
													226	H	Fairfield	74	41
													228	H	George Mason	47	42
													285	A	St. Bonaventure	59	64
													297	H	Vermont	77	74
													336	H	LIU Brooklyn	79	56
													349	A	Hartford	68	56
LAST 10 Division I																	
				96	H	Saint Louis	72	63	285	A	St. Bonaventure	59	64				
				59	A	Dayton	60	71	151	H	Massachusetts	69	66				
				101	A	Fordham	50	60	218	A	Saint Joseph's	49	47				
				228	H	George Mason	47	42	122	A	Davidson	67	79				
				122	H	Davidson	70	77	116	H	Richmond	76	70				

Non-Div I Games:

Rhode Island

■ Loss,
■ Non-Conf,
■ S Site,
■ H Home
■ A Away
N Neutral

Average RPI Win:	214	WON-LOST	WINNING	LAST 10	STRENGTH OF	OPP. STRENGTH	TEAM	ADJ.	CONF.	ADJ CONF.
Average RPI Loss:	88	RECORD	PCT. RANK	GAMES	SCHEDULE	OF SCHEDULE	RPI	RPI	RPI	RPI
DIV. I ONLY	16- 6	52	10-0	186	119	85	85	13	13	
DIV. I NON-CONF.	5- 6	187	0	182	103	203	203	14	14	
TOTALS	RPI 1-25	RPI 26-50	W-L RECORDS	RPI 51-100	RPI 101-150	RPI 150+				
16- 6	0- 1	1- 2	OVERALL	1- 1	1- 1	13- 1				
10- 1	0- 1	1- 0	HOME	1- 0	1- 0	7- 0				
6- 3	0- 0	0- 1	AWAY	0- 0	0- 1	6- 1				
0- 2	0- 0	0- 1	NEUTRAL	0- 1	0- 0	0- 0				
5- 6	0- 1	0- 2	NON-CONFERENCE	0- 1	0- 1	5- 1				
4- 1	0- 1	0- 0	HOME	0- 0	0- 0	4- 0				
1- 3	0- 0	0- 1	AWAY	0- 0	0- 1	1- 1				
0- 2	0- 0	0- 1	NEUTRAL	0- 1	0- 0	0- 0				
11- 0	0- 0	1- 0	CONFERENCE	1- 0	1- 0	8- 0				
6- 0	0- 0	1- 0	HOME	1- 0	1- 0	3- 0				
5- 0	0- 0	0- 0	AWAY	0- 0	0- 0	5- 0				
0- 0	0- 0	0- 0	NEUTRAL	0- 0	0- 0	0- 0				

RPI 1-25				RPI 26-50				RPI 51-100				Team's RPI: 85		RPI 101+			
RPI	S	Opponent	Score	RPI	S	Opponent	Score	RPI	S	Opponent	Score			RPI	S	Opponent	Score
18	H	Texas A&M	61 62	30	H	Western Ky.	73 65	62	H	Middle Tenn.	77 60			111	A	Texas Southern	56 63
				33	N	Virginia Tech	45 54	87	N	Georgia Tech	52 54			113	H	UAB	64 53
				46	A	Oklahoma St.	38 69							177	A	Fla. Atlantic	78 69
														182	H	Little Rock	66 40
														186	H	Northern Ariz.	71 57
														216	A	UTEP	69 61
														223	H	Southern Miss.	75 64
														231	A	SMU	43 55
														241	H	Louisiana Tech	60 47
														246	H	Marshall	81 43
														262	A	North Texas	67 52
														277	H	Nicholls St.	71 47
														286	A	FIU	68 47
														289	H	Prairie View	77 55
														298	A	UTSA	74 62
														334	A	McNeese	81 50
LAST 10 Division I																	
				62	H	Middle Tenn.	77 60			223	H	Southern Miss.	75 64				
				113	H	UAB	64 53			241	H	Louisiana Tech	60 47				
				262	A	North Texas	67 52			286	A	FIU	68 47				
				298	A	UTSA	74 62			177	A	Fla. Atlantic	78 69				
				216	A	UTEP	69 61			30	H	Western Ky.	73 65				

Non-Div I Games:

Rice

■ Loss,
 ■ Non-Conf, S Site,
 ■ Home
 ■ Away
 N Neutral

RPI 1-25				RPI 26-50				RPI 51-100				RPI 101+				Team's RPI: 116	
RPI	S	Opponent	Score	RPI	S	Opponent	Score	RPI	S	Opponent	Score	RPI	S	Opponent	Score		
				32	A	Old Dominion	51 73	54	A	Drexel	52 58	109	H	Duquesne	67 64		
				43	N	Bradley	57 61	59	H	Dayton	51 65	117	A	VCU	50 53		
								78	A	Charlotte	59 78	117	H	VCU	42 57		
								99	A	Coastal Caro.	79 67	122	H	Davidson	69 57		
												126	H	William & Mary	76 73		
												149	A	UNC Greensboro	70 62		
												151	A	Massachusetts	50 64		
												161	N	Hampton	65 69		
												170	H	Norfolk St.	77 69		
												176	A	Rhode Island	70 76		
												177	H	Fla. Atlantic	57 55		
												189	H	Furman	69 70		
												196	N	Mt. St. Mary's	67 75		
												198	A	La Salle	67 61		
												198	H	La Salle	63 61		
												218	A	Saint Joseph's	56 67		
												240	A	Georgetown	51 49		
												285	H	St. Bonaventure	63 59		
												320	A	UMES	64 52		
EAST 10 Division I																	
				109	H	Duquesne	67 64	122	H	Davidson	69 57						
				198	A	La Salle	67 61	198	H	La Salle	63 61						
				117	H	VCU	42 57	117	A	VCU	50 53						
				285	H	St. Bonaventure	63 59	59	H	Dayton	51 65						
				151	A	Massachusetts	50 64	176	A	Rhode Island	70 76						

Non-Div I Games:

Average RPI Win: 241	WON-LOST	WINNING	LAST 10	STRENGTH OF	OPP. STRENGTH	TEAM	ADJ.	CONF.	ADJ CONF.
Average RPI Loss: 130	RECORD	PCT. RANK	GAMES	SCHEDULE	OF SCHEDULE	RPI	RPI	RPI	RPI
DIV. I ONLY	17- 4	28	8-2	317	171	107	107	24	24
DIV. I NON-CONF.	7- 2	53	0	333	43	125	125	25	25
TOTALS	RPI 1-25	RPI 26-50	W-L RECORDS	RPI 51-100	RPI 101-150	RPI 150+			
17- 4	0- 1	0- 0	OVERALL	1- 1	0- 1	16- 1			
9- 1	0- 0	0- 0	HOME	0- 1	0- 0	9- 0			
7- 2	0- 1	0- 0	AWAY	1- 0	0- 0	6- 1			
1- 1	0- 0	0- 0	NEUTRAL	0- 0	0- 1	1- 0			
7- 2	0- 1	0- 0	NON-CONFERENCE	0- 0	0- 1	7- 0			
3- 0	0- 0	0- 0	HOME	0- 0	0- 0	3- 0			
3- 1	0- 1	0- 0	AWAY	0- 0	0- 0	3- 0			
1- 1	0- 0	0- 0	NEUTRAL	0- 0	0- 1	1- 0			
10- 2	0- 0	0- 0	CONFERENCE	1- 1	0- 0	9- 1			
6- 1	0- 0	0- 0	HOME	0- 1	0- 0	6- 0			
4- 1	0- 0	0- 0	AWAY	1- 0	0- 0	3- 1			
0- 0	0- 0	0- 0	NEUTRAL	0- 0	0- 0	0- 0			

RPI 1-25				RPI 26-50				RPI 51-100				RPI 101+ Team's RPI: 107			
RPI	S	Opponent	Score	RPI	S	Opponent	Score	RPI	S	Opponent	Score	RPI	S	Opponent	Score
20	A	Princeton	47 80					61	A	Marist	76 72	112	N	North Florida	70 80
								61	H	Marist	58 63	178	H	Quinnipiac	75 59
												198	H	La Salle	70 43
												205	A	Penn St.	78 70
												226	H	Fairfield	60 52
												230	H	Manhattan	76 53
												240	A	Georgetown	65 64
												245	A	Iona	81 37
												261	A	Delaware St.	71 69
												263	H	Xavier	64 57
												270	H	Monmouth	48 25
												273	A	Niagara	71 55
												273	H	Niagara	79 75
												274	N	Lipscomb	81 76
												276	H	Siena	70 66
												280	H	Wagner	77 63
												327	A	Saint Peter's	56 67
												339	A	Canisius	70 57
LAST 10 Division I															
				61	H	Marist	58 63	273	A	Niagara	71 55				
				327	A	Saint Peter's	56 67	339	A	Canisius	70 57				
				270	H	Monmouth	48 25	276	H	Siena	70 66				
				230	H	Manhattan	76 53	61	A	Marist	76 72				
				226	H	Fairfield	60 52	178	H	Quinnipiac	75 59				

Non-Div I Games:

Rider

■ Loss,
 ■ Non-Conf,
 S Site,
 ■ Home
 ■ Away
 N Neutral

Robert Morris

Through Games Of Feb. 12, 2020

Average RPI Win:	275	WON-LOST	WINNING	LAST 10	STRENGTH OF	OPP. STRENGTH	TEAM	ADJ.	CONF.	ADJ CONF.
Average RPI Loss:	116	RECORD	PCT. RANK	GAMES	SCHEDULE	OF SCHEDULE	RPI	RPI	RPI	RPI
DIV. I ONLY	16- 6	52	10-0	316	248	141	141	30	30	
DIV. I NON-CONF.	4- 6	212	0	146	123	179	179	30	30	
TOTALS	RPI 1-25	RPI 26-50	W-L RECORDS	RPI 51-100	RPI 101-150	RPI 150+				
16- 6	0- 1	0- 1	OVERALL	0- 0	0- 1	16- 3				
8- 2	0- 0	0- 0	HOME	0- 0	0- 0	8- 2				
8- 4	0- 1	0- 1	AWAY	0- 0	0- 1	8- 1				
0- 0	0- 0	0- 0	NEUTRAL	0- 0	0- 0	0- 0				
4- 6	0- 1	0- 1	NON-CONFERENCE	0- 0	0- 1	4- 3				
2- 2	0- 0	0- 0	HOME	0- 0	0- 0	2- 2				
2- 4	0- 1	0- 1	AWAY	0- 0	0- 1	2- 1				
0- 0	0- 0	0- 0	NEUTRAL	0- 0	0- 0	0- 0				
12- 0	0- 0	0- 0	CONFERENCE	0- 0	0- 0	12- 0				
6- 0	0- 0	0- 0	HOME	0- 0	0- 0	6- 0				
6- 0	0- 0	0- 0	AWAY	0- 0	0- 0	6- 0				
0- 0	0- 0	0- 0	NEUTRAL	0- 0	0- 0	0- 0				

RPI	S	Opponent	Score	RPI	S	Opponent	Score	RPI	S	Opponent	Score	RPI	S	Opponent	Score
22	A	TCU	61 66	44	A	James Madison	32 59					104	A	Kent St.	81 82
												163	H	Columbia	59 61
												170	A	Norfolk St.	69 62
												176	A	Rhode Island	59 71
												188	H	Delaware	62 73
												198	A	La Salle	71 68
												199	A	Merrimack	68 62
												199	H	Merrimack	72 50
												247	H	Youngstown St.	58 43
												263	H	Xavier	71 57
												280	A	Wagner	77 35
												280	H	Wagner	51 47
												301	A	Sacred Heart	67 38
												301	H	Sacred Heart	73 43
												313	A	St. Francis Brooklyn	70 59
												313	H	St. Francis Brooklyn	69 44
												314	H	Bryant	69 39
												336	A	LIU Brooklyn	70 59
												344	A	Central Conn. St.	86 56
												344	H	Central Conn. St.	80 42
LAST 10 Division I															
280	A	Wagner	77 35	336	A	LIU Brooklyn	70 59								
301	A	Sacred Heart	67 38	301	H	Sacred Heart	73 43								
314	H	Bryant	69 39	199	H	Merrimack	72 50								
344	H	Central Conn. St.	80 42	313	H	St. Francis Brooklyn	69 44								
313	A	St. Francis Brooklyn	70 59	280	H	Wagner	51 47								

Non-Div I Games: Pitt.-Johnstown 63 30

Robert Morris

■ Loss,
 ■ Non-Conf,
 ■ S Site,
 ■ Home
 ■ A Away
 N Neutral

Average RPI Win:	168	WON-LOST	WINNING	LAST 10	STRENGTH OF	OPP. STRENGTH	TEAM	ADJ.	CONF.	ADJ CONF.
Average RPI Loss:	38	RECORD	PCT. RANK	GAMES	SCHEDULE	OF SCHEDULE	RPI	RPI	RPI	RPI
DIV. I ONLY	17- 6	45	6-4	110	38	47	47	2	2	
DIV. I NON-CONF.	10- 1	20	0	200	117	42	42	2	2	
TOTALS	RPI 1-25	RPI 26-50	W-L RECORDS	RPI 51-100	RPI 101-150	RPI 150+				
17- 6	0- 3	1- 1	OVERALL	4- 2	2- 0	10- 0				
10- 2	0- 1	0- 0	HOME	3- 1	0- 0	7- 0				
5- 4	0- 2	1- 1	AWAY	0- 1	1- 0	3- 0				
2- 0	0- 0	0- 0	NEUTRAL	1- 0	1- 0	0- 0				
10- 1	0- 1	0- 0	NON-CONFERENCE	3- 0	1- 0	6- 0				
7- 0	0- 0	0- 0	HOME	2- 0	0- 0	5- 0				
1- 1	0- 1	0- 0	AWAY	0- 0	0- 0	1- 0				
2- 0	0- 0	0- 0	NEUTRAL	1- 0	1- 0	0- 0				
7- 5	0- 2	1- 1	CONFERENCE	1- 2	1- 0	4- 0				
3- 2	0- 1	0- 0	HOME	1- 1	0- 0	2- 0				
4- 3	0- 1	1- 1	AWAY	0- 1	1- 0	2- 0				
0- 0	0- 0	0- 0	NEUTRAL	0- 0	0- 0	0- 0				

RPI 1-25				RPI 26-50				Team's RPI: 47	RPI 51-100				RPI 101+			
RPI	S	Opponent	Score	RPI	S	Opponent	Score		RPI	S	Opponent	Score	RPI	S	Opponent	Score
3	A	Maryland	50 79	31	A	Michigan	57 71		51	H	Virginia	73 63	108	N	Vanderbilt	62 56
15	H	Indiana	56 66	39	A	Purdue	59 53		58	A	Minnesota	71 73	131	A	Wisconsin	64 61
24	A	LSU	58 64						74	H	Nebraska	69 65	172	A	Illinois	75 51
									87	N	Georgia Tech	46 43	172	H	Illinois	72 41
									97	H	Michigan St.	55 66	183	H	Towson	67 53
									98	H	Harvard	74 46	205	A	Penn St.	62 57
													205	H	Penn St.	72 39
													235	A	South Alabama	77 56
													236	H	Southern U.	78 58
													246	H	Marshall	66 41
													273	H	Niagara	87 37
													342	H	Coppin St.	107 33
LAST 10 Division I																
3	A	Maryland	50 79	97	H	Michigan St.	55 66		205	A	Penn St.	62 57				
205	H	Penn St.	72 39	74	H	Nebraska	69 65		172	A	Illinois	75 51				
58	A	Minnesota	71 73	39	A	Purdue	59 53									
172	H	Illinois	72 41													
31	A	Michigan	57 71													

Non-Div I Games:

Rutgers

■ Loss,
 ■ Non-Conf,
 ■ S Site,
 ■ H Home
 ■ A Away
 N Neutral

SFA										
Average RPI Win:	240	WON-LOST	WINNING	LAST 10	STRENGTH OF	OPP. STRENGTH	TEAM	ADJ.	CONF.	ADJ CONF.
Average RPI Loss:	103	RECORD	PCT. RANK	GAMES	SCHEDULE	OF SCHEDULE	RPI	RPI	RPI	RPI
DIV. I ONLY	16- 4	30	9-1	267	254	89	89	23	23	
DIV. I NON-CONF.	4- 2	90	0	280	154	135	135	22	22	
TOTALS	RPI 1-25	RPI 26-50	W-L RECORDS	RPI 51-100	RPI 101-150	RPI 150+				
16- 4	0- 0	0- 2	OVERALL	0- 0	3- 0	13- 2				
9- 1	0- 0	0- 1	HOME	0- 0	2- 0	7- 0				
6- 3	0- 0	0- 1	AWAY	0- 0	1- 0	5- 2				
1- 0	0- 0	0- 0	NEUTRAL	0- 0	0- 0	1- 0				
4- 2	0- 0	0- 2	NON-CONFERENCE	0- 0	0- 0	4- 0				
1- 1	0- 0	0- 1	HOME	0- 0	0- 0	1- 0				
2- 1	0- 0	0- 1	AWAY	0- 0	0- 0	2- 0				
1- 0	0- 0	0- 0	NEUTRAL	0- 0	0- 0	1- 0				
12- 2	0- 0	0- 0	CONFERENCE	0- 0	3- 0	9- 2				
8- 0	0- 0	0- 0	HOME	0- 0	2- 0	6- 0				
4- 2	0- 0	0- 0	AWAY	0- 0	1- 0	3- 2				
0- 0	0- 0	0- 0	NEUTRAL	0- 0	0- 0	0- 0				

RPI 1-25			RPI 26-50			RPI 51-100			Team's RPI: 89	RPI 101+		
RPI	S	Opponent	Score	RPI	S	Opponent	Score	RPI	S	Opponent	Score	
45	A	Oklahoma	62 75	50	H	UCF	57 63	110	A	A&M-Corpus Christi	66 44	
								110	H	A&M-Corpus Christi	72 49	
								123	H	Abilene Christian	69 59	
								157	A	Sam Houston St.	55 63	
								159	A	New Orleans	50 53	
								159	H	New Orleans	59 47	
								220	H	Central Ark.	102 41	
								224	H	Southeastern La.	77 51	
								244	A	Tulsa	67 63	
								248	A	Lamar University	54 53	
								251	A	Nevada	80 65	
								271	N	UC Santa Barbara	67 56	
								277	A	Nicholls St.	78 61	
								283	H	Incarinate Word	67 45	
								317	A	Houston Baptist	59 42	
								326	H	Alcorn	67 62	
								334	H	McNeese	82 51	
								335	H	Northwestern St.	89 40	
LAST 10 Division I												
110	H	A&M-Corpus Christi	72 49	248	A	Lamar University	54 53					
159	H	New Orleans	59 47	335	H	Northwestern St.	89 40					
277	A	Nicholls St.	78 61	283	H	Incarinate Word	67 45					
157	A	Sam Houston St.	55 63	220	H	Central Ark.	102 41					
123	H	Abilene Christian	69 59	110	A	A&M-Corpus Christi	66 44					

Non-Div I Games: LSU-Shreveport 75 32 Our Lady of the Lak87 75 Cent. Christian (KS104 46

SFA

Loss, Non-Conf, S Site, H Home A Away N Neutral

RPI 1-25				RPI 26-50				RPI 51-100				RPI 101+ Team's RPI: 338			
RPI	S	Opponent	Score	RPI	S	Opponent	Score	RPI	S	Opponent	Score	RPI	S	Opponent	Score
								56	A	Belmont	48 69	129	H	Southeast Mo. St.	56 66
								71	H	UT Martin	39 79	133	A	Missouri	51 68
								74	A	Nebraska	49 63	134	H	Loyola Chicago	50 63
								79	A	Illinois St.	53 74	155	N	North Ala.	67 85
								83	H	Southern Ill.	67 103	162	H	Tennessee Tech	50 65
								96	H	Saint Louis	35 68	192	A	Austin Peay	61 74
												239	A	Murray St.	60 74
												249	A	Morehead St.	69 75
												249	H	Morehead St.	55 63
												272	A	Eastern Ky.	46 49
												272	H	Eastern Ky.	38 68
												300	H	Jacksonville St.	44 53
												315	A	Georgia St.	73 74
												328	H	Evansville	85 74
												329	H	Purdue Fort Wayne	57 53
												340	A	Tennessee St.	76 63
LAST 10 Division I															
				272	H	Eastern Ky.	38 68	129	H	Southeast Mo. St.	56 66				
				249	H	Morehead St.	55 63	300	H	Jacksonville St.	44 53				
				239	A	Murray St.	60 74	162	H	Tennessee Tech	50 65				
				192	A	Austin Peay	61 74	272	A	Eastern Ky.	46 49				
				71	H	UT Martin	39 79	249	A	Morehead St.	69 75				

SIUE

Page 244

SMU

Average RPI Win: 240

Average RPI Loss: 118

WON-LOST RECORD

WINNING PCT. RANK

LAST 10 GAMES

STRENGTH OF SCHEDULE

OPP. STRENGTH OF SCHEDULE

TEAM RPI

ADJ. RPI

CONF. RPI

ADJ CONF. RPI

DIV. I ONLY

10- 13

221

4-6

159

121

231

231

9

9

DIV. I NON-CONF.

6- 6

164

0

179

271

233

233

9

9

TOTALS

RPI 1-25

RPI 26-50

W-L RECORDS

RPI 51-100

RPI 101-150

RPI 150+

10- 13

0- 2

0- 1

OVERALL

1- 2

0- 4

9- 4

8- 7

0- 2

0- 0

HOME

1- 1

0- 1

7- 3

1- 6

0- 0

0- 1

AWAY

0- 1

0- 3

1- 1

1- 0

0- 0

0- 0

NEUTRAL

0- 0

0- 0

1- 0

6- 6

0- 1

0- 0

NON-CONFERENCE

1- 0

0- 2

5- 3

5- 4

0- 1

0- 0

HOME

1- 0

0- 0

4- 3

0- 2

0- 0

0- 0

AWAY

0- 0

0- 2

0- 0

1- 0

0- 0

0- 0

NEUTRAL

0- 0

0- 0

1- 0

4- 7

0- 1

0- 1

CONFERENCE

0- 2

0- 2

4- 1

3- 3

0- 1

0- 0

HOME

0- 1

0- 1

3- 0

1- 4

0- 0

0- 1

AWAY

0- 1

0- 1

1- 1

0- 0

0- 0

0- 0

NEUTRAL

0- 0

0- 0

0- 0

RPI 1-25

RPI 26-50

RPI 51-100

RPI 101+

Team's RPI: 231

RPI S Opponent Score

RPI S Opponent Score

RPI S Opponent Score

RPI S Opponent Score

7 H UConn 42 80

50 A UCF 57 67

76 A Temple 62 85

106 A Pacific 49 77

22 H TCU 56 57

84 H Cincinnati 58 73

120 A UT Arlington 46 51

85 H Rice 55 43

145 H Tulane 66 67

148 A Memphis 52 57

156 H Wright St. 61 69

166 H Wichita St. 64 44

175 A Houston 53 55

212 H North Dakota 66 51

213 H Northern Colo. 52 61

216 H UTEP 60 56

228 H George Mason 58 59

244 H Tulsa 57 38

275 A East Carolina 55 47

275 H East Carolina 53 45

287 N CSUN 68 58

303 H UC Irvine 59 56

334 H McNeese 81 60

LAST 10 Division I

275 H East Carolina 53 45

244 H Tulsa 57 38

84 H Cincinnati 58 73

148 A Memphis 52 57

175 A Houston 53 55

145 H Tulane 66 67

50 A UCF 57 67

76 A Temple 62 85

166 H Wichita St. 64 44

275 A East Carolina 55 47

Non-Div I Games:

SMU

Average RPI Win: 264		WON-LOST	WINNING	LAST 10	STRENGTH OF	OPP. STRENGTH	TEAM	ADJ.	CONF.	ADJ CONF.
Average RPI Loss: 188		RECORD	PCT. RANK	GAMES	SCHEDULE	OF SCHEDULE	RPI	RPI	RPI	RPI
DIV. I ONLY		5- 15	301	5-5	286	245	307	307	18	18
DIV. I NON-CONF.		0- 7	338	0	278	261	345	345	17	17
TOTALS		RPI 1-25	RPI 26-50		W-L RECORDS		RPI 51-100	RPI 101-150	RPI 150+	
5- 15	0- 0	0- 1		OVERALL		0- 1	0- 2	5- 11		
2- 6	0- 0	0- 1		HOME		0- 1	0- 0	2- 4		
3- 9	0- 0	0- 0		AWAY		0- 0	0- 2	3- 7		
0- 0	0- 0	0- 0		NEUTRAL		0- 0	0- 0	0- 0		
0- 7	0- 0	0- 1		NON-CONFERENCE		0- 0	0- 1	0- 5		
0- 1	0- 0	0- 1		HOME		0- 0	0- 0	0- 0		
0- 6	0- 0	0- 0		AWAY		0- 0	0- 1	0- 5		
0- 0	0- 0	0- 0		NEUTRAL		0- 0	0- 0	0- 0		
5- 8	0- 0	0- 0		CONFERENCE		0- 1	0- 1	5- 6		
2- 5	0- 0	0- 0		HOME		0- 1	0- 0	2- 4		
3- 3	0- 0	0- 0		AWAY		0- 0	0- 1	3- 2		
0- 0	0- 0	0- 0		NEUTRAL		0- 0	0- 0	0- 0		

RPI 1-25				RPI 26-50				RPI 51-100				RPI 101+				Team's RPI: 307	
RPI	S	Opponent	Score	RPI	S	Opponent	Score	RPI	S	Opponent	Score	RPI	S	Opponent	Score		
				26	H	Ohio St.	74 104	90	H	Montana St.	48 85	121	A	Idaho	44 70		
												147	A	San Jose St.	67 73		
												165	A	UC Davis	75 77		
												168	H	Southern Utah	87 82		
												174	H	Montana	60 64		
												186	A	Northern Ariz.	107 114		
												186	H	Northern Ariz.	65 85		
												197	A	Idaho St.	62 80		
												197	H	Idaho St.	51 75		
												206	A	Portland St.	73 70		
												213	H	Northern Colo.	63 73		
												243	A	San Francisco	82 87		
												251	A	Nevada	72 83		
												306	A	Eastern Wash.	74 67		
												309	A	Seattle U	84 88		
												312	A	Cal Poly	43 62		
												319	A	Weber St.	91 67		
												319	H	Weber St.	58 52		
LAST 10 Division I																	
				197	H	Idaho St.	51 75	206	A	Portland St.	73 70						
				319	H	Weber St.	58 52	168	H	Southern Utah	87 82						
				121	A	Idaho	44 70	213	H	Northern Colo.	63 73						
				306	A	Eastern Wash.	74 67	319	A	Weber St.	91 67						
				186	H	Northern Ariz.	65 85	186	A	Northern Ariz.	107 114						

Non-Div I Games:	Cal Maritime	86	55	Pacific Union	94	35
------------------	--------------	----	----	---------------	----	----

Sacramento St.

Loss, Non-Conf, S Site, H Home A Away N Neutral

Sacred Heart

Through Games Of Feb. 12, 2020

Average RPI Win:	306	WON-LOST	WINNING	LAST 10	STRENGTH OF	OPP. STRENGTH	TEAM	ADJ.	CONF.	ADJ CONF.
Average RPI Loss:	180	RECORD	PCT. RANK	GAMES	SCHEDULE	OF SCHEDULE	RPI	RPI	RPI	RPI
DIV. I ONLY	7- 15	271	3-7	281	315	301	301	30	30	
DIV. I NON-CONF.	2- 8	295	0	222	156	298	298	30	30	
TOTALS	RPI 1-25	RPI 26-50	W-L RECORDS	RPI 51-100	RPI 101-150	RPI 150+				
7- 15	0- 0	0- 1	OVERALL	0- 3	0- 3	7- 8				
4- 4	0- 0	0- 0	HOME	0- 0	0- 2	4- 2				
2- 10	0- 0	0- 1	AWAY	0- 2	0- 1	2- 6				
1- 1	0- 0	0- 0	NEUTRAL	0- 1	0- 0	1- 0				
2- 8	0- 0	0- 1	NON-CONFERENCE	0- 3	0- 1	2- 3				
1- 1	0- 0	0- 0	HOME	0- 0	0- 1	1- 0				
0- 6	0- 0	0- 1	AWAY	0- 2	0- 0	0- 3				
1- 1	0- 0	0- 0	NEUTRAL	0- 1	0- 0	1- 0				
5- 7	0- 0	0- 0	CONFERENCE	0- 0	0- 2	5- 5				
3- 3	0- 0	0- 0	HOME	0- 0	0- 1	3- 2				
2- 4	0- 0	0- 0	AWAY	0- 0	0- 1	2- 3				
0- 0	0- 0	0- 0	NEUTRAL	0- 0	0- 0	0- 0				

RPI S	Opponent	Score	RPI S	Opponent	Score	RPI S	Opponent	Score	RPI S	Opponent	Score	Team's RPI: 301
41	A Yale	40 87	68	A Stony Brook	50 54	130	H Holy Cross	52 65				
			69	A Seton Hall	69 95	141	A Robert Morris	43 73				
			74	N Nebraska	49 72	141	H Robert Morris	38 67				
						196	H Mt. St. Mary's	58 67				
						199	H Merrimack	63 60				
						205	A Penn St.	65 88				
						218	A Saint Joseph's	44 71				
						253	A Saint Francis (PA)	58 60				
						253	H Saint Francis (PA)	39 48				
						276	A Siena	57 68				
						280	A Wagner	79 65				
						313	A St. Francis Brooklyn	70 71				
						316	H Hofstra	71 44				
						325	A Fairleigh Dickinson	60 65				
						325	H Fairleigh Dickinson	68 53				
						331	N Detroit Mercy	66 60				
						344	A Central Conn. St.	54 52				
						344	H Central Conn. St.	66 58				
LAST 10 Division I												
253	H Saint Francis (PA)	39 48	325	H Fairleigh Dickinson	68 53							
141	H Robert Morris	38 67	141	A Robert Morris	43 73							
196	H Mt. St. Mary's	58 67	253	A Saint Francis (PA)	58 60							
313	A St. Francis Brooklyn	70 71	325	A Fairleigh Dickinson	60 65							
344	A Central Conn. St.	54 52	344	H Central Conn. St.	66 58							

Non-Div I Games: Bridgeport 77 63

Sacred Heart

Loss, Non-Conf, S Site, H Home A Away N Neutral

Saint Francis (PA)

Through Games Of Feb. 12, 2020

Average RPI Win:	303	WON-LOST	WINNING	LAST 10	STRENGTH OF	OPP. STRENGTH	TEAM	ADJ.	CONF.	ADJ CONF.
Average RPI Loss:	162	RECORD	PCT. RANK	GAMES	SCHEDULE	OF SCHEDULE	RPI	RPI	RPI	RPI
DIV. I ONLY	11- 13	203	7-3	312	274	253	253	30	30	
DIV. I NON-CONF.	2- 9	304	0	65	128	219	219	30	30	
TOTALS	RPI 1-25	RPI 26-50	W-L RECORDS	RPI 51-100	RPI 101-150	RPI 150+				
11- 13	0- 1	0- 1	OVERALL	0- 4	0- 1	11- 6				
5- 4	0- 0	0- 0	HOME	0- 2	0- 0	5- 2				
5- 8	0- 0	0- 1	AWAY	0- 2	0- 1	5- 4				
1- 1	0- 1	0- 0	NEUTRAL	0- 0	0- 0	1- 0				
2- 9	0- 1	0- 1	NON-CONFERENCE	0- 4	0- 1	2- 2				
0- 3	0- 0	0- 0	HOME	0- 2	0- 0	0- 1				
1- 5	0- 0	0- 1	AWAY	0- 2	0- 1	1- 1				
1- 1	0- 1	0- 0	NEUTRAL	0- 0	0- 0	1- 0				
9- 4	0- 0	0- 0	CONFERENCE	0- 0	0- 0	9- 4				
5- 1	0- 0	0- 0	HOME	0- 0	0- 0	5- 1				
4- 3	0- 0	0- 0	AWAY	0- 0	0- 0	4- 3				
0- 0	0- 0	0- 0	NEUTRAL	0- 0	0- 0	0- 0				

RPI 1-25				RPI 26-50				RPI 51-100				RPI 101+ Team's RPI: 253			
RPI	S	Opponent	Score	RPI	S	Opponent	Score	RPI	S	Opponent	Score	RPI	S	Opponent	Score
25	N	FGCU	64 97	33	A	Virginia Tech	41 105	60	A	West Virginia	45 74	109	A	Duquesne	69 72
								70	A	South Fla.	23 62	199	H	Merrimack	56 71
								73	H	Bucknell	46 70	208	N	Stetson	78 73
								100	H	Liberty	52 71	247	H	Youngstown St.	46 56
												249	A	Morehead St.	54 65
												280	A	Wagner	50 55
												280	H	Wagner	51 50
												297	A	Vermont	73 69
												301	A	Sacred Heart	48 39
												301	H	Sacred Heart	60 58
												313	A	St. Francis Brooklyn	67 59
												313	H	St. Francis Brooklyn	82 72
												314	A	Bryant	63 60
												314	H	Bryant	64 58
												325	A	Fairleigh Dickinson	47 56
												336	A	LIU Brooklyn	53 71
												344	A	Central Conn. St.	64 52
												344	H	Central Conn. St.	72 68
LAST 10 Division I															
301	A	Sacred Heart	48 39	313	A	St. Francis Brooklyn	67 59								
280	A	Wagner	50 55	199	H	Merrimack	56 71								
344	H	Central Conn. St.	72 68	301	H	Sacred Heart	60 58								
314	H	Bryant	64 58	280	H	Wagner	51 50								
336	A	LIU Brooklyn	53 71	313	H	St. Francis Brooklyn	82 72								

Non-Div I Games:

Saint Francis (PA)

■ Loss,
 ■ Non-Conf,
 ■ S Site,
 ■ Home
 ■ Away
 N Neutral

Saint Joseph's

Through Games Of Feb. 12, 2020

Average RPI Win:	192	WON-LOST	WINNING	LAST 10	STRENGTH OF	OPP. STRENGTH	TEAM	ADJ.	CONF.	ADJ CONF.
Average RPI Loss:	119	RECORD	PCT. RANK	GAMES	SCHEDULE	OF SCHEDULE	RPI	RPI	RPI	RPI
DIV. I ONLY	8- 15	264	1-9	103	126	218	218	12	12	
DIV. I NON-CONF.	6- 6	164	0	113	133	160	160	12	12	
TOTALS	RPI 1-25	RPI 26-50	W-L RECORDS	RPI 51-100	RPI 101-150	RPI 150+				
8- 15	0- 0	0- 0	OVERALL	2- 6	1- 4	5- 5				
5- 6	0- 0	0- 0	HOME	1- 3	1- 1	3- 2				
2- 7	0- 0	0- 0	AWAY	0- 2	0- 3	2- 2				
1- 2	0- 0	0- 0	NEUTRAL	1- 1	0- 0	0- 1				
6- 6	0- 0	0- 0	NON-CONFERENCE	2- 4	0- 1	4- 1				
4- 2	0- 0	0- 0	HOME	1- 2	0- 0	3- 0				
1- 2	0- 0	0- 0	AWAY	0- 1	0- 1	1- 0				
1- 2	0- 0	0- 0	NEUTRAL	1- 1	0- 0	0- 1				
2- 9	0- 0	0- 0	CONFERENCE	0- 2	1- 3	1- 4				
1- 4	0- 0	0- 0	HOME	0- 1	1- 1	0- 2				
1- 5	0- 0	0- 0	AWAY	0- 1	0- 2	1- 2				
0- 0	0- 0	0- 0	NEUTRAL	0- 0	0- 0	0- 0				

RPI S	Opponent	Score	RPI S	Opponent	Score	RPI S	Opponent	Score	RPI S	Opponent	Score	Team's RPI: 218
						54	H Drexel	52 62	109	A Duquesne	42 53	
						59	H Dayton	44 59	109	H Duquesne	51 58	
						69	N Seton Hall	39 55	116	H Richmond	67 56	
						76	H Temple	67 63	117	A VCU	40 47	
						86	H Penn	45 55	127	A Auburn	62 66	
						95	A Villanova	44 60	151	A Massachusetts	43 61	
						96	A Saint Louis	48 63	153	H George Washington	50 56	
						98	N Harvard	63 39	163	A Columbia	71 57	
									176	H Rhode Island	47 49	
									189	N Furman	48 63	
									198	A La Salle	59 67	
									200	H American	72 51	
									285	A St. Bonaventure	61 60	
									295	H Navy	49 40	
									301	H Sacred Heart	71 44	
LAST 10 Division I												
109	A Duquesne	42 53	285	A St. Bonaventure	61 60							
96	A Saint Louis	48 63	109	H Duquesne	51 58							
59	H Dayton	44 59	176	H Rhode Island	47 49							
153	H George Washington	50 56	151	A Massachusetts	43 61							
198	A La Salle	59 67	117	A VCU	40 47							

Non-Div I Games:

Saint Joseph's

■ Loss,
 ■ Non-Conf,
 ■ S Site,
 ■ H Home
 ■ A Away
 N Neutral

Saint Louis

Through Games Of Feb. 12, 2020

Average RPI Win:	177	WON-LOST	WINNING	LAST 10	STRENGTH OF	OPP. STRENGTH	TEAM	ADJ.	CONF.	ADJ CONF.
Average RPI Loss:	104	RECORD	PCT. RANK	GAMES	SCHEDULE	OF SCHEDULE	RPI	RPI	RPI	RPI
DIV. I ONLY	14- 10	119	6-4	104	107	96	96	12	12	
DIV. I NON-CONF.	8- 5	117	0	79	93	70	70	12	12	
TOTALS	RPI 1-25	RPI 26-50	W-L RECORDS	RPI 51-100	RPI 101-150	RPI 150+				
14- 10	0- 1	0- 0	OVERALL	4- 2	2- 6	8- 1				
7- 4	0- 1	0- 0	HOME	3- 0	2- 3	2- 0				
7- 6	0- 0	0- 0	AWAY	1- 2	0- 3	6- 1				
0- 0	0- 0	0- 0	NEUTRAL	0- 0	0- 0	0- 0				
8- 5	0- 1	0- 0	NON-CONFERENCE	4- 1	1- 3	3- 0				
4- 2	0- 1	0- 0	HOME	3- 0	1- 1	0- 0				
4- 3	0- 0	0- 0	AWAY	1- 1	0- 2	3- 0				
0- 0	0- 0	0- 0	NEUTRAL	0- 0	0- 0	0- 0				
6- 5	0- 0	0- 0	CONFERENCE	0- 1	1- 3	5- 1				
3- 2	0- 0	0- 0	HOME	0- 0	1- 2	2- 0				
3- 3	0- 0	0- 0	AWAY	0- 1	0- 1	3- 1				
0- 0	0- 0	0- 0	NEUTRAL	0- 0	0- 0	0- 0				

RPI 1-25				RPI 26-50				RPI 51-100 Team's RPI: 96				RPI 101+			
RPI	S	Opponent	Score	RPI	S	Opponent	Score	RPI	S	Opponent	Score	RPI	S	Opponent	Score
20	H	Princeton	50 66					59	A	Dayton	47 48	101	A	Fordham	54 66
								71	H	UT Martin	56 50	108	A	Vanderbilt	50 62
								79	H	Illinois St.	61 56	109	H	Duquesne	53 50
								83	A	Southern Ill.	53 61	117	H	VCU	52 65
								84	A	Cincinnati	60 50	122	H	Davidson	58 65
								94	H	Colgate	61 51	124	H	Kansas	60 68
												129	H	Southeast Mo. St.	76 61
												133	A	Missouri	58 83
												153	A	George Washington	59 45
												176	A	Rhode Island	63 72
												198	A	La Salle	77 61
												202	A	Northern Ky.	67 42
												218	H	Saint Joseph's	63 48
												228	A	George Mason	64 51
												284	A	Indiana St.	55 53
												285	H	St. Bonaventure	72 51
												338	A	SIUE	68 35
LAST 10 Division I															
176	A	Rhode Island	63 72	101	A	Fordham	54 66								
228	A	George Mason	64 51	59	A	Dayton	47 48								
218	H	Saint Joseph's	63 48	285	H	St. Bonaventure	72 51								
153	A	George Washington	59 45	117	H	VCU	52 65								
109	H	Duquesne	53 50	198	A	La Salle	77 61								

Non-Div I Games:

Saint Louis

■ Loss,
 ■ Non-Conf,
 ■ S Site,
 ■ H Home
 ■ A Away
 N Neutral

Saint Mary's (CA)

Through Games Of Feb. 12, 2020

Average RPI Win:	206	WON-LOST	WINNING	LAST 10	STRENGTH OF	OPP. STRENGTH	TEAM	ADJ.	CONF.	ADJ CONF.
Average RPI Loss:	113	RECORD	PCT. RANK	GAMES	SCHEDULE	OF SCHEDULE	RPI	RPI	RPI	RPI
DIV. I ONLY	11- 13	203	3-7	88	111	158	158	11	11	
DIV. I NON-CONF.	5- 6	187	0	93	141	168	168	11	11	
TOTALS	RPI 1-25	RPI 26-50	W-L RECORDS	RPI 51-100	RPI 101-150	RPI 150+				
11- 13	1- 2	1- 2	OVERALL	0- 1	0- 5	9- 3				
7- 6	1- 1	1- 1	HOME	0- 1	0- 3	5- 0				
3- 7	0- 1	0- 1	AWAY	0- 0	0- 2	3- 3				
1- 0	0- 0	0- 0	NEUTRAL	0- 0	0- 0	1- 0				
5- 6	0- 1	1- 2	NON-CONFERENCE	0- 0	0- 1	4- 2				
4- 2	0- 1	1- 1	HOME	0- 0	0- 0	3- 0				
0- 4	0- 0	0- 1	AWAY	0- 0	0- 1	0- 2				
1- 0	0- 0	0- 0	NEUTRAL	0- 0	0- 0	1- 0				
6- 7	1- 1	0- 0	CONFERENCE	0- 1	0- 4	5- 1				
3- 4	1- 0	0- 0	HOME	0- 1	0- 3	2- 0				
3- 3	0- 1	0- 0	AWAY	0- 0	0- 1	3- 1				
0- 0	0- 0	0- 0	NEUTRAL	0- 0	0- 0	0- 0				

RPI 1-25				RPI 26-50				RPI 51-100				RPI 101+ Team's RPI: 158			
RPI	S	Opponent	Score	RPI	S	Opponent	Score	RPI	S	Opponent	Score	RPI	S	Opponent	Score
11	A	Gonzaga	49 74	30	H	Western Ky.	80 73	72	H	BYU	55 65	106	H	Pacific	66 68
11	H	Gonzaga	70 60	34	H	Marquette	63 77					118	H	San Diego	54 72
14	H	NC State	70 87	50	A	UCF	58 67					124	A	Kansas	81 86
												146	A	Portland	65 78
												146	H	Portland	53 72
												165	H	UC Davis	83 74
												187	A	Pepperdine	64 73
												187	H	Pepperdine	85 78
												203	A	Santa Clara	95 87
												204	A	Wyoming	67 69
												243	A	San Francisco	86 79
												251	A	Nevada	72 78
												271	H	UC Santa Barbara	64 43
												281	A	LMU (CA)	70 61
												281	H	LMU (CA)	86 70
												285	N	St. Bonaventure	72 57
												312	H	Cal Poly	84 67
LAST 10 Division I															
11	H	Gonzaga	70 60	72	H	BYU	55 65								
146	H	Portland	53 72	118	H	San Diego	54 72								
187	A	Pepperdine	64 73	146	A	Portland	65 78								
281	A	LMU (CA)	70 61	11	A	Gonzaga	49 74								
106	H	Pacific	66 68	281	H	LMU (CA)	86 70								

Non-Div I Games:

Saint Mary's (CA)

■ Loss,
 ■ Non-Conf, S Site,
 ■ Home
 ■ Away
 N Neutral

Saint Peter's

Through Games Of Feb. 12, 2020

Average RPI Win:	276	WON-LOST	WINNING	LAST 10	STRENGTH OF	OPP. STRENGTH	TEAM	ADJ.	CONF.	ADJ CONF.
Average RPI Loss:	237	RECORD	PCT. RANK	GAMES	SCHEDULE	OF SCHEDULE	RPI	RPI	RPI	RPI
DIV. I ONLY	6- 15	289	2-8	345	324	327	327	24	24	
DIV. I NON-CONF.	3- 6	235	0	345	347	329	329	25	25	
TOTALS	RPI 1-25	RPI 26-50	W-L RECORDS	RPI 51-100	RPI 101-150	RPI 150+				
6- 15	0- 0	0- 0	OVERALL	0- 1	1- 1	5- 13				
3- 5	0- 0	0- 0	HOME	0- 0	1- 1	2- 4				
3- 10	0- 0	0- 0	AWAY	0- 1	0- 0	3- 9				
0- 0	0- 0	0- 0	NEUTRAL	0- 0	0- 0	0- 0				
3- 6	0- 0	0- 0	NON-CONFERENCE	0- 0	0- 1	3- 5				
1- 2	0- 0	0- 0	HOME	0- 0	0- 1	1- 1				
2- 4	0- 0	0- 0	AWAY	0- 0	0- 0	2- 4				
0- 0	0- 0	0- 0	NEUTRAL	0- 0	0- 0	0- 0				
3- 9	0- 0	0- 0	CONFERENCE	0- 1	1- 0	2- 8				
2- 3	0- 0	0- 0	HOME	0- 0	1- 0	1- 3				
1- 6	0- 0	0- 0	AWAY	0- 1	0- 0	1- 5				
0- 0	0- 0	0- 0	NEUTRAL	0- 0	0- 0	0- 0				

RPI 1-25			RPI 26-50			RPI 51-100			RPI 101+			Team's RPI: 327
RPI	S	Opponent	Score	RPI	S	Opponent	Score	RPI	S	Opponent	Score	
						61	A Marist	76	96	107	H Rider	67 56
										125	H Lehigh	71 80
										178	H Quinnipiac	64 91
										226	A Fairfield	48 67
										230	A Manhattan	64 68
										230	H Manhattan	52 85
										245	A Iona	59 69
										255	A Howard	80 92
										256	H Morgan St.	78 77
										261	A Delaware St.	66 89
										270	A Monmouth	57 59
										270	H Monmouth	67 81
										273	A Niagara	89 97
										276	H Siena	87 83
										280	A Wagner	89 90
										325	H Fairleigh Dickinson	71 77
										330	A NJIT	73 76
										336	A LIU Brooklyn	89 74
										339	A Canisius	86 68
										342	A Coppin St.	82 57
LAST 10 Division I												
						270	A Monmouth	57	59	273	A Niagara	89 97
						107	H Rider	67	56	245	A Iona	59 69
						230	A Manhattan	64	68	270	H Monmouth	67 81
						178	H Quinnipiac	64	91	226	A Fairfield	48 67
						339	A Canisius	86	68	230	H Manhattan	52 85

Non-Div I Games:

Saint Peter's

■ Loss,
 ■ Non-Conf,
 ■ S Site,
 ■ H Home
 ■ A Away
 N Neutral

Average RPI Win:	244	WON-LOST	WINNING	LAST 10	STRENGTH OF	OPP. STRENGTH	TEAM	ADJ.	CONF.	ADJ CONF.
Average RPI Loss:	171	RECORD	PCT. RANK	GAMES	SCHEDULE	OF SCHEDULE	RPI	RPI	RPI	RPI
DIV. I ONLY	13- 7	87	7-3	306	236	157	157	23	23	
DIV. I NON-CONF.	2- 4	235	0	291	112	244	244	22	22	
TOTALS	RPI 1-25	RPI 26-50	W-L RECORDS	RPI 51-100	RPI 101-150	RPI 150+				
13- 7	0- 0	0- 1	OVERALL	1- 0	0- 3	12- 3				
6- 2	0- 0	0- 0	HOME	1- 0	0- 1	5- 1				
7- 5	0- 0	0- 1	AWAY	0- 0	0- 2	7- 2				
0- 0	0- 0	0- 0	NEUTRAL	0- 0	0- 0	0- 0				
2- 4	0- 0	0- 1	NON-CONFERENCE	0- 0	0- 1	2- 2				
1- 0	0- 0	0- 0	HOME	0- 0	0- 0	1- 0				
1- 4	0- 0	0- 1	AWAY	0- 0	0- 1	1- 2				
0- 0	0- 0	0- 0	NEUTRAL	0- 0	0- 0	0- 0				
11- 3	0- 0	0- 0	CONFERENCE	1- 0	0- 2	10- 1				
5- 2	0- 0	0- 0	HOME	1- 0	0- 1	4- 1				
6- 1	0- 0	0- 0	AWAY	0- 0	0- 1	6- 0				
0- 0	0- 0	0- 0	NEUTRAL	0- 0	0- 0	0- 0				

RPI S	Opponent	Score	RPI S	Opponent	Score	RPI S	Opponent	Score	RPI S	Opponent	Score	Team's RPI: 157
45	A Oklahoma	71 95	89	H SFA	63 55	110	A A&M-Corpus Christi	54 57	123	H Abilene Christian	73 81	
						150	A Texas Tech	57 99	159	A New Orleans	78 46	
						166	H Louisiana	77 73	209	A Oral Roberts	41 64	
						220	A Central Ark.	72 54	224	A Southeastern La.	84 69	
						224	H Southeastern La.	81 75	248	H Lamar University	68 47	
						277	A Nicholls St.	80 77	277	H Nicholls St.	87 71	
						278	A Ole Miss	69 75	283	H Incarnate Word	74 77	
						298	A UTSA	81 77	317	A Houston Baptist	97 69	
						334	H McNeese	92 59	335	A Northwestern St.	79 69	
LAST 10 Division I												
224	H Southeastern La.	81 75	123	H Abilene Christian	73 81							
277	A Nicholls St.	80 77	317	A Houston Baptist	97 69							
283	H Incarnate Word	74 77	248	H Lamar University	68 47							
89	H SFA	63 55	220	A Central Ark.	72 54							
110	A A&M-Corpus Christi	54 57	224	A Southeastern La.	84 69							

Non-Div I Games: Jarvis Christian 114 46 Howard Payne 91 49 Wiley 102 52

Sam Houston St.

Average RPI Win: 260	WON-LOST	WINNING	LAST 10	STRENGTH OF	OPP. STRENGTH	TEAM	ADJ.	CONF.	ADJ CONF.
Average RPI Loss: 122	RECORD	PCT. RANK	GAMES	SCHEDULE	OF SCHEDULE	RPI	RPI	RPI	RPI
DIV. I ONLY	10- 13	221	7-3	129	276	173	173	26	26
DIV. I NON-CONF.	4- 10	259	1-0	51	244	150	150	21	21
TOTALS	RPI 1-25	RPI 26-50	W-L RECORDS	RPI 51-100	RPI 101-150	RPI 150+			
10- 13	0- 1	0- 2	OVERALL	0- 2	1- 3	9- 5			
3- 5	0- 0	0- 1	HOME	0- 1	0- 0	3- 3			
6- 8	0- 1	0- 1	AWAY	0- 1	1- 3	5- 2			
1- 0	0- 0	0- 0	NEUTRAL	0- 0	0- 0	1- 0			
4- 10	0- 1	0- 2	NON-CONFERENCE	0- 2	0- 3	4- 2			
0- 3	0- 0	0- 1	HOME	0- 1	0- 0	0- 1			
3- 7	0- 1	0- 1	AWAY	0- 1	0- 3	3- 1			
1- 0	0- 0	0- 0	NEUTRAL	0- 0	0- 0	1- 0			
6- 3	0- 0	0- 0	CONFERENCE	0- 0	1- 0	5- 3			
3- 2	0- 0	0- 0	HOME	0- 0	0- 0	3- 2			
3- 1	0- 0	0- 0	AWAY	0- 0	1- 0	2- 1			
0- 0	0- 0	0- 0	NEUTRAL	0- 0	0- 0	0- 0			

RPI 1-25				RPI 26-50				RPI 51-100				RPI 101+ Team's RPI: 173			
RPI	S	Opponent	Score	RPI	S	Opponent	Score	RPI	S	Opponent	Score	RPI	S	Opponent	Score
23	A	Florida St.	59 88	27	A	Kentucky	49 79	57	H	Troy	65 74	101	A	Fordham	37 68
				30	H	Western Ky.	84 88	71	A	UT Martin	75 80	113	A	UAB	69 76
												135	A	Florida	48 84
												149	A	UNC Greensboro	56 42
												155	A	North Ala.	79 63
												162	H	Tennessee Tech	57 72
												189	A	Furman	69 77
												189	H	Furman	59 72
												227	A	Kennesaw St.	55 60
												229	H	Chattanooga	60 46
												239	A	Murray St.	84 56
												266	A	Wofford	74 58
												266	H	Wofford	63 69
												268	H	ETSU	68 34
												316	N	Hofstra	65 45
												318	H	Mercer	72 64
												323	A	Alabama St.	83 48
												337	A	Western Caro.	62 50
LAST 10 Division I															
266	H	Wofford	63 69	229	H	Chattanooga	60 46								
189	H	Furman	59 72	318	H	Mercer	72 64								
149	A	UNC Greensboro	56 42	189	A	Furman	69 77								
337	A	Western Caro.	62 50	266	A	Wofford	74 58								
268	H	ETSU	68 34	316	N	Hofstra	65 45								

Non-Div I Games: Montevallo 81 60

Samford

■ Loss,
 ■ Non-Conf,
 ■ S Site,
 ■ H Home
 ■ A Away
 N Neutral

Average RPI Win:	204	WON-LOST	WINNING	LAST 10	STRENGTH OF	OPP. STRENGTH	TEAM	ADJ.	CONF.	ADJ CONF.
Average RPI Loss:	119	RECORD	PCT. RANK	GAMES	SCHEDULE	OF SCHEDULE	RPI	RPI	RPI	RPI
DIV. I ONLY	13- 9	111	7-3	117	140	118	118	11	11	
DIV. I NON-CONF.	5- 5	164	0	232	301	240	240	11	11	
TOTALS	RPI 1-25	RPI 26-50	W-L RECORDS	RPI 51-100	RPI 101-150	RPI 150+				
13- 9	0- 2	0- 0	OVERALL	1- 1	3- 4	9- 2				
7- 5	0- 1	0- 0	HOME	1- 0	1- 3	5- 1				
6- 4	0- 1	0- 0	AWAY	0- 1	2- 1	4- 1				
0- 0	0- 0	0- 0	NEUTRAL	0- 0	0- 0	0- 0				
5- 5	0- 0	0- 0	NON-CONFERENCE	0- 0	0- 4	5- 1				
3- 4	0- 0	0- 0	HOME	0- 0	0- 3	3- 1				
2- 1	0- 0	0- 0	AWAY	0- 0	0- 1	2- 0				
0- 0	0- 0	0- 0	NEUTRAL	0- 0	0- 0	0- 0				
8- 4	0- 2	0- 0	CONFERENCE	1- 1	3- 0	4- 1				
4- 1	0- 1	0- 0	HOME	1- 0	1- 0	2- 0				
4- 3	0- 1	0- 0	AWAY	0- 1	2- 0	2- 1				
0- 0	0- 0	0- 0	NEUTRAL	0- 0	0- 0	0- 0				

RPI 1-25				RPI 26-50				RPI 51-100				RPI 101+ Team's RPI: 118			
RPI	S	Opponent	Score	RPI	S	Opponent	Score	RPI	S	Opponent	Score	RPI	S	Opponent	Score
11	A	Gonzaga	46 57					72	A	BYU	36 52	106	A	Pacific	66 64
11	H	Gonzaga	42 57					72	H	BYU	51 45	121	H	Idaho	32 65
												137	H	Washington	47 65
												146	A	Portland	62 58
												146	H	Portland	74 55
												147	A	San Jose St.	82 88
												150	H	Texas Tech	60 64
												158	A	Saint Mary's (CA)	72 54
												183	H	Towson	81 67
												187	A	Pepperdine	57 73
												203	H	Santa Clara	50 47
												232	H	Cal St. Fullerton	67 72
												242	A	San Diego St.	70 47
												243	H	San Francisco	54 50
												270	H	Monmouth	57 49
												281	A	LMU (CA)	67 59
												287	H	CSUN	59 40
												311	A	Air Force	70 59
LAST 10 Division I															
72	H	BYU	51 45	106	A	Pacific	66 64								
146	A	Portland	62 58	158	A	Saint Mary's (CA)	72 54								
11	A	Gonzaga	46 57	72	A	BYU	36 52								
243	H	San Francisco	54 50	11	H	Gonzaga	42 57								
203	H	Santa Clara	50 47	146	H	Portland	74 55								

Non-Div I Games: Biola 81 28

San Diego

■ Loss,
 ■ Non-Conf,
 ■ S Site,
 ■ Home
 ■ A Away
 N Neutral

Average RPI Win:	239	WON-LOST	WINNING	LAST 10	STRENGTH OF	OPP. STRENGTH	TEAM	ADJ.	CONF.	ADJ CONF.
Average RPI Loss:	189	RECORD	PCT. RANK	GAMES	SCHEDULE	OF SCHEDULE	RPI	RPI	RPI	RPI
DIV. I ONLY	11- 14	219	5-5	222	268	242	242	17	17	
DIV. I NON-CONF.	4- 7	225	0	266	322	294	294	23	23	
TOTALS	RPI 1-25	RPI 26-50	W-L RECORDS	RPI 51-100	RPI 101-150	RPI 150+				
11- 14	0- 0	0- 0	OVERALL	0- 2	0- 4	11- 8				
7- 7	0- 0	0- 0	HOME	0- 1	0- 2	7- 4				
4- 7	0- 0	0- 0	AWAY	0- 1	0- 2	4- 4				
0- 0	0- 0	0- 0	NEUTRAL	0- 0	0- 0	0- 0				
4- 7	0- 0	0- 0	NON-CONFERENCE	0- 0	0- 2	4- 5				
2- 5	0- 0	0- 0	HOME	0- 0	0- 2	2- 3				
2- 2	0- 0	0- 0	AWAY	0- 0	0- 0	2- 2				
0- 0	0- 0	0- 0	NEUTRAL	0- 0	0- 0	0- 0				
7- 7	0- 0	0- 0	CONFERENCE	0- 2	0- 2	7- 3				
5- 2	0- 0	0- 0	HOME	0- 1	0- 0	5- 1				
2- 5	0- 0	0- 0	AWAY	0- 1	0- 2	2- 2				
0- 0	0- 0	0- 0	NEUTRAL	0- 0	0- 0	0- 0				

RPI 1-25			RPI 26-50			RPI 51-100			RPI 101+			Team's RPI: 242
RPI	S	Opponent	Score	RPI	S	Opponent	Score	RPI	S	Opponent	Score	
						55 Fresno St.	54 79	118 San Diego			47 70	
						55 Fresno St.	60 65	128 Boise St.			72 86	
								136 California			48 74	
								147 San Jose St.			67 84	
								180 Hawaii			58 61	
								183 Towson			80 72	
								184 UNLV			48 39	
								204 Wyoming			67 81	
								204 Wyoming			67 60	
								207 New Mexico			67 58	
								207 New Mexico			75 74	
								232 Cal St. Fullerton			55 45	
								237 Arkansas St.			62 71	
								251 Nevada			69 70	
								254 Colorado St.			59 49	
								269 Alabama A&M			53 61	
								271 UC Santa Barbara			52 64	
								283 Incarnate Word			57 48	
								287 CSUN			69 74	
								290 Utah St.			59 51	
								290 Utah St.			66 62	
								291 California Baptist			80 68	
								311 Air Force			49 51	
LAST 10 Division I												
						207 New Mexico	67 58	204 Wyoming			67 81	
						311 Air Force	49 51	251 Nevada			69 70	
						290 Utah St.	59 51	55 Fresno St.			60 65	
						207 New Mexico	75 74	128 Boise St.			72 86	
						184 UNLV	48 39	204 Wyoming			67 60	

Non-Div I Games: Westcliff 77 56

San Diego St.

San Francisco

Through Games Of Feb. 12, 2020

Average RPI Win:	251	WON-LOST	WINNING	LAST 10	STRENGTH OF	OPP. STRENGTH	TEAM	ADJ.	CONF.	ADJ CONF.
Average RPI Loss:	127	RECORD	PCT. RANK	GAMES	SCHEDULE	OF SCHEDULE	RPI	RPI	RPI	RPI
DIV. I ONLY	9- 15	252	2-8	173	136	243	243	11	11	
DIV. I NON-CONF.	7- 5	131	0	147	220	133	133	11	11	
TOTALS	RPI 1-25	RPI 26-50	W-L RECORDS	RPI 51-100	RPI 101-150	RPI 150+				
9- 15	0- 3	0- 0	OVERALL	0- 1	0- 5	9- 6				
4- 8	0- 2	0- 0	HOME	0- 0	0- 3	4- 3				
2- 6	0- 0	0- 0	AWAY	0- 1	0- 2	2- 3				
3- 1	0- 1	0- 0	NEUTRAL	0- 0	0- 0	3- 0				
7- 5	0- 2	0- 0	NON-CONFERENCE	0- 0	0- 2	7- 1				
3- 2	0- 1	0- 0	HOME	0- 0	0- 1	3- 0				
1- 2	0- 0	0- 0	AWAY	0- 0	0- 1	1- 1				
3- 1	0- 1	0- 0	NEUTRAL	0- 0	0- 0	3- 0				
2- 10	0- 1	0- 0	CONFERENCE	0- 1	0- 3	2- 5				
1- 6	0- 1	0- 0	HOME	0- 0	0- 2	1- 3				
1- 4	0- 0	0- 0	AWAY	0- 1	0- 1	1- 2				
0- 0	0- 0	0- 0	NEUTRAL	0- 0	0- 0	0- 0				

RPI 1-25				RPI 26-50				RPI 51-100				RPI 101+ Team's RPI: 243			
RPI	S	Opponent	Score	RPI	S	Opponent	Score	RPI	S	Opponent	Score	RPI	S	Opponent	Score
9	N	Mississippi St.	38 73					72	A	BYU	44 57	106	H	Pacific	61 84
10	H	Stanford	71 97									118	A	San Diego	50 54
11	H	Gonzaga	46 69									121	H	Idaho	60 66
												137	A	Washington	54 73
												146	H	Portland	66 73
												158	H	Saint Mary's (CA)	79 86
												165	A	UC Davis	67 79
												175	N	Houston	80 57
												187	A	Pepperdine	70 82
												187	H	Pepperdine	64 70
												203	A	Santa Clara	72 66
												203	H	Santa Clara	72 80
												213	A	Northern Colo.	90 83
												232	H	Cal St. Fullerton	71 63
												260	N	Bowling Green	64 56
												281	A	LMU (CA)	69 76
												281	H	LMU (CA)	70 68
												287	H	CSUN	79 61
												303	N	UC Irvine	68 61
												307	H	Sacramento St.	87 82
LAST 10 Division I															
281	H	LMU (CA)	70 68	11	H	Gonzaga	46 69								
187	H	Pepperdine	64 70	146	H	Portland	66 73								
203	A	Santa Clara	72 66	187	A	Pepperdine	70 82								
118	A	San Diego	50 54	281	A	LMU (CA)	69 76								
72	A	BYU	44 57	203	H	Santa Clara	72 80								

Non-Div I Games:

San Francisco

■ Loss,
■ Non-Conf,
■ S Site,
■ H Home
■ A Away
N Neutral

Average RPI Win:	228	WON-LOST	WINNING	LAST 10	STRENGTH OF	OPP. STRENGTH	TEAM	ADJ.	CONF.	ADJ CONF.
Average RPI Loss:	172	RECORD	PCT. RANK	GAMES	SCHEDULE	OF SCHEDULE	RPI	RPI	RPI	RPI
DIV. I ONLY	14- 9	104	6-4	233	219	147	147	17	17	
DIV. I NON-CONF.	5- 5	164	0	310	212	250	250	23	23	
TOTALS	RPI 1-25	RPI 26-50	W-L RECORDS	RPI 51-100	RPI 101-150	RPI 150+				
14- 9	0- 0	0- 0	OVERALL	0- 3	3- 0	11- 6				
8- 2	0- 0	0- 0	HOME	0- 1	3- 0	5- 1				
6- 5	0- 0	0- 0	AWAY	0- 1	0- 0	6- 4				
0- 2	0- 0	0- 0	NEUTRAL	0- 1	0- 0	0- 1				
5- 5	0- 0	0- 0	NON-CONFERENCE	0- 1	2- 0	3- 4				
4- 0	0- 0	0- 0	HOME	0- 0	2- 0	2- 0				
1- 3	0- 0	0- 0	AWAY	0- 0	0- 0	1- 3				
0- 2	0- 0	0- 0	NEUTRAL	0- 1	0- 0	0- 1				
9- 4	0- 0	0- 0	CONFERENCE	0- 2	1- 0	8- 2				
4- 2	0- 0	0- 0	HOME	0- 1	1- 0	3- 1				
5- 2	0- 0	0- 0	AWAY	0- 1	0- 0	5- 1				
0- 0	0- 0	0- 0	NEUTRAL	0- 0	0- 0	0- 0				

RPI 1-25			RPI 26-50			RPI 51-100			RPI 101+			Team's RPI: 147
RPI	S	Opponent	Score	RPI	S	Opponent	Score	RPI	S	Opponent	Score	
						55 A Fresno St.	76 78	118 H San Diego			88 82	
						55 H Fresno St.	76 85	119 H Buffalo			95 88	
						72 N BYU	56 75	128 H Boise St.			74 61	
								184 H UNLV			62 60	
								186 N Northern Ariz.			64 67	
								203 A Santa Clara			81 89	
								204 A Wyoming			45 80	
								207 A New Mexico			81 80	
								207 H New Mexico			89 85	
								219 A CSU Bakersfield			71 75	
								242 H San Diego St.			84 67	
								251 A Nevada			72 70	
								251 H Nevada			76 80	
								254 A Colorado St.			58 53	
								271 A UC Santa Barbara			73 70	
								290 A Utah St.			76 61	
								303 A UC Irvine			77 79	
								306 H Eastern Wash.			84 66	
								307 H Sacramento St.			73 67	
								311 A Air Force			68 60	
LAST 10 Division I												
						55 A Fresno St.	76 78	207 H New Mexico			89 85	
						251 H Nevada	76 80	184 H UNLV			62 60	
						204 A Wyoming	45 80	254 A Colorado St.			58 53	
						128 H Boise St.	74 61	251 A Nevada			72 70	
						311 A Air Force	68 60	55 H Fresno St.			76 85	

Non-Div I Games: La Verne 128 62

San Jose St.

Santa Clara

Through Games Of Feb. 12, 2020

Average RPI Win:	182	WON-LOST	WINNING	LAST 10	STRENGTH OF	OPP. STRENGTH	TEAM	ADJ.	CONF.	ADJ CONF.
Average RPI Loss:	144	RECORD	PCT. RANK	GAMES	SCHEDULE	OF SCHEDULE	RPI	RPI	RPI	RPI
DIV. I ONLY	8- 14	256	2-8	109	127	203	203	11	11	
DIV. I NON-CONF.	5- 5	164	0	52	160	92	92	11	11	
TOTALS	RPI 1-25	RPI 26-50	W-L RECORDS	RPI 51-100	RPI 101-150	RPI 150+				
8- 14	0- 3	0- 0	OVERALL	1- 1	2- 3	5- 7				
4- 6	0- 1	0- 0	HOME	1- 0	2- 1	1- 4				
3- 7	0- 2	0- 0	AWAY	0- 1	0- 2	3- 2				
1- 1	0- 0	0- 0	NEUTRAL	0- 0	0- 0	1- 1				
5- 5	0- 2	0- 0	NON-CONFERENCE	1- 0	1- 1	3- 2				
2- 1	0- 0	0- 0	HOME	1- 0	1- 0	0- 1				
2- 3	0- 2	0- 0	AWAY	0- 0	0- 1	2- 0				
1- 1	0- 0	0- 0	NEUTRAL	0- 0	0- 0	1- 1				
3- 9	0- 1	0- 0	CONFERENCE	0- 1	1- 2	2- 5				
2- 5	0- 1	0- 0	HOME	0- 0	1- 1	1- 3				
1- 4	0- 0	0- 0	AWAY	0- 1	0- 1	1- 2				
0- 0	0- 0	0- 0	NEUTRAL	0- 0	0- 0	0- 0				

RPI	S	Opponent	Score	RPI	S	Opponent	Score	RPI	S	Opponent	Score	RPI	S	Opponent	Score
4	A	Missouri St.	64 71					55	H	Fresno St.	90 66	106	H	Pacific	75 65
11	H	Gonzaga	52 67					72	A	BYU	48 71	118	A	San Diego	47 50
21	A	Arizona	52 65									136	A	California	65 69
												146	H	Portland	77 80
												147	H	San Jose St.	89 81
												158	H	Saint Mary's (CA)	87 95
												165	A	UC Davis	62 61
												174	N	Montana	68 58
												187	A	Pepperdine	71 79
												187	H	Pepperdine	61 79
												188	N	Delaware	80 81
												243	A	San Francisco	80 72
												243	H	San Francisco	66 72
												267	H	Long Beach St.	46 54
												281	A	LMU (CA)	59 75
												281	H	LMU (CA)	76 60
												287	A	CSUN	76 55
LAST 10 Division I															
187	H	Pepperdine	61 79	146	H	Portland	77 80								
281	H	LMU (CA)	76 60	11	H	Gonzaga	52 67								
243	H	San Francisco	66 72	281	A	LMU (CA)	59 75								
72	A	BYU	48 71	187	A	Pepperdine	71 79								
118	A	San Diego	47 50	243	A	San Francisco	80 72								

Non-Div I Games: UC Santa Cruz 109 51

Santa Clara

Loss, Non-Conf, S Site, H Home A Away N Neutral

Average RPI Win:	296	WON-LOST	WINNING	LAST 10	STRENGTH OF	OPP. STRENGTH	TEAM	ADJ.	CONF.	ADJ CONF.
Average RPI Loss:	222	RECORD	PCT. RANK	GAMES	SCHEDULE	OF SCHEDULE	RPI	RPI	RPI	RPI
DIV. I ONLY	7- 12	253	4-6	331	343	309	309	31	31	
DIV. I NON-CONF.	3- 7	252	0-1	260	318	297	297	32	32	
TOTALS	RPI 1-25	RPI 26-50	W-L RECORDS	RPI 51-100	RPI 101-150	RPI 150+				
7- 12	0- 0	0- 0	OVERALL	0- 1	0- 2	7- 9				
5- 4	0- 0	0- 0	HOME	0- 1	0- 1	5- 2				
2- 8	0- 0	0- 0	AWAY	0- 0	0- 1	2- 7				
0- 0	0- 0	0- 0	NEUTRAL	0- 0	0- 0	0- 0				
3- 7	0- 0	0- 0	NON-CONFERENCE	0- 1	0- 2	3- 4				
2- 2	0- 0	0- 0	HOME	0- 1	0- 1	2- 0				
1- 5	0- 0	0- 0	AWAY	0- 0	0- 1	1- 4				
0- 0	0- 0	0- 0	NEUTRAL	0- 0	0- 0	0- 0				
4- 5	0- 0	0- 0	CONFERENCE	0- 0	0- 0	4- 5				
3- 2	0- 0	0- 0	HOME	0- 0	0- 0	3- 2				
1- 3	0- 0	0- 0	AWAY	0- 0	0- 0	1- 3				
0- 0	0- 0	0- 0	NEUTRAL	0- 0	0- 0	0- 0				

RPI 1-25			RPI 26-50			RPI 51-100			RPI 101+			Team's RPI: 309
RPI	S	Opponent	Score	RPI	S	Opponent	Score	RPI	S	Opponent	Score	
						90 H Montana St.	65 73	121 H Idaho			84 90	
								137 A Washington			46 78	
								186 A Northern Ariz.			80 88	
								197 A Idaho St.			48 73	
								219 H CSU Bakersfield			63 57	
								221 H UMKC			65 76	
								232 A Cal St. Fullerton			63 81	
								238 H Grand Canyon			48 56	
								267 H Long Beach St.			66 54	
								290 A Utah St.			63 70	
								291 A California Baptist			83 49	
								307 H Sacramento St.			88 84	
								308 A UTRGV			81 85	
								312 A Cal Poly			72 49	
								322 A New Mexico St.			65 83	
								324 A Utah Valley			58 70	
								324 H Utah Valley			82 80	
								350 H Chicago St.			80 51	
LAST 10 Division I												
324 H		Utah Valley	82 80	308 A		UTRGV	81 85					
291 A		California Baptist	83 49	324 A		Utah Valley	58 70					
219 H		CSU Bakersfield	63 57	350 H		Chicago St.	80 51					
238 H		Grand Canyon	48 56	221 H		UMKC	65 76					
322 A		New Mexico St.	65 83	232 A		Cal St. Fullerton	63 81					

Non-Div I Games: Warner Pacific 89 47 Saint Martin's 91 81 Central Wash. 75 65

Seattle U

Average RPI Win: 169	WON-LOST	WINNING	LAST 10	STRENGTH OF	OPP. STRENGTH	TEAM	ADJ.	CONF.	ADJ CONF.
Average RPI Loss: 52	RECORD	PCT. RANK	GAMES	SCHEDULE	OF SCHEDULE	RPI	RPI	RPI	RPI
DIV. I ONLY	15- 9	93	6-4	48	74	69	69	6	6
DIV. I NON-CONF.	7- 4	100	0	59	144	81	81	6	6

TOTALS	RPI 1-25	RPI 26-50	W-L RECORDS	RPI 51-100	RPI 101-150	RPI 150+			
15- 9	0- 4	2- 1	OVERALL	2- 3	3- 1	8- 0			
8- 5	0- 3	2- 0	HOME	0- 2	2- 0	4- 0			
5- 3	0- 1	0- 1	AWAY	2- 0	0- 1	3- 0			
2- 1	0- 0	0- 0	NEUTRAL	0- 1	1- 0	1- 0			
7- 4	0- 2	0- 0	NON-CONFERENCE	0- 1	2- 1	5- 0			
4- 2	0- 2	0- 0	HOME	0- 0	1- 0	3- 0			
1- 1	0- 0	0- 0	AWAY	0- 0	0- 1	1- 0			
2- 1	0- 0	0- 0	NEUTRAL	0- 1	1- 0	1- 0			
8- 5	0- 2	2- 1	CONFERENCE	2- 2	1- 0	3- 0			
4- 3	0- 1	2- 0	HOME	0- 2	1- 0	1- 0			
4- 2	0- 1	0- 1	AWAY	2- 0	0- 0	2- 0			
0- 0	0- 0	0- 0	NEUTRAL	0- 0	0- 0	0- 0			

RPI 1-25				RPI 26-50				RPI 51-100 Team's RPI: 69				RPI 101+			
RPI	S	Opponent	Score	RPI	S	Opponent	Score	RPI	S	Opponent	Score	RPI	S	Opponent	Score
7	H	UConn	78 92	34	A	Marquette	60 81	63	H	St. John's (NY)	66 82	108	N	Vanderbilt	69 65
19	A	DePaul	68 85	34	H	Marquette	72 60	87	N	Georgia Tech	54 79	117	H	VCU	53 33
19	H	DePaul	76 86	35	H	Creighton	82 70	93	A	Butler	67 62	125	A	Lehigh	68 75
20	H	Princeton	76 78					95	A	Villanova	65 63	143	H	Providence	97 55
								95	H	Villanova	55 61	170	H	Lafayette	74 50
												218	N	Saint Joseph's	55 39
												226	H	Fairfield	74 44
												240	A	Georgetown	61 47
												240	H	Georgetown	79 60
												245	A	Iona	89 37
												263	A	Xavier	83 61
												301	H	Sacred Heart	95 69

LAST 10 Division I															
19	H	DePaul	76 86	143	H	Providence	97 55								
34	H	Marquette	72 60	35	H	Creighton	82 70								
95	A	Villanova	65 63	34	A	Marquette	60 81								
240	A	Georgetown	61 47	19	A	DePaul	68 85								
63	H	St. John's (NY)	66 82	240	H	Georgetown	79 60								

Non-Div I Games:

Seton Hall

Average RPI Win:	280	WON-LOST	WINNING	LAST 10	STRENGTH OF	OPP. STRENGTH	TEAM	ADJ.	CONF.	ADJ CONF.
Average RPI Loss:	189	RECORD	PCT. RANK	GAMES	SCHEDULE	OF SCHEDULE	RPI	RPI	RPI	RPI
DIV. I ONLY	8- 13	245	6-4	269	330	276	276	24	24	
DIV. I NON-CONF.	2- 7	288	0	127	344	289	289	25	25	
TOTALS	RPI 1-25	RPI 26-50	W-L RECORDS	RPI 51-100	RPI 101-150	RPI 150+				
8- 13	0- 0	0- 0	OVERALL	0- 3	0- 1	8- 9				
5- 4	0- 0	0- 0	HOME	0- 0	0- 0	5- 4				
3- 9	0- 0	0- 0	AWAY	0- 3	0- 1	3- 5				
0- 0	0- 0	0- 0	NEUTRAL	0- 0	0- 0	0- 0				
2- 7	0- 0	0- 0	NON-CONFERENCE	0- 3	0- 0	2- 4				
2- 1	0- 0	0- 0	HOME	0- 0	0- 0	2- 1				
0- 6	0- 0	0- 0	AWAY	0- 3	0- 0	0- 3				
0- 0	0- 0	0- 0	NEUTRAL	0- 0	0- 0	0- 0				
6- 6	0- 0	0- 0	CONFERENCE	0- 0	0- 1	6- 5				
3- 3	0- 0	0- 0	HOME	0- 0	0- 0	3- 3				
3- 3	0- 0	0- 0	AWAY	0- 0	0- 1	3- 2				
0- 0	0- 0	0- 0	NEUTRAL	0- 0	0- 0	0- 0				

RPI 1-25				RPI 26-50				RPI 51-100				RPI 101+				Team's RPI: 276	
RPI	S	Opponent	Score	RPI	S	Opponent	Score	RPI	S	Opponent	Score	RPI	S	Opponent	Score		
								86	A	Penn	44	92	107	A	Rider	66	70
								94	A	Colgate	51	88	151	A	Massachusetts	55	61
								98	A	Harvard	51	68	177	A	Fla. Atlantic	39	83
													178	A	Quinnipiac	68	60
													178	H	Quinnipiac	52	66
													179	H	Binghamton	62	89
													226	H	Fairfield	35	65
													230	A	Manhattan	59	49
													230	H	Manhattan	50	80
													270	H	Monmouth	51	39
													273	A	Niagara	61	68
													273	H	Niagara	59	54
													301	H	Sacred Heart	68	57
													310	H	Albany (NY)	52	46
													325	A	Fairleigh Dickinson	58	67
													327	A	Saint Peter's	83	87
													339	A	Canisius	68	63
													339	H	Canisius	72	43
LAST 10 Division I																	
				178	A	Quinnipiac	68 60					107	A	Rider	66	70	
				230	A	Manhattan	59 49					230	H	Manhattan	50	80	
				339	H	Canisius	72 43					339	A	Canisius	68	63	
				273	H	Niagara	59 54					273	A	Niagara	61	68	
				270	H	Monmouth	51 39					327	A	Saint Peter's	83	87	

Non-Div I Games:

Siena

■ Loss,
 ■ Non-Conf,
 ■ S Site,
 ■ Home
 ■ A Away
 N Neutral

South Alabama

Through Games Of Feb. 12, 2020

Average RPI Win:	261	WON-LOST	WINNING	LAST 10	STRENGTH OF	OPP. STRENGTH	TEAM	ADJ.	CONF.	ADJ CONF.
Average RPI Loss:	133	RECORD	PCT. RANK	GAMES	SCHEDULE	OF SCHEDULE	RPI	RPI	RPI	RPI
DIV. I ONLY	10- 11	196	6-4	253	198	235	235	21	21	
DIV. I NON-CONF.	3- 7	252	0	239	82	285	285	19	19	
TOTALS	RPI 1-25	RPI 26-50	W-L RECORDS	RPI 51-100	RPI 101-150	RPI 150+				
10- 11	0- 0	0- 1	OVERALL	0- 3	2- 3	8- 4				
6- 6	0- 0	0- 1	HOME	0- 2	1- 2	5- 1				
4- 5	0- 0	0- 0	AWAY	0- 1	1- 1	3- 3				
0- 0	0- 0	0- 0	NEUTRAL	0- 0	0- 0	0- 0				
3- 7	0- 0	0- 1	NON-CONFERENCE	0- 1	2- 2	1- 3				
2- 4	0- 0	0- 1	HOME	0- 1	1- 1	1- 1				
1- 3	0- 0	0- 0	AWAY	0- 0	1- 1	0- 2				
0- 0	0- 0	0- 0	NEUTRAL	0- 0	0- 0	0- 0				
7- 4	0- 0	0- 0	CONFERENCE	0- 2	0- 1	7- 1				
4- 2	0- 0	0- 0	HOME	0- 1	0- 1	4- 0				
3- 2	0- 0	0- 0	AWAY	0- 1	0- 0	3- 1				
0- 0	0- 0	0- 0	NEUTRAL	0- 0	0- 0	0- 0				

RPI S	Opponent	Score	RPI S	Opponent	Score	RPI S	Opponent	Score	RPI S	Opponent	Score	Team's RPI: 235
47	H Rutgers	56 77	57	A Troy	68 85	110	H A&M-Corpus Christi	83 82	113	A UAB	61 77	
			67	H Alabama	62 74	120	H UT Arlington	45 68	127	H Auburn	62 82	
			99	H Coastal Caro.	62 71	145	A Tulane	62 53	166	A Louisiana	68 73	
						166	H Louisiana	78 63	181	H Miami (OH)	73 76	
						223	A Southern Miss.	55 62	250	H Appalachian St.	81 66	
						268	A ETSU	60 65	296	H Texas St.	78 76	
						299	A Ga. Southern	71 65	315	A Georgia St.	81 64	
						340	H Tennessee St.	70 48	346	A La.-Monroe	73 39	
						346	H La.-Monroe	72 63				
LAST 10 Division I												
346	A La.-Monroe	73 39	299	A Ga. Southern	71 65							
166	H Louisiana	78 63	315	A Georgia St.	81 64							
57	A Troy	68 85	346	H La.-Monroe	72 63							
296	H Texas St.	78 76	166	A Louisiana	68 73							
120	H UT Arlington	45 68	99	H Coastal Caro.	62 71							

Non-Div I Games: William Carey 68 52 Mobile 103 59

South Alabama

Loss, Non-Conf, S Site, H Home A Away N Neutral

South Carolina

Through Games Of Feb. 12, 2020

Average RPI Win:	99	WON-LOST	WINNING	LAST 10	STRENGTH OF	OPP. STRENGTH	TEAM	ADJ.	CONF.	ADJ CONF.
Average RPI Loss:	15	RECORD	PCT. RANK	GAMES	SCHEDULE	OF SCHEDULE	RPI	RPI	RPI	RPI
DIV. I ONLY	23- 1	1	10-0	11	7	1	1	4	4	
DIV. I NON-CONF.	13- 1	9	1-0	21	5	4	4	5	5	
TOTALS	RPI 1-25	RPI 26-50	W-L RECORDS	RPI 51-100	RPI 101-150	RPI 150+				
23- 1	4- 1	7- 0	OVERALL	5- 0	2- 0	5- 0				
11- 0	2- 0	6- 0	HOME	0- 0	0- 0	3- 0				
10- 0	1- 0	1- 0	AWAY	4- 0	2- 0	2- 0				
2- 1	1- 1	0- 0	NEUTRAL	1- 0	0- 0	0- 0				
13- 1	3- 1	3- 0	NON-CONFERENCE	3- 0	0- 0	4- 0				
7- 0	1- 0	3- 0	HOME	0- 0	0- 0	3- 0				
4- 0	1- 0	0- 0	AWAY	2- 0	0- 0	1- 0				
2- 1	1- 1	0- 0	NEUTRAL	1- 0	0- 0	0- 0				
10- 0	1- 0	4- 0	CONFERENCE	2- 0	2- 0	1- 0				
4- 0	1- 0	3- 0	HOME	0- 0	0- 0	0- 0				
6- 0	0- 0	1- 0	AWAY	2- 0	2- 0	1- 0				
0- 0	0- 0	0- 0	NEUTRAL	0- 0	0- 0	0- 0				

RPI	S	Opponent	Score	RPI	S	Opponent	Score	RPI	S	Opponent	Score	RPI	S	Opponent	Score
3	A	Maryland	63 54	27	H	Kentucky	99 72	59	A	Dayton	75 49	108	A	Vanderbilt	93 57
6	N	Baylor	74 59	36	H	Duke	89 46	67	A	Alabama	93 78	133	A	Missouri	78 45
7	H	UConn	70 52	38	A	Arkansas	86 65	76	A	Temple	78 71	195	A	Clemson	84 48
9	H	Mississippi St.	81 79	38	H	Arkansas	91 82	80	A	Georgia	88 53	250	H	Appalachian St.	92 50
15	N	Indiana	57 71	39	H	Purdue	85 49	92	N	Washington St.	68 53	278	A	Ole Miss	87 32
				40	H	South Dakota	73 60					323	H	Alabama St.	103 43
				49	H	Tennessee	69 48					332	H	USC Upstate	112 32
LAST 10 Division I															
				7	H	UConn	70 52	9	H	Mississippi St.	81 79				
				38	A	Arkansas	86 65	133	A	Missouri	78 45				
				49	H	Tennessee	69 48	108	A	Vanderbilt	93 57				
				278	A	Ole Miss	87 32	38	H	Arkansas	91 82				
				80	A	Georgia	88 53	67	A	Alabama	93 78				

Non-Div I Games:

South Carolina

Loss, Non-Conf, S Site, H Home A Away N Neutral

Average RPI Win:	335	WON-LOST	WINNING	LAST 10	STRENGTH OF	OPP. STRENGTH	TEAM	ADJ.	CONF.	ADJ CONF.
Average RPI Loss:	238	RECORD	PCT. RANK	GAMES	SCHEDULE	OF SCHEDULE	RPI	RPI	RPI	RPI
DIV. I ONLY	3- 20	336	2-8	342	349	348	348	29	29	
DIV. I NON-CONF.	1- 12	335	0	324	346	347	347	29	29	
TOTALS	RPI 1-25	RPI 26-50	W-L RECORDS	RPI 51-100	RPI 101-150	RPI 150+				
3- 20	0- 0	0- 0	OVERALL	0- 1	0- 2	3- 17				
1- 8	0- 0	0- 0	HOME	0- 0	0- 1	1- 7				
2- 11	0- 0	0- 0	AWAY	0- 1	0- 1	2- 9				
0- 1	0- 0	0- 0	NEUTRAL	0- 0	0- 0	0- 1				
1- 12	0- 0	0- 0	NON-CONFERENCE	0- 1	0- 0	1- 11				
0- 5	0- 0	0- 0	HOME	0- 0	0- 0	0- 5				
1- 6	0- 0	0- 0	AWAY	0- 1	0- 0	1- 5				
0- 1	0- 0	0- 0	NEUTRAL	0- 0	0- 0	0- 1				
2- 8	0- 0	0- 0	CONFERENCE	0- 0	0- 2	2- 6				
1- 3	0- 0	0- 0	HOME	0- 0	0- 1	1- 2				
1- 5	0- 0	0- 0	AWAY	0- 0	0- 1	1- 4				
0- 0	0- 0	0- 0	NEUTRAL	0- 0	0- 0	0- 0				

RPI 1-25			RPI 26-50			RPI 51-100			RPI 101+			Team's RPI: 348					
RPI	S	Opponent	Score	RPI	S	Opponent	Score	RPI	S	Opponent	Score	RPI	S	Opponent	Score		
								99	A	Coastal Caro.	44	85	114	H	Bethune-Cookman	55	66
													140	A	N.C. A&T	55	66
													155	N	North Ala.	46	99
													170	A	Norfolk St.	42	76
													184	A	UNLV	57	66
													212	H	North Dakota	53	95
													217	H	Radford	45	60
													233	A	UNC Asheville	51	82
													255	A	Howard	47	78
													256	A	Morgan St.	47	77
													258	H	Col. of Charleston	55	76
													261	H	Delaware St.	64	76
													264	A	UNCW	46	84
													305	H	Presbyterian	49	70
													315	A	Georgia St.	52	77
													318	H	Mercer	55	66
													320	H	UMES	60	55
													321	A	N.C. Central	49	90
													332	A	USC Upstate	47	58
													342	A	Coppin St.	71	60
													343	A	Charleston So.	81	75
													345	H	Florida A&M	39	44
LAST 10 Division I																	
				261	H	Delaware St.	64	76		320	H	UMES	60	55			
				140	A	N.C. A&T	55	66		345	H	Florida A&M	39	44			
				321	A	N.C. Central	49	90		255	A	Howard	47	78			
				114	H	Bethune-Cookman	55	66		256	A	Morgan St.	47	77			
				170	A	Norfolk St.	42	76		342	A	Coppin St.	71	60			

Non-Div I Games:

South Carolina St.

■ Loss,
 ■ Non-Conf,
 ■ S Site,
 ■ H Home
 ■ A Away
 N Neutral

South Dakota

Through Games Of Feb. 12, 2020

Average RPI Win:	196	WON-LOST	WINNING	LAST 10	STRENGTH OF	OPP. STRENGTH	TEAM	ADJ.	CONF.	ADJ CONF.
Average RPI Loss:	3	RECORD	PCT. RANK	GAMES	SCHEDULE	OF SCHEDULE	RPI	RPI	RPI	RPI
DIV. I ONLY	21- 2	8	10-0	232	80	40	40	19	19	
DIV. I NON-CONF.	10- 2	29	0	84	2	20	20	18	18	
TOTALS	RPI 1-25	RPI 26-50	W-L RECORDS	RPI 51-100	RPI 101-150	RPI 150+				
21- 2	0- 2	3- 0	OVERALL	2- 0	3- 0	13- 0				
10- 1	0- 1	2- 0	HOME	1- 0	1- 0	6- 0				
9- 1	0- 1	0- 0	AWAY	1- 0	2- 0	6- 0				
2- 0	0- 0	1- 0	NEUTRAL	0- 0	0- 0	1- 0				
10- 2	0- 2	3- 0	NON-CONFERENCE	1- 0	3- 0	3- 0				
5- 1	0- 1	2- 0	HOME	0- 0	1- 0	2- 0				
3- 1	0- 1	0- 0	AWAY	1- 0	2- 0	0- 0				
2- 0	0- 0	1- 0	NEUTRAL	0- 0	0- 0	1- 0				
11- 0	0- 0	0- 0	CONFERENCE	1- 0	0- 0	10- 0				
5- 0	0- 0	0- 0	HOME	1- 0	0- 0	4- 0				
6- 0	0- 0	0- 0	AWAY	0- 0	0- 0	6- 0				
0- 0	0- 0	0- 0	NEUTRAL	0- 0	0- 0	0- 0				

RPI 1-25				RPI 26-50				RPI 51-100				RPI 101+			
RPI	S	Opponent	Score	RPI	S	Opponent	Score	RPI	S	Opponent	Score	RPI	S	Opponent	Score
1	A	South Carolina	60 73	26	N	Ohio St.	68 53	64	H	South Dakota St.	83 48	133	H	Missouri	72 56
4	H	Missouri St.	66 74	29	H	Drake	102 94	91	A	Utah	84 81	138	A	Green Bay	66 60
				35	H	Creighton	72 65					144	A	Northeastern	80 76
												169	N	Northern Ill.	91 48
												174	H	Montana	96 64
												209	H	Oral Roberts	79 56
												210	A	Western Ill.	96 65
												212	A	North Dakota	93 46
												292	A	North Dakota St.	80 36
												294	A	Denver	92 60
												294	H	Denver	104 61
												304	A	Omaha	71 39
												304	H	Omaha	77 44
												329	A	Purdue Fort Wayne	62 41
												329	H	Purdue Fort Wayne	79 25
												342	H	Coppin St.	82 44
LAST 10 Division I															
212	A	North Dakota	93 46	64	H	South Dakota St.	83 48								
294	A	Denver	92 60	292	A	North Dakota St.	80 36								
304	A	Omaha	71 39	304	H	Omaha	77 44								
209	H	Oral Roberts	79 56	294	H	Denver	104 61								
329	H	Purdue Fort Wayne	79 25	329	A	Purdue Fort Wayne	62 41								

Non-Div I Games: Mt. Marty 110 39

South Dakota

Loss, Non-Conf, S Site, H Home A Away N Neutral

Season Summary By:				Through Games Of Feb. 11, 1919						
Average RPI Win:	221	WON-LOST	WINNING	LAST 10	STRENGTH OF	OPP. STRENGTH	TEAM	ADJ.	CONF.	ADJ CONF.
Average RPI Loss:	26	RECORD	PCT. RANK	GAMES	SCHEDULE	OF SCHEDULE	RPI	RPI	RPI	RPI
DIV. I ONLY	17- 7	58	9-1	122	98	64	64	19	19	
DIV. I NON-CONF.	7- 6	161	0	40	6	69	69	18	18	
TOTALS	RPI 1-25	RPI 26-50	W-L RECORDS	RPI 51-100	RPI 101-150	RPI 150+				
17- 7	0- 3	0- 4	OVERALL	2- 0	2- 0	13- 0				
9- 2	0- 1	0- 1	HOME	1- 0	0- 0	8- 0				
6- 4	0- 1	0- 3	AWAY	0- 0	1- 0	5- 0				
2- 1	0- 1	0- 0	NEUTRAL	1- 0	1- 0	0- 0				
7- 6	0- 3	0- 3	NON-CONFERENCE	2- 0	2- 0	3- 0				
4- 2	0- 1	0- 1	HOME	1- 0	0- 0	3- 0				
1- 3	0- 1	0- 2	AWAY	0- 0	1- 0	0- 0				
2- 1	0- 1	0- 0	NEUTRAL	1- 0	1- 0	0- 0				
10- 1	0- 0	0- 1	CONFERENCE	0- 0	0- 0	10- 0				
5- 0	0- 0	0- 0	HOME	0- 0	0- 0	5- 0				
5- 1	0- 0	0- 1	AWAY	0- 0	0- 0	5- 0				
0- 0	0- 0	0- 0	NEUTRAL	0- 0	0- 0	0- 0				

RPI 1-25					RPI 26-50					RPI 51-100					Team's RPI: 64		RPI 101+				
RPI	S	Opponent	Score		RPI	S	Opponent	Score		RPI	S	Opponent	Score				RPI	S	Opponent	Score	
2	A	Oregon	56	95	29	A	Drake	67	74	70	N	South Fla.	61	50			104	N	Notre Dame	65	59
17	H	Central Mich.	74	79	34	H	Marquette	58	65	90	H	Montana St.	60	50			138	A	Green Bay	60	55
25	N	FGCU	70	71	35	A	Creighton	48	61								204	H	Wyoming	67	40
					40	A	South Dakota	48	83								209	A	Oral Roberts	76	61
																	209	H	Oral Roberts	58	44
																	210	A	Western Ill.	89	48
																	210	H	Western Ill.	75	45
																	212	H	North Dakota	99	64
																	229	H	Chattanooga	71	56
																	292	H	North Dakota St.	60	52
																	294	A	Denver	86	79
																	304	A	Omaha	68	51
																	304	H	Omaha	69	59
																	329	A	Purdue Fort Wayne	100	69
																	342	H	Coppin St.	94	41
LAST 10 Division I																					
					304	H	Omaha	69	59	212	H	North Dakota	99	64							
					209	A	Oral Roberts	76	61	329	A	Purdue Fort Wayne	100	69							
					210	A	Western Ill.	89	48	294	A	Denver	86	79							
					292	H	North Dakota St.	60	52	210	H	Western Ill.	75	45							
					40	A	South Dakota	48	83	209	H	Oral Roberts	58	44							

Non-Div I Games:	Dakota Wesleyan	77	46
------------------	-----------------	----	----

South Dakota St.

Loss, Non-Conf, S Site, H Home A Away N Neutral

Average RPI Win:	171	WON-LOST	WINNING	LAST 10	STRENGTH OF	OPP. STRENGTH	TEAM	ADJ.	CONF.	ADJ CONF.
Average RPI Loss:	67	RECORD	PCT. RANK	GAMES	SCHEDULE	OF SCHEDULE	RPI	RPI	RPI	RPI
DIV. I ONLY	14- 9	104	7-3	33	99	70	70	9	9	
DIV. I NON-CONF.	8- 6	138	1-0	28	162	96	96	9	9	
TOTALS	RPI 1-25	RPI 26-50	W-L RECORDS	RPI 51-100	RPI 101-150	RPI 150+				
14- 9	0- 3	1- 1	OVERALL	2- 3	3- 1	8- 1				
12- 1	0- 0	1- 1	HOME	2- 0	3- 0	6- 0				
2- 4	0- 1	0- 0	AWAY	0- 2	0- 0	2- 1				
0- 4	0- 2	0- 0	NEUTRAL	0- 1	0- 1	0- 0				
8- 6	0- 3	1- 0	NON-CONFERENCE	0- 1	2- 1	5- 1				
8- 0	0- 0	1- 0	HOME	0- 0	2- 0	5- 0				
0- 2	0- 1	0- 0	AWAY	0- 0	0- 0	0- 1				
0- 4	0- 2	0- 0	NEUTRAL	0- 1	0- 1	0- 0				
6- 3	0- 0	0- 1	CONFERENCE	2- 2	1- 0	3- 0				
4- 1	0- 0	0- 1	HOME	2- 0	1- 0	1- 0				
2- 2	0- 0	0- 0	AWAY	0- 2	0- 0	2- 0				
0- 0	0- 0	0- 0	NEUTRAL	0- 0	0- 0	0- 0				

RPI 1-25				RPI 26-50				RPI 51-100				RPI 101+			
RPI	S	Opponent	Score	RPI	S	Opponent	Score	RPI	S	Opponent	Score	RPI	S	Opponent	Score
6	A	Baylor	46 58	37	H	Texas	64 57	64	N	South Dakota St.	50 61	104	N	Notre Dame	51 67
9	N	Mississippi St.	61 86	50	H	UCF	57 64	76	A	Temple	66 69	117	H	VCU	77 55
25	N	FGCU	77 81					76	H	Temple	99 51	121	H	Idaho	67 64
								84	A	Cincinnati	55 60	145	H	Tulane	63 56
								84	H	Cincinnati	76 68	166	A	Wichita St.	56 50
												175	H	Houston	74 45
												184	A	UNLV	51 61
												190	H	Jacksonville	70 39
												211	H	Brown	70 60
												244	A	Tulsa	68 52
												253	H	Saint Francis (PA)	62 23
												255	H	Howard	82 53
												323	H	Alabama St.	80 29
LAST 10 Division I															
76	H	Temple	99 51	50	H	UCF	57 64								
84	A	Cincinnati	55 60	76	A	Temple	66 69								
175	H	Houston	74 45	244	A	Tulsa	68 52								
145	H	Tulane	63 56	84	H	Cincinnati	76 68								
166	A	Wichita St.	56 50	211	H	Brown	70 60								

Non-Div I Games:

South Fla.

■ Loss,
■ Non-Conf,
■ S Site,
■ H Home
■ A Away
N Neutral

Average RPI Win:	253	WON-LOST	WINNING	LAST 10	STRENGTH OF	OPP. STRENGTH	TEAM	ADJ.	CONF.	ADJ CONF.
Average RPI Loss:	152	RECORD	PCT. RANK	GAMES	SCHEDULE	OF SCHEDULE	RPI	RPI	RPI	RPI
DIV. I ONLY	16- 5	40	9-1	333	257	129	129	20	20	
DIV. I NON-CONF.	6- 3	90	0	342	187	167	167	24	24	
TOTALS	RPI 1-25	RPI 26-50	W-L RECORDS	RPI 51-100	RPI 101-150	RPI 150+				
16- 5	0- 0	0- 0	OVERALL	1- 2	0- 0	15- 3				
7- 1	0- 0	0- 0	HOME	1- 1	0- 0	6- 0				
9- 4	0- 0	0- 0	AWAY	0- 1	0- 0	9- 3				
0- 0	0- 0	0- 0	NEUTRAL	0- 0	0- 0	0- 0				
6- 3	0- 0	0- 0	NON-CONFERENCE	1- 1	0- 0	5- 2				
2- 0	0- 0	0- 0	HOME	1- 0	0- 0	1- 0				
4- 3	0- 0	0- 0	AWAY	0- 1	0- 0	4- 2				
0- 0	0- 0	0- 0	NEUTRAL	0- 0	0- 0	0- 0				
10- 2	0- 0	0- 0	CONFERENCE	0- 1	0- 0	10- 1				
5- 1	0- 0	0- 0	HOME	0- 1	0- 0	5- 0				
5- 1	0- 0	0- 0	AWAY	0- 0	0- 0	5- 1				
0- 0	0- 0	0- 0	NEUTRAL	0- 0	0- 0	0- 0				

RPI 1-25				RPI 26-50				RPI 51-100				RPI 101+ Team's RPI: 129			
RPI	S	Opponent	Score	RPI	S	Opponent	Score	RPI	S	Opponent	Score	RPI	S	Opponent	Score
								56	H	Belmont	45 57	160	A	Eastern Mich.	64 69
								83	H	Southern Ill.	79 65	162	H	Tennessee Tech	87 72
								96	A	Saint Louis	61 76	192	A	Austin Peay	79 66
												192	H	Austin Peay	81 43
												210	A	Western Ill.	91 97
												222	A	Eastern Ill.	77 65
												237	A	Arkansas St.	79 67
												239	A	Murray St.	62 70
												239	H	Murray St.	88 73
												249	A	Morehead St.	67 61
												272	A	Eastern Ky.	60 44
												278	A	Ole Miss	70 53
												284	A	Indiana St.	68 58
												300	H	Jacksonville St.	79 52
												328	H	Evansville	83 60
												329	A	Purdue Fort Wayne	58 48
												338	A	SIUE	66 56
												340	H	Tennessee St.	83 54
LAST 10 Division I															
				162	H	Tennessee Tech	87 72					338	A	SIUE	66 56
				300	H	Jacksonville St.	79 52					239	H	Murray St.	88 73
				272	A	Eastern Ky.	60 44					192	H	Austin Peay	81 43
				249	A	Morehead St.	67 61					340	H	Tennessee St.	83 54
				222	A	Eastern Ill.	77 65					56	H	Belmont	45 57

Non-Div I Games: Harris-Stowe 106 64 Mo.-St. Louis 70 56

Southeast Mo. St.

■ Loss,
 ■ Non-Conf,
 ■ S Site,
 ■ Home
 ■ A Away
 N Neutral

Average RPI Win:	251	WON-LOST	WINNING	LAST 10	STRENGTH OF	OPP. STRENGTH	TEAM	ADJ.	CONF.	ADJ CONF.
Average RPI Loss:	162	RECORD	PCT. RANK	GAMES	SCHEDULE	OF SCHEDULE	RPI	RPI	RPI	RPI
DIV. I ONLY	9- 12	224	6-4	227	279	224	224	23	23	
DIV. I NON-CONF.	2- 6	279	0	190	206	238	238	22	22	
TOTALS	RPI 1-25	RPI 26-50	W-L RECORDS	RPI 51-100	RPI 101-150	RPI 150+				
9- 12	0- 1	0- 0	OVERALL	0- 2	1- 1	8- 8				
5- 3	0- 0	0- 0	HOME	0- 0	1- 0	4- 3				
4- 9	0- 1	0- 0	AWAY	0- 2	0- 1	4- 5				
0- 0	0- 0	0- 0	NEUTRAL	0- 0	0- 0	0- 0				
2- 6	0- 1	0- 0	NON-CONFERENCE	0- 1	0- 0	2- 4				
1- 0	0- 0	0- 0	HOME	0- 0	0- 0	1- 0				
1- 6	0- 1	0- 0	AWAY	0- 1	0- 0	1- 4				
0- 0	0- 0	0- 0	NEUTRAL	0- 0	0- 0	0- 0				
7- 6	0- 0	0- 0	CONFERENCE	0- 1	1- 1	6- 4				
4- 3	0- 0	0- 0	HOME	0- 0	1- 0	3- 3				
3- 3	0- 0	0- 0	AWAY	0- 1	0- 1	3- 1				
0- 0	0- 0	0- 0	NEUTRAL	0- 0	0- 0	0- 0				

RPI	S	Opponent	Score	RPI	S	Opponent	Score	RPI	S	Opponent	Score	RPI	S	Opponent	Score	Team's RPI: 224
24	A	LSU	52 62					67	A	Alabama	50 87	110	H	A&M-Corpus Christi	48 44	
								89	A	SFA	51 77	123	A	Abilene Christian	53 61	
												154	H	Jackson St.	63 59	
												157	A	Sam Houston St.	75 81	
												157	H	Sam Houston St.	69 84	
												159	H	New Orleans	73 57	
												166	A	Louisiana	50 60	
												175	A	Houston	65 78	
												220	H	Central Ark.	63 42	
												223	A	Southern Miss.	54 62	
												241	A	Louisiana Tech	78 92	
												248	H	Lamar University	57 65	
												277	H	Nicholls St.	65 67	
												283	H	Incarinate Word	58 44	
												317	A	Houston Baptist	69 59	
												334	A	McNeese	74 67	
												335	A	Northwestern St.	72 56	
												346	A	La.-Monroe	65 52	
LAST 10 Division I																
157	A	Sam Houston St.	75 81	334	A	McNeese	74 67									
283	H	Incarinate Word	58 44	123	A	Abilene Christian	53 61									
159	H	New Orleans	73 57	277	H	Nicholls St.	65 67									
220	H	Central Ark.	63 42	157	H	Sam Houston St.	69 84									
335	A	Northwestern St.	72 56	110	H	A&M-Corpus Christi	48 44									

Non-Div I Games: LSU-Alexandria 89 67

Southeastern La.

■ Loss,
 ■ Non-Conf, S Site,
 ■ Home
 ■ Away
 N Neutral

Southern California

Through Games Of Feb. 12, 2020

Average RPI Win:	173	WON-LOST	WINNING	LAST 10	STRENGTH OF	OPP. STRENGTH	TEAM	ADJ.	CONF.	ADJ CONF.
Average RPI Loss:	58	RECORD	PCT. RANK	GAMES	SCHEDULE	OF SCHEDULE	RPI	RPI	RPI	RPI
DIV. I ONLY	12- 11	166	4-6	37	44	82	82	1	1	
DIV. I NON-CONF.	8- 3	68	0	206	158	107	107	1	1	
<hr/>										
TOTALS	RPI 1-25	RPI 26-50	W-L RECORDS	RPI 51-100	RPI 101-150	RPI 150+				
12- 11	1- 5	0- 2	OVERALL	3- 3	2- 0	6- 1				
8- 3	1- 2	0- 1	HOME	2- 0	1- 0	4- 0				
3- 7	0- 3	0- 1	AWAY	0- 2	1- 0	2- 1				
1- 1	0- 0	0- 0	NEUTRAL	1- 1	0- 0	0- 0				
8- 3	0- 1	0- 0	NON-CONFERENCE	2- 1	0- 0	6- 1				
5- 1	0- 1	0- 0	HOME	1- 0	0- 0	4- 0				
2- 1	0- 0	0- 0	AWAY	0- 0	0- 0	2- 1				
1- 1	0- 0	0- 0	NEUTRAL	1- 1	0- 0	0- 0				
4- 8	1- 4	0- 2	CONFERENCE	1- 2	2- 0	0- 0				
3- 2	1- 1	0- 1	HOME	1- 0	1- 0	0- 0				
1- 6	0- 3	0- 1	AWAY	0- 2	1- 0	0- 0				
0- 0	0- 0	0- 0	NEUTRAL	0- 0	0- 0	0- 0				

RPI 1-25				RPI 26-50				RPI 51-100 Team's RPI: 82				RPI 101+			
RPI	S	Opponent	Score	RPI	S	Opponent	Score	RPI	S	Opponent	Score	RPI	S	Opponent	Score
5	A	UCLA	59 83	28	A	Arizona St.	75 76	51	H	Virginia	59 49	136	A	California	75 67
5	H	UCLA	70 68	28	H	Arizona St.	54 63	66	A	Colorado	53 66	137	H	Washington	81 78
10	A	Stanford	59 79					67	N	Alabama	60 57	184	H	UNLV	75 54
18	H	Texas A&M	64 74					74	N	Nebraska	54 67	251	H	Nevada	50 47
21	A	Arizona	57 73					91	A	Utah	65 67	267	H	Long Beach St.	57 40
21	H	Arizona	57 65					92	H	Washington St.	74 63	271	A	UC Santa Barbara	46 57
												287	A	CSUN	69 53
												288	A	UC Riverside	76 59
												308	H	UTRGV	80 43
<hr/>															
LAST 10 Division I															
10	A	Stanford	59 79	92	H	Washington St.	74 63								
136	A	California	75 67	5	H	UCLA	70 68								
21	A	Arizona	57 73	91	A	Utah	65 67								
28	A	Arizona St.	75 76	66	A	Colorado	53 66								
137	H	Washington	81 78	28	H	Arizona St.	54 63								

Non-Div I Games:

Southern California

■ Loss,
 ■ Non-Conf,
 ■ S Site,
 ■ H Home
 ■ A Away
 N Neutral

Average RPI Win:	176	WON-LOST	WINNING	LAST 10	STRENGTH OF	OPP. STRENGTH	TEAM	ADJ.	CONF.	ADJ CONF.
Average RPI Loss:	77	RECORD	PCT. RANK	GAMES	SCHEDULE	OF SCHEDULE	RPI	RPI	RPI	RPI
DIV. I ONLY	13- 9	111	4-6	69	123	83	83	7	7	
DIV. I NON-CONF.	8- 3	68	0	97	287	58	58	7	7	
TOTALS	RPI 1-25	RPI 26-50	W-L RECORDS	RPI 51-100	RPI 101-150	RPI 150+				
13- 9	1- 0	1- 4	OVERALL	2- 2	0- 3	9- 0				
6- 4	1- 0	1- 2	HOME	2- 1	0- 1	2- 0				
6- 5	0- 0	0- 2	AWAY	0- 1	0- 2	6- 0				
1- 0	0- 0	0- 0	NEUTRAL	0- 0	0- 0	1- 0				
8- 3	0- 0	0- 0	NON-CONFERENCE	2- 1	0- 2	6- 0				
4- 1	0- 0	0- 0	HOME	2- 0	0- 1	2- 0				
3- 2	0- 0	0- 0	AWAY	0- 1	0- 1	3- 0				
1- 0	0- 0	0- 0	NEUTRAL	0- 0	0- 0	1- 0				
5- 6	1- 0	1- 4	CONFERENCE	0- 1	0- 1	3- 0				
2- 3	1- 0	1- 2	HOME	0- 1	0- 0	0- 0				
3- 3	0- 0	0- 2	AWAY	0- 0	0- 1	3- 0				
0- 0	0- 0	0- 0	NEUTRAL	0- 0	0- 0	0- 0				

RPI 1-25				RPI 26-50				RPI 51-100				Team's RPI: 83	RPI 101+			
RPI	S	Opponent	Score	RPI	S	Opponent	Score	RPI	S	Opponent	Score		RPI	S	Opponent	Score
4	H	Missouri St.	70 68	29	A	Drake	76 91	53	A	IUPUI	78 81		129	A	Southeast Mo. St.	65 79
				29	H	Drake	65 73	71	H	UT Martin	70 59		134	A	Loyola Chicago	49 51
				43	H	Bradley	64 50	79	H	Illinois St.	54 62		148	H	Memphis	66 70
				48	A	UNI	66 71	96	H	Saint Louis	61 53		160	A	Eastern Mich.	85 54
				48	H	UNI	57 60						162	H	Tennessee Tech	76 65
													169	A	Northern Ill.	80 61
													185	A	Valparaiso	67 51
													210	N	Western Ill.	79 65
													239	H	Murray St.	76 66
													284	A	Indiana St.	78 55
													328	A	Evansville	70 57
													338	A	SIUE	103 67
LAST 10 Division I																
				48	A	UNI	66 71	328	A	Evansville	70 57					
				29	A	Drake	76 91	4	H	Missouri St.	70 68					
				43	H	Bradley	64 50	29	H	Drake	65 73					
				79	H	Illinois St.	54 62	48	H	UNI	57 60					
				284	A	Indiana St.	78 55	134	A	Loyola Chicago	49 51					

Non-Div I Games:

Southern Ill.

■ Loss,
 ■ Non-Conf,
 ■ S Site,
 ■ H Home
 ■ A Away
 N Neutral

Average RPI Win:	261	WON-LOST	WINNING	LAST 10	STRENGTH OF	OPP. STRENGTH	TEAM	ADJ.	CONF.	ADJ CONF.
Average RPI Loss:	108	RECORD	PCT. RANK	GAMES	SCHEDULE	OF SCHEDULE	RPI	RPI	RPI	RPI
DIV. I ONLY	9- 11	215	2-8	149	173	223	223	13	13	
DIV. I NON-CONF.	6- 3	90	0	282	262	175	175	14	14	
TOTALS	RPI 1-25	RPI 26-50	W-L RECORDS	RPI 51-100	RPI 101-150	RPI 150+				
9- 11	0- 1	0- 2	OVERALL	0- 3	1- 2	8- 3				
7- 6	0- 0	0- 1	HOME	0- 1	1- 2	6- 2				
2- 5	0- 1	0- 1	AWAY	0- 2	0- 0	2- 1				
0- 0	0- 0	0- 0	NEUTRAL	0- 0	0- 0	0- 0				
6- 3	0- 1	0- 0	NON-CONFERENCE	0- 0	1- 1	5- 1				
5- 1	0- 0	0- 0	HOME	0- 0	1- 1	4- 0				
1- 2	0- 1	0- 0	AWAY	0- 0	0- 0	1- 1				
0- 0	0- 0	0- 0	NEUTRAL	0- 0	0- 0	0- 0				
3- 8	0- 0	0- 2	CONFERENCE	0- 3	0- 1	3- 2				
2- 5	0- 0	0- 1	HOME	0- 1	0- 1	2- 2				
1- 3	0- 0	0- 1	AWAY	0- 2	0- 0	1- 0				
0- 0	0- 0	0- 0	NEUTRAL	0- 0	0- 0	0- 0				

RPI 1-25				RPI 26-50				RPI 51-100				RPI 101+ Team's RPI: 223			
RPI	S	Opponent	Score	RPI	S	Opponent	Score	RPI	S	Opponent	Score	RPI	S	Opponent	Score
9	A	Mississippi St.	58 91	30	H	Western Ky.	65 81	62	H	Middle Tenn.	69 77	113	H	UAB	68 74
				32	A	Old Dominion	50 67	78	A	Charlotte	59 63	117	H	VCU	51 39
								85	A	Rice	64 75	145	H	Tulane	58 62
												175	A	Houston	60 75
												216	H	UTEP	72 89
												224	H	Southeastern La.	62 54
												235	H	South Alabama	62 55
												241	H	Louisiana Tech	66 60
												246	H	Marshall	65 80
												262	A	North Texas	65 57
												278	H	Ole Miss	59 53
												298	H	UTSA	82 65
												346	A	La.-Monroe	57 42
												351	H	Mississippi Val.	84 80
LAST 10 Division I															
				30	H	Western Ky.	65 81			113	H	UAB	68 74		
				246	H	Marshall	65 80			85	A	Rice	64 75		
				78	A	Charlotte	59 63			262	A	North Texas	65 57		
				32	A	Old Dominion	50 67			298	H	UTSA	82 65		
				62	H	Middle Tenn.	69 77			216	H	UTEP	72 89		

Non-Div I Games: Faulkner 71 59 William Carey 77 47

Southern Miss.

Loss, Non-Conf, S Site, H Home A Away N Neutral

Average RPI Win:	323	WON-LOST	WINNING	LAST 10	STRENGTH OF	OPP. STRENGTH	TEAM	ADJ.	CONF.	ADJ CONF.
Average RPI Loss:	105	RECORD	PCT. RANK	GAMES	SCHEDULE	OF SCHEDULE	RPI	RPI	RPI	RPI
DIV. I ONLY	8- 12	239	8-2	274	244	236	236	32	32	
DIV. I NON-CONF.	0- 9	338	0	56	13	278	278	31	31	
TOTALS	RPI 1-25	RPI 26-50	W-L RECORDS	RPI 51-100	RPI 101-150	RPI 150+				
8- 12	0- 0	0- 4	OVERALL	0- 2	0- 2	8- 4				
4- 1	0- 0	0- 0	HOME	0- 0	0- 0	4- 1				
4- 9	0- 0	0- 4	AWAY	0- 1	0- 2	4- 2				
0- 2	0- 0	0- 0	NEUTRAL	0- 1	0- 0	0- 1				
0- 9	0- 0	0- 4	NON-CONFERENCE	0- 2	0- 1	0- 2				
0- 0	0- 0	0- 0	HOME	0- 0	0- 0	0- 0				
0- 7	0- 0	0- 4	AWAY	0- 1	0- 1	0- 1				
0- 2	0- 0	0- 0	NEUTRAL	0- 1	0- 0	0- 1				
8- 3	0- 0	0- 0	CONFERENCE	0- 0	0- 1	8- 2				
4- 1	0- 0	0- 0	HOME	0- 0	0- 0	4- 1				
4- 2	0- 0	0- 0	AWAY	0- 0	0- 1	4- 1				
0- 0	0- 0	0- 0	NEUTRAL	0- 0	0- 0	0- 0				

RPI 1-25				RPI 26-50				RPI 51-100				RPI 101+ Team's RPI: 236			
RPI	S	Opponent	Score	RPI	S	Opponent	Score	RPI	S	Opponent	Score	RPI	S	Opponent	Score
				37	A	Texas	39 93	74	A	Nebraska	39 73	101	A	Fordham	52 65
				42	A	Iowa St.	36 69	92	N	Washington St.	54 69	111	A	Texas Southern	56 61
				46	A	Oklahoma St.	59 72					154	A	Jackson St.	57 60
				47	A	Rutgers	58 78					154	H	Jackson St.	51 72
												166	A	Wichita St.	63 69
												233	N	UNC Asheville	34 53
												269	H	Alabama A&M	55 46
												289	A	Prairie View	68 48
												323	H	Alabama St.	69 47
												326	H	Alcorn	74 57
												333	A	Ark.-Pine Bluff	70 43
												347	A	Grambling	70 51
												347	H	Grambling	81 57
												351	A	Mississippi Val.	84 54
LAST 10 Division I															
				154	A	Jackson St.	57 60	351	A	Mississippi Val.	84 54				
				347	A	Grambling	70 51	333	A	Ark.-Pine Bluff	70 43				
				326	H	Alcorn	74 57	154	H	Jackson St.	51 72				
				269	H	Alabama A&M	55 46	347	H	Grambling	81 57				
				323	H	Alabama St.	69 47	289	A	Prairie View	68 48				

Non-Div I Games: Tougaloo 100 39 Wiley 78 55

Southern U.

■ Loss,
 ■ Non-Conf,
 ■ S Site,
 ■ Home
 ■ A Away
 N Neutral

Southern Utah

Through Games Of Feb. 12, 2020

Average RPI Win:	249	WON-LOST	WINNING	LAST 10	STRENGTH OF	OPP. STRENGTH	TEAM	ADJ.	CONF.	ADJ CONF.
Average RPI Loss:	180	RECORD	PCT. RANK	GAMES	SCHEDULE	OF SCHEDULE	RPI	RPI	RPI	RPI
DIV. I ONLY	12- 9	127	5-5	259	269	168	168	18	18	
DIV. I NON-CONF.	6- 3	90	0	241	307	123	123	17	17	
TOTALS	RPI 1-25	RPI 26-50	W-L RECORDS	RPI 51-100	RPI 101-150	RPI 150+				
12- 9	0- 1	0- 0	OVERALL	0- 1	0- 1	12- 6				
8- 1	0- 0	0- 0	HOME	0- 0	0- 1	8- 0				
4- 8	0- 1	0- 0	AWAY	0- 1	0- 0	4- 6				
0- 0	0- 0	0- 0	NEUTRAL	0- 0	0- 0	0- 0				
6- 3	0- 1	0- 0	NON-CONFERENCE	0- 0	0- 0	6- 2				
5- 0	0- 0	0- 0	HOME	0- 0	0- 0	5- 0				
1- 3	0- 1	0- 0	AWAY	0- 0	0- 0	1- 2				
0- 0	0- 0	0- 0	NEUTRAL	0- 0	0- 0	0- 0				
6- 6	0- 0	0- 0	CONFERENCE	0- 1	0- 1	6- 4				
3- 1	0- 0	0- 0	HOME	0- 0	0- 1	3- 0				
3- 5	0- 0	0- 0	AWAY	0- 1	0- 0	3- 4				
0- 0	0- 0	0- 0	NEUTRAL	0- 0	0- 0	0- 0				

RPI 1-25			RPI 26-50			RPI 51-100			RPI 101+ Team's RPI: 168		
RPI	S	Opponent	Score	RPI	S	Opponent	Score	RPI	S	Opponent	Score
13	A	Oregon St.	45 95					90	A	Montana St.	65 91
								121	H	Idaho	56 71
								174	A	Montana	74 81
								184	H	UNLV	72 68
								186	A	Northern Ariz.	76 84
								197	A	Idaho St.	54 73
								197	H	Idaho St.	72 65
								206	A	Portland St.	81 72
								206	H	Portland St.	71 58
								209	H	Oral Roberts	72 58
								213	A	Northern Colo.	68 55
								232	H	Cal St. Fullerton	79 63
								238	A	Grand Canyon	65 69
								288	H	UC Riverside	79 68
								294	A	Denver	73 81
								303	H	UC Irvine	82 68
								306	H	Eastern Wash.	71 50
								307	A	Sacramento St.	82 87
								319	A	Weber St.	87 71
								324	A	Utah Valley	71 58
LAST 10 Division I											
206	A	Portland St.	81 72	306	H	Eastern Wash.	71 50				
213	A	Northern Colo.	68 55	307	A	Sacramento St.	82 87				
197	A	Idaho St.	54 73	186	A	Northern Ariz.	76 84				
319	A	Weber St.	87 71	197	H	Idaho St.	72 65				
121	H	Idaho	56 71	90	A	Montana St.	65 91				

Non-Div I Games:

Southern Utah

■ Loss,
 ■ Non-Conf,
 ■ S Site,
 ■ Home
 ■ A Away
 N Neutral

Average RPI Win:	199	WON-LOST	WINNING	LAST 10	STRENGTH OF	OPP. STRENGTH	TEAM	ADJ.	CONF.	ADJ CONF.
Average RPI Loss:	150	RECORD	PCT. RANK	GAMES	SCHEDULE	OF SCHEDULE	RPI	RPI	RPI	RPI
DIV. I ONLY	7- 17	286	4-6	155	164	285	285	12	12	
DIV. I NON-CONF.	3- 10	282	0	177	258	304	304	12	12	
TOTALS	RPI 1-25	RPI 26-50	W-L RECORDS	RPI 51-100	RPI 101-150	RPI 150+				
7- 17	0- 0	0- 0	OVERALL	0- 3	1- 6	6- 8				
6- 7	0- 0	0- 0	HOME	0- 1	1- 2	5- 4				
0- 9	0- 0	0- 0	AWAY	0- 2	0- 4	0- 3				
1- 1	0- 0	0- 0	NEUTRAL	0- 0	0- 0	1- 1				
3- 10	0- 0	0- 0	NON-CONFERENCE	0- 2	0- 3	3- 5				
2- 5	0- 0	0- 0	HOME	0- 1	0- 2	2- 2				
0- 4	0- 0	0- 0	AWAY	0- 1	0- 1	0- 2				
1- 1	0- 0	0- 0	NEUTRAL	0- 0	0- 0	1- 1				
4- 7	0- 0	0- 0	CONFERENCE	0- 1	1- 3	3- 3				
4- 2	0- 0	0- 0	HOME	0- 0	1- 0	3- 2				
0- 5	0- 0	0- 0	AWAY	0- 1	0- 3	0- 1				
0- 0	0- 0	0- 0	NEUTRAL	0- 0	0- 0	0- 0				

RPI 1-25				RPI 26-50				RPI 51-100				RPI 101+				Team's RPI: 285	
RPI	S	Opponent	Score	RPI	S	Opponent	Score	RPI	S	Opponent	Score	RPI	S	Opponent	Score		
								63	H	St. John's (NY)	56 68	101	A	Fordham	53 79		
								73	A	Bucknell	60 68	104	A	Kent St.	58 81		
								96	A	Saint Louis	51 72	109	A	Duquesne	39 58		
												116	A	Richmond	59 63		
												119	H	Buffalo	36 46		
												122	H	Davidson	68 56		
												142	H	Cornell	42 70		
												151	H	Massachusetts	52 62		
												153	H	George Washington	59 55		
												156	N	Wright St.	57 56		
												158	N	Saint Mary's (CA)	57 72		
												176	H	Rhode Island	64 59		
												179	A	Binghamton	67 78		
												191	H	Cleveland St.	62 65		
												198	A	La Salle	61 67		
												201	H	Akron	54 63		
												218	H	Saint Joseph's	60 61		
												228	H	George Mason	62 47		
												273	H	Niagara	71 67		
												282	H	Oakland	80 66		
												339	A	Canisius	82 84		
LAST 10 Division I																	
				122	H	Davidson	68 56			218	H	Saint Joseph's	60 61				
				153	H	George Washington	59 55			198	A	La Salle	61 67				
				116	A	Richmond	59 63			96	A	Saint Louis	51 72				
				109	A	Duquesne	39 58			228	H	George Mason	62 47				
				176	H	Rhode Island	64 59			151	H	Massachusetts	52 62				

Non-Div I Games:

St. Bonaventure

Average RPI Win:	300	WON-LOST	WINNING	LAST 10	STRENGTH OF	OPP. STRENGTH	TEAM	ADJ.	CONF.	ADJ CONF.
Average RPI Loss:	190	RECORD	PCT. RANK	GAMES	SCHEDULE	OF SCHEDULE	RPI	RPI	RPI	RPI
DIV. I ONLY	5- 17	311	1-9	209	329	313	313	30	30	
DIV. I NON-CONF.	3- 7	252	0	156	227	246	246	30	30	
TOTALS	RPI 1-25	RPI 26-50	W-L RECORDS	RPI 51-100	RPI 101-150	RPI 150+				
5- 17	0- 1	0- 1	OVERALL	0- 2	0- 3	5- 10				
4- 5	0- 0	0- 0	HOME	0- 1	0- 1	4- 3				
1- 10	0- 1	0- 1	AWAY	0- 1	0- 1	1- 6				
0- 2	0- 0	0- 0	NEUTRAL	0- 0	0- 1	0- 1				
3- 7	0- 1	0- 1	NON-CONFERENCE	0- 2	0- 1	3- 2				
2- 1	0- 0	0- 0	HOME	0- 1	0- 0	2- 0				
1- 4	0- 1	0- 1	AWAY	0- 1	0- 0	1- 1				
0- 2	0- 0	0- 0	NEUTRAL	0- 0	0- 1	0- 1				
2- 10	0- 0	0- 0	CONFERENCE	0- 0	0- 2	2- 8				
2- 4	0- 0	0- 0	HOME	0- 0	0- 1	2- 3				
0- 6	0- 0	0- 0	AWAY	0- 0	0- 1	0- 5				
0- 0	0- 0	0- 0	NEUTRAL	0- 0	0- 0	0- 0				

RPI 1-25				RPI 26-50				RPI 51-100				RPI 101+ Team's RPI: 313			
RPI	S	Opponent	Score	RPI	S	Opponent	Score	RPI	S	Opponent	Score	RPI	S	Opponent	Score
20	A	Princeton	44 76	34	A	Marquette	71 92	68	H	Stony Brook	73 86	106	N	Pacific	62 71
								77	A	Boston College	69 106	141	A	Robert Morris	44 69
												141	H	Robert Morris	59 70
												196	A	Mt. St. Mary's	60 69
												196	H	Mt. St. Mary's	62 67
												199	A	Merrimack	54 80
												252	H	Loyola Maryland	89 78
												253	A	Saint Francis (PA)	72 82
												253	H	Saint Francis (PA)	59 67
												280	A	Wagner	66 74
												299	N	Ga. Southern	47 78
												301	H	Sacred Heart	71 70
												302	H	Army West Point	70 64
												310	A	Albany (NY)	49 41
												314	A	Bryant	59 78
												325	H	Fairleigh Dickinson	57 62
												330	A	NJIT	69 88
												336	H	LIU Brooklyn	88 63
LAST 10 Division I															
314	A	Bryant	59 78	253	H	Saint Francis (PA)	59 67								
196	H	Mt. St. Mary's	62 67	196	A	Mt. St. Mary's	60 69								
199	A	Merrimack	54 80	280	A	Wagner	66 74								
301	H	Sacred Heart	71 70	141	A	Robert Morris	44 69								
141	H	Robert Morris	59 70	253	A	Saint Francis (PA)	72 82								

Non-Div I Games: East Stroudsburg 84 62

St. Francis Brooklyn

St. John's (NY)

Through Games Of Feb. 12, 2020

Average RPI Win:	170	WON-LOST	WINNING	LAST 10	STRENGTH OF	OPP. STRENGTH	TEAM	ADJ.	CONF.	ADJ CONF.
Average RPI Loss:	60	RECORD	PCT. RANK	GAMES	SCHEDULE	OF SCHEDULE	RPI	RPI	RPI	RPI
DIV. I ONLY	14- 10	119	4-6	46	87	63	63	6	6	
DIV. I NON-CONF.	7- 4	100	0	46	202	50	50	6	6	
TOTALS	RPI 1-25	RPI 26-50	W-L RECORDS	RPI 51-100	RPI 101-150	RPI 150+				
14- 10	0- 3	2- 3	OVERALL	2- 3	2- 0	8- 1				
8- 3	0- 1	1- 1	HOME	0- 1	2- 0	5- 0				
6- 6	0- 2	1- 2	AWAY	2- 1	0- 0	3- 1				
0- 1	0- 0	0- 0	NEUTRAL	0- 1	0- 0	0- 0				
7- 4	0- 1	1- 1	NON-CONFERENCE	0- 1	1- 0	5- 1				
5- 0	0- 0	0- 0	HOME	0- 0	1- 0	4- 0				
2- 3	0- 1	1- 1	AWAY	0- 0	0- 0	1- 1				
0- 1	0- 0	0- 0	NEUTRAL	0- 1	0- 0	0- 0				
7- 6	0- 2	1- 2	CONFERENCE	2- 2	1- 0	3- 0				
3- 3	0- 1	1- 1	HOME	0- 1	1- 0	1- 0				
4- 3	0- 1	0- 1	AWAY	2- 1	0- 0	2- 0				
0- 0	0- 0	0- 0	NEUTRAL	0- 0	0- 0	0- 0				

RPI 1-25				RPI 26-50				RPI 51-100				Team's RPI: 63	RPI 101+			
RPI	S	Opponent	Score	RPI	S	Opponent	Score	RPI	S	Opponent	Score		RPI	S	Opponent	Score
19	A	DePaul	69 74	34	A	Marquette	85 94	53	N	IUPUI	78 85		115	H	Wake Forest	82 74
19	H	DePaul	65 71	34	H	Marquette	57 67	69	A	Seton Hall	82 66		143	H	Providence	64 58
23	A	Florida St.	70 74	35	H	Creighton	63 58	93	A	Butler	67 42		151	H	Massachusetts	82 71
				41	A	Yale	80 66	95	A	Villanova	64 66		170	H	Lafayette	76 44
				44	A	James Madison	73 76	95	H	Villanova	62 67		184	A	UNLV	75 79
LAST 10 Division I																
				34	H	Marquette	57 67	35	H	Creighton	63 58		226	H	Fairfield	71 69
				19	H	DePaul	65 71	143	H	Providence	64 58		240	A	Georgetown	74 68
				240	A	Georgetown	74 68	19	A	DePaul	69 74		240	H	Georgetown	71 54
				95	A	Villanova	64 66	34	A	Marquette	85 94		263	A	Xavier	75 67
				69	A	Seton Hall	82 66	95	H	Villanova	62 67		285	A	St. Bonaventure	68 56
													302	H	Army West Point	96 60

Non-Div I Games:

St. John's (NY)

■ Loss,
 ■ Non-Conf,
 ■ S Site,
 ■ H Home
 ■ A Away
 N Neutral

Stanford

Through Games Of Feb. 12, 2020

Average RPI Win:	119	WON-LOST	WINNING	LAST 10	STRENGTH OF	OPP. STRENGTH	TEAM	ADJ.	CONF.	ADJ CONF.
Average RPI Loss:	15	RECORD	PCT. RANK	GAMES	SCHEDULE	OF SCHEDULE	RPI	RPI	RPI	RPI
DIV. I ONLY	21- 3	13	8-2	31	6	10	10	1	1	
DIV. I NON-CONF.	11- 1	13	0	55	26	8	8	1	1	
TOTALS	RPI 1-25	RPI 26-50	W-L RECORDS	RPI 51-100	RPI 101-150	RPI 150+				
21- 3	3- 2	2- 1	OVERALL	6- 0	5- 0	5- 0				
13- 1	1- 1	2- 0	HOME	4- 0	3- 0	3- 0				
5- 2	1- 1	0- 1	AWAY	1- 0	2- 0	1- 0				
3- 0	1- 0	0- 0	NEUTRAL	1- 0	0- 0	1- 0				
11- 1	2- 0	2- 1	NON-CONFERENCE	1- 0	1- 0	5- 0				
7- 0	1- 0	2- 0	HOME	0- 0	1- 0	3- 0				
1- 1	0- 0	0- 1	AWAY	0- 0	0- 0	1- 0				
3- 0	1- 0	0- 0	NEUTRAL	1- 0	0- 0	1- 0				
10- 2	1- 2	0- 0	CONFERENCE	5- 0	4- 0	0- 0				
6- 1	0- 1	0- 0	HOME	4- 0	2- 0	0- 0				
4- 1	1- 1	0- 0	AWAY	1- 0	2- 0	0- 0				
0- 0	0- 0	0- 0	NEUTRAL	0- 0	0- 0	0- 0				

RPI	S	Opponent	Score	RPI	S	Opponent	Score	RPI	S	Opponent	Score	RPI	S	Opponent	Score
2	A	Oregon	55 87	26	H	Ohio St.	71 52	66	H	Colorado	76 68	119	H	Buffalo	88 69
5	H	UCLA	69 79	37	A	Texas	64 69	82	H	Southern California	79 59	136	A	California	79 65
9	N	Mississippi St.	67 62	49	H	Tennessee	78 51	88	N	Syracuse	77 59	136	H	California	73 40
11	H	Gonzaga	76 70					91	H	Utah	82 49	137	A	Washington	58 41
13	A	Oregon St.	61 58					92	A	Washington St.	71 49	137	H	Washington	77 56
								92	H	Washington St.	77 58	165	H	UC Davis	67 55
												213	H	Northern Colo.	90 36
												243	A	San Francisco	97 71
												291	N	California Baptist	83 78
												306	H	Eastern Wash.	92 27
LAST 10 Division I															
82	H	Southern California	79 59	66	H	Colorado	76 68	13	A	Oregon St.	61 58				
5	H	UCLA	69 79	2	A	Oregon	55 87	136	A	California	79 65				
92	A	Washington St.	71 49	136	A	California	79 65								
137	A	Washington	58 41	136	H	California	73 40								
91	H	Utah	82 49												

Non-Div I Games:

Stanford

■ Loss,
 ■ Non-Conf,
 ■ S Site,
 ■ H Home
 ■ A Away
 N Neutral

Average RPI Win: 254	WON-LOST	WINNING	LAST 10	STRENGTH OF	OPP. STRENGTH	TEAM	ADJ.	CONF.	ADJ CONF.
Average RPI Loss: 114	RECORD	PCT. RANK	GAMES	SCHEDULE	OF SCHEDULE	RPI	RPI	RPI	RPI
DIV. I ONLY	7- 13	261	4-6	130	155	208	208	16	16
DIV. I NON-CONF.	3- 7	252	0	119	190	230	230	15	15
TOTALS	RPI 1-25	RPI 26-50	W-L RECORDS	RPI 51-100	RPI 101-150	RPI 150+			
7- 13	0- 2	0- 3	OVERALL	0- 2	1- 2	6- 4			
3- 5	0- 1	0- 0	HOME	0- 1	0- 2	3- 1			
4- 7	0- 1	0- 3	AWAY	0- 1	1- 0	3- 2			
0- 1	0- 0	0- 0	NEUTRAL	0- 0	0- 0	0- 1			
3- 7	0- 0	0- 3	NON-CONFERENCE	0- 1	0- 2	3- 1			
2- 2	0- 0	0- 0	HOME	0- 0	0- 2	2- 0			
1- 4	0- 0	0- 3	AWAY	0- 1	0- 0	1- 0			
0- 1	0- 0	0- 0	NEUTRAL	0- 0	0- 0	0- 1			
4- 6	0- 2	0- 0	CONFERENCE	0- 1	1- 0	3- 3			
1- 3	0- 1	0- 0	HOME	0- 1	0- 0	1- 1			
3- 3	0- 1	0- 0	AWAY	0- 0	1- 0	2- 2			
0- 0	0- 0	0- 0	NEUTRAL	0- 0	0- 0	0- 0			

RPI 1-25				RPI 26-50				RPI 51-100				RPI 101+ Team's RPI: 208			
RPI	S	Opponent	Score	RPI	S	Opponent	Score	RPI	S	Opponent	Score	RPI	S	Opponent	Score
25	A	FGCU	54 67	27	A	Kentucky	48 67	86	A	Penn	41 81	112	A	North Florida	60 52
25	H	FGCU	47 89	49	A	Tennessee	46 73	100	H	Liberty	48 57	114	H	Bethune-Cookman	55 59
				50	A	UCF	40 66					130	H	Holy Cross	63 75
												155	A	North Ala.	57 68
												190	A	Jacksonville	52 57
												227	A	Kennesaw St.	67 61
												244	H	Tulsa	66 60
												249	A	Morehead St.	58 55
												253	N	Saint Francis (PA)	73 78
												274	A	Lipscomb	48 34
												274	H	Lipscomb	59 65
												330	H	NJIT	72 49
												339	H	Canisius	68 52
LAST 10 Division I															
25	A	FGCU	54 67	155	A	North Ala.	57 68								
112	A	North Florida	60 52	190	A	Jacksonville	52 57								
274	A	Lipscomb	48 34	25	H	FGCU	47 89								
330	H	NJIT	72 49	274	H	Lipscomb	59 65								
100	H	Liberty	48 57	227	A	Kennesaw St.	67 61								

Non-Div I Games: Palm Beach Atl. 77 46 Trinity Baptist 116 40 Fla. National 80 37

Stetson

Average RPI Win:	256	WON-LOST	WINNING	LAST 10	STRENGTH OF	OPP. STRENGTH	TEAM	ADJ.	CONF.	ADJ CONF.
Average RPI Loss:	38	RECORD	PCT. RANK	GAMES	SCHEDULE	OF SCHEDULE	RPI	RPI	RPI	RPI
DIV. I ONLY	23- 1	1	10-0	323	283	68	68	27	27	
DIV. I NON-CONF.	11- 1	13	0	320	248	87	87	27	27	
TOTALS	RPI 1-25	RPI 26-50	W-L RECORDS	RPI 51-100	RPI 101-150	RPI 150+				
23- 1	0- 0	0- 1	OVERALL	1- 0	0- 0	22- 0				
11- 0	0- 0	0- 0	HOME	1- 0	0- 0	10- 0				
10- 1	0- 0	0- 1	AWAY	0- 0	0- 0	10- 0				
2- 0	0- 0	0- 0	NEUTRAL	0- 0	0- 0	2- 0				
11- 1	0- 0	0- 1	NON-CONFERENCE	1- 0	0- 0	10- 0				
4- 0	0- 0	0- 0	HOME	1- 0	0- 0	3- 0				
5- 1	0- 0	0- 1	AWAY	0- 0	0- 0	5- 0				
2- 0	0- 0	0- 0	NEUTRAL	0- 0	0- 0	2- 0				
12- 0	0- 0	0- 0	CONFERENCE	0- 0	0- 0	12- 0				
7- 0	0- 0	0- 0	HOME	0- 0	0- 0	7- 0				
5- 0	0- 0	0- 0	AWAY	0- 0	0- 0	5- 0				
0- 0	0- 0	0- 0	NEUTRAL	0- 0	0- 0	0- 0				

RPI 1-25				RPI 26-50				RPI 51-100				Team's RPI: 68				RPI 101+			
RPI	S	Opponent	Score	RPI	S	Opponent	Score	RPI	S	Opponent	Score	RPI	S	Opponent	Score	RPI	S	Opponent	Score
38	A	Arkansas	58 88					73	H	Bucknell	78 73	164	N	Western Mich.	50 47	179	A	Binghamton	67 60
												179	H	Binghamton	58 54	215	H	Maine	73 69
												225	A	UMass Lowell	89 69	225	H	UMass Lowell	60 41
												230	H	Manhattan	59 54	245	H	Iona	59 40
												256	N	Morgan St.	63 56	265	A	New Hampshire	53 44
												265	H	New Hampshire	52 50	279	A	Pittsburgh	59 56
												280	A	Wagner	66 45	293	A	UMBC	66 49
												293	H	UMBC	57 45	297	H	Vermont	67 49
												301	H	Sacred Heart	54 50	310	A	Albany (NY)	73 53
												313	A	St. Francis Brooklyn	86 73	316	A	Hofstra	81 38
												336	A	LIU Brooklyn	80 49	349	H	Hartford	66 55
LAST 10 Division I																			
179	H	Binghamton	58 54	179	A	Binghamton	67 60	310	A	Albany (NY)	73 53	349	H	Hartford	66 55	265	A	New Hampshire	53 44
265	H	New Hampshire	52 50	225	A	UMass Lowell	89 69	297	H	Vermont	67 49	293	A	UMBC	66 49	225	H	UMass Lowell	60 41

Non-Div I Games: Molloy 66 49

Stony Brook

Average RPI Win:	148	WON-LOST	WINNING	LAST 10	STRENGTH OF	OPP. STRENGTH	TEAM	ADJ.	CONF.	ADJ CONF.
Average RPI Loss:	56	RECORD	PCT. RANK	GAMES	SCHEDULE	OF SCHEDULE	RPI	RPI	RPI	RPI
DIV. I ONLY	12- 11	166	5-5	40	12	88	88	5	5	
DIV. I NON-CONF.	6- 5	151	0	73	28	116	116	3	3	
TOTALS	RPI 1-25	RPI 26-50	W-L RECORDS	RPI 51-100	RPI 101-150	RPI 150+				
12- 11	2- 3	1- 2	OVERALL	3- 4	1- 2	5- 0				
8- 3	2- 1	1- 1	HOME	1- 1	1- 0	3- 0				
2- 5	0- 1	0- 1	AWAY	1- 2	0- 1	1- 0				
2- 3	0- 1	0- 0	NEUTRAL	1- 1	0- 1	1- 0				
6- 5	0- 2	0- 1	NON-CONFERENCE	2- 1	0- 1	4- 0				
4- 1	0- 1	0- 0	HOME	1- 0	0- 0	3- 0				
0- 1	0- 0	0- 1	AWAY	0- 0	0- 0	0- 0				
2- 3	0- 1	0- 0	NEUTRAL	1- 1	0- 1	1- 0				
6- 6	2- 1	1- 1	CONFERENCE	1- 3	1- 1	1- 0				
4- 2	2- 0	1- 1	HOME	0- 1	1- 0	0- 0				
2- 4	0- 1	0- 0	AWAY	1- 2	0- 1	1- 0				
0- 0	0- 0	0- 0	NEUTRAL	0- 0	0- 0	0- 0				

RPI 1-25				RPI 26-50				RPI 51-100 Team's RPI: 88				RPI 101+			
RPI	S	Opponent	Score	RPI	S	Opponent	Score	RPI	S	Opponent	Score	RPI	S	Opponent	Score
2	H	Oregon	64 81	31	A	Michigan	76 84	51	A	Virginia	41 57	104	H	Notre Dame	74 63
10	N	Stanford	59 77	33	H	Virginia Tech	67 65	52	H	Ohio	66 54	115	A	Wake Forest	60 65
12	A	Louisville	58 62	36	H	Duke	58 88	60	N	West Virginia	69 71	138	N	Green Bay	73 79
12	H	Louisville	59 51					75	A	Miami (FL)	62 77	175	N	Houston	87 62
23	H	Florida St.	90 89					77	A	Boston College	89 79	279	A	Pittsburgh	69 51
								87	H	Georgia Tech	64 82	293	H	UMBC	82 48
								97	N	Michigan St.	77 63	310	H	Albany (NY)	75 53
												320	H	UMES	65 50
LAST 10 Division I															
12	H	Louisville	59 51	36	H	Duke	58 88								
77	A	Boston College	89 79	279	A	Pittsburgh	69 51								
51	A	Virginia	41 57	87	H	Georgia Tech	64 82								
33	H	Virginia Tech	67 65	75	A	Miami (FL)	62 77								
115	A	Wake Forest	60 65	104	H	Notre Dame	74 63								

Non-Div I Games:

Syracuse

Average RPI Win:	134	WON-LOST	WINNING	LAST 10	STRENGTH OF	OPP. STRENGTH	TEAM	ADJ.	CONF.	ADJ CONF.
Average RPI Loss:	48	RECORD	PCT. RANK	GAMES	SCHEDULE	OF SCHEDULE	RPI	RPI	RPI	RPI
DIV. I ONLY	17- 5	38	7-3	30	43	22	22	3	3	
DIV. I NON-CONF.	9- 2	37	0	136	81	41	41	4	4	
TOTALS	RPI 1-25	RPI 26-50	W-L RECORDS	RPI 51-100	RPI 101-150	RPI 150+				
17- 5	0- 3	4- 0	OVERALL	2- 1	7- 1	4- 0				
10- 2	0- 1	0- 0	HOME	2- 0	6- 1	2- 0				
7- 3	0- 2	4- 0	AWAY	0- 1	1- 0	2- 0				
0- 0	0- 0	0- 0	NEUTRAL	0- 0	0- 0	0- 0				
9- 2	0- 1	0- 0	NON-CONFERENCE	1- 1	4- 0	4- 0				
7- 0	0- 0	0- 0	HOME	1- 0	4- 0	2- 0				
2- 2	0- 1	0- 0	AWAY	0- 1	0- 0	2- 0				
0- 0	0- 0	0- 0	NEUTRAL	0- 0	0- 0	0- 0				
8- 3	0- 2	4- 0	CONFERENCE	1- 0	3- 1	0- 0				
3- 2	0- 1	0- 0	HOME	1- 0	2- 1	0- 0				
5- 1	0- 1	4- 0	AWAY	0- 0	1- 0	0- 0				
0- 0	0- 0	0- 0	NEUTRAL	0- 0	0- 0	0- 0				

RPI	S	Opponent	Score	RPI	S	Opponent	Score	RPI	S	Opponent	Score	RPI	S	Opponent	Score
6	A	Baylor	62 81	37	A	Texas	65 63	52	H	Ohio	79 72	102	H	Kansas St.	65 61
6	H	Baylor	57 66	42	A	Iowa St.	77 74	60	H	West Virginia	73 60	124	A	Kansas	87 74
18	A	Texas A&M	68 70	45	A	Oklahoma	82 63	62	A	Middle Tenn.	70 82	124	H	Kansas	73 59
				46	A	Oklahoma St.	72 68					127	H	Auburn	80 65
												128	H	Boise St.	77 65
												141	H	Robert Morris	66 61
												142	H	Cornell	59 49
												150	H	Texas Tech	76 80
												231	A	SMU	57 56
												277	H	Nicholls St.	72 47
												296	H	Texas St.	79 52
												302	A	Army West Point	66 52
LAST 10 Division I															
6	A	Baylor	62 81	6	H	Baylor	57 66								
124	A	Kansas	87 74	45	A	Oklahoma	82 63								
102	H	Kansas St.	65 61	42	A	Iowa St.	77 74								
46	A	Oklahoma St.	72 68	124	H	Kansas	73 59								
60	H	West Virginia	73 60	150	H	Texas Tech	76 80								

Non-Div I Games:

TCU

■ Loss,
■ Non-Conf,
■ S Site,
■ H Home
■ A Away
N Neutral

Average RPI Win:	154	WON-LOST	WINNING	LAST 10	STRENGTH OF	OPP. STRENGTH	TEAM	ADJ.	CONF.	ADJ CONF.
Average RPI Loss:	85	RECORD	PCT. RANK	GAMES	SCHEDULE	OF SCHEDULE	RPI	RPI	RPI	RPI
DIV. I ONLY	13- 10	132	6-4	35	79	76	76	9	9	
DIV. I NON-CONF.	8- 5	117	1-0	38	75	62	62	9	9	
TOTALS	RPI 1-25	RPI 26-50	W-L RECORDS	RPI 51-100	RPI 101-150	RPI 150+				
13- 10	0- 3	1- 1	OVERALL	4- 3	1- 0	7- 3				
8- 4	0- 3	1- 0	HOME	3- 0	1- 0	3- 1				
5- 4	0- 0	0- 0	AWAY	1- 2	0- 0	4- 2				
0- 2	0- 0	0- 1	NEUTRAL	0- 1	0- 0	0- 0				
8- 5	0- 2	0- 1	NON-CONFERENCE	3- 1	1- 0	4- 1				
5- 2	0- 2	0- 0	HOME	2- 0	1- 0	2- 0				
3- 1	0- 0	0- 0	AWAY	1- 0	0- 0	2- 1				
0- 2	0- 0	0- 1	NEUTRAL	0- 1	0- 0	0- 0				
5- 5	0- 1	1- 0	CONFERENCE	1- 2	0- 0	3- 2				
3- 2	0- 1	1- 0	HOME	1- 0	0- 0	1- 1				
2- 3	0- 0	0- 0	AWAY	0- 2	0- 0	2- 1				
0- 0	0- 0	0- 0	NEUTRAL	0- 0	0- 0	0- 0				

RPI 1-25				RPI 26-50				RPI 51-100				RPI 101+			
RPI	S	Opponent	Score	RPI	S	Opponent	Score	RPI	S	Opponent	Score	RPI	S	Opponent	Score
1	H	South Carolina	71 78	35	N	Creighton	59 69	70	A	South Fla.	51 99	109	H	Duquesne	85 72
7	H	UConn	54 83	50	H	UCF	67 65	70	H	South Fla.	69 66	166	A	Wichita St.	70 72
25	H	FGCU	67 93					73	A	Bucknell	72 61	166	H	Wichita St.	75 85
								81	N	North Carolina	58 71	175	A	Houston	61 58
								84	A	Cincinnati	81 86	183	A	Towson	74 59
								86	H	Penn	76 72	198	A	La Salle	72 69
								95	H	Villanova	74 69	218	A	Saint Joseph's	63 67
												226	H	Fairfield	77 59
												231	H	SMU	85 62
												244	A	Tulsa	74 65
												263	H	Xavier	78 65
LAST 10 Division I															
70	A	South Fla.	51 99	166	A	Wichita St.	70 72	70	H	South Fla.	69 66				
166	H	Wichita St.	75 85	231	H	SMU	85 62	175	A	Houston	61 58				
50	H	UCF	67 65	244	A	Tulsa	74 65								
84	A	Cincinnati	81 86												
86	H	Penn	76 72												

Non-Div I Games:

Temple

Tennessee

Through Games Of Feb. 12, 2020

Average RPI Win:	196	WON-LOST	WINNING	LAST 10	STRENGTH OF	OPP. STRENGTH	TEAM	ADJ.	CONF.	ADJ CONF.
Average RPI Loss:	15	RECORD	PCT. RANK	GAMES	SCHEDULE	OF SCHEDULE	RPI	RPI	RPI	RPI
DIV. I ONLY	17- 6	45	6-4	106	58	49	49	4	4	
DIV. I NON-CONF.	10- 3	57	0-1	253	151	105	105	5	5	
TOTALS	RPI 1-25	RPI 26-50	W-L RECORDS	RPI 51-100	RPI 101-150	RPI 150+				
17- 6	1- 4	0- 2	OVERALL	2- 0	4- 0	10- 0				
11- 2	1- 1	0- 1	HOME	2- 0	1- 0	7- 0				
6- 4	0- 3	0- 1	AWAY	0- 0	3- 0	3- 0				
0- 0	0- 0	0- 0	NEUTRAL	0- 0	0- 0	0- 0				
10- 3	0- 2	0- 1	NON-CONFERENCE	0- 0	1- 0	9- 0				
7- 1	0- 0	0- 1	HOME	0- 0	0- 0	7- 0				
3- 2	0- 2	0- 0	AWAY	0- 0	1- 0	2- 0				
0- 0	0- 0	0- 0	NEUTRAL	0- 0	0- 0	0- 0				
7- 3	1- 2	0- 1	CONFERENCE	2- 0	3- 0	1- 0				
4- 1	1- 1	0- 0	HOME	2- 0	1- 0	0- 0				
3- 2	0- 1	0- 1	AWAY	0- 0	2- 0	1- 0				
0- 0	0- 0	0- 0	NEUTRAL	0- 0	0- 0	0- 0				

RPI	S	Opponent	Score	RPI	S	Opponent	Score	RPI	S	Opponent	Score	RPI	S	Opponent	Score
1	A	South Carolina	48 69	27	A	Kentucky	76 80	67	H	Alabama	65 63	104	A	Notre Dame	74 63
7	A	UConn	45 60	37	H	Texas	60 66	80	H	Georgia	73 56	108	A	Vanderbilt	78 69
9	H	Mississippi St.	55 72									133	H	Missouri	77 66
10	A	Stanford	51 78									135	A	Florida	78 50
24	H	LSU	63 58									206	A	Portland St.	88 61
												208	H	Stetson	73 46
												220	H	Central Ark.	63 36
												254	H	Colorado St.	79 41
												255	H	Howard	88 38
												268	A	ETSU	72 68
												278	A	Ole Miss	84 28
												311	H	Air Force	81 54
												333	H	Ark.-Pine Bluff	92 51
												340	H	Tennessee St.	73 43
LAST 10 Division I															
9	H	Mississippi St.	55 72	67	H	Alabama	65 63								
1	A	South Carolina	48 69	135	A	Florida	78 50								
108	A	Vanderbilt	78 69	80	H	Georgia	73 56								
24	H	LSU	63 58	278	A	Ole Miss	84 28								
7	A	UConn	45 60	27	A	Kentucky	76 80								

Non-Div I Games:

Tennessee

■ Loss,
■ Non-Conf, S Site,
■ Home
■ Away
N Neutral

Tennessee St.

Through Games Of Feb. 12, 2020

Average RPI Win:	239	WON-LOST	WINNING	LAST 10	STRENGTH OF	OPP. STRENGTH	TEAM	ADJ.	CONF.	ADJ CONF.
Average RPI Loss:	195	RECORD	PCT. RANK	GAMES	SCHEDULE	OF SCHEDULE	RPI	RPI	RPI	RPI
DIV. I ONLY	1- 19	346	1-9	196	312	340	340	20	20	
DIV. I NON-CONF.	0- 8	338	0	121	256	324	324	24	24	
TOTALS	RPI 1-25	RPI 26-50	W-L RECORDS	RPI 51-100	RPI 101-150	RPI 150+				
1- 19	0- 1	0- 1	OVERALL	0- 1	0- 2	1- 14				
1- 10	0- 0	0- 0	HOME	0- 0	0- 1	1- 9				
0- 9	0- 1	0- 1	AWAY	0- 1	0- 1	0- 5				
0- 0	0- 0	0- 0	NEUTRAL	0- 0	0- 0	0- 0				
0- 8	0- 1	0- 1	NON-CONFERENCE	0- 0	0- 1	0- 5				
0- 5	0- 0	0- 0	HOME	0- 0	0- 1	0- 4				
0- 3	0- 1	0- 1	AWAY	0- 0	0- 0	0- 1				
0- 0	0- 0	0- 0	NEUTRAL	0- 0	0- 0	0- 0				
1- 11	0- 0	0- 0	CONFERENCE	0- 1	0- 1	1- 9				
1- 5	0- 0	0- 0	HOME	0- 0	0- 0	1- 5				
0- 6	0- 0	0- 0	AWAY	0- 1	0- 1	0- 4				
0- 0	0- 0	0- 0	NEUTRAL	0- 0	0- 0	0- 0				

RPI	S	Opponent	Score	RPI	S	Opponent	Score	RPI	S	Opponent	Score	RPI	S	Opponent	Score	Team's RPI: 340
21	A	Arizona	42 77	49	A	Tennessee	43 73	71	A	UT Martin	71 88	108	H	Vanderbilt	55 106	
												129	A	Southeast Mo. St.	54 83	
												155	H	North Ala.	63 88	
												162	A	Tennessee Tech	47 88	
												163	H	Columbia	65 75	
												192	A	Austin Peay	58 76	
												192	H	Austin Peay	55 87	
												222	H	Eastern Ill.	52 73	
												235	A	South Alabama	48 70	
												239	A	Murray St.	62 100	
												239	H	Murray St.	96 81	
												249	H	Morehead St.	47 84	
												272	H	Eastern Ky.	55 61	
												274	H	Lipscomb	64 74	
												300	A	Jacksonville St.	48 70	
												326	H	Alcorn	57 62	
												338	H	SIUE	63 76	
LAST 10 Division I																
239	H	Murray St.	96 81	192	A	Austin Peay	58 76									
192	H	Austin Peay	55 87	272	H	Eastern Ky.	55 61									
162	A	Tennessee Tech	47 88	249	H	Morehead St.	47 84									
300	A	Jacksonville St.	48 70	129	A	Southeast Mo. St.	54 83									
239	A	Murray St.	62 100	71	A	UT Martin	71 88									

Non-Div I Games: Wilberforce 83 65 Fisk 91 50

Tennessee St.

■ Loss,
 ■ Non-Conf,
 ■ S Site,
 ■ H Home
 ■ A Away
 N Neutral

Tennessee Tech

Through Games Of Feb. 12, 2020

Average RPI Win:	274	WON-LOST	WINNING	LAST 10	STRENGTH OF	OPP. STRENGTH	TEAM	ADJ.	CONF.	ADJ CONF.
Average RPI Loss:	97	RECORD	PCT. RANK	GAMES	SCHEDULE	OF SCHEDULE	RPI	RPI	RPI	RPI
DIV. I ONLY	14- 7	72	7-3	332	196	162	162	20	20	
DIV. I NON-CONF.	5- 4	140	0	344	130	231	231	24	24	
TOTALS	RPI 1-25	RPI 26-50	W-L RECORDS	RPI 51-100	RPI 101-150	RPI 150+				
14- 7	0- 0	0- 0	OVERALL	0- 4	0- 2	14- 1				
7- 1	0- 0	0- 0	HOME	0- 1	0- 0	7- 0				
6- 5	0- 0	0- 0	AWAY	0- 3	0- 2	6- 0				
1- 1	0- 0	0- 0	NEUTRAL	0- 0	0- 0	1- 1				
5- 4	0- 0	0- 0	NON-CONFERENCE	0- 2	0- 1	5- 1				
2- 0	0- 0	0- 0	HOME	0- 0	0- 0	2- 0				
2- 3	0- 0	0- 0	AWAY	0- 2	0- 1	2- 0				
1- 1	0- 0	0- 0	NEUTRAL	0- 0	0- 0	1- 1				
9- 3	0- 0	0- 0	CONFERENCE	0- 2	0- 1	9- 0				
5- 1	0- 0	0- 0	HOME	0- 1	0- 0	5- 0				
4- 2	0- 0	0- 0	AWAY	0- 1	0- 1	4- 0				
0- 0	0- 0	0- 0	NEUTRAL	0- 0	0- 0	0- 0				

RPI S	Opponent	Score	RPI S	Opponent	Score	RPI S	Opponent	Score	RPI S	Opponent	Score	Team's RPI: 162
						56	H Belmont	47 59	108	A Vanderbilt	61 75	
						62	A Middle Tenn.	58 64	129	A Southeast Mo. St.	72 87	
						71	A UT Martin	62 71	169	N Northern Ill.	74 82	
						83	A Southern Ill.	65 76	173	A Samford	72 57	
									192	H Austin Peay	58 49	
									222	A Eastern Ill.	75 62	
									239	H Murray St.	77 72	
									249	A Morehead St.	75 55	
									249	H Morehead St.	82 75	
									272	A Eastern Ky.	60 42	
									272	H Eastern Ky.	87 82	
									274	H Lipscomb	78 58	
									331	N Detroit Mercy	69 47	
									337	A Western Caro.	62 58	
									338	A SIUE	65 50	
									340	H Tennessee St.	88 47	
									346	H La.-Monroe	75 68	
LAST 10 Division I												
			129	A Southeast Mo. St.	72 87		249	H Morehead St.	82 75			
			71	A UT Martin	62 71		222	A Eastern Ill.	75 62			
			340	H Tennessee St.	88 47		338	A SIUE	65 50			
			56	H Belmont	47 59		239	H Murray St.	77 72			
			272	H Eastern Ky.	87 82		192	H Austin Peay	58 49			

Non-Div I Games: Tenn. Wesleyan 94 45 Cumberland (TN) 88 51

Tennessee Tech

Loss, Non-Conf, S Site, H Home A Away N Neutral

Average RPI Win: 147		WON-LOST	WINNING	LAST 10	STRENGTH OF	OPP. STRENGTH	TEAM	ADJ.	CONF.	ADJ CONF.
Average RPI Loss: 52		RECORD	PCT. RANK	GAMES	SCHEDULE	OF SCHEDULE	RPI	RPI	RPI	RPI
DIV. I ONLY		15- 8	80	7-3	15	65	37	37	3	3
DIV. I NON-CONF.		8- 4	90	0	67	120	67	67	4	4
TOTALS	RPI 1-25	RPI 26-50		W-L RECORDS		RPI 51-100	RPI 101-150	RPI 150+		
15- 8	1- 4	4- 1		OVERALL		1- 2	4- 0	5- 1		
8- 4	1- 3	0- 1		HOME		1- 0	2- 0	4- 0		
6- 3	0- 0	4- 0		AWAY		0- 2	2- 0	0- 1		
1- 1	0- 1	0- 0		NEUTRAL		0- 0	0- 0	1- 0		
8- 4	1- 2	1- 0		NON-CONFERENCE		1- 1	0- 0	5- 1		
6- 1	1- 1	0- 0		HOME		1- 0	0- 0	4- 0		
1- 2	0- 0	1- 0		AWAY		0- 1	0- 0	0- 1		
1- 1	0- 1	0- 0		NEUTRAL		0- 0	0- 0	1- 0		
7- 4	0- 2	3- 1		CONFERENCE		0- 1	4- 0	0- 0		
2- 3	0- 2	0- 1		HOME		0- 0	2- 0	0- 0		
5- 1	0- 0	3- 0		AWAY		0- 1	2- 0	0- 0		
0- 0	0- 0	0- 0		NEUTRAL		0- 0	0- 0	0- 0		

RPI 1-25				RPI 26-50				Team's RPI: 37				RPI 51-100				RPI 101+			
RPI	S	Opponent	Score	RPI	S	Opponent	Score	RPI	S	Opponent	Score	RPI	S	Opponent	Score	RPI	S	Opponent	Score
6	H	Baylor	44 64	42	A	Iowa St.	81 75	52	H	Ohio	73 60	102	A	Kansas St.	71 63				
10	H	Stanford	69 64	42	H	Iowa St.	51 69	60	A	West Virginia	63 68	124	H	Kansas	85 77				
14	N	NC State	73 84	45	A	Oklahoma	70 53	70	A	South Fla.	57 64	150	A	Texas Tech	81 66				
21	H	Arizona	58 83	46	A	Oklahoma St.	61 56					150	H	Texas Tech	92 66				
22	H	TCU	63 65	49	A	Tennessee	66 60					180	A	Hawaii	60 73				
LAST 10 Division I																			
				42	H	Iowa St.	51 69	124	H	Kansas	85 77								
				150	A	Texas Tech	81 66	102	A	Kansas St.	71 63								
				6	H	Baylor	44 64	150	H	Texas Tech	92 66								
				45	A	Oklahoma	70 53	60	A	West Virginia	63 68								
				46	A	Oklahoma St.	61 56	42	A	Iowa St.	81 75								

Non-Div I Games:

Texas

Loss, Non-Conf, S Site, H Home A Away N Neutral

Average RPI Win:	120	WON-LOST	WINNING	LAST 10	STRENGTH OF	OPP. STRENGTH	TEAM	ADJ.	CONF.	ADJ CONF.
Average RPI Loss:	21	RECORD	PCT. RANK	GAMES	SCHEDULE	OF SCHEDULE	RPI	RPI	RPI	RPI
DIV. I ONLY	18- 5	35	6-4	14	31	18	18	4	4	
DIV. I NON-CONF.	12- 1	10	0	29	37	7	7	5	5	
TOTALS	RPI 1-25	RPI 26-50	W-L RECORDS	RPI 51-100	RPI 101-150	RPI 150+				
18- 5	1- 4	3- 1	OVERALL	6- 0	3- 0	5- 0				
12- 1	1- 1	2- 0	HOME	1- 0	3- 0	5- 0				
4- 3	0- 2	1- 1	AWAY	3- 0	0- 0	0- 0				
2- 1	0- 1	0- 0	NEUTRAL	2- 0	0- 0	0- 0				
12- 1	1- 1	2- 0	NON-CONFERENCE	4- 0	1- 0	4- 0				
8- 0	1- 0	2- 0	HOME	0- 0	1- 0	4- 0				
2- 0	0- 0	0- 0	AWAY	2- 0	0- 0	0- 0				
2- 1	0- 1	0- 0	NEUTRAL	2- 0	0- 0	0- 0				
6- 4	0- 3	1- 1	CONFERENCE	2- 0	2- 0	1- 0				
4- 1	0- 1	0- 0	HOME	1- 0	2- 0	1- 0				
2- 3	0- 2	1- 1	AWAY	1- 0	0- 0	0- 0				
0- 0	0- 0	0- 0	NEUTRAL	0- 0	0- 0	0- 0				

RPI 1-25				RPI 26-50				RPI 51-100				RPI 101+			
RPI	S	Opponent	Score	RPI	S	Opponent	Score	RPI	S	Opponent	Score	RPI	S	Opponent	Score
9	A	Mississippi St.	57 69	27	A	Kentucky	54 76	67	A	Alabama	79 74	110	H	A&M-Corpus Christi	85 48
22	H	TCU	70 68	36	H	Duke	79 58	80	H	Georgia	64 63	133	H	Missouri	72 53
23	N	Florida St.	58 80	38	A	Arkansas	84 77	82	A	Southern California	74 64	135	H	Florida	69 42
24	A	LSU	58 59	46	H	Oklahoma St.	74 62	85	A	Rice	62 61	175	H	Houston	72 43
24	H	LSU	54 57					87	N	Georgia Tech	60 48	182	H	Little Rock	78 35
								90	N	Montana St.	78 67	220	H	Central Ark.	76 46
												278	H	Ole Miss	79 35
												289	H	Prairie View	80 38
LAST 10 Division I															
9	A	Mississippi St.	57 69	135	H	Florida	69 42								
24	A	LSU	58 59	27	A	Kentucky	54 76								
80	H	Georgia	64 63	24	H	LSU	54 57								
133	H	Missouri	72 53	278	H	Ole Miss	79 35								
67	A	Alabama	79 74	38	A	Arkansas	84 77								

Non-Div I Games:

Texas A&M

■ Loss,
 ■ Non-Conf, S Site,
 ■ Home
 ■ Away
 N Neutral

Texas Southern

Through Games Of Feb. 12, 2020

Average RPI Win:	255	WON-LOST	WINNING	LAST 10	STRENGTH OF	OPP. STRENGTH	TEAM	ADJ.	CONF.	ADJ CONF.
Average RPI Loss:	96	RECORD	PCT. RANK	GAMES	SCHEDULE	OF SCHEDULE	RPI	RPI	RPI	RPI
DIV. I ONLY	13- 8	98	8-2	219	238	111	111	32	32	
DIV. I NON-CONF.	5- 6	187	0	15	35	46	46	31	31	
TOTALS	RPI 1-25	RPI 26-50	W-L RECORDS	RPI 51-100	RPI 101-150	RPI 150+				
13- 8	0- 2	0- 1	OVERALL	1- 2	2- 1	10- 2				
6- 0	0- 0	0- 0	HOME	1- 0	0- 0	5- 0				
7- 6	0- 2	0- 1	AWAY	0- 1	2- 0	5- 2				
0- 2	0- 0	0- 0	NEUTRAL	0- 1	0- 1	0- 0				
5- 6	0- 2	0- 1	NON-CONFERENCE	1- 2	2- 1	2- 0				
1- 0	0- 0	0- 0	HOME	1- 0	0- 0	0- 0				
4- 4	0- 2	0- 1	AWAY	0- 1	2- 0	2- 0				
0- 2	0- 0	0- 0	NEUTRAL	0- 1	0- 1	0- 0				
8- 2	0- 0	0- 0	CONFERENCE	0- 0	0- 0	8- 2				
5- 0	0- 0	0- 0	HOME	0- 0	0- 0	5- 0				
3- 2	0- 0	0- 0	AWAY	0- 0	0- 0	3- 2				
0- 0	0- 0	0- 0	NEUTRAL	0- 0	0- 0	0- 0				

RPI 1-25				RPI 26-50				RPI 51-100				RPI 101+ Team's RPI: 111			
RPI	S	Opponent	Score	RPI	S	Opponent	Score	RPI	S	Opponent	Score	RPI	S	Opponent	Score
2	A	Oregon	63 99	42	A	Iowa St.	59 79	66	A	Colorado	50 74	113	N	UAB	68 84
11	A	Gonzaga	45 80					85	H	Rice	63 56	120	A	UT Arlington	74 63
								91	N	Utah	52 61	145	A	Tulane	72 62
												154	A	Jackson St.	79 81
												180	A	Hawaii	74 57
												236	H	Southern U.	61 56
												269	A	Alabama A&M	65 58
												289	A	Prairie View	47 50
												289	H	Prairie View	88 65
												308	A	UTRGV	71 44
												323	A	Alabama St.	81 54
												326	H	Alcorn	105 70
												333	H	Ark.-Pine Bluff	78 77
												347	A	Grambling	89 85
												351	H	Mississippi Val.	88 58
LAST 10 Division I															
				289	A	Prairie View	47 50	347	A	Grambling	89 85				
				323	A	Alabama St.	81 54	154	A	Jackson St.	79 81				
				269	A	Alabama A&M	65 58	289	H	Prairie View	88 65				
				333	H	Ark.-Pine Bluff	78 77	326	H	Alcorn	105 70				
				351	H	Mississippi Val.	88 58	236	H	Southern U.	61 56				

Non-Div I Games:

Texas Southern

■ Loss,
 ■ Non-Conf,
 ■ S Site,
 ■ Home
 ■ A Away
 N Neutral

Average RPI Win:	201	WON-LOST	WINNING	LAST 10	STRENGTH OF	OPP. STRENGTH	TEAM	ADJ.	CONF.	ADJ CONF.
Average RPI Loss:	181	RECORD	PCT. RANK	GAMES	SCHEDULE	OF SCHEDULE	RPI	RPI	RPI	RPI
DIV. I ONLY	6- 14	285	1-9	200	247	296	296	21	21	
DIV. I NON-CONF.	5- 4	140	0	235	222	152	152	19	19	
TOTALS	RPI 1-25	RPI 26-50	W-L RECORDS	RPI 51-100	RPI 101-150	RPI 150+				
6- 14	0- 1	0- 0	OVERALL	0- 3	2- 1	4- 9				
5- 6	0- 0	0- 0	HOME	0- 1	2- 0	3- 5				
1- 8	0- 1	0- 0	AWAY	0- 2	0- 1	1- 4				
0- 0	0- 0	0- 0	NEUTRAL	0- 0	0- 0	0- 0				
5- 4	0- 1	0- 0	NON-CONFERENCE	0- 0	1- 1	4- 2				
4- 0	0- 0	0- 0	HOME	0- 0	1- 0	3- 0				
1- 4	0- 1	0- 0	AWAY	0- 0	0- 1	1- 2				
0- 0	0- 0	0- 0	NEUTRAL	0- 0	0- 0	0- 0				
1- 10	0- 0	0- 0	CONFERENCE	0- 3	1- 0	0- 7				
1- 6	0- 0	0- 0	HOME	0- 1	1- 0	0- 5				
0- 4	0- 0	0- 0	AWAY	0- 2	0- 0	0- 2				
0- 0	0- 0	0- 0	NEUTRAL	0- 0	0- 0	0- 0				

RPI 1-25				RPI 26-50				RPI 51-100				RPI 101+ Team's RPI: 296			
RPI	S	Opponent	Score	RPI	S	Opponent	Score	RPI	S	Opponent	Score	RPI	S	Opponent	Score
22	A	TCU	52 79					57	A	Troy	50 84	110	H	A&M-Corpus Christi	57 48
								99	A	Coastal Caro.	67 75	120	H	UT Arlington	72 55
								99	H	Coastal Caro.	59 69	124	A	Kansas	48 68
												159	H	New Orleans	51 49
												166	H	Louisiana	67 73
												182	H	Little Rock	66 78
												193	A	Dartmouth	61 51
												209	A	Oral Roberts	57 63
												235	A	South Alabama	76 78
												237	H	Arkansas St.	53 56
												250	A	Appalachian St.	65 73
												250	H	Appalachian St.	47 59
												256	A	Morgan St.	62 72
												298	H	UTSA	74 69
												326	H	Alcorn	67 59
												346	H	La.-Monroe	55 58
LAST 10 Division I															
250	H	Appalachian St.	47 59	166	H	Louisiana	67 73								
99	H	Coastal Caro.	59 69	346	H	La.-Monroe	55 58								
120	H	UT Arlington	72 55	250	A	Appalachian St.	65 73								
235	A	South Alabama	76 78	99	A	Coastal Caro.	67 75								
57	A	Troy	50 84	237	H	Arkansas St.	53 56								

Non-Div I Games: Texas Lutheran 72 31 Tex. Permian Basin 83 45

Texas St.

■ Loss,
 ■ Non-Conf,
 ■ S Site,
 ■ H Home
 ■ A Away
 N Neutral

Average RPI Win:	225	WON-LOST	WINNING	LAST 10	STRENGTH OF	OPP. STRENGTH	TEAM	ADJ.	CONF.	ADJ CONF.
Average RPI Loss:	64	RECORD	PCT. RANK	GAMES	SCHEDULE	OF SCHEDULE	RPI	RPI	RPI	RPI
DIV. I ONLY	15- 7	65	4-6	277	82	150	150	3	3	
DIV. I NON-CONF.	11- 0	1	0	351	334	169	169	4	4	
TOTALS	RPI 1-25	RPI 26-50	W-L RECORDS	RPI 51-100	RPI 101-150	RPI 150+				
15- 7	1- 1	2- 3	OVERALL	0- 0	2- 3	10- 0				
12- 3	0- 0	2- 2	HOME	0- 0	1- 1	9- 0				
2- 4	1- 1	0- 1	AWAY	0- 0	1- 2	0- 0				
1- 0	0- 0	0- 0	NEUTRAL	0- 0	0- 0	1- 0				
11- 0	0- 0	0- 0	NON-CONFERENCE	0- 0	1- 0	10- 0				
9- 0	0- 0	0- 0	HOME	0- 0	0- 0	9- 0				
1- 0	0- 0	0- 0	AWAY	0- 0	1- 0	0- 0				
1- 0	0- 0	0- 0	NEUTRAL	0- 0	0- 0	1- 0				
4- 7	1- 1	2- 3	CONFERENCE	0- 0	1- 3	0- 0				
3- 3	0- 0	2- 2	HOME	0- 0	1- 1	0- 0				
1- 4	1- 1	0- 1	AWAY	0- 0	0- 2	0- 0				
0- 0	0- 0	0- 0	NEUTRAL	0- 0	0- 0	0- 0				

RPI 1-25				RPI 26-50				RPI 51-100				RPI 101+ Team's RPI: 150			
RPI	S	Opponent	Score	RPI	S	Opponent	Score	RPI	S	Opponent	Score	RPI	S	Opponent	Score
6	A	Baylor	79 87	37	A	Texas	66 92					102	A	Kansas St.	70 84
22	A	TCU	80 76	37	H	Texas	66 81					102	H	Kansas St.	72 76
				42	H	Iowa St.	66 96					118	A	San Diego	64 60
				45	H	Oklahoma	89 84					124	A	Kansas	50 67
				46	H	Oklahoma St.	109 79					124	H	Kansas	89 72
												157	H	Sam Houston St.	99 57
												278	H	Ole Miss	84 48
												289	H	Prairie View	82 48
												298	H	UTSA	115 58
												317	H	Houston Baptist	59 51
												329	N	Purdue Fort Wayne	82 48
												333	H	Ark.-Pine Bluff	81 55
												335	H	Northwestern St.	79 49
												345	H	Florida A&M	98 60
												346	H	La.-Monroe	83 38
LAST 10 Division I															
124	H	Kansas	89 72	45	H	Oklahoma	89 84								
37	H	Texas	66 81	124	A	Kansas	50 67								
102	A	Kansas St.	70 84	37	A	Texas	66 92								
46	H	Oklahoma St.	109 79	102	H	Kansas St.	72 76								
6	A	Baylor	79 87	22	A	TCU	80 76								

Non-Div I Games:

Texas Tech

■ Loss,
 ■ Non-Conf,
 ■ S Site,
 ■ H Home
 ■ A Away
 N Neutral

T
o
l
e
d
o

Toledo				Through Games Of Feb. 12, 2020						
Average RPI Win:	193	WON-LOST	WINNING	LAST 10	STRENGTH OF	OPP. STRENGTH	TEAM	ADJ.	CONF.	ADJ CONF.
Average RPI Loss:	114	RECORD	PCT. RANK	GAMES	SCHEDULE	OF SCHEDULE	RPI	RPI	RPI	RPI
DIV. I ONLY		11- 11	174	6-4	118	133	152	152	10	10
DIV. I NON-CONF.		5- 6	187	0	163	217	199	199	10	10

TOTALS	RPI 1-25	RPI 26-50		W-L RECORDS		RPI 51-100	RPI 101-150	RPI 150+		
11- 11	0- 1	0- 0		OVERALL		1- 3	4- 3	6- 4		
6- 5	0- 0	0- 0		HOME		1- 2	2- 1	3- 2		
4- 5	0- 1	0- 0		AWAY		0- 0	1- 2	3- 2		
1- 1	0- 0	0- 0		NEUTRAL		0- 1	1- 0	0- 0		
5- 6	0- 0	0- 0		NON-CONFERENCE		1- 2	1- 3	3- 1		
2- 3	0- 0	0- 0		HOME		1- 1	0- 1	1- 1		
2- 2	0- 0	0- 0		AWAY		0- 0	0- 2	2- 0		
1- 1	0- 0	0- 0		NEUTRAL		0- 1	1- 0	0- 0		
6- 5	0- 1	0- 0		CONFERENCE		0- 1	3- 0	3- 3		
4- 2	0- 0	0- 0		HOME		0- 1	2- 0	2- 1		
2- 3	0- 1	0- 0		AWAY		0- 0	1- 0	1- 2		
0- 0	0- 0	0- 0		NEUTRAL		0- 0	0- 0	0- 0		

RPI 1-25				RPI 26-50				RPI 51-100				RPI 101+ Team's RPI: 152			
RPI	S	Opponent	Score	RPI	S	Opponent	Score	RPI	S	Opponent	Score	RPI	S	Opponent	Score
17	A	Central Mich.	66 73					56	H	Belmont	53 48	104	A	Notre Dame	51 54
								57	N	Troy	64 71	104	H	Kent St.	69 60
								59	H	Dayton	42 60	106	N	Pacific	66 65
								65	H	Ball St.	58 60	109	A	Duquesne	74 79
												119	A	Buffalo	78 62
												119	H	Buffalo	71 59
												148	H	Memphis	76 83
												160	H	Eastern Mich.	62 77
												164	A	Western Mich.	72 84
												169	A	Northern Ill.	63 51
												181	A	Miami (OH)	83 92
												185	H	Valparaiso	54 61
												201	H	Akron	65 61
												260	H	Bowling Green	79 72
												315	A	Georgia St.	74 48
												331	A	Detroit Mercy	82 64
												339	H	Canisius	83 65

LAST 10 Division I															
65	H	Ball St.	58 60	17	A	Central Mich.	66 73	260	H	Bowling Green	79 72				
119	A	Buffalo	78 62					201	H	Akron	65 61				
181	A	Miami (OH)	83 92					169	A	Northern Ill.	63 51				
104	H	Kent St.	69 60					119	H	Buffalo	71 59				
160	H	Eastern Mich.	62 77												

Non-Div I Games:

Toledo

T
o
l
e
d
o

Average RPI Win: 213	WON-LOST	WINNING	LAST 10	STRENGTH OF	OPP. STRENGTH	TEAM	ADJ.	CONF.	ADJ CONF.
Average RPI Loss: 113	RECORD	PCT. RANK	GAMES	SCHEDULE	OF SCHEDULE	RPI	RPI	RPI	RPI
DIV. I ONLY	9- 11	215	5-5	120	120	183	183	14	14
DIV. I NON-CONF.	4- 6	212	0	159	79	225	225	13	13
TOTALS	RPI 1-25	RPI 26-50	W-L RECORDS	RPI 51-100	RPI 101-150	RPI 150+			
9- 11	0- 1	1- 2	OVERALL	0- 2	1- 3	7- 3			
6- 4	0- 0	1- 0	HOME	0- 1	1- 2	4- 1			
2- 6	0- 0	0- 2	AWAY	0- 1	0- 1	2- 2			
1- 1	0- 1	0- 0	NEUTRAL	0- 0	0- 0	1- 0			
4- 6	0- 1	0- 1	NON-CONFERENCE	0- 1	0- 1	4- 2			
3- 2	0- 0	0- 0	HOME	0- 1	0- 0	3- 1			
0- 3	0- 0	0- 1	AWAY	0- 0	0- 1	0- 1			
1- 1	0- 1	0- 0	NEUTRAL	0- 0	0- 0	1- 0			
5- 5	0- 0	1- 1	CONFERENCE	0- 1	1- 2	3- 1			
3- 2	0- 0	1- 0	HOME	0- 0	1- 2	1- 0			
2- 3	0- 0	0- 1	AWAY	0- 1	0- 0	2- 1			
0- 0	0- 0	0- 0	NEUTRAL	0- 0	0- 0	0- 0			

RPI 1-25				RPI 26-50				RPI 51-100				RPI 101+ Team's RPI: 183			
RPI	S	Opponent	Score	RPI	S	Opponent	Score	RPI	S	Opponent	Score	RPI	S	Opponent	Score
8	N	Iowa	72 100	44	A	James Madison	39 81	54	A	Drexel	50 59	118	A	San Diego	67 81
				44	H	James Madison	76 75	76	H	Temple	59 74	126	H	William & Mary	75 83
				47	A	Rutgers	53 67					139	H	Elon	61 74
												144	H	Northeastern	81 68
												188	A	Delaware	62 69
												196	H	Mt. St. Mary's	73 57
												200	H	American	63 60
												205	H	Penn St.	67 73
												242	A	San Diego St.	72 80
												245	N	Iona	75 58
												246	H	Marshall	59 56
												258	A	Col. of Charleston	79 62
												264	A	UNCW	62 41
												316	H	Hofstra	84 71
LAST 10 Division I															
				44	A	James Madison	39 81	264	A	UNCW	62 41				
				188	A	Delaware	62 69	258	A	Col. of Charleston	79 62				
				54	A	Drexel	50 59	44	H	James Madison	76 75				
				316	H	Hofstra	84 71	126	H	William & Mary	75 83				
				144	H	Northeastern	81 68	139	H	Elon	61 74				

Non-Div I Games: Chestnut Hill 86 49

Towson

Average RPI Win: 224
Average RPI Loss: 70

Average RPI Win:	224	WON-LOST	WINNING	LAST 10	STRENGTH OF	OPP. STRENGTH	TEAM	ADJ.	CONF.	ADJ CONF.
Average RPI Loss:	70	RECORD	PCT. RANK	GAMES	SCHEDULE	OF SCHEDULE	RPI	RPI	RPI	RPI
DIV. I ONLY	17- 3	19	9-1	223	203	57	57	21	21	
DIV. I NON-CONF.	7- 2	53	0	120	62	30	30	19	19	
TOTALS	RPI 1-25	RPI 26-50	W-L RECORDS	RPI 51-100	RPI 101-150	RPI 150+				
17- 3	0- 1	0- 1	OVERALL	1- 0	3- 0	13- 1				
8- 1	0- 0	0- 0	HOME	1- 0	1- 0	6- 1				
7- 2	0- 1	0- 1	AWAY	0- 0	1- 0	6- 0				
2- 0	0- 0	0- 0	NEUTRAL	0- 0	1- 0	1- 0				
7- 2	0- 1	0- 1	NON-CONFERENCE	0- 0	2- 0	5- 0				
2- 0	0- 0	0- 0	HOME	0- 0	0- 0	2- 0				
3- 2	0- 1	0- 1	AWAY	0- 0	1- 0	2- 0				
2- 0	0- 0	0- 0	NEUTRAL	0- 0	1- 0	1- 0				
10- 1	0- 0	0- 0	CONFERENCE	1- 0	1- 0	8- 1				
6- 1	0- 0	0- 0	HOME	1- 0	1- 0	4- 1				
4- 0	0- 0	0- 0	AWAY	0- 0	0- 0	4- 0				
0- 0	0- 0	0- 0	NEUTRAL	0- 0	0- 0	0- 0				

RPI 1-25				RPI 26-50				RPI 51-100				RPI 101+			
RPI	S	Opponent	Score	RPI	S	Opponent	Score	RPI	S	Opponent	Score	RPI	S	Opponent	Score
9	A	Mississippi St.	82 122	36	A	Duke	85 99	99	H	Coastal Caro.	84 77	104	N	Kent St.	71 64
												114	A	Bethune-Cookman	68 62
												120	H	UT Arlington	85 69
												152	N	Toledo	71 64
												166	A	Louisiana	67 64
												166	H	Louisiana	73 79
												173	A	Samford	74 65
												229	A	Chattanooga	90 51
												235	H	South Alabama	85 68
												250	H	Appalachian St.	84 55
												268	H	ETSU	79 61
												296	H	Texas St.	84 50
												299	A	Ga. Southern	79 69
												300	H	Jacksonville St.	94 64
												315	A	Georgia St.	71 57
												346	A	La.-Monroe	72 65
												346	H	La.-Monroe	77 65
LAST 10 Division I															
				166	A	Louisiana	67 64					315	A	Georgia St.	71 57
				346	H	La.-Monroe	77 65					299	A	Ga. Southern	79 69
				235	H	South Alabama	85 68					166	H	Louisiana	73 79
				120	H	UT Arlington	85 69					346	A	La.-Monroe	72 65
				296	H	Texas St.	84 50					250	H	Appalachian St.	84 55

Troy

Tulane

Through Games Of Feb. 12, 2020

Average RPI Win: 183	WON-LOST	WINNING	LAST 10	STRENGTH OF	OPP. STRENGTH	TEAM	ADJ.	CONF.	ADJ CONF.
Average RPI Loss: 101	RECORD	PCT. RANK	GAMES	SCHEDULE	OF SCHEDULE	RPI	RPI	RPI	RPI
DIV. I ONLY	12- 11	166	7-3	95	94	145	145	9	9
DIV. I NON-CONF.	5- 8	221	0	84	107	204	204	9	9
TOTALS	RPI 1-25	RPI 26-50	W-L RECORDS	RPI 51-100	RPI 101-150	RPI 150+			
12- 11	0- 1	1- 0	OVERALL	1- 6	2- 2	8- 2			
7- 7	0- 1	1- 0	HOME	1- 3	1- 1	4- 2			
5- 2	0- 0	0- 0	AWAY	0- 1	1- 1	4- 0			
0- 2	0- 0	0- 0	NEUTRAL	0- 2	0- 0	0- 0			
5- 8	0- 1	0- 0	NON-CONFERENCE	0- 5	1- 1	4- 1			
3- 6	0- 1	0- 0	HOME	0- 3	0- 1	3- 1			
2- 0	0- 0	0- 0	AWAY	0- 0	1- 0	1- 0			
0- 2	0- 0	0- 0	NEUTRAL	0- 2	0- 0	0- 0			
7- 3	0- 0	1- 0	CONFERENCE	1- 1	1- 1	4- 1			
4- 1	0- 0	1- 0	HOME	1- 0	1- 0	1- 1			
3- 2	0- 0	0- 0	AWAY	0- 1	0- 1	3- 0			
0- 0	0- 0	0- 0	NEUTRAL	0- 0	0- 0	0- 0			

RPI 1-25				RPI 26-50				RPI 51-100				RPI 101+ Team's RPI: 145			
RPI	S	Opponent	Score	RPI	S	Opponent	Score	RPI	S	Opponent	Score	RPI	S	Opponent	Score
24	H	LSU	54 59	50	H	UCF	60 59	62	H	Middle Tenn.	62 64	111	H	Texas Southern	62 72
								66	H	Colorado	52 62	137	A	Washington	64 62
								67	H	Alabama	56 66	148	A	Memphis	62 64
								70	A	South Fla.	56 63	148	H	Memphis	59 55
								77	N	Boston College	76 89	154	H	Jackson St.	82 46
								78	N	Charlotte	56 60	166	A	Wichita St.	61 56
								84	H	Cincinnati	64 59	175	H	Houston	60 66
												220	H	Central Ark.	65 38
												223	A	Southern Miss.	62 58
												231	A	SMU	67 66
												235	H	South Alabama	53 62
												244	A	Tulsa	50 46
												244	H	Tulsa	64 62
												299	H	Ga. Southern	56 40
LAST 10 Division I															
148	A	Memphis	62 64	84	H	Cincinnati	64 59	231	A	SMU	67 66				
175	H	Houston	60 66					148	H	Memphis	59 55				
244	A	Tulsa	50 46					244	H	Tulsa	64 62				
70	A	South Fla.	56 63					166	A	Wichita St.	61 56				
50	H	UCF	60 59												

Non-Div I Games:

Tulane

 Loss,
 Non-Conf,
 S Site,
 H Home
 A Away
N Neutral

Average RPI Win:	245	WON-LOST	WINNING	LAST 10	STRENGTH OF	OPP. STRENGTH	TEAM	ADJ.	CONF.	ADJ CONF.
Average RPI Loss:	104	RECORD	PCT. RANK	GAMES	SCHEDULE	OF SCHEDULE	RPI	RPI	RPI	RPI
DIV. I ONLY	6- 18	301	1-9	83	95	244	244	9	9	
DIV. I NON-CONF.	5- 8	221	0	80	179	190	190	9	9	
TOTALS	RPI 1-25	RPI 26-50	W-L RECORDS	RPI 51-100	RPI 101-150	RPI 150+				
6- 18	0- 1	0- 5	OVERALL	0- 4	0- 4	6- 4				
5- 6	0- 0	0- 2	HOME	0- 3	0- 1	5- 0				
1- 10	0- 1	0- 1	AWAY	0- 1	0- 3	1- 4				
0- 2	0- 0	0- 2	NEUTRAL	0- 0	0- 0	0- 0				
5- 8	0- 0	0- 4	NON-CONFERENCE	0- 1	0- 1	5- 2				
4- 2	0- 0	0- 1	HOME	0- 1	0- 0	4- 0				
1- 4	0- 0	0- 1	AWAY	0- 0	0- 1	1- 2				
0- 2	0- 0	0- 2	NEUTRAL	0- 0	0- 0	0- 0				
1- 10	0- 1	0- 1	CONFERENCE	0- 3	0- 3	1- 2				
1- 4	0- 0	0- 1	HOME	0- 2	0- 1	1- 0				
0- 6	0- 1	0- 0	AWAY	0- 1	0- 2	0- 2				
0- 0	0- 0	0- 0	NEUTRAL	0- 0	0- 0	0- 0				

RPI	S	Opponent	Score	RPI	S	Opponent	Score	RPI	S	Opponent	Score	RPI	S	Opponent	Score	Team's RPI: 244
7	A	UConn	34 92	30	N	Western Ky.	63 76	70	H	South Fla.	52 68	123	A	Abilene Christian	63 73	
				34	N	Marquette	60 61	76	H	Temple	65 74	145	A	Tulane	62 64	
				38	A	Arkansas	41 91	84	A	Cincinnati	53 78	145	H	Tulane	46 50	
				46	H	Oklahoma St.	48 78	89	H	SFA	63 67	148	A	Memphis	44 63	
				50	H	UCF	49 62					166	A	Wichita St.	46 57	
												182	A	Little Rock	51 63	
												208	A	Stetson	60 66	
												209	H	Oral Roberts	67 65	
												216	A	UTEP	58 51	
												231	A	SMU	38 57	
												237	H	Arkansas St.	79 77	
												254	H	Colorado St.	61 55	
												275	H	East Carolina	58 56	
												281	H	LMU (CA)	75 56	
LAST 10 Division I																
				84	A	Cincinnati	53 78	275	H	East Carolina	58 56					
				50	H	UCF	49 62	7	A	UConn	34 92					
				148	A	Memphis	44 63	166	A	Wichita St.	46 57					
				145	H	Tulane	46 50	70	H	South Fla.	52 68					
				231	A	SMU	38 57	145	A	Tulane	62 64					

Non-Div I Games:

Tulsa

■ Loss,
■ Non-Conf,
■ S Site,
■ H Home
■ A Away
N Neutral

Average RPI Win:	217	WON-LOST	WINNING	LAST 10	STRENGTH OF	OPP. STRENGTH	TEAM	ADJ.	CONF.	ADJ CONF.
Average RPI Loss:	103	RECORD	PCT. RANK	GAMES	SCHEDULE	OF SCHEDULE	RPI	RPI	RPI	RPI
DIV. I ONLY	14- 8	89	7-3	171	134	113	113	13	13	
DIV. I NON-CONF.	6- 4	123	0	230	141	161	161	14	14	
TOTALS	RPI 1-25	RPI 26-50	W-L RECORDS	RPI 51-100	RPI 101-150	RPI 150+				
14- 8	0- 0	1- 2	OVERALL	0- 3	2- 2	11- 1				
9- 2	0- 0	1- 0	HOME	0- 1	1- 1	7- 0				
4- 5	0- 0	0- 2	AWAY	0- 1	0- 1	4- 1				
1- 1	0- 0	0- 0	NEUTRAL	0- 1	1- 0	0- 0				
6- 4	0- 0	0- 1	NON-CONFERENCE	0- 1	2- 2	4- 0				
4- 1	0- 0	0- 0	HOME	0- 0	1- 1	3- 0				
1- 2	0- 0	0- 1	AWAY	0- 0	0- 1	1- 0				
1- 1	0- 0	0- 0	NEUTRAL	0- 1	1- 0	0- 0				
8- 4	0- 0	1- 1	CONFERENCE	0- 2	0- 0	7- 1				
5- 1	0- 0	1- 0	HOME	0- 1	0- 0	4- 0				
3- 3	0- 0	0- 1	AWAY	0- 1	0- 0	3- 1				
0- 0	0- 0	0- 0	NEUTRAL	0- 0	0- 0	0- 0				

RPI 1-25			RPI 26-50			RPI 51-100			RPI 101+			Team's RPI: 113
RPI	S	Opponent	Score	RPI	S	Opponent	Score	RPI	S	Opponent	Score	
30	A	Western Ky.	65 69	66	N	Colorado	69 77	111	N	Texas Southern	84 68	
32	H	Old Dominion	76 65	78	H	Charlotte	75 83	127	H	Auburn	80 75	
45	A	Oklahoma	75 82	85	A	Rice	53 64	128	H	Boise St.	81 83	
								148	A	Memphis	52 77	
								173	H	Samford	76 69	
								177	H	Fla. Atlantic	92 73	
								216	H	UTEP	63 51	
								223	A	Southern Miss.	74 68	
								235	H	South Alabama	77 61	
								241	A	Louisiana Tech	71 51	
								246	A	Marshall	56 61	
								262	A	North Texas	51 50	
								286	H	FIU	71 58	
								298	H	UTSA	94 55	
								326	A	Alcorn	86 65	
								334	H	McNeese	97 70	
LAST 10 Division I												
262	A	North Texas	51 50	223	A	Southern Miss.	74 68					
85	A	Rice	53 64	177	H	Fla. Atlantic	92 73					
216	H	UTEP	63 51	286	H	FIU	71 58					
298	H	UTSA	94 55	246	A	Marshall	56 61					
241	A	Louisiana Tech	71 51	30	A	Western Ky.	65 69					

Non-Div I Games: Ala.-Huntsville 74 57 Tuskegee 103 60

UAB

Loss, Non-Conf, S Site, H Home A Away N Neutral

Average RPI Win:	250	WON-LOST	WINNING	LAST 10	STRENGTH OF	OPP. STRENGTH	TEAM	ADJ.	CONF.	ADJ CONF.
Average RPI Loss:	156	RECORD	PCT. RANK	GAMES	SCHEDULE	OF SCHEDULE	RPI	RPI	RPI	RPI
DIV. I ONLY	12- 10	146	8-2	217	226	165	165	28	28	
DIV. I NON-CONF.	4- 8	235	0	100	148	206	206	26	26	
TOTALS	RPI 1-25	RPI 26-50	W-L RECORDS	RPI 51-100	RPI 101-150	RPI 150+				
12- 10	0- 1	0- 0	OVERALL	0- 3	1- 0	11- 6				
8- 2	0- 0	0- 0	HOME	0- 0	1- 0	7- 2				
4- 8	0- 1	0- 0	AWAY	0- 3	0- 0	4- 4				
0- 0	0- 0	0- 0	NEUTRAL	0- 0	0- 0	0- 0				
4- 8	0- 1	0- 0	NON-CONFERENCE	0- 3	1- 0	3- 4				
3- 2	0- 0	0- 0	HOME	0- 0	1- 0	2- 2				
1- 6	0- 1	0- 0	AWAY	0- 3	0- 0	1- 2				
0- 0	0- 0	0- 0	NEUTRAL	0- 0	0- 0	0- 0				
8- 2	0- 0	0- 0	CONFERENCE	0- 0	0- 0	8- 2				
5- 0	0- 0	0- 0	HOME	0- 0	0- 0	5- 0				
3- 2	0- 0	0- 0	AWAY	0- 0	0- 0	3- 2				
0- 0	0- 0	0- 0	NEUTRAL	0- 0	0- 0	0- 0				

RPI 1-25				RPI 26-50				RPI 51-100				RPI 101+ Team's RPI: 165			
RPI	S	Opponent	Score	RPI	S	Opponent	Score	RPI	S	Opponent	Score	RPI	S	Opponent	Score
10	A	Stanford	55 67					55	A	Fresno St.	65 73	132	H	Boston U.	75 68
								58	A	Minnesota	67 76	158	A	Saint Mary's (CA)	74 83
								90	A	Montana St.	65 77	180	H	Hawaii	62 49
												186	A	Northern Ariz.	71 61
												187	A	Pepperdine	67 70
												203	H	Santa Clara	61 62
												206	H	Portland St.	70 76
												232	A	Cal St. Fullerton	72 61
												243	H	San Francisco	79 67
												267	H	Long Beach St.	57 55
												271	A	UC Santa Barbara	56 46
												271	H	UC Santa Barbara	66 63
												287	H	CSUN	61 39
												288	A	UC Riverside	70 75
												303	A	UC Irvine	68 73
												307	H	Sacramento St.	77 75
												312	A	Cal Poly	42 36
												312	H	Cal Poly	71 58
LAST 10 Division I															
312	H	Cal Poly	71 58	312	A	Cal Poly	42 36								
303	A	UC Irvine	68 73	271	A	UC Santa Barbara	56 46								
232	A	Cal St. Fullerton	72 61	267	H	Long Beach St.	57 55								
271	H	UC Santa Barbara	66 63	180	H	Hawaii	62 49								
287	H	CSUN	61 39	288	A	UC Riverside	70 75								

Non-Div I Games: William Jessup 96 32

UC Davis

■ Loss,
 ■ Non-Conf,
 ■ S Site,
 ■ Home
 ■ A Away
 N Neutral

U
C
I
r
v
i
n
eU
C
I
r
v
i
n
e

UC Irvine

Page 300

Average RPI Win:	268	WON-LOST	WINNING	LAST 10	STRENGTH OF	OPP. STRENGTH	TEAM	ADJ.	CONF.	ADJ CONF.
Average RPI Loss:	187	RECORD	PCT. RANK	GAMES	SCHEDULE	OF SCHEDULE	RPI	RPI	RPI	RPI
DIV. I ONLY	7- 16	280	4-6	242	237	288	288	28	28	
DIV. I NON-CONF.	4- 10	259	1-0	195	199	260	260	26	26	
TOTALS	RPI 1-25	RPI 26-50	W-L RECORDS	RPI 51-100	RPI 101-150	RPI 150+				
7- 16	0- 2	0- 0	OVERALL	0- 1	0- 2	7- 11				
5- 4	0- 0	0- 0	HOME	0- 1	0- 0	5- 3				
2- 12	0- 2	0- 0	AWAY	0- 0	0- 2	2- 8				
0- 0	0- 0	0- 0	NEUTRAL	0- 0	0- 0	0- 0				
4- 10	0- 2	0- 0	NON-CONFERENCE	0- 1	0- 2	4- 5				
3- 2	0- 0	0- 0	HOME	0- 1	0- 0	3- 1				
1- 8	0- 2	0- 0	AWAY	0- 0	0- 2	1- 4				
0- 0	0- 0	0- 0	NEUTRAL	0- 0	0- 0	0- 0				
3- 6	0- 0	0- 0	CONFERENCE	0- 0	0- 0	3- 6				
2- 2	0- 0	0- 0	HOME	0- 0	0- 0	2- 2				
1- 4	0- 0	0- 0	AWAY	0- 0	0- 0	1- 4				
0- 0	0- 0	0- 0	NEUTRAL	0- 0	0- 0	0- 0				

RPI 1-25				RPI 26-50				RPI 51-100				RPI 101+ Team's RPI: 288			
RPI	S	Opponent	Score	RPI	S	Opponent	Score	RPI	S	Opponent	Score	RPI	S	Opponent	Score
2	A	Oregon	41 84					82	H	Southern California	59 76	117	A	VCU	51 67
21	A	Arizona	27 70									136	A	California	61 84
												165	H	UC Davis	75 70
												168	A	Southern Utah	68 79
												180	A	Hawaii	57 80
												180	H	Hawaii	59 65
												207	A	New Mexico	70 80
												216	A	UTEP	50 63
												219	H	CSU Bakersfield	53 52
												232	A	Cal St. Fullerton	61 71
												254	A	Colorado St.	40 52
												267	A	Long Beach St.	67 73
												271	H	UC Santa Barbara	66 61
												287	A	CSUN	67 62
												291	H	California Baptist	80 64
												303	H	UC Irvine	53 77
												312	A	Cal Poly	70 75
												319	H	Weber St.	54 64
												322	A	New Mexico St.	60 58
												324	H	Utah Valley	67 53
LAST 10 Division I															
232	A	Cal St. Fullerton	61 71	312	A	Cal Poly	70 75								
287	A	CSUN	67 62	271	H	UC Santa Barbara	66 61								
303	H	UC Irvine	53 77	180	A	Hawaii	57 80								
267	A	Long Beach St.	67 73	165	H	UC Davis	75 70								
180	H	Hawaii	59 65	219	H	CSU Bakersfield	53 52								

Non-Div I Games:

UC Riverside

 Loss,
 Non-Conf,
 S Site,
 H Home
 A Away
N Neutral

Average RPI Win:	269	WON-LOST	WINNING	LAST 10	STRENGTH OF	OPP. STRENGTH	TEAM	ADJ.	CONF.	ADJ CONF.
Average RPI Loss:	177	RECORD	PCT. RANK	GAMES	SCHEDULE	OF SCHEDULE	RPI	RPI	RPI	RPI
DIV. I ONLY	8- 13	245	4-6	230	287	271	271	28	28	
DIV. I NON-CONF.	4- 8	235	0-1	174	286	261	261	26	26	
TOTALS	RPI 1-25	RPI 26-50	W-L RECORDS	RPI 51-100	RPI 101-150	RPI 150+				
8- 13	0- 1	0- 0	OVERALL	1- 1	0- 2	7- 9				
5- 5	0- 0	0- 0	HOME	1- 0	0- 2	4- 3				
2- 7	0- 1	0- 0	AWAY	0- 0	0- 0	2- 6				
1- 1	0- 0	0- 0	NEUTRAL	0- 1	0- 0	1- 0				
4- 8	0- 1	0- 0	NON-CONFERENCE	1- 1	0- 2	3- 4				
3- 2	0- 0	0- 0	HOME	1- 0	0- 2	2- 0				
0- 5	0- 1	0- 0	AWAY	0- 0	0- 0	0- 4				
1- 1	0- 0	0- 0	NEUTRAL	0- 1	0- 0	1- 0				
4- 5	0- 0	0- 0	CONFERENCE	0- 0	0- 0	4- 5				
2- 3	0- 0	0- 0	HOME	0- 0	0- 0	2- 3				
2- 2	0- 0	0- 0	AWAY	0- 0	0- 0	2- 2				
0- 0	0- 0	0- 0	NEUTRAL	0- 0	0- 0	0- 0				

RPI 1-25				RPI 26-50				RPI 51-100				RPI 101+ Team's RPI: 271			
RPI	S	Opponent	Score	RPI	S	Opponent	Score	RPI	S	Opponent	Score	RPI	S	Opponent	Score
21	A	Arizona	42 61					82	H	Southern California	57 46	106	H	Pacific	53 63
								89	N	SFA	56 67	147	H	San Jose St.	70 73
												158	A	Saint Mary's (CA)	43 64
												165	A	UC Davis	63 66
												165	H	UC Davis	46 56
												180	H	Hawaii	51 63
												219	A	CSU Bakersfield	62 66
												232	A	Cal St. Fullerton	75 66
												232	H	Cal St. Fullerton	68 70
												238	A	Grand Canyon	57 58
												242	H	San Diego St.	64 52
												288	A	UC Riverside	61 66
												291	A	California Baptist	81 85
												303	A	UC Irvine	65 61
												303	H	UC Irvine	67 57
												312	H	Cal Poly	52 50
												324	H	Utah Valley	59 51
												350	N	Chicago St.	96 65
LAST 10 Division I															
180	H	Hawaii	51 63	288	A	UC Riverside	61 66								
303	H	UC Irvine	67 57	303	A	UC Irvine	65 61								
165	A	UC Davis	63 66	312	H	Cal Poly	52 50								
232	A	Cal St. Fullerton	75 66	232	H	Cal St. Fullerton	68 70								
165	H	UC Davis	46 56	21	A	Arizona	42 61								

Non-Div I Games: Ottawa (AZ) 72 57

UC Santa Barbara

■ Loss,
 ■ Non-Conf,
 ■ S Site,
 ■ Home
 ■ A Away
 N Neutral

Average RPI Win:	173	WON-LOST	WINNING	LAST 10	STRENGTH OF	OPP. STRENGTH	TEAM	ADJ.	CONF.	ADJ CONF.
Average RPI Loss:	55	RECORD	PCT. RANK	GAMES	SCHEDULE	OF SCHEDULE	RPI	RPI	RPI	RPI
DIV. I ONLY	14- 8	89	6-4	41	75	50	50	9	9	
DIV. I NON-CONF.	8- 4	90	0	17	72	40	40	9	9	
TOTALS	RPI 1-25	RPI 26-50	W-L RECORDS	RPI 51-100	RPI 101-150	RPI 150+				
14- 8	1- 3	0- 1	OVERALL	2- 3	1- 1	10- 0				
10- 1	1- 1	0- 0	HOME	0- 0	1- 0	8- 0				
4- 5	0- 1	0- 0	AWAY	2- 3	0- 1	2- 0				
0- 2	0- 1	0- 1	NEUTRAL	0- 0	0- 0	0- 0				
8- 4	1- 2	0- 1	NON-CONFERENCE	1- 1	0- 0	6- 0				
7- 0	1- 0	0- 0	HOME	0- 0	0- 0	6- 0				
1- 2	0- 1	0- 0	AWAY	1- 1	0- 0	0- 0				
0- 2	0- 1	0- 1	NEUTRAL	0- 0	0- 0	0- 0				
6- 4	0- 1	0- 0	CONFERENCE	1- 2	1- 1	4- 0				
3- 1	0- 1	0- 0	HOME	0- 0	1- 0	2- 0				
3- 3	0- 0	0- 0	AWAY	1- 2	0- 1	2- 0				
0- 0	0- 0	0- 0	NEUTRAL	0- 0	0- 0	0- 0				

RPI 1-25				RPI 26-50				Team's RPI: 50				RPI 51-100				RPI 101+			
RPI	S	Opponent	Score	RPI	S	Opponent	Score	RPI	S	Opponent	Score	RPI	S	Opponent	Score	RPI	S	Opponent	Score
5	N	UCLA	56 61	44	N	James Madison	43 46	56	A	Belmont	37 72	145	A	Tulane	59 60				
7	H	UConn	52 59					70	A	South Fla.	64 57	148	H	Memphis	82 66				
17	H	Central Mich.	64 58					76	A	Temple	65 67	156	H	Wright St.	69 53				
25	A	FGCU	50 72					84	A	Cincinnati	64 81	158	H	Saint Mary's (CA)	67 58				
								89	A	SFA	63 57	175	A	Houston	67 49				
												178	H	Quinnipiac	80 58				
												188	H	Delaware	75 49				
												208	H	Stetson	66 40				
												231	H	SMU	67 57				
												244	A	Tulsa	62 49				
												275	H	East Carolina	91 55				
												279	H	Pittsburgh	74 58				
LAST 10 Division I																			
175	A	Houston	67 49	145	A	Tulane	59 60												
244	A	Tulsa	62 49	70	A	South Fla.	64 57												
231	H	SMU	67 57	7	H	UConn	52 59												
76	A	Temple	65 67	84	A	Cincinnati	64 81												
148	H	Memphis	82 66	275	H	East Carolina	91 55												

Non-Div I Games:

UCF

Average RPI Win:	114	WON-LOST	WINNING	LAST 10	STRENGTH OF	OPP. STRENGTH	TEAM	ADJ.	CONF.	ADJ CONF.
Average RPI Loss:	52	RECORD	PCT. RANK	GAMES	SCHEDULE	OF SCHEDULE	RPI	RPI	RPI	RPI
DIV. I ONLY	21- 2	8	8-2	42	18	5	5	1	1	
DIV. I NON-CONF.	11- 0	1	0	149	60	13	13	1	1	
TOTALS	RPI 1-25	RPI 26-50	W-L RECORDS	RPI 51-100	RPI 101-150	RPI 150+				
21- 2	3- 1	4- 0	OVERALL	6- 1	3- 0	5- 0				
11- 0	1- 0	2- 0	HOME	2- 0	2- 0	4- 0				
9- 2	2- 1	1- 0	AWAY	4- 1	1- 0	1- 0				
1- 0	0- 0	1- 0	NEUTRAL	0- 0	0- 0	0- 0				
11- 0	1- 0	2- 0	NON-CONFERENCE	2- 0	1- 0	5- 0				
6- 0	0- 0	1- 0	HOME	0- 0	1- 0	4- 0				
4- 0	1- 0	0- 0	AWAY	2- 0	0- 0	1- 0				
1- 0	0- 0	1- 0	NEUTRAL	0- 0	0- 0	0- 0				
10- 2	2- 1	2- 0	CONFERENCE	4- 1	2- 0	0- 0				
5- 0	1- 0	1- 0	HOME	2- 0	1- 0	0- 0				
5- 2	1- 1	1- 0	AWAY	2- 1	1- 0	0- 0				
0- 0	0- 0	0- 0	NEUTRAL	0- 0	0- 0	0- 0				

RPI	S	Opponent	Score	RPI	S	Opponent	Score	RPI	S	Opponent	Score	RPI	S	Opponent	Score
10	A	Stanford	79 69	28	A	Arizona St.	70 61	51	A	Virginia	73 62	106	H	Pacific	68 57
15	A	Indiana	68 58	28	H	Arizona St.	68 66	66	A	Colorado	65 62	136	A	California	74 70
21	A	Arizona	66 92	41	H	Yale	100 65	80	A	Georgia	59 50	137	H	Washington	85 80
21	H	Arizona	70 58	50	N	UCF	61 56	82	A	Southern California	68 70	213	H	Northern Colo.	92 58
								82	H	Southern California	83 59	267	H	Long Beach St.	86 51
								91	A	Utah	84 54	281	H	LMU (CA)	74 52
								92	H	Washington St.	66 50	287	A	CSUN	58 44
												319	H	Weber St.	85 45
LAST 10 Division I															
136	A	California	74 70	137	H	Washington	85 80								
10	A	Stanford	79 69	82	A	Southern California	68 70								
28	A	Arizona St.	70 61	66	A	Colorado	65 62								
21	A	Arizona	66 92	91	A	Utah	84 54								
92	H	Washington St.	66 50	21	H	Arizona	70 58								

Non-Div I Games:

UCLA

Average RPI Win: 113		WON-LOST	WINNING	LAST 10	STRENGTH OF	OPP. STRENGTH	TEAM	ADJ.	CONF.	ADJ CONF.
Average RPI Loss: 3		RECORD	PCT. RANK	GAMES	SCHEDULE	OF SCHEDULE	RPI	RPI	RPI	RPI
DIV. I ONLY		20- 3	15	8-2	18	4	7	7	9	9
DIV. I NON-CONF.		10- 3	57	1-2	4	1	3	3	9	9
TOTALS	RPI 1-25	RPI 26-50		W-L RECORDS		RPI 51-100	RPI 101-150	RPI 150+		
20- 3	1- 3	4- 0		OVERALL		5- 0	5- 0	5- 0		
9- 2	0- 2	1- 0		HOME		2- 0	3- 0	3- 0		
10- 1	1- 1	2- 0		AWAY		3- 0	2- 0	2- 0		
1- 0	0- 0	1- 0		NEUTRAL		0- 0	0- 0	0- 0		
10- 3	1- 3	3- 0		NON-CONFERENCE		3- 0	3- 0	0- 0		
4- 2	0- 2	1- 0		HOME		1- 0	2- 0	0- 0		
5- 1	1- 1	1- 0		AWAY		2- 0	1- 0	0- 0		
1- 0	0- 0	1- 0		NEUTRAL		0- 0	0- 0	0- 0		
10- 0	0- 0	1- 0		CONFERENCE		2- 0	2- 0	5- 0		
5- 0	0- 0	0- 0		HOME		1- 0	1- 0	3- 0		
5- 0	0- 0	1- 0		AWAY		1- 0	1- 0	2- 0		
0- 0	0- 0	0- 0		NEUTRAL		0- 0	0- 0	0- 0		

RPI 1-25					
RPI	S	Opponent	Score	Team's RPI: 7	
1	A	South Carolina	52	70	
2	H	Oregon	56	74	
6	H	Baylor	58	74	
19	A	DePaul	84	74	

RPI 26-50					
RPI	S	Opponent	Score		
26	A	Ohio St.	73	62	
45	N	Oklahoma	97	53	
49	H	Tennessee	60	45	
50	A	UCF	59	52	

RPI 51-100					
RPI	S	Opponent	Score		
51	H	Virginia	83	44	
59	A	Dayton	75	37	
69	A	Seton Hall	92	78	
76	A	Temple	83	54	
84	H	Cincinnati	80	50	

RPI 101+					
RPI	S	Opponent	Score		
104	H	Notre Dame	81	57	
108	A	Vanderbilt	64	51	
136	H	California	72	61	
148	A	Memphis	68	56	
148	H	Memphis	94	55	
166	H	Wichita St.	83	55	
175	H	Houston	91	51	
231	A	SMU	80	42	
244	H	Tulsa	92	34	
275	A	East Carolina	98	42	

EAST 10 Division I					
1	A	South Carolina	52	70	49 H Tennessee 60 45
148	H	Memphis	94	55	244 H Tulsa 92 34
2	H	Oregon	56	74	50 A UCF 59 52
84	H	Cincinnati	80	50	148 A Memphis 68 56
275	A	East Carolina	98	42	175 H Houston 91 51

Non-Div I Games:

UConn

■ Loss, ■ Non-Conf, S Site, H Home A Away N Neutral

Average RPI Win:	293	WON-LOST	WINNING	LAST 10	STRENGTH OF	OPP. STRENGTH	TEAM	ADJ.	CONF.	ADJ CONF.
Average RPI Loss:	197	RECORD	PCT. RANK	GAMES	SCHEDULE	OF SCHEDULE	RPI	RPI	RPI	RPI
DIV. I ONLY	3- 21	339	2-8	307	272	341	341	22	22	
DIV. I NON-CONF.	1- 10	329	0	304	214	338	338	20	20	
TOTALS	RPI 1-25	RPI 26-50	W-L RECORDS	RPI 51-100	RPI 101-150	RPI 150+				
3- 21	0- 1	0- 0	OVERALL	0- 1	0- 3	3- 16				
2- 10	0- 1	0- 0	HOME	0- 1	0- 0	2- 8				
1- 11	0- 0	0- 0	AWAY	0- 0	0- 3	1- 8				
0- 0	0- 0	0- 0	NEUTRAL	0- 0	0- 0	0- 0				
1- 10	0- 1	0- 0	NON-CONFERENCE	0- 0	0- 2	1- 7				
0- 5	0- 1	0- 0	HOME	0- 0	0- 0	0- 4				
1- 5	0- 0	0- 0	AWAY	0- 0	0- 2	1- 3				
0- 0	0- 0	0- 0	NEUTRAL	0- 0	0- 0	0- 0				
2- 11	0- 0	0- 0	CONFERENCE	0- 1	0- 1	2- 9				
2- 5	0- 0	0- 0	HOME	0- 1	0- 0	2- 4				
0- 6	0- 0	0- 0	AWAY	0- 0	0- 1	0- 5				
0- 0	0- 0	0- 0	NEUTRAL	0- 0	0- 0	0- 0				

RPI S	Opponent	Score	RPI S	Opponent	Score	RPI S	Opponent	Score	RPI S	Opponent	Score	Team's RPI: 341
23	H Florida St.	42 86				53	H IUPUI	49 88	102	A Kansas St.	40 84	
									124	A Kansas	50 91	
									138	A Green Bay	36 73	
									156	H Wright St.	43 58	
									160	H Eastern Mich.	59 68	
									164	H Western Mich.	52 80	
									181	A Miami (OH)	35 85	
									185	A Valparaiso	37 63	
									191	A Cleveland St.	44 84	
									191	H Cleveland St.	43 83	
									202	H Northern Ky.	46 88	
									222	H Eastern Ill.	45 80	
									234	A Milwaukee	55 71	
									247	A Youngstown St.	65 77	
									247	H Youngstown St.	59 53	
									282	A Oakland	46 63	
									282	H Oakland	70 64	
									284	H Indiana St.	40 61	
									329	A Purdue Fort Wayne	50 61	
									331	A Detroit Mercy	52 58	
									331	H Detroit Mercy	62 70	
									350	A Chicago St.	73 61	
LAST 10 Division I												
331	A Detroit Mercy	52 58	138	A Green Bay	36 73							
282	A Oakland	46 63	234	A Milwaukee	55 71							
191	H Cleveland St.	43 83	202	H Northern Ky.	46 88							
247	H Youngstown St.	59 53	156	H Wright St.	43 58							
53	H IUPUI	49 88	282	H Oakland	70 64							

Non-Div I Games:

UIC

■ Loss,
■ Non-Conf,
S Site,
■ Home
■ Away
N Neutral

UMBC				Through Games Of Feb. 12, 2020							
Average RPI Win: 272		WON-LOST	WINNING	LAST 10	STRENGTH OF	OPP. STRENGTH	TEAM	ADJ.	CONF.	ADJ CONF.	
Average RPI Loss: 199		RECORD	PCT. RANK	GAMES	SCHEDULE	OF SCHEDULE	RPI	RPI	RPI	RPI	
DIV. I ONLY		7- 14	266	4-6	257	338	293	293	27	27	
DIV. I NON-CONF.		3- 7	252	0	247	335	295	295	27	27	
<hr/>											
TOTALS		RPI 1-25	RPI 26-50	W-L RECORDS	RPI 51-100	RPI 101-150	RPI 150+				
7- 14		0- 0	0- 0	OVERALL	0- 3	0- 1	7- 10				
4- 4		0- 0	0- 0	HOME	0- 1	0- 0	4- 3				
3- 8		0- 0	0- 0	AWAY	0- 2	0- 1	3- 5				
0- 2		0- 0	0- 0	NEUTRAL	0- 0	0- 0	0- 2				
3- 7		0- 0	0- 0	NON-CONFERENCE	0- 1	0- 1	3- 5				
2- 1		0- 0	0- 0	HOME	0- 0	0- 0	2- 1				
1- 4		0- 0	0- 0	AWAY	0- 1	0- 1	1- 2				
0- 2		0- 0	0- 0	NEUTRAL	0- 0	0- 0	0- 2				
4- 7		0- 0	0- 0	CONFERENCE	0- 2	0- 0	4- 5				
2- 3		0- 0	0- 0	HOME	0- 1	0- 0	2- 2				
2- 4		0- 0	0- 0	AWAY	0- 1	0- 0	2- 3				
0- 0		0- 0	0- 0	NEUTRAL	0- 0	0- 0	0- 0				
<hr/>											
RPI 1-25		RPI 26-50		RPI 51-100		RPI 101+		Team's RPI: 293			
RPI	S	Opponent	Score	RPI	S	Opponent	Score	RPI	S	Opponent	Score

Non-Div I Games: Gettysburg 92 50

UMBC

Loss, Non-Conf, S Site, H Home A Away N Neutral

Average RPI Win:	258	WON-LOST	WINNING	LAST 10	STRENGTH OF	OPP. STRENGTH	TEAM	ADJ.	CONF.	ADJ CONF.
Average RPI Loss:	186	RECORD	PCT. RANK	GAMES	SCHEDULE	OF SCHEDULE	RPI	RPI	RPI	RPI
DIV. I ONLY	3- 17	325	2-8	221	302	320	320	29	29	
DIV. I NON-CONF.	1- 10	329	0-1	99	183	303	303	29	29	
TOTALS	RPI 1-25	RPI 26-50	W-L RECORDS	RPI 51-100	RPI 101-150	RPI 150+				
3- 17	0- 0	0- 2	OVERALL	0- 2	0- 4	3- 9				
2- 6	0- 0	0- 0	HOME	0- 0	0- 2	2- 4				
1- 11	0- 0	0- 2	AWAY	0- 2	0- 2	1- 5				
0- 0	0- 0	0- 0	NEUTRAL	0- 0	0- 0	0- 0				
1- 10	0- 0	0- 2	NON-CONFERENCE	0- 2	0- 3	1- 3				
1- 3	0- 0	0- 0	HOME	0- 0	0- 1	1- 2				
0- 7	0- 0	0- 2	AWAY	0- 2	0- 2	0- 1				
0- 0	0- 0	0- 0	NEUTRAL	0- 0	0- 0	0- 0				
2- 7	0- 0	0- 0	CONFERENCE	0- 0	0- 1	2- 6				
1- 3	0- 0	0- 0	HOME	0- 0	0- 1	1- 2				
1- 4	0- 0	0- 0	AWAY	0- 0	0- 0	1- 4				
0- 0	0- 0	0- 0	NEUTRAL	0- 0	0- 0	0- 0				

RPI 1-25				RPI 26-50				RPI 51-100				RPI 101+				Team's RPI: 320
RPI	S	Opponent	Score	RPI	S	Opponent	Score	RPI	S	Opponent	Score	RPI	S	Opponent	Score	
				32	A	Old Dominion	39 48	78	A	Charlotte	44 64	116	H	Richmond	52 64	
				33	A	Virginia Tech	43 86	88	A	Syracuse	50 65	126	A	William & Mary	50 78	
												140	H	N.C. A&T	31 67	
												149	A	UNC Greensboro	48 86	
												170	A	Norfolk St.	45 68	
												196	H	Mt. St. Mary's	78 76	
												240	H	Georgetown	39 57	
												255	H	Howard	58 79	
												256	A	Morgan St.	71 61	
												256	H	Morgan St.	44 55	
												259	H	Longwood	62 71	
												261	A	Delaware St.	58 72	
												275	A	East Carolina	42 57	
												321	H	N.C. Central	65 63	
												342	A	Coppin St.	63 66	
												348	A	South Carolina St.	55 60	
LAST 10 Division I																
				342	A	Coppin St.	63 66	170	A	Norfolk St.	45 68					
				256	A	Morgan St.	71 61	321	H	N.C. Central	65 63					
				261	A	Delaware St.	58 72	140	H	N.C. A&T	31 67					
				256	H	Morgan St.	44 55	255	H	Howard	58 79					
				348	A	South Carolina St.	55 60	78	A	Charlotte	44 64					

Non-Div I Games: Greensboro 65 48 Wesley 75 29

UMES

Loss, Non-Conf, S Site, H Home A Away N Neutral

U
M
K
C

U
M
K
C

UMKC

Page 309

Average RPI Win:	291	WON-LOST	WINNING	LAST 10	STRENGTH OF	OPP. STRENGTH	TEAM	ADJ.	CONF.	ADJ CONF.
Average RPI Loss:	139	RECORD	PCT. RANK	GAMES	SCHEDULE	OF SCHEDULE	RPI	RPI	RPI	RPI
DIV. I ONLY	12- 13	188	6-4	246	292	225	225	27	27	
DIV. I NON-CONF.	4- 9	250	0	246	265	282	282	27	27	
TOTALS	RPI 1-25	RPI 26-50	W-L RECORDS	RPI 51-100	RPI 101-150	RPI 150+				
12- 13	0- 0	0- 1	OVERALL	0- 4	0- 3	12- 5				
7- 5	0- 0	0- 1	HOME	0- 1	0- 1	7- 2				
5- 8	0- 0	0- 0	AWAY	0- 3	0- 2	5- 3				
0- 0	0- 0	0- 0	NEUTRAL	0- 0	0- 0	0- 0				
4- 9	0- 0	0- 1	NON-CONFERENCE	0- 2	0- 3	4- 3				
2- 4	0- 0	0- 1	HOME	0- 0	0- 1	2- 2				
2- 5	0- 0	0- 0	AWAY	0- 2	0- 2	2- 1				
0- 0	0- 0	0- 0	NEUTRAL	0- 0	0- 0	0- 0				
8- 4	0- 0	0- 0	CONFERENCE	0- 2	0- 0	8- 2				
5- 1	0- 0	0- 0	HOME	0- 1	0- 0	5- 0				
3- 3	0- 0	0- 0	AWAY	0- 1	0- 0	3- 2				
0- 0	0- 0	0- 0	NEUTRAL	0- 0	0- 0	0- 0				

RPI S	Opponent	Score	RPI S	Opponent	Score	RPI S	Opponent	Score	RPI S	Opponent	Score	Team's RPI: 225
			41 H	Yale	59 67	68 A	Stony Brook	41 60	124 A	Kansas	44 79	
						68 H	Stony Brook	69 89	142 H	Cornell	56 70	
						77 A	Boston College	46 89	143 A	Providence	38 63	
						94 A	Colgate	51 73	151 H	Massachusetts	58 74	
									179 A	Binghamton	66 56	
									193 H	Dartmouth	51 62	
									199 A	Merrimack	50 73	
									215 A	Maine	53 77	
									215 H	Maine	66 57	
									265 A	New Hampshire	66 53	
									265 H	New Hampshire	58 53	
									293 A	UMBC	52 65	
									293 H	UMBC	75 64	
									297 H	Vermont	61 47	
									310 H	Albany (NY)	53 51	
									314 A	Bryant	55 35	
									325 H	Fairleigh Dickinson	61 56	
									336 H	LIU Brooklyn	65 56	
									344 A	Central Conn. St.	56 54	
									349 A	Hartford	68 63	
LAST 10 Division I												
215 A	Maine	53 77	297 H	Vermont	61 47							
293 A	UMBC	52 65	310 H	Albany (NY)	53 51							
68 H	Stony Brook	69 89	215 H	Maine	66 57							
265 A	New Hampshire	66 53	179 A	Binghamton	66 56							
68 A	Stony Brook	41 60	349 A	Hartford	68 63							

Non-Div I Games:

UMass Lowell

■ Loss,
 ■ Non-Conf,
 ■ S Site,
 ■ H Home
 ■ A Away
 N Neutral

UNC Asheville

Through Games Of Feb. 12, 2020

Average RPI Win:	264	WON-LOST	WINNING	LAST 10	STRENGTH OF	OPP. STRENGTH	TEAM	ADJ.	CONF.	ADJ CONF.
Average RPI Loss:	199	RECORD	PCT. RANK	GAMES	SCHEDULE	OF SCHEDULE	RPI	RPI	RPI	RPI
DIV. I ONLY	11- 10	160	4-6	297	333	233	233	25	25	
DIV. I NON-CONF.	4- 3	138	0	337	315	236	236	28	28	
TOTALS	RPI 1-25	RPI 26-50	W-L RECORDS	RPI 51-100	RPI 101-150	RPI 150+				
11- 10	0- 0	0- 0	OVERALL	0- 1	1- 2	10- 7				
4- 5	0- 0	0- 0	HOME	0- 0	1- 1	3- 4				
6- 5	0- 0	0- 0	AWAY	0- 1	0- 1	6- 3				
1- 0	0- 0	0- 0	NEUTRAL	0- 0	0- 0	1- 0				
4- 3	0- 0	0- 0	NON-CONFERENCE	0- 1	0- 1	4- 1				
1- 1	0- 0	0- 0	HOME	0- 0	0- 1	1- 0				
2- 2	0- 0	0- 0	AWAY	0- 1	0- 0	2- 1				
1- 0	0- 0	0- 0	NEUTRAL	0- 0	0- 0	1- 0				
7- 7	0- 0	0- 0	CONFERENCE	0- 0	1- 1	6- 6				
3- 4	0- 0	0- 0	HOME	0- 0	1- 0	2- 4				
4- 3	0- 0	0- 0	AWAY	0- 0	0- 1	4- 2				
0- 0	0- 0	0- 0	NEUTRAL	0- 0	0- 0	0- 0				

RPI 1-25				RPI 26-50				RPI 51-100				RPI 101+				Team's RPI: 233	
RPI	S	Opponent	Score	RPI	S	Opponent	Score	RPI	S	Opponent	Score	RPI	S	Opponent	Score		
								75	A	Miami (FL)	46 75	103	A	Campbell	52 59		
												103	H	Campbell	60 52		
												149	H	UNC Greensboro	40 67		
												161	A	Hampton	59 68		
												161	H	Hampton	66 76		
												194	H	High Point	76 60		
												214	H	Gardner-Webb	59 65		
												217	A	Radford	63 50		
												236	N	Southern U.	53 34		
												257	A	Winthrop	50 43		
												259	A	Longwood	56 73		
												259	H	Longwood	51 54		
												266	A	Wofford	38 75		
												268	A	ETSU	72 54		
												305	A	Presbyterian	64 48		
												305	H	Presbyterian	54 39		
												332	A	USC Upstate	68 48		
												337	A	Western Caro.	64 47		
												343	H	Charleston So.	48 60		
												348	H	South Carolina St.	82 51		
LAST 10 Division I																	
				305	A	Presbyterian	64 48	259	A	Longwood	56 73						
				103	A	Campbell	52 59	214	H	Gardner-Webb	59 65						
				259	H	Longwood	51 54	343	H	Charleston So.	48 60						
				161	H	Hampton	66 76	217	A	Radford	63 50						
				257	A	Winthrop	50 43	194	H	High Point	76 60						

Non-Div I Games: Montreat 89 45 Lenoir-Rhyne 68 48

UNC Asheville

Loss, Non-Conf, S Site, H Home A Away N Neutral

UNC Greensboro

Through Games Of Feb. 12, 2020

Average RPI Win:	242	WON-LOST	WINNING	LAST 10	STRENGTH OF	OPP. STRENGTH	TEAM	ADJ.	CONF.	ADJ CONF.
Average RPI Loss:	161	RECORD	PCT. RANK	GAMES	SCHEDULE	OF SCHEDULE	RPI	RPI	RPI	RPI
DIV. I ONLY	14- 7	72	7-3	290	239	149	149	26	26	
DIV. I NON-CONF.	8- 4	90	1-0	154	294	95	95	21	21	
TOTALS	RPI 1-25	RPI 26-50	W-L RECORDS	RPI 51-100	RPI 101-150	RPI 150+				
14- 7	0- 0	0- 0	OVERALL	1- 1	1- 3	12- 3				
8- 2	0- 0	0- 0	HOME	0- 0	0- 1	8- 1				
6- 5	0- 0	0- 0	AWAY	1- 1	1- 2	4- 2				
0- 0	0- 0	0- 0	NEUTRAL	0- 0	0- 0	0- 0				
8- 4	0- 0	0- 0	NON-CONFERENCE	1- 1	1- 3	6- 0				
4- 1	0- 0	0- 0	HOME	0- 0	0- 1	4- 0				
4- 3	0- 0	0- 0	AWAY	1- 1	1- 2	2- 0				
0- 0	0- 0	0- 0	NEUTRAL	0- 0	0- 0	0- 0				
6- 3	0- 0	0- 0	CONFERENCE	0- 0	0- 0	6- 3				
4- 1	0- 0	0- 0	HOME	0- 0	0- 0	4- 1				
2- 2	0- 0	0- 0	AWAY	0- 0	0- 0	2- 2				
0- 0	0- 0	0- 0	NEUTRAL	0- 0	0- 0	0- 0				

RPI 1-25				RPI 26-50				RPI 51-100				RPI 101+				Team's RPI: 149	
RPI	S	Opponent	Score	RPI	S	Opponent	Score	RPI	S	Opponent	Score	RPI	S	Opponent	Score		
								99	A	Coastal Caro.	54	63	103	A	Campbell	64	72
								100	A	Liberty	58	53	115	A	Wake Forest	67	65
													116	H	Richmond	62	70
													140	A	N.C. A&T	48	57
													173	H	Samford	42	56
													189	A	Furman	59	53
													194	H	High Point	82	70
													229	A	Chattanooga	59	74
													229	H	Chattanooga	49	41
													233	A	UNC Asheville	67	40
													250	H	Appalachian St.	54	47
													258	A	Col. of Charleston	69	56
													266	A	Wofford	61	66
													268	A	ETSU	65	45
													268	H	ETSU	63	47
													315	H	Georgia St.	64	49
													318	H	Mercer	67	51
													320	H	UMES	86	48
													337	H	Western Caro.	54	43
LAST 10 Division I																	
268	A	ETSU	65	45	189	A	Furman	59	53								
229	A	Chattanooga	59	74	337	H	Western Caro.	54	43								
173	H	Samford	42	56	229	H	Chattanooga	49	41								
318	H	Mercer	67	51	268	H	ETSU	63	47								
266	A	Wofford	61	66	250	H	Appalachian St.	54	47								

Non-Div I Games: Erskine 106 44 Concord 80 45 Lenoir-Rhyne 84 59

UNC Greensboro

Loss, Non-Conf, S Site, H Home A Away N Neutral

Average RPI Win:	257	WON-LOST	WINNING	LAST 10	STRENGTH OF	OPP. STRENGTH	TEAM	ADJ.	CONF.	ADJ CONF.
Average RPI Loss:	143	RECORD	PCT. RANK	GAMES	SCHEDULE	OF SCHEDULE	RPI	RPI	RPI	RPI
DIV. I ONLY	5- 15	301	2-8	123	229	264	264	14	14	
DIV. I NON-CONF.	2- 7	288	0	145	330	283	283	13	13	
TOTALS	RPI 1-25	RPI 26-50	W-L RECORDS	RPI 51-100	RPI 101-150	RPI 150+				
5- 15	0- 1	0- 1	OVERALL	0- 3	1- 5	4- 5				
2- 8	0- 0	0- 1	HOME	0- 2	0- 2	2- 3				
3- 6	0- 1	0- 0	AWAY	0- 0	1- 3	2- 2				
0- 1	0- 0	0- 0	NEUTRAL	0- 1	0- 0	0- 0				
2- 7	0- 1	0- 0	NON-CONFERENCE	0- 2	0- 1	2- 3				
1- 3	0- 0	0- 0	HOME	0- 1	0- 0	1- 2				
1- 3	0- 1	0- 0	AWAY	0- 0	0- 1	1- 1				
0- 1	0- 0	0- 0	NEUTRAL	0- 1	0- 0	0- 0				
3- 8	0- 0	0- 1	CONFERENCE	0- 1	1- 4	2- 2				
1- 5	0- 0	0- 1	HOME	0- 1	0- 2	1- 1				
2- 3	0- 0	0- 0	AWAY	0- 0	1- 2	1- 1				
0- 0	0- 0	0- 0	NEUTRAL	0- 0	0- 0	0- 0				

RPI	S	Opponent	Score	RPI	S	Opponent	Score	RPI	S	Opponent	Score	RPI	S	Opponent	Score	Team's RPI: 264
14	A	NC State	40 80	44	H	James Madison	58 66	54	H	Drexel	72 73	115	A	Wake Forest	55 65	
								81	N	North Carolina	45 85	126	A	William & Mary	72 55	
								99	H	Coastal Caro.	43 62	126	H	William & Mary	55 63	
												139	A	Elon	53 77	
												139	H	Elon	57 60	
												144	A	Northeastern	61 63	
												183	H	Towson	41 62	
												188	H	Delaware	71 65	
												227	H	Kennesaw St.	56 58	
												257	H	Winthrop	63 75	
												258	A	Col. of Charleston	63 67	
												259	A	Longwood	58 59	
												305	A	Presbyterian	70 60	
												316	A	Hofstra	62 59	
												348	H	South Carolina St.	84 46	
LAST 10 Division I																
126	H	William & Mary	55 63	183	H	Towson	41 62									
139	H	Elon	57 60	44	H	James Madison	58 66									
144	A	Northeastern	61 63	139	A	Elon	53 77									
316	A	Hofstra	62 59	126	A	William & Mary	72 55									
258	A	Col. of Charleston	63 67	54	H	Drexel	72 73									

Non-Div I Games: Catawba 75 78 Mount Olive 75 67

UNCW

Loss, Non-Conf, S Site, H Home A Away N Neutral

UNI		WON-LOST	WINNING	LAST 10	STRENGTH OF	OPP. STRENGTH	TEAM	ADJ.	CONF.	ADJ CONF.
Average RPI Win: 161		RECORD	PCT. RANK	GAMES	SCHEDULE	OF SCHEDULE	RPI	RPI	RPI	RPI
Average RPI Loss: 36										
DIV. I ONLY		13- 8	98	6-4	53	29	48	48	7	7
DIV. I NON-CONF.		7- 3	80	0	109	3	48	48	7	7

TOTALS	RPI 1-25		RPI 26-50		W-L RECORDS		RPI 51-100		RPI 101-150	RPI 150+
13- 8	1- 2		1- 4		OVERALL		3- 2		2- 0	6- 0
8- 1	1- 1		0- 0		HOME		2- 0		1- 0	4- 0
5- 5	0- 1		1- 3		AWAY		1- 1		1- 0	2- 0
0- 2	0- 0		0- 1		NEUTRAL		0- 1		0- 0	0- 0
7- 3	1- 0		1- 2		NON-CONFERENCE		1- 1		1- 0	3- 0
3- 0	1- 0		0- 0		HOME		1- 0		0- 0	1- 0
4- 1	0- 0		1- 1		AWAY		0- 0		1- 0	2- 0
0- 2	0- 0		0- 1		NEUTRAL		0- 1		0- 0	0- 0
6- 5	0- 2		0- 2		CONFERENCE		2- 1		1- 0	3- 0
5- 1	0- 1		0- 0		HOME		1- 0		1- 0	3- 0
1- 4	0- 1		0- 2		AWAY		1- 1		0- 0	0- 0
0- 0	0- 0		0- 0		NEUTRAL		0- 0		0- 0	0- 0

RPI 1-25				RPI 26-50				Team's RPI: 48				RPI 51-100				RPI 101+			
RPI	S	Opponent	Score	RPI	S	Opponent	Score	RPI	S	Opponent	Score	RPI	S	Opponent	Score	RPI	S	Opponent	Score
4	A	Missouri St.	66 80	26	N	Ohio St.	46 64	53	H	IUPUI	51 50	133	A	Missouri	78 73				
4	H	Missouri St.	55 66	29	A	Drake	87 104	67	N	Alabama	77 87	134	H	Loyola Chicago	70 50				
8	H	Iowa	88 66	35	A	Creighton	54 57	79	A	Illinois St.	57 65	166	A	Wichita St.	61 50				
				42	A	Iowa St.	71 63	83	A	Southern Ill.	60 57	185	H	Valparaiso	77 70				
				43	A	Bradley	47 61	83	H	Southern Ill.	71 66	284	H	Indiana St.	73 43				
LAST 10 Division I																			
				83	H	Southern Ill.	71 66	43	A	Bradley	47 61								
				4	H	Missouri St.	55 66	284	H	Indiana St.	73 43								
				185	H	Valparaiso	77 70	328	H	Evansville	76 60								
				134	H	Loyola Chicago	70 50	4	A	Missouri St.	66 80								
				79	A	Illinois St.	57 65	83	A	Southern Ill.	60 57								

Non-Div I Games: Northwest Mo. St. 78 53

UNI

Loss, Non-Conf, S Site, H Home A Away N Neutral

Average RPI Win:	217	WON-LOST	WINNING	LAST 10	STRENGTH OF	OPP. STRENGTH	TEAM	ADJ.	CONF.	ADJ CONF.
Average RPI Loss:	141	RECORD	PCT. RANK	GAMES	SCHEDULE	OF SCHEDULE	RPI	RPI	RPI	RPI
DIV. I ONLY	12- 12	174	6-4	168	159	184	184	17	17	
DIV. I NON-CONF.	4- 7	225	0	185	56	243	243	23	23	
TOTALS	RPI 1-25	RPI 26-50	W-L RECORDS	RPI 51-100	RPI 101-150	RPI 150+				
12- 12	0- 0	0- 1	OVERALL	2- 4	1- 2	9- 5				
8- 5	0- 0	0- 1	HOME	2- 2	1- 1	5- 1				
4- 7	0- 0	0- 0	AWAY	0- 2	0- 1	4- 4				
0- 0	0- 0	0- 0	NEUTRAL	0- 0	0- 0	0- 0				
4- 7	0- 0	0- 1	NON-CONFERENCE	2- 2	0- 1	2- 3				
3- 4	0- 0	0- 1	HOME	2- 1	0- 1	1- 1				
1- 3	0- 0	0- 0	AWAY	0- 1	0- 0	1- 2				
0- 0	0- 0	0- 0	NEUTRAL	0- 0	0- 0	0- 0				
8- 5	0- 0	0- 0	CONFERENCE	0- 2	1- 1	7- 2				
5- 1	0- 0	0- 0	HOME	0- 1	1- 0	4- 0				
3- 4	0- 0	0- 0	AWAY	0- 1	0- 1	3- 2				
0- 0	0- 0	0- 0	NEUTRAL	0- 0	0- 0	0- 0				

RPI S	Opponent	Score	RPI S	Opponent	Score	RPI S	Opponent	Score	RPI S	Opponent	Score	Team's RPI: 184
36	H Duke	45 57	51	H Virginia	55 63	128	H Boise St.	66 65				
			55	A Fresno St.	58 72	139	H Elon	44 50				
			55	H Fresno St.	66 72	147	A San Jose St.	60 62				
			63	H St. John's (NY)	79 75	168	A Southern Utah	68 72				
			70	H South Fla.	61 51	187	A Pepperdine	69 44				
			82	A Southern California	54 75	204	H Wyoming	65 53				
						207	A New Mexico	68 51				
						232	H Cal St. Fullerton	58 64				
						238	A Grand Canyon	51 53				
						242	A San Diego St.	39 48				
						251	A Nevada	59 62				
						251	H Nevada	66 64				
						254	H Colorado St.	56 52				
						290	A Utah St.	60 46				
						290	H Utah St.	69 45				
						311	A Air Force	67 60				
						348	H South Carolina St.	66 57				
LAST 10 Division I												
251	A Nevada	59 62	251	H Nevada	66 64							
55	A Fresno St.	58 72	207	A New Mexico	68 51							
290	H Utah St.	69 45	147	A San Jose St.	60 62							
254	H Colorado St.	56 52	204	H Wyoming	65 53							
242	A San Diego St.	39 48	128	H Boise St.	66 65							

Non-Div I Games:

UNLV

■ Loss,
 ■ Non-Conf,
 ■ S Site,
 ■ H Home
 ■ A Away
 N Neutral

USC Upstate

Through Games Of Feb. 12, 2020

Average RPI Win:	337	WON-LOST	WINNING	LAST 10	STRENGTH OF	OPP. STRENGTH	TEAM	ADJ.	CONF.	ADJ CONF.
Average RPI Loss:	186	RECORD	PCT. RANK	GAMES	SCHEDULE	OF SCHEDULE	RPI	RPI	RPI	RPI
DIV. I ONLY	6- 15	289	2-8	336	297	332	332	25	25	
DIV. I NON-CONF.	3- 4	201	0	340	175	299	299	28	28	
TOTALS	RPI 1-25	RPI 26-50	W-L RECORDS	RPI 51-100	RPI 101-150	RPI 150+				
6- 15	0- 1	0- 0	OVERALL	0- 1	0- 2	6- 11				
5- 6	0- 0	0- 0	HOME	0- 0	0- 1	5- 5				
1- 9	0- 1	0- 0	AWAY	0- 1	0- 1	1- 6				
0- 0	0- 0	0- 0	NEUTRAL	0- 0	0- 0	0- 0				
3- 4	0- 1	0- 0	NON-CONFERENCE	0- 1	0- 0	3- 2				
3- 0	0- 0	0- 0	HOME	0- 0	0- 0	3- 0				
0- 4	0- 1	0- 0	AWAY	0- 1	0- 0	0- 2				
0- 0	0- 0	0- 0	NEUTRAL	0- 0	0- 0	0- 0				
3- 11	0- 0	0- 0	CONFERENCE	0- 0	0- 2	3- 9				
2- 6	0- 0	0- 0	HOME	0- 0	0- 1	2- 5				
1- 5	0- 0	0- 0	AWAY	0- 0	0- 1	1- 4				
0- 0	0- 0	0- 0	NEUTRAL	0- 0	0- 0	0- 0				

RPI	S	Opponent	Score	RPI	S	Opponent	Score	RPI	S	Opponent	Score	RPI	S	Opponent	Score	Team's RPI: 332
1	A	South Carolina	32 112					80	A	Georgia	53 67	103	A	Campbell	38 50	
												103	H	Campbell	72 80	
												161	A	Hampton	40 60	
												190	A	Jacksonville	43 87	
												194	A	High Point	46 85	
												194	H	High Point	45 81	
												214	A	Gardner-Webb	53 63	
												217	H	Radford	41 57	
												233	H	UNC Asheville	48 68	
												257	H	Winthrop	38 52	
												259	H	Longwood	62 70	
												275	A	East Carolina	48 69	
												305	A	Presbyterian	42 55	
												305	H	Presbyterian	70 60	
												337	H	Western Caro.	70 62	
												343	A	Charleston So.	71 64	
												343	H	Charleston So.	70 53	
												345	H	Florida A&M	74 61	
												348	H	South Carolina St.	58 47	
LAST 10 Division I																
343	A	Charleston So.	71 64	217	H	Radford	41 57									
194	H	High Point	45 81	214	A	Gardner-Webb	53 63									
305	H	Presbyterian	70 60	161	A	Hampton	40 60									
103	H	Campbell	72 80	259	H	Longwood	62 70									
305	A	Presbyterian	42 55	257	H	Winthrop	38 52									

Non-Div I Games: Mars Hill 89 31 UNKNOWN 71 49

USC Upstate

Loss, Non-Conf, S Site, H Home A Away N Neutral

Average RPI Win:	240	WON-LOST	WINNING	LAST 10	STRENGTH OF	OPP. STRENGTH	TEAM	ADJ.	CONF.	ADJ CONF.
Average RPI Loss:	80	RECORD	PCT. RANK	GAMES	SCHEDULE	OF SCHEDULE	RPI	RPI	RPI	RPI
DIV. I ONLY	13- 10	132	6-4	98	174	120	120	21	21	
DIV. I NON-CONF.	6- 6	164	0	75	69	115	115	19	19	
TOTALS	RPI 1-25	RPI 26-50	W-L RECORDS	RPI 51-100	RPI 101-150	RPI 150+				
13- 10	0- 3	0- 1	OVERALL	0- 4	1- 1	12- 1				
8- 3	0- 0	0- 0	HOME	0- 2	0- 1	8- 0				
5- 4	0- 1	0- 0	AWAY	0- 2	1- 0	4- 1				
0- 3	0- 2	0- 1	NEUTRAL	0- 0	0- 0	0- 0				
6- 6	0- 3	0- 1	NON-CONFERENCE	0- 1	1- 1	5- 0				
3- 2	0- 0	0- 0	HOME	0- 1	0- 1	3- 0				
3- 1	0- 1	0- 0	AWAY	0- 0	1- 0	2- 0				
0- 3	0- 2	0- 1	NEUTRAL	0- 0	0- 0	0- 0				
7- 4	0- 0	0- 0	CONFERENCE	0- 3	0- 0	7- 1				
5- 1	0- 0	0- 0	HOME	0- 1	0- 0	5- 0				
2- 3	0- 0	0- 0	AWAY	0- 2	0- 0	2- 1				
0- 0	0- 0	0- 0	NEUTRAL	0- 0	0- 0	0- 0				

RPI 1-25				RPI 26-50				RPI 51-100				RPI 101+ Team's RPI: 120			
RPI	S	Opponent	Score	RPI	S	Opponent	Score	RPI	S	Opponent	Score	RPI	S	Opponent	Score
2	N	Oregon	54 91	46	N	Oklahoma St.	47 60	57	A	Troy	69 85	102	A	Kansas St.	57 53
12	N	Louisville	67 76					61	H	Marist	57 73	111	H	Texas Southern	63 74
16	A	Northwestern	47 74					99	A	Coastal Caro.	56 62	156	H	Wright St.	68 62
								99	H	Coastal Caro.	62 80	166	H	Louisiana	79 52
												182	H	Little Rock	65 58
												231	H	SMU	51 46
												235	A	South Alabama	68 45
												237	H	Arkansas St.	71 44
												250	A	Appalachian St.	82 60
												250	H	Appalachian St.	63 44
												262	A	North Texas	68 49
												296	A	Texas St.	55 72
												346	H	La.-Monroe	72 34
												347	A	Grambling	88 54
												350	H	Chicago St.	84 53
LAST 10 Division I															
				99	H	Coastal Caro.	62 80	346	H	La.-Monroe	72 34				
				250	H	Appalachian St.	63 44	166	H	Louisiana	79 52				
				296	A	Texas St.	55 72	99	A	Coastal Caro.	56 62				
				57	A	Troy	69 85	250	A	Appalachian St.	82 60				
				235	A	South Alabama	68 45	182	H	Little Rock	65 58				

Non-Div I Games:

UT Arlington

■ Loss,
 ■ Non-Conf,
 ■ S Site,
 ■ H Home
 ■ A Away
 N Neutral

Average RPI Win:	221	WON-LOST	WINNING	LAST 10	STRENGTH OF	OPP. STRENGTH	TEAM	ADJ.	CONF.	ADJ CONF.
Average RPI Loss:	69	RECORD	PCT. RANK	GAMES	SCHEDULE	OF SCHEDULE	RPI	RPI	RPI	RPI
DIV. I ONLY	15- 8	80	9-1	101	146	71	71	20	20	
DIV. I NON-CONF.	4- 7	225	0	22	12	118	118	24	24	
TOTALS	RPI 1-25	RPI 26-50	W-L RECORDS	RPI 51-100	RPI 101-150	RPI 150+				
15- 8	0- 3	0- 1	OVERALL	2- 3	0- 0	13- 1				
10- 1	0- 1	0- 0	HOME	2- 0	0- 0	8- 0				
5- 7	0- 2	0- 1	AWAY	0- 3	0- 0	5- 1				
0- 0	0- 0	0- 0	NEUTRAL	0- 0	0- 0	0- 0				
4- 7	0- 3	0- 1	NON-CONFERENCE	1- 3	0- 0	3- 0				
4- 1	0- 1	0- 0	HOME	1- 0	0- 0	3- 0				
0- 6	0- 2	0- 1	AWAY	0- 3	0- 0	0- 0				
0- 0	0- 0	0- 0	NEUTRAL	0- 0	0- 0	0- 0				
11- 1	0- 0	0- 0	CONFERENCE	1- 0	0- 0	10- 1				
6- 0	0- 0	0- 0	HOME	1- 0	0- 0	5- 0				
5- 1	0- 0	0- 0	AWAY	0- 0	0- 0	5- 1				
0- 0	0- 0	0- 0	NEUTRAL	0- 0	0- 0	0- 0				

RPI 1-25				RPI 26-50				RPI 51-100 Team's RPI: 71				RPI 101+			
RPI	S	Opponent	Score	RPI	S	Opponent	Score	RPI	S	Opponent	Score	RPI	S	Opponent	Score
9	A	Mississippi St.	46 82	38	A	Arkansas	46 96	53	H	IUPUI	57 51	162	H	Tennessee Tech	71 62
11	A	Gonzaga	55 78					56	H	Belmont	74 57	173	H	Samford	80 75
12	H	Louisville	63 71					79	A	Illinois St.	47 70	192	A	Austin Peay	69 61
								83	A	Southern Ill.	59 70	192	H	Austin Peay	65 61
								96	A	Saint Louis	50 56	222	A	Eastern Ill.	70 74
												229	H	Chattanooga	78 51
												239	A	Murray St.	89 64
												239	H	Murray St.	98 56
												249	A	Morehead St.	82 64
												272	A	Eastern Ky.	65 50
												274	H	Lipscomb	83 67
												300	H	Jacksonville St.	86 72
												338	A	SIUE	79 39
												340	H	Tennessee St.	88 71
LAST 10 Division I															
300	H	Jacksonville St.	86 72	222	A	Eastern Ill.	70 74								
162	H	Tennessee Tech	71 62	192	H	Austin Peay	65 61								
249	A	Morehead St.	82 64	239	H	Murray St.	98 56								
272	A	Eastern Ky.	65 50	56	H	Belmont	74 57								
338	A	SIUE	79 39	340	H	Tennessee St.	88 71								

Non-Div I Games:

UT Martin

Average RPI Win: 260	WON-LOST	WINNING	LAST 10	STRENGTH OF	OPP. STRENGTH	TEAM	ADJ.	CONF.	ADJ CONF.
Average RPI Loss: 137	RECORD	PCT. RANK	GAMES	SCHEDULE	OF SCHEDULE	RPI	RPI	RPI	RPI
DIV. I ONLY	13- 9	111	5-5	258	201	216	216	13	13
DIV. I NON-CONF.	7- 4	100	0	330	313	264	264	14	14
TOTALS	RPI 1-25	RPI 26-50	W-L RECORDS	RPI 51-100	RPI 101-150	RPI 150+			
13- 9	0- 1	0- 1	OVERALL	1- 2	0- 1	12- 4			
11- 5	0- 1	0- 1	HOME	1- 1	0- 0	10- 2			
2- 4	0- 0	0- 0	AWAY	0- 1	0- 1	2- 2			
0- 0	0- 0	0- 0	NEUTRAL	0- 0	0- 0	0- 0			
7- 4	0- 1	0- 0	NON-CONFERENCE	0- 0	0- 0	7- 3			
6- 3	0- 1	0- 0	HOME	0- 0	0- 0	6- 2			
1- 1	0- 0	0- 0	AWAY	0- 0	0- 0	1- 1			
0- 0	0- 0	0- 0	NEUTRAL	0- 0	0- 0	0- 0			
6- 5	0- 0	0- 1	CONFERENCE	1- 2	0- 1	5- 1			
5- 2	0- 0	0- 1	HOME	1- 1	0- 0	4- 0			
1- 3	0- 0	0- 0	AWAY	0- 1	0- 1	1- 1			
0- 0	0- 0	0- 0	NEUTRAL	0- 0	0- 0	0- 0			

RPI 1-25				RPI 26-50				RPI 51-100				RPI 101+ Team's RPI: 216			
RPI	S	Opponent	Score	RPI	S	Opponent	Score	RPI	S	Opponent	Score	RPI	S	Opponent	Score
21	H	Arizona	43 54	32	H	Old Dominion	69 77	62	A	Middle Tenn.	60 76	113	A	UAB	51 63
								78	H	Charlotte	82 76	164	H	Western Mich.	76 46
								85	H	Rice	61 69	177	H	Fla. Atlantic	96 65
												207	H	New Mexico	78 93
												223	A	Southern Miss.	89 72
												231	A	SMU	56 60
												241	A	Louisiana Tech	80 87
												244	H	Tulsa	51 58
												262	H	North Texas	67 63
												286	H	FIU	64 34
												288	H	UC Riverside	63 50
												298	H	UTSA	94 54
												315	H	Georgia St.	71 68
												319	H	Weber St.	70 51
												322	A	New Mexico St.	63 57
												322	H	New Mexico St.	65 45
												326	H	Alcorn	92 47
LAST 10 Division I															
				32	H	Old Dominion	69 77					85	H	Rice	61 69
				78	H	Charlotte	82 76					298	H	UTSA	94 54
				113	A	UAB	51 63					241	A	Louisiana Tech	80 87
				62	A	Middle Tenn.	60 76					223	A	Southern Miss.	89 72
				262	H	North Texas	67 63					177	H	Fla. Atlantic	96 65

Non-Div I Games:

UTEP

■ Loss,
 ■ Non-Conf, S Site,
 ■ Home
 ■ Away
 N Neutral

Average RPI Win:	303	WON-LOST	WINNING	LAST 10	STRENGTH OF	OPP. STRENGTH	TEAM	ADJ.	CONF.	ADJ CONF.
Average RPI Loss:	184	RECORD	PCT. RANK	GAMES	SCHEDULE	OF SCHEDULE	RPI	RPI	RPI	RPI
DIV. I ONLY	6- 13	278	5-5	298	320	308	308	31	31	
DIV. I NON-CONF.	1- 8	322	0	178	164	316	316	32	32	
TOTALS	RPI 1-25	RPI 26-50	W-L RECORDS	RPI 51-100	RPI 101-150	RPI 150+				
6- 13	0- 0	0- 1	OVERALL	0- 1	0- 4	6- 7				
4- 4	0- 0	0- 0	HOME	0- 0	0- 2	4- 2				
2- 7	0- 0	0- 1	AWAY	0- 1	0- 2	2- 3				
0- 2	0- 0	0- 0	NEUTRAL	0- 0	0- 0	0- 2				
1- 8	0- 0	0- 1	NON-CONFERENCE	0- 1	0- 4	1- 2				
1- 2	0- 0	0- 0	HOME	0- 0	0- 2	1- 0				
0- 4	0- 0	0- 1	AWAY	0- 1	0- 2	0- 0				
0- 2	0- 0	0- 0	NEUTRAL	0- 0	0- 0	0- 2				
5- 5	0- 0	0- 0	CONFERENCE	0- 0	0- 0	5- 5				
3- 2	0- 0	0- 0	HOME	0- 0	0- 0	3- 2				
2- 3	0- 0	0- 0	AWAY	0- 0	0- 0	2- 3				
0- 0	0- 0	0- 0	NEUTRAL	0- 0	0- 0	0- 0				






















































RPI S	Opponent	Score	RPI S	Opponent	Score	RPI S	Opponent	Score	RPI S	Opponent	Score	Team's RPI: 308
37	A Texas	69 85	82	A Southern California	43 80	102	A Kansas St.	66 79				
						110	A A&M-Corpus Christi	50 61				
						110	H A&M-Corpus Christi	54 59				
						111	H Texas Southern	44 71				
						219	A CSU Bakersfield	66 52				
						221	A UMKC	56 60				
						221	H UMKC	58 72				
						238	A Grand Canyon	60 62				
						251	N Nevada	57 62				
						267	N Long Beach St.	65 69				
						291	H California Baptist	87 68				
						298	H UTSA	75 64				
						309	H Seattle U	85 81				
						322	A New Mexico St.	75 76				
						324	H Utah Valley	67 76				
						350	A Chicago St.	87 67				
						350	H Chicago St.	77 68				
LAST 10 Division I												
350	H Chicago St.	77 68	324	H Utah Valley	67 76							
221	H UMKC	58 72	309	H Seattle U	85 81							
219	A CSU Bakersfield	66 52	350	A Chicago St.	87 67							
238	A Grand Canyon	60 62	221	A UMKC	56 60							
322	A New Mexico St.	75 76	291	H California Baptist	87 68							

Non-Div I Games: Tex. A&M Int'l 72 56 Tex. A&M-Kingsville 66 45 Texas Lutheran 98 46 Minot St. 75 56

UTRGV




Loss, Non-Conf, S Site, H Home A Away N Neutral

Average RPI Win: 270	WON-LOST	WINNING	LAST 10	STRENGTH OF	OPP. STRENGTH	TEAM	ADJ.	CONF.	ADJ CONF.
Average RPI Loss: 154	RECORD	PCT. RANK	GAMES	SCHEDULE	OF SCHEDULE	RPI	RPI	RPI	RPI
DIV. I ONLY	3- 16	324	2-8	121	177	298	298	13	13
DIV. I NON-CONF.	1- 7	321	0	196	275	321	321	14	14
TOTALS	RPI 1-25	RPI 26-50	W-L RECORDS	RPI 51-100	RPI 101-150	RPI 150+			
3- 16	0- 0	0- 2	OVERALL	0- 4	0- 2	3- 8			
2- 6	0- 0	0- 1	HOME	0- 2	0- 0	2- 3			
1- 9	0- 0	0- 1	AWAY	0- 1	0- 2	1- 5			
0- 1	0- 0	0- 0	NEUTRAL	0- 1	0- 0	0- 0			
1- 7	0- 0	0- 1	NON-CONFERENCE	0- 1	0- 1	1- 4			
1- 1	0- 0	0- 0	HOME	0- 0	0- 0	1- 1			
0- 5	0- 0	0- 1	AWAY	0- 0	0- 1	0- 3			
0- 1	0- 0	0- 0	NEUTRAL	0- 1	0- 0	0- 0			
2- 9	0- 0	0- 1	CONFERENCE	0- 3	0- 1	2- 4			
1- 5	0- 0	0- 1	HOME	0- 2	0- 0	1- 2			
1- 4	0- 0	0- 0	AWAY	0- 1	0- 1	1- 2			
0- 0	0- 0	0- 0	NEUTRAL	0- 0	0- 0	0- 0			

RPI 1-25	RPI 26-50	RPI 51-100	RPI 101+	Team's RPI: 298
RPI S Opponent Score	RPI S Opponent Score	RPI S Opponent Score	RPI S Opponent Score	Score
	32  Old Dominion 43  62	62  Middle Tenn. 48  69	113  UAB 55  94	
	37  Texas 53  84	78  Charlotte 47  67	150  Texas Tech 58  115	
		85  Rice 62  74	157  Sam Houston St. 77  81	
		91 N  Utah 45  91	177  Fla. Atlantic 53  80	
			180  Hawaii 50  62	
			216  UTEP 54  94	
			223  Southern Miss. 65  82	
			241  Louisiana Tech 82 73	
			262  North Texas 55  79	
			283  Incarnate Word 63 56	
			286  FIU 60 45	
			296  Texas St. 69  74	
			308  UTRGV 64  75	
LAST 10 Division I				
78  Charlotte 47  67	262  North Texas 55  79			
32  Old Dominion 43  62	216  UTEP 54  94			
62  Middle Tenn. 48  69	223  Southern Miss. 65  82			
113  UAB 55  94	241  Louisiana Tech 82 73			
85  Rice 62  74	286  FIU 60 45			

Non-Div I Games: Texas Wesleyan 80 78 Southwest (NM) 79 62 Concordia (TX) 73 44

UTSA

 Loss,  Non-Conf, S Site,  Home  Away N Neutral

Average RPI Win:	173	WON-LOST	WINNING	LAST 10	STRENGTH OF	OPP. STRENGTH	TEAM	ADJ.	CONF.	ADJ CONF.
Average RPI Loss:	58	RECORD	PCT. RANK	GAMES	SCHEDULE	OF SCHEDULE	RPI	RPI	RPI	RPI
DIV. I ONLY	12- 11	166	5-5	63	19	91	91	1	1	
DIV. I NON-CONF.	7- 4	100	0	301	159	202	202	1	1	
TOTALS	RPI 1-25	RPI 26-50	W-L RECORDS	RPI 51-100	RPI 101-150	RPI 150+				
12- 11	0- 6	0- 1	OVERALL	4- 2	3- 1	5- 1				
5- 6	0- 3	0- 1	HOME	1- 1	0- 1	4- 0				
5- 5	0- 3	0- 0	AWAY	3- 1	2- 0	0- 1				
2- 0	0- 0	0- 0	NEUTRAL	0- 0	1- 0	1- 0				
7- 4	0- 0	0- 1	NON-CONFERENCE	1- 1	1- 1	5- 1				
4- 2	0- 0	0- 1	HOME	0- 0	0- 1	4- 0				
1- 2	0- 0	0- 0	AWAY	1- 1	0- 0	0- 1				
2- 0	0- 0	0- 0	NEUTRAL	0- 0	1- 0	1- 0				
5- 7	0- 6	0- 0	CONFERENCE	3- 1	2- 0	0- 0				
1- 4	0- 3	0- 0	HOME	1- 1	0- 0	0- 0				
4- 3	0- 3	0- 0	AWAY	2- 0	2- 0	0- 0				
0- 0	0- 0	0- 0	NEUTRAL	0- 0	0- 0	0- 0				

RPI 1-25				RPI 26-50				RPI 51-100 Team's RPI: 91				RPI 101+			
RPI	S	Opponent	Score	RPI	S	Opponent	Score	RPI	S	Opponent	Score	RPI	S	Opponent	Score
2	A	Oregon	51 88	40	H	South Dakota	81 84	66	A	Colorado	84 69	111	N	Texas Southern	61 52
2	H	Oregon	63 90					66	H	Colorado	70 80	136	A	California	71 62
5	H	UCLA	54 84					72	A	BYU	77 73	137	A	Washington	74 65
10	A	Stanford	49 82					82	H	Southern California	67 65	143	H	Providence	60 67
13	A	Oregon St.	48 77					84	A	Cincinnati	62 68	209	H	Oral Roberts	78 58
13	H	Oregon St.	65 77					92	A	Washington St.	78 66	251	H	Nevada	68 62
												263	A	Xavier	63 70
												298	N	UTSA	91 45
												306	H	Eastern Wash.	87 49
												319	H	Weber St.	75 46
LAST 10 Division I															
				92	A	Washington St.	78 66	136	A	California	71 62				
				137	A	Washington	74 65	66	A	Colorado	84 69				
				13	H	Oregon St.	65 77	82	H	Southern California	67 65				
				2	H	Oregon	63 90	5	H	UCLA	54 84				
				10	A	Stanford	49 82	2	A	Oregon	51 88				

Non-Div I Games:

Utah

■ Loss,
■ Non-Conf,
■ S Site,
■ H Home
■ A Away
N Neutral

Average RPI Win:	246	WON-LOST	WINNING	LAST 10	STRENGTH OF	OPP. STRENGTH	TEAM	ADJ.	CONF.	ADJ CONF.
Average RPI Loss:	180	RECORD	PCT. RANK	GAMES	SCHEDULE	OF SCHEDULE	RPI	RPI	RPI	RPI
DIV. I ONLY	6- 18	301	2-8	197	218	290	290	17	17	
DIV. I NON-CONF.	4- 6	212	0	116	208	176	176	23	23	
TOTALS	RPI 1-25	RPI 26-50	W-L RECORDS	RPI 51-100	RPI 101-150	RPI 150+				
6- 18	0- 2	0- 0	OVERALL	0- 2	1- 3	5- 11				
3- 8	0- 0	0- 0	HOME	0- 0	0- 3	3- 5				
3- 10	0- 2	0- 0	AWAY	0- 2	1- 0	2- 6				
0- 0	0- 0	0- 0	NEUTRAL	0- 0	0- 0	0- 0				
4- 6	0- 2	0- 0	NON-CONFERENCE	0- 1	0- 1	4- 2				
3- 1	0- 0	0- 0	HOME	0- 0	0- 1	3- 0				
1- 5	0- 2	0- 0	AWAY	0- 1	0- 0	1- 2				
0- 0	0- 0	0- 0	NEUTRAL	0- 0	0- 0	0- 0				
2- 12	0- 0	0- 0	CONFERENCE	0- 1	1- 2	1- 9				
0- 7	0- 0	0- 0	HOME	0- 0	0- 2	0- 5				
2- 5	0- 0	0- 0	AWAY	0- 1	1- 0	1- 4				
0- 0	0- 0	0- 0	NEUTRAL	0- 0	0- 0	0- 0				

RPI 1-25				RPI 26-50				RPI 51-100				RPI 101+ Team's RPI: 290			
RPI	S	Opponent	Score	RPI	S	Opponent	Score	RPI	S	Opponent	Score	RPI	S	Opponent	Score
2	A	Oregon	52 109					55	A	Fresno St.	64 76	128	A	Boise St.	58 56
13	A	Oregon St.	46 75					72	A	BYU	50 67	128	H	Boise St.	59 65
												146	H	Portland	64 70
												147	H	San Jose St.	61 76
												184	A	UNLV	45 69
												184	H	UNLV	46 60
												197	H	Idaho St.	69 61
												204	H	Wyoming	54 65
												232	A	Cal St. Fullerton	62 83
												242	A	San Diego St.	62 66
												242	H	San Diego St.	51 59
												251	A	Nevada	60 69
												254	A	Colorado St.	55 56
												254	H	Colorado St.	61 67
												262	H	North Texas	66 55
												267	A	Long Beach St.	56 48
												309	H	Seattle U	70 63
												311	A	Air Force	53 52
												311	H	Air Force	45 62
												324	A	Utah Valley	49 57
LAST 10 Division I															
254	H	Colorado St.	61 67	254	A	Colorado St.	55 56								
128	A	Boise St.	58 56	311	A	Air Force	53 52								
184	A	UNLV	45 69	128	H	Boise St.	59 65								
242	H	San Diego St.	51 59	251	A	Nevada	60 69								
204	H	Wyoming	54 65	311	H	Air Force	45 62								

Non-Div I Games: Dixie St. 61 49

Utah St.

Utah Valley

Through Games Of Feb. 12, 2020

Average RPI Win:	300	WON-LOST	WINNING	LAST 10	STRENGTH OF	OPP. STRENGTH	TEAM	ADJ.	CONF.	ADJ CONF.
Average RPI Loss:	225	RECORD	PCT. RANK	GAMES	SCHEDULE	OF SCHEDULE	RPI	RPI	RPI	RPI
DIV. I ONLY	6- 13	278	6-4	337	339	324	324	31	31	
DIV. I NON-CONF.	1- 9	326	1-0	303	299	343	343	32	32	
TOTALS	RPI 1-25	RPI 26-50	W-L RECORDS	RPI 51-100	RPI 101-150	RPI 150+				
6- 13	0- 0	0- 0	OVERALL	0- 1	0- 1	6- 11				
4- 6	0- 0	0- 0	HOME	0- 0	0- 0	4- 6				
2- 7	0- 0	0- 0	AWAY	0- 1	0- 1	2- 5				
0- 0	0- 0	0- 0	NEUTRAL	0- 0	0- 0	0- 0				
1- 9	0- 0	0- 0	NON-CONFERENCE	0- 1	0- 1	1- 7				
1- 4	0- 0	0- 0	HOME	0- 0	0- 0	1- 4				
0- 5	0- 0	0- 0	AWAY	0- 1	0- 1	0- 3				
0- 0	0- 0	0- 0	NEUTRAL	0- 0	0- 0	0- 0				
5- 4	0- 0	0- 0	CONFERENCE	0- 0	0- 0	5- 4				
3- 2	0- 0	0- 0	HOME	0- 0	0- 0	3- 2				
2- 2	0- 0	0- 0	AWAY	0- 0	0- 0	2- 2				
0- 0	0- 0	0- 0	NEUTRAL	0- 0	0- 0	0- 0				

RPI 1-25			RPI 26-50			RPI 51-100			RPI 101+			Team's RPI: 324
RPI	S	Opponent	Score	RPI	S	Opponent	Score	RPI	S	Opponent	Score	
						72	A	BYU	57	71		
								128	A	Boise St.	69	77
								168	H	Southern Utah	58	71
								174	H	Montana	52	63
								197	H	Idaho St.	61	88
								219	H	CSU Bakersfield	53	55
								221	H	UMKC	62	41
								238	H	Grand Canyon	59	66
								251	H	Nevada	57	60
								271	A	UC Santa Barbara	51	59
								288	A	UC Riverside	53	67
								290	H	Utah St.	57	49
								291	A	California Baptist	67	80
								308	A	UTRGV	76	67
								309	A	Seattle U	80	82
								309	H	Seattle U	70	58
								319	A	Weber St.	46	72
								322	A	New Mexico St.	58	54
								350	H	Chicago St.	89	58
LAST 10 Division I												
309	A	Seattle U	80	82	322	A	New Mexico St.	58	54			
291	A	California Baptist	67	80	309	H	Seattle U	70	58			
238	H	Grand Canyon	59	66	221	H	UMKC	62	41			
219	H	CSU Bakersfield	53	55	350	H	Chicago St.	89	58			
308	A	UTRGV	76	67	290	H	Utah St.	57	49			

Non-Div I Games: Antelope Valley 77 61 Ottawa (AZ) 99 50

Utah Valley

■ Loss,
 ■ Non-Conf, S Site,
 ■ Home
 ■ Away
 N Neutral

Average RPI Win:	181	WON-LOST	WINNING	LAST 10	STRENGTH OF	OPP. STRENGTH	TEAM	ADJ.	CONF.	ADJ CONF.
Average RPI Loss:	111	RECORD	PCT. RANK	GAMES	SCHEDULE	OF SCHEDULE	RPI	RPI	RPI	RPI
DIV. I ONLY	13- 10	132	8-2	108	106	117	117	12	12	
DIV. I NON-CONF.	5- 8	221	0	126	119	216	216	12	12	
TOTALS	RPI 1-25	RPI 26-50	W-L RECORDS	RPI 51-100	RPI 101-150	RPI 150+				
13- 10	0- 0	1- 0	OVERALL	1- 5	3- 3	8- 2				
7- 5	0- 0	1- 0	HOME	0- 1	2- 3	4- 1				
5- 5	0- 0	0- 0	AWAY	1- 4	1- 0	3- 1				
1- 0	0- 0	0- 0	NEUTRAL	0- 0	0- 0	1- 0				
5- 8	0- 0	1- 0	NON-CONFERENCE	0- 5	0- 2	4- 1				
4- 3	0- 0	1- 0	HOME	0- 1	0- 2	3- 0				
0- 5	0- 0	0- 0	AWAY	0- 4	0- 0	0- 1				
1- 0	0- 0	0- 0	NEUTRAL	0- 0	0- 0	1- 0				
8- 2	0- 0	0- 0	CONFERENCE	1- 0	3- 1	4- 1				
3- 2	0- 0	0- 0	HOME	0- 0	2- 1	1- 1				
5- 0	0- 0	0- 0	AWAY	1- 0	1- 0	3- 0				
0- 0	0- 0	0- 0	NEUTRAL	0- 0	0- 0	0- 0				

RPI S	Opponent	Score	RPI S	Opponent	Score	RPI S	Opponent	Score	RPI S	Opponent	Score	Team's RPI: 117
32	H Old Dominion	62 49	62	A Middle Tenn.	63 86	101	H Fordham	62 52				
			69	A Seton Hall	33 53	109	H Duquesne	76 79				
			70	A South Fla.	55 77	116	A Richmond	57 42				
			77	A Boston College	52 87	116	H Richmond	53 50				
			84	H Cincinnati	56 58	126	H William & Mary	55 69				
			96	A Saint Louis	65 52	140	H N.C. A&T	58 69				
						151	A Massachusetts	61 46				
						153	H George Washington	55 56				
						176	A Rhode Island	75 54				
						218	H Saint Joseph's	47 40				
						223	A Southern Miss.	39 51				
						228	A George Mason	82 63				
						250	H Appalachian St.	66 38				
						275	H East Carolina	53 40				
						288	H UC Riverside	67 51				
						304	N Omaha	74 66				
LAST 10 Division I												
153	H George Washington	55 56	151	A Massachusetts	61 46							
116	A Richmond	57 42	116	H Richmond	53 50							
109	H Duquesne	76 79	96	A Saint Louis	65 52							
101	H Fordham	62 52	218	H Saint Joseph's	47 40							
228	A George Mason	82 63	176	A Rhode Island	75 54							

Non-Div I Games:

VCU

■ Loss,
 ■ Non-Conf,
 S Site,
 ■ Home
 ■ Away
 N Neutral

Valparaiso

Through Games Of Feb. 12, 2020

Average RPI Win:	273	WON-LOST	WINNING	LAST 10	STRENGTH OF	OPP. STRENGTH	TEAM	ADJ.	CONF.	ADJ CONF.
Average RPI Loss:	60	RECORD	PCT. RANK	GAMES	SCHEDULE	OF SCHEDULE	RPI	RPI	RPI	RPI
DIV. I ONLY	13- 9	111	5-5	284	110	185	185	7	7	
DIV. I NON-CONF.	8- 3	68	0	327	234	145	145	7	7	
TOTALS	RPI 1-25	RPI 26-50	W-L RECORDS	RPI 51-100	RPI 101-150	RPI 150+				
13- 9	0- 2	0- 4	OVERALL	0- 2	1- 0	12- 1				
7- 4	0- 1	0- 1	HOME	0- 2	1- 0	6- 0				
6- 4	0- 1	0- 2	AWAY	0- 0	0- 0	6- 1				
0- 1	0- 0	0- 1	NEUTRAL	0- 0	0- 0	0- 0				
8- 3	0- 1	0- 1	NON-CONFERENCE	0- 0	0- 0	8- 1				
4- 0	0- 0	0- 0	HOME	0- 0	0- 0	4- 0				
4- 2	0- 1	0- 0	AWAY	0- 0	0- 0	4- 1				
0- 1	0- 0	0- 1	NEUTRAL	0- 0	0- 0	0- 0				
5- 6	0- 1	0- 3	CONFERENCE	0- 2	1- 0	4- 0				
3- 4	0- 1	0- 1	HOME	0- 2	1- 0	2- 0				
2- 2	0- 0	0- 2	AWAY	0- 0	0- 0	2- 0				
0- 0	0- 0	0- 0	NEUTRAL	0- 0	0- 0	0- 0				

RPI 1-25				RPI 26-50				RPI 51-100				RPI 101+ Team's RPI: 185			
RPI	S	Opponent	Score	RPI	S	Opponent	Score	RPI	S	Opponent	Score	RPI	S	Opponent	Score
4	H	Missouri St.	68 81	26	N	Ohio St.	38 89	79	H	Illinois St.	60 72	134	H	Loyola Chicago	66 64
16	A	Northwestern	48 69	29	A	Drake	66 87	83	H	Southern Ill.	51 67	152	A	Toledo	61 54
				43	H	Bradley	61 75					212	A	North Dakota	63 65
				48	A	UNI	70 77					222	A	Eastern Ill.	78 66
												249	H	Morehead St.	55 53
												260	H	Bowling Green	95 90
												284	A	Indiana St.	75 56
												284	H	Indiana St.	61 45
												292	A	North Dakota St.	66 54
												328	A	Evansville	88 66
												328	H	Evansville	72 54
												331	A	Detroit Mercy	77 58
												341	H	UIC	63 37
												350	H	Chicago St.	95 49
LAST 10 Division I															
				284	H	Indiana St.	61 45	43	H	Bradley	61 75				
				328	H	Evansville	72 54	79	H	Illinois St.	60 72				
				48	A	UNI	70 77	328	A	Evansville	88 66				
				29	A	Drake	66 87	284	A	Indiana St.	75 56				
				134	H	Loyola Chicago	66 64	4	H	Missouri St.	68 81				

Non-Div I Games:

Valparaiso

■ Loss,
■ Non-Conf, S Site,
■ Home
■ Away
N Neutral

Vanderbilt

Through Games Of Feb. 12, 2020

Average RPI Win:	205	WON-LOST	WINNING	LAST 10	STRENGTH OF	OPP. STRENGTH	TEAM	ADJ.	CONF.	ADJ CONF.
Average RPI Loss:	55	RECORD	PCT. RANK	GAMES	SCHEDULE	OF SCHEDULE	RPI	RPI	RPI	RPI
DIV. I ONLY	13- 10	132	3-7	64	84	108	108	4	4	
DIV. I NON-CONF.	10- 3	57	0	124	239	79	79	5	5	
TOTALS	RPI 1-25	RPI 26-50	W-L RECORDS	RPI 51-100	RPI 101-150	RPI 150+				
13- 10	0- 3	0- 3	OVERALL	2- 2	2- 2	9- 0				
9- 5	0- 3	0- 2	HOME	1- 0	1- 0	7- 0				
3- 3	0- 0	0- 0	AWAY	1- 1	1- 2	1- 0				
1- 2	0- 0	0- 1	NEUTRAL	0- 1	0- 0	1- 0				
10- 3	0- 1	0- 1	NON-CONFERENCE	1- 1	1- 0	8- 0				
7- 1	0- 1	0- 0	HOME	1- 0	0- 0	6- 0				
2- 0	0- 0	0- 0	AWAY	0- 0	1- 0	1- 0				
1- 2	0- 0	0- 1	NEUTRAL	0- 1	0- 0	1- 0				
3- 7	0- 2	0- 2	CONFERENCE	1- 1	1- 2	1- 0				
2- 4	0- 2	0- 2	HOME	0- 0	1- 0	1- 0				
1- 3	0- 0	0- 0	AWAY	1- 1	0- 2	0- 0				
0- 0	0- 0	0- 0	NEUTRAL	0- 0	0- 0	0- 0				

RPI 1-25				RPI 26-50				RPI 51-100				RPI 101+ Team's RPI: 108			
RPI	S	Opponent	Score	RPI	S	Opponent	Score	RPI	S	Opponent	Score	RPI	S	Opponent	Score
1	H	South Carolina	57 93	38	H	Arkansas	66 100	67	A	Alabama	61 98	127	A	Auburn	62 70
7	H	UConn	51 64	47	N	Rutgers	56 62	69	N	Seton Hall	65 69	127	H	Auburn	77 55
9	H	Mississippi St.	52 68	49	H	Tennessee	69 78	80	A	Georgia	63 55	135	A	Florida	60 68
								96	H	Saint Louis	62 50	137	A	Washington	76 74
												162	H	Tennessee Tech	75 61
												163	H	Columbia	72 51
												189	H	Furman	74 46
												217	H	Radford	80 46
												272	H	Eastern Ky.	75 69
												278	H	Ole Miss	63 47
												300	H	Jacksonville St.	88 66
												303	N	UC Irvine	76 63
												340	A	Tennessee St.	106 55
LAST 10 Division I															
278	H	Ole Miss	63 47	38	H	Arkansas	66 100	1	H	South Carolina	57 93				
127	A	Auburn	62 70	80	A	Georgia	63 55	135	A	Florida	60 68				
49	H	Tennessee	69 78	127	H	Auburn	77 55								
67	A	Alabama	61 98												
9	H	Mississippi St.	52 68												

Non-Div I Games:

Vanderbilt

Loss, Non-Conf, S Site, H Home A Away N Neutral

Average RPI Win:	305	WON-LOST	WINNING	LAST 10	STRENGTH OF	OPP. STRENGTH	TEAM	ADJ.	CONF.	ADJ CONF.
Average RPI Loss:	189	RECORD	PCT. RANK	GAMES	SCHEDULE	OF SCHEDULE	RPI	RPI	RPI	RPI
DIV. I ONLY	11- 13	203	6-4	343	311	297	297	27	27	
DIV. I NON-CONF.	5- 7	205	0	306	312	292	292	27	27	
TOTALS	RPI 1-25	RPI 26-50	W-L RECORDS	RPI 51-100	RPI 101-150	RPI 150+				
11- 13	0- 0	0- 0	OVERALL	0- 2	0- 1	11- 10				
8- 4	0- 0	0- 0	HOME	0- 0	0- 0	8- 4				
3- 9	0- 0	0- 0	AWAY	0- 2	0- 1	3- 6				
0- 0	0- 0	0- 0	NEUTRAL	0- 0	0- 0	0- 0				
5- 7	0- 0	0- 0	NON-CONFERENCE	0- 1	0- 1	5- 5				
4- 2	0- 0	0- 0	HOME	0- 0	0- 0	4- 2				
1- 5	0- 0	0- 0	AWAY	0- 1	0- 1	1- 3				
0- 0	0- 0	0- 0	NEUTRAL	0- 0	0- 0	0- 0				
6- 6	0- 0	0- 0	CONFERENCE	0- 1	0- 0	6- 5				
4- 2	0- 0	0- 0	HOME	0- 0	0- 0	4- 2				
2- 4	0- 0	0- 0	AWAY	0- 1	0- 0	2- 3				
0- 0	0- 0	0- 0	NEUTRAL	0- 0	0- 0	0- 0				

RPI 1-25				RPI 26-50				RPI 51-100				RPI 101+				Team's RPI: 297	
RPI	S	Opponent	Score	RPI	S	Opponent	Score	RPI	S	Opponent	Score	RPI	S	Opponent	Score		
								58	A	Minnesota	58	90	134	A	Loyola Chicago	76	78
								68	A	Stony Brook	49	67	151	H	Massachusetts	49	83
													176	A	Rhode Island	74	77
													179	H	Binghamton	65	62
													193	A	Dartmouth	55	72
													199	A	Merrimack	53	78
													215	A	Maine	59	70
													215	H	Maine	47	65
													225	A	UMass Lowell	47	61
													253	H	Saint Francis (PA)	69	73
													265	A	New Hampshire	44	42
													265	H	New Hampshire	51	59
													293	H	UMBC	60	58
													295	H	Navy	64	56
													310	A	Albany (NY)	49	58
													310	H	Albany (NY)	52	36
													314	H	Bryant	71	66
													330	H	NJIT	65	59
													336	A	LIU Brooklyn	73	62
													339	H	Canisius	76	53
													349	A	Hartford	63	53
													349	H	Hartford	62	51
LAST 10 Division I																	
				265	A	New Hampshire	44	42		225	A	UMass Lowell	47	61			
				349	H	Hartford	62	51		215	H	Maine	47	65			
				215	A	Maine	59	70		349	A	Hartford	63	53			
				310	H	Albany (NY)	52	36		179	H	Binghamton	65	62			
				265	H	New Hampshire	51	59		293	H	UMBC	60	58			

Non-Div I Games: Norwich 86 40

Vermont

■ Loss,
 ■ Non-Conf,
 ■ S Site,
 ■ H Home
 ■ A Away
 N Neutral

Average RPI Win: 155		WON-LOST	WINNING	LAST 10	STRENGTH OF	OPP. STRENGTH	TEAM	ADJ.	CONF.	ADJ CONF.
Average RPI Loss: 79		RECORD	PCT. RANK	GAMES	SCHEDULE	OF SCHEDULE	RPI	RPI	RPI	RPI
DIV. I ONLY		13- 11	154	5-5	84	56	95	95	6	6
DIV. I NON-CONF.		6- 5	151	1-0	89	59	97	97	6	6
<hr/>										
TOTALS	RPI 1-25		RPI 26-50		W-L RECORDS	RPI 51-100	RPI 101-150		RPI 150+	
13- 11	0- 1		0- 3		OVERALL	5- 5	2- 0		6- 2	
7- 5	0- 0		0- 2		HOME	2- 2	1- 0		4- 1	
6- 6	0- 1		0- 1		AWAY	3- 3	1- 0		2- 1	
0- 0	0- 0		0- 0		NEUTRAL	0- 0	0- 0		0- 0	
6- 5	0- 0		0- 1		NON-CONFERENCE	2- 2	1- 0		3- 2	
3- 2	0- 0		0- 1		HOME	1- 0	0- 0		2- 1	
3- 3	0- 0		0- 0		AWAY	1- 2	1- 0		1- 1	
0- 0	0- 0		0- 0		NEUTRAL	0- 0	0- 0		0- 0	
7- 6	0- 1		0- 2		CONFERENCE	3- 3	1- 0		3- 0	
4- 3	0- 0		0- 1		HOME	1- 2	1- 0		2- 0	
3- 3	0- 1		0- 1		AWAY	2- 1	0- 0		1- 0	
0- 0	0- 0		0- 0		NEUTRAL	0- 0	0- 0		0- 0	

RPI S Opponent	Score	RPI S Opponent	Score	RPI S Opponent	Score	RPI S Opponent	Score
19 A DePaul	69 85	34 A Marquette	52 57	54 A Drexel	52 54	101 A Fordham	73 66
		35 H Creighton	42 58	63 A St. John's (NY)	67 62	143 H Providence	51 49
		44 H James Madison	52 56	63 H St. John's (NY)	66 64	153 H George Washington	56 68
				69 A Seton Hall	61 55	198 A La Salle	77 69
				69 H Seton Hall	63 65	200 A American	54 76
				76 A Temple	69 74	218 H Saint Joseph's	60 44
				80 A Georgia	63 58	230 H Manhattan	63 51
				86 H Penn	70 58	240 H Georgetown	74 53
				93 A Butler	61 63	263 A Xavier	55 54
				93 H Butler	41 58	263 H Xavier	66 54
LAST 10 Division I							
93 A Butler	61 63	19 A DePaul	69 85				
263 A Xavier	55 54	240 H Georgetown	74 53				
69 H Seton Hall	63 65	86 H Penn	70 58				
63 H St. John's (NY)	66 64	263 H Xavier	66 54				
34 A Marquette	52 57	93 H Butler	41 58				

Non-Div I Games:

Villanova

Virginia

Through Games of Feb. 11, 1910

Average RPI Win:	112	WON-LOST	WINNING	LAST 10	STRENGTH OF	OPP. STRENGTH	TEAM	ADJ.	CONF.	ADJ CONF.
Average RPI Loss:	45	RECORD	PCT. RANK	GAMES	SCHEDULE	OF SCHEDULE	RPI	RPI	RPI	RPI
DIV. I ONLY	10- 14	227	5-5	1	37	51	51	5	5	
DIV. I NON-CONF.	5- 6	187	0	1	29	27	27	3	3	
TOTALS	RPI 1-25	RPI 26-50	W-L RECORDS	RPI 51-100	RPI 101-150	RPI 150+				
10- 14	0- 6	3- 3	OVERALL	3- 4	1- 1	3- 0				
7- 4	0- 1	3- 2	HOME	2- 1	1- 0	1- 0				
3- 9	0- 4	0- 1	AWAY	1- 3	0- 1	2- 0				
0- 1	0- 1	0- 0	NEUTRAL	0- 0	0- 0	0- 0				
5- 6	0- 3	2- 2	NON-CONFERENCE	1- 1	0- 0	2- 0				
3- 2	0- 1	2- 1	HOME	1- 0	0- 0	0- 0				
2- 3	0- 1	0- 1	AWAY	0- 1	0- 0	2- 0				
0- 1	0- 1	0- 0	NEUTRAL	0- 0	0- 0	0- 0				
5- 8	0- 3	1- 1	CONFERENCE	2- 3	1- 1	1- 0				
4- 2	0- 0	1- 1	HOME	1- 1	1- 0	1- 0				
1- 6	0- 3	0- 0	AWAY	1- 2	0- 1	0- 0				
0- 0	0- 0	0- 0	NEUTRAL	0- 0	0- 0	0- 0				

RPI	S	Opponent	Score	RPI	S	Opponent	Score	RPI	S	Opponent	Score	RPI	S	Opponent	Score
5	H	UCLA	62 73	27	H	Kentucky	47 50	73	H	Bucknell	84 60	104	H	Notre Dame	90 60
7	A	UConn	44 83	32	H	Old Dominion	56 53	77	A	Boston College	69 52	115	A	Wake Forest	56 62
9	N	Mississippi St.	59 72	33	H	Virginia Tech	61 69	81	A	North Carolina	68 78	184	A	UNLV	63 55
12	A	Louisville	56 71	36	H	Duke	66 63	81	H	North Carolina	47 65	195	H	Clemson	70 54
14	A	NC State	60 80	44	H	James Madison	55 49	82	A	Southern California	49 59	287	A	CSUN	72 47
23	A	Florida St.	55 63	47	A	Rutgers	63 73	87	A	Georgia Tech	51 61				
								88	H	Syracuse	57 41				
LAST 10 Division I															
23	A	Florida St.	55 63	12	A	Louisville	56 71								
195	H	Clemson	70 54	33	H	Virginia Tech	61 69								
88	H	Syracuse	57 41	115	A	Wake Forest	56 62								
81	A	North Carolina	68 78	77	A	Boston College	69 52								
104	H	Notre Dame	90 60	36	H	Duke	66 63								

Non-Div I Games:

Virginia

Average RPI Win: 142		WON-LOST	WINNING	LAST 10	STRENGTH OF	OPP. STRENGTH	TEAM	ADJ.	CONF.	ADJ CONF.
Average RPI Loss: 43		RECORD	PCT. RANK	GAMES	SCHEDULE	OF SCHEDULE	RPI	RPI	RPI	RPI
DIV. I ONLY		17- 6	45	7-3	52	45	33	33	5	5
DIV. I NON-CONF.		10- 1	20	0	114	106	24	24	3	3
TOTALS		RPI 1-25	RPI 26-50		W-L RECORDS		RPI 51-100	RPI 101-150	RPI 150+	
17- 6	0- 3	1- 1		OVERALL		8- 2	1- 0		7- 0	
11- 1	0- 1	1- 0		HOME		4- 0	1- 0		5- 0	
3- 4	0- 2	0- 1		AWAY		2- 1	0- 0		1- 0	
3- 1	0- 0	0- 0		NEUTRAL		2- 1	0- 0		1- 0	
10- 1	0- 0	1- 0		NON-CONFERENCE		3- 1	1- 0		5- 0	
6- 0	0- 0	1- 0		HOME		1- 0	1- 0		3- 0	
1- 0	0- 0	0- 0		AWAY		0- 0	0- 0		1- 0	
3- 1	0- 0	0- 0		NEUTRAL		2- 1	0- 0		1- 0	
7- 5	0- 3	0- 1		CONFERENCE		5- 1	0- 0		2- 0	
5- 1	0- 1	0- 0		HOME		3- 0	0- 0		2- 0	
2- 4	0- 2	0- 1		AWAY		2- 1	0- 0		0- 0	
0- 0	0- 0	0- 0		NEUTRAL		0- 0	0- 0		0- 0	

RPI 1-25				RPI 26-50				Team's RPI: 33				RPI 51-100				RPI 101+			
RPI	S	Opponent	Score	RPI	S	Opponent	Score	RPI	S	Opponent	Score	RPI	S	Opponent	Score	RPI	S	Opponent	Score
14	A	NC State	69 76	36	A	Duke	67 72	51	A	Virginia	69 61	122	H	Davidson	88 68				
14	H	NC State	59 71	39	H	Purdue	67 54	56	N	Belmont	60 58	166	N	Wichita St.	84 63				
23	A	Florida St.	62 86					75	H	Miami (FL)	69 45	195	H	Clemson	71 50				
								77	H	Boston College	70 49	214	H	Gardner-Webb	87 65				
								80	N	Georgia	72 77	228	A	George Mason	77 58				
								81	A	North Carolina	72 63	253	H	Saint Francis (PA)	105 41				
								81	H	North Carolina	76 70	279	H	Pittsburgh	68 56				
								85	N	Rice	54 45	320	H	UMES	86 43				
								88	A	Syracuse	65 67								
								100	H	Liberty	73 69								
LAST 10 Division I																			
81	A	North Carolina	72 63	77	H	Boston College	70 49												
14	H	NC State	59 71	51	A	Virginia	69 61												
75	H	Miami (FL)	69 45	36	A	Duke	67 72												
88	A	Syracuse	65 67	279	H	Pittsburgh	68 56												
195	H	Clemson	71 50	81	H	North Carolina	76 70												

Non-Div I Games:

Virginia Tech

Average RPI Win: 309	WON-LOST	WINNING	LAST 10	STRENGTH OF	OPP. STRENGTH	TEAM	ADJ.	CONF.	ADJ CONF.
Average RPI Loss: 168	RECORD	PCT. RANK	GAMES	SCHEDULE	OF SCHEDULE	RPI	RPI	RPI	RPI
DIV. I ONLY	7- 14	266	4-6	174	342	280	280	30	30
DIV. I NON-CONF.	3- 7	252	0	42	310	200	200	30	30
TOTALS	RPI 1-25	RPI 26-50	W-L RECORDS	RPI 51-100	RPI 101-150	RPI 150+			
7- 14	0- 1	0- 1	OVERALL	0- 3	0- 3	7- 6			
6- 4	0- 0	0- 0	HOME	0- 1	0- 1	6- 2			
1- 10	0- 1	0- 1	AWAY	0- 2	0- 2	1- 4			
0- 0	0- 0	0- 0	NEUTRAL	0- 0	0- 0	0- 0			
3- 7	0- 1	0- 1	NON-CONFERENCE	0- 3	0- 1	3- 1			
3- 1	0- 0	0- 0	HOME	0- 1	0- 0	3- 0			
0- 6	0- 1	0- 1	AWAY	0- 2	0- 1	0- 1			
0- 0	0- 0	0- 0	NEUTRAL	0- 0	0- 0	0- 0			
4- 7	0- 0	0- 0	CONFERENCE	0- 0	0- 2	4- 5			
3- 3	0- 0	0- 0	HOME	0- 0	0- 1	3- 2			
1- 4	0- 0	0- 0	AWAY	0- 0	0- 1	1- 3			
0- 0	0- 0	0- 0	NEUTRAL	0- 0	0- 0	0- 0			

RPI 1-25				RPI 26-50				RPI 51-100				RPI 101+ Team's RPI: 280			
RPI	S	Opponent	Score	RPI	S	Opponent	Score	RPI	S	Opponent	Score	RPI	S	Opponent	Score
3	A	Maryland	56 119	41	A	Yale	68 87	68	H	Stony Brook	45 66	107	A	Rider	63 77
								93	A	Butler	58 74	141	A	Robert Morris	47 51
								94	A	Colgate	58 74	141	H	Robert Morris	35 77
												196	A	Mt. St. Mary's	63 78
												247	A	Youngstown St.	42 64
												253	A	Saint Francis (PA)	50 51
												253	H	Saint Francis (PA)	55 50
												293	H	UMBC	67 60
												301	H	Sacred Heart	65 79
												313	H	St. Francis Brooklyn	74 66
												314	A	Bryant	58 45
												325	H	Fairleigh Dickinson	61 62
												327	H	Saint Peter's	90 89
												330	H	NJIT	61 59
												336	H	LIU Brooklyn	63 61
												344	A	Central Conn. St.	63 66
LAST 10 Division I															
				141	H	Robert Morris	35 77	336	H	LIU Brooklyn	63 61				
				253	H	Saint Francis (PA)	55 50	313	H	St. Francis Brooklyn	74 66				
				325	H	Fairleigh Dickinson	61 62	253	A	Saint Francis (PA)	50 51				
				314	A	Bryant	58 45	141	A	Robert Morris	47 51				
				344	A	Central Conn. St.	63 66	301	H	Sacred Heart	65 79				

Non-Div I Games: Staten Island 81 57

Wagner

■ Loss,
 ■ Non-Conf,
 ■ S Site,
 ■ H Home
 ■ A Away
 N Neutral

Wake Forest

Through Games Of Feb. 12, 2020

Average RPI Win:	141	WON-LOST	WINNING	LAST 10	STRENGTH OF	OPP. STRENGTH	TEAM	ADJ.	CONF.	ADJ CONF.
Average RPI Loss:	102	RECORD	PCT. RANK	GAMES	SCHEDULE	OF SCHEDULE	RPI	RPI	RPI	RPI
DIV. I ONLY	12- 12	174	3-7	80	55	115	115	5	5	
DIV. I NON-CONF.	7- 4	100	0	137	184	112	112	3	3	
TOTALS	RPI 1-25	RPI 26-50	W-L RECORDS	RPI 51-100	RPI 101-150	RPI 150+				
12- 12	0- 3	1- 0	OVERALL	4- 5	3- 2	4- 2				
8- 4	0- 1	0- 0	HOME	3- 1	1- 2	4- 0				
2- 8	0- 2	1- 0	AWAY	0- 4	1- 0	0- 2				
2- 0	0- 0	0- 0	NEUTRAL	1- 0	1- 0	0- 0				
7- 4	0- 0	0- 0	NON-CONFERENCE	1- 2	3- 1	3- 1				
4- 2	0- 0	0- 0	HOME	0- 1	1- 1	3- 0				
1- 2	0- 0	0- 0	AWAY	0- 1	1- 0	0- 1				
2- 0	0- 0	0- 0	NEUTRAL	1- 0	1- 0	0- 0				
5- 8	0- 3	1- 0	CONFERENCE	3- 3	0- 1	1- 1				
4- 2	0- 1	0- 0	HOME	3- 0	0- 1	1- 0				
1- 6	0- 2	1- 0	AWAY	0- 3	0- 0	0- 1				
0- 0	0- 0	0- 0	NEUTRAL	0- 0	0- 0	0- 0				

RPI 1-25				RPI 26-50				RPI 51-100				RPI 101+ Team's RPI: 115			
RPI	S	Opponent	Score	RPI	S	Opponent	Score	RPI	S	Opponent	Score	RPI	S	Opponent	Score
12	A	Louisville	61 75	36	A	Duke	60 58	51	H	Virginia	62 56	103	H	Campbell	74 46
14	A	NC State	45 59					59	N	Dayton	78 59	104	H	Notre Dame	71 75
23	H	Florida St.	65 70					63	A	St. John's (NY)	74 82	135	N	Florida	73 68
								75	A	Miami (FL)	56 59	139	A	Elon	69 57
								77	A	Boston College	54 67	149	H	UNC Greensboro	65 67
								78	H	Charlotte	65 77	195	H	Clemson	63 58
								87	A	Georgia Tech	52 62	258	H	Col. of Charleston	106 50
								87	H	Georgia Tech	65 60	264	H	UNCW	65 55
								88	H	Syracuse	65 60	268	A	ETSU	60 67
												275	H	East Carolina	76 53
												279	A	Pittsburgh	48 53
LAST 10 Division I															
87	A	Georgia Tech	52 62	23	H	Florida St.	65 70								
104	H	Notre Dame	71 75	14	A	NC State	45 59								
77	A	Boston College	54 67	51	H	Virginia	62 56								
279	A	Pittsburgh	48 53	12	A	Louisville	61 75								
88	H	Syracuse	65 60	195	H	Clemson	63 58								

Non-Div I Games:

Wake Forest

■ Loss,
 ■ Non-Conf,
 ■ S Site,
 ■ H Home
 ■ A Away
 N Neutral

Average RPI Win:	183	WON-LOST	WINNING	LAST 10	STRENGTH OF	OPP. STRENGTH	TEAM	ADJ.	CONF.	ADJ CONF.
Average RPI Loss:	76	RECORD	PCT. RANK	GAMES	SCHEDULE	OF SCHEDULE	RPI	RPI	RPI	RPI
DIV. I ONLY	11- 12	192	1-9	67	54	137	137	1	1	
DIV. I NON-CONF.	8- 3	68	0	186	222	130	130	1	1	
TOTALS	RPI 1-25	RPI 26-50	W-L RECORDS	RPI 51-100	RPI 101-150	RPI 150+				
11- 12	1- 4	0- 1	OVERALL	2- 3	2- 3	6- 1				
5- 9	0- 2	0- 1	HOME	1- 2	0- 3	4- 1				
3- 3	0- 2	0- 0	AWAY	1- 1	2- 0	0- 0				
3- 0	1- 0	0- 0	NEUTRAL	0- 0	0- 0	2- 0				
8- 3	1- 0	0- 0	NON-CONFERENCE	0- 0	1- 2	6- 1				
4- 3	0- 0	0- 0	HOME	0- 0	0- 2	4- 1				
1- 0	0- 0	0- 0	AWAY	0- 0	1- 0	0- 0				
3- 0	1- 0	0- 0	NEUTRAL	0- 0	0- 0	2- 0				
3- 9	0- 4	0- 1	CONFERENCE	2- 3	1- 1	0- 0				
1- 6	0- 2	0- 1	HOME	1- 2	0- 1	0- 0				
2- 3	0- 2	0- 0	AWAY	1- 1	1- 0	0- 0				
0- 0	0- 0	0- 0	NEUTRAL	0- 0	0- 0	0- 0				

RPI	S	Opponent	Score	RPI	S	Opponent	Score	RPI	S	Opponent	Score	RPI	S	Opponent	Score	Team's RPI: 137
5	A	UCLA	80 85	28	H	Arizona St.	50 67	66	H	Colorado	61 52	108	H	Vanderbilt	74 76	
8	N	Iowa	70 63					82	A	Southern California	78 81	118	A	San Diego	65 47	
10	A	Stanford	56 77					91	H	Utah	65 74	136	A	California	67 64	
10	H	Stanford	41 58					92	A	Washington St.	65 56	136	H	California	74 81	
21	H	Arizona	58 66					92	H	Washington St.	59 66	145	H	Tulane	62 64	
												180	H	Hawaii	50 62	
												219	H	CSU Bakersfield	80 49	
												243	H	San Francisco	73 54	
												245	N	Iona	65 34	
												255	N	Howard	75 58	
												309	H	Seattle U	78 46	
												319	H	Weber St.	94 41	
LAST 10 Division I																
66	H	Colorado	61 52	5	A	UCLA	80 85	21	H	Arizona	58 66					
91	H	Utah	65 74	28	H	Arizona St.	50 67	92	H	Washington St.	59 66					
136	H	California	74 81	10	A	Stanford	56 77									

Non-Div I Games:

Washington

■ Loss,
■ Non-Conf,
■ S Site,
■ H Home
■ A Away
N Neutral

Average RPI Win:	184	WON-LOST	WINNING	LAST 10	STRENGTH OF	OPP. STRENGTH	TEAM	ADJ.	CONF.	ADJ CONF.
Average RPI Loss:	38	RECORD	PCT. RANK	GAMES	SCHEDULE	OF SCHEDULE	RPI	RPI	RPI	RPI
DIV. I ONLY	11- 13	203	4-6	22	25	92	92	1	1	
DIV. I NON-CONF.	7- 5	131	0	43	48	84	84	1	1	
TOTALS	RPI 1-25	RPI 26-50	W-L RECORDS	RPI 51-100	RPI 101-150	RPI 150+				
11- 13	0- 8	0- 1	OVERALL	2- 3	4- 1	5- 0				
7- 6	0- 3	0- 1	HOME	2- 1	1- 1	4- 0				
3- 4	0- 2	0- 0	AWAY	0- 2	3- 0	0- 0				
1- 3	0- 3	0- 0	NEUTRAL	0- 0	0- 0	1- 0				
7- 5	0- 4	0- 0	NON-CONFERENCE	1- 1	1- 0	5- 0				
5- 1	0- 1	0- 0	HOME	1- 0	0- 0	4- 0				
1- 1	0- 0	0- 0	AWAY	0- 1	1- 0	0- 0				
1- 3	0- 3	0- 0	NEUTRAL	0- 0	0- 0	1- 0				
4- 8	0- 4	0- 1	CONFERENCE	1- 2	3- 1	0- 0				
2- 5	0- 2	0- 1	HOME	1- 1	1- 1	0- 0				
2- 3	0- 2	0- 0	AWAY	0- 1	2- 0	0- 0				
0- 0	0- 0	0- 0	NEUTRAL	0- 0	0- 0	0- 0				

RPI	S	Opponent	Score
1	N	South Carolina	53 68
5	A	UCLA	50 66
6	N	Baylor	66 89
10	A	Stanford	58 77
10	H	Stanford	49 71
11	H	Gonzaga	53 76
15	N	Indiana	44 78
21	H	Arizona	67 74

RPI	S	Opponent	Score
28	H	Arizona St.	56 65

RPI	S	Opponent	Score
66	H	Colorado	69 59
72	H	BYU	67 50
75	A	Miami (FL)	68 74
82	A	Southern California	63 74
91	H	Utah	66 78

RPI	S	Opponent	Score
128	A	Boise St.	80 68
136	A	California	96 75
136	H	California	92 66
137	A	Washington	66 59
137	H	Washington	56 65
187	H	Pepperdine	85 48
236	N	Southern U.	69 54
287	H	CSUN	71 61
303	H	UC Irvine	87 59
333	H	Ark.-Pine Bluff	85 56

LAST 10 Division I

91	H	Utah	66 78	82	A	Southern California	63 74
66	H	Colorado	69 59	28	H	Arizona St.	56 65
10	H	Stanford	49 71	21	H	Arizona	67 74
136	H	California	92 66	137	A	Washington	66 59
5	A	UCLA	50 66	136	A	California	96 75

Non-Div I Games:

Washington St.

■ Loss,
 ■ Non-Conf,
 S Site,
 ■ Home
 ■ Away
 N Neutral

Average RPI Win:	275	WON-LOST	WINNING	LAST 10	STRENGTH OF	OPP. STRENGTH	TEAM	ADJ.	CONF.	ADJ CONF.
Average RPI Loss:	183	RECORD	PCT. RANK	GAMES	SCHEDULE	OF SCHEDULE	RPI	RPI	RPI	RPI
DIV. I ONLY	3- 19	330	1-9	251	233	319	319	18	18	
DIV. I NON-CONF.	2- 7	288	0	184	207	259	259	17	17	
TOTALS	RPI 1-25	RPI 26-50	W-L RECORDS	RPI 51-100	RPI 101-150	RPI 150+				
3- 19	0- 1	0- 0	OVERALL	0- 2	0- 4	3- 12				
1- 7	0- 0	0- 0	HOME	0- 0	0- 1	1- 6				
2- 12	0- 1	0- 0	AWAY	0- 2	0- 3	2- 6				
0- 0	0- 0	0- 0	NEUTRAL	0- 0	0- 0	0- 0				
2- 7	0- 1	0- 0	NON-CONFERENCE	0- 1	0- 3	2- 2				
1- 1	0- 0	0- 0	HOME	0- 0	0- 1	1- 0				
1- 6	0- 1	0- 0	AWAY	0- 1	0- 2	1- 2				
0- 0	0- 0	0- 0	NEUTRAL	0- 0	0- 0	0- 0				
1- 12	0- 0	0- 0	CONFERENCE	0- 1	0- 1	1- 10				
0- 6	0- 0	0- 0	HOME	0- 0	0- 0	0- 6				
1- 6	0- 0	0- 0	AWAY	0- 1	0- 1	1- 4				
0- 0	0- 0	0- 0	NEUTRAL	0- 0	0- 0	0- 0				

RPI 1-25				RPI 26-50				RPI 51-100				RPI 101+ Team's RPI: 319			
RPI	S	Opponent	Score	RPI	S	Opponent	Score	RPI	S	Opponent	Score	RPI	S	Opponent	Score
5	A	UCLA	45 85					90	A	Montana St.	52 81	106	A	Pacific	53 76
								91	A	Utah	46 75	121	A	Idaho	50 70
												137	A	Washington	41 94
												146	H	Portland	59 78
												168	H	Southern Utah	71 87
												174	A	Montana	57 85
												186	A	Northern Ariz.	61 92
												186	H	Northern Ariz.	82 88
												197	H	Idaho St.	54 65
												206	H	Portland St.	57 76
												213	A	Northern Colo.	65 60
												213	H	Northern Colo.	65 69
												216	A	UTEP	51 70
												288	A	UC Riverside	64 54
												306	A	Eastern Wash.	53 63
												307	A	Sacramento St.	52 58
												307	H	Sacramento St.	67 91
												322	A	New Mexico St.	47 77
												324	H	Utah Valley	72 46
LAST 10 Division I															
186	A	Northern Ariz.	61 92	90	A	Montana St.	52 81	206	H	Portland St.	57 76				
307	A	Sacramento St.	52 58	197	H	Idaho St.	54 65	307	H	Sacramento St.	67 91				
213	H	Northern Colo.	65 69	213	A	Northern Colo.	65 60								
168	H	Southern Utah	71 87												
174	A	Montana	57 85												

Non-Div I Games:

Weber St.

West Virginia

Through Games Of Feb. 12, 2020

Average RPI Win:	153	WON-LOST	WINNING	LAST 10	STRENGTH OF	OPP. STRENGTH	TEAM	ADJ.	CONF.	ADJ CONF.
Average RPI Loss:	43	RECORD	PCT. RANK	GAMES	SCHEDULE	OF SCHEDULE	RPI	RPI	RPI	RPI
DIV. I ONLY	14- 8	89	3-7	71	16	60	60	3	3	
DIV. I NON-CONF.	10- 1	20	0	152	145	38	38	4	4	
TOTALS	RPI 1-25	RPI 26-50	W-L RECORDS	RPI 51-100	RPI 101-150	RPI 150+				
14- 8	1- 2	2- 5	OVERALL	2- 0	3- 1	6- 0				
7- 3	0- 0	2- 2	HOME	0- 0	1- 1	4- 0				
3- 4	1- 2	0- 2	AWAY	0- 0	2- 0	0- 0				
4- 1	0- 0	0- 1	NEUTRAL	2- 0	0- 0	2- 0				
10- 1	1- 0	0- 1	NON-CONFERENCE	2- 0	1- 0	6- 0				
5- 0	0- 0	0- 0	HOME	0- 0	1- 0	4- 0				
1- 0	1- 0	0- 0	AWAY	0- 0	0- 0	0- 0				
4- 1	0- 0	0- 1	NEUTRAL	2- 0	0- 0	2- 0				
4- 7	0- 2	2- 4	CONFERENCE	0- 0	2- 1	0- 0				
2- 3	0- 0	2- 2	HOME	0- 0	0- 1	0- 0				
2- 4	0- 2	0- 2	AWAY	0- 0	2- 0	0- 0				
0- 0	0- 0	0- 0	NEUTRAL	0- 0	0- 0	0- 0				

RPI 1-25				RPI 26-50				RPI 51-100				RPI 101+			
RPI	S	Opponent	Score	RPI	S	Opponent	Score	RPI	S	Opponent	Score	RPI	S	Opponent	Score
6	A	Baylor	51 91	35	N	Creighton	75 82	88	N	Syracuse	71 69	102	A	Kansas St.	74 63
9	A	Mississippi St.	71 65	37	H	Texas	68 63	97	N	Michigan St.	63 57	102	H	Kansas St.	55 56
22	A	TCU	60 73	42	H	Iowa St.	79 71					124	A	Kansas	68 49
				45	A	Oklahoma	58 68					142	H	Cornell	68 62
				45	H	Oklahoma	49 73					170	N	Norfolk St.	72 55
				46	A	Oklahoma St.	57 60					207	N	New Mexico	73 60
				46	H	Oklahoma St.	55 57					217	H	Radford	74 37
												253	H	Saint Francis (PA)	74 45
												305	H	Presbyterian	56 40
												342	H	Coppin St.	82 47
LAST 10 Division I															
102	H	Kansas St.	55 56	46	H	Oklahoma St.	55 57								
46	A	Oklahoma St.	57 60	6	A	Baylor	51 91								
45	A	Oklahoma	58 68	45	H	Oklahoma	49 73								
42	H	Iowa St.	79 71	37	H	Texas	68 63								
22	A	TCU	60 73	124	A	Kansas	68 49								

Non-Div I Games:

West Virginia

■ Loss,
 ■ Non-Conf,
 ■ S Site,
 ■ H Home
 ■ A Away
 N Neutral

Average RPI Win:	297	WON-LOST	WINNING	LAST 10	STRENGTH OF	OPP. STRENGTH	TEAM	ADJ.	CONF.	ADJ CONF.
Average RPI Loss:	196	RECORD	PCT. RANK	GAMES	SCHEDULE	OF SCHEDULE	RPI	RPI	RPI	RPI
DIV. I ONLY	3- 19	330	2-8	254	322	337	337	26	26	
DIV. I NON-CONF.	1- 12	335	0-1	139	345	326	326	21	21	
TOTALS	RPI 1-25	RPI 26-50	W-L RECORDS	RPI 51-100	RPI 101-150	RPI 150+				
3- 19	0- 0	0- 0	OVERALL	0- 2	0- 4	3- 13				
2- 9	0- 0	0- 0	HOME	0- 1	0- 1	2- 7				
1- 10	0- 0	0- 0	AWAY	0- 1	0- 3	1- 6				
0- 0	0- 0	0- 0	NEUTRAL	0- 0	0- 0	0- 0				
1- 12	0- 0	0- 0	NON-CONFERENCE	0- 2	0- 3	1- 7				
1- 6	0- 0	0- 0	HOME	0- 1	0- 1	1- 4				
0- 6	0- 0	0- 0	AWAY	0- 1	0- 2	0- 3				
0- 0	0- 0	0- 0	NEUTRAL	0- 0	0- 0	0- 0				
2- 7	0- 0	0- 0	CONFERENCE	0- 0	0- 1	2- 6				
1- 3	0- 0	0- 0	HOME	0- 0	0- 0	1- 3				
1- 4	0- 0	0- 0	AWAY	0- 0	0- 1	1- 3				
0- 0	0- 0	0- 0	NEUTRAL	0- 0	0- 0	0- 0				

RPI 1-25				RPI 26-50				RPI 51-100				RPI 101+				Team's RPI: 337	
RPI	S	Opponent	Score	RPI	S	Opponent	Score	RPI	S	Opponent	Score	RPI	S	Opponent	Score		
								81	A	North Carolina	55	92	103	H	Campbell	40	61
								99	H	Coastal Caro.	43	66	122	A	Davidson	51	101
													139	A	Elon	24	68
													149	A	UNC Greensboro	43	54
													162	H	Tennessee Tech	58	62
													173	H	Samford	50	62
													189	A	Furman	53	69
													191	H	Cleveland St.	61	68
													214	A	Gardner-Webb	62	88
													229	A	Chattanooga	61	53
													229	H	Chattanooga	52	59
													233	H	UNC Asheville	47	64
													257	H	Winthrop	60	63
													258	A	Col. of Charleston	62	73
													266	A	Wofford	63	76
													268	A	ETSU	49	76
													268	H	ETSU	57	62
													318	H	Mercer	51	40
													332	A	USC Upstate	62	70
													343	H	Charleston So.	69	64
LAST 10 Division I																	
				229	A	Chattanooga	61	53	266	A	Wofford	63	76				
				268	A	ETSU	49	76	149	A	UNC Greensboro	43	54				
				318	H	Mercer	51	40	268	H	ETSU	57	62				
				173	H	Samford	50	62	229	H	Chattanooga	52	59				
				189	A	Furman	53	69	258	A	Col. of Charleston	62	73				

Non-Div I Games: Southern Wesleyan 70 37 UVa-Wise 64 55

Western Caro.

Average RPI Win:	281	WON-LOST	WINNING	LAST 10	STRENGTH OF	OPP. STRENGTH	TEAM	ADJ.	CONF.	ADJ CONF.
Average RPI Loss:	92	RECORD	PCT. RANK	GAMES	SCHEDULE	OF SCHEDULE	RPI	RPI	RPI	RPI
DIV. I ONLY	10- 11	196	7-3	247	145	210	210	19	19	
DIV. I NON-CONF.	3- 7	252	0	183	61	242	242	18	18	
TOTALS	RPI 1-25	RPI 26-50	W-L RECORDS	RPI 51-100	RPI 101-150	RPI 150+				
10- 11	0- 0	0- 4	OVERALL	0- 4	1- 1	9- 2				
6- 3	0- 0	0- 2	HOME	0- 1	1- 0	5- 0				
4- 6	0- 0	0- 2	AWAY	0- 2	0- 1	4- 1				
0- 2	0- 0	0- 0	NEUTRAL	0- 1	0- 0	0- 1				
3- 7	0- 0	0- 3	NON-CONFERENCE	0- 2	1- 1	2- 1				
2- 1	0- 0	0- 1	HOME	0- 0	1- 0	1- 0				
1- 4	0- 0	0- 2	AWAY	0- 1	0- 1	1- 0				
0- 2	0- 0	0- 0	NEUTRAL	0- 1	0- 0	0- 1				
7- 4	0- 0	0- 1	CONFERENCE	0- 2	0- 0	7- 1				
4- 2	0- 0	0- 1	HOME	0- 1	0- 0	4- 0				
3- 2	0- 0	0- 0	AWAY	0- 1	0- 0	3- 1				
0- 0	0- 0	0- 0	NEUTRAL	0- 0	0- 0	0- 0				

RPI 1-25				RPI 26-50				RPI 51-100				RPI 101+ Team's RPI: 210			
RPI	S	Opponent	Score	RPI	S	Opponent	Score	RPI	S	Opponent	Score	RPI	S	Opponent	Score
				29	A	Drake	75 94	64	A	South Dakota St.	45 75	129	H	Southeast Mo. St.	97 91
				39	A	Purdue	59 66	64	H	South Dakota St.	48 89	133	A	Missouri	89 97
				40	H	South Dakota	65 96	79	A	Illinois St.	65 78	209	H	Oral Roberts	75 61
				43	H	Bradley	49 84	83	N	Southern Ill.	65 79	212	A	North Dakota	71 77
												222	N	Eastern Ill.	52 60
												284	H	Indiana St.	83 72
												292	A	North Dakota St.	79 78
												292	H	North Dakota St.	86 79
												294	H	Denver	82 75
												304	A	Omaha	83 69
												329	A	Purdue Fort Wayne	83 74
												329	H	Purdue Fort Wayne	79 68
												350	A	Chicago St.	88 78
LAST 10 Division I															
				329	A	Purdue Fort Wayne	83 74	209	H	Oral Roberts	75 61				
				292	H	North Dakota St.	86 79	294	H	Denver	82 75				
				64	H	South Dakota St.	48 89	329	H	Purdue Fort Wayne	79 68				
				212	A	North Dakota	71 77	64	A	South Dakota St.	45 75				
				304	A	Omaha	83 69	292	A	North Dakota St.	79 78				

Non-Div I Games: Culver-Stockton 82 76 Ill.-Springfield 91 51 Mo. Baptist 90 69

Western Ill.

Average RPI Win:	158	WON-LOST	WINNING	LAST 10	STRENGTH OF	OPP. STRENGTH	TEAM	ADJ.	CONF.	ADJ CONF.
Average RPI Loss:	98	RECORD	PCT. RANK	GAMES	SCHEDULE	OF SCHEDULE	RPI	RPI	RPI	RPI
DIV. I ONLY	16- 6	52	8-2	81	81	30	30	13	13	
DIV. I NON-CONF.	8- 3	68	0	86	7	25	25	14	14	
TOTALS	RPI 1-25	RPI 26-50	W-L RECORDS	RPI 51-100	RPI 101-150	RPI 150+				
16- 6	1- 1	1- 2	OVERALL	4- 1	1- 0	9- 2				
8- 0	1- 0	1- 0	HOME	2- 0	1- 0	3- 0				
7- 6	0- 1	0- 2	AWAY	2- 1	0- 0	5- 2				
1- 0	0- 0	0- 0	NEUTRAL	0- 0	0- 0	1- 0				
8- 3	1- 1	1- 1	NON-CONFERENCE	2- 0	0- 0	4- 1				
4- 0	1- 0	1- 0	HOME	1- 0	0- 0	1- 0				
3- 3	0- 1	0- 1	AWAY	1- 0	0- 0	2- 1				
1- 0	0- 0	0- 0	NEUTRAL	0- 0	0- 0	1- 0				
8- 3	0- 0	0- 1	CONFERENCE	2- 1	1- 0	5- 1				
4- 0	0- 0	0- 0	HOME	1- 0	1- 0	2- 0				
4- 3	0- 0	0- 1	AWAY	1- 1	0- 0	3- 1				
0- 0	0- 0	0- 0	NEUTRAL	0- 0	0- 0	0- 0				

RPI 1-25				RPI 26-50				Team's RPI: 30				RPI 51-100				RPI 101+			
RPI	S	Opponent	Score	RPI	S	Opponent	Score	RPI	S	Opponent	Score	RPI	S	Opponent	Score	RPI	S	Opponent	Score
12	A	Louisville	56 75	32	A	Old Dominion	65 76	56	H	Belmont	77 46	113	H	UAB	69 65				
17	H	Central Mich.	93 58	39	A	Purdue	50 67	62	H	Middle Tenn.	71 63	158	A	Saint Mary's (CA)	73 80				
				45	H	Oklahoma	74 63	65	A	Ball St.	91 86	173	A	Samford	88 84				
								78	A	Charlotte	60 56	177	H	Fla. Atlantic	68 59				
								85	A	Rice	65 73	182	H	Little Rock	77 58				
												223	A	Southern Miss.	81 65				
												241	A	Louisiana Tech	84 75				
												244	N	Tulsa	76 63				
												246	A	Marshall	74 65				
												262	A	North Texas	54 61				
												286	H	FIU	71 51				
												318	A	Mercer	75 62				
LAST 10 Division I																			
223	A	Southern Miss.	81 65	78	A	Charlotte	60 56												
241	A	Louisiana Tech	84 75	32	A	Old Dominion	65 76												
286	H	FIU	71 51	62	H	Middle Tenn.	71 63												
177	H	Fla. Atlantic	68 59	113	H	UAB	69 65												
246	A	Marshall	74 65	85	A	Rice	65 73												

Non-Div I Games:

Western Ky.

Average RPI Win:	227	WON-LOST	WINNING	LAST 10	STRENGTH OF	OPP. STRENGTH	TEAM	ADJ.	CONF.	ADJ CONF.
Average RPI Loss:	128	RECORD	PCT. RANK	GAMES	SCHEDULE	OF SCHEDULE	RPI	RPI	RPI	RPI
DIV. I ONLY	11- 10	160	4-6	165	178	164	164	10	10	
DIV. I NON-CONF.	6- 4	123	0	274	328	184	184	10	10	
TOTALS	RPI 1-25	RPI 26-50	W-L RECORDS	RPI 51-100	RPI 101-150	RPI 150+				
11- 10	0- 1	0- 1	OVERALL	1- 2	2- 1	8- 5				
6- 3	0- 1	0- 0	HOME	1- 0	1- 0	4- 2				
3- 6	0- 0	0- 1	AWAY	0- 1	1- 1	2- 3				
2- 1	0- 0	0- 0	NEUTRAL	0- 1	0- 0	2- 0				
6- 4	0- 0	0- 1	NON-CONFERENCE	0- 1	1- 0	5- 2				
2- 1	0- 0	0- 0	HOME	0- 0	0- 0	2- 1				
2- 2	0- 0	0- 1	AWAY	0- 0	1- 0	1- 1				
2- 1	0- 0	0- 0	NEUTRAL	0- 1	0- 0	2- 0				
5- 6	0- 1	0- 0	CONFERENCE	1- 1	1- 1	3- 3				
4- 2	0- 1	0- 0	HOME	1- 0	1- 0	2- 1				
1- 4	0- 0	0- 0	AWAY	0- 1	0- 1	1- 2				
0- 0	0- 0	0- 0	NEUTRAL	0- 0	0- 0	0- 0				

RPI 1-25				RPI 26-50				RPI 51-100				RPI 101+ Team's RPI: 164			
RPI	S	Opponent	Score	RPI	S	Opponent	Score	RPI	S	Opponent	Score	RPI	S	Opponent	Score
17	H	Central Mich.	70 80	31	A	Michigan	55 76	52	H	Ohio	73 72	104	A	Kent St.	63 75
								65	A	Ball St.	65 68	119	H	Buffalo	74 62
								68	N	Stony Brook	47 50	134	A	Loyola Chicago	70 60
												152	H	Toledo	84 72
												160	H	Eastern Mich.	79 83
												177	H	Fla. Atlantic	79 80
												181	A	Miami (OH)	67 70
												201	A	Akron	56 51
												201	H	Akron	79 71
												216	A	UTEP	46 76
												260	A	Bowling Green	63 72
												294	N	Denver	79 70
												322	N	New Mexico St.	79 76
												331	H	Detroit Mercy	82 67
												341	A	UIC	80 52
												350	H	Chicago St.	90 69
LAST 10 Division I															
119	H	Buffalo	74 62	260	A	Bowling Green	63 72	17	H	Central Mich.	70 80				
160	H	Eastern Mich.	79 83	52	H	Ohio	73 72	104	A	Kent St.	63 75				
181	A	Miami (OH)	67 70	65	A	Ball St.	65 68	201	A	Akron	56 51				
65	A	Ball St.	65 68												
201	H	Akron	79 71												

Non-Div I Games: Kentucky St. 80 41

Western Mich.

Average RPI Win:	209	WON-LOST	WINNING	LAST 10	STRENGTH OF	OPP. STRENGTH	TEAM	ADJ.	CONF.	ADJ CONF.
Average RPI Loss:	100	RECORD	PCT. RANK	GAMES	SCHEDULE	OF SCHEDULE	RPI	RPI	RPI	RPI
DIV. I ONLY	13- 11	154	5-5	198	76	166	166	9	9	
DIV. I NON-CONF.	8- 5	117	0	208	102	134	134	9	9	
<hr/>										
TOTALS	RPI 1-25	RPI 26-50	W-L RECORDS	RPI 51-100	RPI 101-150	RPI 150+				
13- 11	0- 2	1- 3	OVERALL	3- 1	0- 2	9- 3				
9- 4	0- 0	1- 1	HOME	1- 1	0- 2	7- 0				
3- 6	0- 2	0- 1	AWAY	1- 0	0- 0	2- 3				
1- 1	0- 0	0- 1	NEUTRAL	1- 0	0- 0	0- 0				
8- 5	0- 1	1- 3	NON-CONFERENCE	1- 0	0- 0	6- 1				
6- 1	0- 0	1- 1	HOME	0- 0	0- 0	5- 0				
1- 3	0- 1	0- 1	AWAY	0- 0	0- 0	1- 1				
1- 1	0- 0	0- 1	NEUTRAL	1- 0	0- 0	0- 0				
5- 6	0- 1	0- 0	CONFERENCE	2- 1	0- 2	3- 2				
3- 3	0- 0	0- 0	HOME	1- 1	0- 2	2- 0				
2- 3	0- 1	0- 0	AWAY	1- 0	0- 0	1- 2				
0- 0	0- 0	0- 0	NEUTRAL	0- 0	0- 0	0- 0				

RPI 1-25				RPI 26-50				RPI 51-100				RPI 101+				Team's RPI: 166	
RPI	S	Opponent	Score	RPI	S	Opponent	Score	RPI	S	Opponent	Score	RPI	S	Opponent	Score		
4	A	Missouri St.	55 68	33	N	Virginia Tech	63 84	70	H	South Fla.	50 56	145	H	Tulane	56 61		
7	A	UConn	55 83	35	A	Creighton	46 56	76	A	Temple	85 75	148	H	Memphis	60 69		
				45	H	Oklahoma	88 83	76	H	Temple	72 70	160	H	Eastern Mich.	63 52		
				48	H	UNI	50 61	90	N	Montana St.	66 64	175	A	Houston	56 64		
												209	A	Oral Roberts	66 79		
												231	A	SMU	44 64		
												236	H	Southern U.	69 63		
												241	A	Louisiana Tech	88 80		
												244	H	Tulsa	57 46		
												275	A	East Carolina	61 53		
												275	H	East Carolina	57 55		
												317	H	Houston Baptist	59 42		
												333	H	Ark.-Pine Bluff	100 50		
												347	H	Grambling	77 65		
LAST 10 Division I																	
				148	H	Memphis	60 69	70	H	South Fla.	50 56						
				76	A	Temple	85 75	76	H	Temple	72 70						
				275	H	East Carolina	57 55	244	H	Tulsa	57 46						
				231	A	SMU	44 64	275	A	East Carolina	61 53						
				175	A	Houston	56 64	145	H	Tulane	56 61						

William & Mary

Through Games Of Feb. 12, 2020

Average RPI Win:	240	WON-LOST	WINNING	LAST 10	STRENGTH OF	OPP. STRENGTH	TEAM	ADJ.	CONF.	ADJ CONF.
Average RPI Loss:	109	RECORD	PCT. RANK	GAMES	SCHEDULE	OF SCHEDULE	RPI	RPI	RPI	RPI
DIV. I ONLY	16- 6	52	7-3	300	148	126	126	14	14	
DIV. I NON-CONF.	9- 2	37	0	321	194	119	119	13	13	
TOTALS	RPI 1-25	RPI 26-50	W-L RECORDS	RPI 51-100	RPI 101-150	RPI 150+				
16- 6	0- 0	0- 2	OVERALL	0- 1	2- 2	14- 1				
6- 3	0- 0	0- 1	HOME	0- 1	0- 0	6- 1				
10- 3	0- 0	0- 1	AWAY	0- 0	2- 2	8- 0				
0- 0	0- 0	0- 0	NEUTRAL	0- 0	0- 0	0- 0				
9- 2	0- 0	0- 1	NON-CONFERENCE	0- 0	1- 1	8- 0				
4- 1	0- 0	0- 1	HOME	0- 0	0- 0	4- 0				
5- 1	0- 0	0- 0	AWAY	0- 0	1- 1	4- 0				
0- 0	0- 0	0- 0	NEUTRAL	0- 0	0- 0	0- 0				
7- 4	0- 0	0- 1	CONFERENCE	0- 1	1- 1	6- 1				
2- 2	0- 0	0- 0	HOME	0- 1	0- 0	2- 1				
5- 2	0- 0	0- 1	AWAY	0- 0	1- 1	4- 0				
0- 0	0- 0	0- 0	NEUTRAL	0- 0	0- 0	0- 0				

RPI 1-25			RPI 26-50			RPI 51-100			RPI 101+ Team's RPI: 126		
RPI	S	Opponent	Score	RPI	S	Opponent	Score	RPI	S	Opponent	Score
				32	H	Old Dominion	58 69	54	H	Drexel	54 61
				44	A	James Madison	70 84				
								116	A	Richmond	73 76
								117	A	VCU	69 55
								139	A	Elon	84 77
								144	A	Northeastern	55 61
								153	A	George Washington	63 51
								170	H	Norfolk St.	65 56
								183	A	Towson	83 75
								188	H	Delaware	68 58
								258	A	Col. of Charleston	80 74
								258	H	Col. of Charleston	85 60
								261	A	Delaware St.	73 52
								264	A	UNCW	63 55
								264	H	UNCW	55 72
								275	A	East Carolina	78 68
								293	H	UMBC	76 48
								302	A	Army West Point	77 65
								316	A	Hofstra	66 53
								320	H	UMES	78 50
								349	H	Hartford	61 44
LAST 10 Division I											
264	A	UNCW	63 55	144	A	Northeastern	55 61				
258	A	Col. of Charleston	80 74	316	A	Hofstra	66 53				
139	A	Elon	84 77	258	H	Col. of Charleston	85 60				
54	H	Drexel	54 61	264	H	UNCW	55 72				
188	H	Delaware	68 58	183	A	Towson	83 75				

Non-Div I Games:

William & Mary

Loss, Non-Conf, S Site, H Home A Away N Neutral

Average RPI Win:	286	WON-LOST	WINNING	LAST 10	STRENGTH OF	OPP. STRENGTH	TEAM	ADJ.	CONF.	ADJ CONF.
Average RPI Loss:	187	RECORD	PCT. RANK	GAMES	SCHEDULE	OF SCHEDULE	RPI	RPI	RPI	RPI
DIV. I ONLY	10- 12	208	5-5	305	319	257	257	25	25	
DIV. I NON-CONF.	3- 6	235	0	296	305	286	286	28	28	
TOTALS	RPI 1-25	RPI 26-50	W-L RECORDS	RPI 51-100	RPI 101-150	RPI 150+				
10- 12	0- 0	0- 2	OVERALL	0- 0	0- 1	10- 9				
5- 4	0- 0	0- 0	HOME	0- 0	0- 0	5- 4				
5- 7	0- 0	0- 2	AWAY	0- 0	0- 1	5- 4				
0- 1	0- 0	0- 0	NEUTRAL	0- 0	0- 0	0- 1				
3- 6	0- 0	0- 2	NON-CONFERENCE	0- 0	0- 0	3- 4				
0- 3	0- 0	0- 0	HOME	0- 0	0- 0	0- 3				
3- 2	0- 0	0- 2	AWAY	0- 0	0- 0	3- 0				
0- 1	0- 0	0- 0	NEUTRAL	0- 0	0- 0	0- 1				
7- 6	0- 0	0- 0	CONFERENCE	0- 0	0- 1	7- 5				
5- 1	0- 0	0- 0	HOME	0- 0	0- 0	5- 1				
2- 5	0- 0	0- 0	AWAY	0- 0	0- 1	2- 4				
0- 0	0- 0	0- 0	NEUTRAL	0- 0	0- 0	0- 0				

RPI S	Opponent	Score	RPI S	Opponent	Score	RPI S	Opponent	Score	RPI S	Opponent	Score	Team's RPI: 257
			27	A Kentucky	36 91				103	A Campbell	47 63	
			32	A Old Dominion	44 68				161	A Hampton	48 62	
									161	H Hampton	72 66	
									194	A High Point	61 94	
									194	H High Point	69 63	
									214	A Gardner-Webb	59 71	
									217	A Radford	53 54	
									233	H UNC Asheville	43 50	
									245	H Iona	61 68	
									258	H Col. of Charleston	73 84	
									259	H Longwood	74 63	
									264	A UNCW	75 63	
									266	N Wofford	59 60	
									299	H Ga. Southern	47 91	
									305	H Presbyterian	61 54	
									321	A N.C. Central	56 46	
									332	A USC Upstate	52 38	
									337	A Western Caro.	63 60	
									343	A Charleston So.	58 53	
									343	H Charleston So.	56 46	
LAST 10 Division I												
			161	A Hampton	48 62				259	H Longwood	74 63	
			343	H Charleston So.	56 46				217	A Radford	53 54	
			194	A High Point	61 94				103	A Campbell	47 63	
			233	H UNC Asheville	43 50				305	H Presbyterian	61 54	
			343	A Charleston So.	58 53				332	A USC Upstate	52 38	

Non-Div I Games:

Winthrop

■ Loss,
 ■ Non-Conf,
 ■ S Site,
 ■ H Home
 ■ A Away
 N Neutral

Average RPI Win:	203	WON-LOST	WINNING	LAST 10	STRENGTH OF	OPP. STRENGTH	TEAM	ADJ.	CONF.	ADJ CONF.
Average RPI Loss:	51	RECORD	PCT. RANK	GAMES	SCHEDULE	OF SCHEDULE	RPI	RPI	RPI	RPI
DIV. I ONLY	11- 13	203	2-8	66	61	131	131	2	2	
DIV. I NON-CONF.	8- 3	68	0	162	247	91	91	2	2	
TOTALS	RPI 1-25	RPI 26-50	W-L RECORDS	RPI 51-100	RPI 101-150	RPI 150+				
11- 13	0- 2	0- 5	OVERALL	2- 6	1- 0	8- 0				
7- 5	0- 1	0- 2	HOME	0- 2	1- 0	6- 0				
3- 7	0- 1	0- 2	AWAY	1- 4	0- 0	2- 0				
1- 1	0- 0	0- 1	NEUTRAL	1- 0	0- 0	0- 0				
8- 3	0- 0	0- 1	NON-CONFERENCE	1- 2	1- 0	6- 0				
6- 0	0- 0	0- 0	HOME	0- 0	1- 0	5- 0				
1- 2	0- 0	0- 0	AWAY	0- 2	0- 0	1- 0				
1- 1	0- 0	0- 1	NEUTRAL	1- 0	0- 0	0- 0				
3- 10	0- 2	0- 4	CONFERENCE	1- 4	0- 0	2- 0				
1- 5	0- 1	0- 2	HOME	0- 2	0- 0	1- 0				
2- 5	0- 1	0- 2	AWAY	1- 2	0- 0	1- 0				
0- 0	0- 0	0- 0	NEUTRAL	0- 0	0- 0	0- 0				

RPI	S	Opponent	Score	RPI	S	Opponent	Score	RPI	S	Opponent	Score	RPI	S	Opponent	Score	Team's RPI: 131
8	H	Iowa	78 85	26	A	Ohio St.	74 82	58	A	Minnesota	72 62	112	H	North Florida	75 62	
15	A	Indiana	65 75	31	H	Michigan	56 68	58	H	Minnesota	64 73	172	A	Illinois	73 64	
				38	N	Arkansas	64 68	65	N	Ball St.	67 56	205	H	Penn St.	71 65	
				39	A	Purdue	61 72	66	A	Colorado	57 74	222	H	Eastern Ill.	63 55	
				47	H	Rutgers	61 64	74	A	Nebraska	50 65	234	H	Milwaukee	71 40	
								74	H	Nebraska	71 72	266	H	Wofford	78 65	
								87	A	Georgia Tech	41 60	289	H	Prairie View	68 42	
								97	A	Michigan St.	52 69	292	A	North Dakota St.	64 63	
												323	H	Alabama St.	85 67	
LAST 10 Division I																
26	A	Ohio St.	74 82	58	A	Minnesota	72 62									
58	H	Minnesota	64 73	8	H	Iowa	78 85									
172	A	Illinois	73 64	31	H	Michigan	56 68									
15	A	Indiana	65 75	97	A	Michigan St.	52 69									
74	H	Nebraska	71 72	74	A	Nebraska	50 65									

Non-Div I Games:

Wisconsin

■ Loss,
 ■ Non-Conf,
 ■ S Site,
 ■ H Home
 ■ A Away
 N Neutral

RPI 1-25				RPI 26-50				RPI 51-100				RPI 101+			
RPI	S	Opponent	Score	RPI	S	Opponent	Score	RPI	S	Opponent	Score	RPI	S	Opponent	Score
								99	H	Coastal Caro.	73 78	124	A	Kansas	64 83
												127	A	Auburn	82 84
												131	A	Wisconsin	65 78
												149	H	UNC Greensboro	66 61
												173	A	Samford	69 63
												173	H	Samford	58 74
												189	H	Furman	66 62
												202	A	Northern Ky.	72 80
												214	A	Gardner-Webb	53 67
												229	A	Chattanooga	76 80
												233	H	UNC Asheville	75 38
												250	H	Appalachian St.	51 54
												257	N	Winthrop	60 59
												259	H	Longwood	79 76
												268	A	ETSU	76 47
												299	H	Ga. Southern	57 70
												305	H	Presbyterian	67 60
												318	A	Mercer	53 54
												318	H	Mercer	77 49
												337	H	Western Caro.	76 63
				LAST 10 Division I											
				173	A	Samford	69 63	268	A	ETSU	76 47				
				318	A	Mercer	53 54	229	A	Chattanooga	76 80				
				189	H	Furman	66 62	318	H	Mercer	77 49				
				149	H	UNC Greensboro	66 61	173	H	Samford	58 74				
				337	H	Western Caro.	76 63	124	A	Kansas	64 83				

Wofford

Page 346

RPI 1-25				RPI 26-50				RPI 51-100				RPI 101+ Team's RPI: 156			
RPI	S	Opponent	Score	RPI	S	Opponent	Score	RPI	S	Opponent	Score	RPI	S	Opponent	Score
				42	A	Iowa St.	71 79	53	A	IUPUI	60 80	120	A	UT Arlington	62 68
				50	A	UCF	53 69					123	H	Abilene Christian	64 83
												124	N	Kansas	63 74
												138	A	Green Bay	70 58
												138	H	Green Bay	59 68
												191	A	Cleveland St.	75 73
												191	H	Cleveland St.	78 62
												202	A	Northern Ky.	63 55
												219	H	CSU Bakersfield	65 60
												231	A	SMU	69 61
												234	A	Milwaukee	58 60
												234	H	Milwaukee	67 77
												247	A	Youngstown St.	67 54
												247	H	Youngstown St.	91 41
												252	N	Loyola Maryland	66 51
												263	A	Xavier	86 74
												282	H	Oakland	85 66
												285	N	St. Bonaventure	56 57
												331	H	Detroit Mercy	67 61
												341	A	UIC	58 43
LAST 10 Division I															
				191	A	Cleveland St.	75 73	331	H	Detroit Mercy	67 61				
				247	A	Youngstown St.	67 54	202	A	Northern Ky.	63 55				
				234	H	Milwaukee	67 77	53	A	IUPUI	60 80				
				138	H	Green Bay	59 68	341	A	UIC	58 43				
				282	H	Oakland	85 66	247	H	Youngstown St.	91 41				

W
r
i
g
h
t
s
t
.

Wright St.

Page 347

Wyoming

Through Games Of Feb. 12, 2020

Average RPI Win:	238	WON-LOST	WINNING	LAST 10	STRENGTH OF	OPP. STRENGTH	TEAM	ADJ.	CONF.	ADJ CONF.
Average RPI Loss:	156	RECORD	PCT. RANK	GAMES	SCHEDULE	OF SCHEDULE	RPI	RPI	RPI	RPI
DIV. I ONLY	10- 11	196	4-6	192	224	204	204	17	17	
DIV. I NON-CONF.	3- 5	224	0	215	231	258	258	23	23	
TOTALS	RPI 1-25	RPI 26-50	W-L RECORDS	RPI 51-100	RPI 101-150	RPI 150+				
10- 11	0- 1	0- 0	OVERALL	0- 3	2- 1	8- 6				
6- 5	0- 1	0- 0	HOME	0- 1	2- 0	4- 3				
4- 6	0- 0	0- 0	AWAY	0- 2	0- 1	4- 3				
0- 0	0- 0	0- 0	NEUTRAL	0- 0	0- 0	0- 0				
3- 5	0- 1	0- 0	NON-CONFERENCE	0- 2	0- 0	3- 2				
2- 3	0- 1	0- 0	HOME	0- 1	0- 0	2- 1				
1- 2	0- 0	0- 0	AWAY	0- 1	0- 0	1- 1				
0- 0	0- 0	0- 0	NEUTRAL	0- 0	0- 0	0- 0				
7- 6	0- 0	0- 0	CONFERENCE	0- 1	2- 1	5- 4				
4- 2	0- 0	0- 0	HOME	0- 0	2- 0	2- 2				
3- 4	0- 0	0- 0	AWAY	0- 1	0- 1	3- 2				
0- 0	0- 0	0- 0	NEUTRAL	0- 0	0- 0	0- 0				

RPI 1-25				RPI 26-50				RPI 51-100				RPI 101+ Team's RPI: 204			
RPI	S	Opponent	Score	RPI	S	Opponent	Score	RPI	S	Opponent	Score	RPI	S	Opponent	Score
11	H	Gonzaga	54 65					55	A	Fresno St.	59 89	128	A	Boise St.	48 67
								64	A	South Dakota St.	40 67	128	H	Boise St.	73 68
								66	H	Colorado	56 66	147	H	San Jose St.	80 45
												158	H	Saint Mary's (CA)	69 67
												184	A	UNLV	53 65
												207	A	New Mexico	73 66
												207	H	New Mexico	71 74
												213	H	Northern Colo.	44 46
												242	A	San Diego St.	60 67
												242	H	San Diego St.	81 67
												251	H	Nevada	83 59
												254	H	Colorado St.	49 56
												290	A	Utah St.	65 54
												292	A	North Dakota St.	66 57
												294	A	Denver	57 71
												311	A	Air Force	65 63
												351	H	Mississippi Val.	95 22
LAST 10 Division I															
207	H	New Mexico	71 74	55	A	Fresno St.	59 89								
128	A	Boise St.	48 67	251	H	Nevada	83 59								
147	H	San Jose St.	80 45	184	A	UNLV	53 65								
290	A	Utah St.	65 54	242	A	San Diego St.	60 67								
242	H	San Diego St.	81 67	254	H	Colorado St.	49 56								

Non-Div I Games: Colo. Christian 70 31

Wyoming

■ Loss,
 ■ Non-Conf, S Site,
 ■ Home
 ■ Away
 N Neutral

Average RPI Win: 166	WON-LOST	WINNING	LAST 10	STRENGTH OF	OPP. STRENGTH	TEAM	ADJ.	CONF.	ADJ CONF.
Average RPI Loss: 100	RECORD	PCT. RANK	GAMES	SCHEDULE	OF SCHEDULE	RPI	RPI	RPI	RPI
DIV. I ONLY	2- 21	344	1-9	39	83	263	263	6	6
DIV. I NON-CONF.	1- 10	329	0	23	139	252	252	6	6
TOTALS	RPI 1-25	RPI 26-50	W-L RECORDS	RPI 51-100	RPI 101-150	RPI 150+			
2- 21	0- 2	0- 2	OVERALL	1- 10	0- 4	1- 3			
1- 11	0- 1	0- 1	HOME	1- 6	0- 0	0- 3			
1- 8	0- 0	0- 1	AWAY	0- 4	0- 3	1- 0			
0- 2	0- 1	0- 0	NEUTRAL	0- 0	0- 1	0- 0			
1- 10	0- 1	0- 0	NON-CONFERENCE	1- 4	0- 3	0- 2			
1- 4	0- 0	0- 0	HOME	1- 2	0- 0	0- 2			
0- 4	0- 0	0- 0	AWAY	0- 2	0- 2	0- 0			
0- 2	0- 1	0- 0	NEUTRAL	0- 0	0- 1	0- 0			
1- 11	0- 1	0- 2	CONFERENCE	0- 6	0- 1	1- 1			
0- 7	0- 1	0- 1	HOME	0- 4	0- 0	0- 1			
1- 4	0- 0	0- 1	AWAY	0- 2	0- 1	1- 0			
0- 0	0- 0	0- 0	NEUTRAL	0- 0	0- 0	0- 0			

RPI 1-25				RPI 26-50				RPI 51-100				RPI 101+ Team's RPI: 263			
RPI	S	Opponent	Score	RPI	S	Opponent	Score	RPI	S	Opponent	Score	RPI	S	Opponent	Score
16	N	Northwestern	59 79	34	H	Marquette	60 80	63	H	St. John's (NY)	67 75	107	A	Rider	57 64
19	H	DePaul	68 91	35	A	Creighton	55 62	65	A	Ball St.	49 70	135	N	Florida	64 67
								66	H	Colorado	53 62	141	A	Robert Morris	57 71
								69	H	Seton Hall	61 83	143	A	Providence	48 60
								76	A	Temple	65 78	156	H	Wright St.	74 86
								84	H	Cincinnati	78 85	240	A	Georgetown	85 64
								91	H	Utah	70 63	240	H	Georgetown	50 63
								93	A	Butler	61 63	272	H	Eastern Ky.	55 56
								93	H	Butler	70 78				
								95	A	Villanova	54 66				
								95	H	Villanova	54 55				
LAST 10 Division I															
240	H	Georgetown	50 63	34	H	Marquette	60 80								
95	H	Villanova	54 55	19	H	DePaul	68 91								
93	A	Butler	61 63	95	A	Villanova	54 66								
143	A	Providence	48 60	240	A	Georgetown	85 64								
35	A	Creighton	55 62	93	H	Butler	70 78								

Non-Div I Games:

Xavier

Average RPI Win:	195	WON-LOST	WINNING	LAST 10	STRENGTH OF	OPP. STRENGTH	TEAM	ADJ.	CONF.	ADJ CONF.
Average RPI Loss:	65	RECORD	PCT. RANK	GAMES	SCHEDULE	OF SCHEDULE	RPI	RPI	RPI	RPI
DIV. I ONLY	15- 4	34	9-1	124	135	41	41	8	8	
DIV. I NON-CONF.	10- 3	57	4-0	128	166	53	53	8	8	
TOTALS	RPI 1-25	RPI 26-50	W-L RECORDS	RPI 51-100	RPI 101-150	RPI 150+				
15- 4	0- 1	0- 0	OVERALL	2- 3	3- 0	10- 0				
6- 1	0- 0	0- 0	HOME	0- 1	1- 0	5- 0				
8- 3	0- 1	0- 0	AWAY	1- 2	2- 0	5- 0				
1- 0	0- 0	0- 0	NEUTRAL	1- 0	0- 0	0- 0				
10- 3	0- 1	0- 0	NON-CONFERENCE	2- 2	2- 0	6- 0				
5- 1	0- 0	0- 0	HOME	0- 1	1- 0	4- 0				
4- 2	0- 1	0- 0	AWAY	1- 1	1- 0	2- 0				
1- 0	0- 0	0- 0	NEUTRAL	1- 0	0- 0	0- 0				
5- 1	0- 0	0- 0	CONFERENCE	0- 1	1- 0	4- 0				
1- 0	0- 0	0- 0	HOME	0- 0	0- 0	1- 0				
4- 1	0- 0	0- 0	AWAY	0- 1	1- 0	3- 0				
0- 0	0- 0	0- 0	NEUTRAL	0- 0	0- 0	0- 0				

RPI S	Opponent	Score	RPI S	Opponent	Score	Team's RPI: 41	RPI S	Opponent	Score	RPI S	Opponent	Score
5	A UCLA	65 100					55	N Fresno St.	87 67	142	A Cornell	74 67
							63	H St. John's (NY)	66 80	143	H Providence	82 79
							81	A North Carolina	66 63	144	A Northeastern	78 63
							94	A Colgate	67 70	163	A Columbia	85 60
							98	A Harvard	57 66	178	H Quinnipiac	63 59
										193	A Dartmouth	67 47
										211	A Brown	73 40
										211	H Brown	79 72
										225	A UMass Lowell	67 59
										280	H Wagner	87 68
										281	A LMU (CA)	81 65
										301	H Sacred Heart	87 40
										318	H Mercer	68 60
LAST 10 Division I												
193	A Dartmouth	67 47	211	H Brown	79 72							
98	A Harvard	57 66	318	H Mercer	68 60							
142	A Cornell	74 67	280	H Wagner	87 68							
163	A Columbia	85 60	81	A North Carolina	66 63							
211	A Brown	73 40	301	H Sacred Heart	87 40							

Non-Div I Games:

Yale

■ Loss,
■ Non-Conf, S Site,
■ Home
■ Away
N Neutral

Average RPI Win:	257	WON-LOST	WINNING	LAST 10	STRENGTH OF	OPP. STRENGTH	TEAM	ADJ.	CONF.	ADJ CONF.
Average RPI Loss:	164	RECORD	PCT. RANK	GAMES	SCHEDULE	OF SCHEDULE	RPI	RPI	RPI	RPI
DIV. I ONLY	9- 13	232	2-8	240	277	247	247	22	22	
DIV. I NON-CONF.	5- 4	140	0	213	236	153	153	20	20	
TOTALS	RPI 1-25	RPI 26-50	W-L RECORDS	RPI 51-100	RPI 101-150	RPI 150+				
9- 13	0- 1	0- 0	OVERALL	1- 1	0- 3	8- 8				
5- 5	0- 0	0- 0	HOME	1- 0	0- 2	4- 3				
4- 8	0- 1	0- 0	AWAY	0- 1	0- 1	4- 5				
0- 0	0- 0	0- 0	NEUTRAL	0- 0	0- 0	0- 0				
5- 4	0- 1	0- 0	NON-CONFERENCE	0- 0	0- 2	5- 1				
3- 1	0- 0	0- 0	HOME	0- 0	0- 1	3- 0				
2- 3	0- 1	0- 0	AWAY	0- 0	0- 1	2- 1				
0- 0	0- 0	0- 0	NEUTRAL	0- 0	0- 0	0- 0				
4- 9	0- 0	0- 0	CONFERENCE	1- 1	0- 1	3- 7				
2- 4	0- 0	0- 0	HOME	1- 0	0- 1	1- 3				
2- 5	0- 0	0- 0	AWAY	0- 1	0- 0	2- 4				
0- 0	0- 0	0- 0	NEUTRAL	0- 0	0- 0	0- 0				

RPI S	Opponent	Score	RPI S	Opponent	Score	RPI S	Opponent	Score	RPI S	Opponent	Score	Team's RPI: 247
15	A Indiana	56 93				53	A IUPUI	69 77	104	H Kent St.	73 82	
						53	H IUPUI	75 73	138	H Green Bay	63 70	
									141	A Robert Morris	43 58	
									156	A Wright St.	41 91	
									156	H Wright St.	54 67	
									160	H Eastern Mich.	79 77	
									191	A Cleveland St.	52 60	
									201	A Akron	62 91	
									202	A Northern Ky.	56 75	
									202	H Northern Ky.	55 59	
									234	H Milwaukee	62 74	
									253	A Saint Francis (PA)	56 46	
									272	A Eastern Ky.	72 63	
									280	H Wagner	64 42	
									282	A Oakland	79 74	
									331	A Detroit Mercy	62 47	
									339	H Canisius	87 59	
									341	A UIC	53 59	
									341	H UIC	77 65	
LAST 10 Division I												
202	H Northern Ky.	55 59	138	H Green Bay	63 70							
156	H Wright St.	54 67	331	A Detroit Mercy	62 47							
53	A IUPUI	69 77	282	A Oakland	79 74							
341	A UIC	53 59	191	A Cleveland St.	52 60							
234	H Milwaukee	62 74	156	A Wright St.	41 91							

Non-Div I Games: Lake Erie 83 48 Muskingum 92 46

Youngstown St.

Loss, Non-Conf, S Site, H Home A Away N Neutral