

Average RPI Win:	282	WON-LOST	WINNING	LAST 10	STRENGTH OF	OPP. STRENGTH	TEAM	ADJ.	CONF.	ADJ CONF.
Average RPI Loss:	176	RECORD	PCT. RANK	GAMES	SCHEDULE	OF SCHEDULE	RPI	RPI	RPI	RPI
DIV. I ONLY	8- 9	188	1- 0	314	297	267	267	25	25	
DIV. I NON-CONF.	2- 5	264	0- 0	252	251	284	284	23	23	
TOTALS	RPI 1-25	RPI 26-50	W-L RECORDS	RPI 51-100	RPI 101-150	RPI 150+				
8- 9	0- 0	0- 0	OVERALL	0- 1	0- 1	8- 7				
4- 4	0- 0	0- 0	HOME	0- 0	0- 0	4- 4				
3- 4	0- 0	0- 0	AWAY	0- 1	0- 1	3- 2				
1- 1	0- 0	0- 0	NEUTRAL	0- 0	0- 0	1- 1				
2- 5	0- 0	0- 0	NON-CONFERENCE	0- 0	0- 1	2- 4				
0- 3	0- 0	0- 0	HOME	0- 0	0- 0	0- 3				
1- 1	0- 0	0- 0	AWAY	0- 0	0- 1	1- 0				
1- 1	0- 0	0- 0	NEUTRAL	0- 0	0- 0	1- 1				
6- 4	0- 0	0- 0	CONFERENCE	0- 1	0- 0	6- 3				
4- 1	0- 0	0- 0	HOME	0- 0	0- 0	4- 1				
2- 3	0- 0	0- 0	AWAY	0- 1	0- 0	2- 2				
0- 0	0- 0	0- 0	NEUTRAL	0- 0	0- 0	0- 0				

RPI 1-25			RPI 26-50			RPI 51-100			RPI 101+			Team's RPI: 267
RPI	S	Opponent	Score	RPI	S	Opponent	Score	RPI	S	Opponent	Score	
						59 A Lamar University	58 76	139 A Texas Tech		61 78		
								166 H New Mexico St.		65 67		
								167 H Abilene Christian		68 72		
								178 A Nicholls St.		55 85		
								181 H Texas St.		53 60		
								189 H Sam Houston St.		76 61		
								199 N Prairie View		59 67		
								219 A UTRGV		59 49		
								219 H UTRGV		57 70		
								253 N Louisiana		64 63		
								276 A Southeastern La.		45 56		
								288 A Central Ark.		73 65		
								318 H New Orleans		57 51		
								321 H Incarnate Word		57 49		
								332 H Northwestern St.		79 55		
								333 A Houston Baptist		70 56		
LAST 12 Division I GAMES:												
321	H	Incarnate Word	57 49	189	H	Sam Houston St.	76 61					
276	A	Southeastern La.	45 56	332	H	Northwestern St.	79 55					
333	A	Houston Baptist	70 56	59	A	Lamar University	58 76					
167	H	Abilene Christian	68 72	288	A	Central Ark.	73 65					
178	A	Nicholls St.	55 85	166	H	New Mexico St.	65 67					
318	H	New Orleans	57 51	219	H	UTRGV	57 70					

Non-Div I Games: Schreiner 64 34 UNKNOWN 78 40 Tex. A&M Int'l 84 36 Texas Lutheran 73 49 A&M-Corpus Christi

Loss, Non-Conf, S Site, H Home A Away N Neutral

Average RPI Win:	270	WON-LOST	WINNING	LAST 10	STRENGTH OF	OPP. STRENGTH	TEAM	ADJ.	CONF.	ADJ CONF.
Average RPI Loss:	127	RECORD	PCT. RANK	GAMES	SCHEDULE	OF SCHEDULE	RPI	RPI	RPI	RPI
DIV. I ONLY	10- 8	142	0- 1	217	279	167	167	25	25	
DIV. I NON-CONF.	3- 4	199	0- 0	109	155	116	116	23	23	
TOTALS	RPI 1-25	RPI 26-50	W-L RECORDS	RPI 51-100	RPI 101-150	RPI 150+				
10- 8	0- 0	0- 0	OVERALL	0- 4	0- 2	10- 2				
2- 4	0- 0	0- 0	HOME	0- 3	0- 0	2- 1				
7- 4	0- 0	0- 0	AWAY	0- 1	0- 2	7- 1				
1- 0	0- 0	0- 0	NEUTRAL	0- 0	0- 0	1- 0				
3- 4	0- 0	0- 0	NON-CONFERENCE	0- 2	0- 2	3- 0				
0- 1	0- 0	0- 0	HOME	0- 1	0- 0	0- 0				
2- 3	0- 0	0- 0	AWAY	0- 1	0- 2	2- 0				
1- 0	0- 0	0- 0	NEUTRAL	0- 0	0- 0	1- 0				
7- 4	0- 0	0- 0	CONFERENCE	0- 2	0- 0	7- 2				
2- 3	0- 0	0- 0	HOME	0- 2	0- 0	2- 1				
5- 1	0- 0	0- 0	AWAY	0- 0	0- 0	5- 1				
0- 0	0- 0	0- 0	NEUTRAL	0- 0	0- 0	0- 0				

RPI 1-25				RPI 26-50				RPI 51-100				RPI 101+				Team's RPI: 167	
RPI	S	Opponent	Score	RPI	S	Opponent	Score	RPI	S	Opponent	Score	RPI	S	Opponent	Score		
								52	H	SFA	55	71	139	A	Texas Tech	54	105
								59	H	Lamar University	60	63	149	A	Tulsa	63	75
								72	A	FGCU	65	81	166	A	New Mexico St.	58	46
								82	H	Arkansas	68	80	189	A	Sam Houston St.	91	79
													189	H	Sam Houston St.	63	72
													211	N	Texas Southern	81	39
													265	A	UTEP	70	69
													267	A	A&M-Corpus Christi	72	68
													276	A	Southeastern La.	71	74
													288	H	Central Ark.	77	70
													318	A	New Orleans	59	52
													330	H	McNeese	109	52
													332	A	Northwestern St.	72	63
													333	A	Houston Baptist	72	62
LAST 12 Division I GAMES:																	
				189	H	Sam Houston St.	63	72	333	A	Houston Baptist	72	62				
				59	H	Lamar University	60	63	276	A	Southeastern La.	71	74				
				267	A	A&M-Corpus Christi	72	68	330	H	McNeese	109	52				
				288	H	Central Ark.	77	70	189	A	Sam Houston St.	91	79				
				52	H	SFA	55	71	318	A	New Orleans	59	52				
				332	A	Northwestern St.	72	63	139	A	Texas Tech	54	105				

Non-Div I Games: Eastern N.M. 78 46 Southwest (NM) 90 47 Howard Payne 98 43 Schreiner 90 43 Abilene Christian

Air Force

Through Games Of Feb. 12, 2019

Average RPI Win:	250	WON-LOST	WINNING	LAST 10	STRENGTH OF	OPP. STRENGTH	TEAM	ADJ.	CONF.	ADJ CONF.
Average RPI Loss:	142	RECORD	PCT. RANK	GAMES	SCHEDULE	OF SCHEDULE	RPI	RPI	RPI	RPI
DIV. I ONLY	7- 14	256	0- 1	186	159	252	252	15	15	
DIV. I NON-CONF.	3- 7	256	0- 0	121	230	220	220	13	13	
TOTALS	RPI 1-25	RPI 26-50	W-L RECORDS	RPI 51-100	RPI 101-150	RPI 150+				
7- 14	0- 1	0- 2	OVERALL	1- 2	0- 1	6- 8				
6- 3	0- 0	0- 0	HOME	1- 0	0- 0	5- 3				
1- 11	0- 1	0- 2	AWAY	0- 2	0- 1	1- 5				
0- 0	0- 0	0- 0	NEUTRAL	0- 0	0- 0	0- 0				
3- 7	0- 1	0- 0	NON-CONFERENCE	1- 1	0- 1	2- 4				
2- 2	0- 0	0- 0	HOME	1- 0	0- 0	1- 2				
1- 5	0- 1	0- 0	AWAY	0- 1	0- 1	1- 2				
0- 0	0- 0	0- 0	NEUTRAL	0- 0	0- 0	0- 0				
4- 7	0- 0	0- 2	CONFERENCE	0- 1	0- 0	4- 4				
4- 1	0- 0	0- 0	HOME	0- 0	0- 0	4- 1				
0- 6	0- 0	0- 2	AWAY	0- 1	0- 0	0- 3				
0- 0	0- 0	0- 0	NEUTRAL	0- 0	0- 0	0- 0				

RPI 1-25				RPI 26-50				RPI 51-100				RPI 101+ Team's RPI: 252			
RPI	S	Opponent	Score	RPI	S	Opponent	Score	RPI	S	Opponent	Score	RPI	S	Opponent	Score
4	A	Oregon	36 82	47	A	Wyoming	60 80	66	A	Boise St.	48 79	112	A	Minnesota	50 67
				48	A	New Mexico	57 78	78	A	Northeastern	41 54	161	A	Portland	60 79
								99	H	Northern Colo.	69 57	169	A	Denver	66 92
												201	H	Navy	47 54
												204	A	San Diego St.	61 70
												204	H	San Diego St.	75 66
												207	H	George Mason	71 78
												216	A	UNLV	56 66
												221	H	Utah St.	44 48
												233	H	Nevada	79 74
												249	A	Colorado St.	48 55
												249	H	Colorado St.	63 48
												299	A	Army West Point	71 60
												323	H	San Jose St.	88 77
												344	H	Fairleigh Dickinson	85 37
LAST 12 Division I GAMES:															
47	A	Wyoming	60 80	216	A	UNLV	56 66								
249	A	Colorado St.	48 55	204	A	San Diego St.	61 70								
204	H	San Diego St.	75 66	249	H	Colorado St.	63 48								
323	H	San Jose St.	88 77	221	H	Utah St.	44 48								
66	A	Boise St.	48 79	48	A	New Mexico	57 78								
233	H	Nevada	79 74	4	A	Oregon	36 82								

Non-Div I Games: Western St. 72 54

Air Force

■ Loss,
 ■ Non-Conf, S Site,
 ■ Home
 ■ Away
 N Neutral

Average RPI Win:	255	WON-LOST	WINNING	LAST 10	STRENGTH OF	OPP. STRENGTH	TEAM	ADJ.	CONF.	ADJ CONF.
Average RPI Loss:	77	RECORD	PCT. RANK	GAMES	SCHEDULE	OF SCHEDULE	RPI	RPI	RPI	RPI
DIV. I ONLY	12- 8	120	1- 0	191	172	135	135	7	7	
DIV. I NON-CONF.	8- 2	52	0- 0	316	289	155	155	8	8	
TOTALS	RPI 1-25	RPI 26-50	W-L RECORDS	RPI 51-100	RPI 101-150	RPI 150+				
12- 8	0- 1	0- 3	OVERALL	1- 2	0- 1	11- 1				
6- 2	0- 0	0- 1	HOME	1- 0	0- 0	5- 1				
2- 6	0- 1	0- 2	AWAY	0- 2	0- 1	2- 0				
4- 0	0- 0	0- 0	NEUTRAL	0- 0	0- 0	4- 0				
8- 2	0- 0	0- 1	NON-CONFERENCE	0- 0	0- 1	8- 0				
3- 1	0- 0	0- 1	HOME	0- 0	0- 0	3- 0				
1- 1	0- 0	0- 0	AWAY	0- 0	0- 1	1- 0				
4- 0	0- 0	0- 0	NEUTRAL	0- 0	0- 0	4- 0				
4- 6	0- 1	0- 2	CONFERENCE	1- 2	0- 0	3- 1				
3- 1	0- 0	0- 0	HOME	1- 0	0- 0	2- 1				
1- 5	0- 1	0- 2	AWAY	0- 2	0- 0	1- 0				
0- 0	0- 0	0- 0	NEUTRAL	0- 0	0- 0	0- 0				

RPI 1-25				RPI 26-50				RPI 51-100				RPI 101+ Team's RPI: 135			
RPI	S	Opponent	Score	RPI	S	Opponent	Score	RPI	S	Opponent	Score	RPI	S	Opponent	Score
25	A	Buffalo	72 91	27	A	Central Mich.	71 94	85	A	Kent St.	58 73	126	A	Youngstown St.	61 72
				32	A	Ohio	70 92	87	H	Toledo	70 64	183	H	Eastern Mich.	60 72
				44	H	Butler	47 63	97	A	Northern Ill.	59 70	212	H	St. Bonaventure	67 58
												220	A	N.C. A&T	49 36
												231	H	Bowling Green	74 71
												265	N	UTEP	64 57
												279	H	Canisius	62 53
												280	N	Northern Ky.	77 60
												284	A	Western Mich.	72 59
												284	H	Western Mich.	69 62
												286	N	Jackson St.	74 57
												301	N	Oakland	85 65
												327	H	Eastern Ky.	63 54
LAST 12 Division I GAMES:															
284	H	Western Mich.	69 62	183	H	Eastern Mich.	60 72								
32	A	Ohio	70 92	231	H	Bowling Green	74 71								
85	A	Kent St.	58 73	284	A	Western Mich.	72 59								
87	H	Toledo	70 64	27	A	Central Mich.	71 94								
25	A	Buffalo	72 91	265	N	UTEP	64 57								
97	A	Northern Ill.	59 70	286	N	Jackson St.	74 57								

Non-Div I Games: Malone 63 44

Akron

■ Loss,
 ■ Non-Conf, S Site,
 ■ Home
 ■ Away
 N Neutral

Alabama

Through Games Of Feb. 12, 2019

Average RPI Win:	173	WON-LOST	WINNING	LAST 10	STRENGTH OF	OPP. STRENGTH	TEAM	ADJ.	CONF.	ADJ CONF.
Average RPI Loss:	73	RECORD	PCT. RANK	GAMES	SCHEDULE	OF SCHEDULE	RPI	RPI	RPI	RPI
DIV. I ONLY	11- 13	189	0- 1	48	71	131	131	5	5	
DIV. I NON-CONF.	8- 5	119	0- 1	116	159	118	118	4	4	
TOTALS	RPI 1-25	RPI 26-50	W-L RECORDS	RPI 51-100	RPI 101-150	RPI 150+				
11- 13	0- 4	0- 2	OVERALL	3- 3	2- 2	6- 2				
8- 5	0- 1	0- 2	HOME	2- 1	1- 1	5- 0				
2- 5	0- 2	0- 0	AWAY	0- 2	1- 0	1- 1				
1- 3	0- 1	0- 0	NEUTRAL	1- 0	0- 1	0- 1				
8- 5	0- 1	0- 0	NON-CONFERENCE	2- 1	1- 2	5- 1				
6- 1	0- 0	0- 0	HOME	1- 0	1- 1	4- 0				
1- 1	0- 0	0- 0	AWAY	0- 1	0- 0	1- 0				
1- 3	0- 1	0- 0	NEUTRAL	1- 0	0- 1	0- 1				
3- 8	0- 3	0- 2	CONFERENCE	1- 2	1- 0	1- 1				
2- 4	0- 1	0- 2	HOME	1- 1	0- 0	1- 0				
1- 4	0- 2	0- 0	AWAY	0- 1	1- 0	0- 1				
0- 0	0- 0	0- 0	NEUTRAL	0- 0	0- 0	0- 0				

RPI 1-25				RPI 26-50				RPI 51-100				RPI 101+ Team's RPI: 131			
RPI	S	Opponent	Score	RPI	S	Opponent	Score	RPI	S	Opponent	Score	RPI	S	Opponent	Score
7	H	Mississippi St.	49 65	26	H	Kentucky	53 68	51	A	Utah	62 72	104	A	Georgia	58 53
15	A	South Carolina	59 62	50	H	Auburn	56 66	56	H	LSU	56 62	110	H	South Alabama	67 72
21	A	Texas A&M	43 70					58	H	Clemson	76 56	144	H	Tulane	69 58
23	N	Miami (FL)	74 101					61	H	Tennessee	86 65	149	N	Tulsa	73 80
								82	A	Arkansas	61 72	154	N	Louisiana Tech	62 79
								96	N	Virginia	64 52	205	H	Stetson	59 47
												206	A	SMU	62 61
												209	A	Florida	55 57
												209	H	Florida	74 67
												215	H	Grambling	73 55
												276	H	Southeastern La.	88 40
												332	H	Northwestern St.	87 73
LAST 12 Division I GAMES:															
154	N	Louisiana Tech	62 79	56	H	LSU	56 62	61	H	Tennessee	86 65	21	A	Texas A&M	43 70
26	H	Kentucky	53 68	50	H	Auburn	56 66	15	A	South Carolina	59 62	50	H	Arkansas	61 72
209	A	Florida	55 57	209	H	Florida	74 67								
7	H	Mississippi St.	49 65												
104	A	Georgia	58 53												
82	A	Arkansas	61 72												

Non-Div I Games:

Alabama

■ Loss,
 ■ Non-Conf,
 S Site,
 ■ Home
 ■ Away
 N Neutral

Alabama A&M

Through Games Of Feb. 12, 2019

Average RPI Win:	301	WON-LOST	WINNING	LAST 10	STRENGTH OF	OPP. STRENGTH	TEAM	ADJ.	CONF.	ADJ CONF.
Average RPI Loss:	209	RECORD	PCT. RANK	GAMES	SCHEDULE	OF SCHEDULE	RPI	RPI	RPI	RPI
DIV. I ONLY	11- 11	163	1- 0	350	324	302	302	29	29	
DIV. I NON-CONF.	5- 6	177	0- 0	310	323	266	266	27	27	
TOTALS	RPI 1-25	RPI 26-50	W-L RECORDS	RPI 51-100	RPI 101-150	RPI 150+				
11- 11	0- 0	0- 0	OVERALL	0- 0	0- 2	11- 9				
6- 5	0- 0	0- 0	HOME	0- 0	0- 0	6- 5				
4- 6	0- 0	0- 0	AWAY	0- 0	0- 2	4- 4				
1- 0	0- 0	0- 0	NEUTRAL	0- 0	0- 0	1- 0				
5- 6	0- 0	0- 0	NON-CONFERENCE	0- 0	0- 2	5- 4				
2- 2	0- 0	0- 0	HOME	0- 0	0- 0	2- 2				
2- 4	0- 0	0- 0	AWAY	0- 0	0- 2	2- 2				
1- 0	0- 0	0- 0	NEUTRAL	0- 0	0- 0	1- 0				
6- 5	0- 0	0- 0	CONFERENCE	0- 0	0- 0	6- 5				
4- 3	0- 0	0- 0	HOME	0- 0	0- 0	4- 3				
2- 2	0- 0	0- 0	AWAY	0- 0	0- 0	2- 2				
0- 0	0- 0	0- 0	NEUTRAL	0- 0	0- 0	0- 0				

RPI 1-25			RPI 26-50			RPI 51-100			RPI 101+ Team's RPI: 302		
RPI	S	Opponent	Score	RPI	S	Opponent	Score	RPI	S	Opponent	Score
								118	A	Kansas	54 65
								125	A	UAB	47 82
								185	H	Southern U.	50 54
								186	A	Illinois	60 88
								199	A	Prairie View	65 77
								202	H	Jacksonville St.	48 55
								211	A	Texas Southern	45 53
								215	H	Grambling	51 63
								244	N	Jacksonville	65 60
								250	H	Alabama St.	46 60
								273	A	North Florida	63 62
								276	H	Southeastern La.	51 48
								282	A	Murray St.	59 53
								286	H	Jackson St.	58 55
								287	A	Austin Peay	58 75
								290	H	Tennessee St.	67 57
								310	A	Mississippi Val.	80 60
								310	H	Mississippi Val.	78 70
								324	H	Lipscomb	58 62
								347	A	Ark.-Pine Bluff	78 52
								347	H	Ark.-Pine Bluff	60 54
								350	H	Alcorn	87 69
LAST 12 Division I GAMES:											
347	H	Ark.-Pine Bluff	60 54	250	H	Alabama St.	46 60				
310	H	Mississippi Val.	78 70	347	A	Ark.-Pine Bluff	78 52				
211	A	Texas Southern	45 53	310	A	Mississippi Val.	80 60				
199	A	Prairie View	65 77	215	H	Grambling	51 63				
350	H	Alcorn	87 69	286	H	Jackson St.	58 55				
185	H	Southern U.	50 54	244	N	Jacksonville	65 60				

Non-Div I Games:

Alabama A&M

■ Loss,
 ■ Non-Conf, S Site,
 ■ Home
 ■ Away
 N Neutral

Average RPI Win:	292	WON-LOST	WINNING	LAST 10	STRENGTH OF	OPP. STRENGTH	TEAM	ADJ.	CONF.	ADJ CONF.
Average RPI Loss:	134	RECORD	PCT. RANK	GAMES	SCHEDULE	OF SCHEDULE	RPI	RPI	RPI	RPI
DIV. I ONLY	8- 13	241	1- 0	219	296	250	250	29	29	
DIV. I NON-CONF.	0- 10	336	0- 0	16	157	237	237	27	27	
TOTALS	RPI 1-25	RPI 26-50	W-L RECORDS	RPI 51-100	RPI 101-150	RPI 150+				
8- 13	0- 1	0- 3	OVERALL	0- 1	0- 3	8- 5				
5- 4	0- 1	0- 0	HOME	0- 0	0- 1	5- 2				
3- 9	0- 0	0- 3	AWAY	0- 1	0- 2	3- 3				
0- 0	0- 0	0- 0	NEUTRAL	0- 0	0- 0	0- 0				
0- 10	0- 1	0- 3	NON-CONFERENCE	0- 1	0- 3	0- 2				
0- 3	0- 1	0- 0	HOME	0- 0	0- 1	0- 1				
0- 7	0- 0	0- 3	AWAY	0- 1	0- 2	0- 1				
0- 0	0- 0	0- 0	NEUTRAL	0- 0	0- 0	0- 0				
8- 3	0- 0	0- 0	CONFERENCE	0- 0	0- 0	8- 3				
5- 1	0- 0	0- 0	HOME	0- 0	0- 0	5- 1				
3- 2	0- 0	0- 0	AWAY	0- 0	0- 0	3- 2				
0- 0	0- 0	0- 0	NEUTRAL	0- 0	0- 0	0- 0				

RPI	S	Opponent	Score	RPI	S	Opponent	Score	RPI	S	Opponent	Score	RPI	S	Opponent	Score	Team's RPI: 250
15	H	South Carolina	38 94	26	A	Kentucky	35 87	79	A	Troy	46 116	110	A	South Alabama	65 77	
				42	A	Georgia Tech	42 69					125	H	UAB	47 62	
				50	A	Auburn	50 83					137	A	North Ala.	42 68	
												172	A	Xavier	58 87	
												185	H	Southern U.	78 61	
												199	A	Prairie View	59 71	
												211	A	Texas Southern	58 51	
												215	H	Grambling	72 80	
												268	H	Samford	51 60	
												286	H	Jackson St.	74 67	
												302	A	Alabama A&M	60 46	
												310	A	Mississippi Val.	62 64	
												310	H	Mississippi Val.	73 67	
												347	A	Ark.-Pine Bluff	58 56	
												347	H	Ark.-Pine Bluff	73 52	
												350	H	Alcorn	76 63	
LAST 12 Division I GAMES:																
310	H	Mississippi Val.	73 67	302	A	Alabama A&M	60 46									
347	H	Ark.-Pine Bluff	73 52	310	A	Mississippi Val.	62 64									
199	A	Prairie View	59 71	347	A	Ark.-Pine Bluff	58 56									
211	A	Texas Southern	58 51	286	H	Jackson St.	74 67									
185	H	Southern U.	78 61	215	H	Grambling	72 80									
350	H	Alcorn	76 63	50	A	Auburn	50 83									

Non-Div I Games: Mobile 69 63

Alabama St.

■ Loss,
 ■ Non-Conf,
 ■ S Site,
 ■ Home
 ■ A Away
 N Neutral

Albany (NY)

Through Games Of Feb. 12, 2019

Average RPI Win:	273	WON-LOST	WINNING	LAST 10	STRENGTH OF	OPP. STRENGTH	TEAM	ADJ.	CONF.	ADJ CONF.
Average RPI Loss:	185	RECORD	PCT. RANK	GAMES	SCHEDULE	OF SCHEDULE	RPI	RPI	RPI	RPI
DIV. I ONLY	10- 13	210	1- 0	268	275	240	240	23	23	
DIV. I NON-CONF.	3- 10	278	0- 0	253	296	293	293	25	25	
TOTALS	RPI 1-25	RPI 26-50	W-L RECORDS	RPI 51-100	RPI 101-150	RPI 150+				
10- 13	0- 1	0- 0	OVERALL	0- 2	0- 3	10- 7				
6- 4	0- 0	0- 0	HOME	0- 0	0- 1	6- 3				
4- 9	0- 1	0- 0	AWAY	0- 2	0- 2	4- 4				
0- 0	0- 0	0- 0	NEUTRAL	0- 0	0- 0	0- 0				
3- 10	0- 1	0- 0	NON-CONFERENCE	0- 1	0- 2	3- 6				
1- 4	0- 0	0- 0	HOME	0- 0	0- 1	1- 3				
2- 6	0- 1	0- 0	AWAY	0- 1	0- 1	2- 3				
0- 0	0- 0	0- 0	NEUTRAL	0- 0	0- 0	0- 0				
7- 3	0- 0	0- 0	CONFERENCE	0- 1	0- 1	7- 1				
5- 0	0- 0	0- 0	HOME	0- 0	0- 0	5- 0				
2- 3	0- 0	0- 0	AWAY	0- 1	0- 1	2- 1				
0- 0	0- 0	0- 0	NEUTRAL	0- 0	0- 0	0- 0				

RPI 1-25				RPI 26-50				RPI 51-100				RPI 101+ Team's RPI: 240			
RPI	S	Opponent	Score	RPI	S	Opponent	Score	RPI	S	Opponent	Score	RPI	S	Opponent	Score
19	A	Rutgers	39 65					53	A	Purdue	41 53	106	A	Hartford	35 82
								75	A	Maine	65 76	145	H	Marist	56 74
												148	A	South Fla.	37 74
												159	A	Stony Brook	54 49
												210	H	Holy Cross	50 56
												213	A	Monmouth	56 64
												260	A	St. Francis Brooklyn	67 60
												261	A	Columbia	62 58
												264	A	Binghamton	71 62
												264	H	Binghamton	61 56
												275	A	Cornell	34 48
												277	A	Vermont	39 52
												277	H	Vermont	65 40
												279	H	Canisius	42 48
												298	H	Central Conn. St.	53 60
												300	H	UMBC	64 44
												306	H	Manhattan	60 54
												311	A	Lafayette	66 67
												313	H	New Hampshire	59 41
												322	H	UMass Lowell	63 56
LAST 12 Division I GAMES:															
277	H	Vermont	65 40	322	H	UMass Lowell	63 56								
264	A	Binghamton	71 62	75	A	Maine	65 76								
313	H	New Hampshire	59 41	277	A	Vermont	39 52								
106	A	Hartford	35 82	264	H	Binghamton	61 56								
159	A	Stony Brook	54 49	261	A	Columbia	62 58								
300	H	UMBC	64 44	53	A	Purdue	41 53								

Non-Div I Games:

Albany (NY)

■ Loss,
 ■ Non-Conf, S Site,
 ■ Home
 ■ Away
 N Neutral

Average RPI Win: 261	WON-LOST	WINNING	LAST 10	STRENGTH OF	OPP. STRENGTH	TEAM	ADJ.	CONF.	ADJ CONF.
Average RPI Loss: 239	RECORD	PCT. RANK	GAMES	SCHEDULE	OF SCHEDULE	RPI	RPI	RPI	RPI
DIV. I ONLY	2- 18	337	0- 1	345	337	350	350	29	29
DIV. I NON-CONF.	0- 9	336	0- 1	293	330	349	349	27	27
TOTALS	RPI 1-25	RPI 26-50	W-L RECORDS	RPI 51-100	RPI 101-150	RPI 150+			
2- 18	0- 0	0- 1	OVERALL	0- 0	0- 1	2- 16			
2- 7	0- 0	0- 0	HOME	0- 0	0- 0	2- 7			
0- 10	0- 0	0- 1	AWAY	0- 0	0- 1	0- 8			
0- 1	0- 0	0- 0	NEUTRAL	0- 0	0- 0	0- 1			
0- 9	0- 0	0- 1	NON-CONFERENCE	0- 0	0- 1	0- 7			
0- 2	0- 0	0- 0	HOME	0- 0	0- 0	0- 2			
0- 6	0- 0	0- 1	AWAY	0- 0	0- 1	0- 4			
0- 1	0- 0	0- 0	NEUTRAL	0- 0	0- 0	0- 1			
2- 9	0- 0	0- 0	CONFERENCE	0- 0	0- 0	2- 9			
2- 5	0- 0	0- 0	HOME	0- 0	0- 0	2- 5			
0- 4	0- 0	0- 0	AWAY	0- 0	0- 0	0- 4			
0- 0	0- 0	0- 0	NEUTRAL	0- 0	0- 0	0- 0			

RPI 1-25				RPI 26-50				RPI 51-100				RPI 101+ Team's RPI: 350			
RPI	S	Opponent	Score	RPI	S	Opponent	Score	RPI	S	Opponent	Score	RPI	S	Opponent	Score
				43	A	TCU	31 88					125	A	UAB	53 80
												166	N	New Mexico St.	64 82
												185	H	Southern U.	54 75
												192	A	Southern Miss.	47 66
												199	H	Prairie View	61 82
												211	H	Texas Southern	53 52
												215	A	Grambling	56 61
												215	H	Grambling	63 79
												250	A	Alabama St.	63 76
												265	A	UTEP	51 77
												276	H	Southeastern La.	59 77
												286	A	Jackson St.	66 88
												286	H	Jackson St.	61 82
												288	H	Central Ark.	46 57
												302	A	Alabama A&M	69 87
												310	H	Mississippi Val.	73 63
												325	A	FIU	40 75
												332	A	Northwestern St.	65 78
												347	H	Ark.-Pine Bluff	57 59
LAST 12 Division I GAMES:															
				166	N	New Mexico St.	64 82					347	H	Ark.-Pine Bluff	57 59
				215	H	Grambling	63 79					310	H	Mississippi Val.	73 63
				286	H	Jackson St.	61 82					215	A	Grambling	56 61
				185	H	Southern U.	54 75					286	A	Jackson St.	66 88
				302	A	Alabama A&M	69 87					199	H	Prairie View	61 82
				250	A	Alabama St.	63 76					211	H	Texas Southern	53 52

Non-Div I Games: Lane 58 **70** Fisk 67 64 Rust 59 **78**

Alcorn

Loss, Non-Conf, S Site, H Home A Away N Neutral

Average RPI Win:	237	WON-LOST	WINNING	LAST 10	STRENGTH OF	OPP. STRENGTH	TEAM	ADJ.	CONF.	ADJ CONF.
Average RPI Loss:	85	RECORD	PCT. RANK	GAMES	SCHEDULE	OF SCHEDULE	RPI	RPI	RPI	RPI
DIV. I ONLY	14- 8	101	1- 0	123	194	95	95	18	18	
DIV. I NON-CONF.	4- 7	228	0- 0	78	90	173	173	22	22	
TOTALS	RPI 1-25	RPI 26-50	W-L RECORDS	RPI 51-100	RPI 101-150	RPI 150+				
14- 8	0- 1	0- 2	OVERALL	0- 2	2- 2	12- 1				
8- 1	0- 0	0- 1	HOME	0- 0	1- 0	7- 0				
6- 5	0- 0	0- 1	AWAY	0- 1	1- 2	5- 1				
0- 2	0- 1	0- 0	NEUTRAL	0- 1	0- 0	0- 0				
4- 7	0- 1	0- 1	NON-CONFERENCE	0- 2	1- 2	3- 1				
3- 1	0- 0	0- 1	HOME	0- 0	1- 0	2- 0				
1- 4	0- 0	0- 0	AWAY	0- 1	0- 2	1- 1				
0- 2	0- 1	0- 0	NEUTRAL	0- 1	0- 0	0- 0				
10- 1	0- 0	0- 1	CONFERENCE	0- 0	1- 0	9- 0				
5- 0	0- 0	0- 0	HOME	0- 0	0- 0	5- 0				
5- 1	0- 0	0- 1	AWAY	0- 0	1- 0	4- 0				
0- 0	0- 0	0- 0	NEUTRAL	0- 0	0- 0	0- 0				

RPI 1-25				RPI 26-50				RPI 51-100				Team's RPI: 95		RPI 101+			
RPI	S	Opponent	Score	RPI	S	Opponent	Score	RPI	S	Opponent	Score			RPI	S	Opponent	Score
5	N	Stanford	49 71	32	H	Ohio	67 77	72	N	FGCU	71 90			128	A	High Point	61 66
				45	A	Bucknell	56 71	96	A	Virginia	54 57			133	A	Penn St.	59 80
														143	A	Boston U.	64 51
														149	H	Tulsa	68 52
														151	A	Lehigh	61 53
														169	A	Denver	54 83
														201	A	Navy	58 45
														207	H	George Mason	86 71
														210	H	Holy Cross	70 58
														243	A	Hawaii	69 57
														247	A	Colgate	71 66
														247	H	Colgate	76 57
														299	A	Army West Point	75 62
														299	H	Army West Point	61 51
														300	H	UMBC	64 42
														308	H	Loyola Maryland	82 38
														311	H	Lafayette	60 45
LAST 12 Division I GAMES:																	
				299	A	Army West Point	75 62					308	H	Loyola Maryland	82 38		
				247	A	Colgate	71 66					299	H	Army West Point	61 51		
				210	H	Holy Cross	70 58					201	A	Navy	58 45		
				311	H	Lafayette	60 45					247	H	Colgate	76 57		
				143	A	Boston U.	64 51					45	A	Bucknell	56 71		
				151	A	Lehigh	61 53					32	H	Ohio	67 77		

Non-Div I Games:

American

■ Loss,
 ■ Non-Conf,
 ■ S Site,
 ■ H Home
 ■ A Away
 N Neutral

Appalachian St.

Through Games Of Feb. 12, 2019

Average RPI Win:	215	WON-LOST	WINNING	LAST 10	STRENGTH OF	OPP. STRENGTH	TEAM	ADJ.	CONF.	ADJ CONF.
Average RPI Loss:	105	RECORD	PCT. RANK	GAMES	SCHEDULE	OF SCHEDULE	RPI	RPI	RPI	RPI
DIV. I ONLY	12- 10	146	0- 1	124	166	142	142	12	12	
DIV. I NON-CONF.	6- 5	143	0- 0	164	195	134	134	14	14	
TOTALS	RPI 1-25	RPI 26-50	W-L RECORDS	RPI 51-100	RPI 101-150	RPI 150+				
12- 10	0- 1	0- 1	OVERALL	0- 5	2- 1	10- 2				
9- 3	0- 0	0- 0	HOME	0- 3	1- 0	8- 0				
3- 7	0- 1	0- 1	AWAY	0- 2	1- 1	2- 2				
0- 0	0- 0	0- 0	NEUTRAL	0- 0	0- 0	0- 0				
6- 5	0- 1	0- 1	NON-CONFERENCE	0- 1	1- 1	5- 1				
5- 0	0- 0	0- 0	HOME	0- 0	0- 0	5- 0				
1- 5	0- 1	0- 1	AWAY	0- 1	1- 1	0- 1				
0- 0	0- 0	0- 0	NEUTRAL	0- 0	0- 0	0- 0				
6- 5	0- 0	0- 0	CONFERENCE	0- 4	1- 0	5- 1				
4- 3	0- 0	0- 0	HOME	0- 3	1- 0	3- 0				
2- 2	0- 0	0- 0	AWAY	0- 1	0- 0	2- 1				
0- 0	0- 0	0- 0	NEUTRAL	0- 0	0- 0	0- 0				

RPI 1-25				RPI 26-50				RPI 51-100				RPI 101+ Team's RPI: 142			
RPI	S	Opponent	Score	RPI	S	Opponent	Score	RPI	S	Opponent	Score	RPI	S	Opponent	Score
15	A	South Carolina	50 80	42	A	Georgia Tech	53 71	58	A	Clemson	48 87	110	H	South Alabama	71 63
								60	H	Little Rock	59 74	125	A	UAB	61 80
								79	H	Troy	72 83	147	A	Davidson	81 78
								88	A	UT Arlington	94 99	174	H	Arkansas St.	75 67
								88	H	UT Arlington	65 72	181	A	Texas St.	62 49
												181	H	Texas St.	77 56
												187	H	Coastal Caro.	67 53
												190	H	Elon	65 62
												226	H	Marshall	74 52
												242	A	ETSU	64 95
												253	A	Louisiana	55 73
												283	H	Wofford	94 70
												291	H	Col. of Charleston	80 66
												296	A	La.-Monroe	80 58
												314	H	UNC Greensboro	68 65
LAST 12 Division I GAMES:															
		88	H	UT Arlington	65	72				187	H	Coastal Caro.	67	53	
		181	H	Texas St.	77	56				181	A	Texas St.	62	49	
		296	A	La.-Monroe	80	58				88	A	UT Arlington	94	99	
		253	A	Louisiana	55	73				79	H	Troy	72	83	
		60	H	Little Rock	59	74				110	H	South Alabama	71	63	
		174	H	Arkansas St.	75	67				58	A	Clemson	48	87	

Non-Div I Games:

Appalachian St.

■ Loss,
 ■ Non-Conf, S Site,
 ■ Home
 ■ Away
 N Neutral

Average RPI Win:	183	WON-LOST	WINNING	LAST 10	STRENGTH OF	OPP. STRENGTH	TEAM	ADJ.	CONF.	ADJ CONF.
Average RPI Loss:	46	RECORD	PCT. RANK	GAMES	SCHEDULE	OF SCHEDULE	RPI	RPI	RPI	RPI
DIV. I ONLY	15- 8	91	0- 1	116	43	80	80	2	2	
DIV. I NON-CONF.	10- 1	17	0- 0	325	237	131	131	2	2	
TOTALS	RPI 1-25	RPI 26-50	W-L RECORDS	RPI 51-100	RPI 101-150	RPI 150+				
15- 8	1- 3	2- 2	OVERALL	0- 2	3- 1	9- 0				
9- 3	1- 1	2- 1	HOME	0- 1	1- 0	5- 0				
4- 5	0- 2	0- 1	AWAY	0- 1	2- 1	2- 0				
2- 0	0- 0	0- 0	NEUTRAL	0- 0	0- 0	2- 0				
10- 1	0- 0	0- 0	NON-CONFERENCE	0- 1	1- 0	9- 0				
6- 1	0- 0	0- 0	HOME	0- 1	1- 0	5- 0				
2- 0	0- 0	0- 0	AWAY	0- 0	0- 0	2- 0				
2- 0	0- 0	0- 0	NEUTRAL	0- 0	0- 0	2- 0				
5- 7	1- 3	2- 2	CONFERENCE	0- 1	2- 1	0- 0				
3- 2	1- 1	2- 1	HOME	0- 0	0- 0	0- 0				
2- 5	0- 2	0- 1	AWAY	0- 1	2- 1	0- 0				
0- 0	0- 0	0- 0	NEUTRAL	0- 0	0- 0	0- 0				

RPI	S	Opponent	Score	RPI	S	Opponent	Score	RPI	S	Opponent	Score	RPI	S	Opponent	Score
4	A	Oregon	60 93	30	A	Oregon St.	64 86	51	A	Utah	64 80	102	H	Idaho St.	71 46
5	H	Stanford	48 78	36	H	California	60 55	100	H	Loyola Marymount	64 66	122	A	Washington St.	88 90
18	A	Arizona St.	47 60	38	H	UCLA	93 98					134	A	Colorado	69 67
18	H	Arizona St.	51 39	49	H	Southern California	71 68					146	A	Washington	69 59
												161	N	Portland	92 70
												164	H	Montana	100 51
												204	A	San Diego St.	69 60
												234	H	Northern Ariz.	71 47
												259	A	Long Beach St.	70 43
												265	H	UTEP	62 40
												305	H	South Carolina St.	73 32
												321	H	Incarinate Word	84 42
												342	N	Seattle U	84 54
LAST 12 Division I GAMES:															
122	A	Washington St.	88 90	30	A	Oregon St.	64 86								
146	A	Washington	69 59	5	H	Stanford	48 78								
18	A	Arizona St.	47 60	36	H	California	60 55								
38	H	UCLA	93 98	51	A	Utah	64 80								
49	H	Southern California	71 68	134	A	Colorado	69 67								
4	A	Oregon	60 93	18	H	Arizona St.	51 39								

Non-Div I Games:

Arizona

Average RPI Win:	123	WON-LOST	WINNING	LAST 10	STRENGTH OF	OPP. STRENGTH	TEAM	ADJ.	CONF.	ADJ CONF.
Average RPI Loss:	22	RECORD	PCT. RANK	GAMES	SCHEDULE	OF SCHEDULE	RPI	RPI	RPI	RPI
DIV. I ONLY	16- 6	59	1- 0	13	13	18	18	2	2	
DIV. I NON-CONF.	9- 2	43	1- 0	50	16	23	23	2	2	
TOTALS	RPI 1-25	RPI 26-50	W-L RECORDS	RPI 51-100	RPI 101-150	RPI 150+				
16- 6	0- 4	3- 1	OVERALL	4- 1	4- 0	5- 0				
8- 3	0- 2	2- 1	HOME	1- 0	2- 0	3- 0				
6- 2	0- 1	1- 0	AWAY	2- 1	2- 0	1- 0				
2- 1	0- 1	0- 0	NEUTRAL	1- 0	0- 0	1- 0				
9- 2	0- 2	0- 0	NON-CONFERENCE	2- 0	2- 0	5- 0				
5- 1	0- 1	0- 0	HOME	0- 0	2- 0	3- 0				
2- 0	0- 0	0- 0	AWAY	1- 0	0- 0	1- 0				
2- 1	0- 1	0- 0	NEUTRAL	1- 0	0- 0	1- 0				
7- 4	0- 2	3- 1	CONFERENCE	2- 1	2- 0	0- 0				
3- 2	0- 1	2- 1	HOME	1- 0	0- 0	0- 0				
4- 2	0- 1	1- 0	AWAY	1- 1	2- 0	0- 0				
0- 0	0- 0	0- 0	NEUTRAL	0- 0	0- 0	0- 0				

RPI 1-25				Team's RPI: 18				RPI 26-50				RPI 51-100				RPI 101+			
RPI	S	Opponent	Score		RPI	S	Opponent	Score		RPI	S	Opponent	Score		RPI	S	Opponent	Score	
2	H	Baylor	59 65		30	A	Oregon St.	79 76		51	A	Utah	65 63		113	H	Fresno St.	68 52	
3	N	Louisville	56 58		36	H	California	62 61		54	N	Kansas St.	65 51		122	A	Washington St.	61 46	
4	A	Oregon	71 77		38	H	UCLA	59 61		80	A	Arizona	39 51		134	A	Colorado	76 70	
5	H	Stanford	65 72		49	H	Southern California	68 59		80	H	Arizona	60 47		149	H	Tulsa	70 52	
										82	A	Arkansas	88 85		154	H	Louisiana Tech	80 44	
															160	N	Southern Ill.	82 38	
															185	H	Southern U.	69 47	
															249	A	Colorado St.	70 39	
															321	H	Incarnate Word	81 43	
LAST 12 Division I GAMES:																			
149	H	Tulsa	70 52		4	A	Oregon	71 77											
122	A	Washington St.	61 46		36	H	California	62 61											
80	H	Arizona	60 47		5	H	Stanford	65 72											
49	H	Southern California	68 59		134	A	Colorado	76 70											
38	H	UCLA	59 61		51	A	Utah	65 63											
30	A	Oregon St.	79 76		80	A	Arizona	39 51											

Non-Div I Games:

Arizona St.

Average RPI Win:	350	WON-LOST	WINNING	LAST 10	STRENGTH OF	OPP. STRENGTH	TEAM	ADJ.	CONF.	ADJ CONF.
Average RPI Loss:	223	RECORD	PCT. RANK	GAMES	SCHEDULE	OF SCHEDULE	RPI	RPI	RPI	RPI
DIV. I ONLY	1- 13	347	0- 1	318	342	347	347	29	29	
DIV. I NON-CONF.	0- 3	336	0- 0	20	208	257	257	27	27	
TOTALS	RPI 1-25	RPI 26-50	W-L RECORDS	RPI 51-100	RPI 101-150	RPI 150+				
1- 13	0- 0	0- 1	OVERALL	0- 0	0- 1	1- 11				
0- 5	0- 0	0- 0	HOME	0- 0	0- 0	0- 5				
1- 8	0- 0	0- 1	AWAY	0- 0	0- 1	1- 6				
0- 0	0- 0	0- 0	NEUTRAL	0- 0	0- 0	0- 0				
0- 3	0- 0	0- 1	NON-CONFERENCE	0- 0	0- 1	0- 1				
0- 0	0- 0	0- 0	HOME	0- 0	0- 0	0- 0				
0- 3	0- 0	0- 1	AWAY	0- 0	0- 1	0- 1				
0- 0	0- 0	0- 0	NEUTRAL	0- 0	0- 0	0- 0				
1- 10	0- 0	0- 0	CONFERENCE	0- 0	0- 0	1- 10				
0- 5	0- 0	0- 0	HOME	0- 0	0- 0	0- 5				
1- 5	0- 0	0- 0	AWAY	0- 0	0- 0	1- 5				
0- 0	0- 0	0- 0	NEUTRAL	0- 0	0- 0	0- 0				

RPI 1-25			RPI 26-50			RPI 51-100			RPI 101+			Team's RPI: 347
RPI	S	Opponent	Score	RPI	S	Opponent	Score	RPI	S	Opponent	Score	
				30	A	Oregon St.	33 89					
								112	A	Minnesota	42 84	
								185	A	Southern U.	41 73	
								199	H	Prairie View	41 80	
								211	H	Texas Southern	58 59	
								215	A	Grambling	57 77	
								248	A	Wichita St.	39 76	
								250	A	Alabama St.	52 73	
								250	H	Alabama St.	56 58	
								286	A	Jackson St.	41 60	
								302	A	Alabama A&M	54 60	
								302	H	Alabama A&M	52 78	
								310	H	Mississippi Val.	56 62	
								350	A	Alcorn	59 57	
LAST 12 Division I GAMES:												
302	A	Alabama A&M	54 60	350	A	Alcorn	59 57					
250	A	Alabama St.	52 73	185	A	Southern U.	41 73					
286	A	Jackson St.	41 60	302	H	Alabama A&M	52 78					
215	A	Grambling	57 77	250	H	Alabama St.	56 58					
199	H	Prairie View	41 80	310	H	Mississippi Val.	56 62					
211	H	Texas Southern	58 59	112	A	Minnesota	42 84					

Non-Div I Games: LeMoyne-Owen 52 43 Paul Quinn 68 52 Philander Smith 48 53 Tougaloo 68 60 Ark.-Pine Bluff

Arkansas

Through Games Of Feb. 12, 2019

Average RPI Win:	180	WON-LOST	WINNING	LAST 10	STRENGTH OF	OPP. STRENGTH	TEAM	ADJ.	CONF.	ADJ CONF.
Average RPI Loss:	47	RECORD	PCT. RANK	GAMES	SCHEDULE	OF SCHEDULE	RPI	RPI	RPI	RPI
DIV. I ONLY	16- 9	99	0- 1	85	62	82	82	5	5	
DIV. I NON-CONF.	11- 3	56	0- 0	142	127	59	59	4	4	
TOTALS	RPI 1-25	RPI 26-50	W-L RECORDS	RPI 51-100	RPI 101-150	RPI 150+				
16- 9	0- 4	0- 2	OVERALL	3- 1	3- 2	10- 0				
8- 5	0- 3	0- 1	HOME	1- 0	2- 1	5- 0				
6- 3	0- 1	0- 1	AWAY	2- 1	1- 0	3- 0				
2- 1	0- 0	0- 0	NEUTRAL	0- 0	0- 1	2- 0				
11- 3	0- 2	0- 0	NON-CONFERENCE	2- 0	2- 1	7- 0				
6- 1	0- 1	0- 0	HOME	1- 0	1- 0	4- 0				
3- 1	0- 1	0- 0	AWAY	1- 0	1- 0	1- 0				
2- 1	0- 0	0- 0	NEUTRAL	0- 0	0- 1	2- 0				
5- 6	0- 2	0- 2	CONFERENCE	1- 1	1- 1	3- 0				
2- 4	0- 2	0- 1	HOME	0- 0	1- 1	1- 0				
3- 2	0- 0	0- 1	AWAY	1- 1	0- 0	2- 0				
0- 0	0- 0	0- 0	NEUTRAL	0- 0	0- 0	0- 0				

RPI 1-25				RPI 26-50				RPI 51-100 Team's RPI: 82				RPI 101+			
RPI	S	Opponent	Score	RPI	S	Opponent	Score	RPI	S	Opponent	Score	RPI	S	Opponent	Score
7	H	Mississippi St.	69 93	33	A	Missouri	53 71	56	A	LSU	34 71	104	H	Georgia	72 80
10	A	Iowa St.	82 91	50	H	Auburn	72 75	61	A	Tennessee	80 79	127	N	Pittsburgh	54 61
15	H	South Carolina	79 87					88	A	UT Arlington	66 65	131	H	Alabama	72 61
18	H	Arizona St.	85 88					98	H	Nebraska	84 80	132	H	Tennessee Tech	65 42
												149	A	Tulsa	61 59
												167	A	Abilene Christian	80 68
												175	H	Oral Roberts	74 61
												176	H	Vanderbilt	83 62
												188	N	Wisconsin	69 68
												194	A	Ole Miss	85 55
												199	H	Prairie View	71 44
												209	A	Florida	83 73
												286	H	Jackson St.	76 57
												290	N	Tennessee St.	79 55
												332	H	Northwestern St.	98 53
LAST 12 Division I GAMES:															
50	H	Auburn	72 75	61	A	Tennessee	80 79								
56	A	LSU	34 71	176	H	Vanderbilt	83 62								
15	H	South Carolina	79 87	33	A	Missouri	53 71								
104	H	Georgia	72 80	194	A	Ole Miss	85 55								
209	A	Florida	83 73	7	H	Mississippi St.	69 93								
131	H	Alabama	72 61	286	H	Jackson St.	76 57								

Non-Div I Games:

Arkansas

■ Loss,
 ■ Non-Conf, S Site,
 ■ Home
 ■ Away
 N Neutral

Average RPI Win: 223	WON-LOST	WINNING	LAST 10	STRENGTH OF	OPP. STRENGTH	TEAM	ADJ.	CONF.	ADJ CONF.
Average RPI Loss: 103	RECORD	PCT. RANK	GAMES	SCHEDULE	OF SCHEDULE	RPI	RPI	RPI	RPI
DIV. I ONLY	9- 13	230	0- 1	80	153	174	174	12	12
DIV. I NON-CONF.	5- 6	177	0- 0	147	128	174	174	14	14
TOTALS	RPI 1-25	RPI 26-50	W-L RECORDS	RPI 51-100	RPI 101-150	RPI 150+			
9- 13	0- 1	0- 1	OVERALL	0- 5	3- 3	6- 3			
7- 4	0- 0	0- 0	HOME	0- 2	2- 0	5- 2			
2- 9	0- 1	0- 1	AWAY	0- 3	1- 3	1- 1			
0- 0	0- 0	0- 0	NEUTRAL	0- 0	0- 0	0- 0			
5- 6	0- 1	0- 1	NON-CONFERENCE	0- 1	1- 2	4- 1			
4- 1	0- 0	0- 0	HOME	0- 0	1- 0	3- 1			
1- 5	0- 1	0- 1	AWAY	0- 1	0- 2	1- 0			
0- 0	0- 0	0- 0	NEUTRAL	0- 0	0- 0	0- 0			
4- 7	0- 0	0- 0	CONFERENCE	0- 4	2- 1	2- 2			
3- 3	0- 0	0- 0	HOME	0- 2	1- 0	2- 1			
1- 4	0- 0	0- 0	AWAY	0- 2	1- 1	0- 1			
0- 0	0- 0	0- 0	NEUTRAL	0- 0	0- 0	0- 0			

RPI 1-25				RPI 26-50				RPI 51-100				RPI 101+ Team's RPI: 174			
RPI	S	Opponent	Score	RPI	S	Opponent	Score	RPI	S	Opponent	Score	RPI	S	Opponent	Score
21	A	Texas A&M	56 97	33	A	Missouri	50 70	60	A	Little Rock	55 68	110	A	South Alabama	77 64
								64	A	Belmont	55 74	110	H	South Alabama	69 58
								79	A	Troy	79 87	111	A	Oklahoma St.	60 62
								79	H	Troy	89 100	136	A	UT Martin	91 97
								88	H	UT Arlington	73 100	142	A	Appalachian St.	67 75
												149	H	Tulsa	73 60
												154	H	Louisiana Tech	70 80
												181	H	Texas St.	62 85
												187	A	Coastal Caro.	72 88
												229	H	Memphis	77 66
												253	H	Louisiana	87 75
												265	A	UTEP	67 66
												282	H	Murray St.	74 63
												296	H	La.-Monroe	64 54
												310	H	Mississippi Val.	60 57
LAST 12 Division I GAMES:															
79	H	Troy	89 100	88	H	UT Arlington	73 100								
110	H	South Alabama	69 58	79	A	Troy	79 87								
60	A	Little Rock	55 68	110	A	South Alabama	77 64								
187	A	Coastal Caro.	72 88	296	H	La.-Monroe	64 54								
142	A	Appalachian St.	67 75	253	H	Louisiana	87 75								
181	H	Texas St.	62 85	33	A	Missouri	50 70								

Non-Div I Games:

Arkansas St.

■ Loss,
 ■ Non-Conf, S Site,
 ■ Home
 ■ Away
 N Neutral

Army West Point

Through Games Of Feb. 12, 2019

Average RPI Win:	298	WON-LOST	WINNING	LAST 10	STRENGTH OF	OPP. STRENGTH	TEAM	ADJ.	CONF.	ADJ CONF.
Average RPI Loss:	164	RECORD	PCT. RANK	GAMES	SCHEDULE	OF SCHEDULE	RPI	RPI	RPI	RPI
DIV. I ONLY	7- 14	256	0- 1	293	263	299	299	18	18	
DIV. I NON-CONF.	4- 6	212	0- 0	314	323	296	296	22	22	
TOTALS	RPI 1-25	RPI 26-50	W-L RECORDS	RPI 51-100	RPI 101-150	RPI 150+				
7- 14	0- 0	0- 2	OVERALL	0- 3	0- 2	7- 7				
5- 7	0- 0	0- 1	HOME	0- 2	0- 1	5- 3				
2- 7	0- 0	0- 1	AWAY	0- 1	0- 1	2- 4				
0- 0	0- 0	0- 0	NEUTRAL	0- 0	0- 0	0- 0				
4- 6	0- 0	0- 1	NON-CONFERENCE	0- 1	0- 1	4- 3				
2- 3	0- 0	0- 0	HOME	0- 1	0- 1	2- 1				
2- 3	0- 0	0- 1	AWAY	0- 0	0- 0	2- 2				
0- 0	0- 0	0- 0	NEUTRAL	0- 0	0- 0	0- 0				
3- 8	0- 0	0- 1	CONFERENCE	0- 2	0- 1	3- 4				
3- 4	0- 0	0- 1	HOME	0- 1	0- 0	3- 2				
0- 4	0- 0	0- 0	AWAY	0- 1	0- 1	0- 2				
0- 0	0- 0	0- 0	NEUTRAL	0- 0	0- 0	0- 0				

RPI S	Opponent	Score	RPI S	Opponent	Score	RPI S	Opponent	Score	RPI S	Opponent	Score	Team's RPI: 299
43	A TCU	38 63	45	H Bucknell	52 66	73	H Yale	51 62	109	H St. John's (NY)	49 60	
						95	A American	51 61	143	A Boston U.	51 63	
						95	H American	62 75	151	H Lehigh	50 73	
									201	H Navy	55 52	
									210	A Holy Cross	39 58	
									247	H Colgate	58 70	
									252	H Air Force	60 71	
									260	H St. Francis Brooklyn	69 57	
									261	A Columbia	49 70	
									264	A Binghamton	47 60	
									308	A Loyola Maryland	51 70	
									308	H Loyola Maryland	69 57	
									309	A Wagner	61 46	
									311	H Lafayette	65 50	
									344	H Fairleigh Dickinson	62 40	
									351	A LIU Brooklyn	57 42	
LAST 12 Division I GAMES:												
95	H American	62 75	311	H Lafayette	65 50							
308	A Loyola Maryland	51 70	95	A American	51 61							
247	H Colgate	58 70	45	H Bucknell	52 66							
151	H Lehigh	50 73	308	H Loyola Maryland	69 57							
210	A Holy Cross	39 58	143	A Boston U.	51 63							
201	H Navy	55 52	73	H Yale	51 62							

Non-Div I Games: Connecticut Col. 74 48

Army West Point

Loss, Non-Conf, S Site, H Home A Away N Neutral

Average RPI Win:	172	WON-LOST	WINNING	LAST 10	STRENGTH OF	OPP. STRENGTH	TEAM	ADJ.	CONF.	ADJ CONF.
Average RPI Loss:	26	RECORD	PCT. RANK	GAMES	SCHEDULE	OF SCHEDULE	RPI	RPI	RPI	RPI
DIV. I ONLY	17- 6	51	1- 0	97	41	50	50	5	5	
DIV. I NON-CONF.	11- 1	13	1- 0	205	64	31	31	4	4	
TOTALS	RPI 1-25	RPI 26-50	W-L RECORDS	RPI 51-100	RPI 101-150	RPI 150+				
17- 6	1- 3	1- 2	OVERALL	1- 1	2- 0	12- 0				
7- 4	0- 2	0- 1	HOME	0- 1	1- 0	6- 0				
8- 2	0- 1	1- 1	AWAY	1- 0	1- 0	5- 0				
2- 0	1- 0	0- 0	NEUTRAL	0- 0	0- 0	1- 0				
11- 1	1- 1	1- 0	NON-CONFERENCE	0- 0	0- 0	9- 0				
6- 0	0- 0	0- 0	HOME	0- 0	0- 0	6- 0				
3- 1	0- 1	1- 0	AWAY	0- 0	0- 0	2- 0				
2- 0	1- 0	0- 0	NEUTRAL	0- 0	0- 0	1- 0				
6- 5	0- 2	0- 2	CONFERENCE	1- 1	2- 0	3- 0				
1- 4	0- 2	0- 1	HOME	0- 1	1- 0	0- 0				
5- 1	0- 0	0- 1	AWAY	1- 0	1- 0	3- 0				
0- 0	0- 0	0- 0	NEUTRAL	0- 0	0- 0	0- 0				

RPI 1-25				RPI 26-50				Team's RPI: 50				RPI 51-100				RPI 101+			
RPI	S	Opponent	Score	RPI	S	Opponent	Score	RPI	S	Opponent	Score	RPI	S	Opponent	Score	RPI	S	Opponent	Score
7	H	Mississippi St.	59 85	26	H	Kentucky	68 78	61	H	Tennessee	69 78	104	H	Georgia	59 58				
10	A	Iowa St.	64 67	33	A	Missouri	65 74	82	A	Arkansas	75 72	131	A	Alabama	66 56				
21	H	Texas A&M	67 69	48	A	New Mexico	79 76					162	H	Oklahoma	95 79				
24	N	North Carolina	86 81									176	A	Vanderbilt	72 70				
												178	H	Nicholls St.	80 59				
												187	N	Coastal Caro.	84 78				
												190	A	Elon	96 44				
												194	A	Ole Miss	64 51				
												209	A	Florida	64 56				
												215	H	Grambling	97 48				
												250	H	Alabama St.	83 50				
												253	H	Louisiana	71 59				
												255	A	Saint Joseph's	81 70				
												268	H	Samford	73 46				
LAST 12 Division I GAMES:																			
				48	A	New Mexico	79 76	33	A	Missouri	65 74								
				10	A	Iowa St.	64 67	21	H	Texas A&M	67 69								
				82	A	Arkansas	75 72	176	A	Vanderbilt	72 70								
				26	H	Kentucky	68 78	7	H	Mississippi St.	59 85								
				104	H	Georgia	59 58	131	A	Alabama	66 56								
				194	A	Ole Miss	64 51	209	A	Florida	64 56								

Non-Div I Games: Xavier (LA) 77 58

Auburn

■ Loss,
■ Non-Conf, S Site,
■ Home
■ Away
N Neutral

Average RPI Win:	256	WON-LOST	WINNING	LAST 10	STRENGTH OF	OPP. STRENGTH	TEAM	ADJ.	CONF.	ADJ CONF.
Average RPI Loss:	206	RECORD	PCT. RANK	GAMES	SCHEDULE	OF SCHEDULE	RPI	RPI	RPI	RPI
DIV. I ONLY	9- 12	216	0- 0	328	276	287	287	22	22	
DIV. I NON-CONF.	3- 6	241	0- 0	347	282	342	342	21	21	
TOTALS	RPI 1-25	RPI 26-50	W-L RECORDS	RPI 51-100	RPI 101-150	RPI 150+				
9- 12	0- 0	0- 0	OVERALL	0- 2	2- 1	7- 9				
7- 3	0- 0	0- 0	HOME	0- 1	1- 0	6- 2				
2- 9	0- 0	0- 0	AWAY	0- 1	1- 1	1- 7				
0- 0	0- 0	0- 0	NEUTRAL	0- 0	0- 0	0- 0				
3- 6	0- 0	0- 0	NON-CONFERENCE	0- 1	0- 0	3- 5				
3- 1	0- 0	0- 0	HOME	0- 0	0- 0	3- 1				
0- 5	0- 0	0- 0	AWAY	0- 1	0- 0	0- 4				
0- 0	0- 0	0- 0	NEUTRAL	0- 0	0- 0	0- 0				
6- 6	0- 0	0- 0	CONFERENCE	0- 1	2- 1	4- 4				
4- 2	0- 0	0- 0	HOME	0- 1	1- 0	3- 1				
2- 4	0- 0	0- 0	AWAY	0- 0	1- 1	1- 3				
0- 0	0- 0	0- 0	NEUTRAL	0- 0	0- 0	0- 0				

RPI S	Opponent	Score	RPI S	Opponent	Score	RPI S	Opponent	Score	RPI S	Opponent	Score	Team's RPI: 287
						64	H Belmont	62 80	121	H Morehead St.	81 80	
						86	A Cincinnati	48 69	132	A Tennessee Tech	72 65	
									136	A UT Martin	65 74	
									176	A Vanderbilt	70 99	
									191	A Illinois St.	49 61	
									202	A Jacksonville St.	56 67	
									217	A Western Ill.	72 77	
									222	A Southeast Mo. St.	54 64	
									257	A SIUE	68 69	
									257	H SIUE	77 65	
									270	A Eastern Ill.	73 60	
									270	H Eastern Ill.	57 67	
									280	H Northern Ky.	52 48	
									290	H Tennessee St.	74 47	
									302	H Alabama A&M	75 58	
									310	H Mississippi Val.	89 95	
									324	H Lipscomb	70 58	
									327	H Eastern Ky.	100 65	
									336	A Evansville	52 56	
LAST 12 Division I GAMES:												
270	H Eastern Ill.	57 67	270	A Eastern Ill.	73 60							
257	H SIUE	77 65	257	A SIUE	68 69							
202	A Jacksonville St.	56 67	136	A UT Martin	65 74							
132	A Tennessee Tech	72 65	222	A Southeast Mo. St.	54 64							
64	H Belmont	62 80	121	H Morehead St.	81 80							
290	H Tennessee St.	74 47	327	H Eastern Ky.	100 65							

Non-Div I Games: Christian Bros. 100 62 Trevecca Nazarene 90 78

Austin Peay

■ Loss,
 ■ Non-Conf, S Site,
 ■ Home
 ■ Away
 N Neutral

BYU										
Average RPI Win:	156	WON-LOST	WINNING	LAST 10	STRENGTH OF	OPP. STRENGTH	TEAM	ADJ.	CONF.	ADJ CONF.
Average RPI Loss:	105	RECORD	PCT. RANK	GAMES	SCHEDULE	OF SCHEDULE	RPI	RPI	RPI	RPI
DIV. I ONLY	18- 6	45	1- 0	70	104	37	37	8	8	
DIV. I NON-CONF.	8- 3	72	0- 0	150	172	72	72	7	7	

TOTALS	RPI 1-25	RPI 26-50	W-L RECORDS	RPI 51-100	RPI 101-150	RPI 150+				
18- 6	1- 0	2- 2	OVERALL	4- 2	1- 1	10- 1				
9- 2	1- 0	0- 2	HOME	3- 0	1- 0	4- 0				
7- 4	0- 0	1- 0	AWAY	1- 2	0- 1	5- 1				
2- 0	0- 0	1- 0	NEUTRAL	0- 0	0- 0	1- 0				
8- 3	0- 0	1- 1	NON-CONFERENCE	1- 1	0- 0	6- 1				
4- 1	0- 0	0- 1	HOME	1- 0	0- 0	3- 0				
2- 2	0- 0	0- 0	AWAY	0- 1	0- 0	2- 1				
2- 0	0- 0	1- 0	NEUTRAL	0- 0	0- 0	1- 0				
10- 3	1- 0	1- 1	CONFERENCE	3- 1	1- 1	4- 0				
5- 1	1- 0	0- 1	HOME	2- 0	1- 0	1- 0				
5- 2	0- 0	1- 0	AWAY	1- 1	0- 1	3- 0				
0- 0	0- 0	0- 0	NEUTRAL	0- 0	0- 0	0- 0				

RPI 1-25				RPI 26-50				Team's RPI: 37				RPI 51-100				RPI 101+			
RPI	S	Opponent	Score	RPI	S	Opponent	Score	RPI	S	Opponent	Score	RPI	S	Opponent	Score	RPI	S	Opponent	Score
13	H	Gonzaga	70 68	36	H	California	52 70	51	A	Utah	67 78	124	A	Pepperdine	65 79				
				43	N	TCU	61 58	81	A	Pacific	77 74	124	H	Pepperdine	83 58				
				46	A	Saint Mary's (CA)	74 73	81	H	Pacific	75 49	161	H	Portland	79 71				
				46	H	Saint Mary's (CA)	75 78	99	H	Northern Colo.	70 50	165	H	UC Riverside	72 70				
								100	A	Loyola Marymount	58 61	184	A	Santa Clara	54 44				
								100	H	Loyola Marymount	55 44	197	H	Eastern Wash.	80 65				
												221	A	Utah St.	62 57				
												241	A	San Francisco	67 59				
												249	H	Colorado St.	51 42				
												258	A	San Diego	65 56				
												262	N	California Baptist	76 69				
												271	A	Southern Utah	64 67				
												281	A	Utah Valley	77 51				
LAST 12 Division I GAMES:																			
				81	H	Pacific	75 49	13	H	Gonzaga	70 68								
				46	H	Saint Mary's (CA)	75 78	46	A	Saint Mary's (CA)	74 73								
				124	A	Pepperdine	65 79	81	A	Pacific	77 74								
				100	A	Loyola Marymount	58 61	100	H	Loyola Marymount	55 44								
				258	A	San Diego	65 56	124	H	Pepperdine	83 58								
				161	H	Portland	79 71	241	A	San Francisco	67 59								

Non-Div I Games:

BYU

■ Loss,
 ■ Non-Conf,
 ■ S Site,
 ■ H Home
 ■ A Away
 N Neutral

Average RPI Win:	182	WON-LOST	WINNING	LAST 10	STRENGTH OF	OPP. STRENGTH	TEAM	ADJ.	CONF.	ADJ CONF.
Average RPI Loss:	83	RECORD	PCT. RANK	GAMES	SCHEDULE	OF SCHEDULE	RPI	RPI	RPI	RPI
DIV. I ONLY	6- 15	284	0- 1	36	81	182	182	7	7	
DIV. I NON-CONF.	4- 7	228	0- 0	119	44	204	204	8	8	
TOTALS	RPI 1-25	RPI 26-50	W-L RECORDS	RPI 51-100	RPI 101-150	RPI 150+				
6- 15	0- 1	0- 4	OVERALL	2- 7	1- 1	3- 2				
5- 5	0- 0	0- 1	HOME	2- 2	0- 0	3- 2				
1- 7	0- 1	0- 3	AWAY	0- 3	1- 0	0- 0				
0- 3	0- 0	0- 0	NEUTRAL	0- 2	0- 1	0- 0				
4- 7	0- 0	0- 1	NON-CONFERENCE	1- 4	1- 1	2- 1				
3- 2	0- 0	0- 0	HOME	1- 1	0- 0	2- 1				
1- 2	0- 0	0- 1	AWAY	0- 1	1- 0	0- 0				
0- 3	0- 0	0- 0	NEUTRAL	0- 2	0- 1	0- 0				
2- 8	0- 1	0- 3	CONFERENCE	1- 3	0- 0	1- 1				
2- 3	0- 0	0- 1	HOME	1- 1	0- 0	1- 1				
0- 5	0- 1	0- 2	AWAY	0- 2	0- 0	0- 0				
0- 0	0- 0	0- 0	NEUTRAL	0- 0	0- 0	0- 0				

RPI 1-25				RPI 26-50				RPI 51-100				RPI 101+ Team's RPI: 182			
RPI	S	Opponent	Score	RPI	S	Opponent	Score	RPI	S	Opponent	Score	RPI	S	Opponent	Score
25	A	Buffalo	65 77	27	A	Central Mich.	63 81	53	H	Purdue	38 80	129	A	Western Ky.	86 83
				32	A	Ohio	62 94	62	A	Miami (OH)	57 60	130	N	Fordham	70 78
				32	H	Ohio	75 90	63	A	Missouri St.	54 74	176	H	Vanderbilt	43 60
				44	A	Butler	47 64	65	N	Quinnipiac	66 69	231	H	Bowling Green	77 70
								74	N	Duke	62 79	269	H	Cleveland St.	67 62
								85	H	Kent St.	48 44	284	H	Western Mich.	62 65
								86	H	Cincinnati	75 63	290	H	Tennessee St.	90 51
								87	A	Toledo	58 65				
								97	H	Northern Ill.	83 93				
LAST 12 Division I GAMES:															
27	A	Central Mich.	63 81	85	H	Kent St.	48 44								
65	N	Quinnipiac	66 69	62	A	Miami (OH)	57 60								
74	N	Duke	62 79	25	A	Buffalo	65 77								
97	H	Northern Ill.	83 93	32	H	Ohio	75 90								
32	A	Ohio	62 94	231	H	Bowling Green	77 70								
284	H	Western Mich.	62 65	87	A	Toledo	58 65								

Non-Div I Games: Urbana 99 62

Ball St.

■ Loss,
 ■ Non-Conf,
 ■ S Site,
 ■ H Home
 ■ A Away
 N Neutral

Through Games of Feb. 11, 1919										
Average RPI Win:	95	WON-LOST	WINNING	LAST 10	STRENGTH OF	OPP. STRENGTH	TEAM	ADJ.	CONF.	ADJ CONF.
Average RPI Loss:	5	RECORD	PCT. RANK	GAMES	SCHEDULE	OF SCHEDULE	RPI	RPI	RPI	RPI
DIV. I ONLY	21- 1	4	1- 0	5	20	2	2	3	3	
DIV. I NON-CONF.	10- 1	17	0- 0	12	15	4	4	3	3	

TOTALS	RPI 1-25	RPI 26-50		W-L RECORDS		RPI 51-100	RPI 101-150	RPI 150+		
21- 1	4- 1	4- 0		OVERALL		3- 0	5- 0	5- 0		
11- 0	2- 0	1- 0		HOME		2- 0	2- 0	4- 0		
8- 1	2- 1	2- 0		AWAY		0- 0	3- 0	1- 0		
2- 0	0- 0	1- 0		NEUTRAL		1- 0	0- 0	0- 0		
10- 1	3- 1	1- 0		NON-CONFERENCE		1- 0	1- 0	4- 0		
6- 0	1- 0	0- 0		HOME		0- 0	1- 0	4- 0		
2- 1	2- 1	0- 0		AWAY		0- 0	0- 0	0- 0		
2- 0	0- 0	1- 0		NEUTRAL		1- 0	0- 0	0- 0		
11- 0	1- 0	3- 0		CONFERENCE		2- 0	4- 0	1- 0		
5- 0	1- 0	1- 0		HOME		2- 0	1- 0	0- 0		
6- 0	0- 0	2- 0		AWAY		0- 0	3- 0	1- 0		
0- 0	0- 0	0- 0		NEUTRAL		0- 0	0- 0	0- 0		

RPI	S	Opponent	Score	RPI	S	Opponent	Score	RPI	S	Opponent	Score	RPI	S	Opponent	Score
5	A	Stanford	63 68	28	A	Texas	74 68	54	H	Kansas St.	65 50	111	A	Oklahoma St.	66 58
6	H	UConn	68 57	29	N	South Dakota St.	72 66	70	H	West Virginia	79 47	118	A	Kansas	94 68
10	H	Iowa St.	84 69	43	A	TCU	79 55	91	N	Georgetown	67 46	121	H	Morehead St.	96 58
15	A	South Carolina	94 69	43	H	TCU	89 71					139	A	Texas Tech	73 56
18	A	Arizona St.	65 59									139	H	Texas Tech	96 37
												162	A	Oklahoma	74 53
												178	H	Nicholls St.	100 39
												185	H	Southern U.	94 49
												214	H	Saint Francis (PA)	116 58
												219	H	UTRGV	98 37
LAST 12 Division I GAMES:															
43	H	TCU	89 71	70	H	West Virginia	79 47								
28	A	Texas	74 68	118	A	Kansas	94 68								
139	H	Texas Tech	96 37	43	A	TCU	79 55								
111	A	Oklahoma St.	66 58	54	H	Kansas St.	65 50								
162	A	Oklahoma	74 53	139	A	Texas Tech	73 56								
10	H	Iowa St.	84 69	6	H	UConn	68 57								

Non-Div I Games:

Baylor

Average RPI Win:	206	WON-LOST	WINNING	LAST 10	STRENGTH OF	OPP. STRENGTH	TEAM	ADJ.	CONF.	ADJ CONF.
Average RPI Loss:	70	RECORD	PCT. RANK	GAMES	SCHEDULE	OF SCHEDULE	RPI	RPI	RPI	RPI
DIV. I ONLY	18- 5	32	1- 0	158	138	64	64	22	22	
DIV. I NON-CONF.	7- 4	108	0- 0	82	31	45	45	21	21	
TOTALS	RPI 1-25	RPI 26-50	W-L RECORDS	RPI 51-100	RPI 101-150	RPI 150+				
18- 5	0- 1	0- 0	OVERALL	2- 3	5- 1	11- 0				
9- 2	0- 0	0- 0	HOME	0- 1	3- 1	6- 0				
9- 3	0- 1	0- 0	AWAY	2- 2	2- 0	5- 0				
0- 0	0- 0	0- 0	NEUTRAL	0- 0	0- 0	0- 0				
7- 4	0- 1	0- 0	NON-CONFERENCE	2- 3	2- 0	3- 0				
3- 1	0- 0	0- 0	HOME	0- 1	1- 0	2- 0				
4- 3	0- 1	0- 0	AWAY	2- 2	1- 0	1- 0				
0- 0	0- 0	0- 0	NEUTRAL	0- 0	0- 0	0- 0				
11- 1	0- 0	0- 0	CONFERENCE	0- 0	3- 1	8- 0				
6- 1	0- 0	0- 0	HOME	0- 0	2- 1	4- 0				
5- 0	0- 0	0- 0	AWAY	0- 0	1- 0	4- 0				
0- 0	0- 0	0- 0	NEUTRAL	0- 0	0- 0	0- 0				

RPI 1-25				RPI 26-50				RPI 51-100 Team's RPI: 64				RPI 101+			
RPI	S	Opponent	Score	RPI	S	Opponent	Score	RPI	S	Opponent	Score	RPI	S	Opponent	Score
12	A	NC State	62 77					55	A	Middle Tenn.	45 38	121	A	Morehead St.	77 57
								58	A	Clemson	62 65	121	H	Morehead St.	77 50
								61	A	Tennessee	76 84	132	H	Tennessee Tech	72 77
								76	A	Wright St.	79 63	136	H	UT Martin	100 86
								87	H	Toledo	69 78	141	A	Chattanooga	67 51
												149	H	Tulsa	78 53
												174	H	Arkansas St.	74 55
												202	A	Jacksonville St.	64 41
												202	H	Jacksonville St.	66 52
												222	H	Southeast Mo. St.	91 57
												280	A	Northern Ky.	71 53
												282	A	Murray St.	65 58
												287	A	Austin Peay	80 62
												290	H	Tennessee St.	80 46
												324	H	Lipscomb	83 43
												327	A	Eastern Ky.	87 52
												327	H	Eastern Ky.	69 43
LAST 12 Division I GAMES:															
121	A	Morehead St.	77 57	290	H	Tennessee St.	80 46								
327	A	Eastern Ky.	87 52	202	A	Jacksonville St.	64 41								
136	H	UT Martin	100 86	327	H	Eastern Ky.	69 43								
222	H	Southeast Mo. St.	91 57	121	H	Morehead St.	77 50								
287	A	Austin Peay	80 62	132	H	Tennessee Tech	72 77								
282	A	Murray St.	65 58	202	H	Jacksonville St.	66 52								

Non-Div I Games:

Belmont

Average RPI Win:	294	WON-LOST	WINNING	LAST 10	STRENGTH OF	OPP. STRENGTH	TEAM	ADJ.	CONF.	ADJ CONF.
Average RPI Loss:	205	RECORD	PCT. RANK	GAMES	SCHEDULE	OF SCHEDULE	RPI	RPI	RPI	RPI
DIV. I ONLY	12- 9	132	1- 0	343	328	239	239	32	32	
DIV. I NON-CONF.	5- 5	162	0- 0	331	229	238	238	32	32	
TOTALS	RPI 1-25	RPI 26-50	W-L RECORDS	RPI 51-100	RPI 101-150	RPI 150+				
12- 9	0- 0	0- 0	OVERALL	0- 0	0- 1	12- 8				
7- 2	0- 0	0- 0	HOME	0- 0	0- 0	7- 2				
4- 7	0- 0	0- 0	AWAY	0- 0	0- 1	4- 6				
1- 0	0- 0	0- 0	NEUTRAL	0- 0	0- 0	1- 0				
5- 5	0- 0	0- 0	NON-CONFERENCE	0- 0	0- 1	5- 4				
3- 0	0- 0	0- 0	HOME	0- 0	0- 0	3- 0				
1- 5	0- 0	0- 0	AWAY	0- 0	0- 1	1- 4				
1- 0	0- 0	0- 0	NEUTRAL	0- 0	0- 0	1- 0				
7- 4	0- 0	0- 0	CONFERENCE	0- 0	0- 0	7- 4				
4- 2	0- 0	0- 0	HOME	0- 0	0- 0	4- 2				
3- 2	0- 0	0- 0	AWAY	0- 0	0- 0	3- 2				
0- 0	0- 0	0- 0	NEUTRAL	0- 0	0- 0	0- 0				

RPI 1-25			RPI 26-50			RPI 51-100			RPI 101+ Team's RPI: 239		
RPI	S	Opponent	Score	RPI	S	Opponent	Score	RPI	S	Opponent	Score
								148	A	South Fla.	39 88
								153	A	Charlotte	69 73
								155	A	Georgia St.	57 62
								177	H	UMES	52 64
								209	A	Florida	53 64
								220	H	N.C. A&T	48 72
								230	A	Howard	40 61
								230	H	Howard	76 63
								237	H	Liberty	81 76
								244	A	Jacksonville	58 56
								266	A	Norfolk St.	50 57
								266	H	Norfolk St.	65 58
								273	H	North Florida	76 60
								289	A	Ga. Southern	76 77
								295	A	Morgan St.	73 69
								304	N	Kennesaw St.	64 61
								325	H	FIU	68 57
								326	A	Coppin St.	71 65
								341	A	N.C. Central	67 50
								341	H	N.C. Central	72 54
								346	H	Delaware St.	67 55
LAST 12 Division I GAMES:											
230	H	Howard	76 63	177	H	UMES	52 64				
266	H	Norfolk St.	65 58	346	H	Delaware St.	67 55				
220	H	N.C. A&T	48 72	266	A	Norfolk St.	50 57				
341	H	N.C. Central	72 54	230	A	Howard	40 61				
326	A	Coppin St.	71 65	341	A	N.C. Central	67 50				
295	A	Morgan St.	73 69	153	A	Charlotte	69 73				

Non-Div I Games: Flagler 74 59 Edward Waters 73 46

Bethune-Cookman

Loss, Non-Conf, S Site, H Home A Away N Neutral

Binghamton

Through Games Of Feb. 12, 2019

Average RPI Win:	280	WON-LOST	WINNING	LAST 10	STRENGTH OF	OPP. STRENGTH	TEAM	ADJ.	CONF.	ADJ CONF.
Average RPI Loss:	172	RECORD	PCT. RANK	GAMES	SCHEDULE	OF SCHEDULE	RPI	RPI	RPI	RPI
DIV. I ONLY	7- 15	268	0- 1	172	293	264	264	23	23	
DIV. I NON-CONF.	3- 8	267	0- 0	92	258	243	243	25	25	
TOTALS	RPI 1-25	RPI 26-50	W-L RECORDS	RPI 51-100	RPI 101-150	RPI 150+				
7- 15	0- 2	0- 1	OVERALL	0- 1	1- 0	6- 11				
5- 6	0- 0	0- 0	HOME	0- 0	1- 0	4- 6				
2- 9	0- 2	0- 1	AWAY	0- 1	0- 0	2- 5				
0- 0	0- 0	0- 0	NEUTRAL	0- 0	0- 0	0- 0				
3- 8	0- 2	0- 1	NON-CONFERENCE	0- 0	0- 0	3- 5				
3- 2	0- 0	0- 0	HOME	0- 0	0- 0	3- 2				
0- 6	0- 2	0- 1	AWAY	0- 0	0- 0	0- 3				
0- 0	0- 0	0- 0	NEUTRAL	0- 0	0- 0	0- 0				
4- 7	0- 0	0- 0	CONFERENCE	0- 1	1- 0	3- 6				
2- 4	0- 0	0- 0	HOME	0- 0	1- 0	1- 4				
2- 3	0- 0	0- 0	AWAY	0- 1	0- 0	2- 2				
0- 0	0- 0	0- 0	NEUTRAL	0- 0	0- 0	0- 0				

RPI 1-25				RPI 26-50				RPI 51-100				RPI 101+ Team's RPI: 264			
RPI	S	Opponent	Score	RPI	S	Opponent	Score	RPI	S	Opponent	Score	RPI	S	Opponent	Score
1	A	Notre Dame	53 103	32	A	Ohio	49 86	75	A	Maine	66 95	106	H	Hartford	73 62
8	A	Marquette	40 93									151	H	Lehigh	55 65
												159	A	Stony Brook	53 68
												159	H	Stony Brook	56 65
												180	H	Rider	57 62
												200	A	Dartmouth	39 63
												238	A	Niagara	72 79
												240	A	Albany (NY)	56 61
												240	H	Albany (NY)	62 71
												275	H	Cornell	72 61
												277	H	Vermont	57 58
												299	H	Army West Point	60 47
												300	H	UMBC	67 45
												311	A	Lafayette	50 59
												313	A	New Hampshire	71 62
												313	H	New Hampshire	53 54
												322	A	UMass Lowell	70 50
												344	H	Fairleigh Dickinson	73 54
LAST 12 Division I GAMES:															
313	H	New Hampshire	53 54	277	H	Vermont	57 58	300	H	UMBC	67 45				
159	A	Stony Brook	53 68	159	H	Stony Brook	56 65	313	A	New Hampshire	71 62				
240	H	Albany (NY)	62 71	240	A	Albany (NY)	56 61	200	A	Dartmouth	39 63				
106	H	Hartford	73 62												
75	A	Maine	66 95												
322	A	UMass Lowell	70 50												

Non-Div I Games: Charleston (WV) 69 62 Caldwell 73 54

Binghamton

Loss, Non-Conf, S Site, H Home A Away N Neutral

Average RPI Win:	197	WON-LOST	WINNING	LAST 10	STRENGTH OF	OPP. STRENGTH	TEAM	ADJ.	CONF.	ADJ CONF.
Average RPI Loss:	57	RECORD	PCT. RANK	GAMES	SCHEDULE	OF SCHEDULE	RPI	RPI	RPI	RPI
DIV. I ONLY	17- 3	16	1- 0	255	77	66	66	15	15	
DIV. I NON-CONF.	7- 2	58	1- 0	182	11	61	61	13	13	
TOTALS	RPI 1-25	RPI 26-50	W-L RECORDS	RPI 51-100	RPI 101-150	RPI 150+				
17- 3	0- 1	1- 1	OVERALL	2- 0	2- 1	12- 0				
8- 1	0- 1	1- 0	HOME	0- 0	0- 0	7- 0				
6- 2	0- 0	0- 1	AWAY	0- 0	2- 1	4- 0				
3- 0	0- 0	0- 0	NEUTRAL	2- 0	0- 0	1- 0				
7- 2	0- 1	0- 0	NON-CONFERENCE	2- 0	1- 1	4- 0				
3- 1	0- 1	0- 0	HOME	0- 0	0- 0	3- 0				
1- 1	0- 0	0- 0	AWAY	0- 0	1- 1	0- 0				
3- 0	0- 0	0- 0	NEUTRAL	2- 0	0- 0	1- 0				
10- 1	0- 0	1- 1	CONFERENCE	0- 0	1- 0	8- 0				
5- 0	0- 0	1- 0	HOME	0- 0	0- 0	4- 0				
5- 1	0- 0	0- 1	AWAY	0- 0	1- 0	4- 0				
0- 0	0- 0	0- 0	NEUTRAL	0- 0	0- 0	0- 0				

RPI 1-25				RPI 26-50				RPI 51-100 Team's RPI: 66				RPI 101+			
RPI	S	Opponent	Score	RPI	S	Opponent	Score	RPI	S	Opponent	Score	RPI	S	Opponent	Score
3	H	Louisville	55 74	47	A	Wyoming	52 64	83	N	UNI	61 60	113	A	Fresno St.	72 60
				47	H	Wyoming	72 64	89	N	Idaho	91 85	122	A	Washington St.	71 95
												146	A	Washington	73 69
												158	H	CSUN	74 63
												197	H	Eastern Wash.	67 55
												204	A	San Diego St.	69 66
												214	N	Saint Francis (PA)	78 64
												216	A	UNLV	64 57
												233	A	Nevada	75 74
												233	H	Nevada	80 65
												249	H	Colorado St.	70 57
												252	H	Air Force	79 48
												271	H	Southern Utah	88 53
												323	A	San Jose St.	83 69
												323	H	San Jose St.	99 68
LAST 12 Division I GAMES:															
146	A	Washington	73 69	252	H	Air Force	79 48								
323	A	San Jose St.	83 69	113	A	Fresno St.	72 60								
216	A	UNLV	64 57	233	A	Nevada	75 74								
233	H	Nevada	80 65	323	H	San Jose St.	99 68								
249	H	Colorado St.	70 57	204	A	San Diego St.	69 66								
47	A	Wyoming	52 64	47	H	Wyoming	72 64								

Non-Div I Games: Southern Ore. 91 46 Northwest Chrst. 93 26

Boise St.

■ Loss,
 ■ Non-Conf, S Site,
 ■ Home
 ■ Away
 N Neutral

Average RPI Win:	202	WON-LOST	WINNING	LAST 10	STRENGTH OF	OPP. STRENGTH	TEAM	ADJ.	CONF.	ADJ CONF.
Average RPI Loss:	50	RECORD	PCT. RANK	GAMES	SCHEDULE	OF SCHEDULE	RPI	RPI	RPI	RPI
DIV. I ONLY	14- 10	128	1- 0	77	72	105	105	1	1	
DIV. I NON-CONF.	11- 2	32	1- 0	226	310	102	102	1	1	
TOTALS	RPI 1-25	RPI 26-50	W-L RECORDS	RPI 51-100	RPI 101-150	RPI 150+				
14- 10	0- 5	0- 1	OVERALL	1- 2	4- 2	9- 0				
8- 6	0- 2	0- 1	HOME	1- 1	1- 2	6- 0				
4- 4	0- 3	0- 0	AWAY	0- 1	3- 0	1- 0				
2- 0	0- 0	0- 0	NEUTRAL	0- 0	0- 0	2- 0				
11- 2	0- 0	0- 0	NON-CONFERENCE	0- 0	2- 2	9- 0				
7- 2	0- 0	0- 0	HOME	0- 0	1- 2	6- 0				
2- 0	0- 0	0- 0	AWAY	0- 0	1- 0	1- 0				
2- 0	0- 0	0- 0	NEUTRAL	0- 0	0- 0	2- 0				
3- 8	0- 5	0- 1	CONFERENCE	1- 2	2- 0	0- 0				
1- 4	0- 2	0- 1	HOME	1- 1	0- 0	0- 0				
2- 4	0- 3	0- 0	AWAY	0- 1	2- 0	0- 0				
0- 0	0- 0	0- 0	NEUTRAL	0- 0	0- 0	0- 0				

RPI 1-25				RPI 26-50				RPI 51-100				RPI 101+ Team's RPI: 105			
RPI	S	Opponent	Score	RPI	S	Opponent	Score	RPI	S	Opponent	Score	RPI	S	Opponent	Score
1	A	Notre Dame	63 92	42	H	Georgia Tech	76 81	68	H	Virginia Tech	86 95	101	A	Houston	64 57
9	A	Syracuse	69 96					74	H	Duke	92 90	112	H	Minnesota	69 77
12	H	NC State	69 85					96	A	Virginia	77 79	117	H	Providence	57 61
16	H	Florida St.	71 91									119	A	Wake Forest	65 64
23	A	Miami (FL)	73 76									127	A	Pittsburgh	59 55
												143	H	Boston U.	78 51
												180	N	Rider	112 61
												200	H	Dartmouth	99 68
												210	H	Holy Cross	89 63
												228	A	Rhode Island	88 64
												235	H	Campbell	76 56
												261	H	Columbia	74 60
												307	H	Bryant	83 46
												308	N	Loyola Maryland	73 47
												328	H	Saint Peter's	89 57
LAST 12 Division I GAMES:															
180	N	Rider	112 61	1	A	Notre Dame	63 92								
9	A	Syracuse	69 96	16	H	Florida St.	71 91								
96	A	Virginia	77 79	127	A	Pittsburgh	59 55								
68	H	Virginia Tech	86 95	119	A	Wake Forest	65 64								
74	H	Duke	92 90	12	H	NC State	69 85								
23	A	Miami (FL)	73 76	42	H	Georgia Tech	76 81								

Non-Div I Games:

Boston College

■ Loss,
 ■ Non-Conf,
 ■ S Site,
 ■ H Home
 ■ A Away
 N Neutral

Average RPI Win: 224	WON-LOST	WINNING	LAST 10	STRENGTH OF	OPP. STRENGTH	TEAM	ADJ.	CONF.	ADJ CONF.
Average RPI Loss: 141	RECORD	PCT. RANK	GAMES	SCHEDULE	OF SCHEDULE	RPI	RPI	RPI	RPI
DIV. I ONLY	11- 10	154	1- 0	133	237	143	143	18	18
DIV. I NON-CONF.	4- 6	212	0- 0	196	234	222	222	22	22
TOTALS	RPI 1-25	RPI 26-50	W-L RECORDS	RPI 51-100	RPI 101-150	RPI 150+			
11- 10	0- 0	1- 1	OVERALL	0- 3	0- 2	10- 4			
6- 3	0- 0	0- 1	HOME	0- 1	0- 0	6- 1			
5- 7	0- 0	1- 0	AWAY	0- 2	0- 2	4- 3			
0- 0	0- 0	0- 0	NEUTRAL	0- 0	0- 0	0- 0			
4- 6	0- 0	0- 0	NON-CONFERENCE	0- 2	0- 2	4- 2			
4- 0	0- 0	0- 0	HOME	0- 0	0- 0	4- 0			
0- 6	0- 0	0- 0	AWAY	0- 2	0- 2	0- 2			
0- 0	0- 0	0- 0	NEUTRAL	0- 0	0- 0	0- 0			
7- 4	0- 0	1- 1	CONFERENCE	0- 1	0- 0	6- 2			
2- 3	0- 0	0- 1	HOME	0- 1	0- 0	2- 1			
5- 1	0- 0	1- 0	AWAY	0- 0	0- 0	4- 1			
0- 0	0- 0	0- 0	NEUTRAL	0- 0	0- 0	0- 0			

RPI S	Opponent	Score	RPI S	Opponent	Score	RPI S	Opponent	Score	RPI S	Opponent	Score	Team's RPI: 143
45	A Bucknell	70 62	45	H Bucknell	58 62	78	A Northeastern	51 81	105	A Boston College	51 78	
						84	A Harvard	47 67	145	A Marist	57 68	
						95	H American	51 64	151	A Lehigh	52 48	
									151	H Lehigh	58 45	
									152	H Delaware	72 61	
									196	A Massachusetts	55 66	
									200	A Dartmouth	44 64	
									201	A Navy	49 35	
									210	A Holy Cross	69 75	
									227	H Brown	72 51	
									247	H Colgate	72 81	
									299	H Army West Point	63 51	
									307	H Bryant	67 65	
									308	A Loyola Maryland	64 62	
									311	A Lafayette	47 44	
									313	H New Hampshire	60 39	
LAST 12 Division I GAMES:												
151	A Lehigh	52 48	247	H Colgate	72 81							
45	H Bucknell	58 62	151	H Lehigh	58 45							
311	A Lafayette	47 44	308	A Loyola Maryland	64 62							
201	A Navy	49 35	45	A Bucknell	70 62							
95	H American	51 64	299	H Army West Point	63 51							
210	A Holy Cross	69 75	84	A Harvard	47 67							

Non-Div I Games:

Boston U.

Bowling Green

Through Games Of Feb. 12, 2019

Average RPI Win:	268	WON-LOST	WINNING	LAST 10	STRENGTH OF	OPP. STRENGTH	TEAM	ADJ.	CONF.	ADJ CONF.
Average RPI Loss:	127	RECORD	PCT. RANK	GAMES	SCHEDULE	OF SCHEDULE	RPI	RPI	RPI	RPI
DIV. I ONLY	6- 14	279	0- 1	112	224	231	231	7	7	
DIV. I NON-CONF.	6- 4	125	0- 0	198	331	147	147	8	8	
TOTALS	RPI 1-25	RPI 26-50	W-L RECORDS	RPI 51-100	RPI 101-150	RPI 150+				
6- 14	0- 1	0- 1	OVERALL	0- 5	0- 1	6- 6				
4- 5	0- 0	0- 1	HOME	0- 3	0- 0	4- 1				
2- 8	0- 1	0- 0	AWAY	0- 2	0- 1	2- 4				
0- 1	0- 0	0- 0	NEUTRAL	0- 0	0- 0	0- 1				
6- 4	0- 1	0- 0	NON-CONFERENCE	0- 0	0- 0	6- 3				
4- 0	0- 0	0- 0	HOME	0- 0	0- 0	4- 0				
2- 3	0- 1	0- 0	AWAY	0- 0	0- 0	2- 2				
0- 1	0- 0	0- 0	NEUTRAL	0- 0	0- 0	0- 1				
0- 10	0- 0	0- 1	CONFERENCE	0- 5	0- 1	0- 3				
0- 5	0- 0	0- 1	HOME	0- 3	0- 0	0- 1				
0- 5	0- 0	0- 0	AWAY	0- 2	0- 1	0- 2				
0- 0	0- 0	0- 0	NEUTRAL	0- 0	0- 0	0- 0				

RPI 1-25				RPI 26-50				RPI 51-100				RPI 101+				Team's RPI: 231	
RPI	S	Opponent	Score	RPI	S	Opponent	Score	RPI	S	Opponent	Score	RPI	S	Opponent	Score		
20	A	Michigan St.	69 99	32	H	Ohio	79 82	62	H	Miami (OH)	75 82	135	A	Akron	71 74		
								87	A	Toledo	56 76	157	N	Mercer	63 76		
								87	H	Toledo	65 79	172	A	Xavier	49 65		
								97	A	Northern Ill.	47 88	182	A	Ball St.	70 77		
								97	H	Northern Ill.	52 66	183	A	Eastern Mich.	74 81		
												187	A	Coastal Caro.	80 81		
												218	H	Robert Morris	61 60		
												226	H	Marshall	99 76		
												251	H	Loyola Chicago	88 74		
												279	A	Canisius	74 53		
												284	H	Western Mich.	82 84		
												292	A	Valparaiso	79 72		
												339	H	Detroit Mercy	79 73		
LAST 12 Division I GAMES:																	
62	H	Miami (OH)	75 82	97	H	Northern Ill.	52 66										
97	A	Northern Ill.	47 88	135	A	Akron	71 74										
87	A	Toledo	56 76	182	A	Ball St.	70 77										
32	H	Ohio	79 82	284	H	Western Mich.	82 84										
183	A	Eastern Mich.	74 81	292	A	Valparaiso	79 72										
87	H	Toledo	65 79	339	H	Detroit Mercy	79 73										

Non-Div I Games: Davis & Elkins 63 28

Bowling Green

■ Loss,
 ■ Non-Conf, S Site,
 ■ Home
 ■ Away
 N Neutral

Bradley

Through Games Of Feb. 12, 2019

Average RPI Win: 251	WON-LOST	WINNING	LAST 10	STRENGTH OF	OPP. STRENGTH	TEAM	ADJ.	CONF.	ADJ CONF.
Average RPI Loss: 103	RECORD	PCT. RANK	GAMES	SCHEDULE	OF SCHEDULE	RPI	RPI	RPI	RPI
DIV. I ONLY	16- 5	41	1- 0	324	173	156	156	13	13
DIV. I NON-CONF.	9- 1	29	1- 0	345	232	135	135	15	15
TOTALS	RPI 1-25	RPI 26-50	W-L RECORDS	RPI 51-100	RPI 101-150	RPI 150+			
16- 5	0- 1	0- 0	OVERALL	0- 3	0- 0	16- 1			
8- 3	0- 1	0- 0	HOME	0- 2	0- 0	8- 0			
7- 2	0- 0	0- 0	AWAY	0- 1	0- 0	7- 1			
1- 0	0- 0	0- 0	NEUTRAL	0- 0	0- 0	1- 0			
9- 1	0- 0	0- 0	NON-CONFERENCE	0- 1	0- 0	9- 0			
5- 0	0- 0	0- 0	HOME	0- 0	0- 0	5- 0			
3- 1	0- 0	0- 0	AWAY	0- 1	0- 0	3- 0			
1- 0	0- 0	0- 0	NEUTRAL	0- 0	0- 0	1- 0			
7- 4	0- 1	0- 0	CONFERENCE	0- 2	0- 0	7- 1			
3- 3	0- 1	0- 0	HOME	0- 2	0- 0	3- 0			
4- 1	0- 0	0- 0	AWAY	0- 0	0- 0	4- 1			
0- 0	0- 0	0- 0	NEUTRAL	0- 0	0- 0	0- 0			

RPI 1-25				RPI 26-50				RPI 51-100				RPI 101+ Team's RPI: 156			
RPI	S	Opponent	Score	RPI	S	Opponent	Score	RPI	S	Opponent	Score	RPI	S	Opponent	Score
22	H	Drake	63 92					53	A	Purdue	61 74	152	N	Delaware	59 47
								63	H	Missouri St.	56 68	160	H	Southern Ill.	58 53
								83	H	UNI	78 81	173	A	Indiana St.	61 45
												173	H	Indiana St.	81 80
												191	A	Illinois St.	79 68
												217	H	Western Ill.	82 68
												222	H	Southeast Mo. St.	85 79
												251	A	Loyola Chicago	69 56
												269	A	Cleveland St.	67 65
												270	H	Eastern Ill.	67 64
												292	A	Valparaiso	73 76
												294	A	Fla. Atlantic	80 59
												301	H	Oakland	73 64
												319	A	Omaha	80 60
												336	A	Evansville	75 68
												336	H	Evansville	81 63
												348	H	Chicago St.	89 59
LAST 12 Division I GAMES:															
294	A	Fla. Atlantic	80 59	160	H	Southern Ill.	58 53								
336	H	Evansville	81 63	63	H	Missouri St.	56 68								
173	H	Indiana St.	81 80	173	A	Indiana St.	61 45								
251	A	Loyola Chicago	69 56	336	A	Evansville	75 68								
292	A	Valparaiso	73 76	83	H	UNI	78 81								
191	A	Illinois St.	79 68	22	H	Drake	63 92								

Non-Div I Games: Rockhurst 83 40

Bradley

■ Loss,
 ■ Non-Conf,
 ■ S Site,
 ■ H Home
 ■ A Away
 N Neutral

Average RPI Win:	265	WON-LOST	WINNING	LAST 10	STRENGTH OF	OPP. STRENGTH	TEAM	ADJ.	CONF.	ADJ CONF.
Average RPI Loss:	125	RECORD	PCT. RANK	GAMES	SCHEDULE	OF SCHEDULE	RPI	RPI	RPI	RPI
DIV. I ONLY	7- 13	251	0- 1	170	213	227	227	11	11	
DIV. I NON-CONF.	6- 8	199	0- 1	276	279	235	235	11	11	
TOTALS	RPI 1-25	RPI 26-50	W-L RECORDS	RPI 51-100	RPI 101-150	RPI 150+				
7- 13	0- 1	0- 1	OVERALL	1- 6	0- 1	6- 4				
4- 4	0- 0	0- 1	HOME	1- 1	0- 0	3- 2				
2- 9	0- 1	0- 0	AWAY	0- 5	0- 1	2- 2				
1- 0	0- 0	0- 0	NEUTRAL	0- 0	0- 0	1- 0				
6- 8	0- 1	0- 1	NON-CONFERENCE	0- 2	0- 1	6- 3				
3- 2	0- 0	0- 1	HOME	0- 0	0- 0	3- 1				
2- 6	0- 1	0- 0	AWAY	0- 2	0- 1	2- 2				
1- 0	0- 0	0- 0	NEUTRAL	0- 0	0- 0	1- 0				
1- 5	0- 0	0- 0	CONFERENCE	1- 4	0- 0	0- 1				
1- 2	0- 0	0- 0	HOME	1- 1	0- 0	0- 1				
0- 3	0- 0	0- 0	AWAY	0- 3	0- 0	0- 0				
0- 0	0- 0	0- 0	NEUTRAL	0- 0	0- 0	0- 0				

RPI 1-25				RPI 26-50				RPI 51-100				RPI 101+ Team's RPI: 227			
RPI	S	Opponent	Score	RPI	S	Opponent	Score	RPI	S	Opponent	Score	RPI	S	Opponent	Score
19	A	Rutgers	52 73	45	H	Bucknell	78 91	69	A	Penn	43 83	143	A	Boston U.	51 72
								73	A	Yale	72 84	196	H	Massachusetts	61 90
								73	H	Yale	86 71	200	H	Dartmouth	61 81
								75	A	Maine	96 102	210	A	Holy Cross	89 85
								84	H	Harvard	83 100	228	A	Rhode Island	67 72
								94	A	Princeton	74 93	298	H	Central Conn. St.	68 63
								97	A	Northern Ill.	102 109	303	H	Fairfield	68 49
												307	A	Bryant	57 75
												307	N	Bryant	84 68
												313	H	New Hampshire	76 70
												348	A	Chicago St.	90 65
LAST 12 Division I GAMES:															
228	A	Rhode Island	67 72	73	H	Yale	86 71								
94	A	Princeton	74 93	19	A	Rutgers	52 73								
69	A	Penn	43 83	97	A	Northern Ill.	102 109								
84	H	Harvard	83 100	348	A	Chicago St.	90 65								
200	H	Dartmouth	61 81	75	A	Maine	96 102								
73	A	Yale	72 84	307	N	Bryant	84 68								

Non-Div I Games: Johnson & Wales (RI) 78 46 Adelphi 75 62

Brown

■ Loss,
 ■ Non-Conf, S Site,
 ■ Home
 ■ Away
 N Neutral

Average RPI Win:	279	WON-LOST	WINNING	LAST 10	STRENGTH OF	OPP. STRENGTH	TEAM	ADJ.	CONF.	ADJ CONF.
Average RPI Loss:	196	RECORD	PCT. RANK	GAMES	SCHEDULE	OF SCHEDULE	RPI	RPI	RPI	RPI
DIV. I ONLY	6- 16	289	0- 1	280	314	307	307	31	31	
DIV. I NON-CONF.	2- 9	297	0- 1	197	225	291	291	31	31	
TOTALS	RPI 1-25	RPI 26-50	W-L RECORDS	RPI 51-100	RPI 101-150	RPI 150+				
6- 16	0- 0	0- 0	OVERALL	0- 2	0- 4	6- 10				
4- 4	0- 0	0- 0	HOME	0- 1	0- 0	4- 3				
2- 10	0- 0	0- 0	AWAY	0- 1	0- 3	2- 6				
0- 2	0- 0	0- 0	NEUTRAL	0- 0	0- 1	0- 1				
2- 9	0- 0	0- 0	NON-CONFERENCE	0- 2	0- 4	2- 3				
1- 2	0- 0	0- 0	HOME	0- 1	0- 0	1- 1				
1- 5	0- 0	0- 0	AWAY	0- 1	0- 3	1- 1				
0- 2	0- 0	0- 0	NEUTRAL	0- 0	0- 1	0- 1				
4- 7	0- 0	0- 0	CONFERENCE	0- 0	0- 0	4- 7				
3- 2	0- 0	0- 0	HOME	0- 0	0- 0	3- 2				
1- 5	0- 0	0- 0	AWAY	0- 0	0- 0	1- 5				
0- 0	0- 0	0- 0	NEUTRAL	0- 0	0- 0	0- 0				

RPI 1-25			RPI 26-50			RPI 51-100				RPI 101+		Team's RPI: 307
RPI	S	Opponent	Score	RPI	S	Opponent	Score	RPI	S	Opponent	Score	
								70	A	West Virginia	48	94
								75	H	Maine	57	74

Non-Div I Games:

Bryant

■ Loss,
 ■ Non-Conf,
 ■ S Site,
 ■ H Home
 ■ A Away
 N Neutral

Average RPI Win:	217	WON-LOST	WINNING	LAST 10	STRENGTH OF	OPP. STRENGTH	TEAM	ADJ.	CONF.	ADJ CONF.
Average RPI Loss:	60	RECORD	PCT. RANK	GAMES	SCHEDULE	OF SCHEDULE	RPI	RPI	RPI	RPI
DIV. I ONLY	19- 4	20	1- 0	151	195	45	45	18	18	
DIV. I NON-CONF.	9- 3	61	0- 0	107	132	32	32	22	22	
TOTALS	RPI 1-25	RPI 26-50	W-L RECORDS	RPI 51-100	RPI 101-150	RPI 150+				
19- 4	0- 2	0- 0	OVERALL	2- 1	2- 1	15- 0				
8- 1	0- 0	0- 0	HOME	2- 0	1- 1	5- 0				
9- 3	0- 2	0- 0	AWAY	0- 1	1- 0	8- 0				
2- 0	0- 0	0- 0	NEUTRAL	0- 0	0- 0	2- 0				
9- 3	0- 2	0- 0	NON-CONFERENCE	1- 1	1- 0	7- 0				
4- 0	0- 0	0- 0	HOME	1- 0	1- 0	2- 0				
3- 3	0- 2	0- 0	AWAY	0- 1	0- 0	3- 0				
2- 0	0- 0	0- 0	NEUTRAL	0- 0	0- 0	2- 0				
10- 1	0- 0	0- 0	CONFERENCE	1- 0	1- 1	8- 0				
4- 1	0- 0	0- 0	HOME	1- 0	0- 1	3- 0				
6- 0	0- 0	0- 0	AWAY	0- 0	1- 0	5- 0				
0- 0	0- 0	0- 0	NEUTRAL	0- 0	0- 0	0- 0				

RPI 1-25				RPI 26-50		Team's RPI: 45		RPI 51-100				RPI 101+			
RPI	S	Opponent	Score	RPI	S	Opponent	Score	RPI	S	Opponent	Score	RPI	S	Opponent	Score
9	A	Syracuse	56 70					65	H	Quinnipiac	75 58	126	H	Youngstown St.	73 68
10	A	Iowa St.	61 86					77	A	Drexel	42 64	143	A	Boston U.	62 58
								95	H	American	71 56	143	H	Boston U.	62 70
												151	H	Lehigh	71 53
												180	H	Rider	80 59
												196	N	Massachusetts	77 58
												201	A	Navy	77 43
												210	H	Holy Cross	75 71
												212	A	St. Bonaventure	77 46
												213	A	Monmouth	70 32
												227	A	Brown	91 78
												247	A	Colgate	90 62
												299	A	Army West Point	66 52
												303	N	Fairfield	77 54
												308	A	Loyola Maryland	75 57
												311	A	Lafayette	56 47
												311	H	Lafayette	75 43
												331	H	Iona	81 43
LAST 12 Division I GAMES:															
311	H	Lafayette	75 43	151	H	Lehigh	71 53								
143	A	Boston U.	62 58	311	A	Lafayette	56 47								
201	A	Navy	77 43	299	A	Army West Point	66 52								
210	H	Holy Cross	75 71	143	H	Boston U.	62 70								
308	A	Loyola Maryland	75 57	95	H	American	71 56								
247	A	Colgate	90 62	10	A	Iowa St.	61 86								

Non-Div I Games:

Bucknell

■ Loss,
 ■ Non-Conf, S Site,
 ■ Home
 ■ Away
 N Neutral

Buffalo

Through Games Of Feb. 12, 2019

Average RPI Win:	165	WON-LOST	WINNING	LAST 10	STRENGTH OF	OPP. STRENGTH	TEAM	ADJ.	CONF.	ADJ CONF.
Average RPI Loss:	36	RECORD	PCT. RANK	GAMES	SCHEDULE	OF SCHEDULE	RPI	RPI	RPI	RPI
DIV. I ONLY	16- 5	41	1- 0	40	96	25	25	7	7	
DIV. I NON-CONF.	8- 3	72	0- 0	82	86	35	35	8	8	
TOTALS	RPI 1-25	RPI 26-50	W-L RECORDS	RPI 51-100	RPI 101-150	RPI 150+				
16- 5	0- 2	1- 2	OVERALL	5- 0	1- 1	9- 0				
7- 2	0- 1	0- 1	HOME	3- 0	1- 0	3- 0				
7- 3	0- 1	0- 1	AWAY	1- 0	0- 1	6- 0				
2- 0	0- 0	1- 0	NEUTRAL	1- 0	0- 0	0- 0				
8- 3	0- 2	1- 0	NON-CONFERENCE	1- 0	0- 1	6- 0				
2- 1	0- 1	0- 0	HOME	0- 0	0- 0	2- 0				
4- 2	0- 1	0- 0	AWAY	0- 0	0- 1	4- 0				
2- 0	0- 0	1- 0	NEUTRAL	1- 0	0- 0	0- 0				
8- 2	0- 0	0- 2	CONFERENCE	4- 0	1- 0	3- 0				
5- 1	0- 0	0- 1	HOME	3- 0	1- 0	1- 0				
3- 1	0- 0	0- 1	AWAY	1- 0	0- 0	2- 0				
0- 0	0- 0	0- 0	NEUTRAL	0- 0	0- 0	0- 0				

RPI 1-25				RPI 26-50				RPI 51-100				RPI 101+			
RPI	S	Opponent	Score	RPI	S	Opponent	Score	RPI	S	Opponent	Score	RPI	S	Opponent	Score
4	A	Oregon	82 102	27	A	Central Mich.	65 76	62	A	Miami (OH)	66 59	114	A	Dayton	59 72
5	H	Stanford	55 62	29	N	South Dakota St.	61 55	85	H	Kent St.	75 66	135	H	Akron	91 72
				32	H	Ohio	71 74	87	H	Toledo	73 63	177	A	UMES	69 63
								91	N	Georgetown	73 64	182	H	Ball St.	77 65
								97	H	Northern Ill.	93 64	183	A	Eastern Mich.	91 84
												200	A	Dartmouth	75 69
												212	H	St. Bonaventure	90 43
												238	H	Niagara	88 61
												279	A	Canisius	84 66
												284	A	Western Mich.	61 59
												298	A	Central Conn. St.	82 69
LAST 12 Division I GAMES:															
85	H	Kent St.	75 66	182	H	Ball St.	77 65								
87	H	Toledo	73 63	62	A	Miami (OH)	66 59								
27	A	Central Mich.	65 76	183	A	Eastern Mich.	91 84								
97	H	Northern Ill.	93 64	32	H	Ohio	71 74								
135	H	Akron	91 72	212	H	St. Bonaventure	90 43								
284	A	Western Mich.	61 59	5	H	Stanford	55 62								

Non-Div I Games:

Buffalo

■ Loss,
■ Non-Conf, S Site,
■ Home
■ Away
N Neutral

Average RPI Win:	166	WON-LOST	WINNING	LAST 10	STRENGTH OF	OPP. STRENGTH	TEAM	ADJ.	CONF.	ADJ CONF.
Average RPI Loss:	64	RECORD	PCT. RANK	GAMES	SCHEDULE	OF SCHEDULE	RPI	RPI	RPI	RPI
DIV. I ONLY	18- 5	32	1- 0	122	78	44	44	6	6	
DIV. I NON-CONF.	10- 1	17	0- 0	260	170	53	53	5	5	
TOTALS	RPI 1-25	RPI 26-50	W-L RECORDS	RPI 51-100	RPI 101-150	RPI 150+				
18- 5	0- 1	1- 2	OVERALL	1- 0	6- 2	10- 0				
10- 2	0- 1	0- 1	HOME	0- 0	2- 0	8- 0				
6- 3	0- 0	1- 1	AWAY	1- 0	3- 2	1- 0				
2- 0	0- 0	0- 0	NEUTRAL	0- 0	1- 0	1- 0				
10- 1	0- 0	0- 1	NON-CONFERENCE	0- 0	2- 0	8- 0				
7- 0	0- 0	0- 0	HOME	0- 0	0- 0	7- 0				
1- 1	0- 0	0- 1	AWAY	0- 0	1- 0	0- 0				
2- 0	0- 0	0- 0	NEUTRAL	0- 0	1- 0	1- 0				
8- 4	0- 1	1- 1	CONFERENCE	1- 0	4- 2	2- 0				
3- 2	0- 1	0- 1	HOME	0- 0	2- 0	1- 0				
5- 2	0- 0	1- 0	AWAY	1- 0	2- 2	1- 0				
0- 0	0- 0	0- 0	NEUTRAL	0- 0	0- 0	0- 0				

RPI 1-25				RPI 26-50				Team's RPI: 44	RPI 51-100				RPI 101+			
RPI	S	Opponent	Score	RPI	S	Opponent	Score		RPI	S	Opponent	Score	RPI	S	Opponent	Score
8	H	Marquette	58 87	34	H	DePaul	78 86		91	A	Georgetown	59 50	107	N	Ohio St.	66 53
				40	A	Indiana	46 66						109	A	St. John's (NY)	73 68
				41	A	Villanova	63 55						109	H	St. John's (NY)	66 45
													115	A	Creighton	75 43
													117	A	Providence	68 74
													120	A	Seton Hall	62 83
													120	H	Seton Hall	62 59
													135	A	Akron	63 47
													172	A	Xavier	63 41
													172	H	Xavier	63 38
													173	H	Indiana St.	72 49
													182	H	Ball St.	64 47
													183	N	Eastern Mich.	73 63
													191	H	Illinois St.	58 56
													217	H	Western Ill.	92 51
													270	H	Eastern Ill.	72 37
													282	H	Murray St.	86 65
													322	H	UMass Lowell	89 36
LAST 12 Division I GAMES:																
172	H	Xavier	63 38	117	A	Providence	68 74									
120	A	Seton Hall	62 83	172	A	Xavier	63 41									
109	A	St. John's (NY)	73 68	109	H	St. John's (NY)	66 45									
8	H	Marquette	58 87	120	H	Seton Hall	62 59									
34	H	DePaul	78 86	91	A	Georgetown	59 50									
115	A	Creighton	75 43	41	A	Villanova	63 55									

Non-Div I Games:

Butler

CSU Bakersfield

Through Games Of Feb. 12, 2019

Average RPI Win:	265	WON-LOST	WINNING	LAST 10	STRENGTH OF	OPP. STRENGTH	TEAM	ADJ.	CONF.	ADJ CONF.
Average RPI Loss:	213	RECORD	PCT. RANK	GAMES	SCHEDULE	OF SCHEDULE	RPI	RPI	RPI	RPI
DIV. I ONLY	7- 14	256	0- 1	304	310	274	274	30	30	
DIV. I NON-CONF.	2- 9	297	0- 0	291	248	315	315	30	30	
TOTALS	RPI 1-25	RPI 26-50	W-L RECORDS	RPI 51-100	RPI 101-150	RPI 150+				
7- 14	0- 0	0- 1	OVERALL	1- 0	0- 0	6- 13				
2- 3	0- 0	0- 0	HOME	1- 0	0- 0	1- 3				
5- 11	0- 0	0- 1	AWAY	0- 0	0- 0	5- 10				
0- 0	0- 0	0- 0	NEUTRAL	0- 0	0- 0	0- 0				
2- 9	0- 0	0- 1	NON-CONFERENCE	1- 0	0- 0	1- 8				
1- 1	0- 0	0- 0	HOME	1- 0	0- 0	0- 1				
1- 8	0- 0	0- 1	AWAY	0- 0	0- 0	1- 7				
0- 0	0- 0	0- 0	NEUTRAL	0- 0	0- 0	0- 0				
5- 5	0- 0	0- 0	CONFERENCE	0- 0	0- 0	5- 5				
1- 2	0- 0	0- 0	HOME	0- 0	0- 0	1- 2				
4- 3	0- 0	0- 0	AWAY	0- 0	0- 0	4- 3				
0- 0	0- 0	0- 0	NEUTRAL	0- 0	0- 0	0- 0				

RPI S	Opponent	Score	RPI S	Opponent	Score	RPI S	Opponent	Score	RPI S	Opponent	Score	Team's RPI: 274
30	A Oregon St.	52 92	76	H Wright St.	76 74	165	H UC Riverside	67 79	166	A New Mexico St.	48 61	
						166	H New Mexico St.	59 61	168	A UC Irvine	78 85	
						171	A North Texas	59 71	206	A SMU	43 49	
						219	A UTRGV	56 64	219	H UTRGV	68 63	
						236	A UMKC	67 57	246	A Cal St. Fullerton	56 64	
						262	H California Baptist	45 68	265	A UTEP	47 53	
						281	A Utah Valley	70 78	293	A UC Santa Barbara	56 48	
						319	A Omaha	46 53	323	A San Jose St.	72 82	
						338	A Grand Canyon	59 46	342	A Seattle U	70 60	
						348	A Chicago St.	67 56	348	A Chicago St.	67 56	
LAST 12 Division I GAMES:												
219	A UTRGV	56 64	166	H New Mexico St.	59 61							
166	A New Mexico St.	48 61	219	H UTRGV	68 63							
338	A Grand Canyon	59 46	281	A Utah Valley	70 78							
262	H California Baptist	45 68	342	A Seattle U	70 60							
348	A Chicago St.	67 56	165	H UC Riverside	67 79							
236	A UMKC	67 57	30	A Oregon St.	52 92							

Non-Div I Games: Whittier 74 46 Westcliff 91 37

CSU Bakersfield

Loss, Non-Conf, S Site, H Home A Away N Neutral

Average RPI Win:	238	WON-LOST	WINNING	LAST 10	STRENGTH OF	OPP. STRENGTH	TEAM	ADJ.	CONF.	ADJ CONF.
Average RPI Loss:	91	RECORD	PCT. RANK	GAMES	SCHEDULE	OF SCHEDULE	RPI	RPI	RPI	RPI
DIV. I ONLY	11- 12	174	0- 1	144	129	158	158	21	21	
DIV. I NON-CONF.	6- 8	199	0- 1	127	47	156	156	20	20	
TOTALS	RPI 1-25	RPI 26-50	W-L RECORDS	RPI 51-100	RPI 101-150	RPI 150+				
11- 12	0- 2	0- 2	OVERALL	0- 6	1- 0	10- 2				
7- 3	0- 0	0- 0	HOME	0- 3	1- 0	6- 0				
4- 9	0- 2	0- 2	AWAY	0- 3	0- 0	4- 2				
0- 0	0- 0	0- 0	NEUTRAL	0- 0	0- 0	0- 0				
6- 8	0- 2	0- 2	NON-CONFERENCE	0- 4	1- 0	5- 0				
4- 2	0- 0	0- 0	HOME	0- 2	1- 0	3- 0				
2- 6	0- 2	0- 2	AWAY	0- 2	0- 0	2- 0				
0- 0	0- 0	0- 0	NEUTRAL	0- 0	0- 0	0- 0				
5- 4	0- 0	0- 0	CONFERENCE	0- 2	0- 0	5- 2				
3- 1	0- 0	0- 0	HOME	0- 1	0- 0	3- 0				
2- 3	0- 0	0- 0	AWAY	0- 1	0- 0	2- 2				
0- 0	0- 0	0- 0	NEUTRAL	0- 0	0- 0	0- 0				

RPI 1-25				RPI 26-50				RPI 51-100				RPI 101+ Team's RPI: 158			
RPI	S	Opponent	Score	RPI	S	Opponent	Score	RPI	S	Opponent	Score	RPI	S	Opponent	Score
5	A	Stanford	43 69	36	A	California	42 67	66	A	Boise St.	63 74	122	H	Washington St.	65 52
22	A	Drake	63 73	49	A	Southern California	42 58	84	H	Harvard	55 75	165	H	UC Riverside	69 56
								89	A	Idaho	73 88	168	A	UC Irvine	61 65
								92	A	UC Davis	54 70	184	A	Santa Clara	53 38
								92	H	UC Davis	49 60	204	H	San Diego St.	77 74
								100	H	Loyola Marymount	53 72	243	A	Hawaii	49 29
												246	H	Cal St. Fullerton	74 44
												259	A	Long Beach St.	51 37
												262	H	California Baptist	73 67
												293	A	UC Santa Barbara	60 61
												293	H	UC Santa Barbara	73 65
												319	A	Omaha	64 52
												323	H	San Jose St.	76 40
LAST 12 Division I GAMES:															
84	H	Harvard	55 75	165	H	UC Riverside	69 56								
293	A	UC Santa Barbara	60 61	243	A	Hawaii	49 29								
92	A	UC Davis	54 70	168	A	UC Irvine	61 65								
246	H	Cal St. Fullerton	74 44	293	H	UC Santa Barbara	73 65								
259	A	Long Beach St.	51 37	5	A	Stanford	43 69								
92	H	UC Davis	49 60	323	H	San Jose St.	76 40								

Non-Div I Games:

CSUN

■ Loss,
 ■ Non-Conf,
 ■ S Site,
 ■ H Home
 ■ A Away
 N Neutral

Average RPI Win:	273	WON-LOST	WINNING	LAST 10	STRENGTH OF	OPP. STRENGTH	TEAM	ADJ.	CONF.	ADJ CONF.
Average RPI Loss:	162	RECORD	PCT. RANK	GAMES	SCHEDULE	OF SCHEDULE	RPI	RPI	RPI	RPI
DIV. I ONLY	4- 15	318	0- 1	244	193	314	314	21	21	
DIV. I NON-CONF.	2- 8	293	0- 0	244	77	294	294	20	20	
TOTALS	RPI 1-25	RPI 26-50	W-L RECORDS	RPI 51-100	RPI 101-150	RPI 150+				
4- 15	0- 0	0- 3	OVERALL	0- 1	0- 2	4- 9				
3- 6	0- 0	0- 1	HOME	0- 1	0- 1	3- 3				
1- 8	0- 0	0- 2	AWAY	0- 0	0- 1	1- 5				
0- 1	0- 0	0- 0	NEUTRAL	0- 0	0- 0	0- 1				
2- 8	0- 0	0- 3	NON-CONFERENCE	0- 0	0- 2	2- 3				
1- 3	0- 0	0- 1	HOME	0- 0	0- 1	1- 1				
1- 4	0- 0	0- 2	AWAY	0- 0	0- 1	1- 1				
0- 1	0- 0	0- 0	NEUTRAL	0- 0	0- 0	0- 1				
2- 7	0- 0	0- 0	CONFERENCE	0- 1	0- 0	2- 6				
2- 3	0- 0	0- 0	HOME	0- 1	0- 0	2- 2				
0- 4	0- 0	0- 0	AWAY	0- 0	0- 0	0- 4				
0- 0	0- 0	0- 0	NEUTRAL	0- 0	0- 0	0- 0				

RPI S	Opponent	Score	RPI S	Opponent	Score	RPI S	Opponent	Score	RPI S	Opponent	Score	Team's RPI: 314
30	A Oregon St.	54 79	92	H UC Davis	61 85	113	A Fresno St.	58 76				
38	A UCLA	35 81				124	H Pepperdine	63 70				
46	H Saint Mary's (CA)	51 69				168	A UC Irvine	57 73				
						168	H UC Irvine	59 75				
						186	H Illinois	51 74				
						197	H Eastern Wash.	59 55				
						232	A Sacramento St.	85 88				
						241	N San Francisco	62 65				
						243	A Hawaii	52 70				
						243	H Hawaii	54 71				
						246	A Cal St. Fullerton	64 78				
						259	A Long Beach St.	58 61				
						259	H Long Beach St.	66 59				
						293	H UC Santa Barbara	75 67				
						342	A Seattle U	60 50				
LAST 12 Division I GAMES:												
92	H UC Davis	61 85	259	A Long Beach St.	58 61							
259	H Long Beach St.	66 59	293	H UC Santa Barbara	75 67							
243	A Hawaii	52 70	168	H UC Irvine	59 75							
168	A UC Irvine	57 73	38	A UCLA	35 81							
243	H Hawaii	54 71	342	A Seattle U	60 50							
246	A Cal St. Fullerton	64 78	46	H Saint Mary's (CA)	51 69							

Non-Div I Games: Academy of Art 87 65

Cal Poly

■ Loss,
 ■ Non-Conf,
 ■ S Site,
 ■ H Home
 ■ A Away
 N Neutral

Average RPI Win:	280	WON-LOST	WINNING	LAST 10	STRENGTH OF	OPP. STRENGTH	TEAM	ADJ.	CONF.	ADJ CONF.
Average RPI Loss:	155	RECORD	PCT. RANK	GAMES	SCHEDULE	OF SCHEDULE	RPI	RPI	RPI	RPI
DIV. I ONLY	10- 11	182	0- 1	302	256	246	246	21	21	
DIV. I NON-CONF.	7- 5	132	0- 0	323	272	231	231	20	20	
TOTALS	RPI 1-25	RPI 26-50	W-L RECORDS	RPI 51-100	RPI 101-150	RPI 150+				
10- 11	0- 0	0- 0	OVERALL	0- 3	0- 1	10- 7				
5- 5	0- 0	0- 0	HOME	0- 2	0- 0	5- 3				
5- 6	0- 0	0- 0	AWAY	0- 1	0- 1	5- 4				
0- 0	0- 0	0- 0	NEUTRAL	0- 0	0- 0	0- 0				
7- 5	0- 0	0- 0	NON-CONFERENCE	0- 1	0- 1	7- 3				
3- 3	0- 0	0- 0	HOME	0- 1	0- 0	3- 2				
4- 2	0- 0	0- 0	AWAY	0- 0	0- 1	4- 1				
0- 0	0- 0	0- 0	NEUTRAL	0- 0	0- 0	0- 0				
3- 6	0- 0	0- 0	CONFERENCE	0- 2	0- 0	3- 4				
2- 2	0- 0	0- 0	HOME	0- 1	0- 0	2- 1				
1- 4	0- 0	0- 0	AWAY	0- 1	0- 0	1- 3				
0- 0	0- 0	0- 0	NEUTRAL	0- 0	0- 0	0- 0				

RPI S	Opponent	Score	RPI S	Opponent	Score	RPI S	Opponent	Score	RPI S	Opponent	Score	Team's RPI: 246
						81	H Pacific	64 72	146	A Washington	74 83	
						92	A UC Davis	51 75	158	A CSUN	44 74	
						92	H UC Davis	39 75	161	A Portland	74 83	
									165	A UC Riverside	59 62	
									168	A UC Irvine	61 65	
									184	H Santa Clara	60 64	
									200	H Dartmouth	67 62	
									204	H San Diego St.	72 83	
									243	H Hawaii	72 68	
									259	H Long Beach St.	53 59	
									261	A Columbia	61 58	
									262	A California Baptist	79 65	
									274	H CSU Bakersfield	64 56	
									281	H Utah Valley	56 55	
									293	A UC Santa Barbara	59 52	
									314	H Cal Poly	78 64	
									328	A Saint Peter's	69 45	
									342	A Seattle U	57 54	
LAST 12 Division I GAMES:												
168	A	UC Irvine	61	65	314	H	Cal Poly	78	64			
165	A	UC Riverside	59	62	92	A	UC Davis	51	75			
259	H	Long Beach St.	53	59	243	H	Hawaii	72	68			
158	A	CSUN	44	74	281	H	Utah Valley	56	55			
92	H	UC Davis	39	75	81	H	Pacific	64	72			
293	A	UC Santa Barbara	59	52	328	A	Saint Peter's	69	45			

Non-Div I Games: Antelope Valley 77 65

Cal St. Fullerton

Loss, Non-Conf, S Site, H Home A Away N Neutral

California

Through Games Of Feb. 12, 2019

Average RPI Win:	122	WON-LOST	WINNING	LAST 10	STRENGTH OF	OPP. STRENGTH	TEAM	ADJ.	CONF.	ADJ CONF.
Average RPI Loss:	35	RECORD	PCT. RANK	GAMES	SCHEDULE	OF SCHEDULE	RPI	RPI	RPI	RPI
DIV. I ONLY	14- 9	114	0- 1	16	9	36	36	2	2	
DIV. I NON-CONF.	9- 2	43	0- 0	52	36	26	26	2	2	
TOTALS	RPI 1-25	RPI 26-50	W-L RECORDS	RPI 51-100	RPI 101-150	RPI 150+				
14- 9	1- 4	3- 2	OVERALL	1- 3	6- 0	3- 0				
7- 5	1- 2	1- 2	HOME	0- 1	3- 0	2- 0				
5- 4	0- 2	2- 0	AWAY	0- 2	2- 0	1- 0				
2- 0	0- 0	0- 0	NEUTRAL	1- 0	1- 0	0- 0				
9- 2	0- 1	2- 0	NON-CONFERENCE	1- 1	3- 0	3- 0				
3- 2	0- 1	0- 0	HOME	0- 1	1- 0	2- 0				
4- 0	0- 0	2- 0	AWAY	0- 0	1- 0	1- 0				
2- 0	0- 0	0- 0	NEUTRAL	1- 0	1- 0	0- 0				
5- 7	1- 3	1- 2	CONFERENCE	0- 2	3- 0	0- 0				
4- 3	1- 1	1- 2	HOME	0- 0	2- 0	0- 0				
1- 4	0- 2	0- 0	AWAY	0- 2	1- 0	0- 0				
0- 0	0- 0	0- 0	NEUTRAL	0- 0	0- 0	0- 0				

RPI 1-25				RPI 26-50				Team's RPI: 36		RPI 51-100				RPI 101+			
RPI	S	Opponent	Score	RPI	S	Opponent	Score		RPI	S	Opponent	Score	RPI	S	Opponent	Score	
4	H	Oregon	82 105	30	H	Oregon St.	74 82		51	A	Utah	74 87	101	H	Houston	80 79	
5	A	Stanford	50 75	37	A	BYU	70 52		80	A	Arizona	55 60	122	H	Washington St.	77 63	
5	H	Stanford	81 80	38	H	UCLA	79 84		81	N	Pacific	81 69	133	A	Penn St.	75 58	
6	H	UConn	66 76	46	A	Saint Mary's (CA)	81 78		84	H	Harvard	79 85	134	A	Colorado	80 60	
18	A	Arizona St.	61 62	49	H	Southern California	66 59						144	N	Tulane	65 57	

Average RPI Win:	283	WON-LOST	WINNING	LAST 10	STRENGTH OF	OPP. STRENGTH	TEAM	ADJ.	CONF.	ADJ CONF.
Average RPI Loss:	194	RECORD	PCT. RANK	GAMES	SCHEDULE	OF SCHEDULE	RPI	RPI	RPI	RPI
DIV. I ONLY	9- 10	186	1- 0	336	308	262	262	30	30	
DIV. I NON-CONF.	3- 6	241	0- 0	251	227	256	256	30	30	
TOTALS	RPI 1-25	RPI 26-50	W-L RECORDS	RPI 51-100	RPI 101-150	RPI 150+				
9- 10	0- 0	0- 1	OVERALL	0- 0	0- 1	9- 8				
4- 3	0- 0	0- 0	HOME	0- 0	0- 1	4- 2				
5- 6	0- 0	0- 0	AWAY	0- 0	0- 0	5- 6				
0- 1	0- 0	0- 1	NEUTRAL	0- 0	0- 0	0- 0				
3- 6	0- 0	0- 1	NON-CONFERENCE	0- 0	0- 1	3- 4				
1- 2	0- 0	0- 0	HOME	0- 0	0- 1	1- 1				
2- 3	0- 0	0- 0	AWAY	0- 0	0- 0	2- 3				
0- 1	0- 0	0- 1	NEUTRAL	0- 0	0- 0	0- 0				
6- 4	0- 0	0- 0	CONFERENCE	0- 0	0- 0	6- 4				
3- 1	0- 0	0- 0	HOME	0- 0	0- 0	3- 1				
3- 3	0- 0	0- 0	AWAY	0- 0	0- 0	3- 3				
0- 0	0- 0	0- 0	NEUTRAL	0- 0	0- 0	0- 0				

RPI 1-25				RPI 26-50				RPI 51-100				RPI 101+ Team's RPI: 262			
RPI	S	Opponent	Score	RPI	S	Opponent	Score	RPI	S	Opponent	Score	RPI	S	Opponent	Score
				37	N	BYU	69 76					102	H	Idaho St.	57 72
												158	A	CSUN	67 73
												165	H	UC Riverside	65 57
												166	A	New Mexico St.	69 76
												204	A	San Diego St.	67 83
												219	A	UTRGV	56 60
												234	A	Northern Ariz.	88 91
												236	A	UMKC	95 92
												236	H	UMKC	74 78
												246	H	Cal St. Fullerton	65 79
												259	A	Long Beach St.	85 83
												274	A	CSU Bakersfield	68 45
												281	H	Utah Valley	83 54
												293	A	UC Santa Barbara	76 64
												338	A	Grand Canyon	71 75
												342	H	Seattle U	100 83
												348	A	Chicago St.	93 67
												348	H	Chicago St.	89 52
LAST 12 Division I GAMES:															
				236	A	UMKC	95 92					348	H	Chicago St.	89 52
				348	A	Chicago St.	93 67					236	H	UMKC	74 78
				342	H	Seattle U	100 83					219	A	UTRGV	56 60
				281	H	Utah Valley	83 54					166	A	New Mexico St.	69 76
				338	A	Grand Canyon	71 75					293	A	UC Santa Barbara	76 64
				274	A	CSU Bakersfield	68 45					165	H	UC Riverside	65 57

Non-Div I Games: La Sierra 91 44 Notre Dame de Namur 80 47 Fresno Pacific 93 71 Westcliff 133 43
California Baptist

Campbell

Through Games Of Feb. 12, 2019

Average RPI Win:	297	WON-LOST	WINNING	LAST 10	STRENGTH OF	OPP. STRENGTH	TEAM	ADJ.	CONF.	ADJ CONF.
Average RPI Loss:	169	RECORD	PCT. RANK	GAMES	SCHEDULE	OF SCHEDULE	RPI	RPI	RPI	RPI
DIV. I ONLY	12- 9	132	1- 0	322	319	235	235	28	28	
DIV. I NON-CONF.	6- 3	91	1- 0	330	320	217	217	29	29	
TOTALS	RPI 1-25	RPI 26-50	W-L RECORDS	RPI 51-100	RPI 101-150	RPI 150+				
12- 9	0- 0	0- 0	OVERALL	0- 2	0- 2	12- 5				
6- 5	0- 0	0- 0	HOME	0- 2	0- 0	6- 3				
5- 4	0- 0	0- 0	AWAY	0- 0	0- 2	5- 2				
1- 0	0- 0	0- 0	NEUTRAL	0- 0	0- 0	1- 0				
6- 3	0- 0	0- 0	NON-CONFERENCE	0- 1	0- 1	6- 1				
2- 2	0- 0	0- 0	HOME	0- 1	0- 0	2- 1				
3- 1	0- 0	0- 0	AWAY	0- 0	0- 1	3- 0				
1- 0	0- 0	0- 0	NEUTRAL	0- 0	0- 0	1- 0				
6- 6	0- 0	0- 0	CONFERENCE	0- 1	0- 1	6- 4				
4- 3	0- 0	0- 0	HOME	0- 1	0- 0	4- 2				
2- 3	0- 0	0- 0	AWAY	0- 0	0- 1	2- 2				
0- 0	0- 0	0- 0	NEUTRAL	0- 0	0- 0	0- 0				

RPI S	Opponent	Score	RPI S	Opponent	Score	RPI S	Opponent	Score	RPI S	Opponent	Score	Team's RPI: 235
						71	H Old Dominion	59 83	105	A Boston College	56 76	
						93	H Radford	52 56	128	A High Point	60 65	
									179	A Hampton	50 61	
									179	H Hampton	52 46	
									198	A UNC Asheville	52 60	
									198	H UNC Asheville	49 48	
									230	H Howard	64 69	
									245	H Gardner-Webb	38 52	
									266	A Norfolk St.	57 49	
									272	H Winthrop	46 59	
									291	H Col. of Charleston	66 65	
									314	H UNC Greensboro	53 49	
									316	A Charleston So.	60 58	
									319	N Omaha	65 52	
									325	A FIU	59 54	
									335	H Presbyterian	51 46	
									337	A Western Caro.	63 37	
									340	A Longwood	66 60	
									343	H USC Upstate	61 41	
LAST 12 Division I GAMES:												
325	A	FIU	59	54	128	A	High Point	60	65			
179	A	Hampton	50	61	179	H	Hampton	52	46			
198	H	UNC Asheville	49	48	272	H	Winthrop	46	59			
343	H	USC Upstate	61	41	198	A	UNC Asheville	52	60			
340	A	Longwood	66	60	316	A	Charleston So.	60	58			
93	H	Radford	52	56	245	H	Gardner-Webb	38	52			

Non-Div I Games: William Peace 65 36 Columbia (SC) 93 46

Campbell

Loss, Non-Conf, S Site, H Home A Away N Neutral

Average RPI Win:	292	WON-LOST	WINNING	LAST 10	STRENGTH OF	OPP. STRENGTH	TEAM	ADJ.	CONF.	ADJ CONF.
Average RPI Loss:	168	RECORD	PCT. RANK	GAMES	SCHEDULE	OF SCHEDULE	RPI	RPI	RPI	RPI
DIV. I ONLY	9- 14	238	0- 1	291	263	279	279	26	26	
DIV. I NON-CONF.	2- 9	297	0- 0	217	246	311	311	28	28	
TOTALS	RPI 1-25	RPI 26-50	W-L RECORDS	RPI 51-100	RPI 101-150	RPI 150+				
9- 14	0- 1	0- 0	OVERALL	0- 3	0- 3	9- 7				
5- 7	0- 1	0- 0	HOME	0- 2	0- 2	5- 2				
4- 7	0- 0	0- 0	AWAY	0- 1	0- 1	4- 5				
0- 0	0- 0	0- 0	NEUTRAL	0- 0	0- 0	0- 0				
2- 9	0- 1	0- 0	NON-CONFERENCE	0- 1	0- 2	2- 5				
1- 5	0- 1	0- 0	HOME	0- 1	0- 1	1- 2				
1- 4	0- 0	0- 0	AWAY	0- 0	0- 1	1- 3				
0- 0	0- 0	0- 0	NEUTRAL	0- 0	0- 0	0- 0				
7- 5	0- 0	0- 0	CONFERENCE	0- 2	0- 1	7- 2				
4- 2	0- 0	0- 0	HOME	0- 1	0- 1	4- 0				
3- 3	0- 0	0- 0	AWAY	0- 1	0- 0	3- 2				
0- 0	0- 0	0- 0	NEUTRAL	0- 0	0- 0	0- 0				

RPI 1-25				RPI 26-50				RPI 51-100				RPI 101+ Team's RPI: 279			
RPI	S	Opponent	Score	RPI	S	Opponent	Score	RPI	S	Opponent	Score	RPI	S	Opponent	Score
25	H	Buffalo	66 84					62	H	Miami (OH)	59 62	126	H	Youngstown St.	36 62
								65	A	Quinnipiac	51 68	135	A	Akron	53 62
								65	H	Quinnipiac	42 55	145	H	Marist	66 71
												180	A	Rider	62 49
												212	A	St. Bonaventure	94 100
												213	A	Monmouth	61 67
												219	H	UTRGV	53 57
												231	H	Bowling Green	53 74
												240	A	Albany (NY)	48 42
												247	A	Colgate	53 67
												277	H	Vermont	67 46
												301	A	Oakland	60 71
												303	A	Fairfield	65 72
												303	H	Fairfield	53 50
												306	H	Manhattan	47 44
												328	A	Saint Peter's	75 62
												328	H	Saint Peter's	78 59
												331	A	Iona	48 40
												331	H	Iona	67 47
LAST 12 Division I GAMES:															
65	A	Quinnipiac	51 68	65	H	Quinnipiac	42 55								
303	A	Fairfield	65 72	303	H	Fairfield	53 50								
328	H	Saint Peter's	78 59	328	A	Saint Peter's	75 62								
331	H	Iona	67 47	331	A	Iona	48 40								
180	A	Rider	62 49	145	H	Marist	66 71								
213	A	Monmouth	61 67	306	H	Manhattan	47 44								

Non-Div I Games:

Canisius

■ Loss,
 ■ Non-Conf,
 ■ S Site,
 ■ H Home
 ■ A Away
 N Neutral

Central Ark.

Through Games Of Feb. 12, 2019

Average RPI Win:	319	WON-LOST	WINNING	LAST 10	STRENGTH OF	OPP. STRENGTH	TEAM	ADJ.	CONF.	ADJ CONF.
Average RPI Loss:	152	RECORD	PCT. RANK	GAMES	SCHEDULE	OF SCHEDULE	RPI	RPI	RPI	RPI
DIV. I ONLY	5- 12	282	1- 0	250	283	288	288	25	25	
DIV. I NON-CONF.	1- 5	311	0- 0	239	162	282	282	23	23	
TOTALS	RPI 1-25	RPI 26-50	W-L RECORDS	RPI 51-100	RPI 101-150	RPI 150+				
5- 12	0- 1	0- 0	OVERALL	0- 3	0- 1	5- 7				
3- 4	0- 0	0- 0	HOME	0- 1	0- 1	3- 2				
2- 8	0- 1	0- 0	AWAY	0- 2	0- 0	2- 5				
0- 0	0- 0	0- 0	NEUTRAL	0- 0	0- 0	0- 0				
1- 5	0- 1	0- 0	NON-CONFERENCE	0- 1	0- 1	1- 2				
0- 1	0- 0	0- 0	HOME	0- 0	0- 1	0- 0				
1- 4	0- 1	0- 0	AWAY	0- 1	0- 0	1- 2				
0- 0	0- 0	0- 0	NEUTRAL	0- 0	0- 0	0- 0				
4- 7	0- 0	0- 0	CONFERENCE	0- 2	0- 0	4- 5				
3- 3	0- 0	0- 0	HOME	0- 1	0- 0	3- 2				
1- 4	0- 0	0- 0	AWAY	0- 1	0- 0	1- 3				
0- 0	0- 0	0- 0	NEUTRAL	0- 0	0- 0	0- 0				

RPI 1-25				RPI 26-50				RPI 51-100				RPI 101+ Team's RPI: 288			
RPI	S	Opponent	Score	RPI	S	Opponent	Score	RPI	S	Opponent	Score	RPI	S	Opponent	Score
21	A	Texas A&M	27 84					52	H	SFA	53 59	110	H	South Alabama	50 58
								54	A	Kansas St.	54 70	162	A	Oklahoma	52 65
								59	A	Lamar University	37 57	167	A	Abilene Christian	70 77
												178	H	Nicholls St.	60 64
												189	A	Sam Houston St.	62 66
												267	H	A&M-Corpus Christi	65 73
												276	A	Southeastern La.	53 62
												276	H	Southeastern La.	75 33
												286	A	Jackson St.	56 65
												318	A	New Orleans	62 60
												321	H	Incarinate Word	74 43
												332	H	Northwestern St.	74 52
												350	A	Alcorn	57 46
LAST 12 Division I GAMES:															
276	H	Southeastern La.	75 33	321	H	Incarinate Word	74 43								
332	H	Northwestern St.	74 52	59	A	Lamar University	37 57								
52	H	SFA	53 59	189	A	Sam Houston St.	62 66								
167	A	Abilene Christian	70 77	276	A	Southeastern La.	53 62								
318	A	New Orleans	62 60	267	H	A&M-Corpus Christi	65 73								
178	H	Nicholls St.	60 64	54	A	Kansas St.	54 70								

Non-Div I Games: Central Baptist 55 34 Crowley's Ridge 91 33 Williams Baptist 70 35 Hendrix 72 40
Central Ark.

Loss, Non-Conf, S Site, H Home A Away N Neutral

Average RPI Win:	287	WON-LOST	WINNING	LAST 10	STRENGTH OF	OPP. STRENGTH	TEAM	ADJ.	CONF.	ADJ CONF.
Average RPI Loss:	193	RECORD	PCT. RANK	GAMES	SCHEDULE	OF SCHEDULE	RPI	RPI	RPI	RPI
DIV. I ONLY	6- 15	284	0- 1	269	309	298	298	31	31	
DIV. I NON-CONF.	3- 7	256	0- 0	131	189	212	212	31	31	
TOTALS	RPI 1-25	RPI 26-50	W-L RECORDS	RPI 51-100	RPI 101-150	RPI 150+				
6- 15	0- 2	0- 0	OVERALL	0- 1	0- 1	6- 11				
4- 5	0- 1	0- 0	HOME	0- 0	0- 1	4- 3				
2- 10	0- 1	0- 0	AWAY	0- 1	0- 0	2- 8				
0- 0	0- 0	0- 0	NEUTRAL	0- 0	0- 0	0- 0				
3- 7	0- 2	0- 0	NON-CONFERENCE	0- 1	0- 1	3- 3				
1- 3	0- 1	0- 0	HOME	0- 0	0- 1	1- 1				
2- 4	0- 1	0- 0	AWAY	0- 1	0- 0	2- 2				
0- 0	0- 0	0- 0	NEUTRAL	0- 0	0- 0	0- 0				
3- 8	0- 0	0- 0	CONFERENCE	0- 0	0- 0	3- 8				
3- 2	0- 0	0- 0	HOME	0- 0	0- 0	3- 2				
0- 6	0- 0	0- 0	AWAY	0- 0	0- 0	0- 6				
0- 0	0- 0	0- 0	NEUTRAL	0- 0	0- 0	0- 0				

RPI 1-25				RPI 26-50				RPI 51-100				RPI 101+ Team's RPI: 298			
RPI	S	Opponent	Score	RPI	S	Opponent	Score	RPI	S	Opponent	Score	RPI	S	Opponent	Score
19	A	Rutgers	44 73					73	A	Yale	46 58	106	H	Hartford	52 54
25	H	Buffalo	69 82									151	H	Lehigh	62 88
												196	A	Massachusetts	59 74
												214	A	Saint Francis (PA)	68 83
												214	H	Saint Francis (PA)	73 62
												218	A	Robert Morris	40 60
												218	H	Robert Morris	57 64
												225	A	Sacred Heart	61 66
												227	A	Brown	63 68
												240	A	Albany (NY)	60 53
												263	A	Mt. St. Mary's	53 84
												295	A	Morgan St.	60 36
												307	A	Bryant	60 72
												307	H	Bryant	66 65
												309	H	Wagner	63 75
												313	H	New Hampshire	56 47
												344	A	Fairleigh Dickinson	67 74
												351	H	LIU Brooklyn	63 57
LAST 12 Division I GAMES:															
218	A	Robert Morris	40 60	214	H	Saint Francis (PA)	73 62								
214	A	Saint Francis (PA)	68 83	263	A	Mt. St. Mary's	53 84								
307	H	Bryant	66 65	344	A	Fairleigh Dickinson	67 74								
351	H	LIU Brooklyn	63 57	309	H	Wagner	63 75								
307	A	Bryant	60 72	225	A	Sacred Heart	61 66								
218	H	Robert Morris	57 64	106	H	Hartford	52 54								

Non-Div I Games:

Central Conn. St.

■ Loss,
 ■ Non-Conf,
 ■ S Site,
 ■ H Home
 ■ A Away
 N Neutral

Central Mich.

Through Games Of Feb. 12, 2019

Average RPI Win:	126	WON-LOST	WINNING	LAST 10	STRENGTH OF	OPP. STRENGTH	TEAM	ADJ.	CONF.	ADJ CONF.
Average RPI Loss:	60	RECORD	PCT. RANK	GAMES	SCHEDULE	OF SCHEDULE	RPI	RPI	RPI	RPI
DIV. I ONLY	16- 6	59	1- 0	23	55	27	27	7	7	
DIV. I NON-CONF.	9- 3	61	0- 0	86	7	39	39	8	8	
TOTALS	RPI 1-25	RPI 26-50	W-L RECORDS	RPI 51-100	RPI 101-150	RPI 150+				
16- 6	3- 1	1- 2	OVERALL	4- 2	3- 1	5- 0				
7- 4	2- 1	0- 2	HOME	0- 1	2- 0	3- 0				
8- 1	1- 0	1- 0	AWAY	4- 1	0- 0	2- 0				
1- 1	0- 0	0- 0	NEUTRAL	0- 0	1- 1	0- 0				
9- 3	2- 1	0- 1	NON-CONFERENCE	2- 0	2- 1	3- 0				
3- 2	1- 1	0- 1	HOME	0- 0	1- 0	1- 0				
5- 0	1- 0	0- 0	AWAY	2- 0	0- 0	2- 0				
1- 1	0- 0	0- 0	NEUTRAL	0- 0	1- 1	0- 0				
7- 3	1- 0	1- 1	CONFERENCE	2- 2	1- 0	2- 0				
4- 2	1- 0	0- 1	HOME	0- 1	1- 0	2- 0				
3- 1	0- 0	1- 0	AWAY	2- 1	0- 0	0- 0				
0- 0	0- 0	0- 0	NEUTRAL	0- 0	0- 0	0- 0				

RPI 1-25				RPI 26-50				Team's RPI: 27				RPI 51-100				RPI 101+			
RPI	S	Opponent	Score	RPI	S	Opponent	Score	RPI	S	Opponent	Score	RPI	S	Opponent	Score	RPI	S	Opponent	Score
3	H	Louisville	68 72	29	H	South Dakota St.	71 80	62	H	Miami (OH)	67 70	129	H	Western Ky.	108 90				
14	H	UCF	75 68	32	A	Ohio	88 70	65	A	Quinnipiac	67 52	135	H	Akron	94 71				
23	A	Miami (FL)	90 80	32	H	Ohio	75 78	85	A	Kent St.	82 75	141	N	Chattanooga	73 50				
25	H	Buffalo	76 65					87	A	Toledo	59 62	144	N	Tulane	57 68				
								96	A	Virginia	74 61	176	A	Vanderbilt	66 57				
								97	A	Northern Ill.	89 66	182	H	Ball St.	81 63				
												183	H	Eastern Mich.	71 61				
												301	H	Oakland	104 61				
												331	A	Iona	82 39				
LAST 12 Division I GAMES:																			
182	H	Ball St.	81 63	62	H	Miami (OH)	67 70												
32	H	Ohio	75 78	97	A	Northern Ill.	89 66												
25	H	Buffalo	76 65	32	A	Ohio	88 70												
183	H	Eastern Mich.	71 61	135	H	Akron	94 71												
87	A	Toledo	59 62	23	A	Miami (FL)	90 80												
85	A	Kent St.	82 75	144	N	Tulane	57 68												

Non-Div I Games:

Central Mich.

■ Loss,
 ■ Non-Conf, S Site,
 ■ Home
 ■ Away
 N Neutral

Average RPI Win:	312	WON-LOST	WINNING	LAST 10	STRENGTH OF	OPP. STRENGTH	TEAM	ADJ.	CONF.	ADJ CONF.
Average RPI Loss:	199	RECORD	PCT. RANK	GAMES	SCHEDULE	OF SCHEDULE	RPI	RPI	RPI	RPI
DIV. I ONLY	5- 15	300	0- 1	290	333	316	316	28	28	
DIV. I NON-CONF.	0- 8	336	0- 0	278	328	348	348	29	29	
TOTALS	RPI 1-25	RPI 26-50	W-L RECORDS	RPI 51-100	RPI 101-150	RPI 150+				
5- 15	0- 0	0- 0	OVERALL	0- 1	0- 5	5- 9				
2- 7	0- 0	0- 0	HOME	0- 1	0- 3	2- 3				
3- 8	0- 0	0- 0	AWAY	0- 0	0- 2	3- 6				
0- 0	0- 0	0- 0	NEUTRAL	0- 0	0- 0	0- 0				
0- 8	0- 0	0- 0	NON-CONFERENCE	0- 0	0- 3	0- 5				
0- 3	0- 0	0- 0	HOME	0- 0	0- 2	0- 1				
0- 5	0- 0	0- 0	AWAY	0- 0	0- 1	0- 4				
0- 0	0- 0	0- 0	NEUTRAL	0- 0	0- 0	0- 0				
5- 7	0- 0	0- 0	CONFERENCE	0- 1	0- 2	5- 4				
2- 4	0- 0	0- 0	HOME	0- 1	0- 1	2- 2				
3- 3	0- 0	0- 0	AWAY	0- 0	0- 1	3- 2				
0- 0	0- 0	0- 0	NEUTRAL	0- 0	0- 0	0- 0				

RPI 1-25			RPI 26-50			RPI 51-100				RPI 101+		Team's RPI: 316		
RPI	S	Opponent	Score	RPI	S	Opponent	Score	RPI	S	Opponent	Score			
								93	H	Radford	41	67		
										104	A	Georgia	75	83
										128	A	High Point	64	71
										128	H	High Point	62	69
										132	H	Tennessee Tech	55	77
										147	H	Davidson	34	72
										179	H	Hampton	66	74
										198	H	UNC Asheville	70	59
										209	A	Florida	60	70
										235	H	Campbell	58	60
										244	H	Jacksonville	58	68
										245	A	Gardner-Webb	65	75
										272	A	Winthrop	52	57
										273	A	North Florida	76	82
										291	A	Col. of Charleston	52	79
										305	A	South Carolina St.	58	67
										335	A	Presbyterian	63	55
										340	A	Longwood	81	74
										343	A	USC Upstate	78	75
										343	H	USC Upstate	74	62
LAST 12 Division I GAMES:														
				128	H	High Point	62	69		343	A	USC Upstate	78	75
				343	H	USC Upstate	74	62		93	H	Radford	41	67
				198	H	UNC Asheville	70	59		340	A	Longwood	81	74
				335	A	Presbyterian	63	55		235	H	Campbell	58	60
				245	A	Gardner-Webb	65	75		272	A	Winthrop	52	57
				128	A	High Point	64	71		179	H	Hampton	66	74

Non-Div I Games: Converse 101 50 Columbia (SC) 89 57 Erskine 74 50

Charleston So.

Loss, Non-Conf, S Site, H Home A Away N Neutral

Average RPI Win: 218	WON-LOST	WINNING	LAST 10	STRENGTH OF	OPP. STRENGTH	TEAM	ADJ.	CONF.	ADJ CONF.
Average RPI Loss: 133	RECORD	PCT. RANK	GAMES	SCHEDULE	OF SCHEDULE	RPI	RPI	RPI	RPI
DIV. I ONLY	13- 11	150	1- 0	125	216	153	153	14	14
DIV. I NON-CONF.	8- 4	91	1- 0	80	284	76	76	18	18
TOTALS	RPI 1-25	RPI 26-50	W-L RECORDS	RPI 51-100	RPI 101-150	RPI 150+			
13- 11	0- 0	0- 1	OVERALL	1- 2	2- 3	10- 5			
11- 2	0- 0	0- 0	HOME	1- 1	2- 1	8- 0			
1- 9	0- 0	0- 1	AWAY	0- 1	0- 2	1- 5			
1- 0	0- 0	0- 0	NEUTRAL	0- 0	0- 0	1- 0			
8- 4	0- 0	0- 0	NON-CONFERENCE	1- 1	1- 2	6- 1			
6- 1	0- 0	0- 0	HOME	1- 0	1- 1	4- 0			
1- 3	0- 0	0- 0	AWAY	0- 1	0- 1	1- 1			
1- 0	0- 0	0- 0	NEUTRAL	0- 0	0- 0	1- 0			
5- 7	0- 0	0- 1	CONFERENCE	0- 1	1- 1	4- 4			
5- 1	0- 0	0- 0	HOME	0- 1	1- 0	4- 0			
0- 6	0- 0	0- 1	AWAY	0- 0	0- 1	0- 4			
0- 0	0- 0	0- 0	NEUTRAL	0- 0	0- 0	0- 0			

RPI S	Opponent	Score	RPI S	Opponent	Score	RPI S	Opponent	Score	RPI S	Opponent	Score	Team's RPI: 153
			31 Rice		51 61	55 Middle Tenn.		55 62	119 Wake Forest		43 69	
						76 Wright St.		88 85	125 UAB		60 56	
						96 Virginia		61 65	129 Western Ky.		58 76	
									130 Fordham		64 71	
									147 Davidson		78 66	
									151 Lehigh		62 60	
									154 Louisiana Tech		51 88	
									157 Mercer		40 57	
									171 North Texas		63 68	
									192 Southern Miss.		54 65	
									198 UNC Asheville		70 53	
									203 East Carolina		52 46	
									226 Marshall		62 63	
									237 N Liberty		63 61	
									239 Bethune-Cookman		73 69	
									265 UTEP		62 39	
									283 Wofford		85 63	
									294 Fla. Atlantic		68 47	
									297 UTSA		66 54	
									325 FIU		69 54	
LAST 12 Division I GAMES:												
			151 Lehigh		62 60	297 UTSA		66 54				
			125 UAB		60 56	154 Louisiana Tech		51 88				
			55 Middle Tenn.		55 62	192 Southern Miss.		54 65				
			171 North Texas		63 68	294 Fla. Atlantic		68 47				
			31 Rice		51 61	325 FIU		69 54				
			265 UTEP		62 39	226 Marshall		62 63				

Non-Div I Games:

Charlotte

Chattanooga

Through Games Of Feb. 12, 2019

Average RPI Win:	235	WON-LOST	WINNING	LAST 10	STRENGTH OF	OPP. STRENGTH	TEAM	ADJ.	CONF.	ADJ CONF.
Average RPI Loss:	76	RECORD	PCT. RANK	GAMES	SCHEDULE	OF SCHEDULE	RPI	RPI	RPI	RPI
DIV. I ONLY	10- 12	196	1- 0	50	137	141	141	27	27	
DIV. I NON-CONF.	4- 10	264	1- 0	3	59	88	88	24	24	
TOTALS	RPI 1-25	RPI 26-50	W-L RECORDS	RPI 51-100	RPI 101-150	RPI 150+				
10- 12	0- 3	0- 2	OVERALL	1- 4	0- 1	9- 2				
6- 5	0- 2	0- 1	HOME	0- 1	0- 1	6- 0				
2- 5	0- 1	0- 0	AWAY	0- 2	0- 0	2- 2				
2- 2	0- 0	0- 1	NEUTRAL	1- 1	0- 0	1- 0				
4- 10	0- 3	0- 2	NON-CONFERENCE	1- 4	0- 1	3- 0				
1- 5	0- 2	0- 1	HOME	0- 1	0- 1	1- 0				
1- 3	0- 1	0- 0	AWAY	0- 2	0- 0	1- 0				
2- 2	0- 0	0- 1	NEUTRAL	1- 1	0- 0	1- 0				
6- 2	0- 0	0- 0	CONFERENCE	0- 0	0- 0	6- 2				
5- 0	0- 0	0- 0	HOME	0- 0	0- 0	5- 0				
1- 2	0- 0	0- 0	AWAY	0- 0	0- 0	1- 2				
0- 0	0- 0	0- 0	NEUTRAL	0- 0	0- 0	0- 0				

RPI 1-25				RPI 26-50				RPI 51-100				RPI 101+ Team's RPI: 141			
RPI	S	Opponent	Score	RPI	S	Opponent	Score	RPI	S	Opponent	Score	RPI	S	Opponent	Score
3	H	Louisville	49 75	27	N	Central Mich.	50 73	55	N	Middle Tenn.	47 58	136	H	UT Martin	79 81
12	H	NC State	58 78	29	H	South Dakota St.	54 71	64	H	Belmont	51 67	157	A	Mercer	58 65
14	A	UCF	37 75					68	A	Virginia Tech	59 74	179	A	Hampton	58 50
								75	N	Maine	66 61	195	N	Saint Louis	71 61
								99	A	Northern Colo.	65 68	223	H	Furman	73 53
												237	H	Liberty	75 60
												242	A	ETSU	54 64
												242	H	ETSU	76 67
												268	A	Samford	73 63
												283	H	Wofford	89 82
												314	H	UNC Greensboro	64 54
												337	H	Western Caro.	72 58
LAST 12 Division I GAMES:															
75	N	Maine	66 61	223	H	Furman	73 53								
242	A	ETSU	54 64	283	H	Wofford	89 82								
314	H	UNC Greensboro	64 54	242	H	ETSU	76 67								
337	H	Western Caro.	72 58	55	N	Middle Tenn.	47 58								
268	A	Samford	73 63	12	H	NC State	58 78								
157	A	Mercer	58 65	64	H	Belmont	51 67								

Non-Div I Games: Lee

61 55

Chattanooga

■ Loss,
 ■ Non-Conf, S Site,
 ■ Home
 ■ Away
 N Neutral

Average RPI Win:	338	WON-LOST	WINNING	LAST 10	STRENGTH OF	OPP. STRENGTH	TEAM	ADJ.	CONF.	ADJ CONF.
Average RPI Loss:	220	RECORD	PCT. RANK	GAMES	SCHEDULE	OF SCHEDULE	RPI	RPI	RPI	RPI
DIV. I ONLY	1- 21	348	0- 1	276	335	348	348	30	30	
DIV. I NON-CONF.	0- 13	336	0- 0	209	317	343	343	30	30	
TOTALS	RPI 1-25	RPI 26-50	W-L RECORDS	RPI 51-100	RPI 101-150	RPI 150+				
1- 21	0- 0	0- 0	OVERALL	0- 2	0- 2	1- 17				
1- 10	0- 0	0- 0	HOME	0- 0	0- 1	1- 9				
0- 10	0- 0	0- 0	AWAY	0- 2	0- 1	0- 7				
0- 1	0- 0	0- 0	NEUTRAL	0- 0	0- 0	0- 1				
0- 13	0- 0	0- 0	NON-CONFERENCE	0- 2	0- 2	0- 9				
0- 5	0- 0	0- 0	HOME	0- 0	0- 1	0- 4				
0- 7	0- 0	0- 0	AWAY	0- 2	0- 1	0- 4				
0- 1	0- 0	0- 0	NEUTRAL	0- 0	0- 0	0- 1				
1- 8	0- 0	0- 0	CONFERENCE	0- 0	0- 0	1- 8				
1- 5	0- 0	0- 0	HOME	0- 0	0- 0	1- 5				
0- 3	0- 0	0- 0	AWAY	0- 0	0- 0	0- 3				
0- 0	0- 0	0- 0	NEUTRAL	0- 0	0- 0	0- 0				

RPI S	Opponent	Score	RPI S	Opponent	Score	RPI S	Opponent	Score	RPI S	Opponent	Score	Team's RPI: 348
						90	A Northwestern	35 97	121	A Morehead St.	68 104	
						97	A Northern Ill.	52 114	125	H UAB	45 90	
									156	A Bradley	59 89	
									166	H New Mexico St.	66 87	
									172	A Xavier	57 91	
									188	A Wisconsin	38 85	
									219	H UTRGV	55 71	
									227	H Brown	65 90	
									236	H UMKC	58 111	
									251	A Loyola Chicago	40 76	
									257	H SIUE	66 82	
									260	N St. Francis Brooklyn	73 110	
									262	A California Baptist	52 89	
									262	H California Baptist	67 93	
									274	H CSU Bakersfield	56 67	
									281	A Utah Valley	61 76	
									292	H Valparaiso	70 76	
									336	H Evansville	58 67	
									338	H Grand Canyon	50 48	
									342	A Seattle U	54 90	
LAST 12 Division I GAMES:												
262	H	California Baptist	67	93	338	H	Grand Canyon	50	48			
166	H	New Mexico St.	66	87	262	A	California Baptist	52	89			
219	H	UTRGV	55	71	236	H	UMKC	58	111			
281	A	Utah Valley	61	76	227	H	Brown	65	90			
342	A	Seattle U	54	90	156	A	Bradley	59	89			
274	H	CSU Bakersfield	56	67	97	A	Northern Ill.	52	114			

Non-Div I Games:

Chicago St.

Average RPI Win:	192	WON-LOST	WINNING	LAST 10	STRENGTH OF	OPP. STRENGTH	TEAM	ADJ.	CONF.	ADJ CONF.
Average RPI Loss:	72	RECORD	PCT. RANK	GAMES	SCHEDULE	OF SCHEDULE	RPI	RPI	RPI	RPI
DIV. I ONLY	15- 8	91	1- 0	98	91	86	86	9	9	
DIV. I NON-CONF.	8- 5	119	0- 0	180	135	139	139	9	9	
TOTALS	RPI 1-25	RPI 26-50	W-L RECORDS	RPI 51-100	RPI 101-150	RPI 150+				
15- 8	0- 3	0- 0	OVERALL	1- 2	4- 2	10- 1				
12- 2	0- 1	0- 0	HOME	1- 1	2- 0	9- 0				
3- 6	0- 2	0- 0	AWAY	0- 1	2- 2	1- 1				
0- 0	0- 0	0- 0	NEUTRAL	0- 0	0- 0	0- 0				
8- 5	0- 0	0- 0	NON-CONFERENCE	1- 2	1- 2	6- 1				
7- 1	0- 0	0- 0	HOME	1- 1	1- 0	5- 0				
1- 4	0- 0	0- 0	AWAY	0- 1	0- 2	1- 1				
0- 0	0- 0	0- 0	NEUTRAL	0- 0	0- 0	0- 0				
7- 3	0- 3	0- 0	CONFERENCE	0- 0	3- 0	4- 0				
5- 1	0- 1	0- 0	HOME	0- 0	1- 0	4- 0				
2- 2	0- 2	0- 0	AWAY	0- 0	2- 0	0- 0				
0- 0	0- 0	0- 0	NEUTRAL	0- 0	0- 0	0- 0				

RPI 1-25				RPI 26-50				RPI 51-100				RPI 101+			
RPI	S	Opponent	Score	RPI	S	Opponent	Score	RPI	S	Opponent	Score	RPI	S	Opponent	Score
6	A	UConn	38 82					62	A	Miami (OH)	65 78	101	H	Houston	68 57
6	H	UConn	55 65					71	H	Old Dominion	72 76	107	A	Ohio St.	56 69
14	A	UCF	55 56					73	H	Yale	66 52	108	H	VCU	66 54
												127	A	Pittsburgh	48 65
												148	A	South Fla.	57 56
												149	A	Tulsa	70 50
												170	H	Temple	72 52
												172	H	Xavier	79 61
												182	A	Ball St.	63 75
												195	A	Saint Louis	51 50
												206	H	SMU	69 57
												229	H	Memphis	80 56
												230	H	Howard	85 51
												242	H	ETSU	77 64
												248	H	Wichita St.	82 54
												287	H	Austin Peay	69 48
												324	H	Lipscomb	71 55
LAST 12 Division I GAMES:															
248	H	Wichita St.	82 54	170	H	Temple	72 52								
6	H	UConn	55 65	14	A	UCF	55 56								
148	A	South Fla.	57 56	6	A	UConn	38 82								
229	H	Memphis	80 56	206	H	SMU	69 57								
101	H	Houston	68 57	230	H	Howard	85 51								
149	A	Tulsa	70 50	172	H	Xavier	79 61								

Non-Div I Games:

Cincinnati

Average RPI Win:	144	WON-LOST	WINNING	LAST 10	STRENGTH OF	OPP. STRENGTH	TEAM	ADJ.	CONF.	ADJ CONF.
Average RPI Loss:	45	RECORD	PCT. RANK	GAMES	SCHEDULE	OF SCHEDULE	RPI	RPI	RPI	RPI
DIV. I ONLY	15- 9	106	1- 0	31	12	58	58	1	1	
DIV. I NON-CONF.	9- 4	85	1- 0	158	119	110	110	1	1	
TOTALS	RPI 1-25	RPI 26-50	W-L RECORDS	RPI 51-100	RPI 101-150	RPI 150+				
15- 9	2- 6	1- 0	OVERALL	2- 1	4- 2	6- 0				
10- 5	0- 4	1- 0	HOME	2- 0	2- 1	5- 0				
4- 3	2- 2	0- 0	AWAY	0- 0	2- 1	0- 0				
1- 1	0- 0	0- 0	NEUTRAL	0- 1	0- 0	1- 0				
9- 4	0- 1	0- 0	NON-CONFERENCE	1- 1	2- 2	6- 0				
8- 1	0- 0	0- 0	HOME	1- 0	2- 1	5- 0				
0- 2	0- 1	0- 0	AWAY	0- 0	0- 1	0- 0				
1- 1	0- 0	0- 0	NEUTRAL	0- 1	0- 0	1- 0				
6- 5	2- 5	1- 0	CONFERENCE	1- 0	2- 0	0- 0				
2- 4	0- 4	1- 0	HOME	1- 0	0- 0	0- 0				
4- 1	2- 1	0- 0	AWAY	0- 0	2- 0	0- 0				
0- 0	0- 0	0- 0	NEUTRAL	0- 0	0- 0	0- 0				

RPI S	Opponent	Score	RPI S	Opponent	Score	RPI S	Opponent	Score	RPI S	Opponent	Score
1	H Notre Dame	63 101	42	H Georgia Tech	71 61	61	N Tennessee	66 78	119	A Wake Forest	69 53
3	H Louisville	44 76				64	H Belmont	65 62	127	A Pittsburgh	65 59
9	H Syracuse	75 84				96	H Virginia	71 65	128	H High Point	83 64
12	A NC State	51 54							131	A Alabama	56 76
15	A South Carolina	57 69							142	H Appalachian St.	87 48
16	A Florida St.	57 45							147	H Davidson	80 90
23	A Miami (FL)	76 67							162	N Oklahoma	74 62
24	H North Carolina	64 70							186	H Illinois	69 67
									226	H Marshall	68 54
									228	H Rhode Island	80 67
									283	H Wofford	85 77
									324	H Lipscomb	68 26
LAST 12 Division I GAMES:											
162	N Oklahoma	74 62	127	A Pittsburgh	65 59						
24	H North Carolina	64 70	42	H Georgia Tech	71 61						
119	A Wake Forest	69 53	16	A Florida St.	57 45						
3	H Louisville	44 76	23	A Miami (FL)	76 67						
1	H Notre Dame	63 101	96	H Virginia	71 65						
12	A NC State	51 54	9	H Syracuse	75 84						

Non-Div I Games:

Clemson

■ Loss,
 ■ Non-Conf, S Site,
 ■ Home
 ■ Away
 N Neutral

Average RPI Win:	301	WON-LOST	WINNING	LAST 10	STRENGTH OF	OPP. STRENGTH	TEAM	ADJ.	CONF.	ADJ CONF.
Average RPI Loss:	141	RECORD	PCT. RANK	GAMES	SCHEDULE	OF SCHEDULE	RPI	RPI	RPI	RPI
DIV. I ONLY	8- 14	247	0- 1	266	241	269	269	20	20	
DIV. I NON-CONF.	1- 8	322	0- 0	93	265	288	288	17	17	
TOTALS	RPI 1-25	RPI 26-50	W-L RECORDS	RPI 51-100	RPI 101-150	RPI 150+				
8- 14	0- 0	0- 1	OVERALL	0- 3	0- 4	8- 6				
5- 4	0- 0	0- 0	HOME	0- 2	0- 1	5- 1				
3- 9	0- 0	0- 1	AWAY	0- 1	0- 2	3- 5				
0- 1	0- 0	0- 0	NEUTRAL	0- 0	0- 1	0- 0				
1- 8	0- 0	0- 1	NON-CONFERENCE	0- 1	0- 1	1- 5				
1- 2	0- 0	0- 0	HOME	0- 1	0- 0	1- 1				
0- 5	0- 0	0- 1	AWAY	0- 0	0- 0	0- 4				
0- 1	0- 0	0- 0	NEUTRAL	0- 0	0- 1	0- 0				
7- 6	0- 0	0- 0	CONFERENCE	0- 2	0- 3	7- 1				
4- 2	0- 0	0- 0	HOME	0- 1	0- 1	4- 0				
3- 4	0- 0	0- 0	AWAY	0- 1	0- 2	3- 1				
0- 0	0- 0	0- 0	NEUTRAL	0- 0	0- 0	0- 0				

RPI S	Opponent	Score	RPI S	Opponent	Score	RPI S	Opponent	Score	RPI S	Opponent	Score	Team's RPI: 269
			32 A	Ohio	54 72	67 A	Green Bay	53 62	123 A	IUPUI	36 64	
						76 H	Wright St.	65 70	123 H	IUPUI	50 75	
						87 H	Toledo	60 65	126 A	Youngstown St.	55 73	
									144 N	Tulane	72 81	
									156 H	Bradley	65 67	
									182 A	Ball St.	62 67	
									183 A	Eastern Mich.	63 69	
									191 H	Illinois St.	67 63	
									193 A	Milwaukee	53 59	
									226 A	Marshall	64 86	
									258 A	San Diego	82 83	
									280 H	Northern Ky.	76 47	
									301 A	Oakland	64 62	
									301 H	Oakland	98 90	
									329 A	UIC	74 48	
									329 H	UIC	71 53	
									339 A	Detroit Mercy	67 49	
									339 H	Detroit Mercy	67 51	
LAST 12 Division I GAMES:												
123 A	IUPUI	36 64	280 H	Northern Ky.	76 47							
329 A	UIC	74 48	193 A	Milwaukee	53 59							
301 H	Oakland	98 90	67 A	Green Bay	53 62							
339 H	Detroit Mercy	67 51	329 H	UIC	71 53							
126 A	Youngstown St.	55 73	123 H	IUPUI	50 75							
76 H	Wright St.	65 70	339 A	Detroit Mercy	67 49							

Non-Div I Games: Lake Erie 79 49 Salem (WV) 113 81

Cleveland St.

Average RPI Win:	266	WON-LOST	WINNING	LAST 10	STRENGTH OF	OPP. STRENGTH	TEAM	ADJ.	CONF.	ADJ CONF.
Average RPI Loss:	99	RECORD	PCT. RANK	GAMES	SCHEDULE	OF SCHEDULE	RPI	RPI	RPI	RPI
DIV. I ONLY	10- 10	163	1- 0	189	210	187	187	12	12	
DIV. I NON-CONF.	6- 3	91	0- 0	285	312	175	175	14	14	
TOTALS	RPI 1-25	RPI 26-50	W-L RECORDS	RPI 51-100	RPI 101-150	RPI 150+				
10- 10	0- 0	0- 2	OVERALL	0- 4	0- 2	10- 2				
6- 4	0- 0	0- 0	HOME	0- 3	0- 1	6- 0				
4- 4	0- 0	0- 0	AWAY	0- 1	0- 1	4- 2				
0- 2	0- 0	0- 2	NEUTRAL	0- 0	0- 0	0- 0				
6- 3	0- 0	0- 2	NON-CONFERENCE	0- 0	0- 0	6- 1				
4- 0	0- 0	0- 0	HOME	0- 0	0- 0	4- 0				
2- 1	0- 0	0- 0	AWAY	0- 0	0- 0	2- 1				
0- 2	0- 0	0- 2	NEUTRAL	0- 0	0- 0	0- 0				
4- 7	0- 0	0- 0	CONFERENCE	0- 4	0- 2	4- 1				
2- 4	0- 0	0- 0	HOME	0- 3	0- 1	2- 0				
2- 3	0- 0	0- 0	AWAY	0- 1	0- 1	2- 1				
0- 0	0- 0	0- 0	NEUTRAL	0- 0	0- 0	0- 0				

RPI 1-25			RPI 26-50			RPI 51-100			RPI 101+			Team's RPI: 187
RPI	S	Opponent	Score	RPI	S	Opponent	Score	RPI	S	Opponent	Score	
				31	N	Rice	52 56	60	H	Little Rock	47 60	110 H South Alabama 78 88
				50	N	Auburn	78 84	79	H	Troy	81 82	142 A Appalachian St. 53 67
								88	A	UT Arlington	53 79	165 A UC Riverside 43 62
								88	H	UT Arlington	64 67	174 H Arkansas St. 88 72
												181 A Texas St. 58 73
												181 H Texas St. 77 70
												229 H Memphis 90 71
												231 H Bowling Green 81 80
												253 A Louisiana 76 58
												296 A La.-Monroe 79 54
												305 H South Carolina St. 57 44
												314 A UNC Greensboro 78 71
												337 H Western Caro. 77 59
												341 A N.C. Central 89 66
LAST 12 Division I GAMES:												
				181	H	Texas St.	77 70	142	A	Appalachian St.	53 67	
				88	H	UT Arlington	64 67	88	A	UT Arlington	53 79	
				253	A	Louisiana	76 58	181	A	Texas St.	58 73	
				296	A	La.-Monroe	79 54	110	H	South Alabama	78 88	
				174	H	Arkansas St.	88 72	79	H	Troy	81 82	
				60	H	Little Rock	47 60	314	A	UNC Greensboro	78 71	

Non-Div I Games: N.C. Wesleyan 126 65 Meredith 128 39

Coastal Caro.

Loss, Non-Conf, S Site, H Home A Away N Neutral

Average RPI Win:	254	WON-LOST	WINNING	LAST 10	STRENGTH OF	OPP. STRENGTH	TEAM	ADJ.	CONF.	ADJ CONF.
Average RPI Loss:	176	RECORD	PCT. RANK	GAMES	SCHEDULE	OF SCHEDULE	RPI	RPI	RPI	RPI
DIV. I ONLY	6- 15	284	0- 1	228	273	291	291	10	10	
DIV. I NON-CONF.	3- 7	256	0- 0	312	351	336	336	10	10	
TOTALS	RPI 1-25	RPI 26-50	W-L RECORDS	RPI 51-100	RPI 101-150	RPI 150+				
6- 15	0- 0	0- 1	OVERALL	0- 2	0- 3	6- 9				
4- 7	0- 0	0- 1	HOME	0- 1	0- 1	4- 4				
2- 8	0- 0	0- 0	AWAY	0- 1	0- 2	2- 5				
0- 0	0- 0	0- 0	NEUTRAL	0- 0	0- 0	0- 0				
3- 7	0- 0	0- 0	NON-CONFERENCE	0- 0	0- 1	3- 6				
2- 3	0- 0	0- 0	HOME	0- 0	0- 0	2- 3				
1- 4	0- 0	0- 0	AWAY	0- 0	0- 1	1- 3				
0- 0	0- 0	0- 0	NEUTRAL	0- 0	0- 0	0- 0				
3- 8	0- 0	0- 1	CONFERENCE	0- 2	0- 2	3- 3				
2- 4	0- 0	0- 1	HOME	0- 1	0- 1	2- 1				
1- 4	0- 0	0- 0	AWAY	0- 1	0- 1	1- 2				
0- 0	0- 0	0- 0	NEUTRAL	0- 0	0- 0	0- 0				

RPI S	Opponent	Score	RPI S	Opponent	Score	RPI S	Opponent	Score	RPI S	Opponent	Score	Team's RPI: 291
			35 H	James Madison	50 91	77 A	Drexel	53 76	103 A	UNCW	49 71	
						78 H	Northeastern	56 87	116 H	Towson	61 77	
									142 A	Appalachian St.	66 80	
									152 A	Delaware	50 74	
									163 A	William & Mary	66 54	
									163 H	William & Mary	79 77	
									190 A	Elon	68 76	
									190 H	Elon	52 72	
									207 A	George Mason	52 66	
									223 H	Furman	67 70	
									235 A	Campbell	65 66	
									254 H	Hofstra	70 62	
									272 H	Winthrop	64 71	
									283 A	Wofford	58 78	
									305 H	South Carolina St.	75 51	
									316 H	Charleston So.	79 52	
									324 A	Lipscomb	65 63	
									335 H	Presbyterian	65 71	
LAST 12 Division I GAMES:												
190 H	Elon	52 72	35 H	James Madison	50 91	116 H	Towson	61 77				
163 H	William & Mary	79 77	163 A	William & Mary	66 54	190 A	Elon	68 76				
254 H	Hofstra	70 62	78 H	Northeastern	56 87	103 A	UNCW	49 71				
78 H	Northeastern	56 87	152 A	Delaware	50 74	207 A	George Mason	52 66				
152 A	Delaware	50 74	77 A	Drexel	53 76							

Non-Div I Games: North Greenville 95 62

Col. of Charleston

■ Loss,
 ■ Non-Conf, S Site,
 ■ Home
 ■ Away
 N Neutral

Average RPI Win:	275	WON-LOST	WINNING	LAST 10	STRENGTH OF	OPP. STRENGTH	TEAM	ADJ.	CONF.	ADJ CONF.
Average RPI Loss:	168	RECORD	PCT. RANK	GAMES	SCHEDULE	OF SCHEDULE	RPI	RPI	RPI	RPI
DIV. I ONLY	9- 12	216	0- 1	275	277	247	247	18	18	
DIV. I NON-CONF.	4- 6	212	0- 0	320	338	297	297	22	22	
TOTALS	RPI 1-25	RPI 26-50	W-L RECORDS	RPI 51-100	RPI 101-150	RPI 150+				
9- 12	0- 0	0- 1	OVERALL	0- 3	1- 1	8- 7				
5- 4	0- 0	0- 1	HOME	0- 1	0- 0	5- 2				
4- 8	0- 0	0- 0	AWAY	0- 2	1- 1	3- 5				
0- 0	0- 0	0- 0	NEUTRAL	0- 0	0- 0	0- 0				
4- 6	0- 0	0- 0	NON-CONFERENCE	0- 1	0- 1	4- 4				
3- 1	0- 0	0- 0	HOME	0- 0	0- 0	3- 1				
1- 5	0- 0	0- 0	AWAY	0- 1	0- 1	1- 3				
0- 0	0- 0	0- 0	NEUTRAL	0- 0	0- 0	0- 0				
5- 6	0- 0	0- 1	CONFERENCE	0- 2	1- 0	4- 3				
2- 3	0- 0	0- 1	HOME	0- 1	0- 0	2- 1				
3- 3	0- 0	0- 0	AWAY	0- 1	1- 0	2- 2				
0- 0	0- 0	0- 0	NEUTRAL	0- 0	0- 0	0- 0				

RPI S	Opponent	Score	RPI S	Opponent	Score	RPI S	Opponent	Score	RPI S	Opponent	Score	Team's RPI: 247
45	H Bucknell	62 90	73	A Yale	61 80	114	A Dayton	58 67				
			95	A American	57 76	143	A Boston U.	81 72				
			95	H American	66 71	151	A Lehigh	58 86				
						201	A Navy	52 67				
						201	H Navy	49 62				
						207	A George Mason	61 64				
						210	A Holy Cross	70 67				
						238	A Niagara	69 74				
						261	H Columbia	84 71				
						278	A Siena	53 55				
						279	H Canisius	67 53				
						299	A Army West Point	70 58				
						308	H Loyola Maryland	73 64				
						311	H Lafayette	60 49				
						312	H NJIT	53 71				
						322	A UMass Lowell	61 52				
						344	H Fairleigh Dickinson	71 52				
LAST 12 Division I GAMES:												
201	A Navy	52 67	143	A Boston U.	81 72							
95	H American	66 71	201	H Navy	49 62							
299	A Army West Point	70 58	311	H Lafayette	60 49							
308	H Loyola Maryland	73 64	95	A American	57 76							
151	A Lehigh	58 86	210	A Holy Cross	70 67							
45	H Bucknell	62 90	238	A Niagara	69 74							

Non-Div I Games:

Colgate

Colorado

Through Games Of Feb. 12, 2019

Average RPI Win:	181	WON-LOST	WINNING	LAST 10	STRENGTH OF	OPP. STRENGTH	TEAM	ADJ.	CONF.	ADJ CONF.
Average RPI Loss:	50	RECORD	PCT. RANK	GAMES	SCHEDULE	OF SCHEDULE	RPI	RPI	RPI	RPI
DIV. I ONLY	11- 12	174	1- 0	60	39	134	134	2	2	
DIV. I NON-CONF.	10- 1	17	0- 0	221	137	44	44	2	2	
TOTALS	RPI 1-25	RPI 26-50	W-L RECORDS	RPI 51-100	RPI 101-150	RPI 150+				
11- 12	1- 4	1- 3	OVERALL	1- 3	1- 2	7- 0				
9- 6	1- 2	1- 2	HOME	1- 2	1- 0	5- 0				
1- 6	0- 2	0- 1	AWAY	0- 1	0- 2	1- 0				
1- 0	0- 0	0- 0	NEUTRAL	0- 0	0- 0	1- 0				
10- 1	1- 1	0- 0	NON-CONFERENCE	1- 0	1- 0	7- 0				
8- 0	1- 0	0- 0	HOME	1- 0	1- 0	5- 0				
1- 1	0- 1	0- 0	AWAY	0- 0	0- 0	1- 0				
1- 0	0- 0	0- 0	NEUTRAL	0- 0	0- 0	1- 0				
1- 11	0- 3	1- 3	CONFERENCE	0- 3	0- 2	0- 0				
1- 6	0- 2	1- 2	HOME	0- 2	0- 0	0- 0				
0- 5	0- 1	0- 1	AWAY	0- 1	0- 2	0- 0				
0- 0	0- 0	0- 0	NEUTRAL	0- 0	0- 0	0- 0				

RPI S Opponent Score	RPI S Opponent Score	RPI S Opponent Score	RPI S Opponent Score
4 A Oregon 43 102	30 A Oregon St. 65 89	51 A Utah 59 78	122 A Washington St. 48 74
5 H Stanford 69 80	36 H California 60 80	51 H Utah 61 76	124 H Pepperdine 80 65
18 H Arizona St. 70 76	38 H UCLA 60 64	80 H Arizona 67 69	146 A Washington 58 68
23 A Miami (FL) 58 73	49 H Southern California 81 76	99 H Northern Colo. 77 69	199 H Prairie View 79 38
24 H North Carolina 86 74			201 H Navy 59 43
			221 N Utah St. 78 68
			233 A Nevada 65 52
			249 H Colorado St. 59 40
			268 H Samford 81 39
			323 H San Jose St. 76 64
Team's RPI: 134			
LAST 12 Division I GAMES:			
49 H Southern California 81 76	51 A Utah 59 78		
38 H UCLA 60 64	122 A Washington St. 48 74		
4 A Oregon 43 102	146 A Washington 58 68		
30 A Oregon St. 65 89	18 H Arizona St. 70 76		
36 H California 60 80	80 H Arizona 67 69		
5 H Stanford 69 80	51 H Utah 61 76		

Non-Div I Games:

Colorado

Loss, Non-Conf, S Site, H Home A Away N Neutral

Average RPI Win:	237	WON-LOST	WINNING	LAST 10	STRENGTH OF	OPP. STRENGTH	TEAM	ADJ.	CONF.	ADJ CONF.
Average RPI Loss:	116	RECORD	PCT. RANK	GAMES	SCHEDULE	OF SCHEDULE	RPI	RPI	RPI	RPI
DIV. I ONLY	6- 14	279	0- 1	90	135	249	249	15	15	
DIV. I NON-CONF.	4- 5	190	0- 0	43	117	158	158	13	13	
TOTALS	RPI 1-25	RPI 26-50	W-L RECORDS	RPI 51-100	RPI 101-150	RPI 150+				
6- 14	0- 2	0- 3	OVERALL	0- 2	0- 3	6- 4				
6- 6	0- 1	0- 1	HOME	0- 1	0- 1	6- 2				
0- 8	0- 1	0- 2	AWAY	0- 1	0- 2	0- 2				
0- 0	0- 0	0- 0	NEUTRAL	0- 0	0- 0	0- 0				
4- 5	0- 2	0- 1	NON-CONFERENCE	0- 1	0- 1	4- 0				
4- 2	0- 1	0- 0	HOME	0- 1	0- 0	4- 0				
0- 3	0- 1	0- 1	AWAY	0- 0	0- 1	0- 0				
0- 0	0- 0	0- 0	NEUTRAL	0- 0	0- 0	0- 0				
2- 9	0- 0	0- 2	CONFERENCE	0- 1	0- 2	2- 4				
2- 4	0- 0	0- 1	HOME	0- 0	0- 1	2- 2				
0- 5	0- 0	0- 1	AWAY	0- 1	0- 1	0- 2				
0- 0	0- 0	0- 0	NEUTRAL	0- 0	0- 0	0- 0				

RPI 1-25				RPI 26-50				RPI 51-100				RPI 101+ Team's RPI: 249			
RPI	S	Opponent	Score	RPI	S	Opponent	Score	RPI	S	Opponent	Score	RPI	S	Opponent	Score
13	A	Gonzaga	39 50	37	A	BYU	42 51	66	A	Boise St.	57 70	113	A	Fresno St.	54 57
18	H	Arizona St.	39 70	47	H	Wyoming	49 60	99	H	Northern Colo.	47 53	113	H	Fresno St.	55 66
				48	A	New Mexico	58 70					134	A	Colorado	40 59
												169	H	Denver	84 79
												216	H	UNLV	52 49
												221	H	Utah St.	53 72
												233	A	Nevada	57 68
												233	H	Nevada	38 62
												234	H	Northern Ariz.	65 54
												252	A	Air Force	48 63
												252	H	Air Force	55 48
												273	H	North Florida	61 59
												275	H	Cornell	56 53
LAST 12 Division I GAMES:															
				47	H	Wyoming	49 60					221	H	Utah St.	53 72
				233	A	Nevada	57 68					48	A	New Mexico	58 70
				252	H	Air Force	55 48					252	A	Air Force	48 63
				66	A	Boise St.	57 70					113	H	Fresno St.	55 66
				113	A	Fresno St.	54 57					216	H	UNLV	52 49
				233	H	Nevada	38 62					169	H	Denver	84 79

Non-Div I Games: Chadron St. 91 38 Eastern N.M. 72 46

Colorado St.

Loss, Non-Conf, S Site, H Home A Away N Neutral

Average RPI Win:	208	WON-LOST	WINNING	LAST 10	STRENGTH OF	OPP. STRENGTH	TEAM	ADJ.	CONF.	ADJ CONF.
Average RPI Loss:	180	RECORD	PCT. RANK	GAMES	SCHEDULE	OF SCHEDULE	RPI	RPI	RPI	RPI
DIV. I ONLY	6- 13	272	0- 1	177	244	261	261	11	11	
DIV. I NON-CONF.	4- 9	252	0- 0	224	278	264	264	11	11	
TOTALS	RPI 1-25	RPI 26-50	W-L RECORDS	RPI 51-100	RPI 101-150	RPI 150+				
6- 13	0- 0	0- 0	OVERALL	1- 2	0- 3	5- 8				
4- 6	0- 0	0- 0	HOME	1- 2	0- 1	3- 3				
2- 7	0- 0	0- 0	AWAY	0- 0	0- 2	2- 5				
0- 0	0- 0	0- 0	NEUTRAL	0- 0	0- 0	0- 0				
4- 9	0- 0	0- 0	NON-CONFERENCE	0- 0	0- 3	4- 6				
2- 3	0- 0	0- 0	HOME	0- 0	0- 1	2- 2				
2- 6	0- 0	0- 0	AWAY	0- 0	0- 2	2- 4				
0- 0	0- 0	0- 0	NEUTRAL	0- 0	0- 0	0- 0				
2- 4	0- 0	0- 0	CONFERENCE	1- 2	0- 0	1- 2				
2- 3	0- 0	0- 0	HOME	1- 2	0- 0	1- 1				
0- 1	0- 0	0- 0	AWAY	0- 0	0- 0	0- 1				
0- 0	0- 0	0- 0	NEUTRAL	0- 0	0- 0	0- 0				

RPI	S	Opponent	Score	RPI	S	Opponent	Score	RPI	S	Opponent	Score	RPI	S	Opponent	Score	Team's RPI: 261
69	H	Penn	60	72	101	H	Houston	72	83	105	A	Boston College	60	74		
84	H	Harvard	75	65	130	A	Fordham	49	68	157	A	Mercer	72	68		
94	H	Princeton	64	79	179	H	Hampton	88	63	186	A	Illinois	69	76		
					193	A	Milwaukee	65	78	200	H	Dartmouth	69	70		
					240	H	Albany (NY)	58	62	246	H	Cal St. Fullerton	58	61		
					247	A	Colgate	71	84	254	A	Hofstra	65	63		
					255	A	Saint Joseph's	61	68	275	A	Cornell	51	60		
					275	H	Cornell	65	57	299	H	Army West Point	70	49		
LAST 12 Division I GAMES:																
200	H	Dartmouth	69	70	157	A	Mercer	72	68							
84	H	Harvard	75	65	179	H	Hampton	88	63							
69	H	Penn	60	72	240	H	Albany (NY)	58	62							
94	H	Princeton	64	79	130	A	Fordham	49	68							
275	H	Cornell	65	57	246	H	Cal St. Fullerton	58	61							
275	A	Cornell	51	60	105	A	Boston College	60	74							

Non-Div I Games:

Columbia

■ Loss,
 ■ Non-Conf, S Site,
 ■ Home
 ■ Away
 N Neutral

Average RPI Win:	348	WON-LOST	WINNING	LAST 10	STRENGTH OF	OPP. STRENGTH	TEAM	ADJ.	CONF.	ADJ CONF.
Average RPI Loss:	192	RECORD	PCT. RANK	GAMES	SCHEDULE	OF SCHEDULE	RPI	RPI	RPI	RPI
DIV. I ONLY	2- 21	346	0- 1	175	345	326	326	32	32	
DIV. I NON-CONF.	0- 12	336	0- 0	13	188	227	227	32	32	
TOTALS	RPI 1-25	RPI 26-50	W-L RECORDS	RPI 51-100	RPI 101-150	RPI 150+				
2- 21	0- 2	0- 1	OVERALL	0- 4	0- 2	2- 12				
1- 6	0- 0	0- 0	HOME	0- 0	0- 0	1- 6				
1- 14	0- 2	0- 1	AWAY	0- 4	0- 1	1- 6				
0- 1	0- 0	0- 0	NEUTRAL	0- 0	0- 1	0- 0				
0- 12	0- 2	0- 1	NON-CONFERENCE	0- 4	0- 2	0- 3				
0- 1	0- 0	0- 0	HOME	0- 0	0- 0	0- 1				
0- 10	0- 2	0- 1	AWAY	0- 4	0- 1	0- 2				
0- 1	0- 0	0- 0	NEUTRAL	0- 0	0- 1	0- 0				
2- 9	0- 0	0- 0	CONFERENCE	0- 0	0- 0	2- 9				
1- 5	0- 0	0- 0	HOME	0- 0	0- 0	1- 5				
1- 4	0- 0	0- 0	AWAY	0- 0	0- 0	1- 4				
0- 0	0- 0	0- 0	NEUTRAL	0- 0	0- 0	0- 0				

RPI S	Opponent	Score	RPI S	Opponent	Score	RPI S	Opponent	Score	RPI S	Opponent	Score	Team's RPI: 326
7	A Mississippi St.	38 110	32	A Ohio	62 87	70	A West Virginia	37 78	112	A Minnesota	52 84	
17	A Maryland	36 93				71	A Old Dominion	51 81	125	N UAB	61 86	
						72	A FGCU	61 93	220	A N.C. A&T	42 66	
						96	A Virginia	41 55	226	A Marshall	67 88	
									238	A Niagara	69 71	
									239	H Bethune-Cookman	65 71	
									266	H Norfolk St.	63 68	
									295	H Morgan St.	57 74	
									300	H UMBC	52 57	
									305	A South Carolina St.	55 60	
									305	H South Carolina St.	59 75	
									341	A N.C. Central	57 62	
									345	A Savannah St.	57 68	
									345	H Savannah St.	70 76	
									346	A Delaware St.	71 57	
									349	H Florida A&M	73 53	
LAST 12 Division I GAMES:												
305	A South Carolina St.	55 60	341	A N.C. Central	57 62							
345	A Savannah St.	57 68	305	H South Carolina St.	59 75							
295	H Morgan St.	57 74	266	H Norfolk St.	63 68							
239	H Bethune-Cookman	65 71	346	A Delaware St.	71 57							
349	H Florida A&M	73 53	345	H Savannah St.	70 76							
220	A N.C. A&T	42 66	71	A Old Dominion	51 81							

Non-Div I Games:

Coppin St.

■ Loss,
 ■ Non-Conf,
 ■ S Site,
 ■ Home
 ■ A Away
 N Neutral

Average RPI Win: 267	WON-LOST	WINNING	LAST 10	STRENGTH OF	OPP. STRENGTH	TEAM	ADJ.	CONF.	ADJ CONF.
Average RPI Loss: 164	RECORD	PCT. RANK	GAMES	SCHEDULE	OF SCHEDULE	RPI	RPI	RPI	RPI
DIV. I ONLY	7- 10	229	0- 1	258	253	275	275	11	11
DIV. I NON-CONF.	6- 5	143	0- 0	295	321	209	209	11	11
TOTALS	RPI 1-25	RPI 26-50	W-L RECORDS	RPI 51-100	RPI 101-150	RPI 150+			
7- 10	0- 0	0- 0	OVERALL	0- 3	0- 1	7- 6			
6- 4	0- 0	0- 0	HOME	0- 3	0- 0	6- 1			
1- 6	0- 0	0- 0	AWAY	0- 0	0- 1	1- 5			
0- 0	0- 0	0- 0	NEUTRAL	0- 0	0- 0	0- 0			
6- 5	0- 0	0- 0	NON-CONFERENCE	0- 0	0- 1	6- 4			
5- 0	0- 0	0- 0	HOME	0- 0	0- 0	5- 0			
1- 5	0- 0	0- 0	AWAY	0- 0	0- 1	1- 4			
0- 0	0- 0	0- 0	NEUTRAL	0- 0	0- 0	0- 0			
1- 5	0- 0	0- 0	CONFERENCE	0- 3	0- 0	1- 2			
1- 4	0- 0	0- 0	HOME	0- 3	0- 0	1- 1			
0- 1	0- 0	0- 0	AWAY	0- 0	0- 0	0- 1			
0- 0	0- 0	0- 0	NEUTRAL	0- 0	0- 0	0- 0			

RPI S	Opponent	Score	RPI S	Opponent	Score	RPI S	Opponent	Score	RPI S	Opponent	Score	Team's RPI: 275
						69	H Penn	46 59	112	A Minnesota	45 65	
						84	H Harvard	61 68	151	A Lehigh	54 67	
						94	H Princeton	46 75	159	A Stony Brook	61 63	
									179	H Hampton	79 53	
									200	H Dartmouth	56 63	
									212	H St. Bonaventure	58 44	
									240	H Albany (NY)	48 34	
									249	A Colorado St.	53 56	
									261	A Columbia	57 65	
									261	H Columbia	60 51	
									264	A Binghamton	61 72	
									311	A Lafayette	62 59	
									322	H UMass Lowell	63 54	
									346	H Delaware St.	94 59	
LAST 12 Division I GAMES:												
			84	H Harvard	61 68		212	H St. Bonaventure	58 44			
			200	H Dartmouth	56 63		179	H Hampton	79 53			
			94	H Princeton	46 75		311	A Lafayette	62 59			
			69	H Penn	46 59		346	H Delaware St.	94 59			
			261	A Columbia	57 65		159	A Stony Brook	61 63			
			261	H Columbia	60 51		151	A Lehigh	54 67			

Non-Div I Games:

Cornell

■ Loss,
 ■ Non-Conf,
 ■ S Site,
 ■ H Home
 ■ A Away
 N Neutral

Creighton

Through Games Of Feb. 12, 2019

Average RPI Win:	167	WON-LOST	WINNING	LAST 10	STRENGTH OF	OPP. STRENGTH	TEAM	ADJ.	CONF.	ADJ CONF.
Average RPI Loss:	58	RECORD	PCT. RANK	GAMES	SCHEDULE	OF SCHEDULE	RPI	RPI	RPI	RPI
DIV. I ONLY	11- 13	189	1- 0	57	37	115	115	6	6	
DIV. I NON-CONF.	6- 5	143	0- 0	105	48	93	93	5	5	
TOTALS	RPI 1-25	RPI 26-50	W-L RECORDS	RPI 51-100	RPI 101-150	RPI 150+				
11- 13	0- 3	1- 5	OVERALL	2- 2	3- 3	5- 0				
5- 6	0- 1	0- 3	HOME	2- 0	1- 2	2- 0				
4- 7	0- 2	1- 2	AWAY	0- 2	1- 1	2- 0				
2- 0	0- 0	0- 0	NEUTRAL	0- 0	1- 0	1- 0				
6- 5	0- 2	0- 2	NON-CONFERENCE	1- 1	1- 0	4- 0				
2- 2	0- 1	0- 1	HOME	1- 0	0- 0	1- 0				
2- 3	0- 1	0- 1	AWAY	0- 1	0- 0	2- 0				
2- 0	0- 0	0- 0	NEUTRAL	0- 0	1- 0	1- 0				
5- 8	0- 1	1- 3	CONFERENCE	1- 1	2- 3	1- 0				
3- 4	0- 0	0- 2	HOME	1- 0	1- 2	1- 0				
2- 4	0- 1	1- 1	AWAY	0- 1	1- 1	0- 0				
0- 0	0- 0	0- 0	NEUTRAL	0- 0	0- 0	0- 0				

RPI 1-25				RPI 26-50				RPI 51-100				RPI 101+ Team's RPI: 115			
RPI	S	Opponent	Score	RPI	S	Opponent	Score	RPI	S	Opponent	Score	RPI	S	Opponent	Score
8	A	Marquette	67 85	29	A	South Dakota St.	48 74	83	A	UNI	55 65	109	A	St. John's (NY)	65 63
16	A	Florida St.	52 71	34	A	DePaul	85 82	91	A	Georgetown	53 62	109	H	St. John's (NY)	45 51
22	H	Drake	69 85	39	H	South Dakota	65 77	91	H	Georgetown	65 38	117	H	Providence	63 77
				41	A	Villanova	62 67	98	H	Nebraska	74 65	120	A	Seton Hall	75 82
				41	H	Villanova	52 54					120	H	Seton Hall	80 71
				44	H	Butler	43 75					148	N	South Fla.	83 76
												172	H	Xavier	66 62
												176	N	Vanderbilt	75 55
												248	A	Wichita St.	83 71
												319	H	Omaha	66 51
												320	A	North Dakota St.	86 51
LAST 12 Division I GAMES:															
120	H	Seton Hall	80 71	172	H	Xavier	66 62								
109	H	St. John's (NY)	45 51	109	A	St. John's (NY)	65 63								
41	A	Villanova	62 67	120	A	Seton Hall	75 82								
91	A	Georgetown	53 62	91	H	Georgetown	65 38								
117	H	Providence	63 77	41	H	Villanova	52 54								
44	H	Butler	43 75	8	A	Marquette	67 85								

Non-Div I Games:

Creighton

Loss, Non-Conf, S Site, H Home A Away N Neutral

Average RPI Win:	269	WON-LOST	WINNING	LAST 10	STRENGTH OF	OPP. STRENGTH	TEAM	ADJ.	CONF.	ADJ CONF.
Average RPI Loss:	136	RECORD	PCT. RANK	GAMES	SCHEDULE	OF SCHEDULE	RPI	RPI	RPI	RPI
DIV. I ONLY	10- 9	153	0- 1	303	171	200	200	11	11	
DIV. I NON-CONF.	7- 6	153	0- 1	313	231	247	247	11	11	
TOTALS	RPI 1-25	RPI 26-50	W-L RECORDS	RPI 51-100	RPI 101-150	RPI 150+				
10- 9	0- 1	0- 0	OVERALL	0- 4	1- 1	9- 3				
5- 2	0- 1	0- 0	HOME	0- 1	1- 0	4- 0				
5- 5	0- 0	0- 0	AWAY	0- 2	0- 1	5- 2				
0- 2	0- 0	0- 0	NEUTRAL	0- 1	0- 0	0- 1				
7- 6	0- 1	0- 0	NON-CONFERENCE	0- 1	1- 1	6- 3				
5- 1	0- 1	0- 0	HOME	0- 0	1- 0	4- 0				
2- 3	0- 0	0- 0	AWAY	0- 0	0- 1	2- 2				
0- 2	0- 0	0- 0	NEUTRAL	0- 1	0- 0	0- 1				
3- 3	0- 0	0- 0	CONFERENCE	0- 3	0- 0	3- 0				
0- 1	0- 0	0- 0	HOME	0- 1	0- 0	0- 0				
3- 2	0- 0	0- 0	AWAY	0- 2	0- 0	3- 0				
0- 0	0- 0	0- 0	NEUTRAL	0- 0	0- 0	0- 0				

RPI 1-25				RPI 26-50				RPI 51-100				RPI 101+				Team's RPI: 200	
RPI	S	Opponent	Score	RPI	S	Opponent	Score	RPI	S	Opponent	Score	RPI	S	Opponent	Score		
25	H	Buffalo	69 75					55	N	Middle Tenn.	58 70	105	A	Boston College	68 99		
								73	A	Yale	49 64	143	H	Boston U.	64 44		
								84	A	Harvard	46 56	227	A	Brown	81 61		
								84	H	Harvard	57 73	246	A	Cal St. Fullerton	62 67		
												258	A	San Diego	76 78		
												261	A	Columbia	70 69		
												264	H	Binghamton	63 39		
												275	A	Cornell	63 56		
												277	A	Vermont	66 42		
												293	N	UC Santa Barbara	56 62		
												303	H	Fairfield	59 46		
												308	H	Loyola Maryland	54 41		
												313	A	New Hampshire	62 42		
												322	H	UMass Lowell	70 54		
LAST 12 Division I GAMES:																	
293	N	UC Santa Barbara	56 62	84	A	Harvard	46 56										
261	A	Columbia	70 69	264	H	Binghamton	63 39										
275	A	Cornell	63 56	105	A	Boston College	68 99										
73	A	Yale	49 64	313	A	New Hampshire	62 42										
227	A	Brown	81 61	25	H	Buffalo	69 75										
84	H	Harvard	57 73	322	H	UMass Lowell	70 54										

Non-Div I Games:

Dartmouth

■ Loss,
■ Non-Conf,
■ S Site,
■ H Home
■ A Away
N Neutral

Davidson

Through Games Of Feb. 12, 2019

Average RPI Win:	206	WON-LOST	WINNING	LAST 10	STRENGTH OF	OPP. STRENGTH	TEAM	ADJ.	CONF.	ADJ CONF.
Average RPI Loss:	165	RECORD	PCT. RANK	GAMES	SCHEDULE	OF SCHEDULE	RPI	RPI	RPI	RPI
DIV. I ONLY	13- 9	123	1- 0	238	145	147	147	17	17	
DIV. I NON-CONF.	5- 7	206	0- 0	168	147	179	179	16	16	
TOTALS	RPI 1-25	RPI 26-50	W-L RECORDS	RPI 51-100	RPI 101-150	RPI 150+				
13- 9	0- 1	0- 0	OVERALL	1- 1	3- 1	9- 6				
7- 2	0- 0	0- 0	HOME	0- 0	1- 1	6- 1				
6- 7	0- 1	0- 0	AWAY	1- 1	2- 0	3- 5				
0- 0	0- 0	0- 0	NEUTRAL	0- 0	0- 0	0- 0				
5- 7	0- 1	0- 0	NON-CONFERENCE	1- 1	1- 1	3- 4				
3- 1	0- 0	0- 0	HOME	0- 0	1- 1	2- 0				
2- 6	0- 1	0- 0	AWAY	1- 1	0- 0	1- 4				
0- 0	0- 0	0- 0	NEUTRAL	0- 0	0- 0	0- 0				
8- 2	0- 0	0- 0	CONFERENCE	0- 0	2- 0	6- 2				
4- 1	0- 0	0- 0	HOME	0- 0	0- 0	4- 1				
4- 1	0- 0	0- 0	AWAY	0- 0	2- 0	2- 1				
0- 0	0- 0	0- 0	NEUTRAL	0- 0	0- 0	0- 0				

RPI S	Opponent	Score	RPI S	Opponent	Score	RPI S	Opponent	Score	RPI S	Opponent	Score	Team's RPI: 147
12	A NC State	45 75				58	A Clemson	90 80	128	H High Point	71 62	
						94	A Princeton	57 65	130	A Fordham	60 56	
									142	H Appalachian St.	78 81	
									150	A Duquesne	62 47	
									153	A Charlotte	66 78	
									163	H William & Mary	76 65	
									190	A Elon	72 73	
									196	H Massachusetts	58 70	
									198	A UNC Asheville	56 69	
									207	H George Mason	67 59	
									208	A George Washington	62 42	
									212	H St. Bonaventure	67 55	
									228	A Rhode Island	77 67	
									245	A Gardner-Webb	49 54	
									255	A Saint Joseph's	54 66	
									256	H Richmond	78 55	
									285	H La Salle	80 61	
									316	A Charleston So.	72 34	
									335	H Presbyterian	83 56	
LAST 12 Division I GAMES:												
212	H St. Bonaventure	67 55	256	H Richmond	78 55							
255	A Saint Joseph's	54 66	228	A Rhode Island	77 67							
285	H La Salle	80 61	150	A Duquesne	62 47							
208	A George Washington	62 42	207	H George Mason	67 59							
130	A Fordham	60 56	12	A NC State	45 75							
196	H Massachusetts	58 70	153	A Charlotte	66 78							

Non-Div I Games: Queens (NC) 80 47

Davidson

■ Loss,
■ Non-Conf, S Site,
■ Home
■ Away
N Neutral

Average RPI Win:	192	WON-LOST	WINNING	LAST 10	STRENGTH OF	OPP. STRENGTH	TEAM	ADJ.	CONF.	ADJ CONF.
Average RPI Loss:	93	RECORD	PCT. RANK	GAMES	SCHEDULE	OF SCHEDULE	RPI	RPI	RPI	RPI
DIV. I ONLY	12- 9	132	0- 1	117	95	114	114	17	17	
DIV. I NON-CONF.	5- 6	177	0- 0	19	39	82	82	16	16	
TOTALS	RPI 1-25	RPI 26-50	W-L RECORDS	RPI 51-100	RPI 101-150	RPI 150+				
12- 9	1- 2	1- 1	OVERALL	1- 3	1- 1	8- 2				
9- 1	1- 0	0- 0	HOME	1- 1	1- 0	6- 0				
2- 7	0- 2	0- 1	AWAY	0- 1	0- 1	2- 2				
1- 1	0- 0	1- 0	NEUTRAL	0- 1	0- 0	0- 0				
5- 6	1- 2	1- 1	NON-CONFERENCE	1- 3	0- 0	2- 0				
4- 1	1- 0	0- 0	HOME	1- 1	0- 0	2- 0				
0- 4	0- 2	0- 1	AWAY	0- 1	0- 0	0- 0				
1- 1	0- 0	1- 0	NEUTRAL	0- 1	0- 0	0- 0				
7- 3	0- 0	0- 0	CONFERENCE	0- 0	1- 1	6- 2				
5- 0	0- 0	0- 0	HOME	0- 0	1- 0	4- 0				
2- 3	0- 0	0- 0	AWAY	0- 0	0- 1	2- 2				
0- 0	0- 0	0- 0	NEUTRAL	0- 0	0- 0	0- 0				

RPI S	Opponent	Score	RPI S	Opponent	Score	RPI S	Opponent	Score	RPI S	Opponent	Score	Team's RPI: 114
15	A South Carolina	55 65	35	A James Madison	55 68	67	A Green Bay	35 51	130	H Fordham	72 50	
17	A Maryland	71 82	42	N Georgia Tech	85 66	68	N Virginia Tech	57 69	150	A Duquesne	57 85	
25	H Buffalo	72 59				78	H Northeastern	79 84	195	A Saint Louis	65 68	
						87	H Toledo	70 49	196	H Massachusetts	75 47	
									208	A George Washington	45 46	
									212	A St. Bonaventure	62 49	
									228	A Rhode Island	74 62	
									247	H Colgate	67 58	
									255	H Saint Joseph's	72 65	
									256	H Richmond	71 50	
									285	H La Salle	84 45	
									336	H Evansville	69 30	
LAST 12 Division I GAMES:												
150	A Duquesne	57 85	212	A St. Bonaventure	62 49							
256	H Richmond	71 50	208	A George Washington	45 46							
228	A Rhode Island	74 62	196	H Massachusetts	75 47							
255	H Saint Joseph's	72 65	285	H La Salle	84 45							
195	A Saint Louis	65 68	42	N Georgia Tech	85 66							
130	H Fordham	72 50	68	N Virginia Tech	57 69							

Non-Div I Games:

Dayton

■ Loss,
 ■ Non-Conf,
 ■ S Site,
 ■ H Home
 ■ A Away
 N Neutral

Average RPI Win:	131	WON-LOST	WINNING	LAST 10	STRENGTH OF	OPP. STRENGTH	TEAM	ADJ.	CONF.	ADJ CONF.
Average RPI Loss:	38	RECORD	PCT. RANK	GAMES	SCHEDULE	OF SCHEDULE	RPI	RPI	RPI	RPI
DIV. I ONLY	17- 7	69	1- 0	41	11	34	34	6	6	
DIV. I NON-CONF.	9- 3	61	0- 0	101	9	43	43	5	5	
TOTALS	RPI 1-25	RPI 26-50	W-L RECORDS	RPI 51-100	RPI 101-150	RPI 150+				
17- 7	0- 5	3- 0	OVERALL	6- 0	2- 2	6- 0				
9- 4	0- 2	1- 0	HOME	3- 0	2- 2	3- 0				
6- 2	0- 2	2- 0	AWAY	1- 0	0- 0	3- 0				
2- 1	0- 1	0- 0	NEUTRAL	2- 0	0- 0	0- 0				
9- 3	0- 3	0- 0	NON-CONFERENCE	4- 0	0- 0	5- 0				
5- 1	0- 1	0- 0	HOME	2- 0	0- 0	3- 0				
2- 1	0- 1	0- 0	AWAY	0- 0	0- 0	2- 0				
2- 1	0- 1	0- 0	NEUTRAL	2- 0	0- 0	0- 0				
8- 4	0- 2	3- 0	CONFERENCE	2- 0	2- 2	1- 0				
4- 3	0- 1	1- 0	HOME	1- 0	2- 2	0- 0				
4- 1	0- 1	2- 0	AWAY	1- 0	0- 0	1- 0				
0- 0	0- 0	0- 0	NEUTRAL	0- 0	0- 0	0- 0				

RPI 1-25				RPI 26-50				Team's RPI: 34	RPI 51-100				RPI 101+			
RPI	S	Opponent	Score	RPI	S	Opponent	Score		RPI	S	Opponent	Score	RPI	S	Opponent	Score
1	H	Notre Dame	77 101	41	A	Villanova	66 59		54	N	Kansas St.	79 59	109	H	St. John's (NY)	73 64
6	A	UConn	63 99	41	H	Villanova	93 70		67	H	Green Bay	73 64	115	H	Creighton	82 85
8	A	Marquette	63 96	44	A	Butler	86 78		90	H	Northwestern	76 60	117	H	Providence	88 62
8	H	Marquette	87 93						91	A	Georgetown	69 64	120	H	Seton Hall	73 84
9	N	Syracuse	81 83						91	H	Georgetown	76 71	162	A	Oklahoma	87 76
									94	N	Princeton	82 67	170	H	Temple	102 88
													172	A	Xavier	73 71
													251	A	Loyola Chicago	102 76
													290	H	Tennessee St.	95 73
													345	H	Savannah St.	124 61
LAST 12 Division I GAMES:																
91	H	Georgetown	76 71	109	H	St. John's (NY)	73 64		41	A	Villanova	66 59	91	A	Georgetown	69 64
41	H	Villanova	93 70	41	A	Villanova	66 59		8	A	Marquette	63 96	117	H	Providence	88 62
8	H	Marquette	87 93	91	A	Georgetown	69 64		115	H	Creighton	82 85				
172	A	Xavier	73 71													
44	A	Butler	86 78													
120	H	Seton Hall	73 84													

Non-Div I Games:

DePaul

■ Loss,
 ■ Non-Conf, S Site,
 ■ Home
 ■ Away
 N Neutral

Delaware

Through Games Of Feb. 12, 2019

Average RPI Win:	234	WON-LOST	WINNING	LAST 10	STRENGTH OF	OPP. STRENGTH	TEAM	ADJ.	CONF.	ADJ CONF.
Average RPI Loss:	95	RECORD	PCT. RANK	GAMES	SCHEDULE	OF SCHEDULE	RPI	RPI	RPI	RPI
DIV. I ONLY	10- 12	196	1- 0	74	203	152	152	10	10	
DIV. I NON-CONF.	5- 7	206	1- 0	111	295	187	187	10	10	
TOTALS	RPI 1-25	RPI 26-50	W-L RECORDS	RPI 51-100	RPI 101-150	RPI 150+				
10- 12	0- 2	0- 1	OVERALL	0- 4	1- 3	9- 2				
4- 5	0- 2	0- 1	HOME	0- 1	1- 1	3- 0				
4- 5	0- 0	0- 0	AWAY	0- 3	0- 1	4- 1				
2- 2	0- 0	0- 0	NEUTRAL	0- 0	0- 1	2- 1				
5- 7	0- 2	0- 0	NON-CONFERENCE	0- 1	0- 2	5- 2				
2- 2	0- 2	0- 0	HOME	0- 0	0- 0	2- 0				
1- 3	0- 0	0- 0	AWAY	0- 1	0- 1	1- 1				
2- 2	0- 0	0- 0	NEUTRAL	0- 0	0- 1	2- 1				
5- 5	0- 0	0- 1	CONFERENCE	0- 3	1- 1	4- 0				
2- 3	0- 0	0- 1	HOME	0- 1	1- 1	1- 0				
3- 2	0- 0	0- 0	AWAY	0- 2	0- 0	3- 0				
0- 0	0- 0	0- 0	NEUTRAL	0- 0	0- 0	0- 0				

RPI S	Opponent	Score	RPI S	Opponent	Score	RPI S	Opponent	Score	RPI S	Opponent	Score	Team's RPI: 152
14	H UCF	60 71	35	H James Madison	43 68	77	A Drexel	41 58	103	H UNCW	65 53	
17	H Maryland	53 77				77	H Drexel	40 57	116	H Towson	48 56	
						78	A Northeastern	62 75	138	N Montana St.	60 69	
						83	A UNI	67 79	143	A Boston U.	61 72	
									156	N Bradley	47 59	
									163	A William & Mary	70 59	
									178	N Nicholls St.	71 56	
									190	A Elon	74 63	
									207	A George Mason	46 72	
									245	H Gardner-Webb	69 45	
									254	A Hofstra	78 59	
									255	H Saint Joseph's	48 39	
									291	H Col. of Charleston	74 50	
									311	N Lafayette	65 47	
									346	A Delaware St.	85 77	
LAST 12 Division I GAMES:												
311	N Lafayette	65 47	103	H UNCW	65 53							
178	N Nicholls St.	71 56	78	A Northeastern	62 75							
77	A Drexel	41 58	254	A Hofstra	78 59							
190	A Elon	74 63	77	H Drexel	40 57							
163	A William & Mary	70 59	116	H Towson	48 56							
291	H Col. of Charleston	74 50	35	H James Madison	43 68							

Non-Div I Games:

Delaware

Loss, Non-Conf, S Site, H Home A Away N Neutral

Average RPI Win:	343	WON-LOST	WINNING	LAST 10	STRENGTH OF	OPP. STRENGTH	TEAM	ADJ.	CONF.	ADJ CONF.
Average RPI Loss:	220	RECORD	PCT. RANK	GAMES	SCHEDULE	OF SCHEDULE	RPI	RPI	RPI	RPI
DIV. I ONLY	2- 18	337	0- 1	294	348	346	346	32	32	
DIV. I NON-CONF.	0- 9	336	0- 0	128	245	323	323	32	32	
TOTALS	RPI 1-25	RPI 26-50	W-L RECORDS	RPI 51-100	RPI 101-150	RPI 150+				
2- 18	0- 0	0- 1	OVERALL	0- 0	0- 2	2- 15				
2- 5	0- 0	0- 1	HOME	0- 0	0- 0	2- 4				
0- 13	0- 0	0- 0	AWAY	0- 0	0- 2	0- 11				
0- 0	0- 0	0- 0	NEUTRAL	0- 0	0- 0	0- 0				
0- 9	0- 0	0- 1	NON-CONFERENCE	0- 0	0- 2	0- 6				
0- 2	0- 0	0- 1	HOME	0- 0	0- 0	0- 1				
0- 7	0- 0	0- 0	AWAY	0- 0	0- 2	0- 5				
0- 0	0- 0	0- 0	NEUTRAL	0- 0	0- 0	0- 0				
2- 9	0- 0	0- 0	CONFERENCE	0- 0	0- 0	2- 9				
2- 3	0- 0	0- 0	HOME	0- 0	0- 0	2- 3				
0- 6	0- 0	0- 0	AWAY	0- 0	0- 0	0- 6				
0- 0	0- 0	0- 0	NEUTRAL	0- 0	0- 0	0- 0				

RPI 1-25			RPI 26-50			RPI 51-100			RPI 101+			Team's RPI: 346
RPI	S	Opponent	Score	RPI	S	Opponent	Score	RPI	S	Opponent	Score	
				35	H	James Madison	57 103					
								108	A	VCU	55 97	
								109	A	St. John's (NY)	44 82	
								152	H	Delaware	77 85	
								170	A	Temple	61 75	
								172	A	Xavier	59 80	
								218	A	Robert Morris	63 64	
								220	A	N.C. A&T	49 72	
								220	H	N.C. A&T	47 67	
								226	A	Marshall	63 75	
								230	A	Howard	62 78	
								239	A	Bethune-Cookman	55 67	
								266	A	Norfolk St.	50 63	
								275	A	Cornell	59 94	
								305	H	South Carolina St.	60 63	
								326	H	Coppin St.	57 71	
								341	A	N.C. Central	64 65	
								341	H	N.C. Central	71 61	
								345	H	Savannah St.	66 58	
								349	A	Florida A&M	52 57	
LAST 12 Division I GAMES:												
341	A	N.C. Central	64 65	239	A	Bethune-Cookman	55 67					
220	A	N.C. A&T	49 72	341	H	N.C. Central	71 61					
305	H	South Carolina St.	60 63	220	H	N.C. A&T	47 67					
345	H	Savannah St.	66 58	326	H	Coppin St.	57 71					
230	A	Howard	62 78	266	A	Norfolk St.	50 63					
349	A	Florida A&M	52 57	108	A	VCU	55 97					

Non-Div I Games: Post 65 53 Cheyney 79 59

Delaware St.

■ Loss,
 ■ Non-Conf,
 ■ S Site,
 ■ Home
 ■ A Away
 N Neutral

Average RPI Win:	202	WON-LOST	WINNING	LAST 10	STRENGTH OF	OPP. STRENGTH	TEAM	ADJ.	CONF.	ADJ CONF.
Average RPI Loss:	156	RECORD	PCT. RANK	GAMES	SCHEDULE	OF SCHEDULE	RPI	RPI	RPI	RPI
DIV. I ONLY	13- 11	150	1- 0	209	156	169	169	19	19	
DIV. I NON-CONF.	7- 6	153	0- 0	179	133	160	160	19	19	
TOTALS	RPI 1-25	RPI 26-50	W-L RECORDS	RPI 51-100	RPI 101-150	RPI 150+				
13- 11	0- 0	1- 3	OVERALL	3- 2	0- 0	9- 6				
10- 2	0- 0	1- 1	HOME	3- 0	0- 0	6- 1				
3- 9	0- 0	0- 2	AWAY	0- 2	0- 0	3- 5				
0- 0	0- 0	0- 0	NEUTRAL	0- 0	0- 0	0- 0				
7- 6	0- 0	0- 1	NON-CONFERENCE	3- 2	0- 0	4- 3				
6- 1	0- 0	0- 0	HOME	3- 0	0- 0	3- 1				
1- 5	0- 0	0- 1	AWAY	0- 2	0- 0	1- 2				
0- 0	0- 0	0- 0	NEUTRAL	0- 0	0- 0	0- 0				
6- 5	0- 0	1- 2	CONFERENCE	0- 0	0- 0	5- 3				
4- 1	0- 0	1- 1	HOME	0- 0	0- 0	3- 0				
2- 4	0- 0	0- 1	AWAY	0- 0	0- 0	2- 3				
0- 0	0- 0	0- 0	NEUTRAL	0- 0	0- 0	0- 0				

RPI S	Opponent	Score	RPI S	Opponent	Score	RPI S	Opponent	Score	RPI S	Opponent	Score	Team's RPI: 169
29	A South Dakota St.	59 76	29	H South Dakota St.	67 83	59	H Lamar University	117 110	166	A New Mexico St.	64 66	
39	H South Dakota	104 99	95	H American	83 54	175	A Oral Roberts	66 74	175	H Oral Roberts	93 76	
47	A Wyoming	74 78	98	A Nebraska	71 96	175	H Oral Roberts	93 76	212	H St. Bonaventure	76 62	
			99	A Northern Colo.	66 74	217	A Western Ill.	78 87	224	H North Dakota	87 66	
			100	H Loyola Marymount	104 75	236	H UMKC	92 75	249	A Colorado St.	79 84	
						252	H Air Force	92 66	268	H Samford	83 87	
						271	A Southern Utah	71 70	319	A Omaha	95 68	
						320	A North Dakota St.	87 67	320	H North Dakota St.	81 54	
						334	A Purdue Fort Wayne	55 70				
LAST 12 Division I GAMES:												
320	A North Dakota St.	87 67	29	A South Dakota St.	59 76							
175	A Oral Roberts	66 74	224	H North Dakota	87 66							
29	H South Dakota St.	67 83	39	H South Dakota	104 99							
334	A Purdue Fort Wayne	55 70	217	A Western Ill.	78 87							
175	H Oral Roberts	93 76	319	A Omaha	95 68							
320	H North Dakota St.	81 54	249	A Colorado St.	79 84							

Non-Div I Games:

Denver

Detroit Mercy

Through Games Of Feb. 12, 2019

Average RPI Win:	318	WON-LOST	WINNING	LAST 10	STRENGTH OF	OPP. STRENGTH	TEAM	ADJ.	CONF.	ADJ CONF.
Average RPI Loss:	186	RECORD	PCT. RANK	GAMES	SCHEDULE	OF SCHEDULE	RPI	RPI	RPI	RPI
DIV. I ONLY	2- 20	341	0- 1	301	211	339	339	20	20	
DIV. I NON-CONF.	1- 9	326	0- 0	271	207	325	325	17	17	
TOTALS	RPI 1-25	RPI 26-50	W-L RECORDS	RPI 51-100	RPI 101-150	RPI 150+				
2- 20	0- 0	0- 0	OVERALL	0- 5	0- 4	2- 11				
0- 8	0- 0	0- 0	HOME	0- 2	0- 1	0- 5				
2- 12	0- 0	0- 0	AWAY	0- 3	0- 3	2- 6				
0- 0	0- 0	0- 0	NEUTRAL	0- 0	0- 0	0- 0				
1- 9	0- 0	0- 0	NON-CONFERENCE	0- 3	0- 1	1- 5				
0- 3	0- 0	0- 0	HOME	0- 1	0- 0	0- 2				
1- 6	0- 0	0- 0	AWAY	0- 2	0- 1	1- 3				
0- 0	0- 0	0- 0	NEUTRAL	0- 0	0- 0	0- 0				
1- 11	0- 0	0- 0	CONFERENCE	0- 2	0- 3	1- 6				
0- 5	0- 0	0- 0	HOME	0- 1	0- 1	0- 3				
1- 6	0- 0	0- 0	AWAY	0- 1	0- 2	1- 3				
0- 0	0- 0	0- 0	NEUTRAL	0- 0	0- 0	0- 0				

RPI S	Opponent	Score	RPI S	Opponent	Score	RPI S	Opponent	Score	RPI S	Opponent	Score
						57	A Michigan	62 95	107	A Ohio St.	41 55
						62	H Miami (OH)	59 78	123	A IUPUI	47 82
						67	H Green Bay	40 65	126	A Youngstown St.	45 91
						76	A Wright St.	59 78	126	H Youngstown St.	59 85
						87	A Toledo	60 77	183	A Eastern Mich.	53 60
									193	H Milwaukee	44 62
									231	A Bowling Green	73 79
									251	A Loyola Chicago	43 52
									269	A Cleveland St.	51 67
									269	H Cleveland St.	49 67
									280	A Northern Ky.	56 68
									284	H Western Mich.	44 54
									301	A Oakland	67 74
									301	H Oakland	65 76
									306	A Manhattan	58 56
									319	H Omaha	42 51
									329	A UIC	42 36
LAST 12 Division I GAMES:											
301	H Oakland	65 76	67	H Green Bay	40 65						
126	A Youngstown St.	45 91	329	A UIC	42 36						
269	A Cleveland St.	51 67	123	A IUPUI	47 82						
76	A Wright St.	59 78	301	A Oakland	67 74						
280	A Northern Ky.	56 68	269	H Cleveland St.	49 67						
193	H Milwaukee	44 62	126	H Youngstown St.	59 85						

Non-Div I Games: Mich.-Dearborn 68 60

Detroit Mercy

Loss, Non-Conf, S Site, H Home A Away N Neutral

Drake

Through Games Of Feb. 12, 2019

Average RPI Win:	167	WON-LOST	WINNING	LAST 10	STRENGTH OF	OPP. STRENGTH	TEAM	ADJ.	CONF.	ADJ CONF.
Average RPI Loss:	23	RECORD	PCT. RANK	GAMES	SCHEDULE	OF SCHEDULE	RPI	RPI	RPI	RPI
DIV. I ONLY	17- 5	40	1- 0	46	76	22	22	13	13	
DIV. I NON-CONF.	7- 4	108	1- 0	6	2	11	11	15	15	
TOTALS	RPI 1-25	RPI 26-50	W-L RECORDS	RPI 51-100	RPI 101-150	RPI 150+				
17- 5	2- 3	1- 1	OVERALL	2- 1	1- 0	11- 0				
5- 2	0- 1	1- 0	HOME	0- 1	0- 0	4- 0				
10- 2	0- 1	0- 1	AWAY	2- 0	1- 0	7- 0				
2- 1	2- 1	0- 0	NEUTRAL	0- 0	0- 0	0- 0				
7- 4	2- 3	1- 1	NON-CONFERENCE	1- 0	1- 0	2- 0				
2- 1	0- 1	1- 0	HOME	0- 0	0- 0	1- 0				
3- 2	0- 1	0- 1	AWAY	1- 0	1- 0	1- 0				
2- 1	2- 1	0- 0	NEUTRAL	0- 0	0- 0	0- 0				
10- 1	0- 0	0- 0	CONFERENCE	1- 1	0- 0	9- 0				
3- 1	0- 0	0- 0	HOME	0- 1	0- 0	3- 0				
7- 0	0- 0	0- 0	AWAY	1- 0	0- 0	6- 0				
0- 0	0- 0	0- 0	NEUTRAL	0- 0	0- 0	0- 0				

RPI	S	Opponent	Score
1	N	Notre Dame	64 82
10	A	Iowa St.	81 86
11	H	Iowa	82 91
15	N	South Carolina	90 85
19	N	Rutgers	69 59

RPI	S	Opponent	Score
29	A	South Dakota St.	71 80
39	H	South Dakota	76 64

RPI	S	Opponent	Score
63	H	Missouri St.	79 85
83	A	UNI	88 64
98	A	Nebraska	83 77

RPI	S	Opponent	Score
115	A	Creighton	85 69
156	A	Bradley	92 63
158	H	CSUN	73 63
160	H	Southern Ill.	94 66
173	A	Indiana St.	70 68
191	A	Illinois St.	82 64
217	A	Western Ill.	98 71
251	A	Loyola Chicago	83 55
251	H	Loyola Chicago	69 60
292	A	Valparaiso	88 62
292	H	Valparaiso	84 53
336	A	Evansville	78 47

LAST 12 Division I GAMES:

15	N	South Carolina	90 85	336	A	Evansville	78 47
1	N	Notre Dame	64 82	173	A	Indiana St.	70 68
251	A	Loyola Chicago	83 55	83	A	UNI	88 64
292	A	Valparaiso	88 62	292	H	Valparaiso	84 53
160	H	Southern Ill.	94 66	251	H	Loyola Chicago	69 60
63	H	Missouri St.	79 85	191	A	Illinois St.	82 64

Non-Div I Games: Clarke 91 43

Drake

Loss, Non-Conf, S Site, H Home A Away N Neutral

Average RPI Win:	208	WON-LOST	WINNING	LAST 10	STRENGTH OF	OPP. STRENGTH	TEAM	ADJ.	CONF.	ADJ CONF.
Average RPI Loss:	72	RECORD	PCT. RANK	GAMES	SCHEDULE	OF SCHEDULE	RPI	RPI	RPI	RPI
DIV. I ONLY	16- 5	41	1- 0	136	165	77	77	10	10	
DIV. I NON-CONF.	8- 3	72	1- 0	160	253	97	97	10	10	
TOTALS	RPI 1-25	RPI 26-50	W-L RECORDS	RPI 51-100	RPI 101-150	RPI 150+				
16- 5	0- 0	1- 1	OVERALL	1- 3	1- 1	13- 0				
6- 4	0- 0	1- 1	HOME	0- 2	1- 1	4- 0				
9- 0	0- 0	0- 0	AWAY	1- 0	0- 0	8- 0				
1- 1	0- 0	0- 0	NEUTRAL	0- 1	0- 0	1- 0				
8- 3	0- 0	1- 0	NON-CONFERENCE	0- 3	0- 0	7- 0				
3- 2	0- 0	1- 0	HOME	0- 2	0- 0	2- 0				
4- 0	0- 0	0- 0	AWAY	0- 0	0- 0	4- 0				
1- 1	0- 0	0- 0	NEUTRAL	0- 1	0- 0	1- 0				
8- 2	0- 0	0- 1	CONFERENCE	1- 0	1- 1	6- 0				
3- 2	0- 0	0- 1	HOME	0- 0	1- 1	2- 0				
5- 0	0- 0	0- 0	AWAY	1- 0	0- 0	4- 0				
0- 0	0- 0	0- 0	NEUTRAL	0- 0	0- 0	0- 0				

RPI S	Opponent	Score	RPI S	Opponent	Score	RPI S	Opponent	Score	RPI S	Opponent	Score
35	H James Madison	35 51	45	H Bucknell	64 42	65	H Quinnipiac	52 56	103	H UNCW	67 55
						69	H Penn	39 55	116	H Towson	54 55
						76	N Wright St.	63 71	152	A Delaware	57 40
						78	A Northeastern	61 59	152	H Delaware	58 41
									163	A William & Mary	62 58
									190	A Elon	59 44
									245	H Gardner-Webb	65 48
									254	A Hofstra	61 49
									255	H Saint Joseph's	51 34
									256	A Richmond	58 35
									277	A Vermont	60 44
									278	N Siena	51 39
									285	A La Salle	58 43
									291	H Col. of Charleston	76 53
									306	A Manhattan	53 39
LAST 12 Division I GAMES:											
277	A Vermont	60 44	254	A Hofstra	61 49						
152	H Delaware	58 41	78	A Northeastern	61 59						
163	A William & Mary	62 58	152	A Delaware	57 40						
190	A Elon	59 44	35	H James Madison	35 51						
103	H UNCW	67 55	116	H Towson	54 55						
291	H Col. of Charleston	76 53	256	A Richmond	58 35						

Non-Div I Games:

Drexel

■ Loss,
■ Non-Conf, S Site,
■ Home
■ Away
N Neutral

Average RPI Win: 140	WON-LOST	WINNING	LAST 10	STRENGTH OF	OPP. STRENGTH	TEAM	ADJ.	CONF.	ADJ CONF.
Average RPI Loss: 50	RECORD	PCT. RANK	GAMES	SCHEDULE	OF SCHEDULE	RPI	RPI	RPI	RPI
DIV. I ONLY	11- 12	174	0- 1	24	8	74	74	1	1
DIV. I NON-CONF.	8- 4	91	0- 1	87	57	55	55	1	1
TOTALS	RPI 1-25	RPI 26-50	W-L RECORDS	RPI 51-100	RPI 101-150	RPI 150+			
11- 12	1- 5	0- 3	OVERALL	2- 2	3- 2	5- 0			
7- 3	0- 3	0- 0	HOME	1- 0	3- 0	3- 0			
3- 7	1- 2	0- 2	AWAY	1- 2	0- 1	1- 0			
1- 2	0- 0	0- 1	NEUTRAL	0- 0	0- 1	1- 0			
8- 4	0- 0	0- 2	NON-CONFERENCE	2- 1	1- 1	5- 0			
5- 0	0- 0	0- 0	HOME	1- 0	1- 0	3- 0			
2- 2	0- 0	0- 1	AWAY	1- 1	0- 0	1- 0			
1- 2	0- 0	0- 1	NEUTRAL	0- 0	0- 1	1- 0			
3- 8	1- 5	0- 1	CONFERENCE	0- 1	2- 1	0- 0			
2- 3	0- 3	0- 0	HOME	0- 0	2- 0	0- 0			
1- 5	1- 2	0- 1	AWAY	0- 1	0- 1	0- 0			
0- 0	0- 0	0- 0	NEUTRAL	0- 0	0- 0	0- 0			

RPI S Opponent	Score	RPI S Opponent	Score	RPI S Opponent	Score	RPI S Opponent	Score
3 H Louisville	51 73	30 A Oregon St.	57 71	72 H FGCU	57 41	105 A Boston College	90 92
9 H Syracuse	55 64	33 N Missouri	54 62	75 A Maine	66 63	119 H Wake Forest	66 52
12 A NC State	51 63	42 A Georgia Tech	64 70	90 A Northwestern	58 84	127 H Pittsburgh	74 55
16 A Florida St.	62 66			96 A Virginia	47 53	145 H Marist	64 56
23 H Miami (FL)	50 58					146 N Washington	64 71
24 A North Carolina	85 69					182 N Ball St.	79 62
						188 A Wisconsin	60 53
						190 H Elon	81 64
						203 H East Carolina	83 66
						216 H UNLV	66 38
LAST 12 Division I GAMES:							
33 N Missouri	54 62	9 H Syracuse	55 64				
182 N Ball St.	79 62	119 H Wake Forest	66 52				
96 A Virginia	47 53	16 A Florida St.	62 66				
24 A North Carolina	85 69	23 H Miami (FL)	50 58				
127 H Pittsburgh	74 55	42 A Georgia Tech	64 70				
105 A Boston College	90 92	3 H Louisville	51 73				

Non-Div I Games:

Duke

■ Loss,
 ■ Non-Conf, S Site,
 ■ Home
 ■ Away
 N Neutral

Average RPI Win: 203	WON-LOST	WINNING	LAST 10	STRENGTH OF	OPP. STRENGTH	TEAM	ADJ.	CONF.	ADJ CONF.
Average RPI Loss: 111	RECORD	PCT. RANK	GAMES	SCHEDULE	OF SCHEDULE	RPI	RPI	RPI	RPI
DIV. I ONLY	12- 11	156	1- 0	167	92	150	150	17	17
DIV. I NON-CONF.	6- 7	172	0- 0	102	21	124	124	16	16
TOTALS	RPI 1-25	RPI 26-50	W-L RECORDS	RPI 51-100	RPI 101-150	RPI 150+			
12- 11	0- 2	0- 2	OVERALL	1- 1	2- 3	9- 3			
6- 4	0- 1	0- 0	HOME	0- 0	1- 2	5- 1			
6- 5	0- 0	0- 2	AWAY	1- 1	1- 1	4- 1			
0- 2	0- 1	0- 0	NEUTRAL	0- 0	0- 0	0- 1			
6- 7	0- 2	0- 2	NON-CONFERENCE	1- 1	1- 1	4- 1			
3- 2	0- 1	0- 0	HOME	0- 0	0- 1	3- 0			
3- 3	0- 0	0- 2	AWAY	1- 1	1- 0	1- 0			
0- 2	0- 1	0- 0	NEUTRAL	0- 0	0- 0	0- 1			
6- 4	0- 0	0- 0	CONFERENCE	0- 0	1- 2	5- 2			
3- 2	0- 0	0- 0	HOME	0- 0	1- 1	2- 1			
3- 2	0- 0	0- 0	AWAY	0- 0	0- 1	3- 1			
0- 0	0- 0	0- 0	NEUTRAL	0- 0	0- 0	0- 0			

RPI 1-25				RPI 26-50				RPI 51-100				RPI 101+ Team's RPI: 150			
RPI	S	Opponent	Score	RPI	S	Opponent	Score	RPI	S	Opponent	Score	RPI	S	Opponent	Score
9	N	Syracuse	71 87	28	A	Texas	41 78	85	A	Kent St.	77 72	114	H	Dayton	85 57
14	H	UCF	63 71	43	A	TCU	48 61	87	A	Toledo	52 65	127	H	Pittsburgh	58 66
												130	A	Fordham	46 57
												133	A	Penn St.	64 58
												147	H	Davidson	47 62
												170	H	Temple	54 53
												196	A	Massachusetts	66 69
												207	A	George Mason	60 57
												208	H	George Washington	54 55
												212	A	St. Bonaventure	60 54
												214	A	Saint Francis (PA)	93 73
												237	N	Liberty	51 55
												242	H	ETSU	66 58
												255	H	Saint Joseph's	81 73
												256	H	Richmond	80 54
												263	H	Mt. St. Mary's	73 64
												285	A	La Salle	66 62
LAST 12 Division I GAMES:															
114	H	Dayton	85 57	255	H	Saint Joseph's	81 73								
196	A	Massachusetts	66 69	207	A	George Mason	60 57								
130	A	Fordham	46 57	147	H	Davidson	47 62								
208	H	George Washington	54 55	212	A	St. Bonaventure	60 54								
285	A	La Salle	66 62	170	H	Temple	54 53								
256	H	Richmond	80 54	127	H	Pittsburgh	58 66								

Non-Div I Games:

Duquesne

■ Loss,
 ■ Non-Conf, S Site,
 ■ Home
 ■ Away
 N Neutral

**E
T
S
U**

ETSU

ETSU

Page 75

East Carolina

Through Games Of Feb. 12, 2019

Average RPI Win:	250	WON-LOST	WINNING	LAST 10	STRENGTH OF	OPP. STRENGTH	TEAM	ADJ.	CONF.	ADJ CONF.
Average RPI Loss:	132	RECORD	PCT. RANK	GAMES	SCHEDULE	OF SCHEDULE	RPI	RPI	RPI	RPI
DIV. I ONLY	12- 11	156	1- 0	234	180	203	203	9	9	
DIV. I NON-CONF.	9- 4	85	0- 0	309	280	198	198	9	9	
TOTALS	RPI 1-25	RPI 26-50	W-L RECORDS	RPI 51-100	RPI 101-150	RPI 150+				
12- 11	0- 2	0- 0	OVERALL	0- 1	2- 3	10- 5				
10- 3	0- 1	0- 0	HOME	0- 0	2- 2	8- 0				
0- 8	0- 1	0- 0	AWAY	0- 1	0- 1	0- 5				
2- 0	0- 0	0- 0	NEUTRAL	0- 0	0- 0	2- 0				
9- 4	0- 0	0- 0	NON-CONFERENCE	0- 1	1- 1	8- 2				
7- 1	0- 0	0- 0	HOME	0- 0	1- 1	6- 0				
0- 3	0- 0	0- 0	AWAY	0- 1	0- 0	0- 2				
2- 0	0- 0	0- 0	NEUTRAL	0- 0	0- 0	2- 0				
3- 7	0- 2	0- 0	CONFERENCE	0- 0	1- 2	2- 3				
3- 2	0- 1	0- 0	HOME	0- 0	1- 1	2- 0				
0- 5	0- 1	0- 0	AWAY	0- 0	0- 1	0- 3				
0- 0	0- 0	0- 0	NEUTRAL	0- 0	0- 0	0- 0				

RPI 1-25				RPI 26-50				RPI 51-100				RPI 101+ Team's RPI: 203			
RPI	S	Opponent	Score	RPI	S	Opponent	Score	RPI	S	Opponent	Score	RPI	S	Opponent	Score
6	A	UConn	55 118					74	A	Duke	66 83	103	H	UNCW	68 71
14	H	UCF	58 61									119	H	Wake Forest	70 61
												144	A	Tulane	57 68
												144	H	Tulane	63 61
												149	H	Tulsa	55 75
												153	A	Charlotte	46 52
												163	A	William & Mary	43 63
												170	A	Temple	62 84
												177	H	UMES	84 69
												213	H	Monmouth	73 67
												229	A	Memphis	46 58
												229	H	Memphis	68 59
												237	H	Liberty	66 63
												248	A	Wichita St.	47 57
												248	H	Wichita St.	78 56
												304	H	Kennesaw St.	68 56
												305	N	South Carolina St.	71 63
												338	H	Grand Canyon	59 47
												340	N	Longwood	61 52
												343	H	USC Upstate	63 53
LAST 12 Division I GAMES:															
229	H	Memphis	68 59	229	A	Memphis	46 58								
6	A	UConn	55 118	149	H	Tulsa	55 75								
144	H	Tulane	63 61	248	H	Wichita St.	78 56								
248	A	Wichita St.	47 57	144	A	Tulane	57 68								
170	A	Temple	62 84	103	H	UNCW	68 71								
14	H	UCF	58 61	74	A	Duke	66 83								

Non-Div I Games:

East Carolina

Loss, Non-Conf, S Site, H Home A Away N Neutral

Average RPI Win:	251	WON-LOST	WINNING	LAST 10	STRENGTH OF	OPP. STRENGTH	TEAM	ADJ.	CONF.	ADJ CONF.
Average RPI Loss:	184	RECORD	PCT. RANK	GAMES	SCHEDULE	OF SCHEDULE	RPI	RPI	RPI	RPI
DIV. I ONLY	7- 13	251	1- 0	226	304	270	270	22	22	
DIV. I NON-CONF.	3- 5	227	0- 0	194	256	215	215	21	21	
TOTALS	RPI 1-25	RPI 26-50	W-L RECORDS	RPI 51-100	RPI 101-150	RPI 150+				
7- 13	0- 0	0- 1	OVERALL	0- 1	1- 3	6- 8				
5- 3	0- 0	0- 0	HOME	0- 0	1- 1	4- 2				
1- 10	0- 0	0- 1	AWAY	0- 1	0- 2	1- 6				
1- 0	0- 0	0- 0	NEUTRAL	0- 0	0- 0	1- 0				
3- 5	0- 0	0- 1	NON-CONFERENCE	0- 1	0- 0	3- 3				
2- 0	0- 0	0- 0	HOME	0- 0	0- 0	2- 0				
0- 5	0- 0	0- 1	AWAY	0- 1	0- 0	0- 3				
1- 0	0- 0	0- 0	NEUTRAL	0- 0	0- 0	1- 0				
4- 8	0- 0	0- 0	CONFERENCE	0- 0	1- 3	3- 5				
3- 3	0- 0	0- 0	HOME	0- 0	1- 1	2- 2				
1- 5	0- 0	0- 0	AWAY	0- 0	0- 2	1- 3				
0- 0	0- 0	0- 0	NEUTRAL	0- 0	0- 0	0- 0				

RPI S	Opponent	Score	RPI S	Opponent	Score	RPI S	Opponent	Score	RPI S	Opponent	Score	Team's RPI: 270
44	A Butler	37 72	97	A Northern Ill.	59 78	121	H Morehead St.	57 67	132	A Tennessee Tech	88 99	
						136	A UT Martin	66 90	136	H UT Martin	77 71	
						156	A Bradley	64 67	160	A Southern Ill.	59 73	
						173	H Indiana St.	63 39	202	A Jacksonville St.	49 78	
						217	N Western Ill.	64 62	222	A Southeast Mo. St.	57 72	
						257	H SIUE	56 65	282	A Murray St.	51 60	
						282	H Murray St.	75 67	287	A Austin Peay	67 57	
						287	H Austin Peay	60 73	292	A Valparaiso	60 62	
						327	H Eastern Ky.	80 60	334	H Purdue Fort Wayne	72 63	
LAST 12 Division I GAMES:												
287	A Austin Peay	67 57	287	H Austin Peay	60 73							
282	A Murray St.	51 60	282	H Murray St.	75 67							
121	H Morehead St.	57 67	132	A Tennessee Tech	88 99							
327	H Eastern Ky.	80 60	202	A Jacksonville St.	49 78							
222	A Southeast Mo. St.	57 72	257	H SIUE	56 65							
136	A UT Martin	66 90	136	H UT Martin	77 71							

Non-Div I Games: Lincoln Christian 97 34 Eureka 104 48 Oakland City 102 43

Eastern Ill.

Average RPI Win:	0	WON-LOST	WINNING	LAST 10	STRENGTH OF	OPP. STRENGTH	TEAM	ADJ.	CONF.	ADJ CONF.
Average RPI Loss:	170	RECORD	PCT. RANK	GAMES	SCHEDULE	OF SCHEDULE	RPI	RPI	RPI	RPI
DIV. I ONLY	0- 21	351	0- 1	118	262	327	327	22	22	
DIV. I NON-CONF.	0- 9	336	0- 1	21	226	261	261	21	21	
TOTALS	RPI 1-25	RPI 26-50	W-L RECORDS	RPI 51-100	RPI 101-150	RPI 150+				
0- 21	0- 1	0- 1	OVERALL	0- 5	0- 3	0- 11				
0- 8	0- 0	0- 0	HOME	0- 1	0- 2	0- 5				
0- 11	0- 0	0- 1	AWAY	0- 3	0- 1	0- 6				
0- 2	0- 1	0- 0	NEUTRAL	0- 1	0- 0	0- 0				
0- 9	0- 1	0- 1	NON-CONFERENCE	0- 3	0- 1	0- 3				
0- 2	0- 0	0- 0	HOME	0- 0	0- 0	0- 2				
0- 5	0- 0	0- 1	AWAY	0- 2	0- 1	0- 1				
0- 2	0- 1	0- 0	NEUTRAL	0- 1	0- 0	0- 0				
0- 12	0- 0	0- 0	CONFERENCE	0- 2	0- 2	0- 8				
0- 6	0- 0	0- 0	HOME	0- 1	0- 2	0- 3				
0- 6	0- 0	0- 0	AWAY	0- 1	0- 0	0- 5				
0- 0	0- 0	0- 0	NEUTRAL	0- 0	0- 0	0- 0				

RPI S	Opponent	Score	RPI S	Opponent	Score	RPI S	Opponent	Score	RPI S	Opponent	Score	Team's RPI: 327
16 N	Florida St.	45 62	32 A	Ohio	60 100	62 A	Miami (OH)	44 60	132 H	Tennessee Tech	68 81	
						64 A	Belmont	43 69	135 A	Akron	54 63	
						64 H	Belmont	52 87	136 H	UT Martin	61 87	
						70 A	West Virginia	29 78	195 H	Saint Louis	43 70	
						70 N	West Virginia	39 81	202 H	Jacksonville St.	44 53	
									207 H	George Mason	75 91	
									222 H	Southeast Mo. St.	42 52	
									257 A	SIUE	55 74	
									270 A	Eastern Ill.	60 80	
									282 A	Murray St.	63 81	
									284 A	Western Mich.	53 64	
									287 A	Austin Peay	65 100	
									290 A	Tennessee St.	38 60	
									290 H	Tennessee St.	31 57	
LAST 12 Division I GAMES:												
	70 N	West Virginia	39	81		202 H	Jacksonville St.	44	53			
	290 H	Tennessee St.	31	57		222 H	Southeast Mo. St.	42	52			
	64 H	Belmont	52	87		136 H	UT Martin	61	87			
	257 A	SIUE	55	74		64 A	Belmont	43	69			
	270 A	Eastern Ill.	60	80		290 A	Tennessee St.	38	60			
	132 H	Tennessee Tech	68	81		282 A	Murray St.	63	81			

Non-Div I Games: Brescia 70 41 Ky. Christian 90 35

Eastern Ky.

■ Loss,
 ■ Non-Conf,
 ■ S Site,
 ■ Home
 ■ A Away
 N Neutral

Average RPI Win:	272	WON-LOST	WINNING	LAST 10	STRENGTH OF	OPP. STRENGTH	TEAM	ADJ.	CONF.	ADJ CONF.
Average RPI Loss:	88	RECORD	PCT. RANK	GAMES	SCHEDULE	OF SCHEDULE	RPI	RPI	RPI	RPI
DIV. I ONLY	9- 11	204	0- 1	169	143	183	183	7	7	
DIV. I NON-CONF.	6- 4	125	0- 0	334	257	249	249	8	8	
TOTALS	RPI 1-25	RPI 26-50	W-L RECORDS	RPI 51-100	RPI 101-150	RPI 150+				
9- 11	0- 2	0- 3	OVERALL	0- 4	1- 0	8- 2				
6- 2	0- 1	0- 0	HOME	0- 1	0- 0	6- 0				
3- 6	0- 0	0- 2	AWAY	0- 3	1- 0	2- 1				
0- 3	0- 1	0- 1	NEUTRAL	0- 0	0- 0	0- 1				
6- 4	0- 1	0- 1	NON-CONFERENCE	0- 0	0- 0	6- 2				
4- 0	0- 0	0- 0	HOME	0- 0	0- 0	4- 0				
2- 1	0- 0	0- 0	AWAY	0- 0	0- 0	2- 1				
0- 3	0- 1	0- 1	NEUTRAL	0- 0	0- 0	0- 1				
3- 7	0- 1	0- 2	CONFERENCE	0- 4	1- 0	2- 0				
2- 2	0- 1	0- 0	HOME	0- 1	0- 0	2- 0				
1- 5	0- 0	0- 2	AWAY	0- 3	1- 0	0- 0				
0- 0	0- 0	0- 0	NEUTRAL	0- 0	0- 0	0- 0				

RPI 1-25				RPI 26-50				RPI 51-100				RPI 101+				Team's RPI: 183	
RPI	S	Opponent	Score	RPI	S	Opponent	Score	RPI	S	Opponent	Score	RPI	S	Opponent	Score		
10	N	Iowa St.	59 85	27	A	Central Mich.	61 71	62	A	Miami (OH)	58 63	135	A	Akron	72 60		
25	H	Buffalo	84 91	32	A	Ohio	44 85	85	A	Kent St.	64 71	186	A	Illinois	66 72		
				44	N	Butler	63 73	87	A	Toledo	43 63	191	H	Illinois St.	50 41		
								97	H	Northern Ill.	65 68	231	H	Bowling Green	81 74		
												269	H	Cleveland St.	69 63		
												284	H	Western Mich.	64 61		
												314	N	UNC Greensboro	44 49		
												329	H	UIC	52 38		
												334	A	Purdue Fort Wayne	87 72		
												339	H	Detroit Mercy	60 53		
												340	A	Longwood	64 45		
LAST 12 Division I GAMES:																	
				87	A	Toledo	43 63	135	A	Akron	72 60						
				62	A	Miami (OH)	58 63	284	H	Western Mich.	64 61						
				97	H	Northern Ill.	65 68	25	H	Buffalo	84 91						
				27	A	Central Mich.	61 71	85	A	Kent St.	64 71						
				231	H	Bowling Green	81 74	44	N	Butler	63 73						
				32	A	Ohio	44 85	314	N	UNC Greensboro	44 49						

Non-Div I Games: Northwood 53 39

Eastern Mich.

■ Loss,
 ■ Non-Conf,
 ■ S Site,
 ■ Home
 ■ A Away
 N Neutral

Average RPI Win:	203	WON-LOST	WINNING	LAST 10	STRENGTH OF	OPP. STRENGTH	TEAM	ADJ.	CONF.	ADJ CONF.
Average RPI Loss:	124	RECORD	PCT. RANK	GAMES	SCHEDULE	OF SCHEDULE	RPI	RPI	RPI	RPI
DIV. I ONLY	5- 15	300	1- 0	68	160	197	197	16	16	
DIV. I NON-CONF.	0- 8	336	0- 0	11	139	225	225	12	12	
TOTALS	RPI 1-25	RPI 26-50	W-L RECORDS	RPI 51-100	RPI 101-150	RPI 150+				
5- 15	0- 1	0- 2	OVERALL	0- 4	1- 4	4- 4				
1- 7	0- 1	0- 0	HOME	0- 2	0- 3	1- 1				
4- 6	0- 0	0- 1	AWAY	0- 2	1- 1	3- 2				
0- 2	0- 0	0- 1	NEUTRAL	0- 0	0- 0	0- 1				
0- 8	0- 1	0- 2	NON-CONFERENCE	0- 2	0- 1	0- 2				
0- 3	0- 1	0- 0	HOME	0- 1	0- 1	0- 0				
0- 3	0- 0	0- 1	AWAY	0- 1	0- 0	0- 1				
0- 2	0- 0	0- 1	NEUTRAL	0- 0	0- 0	0- 1				
5- 7	0- 0	0- 0	CONFERENCE	0- 2	1- 3	4- 2				
1- 4	0- 0	0- 0	HOME	0- 1	0- 2	1- 1				
4- 3	0- 0	0- 0	AWAY	0- 1	1- 1	3- 1				
0- 0	0- 0	0- 0	NEUTRAL	0- 0	0- 0	0- 0				

RPI 1-25				RPI 26-50				RPI 51-100				RPI 101+ Team's RPI: 197			
RPI	S	Opponent	Score	RPI	S	Opponent	Score	RPI	S	Opponent	Score	RPI	S	Opponent	Score
13	H	Gonzaga	51 63	30	N	Oregon St.	45 93	51	H	Utah	51 95	102	A	Idaho St.	48 63
				37	A	BYU	65 80	66	A	Boise St.	55 67	113	H	Fresno St.	58 68
								89	A	Idaho	68 84	138	A	Montana St.	89 87
								99	H	Northern Colo.	62 67	138	H	Montana St.	47 61
												140	H	Portland St.	64 76
												164	A	Montana	68 62
												164	H	Montana	67 64
												165	N	UC Riverside	45 57
												232	H	Sacramento St.	70 73
												234	A	Northern Ariz.	64 62
												271	A	Southern Utah	63 73
												314	A	Cal Poly	55 59
												317	A	Weber St.	64 58
LAST 12 Division I GAMES:															
164	H	Montana	67 64	138	A	Montana St.	89 87								
138	H	Montana St.	47 61	164	A	Montana	68 62								
234	A	Northern Ariz.	64 62	99	H	Northern Colo.	62 67								
271	A	Southern Utah	63 73	89	A	Idaho	68 84								
232	H	Sacramento St.	70 73	102	A	Idaho St.	48 63								
140	H	Portland St.	64 76	317	A	Weber St.	64 58								

Non-Div I Games: Eastern Ore. 66 45

Eastern Wash.

■ Loss,
■ Non-Conf,
■ S Site,
■ H Home
■ A Away
N Neutral

Average RPI Win:	246	WON-LOST	WINNING	LAST 10	STRENGTH OF	OPP. STRENGTH	TEAM	ADJ.	CONF.	ADJ CONF.
Average RPI Loss:	110	RECORD	PCT. RANK	GAMES	SCHEDULE	OF SCHEDULE	RPI	RPI	RPI	RPI
DIV. I ONLY	7- 14	256	1- 0	92	176	190	190	10	10	
DIV. I NON-CONF.	4- 6	212	0- 0	104	244	183	183	10	10	
TOTALS	RPI 1-25	RPI 26-50	W-L RECORDS	RPI 51-100	RPI 101-150	RPI 150+				
7- 14	0- 1	0- 2	OVERALL	0- 3	1- 5	6- 3				
3- 6	0- 1	0- 1	HOME	0- 1	1- 2	2- 1				
4- 8	0- 0	0- 1	AWAY	0- 2	0- 3	4- 2				
0- 0	0- 0	0- 0	NEUTRAL	0- 0	0- 0	0- 0				
4- 6	0- 1	0- 1	NON-CONFERENCE	0- 1	1- 2	3- 1				
2- 3	0- 1	0- 1	HOME	0- 0	1- 1	1- 0				
2- 3	0- 0	0- 0	AWAY	0- 1	0- 1	2- 1				
0- 0	0- 0	0- 0	NEUTRAL	0- 0	0- 0	0- 0				
3- 8	0- 0	0- 1	CONFERENCE	0- 2	0- 3	3- 2				
1- 3	0- 0	0- 0	HOME	0- 1	0- 1	1- 1				
2- 5	0- 0	0- 1	AWAY	0- 1	0- 2	2- 1				
0- 0	0- 0	0- 0	NEUTRAL	0- 0	0- 0	0- 0				

RPI 1-25			RPI 26-50			RPI 51-100			RPI 101+			Team's RPI: 190
RPI	S	Opponent	Score	RPI	S	Opponent	Score	RPI	S	Opponent	Score	
24	H	North Carolina	69 100	35	A	James Madison	30 82	74	A	Duke	64 81	103 A UNCW 51 76
				50	H	Auburn	44 96	77	H	Drexel	44 59	103 H UNCW 70 75
								78	A	Northeastern	71 79	116 A Towson 58 59
												142 A Appalachian St. 62 65
												145 H Marist 57 61
												147 H Davidson 73 72
												152 H Delaware 63 74
												163 A William & Mary 60 65
												179 A Hampton 77 62
												220 H N.C. A&T 73 64
												254 A Hofstra 77 64
												272 A Winthrop 57 58
												291 A Col. of Charleston 72 52
												291 H Col. of Charleston 76 68
												341 A N.C. Central 83 54
LAST 12 Division I GAMES:												
291	A	Col. of Charleston	72 52	163	A	William & Mary	60 65					
103	A	UNCW	51 76	103	H	UNCW	70 75					
152	H	Delaware	63 74	291	H	Col. of Charleston	76 68					
77	H	Drexel	44 59	254	A	Hofstra	77 64					
35	A	James Madison	30 82	78	A	Northeastern	71 79					
116	A	Towson	58 59	50	H	Auburn	44 96					

Non-Div I Games: Chowan 88 74

Elon

Evansville

Through Games Of Feb. 12, 2019

Average RPI Win:	318	WON-LOST	WINNING	LAST 10	STRENGTH OF	OPP. STRENGTH	TEAM	ADJ.	CONF.	ADJ CONF.
Average RPI Loss:	191	RECORD	PCT. RANK	GAMES	SCHEDULE	OF SCHEDULE	RPI	RPI	RPI	RPI
DIV. I ONLY	2- 20	341	0- 1	242	286	336	336	13	13	
DIV. I NON-CONF.	2- 9	297	0- 0	336	339	346	346	15	15	
TOTALS	RPI 1-25	RPI 26-50	W-L RECORDS	RPI 51-100	RPI 101-150	RPI 150+				
2- 20	0- 1	0- 0	OVERALL	0- 2	0- 2	2- 15				
1- 9	0- 1	0- 0	HOME	0- 1	0- 0	1- 7				
1- 11	0- 0	0- 0	AWAY	0- 1	0- 2	1- 8				
0- 0	0- 0	0- 0	NEUTRAL	0- 0	0- 0	0- 0				
2- 9	0- 0	0- 0	NON-CONFERENCE	0- 0	0- 2	2- 7				
1- 4	0- 0	0- 0	HOME	0- 0	0- 0	1- 4				
1- 5	0- 0	0- 0	AWAY	0- 0	0- 2	1- 3				
0- 0	0- 0	0- 0	NEUTRAL	0- 0	0- 0	0- 0				
0- 11	0- 1	0- 0	CONFERENCE	0- 2	0- 0	0- 8				
0- 5	0- 1	0- 0	HOME	0- 1	0- 0	0- 3				
0- 6	0- 0	0- 0	AWAY	0- 1	0- 0	0- 5				
0- 0	0- 0	0- 0	NEUTRAL	0- 0	0- 0	0- 0				

RPI	S	Opponent	Score	RPI	S	Opponent	Score	RPI	S	Opponent	Score	RPI	S	Opponent	Score	Team's RPI: 336
22	H	Drake	47 78					63	A	Missouri St.	66 88	114	A	Dayton	30 69	
								83	H	UNI	46 74	121	A	Morehead St.	63 85	
												156	A	Bradley	63 81	
												156	H	Bradley	68 75	
												160	A	Southern Ill.	47 67	
												173	H	Indiana St.	69 76	
												188	A	Wisconsin	60 96	
												191	A	Illinois St.	59 82	
												191	H	Illinois St.	61 72	
												222	H	Southeast Mo. St.	50 54	
												226	A	Marshall	65 72	
												251	A	Loyola Chicago	56 61	
												257	H	SIUE	45 54	
												282	A	Murray St.	53 81	
												287	H	Austin Peay	56 52	
												292	A	Valparaiso	49 93	
												329	H	UIC	54 62	
												334	H	Purdue Fort Wayne	66 72	
												348	A	Chicago St.	67 58	
LAST 12 Division I GAMES:																
156	A	Bradley	63 81	251	A	Loyola Chicago	56 61									
191	A	Illinois St.	59 82	191	H	Illinois St.	61 72									
173	H	Indiana St.	69 76	156	H	Bradley	68 75									
22	H	Drake	47 78	63	A	Missouri St.	66 88									
83	H	UNI	46 74	160	A	Southern Ill.	47 67									
292	A	Valparaiso	49 93	188	A	Wisconsin	60 96									

Non-Div I Games:

Evansville

Loss, Non-Conf, S Site, H Home A Away N Neutral

Average RPI Win:	237	WON-LOST	WINNING	LAST 10	STRENGTH OF	OPP. STRENGTH	TEAM	ADJ.	CONF.	ADJ CONF.
Average RPI Loss:	58	RECORD	PCT. RANK	GAMES	SCHEDULE	OF SCHEDULE	RPI	RPI	RPI	RPI
DIV. I ONLY	18- 4	23	1- 0	196	215	72	72	24	24	
DIV. I NON-CONF.	7- 4	108	0- 0	137	84	92	92	26	26	
TOTALS	RPI 1-25	RPI 26-50	W-L RECORDS	RPI 51-100	RPI 101-150	RPI 150+				
18- 4	0- 1	0- 1	OVERALL	1- 1	3- 1	14- 0				
10- 1	0- 0	0- 0	HOME	0- 0	2- 1	8- 0				
7- 2	0- 0	0- 1	AWAY	0- 1	1- 0	6- 0				
1- 1	0- 1	0- 0	NEUTRAL	1- 0	0- 0	0- 0				
7- 4	0- 1	0- 1	NON-CONFERENCE	1- 1	1- 1	5- 0				
4- 1	0- 0	0- 0	HOME	0- 0	1- 1	3- 0				
2- 2	0- 0	0- 1	AWAY	0- 1	0- 0	2- 0				
1- 1	0- 1	0- 0	NEUTRAL	1- 0	0- 0	0- 0				
11- 0	0- 0	0- 0	CONFERENCE	0- 0	2- 0	9- 0				
6- 0	0- 0	0- 0	HOME	0- 0	1- 0	5- 0				
5- 0	0- 0	0- 0	AWAY	0- 0	1- 0	4- 0				
0- 0	0- 0	0- 0	NEUTRAL	0- 0	0- 0	0- 0				

RPI S	Opponent	Score	RPI S	Opponent	Score	RPI S	Opponent	Score	RPI S	Opponent	Score
5 N	Stanford	65 88	29 A	South Dakota St.	62 80	74 A	Duke	41 57	101 H	Houston	76 71
						95 N	American	90 71	125 H	UAB	60 62
									137 A	North Ala.	68 52
									137 H	North Ala.	76 51
									167 H	Abilene Christian	81 65
									214 A	Saint Francis (PA)	83 69
									237 A	Liberty	65 64
									237 H	Liberty	68 50
									243 A	Hawaii	73 67
									244 H	Jacksonville	82 58
									273 A	North Florida	105 66
									273 H	North Florida	80 48
									304 A	Kennesaw St.	69 46
									312 A	NJIT	67 35
									312 H	NJIT	61 42
									324 H	Lipscomb	82 40
									325 H	FIU	100 58
									326 H	Coppin St.	93 61
LAST 12 Division I GAMES:											
312 H	NJIT	61 42	324 H	Lipscomb	82 40						
237 A	Liberty	65 64	304 A	Kennesaw St.	69 46						
137 H	North Ala.	76 51	273 A	North Florida	105 66						
244 H	Jacksonville	82 58	137 A	North Ala.	68 52						
312 A	NJIT	67 35	237 H	Liberty	68 50						
273 H	North Florida	80 48	74 A	Duke	41 57						

Non-Div I Games: Fla. Memorial 99 68 Johnson & Wales (FI109 64

FGCU

Loss, Non-Conf, S Site, H Home A Away N Neutral

Average RPI Win:	323	WON-LOST	WINNING	LAST 10	STRENGTH OF	OPP. STRENGTH	TEAM	ADJ.	CONF.	ADJ CONF.
Average RPI Loss:	171	RECORD	PCT. RANK	GAMES	SCHEDULE	OF SCHEDULE	RPI	RPI	RPI	RPI
DIV. I ONLY	4- 19	325	0- 1	188	294	325	325	14	14	
DIV. I NON-CONF.	3- 9	271	0- 1	192	348	321	321	18	18	
TOTALS	RPI 1-25	RPI 26-50	W-L RECORDS	RPI 51-100	RPI 101-150	RPI 150+				
4- 19	0- 1	0- 0	OVERALL	0- 3	0- 3	4- 12				
4- 11	0- 1	0- 0	HOME	0- 1	0- 3	4- 6				
0- 8	0- 0	0- 0	AWAY	0- 2	0- 0	0- 6				
0- 0	0- 0	0- 0	NEUTRAL	0- 0	0- 0	0- 0				
3- 9	0- 1	0- 0	NON-CONFERENCE	0- 1	0- 1	3- 6				
3- 6	0- 1	0- 0	HOME	0- 0	0- 1	3- 4				
0- 3	0- 0	0- 0	AWAY	0- 1	0- 0	0- 2				
0- 0	0- 0	0- 0	NEUTRAL	0- 0	0- 0	0- 0				
1- 10	0- 0	0- 0	CONFERENCE	0- 2	0- 2	1- 6				
1- 5	0- 0	0- 0	HOME	0- 1	0- 2	1- 2				
0- 5	0- 0	0- 0	AWAY	0- 1	0- 0	0- 4				
0- 0	0- 0	0- 0	NEUTRAL	0- 0	0- 0	0- 0				

RPI 1-25				RPI 26-50				RPI 51-100				RPI 101+				Team's RPI: 325	
RPI	S	Opponent	Score	RPI	S	Opponent	Score	RPI	S	Opponent	Score	RPI	S	Opponent	Score		
23	H	Miami (FL)	43 94					55	H	Middle Tenn.	43 49	110	H	South Alabama	77 84		
								71	A	Old Dominion	68 95	125	H	UAB	59 83		
								72	A	FGCU	58 100	129	H	Western Ky.	82 94		
												153	A	Charlotte	54 69		
												154	A	Louisiana Tech	72 90		
												155	H	Georgia St.	61 67		
												192	A	Southern Miss.	57 71		
												226	H	Marshall	58 86		
												230	H	Howard	62 89		
												235	H	Campbell	54 59		
												239	A	Bethune-Cookman	57 68		
												244	H	Jacksonville	62 73		
												265	H	UTEP	55 60		
												273	A	North Florida	53 62		
												294	A	Fla. Atlantic	55 77		
												295	H	Morgan St.	59 50		
												297	H	UTSA	51 40		
												349	H	Florida A&M	77 54		
												350	H	Alcorn	75 40		
LAST 12 Division I GAMES:																	
110	H	South Alabama	77 84	294	A	Fla. Atlantic	55 77										
235	H	Campbell	54 59	226	H	Marshall	58 86										
265	H	UTEP	55 60	129	H	Western Ky.	82 94										
297	H	UTSA	51 40	71	A	Old Dominion	68 95										
154	A	Louisiana Tech	72 90	153	A	Charlotte	54 69										
192	A	Southern Miss.	57 71	125	H	UAB	59 83										

Non-Div I Games: Palm Beach Atl. 63 66

FIU

Fairfield

Through Games Of Feb. 12, 2019

Average RPI Win:	295	WON-LOST	WINNING	LAST 10	STRENGTH OF	OPP. STRENGTH	TEAM	ADJ.	CONF.	ADJ CONF.
Average RPI Loss:	191	RECORD	PCT. RANK	GAMES	SCHEDULE	OF SCHEDULE	RPI	RPI	RPI	RPI
DIV. I ONLY	7- 16	273	1- 0	295	303	303	303	26	26	
DIV. I NON-CONF.	3- 8	267	0- 0	279	300	305	305	28	28	
TOTALS	RPI 1-25	RPI 26-50	W-L RECORDS	RPI 51-100	RPI 101-150	RPI 150+				
7- 16	0- 0	0- 1	OVERALL	0- 2	0- 1	7- 12				
4- 5	0- 0	0- 0	HOME	0- 1	0- 1	4- 3				
2- 8	0- 0	0- 0	AWAY	0- 1	0- 0	2- 7				
1- 3	0- 0	0- 1	NEUTRAL	0- 0	0- 0	1- 2				
3- 8	0- 0	0- 1	NON-CONFERENCE	0- 1	0- 0	3- 6				
1- 2	0- 0	0- 0	HOME	0- 1	0- 0	1- 1				
1- 3	0- 0	0- 0	AWAY	0- 0	0- 0	1- 3				
1- 3	0- 0	0- 1	NEUTRAL	0- 0	0- 0	1- 2				
4- 8	0- 0	0- 0	CONFERENCE	0- 1	0- 1	4- 6				
3- 3	0- 0	0- 0	HOME	0- 0	0- 1	3- 2				
1- 5	0- 0	0- 0	AWAY	0- 1	0- 0	1- 4				
0- 0	0- 0	0- 0	NEUTRAL	0- 0	0- 0	0- 0				

RPI S	Opponent	Score	RPI S	Opponent	Score	RPI S	Opponent	Score	RPI S	Opponent	Score	Team's RPI: 303
45	N Bucknell	54 77	65	A Quinnipiac	36 81	145	H Marist	46 56	163	H William & Mary	54 60	
			78	H Northeastern	50 59	172	A Xavier	35 48	180	A Rider	59 62	
						196	N Massachusetts	49 59	200	A Dartmouth	46 59	
						213	H Monmouth	63 73	223	N Furman	70 77	
						227	A Brown	49 68	238	A Niagara	68 71	
						238	H Niagara	55 54	256	A Richmond	58 40	
						278	H Siena	59 55	279	A Canisius	50 53	
						279	H Canisius	72 65	306	A Manhattan	41 47	
						328	H Saint Peter's	65 68	329	N UIC	68 60	
						331	A Iona	55 42	351	H LIU Brooklyn	71 43	
LAST 12 Division I GAMES:												
238	H Niagara	55 54	238	A Niagara	68 71							
279	H Canisius	72 65	279	A Canisius	50 53							
213	H Monmouth	63 73	328	H Saint Peter's	65 68							
306	A Manhattan	41 47	145	H Marist	46 56							
278	H Siena	59 55	180	A Rider	59 62							
331	A Iona	55 42	65	A Quinnipiac	36 81							

Non-Div I Games:

Fairfield

■ Loss,
■ Non-Conf,
■ S Site,
■ H Home
■ A Away
N Neutral

Ralphie Dickinson				Through Games of Feb. 11, 1919						
Average RPI Win:	317	WON-LOST	WINNING	LAST 10	STRENGTH OF	OPP. STRENGTH	TEAM	ADJ.	CONF.	ADJ CONF.
Average RPI Loss:	254	RECORD	PCT. RANK	GAMES	SCHEDULE	OF SCHEDULE	RPI	RPI	RPI	RPI
DIV. I ONLY	4- 16	320	0- 1	338	351	344	344	31	31	
DIV. I NON-CONF.	1- 8	322	0- 0	332	347	350	350	31	31	
TOTALS	RPI 1-25	RPI 26-50	W-L RECORDS	RPI 51-100	RPI 101-150	RPI 150+				
4- 16	0- 0	0- 0	OVERALL	0- 0	0- 0	4- 16				
3- 5	0- 0	0- 0	HOME	0- 0	0- 0	3- 5				
1- 11	0- 0	0- 0	AWAY	0- 0	0- 0	1- 11				
0- 0	0- 0	0- 0	NEUTRAL	0- 0	0- 0	0- 0				
1- 8	0- 0	0- 0	NON-CONFERENCE	0- 0	0- 0	1- 8				
1- 2	0- 0	0- 0	HOME	0- 0	0- 0	1- 2				
0- 6	0- 0	0- 0	AWAY	0- 0	0- 0	0- 6				
0- 0	0- 0	0- 0	NEUTRAL	0- 0	0- 0	0- 0				
3- 8	0- 0	0- 0	CONFERENCE	0- 0	0- 0	3- 8				
2- 3	0- 0	0- 0	HOME	0- 0	0- 0	2- 3				
1- 5	0- 0	0- 0	AWAY	0- 0	0- 0	1- 5				
0- 0	0- 0	0- 0	NEUTRAL	0- 0	0- 0	0- 0				

RPI 1-25				RPI 26-50				RPI 51-100				RPI 101+				Team's RPI: 344	
RPI	S	Opponent	Score	RPI	S	Opponent	Score	RPI	S	Opponent	Score	RPI	S	Opponent	Score		
												159	A	Stony Brook	49	63	
												214	A	Saint Francis (PA)	64	75	
												218	A	Robert Morris	49	71	
												218	H	Robert Morris	43	63	
												225	A	Sacred Heart	62	68	
												230	H	Howard	58	79	
												247	A	Colgate	52	71	
												252	A	Air Force	37	85	
												260	A	St. Francis Brooklyn	61	73	
												260	H	St. Francis Brooklyn	53	64	
												263	H	Mt. St. Mary's	47	63	
												264	A	Binghamton	54	73	
												298	H	Central Conn. St.	74	67	
												299	A	Army West Point	40	62	
												307	H	Bryant	63	53	
												309	A	Wagner	59	71	
												311	H	Lafayette	57	63	
												312	H	NJIT	64	43	
												328	A	Saint Peter's	58	75	
												351	A	LIU Brooklyn	69	52	
LAST 12 Division I GAMES:																	
				225	A	Sacred Heart	62	68	351	A	LIU Brooklyn	69	52				
				260	A	St. Francis Brooklyn	61	73	309	A	Wagner	59	71				
				218	H	Robert Morris	43	63	298	H	Central Conn. St.	74	67				
				307	H	Bryant	63	53	218	A	Robert Morris	49	71				
				260	H	St. Francis Brooklyn	53	64	214	A	Saint Francis (PA)	64	75				
				263	H	Mt. St. Mary's	47	63	328	A	Saint Peter's	58	75				

Non-Div I Games:	Georgian Court	70	45	Rutgers-Newark	97	51
------------------	----------------	----	----	----------------	----	----

Fairleigh Dickinson

Loss, Non-Conf, S Site, H Home A Away N Neutral

Average RPI Win:	293	WON-LOST	WINNING	LAST 10	STRENGTH OF	OPP. STRENGTH	TEAM	ADJ.	CONF.	ADJ CONF.
Average RPI Loss:	158	RECORD	PCT. RANK	GAMES	SCHEDULE	OF SCHEDULE	RPI	RPI	RPI	RPI
DIV. I ONLY	5- 19	319	0- 1	153	240	294	294	14	14	
DIV. I NON-CONF.	3- 10	278	0- 1	141	315	283	283	18	18	
TOTALS	RPI 1-25	RPI 26-50	W-L RECORDS	RPI 51-100	RPI 101-150	RPI 150+				
5- 19	0- 1	0- 0	OVERALL	0- 3	0- 3	5- 12				
4- 11	0- 0	0- 0	HOME	0- 1	0- 2	4- 8				
1- 8	0- 1	0- 0	AWAY	0- 2	0- 1	1- 4				
0- 0	0- 0	0- 0	NEUTRAL	0- 0	0- 0	0- 0				
3- 10	0- 1	0- 0	NON-CONFERENCE	0- 1	0- 1	3- 7				
2- 6	0- 0	0- 0	HOME	0- 0	0- 0	2- 6				
1- 4	0- 1	0- 0	AWAY	0- 1	0- 1	1- 1				
0- 0	0- 0	0- 0	NEUTRAL	0- 0	0- 0	0- 0				
2- 9	0- 0	0- 0	CONFERENCE	0- 2	0- 2	2- 5				
2- 5	0- 0	0- 0	HOME	0- 1	0- 2	2- 2				
0- 4	0- 0	0- 0	AWAY	0- 1	0- 0	0- 3				
0- 0	0- 0	0- 0	NEUTRAL	0- 0	0- 0	0- 0				

RPI	S	Opponent	Score	RPI	S	Opponent	Score	RPI	S	Opponent	Score	RPI	S	Opponent	Score	Team's RPI: 294
20	A	Michigan St.	74 89					55	H	Middle Tenn.	55 74	125	H	UAB	64 89	
								60	A	Little Rock	38 61	129	H	Western Ky.	50 81	
								71	A	Old Dominion	53 87	144	A	Tulane	45 88	
												153	A	Charlotte	47 68	
												154	A	Louisiana Tech	55 86	
												155	H	Georgia St.	59 75	
												156	H	Bradley	59 80	
												179	H	Hampton	68 72	
												192	A	Southern Miss.	45 67	
												195	H	Saint Louis	61 93	
												220	H	N.C. A&T	65 67	
												223	A	Furman	57 73	
												226	H	Marshall	67 72	
												256	H	Richmond	69 55	
												265	H	UTEP	44 70	
												278	A	Siena	70 66	
												284	H	Western Mich.	59 69	
												297	H	UTSA	86 70	
												311	H	Lafayette	53 49	
												325	H	FIU	77 55	
LAST 12 Division I GAMES:																
195	H	Saint Louis	61 93	325	H	FIU	77 55									
156	H	Bradley	59 80	129	H	Western Ky.	50 81									
297	H	UTSA	86 70	226	H	Marshall	67 72									
265	H	UTEP	44 70	153	A	Charlotte	47 68									
192	A	Southern Miss.	45 67	71	A	Old Dominion	53 87									
154	A	Louisiana Tech	55 86	55	H	Middle Tenn.	55 74									

Non-Div I Games:

Fla. Atlantic

Average RPI Win:	201	WON-LOST	WINNING	LAST 10	STRENGTH OF	OPP. STRENGTH	TEAM	ADJ.	CONF.	ADJ CONF.
Average RPI Loss:	93	RECORD	PCT. RANK	GAMES	SCHEDULE	OF SCHEDULE	RPI	RPI	RPI	RPI
DIV. I ONLY	6- 18	300	0- 1	53	74	209	209	5	5	
DIV. I NON-CONF.	4- 9	252	0- 1	134	160	260	260	4	4	
TOTALS	RPI 1-25	RPI 26-50	W-L RECORDS	RPI 51-100	RPI 101-150	RPI 150+				
6- 18	0- 3	1- 3	OVERALL	0- 5	2- 3	3- 4				
6- 6	0- 1	1- 1	HOME	0- 3	2- 0	3- 1				
0- 11	0- 2	0- 2	AWAY	0- 1	0- 3	0- 3				
0- 1	0- 0	0- 0	NEUTRAL	0- 1	0- 0	0- 0				
4- 9	0- 1	0- 1	NON-CONFERENCE	0- 3	1- 1	3- 3				
4- 3	0- 0	0- 0	HOME	0- 2	1- 0	3- 1				
0- 5	0- 1	0- 1	AWAY	0- 0	0- 1	0- 2				
0- 1	0- 0	0- 0	NEUTRAL	0- 1	0- 0	0- 0				
2- 9	0- 2	1- 2	CONFERENCE	0- 2	1- 2	0- 1				
2- 3	0- 1	1- 1	HOME	0- 1	1- 0	0- 0				
0- 6	0- 1	0- 1	AWAY	0- 1	0- 2	0- 1				
0- 0	0- 0	0- 0	NEUTRAL	0- 0	0- 0	0- 0				

RPI 1-25				RPI 26-50				RPI 51-100				RPI 101+				Team's RPI: 209	
RPI	S	Opponent	Score	RPI	S	Opponent	Score	RPI	S	Opponent	Score	RPI	S	Opponent	Score		
7	H	Mississippi St.	42 90	26	A	Kentucky	51 62	51	N	Utah	58 74	104	A	Georgia	58 93		
15	A	South Carolina	40 71	33	H	Missouri	58 56	61	A	Tennessee	50 67	107	A	Ohio St.	41 46		
16	A	Florida St.	56 63	40	A	Indiana	64 83	78	H	Northeastern	66 79	131	A	Alabama	67 74		
				50	H	Auburn	56 64	82	H	Arkansas	73 83	131	H	Alabama	57 55		
								90	H	Northwestern	74 83	139	H	Texas Tech	72 67		
												157	A	Mercer	82 92		
												194	A	Ole Miss	66 76		
												216	A	UNLV	53 56		
												239	H	Bethune-Cookman	64 53		
												245	H	Gardner-Webb	58 60		
												316	H	Charleston So.	70 60		
												349	H	Florida A&M	62 38		
LAST 12 Division I GAMES:																	
216	A	UNLV	53 56	7	H	Mississippi St.	42 90										
104	A	Georgia	58 93	194	A	Ole Miss	66 76										
131	H	Alabama	57 55	33	H	Missouri	58 56										
26	A	Kentucky	51 62	15	A	South Carolina	40 71										
61	A	Tennessee	50 67	50	H	Auburn	56 64										
82	H	Arkansas	73 83	131	A	Alabama	67 74										

Non-Div I Games:

Florida

Through Games Of Feb. 17, 1919									
Average RPI Win: 204	WON-LOST	WINNING	LAST 10	STRENGTH OF	OPP. STRENGTH	TEAM	ADJ.	CONF.	ADJ CONF.
Average RPI Loss: 237	RECORD	PCT. RANK	GAMES	SCHEDULE	OF SCHEDULE	RPI	RPI	RPI	RPI
DIV. I ONLY	2- 20	341	0- 1	323	327	349	349	32	32
DIV. I NON-CONF.	1- 10	330	0- 1	255	224	338	338	32	32

TOTALS	RPI 1-25	RPI 26-50	W-L RECORDS	RPI 51-100	RPI 101-150	RPI 150+			
2- 20	0- 1	0- 0	OVERALL	1- 1	0- 1	1- 17			
2- 7	0- 0	0- 0	HOME	1- 0	0- 0	1- 7			
0- 10	0- 1	0- 0	AWAY	0- 1	0- 0	0- 8			
0- 3	0- 0	0- 0	NEUTRAL	0- 0	0- 1	0- 2			
1- 10	0- 1	0- 0	NON-CONFERENCE	1- 1	0- 1	0- 7			
1- 1	0- 0	0- 0	HOME	1- 0	0- 0	0- 1			
0- 6	0- 1	0- 0	AWAY	0- 1	0- 0	0- 4			
0- 3	0- 0	0- 0	NEUTRAL	0- 0	0- 1	0- 2			
1- 10	0- 0	0- 0	CONFERENCE	0- 0	0- 0	1- 10			
1- 6	0- 0	0- 0	HOME	0- 0	0- 0	1- 6			
0- 4	0- 0	0- 0	AWAY	0- 0	0- 0	0- 4			
0- 0	0- 0	0- 0	NEUTRAL	0- 0	0- 0	0- 0			

RPI 1-25				RPI 26-50				RPI 51-100				RPI 101+				Team's RPI: 349	
RPI	S	Opponent	Score	RPI	S	Opponent	Score	RPI	S	Opponent	Score	RPI	S	Opponent	Score		
23	A	Miami (FL)	54 103					61	A	Tennessee	31 96	144	N	Tulane	34 78		
								62	H	Miami (OH)	57 56	177	H	UMES	36 68		
												202	H	Jacksonville St.	31 62		
												205	A	Stetson	44 69		
												209	A	Florida	38 62		
												220	H	N.C. A&T	48 56		
												230	A	Howard	68 74		
												230	H	Howard	59 81		
												266	A	Norfolk St.	58 60		
												266	H	Norfolk St.	45 69		
												273	A	North Florida	53 64		
												284	N	Western Mich.	50 69		
												295	A	Morgan St.	71 75		
												319	N	Omaha	50 57		
												325	A	FIU	54 77		
												326	A	Coppin St.	53 73		
												341	H	N.C. Central	57 64		
												345	H	Savannah St.	50 54		
												346	H	Delaware St.	57 52		
LAST 12 Division I GAMES:																	
319	N	Omaha	50 57	326	A	Coppin St.	53 73										
266	H	Norfolk St.	45 69	346	H	Delaware St.	57 52										
230	H	Howard	59 81	177	H	UMES	36 68										
341	H	N.C. Central	57 64	345	H	Savannah St.	50 54										
220	H	N.C. A&T	48 56	266	A	Norfolk St.	58 60										
295	A	Morgan St.	71 75	230	A	Howard	68 74										

Non-Div I Games:	Edward Waters	70	64
------------------	---------------	----	----

Florida A&M

Loss, Non-Conf, S Site, H Home A Away N Neutral

Average RPI Win:	126	WON-LOST	WINNING	LAST 10	STRENGTH OF	OPP. STRENGTH	TEAM	ADJ.	CONF.	ADJ CONF.
Average RPI Loss:	30	RECORD	PCT. RANK	GAMES	SCHEDULE	OF SCHEDULE	RPI	RPI	RPI	RPI
DIV. I ONLY	20- 4	18	1- 0	38	16	16	16	16	1	1
DIV. I NON-CONF.	12- 1	11	1- 0	154	80	30	30	1	1	1
TOTALS	RPI 1-25	RPI 26-50	W-L RECORDS	RPI 51-100	RPI 101-150	RPI 150+				
20- 4	4- 2	0- 0	OVERALL	4- 2	5- 0	7- 0				
11- 3	2- 1	0- 0	HOME	2- 2	3- 0	4- 0				
7- 1	1- 1	0- 0	AWAY	2- 0	2- 0	2- 0				
2- 0	1- 0	0- 0	NEUTRAL	0- 0	0- 0	1- 0				
12- 1	1- 0	0- 0	NON-CONFERENCE	1- 1	3- 0	7- 0				
7- 1	0- 0	0- 0	HOME	1- 1	2- 0	4- 0				
3- 0	0- 0	0- 0	AWAY	0- 0	1- 0	2- 0				
2- 0	1- 0	0- 0	NEUTRAL	0- 0	0- 0	1- 0				
8- 3	3- 2	0- 0	CONFERENCE	3- 1	2- 0	0- 0				
4- 2	2- 1	0- 0	HOME	1- 1	1- 0	0- 0				
4- 1	1- 1	0- 0	AWAY	2- 0	1- 0	0- 0				
0- 0	0- 0	0- 0	NEUTRAL	0- 0	0- 0	0- 0				

RPI	S	Opponent	Score
1	A	Notre Dame	70 97
3	H	Louisville	49 68
11	N	Iowa	71 67
12	H	NC State	75 70
23	H	Miami (FL)	62 58
24	A	North Carolina	64 63

RPI	S	Opponent	Score
56	H	LSU	45 58
58	H	Clemson	45 57
68	A	Virginia Tech	56 54
74	H	Duke	66 62
79	H	Troy	103 67
96	A	Virginia	63 61

RPI	S	Opponent	Score
105	A	Boston College	91 71
109	A	St. John's (NY)	57 53
115	H	Creighton	71 52
119	H	Wake Forest	85 61
133	H	Penn St.	87 58
155	H	Georgia St.	79 43
157	A	Mercer	57 56
193	A	Milwaukee	87 62
209	H	Florida	63 56
244	H	Jacksonville	79 46
273	H	North Florida	74 53
327	N	Eastern Ky.	62 45

LAST 12 Division I GAMES:

11	N	Iowa	71 67	3	H	Louisville	49 68
1	A	Notre Dame	70 97	74	H	Duke	66 62
12	H	NC State	75 70	105	A	Boston College	91 71
119	H	Wake Forest	85 61	58	H	Clemson	45 57
23	H	Miami (FL)	62 58	24	A	North Carolina	64 63
68	A	Virginia Tech	56 54	96	A	Virginia	63 61

F
l
o
r
i
d
a
s
t
.F
l
o
r
i
d
a
s
t
.

Non-Div I Games:

Florida St.

Average RPI Win:	208	WON-LOST	WINNING	LAST 10	STRENGTH OF	OPP. STRENGTH	TEAM	ADJ.	CONF.	ADJ CONF.
Average RPI Loss:	103	RECORD	PCT. RANK	GAMES	SCHEDULE	OF SCHEDULE	RPI	RPI	RPI	RPI
DIV. I ONLY	17- 8	78	1- 0	237	97	130	130	17	17	
DIV. I NON-CONF.	9- 5	104	1- 0	250	29	142	142	16	16	
TOTALS	RPI 1-25	RPI 26-50	W-L RECORDS	RPI 51-100	RPI 101-150	RPI 150+				
17- 8	0- 0	0- 1	OVERALL	2- 2	2- 5	13- 0				
10- 3	0- 0	0- 0	HOME	2- 0	1- 3	7- 0				
5- 4	0- 0	0- 0	AWAY	0- 2	0- 2	5- 0				
2- 1	0- 0	0- 1	NEUTRAL	0- 0	1- 0	1- 0				
9- 5	0- 0	0- 1	NON-CONFERENCE	2- 2	1- 2	6- 0				
6- 1	0- 0	0- 0	HOME	2- 0	0- 1	4- 0				
1- 3	0- 0	0- 0	AWAY	0- 2	0- 1	1- 0				
2- 1	0- 0	0- 1	NEUTRAL	0- 0	1- 0	1- 0				
8- 3	0- 0	0- 0	CONFERENCE	0- 0	1- 3	7- 0				
4- 2	0- 0	0- 0	HOME	0- 0	1- 2	3- 0				
4- 1	0- 0	0- 0	AWAY	0- 0	0- 1	4- 0				
0- 0	0- 0	0- 0	NEUTRAL	0- 0	0- 0	0- 0				

RPI S	Opponent	Score	RPI S	Opponent	Score	RPI S	Opponent	Score	RPI S	Opponent	Score	Team's RPI: 130
28 N	Texas	54 72	55 H	Middle Tenn.	61 49	108 H	VCU	44 47	114 A	Dayton	50 72	
			75 H	Maine	72 64	127 A	Pittsburgh	62 65	133 H	Penn St.	55 72	
			78 A	Northeastern	54 58	146 N	Washington	65 57	147 H	Davidson	56 60	
			91 A	Georgetown	38 58	150 H	Duquesne	57 46	153 H	Charlotte	71 64	
						182 N	Ball St.	78 70	195 A	Saint Louis	56 53	
						195 H	Saint Louis	54 51	207 H	George Mason	64 53	
						208 A	George Washington	50 38	228 A	Rhode Island	56 38	
						256 H	Richmond	60 48	261 H	Columbia	68 49	
						285 A	La Salle	65 54	306 H	Manhattan	65 61	
						309 H	Wagner	80 59	331 A	Iona	57 40	
LAST 12 Division I GAMES:												
55 H	Middle Tenn.	61 49	285 A	La Salle	65 54							
28 N	Texas	54 72	147 H	Davidson	56 60							
146 N	Washington	65 57	228 A	Rhode Island	56 38							
207 H	George Mason	64 53	114 A	Dayton	50 72							
195 H	Saint Louis	54 51	108 H	VCU	44 47							
150 H	Duquesne	57 46	195 A	Saint Louis	56 53							

Non-Div I Games:

Fordham

■ Loss,
■ Non-Conf, S Site,
■ Home
■ Away
N Neutral

Average RPI Win:	222	WON-LOST	WINNING	LAST 10	STRENGTH OF	OPP. STRENGTH	TEAM	ADJ.	CONF.	ADJ CONF.
Average RPI Loss:	71	RECORD	PCT. RANK	GAMES	SCHEDULE	OF SCHEDULE	RPI	RPI	RPI	RPI
DIV. I ONLY	13- 7	97	1- 0	187	106	113	113	15	15	
DIV. I NON-CONF.	5- 4	139	0- 0	177	61	114	114	13	13	
TOTALS	RPI 1-25	RPI 26-50	W-L RECORDS	RPI 51-100	RPI 101-150	RPI 150+				
13- 7	0- 1	0- 4	OVERALL	1- 1	0- 0	12- 1				
8- 2	0- 0	0- 1	HOME	1- 1	0- 0	7- 0				
5- 5	0- 1	0- 3	AWAY	0- 0	0- 0	5- 1				
0- 0	0- 0	0- 0	NEUTRAL	0- 0	0- 0	0- 0				
5- 4	0- 1	0- 2	NON-CONFERENCE	1- 0	0- 0	4- 1				
4- 0	0- 0	0- 0	HOME	1- 0	0- 0	3- 0				
1- 4	0- 1	0- 2	AWAY	0- 0	0- 0	1- 1				
0- 0	0- 0	0- 0	NEUTRAL	0- 0	0- 0	0- 0				
8- 3	0- 0	0- 2	CONFERENCE	0- 1	0- 0	8- 0				
4- 2	0- 0	0- 1	HOME	0- 1	0- 0	4- 0				
4- 1	0- 0	0- 1	AWAY	0- 0	0- 0	4- 0				
0- 0	0- 0	0- 0	NEUTRAL	0- 0	0- 0	0- 0				

RPI 1-25				RPI 26-50				RPI 51-100				RPI 101+				Team's RPI: 113	
RPI	S	Opponent	Score	RPI	S	Opponent	Score	RPI	S	Opponent	Score	RPI	S	Opponent	Score		
18	A	Arizona St.	52 68	38	A	UCLA	80 89	66	H	Boise St.	60 72	184	H	Santa Clara	80 53		
				47	H	Wyoming	56 63	88	H	UT Arlington	70 61	193	H	Milwaukee	65 48		
				48	A	New Mexico	73 82					197	A	Eastern Wash.	68 58		
				49	A	Southern California	61 62					204	A	San Diego St.	87 81		
												216	H	UNLV	73 55		
												221	A	Utah St.	64 53		
												221	H	Utah St.	70 59		
												233	A	Nevada	79 63		
												234	A	Northern Ariz.	73 86		
												249	A	Colorado St.	66 55		
												249	H	Colorado St.	57 54		
												314	H	Cal Poly	76 58		
												323	H	San Jose St.	77 48		
LAST 12 Division I GAMES:																	
				216	H	UNLV	73 55	66	H	Boise St.	60 72						
				221	A	Utah St.	64 53	233	A	Nevada	79 63						
				48	A	New Mexico	73 82	221	H	Utah St.	70 59						
				47	H	Wyoming	56 63	249	A	Colorado St.	66 55						
				249	H	Colorado St.	57 54	323	H	San Jose St.	77 48						
				204	A	San Diego St.	87 81	18	A	Arizona St.	52 68						

Non-Div I Games: Stanislaus St. 86 51 Fresno Pacific 90 51

Fresno St.

Loss, Non-Conf, S Site, H Home A Away N Neutral

Average RPI Win:	297	WON-LOST	WINNING	LAST 10	STRENGTH OF	OPP. STRENGTH	TEAM	ADJ.	CONF.	ADJ CONF.
Average RPI Loss:	138	RECORD	PCT. RANK	GAMES	SCHEDULE	OF SCHEDULE	RPI	RPI	RPI	RPI
DIV. I ONLY	13- 9	123	1- 0	333	230	223	223	27	27	
DIV. I NON-CONF.	7- 6	153	0- 0	269	238	205	205	24	24	
TOTALS	RPI 1-25	RPI 26-50	W-L RECORDS	RPI 51-100	RPI 101-150	RPI 150+				
13- 9	0- 2	0- 0	OVERALL	0- 1	0- 2	13- 4				
9- 2	0- 0	0- 0	HOME	0- 1	0- 0	9- 1				
3- 6	0- 2	0- 0	AWAY	0- 0	0- 2	3- 2				
1- 1	0- 0	0- 0	NEUTRAL	0- 0	0- 0	1- 1				
7- 6	0- 2	0- 0	NON-CONFERENCE	0- 1	0- 1	7- 2				
5- 1	0- 0	0- 0	HOME	0- 1	0- 0	5- 0				
1- 4	0- 2	0- 0	AWAY	0- 0	0- 1	1- 1				
1- 1	0- 0	0- 0	NEUTRAL	0- 0	0- 0	1- 1				
6- 3	0- 0	0- 0	CONFERENCE	0- 0	0- 1	6- 2				
4- 1	0- 0	0- 0	HOME	0- 0	0- 0	4- 1				
2- 2	0- 0	0- 0	AWAY	0- 0	0- 1	2- 1				
0- 0	0- 0	0- 0	NEUTRAL	0- 0	0- 0	0- 0				

RPI 1-25				RPI 26-50				RPI 51-100				RPI 101+ Team's RPI: 223			
RPI	S	Opponent	Score	RPI	S	Opponent	Score	RPI	S	Opponent	Score	RPI	S	Opponent	Score
7	A	Mississippi St.	41 106					55	H	Middle Tenn.	71 78	104	A	Georgia	38 61
15	A	South Carolina	53 66									141	A	Chattanooga	53 73
												157	H	Mercer	60 75
												198	H	UNC Asheville	58 47
												217	N	Western Ill.	78 85
												242	A	ETSU	70 75
												245	H	Gardner-Webb	70 57
												268	H	Samford	57 36
												283	H	Wofford	63 50
												291	A	Col. of Charleston	70 67
												294	H	Fla. Atlantic	73 57
												303	N	Fairfield	77 70
												304	A	Kennesaw St.	63 74
												314	A	UNC Greensboro	59 49
												314	H	UNC Greensboro	64 61
												335	H	Presbyterian	76 68
												337	A	Western Caro.	53 28
												337	H	Western Caro.	65 55
												343	H	USC Upstate	78 67
LAST 12 Division I GAMES:															
314	A	UNC Greensboro	59 49	242	A	ETSU	70 75								
337	A	Western Caro.	53 28	337	H	Western Caro.	65 55								
157	H	Mercer	60 75	314	H	UNC Greensboro	64 61								
268	H	Samford	57 36	335	H	Presbyterian	76 68								
283	H	Wofford	63 50	15	A	South Carolina	53 66								
141	A	Chattanooga	53 73	217	N	Western Ill.	78 85								

Non-Div I Games: Coker 71 42 North Greenville 74 78

Furman

Loss, Non-Conf, S Site, H Home A Away N Neutral

Ga. Southern

Through Games Of Feb. 12, 2019

Average RPI Win:	271	WON-LOST	WINNING	LAST 10	STRENGTH OF	OPP. STRENGTH	TEAM	ADJ.	CONF.	ADJ CONF.
Average RPI Loss:	175	RECORD	PCT. RANK	GAMES	SCHEDULE	OF SCHEDULE	RPI	RPI	RPI	RPI
DIV. I ONLY	6- 15	284	0- 1	215	312	289	289	12	12	
DIV. I NON-CONF.	4- 6	212	0- 0	216	349	240	240	14	14	
TOTALS	RPI 1-25	RPI 26-50	W-L RECORDS	RPI 51-100	RPI 101-150	RPI 150+				
6- 15	0- 0	0- 0	OVERALL	0- 4	0- 2	6- 9				
3- 8	0- 0	0- 0	HOME	0- 2	0- 1	3- 5				
3- 7	0- 0	0- 0	AWAY	0- 2	0- 1	3- 4				
0- 0	0- 0	0- 0	NEUTRAL	0- 0	0- 0	0- 0				
4- 6	0- 0	0- 0	NON-CONFERENCE	0- 1	0- 1	4- 4				
2- 2	0- 0	0- 0	HOME	0- 0	0- 0	2- 2				
2- 4	0- 0	0- 0	AWAY	0- 1	0- 1	2- 2				
0- 0	0- 0	0- 0	NEUTRAL	0- 0	0- 0	0- 0				
2- 9	0- 0	0- 0	CONFERENCE	0- 3	0- 1	2- 5				
1- 6	0- 0	0- 0	HOME	0- 2	0- 1	1- 3				
1- 3	0- 0	0- 0	AWAY	0- 1	0- 0	1- 2				
0- 0	0- 0	0- 0	NEUTRAL	0- 0	0- 0	0- 0				

RPI 1-25				RPI 26-50				RPI 51-100				RPI 101+ Team's RPI: 289			
RPI	S	Opponent	Score	RPI	S	Opponent	Score	RPI	S	Opponent	Score	RPI	S	Opponent	Score
								68	A	Virginia Tech	49 78	104	A	Georgia	38 81
								79	H	Troy	81 97	110	H	South Alabama	53 69
								88	A	UT Arlington	48 81	155	H	Georgia St.	66 83
								88	H	UT Arlington	53 74	157	H	Mercer	72 79
												159	A	Stony Brook	43 72
												181	A	Texas St.	65 55
												181	H	Texas St.	52 64
												239	H	Bethune-Cookman	77 76
												253	A	Louisiana	48 59
												253	H	Louisiana	79 71
												272	H	Winthrop	64 55
												283	H	Wofford	65 81
												296	A	La.-Monroe	57 58
												296	H	La.-Monroe	62 80
												304	A	Kennesaw St.	59 78
												335	A	Presbyterian	69 68
												345	A	Savannah St.	82 71
LAST 12 Division I GAMES:															
296	H	La.-Monroe	62 80	79	H	Troy	81 97								
253	H	Louisiana	79 71	253	A	Louisiana	48 59								
155	H	Georgia St.	66 83	296	A	La.-Monroe	57 58								
181	A	Texas St.	65 55	88	H	UT Arlington	53 74								
88	A	UT Arlington	48 81	181	H	Texas St.	52 64								
110	H	South Alabama	53 69	104	A	Georgia	38 81								

Non-Div I Games: Coastal Ga. 68 46

Ga. Southern

■ Loss,
 ■ Non-Conf,
 ■ S Site,
 ■ Home
 ■ Away
 N Neutral

Average RPI Win:	273	WON-LOST	WINNING	LAST 10	STRENGTH OF	OPP. STRENGTH	TEAM	ADJ.	CONF.	ADJ CONF.
Average RPI Loss:	194	RECORD	PCT. RANK	GAMES	SCHEDULE	OF SCHEDULE	RPI	RPI	RPI	RPI
DIV. I ONLY	10- 11	182	1- 0	300	323	245	245	28	28	
DIV. I NON-CONF.	3- 6	241	0- 0	235	309	253	253	29	29	
TOTALS	RPI 1-25	RPI 26-50	W-L RECORDS	RPI 51-100	RPI 101-150	RPI 150+				
10- 11	0- 0	0- 0	OVERALL	0- 2	1- 2	9- 7				
5- 4	0- 0	0- 0	HOME	0- 0	1- 2	4- 2				
5- 7	0- 0	0- 0	AWAY	0- 2	0- 0	5- 5				
0- 0	0- 0	0- 0	NEUTRAL	0- 0	0- 0	0- 0				
3- 6	0- 0	0- 0	NON-CONFERENCE	0- 1	1- 1	2- 4				
1- 2	0- 0	0- 0	HOME	0- 0	1- 1	0- 1				
2- 4	0- 0	0- 0	AWAY	0- 1	0- 0	2- 3				
0- 0	0- 0	0- 0	NEUTRAL	0- 0	0- 0	0- 0				
7- 5	0- 0	0- 0	CONFERENCE	0- 1	0- 1	7- 3				
4- 2	0- 0	0- 0	HOME	0- 0	0- 1	4- 1				
3- 3	0- 0	0- 0	AWAY	0- 1	0- 0	3- 2				
0- 0	0- 0	0- 0	NEUTRAL	0- 0	0- 0	0- 0				

RPI S	Opponent	Score	RPI S	Opponent	Score	RPI S	Opponent	Score	RPI S	Opponent	Score	Team's RPI: 245
						77	A Drexel	48 65	121	H Morehead St.	69 84	
						93	A Radford	69 79	128	H High Point	61 78	
									147	H Davidson	54 49	
									152	A Delaware	45 69	
									179	A Hampton	80 82	
									198	H UNC Asheville	69 59	
									209	A Florida	60 58	
									223	A Furman	57 70	
									235	A Campbell	52 38	
									263	H Mt. St. Mary's	62 69	
									272	A Winthrop	65 52	
									272	H Winthrop	62 64	
									283	A Wofford	53 59	
									316	H Charleston So.	75 65	
									335	A Presbyterian	66 58	
									337	A Western Caro.	62 52	
									340	A Longwood	79 85	
									340	H Longwood	80 78	
									343	H USC Upstate	92 72	
LAST 12 Division I GAMES:												
272	A	Winthrop	65	52	343	H	USC Upstate	92	72			
340	H	Longwood	80	78	272	H	Winthrop	62	64			
93	A	Radford	69	79	335	A	Presbyterian	66	58			
340	A	Longwood	79	85	128	H	High Point	61	78			
316	H	Charleston So.	75	65	198	H	UNC Asheville	69	59			
179	A	Hampton	80	82	235	A	Campbell	52	38			

Non-Div I Games: Converse 79 51 Warren Wilson 100 37 Pfeiffer 82 46

Gardner-Webb

George Mason

Through Games Of Feb. 12, 2019

Average RPI Win:	236	WON-LOST	WINNING	LAST 10	STRENGTH OF	OPP. STRENGTH	TEAM	ADJ.	CONF.	ADJ CONF.
Average RPI Loss:	158	RECORD	PCT. RANK	GAMES	SCHEDULE	OF SCHEDULE	RPI	RPI	RPI	RPI
DIV. I ONLY	12- 11	156	0- 1	312	147	207	207	17	17	
DIV. I NON-CONF.	8- 5	119	0- 0	307	171	189	189	16	16	
TOTALS	RPI 1-25	RPI 26-50	W-L RECORDS	RPI 51-100	RPI 101-150	RPI 150+				
12- 11	0- 0	0- 0	OVERALL	0- 1	0- 6	12- 4				
7- 3	0- 0	0- 0	HOME	0- 0	0- 2	7- 1				
5- 8	0- 0	0- 0	AWAY	0- 1	0- 4	5- 3				
0- 0	0- 0	0- 0	NEUTRAL	0- 0	0- 0	0- 0				
8- 5	0- 0	0- 0	NON-CONFERENCE	0- 1	0- 3	8- 1				
5- 1	0- 0	0- 0	HOME	0- 0	0- 1	5- 0				
3- 4	0- 0	0- 0	AWAY	0- 1	0- 2	3- 1				
0- 0	0- 0	0- 0	NEUTRAL	0- 0	0- 0	0- 0				
4- 6	0- 0	0- 0	CONFERENCE	0- 0	0- 3	4- 3				
2- 2	0- 0	0- 0	HOME	0- 0	0- 1	2- 1				
2- 4	0- 0	0- 0	AWAY	0- 0	0- 2	2- 2				
0- 0	0- 0	0- 0	NEUTRAL	0- 0	0- 0	0- 0				

RPI 1-25			RPI 26-50			RPI 51-100			RPI 101+			Team's RPI: 207
RPI	S	Opponent	Score	RPI	S	Opponent	Score	RPI	S	Opponent	Score	
						95	A American	71	86	101	H Houston	56 66
										118	A Kansas	56 77
										130	A Fordham	53 64
										146	A Washington	52 81
										147	A Davidson	59 67
										150	H Duquesne	57 60
										152	H Delaware	72 46
										177	H UMES	70 49
										195	A Saint Louis	53 60
										196	A Massachusetts	70 52
										208	A George Washington	64 60
										208	H George Washington	61 46
										212	A St. Bonaventure	55 64
										212	H St. Bonaventure	57 68
										228	H Rhode Island	75 69
										230	A Howard	59 73
										236	A UMKC	91 84
										247	H Colgate	64 61
										252	A Air Force	78 71
										291	H Col. of Charleston	66 52
										308	H Loyola Maryland	70 38
										327	A Eastern Ky.	91 75
LAST 12 Division I GAMES:												
130	A	Fordham	53 64	196	A	Massachusetts	70 52					
208	H	George Washington	61 46	150	H	Duquesne	57 60					
212	A	St. Bonaventure	55 64	212	H	St. Bonaventure	57 68					
195	A	Saint Louis	53 60	147	A	Davidson	59 67					
228	H	Rhode Island	75 69	291	H	Col. of Charleston	66 52					
208	A	George Washington	64 60	177	H	UMES	70 49					

Non-Div I Games:

George Mason

■ Loss,
 ■ Non-Conf,
 ■ S Site,
 ■ H Home
 ■ A Away
 N Neutral

Average RPI Win: 166		WON-LOST	WINNING	LAST 10	STRENGTH OF	OPP. STRENGTH	TEAM	ADJ.	CONF.	ADJ CONF.
Average RPI Loss: 144		RECORD	PCT. RANK	GAMES	SCHEDULE	OF SCHEDULE	RPI	RPI	RPI	RPI
DIV. I ONLY		8- 16	256	0- 1	94	146	208	208	17	17
DIV. I NON-CONF.		3- 10	278	0- 0	48	79	232	232	16	16
TOTALS	RPI 1-25		RPI 26-50		W-L RECORDS	RPI 51-100	RPI 101-150		RPI 150+	
8- 16	0- 2		0- 3		OVERALL	1- 0	4- 3		3- 8	
5- 8	0- 1		0- 1		HOME	1- 0	3- 2		1- 4	
3- 6	0- 0		0- 1		AWAY	0- 0	1- 1		2- 4	
0- 2	0- 1		0- 1		NEUTRAL	0- 0	0- 0		0- 0	
3- 10	0- 2		0- 3		NON-CONFERENCE	1- 0	1- 1		1- 4	
3- 4	0- 1		0- 1		HOME	1- 0	1- 0		1- 2	
0- 4	0- 0		0- 1		AWAY	0- 0	0- 1		0- 2	
0- 2	0- 1		0- 1		NEUTRAL	0- 0	0- 0		0- 0	
5- 6	0- 0		0- 0		CONFERENCE	0- 0	3- 2		2- 4	
2- 4	0- 0		0- 0		HOME	0- 0	2- 2		0- 2	
3- 2	0- 0		0- 0		AWAY	0- 0	1- 0		2- 2	
0- 0	0- 0		0- 0		NEUTRAL	0- 0	0- 0		0- 0	

RPI 1-25					
RPI	S	Opponent	Score		
12	N	NC State	61	69	
17	H	Maryland	30	69	
RPI 26-50					
RPI	S	Opponent	Score		
35	A	James Madison	37	50	
41	H	Villanova	45	60	
42	N	Georgia Tech	55	70	
RPI 51-100					
RPI	S	Opponent	Score		
94	H	Princeton	64	49	
RPI 101+					
RPI	S	Opponent	Score		
108	H	VCU	57	48	
114	H	Dayton	46	45	
116	H	Towson	76	63	
130	H	Fordham	38	50	
147	H	Davidson	42	62	
148	A	South Fla.	30	63	
150	A	Duquesne	55	54	
157	H	Mercer	53	61	
163	A	William & Mary	59	73	
195	A	Saint Louis	44	60	
207	A	George Mason	46	61	
207	H	George Mason	60	64	
213	H	Monmouth	51	55	
228	A	Rhode Island	64	59	
229	H	Memphis	51	38	
255	H	Saint Joseph's	38	41	
285	A	La Salle	67	59	
331	A	Iona	43	52	
Team's RPI: 208					
LAST 12 Division I GAMES:					
255	H	Saint Joseph's	38	41	
207	A	George Mason	46	61	
195	A	Saint Louis	44	60	
147	H	Davidson	42	62	
150	A	Duquesne	55	54	
108	H	VCU	57	48	
207	H	George Mason	60	64	
285	A	La Salle	67	59	
114	H	Dayton	46	45	
228	A	Rhode Island	64	59	
130	H	Fordham	38	50	
229	H	Memphis	51	38	

Non-Div I Games:

George Washington

Loss, Non-Conf, S Site, H Home A Away N Neutral

Average RPI Win: 158		WON-LOST	WINNING	LAST 10	STRENGTH OF		OPP. STRENGTH	TEAM	ADJ.	CONF.	ADJ CONF.
Average RPI Loss: 50		RECORD	PCT. RANK	GAMES	SCHEDULE		OF SCHEDULE	RPI	RPI	RPI	RPI
DIV. I ONLY		11- 13	189	0- 1	15		48	91	91	6	6
DIV. I NON-CONF.		6- 5	143	0- 0	25		65	73	73	5	5
TOTALS		RPI 1-25	RPI 26-50		W-L RECORDS		RPI 51-100	RPI 101-150		RPI 150+	
11- 13	0- 5	1- 4		OVERALL		0- 0	5- 4		5- 0		
8- 5	0- 2	1- 2		HOME		0- 0	4- 1		3- 0		
3- 6	0- 1	0- 2		AWAY		0- 0	1- 3		2- 0		
0- 2	0- 2	0- 0		NEUTRAL		0- 0	0- 0		0- 0		
6- 5	0- 3	0- 1		NON-CONFERENCE		0- 0	2- 1		4- 0		
4- 2	0- 1	0- 0		HOME		0- 0	2- 1		2- 0		
2- 1	0- 0	0- 1		AWAY		0- 0	0- 0		2- 0		
0- 2	0- 2	0- 0		NEUTRAL		0- 0	0- 0		0- 0		
5- 8	0- 2	1- 3		CONFERENCE		0- 0	3- 3		1- 0		
4- 3	0- 1	1- 2		HOME		0- 0	2- 0		1- 0		
1- 5	0- 1	0- 1		AWAY		0- 0	1- 3		0- 0		
0- 0	0- 0	0- 0		NEUTRAL		0- 0	0- 0		0- 0		

RPI 1-25				
RPI	S	Opponent	Score	
2	N	Baylor	46	67
8	A	Marquette	52	59
8	H	Marquette	62	72
12	H	NC State	65	76
25	N	Buffalo	64	73

RPI 26-50				
RPI	S	Opponent	Score	
34	A	DePaul	71	76
34	H	DePaul	64	69
35	A	James Madison	57	69
41	H	Villanova	68	63
44	H	Butler	50	59

RPI 51-100					Team's RPI: 91	
RPI	S	Opponent	Score			
108	H	VCU	45	47		
109	A	St. John's (NY)	51	59		
115	A	Creighton	38	65		
115	H	Creighton	62	53		
117	A	Providence	68	52		
117	H	Providence	61	56		
120	A	Seton Hall	63	76		
127	H	Pittsburgh	70	41		
130	H	Fordham	58	38		
172	H	Xavier	68	61		
177	H	UMES	74	55		
180	A	Rider	79	49		
256	A	Richmond	73	53		
308	H	Loyola Maryland	45	30		

LAST 12 Division I GAMES:									
34	A	DePaul	71	76	41	H	Villanova	68	63
8	A	Marquette	52	59	8	H	Marquette	62	72
117	H	Providence	61	56	34	H	DePaul	64	69
115	H	Creighton	62	53	115	A	Creighton	38	65
120	A	Seton Hall	63	76	117	A	Providence	68	52
109	A	St. John's (NY)	51	59	44	H	Butler	50	59

Non-Div I Games:

Georgetown

Loss, Non-Conf, S Site, H Home A Away N Neutral

Average RPI Win: 215	WON-LOST	WINNING	LAST 10	STRENGTH OF	OPP. STRENGTH	TEAM	ADJ.	CONF.	ADJ CONF.
Average RPI Loss: 42	RECORD	PCT. RANK	GAMES	SCHEDULE	OF SCHEDULE	RPI	RPI	RPI	RPI
DIV. I ONLY	14- 9	114	1- 0	102	87	104	104	5	5
DIV. I NON-CONF.	9- 4	85	0- 0	236	240	137	137	4	4
TOTALS	RPI 1-25	RPI 26-50	W-L RECORDS	RPI 51-100	RPI 101-150	RPI 150+			
14- 9	0- 3	0- 5	OVERALL	3- 0	0- 1	11- 0			
11- 2	0- 1	0- 0	HOME	2- 0	0- 1	9- 0			
2- 6	0- 1	0- 5	AWAY	1- 0	0- 0	1- 0			
1- 1	0- 1	0- 0	NEUTRAL	0- 0	0- 0	1- 0			
9- 4	0- 1	0- 3	NON-CONFERENCE	0- 0	0- 0	9- 0			
8- 0	0- 0	0- 0	HOME	0- 0	0- 0	8- 0			
0- 3	0- 0	0- 3	AWAY	0- 0	0- 0	0- 0			
1- 1	0- 1	0- 0	NEUTRAL	0- 0	0- 0	1- 0			
5- 5	0- 2	0- 2	CONFERENCE	3- 0	0- 1	2- 0			
3- 2	0- 1	0- 0	HOME	2- 0	0- 1	1- 0			
2- 3	0- 1	0- 2	AWAY	1- 0	0- 0	1- 0			
0- 0	0- 0	0- 0	NEUTRAL	0- 0	0- 0	0- 0			

RPI 1-25				RPI 26-50				RPI 51-100				RPI 101+ Team's RPI: 104			
RPI	S	Opponent	Score	RPI	S	Opponent	Score	RPI	S	Opponent	Score	RPI	S	Opponent	Score
7	A	Mississippi St.	71 80	33	A	Missouri	35 61	56	H	LSU	63 50	131	H	Alabama	53 58
17	N	Maryland	51 58	38	A	UCLA	69 80	61	H	Tennessee	66 62	157	H	Mercer	67 60
21	H	Texas A&M	66 76	41	A	Villanova	56 62	82	A	Arkansas	80 72	176	A	Vanderbilt	71 64
				42	A	Georgia Tech	53 63					209	H	Florida	93 58
				50	A	Auburn	58 59					212	H	St. Bonaventure	67 40
												223	H	Furman	61 38
												272	H	Winthrop	85 39
												289	H	Ga. Southern	81 38
												295	N	Morgan St.	60 33
												316	H	Charleston So.	83 75
												324	H	Lipscomb	77 45
												335	H	Presbyterian	83 59
LAST 12 Division I GAMES:															
209	H	Florida	93 58	61	H	Tennessee	66 62								
50	A	Auburn	58 59	7	A	Mississippi St.	71 80								
82	A	Arkansas	80 72	176	A	Vanderbilt	71 64								
131	H	Alabama	53 58	56	H	LSU	63 50								
21	H	Texas A&M	66 76	335	H	Presbyterian	83 59								
33	A	Missouri	35 61	289	H	Ga. Southern	81 38								

Non-Div I Games:

Georgia

Average RPI Win:	254	WON-LOST	WINNING	LAST 10	STRENGTH OF	OPP. STRENGTH	TEAM	ADJ.	CONF.	ADJ CONF.
Average RPI Loss:	109	RECORD	PCT. RANK	GAMES	SCHEDULE	OF SCHEDULE	RPI	RPI	RPI	RPI
DIV. I ONLY	13- 9	123	1- 0	204	222	155	155	12	12	
DIV. I NON-CONF.	6- 5	143	0- 0	211	243	168	168	14	14	
TOTALS	RPI 1-25	RPI 26-50	W-L RECORDS	RPI 51-100	RPI 101-150	RPI 150+				
13- 9	0- 1	0- 2	OVERALL	2- 2	0- 1	11- 3				
8- 3	0- 0	0- 1	HOME	2- 0	0- 1	6- 1				
5- 6	0- 1	0- 1	AWAY	0- 2	0- 0	5- 2				
0- 0	0- 0	0- 0	NEUTRAL	0- 0	0- 0	0- 0				
6- 5	0- 1	0- 2	NON-CONFERENCE	0- 1	0- 0	6- 1				
4- 1	0- 0	0- 1	HOME	0- 0	0- 0	4- 0				
2- 4	0- 1	0- 1	AWAY	0- 1	0- 0	2- 1				
0- 0	0- 0	0- 0	NEUTRAL	0- 0	0- 0	0- 0				
7- 4	0- 0	0- 0	CONFERENCE	2- 1	0- 1	5- 2				
4- 2	0- 0	0- 0	HOME	2- 0	0- 1	2- 1				
3- 2	0- 0	0- 0	AWAY	0- 1	0- 0	3- 1				
0- 0	0- 0	0- 0	NEUTRAL	0- 0	0- 0	0- 0				

RPI 1-25				RPI 26-50				RPI 51-100				RPI 101+ Team's RPI: 155			
RPI	S	Opponent	Score	RPI	S	Opponent	Score	RPI	S	Opponent	Score	RPI	S	Opponent	Score
16	A	Florida St.	43 79	31	A	Rice	49 66	55	A	Middle Tenn.	54 69	110	H	South Alabama	59 68
				42	H	Georgia Tech	71 78	79	H	Troy	84 80	181	A	Texas St.	57 34
								88	A	UT Arlington	45 69	181	H	Texas St.	60 69
								88	H	UT Arlington	50 48	202	A	Jacksonville St.	56 61
												239	H	Bethune-Cookman	62 57
												253	A	Louisiana	54 57
												253	H	Louisiana	74 71
												289	A	Ga. Southern	83 66
												294	A	Fla. Atlantic	75 59
												296	A	La.-Monroe	56 41
												296	H	La.-Monroe	68 46
												304	H	Kennesaw St.	79 73
												314	H	UNC Greensboro	70 63
												325	A	FIU	67 61
												341	H	N.C. Central	65 54
LAST 12 Division I GAMES:															
253	H	Louisiana	74 71	110	H	South Alabama	59 68								
296	H	La.-Monroe	68 46	296	A	La.-Monroe	56 41								
289	A	Ga. Southern	83 66	253	A	Louisiana	54 57								
88	A	UT Arlington	45 69	181	H	Texas St.	60 69								
181	A	Texas St.	57 34	88	H	UT Arlington	50 48								
79	H	Troy	84 80	16	A	Florida St.	43 79								

Non-Div I Games:

Georgia St.

■ Loss,
 ■ Non-Conf, S Site,
 ■ Home
 ■ Away
 N Neutral

Average RPI Win:	163	WON-LOST	WINNING	LAST 10	STRENGTH OF	OPP. STRENGTH	TEAM	ADJ.	CONF.	ADJ CONF.
Average RPI Loss:	37	RECORD	PCT. RANK	GAMES	SCHEDULE	OF SCHEDULE	RPI	RPI	RPI	RPI
DIV. I ONLY	15- 9	106	1- 0	39	21	42	42	1	1	
DIV. I NON-CONF.	10- 3	59	0- 0	156	183	60	60	1	1	
TOTALS	RPI 1-25	RPI 26-50	W-L RECORDS	RPI 51-100	RPI 101-150	RPI 150+				
15- 9	1- 6	0- 0	OVERALL	1- 1	7- 2	6- 0				
9- 2	1- 2	0- 0	HOME	1- 0	3- 0	4- 0				
3- 6	0- 4	0- 0	AWAY	0- 1	2- 1	1- 0				
3- 1	0- 0	0- 0	NEUTRAL	0- 0	2- 1	1- 0				
10- 3	0- 1	0- 0	NON-CONFERENCE	0- 0	4- 2	6- 0				
6- 0	0- 0	0- 0	HOME	0- 0	2- 0	4- 0				
1- 2	0- 1	0- 0	AWAY	0- 0	0- 1	1- 0				
3- 1	0- 0	0- 0	NEUTRAL	0- 0	2- 1	1- 0				
5- 6	1- 5	0- 0	CONFERENCE	1- 1	3- 0	0- 0				
3- 2	1- 2	0- 0	HOME	1- 0	1- 0	0- 0				
2- 4	0- 3	0- 0	AWAY	0- 1	2- 0	0- 0				
0- 0	0- 0	0- 0	NEUTRAL	0- 0	0- 0	0- 0				

RPI 1-25				RPI 26-50				Team's RPI: 42				RPI 51-100				RPI 101+			
RPI	S	Opponent	Score	RPI	S	Opponent	Score	RPI	S	Opponent	Score	RPI	S	Opponent	Score	RPI	S	Opponent	Score
1	A	Notre Dame	50 90									58	A	Clemson	61 71	101	A	Houston	89 95
1	H	Notre Dame	55 76									74	H	Duke	70 64	102	N	Idaho St.	74 51
3	A	Louisville	44 61													104	H	Georgia	63 53
9	H	Syracuse	65 55													105	A	Boston College	81 76
12	H	NC State	60 68													114	N	Dayton	66 85
17	A	Maryland	54 67													119	A	Wake Forest	60 46
24	A	North Carolina	90 91													120	N	Seton Hall	84 73

Non-Div I Games:

Georgia Tech

■ Loss,
 ■ Non-Conf, S Site,
 ■ Home
 ■ Away
 N Neutral

Gonzaga

Through Games Of Feb. 12, 2019

Average RPI Win: 129	WON-LOST	WINNING	LAST 10	STRENGTH OF	OPP. STRENGTH	TEAM	ADJ.	CONF.	ADJ CONF.
Average RPI Loss: 19	RECORD	PCT. RANK	GAMES	SCHEDULE	OF SCHEDULE	RPI	RPI	RPI	RPI
DIV. I ONLY	22- 2	5	1- 0	62	28	13	13	8	8
DIV. I NON-CONF.	11- 1	13	1- 0	63	4	12	12	7	7
TOTALS	RPI 1-25	RPI 26-50	W-L RECORDS	RPI 51-100	RPI 101-150	RPI 150+			
22- 2	2- 1	2- 1	OVERALL	5- 0	4- 0	9- 0			
11- 0	1- 0	1- 0	HOME	2- 0	2- 0	5- 0			
9- 1	0- 0	1- 1	AWAY	3- 0	1- 0	4- 0			
2- 1	1- 1	0- 0	NEUTRAL	0- 0	1- 0	0- 0			
11- 1	2- 1	0- 0	NON-CONFERENCE	2- 0	3- 0	4- 0			
6- 0	1- 0	0- 0	HOME	1- 0	2- 0	2- 0			
3- 0	0- 0	0- 0	AWAY	1- 0	0- 0	2- 0			
2- 1	1- 1	0- 0	NEUTRAL	0- 0	1- 0	0- 0			
11- 1	0- 0	2- 1	CONFERENCE	3- 0	1- 0	5- 0			
5- 0	0- 0	1- 0	HOME	1- 0	0- 0	3- 0			
6- 1	0- 0	1- 1	AWAY	2- 0	1- 0	2- 0			
0- 0	0- 0	0- 0	NEUTRAL	0- 0	0- 0	0- 0			

RPI	S	Opponent	Score	RPI	S	Opponent	Score	RPI	S	Opponent	Score	RPI	S	Opponent	Score
1	N	Notre Dame	65 81	37	A	BYU	68 70	63	A	Missouri St.	70 67	102	H	Idaho St.	70 51
5	H	Stanford	79 73	46	A	Saint Mary's (CA)	66 52	81	A	Pacific	63 51	122	H	Washington St.	76 53
19	N	Rutgers	57 40	46	H	Saint Mary's (CA)	74 62	81	H	Pacific	88 65	124	A	Pepperdine	79 54
								89	H	Idaho	88 51	129	N	Western Ky.	76 55
								100	A	Loyola Marymount	78 53	161	A	Portland	93 62
												161	H	Portland	97 71
												164	H	Montana	76 52
												184	H	Santa Clara	78 61
												197	A	Eastern Wash.	63 51
												216	A	UNLV	70 59
												241	H	San Francisco	78 51
												249	H	Colorado St.	50 39
												258	A	San Diego	86 61
LAST 12 Division I GAMES:															
129	N	Western Ky.	76 55	241	H	San Francisco	78 51								
19	N	Rutgers	57 40	258	A	San Diego	86 61								
161	A	Portland	93 62	37	A	BYU	68 70								
46	A	Saint Mary's (CA)	66 52	161	H	Portland	97 71								
81	A	Pacific	63 51	81	H	Pacific	88 65								
184	H	Santa Clara	78 61	46	H	Saint Mary's (CA)	74 62								

Non-Div I Games:

Gonzaga

■ Loss,
 ■ Non-Conf, S Site,
 ■ Home
 ■ Away
 N Neutral

Average RPI Win:	248	WON-LOST	WINNING	LAST 10	STRENGTH OF	OPP. STRENGTH	TEAM	ADJ.	CONF.	ADJ CONF.
Average RPI Loss:	161	RECORD	PCT. RANK	GAMES	SCHEDULE	OF SCHEDULE	RPI	RPI	RPI	RPI
DIV. I ONLY	10- 13	210	1- 0	272	248	215	215	29	29	
DIV. I NON-CONF.	3- 9	271	0- 0	85	89	191	191	27	27	
TOTALS	RPI 1-25	RPI 26-50	W-L RECORDS	RPI 51-100	RPI 101-150	RPI 150+				
10- 13	0- 0	1- 2	OVERALL	1- 1	0- 4	8- 6				
3- 3	0- 0	0- 0	HOME	0- 0	0- 0	3- 3				
5- 9	0- 0	0- 1	AWAY	0- 1	0- 4	5- 3				
2- 1	0- 0	1- 1	NEUTRAL	1- 0	0- 0	0- 0				
3- 9	0- 0	1- 2	NON-CONFERENCE	1- 1	0- 4	1- 2				
1- 0	0- 0	0- 0	HOME	0- 0	0- 0	1- 0				
0- 8	0- 0	0- 1	AWAY	0- 1	0- 4	0- 2				
2- 1	0- 0	1- 1	NEUTRAL	1- 0	0- 0	0- 0				
7- 4	0- 0	0- 0	CONFERENCE	0- 0	0- 0	7- 4				
2- 3	0- 0	0- 0	HOME	0- 0	0- 0	2- 3				
5- 1	0- 0	0- 0	AWAY	0- 0	0- 0	5- 1				
0- 0	0- 0	0- 0	NEUTRAL	0- 0	0- 0	0- 0				

RPI S	Opponent	Score	RPI S	Opponent	Score	RPI S	Opponent	Score	RPI S	Opponent	Score	Team's RPI: 215
39 N	South Dakota	53 67	88 A	UT Arlington	54 78	111 A	Oklahoma St.	40 86				
40 N	Indiana	65 62	100 N	Loyola Marymount	62 61	118 A	Kansas	45 76				
50 A	Auburn	48 97				131 A	Alabama	55 73				
						148 A	South Fla.	50 67				
						185 A	Southern U.	65 71				
						185 H	Southern U.	81 86				
						192 A	Southern Miss.	47 68				
						199 A	Prairie View	64 63				
						211 A	Texas Southern	75 67				
						248 A	Wichita St.	61 70				
						250 A	Alabama St.	80 72				
						286 H	Jackson St.	74 77				
						302 A	Alabama A&M	63 51				
						310 H	Mississippi Val.	52 54				
						330 H	McNeese	75 51				
						347 H	Ark.-Pine Bluff	77 57				
						350 A	Alcorn	79 63				
						350 H	Alcorn	61 56				
LAST 12 Division I GAMES:												
350 A	Alcorn	79 63	211 A	Texas Southern	75 67							
185 A	Southern U.	65 71	350 H	Alcorn	61 56							
310 H	Mississippi Val.	52 54	185 H	Southern U.	81 86							
347 H	Ark.-Pine Bluff	77 57	302 A	Alabama A&M	63 51							
286 H	Jackson St.	74 77	250 A	Alabama St.	80 72							
199 A	Prairie View	64 63	111 A	Oklahoma St.	40 86							

Non-Div I Games:

Grambling

■ Loss,
 ■ Non-Conf,
 ■ S Site,
 ■ Home
 ■ A Away
 N Neutral

Average RPI Win: 288		WON-LOST	WINNING	LAST 10	STRENGTH OF	OPP. STRENGTH	TEAM	ADJ.	CONF.	ADJ CONF.
Average RPI Loss: 217		RECORD	PCT. RANK	GAMES	SCHEDULE	OF SCHEDULE	RPI	RPI	RPI	RPI
DIV. I ONLY		5- 15	300	0- 1	327	326	338	338	30	30
DIV. I NON-CONF.		2- 8	293	0- 0	326	288	345	345	30	30
TOTALS	RPI 1-25	RPI 26-50		W-L RECORDS		RPI 51-100	RPI 101-150	RPI 150+		
5- 15	0- 0	0- 0		OVERALL		0- 0	0- 2	5- 13		
4- 5	0- 0	0- 0		HOME		0- 0	0- 1	4- 4		
1- 10	0- 0	0- 0		AWAY		0- 0	0- 1	1- 9		
0- 0	0- 0	0- 0		NEUTRAL		0- 0	0- 0	0- 0		
2- 8	0- 0	0- 0		NON-CONFERENCE		0- 0	0- 2	2- 6		
2- 3	0- 0	0- 0		HOME		0- 0	0- 1	2- 2		
0- 5	0- 0	0- 0		AWAY		0- 0	0- 1	0- 4		
0- 0	0- 0	0- 0		NEUTRAL		0- 0	0- 0	0- 0		
3- 7	0- 0	0- 0		CONFERENCE		0- 0	0- 0	3- 7		
2- 2	0- 0	0- 0		HOME		0- 0	0- 0	2- 2		
1- 5	0- 0	0- 0		AWAY		0- 0	0- 0	1- 5		
0- 0	0- 0	0- 0		NEUTRAL		0- 0	0- 0	0- 0		

RPI 1-25				RPI 26-50				RPI 51-100				RPI 101+				Team's RPI: 338	
RPI	S	Opponent	Score	RPI	S	Opponent	Score	RPI	S	Opponent	Score	RPI	S	Opponent	Score		
												103	A	UNCW	55	77	
												140	H	Portland St.	55	60	
												164	H	Montana	47	69	
												166	A	New Mexico St.	52	81	
												166	H	New Mexico St.	54	51	
												173	H	Indiana St.	81	88	
												184	A	Santa Clara	55	75	
												203	A	East Carolina	47	59	
												219	A	UTRGV	42	49	
												219	H	UTRGV	50	66	
												236	A	UMKC	45	73	
												259	A	Long Beach St.	50	57	
												262	H	California Baptist	75	71	
												274	H	CSU Bakersfield	46	59	
												281	A	Utah Valley	46	57	
												293	A	UC Santa Barbara	55	66	
												321	H	Incarnate Word	74	63	
												342	A	Seattle U	74	73	
												348	A	Chicago St.	48	50	
												351	H	LIU Brooklyn	65	62	
LAST 12 Division I GAMES:																	
				166	A	New Mexico St.	52	81	219	H	UTRGV	50	66				
				219	A	UTRGV	42	49	166	H	New Mexico St.	54	51				
				274	H	CSU Bakersfield	46	59	342	A	Seattle U	74	73				
				262	H	California Baptist	75	71	281	A	Utah Valley	46	57				
				236	A	UMKC	45	73	184	A	Santa Clara	55	75				
				348	A	Chicago St.	48	50	259	A	Long Beach St.	50	57				

Non-Div I Games:

Grand Canyon

Loss, Non-Conf, S Site, H Home A Away N Neutral

Average RPI Win:	200	WON-LOST	WINNING	LAST 10	STRENGTH OF	OPP. STRENGTH	TEAM	ADJ.	CONF.	ADJ CONF.
Average RPI Loss:	57	RECORD	PCT. RANK	GAMES	SCHEDULE	OF SCHEDULE	RPI	RPI	RPI	RPI
DIV. I ONLY	14- 7	81	1- 0	76	131	67	67	20	20	
DIV. I NON-CONF.	4- 5	190	0- 0	4	13	38	38	17	17	
TOTALS	RPI 1-25	RPI 26-50	W-L RECORDS	RPI 51-100	RPI 101-150	RPI 150+				
14- 7	0- 1	1- 3	OVERALL	2- 2	2- 1	9- 0				
9- 2	0- 0	0- 0	HOME	2- 1	2- 1	5- 0				
5- 5	0- 1	1- 3	AWAY	0- 1	0- 0	4- 0				
0- 0	0- 0	0- 0	NEUTRAL	0- 0	0- 0	0- 0				
4- 5	0- 1	1- 3	NON-CONFERENCE	1- 1	1- 0	1- 0				
3- 1	0- 0	0- 0	HOME	1- 1	1- 0	1- 0				
1- 4	0- 1	1- 3	AWAY	0- 0	0- 0	0- 0				
0- 0	0- 0	0- 0	NEUTRAL	0- 0	0- 0	0- 0				
10- 2	0- 0	0- 0	CONFERENCE	1- 1	1- 1	8- 0				
6- 1	0- 0	0- 0	HOME	1- 0	1- 1	4- 0				
4- 1	0- 0	0- 0	AWAY	0- 1	0- 0	4- 0				
0- 0	0- 0	0- 0	NEUTRAL	0- 0	0- 0	0- 0				

RPI 1-25				RPI 26-50				RPI 51-100				Team's RPI: 67	RPI 101+																				
RPI	S	Opponent	Score	RPI	S	Opponent	Score	RPI	S	Opponent	Score		RPI	S	Opponent	Score																	
8	A	Marquette	54 80	29	A	South Dakota St.	47 77	75	H	Maine	70 39		114	H	Dayton	51 35																	
				33	A	Missouri	56 49	76	A	Wright St.	67 85		123	H	IUPUI	63 67																	
				34	A	DePaul	64 73	76	H	Wright St.	56 37		126	H	Youngstown St.	60 42																	
				39	A	South Dakota	49 55	90	H	Northwestern	55 57		188	H	Wisconsin	55 46																	
LAST 12 Division I GAMES:																																	
				76	H	Wright St.	56 37	339	A	Detroit Mercy	65 40																						
				280	H	Northern Ky.	70 42	126	H	Youngstown St.	60 42																						
				193	H	Milwaukee	59 45	269	H	Cleveland St.	62 53																						
				123	H	IUPUI	63 67	280	A	Northern Ky.	81 61																						
				329	H	UIC	62 32	76	A	Wright St.	67 85																						
				301	A	Oakland	77 53	193	A	Milwaukee	76 62																						

Non-Div I Games: Wis.-Parkside 81 32

Green Bay

■ Loss,
 ■ Non-Conf, S Site,
 ■ Home
 ■ Away
 N Neutral

Average RPI Win:	248	WON-LOST	WINNING	LAST 10	STRENGTH OF	OPP. STRENGTH	TEAM	ADJ.	CONF.	ADJ CONF.
Average RPI Loss:	170	RECORD	PCT. RANK	GAMES	SCHEDULE	OF SCHEDULE	RPI	RPI	RPI	RPI
DIV. I ONLY	12- 9	132	0- 1	243	267	179	179	28	28	
DIV. I NON-CONF.	3- 7	256	0- 1	206	116	265	265	29	29	
TOTALS	RPI 1-25	RPI 26-50	W-L RECORDS	RPI 51-100	RPI 101-150	RPI 150+				
12- 9	0- 1	1- 0	OVERALL	1- 1	0- 2	10- 5				
8- 2	0- 0	1- 0	HOME	1- 0	0- 1	6- 1				
4- 5	0- 1	0- 0	AWAY	0- 0	0- 1	4- 3				
0- 2	0- 0	0- 0	NEUTRAL	0- 1	0- 0	0- 1				
3- 7	0- 1	1- 0	NON-CONFERENCE	0- 1	0- 1	2- 4				
2- 2	0- 0	1- 0	HOME	0- 0	0- 1	1- 1				
1- 3	0- 1	0- 0	AWAY	0- 0	0- 0	1- 2				
0- 2	0- 0	0- 0	NEUTRAL	0- 1	0- 0	0- 1				
9- 2	0- 0	0- 0	CONFERENCE	1- 0	0- 1	8- 1				
6- 0	0- 0	0- 0	HOME	1- 0	0- 0	5- 0				
3- 2	0- 0	0- 0	AWAY	0- 0	0- 1	3- 1				
0- 0	0- 0	0- 0	NEUTRAL	0- 0	0- 0	0- 0				

RPI 1-25				RPI 26-50				RPI 51-100				RPI 101+ Team's RPI: 179			
RPI	S	Opponent	Score	RPI	S	Opponent	Score	RPI	S	Opponent	Score	RPI	S	Opponent	Score
12	A	NC State	51 83	35	H	James Madison	72 65	52	N	SFA	68 70	128	A	High Point	73 82
								93	H	Radford	68 54	141	H	Chattanooga	50 58
												190	H	Elon	62 77
												198	A	UNC Asheville	61 58
												232	N	Sacramento St.	61 65
												235	A	Campbell	46 52
												235	H	Campbell	61 50
												245	H	Gardner-Webb	82 80
												261	A	Columbia	63 88
												268	H	Samford	64 57
												272	A	Winthrop	84 63
												275	A	Cornell	53 79
												294	A	Fla. Atlantic	72 68
												316	A	Charleston So.	74 66
												335	H	Presbyterian	79 62
												340	H	Longwood	66 40
												343	H	USC Upstate	67 43
LAST 12 Division I GAMES:															
232	N	Sacramento St.	61 65	272	A	Winthrop	84 63								
235	H	Campbell	61 50	235	A	Campbell	46 52								
335	H	Presbyterian	79 62	340	H	Longwood	66 40								
128	A	High Point	73 82	93	H	Radford	68 54								
343	H	USC Upstate	67 43	198	A	UNC Asheville	61 58								
245	H	Gardner-Webb	82 80	316	A	Charleston So.	74 66								

Non-Div I Games: Mid-Atlantic Christl15 48

Hampton

■ Loss,
 ■ Non-Conf, S Site,
 ■ Home
 ■ Away
 N Neutral

Average RPI Win:	240	WON-LOST	WINNING	LAST 10	STRENGTH OF	OPP. STRENGTH	TEAM	ADJ.	CONF.	ADJ CONF.
Average RPI Loss:	82	RECORD	PCT. RANK	GAMES	SCHEDULE	OF SCHEDULE	RPI	RPI	RPI	RPI
DIV. I ONLY	16- 8	81	0- 1	164	184	106	106	23	23	
DIV. I NON-CONF.	7- 7	162	0- 1	118	78	138	138	25	25	
TOTALS	RPI 1-25	RPI 26-50	W-L RECORDS	RPI 51-100	RPI 101-150	RPI 150+				
16- 8	0- 3	0- 2	OVERALL	2- 1	0- 0	14- 2				
9- 2	0- 1	0- 0	HOME	2- 1	0- 0	7- 0				
7- 4	0- 1	0- 2	AWAY	0- 0	0- 0	7- 1				
0- 2	0- 1	0- 0	NEUTRAL	0- 0	0- 0	0- 1				
7- 7	0- 3	0- 2	NON-CONFERENCE	1- 1	0- 0	6- 1				
4- 2	0- 1	0- 0	HOME	1- 1	0- 0	3- 0				
3- 3	0- 1	0- 2	AWAY	0- 0	0- 0	3- 0				
0- 2	0- 1	0- 0	NEUTRAL	0- 0	0- 0	0- 1				
9- 1	0- 0	0- 0	CONFERENCE	1- 0	0- 0	8- 1				
5- 0	0- 0	0- 0	HOME	1- 0	0- 0	4- 0				
4- 1	0- 0	0- 0	AWAY	0- 0	0- 0	4- 1				
0- 0	0- 0	0- 0	NEUTRAL	0- 0	0- 0	0- 0				

RPI 1-25				RPI 26-50				RPI 51-100				RPI 101+ Team's RPI: 106			
RPI	S	Opponent	Score	RPI	S	Opponent	Score	RPI	S	Opponent	Score	RPI	S	Opponent	Score
3	N	Louisville	69 86	41	A	Villanova	41 59	75	H	Maine	49 46	159	A	Stony Brook	64 36
20	H	Michigan St.	66 74	48	A	New Mexico	65 72	84	H	Harvard	73 60	159	H	Stony Brook	73 62
23	A	Miami (FL)	62 75					94	H	Princeton	38 75	160	N	Southern Ill.	50 72
												163	H	William & Mary	50 45
												228	A	Rhode Island	65 51
												240	H	Albany (NY)	82 35
												264	A	Binghamton	62 73
												277	H	Vermont	61 32
												295	H	Morgan St.	80 59
												298	A	Central Conn. St.	54 52
												300	A	UMBC	66 52
												300	H	UMBC	92 47
												307	H	Bryant	67 57
												312	A	NJIT	84 53
												313	A	New Hampshire	66 48
												322	A	UMass Lowell	66 44
LAST 12 Division I GAMES:															
48	A	New Mexico	65 72	313	A	New Hampshire	66 48								
23	A	Miami (FL)	62 75	322	A	UMass Lowell	66 44								
300	H	UMBC	92 47	75	H	Maine	49 46								
159	H	Stony Brook	73 62	277	H	Vermont	61 32								
264	A	Binghamton	62 73	300	A	UMBC	66 52								
240	H	Albany (NY)	82 35	159	A	Stony Brook	64 36								

Non-Div I Games:

Hartford

■ Loss,
■ Non-Conf, S Site,
■ Home
■ Away
N Neutral

Average RPI Win:	203	WON-LOST	WINNING	LAST 10	STRENGTH OF	OPP. STRENGTH	TEAM	ADJ.	CONF.	ADJ CONF.
Average RPI Loss:	82	RECORD	PCT. RANK	GAMES	SCHEDULE	OF SCHEDULE	RPI	RPI	RPI	RPI
DIV. I ONLY	11- 8	131	1- 0	89	99	84	84	11	11	
DIV. I NON-CONF.	7- 6	153	1- 0	73	26	83	83	11	11	
TOTALS	RPI 1-25	RPI 26-50	W-L RECORDS	RPI 51-100	RPI 101-150	RPI 150+				
11- 8	0- 2	1- 0	OVERALL	0- 4	1- 1	9- 1				
3- 3	0- 1	0- 0	HOME	0- 2	1- 0	2- 0				
7- 5	0- 1	1- 0	AWAY	0- 2	0- 1	6- 1				
1- 0	0- 0	0- 0	NEUTRAL	0- 0	0- 0	1- 0				
7- 6	0- 2	1- 0	NON-CONFERENCE	0- 3	1- 1	5- 0				
2- 3	0- 1	0- 0	HOME	0- 2	1- 0	1- 0				
4- 3	0- 1	1- 0	AWAY	0- 1	0- 1	3- 0				
1- 0	0- 0	0- 0	NEUTRAL	0- 0	0- 0	1- 0				
4- 2	0- 0	0- 0	CONFERENCE	0- 1	0- 0	4- 1				
1- 0	0- 0	0- 0	HOME	0- 0	0- 0	1- 0				
3- 2	0- 0	0- 0	AWAY	0- 1	0- 0	3- 1				
0- 0	0- 0	0- 0	NEUTRAL	0- 0	0- 0	0- 0				

RPI 1-25				RPI 26-50				RPI 51-100 Team's RPI: 84				RPI 101+			
RPI	S	Opponent	Score	RPI	S	Opponent	Score	RPI	S	Opponent	Score	RPI	S	Opponent	Score
1	A	Notre Dame	58 103	36	A	California	85 79	53	A	Purdue	65 66	106	A	Hartford	60 73
19	H	Rutgers	49 60					65	H	Quinnipiac	67 72	143	H	Boston U.	67 47
								73	A	Yale	62 65	158	A	CSUN	75 55
								75	H	Maine	60 67	200	A	Dartmouth	73 57
												200	H	Dartmouth	56 46
												202	N	Jacksonville St.	69 62
												227	A	Brown	100 83
												228	A	Rhode Island	80 47
												261	A	Columbia	65 75
												275	A	Cornell	68 61
												278	A	Siena	73 54
												285	H	La Salle	88 43
LAST 12 Division I GAMES:															
158	A	CSUN	75 55	200	H	Dartmouth	56 46								
275	A	Cornell	68 61	36	A	California	85 79								
261	A	Columbia	65 75	228	A	Rhode Island	80 47								
227	A	Brown	100 83	143	H	Boston U.	67 47								
73	A	Yale	62 65	19	H	Rutgers	49 60								
200	A	Dartmouth	73 57	75	H	Maine	60 67								

Non-Div I Games:

Harvard

■ Loss,
 ■ Non-Conf, S Site,
 ■ Home
 ■ Away
 N Neutral

Average RPI Win: 229	WON-LOST	WINNING	LAST 10	STRENGTH OF	OPP. STRENGTH	TEAM	ADJ.	CONF.	ADJ CONF.
Average RPI Loss: 156	RECORD	PCT. RANK	GAMES	SCHEDULE	OF SCHEDULE	RPI	RPI	RPI	RPI
DIV. I ONLY	8- 13	241	0- 1	213	168	243	243	21	21
DIV. I NON-CONF.	3- 9	271	0- 1	169	95	273	273	20	20
TOTALS	RPI 1-25	RPI 26-50	W-L RECORDS	RPI 51-100	RPI 101-150	RPI 150+			
8- 13	0- 1	0- 0	OVERALL	2- 3	0- 1	6- 8			
4- 7	0- 1	0- 0	HOME	2- 2	0- 1	2- 3			
4- 5	0- 0	0- 0	AWAY	0- 0	0- 0	4- 5			
0- 1	0- 0	0- 0	NEUTRAL	0- 1	0- 0	0- 0			
3- 9	0- 1	0- 0	NON-CONFERENCE	1- 3	0- 1	2- 4			
2- 5	0- 1	0- 0	HOME	1- 2	0- 1	1- 1			
1- 3	0- 0	0- 0	AWAY	0- 0	0- 0	1- 3			
0- 1	0- 0	0- 0	NEUTRAL	0- 1	0- 0	0- 0			
5- 4	0- 0	0- 0	CONFERENCE	1- 0	0- 0	4- 4			
2- 2	0- 0	0- 0	HOME	1- 0	0- 0	1- 2			
3- 2	0- 0	0- 0	AWAY	0- 0	0- 0	3- 2			
0- 0	0- 0	0- 0	NEUTRAL	0- 0	0- 0	0- 0			

RPI 1-25				RPI 26-50				RPI 51-100				RPI 101+ Team's RPI: 243			
RPI	S	Opponent	Score	RPI	S	Opponent	Score	RPI	S	Opponent	Score	RPI	S	Opponent	Score
5	H	Stanford	59 81					51	N	Utah	48 73	124	H	Pepperdine	64 65
								72	H	FGCU	67 73	158	H	CSUN	29 49
								89	H	Idaho	69 61	161	H	Portland	65 72
								92	H	UC Davis	65 60	165	H	UC Riverside	55 60
								95	H	American	57 69	168	A	UC Irvine	70 68
												204	A	San Diego St.	57 58
												216	A	UNLV	66 61
												233	A	Nevada	78 79
												246	A	Cal St. Fullerton	68 72
												258	A	San Diego	50 58
												259	A	Long Beach St.	40 56
												293	A	UC Santa Barbara	47 35
												314	A	Cal Poly	71 54
												314	H	Cal Poly	70 52
												342	H	Seattle U	67 51
LAST 12 Division I GAMES:															
				51	N	Utah	48 73	314	A	Cal Poly	71 54				
				259	A	Long Beach St.	40 56	158	H	CSUN	29 49				
				168	A	UC Irvine	70 68	92	H	UC Davis	65 60				
				314	H	Cal Poly	70 52	246	A	Cal St. Fullerton	68 72				
				165	H	UC Riverside	55 60	233	A	Nevada	78 79				
				293	A	UC Santa Barbara	47 35	216	A	UNLV	66 61				

Non-Div I Games: Hawaii Pacific 66 51

Hawaii

Average RPI Win:	274	WON-LOST	WINNING	LAST 10	STRENGTH OF	OPP. STRENGTH	TEAM	ADJ.	CONF.	ADJ CONF.
Average RPI Loss:	97	RECORD	PCT. RANK	GAMES	SCHEDULE	OF SCHEDULE	RPI	RPI	RPI	RPI
DIV. I ONLY	14- 7	81	1- 0	218	306	128	128	28	28	
DIV. I NON-CONF.	5- 4	139	0- 0	125	241	106	106	29	29	
TOTALS	RPI 1-25	RPI 26-50	W-L RECORDS	RPI 51-100	RPI 101-150	RPI 150+				
14- 7	0- 0	0- 1	OVERALL	1- 4	0- 1	13- 1				
9- 1	0- 0	0- 0	HOME	1- 1	0- 0	8- 0				
5- 6	0- 0	0- 1	AWAY	0- 3	0- 1	5- 1				
0- 0	0- 0	0- 0	NEUTRAL	0- 0	0- 0	0- 0				
5- 4	0- 0	0- 1	NON-CONFERENCE	1- 2	0- 1	4- 0				
4- 0	0- 0	0- 0	HOME	1- 0	0- 0	3- 0				
1- 4	0- 0	0- 1	AWAY	0- 2	0- 1	1- 0				
0- 0	0- 0	0- 0	NEUTRAL	0- 0	0- 0	0- 0				
9- 3	0- 0	0- 0	CONFERENCE	0- 2	0- 0	9- 1				
5- 1	0- 0	0- 0	HOME	0- 1	0- 0	5- 0				
4- 2	0- 0	0- 0	AWAY	0- 1	0- 0	4- 1				
0- 0	0- 0	0- 0	NEUTRAL	0- 0	0- 0	0- 0				

RPI S	Opponent	Score	RPI S	Opponent	Score	RPI S	Opponent	Score	RPI S	Opponent	Score	Team's RPI: 128
26	A Kentucky	49 71	58	A Clemson	64 83	147	A Davidson	62 71				
			62	A Miami (OH)	55 68	179	H Hampton	82 73				
			93	A Radford	58 80	198	A UNC Asheville	56 67				
			93	H Radford	79 84	235	H Campbell	65 60				
			95	H American	66 61	242	A ETSU	73 65				
						245	A Gardner-Webb	78 61				
						266	H Norfolk St.	83 51				
						272	H Winthrop	56 54				
						314	H UNC Greensboro	82 75				
						316	A Charleston So.	69 62				
						316	H Charleston So.	71 64				
						335	H Presbyterian	79 40				
						340	A Longwood	65 54				
						341	H N.C. Central	80 69				
						343	A USC Upstate	87 61				
LAST 12 Division I GAMES:												
316	A Charleston So.	69 62	235	H Campbell	65 60							
93	H Radford	79 84	198	A UNC Asheville	56 67							
340	A Longwood	65 54	245	A Gardner-Webb	78 61							
179	H Hampton	82 73	335	H Presbyterian	79 40							
272	H Winthrop	56 54	93	A Radford	58 80							
316	H Charleston So.	71 64	343	A USC Upstate	87 61							

Non-Div I Games: Greensboro 102 50 Mars Hill 86 36

High Point

Loss, Non-Conf, S Site, H Home A Away N Neutral

Average RPI Win: 234	WON-LOST	WINNING	LAST 10	STRENGTH OF	OPP. STRENGTH	TEAM	ADJ.	CONF.	ADJ CONF.
Average RPI Loss: 147	RECORD	PCT. RANK	GAMES	SCHEDULE	OF SCHEDULE	RPI	RPI	RPI	RPI
DIV. I ONLY	6- 16	289	0- 1	135	223	254	254	10	10
DIV. I NON-CONF.	5- 6	177	0- 0	242	334	216	216	10	10
TOTALS	RPI 1-25	RPI 26-50	W-L RECORDS	RPI 51-100	RPI 101-150	RPI 150+			
6- 16	0- 0	0- 2	OVERALL	1- 2	0- 4	5- 8			
2- 8	0- 0	0- 1	HOME	1- 1	0- 1	1- 5			
3- 6	0- 0	0- 1	AWAY	0- 0	0- 2	3- 3			
1- 2	0- 0	0- 0	NEUTRAL	0- 1	0- 1	1- 0			
5- 6	0- 0	0- 0	NON-CONFERENCE	0- 1	0- 1	5- 4			
1- 2	0- 0	0- 0	HOME	0- 0	0- 0	1- 2			
3- 2	0- 0	0- 0	AWAY	0- 0	0- 0	3- 2			
1- 2	0- 0	0- 0	NEUTRAL	0- 1	0- 1	1- 0			
1- 10	0- 0	0- 2	CONFERENCE	1- 1	0- 3	0- 4			
1- 6	0- 0	0- 1	HOME	1- 1	0- 1	0- 3			
0- 4	0- 0	0- 1	AWAY	0- 0	0- 2	0- 1			
0- 0	0- 0	0- 0	NEUTRAL	0- 0	0- 0	0- 0			

RPI S	Opponent	Score	RPI S	Opponent	Score	RPI S	Opponent	Score	RPI S	Opponent	Score	Team's RPI: 254
35	A James Madison	54 77	35	H James Madison	44 59	76	N Wright St.	64 93	103	A UNCW	54 89	
						77	H Drexel	49 61	116	A Towson	68 92	
						78	H Northeastern	78 61	116	H Towson	56 68	
									145	N Marist	57 71	
									152	H Delaware	59 78	
									159	A Stony Brook	49 77	
									163	H William & Mary	55 60	
									190	H Elon	64 77	
									205	N Stetson	53 50	
									210	A Holy Cross	66 72	
									212	A St. Bonaventure	67 59	
									225	H Sacred Heart	64 70	
									261	H Columbia	63 65	
									278	A Siena	57 50	
									291	A Col. of Charleston	62 70	
									300	A UMBC	45 42	
									331	H Iona	74 49	
LAST 12 Division I GAMES:												
35	H James Madison	44 59	152	H Delaware	59 78							
116	H Towson	56 68	116	A Towson	68 92							
291	A Col. of Charleston	62 70	35	A James Madison	54 77							
103	A UNCW	54 89	190	H Elon	64 77							
78	H Northeastern	78 61	163	H William & Mary	55 60							
77	H Drexel	49 61	278	A Siena	57 50							

Non-Div I Games: Wilmington (DE) 77 56

Hofstra

■ Loss,
 ■ Non-Conf, S Site,
 ■ Home
 ■ Away
 N Neutral

Holy Cross

Through Games Of Feb. 12, 2019

Average RPI Win:	268	WON-LOST	WINNING	LAST 10	STRENGTH OF	OPP. STRENGTH	TEAM	ADJ.	CONF.	ADJ CONF.
Average RPI Loss:	188	RECORD	PCT. RANK	GAMES	SCHEDULE	OF SCHEDULE	RPI	RPI	RPI	RPI
DIV. I ONLY	13- 9	123	1- 0	334	255	210	210	18	18	
DIV. I NON-CONF.	8- 3	72	0- 0	339	294	202	202	22	22	
TOTALS	RPI 1-25	RPI 26-50	W-L RECORDS	RPI 51-100	RPI 101-150	RPI 150+				
13- 9	0- 0	0- 1	OVERALL	0- 1	1- 1	12- 6				
9- 2	0- 0	0- 0	HOME	0- 0	1- 0	8- 2				
4- 7	0- 0	0- 1	AWAY	0- 1	0- 1	4- 4				
0- 0	0- 0	0- 0	NEUTRAL	0- 0	0- 0	0- 0				
8- 3	0- 0	0- 0	NON-CONFERENCE	0- 0	0- 1	8- 2				
5- 1	0- 0	0- 0	HOME	0- 0	0- 0	5- 1				
3- 2	0- 0	0- 0	AWAY	0- 0	0- 1	3- 1				
0- 0	0- 0	0- 0	NEUTRAL	0- 0	0- 0	0- 0				
5- 6	0- 0	0- 1	CONFERENCE	0- 1	1- 0	4- 4				
4- 1	0- 0	0- 0	HOME	0- 0	1- 0	3- 1				
1- 5	0- 0	0- 1	AWAY	0- 1	0- 0	1- 3				
0- 0	0- 0	0- 0	NEUTRAL	0- 0	0- 0	0- 0				

RPI	S	Opponent	Score	RPI	S	Opponent	Score	RPI	S	Opponent	Score	RPI	S	Opponent	Score	Team's RPI: 210
45	A	Bucknell	71 75	95	A	American	58 70	105	A	Boston College	63 89	143	H	Boston U.	75 69	
								151	A	Lehigh	55 64	180	H	Rider	71 61	
								201	A	Navy	47 54	227	H	Brown	85 89	
								228	H	Rhode Island	73 65	240	A	Albany (NY)	56 50	
								247	H	Colgate	67 70	254	H	Hofstra	72 66	
								277	A	Vermont	65 40	299	H	Army West Point	58 39	
								306	H	Manhattan	61 53	307	A	Bryant	81 62	
								308	A	Loyola Maryland	58 48	308	H	Loyola Maryland	78 60	
								311	A	Lafayette	63 73	311	H	Lafayette	56 53	
								313	A	New Hampshire	62 74	322	H	UMass Lowell	63 54	
LAST 12 Division I GAMES:																
308	A	Loyola Maryland	58 48	201	A	Navy	47 54									
311	H	Lafayette	56 53	308	H	Loyola Maryland	78 60									
95	A	American	58 70	151	A	Lehigh	55 64									
45	A	Bucknell	71 75	311	A	Lafayette	63 73									
299	H	Army West Point	58 39	247	H	Colgate	67 70									
143	H	Boston U.	75 69	307	A	Bryant	81 62									

Non-Div I Games:

Holy Cross

■ Loss,
 ■ Non-Conf,
 ■ S Site,
 ■ H Home
 ■ A Away
 N Neutral

Average RPI Win:	199	WON-LOST	WINNING	LAST 10	STRENGTH OF	OPP. STRENGTH	TEAM	ADJ.	CONF.	ADJ CONF.
Average RPI Loss:	73	RECORD	PCT. RANK	GAMES	SCHEDULE	OF SCHEDULE	RPI	RPI	RPI	RPI
DIV. I ONLY	12- 11	156	1- 0	79	84	101	101	9	9	
DIV. I NON-CONF.	6- 7	172	0- 0	79	99	108	108	9	9	
TOTALS	RPI 1-25	RPI 26-50	W-L RECORDS	RPI 51-100	RPI 101-150	RPI 150+				
12- 11	0- 3	1- 2	OVERALL	0- 3	2- 1	9- 2				
4- 5	0- 2	1- 1	HOME	0- 1	1- 1	2- 0				
8- 6	0- 1	0- 1	AWAY	0- 2	1- 0	7- 2				
0- 0	0- 0	0- 0	NEUTRAL	0- 0	0- 0	0- 0				
6- 7	0- 1	1- 2	NON-CONFERENCE	0- 2	0- 1	5- 1				
1- 4	0- 1	1- 1	HOME	0- 1	0- 1	0- 0				
5- 3	0- 0	0- 1	AWAY	0- 1	0- 0	5- 1				
0- 0	0- 0	0- 0	NEUTRAL	0- 0	0- 0	0- 0				
6- 4	0- 2	0- 0	CONFERENCE	0- 1	2- 0	4- 1				
3- 1	0- 1	0- 0	HOME	0- 0	1- 0	2- 0				
3- 3	0- 1	0- 0	AWAY	0- 1	1- 0	2- 1				
0- 0	0- 0	0- 0	NEUTRAL	0- 0	0- 0	0- 0				

RPI 1-25				RPI 26-50				RPI 51-100				RPI 101+ Team's RPI: 101			
RPI	S	Opponent	Score	RPI	S	Opponent	Score	RPI	S	Opponent	Score	RPI	S	Opponent	Score
6	H	UConn	61 81	36	A	California	79 80	72	A	FGCU	71 76	105	H	Boston College	57 64
14	A	UCF	56 58	42	H	Georgia Tech	95 89	86	A	Cincinnati	57 68	148	A	South Fla.	54 52
21	H	Texas A&M	52 68	48	H	New Mexico	84 89	88	H	UT Arlington	61 65	149	H	Tulsa	76 44
												154	A	Louisiana Tech	88 100
												170	A	Temple	65 76
												170	H	Temple	78 65
												192	A	Southern Miss.	61 44
												206	A	SMU	72 61
												206	H	SMU	69 68
												207	A	George Mason	66 56
												242	A	ETSU	84 77
												248	A	Wichita St.	66 58
												261	A	Columbia	83 72
												321	A	Incarinate Word	79 60
LAST 12 Division I GAMES:															
				148	A	South Fla.	54 52					248	A	Wichita St.	66 58
				170	A	Temple	65 76					170	H	Temple	78 65
				206	H	SMU	69 68					206	A	SMU	72 61
				14	A	UCF	56 58					6	H	UConn	61 81
				149	H	Tulsa	76 44					192	A	Southern Miss.	61 44
				86	A	Cincinnati	57 68					207	A	George Mason	66 56

Non-Div I Games:

Houston

■ Loss,
 ■ Non-Conf,
 ■ S Site,
 ■ Home
 ■ A Away
 N Neutral

Houston Baptist

Through Games Of Feb. 12, 2019

Average RPI Win:	312	WON-LOST	WINNING	LAST 10	STRENGTH OF	OPP. STRENGTH	TEAM	ADJ.	CONF.	ADJ CONF.
Average RPI Loss:	182	RECORD	PCT. RANK	GAMES	SCHEDULE	OF SCHEDULE	RPI	RPI	RPI	RPI
DIV. I ONLY	3- 13	322	0- 0	283	266	333	333	25	25	
DIV. I NON-CONF.	1- 5	311	0- 0	284	148	334	334	23	23	
TOTALS	RPI 1-25	RPI 26-50	W-L RECORDS	RPI 51-100	RPI 101-150	RPI 150+				
3- 13	0- 0	0- 0	OVERALL	0- 2	0- 2	3- 9				
3- 4	0- 0	0- 0	HOME	0- 0	0- 0	3- 4				
0- 9	0- 0	0- 0	AWAY	0- 2	0- 2	0- 5				
0- 0	0- 0	0- 0	NEUTRAL	0- 0	0- 0	0- 0				
1- 5	0- 0	0- 0	NON-CONFERENCE	0- 0	0- 2	1- 3				
1- 1	0- 0	0- 0	HOME	0- 0	0- 0	1- 1				
0- 4	0- 0	0- 0	AWAY	0- 0	0- 2	0- 2				
0- 0	0- 0	0- 0	NEUTRAL	0- 0	0- 0	0- 0				
2- 8	0- 0	0- 0	CONFERENCE	0- 2	0- 0	2- 6				
2- 3	0- 0	0- 0	HOME	0- 0	0- 0	2- 3				
0- 5	0- 0	0- 0	AWAY	0- 2	0- 0	0- 3				
0- 0	0- 0	0- 0	NEUTRAL	0- 0	0- 0	0- 0				

RPI 1-25				RPI 26-50				RPI 51-100				RPI 101+ Team's RPI: 333					
RPI	S	Opponent	Score	RPI	S	Opponent	Score	RPI	S	Opponent	Score	RPI	S	Opponent	Score		
								52	A	SFA	53	65	111	A	Oklahoma St.	44	77
								59	A	Lamar University	50	63	139	A	Texas Tech	76	82
													167	H	Abilene Christian	62	72
													171	A	North Texas	75	100
													175	H	Oral Roberts	56	74
													178	A	Nicholls St.	54	77
													189	H	Sam Houston St.	63	74
													248	A	Wichita St.	50	68
													267	H	A&M-Corpus Christi	56	70
													276	A	Southeastern La.	65	73
													296	H	La.-Monroe	68	60
													318	H	New Orleans	83	74
													321	H	Incarnate Word	60	59
													330	A	McNeese	71	81
LAST 12 Division I GAMES:																	
				52	A	SFA	53	65	167	H	Abilene Christian	62	72				
				267	H	A&M-Corpus Christi	56	70	178	A	Nicholls St.	54	77				
				321	H	Incarnate Word	60	59	318	H	New Orleans	83	74				
				330	A	McNeese	71	81	59	A	Lamar University	50	63				
				276	A	Southeastern La.	65	73	296	H	La.-Monroe	68	60				
				189	H	Sam Houston St.	63	74	175	H	Oral Roberts	56	74				

Non-Div I Games: Howard Payne 93 60 Tex. A&M Int'l 81 48 McMurry 92 41 Southwest (NM) 100 57
Houston Baptist

Loss, Non-Conf, S Site, H Home A Away N Neutral

Average RPI Win: 292	WON-LOST	WINNING	LAST 10	STRENGTH OF	OPP. STRENGTH	TEAM	ADJ.	CONF.	ADJ CONF.
Average RPI Loss: 186	RECORD	PCT. RANK	GAMES	SCHEDULE	OF SCHEDULE	RPI	RPI	RPI	RPI
DIV. I ONLY	13- 10	138	0- 1	331	334	230	230	32	32
DIV. I NON-CONF.	7- 6	153	0- 0	299	277	203	203	32	32
TOTALS	RPI 1-25	RPI 26-50	W-L RECORDS	RPI 51-100	RPI 101-150	RPI 150+			
13- 10	0- 1	0- 0	OVERALL	0- 1	0- 0	13- 8			
7- 3	0- 0	0- 0	HOME	0- 0	0- 0	7- 3			
6- 7	0- 1	0- 0	AWAY	0- 1	0- 0	6- 5			
0- 0	0- 0	0- 0	NEUTRAL	0- 0	0- 0	0- 0			
7- 6	0- 1	0- 0	NON-CONFERENCE	0- 1	0- 0	7- 4			
2- 2	0- 0	0- 0	HOME	0- 0	0- 0	2- 2			
5- 4	0- 1	0- 0	AWAY	0- 1	0- 0	5- 2			
0- 0	0- 0	0- 0	NEUTRAL	0- 0	0- 0	0- 0			
6- 4	0- 0	0- 0	CONFERENCE	0- 0	0- 0	6- 4			
5- 1	0- 0	0- 0	HOME	0- 0	0- 0	5- 1			
1- 3	0- 0	0- 0	AWAY	0- 0	0- 0	1- 3			
0- 0	0- 0	0- 0	NEUTRAL	0- 0	0- 0	0- 0			

RPI	S	Opponent	Score	RPI	S	Opponent	Score	RPI	S	Opponent	Score	RPI	S	Opponent	Score	Team's RPI: 230
24	A	North Carolina	63 85					86	A	Cincinnati	51 85	157	H	Mercer	70 85	
												163	A	William & Mary	75 88	
												177	A	UMES	72 80	
												177	H	UMES	73 80	
												207	H	George Mason	73 59	
												235	A	Campbell	69 64	
												238	A	Niagara	68 61	
												239	A	Bethune-Cookman	63 76	
												239	H	Bethune-Cookman	61 40	
												256	A	Richmond	60 67	
												266	H	Norfolk St.	74 70	
												278	H	Siena	81 86	
												285	A	La Salle	57 54	
												295	H	Morgan St.	79 56	
												305	A	South Carolina St.	63 72	
												312	H	NJIT	77 57	
												325	A	FIU	89 62	
												344	A	Fairleigh Dickinson	79 58	
												346	H	Delaware St.	78 62	
												349	A	Florida A&M	81 59	
												349	H	Florida A&M	74 68	
LAST 12 Division I GAMES:																
239	A	Bethune-Cookman	63 76	295	H	Morgan St.	79 56	239	H	Bethune-Cookman	61 40	177	A	UMES	72 80	
349	A	Florida A&M	81 59	266	H	Norfolk St.	74 70	349	H	Florida A&M	74 68	24	A	North Carolina	63 85	
266	H	Norfolk St.	74 70	177	A	UMES	72 80	86	A	Cincinnati	51 85					
177	H	UMES	73 80													
346	H	Delaware St.	78 62													
305	A	South Carolina St.	63 72													

Non-Div I Games:

Howard

■ Loss,
 ■ Non-Conf, S Site,
 ■ Home
 ■ Away
 N Neutral

Average RPI Win: 220	WON-LOST	WINNING	LAST 10	STRENGTH OF	OPP. STRENGTH	TEAM	ADJ.	CONF.	ADJ CONF.
Average RPI Loss: 115	RECORD	PCT. RANK	GAMES	SCHEDULE	OF SCHEDULE	RPI	RPI	RPI	RPI
DIV. I ONLY	14- 9	114	1- 0	163	190	123	123	20	20
DIV. I NON-CONF.	5- 5	162	0- 0	69	107	89	89	17	17
TOTALS	RPI 1-25	RPI 26-50	W-L RECORDS	RPI 51-100	RPI 101-150	RPI 150+			
14- 9	0- 1	0- 1	OVERALL	1- 3	3- 1	10- 3			
7- 3	0- 0	0- 1	HOME	0- 2	2- 0	5- 0			
6- 6	0- 1	0- 0	AWAY	1- 1	0- 1	5- 3			
1- 0	0- 0	0- 0	NEUTRAL	0- 0	1- 0	0- 0			
5- 5	0- 1	0- 1	NON-CONFERENCE	0- 1	2- 0	3- 2			
1- 2	0- 0	0- 1	HOME	0- 1	1- 0	0- 0			
3- 3	0- 1	0- 0	AWAY	0- 0	0- 0	3- 2			
1- 0	0- 0	0- 0	NEUTRAL	0- 0	1- 0	0- 0			
9- 4	0- 0	0- 0	CONFERENCE	1- 2	1- 1	7- 1			
6- 1	0- 0	0- 0	HOME	0- 1	1- 0	5- 0			
3- 3	0- 0	0- 0	AWAY	1- 1	0- 1	2- 1			
0- 0	0- 0	0- 0	NEUTRAL	0- 0	0- 0	0- 0			

RPI 1-25				RPI 26-50				RPI 51-100				RPI 101+ Team's RPI: 123			
RPI	S	Opponent	Score	RPI	S	Opponent	Score	RPI	S	Opponent	Score	RPI	S	Opponent	Score
11	A	Iowa	58 72	32	H	Ohio	66 73	67	A	Green Bay	67 63	108	N	VCU	63 61
								76	A	Wright St.	59 66	126	A	Youngstown St.	52 70
								76	H	Wright St.	75 78	126	H	Youngstown St.	64 44
								83	H	UNI	40 53	136	H	UT Martin	73 72
												160	A	Southern Ill.	73 78
												173	A	Indiana St.	64 59
												188	A	Wisconsin	64 65
												193	A	Milwaukee	67 66
												194	A	Ole Miss	66 58
												269	A	Cleveland St.	75 50
												269	H	Cleveland St.	64 36
												280	A	Northern Ky.	57 60
												280	H	Northern Ky.	70 48
												297	A	UTSA	58 50
												301	H	Oakland	82 53
												329	H	UIC	71 43
												339	H	Detroit Mercy	82 47
LAST 12 Division I GAMES:															
269	H	Cleveland St.	64 36	329	H	UIC	71 43								
126	H	Youngstown St.	64 44	301	H	Oakland	82 53								
76	A	Wright St.	59 66	339	H	Detroit Mercy	82 47								
280	A	Northern Ky.	57 60	126	A	Youngstown St.	52 70								
67	A	Green Bay	67 63	269	A	Cleveland St.	75 50								
193	A	Milwaukee	67 66	280	H	Northern Ky.	70 48								

Non-Div I Games: Purdue Northwest 101 40

IUPUI

■ Loss,
 ■ Non-Conf, S Site,
 ■ Home
 ■ Away
 N Neutral

Idaho

Through Games Of Feb. 12, 2019

Average RPI Win: 190	WON-LOST	WINNING	LAST 10	STRENGTH OF	OPP. STRENGTH	TEAM	ADJ.	CONF.	ADJ CONF.
Average RPI Loss: 112	RECORD	PCT. RANK	GAMES	SCHEDULE	OF SCHEDULE	RPI	RPI	RPI	RPI
DIV. I ONLY	13- 8	111	1- 0	130	112	89	89	16	16
DIV. I NON-CONF.	3- 6	241	0- 0	55	49	146	146	12	12
TOTALS	RPI 1-25	RPI 26-50	W-L RECORDS	RPI 51-100	RPI 101-150	RPI 150+			
13- 8	0- 2	0- 1	OVERALL	0- 2	5- 0	8- 3			
7- 1	0- 0	0- 0	HOME	0- 1	2- 0	5- 0			
6- 6	0- 2	0- 1	AWAY	0- 0	3- 0	3- 3			
0- 1	0- 0	0- 0	NEUTRAL	0- 1	0- 0	0- 0			
3- 6	0- 2	0- 1	NON-CONFERENCE	0- 1	1- 0	2- 2			
2- 0	0- 0	0- 0	HOME	0- 0	0- 0	2- 0			
1- 5	0- 2	0- 1	AWAY	0- 0	1- 0	0- 2			
0- 1	0- 0	0- 0	NEUTRAL	0- 1	0- 0	0- 0			
10- 2	0- 0	0- 0	CONFERENCE	0- 1	4- 0	6- 1			
5- 1	0- 0	0- 0	HOME	0- 1	2- 0	3- 0			
5- 1	0- 0	0- 0	AWAY	0- 0	2- 0	3- 1			
0- 0	0- 0	0- 0	NEUTRAL	0- 0	0- 0	0- 0			

RPI 1-25				RPI 26-50				RPI 51-100 Team's RPI: 89				RPI 101+			
RPI	S	Opponent	Score	RPI	S	Opponent	Score	RPI	S	Opponent	Score	RPI	S	Opponent	Score
5	A	Stanford	71 115	47	A	Wyoming	61 64	66	N	Boise St.	85 91	102	A	Idaho St.	86 72
13	A	Gonzaga	51 88					99	H	Northern Colo.	72 86	138	A	Montana St.	82 66
												138	H	Montana St.	90 65
												139	A	Texas Tech	88 77
												140	H	Portland St.	80 78
												158	H	CSUN	88 73
												164	A	Montana	79 82
												164	H	Montana	76 68
												197	H	Eastern Wash.	84 68
												232	H	Sacramento St.	104 66
												234	A	Northern Ariz.	86 69
												241	H	San Francisco	70 63
												243	A	Hawaii	61 69
												259	A	Long Beach St.	63 70
												271	A	Southern Utah	82 70
												317	A	Weber St.	79 74
LAST 12 Division I GAMES:															
138	H	Montana St.	90 65	164	A	Montana	79 82								
164	H	Montana	76 68	138	A	Montana St.	82 66								
271	A	Southern Utah	82 70	99	H	Northern Colo.	72 86								
234	A	Northern Ariz.	86 69	197	H	Eastern Wash.	84 68								
140	H	Portland St.	80 78	317	A	Weber St.	79 74								
232	H	Sacramento St.	104 66	102	A	Idaho St.	86 72								

Non-Div I Games:

Idaho

■ Loss,
 ■ Non-Conf, S Site,
 ■ Home
 ■ Away
 N Neutral

Average RPI Win:	226	WON-LOST	WINNING	LAST 10	STRENGTH OF	OPP. STRENGTH	TEAM	ADJ.	CONF.	ADJ CONF.
Average RPI Loss:	87	RECORD	PCT. RANK	GAMES	SCHEDULE	OF SCHEDULE	RPI	RPI	RPI	RPI
DIV. I ONLY	14- 7	81	1- 0	159	188	102	102	16	16	
DIV. I NON-CONF.	4- 4	162	0- 0	33	233	71	71	12	12	
TOTALS	RPI 1-25	RPI 26-50	W-L RECORDS	RPI 51-100	RPI 101-150	RPI 150+				
14- 7	0- 1	0- 1	OVERALL	0- 4	3- 0	11- 1				
7- 2	0- 0	0- 0	HOME	0- 1	2- 0	5- 1				
6- 4	0- 1	0- 0	AWAY	0- 3	1- 0	5- 0				
1- 1	0- 0	0- 1	NEUTRAL	0- 0	0- 0	1- 0				
4- 4	0- 1	0- 1	NON-CONFERENCE	0- 2	1- 0	3- 0				
2- 0	0- 0	0- 0	HOME	0- 0	1- 0	1- 0				
1- 3	0- 1	0- 0	AWAY	0- 2	0- 0	1- 0				
1- 1	0- 0	0- 1	NEUTRAL	0- 0	0- 0	1- 0				
10- 3	0- 0	0- 0	CONFERENCE	0- 2	2- 0	8- 1				
5- 2	0- 0	0- 0	HOME	0- 1	1- 0	4- 1				
5- 1	0- 0	0- 0	AWAY	0- 1	1- 0	4- 0				
0- 0	0- 0	0- 0	NEUTRAL	0- 0	0- 0	0- 0				

RPI 1-25				RPI 26-50				RPI 51-100				RPI 101+ Team's RPI: 102			
RPI	S	Opponent	Score	RPI	S	Opponent	Score	RPI	S	Opponent	Score	RPI	S	Opponent	Score
13	A	Gonzaga	51 70	42	N	Georgia Tech	51 74	51	A	Utah	60 74	124	H	Pepperdine	65 63
								80	A	Arizona	46 71	138	H	Montana St.	61 43
								89	H	Idaho	72 86	140	A	Portland St.	58 57
								99	A	Northern Colo.	56 60	164	H	Montana	50 34
												197	H	Eastern Wash.	63 48
												232	A	Sacramento St.	56 42
												232	H	Sacramento St.	73 43
												234	A	Northern Ariz.	80 69
												234	H	Northern Ariz.	77 81
												262	A	California Baptist	72 57
												271	A	Southern Utah	69 57
												271	H	Southern Utah	80 47
												281	H	Utah Valley	80 68
												304	N	Kennesaw St.	60 49
												317	A	Weber St.	70 57
LAST 12 Division I GAMES:															
271	H	Southern Utah	80 47	99	A	Northern Colo.	56 60	232	H	Sacramento St.	73 43				
234	H	Northern Ariz.	77 81	317	A	Weber St.	70 57	234	A	Northern Ariz.	80 69				
140	A	Portland St.	58 57	271	A	Southern Utah	69 57								
232	A	Sacramento St.	56 42	197	H	Eastern Wash.	63 48								
138	H	Montana St.	61 43												
164	H	Montana	50 34												

Non-Div I Games: Benedictine Mesa 88 51

Idaho St.

■ Loss,
 ■ Non-Conf, S Site,
 ■ Home
 ■ Away
 N Neutral

Average RPI Win:	236	WON-LOST	WINNING	LAST 10	STRENGTH OF	OPP. STRENGTH	TEAM	ADJ.	CONF.	ADJ CONF.
Average RPI Loss:	72	RECORD	PCT. RANK	GAMES	SCHEDULE	OF SCHEDULE	RPI	RPI	RPI	RPI
DIV. I ONLY	10- 14	225	1- 0	108	80	186	186	4	4	
DIV. I NON-CONF.	8- 3	72	0- 0	290	254	180	180	6	6	
TOTALS	RPI 1-25	RPI 26-50	W-L RECORDS	RPI 51-100	RPI 101-150	RPI 150+				
10- 14	0- 4	0- 2	OVERALL	0- 5	1- 2	9- 1				
8- 7	0- 3	0- 2	HOME	0- 2	0- 0	8- 0				
2- 6	0- 1	0- 0	AWAY	0- 3	1- 2	1- 0				
0- 1	0- 0	0- 0	NEUTRAL	0- 0	0- 0	0- 1				
8- 3	0- 0	0- 1	NON-CONFERENCE	0- 1	0- 0	8- 1				
7- 1	0- 0	0- 1	HOME	0- 0	0- 0	7- 0				
1- 1	0- 0	0- 0	AWAY	0- 1	0- 0	1- 0				
0- 1	0- 0	0- 0	NEUTRAL	0- 0	0- 0	0- 1				
2- 11	0- 4	0- 1	CONFERENCE	0- 4	1- 2	1- 0				
1- 6	0- 3	0- 1	HOME	0- 2	0- 0	1- 0				
1- 5	0- 1	0- 0	AWAY	0- 2	1- 2	0- 0				
0- 0	0- 0	0- 0	NEUTRAL	0- 0	0- 0	0- 0				

RPI	S	Opponent	Score	RPI	S	Opponent	Score	RPI	S	Opponent	Score	RPI	S	Opponent	Score	Team's RPI: 186
11	H	Iowa	75 94	33	H	Missouri	45 67	53	A	Purdue	50 72	107	A	Ohio St.	70 78	
17	H	Maryland	66 80	40	H	Indiana	83 85	58	A	Clemson	67 69	112	A	Minnesota	66 62	
19	H	Rutgers	60 71					90	A	Northwestern	45 68	133	A	Penn St.	48 62	
20	A	Michigan St.	60 77					90	H	Northwestern	56 64	173	H	Indiana St.	75 57	
								98	H	Nebraska	67 77	183	H	Eastern Mich.	72 66	
												188	H	Wisconsin	78 68	
												232	N	Sacramento St.	107 109	
												257	H	SIUE	74 57	
												261	H	Columbia	76 69	
												282	H	Murray St.	84 52	
												292	H	Valparaiso	73 54	
												302	H	Alabama A&M	88 60	
												314	A	Cal Poly	74 51	
LAST 12 Division I GAMES:																
188	H	Wisconsin	78 68	11	H	Iowa	75 94	98	H	Nebraska	67 77	133	A	Penn St.	48 62	
53	A	Purdue	50 72	19	H	Rutgers	60 71	112	A	Minnesota	66 62	90	A	Northwestern	45 68	
17	H	Maryland	66 80													
107	A	Ohio St.	70 78													
90	H	Northwestern	56 64													
20	A	Michigan St.	60 77													

Non-Div I Games:

Illinois

■ Loss,
■ Non-Conf, S Site,
■ Home
■ Away
N Neutral

Average RPI Win:	242	WON-LOST	WINNING	LAST 10	STRENGTH OF	OPP. STRENGTH	TEAM	ADJ.	CONF.	ADJ CONF.
Average RPI Loss:	158	RECORD	PCT. RANK	GAMES	SCHEDULE	OF SCHEDULE	RPI	RPI	RPI	RPI
DIV. I ONLY	12- 9	132	1- 0	281	225	191	191	13	13	
DIV. I NON-CONF.	6- 4	125	0- 0	300	318	185	185	15	15	
TOTALS	RPI 1-25	RPI 26-50	W-L RECORDS	RPI 51-100	RPI 101-150	RPI 150+				
12- 9	0- 1	0- 1	OVERALL	1- 1	0- 0	11- 6				
8- 3	0- 1	0- 0	HOME	1- 1	0- 0	7- 1				
4- 6	0- 0	0- 1	AWAY	0- 0	0- 0	4- 5				
0- 0	0- 0	0- 0	NEUTRAL	0- 0	0- 0	0- 0				
6- 4	0- 0	0- 1	NON-CONFERENCE	0- 0	0- 0	6- 3				
4- 0	0- 0	0- 0	HOME	0- 0	0- 0	4- 0				
2- 4	0- 0	0- 1	AWAY	0- 0	0- 0	2- 3				
0- 0	0- 0	0- 0	NEUTRAL	0- 0	0- 0	0- 0				
6- 5	0- 1	0- 0	CONFERENCE	1- 1	0- 0	5- 3				
4- 3	0- 1	0- 0	HOME	1- 1	0- 0	3- 1				
2- 2	0- 0	0- 0	AWAY	0- 0	0- 0	2- 2				
0- 0	0- 0	0- 0	NEUTRAL	0- 0	0- 0	0- 0				

RPI 1-25				RPI 26-50				RPI 51-100				RPI 101+ Team's RPI: 191			
RPI	S	Opponent	Score	RPI	S	Opponent	Score	RPI	S	Opponent	Score	RPI	S	Opponent	Score
22	H	Drake	64 82	44	A	Butler	56 58	63	H	Missouri St.	47 59	156	H	Bradley	68 79
								83	H	UNI	66 64	160	H	Southern Ill.	60 52
												173	A	Indiana St.	44 59
												173	H	Indiana St.	78 70
												183	A	Eastern Mich.	41 50
												195	H	Saint Louis	72 67
												224	H	North Dakota	67 55
												236	A	UMKC	62 55
												251	A	Loyola Chicago	59 62
												257	A	SIUE	61 68
												269	A	Cleveland St.	63 67
												280	A	Northern Ky.	58 53
												287	H	Austin Peay	61 49
												292	A	Valparaiso	70 67
												301	H	Oakland	62 56
												336	A	Evansville	72 61
												336	H	Evansville	82 59
LAST 12 Division I GAMES:															
173	H	Indiana St.	78 70	160	H	Southern Ill.	60 52								
336	H	Evansville	82 59	336	A	Evansville	72 61								
292	A	Valparaiso	70 67	173	A	Indiana St.	44 59								
251	A	Loyola Chicago	59 62	22	H	Drake	64 82								
156	H	Bradley	68 79	83	H	UNI	66 64								
63	H	Missouri St.	47 59	236	A	UMKC	62 55								

Non-Div I Games: Maryville (MO) 61 52

Illinois St.

Average RPI Win:	324	WON-LOST	WINNING	LAST 10	STRENGTH OF	OPP. STRENGTH	TEAM	ADJ.	CONF.	ADJ CONF.
Average RPI Loss:	169	RECORD	PCT. RANK	GAMES	SCHEDULE	OF SCHEDULE	RPI	RPI	RPI	RPI
DIV. I ONLY	2- 19	340	0- 1	176	268	321	321	25	25	
DIV. I NON-CONF.	0- 11	336	0- 0	52	198	299	299	23	23	
TOTALS	RPI 1-25	RPI 26-50	W-L RECORDS	RPI 51-100	RPI 101-150	RPI 150+				
2- 19	0- 1	0- 2	OVERALL	0- 4	0- 2	2- 10				
1- 7	0- 0	0- 1	HOME	0- 3	0- 1	1- 2				
1- 12	0- 1	0- 1	AWAY	0- 1	0- 1	1- 8				
0- 0	0- 0	0- 0	NEUTRAL	0- 0	0- 0	0- 0				
0- 11	0- 1	0- 2	NON-CONFERENCE	0- 2	0- 2	0- 4				
0- 4	0- 0	0- 1	HOME	0- 1	0- 1	0- 1				
0- 7	0- 1	0- 1	AWAY	0- 1	0- 1	0- 3				
0- 0	0- 0	0- 0	NEUTRAL	0- 0	0- 0	0- 0				
2- 8	0- 0	0- 0	CONFERENCE	0- 2	0- 0	2- 6				
1- 3	0- 0	0- 0	HOME	0- 2	0- 0	1- 1				
1- 5	0- 0	0- 0	AWAY	0- 0	0- 0	1- 5				
0- 0	0- 0	0- 0	NEUTRAL	0- 0	0- 0	0- 0				

RPI S	Opponent	Score	RPI S	Opponent	Score	RPI S	Opponent	Score	RPI S	Opponent	Score	Team's RPI: 321
18	A Arizona St.	43 81	31	H Rice	63 74	52	H SFA	56 66	101	H Houston	60 79	
			39	A South Dakota	43 96	59	H Lamar University	51 77	112	A Minnesota	39 75	
						80	A Arizona	42 84	178	A Nicholls St.	62 86	
						88	H UT Arlington	49 97	189	H Sam Houston St.	56 76	
									196	A Massachusetts	59 71	
									204	A San Diego St.	38 81	
									267	A A&M-Corpus Christi	49 57	
									288	A Central Ark.	43 74	
									317	H Weber St.	64 72	
									318	A New Orleans	55 58	
									318	H New Orleans	81 69	
									330	A McNeese	68 66	
									333	A Houston Baptist	59 60	
									338	A Grand Canyon	63 74	
LAST 12 Division I GAMES:												
267	A A&M-Corpus Christi	49 57	288	A Central Ark.	43 74							
318	A New Orleans	55 58	189	H Sam Houston St.	56 76							
333	A Houston Baptist	59 60	178	A Nicholls St.	62 86							
318	H New Orleans	81 69	330	A McNeese	68 66							
59	H Lamar University	51 77	31	H Rice	63 74							
52	H SFA	56 66	196	A Massachusetts	59 71							

Non-Div I Games:

Incarnate Word

■ Loss,
■ Non-Conf, S Site,
■ Home
■ Away
N Neutral

Indiana

Through Games Of Feb. 12, 2019

Average RPI Win:	127	WON-LOST	WINNING	LAST 10	STRENGTH OF	OPP. STRENGTH	TEAM	ADJ.	CONF.	ADJ CONF.
Average RPI Loss:	79	RECORD	PCT. RANK	GAMES	SCHEDULE	OF SCHEDULE	RPI	RPI	RPI	RPI
DIV. I ONLY	17- 8	78	0- 1	51	50	40	40	4	4	
DIV. I NON-CONF.	11- 1	13	0- 0	106	70	20	20	6	6	
TOTALS	RPI 1-25	RPI 26-50	W-L RECORDS	RPI 51-100	RPI 101-150	RPI 150+				
17- 8	1- 3	3- 0	OVERALL	5- 2	2- 2	6- 1				
9- 3	1- 1	1- 0	HOME	3- 1	1- 1	3- 0				
6- 4	0- 2	1- 0	AWAY	1- 1	1- 1	3- 0				
2- 1	0- 0	1- 0	NEUTRAL	1- 0	0- 0	0- 1				
11- 1	0- 0	3- 0	NON-CONFERENCE	3- 0	1- 0	4- 1				
6- 0	0- 0	1- 0	HOME	2- 0	0- 0	3- 0				
3- 0	0- 0	1- 0	AWAY	0- 0	1- 0	1- 0				
2- 1	0- 0	1- 0	NEUTRAL	1- 0	0- 0	0- 1				
6- 7	1- 3	0- 0	CONFERENCE	2- 2	1- 2	2- 0				
3- 3	1- 1	0- 0	HOME	1- 1	1- 1	0- 0				
3- 4	0- 2	0- 0	AWAY	1- 1	0- 1	2- 0				
0- 0	0- 0	0- 0	NEUTRAL	0- 0	0- 0	0- 0				

RPI 1-25				RPI 26-50				Team's RPI: 40	RPI 51-100				RPI 101+			
RPI	S	Opponent	Score	RPI	S	Opponent	Score		RPI	S	Opponent	Score	RPI	S	Opponent	Score
17	H	Maryland	56 76	38	A	UCLA	67 65		53	A	Purdue	53 56	107	A	Ohio St.	50 55
19	A	Rutgers	64 69	39	N	South Dakota	68 60		57	H	Michigan	70 60	112	H	Minnesota	61 65
20	A	Michigan St.	61 77	44	H	Butler	66 46		63	H	Missouri St.	98 74	119	A	Wake Forest	87 73
20	H	Michigan St.	68 64						90	H	Northwestern	69 75	133	H	Penn St.	83 75
									97	H	Northern Ill.	91 73	186	A	Illinois	85 83
									98	A	Nebraska	82 78	188	A	Wisconsin	75 68
									100	N	Loyola Marymount	67 43	193	H	Milwaukee	68 66
													209	H	Florida	83 64
													215	N	Grambling	62 65
													273	H	North Florida	75 52
													301	A	Oakland	59 32
LAST 12 Division I GAMES:																
20	A	Michigan St.	61 77	53	A	Purdue	53 56									
112	H	Minnesota	61 65	90	H	Northwestern	69 75									
98	A	Nebraska	82 78	188	A	Wisconsin	75 68									
19	A	Rutgers	64 69	107	A	Ohio St.	50 55									
17	H	Maryland	56 76	20	H	Michigan St.	68 64									
57	H	Michigan	70 60	133	H	Penn St.	83 75									

Non-Div I Games:

Indiana

■ Loss,
■ Non-Conf, S Site,
■ Home
■ Away
N Neutral

Indiana St.

Through Games Of Feb. 12, 2019

Average RPI Win:	254	WON-LOST	WINNING	LAST 10	STRENGTH OF	OPP. STRENGTH	TEAM	ADJ.	CONF.	ADJ CONF.
Average RPI Loss:	143	RECORD	PCT. RANK	GAMES	SCHEDULE	OF SCHEDULE	RPI	RPI	RPI	RPI
DIV. I ONLY	9- 12	216	0- 1	147	272	173	173	13	13	
DIV. I NON-CONF.	5- 5	162	0- 0	225	327	176	176	15	15	
TOTALS	RPI 1-25	RPI 26-50	W-L RECORDS	RPI 51-100	RPI 101-150	RPI 150+				
9- 12	0- 1	0- 1	OVERALL	0- 2	0- 1	9- 7				
2- 4	0- 1	0- 0	HOME	0- 1	0- 1	2- 1				
7- 7	0- 0	0- 1	AWAY	0- 1	0- 0	7- 5				
0- 1	0- 0	0- 0	NEUTRAL	0- 0	0- 0	0- 1				
5- 5	0- 0	0- 1	NON-CONFERENCE	0- 0	0- 1	5- 3				
1- 1	0- 0	0- 0	HOME	0- 0	0- 1	1- 0				
4- 3	0- 0	0- 1	AWAY	0- 0	0- 0	4- 2				
0- 1	0- 0	0- 0	NEUTRAL	0- 0	0- 0	0- 1				
4- 7	0- 1	0- 0	CONFERENCE	0- 2	0- 0	4- 4				
1- 3	0- 1	0- 0	HOME	0- 1	0- 0	1- 1				
3- 4	0- 0	0- 0	AWAY	0- 1	0- 0	3- 3				
0- 0	0- 0	0- 0	NEUTRAL	0- 0	0- 0	0- 0				

RPI 1-25				RPI 26-50				RPI 51-100				RPI 101+ Team's RPI: 173			
RPI	S	Opponent	Score	RPI	S	Opponent	Score	RPI	S	Opponent	Score	RPI	S	Opponent	Score
22	H	Drake	68 70	44	A	Butler	49 72	63	A	Missouri St.	58 71	123	H	IUPUI	59 64
								83	H	UNI	51 71	156	A	Bradley	80 81
												156	H	Bradley	45 61
												160	A	Southern Ill.	61 58
												168	N	UC Irvine	61 77
												186	A	Illinois	57 75
												191	A	Illinois St.	70 78
												191	H	Illinois St.	59 44
												195	A	Saint Louis	60 56
												222	A	Southeast Mo. St.	62 51
												226	A	Marshall	62 53
												251	A	Loyola Chicago	54 56
												270	A	Eastern Ill.	39 63
												292	A	Valparaiso	86 82
												329	H	UIC	60 53
												336	A	Evansville	76 69
												338	A	Grand Canyon	88 81
LAST 12 Division I GAMES:															
191	A	Illinois St.	70 78	292	A	Valparaiso	86 82								
156	A	Bradley	80 81	156	H	Bradley	45 61								
336	A	Evansville	76 69	191	H	Illinois St.	59 44								
83	H	UNI	51 71	160	A	Southern Ill.	61 58								
22	H	Drake	68 70	63	A	Missouri St.	58 71								
251	A	Loyola Chicago	54 56	270	A	Eastern Ill.	39 63								

Non-Div I Games: Davenport 79 43

Indiana St.

■ Loss,
 ■ Non-Conf, S Site,
 ■ Home
 ■ Away
 N Neutral

Average RPI Win:	208	WON-LOST	WINNING	LAST 10	STRENGTH OF	OPP. STRENGTH	TEAM	ADJ.	CONF.	ADJ CONF.
Average RPI Loss:	180	RECORD	PCT. RANK	GAMES	SCHEDULE	OF SCHEDULE	RPI	RPI	RPI	RPI
DIV. I ONLY	1- 23	350	0- 1	165	245	331	331	26	26	
DIV. I NON-CONF.	1- 10	330	0- 0	60	113	277	277	28	28	
TOTALS	RPI 1-25	RPI 26-50	W-L RECORDS	RPI 51-100	RPI 101-150	RPI 150+				
1- 23	0- 0	0- 2	OVERALL	0- 3	0- 4	1- 14				
1- 12	0- 0	0- 1	HOME	0- 2	0- 2	1- 7				
0- 11	0- 0	0- 1	AWAY	0- 1	0- 2	0- 7				
0- 0	0- 0	0- 0	NEUTRAL	0- 0	0- 0	0- 0				
1- 10	0- 0	0- 2	NON-CONFERENCE	0- 2	0- 3	1- 3				
1- 5	0- 0	0- 1	HOME	0- 1	0- 2	1- 1				
0- 5	0- 0	0- 1	AWAY	0- 1	0- 1	0- 2				
0- 0	0- 0	0- 0	NEUTRAL	0- 0	0- 0	0- 0				
0- 13	0- 0	0- 0	CONFERENCE	0- 1	0- 1	0- 11				
0- 7	0- 0	0- 0	HOME	0- 1	0- 0	0- 6				
0- 6	0- 0	0- 0	AWAY	0- 0	0- 1	0- 5				
0- 0	0- 0	0- 0	NEUTRAL	0- 0	0- 0	0- 0				

RPI	S	Opponent	Score	RPI	S	Opponent	Score	RPI	S	Opponent	Score	RPI	S	Opponent	Score	Team's RPI:	331
27	H	Central Mich.	39 82	65	H	Quinnipiac	39 76	109	H	St. John's (NY)	35 61	118	A	Kansas	44 75		
45	A	Bucknell	43 81	69	H	Penn	43 66	130	H	Fordham	40 57	145	A	Marist	36 76		
				87	A	Toledo	38 84	159	H	Stony Brook	51 53	170	A	Temple	39 59		
								180	A	Rider	64 75	180	H	Rider	58 66		
								208	H	George Washington	52 43	213	H	Monmouth	38 55		
								238	A	Niagara	53 72	238	H	Niagara	46 58		
								254	A	Hofstra	49 74	278	A	Siena	47 59		
								278	H	Siena	45 66	279	A	Canisius	47 67		
								279	H	Canisius	40 48	303	H	Fairfield	42 55		
								306	A	Manhattan	33 55						
LAST 12 Division I GAMES:																	
180	A	Rider	64 75	145	A	Marist	36 76										
278	H	Siena	45 66	306	A	Manhattan	33 55										
238	A	Niagara	53 72	180	H	Rider	58 66										
279	A	Canisius	47 67	238	H	Niagara	46 58										
65	H	Quinnipiac	39 76	279	H	Canisius	40 48										
303	H	Fairfield	42 55	278	A	Siena	47 59										

Non-Div I Games:

Iona

Average RPI Win:	113	WON-LOST	WINNING	LAST 10	STRENGTH OF	OPP. STRENGTH	TEAM	ADJ.	CONF.	ADJ CONF.
Average RPI Loss:	29	RECORD	PCT. RANK	GAMES	SCHEDULE	OF SCHEDULE	RPI	RPI	RPI	RPI
DIV. I ONLY	19- 5	31	0- 1	10	27	11	11	4	4	
DIV. I NON-CONF.	9- 2	43	0- 1	14	40	10	10	6	6	
TOTALS	RPI 1-25	RPI 26-50	W-L RECORDS	RPI 51-100	RPI 101-150	RPI 150+				
19- 5	4- 3	0- 0	OVERALL	5- 2	5- 0	5- 0				
12- 0	3- 0	0- 0	HOME	4- 0	1- 0	4- 0				
6- 4	1- 2	0- 0	AWAY	0- 2	4- 0	1- 0				
1- 1	0- 1	0- 0	NEUTRAL	1- 0	0- 0	0- 0				
9- 2	2- 2	0- 0	NON-CONFERENCE	2- 0	2- 0	3- 0				
6- 0	1- 0	0- 0	HOME	1- 0	1- 0	3- 0				
2- 1	1- 1	0- 0	AWAY	0- 0	1- 0	0- 0				
1- 1	0- 1	0- 0	NEUTRAL	1- 0	0- 0	0- 0				
10- 3	2- 1	0- 0	CONFERENCE	3- 2	3- 0	2- 0				
6- 0	2- 0	0- 0	HOME	3- 0	0- 0	1- 0				
4- 3	0- 1	0- 0	AWAY	0- 2	3- 0	1- 0				
0- 0	0- 0	0- 0	NEUTRAL	0- 0	0- 0	0- 0				

RPI	S	Opponent	Score	RPI	S	Opponent	Score	RPI	S	Opponent	Score	RPI	S	Opponent	Score
1	A	Notre Dame	71 105					53	A	Purdue	57 62	107	A	Ohio St.	78 52
10	H	Iowa St.	73 70					53	H	Purdue	72 58	112	A	Minnesota	81 63
16	N	Florida St.	67 71					57	A	Michigan	81 90	123	H	IUPUI	72 58
19	H	Rutgers	72 66					57	H	Michigan	75 61	129	A	Western Ky.	104 67
20	A	Michigan St.	70 84					70	N	West Virginia	84 81	133	A	Penn St.	81 61
20	H	Michigan St.	86 71					83	H	UNI	83 57	175	H	Oral Roberts	90 77
22	A	Drake	91 82					98	H	Nebraska	77 71	186	A	Illinois	94 75
												188	H	Wisconsin	71 53
												218	H	Robert Morris	92 63
												341	H	N.C. Central	106 39
LAST 12 Division I GAMES:															
16	N	Florida St.	67 71	19	H	Rutgers	72 66								
107	A	Ohio St.	78 52	186	A	Illinois	94 75								
20	H	Michigan St.	86 71	57	H	Michigan	75 61								
133	A	Penn St.	81 61	112	A	Minnesota	81 63								
57	A	Michigan	81 90	53	A	Purdue	57 62								
53	H	Purdue	72 58	188	H	Wisconsin	71 53								

Non-Div I Games:

Iowa

Average RPI Win: 106		WON-LOST	WINNING	LAST 10	STRENGTH OF	OPP. STRENGTH	TEAM	ADJ.	CONF.	ADJ CONF.
Average RPI Loss: 30		RECORD	PCT. RANK	GAMES	SCHEDULE	OF SCHEDULE	RPI	RPI	RPI	RPI
DIV. I ONLY		18- 5	32	3- 0	2	52	10	10	3	3
DIV. I NON-CONF.		10- 2	37	3- 0	10	93	9	9	3	3
TOTALS		RPI 1-25	RPI 26-50		W-L RECORDS		RPI 51-100	RPI 101-150	RPI 150+	
18- 5		2- 2	3- 2		OVERALL		5- 1	3- 0	5- 0	
14- 1		2- 0	3- 1		HOME		4- 0	1- 0	4- 0	
3- 4		0- 2	0- 1		AWAY		1- 1	2- 0	0- 0	
1- 0		0- 0	0- 0		NEUTRAL		0- 0	0- 0	1- 0	
10- 2		2- 1	2- 1		NON-CONFERENCE		2- 0	0- 0	4- 0	
9- 0		2- 0	2- 0		HOME		2- 0	0- 0	3- 0	
0- 2		0- 1	0- 1		AWAY		0- 0	0- 0	0- 0	
1- 0		0- 0	0- 0		NEUTRAL		0- 0	0- 0	1- 0	
8- 3		0- 1	1- 1		CONFERENCE		3- 1	3- 0	1- 0	
5- 1		0- 0	1- 1		HOME		2- 0	1- 0	1- 0	
3- 2		0- 1	0- 0		AWAY		1- 1	2- 0	0- 0	
0- 0		0- 0	0- 0		NEUTRAL		0- 0	0- 0	0- 0	

RPI	S	Opponent	Score	RPI	S	Opponent	Score	RPI	S	Opponent	Score	RPI	S	Opponent	Score
2	A	Baylor	69 84	28	H	Texas	62 64	54	A	Kansas St.	81 52	111	A	Oklahoma St.	84 71
11	A	Iowa	70 73	39	A	South Dakota	59 64	54	H	Kansas St.	96 58	118	A	Kansas	82 73
22	H	Drake	86 81	43	H	TCU	92 54	70	A	West Virginia	64 73	139	H	Texas Tech	105 66
23	H	Miami (FL)	75 52	45	H	Bucknell	86 61	70	H	West Virginia	77 61	162	H	Oklahoma	104 78
				50	H	Auburn	67 64	82	H	Arkansas	91 82	183	N	Eastern Mich.	85 59
								97	H	Northern Ill.	70 60	199	H	Prairie View	94 46
												224	H	North Dakota	87 35
												238	H	Niagara	95 35
LAST 12 Division I GAMES:															
97	H	Northern Ill.	70 60	111	A	Oklahoma St.	84 71								
50	H	Auburn	67 64	2	A	Baylor	69 84								
23	H	Miami (FL)	75 52	162	H	Oklahoma	104 78								
70	H	West Virginia	77 61	70	A	West Virginia	64 73								
54	A	Kansas St.	81 52	28	H	Texas	62 64								
139	H	Texas Tech	105 66	43	H	TCU	92 54								

Non-Div I Games:

Iowa St.

Average RPI Win:	297	WON-LOST	WINNING	LAST 10	STRENGTH OF	OPP. STRENGTH	TEAM	ADJ.	CONF.	ADJ CONF.
Average RPI Loss:	185	RECORD	PCT. RANK	GAMES	SCHEDULE	OF SCHEDULE	RPI	RPI	RPI	RPI
DIV. I ONLY	8- 12	234	1- 0	339	305	286	286	29	29	
DIV. I NON-CONF.	2- 7	288	0- 0	200	212	285	285	27	27	
TOTALS	RPI 1-25	RPI 26-50	W-L RECORDS	RPI 51-100	RPI 101-150	RPI 150+				
8- 12	0- 1	0- 0	OVERALL	0- 2	0- 1	8- 8				
4- 2	0- 0	0- 0	HOME	0- 0	0- 0	4- 2				
3- 9	0- 1	0- 0	AWAY	0- 2	0- 0	3- 6				
1- 1	0- 0	0- 0	NEUTRAL	0- 0	0- 1	1- 0				
2- 7	0- 1	0- 0	NON-CONFERENCE	0- 2	0- 1	2- 3				
1- 1	0- 0	0- 0	HOME	0- 0	0- 0	1- 1				
0- 5	0- 1	0- 0	AWAY	0- 2	0- 0	0- 2				
1- 1	0- 0	0- 0	NEUTRAL	0- 0	0- 1	1- 0				
6- 5	0- 0	0- 0	CONFERENCE	0- 0	0- 0	6- 5				
3- 1	0- 0	0- 0	HOME	0- 0	0- 0	3- 1				
3- 4	0- 0	0- 0	AWAY	0- 0	0- 0	3- 4				
0- 0	0- 0	0- 0	NEUTRAL	0- 0	0- 0	0- 0				

RPI 1-25				RPI 26-50				RPI 51-100				RPI 101+ Team's RPI: 286			
RPI	S	Opponent	Score	RPI	S	Opponent	Score	RPI	S	Opponent	Score	RPI	S	Opponent	Score
7	A	Mississippi St.	38 105					82	A	Arkansas	57 76	135	N	Akron	57 74
								88	A	UT Arlington	63 99	185	A	Southern U.	59 52
												185	H	Southern U.	74 76
												199	A	Prairie View	57 76
												211	A	Texas Southern	67 76
												215	A	Grambling	77 74
												229	A	Memphis	67 68
												250	A	Alabama St.	67 74
												253	A	Louisiana	61 68
												276	H	Southeastern La.	45 50
												288	H	Central Ark.	65 56
												302	A	Alabama A&M	55 58
												310	H	Mississippi Val.	87 56
												329	N	UIC	72 57
												347	H	Ark.-Pine Bluff	60 41
												350	A	Alcorn	82 61
												350	H	Alcorn	88 66
LAST 12 Division I GAMES:															
185	A	Southern U.	59 52	199	A	Prairie View	57 76								
350	A	Alcorn	82 61	185	H	Southern U.	74 76								
347	H	Ark.-Pine Bluff	60 41	350	H	Alcorn	88 66								
310	H	Mississippi Val.	87 56	250	A	Alabama St.	67 74								
215	A	Grambling	77 74	302	A	Alabama A&M	55 58								
211	A	Texas Southern	67 76	82	A	Arkansas	57 76								

Non-Div I Games: Spring Hill 105 57 Millsaps 88 38

Jackson St.

Loss, Non-Conf, S Site, H Home A Away N Neutral

Jacksonville

Through Games Of Feb. 12, 2019

Average RPI Win:	288	WON-LOST	WINNING	LAST 10	STRENGTH OF	OPP. STRENGTH	TEAM	ADJ.	CONF.	ADJ CONF.
Average RPI Loss:	174	RECORD	PCT. RANK	GAMES	SCHEDULE	OF SCHEDULE	RPI	RPI	RPI	RPI
DIV. I ONLY	9- 13	230	0- 1	277	288	244	244	24	24	
DIV. I NON-CONF.	4- 6	212	0- 0	146	303	182	182	26	26	
TOTALS	RPI 1-25	RPI 26-50	W-L RECORDS	RPI 51-100	RPI 101-150	RPI 150+				
9- 13	0- 2	0- 0	OVERALL	0- 2	0- 2	9- 7				
3- 4	0- 0	0- 0	HOME	0- 0	0- 1	3- 3				
6- 7	0- 2	0- 0	AWAY	0- 1	0- 1	6- 3				
0- 2	0- 0	0- 0	NEUTRAL	0- 1	0- 0	0- 1				
4- 6	0- 2	0- 0	NON-CONFERENCE	0- 1	0- 1	4- 2				
1- 1	0- 0	0- 0	HOME	0- 0	0- 0	1- 1				
3- 3	0- 2	0- 0	AWAY	0- 0	0- 1	3- 0				
0- 2	0- 0	0- 0	NEUTRAL	0- 1	0- 0	0- 1				
5- 7	0- 0	0- 0	CONFERENCE	0- 1	0- 1	5- 5				
2- 3	0- 0	0- 0	HOME	0- 0	0- 1	2- 2				
3- 4	0- 0	0- 0	AWAY	0- 1	0- 0	3- 3				
0- 0	0- 0	0- 0	NEUTRAL	0- 0	0- 0	0- 0				

RPI 1-25			RPI 26-50			RPI 51-100			RPI 101+ Team's RPI: 244		
RPI	S	Opponent	Score	RPI	S	Opponent	Score	RPI	S	Opponent	Score
16	A	Florida St.	46 79					133	A	Penn St.	61 80
21	A	Texas A&M	53 73					137	H	North Ala.	59 62
								157	H	Mercer	71 66
								205	A	Stetson	46 54
								205	H	Stetson	56 69
								237	A	Liberty	64 52
								237	H	Liberty	75 85
								239	H	Bethune-Cookman	56 58
								273	A	North Florida	80 72
								302	N	Alabama A&M	60 65
								304	A	Kennesaw St.	55 75
								304	H	Kennesaw St.	68 53
								312	A	NJIT	61 56
								316	A	Charleston So.	68 58
								324	A	Lipscomb	58 61
								324	H	Lipscomb	62 47
								325	A	FIU	73 62
								345	A	Savannah St.	68 58
LAST 12 Division I GAMES:											
205	A	Stetson	46 54	273	A	North Florida	80 72				
324	A	Lipscomb	58 61	312	A	NJIT	61 56				
304	H	Kennesaw St.	68 53	137	H	North Ala.	59 62				
72	A	FGCU	58 82	237	A	Liberty	64 52				
205	H	Stetson	56 69	304	A	Kennesaw St.	55 75				
237	H	Liberty	75 85	324	H	Lipscomb	62 47				

Non-Div I Games: Webber Int'l 73 39 Edward Waters 100 48 Warner 105 55

Jacksonville

Loss, Non-Conf, S Site, H Home A Away N Neutral

Average RPI Win:	272	WON-LOST	WINNING	LAST 10	STRENGTH OF	OPP. STRENGTH	TEAM	ADJ.	CONF.	ADJ CONF.
Average RPI Loss:	129	RECORD	PCT. RANK	GAMES	SCHEDULE	OF SCHEDULE	RPI	RPI	RPI	RPI
DIV. I ONLY	10- 12	196	0- 1	225	235	202	202	22	22	
DIV. I NON-CONF.	5- 5	162	0- 1	254	191	195	195	21	21	
TOTALS	RPI 1-25	RPI 26-50	W-L RECORDS	RPI 51-100	RPI 101-150	RPI 150+				
10- 12	0- 0	0- 0	OVERALL	0- 5	0- 5	10- 2				
3- 6	0- 0	0- 0	HOME	0- 3	0- 1	3- 2				
7- 4	0- 0	0- 0	AWAY	0- 1	0- 3	7- 0				
0- 2	0- 0	0- 0	NEUTRAL	0- 1	0- 1	0- 0				
5- 5	0- 0	0- 0	NON-CONFERENCE	0- 3	0- 2	5- 0				
1- 2	0- 0	0- 0	HOME	0- 2	0- 0	1- 0				
4- 1	0- 0	0- 0	AWAY	0- 0	0- 1	4- 0				
0- 2	0- 0	0- 0	NEUTRAL	0- 1	0- 1	0- 0				
5- 7	0- 0	0- 0	CONFERENCE	0- 2	0- 3	5- 2				
2- 4	0- 0	0- 0	HOME	0- 1	0- 1	2- 2				
3- 3	0- 0	0- 0	AWAY	0- 1	0- 2	3- 0				
0- 0	0- 0	0- 0	NEUTRAL	0- 0	0- 0	0- 0				

RPI 1-25			RPI 26-50			RPI 51-100			RPI 101+ Team's RPI: 202		
RPI	S	Opponent	Score	RPI	S	Opponent	Score	RPI	S	Opponent	Score
						62 H Miami (OH)	41 58	121 A Morehead St.		55 66	
						64 A Belmont	52 66	122 N Washington St.		51 64	
						64 H Belmont	41 64	132 H Tennessee Tech		49 66	
						79 H Troy	63 89	136 A UT Martin		72 77	
						84 N Harvard	62 69	139 A Texas Tech		58 71	
								155 H Georgia St.		61 56	
								194 A Ole Miss		60 49	
								222 A Southeast Mo. St.		56 39	
								257 H SIUE		47 51	
								270 H Eastern Ill.		78 49	
								282 H Murray St.		59 64	
								287 H Austin Peay		67 56	
								290 A Tennessee St.		62 52	
								302 A Alabama A&M		55 48	
								324 A Lipscomb		58 46	
								327 A Eastern Ky.		53 44	
								349 A Florida A&M		62 31	
LAST 12 Division I GAMES:											
122 N		Washington St.	51 64	327 A		Eastern Ky.	53 44				
222 A		Southeast Mo. St.	56 39	132 H		Tennessee Tech	49 66				
136 A		UT Martin	72 77	64 H		Belmont	41 64				
287 H		Austin Peay	67 56	257 H		SIUE	47 51				
282 H		Murray St.	59 64	270 H		Eastern Ill.	78 49				
121 A		Morehead St.	55 66	290 A		Tennessee St.	62 52				

Non-Div I Games: Montevallo 84 52

Jacksonville St.

Average RPI Win:	180	WON-LOST	WINNING	LAST 10	STRENGTH OF	OPP. STRENGTH	TEAM	ADJ.	CONF.	ADJ CONF.
Average RPI Loss:	105	RECORD	PCT. RANK	GAMES	SCHEDULE	OF SCHEDULE	RPI	RPI	RPI	RPI
DIV. I ONLY	18- 4	23	1- 0	141	125	35	35	10	10	
DIV. I NON-CONF.	8- 3	72	0- 0	181	161	62	62	10	10	
TOTALS	RPI 1-25	RPI 26-50	W-L RECORDS	RPI 51-100	RPI 101-150	RPI 150+				
18- 4	0- 1	0- 0	OVERALL	4- 0	3- 2	11- 1				
10- 0	0- 0	0- 0	HOME	2- 0	3- 0	5- 0				
8- 4	0- 1	0- 0	AWAY	2- 0	0- 2	6- 1				
0- 0	0- 0	0- 0	NEUTRAL	0- 0	0- 0	0- 0				
8- 3	0- 1	0- 0	NON-CONFERENCE	1- 0	2- 1	5- 1				
5- 0	0- 0	0- 0	HOME	1- 0	2- 0	2- 0				
3- 3	0- 1	0- 0	AWAY	0- 0	0- 1	3- 1				
0- 0	0- 0	0- 0	NEUTRAL	0- 0	0- 0	0- 0				
10- 1	0- 0	0- 0	CONFERENCE	3- 0	1- 1	6- 0				
5- 0	0- 0	0- 0	HOME	1- 0	1- 0	3- 0				
5- 1	0- 0	0- 0	AWAY	2- 0	0- 1	3- 0				
0- 0	0- 0	0- 0	NEUTRAL	0- 0	0- 0	0- 0				

RPI 1-25				RPI 26-50				RPI 51-100				RPI 101+			
RPI	S	Opponent	Score	RPI	S	Opponent	Score	RPI	S	Opponent	Score	RPI	S	Opponent	Score
17	A	Maryland	63 87					77	A	Drexel	51 35	103	A	UNCW	63 66
								78	A	Northeastern	58 51	109	H	St. John's (NY)	64 51
								78	H	Northeastern	84 49	114	H	Dayton	68 55
								91	H	Georgetown	69 57	116	H	Towson	71 59
												119	A	Wake Forest	49 50
												152	A	Delaware	68 43
												163	H	William & Mary	65 48
												179	A	Hampton	65 72
												190	H	Elon	82 30
												208	H	George Washington	50 37
												218	A	Robert Morris	59 36
												237	A	Liberty	74 53
												254	A	Hofstra	59 44
												254	H	Hofstra	77 54
												272	H	Winthrop	56 39
												291	A	Col. of Charleston	91 50
												346	A	Delaware St.	103 57
LAST 12 Division I GAMES:															
254	A	Hofstra	59 44	103	A	UNCW	63 66								
78	A	Northeastern	58 51	78	H	Northeastern	84 49								
116	H	Towson	71 59	254	H	Hofstra	77 54								
190	H	Elon	82 30	77	A	Drexel	51 35								
163	H	William & Mary	65 48	152	A	Delaware	68 43								
291	A	Col. of Charleston	91 50	218	A	Robert Morris	59 36								

Non-Div I Games:

James Madison

■ Loss,
 ■ Non-Conf, S Site,
 ■ Home
 ■ Away
 N Neutral

Kansas

Through Games Of Feb. 12, 2019

Average RPI Win:	186	WON-LOST	WINNING	LAST 10	STRENGTH OF	OPP. STRENGTH	TEAM	ADJ.	CONF.	ADJ CONF.
Average RPI Loss:	58	RECORD	PCT. RANK	GAMES	SCHEDULE	OF SCHEDULE	RPI	RPI	RPI	RPI
DIV. I ONLY	12- 10	146	1- 0	71	53	118	118	3	3	
DIV. I NON-CONF.	10- 1	17	1- 0	264	177	54	54	3	3	
TOTALS	RPI 1-25	RPI 26-50	W-L RECORDS	RPI 51-100	RPI 101-150	RPI 150+				
12- 10	0- 2	0- 3	OVERALL	3- 3	1- 2	8- 0				
8- 5	0- 2	0- 1	HOME	0- 1	0- 1	8- 0				
2- 5	0- 0	0- 2	AWAY	2- 2	0- 1	0- 0				
2- 0	0- 0	0- 0	NEUTRAL	1- 0	1- 0	0- 0				
10- 1	0- 0	0- 0	NON-CONFERENCE	2- 1	1- 0	7- 0				
7- 0	0- 0	0- 0	HOME	0- 0	0- 0	7- 0				
1- 1	0- 0	0- 0	AWAY	1- 1	0- 0	0- 0				
2- 0	0- 0	0- 0	NEUTRAL	1- 0	1- 0	0- 0				
2- 9	0- 2	0- 3	CONFERENCE	1- 2	0- 2	1- 0				
1- 5	0- 2	0- 1	HOME	0- 1	0- 1	1- 0				
1- 4	0- 0	0- 2	AWAY	1- 1	0- 1	0- 0				
0- 0	0- 0	0- 0	NEUTRAL	0- 0	0- 0	0- 0				

RPI 1-25				RPI 26-50				RPI 51-100				RPI 101+ Team's RPI: 118			
RPI	S	Opponent	Score	RPI	S	Opponent	Score	RPI	S	Opponent	Score	RPI	S	Opponent	Score
2	H	Baylor	68 94	28	A	Texas	43 62	54	A	Kansas St.	61 54	111	H	Oklahoma St.	62 72
10	H	Iowa St.	73 82	28	H	Texas	73 91	54	H	Kansas St.	62 72	122	N	Washington St.	71 63
				43	A	TCU	53 58	56	A	LSU	68 61	139	A	Texas Tech	66 69
								70	A	West Virginia	50 71	162	H	Oklahoma	88 79
								90	N	Northwestern	66 57	175	H	Oral Roberts	70 58
								98	A	Nebraska	52 58	207	H	George Mason	77 56
												215	H	Grambling	76 45
												236	H	UMKC	67 55
												277	H	Vermont	77 36
												302	H	Alabama A&M	65 54
												331	H	Iona	75 44
LAST 12 Division I GAMES:															
90	N	Northwestern	66 57	28	A	Texas	43 62								
28	H	Texas	73 91	111	H	Oklahoma St.	62 72								
54	H	Kansas St.	62 72	2	H	Baylor	68 94								
70	A	West Virginia	50 71	54	A	Kansas St.	61 54								
162	H	Oklahoma	88 79	139	A	Texas Tech	66 69								
43	A	TCU	53 58	10	H	Iowa St.	73 82								

Non-Div I Games:

Kansas

Loss, Non-Conf, S Site, H Home A Away N Neutral

Average RPI Win: 147		WON-LOST	WINNING	LAST 10	STRENGTH OF	OPP. STRENGTH	TEAM	ADJ.	CONF.	ADJ CONF.
Average RPI Loss: 35		RECORD	PCT. RANK	GAMES	SCHEDULE	OF SCHEDULE	RPI	RPI	RPI	RPI
DIV. I ONLY		15- 9	106	1- 0	43	7	54	54	3	3
DIV. I NON-CONF.		9- 3	61	0- 0	95	18	51	51	3	3
TOTALS	RPI 1-25	RPI 26-50		W-L RECORDS		RPI 51-100	RPI 101-150	RPI 150+		
15- 9	0- 5	1- 2		OVERALL		4- 1	3- 1	7- 0		
10- 3	0- 1	1- 1		HOME		2- 0	1- 1	6- 0		
4- 3	0- 2	0- 0		AWAY		1- 1	2- 0	1- 0		
1- 3	0- 2	0- 1		NEUTRAL		1- 0	0- 0	0- 0		
9- 3	0- 2	0- 1		NON-CONFERENCE		4- 0	0- 0	5- 0		
7- 0	0- 0	0- 0		HOME		2- 0	0- 0	5- 0		
1- 0	0- 0	0- 0		AWAY		1- 0	0- 0	0- 0		
1- 3	0- 2	0- 1		NEUTRAL		1- 0	0- 0	0- 0		
6- 6	0- 3	1- 1		CONFERENCE		0- 1	3- 1	2- 0		
3- 3	0- 1	1- 1		HOME		0- 0	1- 1	1- 0		
3- 3	0- 2	0- 0		AWAY		0- 1	2- 0	1- 0		
0- 0	0- 0	0- 0		NEUTRAL		0- 0	0- 0	0- 0		

RPI 1-25				RPI 26-50				RPI 51-100				Team's RPI: 54				RPI 101+			
RPI	S	Opponent	Score	RPI	S	Opponent	Score	RPI	S	Opponent	Score	RPI	S	Opponent	Score	RPI	S	Opponent	Score
2	A	Baylor	50 65	28	H	Texas	87 69	59	H	Lamar University	73 55	111	H	Oklahoma St.	59 48				
9	N	Syracuse	61 70	34	N	DePaul	59 79	60	A	Little Rock	53 47	118	A	Kansas	72 62				
10	A	Iowa St.	58 96	43	H	TCU	47 61	70	A	West Virginia	30 60	118	H	Kansas	54 61				
10	H	Iowa St.	52 81					83	H	UNI	72 62	139	A	Texas Tech	66 62				
18	N	Arizona St.	51 65					94	N	Princeton	80 61	162	A	Oklahoma	83 75				
												162	H	Oklahoma	86 56				
												171	H	North Texas	60 42				
												176	H	Vanderbilt	72 61				
												236	H	UMKC	61 50				
												288	H	Central Ark.	70 54				
												319	H	Omaha	61 46				
LAST 12 Division I GAMES:																			
				162	A	Oklahoma	83 75	139	A	Texas Tech	66 62								
				118	A	Kansas	72 62	28	H	Texas	87 69								
				10	H	Iowa St.	52 81	118	H	Kansas	54 61								
				43	H	TCU	47 61	2	A	Baylor	50 65								
				70	A	West Virginia	30 60	162	H	Oklahoma	86 56								
				111	H	Oklahoma St.	59 48	10	A	Iowa St.	58 96								

Non-Div I Games:

Kansas St.

Loss, Non-Conf, S Site, H Home A Away N Neutral

Average RPI Win:	282	WON-LOST	WINNING	LAST 10	STRENGTH OF	OPP. STRENGTH	TEAM	ADJ.	CONF.	ADJ CONF.
Average RPI Loss:	182	RECORD	PCT. RANK	GAMES	SCHEDULE	OF SCHEDULE	RPI	RPI	RPI	RPI
DIV. I ONLY	5- 17	309	0- 1	201	307	304	304	24	24	
DIV. I NON-CONF.	3- 9	271	0- 0	136	308	268	268	26	26	
TOTALS	RPI 1-25	RPI 26-50	W-L RECORDS	RPI 51-100	RPI 101-150	RPI 150+				
5- 17	0- 1	0- 1	OVERALL	0- 1	0- 3	5- 11				
4- 3	0- 0	0- 0	HOME	0- 1	0- 0	4- 2				
0- 10	0- 0	0- 1	AWAY	0- 0	0- 2	0- 7				
1- 4	0- 1	0- 0	NEUTRAL	0- 0	0- 1	1- 2				
3- 9	0- 1	0- 1	NON-CONFERENCE	0- 0	0- 2	3- 5				
2- 0	0- 0	0- 0	HOME	0- 0	0- 0	2- 0				
0- 5	0- 0	0- 1	AWAY	0- 0	0- 1	0- 3				
1- 4	0- 1	0- 0	NEUTRAL	0- 0	0- 1	1- 2				
2- 8	0- 0	0- 0	CONFERENCE	0- 1	0- 1	2- 6				
2- 3	0- 0	0- 0	HOME	0- 1	0- 0	2- 2				
0- 5	0- 0	0- 0	AWAY	0- 0	0- 1	0- 4				
0- 0	0- 0	0- 0	NEUTRAL	0- 0	0- 0	0- 0				

RPI S	Opponent	Score	RPI S	Opponent	Score	RPI S	Opponent	Score	RPI S	Opponent	Score	Team's RPI: 304
20 N	Michigan St.	51 75	42 A	Georgia Tech	35 60	72 H	FGCU	46 69	102 N	Idaho St.	49 60	
									120 A	Seton Hall	80 102	
									137 A	North Ala.	55 80	
									155 A	Georgia St.	73 79	
									157 A	Mercer	48 64	
									203 A	East Carolina	56 68	
									205 A	Stetson	69 76	
									223 H	Furman	74 63	
									237 H	Liberty	61 67	
									239 N	Bethune-Cookman	61 64	
									244 A	Jacksonville	53 68	
									244 H	Jacksonville	75 55	
									273 A	North Florida	66 74	
									273 H	North Florida	60 71	
									289 H	Ga. Southern	78 59	
									300 N	UMBC	53 57	
									312 A	NJIT	60 66	
									312 H	NJIT	70 47	
									341 N	N.C. Central	78 54	
LAST 12 Division I GAMES:												
273 A	North Florida	66 74	72 H	FGCU	46 69							
312 H	NJIT	70 47	237 H	Liberty	61 67							
244 A	Jacksonville	53 68	244 H	Jacksonville	75 55							
205 A	Stetson	69 76	312 A	NJIT	60 66							
273 H	North Florida	60 71	341 N	N.C. Central	78 54							
137 A	North Ala.	55 80	239 N	Bethune-Cookman	61 64							

Non-Div I Games: Middle Ga. St. 80 70

Kennesaw St.

Loss, Non-Conf, S Site, H Home A Away N Neutral

Average RPI Win:	203	WON-LOST	WINNING	LAST 10	STRENGTH OF	OPP. STRENGTH	TEAM	ADJ.	CONF.	ADJ CONF.
Average RPI Loss:	66	RECORD	PCT. RANK	GAMES	SCHEDULE	OF SCHEDULE	RPI	RPI	RPI	RPI
DIV. I ONLY	11- 9	143	0- 1	59	111	85	85	7	7	
DIV. I NON-CONF.	6- 4	125	0- 0	153	154	99	99	8	8	
TOTALS	RPI 1-25	RPI 26-50	W-L RECORDS	RPI 51-100	RPI 101-150	RPI 150+				
11- 9	0- 3	0- 2	OVERALL	2- 2	2- 1	7- 1				
7- 2	0- 0	0- 1	HOME	1- 0	2- 1	4- 0				
4- 7	0- 3	0- 1	AWAY	1- 2	0- 0	3- 1				
0- 0	0- 0	0- 0	NEUTRAL	0- 0	0- 0	0- 0				
6- 4	0- 2	0- 0	NON-CONFERENCE	0- 1	1- 1	5- 0				
3- 1	0- 0	0- 0	HOME	0- 0	1- 1	2- 0				
3- 3	0- 2	0- 0	AWAY	0- 1	0- 0	3- 0				
0- 0	0- 0	0- 0	NEUTRAL	0- 0	0- 0	0- 0				
5- 5	0- 1	0- 2	CONFERENCE	2- 1	1- 0	2- 1				
4- 1	0- 0	0- 1	HOME	1- 0	1- 0	2- 0				
1- 4	0- 1	0- 1	AWAY	1- 1	0- 0	0- 1				
0- 0	0- 0	0- 0	NEUTRAL	0- 0	0- 0	0- 0				

RPI 1-25				RPI 26-50				RPI 51-100				Team's RPI: 85	RPI 101+			
RPI	S	Opponent	Score	RPI	S	Opponent	Score	RPI	S	Opponent	Score		RPI	S	Opponent	Score
12	A	NC State	61 78	27	H	Central Mich.	75 82	62	A	Miami (OH)	63 79		126	H	Youngstown St.	62 34
24	A	North Carolina	60 73	32	A	Ohio	81 83	76	A	Wright St.	55 61		135	H	Akron	73 58
25	A	Buffalo	66 75					87	A	Toledo	58 47		150	H	Duquesne	72 77
								97	H	Northern Ill.	87 78		182	A	Ball St.	44 48
													183	H	Eastern Mich.	71 64
													212	A	St. Bonaventure	76 64
													218	A	Robert Morris	54 46
													280	H	Northern Ky.	62 61
													284	H	Western Mich.	55 51
													301	H	Oakland	75 65
													312	A	NJIT	57 40
LAST 12 Division I GAMES:																
25	A	Buffalo	66 75	32	A	Ohio	81 83									
284	H	Western Mich.	55 51	87	A	Toledo	58 47									
135	H	Akron	73 58	97	H	Northern Ill.	87 78									
62	A	Miami (OH)	63 79	183	H	Eastern Mich.	71 64									
182	A	Ball St.	44 48	312	A	NJIT	57 40									
27	H	Central Mich.	75 82	212	A	St. Bonaventure	76 64									

Non-Div I Games: Clarion 92 38

Kent St.

Loss, Non-Conf, S Site, H Home A Away N Neutral

Average RPI Win:	142	WON-LOST	WINNING	LAST 10	STRENGTH OF	OPP. STRENGTH	TEAM	ADJ.	CONF.	ADJ CONF.
Average RPI Loss:	48	RECORD	PCT. RANK	GAMES	SCHEDULE	OF SCHEDULE	RPI	RPI	RPI	RPI
DIV. I ONLY	20- 5	27	1- 0	58	33	26	26	5	5	
DIV. I NON-CONF.	13- 1	9	0- 0	108	63	17	17	4	4	
TOTALS	RPI 1-25	RPI 26-50	W-L RECORDS	RPI 51-100	RPI 101-150	RPI 150+				
20- 5	1- 4	3- 0	OVERALL	4- 0	4- 0	8- 1				
13- 2	0- 1	1- 0	HOME	2- 0	2- 0	8- 1				
4- 3	0- 3	1- 0	AWAY	2- 0	1- 0	0- 0				
3- 0	1- 0	1- 0	NEUTRAL	0- 0	1- 0	0- 0				
13- 1	1- 1	1- 0	NON-CONFERENCE	2- 0	3- 0	6- 0				
10- 0	0- 0	0- 0	HOME	2- 0	2- 0	6- 0				
0- 1	0- 1	0- 0	AWAY	0- 0	0- 0	0- 0				
3- 0	1- 0	1- 0	NEUTRAL	0- 0	1- 0	0- 0				
7- 4	0- 3	2- 0	CONFERENCE	2- 0	1- 0	2- 1				
3- 2	0- 1	1- 0	HOME	0- 0	0- 0	2- 1				
4- 2	0- 2	1- 0	AWAY	2- 0	1- 0	0- 0				
0- 0	0- 0	0- 0	NEUTRAL	0- 0	0- 0	0- 0				

RPI 1-25				RPI 26-50				RPI 51-100				RPI 101+			
RPI	S	Opponent	Score	RPI	S	Opponent	Score	RPI	S	Opponent	Score	RPI	S	Opponent	Score
3	A	Louisville	75 80	33	H	Missouri	52 41	55	H	Middle Tenn.	72 55	121	H	Morehead St.	87 57
7	A	Mississippi St.	71 86	38	N	UCLA	75 74	56	A	LSU	64 60	128	H	High Point	71 49
15	H	South Carolina	70 74	50	A	Auburn	78 68	61	A	Tennessee	73 71	131	A	Alabama	68 53
21	A	Texas A&M	71 73					96	H	Virginia	63 51	148	N	South Fla.	85 63
24	N	North Carolina	85 75									176	H	Vanderbilt	77 55
												185	H	Southern U.	91 41
												194	H	Ole Miss	49 55
												209	H	Florida	62 51
												225	H	Sacred Heart	71 43
												228	H	Rhode Island	75 52
												250	H	Alabama St.	87 35
												282	H	Murray St.	88 49
												337	H	Western Caro.	99 39
LAST 12 Division I GAMES:															
131	A	Alabama	68 53	56	A	LSU	64 60								
50	A	Auburn	78 68	194	H	Ole Miss	49 55								
209	H	Florida	62 51	61	A	Tennessee	73 71								
15	H	South Carolina	70 74	7	A	Mississippi St.	71 86								
21	A	Texas A&M	71 73	176	H	Vanderbilt	77 55								
33	H	Missouri	52 41	225	H	Sacred Heart	71 43								

Non-Div I Games:

Kentucky

■ Loss,
 ■ Non-Conf, S Site,
 ■ Home
 ■ Away
 N Neutral

Average RPI Win:	287	WON-LOST	WINNING	LAST 10	STRENGTH OF	OPP. STRENGTH	TEAM	ADJ.	CONF.	ADJ CONF.
Average RPI Loss:	267	RECORD	PCT. RANK	GAMES	SCHEDULE	OF SCHEDULE	RPI	RPI	RPI	RPI
DIV. I ONLY	2- 20	341	1- 0	347	349	351	351	31	31	
DIV. I NON-CONF.	1- 10	330	0- 0	335	346	351	351	31	31	
TOTALS	RPI 1-25	RPI 26-50	W-L RECORDS	RPI 51-100	RPI 101-150	RPI 150+				
2- 20	0- 0	0- 0	OVERALL	0- 1	0- 0	2- 19				
2- 8	0- 0	0- 0	HOME	0- 0	0- 0	2- 8				
0- 11	0- 0	0- 0	AWAY	0- 1	0- 0	0- 10				
0- 1	0- 0	0- 0	NEUTRAL	0- 0	0- 0	0- 1				
1- 10	0- 0	0- 0	NON-CONFERENCE	0- 1	0- 0	1- 9				
1- 3	0- 0	0- 0	HOME	0- 0	0- 0	1- 3				
0- 6	0- 0	0- 0	AWAY	0- 1	0- 0	0- 5				
0- 1	0- 0	0- 0	NEUTRAL	0- 0	0- 0	0- 1				
1- 10	0- 0	0- 0	CONFERENCE	0- 0	0- 0	1- 10				
1- 5	0- 0	0- 0	HOME	0- 0	0- 0	1- 5				
0- 5	0- 0	0- 0	AWAY	0- 0	0- 0	0- 5				
0- 0	0- 0	0- 0	NEUTRAL	0- 0	0- 0	0- 0				

RPI S	Opponent	Score	RPI S	Opponent	Score	RPI S	Opponent	Score	RPI S	Opponent	Score	Team's RPI: 351
						57 A	Michigan	38 83	151 A	Lehigh	38 72	
									168 N	UC Irvine	71 84	
									214 H	Saint Francis (PA)	66 80	
									218 H	Robert Morris	37 89	
									225 A	Sacred Heart	53 75	
									260 H	St. Francis Brooklyn	67 79	
									263 A	Mt. St. Mary's	45 61	
									263 H	Mt. St. Mary's	71 61	
									298 A	Central Conn. St.	57 63	
									299 H	Army West Point	42 57	
									303 A	Fairfield	43 71	
									306 A	Manhattan	46 61	
									307 A	Bryant	62 69	
									309 A	Wagner	62 72	
									309 H	Wagner	62 66	
									311 H	Lafayette	55 50	
									312 H	NJIT	51 72	
									322 H	UMass Lowell	64 69	
									328 A	Saint Peter's	59 86	
									338 A	Grand Canyon	62 65	
									344 H	Fairleigh Dickinson	52 69	
LAST 12 Division I GAMES:												
263 H	Mt. St. Mary's	71 61	344 H	Fairleigh Dickinson	52 69							
309 H	Wagner	62 66	218 H	Robert Morris	37 89							
309 A	Wagner	62 72	214 H	Saint Francis (PA)	66 80							
298 A	Central Conn. St.	57 63	225 A	Sacred Heart	53 75							
263 A	Mt. St. Mary's	45 61	307 A	Bryant	62 69							
260 H	St. Francis Brooklyn	67 79	311 H	Lafayette	55 50							

Non-Div I Games:

LIU Brooklyn

■ Loss,
 ■ Non-Conf,
 ■ S Site,
 ■ H Home
 ■ A Away
 N Neutral

Average RPI Win:	144	WON-LOST	WINNING	LAST 10	STRENGTH OF	OPP. STRENGTH	TEAM	ADJ.	CONF.	ADJ CONF.
Average RPI Loss:	62	RECORD	PCT. RANK	GAMES	SCHEDULE	OF SCHEDULE	RPI	RPI	RPI	RPI
DIV. I ONLY	14- 8	101	1- 0	25	63	56	56	5	5	
DIV. I NON-CONF.	9- 3	61	0- 0	98	131	66	66	4	4	
TOTALS	RPI 1-25	RPI 26-50	W-L RECORDS	RPI 51-100	RPI 101-150	RPI 150+				
14- 8	2- 3	1- 1	OVERALL	3- 1	2- 3	6- 0				
10- 5	1- 2	1- 1	HOME	3- 0	1- 2	4- 0				
4- 3	1- 1	0- 0	AWAY	0- 1	1- 1	2- 0				
0- 0	0- 0	0- 0	NEUTRAL	0- 0	0- 0	0- 0				
9- 3	1- 1	0- 0	NON-CONFERENCE	2- 0	1- 2	5- 0				
7- 2	0- 0	0- 0	HOME	2- 0	1- 2	4- 0				
2- 1	1- 1	0- 0	AWAY	0- 0	0- 0	1- 0				
0- 0	0- 0	0- 0	NEUTRAL	0- 0	0- 0	0- 0				
5- 5	1- 2	1- 1	CONFERENCE	1- 1	1- 1	1- 0				
3- 3	1- 2	1- 1	HOME	1- 0	0- 0	0- 0				
2- 2	0- 0	0- 0	AWAY	0- 1	1- 1	1- 0				
0- 0	0- 0	0- 0	NEUTRAL	0- 0	0- 0	0- 0				

RPI	S	Opponent	Score	RPI	S	Opponent	Score	RPI	S	Opponent	Score	RPI	S	Opponent	Score
7	H	Mississippi St.	35 68	26	H	Kentucky	60 64	60	H	Little Rock	60 45	104	A	Georgia	50 63
15	H	South Carolina	53 76	33	H	Missouri	61 51	61	A	Tennessee	65 74	118	H	Kansas	61 68
16	A	Florida St.	58 45					82	H	Arkansas	71 34	131	A	Alabama	62 56
19	A	Rutgers	43 57					99	H	Northern Colo.	62 57	144	H	Tulane	54 56
21	H	Texas A&M	63 52									148	H	South Fla.	78 49
												178	H	Nicholls St.	76 44
												189	H	Sam Houston St.	66 52
												194	A	Ole Miss	55 41
												253	A	Louisiana	76 54
												276	H	Southeastern La.	72 52
												330	H	McNeese	86 36
LAST 12 Division I GAMES:															
82	H	Arkansas	71 34	15	H	South Carolina	53 76								
33	H	Missouri	61 51	194	A	Ole Miss	55 41								
7	H	Mississippi St.	35 68	21	H	Texas A&M	63 52								
61	A	Tennessee	65 74	104	A	Georgia	50 63								
131	A	Alabama	62 56	148	H	South Fla.	78 49								
26	H	Kentucky	60 64	276	H	Southeastern La.	72 52								

Non-Div I Games:

LSU

Average RPI Win: 225	WON-LOST	WINNING	LAST 10	STRENGTH OF	OPP. STRENGTH	TEAM	ADJ.	CONF.	ADJ CONF.
Average RPI Loss: 144	RECORD	PCT. RANK	GAMES	SCHEDULE	OF SCHEDULE	RPI	RPI	RPI	RPI
DIV. I ONLY	4- 21	329	0- 1	109	192	285	285	17	17
DIV. I NON-CONF.	3- 11	292	0- 0	49	222	219	219	16	16
TOTALS	RPI 1-25	RPI 26-50	W-L RECORDS	RPI 51-100	RPI 101-150	RPI 150+			
4- 21	0- 0	0- 2	OVERALL	0- 3	1- 8	3- 8			
2- 8	0- 0	0- 0	HOME	0- 1	0- 3	2- 4			
0- 13	0- 0	0- 2	AWAY	0- 2	0- 5	0- 4			
2- 0	0- 0	0- 0	NEUTRAL	0- 0	1- 0	1- 0			
3- 11	0- 0	0- 2	NON-CONFERENCE	0- 3	1- 3	2- 3			
1- 3	0- 0	0- 0	HOME	0- 1	0- 1	1- 1			
0- 8	0- 0	0- 2	AWAY	0- 2	0- 2	0- 2			
2- 0	0- 0	0- 0	NEUTRAL	0- 0	1- 0	1- 0			
1- 10	0- 0	0- 0	CONFERENCE	0- 0	0- 5	1- 5			
1- 5	0- 0	0- 0	HOME	0- 0	0- 2	1- 3			
0- 5	0- 0	0- 0	AWAY	0- 0	0- 3	0- 2			
0- 0	0- 0	0- 0	NEUTRAL	0- 0	0- 0	0- 0			

RPI 1-25				RPI 26-50				RPI 51-100				RPI 101+ Team's RPI: 285			
RPI	S	Opponent	Score	RPI	S	Opponent	Score	RPI	S	Opponent	Score	RPI	S	Opponent	Score
30	A	Oregon St.	46 100	69	A	Penn	34 65	108	A	VCU	38 68				
41	A	Villanova	68 81	77	H	Drexel	43 58	109	H	St. John's (NY)	57 83				
				84	A	Harvard	43 88	114	A	Dayton	45 84				
								116	A	Towson	68 92				
								117	A	Providence	47 77				
								124	N	Pepperdine	62 55				
								130	H	Fordham	54 65				
								147	A	Davidson	61 80				
								150	H	Duquesne	62 66				
								170	A	Temple	47 75				
								195	A	Saint Louis	58 69				
								196	H	Massachusetts	60 74				
								208	H	George Washington	59 67				
								218	A	Robert Morris	39 67				
								228	H	Rhode Island	77 71				
								230	H	Howard	54 57				
								255	A	Saint Joseph's	57 60				
								256	H	Richmond	60 74				
								266	H	Norfolk St.	62 52				
								280	N	Northern Ky.	74 56				
LAST 12 Division I GAMES:															
195	A	Saint Louis	58 69	255	A	Saint Joseph's	57 60								
228	H	Rhode Island	77 71	208	H	George Washington	59 67								
147	A	Davidson	61 80	196	H	Massachusetts	60 74								
130	H	Fordham	54 65	108	A	VCU	38 68								
256	H	Richmond	60 74	114	A	Dayton	45 84								
150	H	Duquesne	62 66	170	A	Temple	47 75								

Non-Div I Games:

La Salle

■ Loss,
 ■ Non-Conf,
 ■ S Site,
 ■ H Home
 ■ A Away
 N Neutral

Average RPI Win:	311	WON-LOST	WINNING	LAST 10	STRENGTH OF	OPP. STRENGTH	TEAM	ADJ.	CONF.	ADJ CONF.
Average RPI Loss:	175	RECORD	PCT. RANK	GAMES	SCHEDULE	OF SCHEDULE	RPI	RPI	RPI	RPI
DIV. I ONLY	6- 14	279	1- 0	317	228	296	296	12	12	
DIV. I NON-CONF.	4- 5	190	0- 0	350	335	319	319	14	14	
TOTALS	RPI 1-25	RPI 26-50	W-L RECORDS	RPI 51-100	RPI 101-150	RPI 150+				
6- 14	0- 0	0- 0	OVERALL	0- 2	0- 3	6- 9				
3- 4	0- 0	0- 0	HOME	0- 0	0- 1	3- 3				
3- 10	0- 0	0- 0	AWAY	0- 2	0- 2	3- 6				
0- 0	0- 0	0- 0	NEUTRAL	0- 0	0- 0	0- 0				
4- 5	0- 0	0- 0	NON-CONFERENCE	0- 0	0- 1	4- 4				
2- 1	0- 0	0- 0	HOME	0- 0	0- 0	2- 1				
2- 4	0- 0	0- 0	AWAY	0- 0	0- 1	2- 3				
0- 0	0- 0	0- 0	NEUTRAL	0- 0	0- 0	0- 0				
2- 9	0- 0	0- 0	CONFERENCE	0- 2	0- 2	2- 5				
1- 3	0- 0	0- 0	HOME	0- 0	0- 1	1- 2				
1- 6	0- 0	0- 0	AWAY	0- 2	0- 1	1- 3				
0- 0	0- 0	0- 0	NEUTRAL	0- 0	0- 0	0- 0				

RPI S	Opponent	Score	RPI S	Opponent	Score	RPI S	Opponent	Score	RPI S	Opponent	Score	Team's RPI: 296
60	A Little Rock	44 63				110	A South Alabama	49 77				
79	A Troy	56 78				139	A Texas Tech	42 86				
						142	H Appalachian St.	58 80				
						155	A Georgia St.	46 68				
						155	H Georgia St.	41 56				
						174	A Arkansas St.	54 64				
						178	H Nicholls St.	54 55				
						187	H Coastal Caro.	54 79				
						206	A SMU	38 49				
						253	A Louisiana	45 52				
						276	A Southeastern La.	42 49				
						289	A Ga. Southern	80 62				
						289	H Ga. Southern	58 57				
						310	H Mississippi Val.	72 65				
						318	A New Orleans	57 44				
						330	H McNeese	69 60				
						332	A Northwestern St.	63 55				
						333	A Houston Baptist	60 68				
LAST 12 Division I GAMES:												
289	A Ga. Southern	80 62	253	A Louisiana	45 52							
155	A Georgia St.	46 68	155	H Georgia St.	41 56							
142	H Appalachian St.	58 80	289	H Ga. Southern	58 57							
187	H Coastal Caro.	54 79	174	A Arkansas St.	54 64							
110	A South Alabama	49 77	60	A Little Rock	44 63							
79	A Troy	56 78	333	A Houston Baptist	60 68							

Non-Div I Games: LSU-Alexandria 93 62 Ark.-Monticello 70 39

La.-Monroe

Loss, Non-Conf, S Site, H Home A Away N Neutral

Lafayette

Through Games Of Feb. 12, 2019

Average RPI Win:	254	WON-LOST	WINNING	LAST 10	STRENGTH OF	OPP. STRENGTH	TEAM	ADJ.	CONF.	ADJ CONF.
Average RPI Loss:	217	RECORD	PCT. RANK	GAMES	SCHEDULE	OF SCHEDULE	RPI	RPI	RPI	RPI
DIV. I ONLY	7- 15	268	0- 1	309	298	311	311	18	18	
DIV. I NON-CONF.	5- 6	177	0- 1	349	340	335	335	22	22	
TOTALS	RPI 1-25	RPI 26-50	W-L RECORDS	RPI 51-100	RPI 101-150	RPI 150+				
7- 15	0- 0	0- 2	OVERALL	0- 1	0- 1	7- 11				
5- 5	0- 0	0- 1	HOME	0- 0	0- 1	5- 3				
2- 9	0- 0	0- 1	AWAY	0- 1	0- 0	2- 7				
0- 1	0- 0	0- 0	NEUTRAL	0- 0	0- 0	0- 1				
5- 6	0- 0	0- 0	NON-CONFERENCE	0- 0	0- 0	5- 6				
3- 2	0- 0	0- 0	HOME	0- 0	0- 0	3- 2				
2- 3	0- 0	0- 0	AWAY	0- 0	0- 0	2- 3				
0- 1	0- 0	0- 0	NEUTRAL	0- 0	0- 0	0- 1				
2- 9	0- 0	0- 2	CONFERENCE	0- 1	0- 1	2- 5				
2- 3	0- 0	0- 1	HOME	0- 0	0- 1	2- 1				
0- 6	0- 0	0- 1	AWAY	0- 1	0- 0	0- 4				
0- 0	0- 0	0- 0	NEUTRAL	0- 0	0- 0	0- 0				

RPI S	Opponent	Score	RPI S	Opponent	Score	RPI S	Opponent	Score	RPI S	Opponent	Score	Team's RPI: 311
45	A Bucknell	43 75	45	H Bucknell	47 56	95	A American	45 60	143	H Boston U.	44 47	
									151	H Lehigh	43 70	
									152	N Delaware	47 65	
									201	H Navy	55 42	
									210	A Holy Cross	53 56	
									210	H Holy Cross	73 63	
									213	H Monmouth	73 69	
									240	H Albany (NY)	67 66	
									247	A Colgate	49 60	
									264	H Binghamton	59 50	
									275	H Cornell	59 62	
									294	A Fla. Atlantic	49 53	
									299	A Army West Point	50 65	
									306	A Manhattan	49 60	
									308	A Loyola Maryland	50 62	
									309	A Wagner	66 43	
									328	H Saint Peter's	60 62	
									344	A Fairleigh Dickinson	63 57	
									351	A LIU Brooklyn	50 55	
LAST 12 Division I GAMES:												
152	N Delaware	47 65	308	A Loyola Maryland	50 62							
45	A Bucknell	43 75	299	A Army West Point	50 65							
210	A Holy Cross	53 56	45	H Bucknell	47 56							
143	H Boston U.	44 47	247	A Colgate	49 60							
95	A American	45 60	210	H Holy Cross	73 63							
201	H Navy	55 42	151	H Lehigh	43 70							

Non-Div I Games:

Lafayette

Loss, Non-Conf, S Site, H Home A Away N Neutral

Lamar University

Through Games Of Feb. 12, 2019

Average RPI Win:	232	WON-LOST	WINNING	LAST 10	STRENGTH OF	OPP. STRENGTH	TEAM	ADJ.	CONF.	ADJ CONF.
Average RPI Loss:	63	RECORD	PCT. RANK	GAMES	SCHEDULE	OF SCHEDULE	RPI	RPI	RPI	RPI
DIV. I ONLY	13- 5	64	0- 0	132	214	59	59	25	25	
DIV. I NON-CONF.	3- 4	199	0- 0	7	24	27	27	23	23	

TOTALS	RPI 1-25	RPI 26-50	W-L RECORDS	RPI 51-100	RPI 101-150	RPI 150+
13- 5	1- 1	0- 1	OVERALL	1- 2	0- 0	11- 1
6- 0	0- 0	0- 0	HOME	1- 0	0- 0	5- 0
7- 4	1- 1	0- 0	AWAY	0- 2	0- 0	6- 1
0- 1	0- 0	0- 1	NEUTRAL	0- 0	0- 0	0- 0
3- 4	1- 1	0- 1	NON-CONFERENCE	1- 1	0- 0	1- 1
1- 0	0- 0	0- 0	HOME	1- 0	0- 0	0- 0
2- 3	1- 1	0- 0	AWAY	0- 1	0- 0	1- 1
0- 1	0- 0	0- 1	NEUTRAL	0- 0	0- 0	0- 0
10- 1	0- 0	0- 0	CONFERENCE	0- 1	0- 0	10- 0
5- 0	0- 0	0- 0	HOME	0- 0	0- 0	5- 0
5- 1	0- 0	0- 0	AWAY	0- 1	0- 0	5- 0
0- 0	0- 0	0- 0	NEUTRAL	0- 0	0- 0	0- 0

RPI 1-25				RPI 26-50				RPI 51-100				Team's RPI: 59		RPI 101+			
RPI	S	Opponent	Score	RPI	S	Opponent	Score	RPI	S	Opponent	Score			RPI	S	Opponent	Score
7	A	Mississippi St.	53 104	32	N	Ohio	62 87	52	A	SFA	58 70			167	A	Abilene Christian	63 60
21	A	Texas A&M	74 68					54	A	Kansas St.	55 73			169	A	Denver	110 117
								81	H	Pacific	82 66			178	H	Nicholls St.	78 65
														189	A	Sam Houston St.	83 72
														253	A	Louisiana	79 77
														267	H	A&M-Corpus Christi	76 58
														276	H	Southeastern La.	94 54
														288	H	Central Ark.	57 37
														318	A	New Orleans	79 57
														321	A	Incarnate Word	77 51
														330	A	McNeese	64 62
														333	H	Houston Baptist	63 50
LAST 12 Division I GAMES:																	
				52	A	SFA	58 70	276	H	Southeastern La.	94 54						
				167	A	Abilene Christian	63 60	288	H	Central Ark.	57 37						
				330	A	McNeese	64 62	318	A	New Orleans	79 57						
				178	H	Nicholls St.	78 65	267	H	A&M-Corpus Christi	76 58						
				189	A	Sam Houston St.	83 72	333	H	Houston Baptist	63 50						
				321	A	Incarnate Word	77 51	81	H	Pacific	82 66						

Non-Div I Games: LeTourneau 104 27 Louisiana Col. 94 43 McMurry 100 37 Howard Payne 93 37 Lamar University

Average RPI Win: 262	WON-LOST	WINNING	LAST 10	STRENGTH OF	OPP. STRENGTH	TEAM	ADJ.	CONF.	ADJ CONF.
Average RPI Loss: 89	RECORD	PCT. RANK	GAMES	SCHEDULE	OF SCHEDULE	RPI	RPI	RPI	RPI
DIV. I ONLY	14- 7	81	0- 1	216	217	151	151	18	18
DIV. I NON-CONF.	7- 3	83	0- 1	228	235	152	152	22	22
TOTALS	RPI 1-25	RPI 26-50	W-L RECORDS	RPI 51-100	RPI 101-150	RPI 150+			
14- 7	0- 1	0- 2	OVERALL	0- 1	0- 2	14- 1			
9- 4	0- 0	0- 1	HOME	0- 1	0- 1	9- 1			
5- 3	0- 1	0- 1	AWAY	0- 0	0- 1	5- 0			
0- 0	0- 0	0- 0	NEUTRAL	0- 0	0- 0	0- 0			
7- 3	0- 1	0- 1	NON-CONFERENCE	0- 0	0- 0	7- 1			
5- 2	0- 0	0- 1	HOME	0- 0	0- 0	5- 1			
2- 1	0- 1	0- 0	AWAY	0- 0	0- 0	2- 0			
0- 0	0- 0	0- 0	NEUTRAL	0- 0	0- 0	0- 0			
7- 4	0- 0	0- 1	CONFERENCE	0- 1	0- 2	7- 0			
4- 2	0- 0	0- 0	HOME	0- 1	0- 1	4- 0			
3- 2	0- 0	0- 1	AWAY	0- 0	0- 1	3- 0			
0- 0	0- 0	0- 0	NEUTRAL	0- 0	0- 0	0- 0			

RPI 1-25				RPI 26-50				RPI 51-100				RPI 101+ Team's RPI: 151			
RPI	S	Opponent	Score	RPI	S	Opponent	Score	RPI	S	Opponent	Score	RPI	S	Opponent	Score
1	A	Notre Dame	68 95	41	H	Villanova	48 70	95	H	American	53 61	143	A	Boston U.	45 58
				45	A	Bucknell	53 71					143	H	Boston U.	48 52
												153	H	Charlotte	60 62
												201	A	Navy	56 38
												201	H	Navy	66 55
												210	H	Holy Cross	64 55
												213	H	Monmouth	63 48
												225	H	Sacred Heart	70 66
												247	H	Colgate	86 58
												264	A	Binghamton	65 55
												266	H	Norfolk St.	62 41
												275	H	Cornell	67 54
												298	A	Central Conn. St.	88 62
												299	A	Army West Point	73 50
												308	H	Loyola Maryland	51 42
												311	A	Lafayette	70 43
												351	H	LIU Brooklyn	72 38
LAST 12 Division I GAMES:															
153	H	Charlotte	60 62	95	H	American	53 61								
143	H	Boston U.	48 52	45	A	Bucknell	53 71								
201	H	Navy	66 55	143	A	Boston U.	45 58								
308	H	Loyola Maryland	51 42	210	H	Holy Cross	64 55								
299	A	Army West Point	73 50	201	A	Navy	56 38								
247	H	Colgate	86 58	311	A	Lafayette	70 43								

Non-Div I Games: Kutztown 73 39

Lehigh

■ Loss,
 ■ Non-Conf,
 ■ S Site,
 ■ H Home
 ■ A Away
 N Neutral

Average RPI Win: 265		WON-LOST	WINNING	LAST 10	STRENGTH OF	OPP. STRENGTH	TEAM	ADJ.	CONF.	ADJ CONF.
Average RPI Loss: 159		RECORD	PCT. RANK	GAMES	SCHEDULE	OF SCHEDULE	RPI	RPI	RPI	RPI
DIV. I ONLY		9- 14	238	0- 1	220	233	237	237	24	24
DIV. I NON-CONF.		3- 9	271	0- 1	132	205	244	244	26	26
TOTALS	RPI 1-25		RPI 26-50		W-L RECORDS		RPI 51-100		RPI 101-150	RPI 150+
9- 14	0- 1		0- 1		OVERALL		0- 3		1- 1	8- 8
4- 5	0- 0		0- 1		HOME		0- 2		0- 0	4- 2
4- 6	0- 0		0- 0		AWAY		0- 1		0- 1	4- 4
1- 3	0- 1		0- 0		NEUTRAL		0- 0		1- 0	0- 2
3- 9	0- 1		0- 1		NON-CONFERENCE		0- 1		1- 1	2- 5
1- 2	0- 0		0- 1		HOME		0- 1		0- 0	1- 0
1- 4	0- 0		0- 0		AWAY		0- 0		0- 1	1- 3
1- 3	0- 1		0- 0		NEUTRAL		0- 0		1- 0	0- 2
6- 5	0- 0		0- 0		CONFERENCE		0- 2		0- 0	6- 3
3- 3	0- 0		0- 0		HOME		0- 1		0- 0	3- 2
3- 2	0- 0		0- 0		AWAY		0- 1		0- 0	3- 1
0- 0	0- 0		0- 0		NEUTRAL		0- 0		0- 0	0- 0

RPI 1-25				RPI 26-50				RPI 51-100				RPI 101+				Team's RPI: 237	
RPI	S	Opponent	Score	RPI	S	Opponent	Score	RPI	S	Opponent	Score	RPI	S	Opponent	Score		
14	N	UCF	45 53	35	H	James Madison	53 74	68	H	Virginia Tech	61 72	141	A	Chattanooga	60 75		
								72	A	FGCU	50 68	150	N	Duquesne	55 51		
								72	H	FGCU	64 65	153	N	Charlotte	61 63		
												203	A	East Carolina	63 66		
												205	A	Stetson	52 69		
												205	H	Stetson	56 68		
												214	H	Saint Francis (PA)	82 53		
												239	A	Bethune-Cookman	76 81		
												242	A	ETSU	89 86		
												244	A	Jacksonville	85 75		
												244	H	Jacksonville	52 64		
												266	N	Norfolk St.	53 66		
												273	H	North Florida	69 53		
												304	A	Kennesaw St.	67 61		
												312	H	NJIT	58 47		
												314	A	UNC Greensboro	45 48		
												324	A	Lipscomb	77 60		
												324	H	Lipscomb	74 60		
LAST 12 Division I GAMES:																	
				266	N	Norfolk St.	53 66	244	A	Jacksonville	85 75						
				324	H	Lipscomb	74 60	273	H	North Florida	69 53						
				72	H	FGCU	64 65	304	A	Kennesaw St.	67 61						
				205	H	Stetson	56 68	244	H	Jacksonville	52 64						
				312	H	NJIT	58 47	205	A	Stetson	52 69						
				324	A	Lipscomb	77 60	72	A	FGCU	50 68						

Non-Div I Games:	West Chester	61	42
------------------	--------------	----	----

Liberty

Loss, Non-Conf, S Site, H Home A Away N Neutral

Average RPI Win:	279	WON-LOST	WINNING	LAST 10	STRENGTH OF	OPP. STRENGTH	TEAM	ADJ.	CONF.	ADJ CONF.
Average RPI Loss:	188	RECORD	PCT. RANK	GAMES	SCHEDULE	OF SCHEDULE	RPI	RPI	RPI	RPI
DIV. I ONLY	3- 21	335	0- 1	197	300	324	324	24	24	
DIV. I NON-CONF.	2- 11	316	0- 0	143	298	286	286	26	26	
TOTALS	RPI 1-25	RPI 26-50	W-L RECORDS	RPI 51-100	RPI 101-150	RPI 150+				
3- 21	0- 0	0- 0	OVERALL	0- 4	0- 5	3- 12				
2- 8	0- 0	0- 0	HOME	0- 0	0- 3	2- 5				
1- 13	0- 0	0- 0	AWAY	0- 4	0- 2	1- 7				
0- 0	0- 0	0- 0	NEUTRAL	0- 0	0- 0	0- 0				
2- 11	0- 0	0- 0	NON-CONFERENCE	0- 3	0- 4	2- 4				
1- 4	0- 0	0- 0	HOME	0- 0	0- 2	1- 2				
1- 7	0- 0	0- 0	AWAY	0- 3	0- 2	1- 2				
0- 0	0- 0	0- 0	NEUTRAL	0- 0	0- 0	0- 0				
1- 10	0- 0	0- 0	CONFERENCE	0- 1	0- 1	1- 8				
1- 4	0- 0	0- 0	HOME	0- 0	0- 1	1- 3				
0- 6	0- 0	0- 0	AWAY	0- 1	0- 0	0- 5				
0- 0	0- 0	0- 0	NEUTRAL	0- 0	0- 0	0- 0				

RPI S	Opponent	Score	RPI S	Opponent	Score	RPI S	Opponent	Score	RPI S	Opponent	Score	Team's RPI: 324
						58	A Clemson	26 68	104	A Georgia	45 77	
						64	A Belmont	43 83	121	A Morehead St.	44 79	
						72	A FGCU	40 82	132	H Tennessee Tech	52 67	
						86	A Cincinnati	55 71	136	H UT Martin	53 62	
									137	H North Ala.	60 81	
									202	H Jacksonville St.	46 58	
									205	A Stetson	49 76	
									205	H Stetson	65 80	
									237	A Liberty	60 74	
									237	H Liberty	60 77	
									244	A Jacksonville	47 62	
									244	H Jacksonville	61 58	
									273	A North Florida	66 72	
									273	H North Florida	53 68	
									282	A Murray St.	61 97	
									287	A Austin Peay	58 70	
									290	H Tennessee St.	64 62	
									291	H Col. of Charleston	63 65	
									302	A Alabama A&M	62 58	
									312	A NJIT	67 80	
LAST 12 Division I GAMES:												
237	A Liberty	60 74	72	A FGCU	40 82							
244	H Jacksonville	61 58	312	A NJIT	67 80							
273	A North Florida	66 72	205	H Stetson	65 80							
137	H North Ala.	60 81	273	H North Florida	53 68							
237	H Liberty	60 77	244	A Jacksonville	47 62							
205	A Stetson	49 76	121	A Morehead St.	44 79							

Non-Div I Games:

Lipscomb

■ Loss,
 ■ Non-Conf,
 ■ S Site,
 ■ H Home
 ■ A Away
 N Neutral

Little Rock

Through Games Of Feb. 12, 2019

Average RPI Win:	175	WON-LOST	WINNING	LAST 10	STRENGTH OF	OPP. STRENGTH	TEAM	ADJ.	CONF.	ADJ CONF.
Average RPI Loss:	55	RECORD	PCT. RANK	GAMES	SCHEDULE	OF SCHEDULE	RPI	RPI	RPI	RPI
DIV. I ONLY	14- 8	101	1- 0	30	105	60	60	12	12	
DIV. I NON-CONF.	4- 7	228	0- 0	35	17	119	119	14	14	
TOTALS	RPI 1-25	RPI 26-50	W-L RECORDS	RPI 51-100	RPI 101-150	RPI 150+				
14- 8	0- 2	0- 1	OVERALL	2- 4	4- 1	8- 0				
8- 5	0- 2	0- 1	HOME	2- 1	1- 1	5- 0				
6- 3	0- 0	0- 0	AWAY	0- 3	3- 0	3- 0				
0- 0	0- 0	0- 0	NEUTRAL	0- 0	0- 0	0- 0				
4- 7	0- 2	0- 1	NON-CONFERENCE	0- 3	1- 1	3- 0				
1- 5	0- 2	0- 1	HOME	0- 1	0- 1	1- 0				
3- 2	0- 0	0- 0	AWAY	0- 2	1- 0	2- 0				
0- 0	0- 0	0- 0	NEUTRAL	0- 0	0- 0	0- 0				
10- 1	0- 0	0- 0	CONFERENCE	2- 1	3- 0	5- 0				
7- 0	0- 0	0- 0	HOME	2- 0	1- 0	4- 0				
3- 1	0- 0	0- 0	AWAY	0- 1	2- 0	1- 0				
0- 0	0- 0	0- 0	NEUTRAL	0- 0	0- 0	0- 0				

RPI 1-25				RPI 26-50				RPI 51-100				Team's RPI: 60	RPI 101+			
RPI	S	Opponent	Score	RPI	S	Opponent	Score	RPI	S	Opponent	Score		RPI	S	Opponent	Score
7	H	Mississippi St.	63 98	31	H	Rice	65 79	54	H	Kansas St.	47 53		110	A	South Alabama	65 42
21	H	Texas A&M	40 61					56	A	LSU	45 60		110	H	South Alabama	47 44
								63	A	Missouri St.	44 48		129	H	Western Ky.	56 68
								79	A	Troy	66 71		142	A	Appalachian St.	74 59
								79	H	Troy	76 72		149	A	Tulsa	63 53
								88	H	UT Arlington	68 65		154	A	Louisiana Tech	69 58
													174	H	Arkansas St.	68 55
													181	H	Texas St.	62 47
													187	A	Coastal Caro.	60 47
													229	A	Memphis	63 60
													253	H	Louisiana	62 48
													294	H	Fla. Atlantic	61 38
													296	H	La.-Monroe	63 44
LAST 12 Division I GAMES:																
110	H	South Alabama	47 44	181	H	Texas St.	62 47									
79	H	Troy	76 72	110	A	South Alabama	65 42									
174	H	Arkansas St.	68 55	79	A	Troy	66 71									
142	A	Appalachian St.	74 59	253	H	Louisiana	62 48									
187	A	Coastal Caro.	60 47	296	H	La.-Monroe	63 44									
88	H	UT Arlington	68 65	63	A	Missouri St.	44 48									

Non-Div I Games:

Little Rock

Loss, Non-Conf, S Site, H Home A Away N Neutral

Average RPI Win: 231	WON-LOST	WINNING	LAST 10	STRENGTH OF	OPP. STRENGTH	TEAM	ADJ.	CONF.	ADJ CONF.
Average RPI Loss: 152	RECORD	PCT. RANK	GAMES	SCHEDULE	OF SCHEDULE	RPI	RPI	RPI	RPI
DIV. I ONLY	7- 15	268	1- 0	193	175	259	259	21	21
DIV. I NON-CONF.	3- 10	278	0- 0	114	140	258	258	20	20
TOTALS	RPI 1-25	RPI 26-50	W-L RECORDS	RPI 51-100	RPI 101-150	RPI 150+			
7- 15	0- 1	0- 1	OVERALL	1- 5	0- 1	6- 7			
4- 8	0- 0	0- 1	HOME	1- 2	0- 0	3- 5			
3- 7	0- 1	0- 0	AWAY	0- 3	0- 1	3- 2			
0- 0	0- 0	0- 0	NEUTRAL	0- 0	0- 0	0- 0			
3- 10	0- 1	0- 1	NON-CONFERENCE	1- 4	0- 1	2- 3			
2- 6	0- 0	0- 1	HOME	1- 2	0- 0	1- 3			
1- 4	0- 1	0- 0	AWAY	0- 2	0- 1	1- 0			
0- 0	0- 0	0- 0	NEUTRAL	0- 0	0- 0	0- 0			
4- 5	0- 0	0- 0	CONFERENCE	0- 1	0- 0	4- 4			
2- 2	0- 0	0- 0	HOME	0- 0	0- 0	2- 2			
2- 3	0- 0	0- 0	AWAY	0- 1	0- 0	2- 2			
0- 0	0- 0	0- 0	NEUTRAL	0- 0	0- 0	0- 0			

RPI 1-25				RPI 26-50				RPI 51-100				RPI 101+ Team's RPI: 259			
RPI	S	Opponent	Score	RPI	S	Opponent	Score	RPI	S	Opponent	Score	RPI	S	Opponent	Score
4	A	Oregon	48 110	49	H	Southern California	50 86	51	A	Utah	59 82	138	A	Montana St.	62 85
								80	H	Arizona	43 70	158	H	CSUN	37 51
								83	H	UNI	64 71	165	A	UC Riverside	63 45
								89	H	Idaho	70 63	165	H	UC Riverside	59 73
								92	A	UC Davis	50 70	221	A	Utah St.	50 48
								100	A	Loyola Marymount	62 71	233	H	Nevada	67 76
												243	H	Hawaii	56 40
												246	A	Cal St. Fullerton	59 53
												258	H	San Diego	56 60
												262	H	California Baptist	83 85
												293	A	UC Santa Barbara	54 60
												314	A	Cal Poly	59 66
												314	H	Cal Poly	61 58
												338	H	Grand Canyon	57 50
LAST 12 Division I GAMES:															
243	H	Hawaii	56 40	293	A	UC Santa Barbara	54 60								
314	A	Cal Poly	59 66	314	H	Cal Poly	61 58								
246	A	Cal St. Fullerton	59 53	165	A	UC Riverside	63 45								
92	A	UC Davis	50 70	221	A	Utah St.	50 48								
158	H	CSUN	37 51	338	H	Grand Canyon	57 50								
165	H	UC Riverside	59 73	100	A	Loyola Marymount	62 71								

Non-Div I Games:

Long Beach St.

■ Loss,
■ Non-Conf, S Site,
■ Home
■ Away
N Neutral

Average RPI Win:	255	WON-LOST	WINNING	LAST 10	STRENGTH OF	OPP. STRENGTH	TEAM	ADJ.	CONF.	ADJ CONF.
Average RPI Loss:	215	RECORD	PCT. RANK	GAMES	SCHEDULE	OF SCHEDULE	RPI	RPI	RPI	RPI
DIV. I ONLY	3- 19	333	1- 0	253	344	340	340	28	28	
DIV. I NON-CONF.	1- 9	326	0- 0	162	337	329	329	29	29	
TOTALS	RPI 1-25	RPI 26-50	W-L RECORDS	RPI 51-100	RPI 101-150	RPI 150+				
3- 19	0- 0	0- 0	OVERALL	0- 2	0- 3	3- 14				
3- 8	0- 0	0- 0	HOME	0- 1	0- 1	3- 6				
0- 10	0- 0	0- 0	AWAY	0- 1	0- 2	0- 7				
0- 1	0- 0	0- 0	NEUTRAL	0- 0	0- 0	0- 1				
1- 9	0- 0	0- 0	NON-CONFERENCE	0- 1	0- 2	1- 6				
1- 4	0- 0	0- 0	HOME	0- 0	0- 0	1- 4				
0- 4	0- 0	0- 0	AWAY	0- 1	0- 2	0- 1				
0- 1	0- 0	0- 0	NEUTRAL	0- 0	0- 0	0- 1				
2- 10	0- 0	0- 0	CONFERENCE	0- 1	0- 1	2- 8				
2- 4	0- 0	0- 0	HOME	0- 1	0- 1	2- 2				
0- 6	0- 0	0- 0	AWAY	0- 0	0- 0	0- 6				
0- 0	0- 0	0- 0	NEUTRAL	0- 0	0- 0	0- 0				

RPI S	Opponent	Score	RPI S	Opponent	Score	RPI S	Opponent	Score	RPI S	Opponent	Score	Team's RPI: 340
68	A Virginia Tech	39	93	93	H Radford	34	68	103	A UNCW	33	35	
								108	A VCU	55	84	
								128	H High Point	54	65	
								177	H UMES	83	71	
								179	A Hampton	40	66	
								183	H Eastern Mich.	45	64	
								198	A UNC Asheville	55	80	
								203	N East Carolina	52	61	
								214	H Saint Francis (PA)	88	91	
								235	H Campbell	60	66	
								245	A Gardner-Webb	78	80	
								245	H Gardner-Webb	85	79	
								266	A Norfolk St.	42	74	
								272	A Winthrop	69	77	
								283	H Wofford	72	101	
								309	H Wagner	60	86	
								316	H Charleston So.	74	81	
								335	A Presbyterian	66	81	
								343	A USC Upstate	67	72	
								343	H USC Upstate	80	58	
LAST 12 Division I GAMES:												
343	H USC Upstate	80	58	198	A UNC Asheville	55	80					
245	A Gardner-Webb	78	80	93	H Radford	34	68					
128	H High Point	54	65	179	A Hampton	40	66					
245	H Gardner-Webb	85	79	316	H Charleston So.	74	81					
235	H Campbell	60	66	335	A Presbyterian	66	81					
343	A USC Upstate	67	72	272	A Winthrop	69	77					

Non-Div I Games:

Longwood

Average RPI Win:	250	WON-LOST	WINNING	LAST 10	STRENGTH OF	OPP. STRENGTH	TEAM	ADJ.	CONF.	ADJ CONF.
Average RPI Loss:	136	RECORD	PCT. RANK	GAMES	SCHEDULE	OF SCHEDULE	RPI	RPI	RPI	RPI
DIV. I ONLY	6- 16	289	0- 1	104	191	253	253	12	12	
DIV. I NON-CONF.	2- 8	293	0- 0	123	199	263	263	14	14	
TOTALS	RPI 1-25	RPI 26-50	W-L RECORDS	RPI 51-100	RPI 101-150	RPI 150+				
6- 16	0- 1	0- 1	OVERALL	0- 5	1- 1	5- 8				
5- 5	0- 0	0- 0	HOME	0- 3	1- 0	4- 2				
1- 10	0- 1	0- 1	AWAY	0- 2	0- 1	1- 5				
0- 1	0- 0	0- 0	NEUTRAL	0- 0	0- 0	0- 1				
2- 8	0- 1	0- 1	NON-CONFERENCE	0- 2	0- 0	2- 4				
1- 3	0- 0	0- 0	HOME	0- 2	0- 0	1- 1				
1- 4	0- 1	0- 1	AWAY	0- 0	0- 0	1- 2				
0- 1	0- 0	0- 0	NEUTRAL	0- 0	0- 0	0- 1				
4- 8	0- 0	0- 0	CONFERENCE	0- 3	1- 1	3- 4				
4- 2	0- 0	0- 0	HOME	0- 1	1- 0	3- 1				
0- 6	0- 0	0- 0	AWAY	0- 2	0- 1	0- 3				
0- 0	0- 0	0- 0	NEUTRAL	0- 0	0- 0	0- 0				

RPI	S	Opponent	Score	RPI	S	Opponent	Score	RPI	S	Opponent	Score	RPI	S	Opponent	Score	Team's RPI: 253
7	A	Mississippi St.	36 104	50	A	Auburn	59 71	56	H	LSU	54 76	110	A	South Alabama	60 83	
								59	H	Lamar University	77 79	142	H	Appalachian St.	73 55	
								60	A	Little Rock	48 62	155	A	Georgia St.	71 74	
								79	A	Troy	64 90	155	H	Georgia St.	57 54	
								88	H	UT Arlington	61 76	174	A	Arkansas St.	75 87	
												187	H	Coastal Caro.	58 76	
												189	H	Sam Houston St.	62 68	
												194	A	Ole Miss	57 79	
												219	A	UTRGV	60 75	
												267	N	A&M-Corpus Christi	63 64	
												286	H	Jackson St.	68 61	
												289	A	Ga. Southern	71 79	
												289	H	Ga. Southern	59 48	
												296	H	La.-Monroe	52 45	
												330	A	McNeese	70 59	
LAST 12 Division I GAMES:																
155	A	Georgia St.	71 74	110	A	South Alabama	60 83									
289	A	Ga. Southern	71 79	296	H	La.-Monroe	52 45									
187	H	Coastal Caro.	58 76	289	H	Ga. Southern	59 48									
142	H	Appalachian St.	73 55	155	H	Georgia St.	57 54									
88	H	UT Arlington	61 76	60	A	Little Rock	48 62									
79	A	Troy	64 90	174	A	Arkansas St.	75 87									

Non-Div I Games: Dillard

69 72

Louisiana

Average RPI Win: 210		WON-LOST	WINNING	LAST 10	STRENGTH OF	OPP. STRENGTH	TEAM	ADJ.	CONF.	ADJ CONF.
Average RPI Loss: 119		RECORD	PCT. RANK	GAMES	SCHEDULE	OF SCHEDULE	RPI	RPI	RPI	RPI
DIV. I ONLY		12- 11	156	1- 0	145	116	154	154	14	14
DIV. I NON-CONF.		7- 5	132	1- 0	233	66	141	141	18	18
TOTALS		RPI 1-25	RPI 26-50		W-L RECORDS		RPI 51-100	RPI 101-150	RPI 150+	
12- 11	0- 1	0- 1		OVERALL		0- 4	3- 1		9- 4	
7- 4	0- 0	0- 1		HOME		0- 2	1- 0		6- 1	
4- 6	0- 1	0- 0		AWAY		0- 1	1- 1		3- 3	
1- 1	0- 0	0- 0		NEUTRAL		0- 1	1- 0		0- 0	
7- 5	0- 1	0- 0		NON-CONFERENCE		0- 2	2- 0		5- 2	
3- 1	0- 0	0- 0		HOME		0- 1	1- 0		2- 0	
3- 3	0- 1	0- 0		AWAY		0- 0	0- 0		3- 2	
1- 1	0- 0	0- 0		NEUTRAL		0- 1	1- 0		0- 0	
5- 6	0- 0	0- 1		CONFERENCE		0- 2	1- 1		4- 2	
4- 3	0- 0	0- 1		HOME		0- 1	0- 0		4- 1	
1- 3	0- 0	0- 0		AWAY		0- 1	1- 1		0- 1	
0- 0	0- 0	0- 0		NEUTRAL		0- 0	0- 0		0- 0	

RPI 1-25				RPI 26-50				RPI 51-100				RPI 101+				Team's RPI: 154	
RPI	S	Opponent	Score	RPI	S	Opponent	Score	RPI	S	Opponent	Score	RPI	S	Opponent	Score		
18	A	Arizona St.	44 80	31	H	Rice	51 61	55	A	Middle Tenn.	38 75	101	H	Houston	100 88		
								60	H	Little Rock	58 69	125	A	UAB	73 68		
								63	N	Missouri St.	70 82	129	A	Western Ky.	76 81		
								71	H	Old Dominion	59 70	131	N	Alabama	79 62		
												153	H	Charlotte	88 51		
												171	H	North Texas	54 65		
												174	A	Arkansas St.	80 70		
												192	H	Southern Miss.	106 85		
												194	H	Ole Miss	80 71		
												226	A	Marshall	88 90		
												229	A	Memphis	66 50		
												236	A	UMKC	70 80		
												248	A	Wichita St.	56 70		
												276	H	Southeastern La.	72 53		
												294	H	Fla. Atlantic	86 55		
												325	H	FIU	90 72		
												330	A	McNeese	89 48		
LAST 12 Division I GAMES:																	
				131	N	Alabama	79 62					153	H	Charlotte	88 51		
				192	H	Southern Miss.	106 85					71	H	Old Dominion	59 70		
				325	H	FIU	90 72					55	A	Middle Tenn.	38 75		
				294	H	Fla. Atlantic	86 55					125	A	UAB	73 68		
				129	A	Western Ky.	76 81					31	H	Rice	51 61		
				226	A	Marshall	88 90					171	H	North Texas	54 65		

Non-Div I Games: LSU-Alexandria 112 70

Louisiana Tech

Loss, Non-Conf, S Site, H Home A Away N Neutral

Average RPI Win: 88		WON-LOST	WINNING	LAST 10	STRENGTH OF	OPP. STRENGTH	TEAM	ADJ.	CONF.	ADJ CONF.
Average RPI Loss: 1		RECORD	PCT. RANK	GAMES	SCHEDULE	OF SCHEDULE	RPI	RPI	RPI	RPI
DIV. I ONLY		23- 1	1	1- 0	9	1	3	3	1	1
DIV. I NON-CONF.		13- 0	1	0- 0	18	37	3	3	1	1
TOTALS		RPI 1-25	RPI 26-50		W-L RECORDS		RPI 51-100	RPI 101-150	RPI 150+	
23- 1	5- 1	3- 0		OVERALL		7- 0	6- 0	2- 0		
12- 0	3- 0	2- 0		HOME		3- 0	2- 0	2- 0		
9- 1	1- 1	1- 0		AWAY		4- 0	3- 0	0- 0		
2- 0	1- 0	0- 0		NEUTRAL		0- 0	1- 0	0- 0		
13- 0	2- 0	2- 0		NON-CONFERENCE		3- 0	4- 0	2- 0		
7- 0	1- 0	1- 0		HOME		2- 0	1- 0	2- 0		
4- 0	0- 0	1- 0		AWAY		1- 0	2- 0	0- 0		
2- 0	1- 0	0- 0		NEUTRAL		0- 0	1- 0	0- 0		
10- 1	3- 1	1- 0		CONFERENCE		4- 0	2- 0	0- 0		
5- 0	2- 0	1- 0		HOME		1- 0	1- 0	0- 0		
5- 1	1- 1	0- 0		AWAY		3- 0	1- 0	0- 0		
0- 0	0- 0	0- 0		NEUTRAL		0- 0	0- 0	0- 0		

RPI	S	Opponent	Score	RPI	S	Opponent	Score	RPI	S	Opponent	Score	RPI	S	Opponent	Score
1	A	Notre Dame	68 82	26	H	Kentucky	80 75	58	A	Clemson	76 44	106	N	Hartford	86 69
6	H	UConn	78 69	27	A	Central Mich.	72 68	62	H	Miami (OH)	95 73	119	A	Wake Forest	73 49
9	H	Syracuse	76 51	42	H	Georgia Tech	61 44	66	A	Boise St.	74 55	127	H	Pittsburgh	70 42
16	A	Florida St.	68 49					68	A	Virginia Tech	72 63	129	A	Western Ky.	102 80
18	N	Arizona St.	58 56					74	A	Duke	73 51	136	H	UT Martin	102 62
24	H	North Carolina	73 66					96	H	Virginia	91 43	141	A	Chattanooga	75 49
								98	H	Nebraska	85 68	280	H	Northern Ky.	92 59
												290	H	Tennessee St.	107 52
LAST 12 Division I GAMES:															
68	A	Virginia Tech	72 63	119	A	Wake Forest	73 49								
9	H	Syracuse	76 51	96	H	Virginia	91 43								
58	A	Clemson	76 44	42	H	Georgia Tech	61 44								
6	H	UConn	78 69	1	A	Notre Dame	68 82								
127	H	Pittsburgh	70 42	74	A	Duke	73 51								
16	A	Florida St.	68 49	24	H	North Carolina	73 66								

Non-Div I Games:

Louisville

■ Loss,
 ■ Non-Conf, S Site,
 ■ Home
 ■ Away
 N Neutral

Average RPI Win:	288	WON-LOST	WINNING	LAST 10	STRENGTH OF	OPP. STRENGTH	TEAM	ADJ.	CONF.	ADJ CONF.
Average RPI Loss:	106	RECORD	PCT. RANK	GAMES	SCHEDULE	OF SCHEDULE	RPI	RPI	RPI	RPI
DIV. I ONLY	10- 12	196	0- 1	254	197	251	251	13	13	
DIV. I NON-CONF.	6- 5	143	0- 0	341	306	276	276	15	15	
TOTALS	RPI 1-25	RPI 26-50	W-L RECORDS	RPI 51-100	RPI 101-150	RPI 150+				
10- 12	0- 2	0- 1	OVERALL	0- 4	0- 1	10- 4				
8- 5	0- 1	0- 1	HOME	0- 1	0- 0	8- 2				
2- 7	0- 1	0- 0	AWAY	0- 3	0- 1	2- 2				
0- 0	0- 0	0- 0	NEUTRAL	0- 0	0- 0	0- 0				
6- 5	0- 0	0- 1	NON-CONFERENCE	0- 1	0- 1	6- 2				
4- 2	0- 0	0- 1	HOME	0- 0	0- 0	4- 1				
2- 3	0- 0	0- 0	AWAY	0- 1	0- 1	2- 1				
0- 0	0- 0	0- 0	NEUTRAL	0- 0	0- 0	0- 0				
4- 7	0- 2	0- 0	CONFERENCE	0- 3	0- 0	4- 2				
4- 3	0- 1	0- 0	HOME	0- 1	0- 0	4- 1				
0- 4	0- 1	0- 0	AWAY	0- 2	0- 0	0- 1				
0- 0	0- 0	0- 0	NEUTRAL	0- 0	0- 0	0- 0				

RPI 1-25				RPI 26-50				RPI 51-100				RPI 101+ Team's RPI: 251			
RPI	S	Opponent	Score	RPI	S	Opponent	Score	RPI	S	Opponent	Score	RPI	S	Opponent	Score
22	A	Drake	60 69	34	H	DePaul	76 102	53	A	Purdue	41 65	126	A	Youngstown St.	63 74
22	H	Drake	55 83					63	A	Missouri St.	49 84	156	H	Bradley	56 69
								83	A	UNI	52 64	160	A	Southern Ill.	63 74
								83	H	UNI	65 71	173	H	Indiana St.	56 54
												191	H	Illinois St.	62 59
												231	A	Bowling Green	74 88
												236	H	UMKC	74 88
												257	H	SIUE	56 43
												284	A	Western Mich.	64 53
												292	H	Valparaiso	80 54
												329	A	UIC	75 60
												334	H	Purdue Fort Wayne	81 67
												336	H	Evansville	61 56
												339	H	Detroit Mercy	52 43
												348	H	Chicago St.	76 40
LAST 12 Division I GAMES:															
22	H	Drake	55 83	173	H	Indiana St.	56 54								
83	H	UNI	65 71	336	H	Evansville	61 56								
156	H	Bradley	56 69	83	A	UNI	52 64								
191	H	Illinois St.	62 59	22	A	Drake	60 69								
160	A	Southern Ill.	63 74	292	H	Valparaiso	80 54								
63	A	Missouri St.	49 84	34	H	DePaul	76 102								

Non-Div I Games:

Loyola Chicago

 Loss,
 Non-Conf,
 S Site,
 H Home
 A Away
N Neutral

Loyola Maryland

Through Games Of Feb. 12, 2019

Average RPI Win:	274	WON-LOST	WINNING	LAST 10	STRENGTH OF	OPP. STRENGTH	TEAM	ADJ.	CONF.	ADJ CONF.
Average RPI Loss:	173	RECORD	PCT. RANK	GAMES	SCHEDULE	OF SCHEDULE	RPI	RPI	RPI	RPI
DIV. I ONLY	3- 19	333	0- 1	154	274	308	308	18	18	
DIV. I NON-CONF.	1- 10	330	0- 1	148	259	298	298	22	22	
TOTALS	RPI 1-25	RPI 26-50	W-L RECORDS	RPI 51-100	RPI 101-150	RPI 150+				
3- 19	0- 1	0- 1	OVERALL	0- 2	0- 3	3- 12				
2- 7	0- 0	0- 1	HOME	0- 0	0- 1	2- 5				
1- 11	0- 1	0- 0	AWAY	0- 2	0- 1	1- 7				
0- 1	0- 0	0- 0	NEUTRAL	0- 0	0- 1	0- 0				
1- 10	0- 1	0- 0	NON-CONFERENCE	0- 1	0- 2	1- 6				
0- 3	0- 0	0- 0	HOME	0- 0	0- 0	0- 3				
1- 6	0- 1	0- 0	AWAY	0- 1	0- 1	1- 3				
0- 1	0- 0	0- 0	NEUTRAL	0- 0	0- 1	0- 0				
2- 9	0- 0	0- 1	CONFERENCE	0- 1	0- 1	2- 6				
2- 4	0- 0	0- 1	HOME	0- 0	0- 1	2- 2				
0- 5	0- 0	0- 0	AWAY	0- 1	0- 0	0- 4				
0- 0	0- 0	0- 0	NEUTRAL	0- 0	0- 0	0- 0				

RPI 1-25				RPI 26-50				RPI 51-100				RPI 101+ Team's RPI: 308			
RPI	S	Opponent	Score	RPI	S	Opponent	Score	RPI	S	Opponent	Score	RPI	S	Opponent	Score
17	A	Maryland	48 83	45	H	Bucknell	57 75	91	A	Georgetown	30 45	105	N	Boston College	47 73
								95	A	American	38 82	116	A	Towson	57 62
												143	H	Boston U.	62 64
												151	A	Lehigh	42 51
												163	H	William & Mary	49 65
												200	A	Dartmouth	41 54
												201	H	Navy	46 58
												207	A	George Mason	38 70
												210	A	Holy Cross	60 78
												210	H	Holy Cross	48 58
												213	A	Monmouth	75 67
												247	A	Colgate	64 73
												255	A	Saint Joseph's	46 49
												260	H	St. Francis Brooklyn	70 75
												263	H	Mt. St. Mary's	67 77
												299	A	Army West Point	57 69
												299	H	Army West Point	70 51
												311	H	Lafayette	62 50
LAST 12 Division I GAMES:															
255	A	Saint Joseph's	46 49	311	H	Lafayette	62 50	95	A	American	38 82				
210	H	Holy Cross	48 58					210	A	Holy Cross	60 78				
299	H	Army West Point	70 51					143	H	Boston U.	62 64				
151	A	Lehigh	42 51					299	A	Army West Point	57 69				
247	A	Colgate	64 73					201	H	Navy	46 58				
45	H	Bucknell	57 75												

Non-Div I Games:

Loyola Maryland

Average RPI Win:	173	WON-LOST	WINNING	LAST 10	STRENGTH OF	OPP. STRENGTH	TEAM	ADJ.	CONF.	ADJ CONF.
Average RPI Loss:	110	RECORD	PCT. RANK	GAMES	SCHEDULE	OF SCHEDULE	RPI	RPI	RPI	RPI
DIV. I ONLY	15- 10	120	1- 0	91	114	100	100	8	8	
DIV. I NON-CONF.	7- 5	132	1- 0	96	206	105	105	7	7	
TOTALS	RPI 1-25	RPI 26-50	W-L RECORDS	RPI 51-100	RPI 101-150	RPI 150+				
15- 10	0- 1	2- 4	OVERALL	3- 0	0- 1	10- 4				
8- 3	0- 1	2- 0	HOME	1- 0	0- 0	5- 2				
7- 4	0- 0	0- 2	AWAY	2- 0	0- 1	5- 1				
0- 3	0- 0	0- 2	NEUTRAL	0- 0	0- 0	0- 1				
7- 5	0- 0	1- 2	NON-CONFERENCE	2- 0	0- 0	4- 3				
4- 1	0- 0	1- 0	HOME	1- 0	0- 0	2- 1				
3- 1	0- 0	0- 0	AWAY	1- 0	0- 0	2- 1				
0- 3	0- 0	0- 2	NEUTRAL	0- 0	0- 0	0- 1				
8- 5	0- 1	1- 2	CONFERENCE	1- 0	0- 1	6- 1				
4- 2	0- 1	1- 0	HOME	0- 0	0- 0	3- 1				
4- 3	0- 0	0- 2	AWAY	1- 0	0- 1	3- 0				
0- 0	0- 0	0- 0	NEUTRAL	0- 0	0- 0	0- 0				

RPI 1-25				RPI 26-50				RPI 51-100				RPI 101+			
RPI	S	Opponent	Score	RPI	S	Opponent	Score	RPI	S	Opponent	Score	RPI	S	Opponent	Score
13	H	Gonzaga	53 78	37	A	BYU	44 55	80	A	Arizona	66 64	124	A	Pepperdine	86 95
				37	H	BYU	61 58	81	A	Pacific	72 67	158	A	CSUN	72 53
				38	H	UCLA	69 63	92	H	UC Davis	60 53	161	H	Portland	76 58
				39	N	South Dakota	40 67					169	A	Denver	75 104
				40	N	Indiana	43 67					184	A	Santa Clara	69 60
				46	A	Saint Mary's (CA)	62 86					184	H	Santa Clara	75 83
												215	N	Grambling	61 62
												218	H	Robert Morris	61 53
												234	H	Northern Ariz.	62 63
												241	A	San Francisco	73 66
												241	H	San Francisco	66 58
												258	A	San Diego	69 52
												258	H	San Diego	83 57
												259	H	Long Beach St.	71 62
												293	A	UC Santa Barbara	70 57
LAST 12 Division I GAMES:															
218	H	Robert Morris	61 53	81	A	Pacific	72 67								
241	A	San Francisco	73 66	124	A	Pepperdine	86 95								
184	A	Santa Clara	69 60	184	H	Santa Clara	75 83								
258	H	San Diego	83 57	241	H	San Francisco	66 58								
37	H	BYU	61 58	37	A	BYU	44 55								
46	A	Saint Mary's (CA)	62 86	258	A	San Diego	69 52								

Non-Div I Games:

Loyola Marymount

Average RPI Win:	223	WON-LOST	WINNING	LAST 10	STRENGTH OF	OPP. STRENGTH	TEAM	ADJ.	CONF.	ADJ CONF.
Average RPI Loss:	87	RECORD	PCT. RANK	GAMES	SCHEDULE	OF SCHEDULE	RPI	RPI	RPI	RPI
DIV. I ONLY	17- 7	69	0- 1	152	182	75	75	23	23	
DIV. I NON-CONF.	7- 6	153	0- 1	36	69	52	52	25	25	
TOTALS	RPI 1-25	RPI 26-50	W-L RECORDS	RPI 51-100	RPI 101-150	RPI 150+				
17- 7	1- 1	0- 0	OVERALL	3- 3	0- 3	13- 0				
8- 1	0- 0	0- 0	HOME	1- 1	0- 0	7- 0				
7- 5	1- 1	0- 0	AWAY	1- 2	0- 2	5- 0				
2- 1	0- 0	0- 0	NEUTRAL	1- 0	0- 1	1- 0				
7- 6	1- 1	0- 0	NON-CONFERENCE	3- 3	0- 2	3- 0				
2- 1	0- 0	0- 0	HOME	1- 1	0- 0	1- 0				
3- 4	1- 1	0- 0	AWAY	1- 2	0- 1	1- 0				
2- 1	0- 0	0- 0	NEUTRAL	1- 0	0- 1	1- 0				
10- 1	0- 0	0- 0	CONFERENCE	0- 0	0- 1	10- 0				
6- 0	0- 0	0- 0	HOME	0- 0	0- 0	6- 0				
4- 1	0- 0	0- 0	AWAY	0- 0	0- 1	4- 0				
0- 0	0- 0	0- 0	NEUTRAL	0- 0	0- 0	0- 0				

RPI 1-25				RPI 26-50				RPI 51-100 Team's RPI: 75				RPI 101+			
RPI	S	Opponent	Score	RPI	S	Opponent	Score	RPI	S	Opponent	Score	RPI	S	Opponent	Score
12	A	NC State	46 84					67	A	Green Bay	39 70	106	A	Hartford	46 49
24	A	North Carolina	85 73					69	N	Penn	47 46	130	A	Fordham	64 72
								74	H	Duke	63 66	141	N	Chattanooga	61 66
								78	A	Northeastern	55 63	159	A	Stony Brook	68 54
								84	A	Harvard	67 60	220	N	N.C. A&T	58 52
								87	H	Toledo	73 59	227	H	Brown	102 96
												240	H	Albany (NY)	76 65
												264	H	Binghamton	95 66
												277	A	Vermont	63 51
												277	H	Vermont	66 45
												300	A	UMBC	58 45
												300	H	UMBC	84 44
												307	A	Bryant	74 57
												313	A	New Hampshire	69 45
												313	H	New Hampshire	67 46
												322	H	UMass Lowell	79 45
LAST 12 Division I GAMES:															
141	N	Chattanooga	61 66	159	A	Stony Brook	68 54								
300	A	UMBC	58 45	106	A	Hartford	46 49								
277	H	Vermont	66 45	240	H	Albany (NY)	76 65								
313	A	New Hampshire	69 45	277	A	Vermont	63 51								
322	H	UMass Lowell	79 45	300	H	UMBC	84 44								
264	H	Binghamton	95 66	313	H	New Hampshire	67 46								

Non-Div I Games:

Maine

■ Loss,
 ■ Non-Conf,
 ■ S Site,
 ■ H Home
 ■ A Away
 N Neutral

Average RPI Win:	292	WON-LOST	WINNING	LAST 10	STRENGTH OF	OPP. STRENGTH	TEAM	ADJ.	CONF.	ADJ CONF.
Average RPI Loss:	205	RECORD	PCT. RANK	GAMES	SCHEDULE	OF SCHEDULE	RPI	RPI	RPI	RPI
DIV. I ONLY	7- 16	273	0- 1	249	347	306	306	26	26	
DIV. I NON-CONF.	2- 9	297	0- 0	186	350	332	332	28	28	
TOTALS	RPI 1-25	RPI 26-50	W-L RECORDS	RPI 51-100	RPI 101-150	RPI 150+				
7- 16	0- 0	0- 0	OVERALL	0- 2	1- 2	6- 12				
5- 8	0- 0	0- 0	HOME	0- 2	0- 1	5- 5				
2- 8	0- 0	0- 0	AWAY	0- 0	1- 1	1- 7				
0- 0	0- 0	0- 0	NEUTRAL	0- 0	0- 0	0- 0				
2- 9	0- 0	0- 0	NON-CONFERENCE	0- 2	0- 1	2- 6				
2- 5	0- 0	0- 0	HOME	0- 2	0- 0	2- 3				
0- 4	0- 0	0- 0	AWAY	0- 0	0- 1	0- 3				
0- 0	0- 0	0- 0	NEUTRAL	0- 0	0- 0	0- 0				
5- 7	0- 0	0- 0	CONFERENCE	0- 0	1- 1	4- 6				
3- 3	0- 0	0- 0	HOME	0- 0	0- 1	3- 2				
2- 4	0- 0	0- 0	AWAY	0- 0	1- 0	1- 4				
0- 0	0- 0	0- 0	NEUTRAL	0- 0	0- 0	0- 0				

RPI S	Opponent	Score	RPI S	Opponent	Score	RPI S	Opponent	Score	RPI S	Opponent	Score	Team's RPI: 306
						76	H Wright St.	44 60	130	A Fordham	61 65	
						77	H Drexel	39 53	145	A Marist	69 51	
									145	H Marist	51 62	
									159	H Stony Brook	48 79	
									180	H Rider	63 73	
									210	A Holy Cross	53 61	
									213	A Monmouth	63 71	
									225	H Sacred Heart	46 74	
									238	A Niagara	51 61	
									238	H Niagara	54 58	
									240	A Albany (NY)	54 60	
									260	A St. Francis Brooklyn	65 73	
									278	A Siena	56 62	
									278	H Siena	52 48	
									279	A Canisius	44 47	
									303	H Fairfield	47 41	
									311	H Lafayette	60 49	
									328	A Saint Peter's	62 44	
									331	H Iona	55 33	
									339	H Detroit Mercy	56 58	
									351	H LIU Brooklyn	61 46	
LAST 12 Division I GAMES:												
213	A Monmouth	63 71	238	H Niagara	54 58							
328	A Saint Peter's	62 44	180	H Rider	63 73							
145	H Marist	51 62	331	H Iona	55 33							
278	H Siena	52 48	278	A Siena	56 62							
303	H Fairfield	47 41	238	A Niagara	51 61							
145	A Marist	69 51	279	A Canisius	44 47							

Non-Div I Games:

Manhattan

Average RPI Win: 237	WON-LOST	WINNING	LAST 10	STRENGTH OF	OPP. STRENGTH	TEAM	ADJ.	CONF.	ADJ CONF.
Average RPI Loss: 146	RECORD	PCT. RANK	GAMES	SCHEDULE	OF SCHEDULE	RPI	RPI	RPI	RPI
DIV. I ONLY	17- 8	78	0- 1	257	226	145	145	26	26
DIV. I NON-CONF.	8- 4	91	0- 0	184	118	96	96	28	28
TOTALS	RPI 1-25	RPI 26-50	W-L RECORDS	RPI 51-100	RPI 101-150	RPI 150+			
17- 8	0- 0	0- 0	OVERALL	1- 4	1- 0	15- 4			
6- 4	0- 0	0- 0	HOME	1- 1	1- 0	4- 3			
9- 3	0- 0	0- 0	AWAY	0- 2	0- 0	9- 1			
2- 1	0- 0	0- 0	NEUTRAL	0- 1	0- 0	2- 0			
8- 4	0- 0	0- 0	NON-CONFERENCE	1- 3	1- 0	6- 1			
3- 1	0- 0	0- 0	HOME	1- 0	1- 0	1- 1			
3- 2	0- 0	0- 0	AWAY	0- 2	0- 0	3- 0			
2- 1	0- 0	0- 0	NEUTRAL	0- 1	0- 0	2- 0			
9- 4	0- 0	0- 0	CONFERENCE	0- 1	0- 0	9- 3			
3- 3	0- 0	0- 0	HOME	0- 1	0- 0	3- 2			
6- 1	0- 0	0- 0	AWAY	0- 0	0- 0	6- 1			
0- 0	0- 0	0- 0	NEUTRAL	0- 0	0- 0	0- 0			

RPI S	Opponent	Score	RPI S	Opponent	Score	RPI S	Opponent	Score	RPI S	Opponent	Score	Team's RPI: 145
						65	H Quinnipiac	69 76	143	H Boston U.	68 57	
						74	A Duke	56 64	170	H Temple	74 68	
						76	N Wright St.	60 76	180	A Rider	64 70	
						78	H Northeastern	90 84	180	H Rider	58 68	
						94	A Princeton	57 60	190	A Elon	61 57	
									196	H Massachusetts	55 70	
									201	A Navy	72 48	
									205	N Stetson	76 69	
									213	H Monmouth	69 45	
									238	A Niagara	87 58	
									240	A Albany (NY)	74 56	
									254	N Hofstra	71 57	
									278	A Siena	73 58	
									278	H Siena	88 59	
									279	A Canisius	71 66	
									303	A Fairfield	56 46	
									306	A Manhattan	62 51	
									306	H Manhattan	51 69	
									328	A Saint Peter's	62 42	
									331	H Iona	76 36	
LAST 12 Division I GAMES:												
			180	A Rider	64 70		331	H Iona	76 36			
			306	A Manhattan	62 51		278	H Siena	88 59			
			278	A Siena	73 58		213	H Monmouth	69 45			
			180	H Rider	58 68		303	A Fairfield	56 46			
			306	H Manhattan	51 69		65	H Quinnipiac	69 76			
			328	A Saint Peter's	62 42		279	A Canisius	71 66			

Non-Div I Games:

Marist

Average RPI Win:	108	WON-LOST	WINNING	LAST 10	STRENGTH OF	OPP. STRENGTH	TEAM	ADJ.	CONF.	ADJ CONF.
Average RPI Loss:	10	RECORD	PCT. RANK	GAMES	SCHEDULE	OF SCHEDULE	RPI	RPI	RPI	RPI
DIV. I ONLY	21- 3	11	1- 0	18	23	8	8	6	6	
DIV. I NON-CONF.	9- 3	61	1- 0	24	14	19	19	5	5	
TOTALS	RPI 1-25	RPI 26-50	W-L RECORDS	RPI 51-100	RPI 101-150	RPI 150+				
21- 3	0- 3	6- 0	OVERALL	6- 0	5- 0	4- 0				
14- 1	0- 1	3- 0	HOME	4- 0	5- 0	2- 0				
7- 2	0- 2	3- 0	AWAY	2- 0	0- 0	2- 0				
0- 0	0- 0	0- 0	NEUTRAL	0- 0	0- 0	0- 0				
9- 3	0- 3	1- 0	NON-CONFERENCE	4- 0	1- 0	3- 0				
7- 1	0- 1	1- 0	HOME	3- 0	1- 0	2- 0				
2- 2	0- 2	0- 0	AWAY	1- 0	0- 0	1- 0				
0- 0	0- 0	0- 0	NEUTRAL	0- 0	0- 0	0- 0				
12- 0	0- 0	5- 0	CONFERENCE	2- 0	4- 0	1- 0				
7- 0	0- 0	2- 0	HOME	1- 0	4- 0	0- 0				
5- 0	0- 0	3- 0	AWAY	1- 0	0- 0	1- 0				
0- 0	0- 0	0- 0	NEUTRAL	0- 0	0- 0	0- 0				

RPI 1-25				Team's RPI: 8		RPI 26-50				RPI 51-100				RPI 101+					
RPI	S	Opponent	Score		RPI	S	Opponent	Score		RPI	S	Opponent	Score		RPI	S	Opponent	Score	
1	H	Notre Dame	63	87	29	H	South Dakota St.	91	52	57	H	Michigan	85	74	109	H	St. John's (NY)	83	73
7	A	Mississippi St.	82	87	34	A	DePaul	93	87	67	H	Green Bay	80	54	115	H	Creighton	85	67
23	A	Miami (FL)	55	63	34	H	DePaul	96	63	83	H	UNI	102	61	117	H	Providence	85	46
					41	A	Villanova	91	55	90	A	Northwestern	76	57	120	H	Seton Hall	96	60
					41	H	Villanova	93	55	91	A	Georgetown	72	62	138	H	Montana St.	100	52
					44	A	Butler	87	58	91	H	Georgetown	59	52	172	A	Xavier	90	44
															193	A	Milwaukee	83	74
															264	H	Binghamton	93	40
															329	H	UIC	96	32
LAST 12 Division I GAMES:																			
83	H	UNI	102	61	172	A	Xavier	90	44										
23	A	Miami (FL)	55	63	109	H	St. John's (NY)	83	73										
41	H	Villanova	93	55	120	H	Seton Hall	96	60										
91	H	Georgetown	59	52	91	A	Georgetown	72	62										
34	A	DePaul	93	87	41	A	Villanova	91	55										
44	A	Butler	87	58	34	H	DePaul	96	63										

Non-Div I Games:

Marquette

Marshall

Through Games Of Feb. 12, 2019

Average RPI Win:	254	WON-LOST	WINNING	LAST 10	STRENGTH OF	OPP. STRENGTH	TEAM	ADJ.	CONF.	ADJ CONF.
Average RPI Loss:	142	RECORD	PCT. RANK	GAMES	SCHEDULE	OF SCHEDULE	RPI	RPI	RPI	RPI
DIV. I ONLY	13- 10	138	0- 1	326	133	226	226	14	14	
DIV. I NON-CONF.	5- 7	206	0- 0	344	179	331	331	18	18	
TOTALS	RPI 1-25	RPI 26-50	W-L RECORDS	RPI 51-100	RPI 101-150	RPI 150+				
13- 10	0- 0	0- 1	OVERALL	1- 1	0- 3	12- 5				
9- 4	0- 0	0- 1	HOME	1- 0	0- 1	8- 2				
4- 6	0- 0	0- 0	AWAY	0- 1	0- 2	4- 3				
0- 0	0- 0	0- 0	NEUTRAL	0- 0	0- 0	0- 0				
5- 7	0- 0	0- 0	NON-CONFERENCE	0- 1	0- 2	5- 4				
5- 2	0- 0	0- 0	HOME	0- 0	0- 1	5- 1				
0- 5	0- 0	0- 0	AWAY	0- 1	0- 1	0- 3				
0- 0	0- 0	0- 0	NEUTRAL	0- 0	0- 0	0- 0				
8- 3	0- 0	0- 1	CONFERENCE	1- 0	0- 1	7- 1				
4- 2	0- 0	0- 1	HOME	1- 0	0- 0	3- 1				
4- 1	0- 0	0- 0	AWAY	0- 0	0- 1	4- 0				
0- 0	0- 0	0- 0	NEUTRAL	0- 0	0- 0	0- 0				

RPI S	Opponent	Score	RPI S	Opponent	Score	RPI S	Opponent	Score	RPI S	Opponent	Score	Team's RPI: 226
31	H Rice	67 79	58	A Clemson	54 68	71	H Old Dominion	57 48	116	H Towson	69 76	
									129	A Western Ky.	55 85	
									142	A Appalachian St.	52 74	
									153	H Charlotte	63 62	
									154	H Louisiana Tech	90 88	
									160	A Southern Ill.	49 58	
									171	H North Texas	67 55	
									173	H Indiana St.	53 62	
									188	A Wisconsin	49 67	
									192	H Southern Miss.	52 64	
									231	A Bowling Green	76 99	
									265	A UTEP	63 60	
									269	H Cleveland St.	86 64	
									290	H Tennessee St.	80 59	
									294	A Fla. Atlantic	72 67	
									297	A UTSA	79 72	
									325	A FIU	86 58	
									326	H Coppin St.	88 67	
									336	H Evansville	72 65	
									346	H Delaware St.	75 63	
LAST 12 Division I GAMES:												
31	H Rice	67 79	325	A FIU	86 58							
171	H North Texas	67 55	294	A Fla. Atlantic	72 67							
297	A UTSA	79 72	129	A Western Ky.	55 85							
265	A UTEP	63 60	153	H Charlotte	63 62							
192	H Southern Miss.	52 64	71	H Old Dominion	57 48							
154	H Louisiana Tech	90 88	346	H Delaware St.	75 63							

Non-Div I Games: Bluefield St. 82 29

Marshall

Loss, Non-Conf, S Site, H Home A Away N Neutral

Maryland

Through Games Of Feb. 12, 2019

Average RPI Win:	139	WON-LOST	WINNING	LAST 10	STRENGTH OF	OPP. STRENGTH	TEAM	ADJ.	CONF.	ADJ CONF.
Average RPI Loss:	20	RECORD	PCT. RANK	GAMES	SCHEDULE	OF SCHEDULE	RPI	RPI	RPI	RPI
DIV. I ONLY	22- 2	5	1- 0	103	29	17	17	4	4	
DIV. I NON-CONF.	11- 0	1	0- 0	231	73	25	25	6	6	
TOTALS	RPI 1-25	RPI 26-50	W-L RECORDS	RPI 51-100	RPI 101-150	RPI 150+				
22- 2	2- 2	3- 0	OVERALL	3- 0	6- 0	8- 0				
11- 1	0- 1	2- 0	HOME	2- 0	3- 0	4- 0				
9- 1	2- 1	1- 0	AWAY	1- 0	2- 0	3- 0				
2- 0	0- 0	0- 0	NEUTRAL	0- 0	1- 0	1- 0				
11- 0	1- 0	2- 0	NON-CONFERENCE	0- 0	2- 0	6- 0				
6- 0	0- 0	2- 0	HOME	0- 0	1- 0	3- 0				
3- 0	1- 0	0- 0	AWAY	0- 0	0- 0	2- 0				
2- 0	0- 0	0- 0	NEUTRAL	0- 0	1- 0	1- 0				
11- 2	1- 2	1- 0	CONFERENCE	3- 0	4- 0	2- 0				
5- 1	0- 1	0- 0	HOME	2- 0	2- 0	1- 0				
6- 1	1- 1	1- 0	AWAY	1- 0	2- 0	1- 0				
0- 0	0- 0	0- 0	NEUTRAL	0- 0	0- 0	0- 0				

RPI	S	Opponent	Score	RPI	S	Opponent	Score	RPI	S	Opponent	Score	RPI	S	Opponent	Score
15	A	South Carolina	85 61	35	H	James Madison	87 63	57	H	Michigan	83 69	104	N	Georgia	58 51
19	A	Rutgers	62 48	40	A	Indiana	76 56	90	H	Northwestern	72 57	107	A	Ohio St.	70 57
19	H	Rutgers	65 73	42	H	Georgia Tech	67 54	98	A	Nebraska	81 63	107	H	Ohio St.	75 69
20	A	Michigan St.	60 77									114	H	Dayton	82 71
												133	A	Penn St.	77 61
												133	H	Penn St.	79 67
												152	A	Delaware	77 53
												186	A	Illinois	80 66
												188	H	Wisconsin	75 57
												208	A	George Washington	69 30
												295	N	Morgan St.	68 44
												300	H	UMBC	92 61
												308	H	Loyola Maryland	83 48
												326	H	Coppin St.	93 36
LAST 12 Division I GAMES:															
19	A	Rutgers	62 48	133	H	Penn St.	79 67								
90	H	Northwestern	72 57	20	A	Michigan St.	60 77								
186	A	Illinois	80 66	57	H	Michigan	83 69								
188	H	Wisconsin	75 57	98	A	Nebraska	81 63								
40	A	Indiana	76 56	107	H	Ohio St.	75 69								
107	A	Ohio St.	70 57	19	H	Rutgers	65 73								

Non-Div I Games:

Maryland

Loss, Non-Conf, S Site, H Home A Away N Neutral

Massachusetts

Through Games Of Feb. 12, 2019

Average RPI Win:	222	WON-LOST	WINNING	LAST 10	STRENGTH OF	OPP. STRENGTH	TEAM	ADJ.	CONF.	ADJ CONF.
Average RPI Loss:	178	RECORD	PCT. RANK	GAMES	SCHEDULE	OF SCHEDULE	RPI	RPI	RPI	RPI
DIV. I ONLY	13- 11	150	1- 0	250	247	196	196	17	17	
DIV. I NON-CONF.	8- 6	138	0- 0	246	313	199	199	16	16	
TOTALS	RPI 1-25	RPI 26-50	W-L RECORDS	RPI 51-100	RPI 101-150	RPI 150+				
13- 11	0- 0	0- 1	OVERALL	0- 1	4- 3	9- 6				
8- 4	0- 0	0- 0	HOME	0- 0	2- 0	6- 4				
4- 6	0- 0	0- 0	AWAY	0- 1	2- 3	2- 2				
1- 1	0- 0	0- 1	NEUTRAL	0- 0	0- 0	1- 0				
8- 6	0- 0	0- 1	NON-CONFERENCE	0- 1	2- 1	6- 3				
5- 2	0- 0	0- 0	HOME	0- 0	1- 0	4- 2				
2- 3	0- 0	0- 0	AWAY	0- 1	1- 1	1- 1				
1- 1	0- 0	0- 1	NEUTRAL	0- 0	0- 0	1- 0				
5- 5	0- 0	0- 0	CONFERENCE	0- 0	2- 2	3- 3				
3- 2	0- 0	0- 0	HOME	0- 0	1- 0	2- 2				
2- 3	0- 0	0- 0	AWAY	0- 0	1- 2	1- 1				
0- 0	0- 0	0- 0	NEUTRAL	0- 0	0- 0	0- 0				

RPI 1-25			RPI 26-50			RPI 51-100			RPI 101+ Team's RPI: 196		
RPI	S	Opponent	Score	RPI	S	Opponent	Score	RPI	S	Opponent	Score
				45	N	Bucknell	58 77	78	A	Northeastern	52 53
								108	A	VCU	48 52
								114	A	Dayton	47 75
								116	A	Towson	53 78
								143	H	Boston U.	66 55
								145	A	Marist	70 55
								147	A	Davidson	70 58
								150	H	Duquesne	69 66
								195	H	Saint Louis	70 66
								207	H	George Mason	52 70
								212	H	St. Bonaventure	63 64
								219	H	UTRGV	74 70
								224	H	North Dakota	52 59
								225	H	Sacred Heart	78 61
								227	A	Brown	90 61
								228	H	Rhode Island	56 34
								256	A	Richmond	58 62
								278	A	Siena	59 64
								285	A	La Salle	74 60
								298	H	Central Conn. St.	74 59
								303	N	Fairfield	59 49
								321	H	Incarinate Word	71 59
								322	H	UMass Lowell	59 62
LAST 12 Division I GAMES:											
228	H	Rhode Island	56 34	207	H	George Mason	52 70				
150	H	Duquesne	69 66	285	A	La Salle	74 60				
256	A	Richmond	58 62	114	A	Dayton	47 75				
108	A	VCU	48 52	195	H	Saint Louis	70 66				
212	H	St. Bonaventure	63 64	145	A	Marist	70 55				
147	A	Davidson	70 58	322	H	UMass Lowell	59 62				

Non-Div I Games:

Massachusetts

Loss, Non-Conf, S Site, H Home A Away N Neutral

Average RPI Win: 262	WON-LOST	WINNING	LAST 10	STRENGTH OF	OPP. STRENGTH	TEAM	ADJ.	CONF.	ADJ CONF.
Average RPI Loss: 192	RECORD	PCT. RANK	GAMES	SCHEDULE	OF SCHEDULE	RPI	RPI	RPI	RPI
DIV. I ONLY	3- 15	327	0- 1	277	278	330	330	25	25
DIV. I NON-CONF.	0- 8	336	0- 0	89	176	309	309	23	23
TOTALS	RPI 1-25	RPI 26-50	W-L RECORDS	RPI 51-100	RPI 101-150	RPI 150+			
3- 15	0- 0	0- 2	OVERALL	0- 2	0- 1	3- 10			
2- 6	0- 0	0- 0	HOME	0- 1	0- 0	2- 5			
1- 9	0- 0	0- 2	AWAY	0- 1	0- 1	1- 5			
0- 0	0- 0	0- 0	NEUTRAL	0- 0	0- 0	0- 0			
0- 8	0- 0	0- 2	NON-CONFERENCE	0- 1	0- 1	0- 4			
0- 2	0- 0	0- 0	HOME	0- 0	0- 0	0- 2			
0- 6	0- 0	0- 2	AWAY	0- 1	0- 1	0- 2			
0- 0	0- 0	0- 0	NEUTRAL	0- 0	0- 0	0- 0			
3- 7	0- 0	0- 0	CONFERENCE	0- 1	0- 0	3- 6			
2- 4	0- 0	0- 0	HOME	0- 1	0- 0	2- 3			
1- 3	0- 0	0- 0	AWAY	0- 0	0- 0	1- 3			
0- 0	0- 0	0- 0	NEUTRAL	0- 0	0- 0	0- 0			

RPI S	Opponent	Score	RPI S	Opponent	Score	RPI S	Opponent	Score	RPI S	Opponent	Score	Team's RPI: 330
28	A Texas	40 96	56	A LSU	36 86	125	A UAB	48 91				
31	A Rice	65 93	59	H Lamar University	62 64	154	H Louisiana Tech	48 89				
						167	A Abilene Christian	52 109				
						178	A Nicholls St.	69 68				
						189	H Sam Houston St.	80 93				
						215	A Grambling	51 75				
						253	H Louisiana	59 70				
						276	H Southeastern La.	62 56				
						296	A La.-Monroe	60 69				
						318	A New Orleans	76 88				
						321	H Incarnate Word	66 68				
						332	A Northwestern St.	63 82				
						332	H Northwestern St.	73 89				
						333	H Houston Baptist	81 71				
LAST 12 Division I GAMES:												
332	H Northwestern St.	73 89	318	A New Orleans	76 88							
189	H Sam Houston St.	80 93	167	A Abilene Christian	52 109							
59	H Lamar University	62 64	332	A Northwestern St.	63 82							
333	H Houston Baptist	81 71	321	H Incarnate Word	66 68							
276	H Southeastern La.	62 56	154	H Louisiana Tech	48 89							
178	A Nicholls St.	69 68	56	A LSU	36 86							

Non-Div I Games: LSU-Alexandria 60 68 Southern-N.O. 106 54 Louisiana Col. 86 68

McNeese

Loss, Non-Conf, S Site, H Home A Away N Neutral

Average RPI Win:	225	WON-LOST	WINNING	LAST 10	STRENGTH OF	OPP. STRENGTH	TEAM	ADJ.	CONF.	ADJ CONF.
Average RPI Loss:	154	RECORD	PCT. RANK	GAMES	SCHEDULE	OF SCHEDULE	RPI	RPI	RPI	RPI
DIV. I ONLY	9- 14	238	0- 1	160	205	229	229	9	9	
DIV. I NON-CONF.	5- 8	224	0- 0	238	291	281	281	9	9	
TOTALS	RPI 1-25	RPI 26-50	W-L RECORDS	RPI 51-100	RPI 101-150	RPI 150+				
9- 14	0- 1	0- 0	OVERALL	0- 3	2- 3	7- 7				
6- 7	0- 1	0- 0	HOME	0- 2	1- 1	5- 3				
2- 7	0- 0	0- 0	AWAY	0- 1	1- 2	1- 4				
1- 0	0- 0	0- 0	NEUTRAL	0- 0	0- 0	1- 0				
5- 8	0- 0	0- 0	NON-CONFERENCE	0- 2	0- 1	5- 5				
4- 4	0- 0	0- 0	HOME	0- 2	0- 0	4- 2				
0- 4	0- 0	0- 0	AWAY	0- 0	0- 1	0- 3				
1- 0	0- 0	0- 0	NEUTRAL	0- 0	0- 0	1- 0				
4- 6	0- 1	0- 0	CONFERENCE	0- 1	2- 2	2- 2				
2- 3	0- 1	0- 0	HOME	0- 0	1- 1	1- 1				
2- 3	0- 0	0- 0	AWAY	0- 1	1- 1	1- 1				
0- 0	0- 0	0- 0	NEUTRAL	0- 0	0- 0	0- 0				

RPI	S	Opponent	Score	RPI	S	Opponent	Score	RPI	S	Opponent	Score	RPI	S	Opponent	Score	Team's RPI: 229
14	H	UCF	55 68					60	H	Little Rock	60 63	125	A	UAB	54 85	
								86	A	Cincinnati	56 80	144	H	Tulane	61 62	
								87	H	Toledo	48 58	148	A	South Fla.	47 40	
												149	A	Tulsa	39 46	
												149	H	Tulsa	59 56	
												154	H	Louisiana Tech	50 66	
												157	N	Mercer	59 53	
												174	A	Arkansas St.	66 77	
												187	A	Coastal Caro.	71 90	
												203	A	East Carolina	59 68	
												203	H	East Carolina	58 46	
												208	A	George Washington	38 51	
												222	H	Southeast Mo. St.	69 57	
												248	A	Wichita St.	71 50	
												248	H	Wichita St.	48 57	
												268	H	Samford	53 48	
												286	H	Jackson St.	68 67	
												318	H	New Orleans	59 66	
												341	H	N.C. Central	77 56	
LAST 12 Division I GAMES:																
203	A	East Carolina	59 68	203	H	East Carolina	58 46									
248	H	Wichita St.	48 57	248	A	Wichita St.	71 50									
149	H	Tulsa	59 56	149	A	Tulsa	39 46									
144	H	Tulane	61 62	14	H	UCF	55 68									
86	A	Cincinnati	56 80	208	A	George Washington	38 51									
148	A	South Fla.	47 40	341	H	N.C. Central	77 56									

Non-Div I Games:

Memphis

■ Loss,
 ■ Non-Conf,
 ■ S Site,
 ■ H Home
 ■ A Away
 N Neutral

Average RPI Win: 244	WON-LOST	WINNING	LAST 10	STRENGTH OF	OPP. STRENGTH	TEAM	ADJ.	CONF.	ADJ CONF.
Average RPI Loss: 141	RECORD	PCT. RANK	GAMES	SCHEDULE	OF SCHEDULE	RPI	RPI	RPI	RPI
DIV. I ONLY	16- 7	74	1- 0	308	157	157	157	27	27
DIV. I NON-CONF.	8- 7	160	0- 0	257	114	194	194	24	24
TOTALS	RPI 1-25	RPI 26-50	W-L RECORDS	RPI 51-100	RPI 101-150	RPI 150+			
16- 7	0- 2	0- 0	OVERALL	0- 0	1- 2	15- 3			
7- 3	0- 2	0- 0	HOME	0- 0	1- 0	6- 1			
8- 3	0- 0	0- 0	AWAY	0- 0	0- 2	8- 1			
1- 1	0- 0	0- 0	NEUTRAL	0- 0	0- 0	1- 1			
8- 7	0- 2	0- 0	NON-CONFERENCE	0- 0	0- 2	8- 3			
4- 3	0- 2	0- 0	HOME	0- 0	0- 0	4- 1			
3- 3	0- 0	0- 0	AWAY	0- 0	0- 2	3- 1			
1- 1	0- 0	0- 0	NEUTRAL	0- 0	0- 0	1- 1			
8- 0	0- 0	0- 0	CONFERENCE	0- 0	1- 0	7- 0			
3- 0	0- 0	0- 0	HOME	0- 0	1- 0	2- 0			
5- 0	0- 0	0- 0	AWAY	0- 0	0- 0	5- 0			
0- 0	0- 0	0- 0	NEUTRAL	0- 0	0- 0	0- 0			

RPI 1-25			RPI 26-50			RPI 51-100			RPI 101+ Team's RPI: 157		
RPI	S	Opponent	Score	RPI	S	Opponent	Score	RPI	S	Opponent	Score
14	H	UCF	42 76					104	A	Georgia	60 67
16	H	Florida St.	56 57					119	A	Wake Forest	54 69
								141	H	Chattanooga	65 58
								153	H	Charlotte	57 40
								198	H	UNC Asheville	61 47
								208	A	George Washington	61 53
								209	H	Florida	92 82
								223	A	Furman	75 60
								229	N	Memphis	53 59
								230	A	Howard	85 70
								231	N	Bowling Green	76 63
								242	H	ETSU	64 41
								244	A	Jacksonville	66 71
								261	H	Columbia	68 72
								268	A	Samford	68 52
								268	H	Samford	76 68
								283	A	Wofford	81 79
								289	A	Ga. Southern	79 72
								304	H	Kennesaw St.	64 48
								314	A	UNC Greensboro	71 58
								337	A	Western Caro.	69 67
LAST 12 Division I GAMES:											
268	A	Samford	68 52	337	A	Western Caro.	69 67				
223	A	Furman	75 60	268	H	Samford	76 68				
283	A	Wofford	81 79	261	H	Columbia	68 72				
242	H	ETSU	64 41	244	A	Jacksonville	66 71				
141	H	Chattanooga	65 58	198	H	UNC Asheville	61 47				
314	A	UNC Greensboro	71 58	208	A	George Washington	61 53				

Non-Div I Games:

Mercer

■ Loss,
 ■ Non-Conf, S Site,
 ■ Home
 ■ Away
 N Neutral

Average RPI Win: 127		WON-LOST	WINNING	LAST 10	STRENGTH OF	OPP. STRENGTH	TEAM	ADJ.	CONF.	ADJ CONF.
Average RPI Loss: 33		RECORD	PCT. RANK	GAMES	SCHEDULE	OF SCHEDULE	RPI	RPI	RPI	RPI
DIV. I ONLY		21- 5	26	2- 1	65	2	23	23	1	1
DIV. I NON-CONF.		12- 3	52	2- 1	140	28	46	46	1	1
TOTALS		RPI 1-25	RPI 26-50		W-L RECORDS		RPI 51-100	RPI 101-150	RPI 150+	
21- 5	4- 2	0- 1		OVERALL		5- 2	6- 0	6- 0		
14- 2	3- 0	0- 1		HOME		4- 1	3- 0	4- 0		
5- 3	1- 2	0- 0		AWAY		1- 1	2- 0	1- 0		
2- 0	0- 0	0- 0		NEUTRAL		0- 0	1- 0	1- 0		
12- 3	1- 1	0- 1		NON-CONFERENCE		2- 1	3- 0	6- 0		
9- 1	1- 0	0- 1		HOME		2- 0	2- 0	4- 0		
1- 2	0- 1	0- 0		AWAY		0- 1	0- 0	1- 0		
2- 0	0- 0	0- 0		NEUTRAL		0- 0	1- 0	1- 0		
9- 2	3- 1	0- 0		CONFERENCE		3- 1	3- 0	0- 0		
5- 1	2- 0	0- 0		HOME		2- 1	1- 0	0- 0		
4- 1	1- 1	0- 0		AWAY		1- 0	2- 0	0- 0		
0- 0	0- 0	0- 0		NEUTRAL		0- 0	0- 0	0- 0		

RPI S	Opponent	Score	RPI S	Opponent	Score	RPI S	Opponent	Score	RPI S	Opponent	Score
1	H Notre Dame	72 65	27	H Central Mich.	80 90	52	H SFA	81 60	105	H Boston College	76 73
8	H Marquette	63 55				53	A Purdue	63 74	106	H Hartford	75 62
9	A Syracuse	84 71				58	H Clemson	67 76	119	A Wake Forest	72 57
10	A Iowa St.	52 75				68	H Virginia Tech	68 61	127	A Pittsburgh	65 51
16	A Florida St.	58 62				74	A Duke	58 50	131	N Alabama	101 74
24	H North Carolina	76 68				96	H Virginia	72 59	134	H Colorado	73 58
						98	H Nebraska	82 68	170	H Temple	73 61
									176	N Vanderbilt	90 65
									177	H UMES	71 53
									318	H New Orleans	78 38
									325	A FIU	94 43
									349	H Florida A&M	103 54
LAST 12 Division I GAMES:											
106	H Hartford	75 62	16	A Florida St.	58 62						
8	H Marquette	63 55	105	H Boston College	76 73						
10	A Iowa St.	52 75	9	A Syracuse	84 71						
127	A Pittsburgh	65 51	24	H North Carolina	76 68						
1	H Notre Dame	72 65	74	A Duke	58 50						
96	H Virginia	72 59	58	H Clemson	67 76						

Non-Div I Games:

Miami (FL)

■ Loss,
■ Non-Conf, S Site,
■ Home
■ Away
N Neutral

Average RPI Win:	193	WON-LOST	WINNING	LAST 10	STRENGTH OF	OPP. STRENGTH	TEAM	ADJ.	CONF.	ADJ CONF.
Average RPI Loss:	119	RECORD	PCT. RANK	GAMES	SCHEDULE	OF SCHEDULE	RPI	RPI	RPI	RPI
DIV. I ONLY	16- 4	27	1- 0	199	127	62	62	7	7	
DIV. I NON-CONF.	8- 2	52	0- 0	329	260	126	126	8	8	
TOTALS	RPI 1-25	RPI 26-50	W-L RECORDS	RPI 51-100	RPI 101-150	RPI 150+				
16- 4	0- 2	2- 0	OVERALL	3- 1	1- 0	10- 1				
7- 1	0- 1	0- 0	HOME	3- 0	1- 0	3- 0				
9- 3	0- 1	2- 0	AWAY	0- 1	0- 0	7- 1				
0- 0	0- 0	0- 0	NEUTRAL	0- 0	0- 0	0- 0				
8- 2	0- 1	0- 0	NON-CONFERENCE	1- 0	1- 0	6- 1				
3- 0	0- 0	0- 0	HOME	1- 0	1- 0	1- 0				
5- 2	0- 1	0- 0	AWAY	0- 0	0- 0	5- 1				
0- 0	0- 0	0- 0	NEUTRAL	0- 0	0- 0	0- 0				
8- 2	0- 1	2- 0	CONFERENCE	2- 1	0- 0	4- 0				
4- 1	0- 1	0- 0	HOME	2- 0	0- 0	2- 0				
4- 1	0- 0	2- 0	AWAY	0- 1	0- 0	2- 0				
0- 0	0- 0	0- 0	NEUTRAL	0- 0	0- 0	0- 0				

RPI 1-25				RPI 26-50				RPI 51-100 Team's RPI: 62				RPI 101+			
RPI	S	Opponent	Score	RPI	S	Opponent	Score	RPI	S	Opponent	Score	RPI	S	Opponent	Score
3	A	Louisville	73 95	27	A	Central Mich.	70 67	85	H	Kent St.	79 63	128	H	High Point	68 55
25	H	Buffalo	59 66	32	A	Ohio	67 61	86	H	Cincinnati	78 65	182	H	Ball St.	60 57
								87	H	Toledo	65 64	183	H	Eastern Mich.	63 58
								97	A	Northern Ill.	71 82	202	A	Jacksonville St.	58 41
												231	A	Bowling Green	82 75
												279	A	Canisius	62 59
												284	A	Western Mich.	81 62
												292	A	Valparaiso	68 47
												327	H	Eastern Ky.	60 44
												329	A	UIC	65 56
												339	A	Detroit Mercy	78 59
												349	A	Florida A&M	56 57
LAST 12 Division I GAMES:															
231	A	Bowling Green	82 75	27	A	Central Mich.	70 67	202	A	Jacksonville St.	58 41				
183	H	Eastern Mich.	63 58	25	H	Buffalo	59 66	349	A	Florida A&M	56 57				
284	A	Western Mich.	81 62	87	H	Toledo	65 64								
32	A	Ohio	67 61	97	A	Northern Ill.	71 82								
85	H	Kent St.	79 63												
182	H	Ball St.	60 57												

Non-Div I Games: Ohio Dominican 74 29

Miami (OH)

■ Loss,
 ■ Non-Conf, S Site,
 ■ Home
 ■ Away
 N Neutral

Average RPI Win: 184		WON-LOST	WINNING	LAST 10	STRENGTH OF	OPP. STRENGTH	TEAM	ADJ.	CONF.	ADJ CONF.
Average RPI Loss: 32		RECORD	PCT. RANK	GAMES	SCHEDULE	OF SCHEDULE	RPI	RPI	RPI	RPI
DIV. I ONLY		16- 9	99	1- 1	73	60	57	57	4	4
DIV. I NON-CONF.		9- 3	61	1- 1	229	152	84	84	6	6
<hr/>										
TOTALS	RPI 1-25		RPI 26-50		W-L RECORDS		RPI 51-100		RPI 101-150	RPI 150+
16- 9	1- 5		1- 2		OVERALL		2- 2		4- 0	8- 0
10- 1	1- 1		0- 0		HOME		2- 0		2- 0	5- 0
4- 7	0- 4		0- 1		AWAY		0- 2		1- 0	3- 0
2- 1	0- 0		1- 1		NEUTRAL		0- 0		1- 0	0- 0
9- 3	0- 2		1- 1		NON-CONFERENCE		0- 0		1- 0	7- 0
5- 0	0- 0		0- 0		HOME		0- 0		0- 0	5- 0
2- 2	0- 2		0- 0		AWAY		0- 0		0- 0	2- 0
2- 1	0- 0		1- 1		NEUTRAL		0- 0		1- 0	0- 0
7- 6	1- 3		0- 1		CONFERENCE		2- 2		3- 0	1- 0
5- 1	1- 1		0- 0		HOME		2- 0		2- 0	0- 0
2- 5	0- 2		0- 1		AWAY		0- 2		1- 0	1- 0
0- 0	0- 0		0- 0		NEUTRAL		0- 0		0- 0	0- 0

RPI S	Opponent	Score	RPI S	Opponent	Score	RPI S	Opponent	Score	RPI S	Opponent	Score
8	A Marquette	74 85	28	N Texas	52 69	53	A Purdue	70 71	107	H Ohio St.	62 58
11	A Iowa	61 75	33	N Missouri	70 54	90	H Northwestern	79 78	112	H Minnesota	76 60
11	H Iowa	90 81	40	A Indiana	60 70	98	A Nebraska	56 70	133	A Penn St.	66 62
12	A NC State	55 66				98	H Nebraska	67 61	146	N Washington	80 73
17	A Maryland	69 83							185	H Southern U.	76 35
20	H Michigan St.	73 77							188	A Wisconsin	76 70
									263	H Mt. St. Mary's	88 40
									284	A Western Mich.	79 42
									295	H Morgan St.	70 47
									301	A Oakland	85 59
									339	H Detroit Mercy	95 62
									351	H LIU Brooklyn	83 38
LAST 12 Division I GAMES:											
146	N Washington	80 73	20	H Michigan St.	73 77						
28	N Texas	52 69	40	A Indiana	60 70						
133	A Penn St.	66 62	107	H Ohio St.	62 58						
98	H Nebraska	67 61	11	A Iowa	61 75						
188	A Wisconsin	76 70	17	A Maryland	69 83						
11	H Iowa	90 81	90	H Northwestern	79 78						

Non-Div I Games:

Michigan

Average RPI Win:	138	WON-LOST	WINNING	LAST 10	STRENGTH OF	OPP. STRENGTH	TEAM	ADJ.	CONF.	ADJ CONF.
Average RPI Loss:	47	RECORD	PCT. RANK	GAMES	SCHEDULE	OF SCHEDULE	RPI	RPI	RPI	RPI
DIV. I ONLY	17- 6	51	1- 0	33	30	20	20	4	4	
DIV. I NON-CONF.	10- 1	17	0- 0	175	53	34	34	6	6	
TOTALS	RPI 1-25	RPI 26-50	W-L RECORDS	RPI 51-100	RPI 101-150	RPI 150+				
17- 6	3- 3	1- 1	OVERALL	4- 1	2- 1	7- 0				
13- 0	3- 0	1- 0	HOME	3- 0	1- 0	5- 0				
3- 5	0- 2	0- 1	AWAY	1- 1	1- 1	1- 0				
1- 1	0- 1	0- 0	NEUTRAL	0- 0	0- 0	1- 0				
10- 1	1- 1	0- 0	NON-CONFERENCE	2- 0	1- 0	6- 0				
7- 0	1- 0	0- 0	HOME	2- 0	0- 0	4- 0				
2- 0	0- 0	0- 0	AWAY	0- 0	1- 0	1- 0				
1- 1	0- 1	0- 0	NEUTRAL	0- 0	0- 0	1- 0				
7- 5	2- 2	1- 1	CONFERENCE	2- 1	1- 1	1- 0				
6- 0	2- 0	1- 0	HOME	1- 0	1- 0	1- 0				
1- 5	0- 2	0- 1	AWAY	1- 1	0- 1	0- 0				
0- 0	0- 0	0- 0	NEUTRAL	0- 0	0- 0	0- 0				

RPI 1-25				RPI 26-50				RPI 51-100				RPI 101+			
RPI	S	Opponent	Score	RPI	S	Opponent	Score	RPI	S	Opponent	Score	RPI	S	Opponent	Score
4	H	Oregon	88 82	40	A	Indiana	64 68	53	H	Purdue	74 66	106	A	Hartford	74 66
11	A	Iowa	71 86	40	H	Indiana	77 61	57	A	Michigan	77 73	107	A	Ohio St.	55 65
11	H	Iowa	84 70					76	H	Wright St.	84 68	112	H	Minnesota	86 68
12	N	NC State	74 78					90	A	Northwestern	62 70	186	H	Illinois	77 60
17	H	Maryland	77 60					96	H	Virginia	91 66	211	H	Texas Southern	91 45
19	A	Rutgers	62 76									231	H	Bowling Green	99 69
												242	H	ETSU	75 53
												294	H	Fla. Atlantic	89 74
												301	A	Oakland	102 58
												304	N	Kennesaw St.	75 51
LAST 12 Division I GAMES:															
40	H	Indiana	77 61	17	H	Maryland	77 60								
11	A	Iowa	71 86	107	A	Ohio St.	55 65								
53	H	Purdue	74 66	112	H	Minnesota	86 68								
57	A	Michigan	77 73	40	A	Indiana	64 68								
186	H	Illinois	77 60	90	A	Northwestern	62 70								
19	A	Rutgers	62 76	11	H	Iowa	84 70								

Non-Div I Games:

Michigan St.

■ Loss,
 ■ Non-Conf, S Site,
 ■ Home
 ■ Away
 N Neutral

Average RPI Win:	204	WON-LOST	WINNING	LAST 10	STRENGTH OF	OPP. STRENGTH	TEAM	ADJ.	CONF.	ADJ CONF.
Average RPI Loss:	76	RECORD	PCT. RANK	GAMES	SCHEDULE	OF SCHEDULE	RPI	RPI	RPI	RPI
DIV. I ONLY	18- 6	45	0- 1	115	169	55	55	14	14	
DIV. I NON-CONF.	9- 4	85	0- 1	81	221	49	49	18	18	
TOTALS	RPI 1-25	RPI 26-50	W-L RECORDS	RPI 51-100	RPI 101-150	RPI 150+				
18- 6	0- 0	0- 2	OVERALL	1- 2	2- 2	15- 0				
8- 2	0- 0	0- 1	HOME	0- 1	1- 0	7- 0				
8- 4	0- 0	0- 1	AWAY	1- 1	0- 2	7- 0				
2- 0	0- 0	0- 0	NEUTRAL	0- 0	1- 0	1- 0				
9- 4	0- 0	0- 1	NON-CONFERENCE	1- 1	1- 2	7- 0				
4- 1	0- 0	0- 0	HOME	0- 1	0- 0	4- 0				
3- 3	0- 0	0- 1	AWAY	1- 0	0- 2	2- 0				
2- 0	0- 0	0- 0	NEUTRAL	0- 0	1- 0	1- 0				
9- 2	0- 0	0- 1	CONFERENCE	0- 1	1- 0	8- 0				
4- 1	0- 0	0- 1	HOME	0- 0	1- 0	3- 0				
5- 1	0- 0	0- 0	AWAY	0- 1	0- 0	5- 0				
0- 0	0- 0	0- 0	NEUTRAL	0- 0	0- 0	0- 0				

RPI S	Opponent	Score	RPI S	Opponent	Score	RPI S	Opponent	Score	RPI S	Opponent	Score
26	A Kentucky	55 72	31	H Rice	47 60	64	H Belmont	38 45	125	H UAB	60 44
						71	A Old Dominion	65 70	130	A Fordham	49 61
						79	A Troy	67 64	132	A Tennessee Tech	64 68
									141	N Chattanooga	58 47
									153	A Charlotte	62 55
									154	H Louisiana Tech	75 38
									155	H Georgia St.	69 54
									171	H North Texas	61 46
									176	H Vanderbilt	65 58
									192	H Southern Miss.	66 49
									198	H UNC Asheville	67 46
									200	N Dartmouth	70 58
									216	A UNLV	66 62
									223	A Furman	78 71
									265	A UTEP	79 49
									294	A Fla. Atlantic	74 55
									297	A UTSA	72 52
									310	H Mississippi Val.	101 51
									325	A FIU	49 43
LAST 12 Division I GAMES:											
130	A Fordham	49 61	31	H Rice	47 60	265	A UTEP	79 49			
216	A UNLV	66 62	297	A UTSA	72 52	154	H Louisiana Tech	75 38			
71	A Old Dominion	65 70	192	H Southern Miss.	66 49	294	A Fla. Atlantic	74 55			
153	A Charlotte	62 55									
125	H UAB	60 44									
171	H North Texas	61 46									

Non-Div I Games:

Middle Tenn.

■ Loss,
 ■ Non-Conf, S Site,
 ■ Home
 ■ Away
 N Neutral

Milwaukee

Through Games Of Feb. 12, 2019

Average RPI Win:	268	WON-LOST	WINNING	LAST 10	STRENGTH OF	OPP. STRENGTH	TEAM	ADJ.	CONF.	ADJ CONF.
Average RPI Loss:	92	RECORD	PCT. RANK	GAMES	SCHEDULE	OF SCHEDULE	RPI	RPI	RPI	RPI
DIV. I ONLY	11- 12	174	1- 0	198	151	193	193	20	20	
DIV. I NON-CONF.	5- 6	177	0- 0	139	105	169	169	17	17	
TOTALS	RPI 1-25	RPI 26-50	W-L RECORDS	RPI 51-100	RPI 101-150	RPI 150+				
11- 12	0- 2	0- 2	OVERALL	0- 4	1- 2	10- 2				
6- 6	0- 2	0- 0	HOME	0- 2	1- 1	5- 1				
4- 6	0- 0	0- 2	AWAY	0- 2	0- 1	4- 1				
1- 0	0- 0	0- 0	NEUTRAL	0- 0	0- 0	1- 0				
5- 6	0- 2	0- 2	NON-CONFERENCE	0- 0	0- 1	5- 1				
2- 3	0- 2	0- 0	HOME	0- 0	0- 0	2- 1				
2- 3	0- 0	0- 2	AWAY	0- 0	0- 1	2- 0				
1- 0	0- 0	0- 0	NEUTRAL	0- 0	0- 0	1- 0				
6- 6	0- 0	0- 0	CONFERENCE	0- 4	1- 1	5- 1				
4- 3	0- 0	0- 0	HOME	0- 2	1- 1	3- 0				
2- 3	0- 0	0- 0	AWAY	0- 2	0- 0	2- 1				
0- 0	0- 0	0- 0	NEUTRAL	0- 0	0- 0	0- 0				

RPI 1-25				RPI 26-50				RPI 51-100				RPI 101+ Team's RPI: 193			
RPI	S	Opponent	Score	RPI	S	Opponent	Score	RPI	S	Opponent	Score	RPI	S	Opponent	Score
8	H	Marquette	74 83	40	A	Indiana	66 68	67	A	Green Bay	45 59	113	A	Fresno St.	48 65
16	H	Florida St.	62 87	46	A	Saint Mary's (CA)	71 73	67	H	Green Bay	62 76	123	H	IUPUI	66 67
								76	A	Wright St.	57 61	126	H	Youngstown St.	71 68
								76	H	Wright St.	69 73	165	N	UC Riverside	56 54
												188	H	Wisconsin	57 68
												224	A	North Dakota	64 46
												261	H	Columbia	78 65
												269	H	Cleveland St.	59 53
												280	A	Northern Ky.	54 55
												280	H	Northern Ky.	59 38
												301	A	Oakland	79 52
												320	A	North Dakota St.	57 55
												329	H	UIC	72 53
												334	H	Purdue Fort Wayne	70 48
												339	A	Detroit Mercy	62 44
LAST 12 Division I GAMES:															
280	H	Northern Ky.	59 38	301	A	Oakland	79 52								
76	H	Wright St.	69 73	269	H	Cleveland St.	59 53								
67	A	Green Bay	45 59	126	H	Youngstown St.	71 68								
329	H	UIC	72 53	76	A	Wright St.	57 61								
123	H	IUPUI	66 67	280	A	Northern Ky.	54 55								
339	A	Detroit Mercy	62 44	67	H	Green Bay	62 76								

Non-Div I Games:

Milwaukee

■ Loss,
■ Non-Conf,
■ S Site,
■ H Home
■ A Away
N Neutral

Average RPI Win:	189	WON-LOST	WINNING	LAST 10	STRENGTH OF	OPP. STRENGTH	TEAM	ADJ.	CONF.	ADJ CONF.
Average RPI Loss:	76	RECORD	PCT. RANK	GAMES	SCHEDULE	OF SCHEDULE	RPI	RPI	RPI	RPI
DIV. I ONLY	17- 7	69	1- 0	195	67	112	112	4	4	
DIV. I NON-CONF.	11- 0	1	0- 0	343	167	90	90	6	6	
TOTALS	RPI 1-25	RPI 26-50	W-L RECORDS	RPI 51-100	RPI 101-150	RPI 150+				
17- 7	2- 2	1- 0	OVERALL	2- 3	1- 1	11- 1				
12- 4	2- 1	0- 0	HOME	1- 1	0- 1	9- 1				
5- 3	0- 1	1- 0	AWAY	1- 2	1- 0	2- 0				
0- 0	0- 0	0- 0	NEUTRAL	0- 0	0- 0	0- 0				
11- 0	1- 0	0- 0	NON-CONFERENCE	0- 0	1- 0	9- 0				
9- 0	1- 0	0- 0	HOME	0- 0	0- 0	8- 0				
2- 0	0- 0	0- 0	AWAY	0- 0	1- 0	1- 0				
0- 0	0- 0	0- 0	NEUTRAL	0- 0	0- 0	0- 0				
6- 7	1- 2	1- 0	CONFERENCE	2- 3	0- 1	2- 1				
3- 4	1- 1	0- 0	HOME	1- 1	0- 1	1- 1				
3- 3	0- 1	1- 0	AWAY	1- 2	0- 0	1- 0				
0- 0	0- 0	0- 0	NEUTRAL	0- 0	0- 0	0- 0				

RPI S	Opponent	Score	RPI S	Opponent	Score	RPI S	Opponent	Score	RPI S	Opponent	Score	Team's RPI: 112
9	H Syracuse	72 68	40	A Indiana	65 61	53	H Purdue	53 64	105	A Boston College	77 69	
11	H Iowa	63 81				57	A Michigan	60 76	107	H Ohio St.	55 65	
19	H Rutgers	60 46				90	A Northwestern	61 54	172	A Xavier	78 53	
20	A Michigan St.	68 86				90	H Northwestern	73 64	186	H Illinois	62 66	
						98	A Nebraska	57 63	188	A Wisconsin	78 50	
									188	H Wisconsin	74 56	
									228	H Rhode Island	91 71	
									252	H Air Force	67 50	
									258	H San Diego	53 48	
									275	H Cornell	65 45	
									313	H New Hampshire	70 47	
									321	H Incarnate Word	75 39	
									326	H Coppin St.	84 52	
									347	H Ark.-Pine Bluff	84 42	
LAST 12 Division I GAMES:												
90	H Northwestern	73 64	98	A Nebraska	57 63							
40	A Indiana	65 61	188	A Wisconsin	78 50							
19	H Rutgers	60 46	11	H Iowa	63 81							
90	A Northwestern	61 54	20	A Michigan St.	68 86							
107	H Ohio St.	55 65	186	H Illinois	62 66							
53	H Purdue	53 64	57	A Michigan	60 76							

Non-Div I Games:

Minnesota

■ Loss,
■ Non-Conf, S Site,
■ Home
■ Away
N Neutral

Mississippi St.

Through Games Of Feb. 12, 2019

Average RPI Win:	129	WON-LOST	WINNING	LAST 10	STRENGTH OF	OPP. STRENGTH	TEAM	ADJ.	CONF.	ADJ CONF.
Average RPI Loss:	4	RECORD	PCT. RANK	GAMES	SCHEDULE	OF SCHEDULE	RPI	RPI	RPI	RPI
DIV. I ONLY	22- 1	2	1- 0	47	32	7	7	5	5	
DIV. I NON-CONF.	12- 1	11	0- 0	84	38	13	13	4	4	
TOTALS	RPI 1-25	RPI 26-50	W-L RECORDS	RPI 51-100	RPI 101-150	RPI 150+				
22- 1	2- 1	3- 0	OVERALL	6- 0	3- 0	8- 0				
12- 0	2- 0	1- 0	HOME	2- 0	1- 0	6- 0				
10- 1	0- 1	2- 0	AWAY	4- 0	2- 0	2- 0				
0- 0	0- 0	0- 0	NEUTRAL	0- 0	0- 0	0- 0				
12- 1	1- 1	1- 0	NON-CONFERENCE	3- 0	1- 0	6- 0				
7- 0	1- 0	0- 0	HOME	1- 0	0- 0	5- 0				
5- 1	0- 1	1- 0	AWAY	2- 0	1- 0	1- 0				
0- 0	0- 0	0- 0	NEUTRAL	0- 0	0- 0	0- 0				
10- 0	1- 0	2- 0	CONFERENCE	3- 0	2- 0	2- 0				
5- 0	1- 0	1- 0	HOME	1- 0	1- 0	1- 0				
5- 0	0- 0	1- 0	AWAY	2- 0	1- 0	1- 0				
0- 0	0- 0	0- 0	NEUTRAL	0- 0	0- 0	0- 0				

RPI 1-25				RPI 26-50				RPI 51-100				RPI 101+			
RPI	S	Opponent	Score	RPI	S	Opponent	Score	RPI	S	Opponent	Score	RPI	S	Opponent	Score
4	A	Oregon	74 82	26	H	Kentucky	86 71	56	A	LSU	68 35	104	H	Georgia	80 71
8	H	Marquette	87 82	28	A	Texas	67 49	59	H	Lamar University	104 53	131	A	Alabama	65 49
15	H	South Carolina	89 74	50	A	Auburn	85 59	60	A	Little Rock	98 63	146	A	Washington	103 56
								61	H	Tennessee	91 63	192	A	Southern Miss.	86 42
								82	A	Arkansas	93 69	194	H	Ole Miss	80 49
								96	A	Virginia	72 44	209	A	Florida	90 42
												222	H	Southeast Mo. St.	88 53
												223	H	Furman	106 41
												253	H	Louisiana	104 36
												286	H	Jackson St.	105 38
												326	H	Coppin St.	110 38
LAST 12 Division I GAMES:															
				61	H	Tennessee	91 63	50	A	Auburn	85 59				
				131	A	Alabama	65 49	104	H	Georgia	80 71				
				56	A	LSU	68 35	26	H	Kentucky	86 71				
				194	H	Ole Miss	80 49	82	A	Arkansas	93 69				
				209	A	Florida	90 42	253	H	Louisiana	104 36				
				15	H	South Carolina	89 74	146	A	Washington	103 56				

Non-Div I Games:

Mississippi St.

■ Loss,
■ Non-Conf, S Site,
■ Home
■ Away
N Neutral

Average RPI Win:	275	WON-LOST	WINNING	LAST 10	STRENGTH OF	OPP. STRENGTH	TEAM	ADJ.	CONF.	ADJ CONF.
Average RPI Loss:	199	RECORD	PCT. RANK	GAMES	SCHEDULE	OF SCHEDULE	RPI	RPI	RPI	RPI
DIV. I ONLY	4- 18	323	0- 1	259	331	310	310	29	29	
DIV. I NON-CONF.	1- 10	330	0- 0	94	292	271	271	27	27	
TOTALS	RPI 1-25	RPI 26-50	W-L RECORDS	RPI 51-100	RPI 101-150	RPI 150+				
4- 18	0- 0	0- 1	OVERALL	0- 2	0- 2	4- 13				
1- 4	0- 0	0- 0	HOME	0- 0	0- 1	1- 3				
3- 13	0- 0	0- 1	AWAY	0- 1	0- 1	3- 10				
0- 1	0- 0	0- 0	NEUTRAL	0- 1	0- 0	0- 0				
1- 10	0- 0	0- 1	NON-CONFERENCE	0- 2	0- 2	1- 5				
0- 1	0- 0	0- 0	HOME	0- 0	0- 1	0- 0				
1- 8	0- 0	0- 1	AWAY	0- 1	0- 1	1- 5				
0- 1	0- 0	0- 0	NEUTRAL	0- 1	0- 0	0- 0				
3- 8	0- 0	0- 0	CONFERENCE	0- 0	0- 0	3- 8				
1- 3	0- 0	0- 0	HOME	0- 0	0- 0	1- 3				
2- 5	0- 0	0- 0	AWAY	0- 0	0- 0	2- 5				
0- 0	0- 0	0- 0	NEUTRAL	0- 0	0- 0	0- 0				

RPI S	Opponent	Score	RPI S	Opponent	Score	RPI S	Opponent	Score	RPI S	Opponent	Score	Team's RPI: 310
43	A TCU	47 96	55	A Middle Tenn.	51 101	136	A UT Martin	51 110	137	H North Ala.	72 86	
			79	N Troy	54 75	174	A Arkansas St.	57 60	178	A Nicholls St.	47 72	
						185	A Southern U.	67 74	192	A Southern Miss.	60 67	
						199	H Prairie View	65 75	206	A SMU	47 62	
						211	H Texas Southern	50 68	215	A Grambling	54 52	
						250	A Alabama St.	67 73	250	H Alabama St.	64 62	
						286	A Jackson St.	56 87	287	A Austin Peay	95 89	
						296	A La.-Monroe	65 72	302	A Alabama A&M	70 78	
						302	H Alabama A&M	60 80	347	A Ark.-Pine Bluff	62 56	
						350	A Alcorn	63 73				
LAST 12 Division I GAMES:												
250	A Alabama St.	67 73	185	A Southern U.	67 74							
302	A Alabama A&M	70 78	350	A Alcorn	63 73							
215	A Grambling	54 52	250	H Alabama St.	64 62							
286	A Jackson St.	56 87	302	H Alabama A&M	60 80							
211	H Texas Southern	50 68	347	A Ark.-Pine Bluff	62 56							
199	H Prairie View	65 75	136	A UT Martin	51 110							

Non-Div I Games:

Mississippi Val.

■ Loss,
 ■ Non-Conf,
 ■ S Site,
 ■ H Home
 ■ A Away
 N Neutral

Average RPI Win:	134	WON-LOST	WINNING	LAST 10	STRENGTH OF	OPP. STRENGTH	TEAM	ADJ.	CONF.	ADJ CONF.
Average RPI Loss:	67	RECORD	PCT. RANK	GAMES	SCHEDULE	OF SCHEDULE	RPI	RPI	RPI	RPI
DIV. I ONLY	18- 7	65	1- 0	52	61	33	33	5	5	
DIV. I NON-CONF.	11- 3	56	1- 0	75	109	41	41	4	4	
TOTALS	RPI 1-25	RPI 26-50	W-L RECORDS	RPI 51-100	RPI 101-150	RPI 150+				
18- 7	1- 1	1- 2	OVERALL	6- 3	1- 0	9- 1				
11- 2	1- 0	1- 1	HOME	2- 1	1- 0	6- 0				
5- 4	0- 1	0- 1	AWAY	2- 1	0- 0	3- 1				
2- 1	0- 0	0- 0	NEUTRAL	2- 1	0- 0	0- 0				
11- 3	0- 0	0- 1	NON-CONFERENCE	4- 2	0- 0	7- 0				
5- 2	0- 0	0- 1	HOME	1- 1	0- 0	4- 0				
4- 0	0- 0	0- 0	AWAY	1- 0	0- 0	3- 0				
2- 1	0- 0	0- 0	NEUTRAL	2- 1	0- 0	0- 0				
7- 4	1- 1	1- 1	CONFERENCE	2- 1	1- 0	2- 1				
6- 0	1- 0	1- 0	HOME	1- 0	1- 0	2- 0				
1- 4	0- 1	0- 1	AWAY	1- 1	0- 0	0- 1				
0- 0	0- 0	0- 0	NEUTRAL	0- 0	0- 0	0- 0				

RPI 1-25				RPI 26-50				Team's RPI: 33	RPI 51-100				RPI 101+			
RPI	S	Opponent	Score	RPI	S	Opponent	Score		RPI	S	Opponent	Score	RPI	S	Opponent	Score
15	A	South Carolina	65 79	26	A	Kentucky	41 52		56	A	LSU	51 61	104	H	Georgia	61 35
21	H	Texas A&M	70 65	39	H	South Dakota	61 74		57	N	Michigan	54 70	174	H	Arkansas St.	70 50
				50	H	Auburn	74 65		61	A	Tennessee	66 64	176	H	Vanderbilt	69 46
									63	H	Missouri St.	65 61	181	H	Texas St.	69 50
									65	N	Quinnipiac	65 51	186	A	Illinois	67 45
									67	H	Green Bay	49 56	194	H	Ole Miss	78 55
									70	A	West Virginia	68 51	195	A	Saint Louis	74 62
									74	N	Duke	62 54	209	A	Florida	56 58
									82	H	Arkansas	71 53	217	A	Western Ill.	89 64
													236	H	UMKC	66 59
													257	H	SIUE	59 36
LAST 12 Division I GAMES:																
74	N	Duke	62 54	26	A	Kentucky	41 52		15	A	South Carolina	65 79				
65	N	Quinnipiac	65 51	104	H	Georgia	61 35		209	A	Florida	56 58				
176	H	Vanderbilt	69 46	82	H	Arkansas	71 53		61	A	Tennessee	66 64				
21	H	Texas A&M	70 65													
56	A	LSU	51 61													
50	H	Auburn	74 65													

Non-Div I Games:

Missouri

Average RPI Win:	177	WON-LOST	WINNING	LAST 10	STRENGTH OF	OPP. STRENGTH	TEAM	ADJ.	CONF.	ADJ CONF.
Average RPI Loss:	104	RECORD	PCT. RANK	GAMES	SCHEDULE	OF SCHEDULE	RPI	RPI	RPI	RPI
DIV. I ONLY	14- 7	81	1- 0	81	113	63	63	13	13	
DIV. I NON-CONF.	4- 7	228	0- 0	58	56	157	157	15	15	
TOTALS	RPI 1-25	RPI 26-50	W-L RECORDS	RPI 51-100	RPI 101-150	RPI 150+				
14- 7	1- 1	0- 3	OVERALL	2- 0	0- 0	11- 3				
7- 2	0- 1	0- 1	HOME	1- 0	0- 0	6- 0				
5- 5	1- 0	0- 2	AWAY	1- 0	0- 0	3- 3				
2- 0	0- 0	0- 0	NEUTRAL	0- 0	0- 0	2- 0				
4- 7	0- 1	0- 3	NON-CONFERENCE	1- 0	0- 0	3- 3				
2- 2	0- 1	0- 1	HOME	1- 0	0- 0	1- 0				
0- 5	0- 0	0- 2	AWAY	0- 0	0- 0	0- 3				
2- 0	0- 0	0- 0	NEUTRAL	0- 0	0- 0	2- 0				
10- 0	1- 0	0- 0	CONFERENCE	1- 0	0- 0	8- 0				
5- 0	0- 0	0- 0	HOME	0- 0	0- 0	5- 0				
5- 0	1- 0	0- 0	AWAY	1- 0	0- 0	3- 0				
0- 0	0- 0	0- 0	NEUTRAL	0- 0	0- 0	0- 0				
























































RPI 1-25				RPI 26-50				RPI 51-100				Team's RPI: 63	RPI 101+			
RPI	S	Opponent	Score	RPI	S	Opponent	Score	RPI	S	Opponent	Score		RPI	S	Opponent	Score
13	H	Gonzaga	67 70	33	A	Missouri	61 65	60	H	Little Rock	48 44		154	N	Louisiana Tech	82 70
22	A	Drake	85 79	39	H	South Dakota	74 85	83	A	UNI	63 58		156	A	Bradley	68 56
				40	A	Indiana	74 98						160	A	Southern Ill.	70 58
													160	H	Southern Ill.	66 51
													171	A	North Texas	76 83
													173	H	Indiana St.	71 58
													182	H	Ball St.	74 54
													184	A	Santa Clara	73 77
													191	A	Illinois St.	59 47
													248	A	Wichita St.	60 63
													251	H	Loyola Chicago	84 49
													257	N	SIUE	68 65
													292	H	Valparaiso	108 63
													336	H	Evansville	88 66
LAST 12 Division I GAMES:																
160	A	Southern Ill.	70 58	156	A	Bradley	68 56									
83	A	UNI	63 58	160	H	Southern Ill.	66 51									
22	A	Drake	85 79	336	H	Evansville	88 66									
292	H	Valparaiso	108 63	173	H	Indiana St.	71 58									
251	H	Loyola Chicago	84 49	60	H	Little Rock	48 44									
191	A	Illinois St.	59 47	257	N	SIUE	68 65									

Non-Div I Games:

Missouri St.

■ Loss,
■ Non-Conf, S Site,
■ Home
■ Away
N Neutral

Average RPI Win: 261	WON-LOST	WINNING	LAST 10	STRENGTH OF	OPP. STRENGTH	TEAM	ADJ.	CONF.	ADJ CONF.
Average RPI Loss: 161	RECORD	PCT. RANK	GAMES	SCHEDULE	OF SCHEDULE	RPI	RPI	RPI	RPI
DIV. I ONLY	10- 13	210	1- 0	208	259	213	213	26	26
DIV. I NON-CONF.	4- 7	228	0- 0	201	214	229	229	28	28
TOTALS	RPI 1-25	RPI 26-50	W-L RECORDS	RPI 51-100	RPI 101-150	RPI 150+			
10- 13	0- 0	0- 1	OVERALL	0- 4	0- 1	10- 7			
5- 6	0- 0	0- 1	HOME	0- 2	0- 0	5- 3			
5- 7	0- 0	0- 0	AWAY	0- 2	0- 1	5- 4			
0- 0	0- 0	0- 0	NEUTRAL	0- 0	0- 0	0- 0			
4- 7	0- 0	0- 1	NON-CONFERENCE	0- 2	0- 0	4- 4			
2- 3	0- 0	0- 1	HOME	0- 1	0- 0	2- 1			
2- 4	0- 0	0- 0	AWAY	0- 1	0- 0	2- 3			
0- 0	0- 0	0- 0	NEUTRAL	0- 0	0- 0	0- 0			
6- 6	0- 0	0- 0	CONFERENCE	0- 2	0- 1	6- 3			
3- 3	0- 0	0- 0	HOME	0- 1	0- 0	3- 2			
3- 3	0- 0	0- 0	AWAY	0- 1	0- 1	3- 1			
0- 0	0- 0	0- 0	NEUTRAL	0- 0	0- 0	0- 0			

RPI S	Opponent	Score	RPI S	Opponent	Score	RPI S	Opponent	Score	RPI S	Opponent	Score	Team's RPI: 213
			45   Bucknell	32  70		65  Quinnipiac	38  67		145  Marist	45  69		
						65  Quinnipiac	46  58		151  Lehigh	48  63		
						68  Virginia Tech	49  82		180  Rider	50  65		
						94  Princeton	47  79		180  Rider	43  55		
									201  Navy	68 67		
									203  East Carolina	67  73		
									208  George Washington	55 51		
									225  Sacred Heart	55 50		
									238  Niagara	76 54		
									240  Albany (NY)	64 56		
									278  Siena	56 54		
									278  Siena	68  77		
									279  Canisius	67 61		
									303  Fairfield	73 63		
									306  Manhattan	71 63		
									308  Loyola Maryland	67  75		
									311  Lafayette	69  73		
									331  Iona	55 38		
LAST 12 Division I GAMES:												
			306  Manhattan	71 63		279  Canisius	67 61					
			278  Siena	56 54		278  Siena	68  77					
			180  Rider	50  65		145  Marist	45  69					
			303  Fairfield	73 63		65  Quinnipiac	38  67					
			65  Quinnipiac	46  58		180  Rider	43  55					
			238  Niagara	76 54		331  Iona	55 38					

Non-Div I Games:

Monmouth

Montana

Through Games Of Feb. 12, 2019

Average RPI Win:	209	WON-LOST	WINNING	LAST 10	STRENGTH OF	OPP. STRENGTH	TEAM	ADJ.	CONF.	ADJ CONF.
Average RPI Loss:	113	RECORD	PCT. RANK	GAMES	SCHEDULE	OF SCHEDULE	RPI	RPI	RPI	RPI
DIV. I ONLY	9- 11	204	1- 0	134	140	164	164	16	16	
DIV. I NON-CONF.	4- 4	162	1- 0	31	145	75	75	12	12	
TOTALS	RPI 1-25	RPI 26-50	W-L RECORDS	RPI 51-100	RPI 101-150	RPI 150+				
9- 11	0- 1	0- 1	OVERALL	3- 3	0- 4	6- 2				
5- 3	0- 0	0- 1	HOME	3- 1	0- 0	2- 1				
3- 8	0- 1	0- 0	AWAY	0- 2	0- 4	3- 1				
1- 0	0- 0	0- 0	NEUTRAL	0- 0	0- 0	1- 0				
4- 4	0- 1	0- 1	NON-CONFERENCE	2- 1	0- 1	2- 0				
2- 1	0- 0	0- 1	HOME	2- 0	0- 0	0- 0				
1- 3	0- 1	0- 0	AWAY	0- 1	0- 1	1- 0				
1- 0	0- 0	0- 0	NEUTRAL	0- 0	0- 0	1- 0				
5- 7	0- 0	0- 0	CONFERENCE	1- 2	0- 3	4- 2				
3- 2	0- 0	0- 0	HOME	1- 1	0- 0	2- 1				
2- 5	0- 0	0- 0	AWAY	0- 1	0- 3	2- 1				
0- 0	0- 0	0- 0	NEUTRAL	0- 0	0- 0	0- 0				

RPI 1-25				RPI 26-50				RPI 51-100				RPI 101+ Team's RPI: 164			
RPI	S	Opponent	Score	RPI	S	Opponent	Score	RPI	S	Opponent	Score	RPI	S	Opponent	Score
13	A	Gonzaga	52 76	39	H	South Dakota	41 64	80	A	Arizona	51 100	102	A	Idaho St.	34 50
								89	A	Idaho	68 76	138	A	Montana St.	52 74
								89	H	Idaho	82 79	140	A	Portland St.	60 78
								92	H	UC Davis	62 56	146	A	Washington	54 69
								97	H	Northern Ill.	86 70	197	A	Eastern Wash.	64 67
								99	H	Northern Colo.	62 73	197	H	Eastern Wash.	62 68
												214	N	Saint Francis (PA)	79 77
												232	A	Sacramento St.	88 86
												234	H	Northern Ariz.	78 62
												271	H	Southern Utah	79 57
												317	A	Weber St.	72 60
												338	A	Grand Canyon	69 47
LAST 12 Division I GAMES:															
214	N	Saint Francis (PA)	79 77	102	A	Idaho St.	34 50	89	H	Idaho	82 79				
92	H	UC Davis	62 56	99	H	Northern Colo.	62 73	197	H	Eastern Wash.	62 68				
197	A	Eastern Wash.	64 67	140	A	Portland St.	60 78								
89	A	Idaho	68 76	232	A	Sacramento St.	88 86								
138	A	Montana St.	52 74												
317	A	Weber St.	72 60												

Non-Div I Games: Providence (MT) 90 45

Montana

Loss, Non-Conf, S Site, H Home A Away N Neutral

Average RPI Win:	220	WON-LOST	WINNING	LAST 10	STRENGTH OF	OPP. STRENGTH	TEAM	ADJ.	CONF.	ADJ CONF.
Average RPI Loss:	81	RECORD	PCT. RANK	GAMES	SCHEDULE	OF SCHEDULE	RPI	RPI	RPI	RPI
DIV. I ONLY	11- 11	163	1- 0	128	110	138	138	16	16	
DIV. I NON-CONF.	4- 5	190	1- 0	44	46	95	95	12	12	
TOTALS	RPI 1-25	RPI 26-50	W-L RECORDS	RPI 51-100	RPI 101-150	RPI 150+				
11- 11	0- 1	0- 3	OVERALL	1- 4	0- 2	10- 1				
5- 4	0- 0	0- 1	HOME	0- 2	0- 0	5- 1				
5- 7	0- 1	0- 2	AWAY	1- 2	0- 2	4- 0				
1- 0	0- 0	0- 0	NEUTRAL	0- 0	0- 0	1- 0				
4- 5	0- 1	0- 3	NON-CONFERENCE	0- 1	0- 0	4- 0				
2- 1	0- 0	0- 1	HOME	0- 0	0- 0	2- 0				
1- 4	0- 1	0- 2	AWAY	0- 1	0- 0	1- 0				
1- 0	0- 0	0- 0	NEUTRAL	0- 0	0- 0	1- 0				
7- 6	0- 0	0- 0	CONFERENCE	1- 3	0- 2	6- 1				
3- 3	0- 0	0- 0	HOME	0- 2	0- 0	3- 1				
4- 3	0- 0	0- 0	AWAY	1- 1	0- 2	3- 0				
0- 0	0- 0	0- 0	NEUTRAL	0- 0	0- 0	0- 0				

RPI 1-25				RPI 26-50				RPI 51-100				RPI 101+ Team's RPI: 138			
RPI	S	Opponent	Score	RPI	S	Opponent	Score	RPI	S	Opponent	Score	RPI	S	Opponent	Score
8	A	Marquette	52 100	29	H	South Dakota St.	67 88	52	A	SFA	53 60	102	A	Idaho St.	43 61
				43	A	TCU	49 71	89	A	Idaho	65 90	140	A	Portland St.	53 55
				47	A	Wyoming	58 66	89	H	Idaho	66 82	152	N	Delaware	69 60
								99	A	Northern Colo.	79 66	164	H	Montana	74 52
								99	H	Northern Colo.	73 84	181	A	Texas St.	67 59
												197	A	Eastern Wash.	61 47
												197	H	Eastern Wash.	87 89
												232	A	Sacramento St.	69 53
												234	H	Northern Ariz.	80 70
												259	H	Long Beach St.	85 62
												271	H	Southern Utah	69 64
												317	A	Weber St.	66 59
												319	H	Omaha	59 56
LAST 12 Division I GAMES:															
181	A	Texas St.	67 59	317	A	Weber St.	66 59								
89	A	Idaho	65 90	197	H	Eastern Wash.	87 89								
197	A	Eastern Wash.	61 47	99	A	Northern Colo.	79 66								
99	H	Northern Colo.	73 84	89	H	Idaho	66 82								
164	H	Montana	74 52	232	A	Sacramento St.	69 53								
102	A	Idaho St.	43 61	140	A	Portland St.	53 55								

Non-Div I Games: Carroll (MT) 64 48

Montana St.

Loss, Non-Conf, S Site, H Home A Away N Neutral

Average RPI Win:	246	WON-LOST	WINNING	LAST 10	STRENGTH OF	OPP. STRENGTH	TEAM	ADJ.	CONF.	ADJ CONF.
Average RPI Loss:	131	RECORD	PCT. RANK	GAMES	SCHEDULE	OF SCHEDULE	RPI	RPI	RPI	RPI
DIV. I ONLY	16- 7	74	0- 1	210	280	121	121	22	22	
DIV. I NON-CONF.	7- 4	108	0- 0	240	283	148	148	21	21	
TOTALS	RPI 1-25	RPI 26-50	W-L RECORDS	RPI 51-100	RPI 101-150	RPI 150+				
16- 7	0- 1	0- 1	OVERALL	1- 2	2- 0	13- 3				
9- 2	0- 0	0- 0	HOME	0- 1	2- 0	7- 1				
7- 5	0- 1	0- 1	AWAY	1- 1	0- 0	6- 2				
0- 0	0- 0	0- 0	NEUTRAL	0- 0	0- 0	0- 0				
7- 4	0- 1	0- 1	NON-CONFERENCE	1- 0	0- 0	6- 2				
4- 1	0- 0	0- 0	HOME	0- 0	0- 0	4- 1				
3- 3	0- 1	0- 1	AWAY	1- 0	0- 0	2- 1				
0- 0	0- 0	0- 0	NEUTRAL	0- 0	0- 0	0- 0				
9- 3	0- 0	0- 0	CONFERENCE	0- 2	2- 0	7- 1				
5- 1	0- 0	0- 0	HOME	0- 1	2- 0	3- 0				
4- 2	0- 0	0- 0	AWAY	0- 1	0- 0	4- 1				
0- 0	0- 0	0- 0	NEUTRAL	0- 0	0- 0	0- 0				

RPI 1-25				RPI 26-50				RPI 51-100				RPI 101+ Team's RPI: 121			
RPI	S	Opponent	Score	RPI	S	Opponent	Score	RPI	S	Opponent	Score	RPI	S	Opponent	Score
2	A	Baylor	58 96	26	A	Kentucky	57 87	64	A	Belmont	50 77	132	H	Tennessee Tech	77 56
								64	H	Belmont	57 77	136	H	UT Martin	85 75
								93	A	Radford	79 72	202	H	Jacksonville St.	66 55
												214	A	Saint Francis (PA)	83 89
												220	A	N.C. A&T	72 67
												222	H	Southeast Mo. St.	82 54
												245	A	Gardner-Webb	84 69
												257	A	SIUE	73 67
												260	H	St. Francis Brooklyn	94 101
												270	A	Eastern Ill.	67 57
												282	A	Murray St.	83 61
												287	A	Austin Peay	80 81
												290	A	Tennessee St.	85 62
												290	H	Tennessee St.	71 55
												292	H	Valparaiso	68 62
												324	H	Lipscomb	79 44
												336	H	Evansville	85 63
												348	H	Chicago St.	104 68
LAST 12 Division I GAMES:															
		64	H	Belmont	57	77				136	H	UT Martin	85	75	
		290	H	Tennessee St.	71	55				222	H	Southeast Mo. St.	82	54	
		270	A	Eastern Ill.	67	57				290	A	Tennessee St.	85	62	
		257	A	SIUE	73	67				64	A	Belmont	50	77	
		202	H	Jacksonville St.	66	55				287	A	Austin Peay	80	81	
		132	H	Tennessee Tech	77	56				282	A	Murray St.	83	61	

Non-Div I Games: Alice Lloyd 121 56 Ky. Christian 119 28

Morehead St.

Loss, Non-Conf, S Site, H Home A Away N Neutral

Average RPI Win:	328	WON-LOST	WINNING	LAST 10	STRENGTH OF	OPP. STRENGTH	TEAM	ADJ.	CONF.	ADJ CONF.
Average RPI Loss:	182	RECORD	PCT. RANK	GAMES	SCHEDULE	OF SCHEDULE	RPI	RPI	RPI	RPI
DIV. I ONLY	7- 16	273	0- 1	279	343	295	295	32	32	
DIV. I NON-CONF.	1- 11	335	0- 1	159	216	320	320	32	32	
TOTALS	RPI 1-25	RPI 26-50	W-L RECORDS	RPI 51-100	RPI 101-150	RPI 150+				
7- 16	0- 1	0- 0	OVERALL	0- 3	0- 3	7- 9				
4- 4	0- 0	0- 0	HOME	0- 0	0- 0	4- 4				
3- 9	0- 0	0- 0	AWAY	0- 3	0- 2	3- 4				
0- 3	0- 1	0- 0	NEUTRAL	0- 0	0- 1	0- 1				
1- 11	0- 1	0- 0	NON-CONFERENCE	0- 3	0- 3	1- 4				
1- 2	0- 0	0- 0	HOME	0- 0	0- 0	1- 2				
0- 6	0- 0	0- 0	AWAY	0- 3	0- 2	0- 1				
0- 3	0- 1	0- 0	NEUTRAL	0- 0	0- 1	0- 1				
6- 5	0- 0	0- 0	CONFERENCE	0- 0	0- 0	6- 5				
3- 2	0- 0	0- 0	HOME	0- 0	0- 0	3- 2				
3- 3	0- 0	0- 0	AWAY	0- 0	0- 0	3- 3				
0- 0	0- 0	0- 0	NEUTRAL	0- 0	0- 0	0- 0				

RPI S	Opponent	Score	RPI S	Opponent	Score	RPI S	Opponent	Score	RPI S	Opponent	Score	Team's RPI: 295
17 N	Maryland	44 68				52 A	SFA	42 69	104 N	Georgia	33 60	
						57 A	Michigan	47 70	106 A	Hartford	59 80	
						70 A	West Virginia	37 72	129 A	Western Ky.	43 90	
									177 H	UMES	68 73	
									220 A	N.C. A&T	29 62	
									230 A	Howard	56 79	
									238 N	Niagara	57 67	
									239 H	Bethune-Cookman	69 73	
									298 H	Central Conn. St.	36 60	
									300 H	UMBC	68 73	
									305 A	South Carolina St.	63 61	
									305 H	South Carolina St.	62 51	
									322 H	UMass Lowell	61 49	
									325 A	FIU	50 59	
									326 A	Coppin St.	74 57	
									341 A	N.C. Central	65 62	
									345 A	Savannah St.	35 53	
									345 H	Savannah St.	63 47	
									349 H	Florida A&M	75 71	
LAST 12 Division I GAMES:												
238 N	Niagara	57 67	341 A	N.C. Central	65 62							
345 A	Savannah St.	35 53	220 A	N.C. A&T	29 62							
305 A	South Carolina St.	63 61	230 A	Howard	56 79							
326 A	Coppin St.	74 57	305 H	South Carolina St.	62 51							
349 H	Florida A&M	75 71	345 H	Savannah St.	63 47							
239 H	Bethune-Cookman	69 73	177 H	UMES	68 73							

Non-Div I Games: Lincoln (PA) 46 51 Washington Adventis60 43

Morgan St.

Loss, Non-Conf, S Site, H Home A Away N Neutral

Average RPI Win:	257	WON-LOST	WINNING	LAST 10	STRENGTH OF	OPP. STRENGTH	TEAM	ADJ.	CONF.	ADJ CONF.
Average RPI Loss:	206	RECORD	PCT. RANK	GAMES	SCHEDULE	OF SCHEDULE	RPI	RPI	RPI	RPI
DIV. I ONLY	9- 12	216	0- 1	307	330	263	263	31	31	
DIV. I NON-CONF.	5- 5	162	0- 0	151	247	136	136	31	31	
TOTALS	RPI 1-25	RPI 26-50	W-L RECORDS	RPI 51-100	RPI 101-150	RPI 150+				
9- 12	0- 0	0- 0	OVERALL	1- 2	1- 1	7- 9				
5- 3	0- 0	0- 0	HOME	1- 0	1- 0	3- 3				
4- 9	0- 0	0- 0	AWAY	0- 2	0- 1	4- 6				
0- 0	0- 0	0- 0	NEUTRAL	0- 0	0- 0	0- 0				
5- 5	0- 0	0- 0	NON-CONFERENCE	1- 2	1- 1	3- 2				
2- 1	0- 0	0- 0	HOME	1- 0	1- 0	0- 1				
3- 4	0- 0	0- 0	AWAY	0- 2	0- 1	3- 1				
0- 0	0- 0	0- 0	NEUTRAL	0- 0	0- 0	0- 0				
4- 7	0- 0	0- 0	CONFERENCE	0- 0	0- 0	4- 7				
3- 2	0- 0	0- 0	HOME	0- 0	0- 0	3- 2				
1- 5	0- 0	0- 0	AWAY	0- 0	0- 0	1- 5				
0- 0	0- 0	0- 0	NEUTRAL	0- 0	0- 0	0- 0				

RPI 1-25			RPI 26-50			RPI 51-100			RPI 101+ Team's RPI: 263		
RPI	S	Opponent	Score	RPI	S	Opponent	Score	RPI	S	Opponent	Score
								57	A	Michigan	40 88
								68	A	Virginia Tech	51 83
								93	H	Radford	89 77
								116	H	Towson	87 78
								150	A	Duquesne	64 73
								177	H	UMES	73 86
								180	A	Rider	67 85
								214	A	Saint Francis (PA)	66 68
								214	H	Saint Francis (PA)	72 83
								218	A	Robert Morris	58 70
								225	A	Sacred Heart	41 76
								245	A	Gardner-Webb	69 62
								260	H	St. Francis Brooklyn	78 75
								298	H	Central Conn. St.	84 53
								300	A	UMBC	65 52
								307	H	Bryant	68 73
								308	A	Loyola Maryland	77 67
								309	A	Wagner	76 92
								344	A	Fairleigh Dickinson	63 47
								351	A	LIU Brooklyn	61 71
								351	H	LIU Brooklyn	61 45
LAST 12 Division I GAMES:											
351	A	LIU Brooklyn	61 71	309	A	Wagner	76 92				
225	A	Sacred Heart	41 76	298	H	Central Conn. St.	84 53				
214	H	Saint Francis (PA)	72 83	307	H	Bryant	68 73				
260	H	St. Francis Brooklyn	78 75	214	A	Saint Francis (PA)	66 68				
351	H	LIU Brooklyn	61 45	218	A	Robert Morris	58 70				
344	A	Fairleigh Dickinson	63 47	93	H	Radford	89 77				

Non-Div I Games: Washington Col. 74 50

Mt. St. Mary's

Average RPI Win:	277	WON-LOST	WINNING	LAST 10	STRENGTH OF	OPP. STRENGTH	TEAM	ADJ.	CONF.	ADJ CONF.
Average RPI Loss:	159	RECORD	PCT. RANK	GAMES	SCHEDULE	OF SCHEDULE	RPI	RPI	RPI	RPI
DIV. I ONLY	7- 14	256	1- 0	256	219	282	282	22	22	
DIV. I NON-CONF.	2- 7	288	0- 0	249	138	313	313	21	21	
TOTALS	RPI 1-25	RPI 26-50	W-L RECORDS	RPI 51-100	RPI 101-150	RPI 150+				
7- 14	0- 0	0- 2	OVERALL	0- 2	0- 3	7- 7				
5- 5	0- 0	0- 0	HOME	0- 1	0- 1	5- 3				
2- 9	0- 0	0- 2	AWAY	0- 1	0- 2	2- 4				
0- 0	0- 0	0- 0	NEUTRAL	0- 0	0- 0	0- 0				
2- 7	0- 0	0- 2	NON-CONFERENCE	0- 1	0- 0	2- 4				
2- 2	0- 0	0- 0	HOME	0- 0	0- 0	2- 2				
0- 5	0- 0	0- 2	AWAY	0- 1	0- 0	0- 2				
0- 0	0- 0	0- 0	NEUTRAL	0- 0	0- 0	0- 0				
5- 7	0- 0	0- 0	CONFERENCE	0- 1	0- 3	5- 3				
3- 3	0- 0	0- 0	HOME	0- 1	0- 1	3- 1				
2- 4	0- 0	0- 0	AWAY	0- 0	0- 2	2- 2				
0- 0	0- 0	0- 0	NEUTRAL	0- 0	0- 0	0- 0				

RPI 1-25				RPI 26-50				RPI 51-100				RPI 101+ Team's RPI: 282			
RPI	S	Opponent	Score	RPI	S	Opponent	Score	RPI	S	Opponent	Score	RPI	S	Opponent	Score
				26	A	Kentucky	49 88	61	A	Tennessee	77 98	121	H	Morehead St.	61 83
				44	A	Butler	65 86	64	H	Belmont	58 65	132	A	Tennessee Tech	65 74
												136	A	UT Martin	67 75
												160	H	Southern Ill.	59 65
												174	A	Arkansas St.	63 74
												186	A	Illinois	52 84
												202	A	Jacksonville St.	64 59
												222	A	Southeast Mo. St.	64 59
												257	A	SIUE	54 71
												257	H	SIUE	81 75
												270	A	Eastern Ill.	67 75
												270	H	Eastern Ill.	60 51
												290	H	Tennessee St.	61 65
												302	H	Alabama A&M	53 59
												324	H	Lipscomb	97 61
												327	H	Eastern Ky.	81 63
												336	H	Evansville	81 53
LAST 12 Division I GAMES:															
				257	H	SIUE	81 75	257	A	SIUE	54 71				
				270	H	Eastern Ill.	60 51	270	A	Eastern Ill.	67 75				
				132	A	Tennessee Tech	65 74	222	A	Southeast Mo. St.	64 59				
				202	A	Jacksonville St.	64 59	136	A	UT Martin	67 75				
				290	H	Tennessee St.	61 65	327	H	Eastern Ky.	81 63				
				64	H	Belmont	58 65	121	H	Morehead St.	61 83				

Non-Div I Games: Oakland City 113 55 Bethel (TN) 86 50

Murray St.

Loss, Non-Conf, S Site, H Home A Away N Neutral

Average RPI Win:	294	WON-LOST	WINNING	LAST 10	STRENGTH OF	OPP. STRENGTH	TEAM	ADJ.	CONF.	ADJ CONF.
Average RPI Loss:	138	RECORD	PCT. RANK	GAMES	SCHEDULE	OF SCHEDULE	RPI	RPI	RPI	RPI
DIV. I ONLY	12- 9	132	0- 1	337	281	220	220	32	32	
DIV. I NON-CONF.	2- 9	297	0- 1	265	129	290	290	32	32	
TOTALS	RPI 1-25	RPI 26-50	W-L RECORDS	RPI 51-100	RPI 101-150	RPI 150+				
12- 9	0- 0	0- 0	OVERALL	0- 3	0- 3	12- 3				
4- 3	0- 0	0- 0	HOME	0- 0	0- 3	4- 0				
8- 4	0- 0	0- 0	AWAY	0- 1	0- 0	8- 3				
0- 2	0- 0	0- 0	NEUTRAL	0- 2	0- 0	0- 0				
2- 9	0- 0	0- 0	NON-CONFERENCE	0- 3	0- 3	2- 3				
0- 3	0- 0	0- 0	HOME	0- 0	0- 3	0- 0				
2- 4	0- 0	0- 0	AWAY	0- 1	0- 0	2- 3				
0- 2	0- 0	0- 0	NEUTRAL	0- 2	0- 0	0- 0				
10- 0	0- 0	0- 0	CONFERENCE	0- 0	0- 0	10- 0				
4- 0	0- 0	0- 0	HOME	0- 0	0- 0	4- 0				
6- 0	0- 0	0- 0	AWAY	0- 0	0- 0	6- 0				
0- 0	0- 0	0- 0	NEUTRAL	0- 0	0- 0	0- 0				

RPI S	Opponent	Score	RPI S	Opponent	Score	RPI S	Opponent	Score	RPI S	Opponent	Score	Team's RPI: 220
						73 N	Yale	49 59	108 H	VCU	48 54	
						75 N	Maine	52 58	121 H	Morehead St.	67 72	
						96 A	Virginia	57 67	135 H	Akron	36 49	
									177 A	UMES	51 49	
									177 H	UMES	70 58	
									190 A	Elon	64 73	
									201 A	Navy	49 72	
									239 A	Bethune-Cookman	72 48	
									242 A	ETSU	56 61	
									294 A	Fla. Atlantic	67 65	
									295 H	Morgan St.	62 29	
									305 A	South Carolina St.	58 44	
									326 H	Coppin St.	66 42	
									337 A	Western Caro.	69 51	
									341 A	N.C. Central	52 49	
									346 A	Delaware St.	67 47	
									346 H	Delaware St.	72 49	
									349 A	Florida A&M	56 48	
LAST 12 Division I GAMES:												
			73 N	Yale	49 59	326 H	Coppin St.	66 42				
			177 H	UMES	70 58	295 H	Morgan St.	62 29				
			346 H	Delaware St.	72 49	177 A	UMES	51 49				
			239 A	Bethune-Cookman	72 48	346 A	Delaware St.	67 47				
			349 A	Florida A&M	56 48	305 A	South Carolina St.	58 44				
			341 A	N.C. Central	52 49	294 A	Fla. Atlantic	67 65				

Non-Div I Games: Winston-Salem 60 56 Johnson C. Smith 50 53

N.C. A&T

Loss, Non-Conf, S Site, H Home A Away N Neutral

Average RPI Win:	327	WON-LOST	WINNING	LAST 10	STRENGTH OF	OPP. STRENGTH	TEAM	ADJ.	CONF.	ADJ CONF.
Average RPI Loss:	213	RECORD	PCT. RANK	GAMES	SCHEDULE	OF SCHEDULE	RPI	RPI	RPI	RPI
DIV. I ONLY	6- 17	295	1- 0	346	336	341	341	32	32	
DIV. I NON-CONF.	2- 10	311	0- 0	283	293	341	341	32	32	
TOTALS	RPI 1-25	RPI 26-50	W-L RECORDS	RPI 51-100	RPI 101-150	RPI 150+				
6- 17	0- 1	0- 0	OVERALL	0- 0	0- 2	6- 14				
4- 8	0- 0	0- 0	HOME	0- 0	0- 1	4- 7				
2- 8	0- 1	0- 0	AWAY	0- 0	0- 1	2- 6				
0- 1	0- 0	0- 0	NEUTRAL	0- 0	0- 0	0- 1				
2- 10	0- 1	0- 0	NON-CONFERENCE	0- 0	0- 2	2- 7				
2- 4	0- 0	0- 0	HOME	0- 0	0- 1	2- 3				
0- 5	0- 1	0- 0	AWAY	0- 0	0- 1	0- 3				
0- 1	0- 0	0- 0	NEUTRAL	0- 0	0- 0	0- 1				
4- 7	0- 0	0- 0	CONFERENCE	0- 0	0- 0	4- 7				
2- 4	0- 0	0- 0	HOME	0- 0	0- 0	2- 4				
2- 3	0- 0	0- 0	AWAY	0- 0	0- 0	2- 3				
0- 0	0- 0	0- 0	NEUTRAL	0- 0	0- 0	0- 0				

RPI 1-25				RPI 26-50				RPI 51-100				RPI 101+ Team's RPI: 341			
RPI	S	Opponent	Score	RPI	S	Opponent	Score	RPI	S	Opponent	Score	RPI	S	Opponent	Score
11	A	Iowa	39 106									103	H	UNCW	82 89
												128	A	High Point	69 80
												155	A	Georgia St.	54 65
												177	A	UMES	49 59
												177	H	UMES	61 69
												187	H	Coastal Caro.	66 89
												190	H	Elon	54 83
												220	H	N.C. A&T	49 52
												229	A	Memphis	56 77
												239	A	Bethune-Cookman	54 72
												239	H	Bethune-Cookman	50 67
												272	A	Winthrop	41 66
												283	H	Wofford	66 59
												295	H	Morgan St.	62 65
												304	N	Kennesaw St.	54 78
												314	H	UNC Greensboro	66 57
												326	H	Coppin St.	62 57
												343	H	USC Upstate	63 82
												345	A	Savannah St.	71 67
												346	A	Delaware St.	61 71
												346	H	Delaware St.	65 64
												349	A	Florida A&M	64 57
LAST 12 Division I GAMES:															
346	H	Delaware St.	65 64	295	H	Morgan St.	62 65								
177	H	UMES	61 69	326	H	Coppin St.	62 57								
349	A	Florida A&M	64 57	346	A	Delaware St.	61 71								
239	A	Bethune-Cookman	54 72	177	A	UMES	49 59								
345	A	Savannah St.	71 67	239	H	Bethune-Cookman	50 67								
220	H	N.C. A&T	49 52	229	A	Memphis	56 77								

Non-Div I Games: Wilberforce 55 49

N.C. Central

■ Loss,
 ■ Non-Conf, S Site,
 ■ Home
 ■ Away
 N Neutral

Average RPI Win:	100	WON-LOST	WINNING	LAST 10	STRENGTH OF	OPP. STRENGTH	TEAM	ADJ.	CONF.	ADJ CONF.
Average RPI Loss:	20	RECORD	PCT. RANK	GAMES	SCHEDULE	OF SCHEDULE	RPI	RPI	RPI	RPI
DIV. I ONLY	21- 2	8	0- 1	37	10	12	12	1	1	
DIV. I NON-CONF.	13- 0	1	0- 0	34	33	7	7	1	1	
TOTALS	RPI 1-25	RPI 26-50	W-L RECORDS	RPI 51-100	RPI 101-150	RPI 150+				
21- 2	1- 2	1- 0	OVERALL	11- 0	5- 0	3- 0				
13- 1	0- 1	0- 0	HOME	9- 0	2- 0	2- 0				
6- 1	0- 1	1- 0	AWAY	2- 0	3- 0	0- 0				
2- 0	1- 0	0- 0	NEUTRAL	0- 0	0- 0	1- 0				
13- 0	1- 0	0- 0	NON-CONFERENCE	7- 0	2- 0	3- 0				
9- 0	0- 0	0- 0	HOME	6- 0	1- 0	2- 0				
2- 0	0- 0	0- 0	AWAY	1- 0	1- 0	0- 0				
2- 0	1- 0	0- 0	NEUTRAL	0- 0	0- 0	1- 0				
8- 2	0- 2	1- 0	CONFERENCE	4- 0	3- 0	0- 0				
4- 1	0- 1	0- 0	HOME	3- 0	1- 0	0- 0				
4- 1	0- 1	1- 0	AWAY	1- 0	2- 0	0- 0				
0- 0	0- 0	0- 0	NEUTRAL	0- 0	0- 0	0- 0				

RPI 1-25				RPI 26-50				RPI 51-100				RPI 101+			
RPI	S	Opponent	Score	RPI	S	Opponent	Score	RPI	S	Opponent	Score	RPI	S	Opponent	Score
16	A	Florida St.	70 75	42	A	Georgia Tech	68 60	57	H	Michigan	66 55	105	A	Boston College	85 69
20	N	Michigan St.	78 74					58	H	Clemson	54 51	119	A	Wake Forest	59 50
24	H	North Carolina	51 64					64	H	Belmont	77 62	127	H	Pittsburgh	63 34
								68	H	Virginia Tech	70 61	141	A	Chattanooga	78 58
								71	H	Old Dominion	85 56	147	H	Davidson	75 45
								74	H	Duke	63 51	176	H	Vanderbilt	74 54
								75	H	Maine	84 46	179	H	Hampton	83 51
								85	H	Kent St.	78 61	208	N	George Washington	69 61
								91	A	Georgetown	76 65				
								93	H	Radford	75 58				
								96	A	Virginia	66 38				
LAST 12 Division I GAMES:															
16	A	Florida St.	70 75	96	A	Virginia	66 38								
24	H	North Carolina	51 64	127	H	Pittsburgh	63 34								
119	A	Wake Forest	59 50	105	A	Boston College	85 69								
42	A	Georgia Tech	68 60	74	H	Duke	63 51								
58	H	Clemson	54 51	147	H	Davidson	75 45								
68	H	Virginia Tech	70 61	141	A	Chattanooga	78 58								

Non-Div I Games:

NC State

■ Loss,
 ■ Non-Conf,
 ■ S Site,
 ■ H Home
 ■ A Away
 N Neutral

Average RPI Win: 313	WON-LOST	WINNING	LAST 10	STRENGTH OF	OPP. STRENGTH	TEAM	ADJ.	CONF.	ADJ CONF.
Average RPI Loss: 184	RECORD	PCT. RANK	GAMES	SCHEDULE	OF SCHEDULE	RPI	RPI	RPI	RPI
DIV. I ONLY	5- 18	315	0- 1	239	315	312	312	24	24
DIV. I NON-CONF.	3- 10	278	0- 0	287	336	314	314	26	26
TOTALS	RPI 1-25	RPI 26-50	W-L RECORDS	RPI 51-100	RPI 101-150	RPI 150+			
5- 18	0- 0	0- 0	OVERALL	0- 5	0- 3	5- 10			
3- 7	0- 0	0- 0	HOME	0- 2	0- 2	3- 3			
2- 11	0- 0	0- 0	AWAY	0- 3	0- 1	2- 7			
0- 0	0- 0	0- 0	NEUTRAL	0- 0	0- 0	0- 0			
3- 10	0- 0	0- 0	NON-CONFERENCE	0- 3	0- 1	3- 6			
1- 4	0- 0	0- 0	HOME	0- 1	0- 1	1- 2			
2- 6	0- 0	0- 0	AWAY	0- 2	0- 0	2- 4			
0- 0	0- 0	0- 0	NEUTRAL	0- 0	0- 0	0- 0			
2- 8	0- 0	0- 0	CONFERENCE	0- 2	0- 2	2- 4			
2- 3	0- 0	0- 0	HOME	0- 1	0- 1	2- 1			
0- 5	0- 0	0- 0	AWAY	0- 1	0- 1	0- 3			
0- 0	0- 0	0- 0	NEUTRAL	0- 0	0- 0	0- 0			

RPI 1-25				RPI 26-50				RPI 51-100				RPI 101+ Team's RPI: 312					
RPI	S	Opponent	Score	RPI	S	Opponent	Score	RPI	S	Opponent	Score	RPI	S	Opponent	Score		
								69	A	Penn	42	85	106	H	Hartford	53	84
								70	A	West Virginia	50	95	137	A	North Ala.	60	72
								72	A	FGCU	42	61	137	H	North Ala.	54	77
								72	H	FGCU	35	67	180	A	Rider	46	67
								85	H	Kent St.	40	57	205	A	Stetson	48	74
													222	H	Southeast Mo. St.	58	68
													230	A	Howard	57	77
													237	A	Liberty	47	58
													244	H	Jacksonville	56	61
													247	A	Colgate	71	53
													277	H	Vermont	63	71
													304	A	Kennesaw St.	47	70
													304	H	Kennesaw St.	66	60
													324	H	Lipscomb	80	67
													328	A	Saint Peter's	57	70
													337	H	Western Caro.	79	71
													344	A	Fairleigh Dickinson	43	64
													351	A	LIU Brooklyn	72	51
LAST 12 Division I GAMES:																	
				72	A	FGCU	42	61	244	H	Jacksonville	56	61				
				304	A	Kennesaw St.	47	70	324	H	Lipscomb	80	67				
				237	A	Liberty	47	58	137	A	North Ala.	60	72				
				72	H	FGCU	35	67	304	H	Kennesaw St.	66	60				
				137	H	North Ala.	54	77	106	H	Hartford	53	84				
				205	A	Stetson	48	74	85	H	Kent St.	40	57				

Non-Div I Games:

NJIT

■ Loss,
 ■ Non-Conf,
 ■ S Site,
 ■ H Home
 ■ A Away
 N Neutral

Average RPI Win:	240	WON-LOST	WINNING	LAST 10	STRENGTH OF	OPP. STRENGTH	TEAM	ADJ.	CONF.	ADJ CONF.
Average RPI Loss:	169	RECORD	PCT. RANK	GAMES	SCHEDULE	OF SCHEDULE	RPI	RPI	RPI	RPI
DIV. I ONLY	8- 12	234	1- 0	140	295	201	201	18	18	
DIV. I NON-CONF.	4- 5	190	0- 0	130	325	181	181	22	22	
TOTALS	RPI 1-25	RPI 26-50	W-L RECORDS	RPI 51-100	RPI 101-150	RPI 150+				
8- 12	0- 0	0- 1	OVERALL	0- 2	0- 3	8- 6				
4- 6	0- 0	0- 1	HOME	0- 2	0- 2	4- 1				
4- 6	0- 0	0- 0	AWAY	0- 0	0- 1	4- 5				
0- 0	0- 0	0- 0	NEUTRAL	0- 0	0- 0	0- 0				
4- 5	0- 0	0- 0	NON-CONFERENCE	0- 1	0- 2	4- 2				
2- 2	0- 0	0- 0	HOME	0- 1	0- 1	2- 0				
2- 3	0- 0	0- 0	AWAY	0- 0	0- 1	2- 2				
0- 0	0- 0	0- 0	NEUTRAL	0- 0	0- 0	0- 0				
4- 7	0- 0	0- 1	CONFERENCE	0- 1	0- 1	4- 4				
2- 4	0- 0	0- 1	HOME	0- 1	0- 1	2- 1				
2- 3	0- 0	0- 0	AWAY	0- 0	0- 0	2- 3				
0- 0	0- 0	0- 0	NEUTRAL	0- 0	0- 0	0- 0				

RPI 1-25				RPI 26-50				RPI 51-100				RPI 101+				Team's RPI: 201	
RPI	S	Opponent	Score	RPI	S	Opponent	Score	RPI	S	Opponent	Score	RPI	S	Opponent	Score		
				45	H	Bucknell	43 77	69	H	Penn	61 65	134	A	Colorado	43 59		
								95	H	American	45 58	143	H	Boston U.	35 49		
												145	H	Marist	48 72		
												151	A	Lehigh	55 66		
												151	H	Lehigh	38 56		
												180	A	Rider	66 60		
												210	H	Holy Cross	54 47		
												213	A	Monmouth	67 68		
												220	H	N.C. A&T	72 49		
												247	A	Colgate	62 49		
												247	H	Colgate	67 52		
												252	A	Air Force	54 47		
												255	H	Saint Joseph's	49 48		
												266	A	Norfolk St.	58 65		
												299	A	Army West Point	52 55		
												308	A	Loyola Maryland	58 46		
												311	A	Lafayette	42 55		
LAST 12 Division I GAMES:																	
				247	H	Colgate	67 52	210	H	Holy Cross	54 47						
				151	A	Lehigh	55 66	247	A	Colgate	62 49						
				45	H	Bucknell	43 77	95	H	American	45 58						
				143	H	Boston U.	35 49	151	H	Lehigh	38 56						
				311	A	Lafayette	42 55	308	A	Loyola Maryland	58 46						
				299	A	Army West Point	52 55	255	H	Saint Joseph's	49 48						

Non-Div I Games: Catholic 81 36

Navy

Nebraska

Through Games Of Feb. 12, 2019

Average RPI Win: 147	WON-LOST	WINNING	LAST 10	STRENGTH OF	OPP. STRENGTH	TEAM	ADJ.	CONF.	ADJ CONF.
Average RPI Loss: 61	RECORD	PCT. RANK	GAMES	SCHEDULE	OF SCHEDULE	RPI	RPI	RPI	RPI
DIV. I ONLY	11- 13	189	1- 0	28	35	98	98	4	4
DIV. I NON-CONF.	5- 6	177	0- 0	103	32	149	149	6	6
TOTALS	RPI 1-25	RPI 26-50	W-L RECORDS	RPI 51-100	RPI 101-150	RPI 150+			
11- 13	0- 6	0- 1	OVERALL	4- 3	3- 2	4- 1			
7- 5	0- 3	0- 1	HOME	2- 1	2- 0	3- 0			
3- 8	0- 3	0- 0	AWAY	1- 2	1- 2	1- 1			
1- 0	0- 0	0- 0	NEUTRAL	1- 0	0- 0	0- 0			
5- 6	0- 3	0- 0	NON-CONFERENCE	1- 1	1- 2	3- 0			
4- 1	0- 1	0- 0	HOME	0- 0	1- 0	3- 0			
0- 5	0- 2	0- 0	AWAY	0- 1	0- 2	0- 0			
1- 0	0- 0	0- 0	NEUTRAL	1- 0	0- 0	0- 0			
6- 7	0- 3	0- 1	CONFERENCE	3- 2	2- 0	1- 1			
3- 4	0- 2	0- 1	HOME	2- 1	1- 0	0- 0			
3- 3	0- 1	0- 0	AWAY	1- 1	1- 0	1- 1			
0- 0	0- 0	0- 0	NEUTRAL	0- 0	0- 0	0- 0			

RPI 1-25				RPI 26-50				RPI 51-100				RPI 101+			
RPI	S	Opponent	Score	RPI	S	Opponent	Score	RPI	S	Opponent	Score	RPI	S	Opponent	Score
3	A	Louisville	68 85	40	H	Indiana	78 82	53	A	Purdue	84 64	107	A	Ohio St.	78 69
11	A	Iowa	71 77					53	H	Purdue	67 61	112	H	Minnesota	63 57
17	H	Maryland	63 81					57	A	Michigan	61 67	115	A	Creighton	65 74
19	H	Rutgers	56 62					57	H	Michigan	70 56	118	H	Kansas	58 52
22	H	Drake	77 83					82	A	Arkansas	80 84	122	A	Washington St.	84 87
23	A	Miami (FL)	68 82					90	H	Northwestern	54 58	169	H	Denver	96 71
								93	N	Radford	77 39	186	A	Illinois	77 67
												188	A	Wisconsin	69 70
												323	H	San Jose St.	96 63
												343	H	USC Upstate	87 64
LAST 12 Division I GAMES:															
53	H	Purdue	67 61	112	H	Minnesota	63 57								
57	A	Michigan	61 67	186	A	Illinois	77 67								
40	H	Indiana	78 82	19	H	Rutgers	56 62								
53	A	Purdue	84 64	17	H	Maryland	63 81								
188	A	Wisconsin	69 70	11	A	Iowa	71 77								
90	H	Northwestern	54 58	107	A	Ohio St.	78 69								

Non-Div I Games:

Nebraska

■ Loss,
■ Non-Conf, S Site,
■ Home
■ Away
N Neutral

Nevada

Through Games Of Feb. 12, 2019

Average RPI Win:	269	WON-LOST	WINNING	LAST 10	STRENGTH OF	OPP. STRENGTH	TEAM	ADJ.	CONF.	ADJ CONF.
Average RPI Loss:	111	RECORD	PCT. RANK	GAMES	SCHEDULE	OF SCHEDULE	RPI	RPI	RPI	RPI
DIV. I ONLY	7- 14	256	0- 1	155	136	233	233	15	15	
DIV. I NON-CONF.	3- 7	256	0- 1	210	111	280	280	13	13	
TOTALS	RPI 1-25	RPI 26-50	W-L RECORDS	RPI 51-100	RPI 101-150	RPI 150+				
7- 14	0- 0	0- 3	OVERALL	0- 5	0- 3	7- 3				
4- 7	0- 0	0- 2	HOME	0- 2	0- 3	4- 0				
3- 5	0- 0	0- 1	AWAY	0- 1	0- 0	3- 3				
0- 2	0- 0	0- 0	NEUTRAL	0- 2	0- 0	0- 0				
3- 7	0- 0	0- 1	NON-CONFERENCE	0- 3	0- 2	3- 1				
2- 4	0- 0	0- 1	HOME	0- 1	0- 2	2- 0				
1- 1	0- 0	0- 0	AWAY	0- 0	0- 0	1- 1				
0- 2	0- 0	0- 0	NEUTRAL	0- 2	0- 0	0- 0				
4- 7	0- 0	0- 2	CONFERENCE	0- 2	0- 1	4- 2				
2- 3	0- 0	0- 1	HOME	0- 1	0- 1	2- 0				
2- 4	0- 0	0- 1	AWAY	0- 1	0- 0	2- 2				
0- 0	0- 0	0- 0	NEUTRAL	0- 0	0- 0	0- 0				

RPI 1-25				RPI 26-50				RPI 51-100				RPI 101+ Team's RPI: 233			
RPI	S	Opponent	Score	RPI	S	Opponent	Score	RPI	S	Opponent	Score	RPI	S	Opponent	Score
				48	A	New Mexico	74 85	51	H	Utah	52 74	113	H	Fresno St.	63 79
				48	H	New Mexico	64 66	66	A	Boise St.	65 80	134	H	Colorado	52 65
				49	H	Southern California	51 72	66	H	Boise St.	74 75	139	H	Texas Tech	67 86
								92	N	UC Davis	68 84	184	A	Santa Clara	48 56
								97	N	Northern Ill.	69 98	216	H	UNLV	70 62
												221	A	Utah St.	76 79
												243	H	Hawaii	79 78
												249	A	Colorado St.	62 38
												249	H	Colorado St.	68 57
												252	A	Air Force	74 79
												259	A	Long Beach St.	76 67
												323	A	San Jose St.	52 49
												342	H	Seattle U	67 54
LAST 12 Division I GAMES:															
				97	N	Northern Ill.	69 98	252	A	Air Force	74 79				
				48	A	New Mexico	74 85	66	H	Boise St.	74 75				
				249	H	Colorado St.	68 57	113	H	Fresno St.	63 79				
				66	A	Boise St.	65 80	323	A	San Jose St.	52 49				
				216	H	UNLV	70 62	48	H	New Mexico	64 66				
				249	A	Colorado St.	62 38	221	A	Utah St.	76 79				

Non-Div I Games: Stanislaus St. 75 52

Nevada

■ Loss,
 ■ Non-Conf,
 ■ S Site,
 ■ Home
 ■ A Away
 N Neutral

New Hampshire

Through Games Of Feb. 12, 2019

Average RPI Win:	285	WON-LOST	WINNING	LAST 10	STRENGTH OF	OPP. STRENGTH	TEAM	ADJ.	CONF.	ADJ CONF.
Average RPI Loss:	186	RECORD	PCT. RANK	GAMES	SCHEDULE	OF SCHEDULE	RPI	RPI	RPI	RPI
DIV. I ONLY	5- 18	315	1- 0	260	270	313	313	23	23	
DIV. I NON-CONF.	2- 10	311	0- 0	243	286	330	330	25	25	
TOTALS	RPI 1-25	RPI 26-50	W-L RECORDS	RPI 51-100	RPI 101-150	RPI 150+				
5- 18	0- 0	0- 0	OVERALL	0- 4	0- 4	5- 10				
3- 7	0- 0	0- 0	HOME	0- 2	0- 1	3- 4				
2- 11	0- 0	0- 0	AWAY	0- 2	0- 3	2- 6				
0- 0	0- 0	0- 0	NEUTRAL	0- 0	0- 0	0- 0				
2- 10	0- 0	0- 0	NON-CONFERENCE	0- 2	0- 3	2- 5				
2- 3	0- 0	0- 0	HOME	0- 1	0- 0	2- 2				
0- 7	0- 0	0- 0	AWAY	0- 1	0- 3	0- 3				
0- 0	0- 0	0- 0	NEUTRAL	0- 0	0- 0	0- 0				
3- 8	0- 0	0- 0	CONFERENCE	0- 2	0- 1	3- 5				
1- 4	0- 0	0- 0	HOME	0- 1	0- 1	1- 2				
2- 4	0- 0	0- 0	AWAY	0- 1	0- 0	2- 3				
0- 0	0- 0	0- 0	NEUTRAL	0- 0	0- 0	0- 0				

RPI 1-25				RPI 26-50				RPI 51-100				RPI 101+				Team's RPI: 313	
RPI	S	Opponent	Score	RPI	S	Opponent	Score	RPI	S	Opponent	Score	RPI	S	Opponent	Score		
								75	A	Maine	46	67	106	H	Hartford	48	66
								75	H	Maine	45	69	112	A	Minnesota	47	70
								78	A	Northeastern	54	69	143	A	Boston U.	39	60
								94	H	Princeton	42	90	148	A	South Fla.	36	79
													159	H	Stony Brook	63	82
													200	H	Dartmouth	42	62
													210	H	Holy Cross	74	62
													225	H	Sacred Heart	60	71
													227	A	Brown	70	76
													240	A	Albany (NY)	41	59
													264	A	Binghamton	54	53
													264	H	Binghamton	62	71
													277	A	Vermont	60	69
													298	A	Central Conn. St.	47	56
													300	A	UMBC	62	64
													307	H	Bryant	79	74
													320	A	North Dakota St.	51	56
													322	A	UMass Lowell	56	53
													322	H	UMass Lowell	54	46
LAST 12 Division I GAMES:																	
				264	A	Binghamton	54	53				277	A	Vermont	60	69	
				322	H	UMass Lowell	54	46				159	H	Stony Brook	63	82	
				75	H	Maine	45	69				322	A	UMass Lowell	56	53	
				240	A	Albany (NY)	41	59				264	H	Binghamton	62	71	
				300	A	UMBC	62	64				75	A	Maine	46	67	
				106	H	Hartford	48	66				94	H	Princeton	42	90	

Non-Div I Games: U New England 68 44

New Hampshire

■ Loss,
 ■ Non-Conf,
 ■ S Site,
 ■ H Home
 ■ A Away
 N Neutral

Average RPI Win:	181	WON-LOST	WINNING	LAST 10	STRENGTH OF	OPP. STRENGTH	TEAM	ADJ.	CONF.	ADJ CONF.
Average RPI Loss:	157	RECORD	PCT. RANK	GAMES	SCHEDULE	OF SCHEDULE	RPI	RPI	RPI	RPI
DIV. I ONLY	19- 3	15	1- 0	183	124	48	48	15	15	
DIV. I NON-CONF.	10- 1	17	1- 0	99	156	24	24	13	13	
TOTALS	RPI 1-25	RPI 26-50	W-L RECORDS	RPI 51-100	RPI 101-150	RPI 150+				
19- 3	0- 0	1- 1	OVERALL	1- 0	3- 0	14- 2				
13- 1	0- 0	0- 1	HOME	1- 0	2- 0	10- 0				
6- 2	0- 0	1- 0	AWAY	0- 0	1- 0	4- 2				
0- 0	0- 0	0- 0	NEUTRAL	0- 0	0- 0	0- 0				
10- 1	0- 0	0- 1	NON-CONFERENCE	1- 0	2- 0	7- 0				
7- 1	0- 0	0- 1	HOME	1- 0	1- 0	5- 0				
3- 0	0- 0	0- 0	AWAY	0- 0	1- 0	2- 0				
0- 0	0- 0	0- 0	NEUTRAL	0- 0	0- 0	0- 0				
9- 2	0- 0	1- 0	CONFERENCE	0- 0	1- 0	7- 2				
6- 0	0- 0	0- 0	HOME	0- 0	1- 0	5- 0				
3- 2	0- 0	1- 0	AWAY	0- 0	0- 0	2- 2				
0- 0	0- 0	0- 0	NEUTRAL	0- 0	0- 0	0- 0				

RPI S	Opponent	Score	RPI S	Opponent	Score	RPI S	Opponent	Score	RPI S	Opponent	Score
47	A Wyoming	78 75	50	H Auburn	76 79	52	H SFA	74 33	101	A Houston	89 84
									106	H Hartford	72 65
									113	H Fresno St.	82 73
									162	H Oklahoma	84 80
									166	A New Mexico St.	75 50
									166	H New Mexico St.	83 58
									181	H Texas St.	82 51
									204	A San Diego St.	59 61
									204	H San Diego St.	70 62
									216	A UNLV	57 66
									216	H UNLV	80 77
									221	A Utah St.	68 64
									232	H Sacramento St.	85 53
									233	A Nevada	66 64
									233	H Nevada	85 74
									234	A Northern Ariz.	84 55
									249	H Colorado St.	70 58
									252	H Air Force	78 57
									265	H UTEP	69 51
LAST 12 Division I GAMES:											
52	H SFA	74 33	221	A Utah St.	68 64						
106	H Hartford	72 65	216	H UNLV	80 77						
50	H Auburn	76 79	47	A Wyoming	78 75						
233	H Nevada	85 74	204	H San Diego St.	70 62						
204	A San Diego St.	59 61	249	H Colorado St.	70 58						
113	H Fresno St.	82 73	216	A UNLV	57 66						

Non-Div I Games:

New Mexico

■ Loss,
 ■ Non-Conf, S Site,
 ■ Home
 ■ Away
 N Neutral

Average RPI Win:	280	WON-LOST	WINNING	LAST 10	STRENGTH OF	OPP. STRENGTH	TEAM	ADJ.	CONF.	ADJ CONF.
Average RPI Loss:	146	RECORD	PCT. RANK	GAMES	SCHEDULE	OF SCHEDULE	RPI	RPI	RPI	RPI
DIV. I ONLY	15- 6	66	1- 0	305	341	166	166	30	30	
DIV. I NON-CONF.	6- 5	143	1- 0	171	329	153	153	30	30	
TOTALS	RPI 1-25	RPI 26-50	W-L RECORDS	RPI 51-100	RPI 101-150	RPI 150+				
15- 6	0- 0	0- 2	OVERALL	0- 0	0- 1	15- 3				
7- 2	0- 0	0- 1	HOME	0- 0	0- 0	7- 1				
7- 3	0- 0	0- 1	AWAY	0- 0	0- 0	7- 2				
1- 1	0- 0	0- 0	NEUTRAL	0- 0	0- 1	1- 0				
6- 5	0- 0	0- 2	NON-CONFERENCE	0- 0	0- 1	6- 2				
1- 2	0- 0	0- 1	HOME	0- 0	0- 0	1- 1				
4- 2	0- 0	0- 1	AWAY	0- 0	0- 0	4- 1				
1- 1	0- 0	0- 0	NEUTRAL	0- 0	0- 1	1- 0				
9- 1	0- 0	0- 0	CONFERENCE	0- 0	0- 0	9- 1				
6- 0	0- 0	0- 0	HOME	0- 0	0- 0	6- 0				
3- 1	0- 0	0- 0	AWAY	0- 0	0- 0	3- 1				
0- 0	0- 0	0- 0	NEUTRAL	0- 0	0- 0	0- 0				

RPI 1-25			RPI 26-50			RPI 51-100			RPI 101+ Team's RPI: 166		
RPI	S	Opponent	Score	RPI	S	Opponent	Score	RPI	S	Opponent	Score
				48	A	New Mexico	58 83	110	N	South Alabama	67 68
				48	H	New Mexico	50 75	165	A	UC Riverside	64 65
								167	H	Abilene Christian	46 58
								169	H	Denver	66 64
								219	H	UTRGV	71 63
								236	A	UMKC	90 86
								262	H	California Baptist	76 69
								265	A	UTEP	69 65
								267	A	A&M-Corpus Christi	67 65
								274	A	CSU Bakersfield	61 59
								274	H	CSU Bakersfield	61 48
								281	H	Utah Valley	58 52
								284	A	Western Mich.	66 54
								293	A	UC Santa Barbara	81 73
								338	A	Grand Canyon	51 54
								338	H	Grand Canyon	81 52
								342	H	Seattle U	75 55
								348	A	Chicago St.	87 66
								350	N	Alcorn	82 64
LAST 12 Division I GAMES:											
350	N	Alcorn	82 64	281	H	Utah Valley	58 52				
338	H	Grand Canyon	81 52	342	H	Seattle U	75 55				
274	H	CSU Bakersfield	61 48	274	A	CSU Bakersfield	61 59				
348	A	Chicago St.	87 66	338	A	Grand Canyon	51 54				
236	A	UMKC	90 86	262	H	California Baptist	76 69				
219	H	UTRGV	71 63	293	A	UC Santa Barbara	81 73				

Non-Div I Games: Tex. Permian Basin 70 38 Northern N.M. 101 51

New Mexico St.

■ Loss,
 ■ Non-Conf,
 ■ S Site,
 ■ Home
 ■ A Away
 N Neutral

Average RPI Win:	309	WON-LOST	WINNING	LAST 10	STRENGTH OF	OPP. STRENGTH	TEAM	ADJ.	CONF.	ADJ CONF.
Average RPI Loss:	178	RECORD	PCT. RANK	GAMES	SCHEDULE	OF SCHEDULE	RPI	RPI	RPI	RPI
DIV. I ONLY	5- 13	288	0- 0	319	254	318	318	25	25	
DIV. I NON-CONF.	1- 5	311	0- 0	138	82	230	230	23	23	
TOTALS	RPI 1-25	RPI 26-50	W-L RECORDS	RPI 51-100	RPI 101-150	RPI 150+				
5- 13	0- 1	0- 1	OVERALL	0- 2	0- 1	5- 8				
3- 5	0- 0	0- 0	HOME	0- 1	0- 0	3- 4				
2- 8	0- 1	0- 1	AWAY	0- 1	0- 1	2- 4				
0- 0	0- 0	0- 0	NEUTRAL	0- 0	0- 0	0- 0				
1- 5	0- 1	0- 1	NON-CONFERENCE	0- 0	0- 1	1- 2				
0- 1	0- 0	0- 0	HOME	0- 0	0- 0	0- 1				
1- 4	0- 1	0- 1	AWAY	0- 0	0- 1	1- 1				
0- 0	0- 0	0- 0	NEUTRAL	0- 0	0- 0	0- 0				
4- 8	0- 0	0- 0	CONFERENCE	0- 2	0- 0	4- 6				
3- 4	0- 0	0- 0	HOME	0- 1	0- 0	3- 3				
1- 4	0- 0	0- 0	AWAY	0- 1	0- 0	1- 3				
0- 0	0- 0	0- 0	NEUTRAL	0- 0	0- 0	0- 0				

RPI 1-25				RPI 26-50				RPI 51-100				RPI 101+ Team's RPI: 318			
RPI	S	Opponent	Score	RPI	S	Opponent	Score	RPI	S	Opponent	Score	RPI	S	Opponent	Score
23	A	Miami (FL)	38 78	31	A	Rice	56 67	52	A	SFA	38 97	127	A	Pittsburgh	38 90
								59	H	Lamar University	57 79	167	H	Abilene Christian	52 59
												172	A	Xavier	45 61
												178	H	Nicholls St.	62 76
												229	A	Memphis	66 59
												267	A	A&M-Corpus Christi	51 57
												288	H	Central Ark.	60 62
												296	H	La.-Monroe	44 57
												321	A	Incarnate Word	69 81
												321	H	Incarnate Word	58 55
												330	H	McNeese	88 76
												332	A	Northwestern St.	67 62
												332	H	Northwestern St.	84 73
												333	A	Houston Baptist	74 83
LAST 12 Division I GAMES:															
178	H	Nicholls St.	62 76	267	A	A&M-Corpus Christi	51 57								
332	H	Northwestern St.	84 73	52	A	SFA	38 97								
321	H	Incarnate Word	58 55	330	H	McNeese	88 76								
332	A	Northwestern St.	67 62	59	H	Lamar University	57 79								
321	A	Incarnate Word	69 81	333	A	Houston Baptist	74 83								
288	H	Central Ark.	60 62	167	H	Abilene Christian	52 59								

Non-Div I Games: Dillard 68 59 Centenary (LA) 104 42 Trinity Baptist 93 38

New Orleans

Loss, Non-Conf, S Site, H Home A Away N Neutral

Niagara

Through Games Of Feb. 12, 2019

Average RPI Win:	306	WON-LOST	WINNING	LAST 10	STRENGTH OF	OPP. STRENGTH	TEAM	ADJ.	CONF.	ADJ CONF.
Average RPI Loss:	129	RECORD	PCT. RANK	GAMES	SCHEDULE	OF SCHEDULE	RPI	RPI	RPI	RPI
DIV. I ONLY	11- 13	189	1- 0	285	185	238	238	26	26	
DIV. I NON-CONF.	4- 8	241	1- 0	176	92	246	246	28	28	
TOTALS	RPI 1-25	RPI 26-50	W-L RECORDS	RPI 51-100	RPI 101-150	RPI 150+				
11- 13	0- 3	0- 0	OVERALL	0- 4	0- 1	11- 5				
7- 4	0- 0	0- 0	HOME	0- 1	0- 1	7- 2				
3- 8	0- 3	0- 0	AWAY	0- 2	0- 0	3- 3				
1- 1	0- 0	0- 0	NEUTRAL	0- 1	0- 0	1- 0				
4- 8	0- 3	0- 0	NON-CONFERENCE	0- 2	0- 0	4- 3				
3- 2	0- 0	0- 0	HOME	0- 0	0- 0	3- 2				
0- 5	0- 3	0- 0	AWAY	0- 1	0- 0	0- 1				
1- 1	0- 0	0- 0	NEUTRAL	0- 1	0- 0	1- 0				
7- 5	0- 0	0- 0	CONFERENCE	0- 2	0- 1	7- 2				
4- 2	0- 0	0- 0	HOME	0- 1	0- 1	4- 0				
3- 3	0- 0	0- 0	AWAY	0- 1	0- 0	3- 2				
0- 0	0- 0	0- 0	NEUTRAL	0- 0	0- 0	0- 0				

RPI 1-25				RPI 26-50				RPI 51-100				RPI 101+ Team's RPI: 238			
RPI	S	Opponent	Score	RPI	S	Opponent	Score	RPI	S	Opponent	Score	RPI	S	Opponent	Score
9	A	Syracuse	45 94					65	A	Quinnipiac	42 62	145	H	Marist	58 87
10	A	Iowa St.	35 95					65	H	Quinnipiac	55 96	212	H	St. Bonaventure	48 76
25	A	Buffalo	61 88					70	A	West Virginia	32 84	213	A	Monmouth	54 76
								73	N	Yale	64 67	230	H	Howard	61 68
												247	H	Colgate	74 69
												255	A	Saint Joseph's	54 68
												264	H	Binghamton	79 72
												295	N	Morgan St.	67 57
												303	A	Fairfield	54 55
												303	H	Fairfield	71 68
												306	A	Manhattan	58 54
												306	H	Manhattan	61 51
												326	H	Coppin St.	71 69
												328	A	Saint Peter's	75 66
												328	H	Saint Peter's	81 57
												331	A	Iona	58 46
												331	H	Iona	72 53
LAST 12 Division I GAMES:															
295	N	Morgan St.	67 57	213	A	Monmouth	54 76								
73	N	Yale	64 67	306	A	Manhattan	58 54								
303	A	Fairfield	54 55	303	H	Fairfield	71 68								
65	A	Quinnipiac	42 62	65	H	Quinnipiac	55 96								
331	H	Iona	72 53	331	A	Iona	58 46								
328	H	Saint Peter's	81 57	328	A	Saint Peter's	75 66								

Non-Div I Games:

Niagara

■ Loss,
 ■ Non-Conf,
 ■ S Site,
 ■ H Home
 ■ A Away
 N Neutral

Average RPI Win:	292	WON-LOST	WINNING	LAST 10	STRENGTH OF	OPP. STRENGTH	TEAM	ADJ.	CONF.	ADJ CONF.
Average RPI Loss:	114	RECORD	PCT. RANK	GAMES	SCHEDULE	OF SCHEDULE	RPI	RPI	RPI	RPI
DIV. I ONLY	11- 9	143	0- 1	299	220	178	178	25	25	
DIV. I NON-CONF.	4- 6	212	0- 1	199	96	170	170	23	23	
TOTALS	RPI 1-25	RPI 26-50	W-L RECORDS	RPI 51-100	RPI 101-150	RPI 150+				
11- 9	0- 1	0- 1	OVERALL	0- 3	0- 1	11- 3				
5- 1	0- 0	0- 0	HOME	0- 0	0- 0	5- 1				
5- 7	0- 1	0- 1	AWAY	0- 3	0- 1	5- 1				
1- 1	0- 0	0- 0	NEUTRAL	0- 0	0- 0	1- 1				
4- 6	0- 1	0- 1	NON-CONFERENCE	0- 1	0- 1	4- 2				
1- 0	0- 0	0- 0	HOME	0- 0	0- 0	1- 0				
2- 5	0- 1	0- 1	AWAY	0- 1	0- 1	2- 1				
1- 1	0- 0	0- 0	NEUTRAL	0- 0	0- 0	1- 1				
7- 3	0- 0	0- 0	CONFERENCE	0- 2	0- 0	7- 1				
4- 1	0- 0	0- 0	HOME	0- 0	0- 0	4- 1				
3- 2	0- 0	0- 0	AWAY	0- 2	0- 0	3- 0				
0- 0	0- 0	0- 0	NEUTRAL	0- 0	0- 0	0- 0				

RPI 1-25				RPI 26-50				RPI 51-100				RPI 101+ Team's RPI: 178			
RPI	S	Opponent	Score	RPI	S	Opponent	Score	RPI	S	Opponent	Score	RPI	S	Opponent	Score
2	A	Baylor	39 100	50	A	Auburn	59 80	52	A	SFA	62 70	144	A	Tulane	46 71
								56	A	LSU	44 76	152	N	Delaware	56 71
								59	A	Lamar University	65 78	181	A	Texas St.	67 72
												211	N	Texas Southern	58 57
												265	A	UTEP	58 56
												267	H	A&M-Corpus Christi	85 55
												276	A	Southeastern La.	73 66
												288	A	Central Ark.	64 60
												296	A	La.-Monroe	55 54
												310	H	Mississippi Val.	72 47
												318	A	New Orleans	76 62
												321	H	Incarinate Word	86 62
												330	H	McNeese	68 69
												332	H	Northwestern St.	97 86
												333	H	Houston Baptist	77 54
LAST 12 Division I GAMES:															
152	N	Delaware	56 71	288	A	Central Ark.	64 60								
181	A	Texas St.	67 72	330	H	McNeese	68 69								
318	A	New Orleans	76 62	333	H	Houston Baptist	77 54								
276	A	Southeastern La.	73 66	52	A	SFA	62 70								
59	A	Lamar University	65 78	321	H	Incarinate Word	86 62								
267	H	A&M-Corpus Christi	85 55	332	H	Northwestern St.	97 86								

Non-Div I Games: Southern-N.O. 86 49 William Carey 86 45

Nicholls St.

Loss, Non-Conf, S Site, H Home A Away N Neutral

Average RPI Win:	304	WON-LOST	WINNING	LAST 10	STRENGTH OF	OPP. STRENGTH	TEAM	ADJ.	CONF.	ADJ CONF.
Average RPI Loss:	181	RECORD	PCT. RANK	GAMES	SCHEDULE	OF SCHEDULE	RPI	RPI	RPI	RPI
DIV. I ONLY	10- 11	182	1- 0	340	313	266	266	32	32	
DIV. I NON-CONF.	3- 8	267	1- 0	280	163	303	303	32	32	
TOTALS	RPI 1-25	RPI 26-50	W-L RECORDS	RPI 51-100	RPI 101-150	RPI 150+				
10- 11	0- 0	0- 0	OVERALL	0- 1	0- 2	10- 8				
5- 3	0- 0	0- 0	HOME	0- 0	0- 0	5- 3				
4- 8	0- 0	0- 0	AWAY	0- 1	0- 2	4- 5				
1- 0	0- 0	0- 0	NEUTRAL	0- 0	0- 0	1- 0				
3- 8	0- 0	0- 0	NON-CONFERENCE	0- 1	0- 2	3- 5				
2- 2	0- 0	0- 0	HOME	0- 0	0- 0	2- 2				
0- 6	0- 0	0- 0	AWAY	0- 1	0- 2	0- 3				
1- 0	0- 0	0- 0	NEUTRAL	0- 0	0- 0	1- 0				
7- 3	0- 0	0- 0	CONFERENCE	0- 0	0- 0	7- 3				
3- 1	0- 0	0- 0	HOME	0- 0	0- 0	3- 1				
4- 2	0- 0	0- 0	AWAY	0- 0	0- 0	4- 2				
0- 0	0- 0	0- 0	NEUTRAL	0- 0	0- 0	0- 0				

RPI 1-25			RPI 26-50			RPI 51-100			RPI 101+			Team's RPI: 266
RPI	S	Opponent	Score	RPI	S	Opponent	Score	RPI	S	Opponent	Score	
						71 A Old Dominion	53 69			119 A Wake Forest	61 63	
										128 A High Point	51 83	
										151 A Lehigh	41 62	
										163 H William & Mary	44 55	
										177 H UMES	43 59	
										194 A Ole Miss	42 60	
										201 H Navy	65 58	
										230 A Howard	70 74	
										235 H Campbell	49 57	
										237 N Liberty	66 53	
										239 A Bethune-Cookman	58 65	
										239 H Bethune-Cookman	57 50	
										285 A La Salle	52 62	
										305 A South Carolina St.	57 50	
										326 A Coppin St.	68 63	
										340 H Longwood	74 42	
										345 A Savannah St.	78 42	
										346 H Delaware St.	63 50	
										349 A Florida A&M	69 45	
										349 H Florida A&M	60 58	
LAST 12 Division I GAMES:												
						237 N Liberty	66 53			345 A Savannah St.	78 42	
						349 A Florida A&M	69 45			239 H Bethune-Cookman	57 50	
						239 A Bethune-Cookman	58 65			326 A Coppin St.	68 63	
						230 A Howard	70 74			349 H Florida A&M	60 58	
						177 H UMES	43 59			346 H Delaware St.	63 50	
						305 A South Carolina St.	57 50			119 A Wake Forest	61 63	

Non-Div I Games: Cheyney 93 40 Saint Augustine's 71 38

Norfolk St.

Loss, Non-Conf, S Site, H Home A Away N Neutral

Average RPI Win:	272	WON-LOST	WINNING	LAST 10	STRENGTH OF	OPP. STRENGTH	TEAM	ADJ.	CONF.	ADJ CONF.
Average RPI Loss:	105	RECORD	PCT. RANK	GAMES	SCHEDULE	OF SCHEDULE	RPI	RPI	RPI	RPI
DIV. I ONLY	13- 3	25	0- 0	341	249	137	137	24	24	
DIV. I NON-CONF.	5- 1	37	0- 0	348	180	166	166	26	26	
TOTALS	RPI 1-25	RPI 26-50	W-L RECORDS	RPI 51-100	RPI 101-150	RPI 150+				
13- 3	0- 0	0- 0	OVERALL	0- 2	0- 0	13- 1				
5- 1	0- 0	0- 0	HOME	0- 1	0- 0	5- 0				
6- 2	0- 0	0- 0	AWAY	0- 1	0- 0	6- 1				
2- 0	0- 0	0- 0	NEUTRAL	0- 0	0- 0	2- 0				
5- 1	0- 0	0- 0	NON-CONFERENCE	0- 0	0- 0	5- 1				
1- 0	0- 0	0- 0	HOME	0- 0	0- 0	1- 0				
2- 1	0- 0	0- 0	AWAY	0- 0	0- 0	2- 1				
2- 0	0- 0	0- 0	NEUTRAL	0- 0	0- 0	2- 0				
8- 2	0- 0	0- 0	CONFERENCE	0- 2	0- 0	8- 0				
4- 1	0- 0	0- 0	HOME	0- 1	0- 0	4- 0				
4- 1	0- 0	0- 0	AWAY	0- 1	0- 0	4- 0				
0- 0	0- 0	0- 0	NEUTRAL	0- 0	0- 0	0- 0				

RPI S	Opponent	Score	RPI S	Opponent	Score	RPI S	Opponent	Score	RPI S	Opponent	Score	Team's RPI: 137
						72	A FGCU	51 76	172	A Xavier	81 94	
						72	H FGCU	52 68	176	A Vanderbilt	74 71	
									205	H Stetson	71 55	
									222	N Southeast Mo. St.	80 67	
									244	A Jacksonville	62 59	
									250	H Alabama St.	68 42	
									273	A North Florida	70 64	
									273	H North Florida	77 62	
									304	H Kennesaw St.	80 55	
									310	A Mississippi Val.	86 72	
									312	A NJIT	77 54	
									312	H NJIT	72 60	
									324	A Lipscomb	81 60	
									337	N Western Caro.	89 66	
LAST 12 Division I GAMES:												
273	H North Florida	77 62	244	A Jacksonville	62 59							
72	A FGCU	51 76	312	H NJIT	72 60							
324	A Lipscomb	81 60	72	H FGCU	52 68							
312	A NJIT	77 54	273	A North Florida	70 64							
304	H Kennesaw St.	80 55	310	A Mississippi Val.	86 72							
205	H Stetson	71 55	172	A Xavier	81 94							

Non-Div I Games: Stillman 99 43 Martin Methodist 79 48 Lane 98 57 Blue Mountain (MS) 70 42
North Ala.

North Carolina

Through Games Of Feb. 12, 2019

Average RPI Win:	103	WON-LOST	WINNING	LAST 10	STRENGTH OF	OPP. STRENGTH	TEAM	ADJ.	CONF.	ADJ CONF.
Average RPI Loss:	52	RECORD	PCT. RANK	GAMES	SCHEDULE	OF SCHEDULE	RPI	RPI	RPI	RPI
DIV. I ONLY	15- 10	120	1- 0	4	19	24	24	1	1	
DIV. I NON-CONF.	9- 5	104	0- 0	37	81	50	50	1	1	
TOTALS	RPI 1-25	RPI 26-50	W-L RECORDS	RPI 51-100	RPI 101-150	RPI 150+				
15- 10	2- 4	3- 2	OVERALL	3- 2	4- 2	3- 0				
8- 3	1- 1	1- 0	HOME	1- 2	3- 0	2- 0				
4- 5	1- 3	0- 0	AWAY	2- 0	0- 2	1- 0				
3- 2	0- 0	2- 2	NEUTRAL	0- 0	1- 0	0- 0				
9- 5	0- 0	2- 2	NON-CONFERENCE	1- 1	3- 2	3- 0				
5- 1	0- 0	0- 0	HOME	1- 1	2- 0	2- 0				
1- 2	0- 0	0- 0	AWAY	0- 0	0- 2	1- 0				
3- 2	0- 0	2- 2	NEUTRAL	0- 0	1- 0	0- 0				
6- 5	2- 4	1- 0	CONFERENCE	2- 1	1- 0	0- 0				
3- 2	1- 1	1- 0	HOME	0- 1	1- 0	0- 0				
3- 3	1- 3	0- 0	AWAY	2- 0	0- 0	0- 0				
0- 0	0- 0	0- 0	NEUTRAL	0- 0	0- 0	0- 0				

RPI S	Opponent	Score	RPI S	Opponent	Score	RPI S	Opponent	Score	RPI S	Opponent	Score
1	H Notre Dame	78 73	26	N Kentucky	75 85	58	A Clemson	70 64	103	H UNCW	82 55
3	A Louisville	66 73	31	N Rice	71 50	68	A Virginia Tech	81 69	107	A Ohio St.	69 76
9	A Syracuse	77 90	38	N UCLA	83 49	74	H Duke	69 85	108	H VCU	59 47
12	A NC State	64 51	42	H Georgia Tech	91 90	75	H Maine	73 85	119	H Wake Forest	84 61
16	H Florida St.	63 64	50	N Auburn	81 86	85	H Kent St.	73 60	134	A Colorado	74 86
23	A Miami (FL)	68 76							148	N South Fla.	71 69
									190	A Elon	100 69
									230	H Howard	85 63
									314	H UNC Greensboro	83 62
LAST 12 Division I GAMES:											
58	A Clemson	70 64	23	A Miami (FL)	68 76						
74	H Duke	69 85	119	H Wake Forest	84 61						
12	A NC State	64 51	9	A Syracuse	77 90						
42	H Georgia Tech	91 90	16	H Florida St.	63 64						
1	H Notre Dame	78 73	3	A Louisville	66 73						
68	A Virginia Tech	81 69	230	H Howard	85 63						

Non-Div I Games:

North Carolina

Loss, Non-Conf, S Site, H Home A Away N Neutral

North Dakota

Through Games Of Feb. 12, 2019

Average RPI Win:	276	WON-LOST	WINNING	LAST 10	STRENGTH OF	OPP. STRENGTH	TEAM	ADJ.	CONF.	ADJ CONF.
Average RPI Loss:	138	RECORD	PCT. RANK	GAMES	SCHEDULE	OF SCHEDULE	RPI	RPI	RPI	RPI
DIV. I ONLY	9- 15	244	0- 1	241	154	224	224	19	19	
DIV. I NON-CONF.	4- 8	241	0- 0	193	108	193	193	19	19	
TOTALS	RPI 1-25	RPI 26-50	W-L RECORDS	RPI 51-100	RPI 101-150	RPI 150+				
9- 15	0- 2	0- 3	OVERALL	0- 1	0- 1	9- 8				
3- 4	0- 0	0- 2	HOME	0- 0	0- 0	3- 2				
4- 11	0- 2	0- 1	AWAY	0- 1	0- 1	4- 6				
2- 0	0- 0	0- 0	NEUTRAL	0- 0	0- 0	2- 0				
4- 8	0- 2	0- 0	NON-CONFERENCE	0- 1	0- 1	4- 4				
0- 1	0- 0	0- 0	HOME	0- 0	0- 0	0- 1				
2- 7	0- 2	0- 0	AWAY	0- 1	0- 1	2- 3				
2- 0	0- 0	0- 0	NEUTRAL	0- 0	0- 0	2- 0				
5- 7	0- 0	0- 3	CONFERENCE	0- 0	0- 0	5- 4				
3- 3	0- 0	0- 2	HOME	0- 0	0- 0	3- 1				
2- 4	0- 0	0- 1	AWAY	0- 0	0- 0	2- 3				
0- 0	0- 0	0- 0	NEUTRAL	0- 0	0- 0	2- 0				

RPI 1-25				RPI 26-50				RPI 51-100				RPI 101+ Team's RPI: 224			
RPI	S	Opponent	Score	RPI	S	Opponent	Score	RPI	S	Opponent	Score	RPI	S	Opponent	Score
9	A	Syracuse	49 85	29	A	South Dakota St.	58 81	83	A	UNI	60 64	133	A	Penn St.	68 75
10	A	Iowa St.	35 87	29	H	South Dakota St.	48 66					169	A	Denver	66 87
				39	H	South Dakota	50 80					175	A	Oral Roberts	75 67
												191	A	Illinois St.	55 67
												193	H	Milwaukee	46 64
												196	A	Massachusetts	59 52
												205	A	Stetson	63 74
												217	A	Western Ill.	90 111
												217	H	Western Ill.	80 92
												228	A	Rhode Island	63 77
												241	N	San Francisco	100 97
												284	N	Western Mich.	62 50
												292	A	Valparaiso	62 56
												319	A	Omaha	69 68
												319	H	Omaha	68 57
												320	A	North Dakota St.	57 69
												320	H	North Dakota St.	70 58
												334	H	Purdue Fort Wayne	79 60
LAST 12 Division I GAMES:															
29	A	South Dakota St.	58 81	29	H	South Dakota St.	48 66								
320	H	North Dakota St.	70 58	217	H	Western Ill.	80 92								
319	A	Omaha	69 68	319	H	Omaha	68 57								
217	A	Western Ill.	90 111	169	A	Denver	66 87								
39	H	South Dakota	50 80	175	A	Oral Roberts	75 67								
320	A	North Dakota St.	57 69	334	H	Purdue Fort Wayne	79 60								

Non-Div I Games: Mayville St. 84 50

North Dakota

Loss, Non-Conf, S Site, H Home A Away N Neutral

Non-Conference Record				Through Games Of Feb. 17, 1919						
Average RPI Win:	276	WON-LOST	WINNING	LAST 10	STRENGTH OF	OPP. STRENGTH	TEAM	ADJ.	CONF.	ADJ CONF.
Average RPI Loss:	169	RECORD	PCT. RANK	GAMES	SCHEDULE	OF SCHEDULE	RPI	RPI	RPI	RPI
DIV. I ONLY	5- 17	309	0- 1	282	201	320	320	19	19	
DIV. I NON-CONF.	2- 9	297	0- 0	296	193	328	328	19	19	

TOTALS	RPI 1-25	RPI 26-50		W-L RECORDS		RPI 51-100	RPI 101-150	RPI 150+		
5- 17	0- 0	0- 2		OVERALL		0- 2	0- 1	5- 12		
4- 5	0- 0	0- 1		HOME		0- 0	0- 1	4- 3		
1- 10	0- 0	0- 1		AWAY		0- 2	0- 0	1- 7		
0- 2	0- 0	0- 0		NEUTRAL		0- 0	0- 0	0- 2		
2- 9	0- 0	0- 0		NON-CONFERENCE		0- 2	0- 1	2- 6		
1- 3	0- 0	0- 0		HOME		0- 0	0- 1	1- 2		
1- 4	0- 0	0- 0		AWAY		0- 2	0- 0	1- 2		
0- 2	0- 0	0- 0		NEUTRAL		0- 0	0- 0	0- 2		
3- 8	0- 0	0- 2		CONFERENCE		0- 0	0- 0	3- 6		
3- 2	0- 0	0- 1		HOME		0- 0	0- 0	3- 1		
0- 6	0- 0	0- 1		AWAY		0- 0	0- 0	0- 5		
0- 0	0- 0	0- 0		NEUTRAL		0- 0	0- 0	0- 0		

RPI 1-25				RPI 26-50				RPI 51-100				RPI 101+				Team's RPI: 320
RPI	S	Opponent	Score	RPI	S	Opponent	Score	RPI	S	Opponent	Score	RPI	S	Opponent	Score	
				29	A	South Dakota St.	33 86	81	A	Pacific	68 75	115	H	Creighton	51 86	
				39	H	South Dakota	41 67	97	A	Northern Ill.	63 81	169	A	Denver	54 81	
												169	H	Denver	67 87	
												171	N	North Texas	78 92	
												175	A	Oral Roberts	72 101	
												188	A	Wisconsin	53 64	
												193	H	Milwaukee	55 57	
												205	A	Stetson	59 60	
												217	A	Western Ill.	70 82	
												217	H	Western Ill.	68 60	
												224	A	North Dakota	58 70	
												224	H	North Dakota	69 57	
												236	H	UMKC	59 69	
												241	N	San Francisco	42 75	
												292	A	Valparaiso	51 48	
												313	H	New Hampshire	56 51	
												319	A	Omaha	61 78	
												334	H	Purdue Fort Wayne	70 54	
LAST 12 Division I GAMES:																
				169	H	Denver	67 87	169	A	Denver	54 81					
				224	A	North Dakota	58 70	217	H	Western Ill.	68 60					
				217	A	Western Ill.	70 82	319	A	Omaha	61 78					
				175	A	Oral Roberts	72 101	39	H	South Dakota	41 67					
				29	A	South Dakota St.	33 86	334	H	Purdue Fort Wayne	70 54					
				224	H	North Dakota	69 57	205	A	Stetson	59 60					

Non-Div I Games:	Mayville St.	49	43
------------------	--------------	----	----

North Dakota St.

Loss, Non-Conf, S Site, H Home A Away N Neutral

North Florida

Through Games Of Feb. 12, 2019

Average RPI Win:	306	WON-LOST	WINNING	LAST 10	STRENGTH OF	OPP. STRENGTH	TEAM	ADJ.	CONF.	ADJ CONF.
Average RPI Loss:	162	RECORD	PCT. RANK	GAMES	SCHEDULE	OF SCHEDULE	RPI	RPI	RPI	RPI
DIV. I ONLY	8- 12	234	1- 0	271	282	273	273	24	24	
DIV. I NON-CONF.	3- 6	241	0- 0	306	264	317	317	26	26	
TOTALS	RPI 1-25	RPI 26-50	W-L RECORDS	RPI 51-100	RPI 101-150	RPI 150+				
8- 12	0- 1	0- 1	OVERALL	0- 2	0- 2	8- 6				
6- 4	0- 0	0- 0	HOME	0- 1	0- 1	6- 2				
2- 8	0- 1	0- 1	AWAY	0- 1	0- 1	2- 4				
0- 0	0- 0	0- 0	NEUTRAL	0- 0	0- 0	0- 0				
3- 6	0- 1	0- 1	NON-CONFERENCE	0- 0	0- 0	3- 4				
3- 1	0- 0	0- 0	HOME	0- 0	0- 0	3- 1				
0- 5	0- 1	0- 1	AWAY	0- 0	0- 0	0- 3				
0- 0	0- 0	0- 0	NEUTRAL	0- 0	0- 0	0- 0				
5- 6	0- 0	0- 0	CONFERENCE	0- 2	0- 2	5- 2				
3- 3	0- 0	0- 0	HOME	0- 1	0- 1	3- 1				
2- 3	0- 0	0- 0	AWAY	0- 1	0- 1	2- 1				
0- 0	0- 0	0- 0	NEUTRAL	0- 0	0- 0	0- 0				

RPI S	Opponent	Score	RPI S	Opponent	Score	RPI S	Opponent	Score	RPI S	Opponent	Score	Team's RPI: 273
16	A Florida St.	53 74	40	A Indiana	52 75	72	A FGCU	48 80	137	A North Ala.	62 77	
						72	H FGCU	66 105	137	H North Ala.	64 70	
									194	A Ole Miss	69 82	
									205	H Stetson	71 57	
									237	A Liberty	53 69	
									239	A Bethune-Cookman	60 76	
									244	H Jacksonville	72 80	
									249	A Colorado St.	59 61	
									302	H Alabama A&M	62 63	
									304	A Kennesaw St.	71 60	
									304	H Kennesaw St.	74 66	
									316	H Charleston So.	82 76	
									324	A Lipscomb	68 53	
									324	H Lipscomb	72 66	
									325	H FIU	62 53	
									349	H Florida A&M	64 53	
LAST 12 Division I GAMES:												
304	H Kennesaw St.	74 66	237	A Liberty	53 69							
137	A North Ala.	62 77	205	H Stetson	71 57							
324	H Lipscomb	72 66	72	H FGCU	66 105							
304	A Kennesaw St.	71 60	324	A Lipscomb	68 53							
72	A FGCU	48 80	137	H North Ala.	64 70							
244	H Jacksonville	72 80	194	A Ole Miss	69 82							

Non-Div I Games: Trinity Baptist 99 40 Warner 67 36

North Florida

Loss, Non-Conf, S Site, H Home A Away N Neutral

North Texas

Through Games Of Feb. 12, 2019

Average RPI Win:	209	WON-LOST	WINNING	LAST 10	STRENGTH OF	OPP. STRENGTH	TEAM	ADJ.	CONF.	ADJ CONF.
Average RPI Loss:	124	RECORD	PCT. RANK	GAMES	SCHEDULE	OF SCHEDULE	RPI	RPI	RPI	RPI
DIV. I ONLY	9- 11	204	1- 0	119	144	171	171	14	14	
DIV. I NON-CONF.	4- 5	190	0- 0	208	134	236	236	18	18	
TOTALS	RPI 1-25	RPI 26-50	W-L RECORDS	RPI 51-100	RPI 101-150	RPI 150+				
9- 11	0- 0	0- 3	OVERALL	1- 3	1- 1	7- 4				
5- 4	0- 0	0- 1	HOME	1- 1	0- 0	4- 2				
3- 6	0- 0	0- 1	AWAY	0- 2	1- 1	2- 2				
1- 1	0- 0	0- 1	NEUTRAL	0- 0	0- 0	1- 0				
4- 5	0- 0	0- 2	NON-CONFERENCE	1- 1	0- 0	3- 2				
3- 2	0- 0	0- 1	HOME	1- 0	0- 0	2- 1				
0- 2	0- 0	0- 0	AWAY	0- 1	0- 0	0- 1				
1- 1	0- 0	0- 1	NEUTRAL	0- 0	0- 0	1- 0				
5- 6	0- 0	0- 1	CONFERENCE	0- 2	1- 1	4- 2				
2- 2	0- 0	0- 0	HOME	0- 1	0- 0	2- 1				
3- 4	0- 0	0- 1	AWAY	0- 1	1- 1	2- 1				
0- 0	0- 0	0- 0	NEUTRAL	0- 0	0- 0	0- 0				

RPI S	Opponent	Score	RPI S	Opponent	Score	RPI S	Opponent	Score	RPI S	Opponent	Score	Team's RPI: 171
28	H Texas	54 64	54	A Kansas St.	42 60	125	A UAB	60 70				
31	A Rice	52 64	55	A Middle Tenn.	46 61	129	A Western Ky.	76 67				
47	N Wyoming	49 53	63	H Missouri St.	83 76	153	H Charlotte	68 63				
			71	H Old Dominion	71 72	154	A Louisiana Tech	65 54				
						192	A Southern Miss.	62 48				
						206	A SMU	66 73				
						221	H Utah St.	41 57				
						226	A Marshall	55 67				
						265	H UTEP	70 51				
						274	H CSU Bakersfield	71 59				
						297	H UTSA	54 57				
						320	N North Dakota St.	92 78				
						333	H Houston Baptist	100 75				
LAST 12 Division I GAMES:												
129	A Western Ky.	76 67	31	A Rice	52 64							
226	A Marshall	55 67	297	H UTSA	54 57							
153	H Charlotte	68 63	265	H UTEP	70 51							
71	H Old Dominion	71 72	192	A Southern Miss.	62 48							
55	A Middle Tenn.	46 61	154	A Louisiana Tech	65 54							
125	A UAB	60 70	274	H CSU Bakersfield	71 59							

Non-Div I Games: Mid-Amer. Christian82 35 Xavier (LA) 59 46 Okla. Panhandle 93 52

North Texas

Loss, Non-Conf, S Site, H Home A Away N Neutral

Northeastern

Through Games Of Feb. 12, 2019

Average RPI Win:	184	WON-LOST	WINNING	LAST 10	STRENGTH OF	OPP. STRENGTH	TEAM	ADJ.	CONF.	ADJ CONF.
Average RPI Loss:	109	RECORD	PCT. RANK	GAMES	SCHEDULE	OF SCHEDULE	RPI	RPI	RPI	RPI
DIV. I ONLY	15- 7	76	1- 0	111	164	78	78	10	10	
DIV. I NON-CONF.	10- 1	17	0- 0	161	228	28	28	10	10	
TOTALS	RPI 1-25	RPI 26-50	W-L RECORDS	RPI 51-100	RPI 101-150	RPI 150+				
15- 7	0- 0	0- 2	OVERALL	1- 1	5- 3	9- 1				
10- 2	0- 0	0- 1	HOME	1- 1	3- 0	6- 0				
5- 5	0- 0	0- 1	AWAY	0- 0	2- 3	3- 1				
0- 0	0- 0	0- 0	NEUTRAL	0- 0	0- 0	0- 0				
10- 1	0- 0	0- 0	NON-CONFERENCE	1- 0	4- 1	5- 0				
6- 0	0- 0	0- 0	HOME	1- 0	2- 0	3- 0				
4- 1	0- 0	0- 0	AWAY	0- 0	2- 1	2- 0				
0- 0	0- 0	0- 0	NEUTRAL	0- 0	0- 0	0- 0				
5- 6	0- 0	0- 2	CONFERENCE	0- 1	1- 2	4- 1				
4- 2	0- 0	0- 1	HOME	0- 1	1- 0	3- 0				
1- 4	0- 0	0- 1	AWAY	0- 0	0- 2	1- 1				
0- 0	0- 0	0- 0	NEUTRAL	0- 0	0- 0	0- 0				

RPI S	Opponent	Score	RPI S	Opponent	Score	RPI S	Opponent	Score	RPI S	Opponent	Score
35	A James Madison	49 84	35	H James Madison	51 58	75	H Maine	63 55	103	A UNCW	70 83
						77	H Drexel	59 61	114	A Dayton	84 79
									116	A Towson	83 88
									116	H Towson	77 68
									117	A Providence	65 59
									130	H Fordham	58 54
									143	H Boston U.	81 51
									145	A Marist	84 90
									152	H Delaware	75 62
									163	H William & Mary	88 74
									190	H Elon	79 71
									196	H Massachusetts	53 52
									209	A Florida	79 66
									252	H Air Force	54 41
									254	A Hofstra	61 78
									291	A Col. of Charleston	87 56
									303	A Fairfield	59 50
									313	H New Hampshire	69 54
LAST 12 Division I GAMES:											
116	H Towson	77 68	77	H Drexel	59 61						
35	H James Madison	51 58	35	A James Madison	49 84						
103	A UNCW	70 83	116	A Towson	83 88						
291	A Col. of Charleston	87 56	163	H William & Mary	88 74						
254	A Hofstra	61 78	190	H Elon	79 71						
152	H Delaware	75 62	75	H Maine	63 55						

Non-Div I Games:

Northeastern

■ Loss,
 ■ Non-Conf, S Site,
 ■ Home
 ■ Away
 N Neutral

Average RPI Win:	228	WON-LOST	WINNING	LAST 10	STRENGTH OF	OPP. STRENGTH	TEAM	ADJ.	CONF.	ADJ CONF.
Average RPI Loss:	154	RECORD	PCT. RANK	GAMES	SCHEDULE	OF SCHEDULE	RPI	RPI	RPI	RPI
DIV. I ONLY	8- 14	247	0- 1	246	139	234	234	16	16	
DIV. I NON-CONF.	4- 5	190	0- 1	223	121	197	197	12	12	
TOTALS	RPI 1-25	RPI 26-50	W-L RECORDS	RPI 51-100	RPI 101-150	RPI 150+				
8- 14	0- 0	0- 1	OVERALL	1- 3	2- 4	5- 6				
3- 5	0- 0	0- 1	HOME	0- 1	1- 1	2- 2				
5- 8	0- 0	0- 0	AWAY	1- 2	1- 3	3- 3				
0- 1	0- 0	0- 0	NEUTRAL	0- 0	0- 0	0- 1				
4- 5	0- 0	0- 1	NON-CONFERENCE	1- 1	1- 1	2- 2				
2- 1	0- 0	0- 1	HOME	0- 0	1- 0	1- 0				
2- 3	0- 0	0- 0	AWAY	1- 1	0- 1	1- 1				
0- 1	0- 0	0- 0	NEUTRAL	0- 0	0- 0	0- 1				
4- 9	0- 0	0- 0	CONFERENCE	0- 2	1- 3	3- 4				
1- 4	0- 0	0- 0	HOME	0- 1	0- 1	1- 2				
3- 5	0- 0	0- 0	AWAY	0- 1	1- 2	2- 2				
0- 0	0- 0	0- 0	NEUTRAL	0- 0	0- 0	0- 0				

RPI S	Opponent	Score	RPI S	Opponent	Score	RPI S	Opponent	Score	RPI S	Opponent	Score	Team's RPI: 234
48	H New Mexico	55 84	80	A Arizona	47 71	102	A Idaho St.	81 77	102	H Idaho St.	69 80	
			89	H Idaho	69 86	102	H Fresno St.	86 73	113	H Fresno St.	86 73	
			99	A Northern Colo.	53 63	138	A Montana St.	70 80	140	A Portland St.	55 72	
			100	A Loyola Marymount	63 62	146	A Washington	59 81	164	A Montana	62 78	
						197	H Eastern Wash.	62 64	206	N SMU	48 55	
						232	A Sacramento St.	61 65	249	A Colorado St.	54 65	
						262	H California Baptist	91 88	271	A Southern Utah	78 69	
						271	H Southern Utah	76 82	317	A Weber St.	75 64	
						317	H Weber St.	74 64	342	A Seattle U	65 58	
LAST 12 Division I GAMES:												
206	N SMU	48 55	99	A Northern Colo.	53 63							
317	A Weber St.	75 64	140	A Portland St.	55 72							
102	A Idaho St.	81 77	232	A Sacramento St.	61 65							
197	H Eastern Wash.	62 64	271	H Southern Utah	76 82							
89	H Idaho	69 86	102	H Idaho St.	69 80							
271	A Southern Utah	78 69	317	H Weber St.	74 64							

Non-Div I Games:

Northern Ariz.

■ Loss,
 ■ Non-Conf, S Site,
 ■ Home
 ■ Away
 N Neutral

Average RPI Win:	187	WON-LOST	WINNING	LAST 10	STRENGTH OF	OPP. STRENGTH	TEAM	ADJ.	CONF.	ADJ CONF.
Average RPI Loss:	153	RECORD	PCT. RANK	GAMES	SCHEDULE	OF SCHEDULE	RPI	RPI	RPI	RPI
DIV. I ONLY	15- 7	76	1- 0	205	109	99	99	16	16	
DIV. I NON-CONF.	5- 4	139	0- 0	256	25	128	128	12	12	
TOTALS	RPI 1-25	RPI 26-50	W-L RECORDS	RPI 51-100	RPI 101-150	RPI 150+				
15- 7	0- 0	0- 1	OVERALL	1- 1	4- 3	10- 2				
7- 2	0- 0	0- 0	HOME	0- 0	3- 1	4- 1				
8- 5	0- 0	0- 1	AWAY	1- 1	1- 2	6- 1				
0- 0	0- 0	0- 0	NEUTRAL	0- 0	0- 0	0- 0				
5- 4	0- 0	0- 1	NON-CONFERENCE	0- 1	1- 1	4- 1				
3- 0	0- 0	0- 0	HOME	0- 0	1- 0	2- 0				
2- 4	0- 0	0- 1	AWAY	0- 1	0- 1	2- 1				
0- 0	0- 0	0- 0	NEUTRAL	0- 0	0- 0	0- 0				
10- 3	0- 0	0- 0	CONFERENCE	1- 0	3- 2	6- 1				
4- 2	0- 0	0- 0	HOME	0- 0	2- 1	2- 1				
6- 1	0- 0	0- 0	AWAY	1- 0	1- 1	4- 0				
0- 0	0- 0	0- 0	NEUTRAL	0- 0	0- 0	0- 0				

RPI S	Opponent	Score	RPI S	Opponent	Score	RPI S	Opponent	Score	RPI S	Opponent	Score
37	A BYU	50 70	56	A LSU	57 62	102	H Idaho St.	60 56	134	A Colorado	69 77
			89	A Idaho	86 72	138	A Montana St.	84 73	138	H Montana St.	66 79
						140	A Portland St.	66 85	140	H Portland St.	79 63
						141	H Chattanooga	68 65	164	A Montana	73 62
						169	H Denver	74 66	197	A Eastern Wash.	67 62
						206	H SMU	58 57	232	A Sacramento St.	71 61
						232	H Sacramento St.	82 69	234	H Northern Ariz.	63 53
						241	A San Francisco	68 63	249	A Colorado St.	53 47
						252	A Air Force	57 69	271	A Southern Utah	71 44
						317	H Weber St.	54 55			
LAST 12 Division I GAMES:											
232	A Sacramento St.	71 61	317	H Weber St.	54 55						
140	A Portland St.	66 85	138	H Montana St.	66 79						
138	A Montana St.	84 73	164	A Montana	73 62						
234	H Northern Ariz.	63 53	197	A Eastern Wash.	67 62						
271	A Southern Utah	71 44	89	A Idaho	86 72						
102	H Idaho St.	60 56	140	H Portland St.	79 63						

Non-Div I Games:

Northern Colo.

■ Loss,
 ■ Non-Conf, S Site,
 ■ Home
 ■ Away
 N Neutral

Average RPI Win:	200	WON-LOST	WINNING	LAST 10	STRENGTH OF	OPP. STRENGTH	TEAM	ADJ.	CONF.	ADJ CONF.
Average RPI Loss:	68	RECORD	PCT. RANK	GAMES	SCHEDULE	OF SCHEDULE	RPI	RPI	RPI	RPI
DIV. I ONLY	14- 8	101	1- 0	137	88	97	97	7	7	
DIV. I NON-CONF.	8- 4	91	1- 0	248	120	117	117	8	8	
TOTALS	RPI 1-25	RPI 26-50	W-L RECORDS	RPI 51-100	RPI 101-150	RPI 150+				
14- 8	0- 2	0- 3	OVERALL	3- 1	1- 0	10- 2				
9- 2	0- 0	0- 2	HOME	3- 0	1- 0	5- 0				
3- 6	0- 2	0- 1	AWAY	0- 1	0- 0	3- 2				
2- 0	0- 0	0- 0	NEUTRAL	0- 0	0- 0	2- 0				
8- 4	0- 1	0- 1	NON-CONFERENCE	2- 0	0- 0	6- 2				
6- 0	0- 0	0- 0	HOME	2- 0	0- 0	4- 0				
0- 4	0- 1	0- 1	AWAY	0- 0	0- 0	0- 2				
2- 0	0- 0	0- 0	NEUTRAL	0- 0	0- 0	2- 0				
6- 4	0- 1	0- 2	CONFERENCE	1- 1	1- 0	4- 0				
3- 2	0- 0	0- 2	HOME	1- 0	1- 0	1- 0				
3- 2	0- 1	0- 0	AWAY	0- 1	0- 0	3- 0				
0- 0	0- 0	0- 0	NEUTRAL	0- 0	0- 0	0- 0				

RPI 1-25				RPI 26-50				RPI 51-100				RPI 101+			
RPI	S	Opponent	Score	RPI	S	Opponent	Score	RPI	S	Opponent	Score	RPI	S	Opponent	Score
10	A	Iowa St.	60 70	27	H	Central Mich.	66 89	62	H	Miami (OH)	82 71	135	H	Akron	70 59
25	A	Buffalo	64 93	32	H	Ohio	53 69	73	H	Yale	89 80	160	A	Southern Ill.	73 82
				40	A	Indiana	73 91	83	H	UNI	70 59	164	A	Montana	70 86
								85	A	Kent St.	78 87	182	A	Ball St.	93 83
												183	A	Eastern Mich.	68 65
												217	N	Western Ill.	86 61
												227	H	Brown	109 102
												231	A	Bowling Green	66 52
												231	H	Bowling Green	88 47
												233	N	Nevada	98 69
												270	H	Eastern Ill.	78 59
												320	H	North Dakota St.	81 63
												348	H	Chicago St.	114 52
LAST 12 Division I GAMES:															
233	N	Nevada	98 69	25	A	Buffalo	64 93	32	H	Ohio	53 69	135	H	Akron	70 59
83	H	UNI	70 59	231	A	Bowling Green	66 52	27	H	Central Mich.	66 89	270	H	Eastern Ill.	78 59
10	A	Iowa St.	60 70	85	A	Kent St.	78 87								
182	A	Ball St.	93 83												
231	H	Bowling Green	88 47												
183	A	Eastern Mich.	68 65												

Non-Div I Games:

Northern Ill.

■ Loss,
 ■ Non-Conf,
 ■ S Site,
 ■ H Home
 ■ A Away
 N Neutral

Average RPI Win:	269	WON-LOST	WINNING	LAST 10	STRENGTH OF	OPP. STRENGTH	TEAM	ADJ.	CONF.	ADJ CONF.
Average RPI Loss:	138	RECORD	PCT. RANK	GAMES	SCHEDULE	OF SCHEDULE	RPI	RPI	RPI	RPI
DIV. I ONLY	6- 16	289	0- 1	178	189	280	280	20	20	
DIV. I NON-CONF.	0- 9	336	0- 0	76	158	304	304	17	17	
TOTALS	RPI 1-25	RPI 26-50	W-L RECORDS	RPI 51-100	RPI 101-150	RPI 150+				
6- 16	0- 1	0- 0	OVERALL	0- 5	1- 5	5- 5				
5- 4	0- 0	0- 0	HOME	0- 3	1- 0	4- 1				
1- 9	0- 1	0- 0	AWAY	0- 2	0- 3	1- 3				
0- 3	0- 0	0- 0	NEUTRAL	0- 0	0- 2	0- 1				
0- 9	0- 1	0- 0	NON-CONFERENCE	0- 2	0- 3	0- 3				
0- 2	0- 0	0- 0	HOME	0- 1	0- 0	0- 1				
0- 4	0- 1	0- 0	AWAY	0- 1	0- 1	0- 1				
0- 3	0- 0	0- 0	NEUTRAL	0- 0	0- 2	0- 1				
6- 7	0- 0	0- 0	CONFERENCE	0- 3	1- 2	5- 2				
5- 2	0- 0	0- 0	HOME	0- 2	1- 0	4- 0				
1- 5	0- 0	0- 0	AWAY	0- 1	0- 2	1- 2				
0- 0	0- 0	0- 0	NEUTRAL	0- 0	0- 0	0- 0				

RPI 1-25				RPI 26-50				RPI 51-100				RPI 101+ Team's RPI: 280			
RPI	S	Opponent	Score	RPI	S	Opponent	Score	RPI	S	Opponent	Score	RPI	S	Opponent	Score
3	A	Louisville	59 92					64	H	Belmont	53 71	117	A	Providence	43 48
								67	A	Green Bay	42 70	123	A	IUPUI	48 70
								67	H	Green Bay	61 81	123	H	IUPUI	60 57
								76	H	Wright St.	55 61	124	N	Pepperdine	46 51
								85	A	Kent St.	61 62	126	A	Youngstown St.	66 77
												135	N	Akron	60 77
												191	H	Illinois St.	53 58
												193	A	Milwaukee	38 59
												193	H	Milwaukee	55 54
												269	A	Cleveland St.	47 76
												285	N	La Salle	56 74
												287	A	Austin Peay	48 52
												301	H	Oakland	72 50
												329	A	UIC	67 49
												329	H	UIC	78 44
												339	H	Detroit Mercy	68 56
LAST 12 Division I GAMES:															
193	A	Milwaukee	38 59	126	A	Youngstown St.	66 77								
67	A	Green Bay	42 70	269	A	Cleveland St.	47 76								
329	H	UIC	78 44	76	H	Wright St.	55 61								
123	H	IUPUI	60 57	67	H	Green Bay	61 81								
301	H	Oakland	72 50	193	H	Milwaukee	55 54								
339	H	Detroit Mercy	68 56	123	A	IUPUI	48 70								

Non-Div I Games: Alderson Broadus 73 32

Northern Ky.

■ Loss,
 ■ Non-Conf,
 ■ S Site,
 ■ H Home
 ■ A Away
 N Neutral

Northwestern

Through Games Of Feb. 12, 2019

Average RPI Win:	160	WON-LOST	WINNING	LAST 10	STRENGTH OF	OPP. STRENGTH	TEAM	ADJ.	CONF.	ADJ CONF.
Average RPI Loss:	66	RECORD	PCT. RANK	GAMES	SCHEDULE	OF SCHEDULE	RPI	RPI	RPI	RPI
DIV. I ONLY	14- 10	128	0- 1	75	48	90	90	4	4	
DIV. I NON-CONF.	7- 4	108	0- 1	215	34	150	150	6	6	
TOTALS	RPI 1-25	RPI 26-50	W-L RECORDS	RPI 51-100	RPI 101-150	RPI 150+				
14- 10	1- 3	1- 1	OVERALL	3- 2	2- 4	7- 0				
8- 4	1- 1	0- 0	HOME	1- 1	2- 2	4- 0				
5- 5	0- 2	1- 1	AWAY	2- 1	0- 1	2- 0				
1- 1	0- 0	0- 0	NEUTRAL	0- 0	0- 1	1- 0				
7- 4	0- 1	0- 1	NON-CONFERENCE	2- 0	1- 2	4- 0				
4- 2	0- 1	0- 0	HOME	1- 0	1- 1	2- 0				
2- 1	0- 0	0- 1	AWAY	1- 0	0- 0	1- 0				
1- 1	0- 0	0- 0	NEUTRAL	0- 0	0- 1	1- 0				
7- 6	1- 2	1- 0	CONFERENCE	1- 2	1- 2	3- 0				
4- 2	1- 0	0- 0	HOME	0- 1	1- 1	2- 0				
3- 4	0- 2	1- 0	AWAY	1- 1	0- 1	1- 0				
0- 0	0- 0	0- 0	NEUTRAL	0- 0	0- 0	0- 0				

RPI 1-25				RPI 26-50				RPI 51-100 Team's RPI: 90				RPI 101+			
RPI	S	Opponent	Score	RPI	S	Opponent	Score	RPI	S	Opponent	Score	RPI	S	Opponent	Score
8	H	Marquette	57 76	34	A	DePaul	60 76	53	H	Purdue	54 57	107	H	Ohio St.	76 59
17	A	Maryland	57 72	40	A	Indiana	75 69	57	A	Michigan	78 79	112	A	Minnesota	64 73
19	A	Rutgers	41 45					67	A	Green Bay	57 55	112	H	Minnesota	54 61
20	H	Michigan St.	70 62					74	H	Duke	84 58	118	N	Kansas	57 66
								98	A	Nebraska	58 54	127	H	Pittsburgh	49 52
												136	H	UT Martin	90 64
												186	A	Illinois	64 56
												186	H	Illinois	68 45
												188	H	Wisconsin	72 46
												209	A	Florida	83 74
												248	N	Wichita St.	65 43
												329	H	UIC	87 44
												348	H	Chicago St.	97 35
LAST 12 Division I GAMES:															
118	N	Kansas	57 66	98	A	Nebraska	58 54								
112	A	Minnesota	64 73	188	H	Wisconsin	72 46								
17	A	Maryland	57 72	40	A	Indiana	75 69								
107	H	Ohio St.	76 59	53	H	Purdue	54 57								
112	H	Minnesota	54 61	57	A	Michigan	78 79								
186	A	Illinois	64 56	20	H	Michigan St.	70 62								

Non-Div I Games:

Northwestern

■ Loss,
■ Non-Conf, S Site,
■ Home
■ Away
N Neutral

Average RPI Win:	322	WON-LOST	WINNING	LAST 10	STRENGTH OF	OPP. STRENGTH	TEAM	ADJ.	CONF.	ADJ CONF.
Average RPI Loss:	191	RECORD	PCT. RANK	GAMES	SCHEDULE	OF SCHEDULE	RPI	RPI	RPI	RPI
DIV. I ONLY	4- 14	314	0- 0	330	271	332	332	25	25	
DIV. I NON-CONF.	1- 6	318	0- 0	302	97	339	339	23	23	
TOTALS	RPI 1-25	RPI 26-50	W-L RECORDS	RPI 51-100	RPI 101-150	RPI 150+				
4- 14	0- 0	0- 1	OVERALL	0- 2	0- 1	4- 10				
3- 3	0- 0	0- 0	HOME	0- 0	0- 0	3- 3				
1- 11	0- 0	0- 1	AWAY	0- 2	0- 1	1- 7				
0- 0	0- 0	0- 0	NEUTRAL	0- 0	0- 0	0- 0				
1- 6	0- 0	0- 1	NON-CONFERENCE	0- 1	0- 1	1- 3				
1- 1	0- 0	0- 0	HOME	0- 0	0- 0	1- 1				
0- 5	0- 0	0- 1	AWAY	0- 1	0- 1	0- 2				
0- 0	0- 0	0- 0	NEUTRAL	0- 0	0- 0	0- 0				
3- 8	0- 0	0- 0	CONFERENCE	0- 1	0- 0	3- 7				
2- 2	0- 0	0- 0	HOME	0- 0	0- 0	2- 2				
1- 6	0- 0	0- 0	AWAY	0- 1	0- 0	1- 5				
0- 0	0- 0	0- 0	NEUTRAL	0- 0	0- 0	0- 0				

RPI 1-25				RPI 26-50				RPI 51-100				RPI 101+				Team's RPI: 332	
RPI	S	Opponent	Score	RPI	S	Opponent	Score	RPI	S	Opponent	Score	RPI	S	Opponent	Score		
				28	A	Texas	66 104	52	A	SFA	56 84	131	A	Alabama	73 87		
								82	A	Arkansas	53 98	162	A	Oklahoma	56 93		
												167	H	Abilene Christian	63 72		
												178	A	Nicholls St.	86 97		
												189	A	Sam Houston St.	55 66		
												192	A	Southern Miss.	54 69		
												267	A	A&M-Corpus Christi	55 79		
												276	H	Southeastern La.	58 47		
												288	A	Central Ark.	52 74		
												296	H	La.-Monroe	55 63		
												318	A	New Orleans	73 84		
												318	H	New Orleans	62 67		
												330	A	McNeese	89 73		
												330	H	McNeese	82 63		
												350	H	Alcorn	78 65		
LAST 12 Division I GAMES:																	
				330	A	McNeese	89 73	167	H	Abilene Christian	63 72						
				318	A	New Orleans	73 84	52	A	SFA	56 84						
				288	A	Central Ark.	52 74	267	A	A&M-Corpus Christi	55 79						
				318	H	New Orleans	62 67	330	H	McNeese	82 63						
				276	H	Southeastern La.	58 47	178	A	Nicholls St.	86 97						
				189	A	Sam Houston St.	55 66	28	A	Texas	66 104						

Non-Div I Games: Loyola (LA) 71 66 Central Baptist 82 56 LeTourneau 100 40 Centenary (LA) 94 51 Northwestern St.

Notre Dame

Through Games Of Feb. 12, 2019

Average RPI Win:	70	WON-LOST	WINNING	LAST 10	STRENGTH OF	OPP. STRENGTH	TEAM	ADJ.	CONF.	ADJ CONF.
Average RPI Loss:	18	RECORD	PCT. RANK	GAMES	SCHEDULE	OF SCHEDULE	RPI	RPI	RPI	RPI
DIV. I ONLY	22- 3	10	1- 0	1	4	1	1	1	1	1
DIV. I NON-CONF.	13- 1	9	1- 0	1	12	1	1	1	1	1
TOTALS	RPI 1-25	RPI 26-50	W-L RECORDS	RPI 51-100	RPI 101-150	RPI 150+				
22- 3	6- 3	4- 0	OVERALL	6- 0	4- 0	2- 0				
12- 1	3- 1	1- 0	HOME	2- 0	4- 0	2- 0				
7- 2	1- 2	2- 0	AWAY	4- 0	0- 0	0- 0				
3- 0	2- 0	1- 0	NEUTRAL	0- 0	0- 0	0- 0				
13- 1	4- 1	2- 0	NON-CONFERENCE	4- 0	1- 0	2- 0				
6- 1	1- 1	0- 0	HOME	2- 0	1- 0	2- 0				
4- 0	1- 0	1- 0	AWAY	2- 0	0- 0	0- 0				
3- 0	2- 0	1- 0	NEUTRAL	0- 0	0- 0	0- 0				
9- 2	2- 2	2- 0	CONFERENCE	2- 0	3- 0	0- 0				
6- 0	2- 0	1- 0	HOME	0- 0	3- 0	0- 0				
3- 2	0- 2	1- 0	AWAY	2- 0	0- 0	0- 0				
0- 0	0- 0	0- 0	NEUTRAL	0- 0	0- 0	0- 0				

RPI S	Opponent	Score	RPI S	Opponent	Score	RPI S	Opponent	Score	RPI S	Opponent	Score
3	H Louisville	82 68	30	N Oregon St.	91 81	58	A Clemson	101 63	105	H Boston College	92 63
6	H UConn	71 89	34	A DePaul	101 77	61	A Tennessee	77 62	119	H Wake Forest	78 48
8	A Marquette	87 63	42	A Georgia Tech	76 55	68	A Virginia Tech	80 51	127	H Pittsburgh	100 44
11	H Iowa	105 71	42	H Georgia Tech	90 50	69	H Penn	75 55	129	H Western Ky.	94 53
13	N Gonzaga	81 65				84	H Harvard	103 58	151	H Lehigh	95 68
16	H Florida St.	97 70				87	A Toledo	72 56	264	H Binghamton	103 53
22	N Drake	82 64									
23	A Miami (FL)	65 72									
24	A North Carolina	73 78									
LAST 12 Division I GAMES:											
30	N Oregon St.	91 81	24	A North Carolina	73 78	61	A Tennessee	77 62	105	H Boston College	92 63
22	N Drake	82 64				68	A Virginia Tech	80 51	119	H Wake Forest	78 48
16	H Florida St.	97 70				127	H Pittsburgh	100 44	129	H Western Ky.	94 53
23	A Miami (FL)	65 72				151	H Lehigh	95 68	264	H Binghamton	103 53
42	H Georgia Tech	90 50									
58	A Clemson	101 63									

Non-Div I Games:

Notre Dame

Loss, Non-Conf, S Site, H Home A Away N Neutral

Average RPI Win:	319	WON-LOST	WINNING	LAST 10	STRENGTH OF	OPP. STRENGTH	TEAM	ADJ.	CONF.	ADJ CONF.
Average RPI Loss:	143	RECORD	PCT. RANK	GAMES	SCHEDULE	OF SCHEDULE	RPI	RPI	RPI	RPI
DIV. I ONLY	3- 18	332	1- 0	161	199	301	301	20	20	
DIV. I NON-CONF.	1- 8	322	0- 0	26	94	234	234	17	17	
TOTALS	RPI 1-25	RPI 26-50	W-L RECORDS	RPI 51-100	RPI 101-150	RPI 150+				
3- 18	0- 1	0- 2	OVERALL	0- 4	0- 4	3- 7				
2- 7	0- 1	0- 1	HOME	0- 2	0- 1	2- 2				
1- 10	0- 0	0- 1	AWAY	0- 2	0- 2	1- 5				
0- 1	0- 0	0- 0	NEUTRAL	0- 0	0- 1	0- 0				
1- 8	0- 1	0- 2	NON-CONFERENCE	0- 2	0- 1	1- 2				
1- 3	0- 1	0- 1	HOME	0- 1	0- 0	1- 0				
0- 4	0- 0	0- 1	AWAY	0- 1	0- 0	0- 2				
0- 1	0- 0	0- 0	NEUTRAL	0- 0	0- 1	0- 0				
2- 10	0- 0	0- 0	CONFERENCE	0- 2	0- 3	2- 5				
1- 4	0- 0	0- 0	HOME	0- 1	0- 1	1- 2				
1- 6	0- 0	0- 0	AWAY	0- 1	0- 2	1- 3				
0- 0	0- 0	0- 0	NEUTRAL	0- 0	0- 0	0- 0				

RPI	S	Opponent	Score	RPI	S	Opponent	Score	RPI	S	Opponent	Score	RPI	S	Opponent	Score	Team's RPI: 301
20	H	Michigan St.	58 102	27	A	Central Mich.	61 104	57	H	Michigan	59 85	123	A	IUPUI	53 82	
				40	H	Indiana	32 59	67	H	Green Bay	53 77	126	A	Youngstown St.	61 76	
								76	A	Wright St.	58 69	126	H	Youngstown St.	55 69	
								85	A	Kent St.	65 75	135	N	Akron	65 85	
												156	A	Bradley	64 73	
												191	A	Illinois St.	56 62	
												193	H	Milwaukee	52 79	
												269	A	Cleveland St.	90 98	
												269	H	Cleveland St.	62 64	
												279	H	Canisius	71 60	
												280	A	Northern Ky.	50 72	
												329	A	UIC	65 69	
												339	A	Detroit Mercy	76 65	
												339	H	Detroit Mercy	74 67	
LAST 12 Division I GAMES:																
339	A	Detroit Mercy	76 65	193	H	Milwaukee	52 79									
269	A	Cleveland St.	90 98	123	A	IUPUI	53 82									
126	A	Youngstown St.	61 76	329	A	UIC	65 69									
280	A	Northern Ky.	50 72	339	H	Detroit Mercy	74 67									
76	A	Wright St.	58 69	126	H	Youngstown St.	55 69									
67	H	Green Bay	53 77	269	H	Cleveland St.	62 64									

Non-Div I Games: Grace Bible (MI) 94 48 Rochester College 64 46

Oakland

Loss, Non-Conf, S Site, H Home A Away N Neutral

Average RPI Win:	162	WON-LOST	WINNING	LAST 10	STRENGTH OF	OPP. STRENGTH	TEAM	ADJ.	CONF.	ADJ CONF.
Average RPI Loss:	45	RECORD	PCT. RANK	GAMES	SCHEDULE	OF SCHEDULE	RPI	RPI	RPI	RPI
DIV. I ONLY	20- 2	9	1- 0	146	79	32	32	7	7	
DIV. I NON-CONF.	11- 0	1	0- 0	282	124	42	42	8	8	
TOTALS	RPI 1-25	RPI 26-50	W-L RECORDS	RPI 51-100	RPI 101-150	RPI 150+				
20- 2	1- 0	1- 1	OVERALL	5- 1	3- 0	10- 0				
10- 2	0- 0	0- 1	HOME	2- 1	2- 0	6- 0				
8- 0	1- 0	1- 0	AWAY	2- 0	1- 0	3- 0				
2- 0	0- 0	0- 0	NEUTRAL	1- 0	0- 0	1- 0				
11- 0	0- 0	0- 0	NON-CONFERENCE	3- 0	2- 0	6- 0				
6- 0	0- 0	0- 0	HOME	1- 0	1- 0	4- 0				
3- 0	0- 0	0- 0	AWAY	1- 0	1- 0	1- 0				
2- 0	0- 0	0- 0	NEUTRAL	1- 0	0- 0	1- 0				
9- 2	1- 0	1- 1	CONFERENCE	2- 1	1- 0	4- 0				
4- 2	0- 0	0- 1	HOME	1- 1	1- 0	2- 0				
5- 0	1- 0	1- 0	AWAY	1- 0	0- 0	2- 0				
0- 0	0- 0	0- 0	NEUTRAL	0- 0	0- 0	0- 0				

RPI	S	Opponent	Score	RPI	S	Opponent	Score	Team's RPI: 32	RPI	S	Opponent	Score	RPI	S	Opponent	Score
25	A	Buffalo	74 71	27	A	Central Mich.	78 75		53	H	Purdue	80 73	103	H	UNCW	95 72
				27	H	Central Mich.	70 88		59	N	Lamar University	87 62	123	A	IUPUI	73 66
									62	H	Miami (OH)	61 67	135	H	Akron	92 70
									85	H	Kent St.	83 81	182	A	Ball St.	90 75
									95	A	American	77 67	182	H	Ball St.	94 62
									97	A	Northern Ill.	69 53	183	H	Eastern Mich.	85 44
													212	N	St. Bonaventure	70 53
													231	A	Bowling Green	82 79
													256	A	Richmond	109 58
													264	H	Binghamton	86 49
													269	H	Cleveland St.	72 54
													326	H	Coppin St.	87 62
													327	H	Eastern Ky.	100 60
LAST 12 Division I GAMES:																
27	A	Central Mich.	78 75	183	H	Eastern Mich.	85 44									
135	H	Akron	92 70	85	H	Kent St.	83 81									
182	H	Ball St.	94 62	182	A	Ball St.	90 75									
62	H	Miami (OH)	61 67	27	H	Central Mich.	70 88									
231	A	Bowling Green	82 79	25	A	Buffalo	74 71									
97	A	Northern Ill.	69 53	95	A	American	77 67									

Non-Div I Games:

Ohio

Average RPI Win:	128	WON-LOST	WINNING	LAST 10	STRENGTH OF	OPP. STRENGTH	TEAM	ADJ.	CONF.	ADJ CONF.
Average RPI Loss:	63	RECORD	PCT. RANK	GAMES	SCHEDULE	OF SCHEDULE	RPI	RPI	RPI	RPI
DIV. I ONLY	10- 12	196	0- 1	29	14	107	107	4	4	
DIV. I NON-CONF.	4- 5	190	0- 0	126	8	188	188	6	6	
TOTALS	RPI 1-25	RPI 26-50	W-L RECORDS	RPI 51-100	RPI 101-150	RPI 150+				
10- 12	2- 4	1- 1	OVERALL	1- 5	3- 2	3- 0				
8- 4	2- 2	1- 0	HOME	1- 1	1- 1	3- 0				
2- 6	0- 2	0- 0	AWAY	0- 3	2- 1	0- 0				
0- 2	0- 0	0- 1	NEUTRAL	0- 1	0- 0	0- 0				
4- 5	1- 1	0- 1	NON-CONFERENCE	1- 1	0- 2	2- 0				
4- 1	1- 0	0- 0	HOME	1- 0	0- 1	2- 0				
0- 2	0- 1	0- 0	AWAY	0- 0	0- 1	0- 0				
0- 2	0- 0	0- 1	NEUTRAL	0- 1	0- 0	0- 0				
6- 7	1- 3	1- 0	CONFERENCE	0- 4	3- 0	1- 0				
4- 3	1- 2	1- 0	HOME	0- 1	1- 0	1- 0				
2- 4	0- 1	0- 0	AWAY	0- 3	2- 0	0- 0				
0- 0	0- 0	0- 0	NEUTRAL	0- 0	0- 0	0- 0				

RPI	S	Opponent	Score	RPI	S	Opponent	Score	RPI	S	Opponent	Score	RPI	S	Opponent	Score	Team's RPI: 107
6	A	UConn	53 85	40	H	Indiana	55 50	53	A	Purdue	42 60	112	A	Minnesota	65 55	
11	H	Iowa	52 78	44	N	Butler	53 66	57	A	Michigan	58 62	133	A	Penn St.	76 71	
17	A	Maryland	69 75					68	N	Virginia Tech	73 81	133	H	Penn St.	78 73	
17	H	Maryland	57 70					86	H	Cincinnati	69 56	146	A	Washington	59 69	
20	H	Michigan St.	65 55					90	A	Northwestern	59 76	148	H	South Fla.	47 71	
24	H	North Carolina	76 69					98	H	Nebraska	69 78	186	H	Illinois	78 70	
												209	H	Florida	46 41	
												339	H	Detroit Mercy	55 41	
LAST 12 Division I GAMES:																
11	H	Iowa	52 78	57	A	Michigan	58 62									
133	H	Penn St.	78 73	133	A	Penn St.	76 71									
90	A	Northwestern	59 76	20	H	Michigan St.	65 55									
186	H	Illinois	78 70	40	H	Indiana	55 50									
112	A	Minnesota	65 55	17	A	Maryland	69 75									
17	H	Maryland	57 70	98	H	Nebraska	69 78									

Non-Div I Games:

Ohio St.

■ Loss,
■ Non-Conf, S Site,
■ Home
■ Away
N Neutral

Average RPI Win:	219	WON-LOST	WINNING	LAST 10	STRENGTH OF	OPP. STRENGTH	TEAM	ADJ.	CONF.	ADJ CONF.
Average RPI Loss:	58	RECORD	PCT. RANK	GAMES	SCHEDULE	OF SCHEDULE	RPI	RPI	RPI	RPI
DIV. I ONLY	5- 17	309	0- 1	11	40	162	162	3	3	
DIV. I NON-CONF.	4- 7	228	0- 1	41	101	162	162	3	3	
TOTALS	RPI 1-25	RPI 26-50	W-L RECORDS	RPI 51-100	RPI 101-150	RPI 150+				
5- 17	0- 3	0- 6	OVERALL	0- 4	2- 4	3- 0				
4- 6	0- 2	0- 2	HOME	0- 2	2- 0	2- 0				
1- 9	0- 1	0- 4	AWAY	0- 1	0- 3	1- 0				
0- 2	0- 0	0- 0	NEUTRAL	0- 1	0- 1	0- 0				
4- 7	0- 1	0- 3	NON-CONFERENCE	0- 1	1- 2	3- 0				
3- 2	0- 1	0- 1	HOME	0- 0	1- 0	2- 0				
1- 3	0- 0	0- 2	AWAY	0- 0	0- 1	1- 0				
0- 2	0- 0	0- 0	NEUTRAL	0- 1	0- 1	0- 0				
1- 10	0- 2	0- 3	CONFERENCE	0- 3	1- 2	0- 0				
1- 4	0- 1	0- 1	HOME	0- 2	1- 0	0- 0				
0- 6	0- 1	0- 2	AWAY	0- 1	0- 2	0- 0				
0- 0	0- 0	0- 0	NEUTRAL	0- 0	0- 0	0- 0				

RPI 1-25				RPI 26-50				RPI 51-100				RPI 101+ Team's RPI: 162			
RPI	S	Opponent	Score	RPI	S	Opponent	Score	RPI	S	Opponent	Score	RPI	S	Opponent	Score
2	H	Baylor	53 74	28	A	Texas	63 73	54	A	Kansas St.	56 86	111	A	Oklahoma St.	74 84
6	H	UConn	63 72	28	H	Texas	67 76	54	H	Kansas St.	75 83	118	A	Kansas	79 88
10	A	Iowa St.	78 104	34	H	DePaul	76 87	58	N	Clemson	62 74	125	N	UAB	84 89
				43	A	TCU	71 86	70	H	West Virginia	55 66	129	H	Western Ky.	90 83
				48	A	New Mexico	80 84					139	H	Texas Tech	66 61
				50	A	Auburn	79 95					148	A	South Fla.	70 87
												206	A	SMU	77 61
												288	H	Central Ark.	65 52
												332	H	Northwestern St.	93 56
LAST 12 Division I GAMES:															
		58 N Clemson	62 74			43 A TCU	71 86								
		54 H Kansas St.	75 83			10 A Iowa St.	78 104								
		111 A Oklahoma St.	74 84			70 H West Virginia	55 66								
		28 H Texas	67 76			28 A Texas	63 73								
		118 A Kansas	79 88			54 A Kansas St.	56 86								
		2 H Baylor	53 74			139 H Texas Tech	66 61								

Non-Div I Games:

Oklahoma

■ Loss,
■ Non-Conf, S Site,
■ Home
■ Away
N Neutral

Average RPI Win:	186	WON-LOST	WINNING	LAST 10	STRENGTH OF	OPP. STRENGTH	TEAM	ADJ.	CONF.	ADJ CONF.
Average RPI Loss:	47	RECORD	PCT. RANK	GAMES	SCHEDULE	OF SCHEDULE	RPI	RPI	RPI	RPI
DIV. I ONLY	13- 10	138	0- 1	72	46	111	111	3	3	
DIV. I NON-CONF.	9- 2	43	0- 0	272	144	111	111	3	3	
TOTALS	RPI 1-25	RPI 26-50	W-L RECORDS	RPI 51-100	RPI 101-150	RPI 150+				
13- 10	0- 2	1- 4	OVERALL	0- 3	2- 1	10- 0				
11- 4	0- 2	1- 1	HOME	0- 1	1- 0	9- 0				
2- 6	0- 0	0- 3	AWAY	0- 2	1- 1	1- 0				
0- 0	0- 0	0- 0	NEUTRAL	0- 0	0- 0	0- 0				
9- 2	0- 0	0- 1	NON-CONFERENCE	0- 1	0- 0	9- 0				
8- 1	0- 0	0- 0	HOME	0- 1	0- 0	8- 0				
1- 1	0- 0	0- 1	AWAY	0- 0	0- 0	1- 0				
0- 0	0- 0	0- 0	NEUTRAL	0- 0	0- 0	0- 0				
4- 8	0- 2	1- 3	CONFERENCE	0- 2	2- 1	1- 0				
3- 3	0- 2	1- 1	HOME	0- 0	1- 0	1- 0				
1- 5	0- 0	0- 2	AWAY	0- 2	1- 1	0- 0				
0- 0	0- 0	0- 0	NEUTRAL	0- 0	0- 0	0- 0				

RPI 1-25				RPI 26-50				RPI 51-100				RPI 101+ Team's RPI: 111			
RPI	S	Opponent	Score	RPI	S	Opponent	Score	RPI	S	Opponent	Score	RPI	S	Opponent	Score
2	H	Baylor	58 66	28	A	Texas	51 60	54	A	Kansas St.	48 59	118	A	Kansas	72 62
10	H	Iowa St.	71 84	28	H	Texas	55 61	61	H	Tennessee	63 76	139	A	Texas Tech	78 90
				38	A	UCLA	59 71	70	A	West Virginia	58 67	139	H	Texas Tech	65 57
				43	A	TCU	55 69					162	H	Oklahoma	84 74
				43	H	TCU	75 71					165	H	UC Riverside	76 51
												174	H	Arkansas St.	62 60
												175	H	Oral Roberts	89 69
												181	H	Texas St.	66 55
												199	H	Prairie View	70 50
												215	H	Grambling	86 40
												248	A	Wichita St.	60 47
												268	H	Samford	82 62
												333	H	Houston Baptist	77 44
LAST 12 Division I GAMES:															
28	H	Texas	55 61	54	A	Kansas St.	48 59								
139	A	Texas Tech	78 90	118	A	Kansas	72 62								
162	H	Oklahoma	84 74	139	H	Texas Tech	65 57								
43	A	TCU	55 69	70	A	West Virginia	58 67								
2	H	Baylor	58 66	43	H	TCU	75 71								
10	H	Iowa St.	71 84	28	A	Texas	51 60								

Non-Div I Games:

Oklahoma St.

■ Loss,
 ■ Non-Conf, S Site,
 ■ Home
 ■ Away
 N Neutral

Average RPI Win:	203	WON-LOST	WINNING	LAST 10	STRENGTH OF	OPP. STRENGTH	TEAM	ADJ.	CONF.	ADJ CONF.
Average RPI Loss:	95	RECORD	PCT. RANK	GAMES	SCHEDULE	OF SCHEDULE	RPI	RPI	RPI	RPI
DIV. I ONLY	17- 7	69	0- 1	96	177	71	71	14	14	
DIV. I NON-CONF.	9- 3	61	0- 1	46	210	40	40	18	18	
TOTALS	RPI 1-25	RPI 26-50	W-L RECORDS	RPI 51-100	RPI 101-150	RPI 150+				
17- 7	0- 1	0- 2	OVERALL	2- 1	3- 2	12- 1				
9- 2	0- 0	0- 0	HOME	1- 1	1- 1	7- 0				
6- 4	0- 1	0- 1	AWAY	1- 0	1- 1	4- 1				
2- 1	0- 0	0- 1	NEUTRAL	0- 0	1- 0	1- 0				
9- 3	0- 1	0- 1	NON-CONFERENCE	1- 1	3- 0	5- 0				
4- 1	0- 0	0- 0	HOME	0- 1	1- 0	3- 0				
3- 1	0- 1	0- 0	AWAY	1- 0	1- 0	1- 0				
2- 1	0- 0	0- 1	NEUTRAL	0- 0	1- 0	1- 0				
8- 4	0- 0	0- 1	CONFERENCE	1- 0	0- 2	7- 1				
5- 1	0- 0	0- 0	HOME	1- 0	0- 1	4- 0				
3- 3	0- 0	0- 1	AWAY	0- 0	0- 1	3- 1				
0- 0	0- 0	0- 0	NEUTRAL	0- 0	0- 0	0- 0				

RPI	S	Opponent	Score	RPI	S	Opponent	Score	RPI	S	Opponent	Score	RPI	S	Opponent	Score
12	A	NC State	56 85	31	A	Rice	42 48	55	H	Middle Tenn.	70 65	108	H	VCU	60 57
				46	N	Saint Mary's (CA)	65 83	86	A	Cincinnati	76 72	125	H	UAB	61 69
								96	H	Virginia	67 73	129	A	Western Ky.	60 75
												132	N	Tennessee Tech	80 73
												144	A	Tulane	56 48
												154	A	Louisiana Tech	70 59
												163	H	William & Mary	83 69
												171	A	North Texas	72 71
												192	A	Southern Miss.	53 50
												226	A	Marshall	48 57
												235	A	Campbell	83 59
												244	N	Jacksonville	78 76
												265	H	UTEP	78 59
												266	H	Norfolk St.	69 53
												294	H	Fla. Atlantic	87 53
												297	H	UTSA	72 47
												325	H	FIU	95 68
												326	H	Coppin St.	81 51
LAST 12 Division I GAMES:															
46	N	Saint Mary's (CA)	65 83	265	H	UTEP	78 59	192	A	Southern Miss.	53 50	154	A	Louisiana Tech	70 59
55	H	Middle Tenn.	70 65	325	H	FIU	95 68	294	H	Fla. Atlantic	87 53	129	A	Western Ky.	60 75
125	H	UAB	61 69												
31	A	Rice	42 48												
171	A	North Texas	72 71												
297	H	UTSA	72 47												

Non-Div I Games:

Old Dominion

■ Loss,
 ■ Non-Conf,
 ■ S Site,
 ■ H Home
 ■ A Away
 N Neutral

Average RPI Win:	228	WON-LOST	WINNING	LAST 10	STRENGTH OF	OPP. STRENGTH	TEAM	ADJ.	CONF.	ADJ CONF.
Average RPI Loss:	76	RECORD	PCT. RANK	GAMES	SCHEDULE	OF SCHEDULE	RPI	RPI	RPI	RPI
DIV. I ONLY	8- 16	256	0- 1	61	82	194	194	5	5	
DIV. I NON-CONF.	6- 8	199	0- 0	149	218	252	252	4	4	
TOTALS	RPI 1-25	RPI 26-50	W-L RECORDS	RPI 51-100	RPI 101-150	RPI 150+				
8- 16	0- 4	1- 3	OVERALL	0- 4	0- 2	7- 3				
7- 8	0- 1	0- 2	HOME	0- 3	0- 1	7- 1				
1- 5	0- 2	1- 1	AWAY	0- 0	0- 0	0- 2				
0- 3	0- 1	0- 0	NEUTRAL	0- 1	0- 1	0- 0				
6- 8	0- 1	0- 1	NON-CONFERENCE	0- 2	0- 2	6- 2				
6- 4	0- 0	0- 1	HOME	0- 1	0- 1	6- 1				
0- 1	0- 0	0- 0	AWAY	0- 0	0- 0	0- 1				
0- 3	0- 1	0- 0	NEUTRAL	0- 1	0- 1	0- 0				
2- 8	0- 3	1- 2	CONFERENCE	0- 2	0- 0	1- 1				
1- 4	0- 1	0- 1	HOME	0- 2	0- 0	1- 0				
1- 4	0- 2	1- 1	AWAY	0- 0	0- 0	0- 1				
0- 0	0- 0	0- 0	NEUTRAL	0- 0	0- 0	0- 0				

RPI S	Opponent	Score	RPI S	Opponent	Score	RPI S	Opponent	Score	RPI S	Opponent	Score	Team's RPI: 194
6 N	UConn	50 90	26 A	Kentucky	55 49	53 N	Purdue	59 70	109 N	St. John's (NY)	59 64	
7 A	Mississippi St.	49 80	33 A	Missouri	55 78	56 H	LSU	41 55	123 H	IUPUI	58 66	
15 A	South Carolina	42 76	43 H	TCU	50 55	79 H	Troy	54 71	154 A	Louisiana Tech	71 80	
21 H	Texas A&M	60 72	50 H	Auburn	51 64	82 H	Arkansas	55 85	170 H	Temple	62 55	
									176 A	Vanderbilt	68 80	
									202 H	Jacksonville St.	49 60	
									209 H	Florida	76 66	
									253 H	Louisiana	79 57	
									266 H	Norfolk St.	60 42	
									273 H	North Florida	82 69	
									284 H	Western Mich.	69 66	
									345 H	Savannah St.	74 51	
LAST 12 Division I GAMES:												
15 A	South Carolina	42 76	26 A	Kentucky	55 49							
21 H	Texas A&M	60 72	56 H	LSU	41 55							
50 H	Auburn	51 64	82 H	Arkansas	55 85							
7 A	Mississippi St.	49 80	33 A	Missouri	55 78							
176 A	Vanderbilt	68 80	273 H	North Florida	82 69							
209 H	Florida	76 66	79 H	Troy	54 71							

Non-Div I Games:

Ole Miss

■ Loss,
■ Non-Conf,
■ S Site,
■ H Home
■ A Away
N Neutral

Average RPI Win:	325	WON-LOST	WINNING	LAST 10	STRENGTH OF	OPP. STRENGTH	TEAM	ADJ.	CONF.	ADJ CONF.
Average RPI Loss:	153	RECORD	PCT. RANK	GAMES	SCHEDULE	OF SCHEDULE	RPI	RPI	RPI	RPI
DIV. I ONLY	5- 17	309	1- 0	265	260	319	319	19	19	
DIV. I NON-CONF.	4- 7	228	1- 0	298	311	287	287	19	19	
TOTALS	RPI 1-25	RPI 26-50	W-L RECORDS	RPI 51-100	RPI 101-150	RPI 150+				
5- 17	0- 0	0- 3	OVERALL	0- 2	0- 2	5- 10				
3- 7	0- 0	0- 1	HOME	0- 0	0- 0	3- 6				
1- 9	0- 0	0- 2	AWAY	0- 2	0- 2	1- 3				
1- 1	0- 0	0- 0	NEUTRAL	0- 0	0- 0	1- 1				
4- 7	0- 0	0- 0	NON-CONFERENCE	0- 2	0- 2	4- 3				
2- 2	0- 0	0- 0	HOME	0- 0	0- 0	2- 2				
1- 4	0- 0	0- 0	AWAY	0- 2	0- 2	1- 0				
1- 1	0- 0	0- 0	NEUTRAL	0- 0	0- 0	1- 1				
1- 10	0- 0	0- 3	CONFERENCE	0- 0	0- 0	1- 7				
1- 5	0- 0	0- 1	HOME	0- 0	0- 0	1- 4				
0- 5	0- 0	0- 2	AWAY	0- 0	0- 0	0- 3				
0- 0	0- 0	0- 0	NEUTRAL	0- 0	0- 0	0- 0				

RPI S	Opponent	Score	RPI S	Opponent	Score	RPI S	Opponent	Score	RPI S	Opponent	Score	Team's RPI: 319
29	A South Dakota St.	47 81	54	A Kansas St.	46 61	115	A Creighton	51 66				
39	A South Dakota	33 78	83	A UNI	50 79	138	A Montana St.	56 59				
39	H South Dakota	49 80				156	H Bradley	60 80				
						158	H CSUN	52 64				
						169	H Denver	68 95				
						175	H Oral Roberts	56 71				
						217	A Western Ill.	70 78				
						217	H Western Ill.	67 79				
						224	A North Dakota	57 68				
						224	H North Dakota	68 69				
						235	N Campbell	52 65				
						274	H CSU Bakersfield	53 46				
						320	H North Dakota St.	78 61				
						334	A Purdue Fort Wayne	48 56				
						339	A Detroit Mercy	51 42				
						343	H USC Upstate	96 69				
						349	N Florida A&M	57 50				
LAST 12 Division I GAMES:												
349	N Florida A&M	57 50	39	H South Dakota	49 80							
217	H Western Ill.	67 79	217	A Western Ill.	70 78							
39	A South Dakota	33 78	224	A North Dakota	57 68							
224	H North Dakota	68 69	320	H North Dakota St.	78 61							
29	A South Dakota St.	47 81	175	H Oral Roberts	56 71							
334	A Purdue Fort Wayne	48 56	169	H Denver	68 95							

Non-Div I Games: Peru St. 91 44 Graceland (IA) 81 39

Omaha

Loss, Non-Conf, S Site, H Home A Away N Neutral

Average RPI Win: 264		WON-LOST	WINNING	LAST 10	STRENGTH OF	OPP. STRENGTH	TEAM	ADJ.	CONF.	ADJ CONF.
Average RPI Loss: 91		RECORD	PCT. RANK	GAMES	SCHEDULE	OF SCHEDULE	RPI	RPI	RPI	RPI
DIV. I ONLY		11- 12	174	0- 1	171	161	175	175	19	19
DIV. I NON-CONF.		5- 6	177	0- 0	166	110	158	158	19	19
TOTALS	RPI 1-25	RPI 26-50		W-L RECORDS		RPI 51-100	RPI 101-150	RPI 150+		
11- 12	0- 1	0- 4		OVERALL		0- 2	0- 3	11- 2		
6- 5	0- 0	0- 2		HOME		0- 1	0- 1	6- 1		
5- 7	0- 1	0- 2		AWAY		0- 1	0- 2	5- 1		
0- 0	0- 0	0- 0		NEUTRAL		0- 0	0- 0	0- 0		
5- 6	0- 1	0- 0		NON-CONFERENCE		0- 2	0- 3	5- 0		
2- 2	0- 0	0- 0		HOME		0- 1	0- 1	2- 0		
3- 4	0- 1	0- 0		AWAY		0- 1	0- 2	3- 0		
0- 0	0- 0	0- 0		NEUTRAL		0- 0	0- 0	0- 0		
6- 6	0- 0	0- 4		CONFERENCE		0- 0	0- 0	6- 2		
4- 3	0- 0	0- 2		HOME		0- 0	0- 0	4- 1		
2- 3	0- 0	0- 2		AWAY		0- 0	0- 0	2- 1		
0- 0	0- 0	0- 0		NEUTRAL		0- 0	0- 0	0- 0		

RPI 1-25				RPI 26-50				RPI 51-100				RPI 101+ Team's RPI: 175			
RPI	S	Opponent	Score	RPI	S	Opponent	Score	RPI	S	Opponent	Score	RPI	S	Opponent	Score
11	A	Iowa	77 90	29	A	South Dakota St.	55 68	82	A	Arkansas	61 74	111	A	Oklahoma St.	69 89
				29	H	South Dakota St.	65 74	88	H	UT Arlington	62 80	118	A	Kansas	58 70
				39	A	South Dakota	64 75					149	H	Tulsa	68 76
				39	H	South Dakota	72 76					169	A	Denver	76 93
												169	H	Denver	74 66
												181	A	Texas St.	81 64
												189	A	Sam Houston St.	73 62
												217	H	Western Ill.	68 64
												224	H	North Dakota	67 75
												236	H	UMKC	75 64
												271	H	Southern Utah	64 59
												319	A	Omaha	71 56
												320	H	North Dakota St.	101 72
												333	A	Houston Baptist	74 56
												334	A	Purdue Fort Wayne	72 61
												334	H	Purdue Fort Wayne	66 56
LAST 12 Division I GAMES:															
				39	A	South Dakota	64 75	39	H	South Dakota	72 76				
				169	H	Denver	74 66	29	A	South Dakota St.	55 68				
				29	H	South Dakota St.	65 74	334	A	Purdue Fort Wayne	72 61				
				334	H	Purdue Fort Wayne	66 56	217	H	Western Ill.	68 64				
				320	H	North Dakota St.	101 72	224	H	North Dakota	67 75				
				169	A	Denver	76 93	319	A	Omaha	71 56				

Non-Div I Games:	Harris-Stowe	74	46	Cent. Christian (KS94	47
------------------	--------------	----	----	-----------------------	----

Oral Roberts

Loss, Non-Conf, S Site, H Home A Away N Neutral

Page 218

Oregon

Through Games Of Feb. 12, 2019

Average RPI Win:	97	WON-LOST	WINNING	LAST 10	STRENGTH OF	OPP. STRENGTH	TEAM	ADJ.	CONF.	ADJ CONF.
Average RPI Loss:	20	RECORD	PCT. RANK	GAMES	SCHEDULE	OF SCHEDULE	RPI	RPI	RPI	RPI
DIV. I ONLY	22- 1	2	1- 0	20	5	4	4	2	2	
DIV. I NON-CONF.	10- 1	17	0- 0	15	41	5	5	2	2	
TOTALS	RPI 1-25	RPI 26-50	W-L RECORDS	RPI 51-100	RPI 101-150	RPI 150+				
22- 1	5- 1	5- 0	OVERALL	2- 0	5- 0	5- 0				
12- 0	4- 0	0- 0	HOME	2- 0	3- 0	3- 0				
9- 1	1- 1	5- 0	AWAY	0- 0	2- 0	1- 0				
1- 0	0- 0	0- 0	NEUTRAL	0- 0	0- 0	1- 0				
10- 1	3- 1	2- 0	NON-CONFERENCE	0- 0	0- 0	5- 0				
6- 0	3- 0	0- 0	HOME	0- 0	0- 0	3- 0				
3- 1	0- 1	2- 0	AWAY	0- 0	0- 0	1- 0				
1- 0	0- 0	0- 0	NEUTRAL	0- 0	0- 0	1- 0				
12- 0	2- 0	3- 0	CONFERENCE	2- 0	5- 0	0- 0				
6- 0	1- 0	0- 0	HOME	2- 0	3- 0	0- 0				
6- 0	1- 0	3- 0	AWAY	0- 0	2- 0	0- 0				
0- 0	0- 0	0- 0	NEUTRAL	0- 0	0- 0	0- 0				

RPI	S	Opponent	Score	RPI	S	Opponent	Score	RPI	S	Opponent	Score	RPI	S	Opponent	Score
5	A	Stanford	88 48	29	A	South Dakota St.	87 79	51	H	Utah	87 65	122	A	Washington St.	79 64
7	H	Mississippi St.	82 74	36	A	California	105 82	80	H	Arizona	93 60	122	H	Washington St.	98 58
9	H	Syracuse	75 73	38	A	UCLA	72 52					134	H	Colorado	102 43
18	H	Arizona St.	77 71	46	A	Saint Mary's (CA)	79 55					146	A	Washington	76 57
20	A	Michigan St.	82 88	49	A	Southern California	93 53					146	H	Washington	84 71
25	H	Buffalo	102 82									165	N	UC Riverside	94 44
												168	H	UC Irvine	115 69
												221	A	Utah St.	88 58
												252	H	Air Force	82 36
												259	H	Long Beach St.	110 48
LAST 12 Division I GAMES:															
5	A	Stanford	88 48	80	H	Arizona	93 60								
36	A	California	105 82	18	H	Arizona St.	77 71								
134	H	Colorado	102 43	38	A	UCLA	72 52								
51	H	Utah	87 65	49	A	Southern California	93 53								
146	A	Washington	76 57	122	H	Washington St.	98 58								
122	A	Washington St.	79 64	146	H	Washington	84 71								

Non-Div I Games: Alas. Fairbanks 115 36

Oregon

■ Loss,
 ■ Non-Conf, S Site,
 ■ Home
 ■ Away
 N Neutral

Average RPI Win:	139	WON-LOST	WINNING	LAST 10	STRENGTH OF	OPP. STRENGTH	TEAM	ADJ.	CONF.	ADJ CONF.
Average RPI Loss:	11	RECORD	PCT. RANK	GAMES	SCHEDULE	OF SCHEDULE	RPI	RPI	RPI	RPI
DIV. I ONLY	20- 4	18	0- 1	120	3	30	30	2	2	
DIV. I NON-CONF.	10- 2	37	0- 1	218	19	69	69	2	2	
TOTALS	RPI 1-25	RPI 26-50	W-L RECORDS	RPI 51-100	RPI 101-150	RPI 150+				
20- 4	1- 4	4- 0	OVERALL	3- 0	6- 0	6- 0				
12- 1	0- 1	1- 0	HOME	3- 0	3- 0	5- 0				
5- 1	0- 1	3- 0	AWAY	0- 0	2- 0	0- 0				
3- 2	1- 2	0- 0	NEUTRAL	0- 0	1- 0	1- 0				
10- 2	1- 2	1- 0	NON-CONFERENCE	1- 0	1- 0	6- 0				
7- 0	0- 0	1- 0	HOME	1- 0	0- 0	5- 0				
0- 0	0- 0	0- 0	AWAY	0- 0	0- 0	0- 0				
3- 2	1- 2	0- 0	NEUTRAL	0- 0	1- 0	1- 0				
10- 2	0- 2	3- 0	CONFERENCE	2- 0	5- 0	0- 0				
5- 1	0- 1	0- 0	HOME	2- 0	3- 0	0- 0				
5- 1	0- 1	3- 0	AWAY	0- 0	2- 0	0- 0				
0- 0	0- 0	0- 0	NEUTRAL	0- 0	0- 0	0- 0				

RPI S	Opponent	Score	RPI S	Opponent	Score	Team's RPI: 30	RPI S	Opponent	Score	RPI S	Opponent	Score	RPI S	Opponent	Score
1 N	Notre Dame	81 91	36 A	California	82 74		51 H	Utah	71 63	122 A	Washington St.	52 35			
5 A	Stanford	44 61	38 A	UCLA	83 73		74 H	Duke	71 57	122 H	Washington St.	76 69			
15 N	South Carolina	70 68	46 H	Saint Mary's (CA)	89 56		80 H	Arizona	86 64	129 N	Western Ky.	74 60			
18 H	Arizona St.	76 79	49 A	Southern California	76 52					134 H	Colorado	89 65			
21 N	Texas A&M	70 76								146 A	Washington	86 39			
										146 H	Washington	78 67			
										184 H	Santa Clara	82 31			
										197 N	Eastern Wash.	93 45			
										274 H	CSU Bakersfield	92 52			
										285 H	La Salle	100 46			
										314 H	Cal Poly	79 54			
										347 H	Ark.-Pine Bluff	89 33			
LAST 12 Division I GAMES:															
1 N	Notre Dame	81 91	122 A	Washington St.	52 35										
15 N	South Carolina	70 68	146 A	Washington	86 39										
36 A	California	82 74	18 H	Arizona St.	76 79										
5 A	Stanford	44 61	80 H	Arizona	86 64										
51 H	Utah	71 63	49 A	Southern California	76 52										
134 H	Colorado	89 65	38 A	UCLA	83 73										

Non-Div I Games:

Oregon St.

■ Loss,
■ Non-Conf,
■ S Site,
■ H Home
■ A Away
N Neutral

Pacific

Through Games Of Feb. 12, 2019

Average RPI Win:	206	WON-LOST	WINNING	LAST 10	STRENGTH OF	OPP. STRENGTH	TEAM	ADJ.	CONF.	ADJ CONF.
Average RPI Loss:	39	RECORD	PCT. RANK	GAMES	SCHEDULE	OF SCHEDULE	RPI	RPI	RPI	RPI
DIV. I ONLY	15- 8	91	0- 1	100	93	81	81	8	8	
DIV. I NON-CONF.	7- 3	83	0- 0	204	166	87	87	7	7	
TOTALS	RPI 1-25	RPI 26-50	W-L RECORDS	RPI 51-100	RPI 101-150	RPI 150+				
15- 8	0- 3	2- 3	OVERALL	1- 2	1- 0	11- 0				
8- 3	0- 1	2- 1	HOME	0- 1	1- 0	5- 0				
7- 4	0- 2	0- 1	AWAY	1- 1	0- 0	6- 0				
0- 1	0- 0	0- 1	NEUTRAL	0- 0	0- 0	0- 0				
7- 3	0- 1	1- 1	NON-CONFERENCE	1- 1	0- 0	5- 0				
4- 0	0- 0	1- 0	HOME	0- 0	0- 0	3- 0				
3- 2	0- 1	0- 0	AWAY	1- 1	0- 0	2- 0				
0- 1	0- 0	0- 1	NEUTRAL	0- 0	0- 0	0- 0				
8- 5	0- 2	1- 2	CONFERENCE	0- 1	1- 0	6- 0				
4- 3	0- 1	1- 1	HOME	0- 1	1- 0	2- 0				
4- 2	0- 1	0- 1	AWAY	0- 0	0- 0	4- 0				
0- 0	0- 0	0- 0	NEUTRAL	0- 0	0- 0	0- 0				

RPI 1-25				RPI 26-50				RPI 51-100 Team's RPI: 81				RPI 101+			
RPI	S	Opponent	Score	RPI	S	Opponent	Score	RPI	S	Opponent	Score	RPI	S	Opponent	Score
13	A	Gonzaga	65 88	36	N	California	69 81	59	A	Lamar University	66 82	124	H	Pepperdine	78 67
13	H	Gonzaga	51 63	37	A	BYU	49 75	92	A	UC Davis	83 80	161	A	Portland	76 66
14	A	UCF	57 64	37	H	BYU	74 77	100	H	Loyola Marymount	67 72	161	H	Portland	87 77
				46	H	Saint Mary's (CA)	76 67					184	A	Santa Clara	74 70
				47	H	Wyoming	70 64					241	A	San Francisco	85 75
												246	A	Cal St. Fullerton	72 64
												258	A	San Diego	70 53
												258	H	San Diego	79 47
												293	H	UC Santa Barbara	69 53
												320	H	North Dakota St.	75 68
												323	A	San Jose St.	91 67
												342	H	Seattle U	75 61
LAST 12 Division I GAMES:															
				37	A	BYU	49 75	241	A	San Francisco	85 75				
				258	A	San Diego	70 53	184	A	Santa Clara	74 70				
				161	H	Portland	87 77	258	H	San Diego	79 47				
				13	H	Gonzaga	51 63	37	H	BYU	74 77				
				124	H	Pepperdine	78 67	13	A	Gonzaga	65 88				
				100	H	Loyola Marymount	67 72	161	A	Portland	76 66				

Non-Div I Games:

Pacific

■ Loss,
 ■ Non-Conf, S Site,
 ■ Home
 ■ Away
 N Neutral

P

P

Non-Div I Games:	Haverford	81	46
------------------	-----------	----	----

Page 222

Average RPI Win:	168	WON-LOST	WINNING	LAST 10	STRENGTH OF	OPP. STRENGTH	TEAM	ADJ.	CONF.	ADJ CONF.
Average RPI Loss:	58	RECORD	PCT. RANK	GAMES	SCHEDULE	OF SCHEDULE	RPI	RPI	RPI	RPI
DIV. I ONLY	10- 13	210	0- 1	27	65	133	133	4	4	
DIV. I NON-CONF.	7- 4	108	0- 0	54	130	104	104	6	6	
TOTALS	RPI 1-25	RPI 26-50	W-L RECORDS	RPI 51-100	RPI 101-150	RPI 150+				
10- 13	0- 6	0- 2	OVERALL	2- 1	2- 3	6- 1				
8- 8	0- 3	0- 1	HOME	2- 1	1- 2	5- 1				
2- 5	0- 3	0- 1	AWAY	0- 0	1- 1	1- 0				
0- 0	0- 0	0- 0	NEUTRAL	0- 0	0- 0	0- 0				
7- 4	0- 1	0- 1	NON-CONFERENCE	2- 0	2- 1	3- 1				
6- 3	0- 0	0- 1	HOME	2- 0	1- 1	3- 1				
1- 1	0- 1	0- 0	AWAY	0- 0	1- 0	0- 0				
0- 0	0- 0	0- 0	NEUTRAL	0- 0	0- 0	0- 0				
3- 9	0- 5	0- 1	CONFERENCE	0- 1	0- 2	3- 0				
2- 5	0- 3	0- 0	HOME	0- 1	0- 1	2- 0				
1- 4	0- 2	0- 1	AWAY	0- 0	0- 1	1- 0				
0- 0	0- 0	0- 0	NEUTRAL	0- 0	0- 0	0- 0				

RPI S	Opponent	Score	RPI S	Opponent	Score	RPI S	Opponent	Score	RPI S	Opponent	Score	Team's RPI: 133
11	H Iowa	61 81	36	H California	58 75	57	H Michigan	62 66	107	A Ohio St.	73 78	
16	A Florida St.	58 87	40	A Indiana	75 83	94	H Princeton	79 71	107	H Ohio St.	71 76	
17	A Maryland	67 79				95	H American	80 59	117	H Providence	74 72	
17	H Maryland	61 77							130	A Fordham	72 55	
19	A Rutgers	61 74							150	H Duquesne	58 64	
19	H Rutgers	61 69							159	H Stony Brook	70 81	
									186	H Illinois	62 48	
									188	A Wisconsin	65 59	
									188	H Wisconsin	71 64	
									212	H St. Bonaventure	80 65	
									224	H North Dakota	75 68	
									244	H Jacksonville	80 61	
LAST 12 Division I GAMES:												
57	H Michigan	62 66	107	H Ohio St.	71 76							
107	A Ohio St.	73 78	186	H Illinois	62 48							
11	H Iowa	61 81	19	A Rutgers	61 74							
19	H Rutgers	61 69	188	H Wisconsin	71 64							
188	A Wisconsin	65 59	40	A Indiana	75 83							
17	A Maryland	67 79	17	H Maryland	61 77							

Non-Div I Games:

Penn St.

■ Loss,
 ■ Non-Conf, S Site,
 ■ Home
 ■ Away
 N Neutral

Pepperdine

Through Games Of Feb. 12, 2019

Average RPI Win:	226	WON-LOST	WINNING	LAST 10	STRENGTH OF	OPP. STRENGTH	TEAM	ADJ.	CONF.	ADJ CONF.
Average RPI Loss:	102	RECORD	PCT. RANK	GAMES	SCHEDULE	OF SCHEDULE	RPI	RPI	RPI	RPI
DIV. I ONLY	15- 8	91	0- 0	264	98	124	124	8	8	
DIV. I NON-CONF.	6- 4	125	0- 0	346	184	218	218	7	7	
TOTALS	RPI 1-25	RPI 26-50	W-L RECORDS	RPI 51-100	RPI 101-150	RPI 150+				
15- 8	0- 1	1- 2	OVERALL	1- 1	0- 3	13- 1				
7- 1	0- 1	1- 0	HOME	1- 0	0- 0	5- 0				
6- 6	0- 0	0- 2	AWAY	0- 1	0- 3	6- 0				
2- 1	0- 0	0- 0	NEUTRAL	0- 0	0- 0	2- 1				
6- 4	0- 0	0- 0	NON-CONFERENCE	0- 0	0- 3	6- 1				
1- 0	0- 0	0- 0	HOME	0- 0	0- 0	1- 0				
3- 3	0- 0	0- 0	AWAY	0- 0	0- 3	3- 0				
2- 1	0- 0	0- 0	NEUTRAL	0- 0	0- 0	2- 1				
9- 4	0- 1	1- 2	CONFERENCE	1- 1	0- 0	7- 0				
6- 1	0- 1	1- 0	HOME	1- 0	0- 0	4- 0				
3- 3	0- 0	0- 2	AWAY	0- 1	0- 0	3- 0				
0- 0	0- 0	0- 0	NEUTRAL	0- 0	0- 0	0- 0				

RPI 1-25				RPI 26-50				RPI 51-100				RPI 101+ Team's RPI: 124			
RPI	S	Opponent	Score	RPI	S	Opponent	Score	RPI	S	Opponent	Score	RPI	S	Opponent	Score
13	H	Gonzaga	54 79	37	A	BYU	58 83	81	A	Pacific	67 78	102	A	Idaho St.	63 65
				37	H	BYU	79 65	100	H	Loyola Marymount	95 86	117	A	Providence	47 66
				46	A	Saint Mary's (CA)	68 79					134	A	Colorado	65 80
												161	H	Portland	82 68
												184	A	Santa Clara	76 74
												184	H	Santa Clara	74 48
												232	N	Sacramento St.	113 97
												241	A	San Francisco	72 66
												241	H	San Francisco	69 50
												243	A	Hawaii	65 64
												258	A	San Diego	74 55
												258	H	San Diego	88 65
												280	N	Northern Ky.	51 46
												285	N	La Salle	55 62
												314	A	Cal Poly	70 63
												317	H	Weber St.	68 47
												342	A	Seattle U	78 64
LAST 12 Division I GAMES:															
184	A	Santa Clara	76 74	100	H	Loyola Marymount	95 86								
241	A	San Francisco	72 66	241	H	San Francisco	69 50								
37	H	BYU	79 65	184	H	Santa Clara	74 48								
258	H	San Diego	88 65	258	A	San Diego	74 55								
81	A	Pacific	67 78	37	A	BYU	58 83								
46	A	Saint Mary's (CA)	68 79	13	H	Gonzaga	54 79								

Non-Div I Games: Cal St. L.A. 80 56

Pepperdine

Loss, Non-Conf, S Site, H Home A Away N Neutral

Average RPI Win:	163	WON-LOST	WINNING	LAST 10	STRENGTH OF	OPP. STRENGTH	TEAM	ADJ.	CONF.	ADJ CONF.
Average RPI Loss:	61	RECORD	PCT. RANK	GAMES	SCHEDULE	OF SCHEDULE	RPI	RPI	RPI	RPI
DIV. I ONLY	9- 16	250	0- 1	19	38	127	127	1	1	
DIV. I NON-CONF.	9- 5	104	0- 0	61	146	85	85	1	1	
TOTALS	RPI 1-25	RPI 26-50	W-L RECORDS	RPI 51-100	RPI 101-150	RPI 150+				
9- 16	0- 6	0- 1	OVERALL	3- 6	3- 2	3- 1				
5- 9	0- 3	0- 0	HOME	1- 4	2- 2	2- 0				
2- 6	0- 3	0- 1	AWAY	1- 2	1- 0	0- 0				
2- 1	0- 0	0- 0	NEUTRAL	1- 0	0- 0	1- 1				
9- 5	0- 1	0- 0	NON-CONFERENCE	3- 2	3- 1	3- 1				
5- 3	0- 1	0- 0	HOME	1- 1	2- 1	2- 0				
2- 1	0- 0	0- 0	AWAY	1- 1	1- 0	0- 0				
2- 1	0- 0	0- 0	NEUTRAL	1- 0	0- 0	1- 1				
0- 11	0- 5	0- 1	CONFERENCE	0- 4	0- 1	0- 0				
0- 6	0- 2	0- 0	HOME	0- 3	0- 1	0- 0				
0- 5	0- 3	0- 1	AWAY	0- 1	0- 0	0- 0				
0- 0	0- 0	0- 0	NEUTRAL	0- 0	0- 0	0- 0				

RPI S Opponent Score	RPI S Opponent Score	RPI S Opponent Score	RPI S Opponent Score
1 A Notre Dame 44 100	42 A Georgia Tech 55 67	58 H Clemson 59 65	103 H UNCW 60 56
3 A Louisville 42 70		68 H Virginia Tech 58 74	105 H Boston College 55 59
9 H Syracuse 50 82		70 H West Virginia 43 77	126 H Youngstown St. 55 64
12 A NC State 34 63		74 A Duke 55 74	130 H Fordham 65 62
14 H UCF 58 61		82 N Arkansas 61 54	150 A Duquesne 66 58
23 H Miami (FL) 51 65		86 H Cincinnati 65 48	188 N Wisconsin 42 57
		90 A Northwestern 52 49	214 H Saint Francis (PA) 78 75
		91 A Georgetown 41 70	290 N Tennessee St. 78 56
		96 H Virginia 57 74	318 H New Orleans 90 38
LAST 12 Division I GAMES:			
23 H Miami (FL) 51 65	58 H Clemson 59 65		
42 A Georgia Tech 55 67	9 H Syracuse 50 82		
74 A Duke 55 74	105 H Boston College 55 59		
68 H Virginia Tech 58 74	12 A NC State 34 63		
3 A Louisville 42 70	1 Notre Dame 44 100		
96 H Virginia 57 74	150 A Duquesne 66 58		

Non-Div I Games:

Pittsburgh

■ Loss,
■ Non-Conf,
■ S Site,
■ H Home
■ A Away
N Neutral

Average RPI Win:	257	WON-LOST	WINNING	LAST 10	STRENGTH OF	OPP. STRENGTH	TEAM	ADJ.	CONF.	ADJ CONF.
Average RPI Loss:	86	RECORD	PCT. RANK	GAMES	SCHEDULE	OF SCHEDULE	RPI	RPI	RPI	RPI
DIV. I ONLY	8- 13	241	0- 0	67	163	161	161	8	8	
DIV. I NON-CONF.	6- 3	91	0- 0	165	343	120	120	7	7	
TOTALS	RPI 1-25	RPI 26-50	W-L RECORDS	RPI 51-100	RPI 101-150	RPI 150+				
8- 13	0- 2	0- 3	OVERALL	0- 4	0- 2	8- 2				
4- 5	0- 1	0- 1	HOME	0- 1	0- 0	4- 2				
4- 7	0- 1	0- 2	AWAY	0- 2	0- 2	4- 0				
0- 1	0- 0	0- 0	NEUTRAL	0- 1	0- 0	0- 0				
6- 3	0- 0	0- 0	NON-CONFERENCE	0- 1	0- 1	6- 1				
3- 1	0- 0	0- 0	HOME	0- 0	0- 0	3- 1				
3- 1	0- 0	0- 0	AWAY	0- 0	0- 1	3- 0				
0- 1	0- 0	0- 0	NEUTRAL	0- 1	0- 0	0- 0				
2- 10	0- 2	0- 3	CONFERENCE	0- 3	0- 1	2- 1				
1- 4	0- 1	0- 1	HOME	0- 1	0- 0	1- 1				
1- 6	0- 1	0- 2	AWAY	0- 2	0- 1	1- 0				
0- 0	0- 0	0- 0	NEUTRAL	0- 0	0- 0	0- 0				

RPI 1-25				RPI 26-50				RPI 51-100				RPI 101+ Team's RPI: 161			
RPI	S	Opponent	Score	RPI	S	Opponent	Score	RPI	S	Opponent	Score	RPI	S	Opponent	Score
13	A	Gonzaga	71 97	37	A	BYU	71 79	80	N	Arizona	70 92	124	A	Pepperdine	68 82
13	H	Gonzaga	62 93	46	A	Saint Mary's (CA)	85 113	81	A	Pacific	77 87	140	A	Portland St.	79 92
				46	H	Saint Mary's (CA)	91 98	81	H	Pacific	66 76	168	H	UC Irvine	69 84
								100	A	Loyola Marymount	58 76	184	H	Santa Clara	66 72
												221	H	Utah St.	61 54
												241	H	San Francisco	78 73
												243	A	Hawaii	72 65
												246	H	Cal St. Fullerton	83 74
												252	H	Air Force	79 60
												258	A	San Diego	69 60
												281	A	Utah Valley	65 60
												317	A	Weber St.	89 73
LAST 12 Division I GAMES:															
13	H	Gonzaga	62 93	258	A	San Diego	69 60								
81	A	Pacific	77 87	13	A	Gonzaga	71 97								
46	A	Saint Mary's (CA)	85 113	46	H	Saint Mary's (CA)	91 98								
241	H	San Francisco	78 73	81	H	Pacific	66 76								
184	H	Santa Clara	66 72	100	A	Loyola Marymount	58 76								
37	A	BYU	71 79	124	A	Pepperdine	68 82								

Non-Div I Games: Warner Pacific 98 63 Willamette 82 27

Portland

Loss, Non-Conf, S Site, H Home A Away N Neutral

Average RPI Win:	232	WON-LOST	WINNING	LAST 10	STRENGTH OF	OPP. STRENGTH	TEAM	ADJ.	CONF.	ADJ CONF.
Average RPI Loss:	115	RECORD	PCT. RANK	GAMES	SCHEDULE	OF SCHEDULE	RPI	RPI	RPI	RPI
DIV. I ONLY	16- 4	27	1- 0	311	196	140	140	16	16	
DIV. I NON-CONF.	7- 1	30	0- 0	338	266	171	171	12	12	
TOTALS	RPI 1-25	RPI 26-50	W-L RECORDS	RPI 51-100	RPI 101-150	RPI 150+				
16- 4	0- 0	0- 0	OVERALL	2- 2	1- 1	13- 1				
12- 2	0- 0	0- 0	HOME	2- 0	1- 1	9- 1				
4- 2	0- 0	0- 0	AWAY	0- 2	0- 0	4- 0				
0- 0	0- 0	0- 0	NEUTRAL	0- 0	0- 0	0- 0				
7- 1	0- 0	0- 0	NON-CONFERENCE	1- 0	0- 0	6- 1				
5- 1	0- 0	0- 0	HOME	1- 0	0- 0	4- 1				
2- 0	0- 0	0- 0	AWAY	0- 0	0- 0	2- 0				
0- 0	0- 0	0- 0	NEUTRAL	0- 0	0- 0	0- 0				
9- 3	0- 0	0- 0	CONFERENCE	1- 2	1- 1	7- 0				
7- 1	0- 0	0- 0	HOME	1- 0	1- 1	5- 0				
2- 2	0- 0	0- 0	AWAY	0- 2	0- 0	2- 0				
0- 0	0- 0	0- 0	NEUTRAL	0- 0	0- 0	0- 0				

RPI S	Opponent	Score	RPI S	Opponent	Score	RPI S	Opponent	Score	RPI S	Opponent	Score	Team's RPI: 140
						89	A Idaho	78 80	102	H Idaho St.	57 58	
						92	H UC Davis	65 50	138	H Montana St.	55 53	
						99	A Northern Colo.	63 79	161	H Portland	92 79	
						99	H Northern Colo.	85 66	164	H Montana	78 60	
									168	H UC Irvine	68 73	
									197	A Eastern Wash.	76 64	
									216	H UNLV	58 49	
									232	H Sacramento St.	74 58	
									234	H Northern Ariz.	72 55	
									265	A UTEP	89 61	
									271	H Southern Utah	63 49	
									317	A Weber St.	77 59	
									317	H Weber St.	65 38	
									323	H San Jose St.	80 51	
									338	A Grand Canyon	60 55	
									342	H Seattle U	68 43	
LAST 12 Division I GAMES:												
			99	H Northern Colo.	85 66		234	H Northern Ariz.	72 55			
			232	H Sacramento St.	74 58		271	H Southern Utah	63 49			
			102	H Idaho St.	57 58		317	A Weber St.	77 59			
			317	H Weber St.	65 38		164	H Montana	78 60			
			89	A Idaho	78 80		138	H Montana St.	55 53			
			197	A Eastern Wash.	76 64		99	A Northern Colo.	63 79			

Non-Div I Games: Warner Pacific 102 49

Portland St.

Prairie View

Through Games Of Feb. 12, 2019

Average RPI Win:	287	WON-LOST	WINNING	LAST 10	STRENGTH OF	OPP. STRENGTH	TEAM	ADJ.	CONF.	ADJ CONF.
Average RPI Loss:	125	RECORD	PCT. RANK	GAMES	SCHEDULE	OF SCHEDULE	RPI	RPI	RPI	RPI
DIV. I ONLY	8- 10	208	0- 1	230	250	199	199	29	29	
DIV. I NON-CONF.	1- 7	319	0- 0	23	45	190	190	27	27	
TOTALS	RPI 1-25	RPI 26-50	W-L RECORDS	RPI 51-100	RPI 101-150	RPI 150+				
8- 10	0- 2	0- 1	OVERALL	0- 1	0- 2	8- 4				
3- 3	0- 0	0- 1	HOME	0- 0	0- 0	3- 2				
4- 7	0- 2	0- 0	AWAY	0- 1	0- 2	4- 2				
1- 0	0- 0	0- 0	NEUTRAL	0- 0	0- 0	1- 0				
1- 7	0- 2	0- 1	NON-CONFERENCE	0- 1	0- 2	1- 1				
0- 1	0- 0	0- 1	HOME	0- 0	0- 0	0- 0				
0- 6	0- 2	0- 0	AWAY	0- 1	0- 2	0- 1				
1- 0	0- 0	0- 0	NEUTRAL	0- 0	0- 0	1- 0				
7- 3	0- 0	0- 0	CONFERENCE	0- 0	0- 0	7- 3				
3- 2	0- 0	0- 0	HOME	0- 0	0- 0	3- 2				
4- 1	0- 0	0- 0	AWAY	0- 0	0- 0	4- 1				
0- 0	0- 0	0- 0	NEUTRAL	0- 0	0- 0	0- 0				

RPI 1-25				RPI 26-50				RPI 51-100				RPI 101+ Team's RPI: 199			
RPI	S	Opponent	Score	RPI	S	Opponent	Score	RPI	S	Opponent	Score	RPI	S	Opponent	Score
10	A	Iowa St.	46 94	31	H	Rice	58 68	82	A	Arkansas	44 71	111	A	Oklahoma St.	50 70
21	A	Texas A&M	57 70									134	A	Colorado	38 79
												185	A	Southern U.	55 54
												211	A	Texas Southern	67 73
												211	H	Texas Southern	44 52
												215	H	Grambling	63 64
												219	A	UTRGV	50 57
												250	H	Alabama St.	71 59
												267	N	A&M-Corpus Christi	67 59
												286	H	Jackson St.	76 57
												302	H	Alabama A&M	77 65
												310	A	Mississippi Val.	75 65
												347	A	Ark.-Pine Bluff	80 41
												350	A	Alcorn	82 61
LAST 12 Division I GAMES:															
211	A	Texas Southern	67 73	286	H	Jackson St.	76 57	211	H	Texas Southern	44 52				
250	H	Alabama St.	71 59	350	A	Alcorn	82 61	185	A	Southern U.	55 54				
302	H	Alabama A&M	77 65	21	A	Texas A&M	57 70	10	A	Iowa St.	46 94				
347	A	Ark.-Pine Bluff	80 41												
310	A	Mississippi Val.	75 65												
215	H	Grambling	63 64												

Non-Div I Games: Jarvis Christian 117 32 Arlington Baptist 105 31

Prairie View

Presbyterian

Through Games Of Feb. 12, 2019

Average RPI Win:	314	WON-LOST	WINNING	LAST 10	STRENGTH OF	OPP. STRENGTH	TEAM	ADJ.	CONF.	ADJ CONF.
Average RPI Loss:	201	RECORD	PCT. RANK	GAMES	SCHEDULE	OF SCHEDULE	RPI	RPI	RPI	RPI
DIV. I ONLY	4- 19	325	0- 1	287	317	335	335	28	28	
DIV. I NON-CONF.	2- 9	297	0- 0	274	297	316	316	29	29	
TOTALS	RPI 1-25	RPI 26-50	W-L RECORDS	RPI 51-100	RPI 101-150	RPI 150+				
4- 19	0- 0	0- 0	OVERALL	0- 2	0- 4	4- 13				
3- 6	0- 0	0- 0	HOME	0- 0	0- 0	3- 6				
1- 13	0- 0	0- 0	AWAY	0- 2	0- 4	1- 7				
0- 0	0- 0	0- 0	NEUTRAL	0- 0	0- 0	0- 0				
2- 9	0- 0	0- 0	NON-CONFERENCE	0- 1	0- 3	2- 5				
1- 2	0- 0	0- 0	HOME	0- 0	0- 0	1- 2				
1- 7	0- 0	0- 0	AWAY	0- 1	0- 3	1- 3				
0- 0	0- 0	0- 0	NEUTRAL	0- 0	0- 0	0- 0				
2- 10	0- 0	0- 0	CONFERENCE	0- 1	0- 1	2- 8				
2- 4	0- 0	0- 0	HOME	0- 0	0- 0	2- 4				
0- 6	0- 0	0- 0	AWAY	0- 1	0- 1	0- 4				
0- 0	0- 0	0- 0	NEUTRAL	0- 0	0- 0	0- 0				

RPI S	Opponent	Score	RPI S	Opponent	Score	RPI S	Opponent	Score	RPI S	Opponent	Score	Team's RPI: 335
						61	A Tennessee	49 97	103	A UNCW	48 63	
						93	A Radford	49 59	104	A Georgia	59 83	
									128	A High Point	40 79	
									147	A Davidson	56 83	
									176	A Vanderbilt	43 78	
									179	A Hampton	62 79	
									198	A UNC Asheville	45 51	
									198	H UNC Asheville	43 52	
									223	A Furman	68 76	
									235	A Campbell	46 51	
									245	H Gardner-Webb	58 66	
									268	A Samford	54 75	
									272	A Winthrop	52 55	
									272	H Winthrop	54 62	
									283	H Wofford	61 50	
									289	H Ga. Southern	68 69	
									291	A Col. of Charleston	71 65	
									305	H South Carolina St.	48 57	
									316	H Charleston So.	55 63	
									340	H Longwood	81 66	
									343	H USC Upstate	70 54	
LAST 12 Division I GAMES:												
198	A	UNC Asheville	45	51	93	A	Radford	49	59			
272	H	Winthrop	54	62	245	H	Gardner-Webb	58	66			
179	A	Hampton	62	79	343	H	USC Upstate	70	54			
316	H	Charleston So.	55	63	128	A	High Point	40	79			
198	H	UNC Asheville	43	52	340	H	Longwood	81	66			
272	A	Winthrop	52	55	235	A	Campbell	46	51			

Non-Div I Games:

Presbyterian

Loss, Non-Conf, S Site, H Home A Away N Neutral

Average RPI Win:	199	WON-LOST	WINNING	LAST 10	STRENGTH OF	OPP. STRENGTH	TEAM	ADJ.	CONF.	ADJ CONF.
Average RPI Loss:	82	RECORD	PCT. RANK	GAMES	SCHEDULE	OF SCHEDULE	RPI	RPI	RPI	RPI
DIV. I ONLY	11- 9	143	1- 0	64	121	94	94	11	11	
DIV. I NON-CONF.	8- 7	160	0- 0	51	100	74	74	11	11	
TOTALS	RPI 1-25	RPI 26-50	W-L RECORDS	RPI 51-100	RPI 101-150	RPI 150+				
11- 9	0- 1	0- 2	OVERALL	1- 3	3- 2	7- 1				
4- 3	0- 0	0- 0	HOME	1- 2	2- 1	1- 0				
7- 3	0- 0	0- 1	AWAY	0- 0	1- 1	6- 1				
0- 3	0- 1	0- 1	NEUTRAL	0- 1	0- 0	0- 0				
8- 7	0- 1	0- 2	NON-CONFERENCE	1- 1	3- 2	4- 1				
3- 1	0- 0	0- 0	HOME	1- 0	2- 1	0- 0				
5- 3	0- 0	0- 1	AWAY	0- 0	1- 1	4- 1				
0- 3	0- 1	0- 1	NEUTRAL	0- 1	0- 0	0- 0				
3- 2	0- 0	0- 0	CONFERENCE	0- 2	0- 0	3- 0				
1- 2	0- 0	0- 0	HOME	0- 2	0- 0	1- 0				
2- 0	0- 0	0- 0	AWAY	0- 0	0- 0	2- 0				
0- 0	0- 0	0- 0	NEUTRAL	0- 0	0- 0	0- 0				

RPI S	Opponent	Score	RPI S	Opponent	Score	RPI S	Opponent	Score	RPI S	Opponent	Score
9 N	Syracuse	61 92	34 N	DePaul	67 82	54 N	Kansas St.	61 80	106 A	Hartford	75 38
			41 A	Villanova	46 67	65 H	Quinnipiac	54 42	120 H	Seton Hall	66 70
						69 H	Penn	60 66	133 A	Penn St.	71 79
						73 H	Yale	86 96	145 H	Marist	60 57
									147 H	Davidson	65 57
									180 A	Rider	89 65
									208 A	George Washington	49 64
									213 A	Monmouth	79 47
									227 H	Brown	93 74
									260 A	St. Francis Brooklyn	83 64
									261 A	Columbia	79 64
									275 A	Cornell	75 46
									313 A	New Hampshire	90 42
LAST 12 Division I GAMES:											
227 H	Brown	93 74	106 A	Hartford	75 38						
73 H	Yale	86 96	260 A	St. Francis Brooklyn	83 64						
275 A	Cornell	75 46	145 H	Marist	60 57						
261 A	Columbia	79 64	213 A	Monmouth	79 47						
69 H	Penn	60 66	65 H	Quinnipiac	54 42						
313 A	New Hampshire	90 42	147 H	Davidson	65 57						

Non-Div I Games:

Princeton

■ Loss,
■ Non-Conf, S Site,
■ Home
■ Away
N Neutral

Average RPI Win: 166	WON-LOST	WINNING	LAST 10	STRENGTH OF	OPP. STRENGTH	TEAM	ADJ.	CONF.	ADJ CONF.
Average RPI Loss: 91	RECORD	PCT. RANK	GAMES	SCHEDULE	OF SCHEDULE	RPI	RPI	RPI	RPI
DIV. I ONLY	14- 11	141	1- 0	106	70	117	117	6	6
DIV. I NON-CONF.	8- 4	91	1- 0	237	173	151	151	5	5
TOTALS	RPI 1-25	RPI 26-50	W-L RECORDS	RPI 51-100	RPI 101-150	RPI 150+			
14- 11	0- 1	2- 2	OVERALL	1- 4	5- 3	6- 1			
9- 4	0- 0	2- 0	HOME	1- 3	2- 1	4- 0			
4- 7	0- 1	0- 2	AWAY	0- 1	3- 2	1- 1			
1- 0	0- 0	0- 0	NEUTRAL	0- 0	0- 0	1- 0			
8- 4	0- 0	0- 0	NON-CONFERENCE	1- 2	2- 1	5- 1			
5- 2	0- 0	0- 0	HOME	1- 2	1- 0	3- 0			
2- 2	0- 0	0- 0	AWAY	0- 0	1- 1	1- 1			
1- 0	0- 0	0- 0	NEUTRAL	0- 0	0- 0	1- 0			
6- 7	0- 1	2- 2	CONFERENCE	0- 2	3- 2	1- 0			
4- 2	0- 0	2- 0	HOME	0- 1	1- 1	1- 0			
2- 5	0- 1	0- 2	AWAY	0- 1	2- 1	0- 0			
0- 0	0- 0	0- 0	NEUTRAL	0- 0	0- 0	0- 0			

RPI 1-25				RPI 26-50				RPI 51-100				RPI 101+ Team's RPI: 117			
RPI	S	Opponent	Score	RPI	S	Opponent	Score	RPI	S	Opponent	Score	RPI	S	Opponent	Score
8	A	Marquette	46 85	34	A	DePaul	62 88	65	H	Quinnipiac	44 48	105	A	Boston College	61 57
				41	A	Villanova	33 53	73	H	Yale	59 42	109	A	St. John's (NY)	67 66
				41	H	Villanova	67 61	78	H	Northeastern	59 65	109	H	St. John's (NY)	57 60
				44	H	Butler	74 68	91	A	Georgetown	56 61	115	A	Creighton	77 63
								91	H	Georgetown	52 68	120	A	Seton Hall	73 79
												120	H	Seton Hall	82 75
												124	H	Pepperdine	66 47
												133	A	Penn St.	72 74
												172	H	Xavier	71 58
												225	H	Sacred Heart	62 52
												228	A	Rhode Island	65 72
												280	H	Northern Ky.	48 43
												285	H	La Salle	77 47
												307	N	Bryant	72 64
												322	A	UMass Lowell	71 47
LAST 12 Division I GAMES:															
307	N	Bryant	72 64	172	H	Xavier	71 58	44	H	Butler	74 68	120	A	Seton Hall	73 79
109	H	St. John's (NY)	57 60	41	H	Villanova	67 61	91	A	Georgetown	56 61	109	A	St. John's (NY)	67 66
120	H	Seton Hall	82 75	41	A	Villanova	33 53	41	H	Villanova	67 61	41	H	Villanova	67 61
91	A	Georgetown	56 61	115	A	Creighton	77 63	91	H	Georgetown	52 68				

Non-Div I Games:

Providence

Through Games of Feb. 11, 1919										
Average RPI Win: 143		WON-LOST	WINNING	LAST 10	STRENGTH OF	OPP. STRENGTH	TEAM	ADJ.	CONF.	ADJ CONF.
Average RPI Loss: 60		RECORD	PCT. RANK	GAMES	SCHEDULE	OF SCHEDULE	RPI	RPI	RPI	RPI
DIV. I ONLY		16- 10	113	0- 1	35	44	53	53	4	4
DIV. I NON-CONF.		9- 4	85	0- 0	56	91	64	64	6	6
<hr/>										
TOTALS	RPI 1-25		RPI 26-50		W-L RECORDS		RPI 51-100		RPI 101-150	RPI 150+
16- 10	2- 5		1- 1		OVERALL		3- 2		2- 1	8- 1
12- 2	2- 1		1- 0		HOME		2- 1		1- 0	6- 0
3- 6	0- 3		0- 1		AWAY		1- 1		1- 0	1- 1
1- 2	0- 1		0- 0		NEUTRAL		0- 0		0- 1	1- 0
9- 4	1- 2		0- 1		NON-CONFERENCE		1- 0		0- 1	7- 0
7- 1	1- 1		0- 0		HOME		1- 0		0- 0	5- 0
1- 1	0- 0		0- 1		AWAY		0- 0		0- 0	1- 0
1- 2	0- 1		0- 0		NEUTRAL		0- 0		0- 1	1- 0
7- 6	1- 3		1- 0		CONFERENCE		2- 2		2- 0	1- 1
5- 1	1- 0		1- 0		HOME		1- 1		1- 0	1- 0
2- 5	0- 3		0- 0		AWAY		1- 1		1- 0	0- 1
0- 0	0- 0		0- 0		NEUTRAL		0- 0		0- 0	0- 0

RPI S	Opponent	Score	RPI S	Opponent	Score	RPI S	Opponent	Score	RPI S	Opponent	Score
6 N	UConn	40 86	32 A	Ohio	73 80	57 H	Michigan	71 70	107 H	Ohio St.	60 42
11 A	Iowa	58 72	40 H	Indiana	56 53	84 H	Harvard	66 65	109 N	St. John's (NY)	62 68
11 H	Iowa	62 57				90 A	Northwestern	57 54	112 A	Minnesota	64 53
15 H	South Carolina	73 82				98 A	Nebraska	61 67	156 H	Bradley	74 61
19 A	Rutgers	63 65				98 H	Nebraska	64 84	182 A	Ball St.	80 38
20 A	Michigan St.	66 74							186 H	Illinois	72 50
23 H	Miami (FL)	74 63							188 A	Wisconsin	69 76
									194 N	Ole Miss	70 59
									217 H	Western Ill.	81 60
									240 H	Albany (NY)	53 41
									251 H	Loyola Chicago	65 41
									334 H	Purdue Fort Wayne	78 44
LAST 12 Division I GAMES:											
98 A	Nebraska	61 67	40 H	Indiana	56 53						
186 H	Illinois	72 50	19 A	Rutgers	63 65						
20 A	Michigan St.	66 74	90 A	Northwestern	57 54						
98 H	Nebraska	64 84	11 H	Iowa	62 57						
11 A	Iowa	58 72	57 H	Michigan	71 70						
112 A	Minnesota	64 53	188 A	Wisconsin	69 76						

Non-Div I Games:

Purdue

■ Loss,
 ■ Non-Conf, S Site,
 ■ Home
 ■ Away
 N Neutral

Average RPI Win:	275	WON-LOST	WINNING	LAST 10	STRENGTH OF	OPP. STRENGTH	TEAM	ADJ.	CONF.	ADJ CONF.
Average RPI Loss:	189	RECORD	PCT. RANK	GAMES	SCHEDULE	OF SCHEDULE	RPI	RPI	RPI	RPI
DIV. I ONLY	3- 17	330	0- 1	286	246	334	334	19	19	
DIV. I NON-CONF.	1- 8	322	0- 0	337	304	347	347	19	19	
TOTALS	RPI 1-25	RPI 26-50	W-L RECORDS	RPI 51-100	RPI 101-150	RPI 150+				
3- 17	0- 0	0- 3	OVERALL	0- 1	0- 0	3- 13				
2- 7	0- 0	0- 2	HOME	0- 0	0- 0	2- 5				
1- 10	0- 0	0- 1	AWAY	0- 1	0- 0	1- 8				
0- 0	0- 0	0- 0	NEUTRAL	0- 0	0- 0	0- 0				
1- 8	0- 0	0- 0	NON-CONFERENCE	0- 1	0- 0	1- 7				
0- 3	0- 0	0- 0	HOME	0- 0	0- 0	0- 3				
1- 5	0- 0	0- 0	AWAY	0- 1	0- 0	1- 4				
0- 0	0- 0	0- 0	NEUTRAL	0- 0	0- 0	0- 0				
2- 9	0- 0	0- 3	CONFERENCE	0- 0	0- 0	2- 6				
2- 4	0- 0	0- 2	HOME	0- 0	0- 0	2- 2				
0- 5	0- 0	0- 1	AWAY	0- 0	0- 0	0- 4				
0- 0	0- 0	0- 0	NEUTRAL	0- 0	0- 0	0- 0				

RPI S	Opponent	Score	RPI S	Opponent	Score	RPI S	Opponent	Score	RPI S	Opponent	Score	Team's RPI: 334
			29	H South Dakota St.	52 85	53	A Purdue	44 78	169	H Denver	70 55	
			39	A South Dakota	51 69				175	A Oral Roberts	56 66	
			39	H South Dakota	49 71				175	H Oral Roberts	61 72	
									183	H Eastern Mich.	72 87	
									193	A Milwaukee	48 70	
									217	A Western Ill.	59 73	
									217	H Western Ill.	61 90	
									224	A North Dakota	60 79	
									251	A Loyola Chicago	67 81	
									257	H SIUE	49 57	
									270	A Eastern Ill.	63 72	
									284	A Western Mich.	61 69	
									292	H Valparaiso	64 68	
									319	H Omaha	56 48	
									320	A North Dakota St.	54 70	
									336	A Evansville	72 66	
LAST 12 Division I GAMES:												
			217	H Western Ill.	61 90	39	A South Dakota	51 69				
			39	H South Dakota	49 71	175	H Oral Roberts	61 72				
			175	A Oral Roberts	56 66	29	H South Dakota St.	52 85				
			169	H Denver	70 55	224	A North Dakota	60 79				
			319	H Omaha	56 48	320	A North Dakota St.	54 70				
			217	A Western Ill.	59 73	292	H Valparaiso	64 68				

Non-Div I Games: Taylor (IN) 84 74 Goshen 86 45 Ind.-Kokomo 87 50

Purdue Fort Wayne

Loss, Non-Conf, S Site, H Home A Away N Neutral

Quinnipiac

Through Games Of Feb. 12, 2019

Average RPI Win:	220	WON-LOST	WINNING	LAST 10	STRENGTH OF	OPP. STRENGTH	TEAM	ADJ.	CONF.	ADJ CONF.
Average RPI Loss:	40	RECORD	PCT. RANK	GAMES	SCHEDULE	OF SCHEDULE	RPI	RPI	RPI	RPI
DIV. I ONLY	17- 6	51	1- 0	101	162	65	65	26	26	
DIV. I NON-CONF.	5- 6	177	1- 0	22	10	58	58	28	28	
TOTALS	RPI 1-25	RPI 26-50	W-L RECORDS	RPI 51-100	RPI 101-150	RPI 150+				
17- 6	0- 1	0- 4	OVERALL	2- 1	2- 0	13- 0				
8- 2	0- 1	0- 1	HOME	0- 0	0- 0	8- 0				
8- 2	0- 0	0- 1	AWAY	2- 1	2- 0	4- 0				
1- 2	0- 0	0- 2	NEUTRAL	0- 0	0- 0	1- 0				
5- 6	0- 1	0- 4	NON-CONFERENCE	2- 1	1- 0	2- 0				
1- 2	0- 1	0- 1	HOME	0- 0	0- 0	1- 0				
3- 2	0- 0	0- 1	AWAY	2- 1	1- 0	0- 0				
1- 2	0- 0	0- 2	NEUTRAL	0- 0	0- 0	1- 0				
12- 0	0- 0	0- 0	CONFERENCE	0- 0	1- 0	11- 0				
7- 0	0- 0	0- 0	HOME	0- 0	0- 0	7- 0				
5- 0	0- 0	0- 0	AWAY	0- 0	1- 0	4- 0				
0- 0	0- 0	0- 0	NEUTRAL	0- 0	0- 0	0- 0				

RPI 1-25				RPI 26-50				RPI 51-100 Team's RPI: 65				RPI 101+			
RPI	S	Opponent	Score	RPI	S	Opponent	Score	RPI	S	Opponent	Score	RPI	S	Opponent	Score
14	H	UCF	45 47	27	H	Central Mich.	52 67	77	A	Drexel	56 52	117	A	Providence	48 44
				28	N	Texas	55 56	84	A	Harvard	72 67	145	A	Marist	76 69
				33	N	Missouri	51 65	94	A	Princeton	42 54	180	H	Rider	72 56
				45	A	Bucknell	58 75					182	N	Ball St.	69 66
												213	A	Monmouth	58 46
												213	H	Monmouth	67 38
												238	A	Niagara	96 55
												238	H	Niagara	62 42
												256	H	Richmond	65 48
												278	H	Siena	68 31
												279	A	Canisius	55 42
												279	H	Canisius	68 51
												303	H	Fairfield	81 36
												328	H	Saint Peter's	90 45
												331	A	Iona	76 39
LAST 12 Division I GAMES:															
182	N	Ball St.	69 66	331	A	Iona	76 39								
33	N	Missouri	51 65	278	H	Siena	68 31								
279	H	Canisius	68 51	279	A	Canisius	55 42								
238	H	Niagara	62 42	238	A	Niagara	96 55								
180	H	Rider	72 56	213	H	Monmouth	67 38								
213	A	Monmouth	58 46	145	A	Marist	76 69								

Non-Div I Games:

Quinnipiac

Loss, Non-Conf, S Site, H Home A Away N Neutral

Average RPI Win: 231	WON-LOST	WINNING	LAST 10	STRENGTH OF	OPP. STRENGTH	TEAM	ADJ.	CONF.	ADJ CONF.
Average RPI Loss: 124	RECORD	PCT. RANK	GAMES	SCHEDULE	OF SCHEDULE	RPI	RPI	RPI	RPI
DIV. I ONLY	15- 6	66	1- 0	184	258	93	93	28	28
DIV. I NON-CONF.	5- 5	162	0- 0	110	106	112	112	29	29
TOTALS	RPI 1-25	RPI 26-50	W-L RECORDS	RPI 51-100	RPI 101-150	RPI 150+			
15- 6	0- 1	0- 0	OVERALL	1- 2	3- 1	11- 2			
7- 1	0- 0	0- 0	HOME	0- 0	1- 1	6- 0			
7- 4	0- 1	0- 0	AWAY	1- 1	2- 0	4- 2			
1- 1	0- 0	0- 0	NEUTRAL	0- 1	0- 0	1- 0			
5- 5	0- 1	0- 0	NON-CONFERENCE	1- 2	1- 1	3- 1			
2- 1	0- 0	0- 0	HOME	0- 0	0- 1	2- 0			
2- 3	0- 1	0- 0	AWAY	1- 1	1- 0	0- 1			
1- 1	0- 0	0- 0	NEUTRAL	0- 1	0- 0	1- 0			
10- 1	0- 0	0- 0	CONFERENCE	0- 0	2- 0	8- 1			
5- 0	0- 0	0- 0	HOME	0- 0	1- 0	4- 0			
5- 1	0- 0	0- 0	AWAY	0- 0	1- 0	4- 1			
0- 0	0- 0	0- 0	NEUTRAL	0- 0	0- 0	0- 0			

RPI 1-25				RPI 26-50				RPI 51-100 Team's RPI: 93				RPI 101+			
RPI	S	Opponent	Score	RPI	S	Opponent	Score	RPI	S	Opponent	Score	RPI	S	Opponent	Score
12	A	NC State	58 75					68	A	Virginia Tech	44 55	108	A	VCU	54 49
								96	A	Virginia	57 44	121	H	Morehead St.	72 79
								98	N	Nebraska	39 77	128	A	High Point	84 79
												128	H	High Point	80 58
												170	N	Temple	56 50
												179	A	Hampton	54 68
												198	H	UNC Asheville	60 46
												235	A	Campbell	56 52
												242	H	ETSU	79 64
												245	H	Gardner-Webb	79 69
												263	A	Mt. St. Mary's	77 89
												272	H	Winthrop	70 49
												305	H	South Carolina St.	61 31
												316	A	Charleston So.	67 41
												335	H	Presbyterian	59 49
												340	A	Longwood	68 34
												343	A	USC Upstate	82 41
LAST 12 Division I GAMES:															
128	A	High Point	84 79	316	A	Charleston So.	67 41								
245	H	Gardner-Webb	79 69	272	H	Winthrop	70 49								
343	A	USC Upstate	82 41	179	A	Hampton	54 68								
235	A	Campbell	56 52	128	H	High Point	80 58								
335	H	Presbyterian	59 49	198	H	UNC Asheville	60 46								
340	A	Longwood	68 34	263	A	Mt. St. Mary's	77 89								

Non-Div I Games: Shepherd 60 46

Radford

■ Loss,
 ■ Non-Conf, S Site,
 ■ Home
 ■ Away
 N Neutral

Rhode Island

Through Games Of Feb. 12, 2019

Average RPI Win:	216	WON-LOST	WINNING	LAST 10	STRENGTH OF	OPP. STRENGTH	TEAM	ADJ.	CONF.	ADJ CONF.
Average RPI Loss:	144	RECORD	PCT. RANK	GAMES	SCHEDULE	OF SCHEDULE	RPI	RPI	RPI	RPI
DIV. I ONLY	7- 16	273	1- 0	138	179	228	228	17	17	
DIV. I NON-CONF.	5- 7	206	1- 0	68	187	154	154	16	16	
TOTALS	RPI 1-25	RPI 26-50	W-L RECORDS	RPI 51-100	RPI 101-150	RPI 150+				
7- 16	0- 0	0- 1	OVERALL	0- 2	1- 7	6- 6				
3- 8	0- 0	0- 0	HOME	0- 1	1- 5	2- 2				
4- 8	0- 0	0- 1	AWAY	0- 1	0- 2	4- 4				
0- 0	0- 0	0- 0	NEUTRAL	0- 0	0- 0	0- 0				
5- 7	0- 0	0- 1	NON-CONFERENCE	0- 2	1- 3	4- 1				
3- 3	0- 0	0- 0	HOME	0- 1	1- 2	2- 0				
2- 4	0- 0	0- 1	AWAY	0- 1	0- 1	2- 1				
0- 0	0- 0	0- 0	NEUTRAL	0- 0	0- 0	0- 0				
2- 9	0- 0	0- 0	CONFERENCE	0- 0	0- 4	2- 5				
0- 5	0- 0	0- 0	HOME	0- 0	0- 3	0- 2				
2- 4	0- 0	0- 0	AWAY	0- 0	0- 1	2- 3				
0- 0	0- 0	0- 0	NEUTRAL	0- 0	0- 0	0- 0				

RPI	S	Opponent	Score	RPI	S	Opponent	Score	RPI	S	Opponent	Score	RPI	S	Opponent	Score	Team's RPI: 228
26	A	Kentucky	52	75	58	A	Clemson	67	80	105	H	Boston College	64	88		
					84	H	Harvard	47	80	106	H	Hartford	51	65		
										108	A	VCU	39	74		
										112	A	Minnesota	71	91		
										114	H	Dayton	62	74		
										117	H	Providence	72	65		
										130	H	Fordham	38	56		
										147	H	Davidson	67	77		
										195	A	Saint Louis	68	56		
										196	A	Massachusetts	34	56		
										207	A	George Mason	69	75		
										208	H	George Washington	59	64		
										210	A	Holy Cross	65	73		
										212	H	St. Bonaventure	68	84		
										218	A	Robert Morris	46	41		
										224	H	North Dakota	77	63		
										227	H	Brown	72	67		
										256	A	Richmond	66	60		
										277	A	Vermont	61	58		
										285	A	La Salle	71	77		
LAST 12 Division I GAMES:																
227	H	Brown	72	67	130	H	Fordham	38	56							
196	A	Massachusetts	34	56	108	A	VCU	39	74							
285	A	La Salle	71	77	195	A	Saint Louis	68	56							
114	H	Dayton	62	74	147	H	Davidson	67	77							
212	H	St. Bonaventure	68	84	208	H	George Washington	59	64							
207	A	George Mason	69	75	256	A	Richmond	66	60							

Non-Div I Games:

Rhode Island

■ Loss,
■ Non-Conf,
■ S Site,
■ H Home
■ A Away
N Neutral

Average RPI Win:	191	WON-LOST	WINNING	LAST 10	STRENGTH OF	OPP. STRENGTH	TEAM	ADJ.	CONF.	ADJ CONF.
Average RPI Loss:	28	RECORD	PCT. RANK	GAMES	SCHEDULE	OF SCHEDULE	RPI	RPI	RPI	RPI
DIV. I ONLY	20- 3	12	1- 0	148	122	31	31	14	14	
DIV. I NON-CONF.	9- 3	61	0- 0	232	88	78	78	18	18	
TOTALS	RPI 1-25	RPI 26-50	W-L RECORDS	RPI 51-100	RPI 101-150	RPI 150+				
20- 3	0- 2	0- 1	OVERALL	3- 0	2- 0	15- 0				
10- 0	0- 0	0- 0	HOME	1- 0	0- 0	9- 0				
9- 2	0- 1	0- 1	AWAY	2- 0	2- 0	5- 0				
1- 1	0- 1	0- 0	NEUTRAL	0- 0	0- 0	1- 0				
9- 3	0- 2	0- 1	NON-CONFERENCE	1- 0	0- 0	8- 0				
5- 0	0- 0	0- 0	HOME	0- 0	0- 0	5- 0				
3- 2	0- 1	0- 1	AWAY	1- 0	0- 0	2- 0				
1- 1	0- 1	0- 0	NEUTRAL	0- 0	0- 0	1- 0				
11- 0	0- 0	0- 0	CONFERENCE	2- 0	2- 0	7- 0				
5- 0	0- 0	0- 0	HOME	1- 0	0- 0	4- 0				
6- 0	0- 0	0- 0	AWAY	1- 0	2- 0	3- 0				
0- 0	0- 0	0- 0	NEUTRAL	0- 0	0- 0	0- 0				

RPI 1-25				RPI 26-50				Team's RPI: 31		RPI 51-100				RPI 101+					
RPI	S	Opponent	Score	RPI	S	Opponent	Score			RPI	S	Opponent	Score	RPI	S	Opponent	Score		
21	A	Texas A&M	54 65	38	A	UCLA	50 59			55	A	Middle Tenn.	60 47	125	A	UAB	55 43		
24	N	North Carolina	50 71							60	A	Little Rock	79 65	129	A	Western Ky.	68 46		
										71	H	Old Dominion	48 42	153	H	Charlotte	61 51		
														154	A	Louisiana Tech	61 51		
														155	H	Georgia St.	66 49		
														171	H	North Texas	64 52		
														187	N	Coastal Caro.	56 52		
														192	A	Southern Miss.	58 47		
														199	A	Prairie View	68 58		
														206	H	SMU	66 52		
														211	H	Texas Southern	76 71		
														226	A	Marshall	79 67		
														265	H	UTEP	76 42		
														297	H	UTSA	85 54		
														318	H	New Orleans	67 56		
														321	A	Incarnate Word	74 63		
														330	H	McNeese	93 65		
LAST 12 Division I GAMES:																			
226	A	Marshall	79 67	171	H	North Texas	64 52	265	H	UTEP	76 42	297	H	UTSA	85 54				
129	A	Western Ky.	68 46	71	H	Old Dominion	48 42	154	A	Louisiana Tech	61 51	192	A	Southern Miss.	58 47	321	A	Incarnate Word	74 63
71	H	Old Dominion	48 42	153	H	Charlotte	61 51	125	A	UAB	55 43								
153	H	Charlotte	61 51	55	A	Middle Tenn.	60 47												

Non-Div I Games:

Rice

■ Loss,
 ■ Non-Conf, S Site,
 ■ Home
 ■ Away
 N Neutral

Average RPI Win:	243	WON-LOST	WINNING	LAST 10	STRENGTH OF	OPP. STRENGTH	TEAM	ADJ.	CONF.	ADJ CONF.
Average RPI Loss:	130	RECORD	PCT. RANK	GAMES	SCHEDULE	OF SCHEDULE	RPI	RPI	RPI	RPI
DIV. I ONLY	6- 17	295	0- 1	114	155	256	256	17	17	
DIV. I NON-CONF.	3- 10	278	0- 0	113	125	267	267	16	16	
TOTALS	RPI 1-25	RPI 26-50	W-L RECORDS	RPI 51-100	RPI 101-150	RPI 150+				
6- 17	0- 1	0- 1	OVERALL	0- 4	0- 7	6- 4				
5- 6	0- 0	0- 1	HOME	0- 2	0- 1	5- 2				
1- 10	0- 1	0- 0	AWAY	0- 1	0- 6	1- 2				
0- 1	0- 0	0- 0	NEUTRAL	0- 1	0- 0	0- 0				
3- 10	0- 1	0- 1	NON-CONFERENCE	0- 4	0- 1	3- 3				
3- 4	0- 0	0- 1	HOME	0- 2	0- 0	3- 1				
0- 5	0- 1	0- 0	AWAY	0- 1	0- 1	0- 2				
0- 1	0- 0	0- 0	NEUTRAL	0- 1	0- 0	0- 0				
3- 7	0- 0	0- 0	CONFERENCE	0- 0	0- 6	3- 1				
2- 2	0- 0	0- 0	HOME	0- 0	0- 1	2- 1				
1- 5	0- 0	0- 0	AWAY	0- 0	0- 5	1- 0				
0- 0	0- 0	0- 0	NEUTRAL	0- 0	0- 0	0- 0				

RPI 1-25				RPI 26-50				RPI 51-100				RPI 101+ Team's RPI: 256			
RPI	S	Opponent	Score	RPI	S	Opponent	Score	RPI	S	Opponent	Score	RPI	S	Opponent	Score
14	A	UCF	48 70	32	H	Ohio	58 109	65	A	Quinnipiac	48 65	108	A	VCU	37 58
								68	N	Virginia Tech	57 85	108	H	VCU	43 68
								77	H	Drexel	35 58	114	A	Dayton	50 71
								91	H	Georgetown	53 73	119	A	Wake Forest	48 62
												130	A	Fordham	48 60
												147	A	Davidson	55 78
												150	A	Duquesne	54 80
												163	A	William & Mary	55 65
												177	H	UMES	57 55
												196	H	Massachusetts	62 58
												228	H	Rhode Island	60 66
												230	H	Howard	67 60
												255	H	Saint Joseph's	46 45
												285	A	La Salle	74 60
												294	A	Fla. Atlantic	55 69
												303	H	Fairfield	40 58
												314	H	UNC Greensboro	59 48
LAST 12 Division I GAMES:															
108	A	VCU	37 58	147	A	Davidson	55 78								
114	A	Dayton	50 71	108	H	VCU	43 68								
196	H	Massachusetts	62 58	130	A	Fordham	48 60								
285	A	La Salle	74 60	228	H	Rhode Island	60 66								
255	H	Saint Joseph's	46 45	314	H	UNC Greensboro	59 48								
150	A	Duquesne	54 80	77	H	Drexel	35 58								

Non-Div I Games:

Richmond

■ Loss,
 ■ Non-Conf, S Site,
 ■ Home
 ■ Away
 N Neutral

Average RPI Win:	263	WON-LOST	WINNING	LAST 10	STRENGTH OF	OPP. STRENGTH	TEAM	ADJ.	CONF.	ADJ CONF.
Average RPI Loss:	152	RECORD	PCT. RANK	GAMES	SCHEDULE	OF SCHEDULE	RPI	RPI	RPI	RPI
DIV. I ONLY	14- 9	114	0- 1	288	236	180	180	26	26	
DIV. I NON-CONF.	4- 7	228	0- 1	263	185	262	262	28	28	
TOTALS	RPI 1-25	RPI 26-50	W-L RECORDS	RPI 51-100	RPI 101-150	RPI 150+				
14- 9	0- 0	0- 1	OVERALL	0- 3	2- 1	12- 4				
7- 4	0- 0	0- 0	HOME	0- 2	1- 0	6- 2				
7- 4	0- 0	0- 1	AWAY	0- 1	1- 0	6- 2				
0- 1	0- 0	0- 0	NEUTRAL	0- 0	0- 1	0- 0				
4- 7	0- 0	0- 1	NON-CONFERENCE	0- 2	0- 1	4- 3				
2- 3	0- 0	0- 0	HOME	0- 2	0- 0	2- 1				
2- 3	0- 0	0- 1	AWAY	0- 0	0- 0	2- 2				
0- 1	0- 0	0- 0	NEUTRAL	0- 0	0- 1	0- 0				
10- 2	0- 0	0- 0	CONFERENCE	0- 1	2- 0	8- 1				
5- 1	0- 0	0- 0	HOME	0- 0	1- 0	4- 1				
5- 1	0- 0	0- 0	AWAY	0- 1	1- 0	4- 0				
0- 0	0- 0	0- 0	NEUTRAL	0- 0	0- 0	0- 0				

RPI	S	Opponent	Score	RPI	S	Opponent	Score	RPI	S	Opponent	Score	RPI	S	Opponent	Score	Team's RPI: 180
45	A	Bucknell	59	80	65	A	Quinnipiac	56	72	105	N	Boston College	61	112		
					91	H	Georgetown	49	79	145	A	Marist	68	58		
					94	H	Princeton	65	89	145	H	Marist	70	64		
										201	H	Navy	60	66		
										210	A	Holy Cross	61	71		
										213	A	Monmouth	55	43		
										213	H	Monmouth	65	50		
										255	A	Saint Joseph's	56	54		
										263	H	Mt. St. Mary's	85	67		
										264	A	Binghamton	62	57		
										277	A	Vermont	49	54		
										278	A	Siena	55	52		
										279	H	Canisius	49	62		
										303	H	Fairfield	62	59		
										306	A	Manhattan	73	63		
										312	H	NJIT	67	46		
										328	H	Saint Peter's	60	38		
										331	A	Iona	66	58		
										331	H	Iona	75	64		
LAST 12 Division I GAMES:																
105	N	Boston College	61	112	279	H	Canisius	49	62							
331	H	Iona	75	64	306	A	Manhattan	73	63							
145	H	Marist	70	64	328	H	Saint Peter's	60	38							
213	H	Monmouth	65	50	331	A	Iona	66	58							
65	A	Quinnipiac	56	72	278	A	Siena	55	52							
145	A	Marist	68	58	213	A	Monmouth	55	43							

Non-Div I Games:

Rider

■ Loss,
 ■ Non-Conf,
 ■ S Site,
 ■ H Home
 ■ A Away
 N Neutral

Robert Morris

Through Games Of Feb. 12, 2019

Average RPI Win:	303	WON-LOST	WINNING	LAST 10	STRENGTH OF	OPP. STRENGTH	TEAM	ADJ.	CONF.	ADJ CONF.
Average RPI Loss:	128	RECORD	PCT. RANK	GAMES	SCHEDULE	OF SCHEDULE	RPI	RPI	RPI	RPI
DIV. I ONLY	13- 8	111	0- 1	332	284	218	218	31	31	
DIV. I NON-CONF.	2- 8	293	0- 1	262	72	318	318	31	31	
TOTALS	RPI 1-25	RPI 26-50	W-L RECORDS	RPI 51-100	RPI 101-150	RPI 150+				
13- 8	0- 1	0- 1	OVERALL	0- 2	0- 1	13- 3				
8- 3	0- 0	0- 1	HOME	0- 1	0- 0	8- 1				
5- 4	0- 1	0- 0	AWAY	0- 1	0- 1	5- 1				
0- 1	0- 0	0- 0	NEUTRAL	0- 0	0- 0	0- 1				
2- 8	0- 1	0- 1	NON-CONFERENCE	0- 2	0- 1	2- 3				
2- 3	0- 0	0- 1	HOME	0- 1	0- 0	2- 1				
0- 4	0- 1	0- 0	AWAY	0- 1	0- 1	0- 1				
0- 1	0- 0	0- 0	NEUTRAL	0- 0	0- 0	0- 1				
11- 0	0- 0	0- 0	CONFERENCE	0- 0	0- 0	11- 0				
6- 0	0- 0	0- 0	HOME	0- 0	0- 0	6- 0				
5- 0	0- 0	0- 0	AWAY	0- 0	0- 0	5- 0				
0- 0	0- 0	0- 0	NEUTRAL	0- 0	0- 0	0- 0				

RPI	S	Opponent	Score	RPI	S	Opponent	Score	RPI	S	Opponent	Score	RPI	S	Opponent	Score	Team's RPI: 218
11	A	Iowa	63 92	35	H	James Madison	36 59	85	H	Kent St.	46 54	126	A	Youngstown St.	59 69	
								100	A	Loyola Marymount	53 61	206	N	SMU	55 60	
												225	H	Sacred Heart	64 46	
												228	H	Rhode Island	41 46	
												231	A	Bowling Green	60 61	
												260	A	St. Francis Brooklyn	75 56	
												263	H	Mt. St. Mary's	70 58	
												285	H	La Salle	67 39	
												298	A	Central Conn. St.	64 57	
												298	H	Central Conn. St.	60 40	
												307	A	Bryant	60 57	
												307	H	Bryant	59 56	
												309	H	Wagner	69 46	
												344	A	Fairleigh Dickinson	63 43	
												344	H	Fairleigh Dickinson	71 49	
												346	H	Delaware St.	64 63	
												351	A	LIU Brooklyn	89 37	
LAST 12 Division I GAMES:																
100	A	Loyola Marymount	53 61	298	A	Central Conn. St.	64 57	307	A	Bryant	60 57	351	A	LIU Brooklyn	89 37	
298	H	Central Conn. St.	60 40	307	H	Bryant	59 56	260	A	St. Francis Brooklyn	75 56	344	H	Fairleigh Dickinson	71 49	
307	H	Bryant	59 56	263	H	Mt. St. Mary's	70 58	225	H	Sacred Heart	64 46	309	H	Wagner	69 46	
344	A	Fairleigh Dickinson	63 43													
225	H	Sacred Heart	64 46													
309	H	Wagner	69 46													

Non-Div I Games: Pitt.-Johnstown 73 53

Robert Morris

■ Loss,
 ■ Non-Conf,
 ■ S Site,
 ■ H Home
 ■ A Away
 N Neutral

Average RPI Win: 135		WON-LOST	WINNING	LAST 10	STRENGTH OF	OPP. STRENGTH	TEAM	ADJ.	CONF.	ADJ CONF.
Average RPI Loss: 41	RECORD	PCT. RANK	GAMES	SCHEDULE	OF SCHEDULE	RPI	RPI	RPI	RPI	
DIV. I ONLY	17- 6	51	1- 0	21	57	19	19	4	4	
DIV. I NON-CONF.	8- 3	72	1- 1	64	112	47	47	6	6	
<hr/>										
TOTALS	RPI 1-25	RPI 26-50		W-L RECORDS		RPI 51-100	RPI 101-150	RPI 150+		
17- 6	2- 4	1- 0		OVERALL		5- 1	2- 1	7- 0		
11- 1	1- 1	1- 0		HOME		3- 0	1- 0	5- 0		
5- 3	1- 1	0- 0		AWAY		2- 1	1- 1	1- 0		
1- 2	0- 2	0- 0		NEUTRAL		0- 0	0- 0	1- 0		
8- 3	0- 2	0- 0		NON-CONFERENCE		2- 1	0- 0	6- 0		
6- 0	0- 0	0- 0		HOME		1- 0	0- 0	5- 0		
1- 1	0- 0	0- 0		AWAY		1- 1	0- 0	0- 0		
1- 2	0- 2	0- 0		NEUTRAL		0- 0	0- 0	1- 0		
9- 3	2- 2	1- 0		CONFERENCE		3- 0	2- 1	1- 0		
5- 1	1- 1	1- 0		HOME		2- 0	1- 0	0- 0		
4- 2	1- 1	0- 0		AWAY		1- 0	1- 1	1- 0		
0- 0	0- 0	0- 0		NEUTRAL		0- 0	0- 0	0- 0		

RPI	S	Opponent	Score	RPI	S	Opponent	Score	RPI	S	Opponent	Score	RPI	S	Opponent	Score
11	A	Iowa	66 72	40	H	Indiana	69 64	53	H	Purdue	65 63	112	A	Minnesota	46 60
13	N	Gonzaga	40 57					56	H	LSU	57 43	133	A	Penn St.	69 61
17	A	Maryland	73 65					68	A	Virginia Tech	51 67	133	H	Penn St.	74 61
17	H	Maryland	48 62					84	A	Harvard	60 49	159	H	Stony Brook	61 47
20	H	Michigan St.	76 62					90	H	Northwestern	45 41	186	A	Illinois	71 60
22	N	Drake	59 69					98	A	Nebraska	62 56	214	H	Saint Francis (PA)	96 52
												227	H	Brown	73 52
												240	H	Albany (NY)	65 39
												242	N	ETSU	68 44
												298	H	Central Conn. St.	73 44
LAST 12 Division I GAMES:															
242	N	ETSU	68 44	11	A	Iowa	66 72								
13	N	Gonzaga	40 57	20	H	Michigan St.	76 62								
17	H	Maryland	48 62	53	H	Purdue	65 63								
112	A	Minnesota	46 60	98	A	Nebraska	62 56								
40	H	Indiana	69 64	186	A	Illinois	71 60								
133	A	Penn St.	69 61	133	H	Penn St.	74 61								

Non-Div I Games:

Rutgers

■ Loss,
■ Non-Conf, S Site,
■ Home
■ Away
N Neutral

Average RPI Win:	219	WON-LOST	WINNING	LAST 10	STRENGTH OF	OPP. STRENGTH	TEAM	ADJ.	CONF.	ADJ CONF.
Average RPI Loss:	70	RECORD	PCT. RANK	GAMES	SCHEDULE	OF SCHEDULE	RPI	RPI	RPI	RPI
DIV. I ONLY	16- 3	17	0- 1	190	252	52	52	25	25	
DIV. I NON-CONF.	6- 3	91	0- 1	47	143	48	48	23	23	
TOTALS	RPI 1-25	RPI 26-50	W-L RECORDS	RPI 51-100	RPI 101-150	RPI 150+				
16- 3	0- 1	0- 1	OVERALL	2- 0	2- 1	12- 0				
10- 0	0- 0	0- 0	HOME	2- 0	2- 0	6- 0				
5- 3	0- 1	0- 1	AWAY	0- 0	0- 1	5- 0				
1- 0	0- 0	0- 0	NEUTRAL	0- 0	0- 0	1- 0				
6- 3	0- 1	0- 1	NON-CONFERENCE	1- 0	2- 1	3- 0				
5- 0	0- 0	0- 0	HOME	1- 0	2- 0	2- 0				
0- 3	0- 1	0- 1	AWAY	0- 0	0- 1	0- 0				
1- 0	0- 0	0- 0	NEUTRAL	0- 0	0- 0	1- 0				
10- 0	0- 0	0- 0	CONFERENCE	1- 0	0- 0	9- 0				
5- 0	0- 0	0- 0	HOME	1- 0	0- 0	4- 0				
5- 0	0- 0	0- 0	AWAY	0- 0	0- 0	5- 0				
0- 0	0- 0	0- 0	NEUTRAL	0- 0	0- 0	0- 0				

RPI 1-25				RPI 26-50				RPI 51-100				RPI 101+			
RPI	S	Opponent	Score	RPI	S	Opponent	Score	RPI	S	Opponent	Score	RPI	S	Opponent	Score
23	A	Miami (FL)	60 81	48	A	New Mexico	33 74	59	H	Lamar University	70 58	138	H	Montana St.	60 53
								73	H	Yale	67 57	139	A	Texas Tech	69 77
												149	H	Tulsa	76 34
												167	A	Abilene Christian	71 55
												178	H	Nicholls St.	70 62
												179	N	Hampton	70 68
												189	A	Sam Houston St.	78 68
												211	H	Texas Southern	74 55
												276	A	Southeastern La.	62 51
												288	A	Central Ark.	59 53
												295	H	Morgan St.	69 42
												318	H	New Orleans	97 38
												321	A	Incarinate Word	66 56
												332	H	Northwestern St.	84 56
												333	H	Houston Baptist	65 53
LAST 12 Division I GAMES:															
48	A	New Mexico	33 74	167	A	Abilene Christian	71 55								
73	H	Yale	67 57	321	A	Incarinate Word	66 56								
59	H	Lamar University	70 58	318	H	New Orleans	97 38								
333	H	Houston Baptist	65 53	332	H	Northwestern St.	84 56								
189	A	Sam Houston St.	78 68	178	H	Nicholls St.	70 62								
288	A	Central Ark.	59 53	276	A	Southeastern La.	62 51								

Non-Div I Games: Wiley 97 38 Cameron 86 59 Our Lady of the Lak93 77

SFA

Loss, Non-Conf, S Site, H Home A Away N Neutral

SIUE										
Average RPI Win:	286	WON-LOST	WINNING	LAST 10	STRENGTH OF	OPP. STRENGTH	TEAM	ADJ.	CONF.	ADJ CONF.
Average RPI Loss:	182	RECORD	PCT. RANK	GAMES	SCHEDULE	OF SCHEDULE	RPI	RPI	RPI	RPI
DIV. I ONLY	9- 13	230	0- 1	315	287	257	257	22	22	
DIV. I NON-CONF.	4- 6	212	0- 0	315	263	241	241	21	21	

TOTALS	RPI 1-25	RPI 26-50	W-L RECORDS	RPI 51-100	RPI 101-150	RPI 150+				
9- 13	0- 0	0- 1	OVERALL	0- 1	0- 3	9- 8				
4- 2	0- 0	0- 0	HOME	0- 0	0- 1	4- 1				
5- 10	0- 0	0- 1	AWAY	0- 0	0- 2	5- 7				
0- 1	0- 0	0- 0	NEUTRAL	0- 1	0- 0	0- 0				
4- 6	0- 0	0- 1	NON-CONFERENCE	0- 1	0- 0	4- 4				
1- 0	0- 0	0- 0	HOME	0- 0	0- 0	1- 0				
3- 5	0- 0	0- 1	AWAY	0- 0	0- 0	3- 4				
0- 1	0- 0	0- 0	NEUTRAL	0- 1	0- 0	0- 0				
5- 7	0- 0	0- 0	CONFERENCE	0- 0	0- 3	5- 4				
3- 2	0- 0	0- 0	HOME	0- 0	0- 1	3- 1				
2- 5	0- 0	0- 0	AWAY	0- 0	0- 2	2- 3				
0- 0	0- 0	0- 0	NEUTRAL	0- 0	0- 0	0- 0				

RPI 1-25			RPI 26-50			RPI 51-100			RPI 101+			Team's RPI: 257
RPI	S	Opponent	Score	RPI	S	Opponent	Score	RPI	S	Opponent	Score	
				33	A	Missouri	36 59	63	N	Missouri St.	65 68	
								121	H	Morehead St.	67 73	
								132	A	Tennessee Tech	55 79	
								136	A	UT Martin	55 68	
								186	A	Illinois	57 74	
								191	H	Illinois St.	68 61	
								195	A	Saint Louis	56 63	
								202	A	Jacksonville St.	51 47	
								222	A	Southeast Mo. St.	58 63	
								222	H	Southeast Mo. St.	52 62	
								236	A	UMKC	75 80	
								251	A	Loyola Chicago	43 56	
								270	A	Eastern Ill.	65 56	
								282	A	Murray St.	75 81	
								282	H	Murray St.	71 54	
								287	A	Austin Peay	65 77	
								287	H	Austin Peay	69 68	
								327	H	Eastern Ky.	74 55	
								334	A	Purdue Fort Wayne	57 49	
								336	A	Evansville	54 45	
								348	A	Chicago St.	82 66	
LAST 12 Division I GAMES:												
282	A	Murray St.	75 81	282	H	Murray St.	71 54					
287	A	Austin Peay	65 77	287	H	Austin Peay	69 68					
327	H	Eastern Ky.	74 55	202	A	Jacksonville St.	51 47					
121	H	Morehead St.	67 73	132	A	Tennessee Tech	55 79					
136	A	UT Martin	55 68	270	A	Eastern Ill.	65 56					
222	A	Southeast Mo. St.	58 63	222	H	Southeast Mo. St.	52 62					

Non-Div I Games: McKendree 64 63

SIUE

■ Loss,
 ■ Non-Conf,
 ■ S Site,
 ■ Home
 ■ A Away
 N Neutral

SMU				STRENGTH OF SCHEDULE	OPP. STRENGTH OF SCHEDULE	TEAM RPI	ADJ. RPI	CONF. RPI	ADJ CONF. RPI
Average RPI Win:	237	WON-LOST RECORD	WINNING PCT. RANK						
Average RPI Loss:	96		LAST 10 GAMES						
DIV. I ONLY	8- 15	253	1- 0	82	130	206	206	9	9
DIV. I NON-CONF.	6- 7	172	1- 0	185	252	228	228	9	9

TOTALS	RPI 1-25	RPI 26-50	W-L RECORDS	RPI 51-100	RPI 101-150	RPI 150+			
8- 15	0- 3	0- 2	OVERALL	0- 3	1- 5	7- 2			
6- 7	0- 1	0- 0	HOME	0- 1	1- 3	5- 2			
0- 8	0- 2	0- 2	AWAY	0- 2	0- 2	0- 0			
2- 0	0- 0	0- 0	NEUTRAL	0- 0	0- 0	2- 0			
6- 7	0- 0	0- 2	NON-CONFERENCE	0- 2	0- 1	6- 2			
4- 4	0- 0	0- 0	HOME	0- 1	0- 1	4- 2			
0- 3	0- 0	0- 2	AWAY	0- 1	0- 0	0- 0			
2- 0	0- 0	0- 0	NEUTRAL	0- 0	0- 0	2- 0			
2- 8	0- 3	0- 0	CONFERENCE	0- 1	1- 4	1- 0			
2- 3	0- 1	0- 0	HOME	0- 0	1- 2	1- 0			
0- 5	0- 2	0- 0	AWAY	0- 1	0- 2	0- 0			
0- 0	0- 0	0- 0	NEUTRAL	0- 0	0- 0	0- 0			

RPI 1-25				RPI 26-50				RPI 51-100				RPI 101+ Team's RPI: 206			
RPI	S	Opponent	Score	RPI	S	Opponent	Score	RPI	S	Opponent	Score	RPI	S	Opponent	Score
6	A	UConn	39 79	31	A	Rice	52 66	86	A	Cincinnati	57 69	101	A	Houston	68 69
14	A	UCF	43 55	43	A	TCU	63 65	88	H	UT Arlington	41 66	101	H	Houston	61 72
14	H	UCF	54 66					99	A	Northern Colo.	57 58	131	H	Alabama	61 62
												144	H	Tulane	43 61
												148	H	South Fla.	46 44
												149	A	Tulsa	35 49
												162	H	Oklahoma	61 77
												171	H	North Texas	73 66
												218	N	Robert Morris	60 55
												234	N	Northern Ariz.	55 48
												248	H	Wichita St.	78 50
												274	H	CSU Bakersfield	49 43
												276	H	Southeastern La.	62 63
												296	H	La.-Monroe	49 38
												310	H	Mississippi Val.	62 47
LAST 12 Division I GAMES:															
234	N	Northern Ariz.	55 48	14	A	UCF	43 55								
14	H	UCF	54 66	248	H	Wichita St.	78 50								
149	A	Tulsa	35 49	144	H	Tulane	43 61								
101	A	Houston	68 69	101	H	Houston	61 72								
148	H	South Fla.	46 44	86	A	Cincinnati	57 69								
6	A	UConn	39 79	88	H	UT Arlington	41 66								

Non-Div I Games:

SMU

■ Loss,
 ■ Non-Conf,
 ■ S Site,
 ■ Home
 ■ A Away
 N Neutral

Sacramento St.

Through Games Of Feb. 12, 2019

Average RPI Win:	243	WON-LOST	WINNING	LAST 10	STRENGTH OF	OPP. STRENGTH	TEAM	ADJ.	CONF.	ADJ CONF.
Average RPI Loss:	120	RECORD	PCT. RANK	GAMES	SCHEDULE	OF SCHEDULE	RPI	RPI	RPI	RPI
DIV. I ONLY	7- 12	245	1- 0	143	200	232	232	16	16	
DIV. I NON-CONF.	3- 4	199	1- 0	129	262	208	208	12	12	
TOTALS	RPI 1-25	RPI 26-50	W-L RECORDS	RPI 51-100	RPI 101-150	RPI 150+				
7- 12	0- 0	0- 1	OVERALL	0- 4	0- 5	7- 2				
4- 6	0- 0	0- 0	HOME	0- 2	0- 2	4- 2				
1- 5	0- 0	0- 1	AWAY	0- 2	0- 2	1- 0				
2- 1	0- 0	0- 0	NEUTRAL	0- 0	0- 1	2- 0				
3- 4	0- 0	0- 1	NON-CONFERENCE	0- 1	0- 1	3- 1				
1- 2	0- 0	0- 0	HOME	0- 1	0- 0	1- 1				
0- 1	0- 0	0- 1	AWAY	0- 0	0- 0	0- 0				
2- 1	0- 0	0- 0	NEUTRAL	0- 0	0- 1	2- 0				
4- 8	0- 0	0- 0	CONFERENCE	0- 3	0- 4	4- 1				
3- 4	0- 0	0- 0	HOME	0- 1	0- 2	3- 1				
1- 4	0- 0	0- 0	AWAY	0- 2	0- 2	1- 0				
0- 0	0- 0	0- 0	NEUTRAL	0- 0	0- 0	0- 0				

RPI 1-25				RPI 26-50				RPI 51-100				RPI 101+				Team's RPI: 232	
RPI	S	Opponent	Score	RPI	S	Opponent	Score	RPI	S	Opponent	Score	RPI	S	Opponent	Score		
				48	A	New Mexico	53 85	89	A	Idaho	66 104	102	A	Idaho St.	43 73		
								92	H	UC Davis	60 109	102	H	Idaho St.	42 56		
								99	A	Northern Colo.	69 82	124	N	Pepperdine	97 113		
								99	H	Northern Colo.	61 71	138	H	Montana St.	53 69		
												140	A	Portland St.	58 74		
												164	H	Montana	86 88		
												179	N	Hampton	65 61		
												186	N	Illinois	109 107		
												197	A	Eastern Wash.	73 70		
												234	H	Northern Ariz.	65 61		
												241	H	San Francisco	75 86		
												271	H	Southern Utah	77 76		
												314	H	Cal Poly	88 85		
												317	H	Weber St.	77 62		
LAST 12 Division I GAMES:																	
				179	N	Hampton	65 61	89	A	Idaho	66 104						
				99	H	Northern Colo.	61 71	271	H	Southern Utah	77 76						
				140	A	Portland St.	58 74	234	H	Northern Ariz.	65 61						
				317	H	Weber St.	77 62	102	A	Idaho St.	43 73						
				102	H	Idaho St.	42 56	138	H	Montana St.	53 69						
				197	A	Eastern Wash.	73 70	164	H	Montana	86 88						

Non-Div I Games: Antelope Valley 86 80

Sacramento St.

■ Loss,
 ■ Non-Conf,
 ■ S Site,
 ■ H Home
 ■ A Away
 N Neutral

Sacred Heart

Through Games Of Feb. 12, 2019

Average RPI Win:	299	WON-LOST	WINNING	LAST 10	STRENGTH OF	OPP. STRENGTH	TEAM	ADJ.	CONF.	ADJ CONF.
Average RPI Loss:	181	RECORD	PCT. RANK	GAMES	SCHEDULE	OF SCHEDULE	RPI	RPI	RPI	RPI
DIV. I ONLY	12- 10	146	1- 0	298	339	225	225	31	31	
DIV. I NON-CONF.	4- 7	228	0- 0	213	273	226	226	31	31	
TOTALS	RPI 1-25	RPI 26-50	W-L RECORDS	RPI 51-100	RPI 101-150	RPI 150+				
12- 10	0- 0	0- 1	OVERALL	0- 0	0- 1	12- 8				
7- 4	0- 0	0- 0	HOME	0- 0	0- 0	7- 4				
5- 6	0- 0	0- 1	AWAY	0- 0	0- 1	5- 4				
0- 0	0- 0	0- 0	NEUTRAL	0- 0	0- 0	0- 0				
4- 7	0- 0	0- 1	NON-CONFERENCE	0- 0	0- 1	4- 5				
1- 3	0- 0	0- 0	HOME	0- 0	0- 0	1- 3				
3- 4	0- 0	0- 1	AWAY	0- 0	0- 1	3- 2				
0- 0	0- 0	0- 0	NEUTRAL	0- 0	0- 0	0- 0				
8- 3	0- 0	0- 0	CONFERENCE	0- 0	0- 0	8- 3				
6- 1	0- 0	0- 0	HOME	0- 0	0- 0	6- 1				
2- 2	0- 0	0- 0	AWAY	0- 0	0- 0	2- 2				
0- 0	0- 0	0- 0	NEUTRAL	0- 0	0- 0	0- 0				

RPI 1-25			RPI 26-50			RPI 51-100			RPI 101+			Team's RPI: 225
RPI	S	Opponent	Score	RPI	S	Opponent	Score	RPI	S	Opponent	Score	
				26	A	Kentucky	43 71					
								117	A	Providence	52 62	
								151	A	Lehigh	66 70	
								159	H	Stony Brook	58 73	
								196	A	Massachusetts	61 78	
								213	H	Monmouth	50 55	
								214	A	Saint Francis (PA)	68 85	
								218	A	Robert Morris	46 64	
								254	A	Hofstra	70 64	
								255	H	Saint Joseph's	44 61	
								260	A	St. Francis Brooklyn	68 66	
								260	H	St. Francis Brooklyn	53 56	
								263	H	Mt. St. Mary's	76 41	
								278	H	Siena	72 50	
								298	H	Central Conn. St.	66 61	
								306	A	Manhattan	74 46	
								307	H	Bryant	49 48	
								309	A	Wagner	80 68	
								309	H	Wagner	72 64	
								313	A	New Hampshire	71 60	
								344	H	Fairleigh Dickinson	68 62	
								351	H	LIU Brooklyn	75 53	
LAST 12 Division I GAMES:												
344	H	Fairleigh Dickinson	68 62	260	A	St. Francis Brooklyn	68 66					
263	H	Mt. St. Mary's	76 41	307	H	Bryant	49 48					
260	H	St. Francis Brooklyn	53 56	309	A	Wagner	80 68					
218	A	Robert Morris	46 64	351	H	LIU Brooklyn	75 53					
214	A	Saint Francis (PA)	68 85	298	H	Central Conn. St.	66 61					
309	H	Wagner	72 64	26	A	Kentucky	43 71					

Non-Div I Games:

Sacred Heart

■ Loss,
 ■ Non-Conf,
 ■ S Site,
 ■ H Home
 ■ A Away
 N Neutral

Average RPI Win:	282	WON-LOST	WINNING	LAST 10	STRENGTH OF	OPP. STRENGTH	TEAM	ADJ.	CONF.	ADJ CONF.
Average RPI Loss:	152	RECORD	PCT. RANK	GAMES	SCHEDULE	OF SCHEDULE	RPI	RPI	RPI	RPI
DIV. I ONLY	10- 12	196	0- 1	224	285	214	214	31	31	
DIV. I NON-CONF.	2- 9	297	0- 1	39	103	206	206	31	31	
TOTALS	RPI 1-25	RPI 26-50	W-L RECORDS	RPI 51-100	RPI 101-150	RPI 150+				
10- 12	0- 2	0- 0	OVERALL	0- 2	1- 3	9- 5				
7- 2	0- 0	0- 0	HOME	0- 1	1- 1	6- 0				
3- 8	0- 2	0- 0	AWAY	0- 0	0- 2	3- 4				
0- 2	0- 0	0- 0	NEUTRAL	0- 1	0- 0	0- 1				
2- 9	0- 2	0- 0	NON-CONFERENCE	0- 2	1- 3	1- 2				
1- 2	0- 0	0- 0	HOME	0- 1	1- 1	0- 0				
1- 5	0- 2	0- 0	AWAY	0- 0	0- 2	1- 1				
0- 2	0- 0	0- 0	NEUTRAL	0- 1	0- 0	0- 1				
8- 3	0- 0	0- 0	CONFERENCE	0- 0	0- 0	8- 3				
6- 0	0- 0	0- 0	HOME	0- 0	0- 0	6- 0				
2- 3	0- 0	0- 0	AWAY	0- 0	0- 0	2- 3				
0- 0	0- 0	0- 0	NEUTRAL	0- 0	0- 0	0- 0				

RPI 1-25				RPI 26-50				RPI 51-100				RPI 101+ Team's RPI: 214			
RPI	S	Opponent	Score	RPI	S	Opponent	Score	RPI	S	Opponent	Score	RPI	S	Opponent	Score
2	A	Baylor	58 116					66	N	Boise St.	64 78	121	H	Morehead St.	89 83
19	A	Rutgers	52 96					72	H	FGCU	69 83	126	A	Youngstown St.	56 80
												127	A	Pittsburgh	75 78
												150	H	Duquesne	73 93
												164	N	Montana	77 79
												225	H	Sacred Heart	85 68
												237	A	Liberty	53 82
												260	A	St. Francis Brooklyn	65 78
												263	A	Mt. St. Mary's	83 72
												263	H	Mt. St. Mary's	68 66
												298	A	Central Conn. St.	62 73
												298	H	Central Conn. St.	83 68
												307	A	Bryant	63 66
												307	H	Bryant	78 66
												309	H	Wagner	107 70
												340	A	Longwood	91 88
												344	H	Fairleigh Dickinson	75 64
												351	A	LIU Brooklyn	80 66
LAST 12 Division I GAMES:															
164	N	Montana	77 79	307	A	Bryant	63 66								
307	H	Bryant	78 66	298	A	Central Conn. St.	62 73								
298	H	Central Conn. St.	83 68	260	A	St. Francis Brooklyn	65 78								
263	A	Mt. St. Mary's	83 72	351	A	LIU Brooklyn	80 66								
309	H	Wagner	107 70	263	H	Mt. St. Mary's	68 66								
225	H	Sacred Heart	85 68	344	H	Fairleigh Dickinson	75 64								

Non-Div I Games: Seton Hill 86 74

Saint Francis (PA)

■ Loss,
 ■ Non-Conf,
 ■ S Site,
 ■ Home
 ■ A Away
 N Neutral

Saint Joseph's

Through Games Of Feb. 12, 2019

Average RPI Win:	236	WON-LOST	WINNING	LAST 10	STRENGTH OF	OPP. STRENGTH	TEAM	ADJ.	CONF.	ADJ CONF.
Average RPI Loss:	132	RECORD	PCT. RANK	GAMES	SCHEDULE	OF SCHEDULE	RPI	RPI	RPI	RPI
DIV. I ONLY	8- 15	253	1- 0	179	158	255	255	17	17	
DIV. I NON-CONF.	4- 9	252	1- 0	145	178	255	255	16	16	
TOTALS	RPI 1-25	RPI 26-50	W-L RECORDS	RPI 51-100	RPI 101-150	RPI 150+				
8- 15	0- 0	0- 2	OVERALL	0- 2	1- 5	7- 6				
6- 7	0- 0	0- 2	HOME	0- 0	1- 2	5- 3				
2- 8	0- 0	0- 0	AWAY	0- 2	0- 3	2- 3				
0- 0	0- 0	0- 0	NEUTRAL	0- 0	0- 0	0- 0				
4- 9	0- 0	0- 2	NON-CONFERENCE	0- 2	0- 1	4- 4				
3- 5	0- 0	0- 2	HOME	0- 0	0- 1	3- 2				
1- 4	0- 0	0- 0	AWAY	0- 2	0- 0	1- 2				
0- 0	0- 0	0- 0	NEUTRAL	0- 0	0- 0	0- 0				
4- 6	0- 0	0- 0	CONFERENCE	0- 0	1- 4	3- 2				
3- 2	0- 0	0- 0	HOME	0- 0	1- 1	2- 1				
1- 4	0- 0	0- 0	AWAY	0- 0	0- 3	1- 1				
0- 0	0- 0	0- 0	NEUTRAL	0- 0	0- 0	0- 0				

RPI S	Opponent	Score	RPI S	Opponent	Score	RPI S	Opponent	Score	RPI S	Opponent	Score	Team's RPI: 255
41	H Villanova	35 47	69	A Penn	45 65	108	A VCU	40 59				
50	H Auburn	70 81	77	A Drexel	34 51	108	H VCU	47 65				
						114	A Dayton	65 72				
						116	H Towson	52 73				
						147	H Davidson	66 54				
						150	A Duquesne	73 81				
						152	A Delaware	39 48				
						170	H Temple	52 58				
						180	H Rider	54 56				
						195	H Saint Louis	49 62				
						201	A Navy	48 49				
						208	A George Washington	41 38				
						212	H St. Bonaventure	66 41				
						225	A Sacred Heart	61 44				
						238	H Niagara	68 54				
						256	A Richmond	45 46				
						261	H Columbia	68 61				
						285	H La Salle	60 57				
						308	H Loyola Maryland	49 46				
LAST 12 Division I GAMES:												
308	H Loyola Maryland	49 46	285	H La Salle	60 57							
208	A George Washington	41 38	150	A Duquesne	73 81							
147	H Davidson	66 54	212	H St. Bonaventure	66 41							
108	H VCU	47 65	195	H Saint Louis	49 62							
114	A Dayton	65 72	108	A VCU	40 59							
256	A Richmond	45 46	201	A Navy	48 49							

Non-Div I Games:

Saint Joseph's

■ Loss,
 ■ Non-Conf,
 ■ S Site,
 ■ H Home
 ■ A Away
 N Neutral

Saint Louis

Through Games Of Feb. 12, 2019

Average RPI Win:	220	WON-LOST	WINNING	LAST 10	STRENGTH OF	OPP. STRENGTH	TEAM	ADJ.	CONF.	ADJ CONF.
Average RPI Loss:	126	RECORD	PCT. RANK	GAMES	SCHEDULE	OF SCHEDULE	RPI	RPI	RPI	RPI
DIV. I ONLY	11- 13	189	1- 0	202	117	195	195	17	17	
DIV. I NON-CONF.	5- 8	224	1- 0	191	55	213	213	16	16	
TOTALS	RPI 1-25	RPI 26-50	W-L RECORDS	RPI 51-100	RPI 101-150	RPI 150+				
11- 13	0- 1	0- 1	OVERALL	1- 2	1- 5	9- 4				
6- 6	0- 1	0- 1	HOME	0- 1	1- 1	5- 2				
5- 5	0- 0	0- 0	AWAY	1- 0	0- 3	4- 2				
0- 2	0- 0	0- 0	NEUTRAL	0- 1	0- 1	0- 0				
5- 8	0- 1	0- 1	NON-CONFERENCE	1- 2	0- 2	4- 2				
2- 4	0- 1	0- 1	HOME	0- 1	0- 0	2- 1				
3- 2	0- 0	0- 0	AWAY	1- 0	0- 1	2- 1				
0- 2	0- 0	0- 0	NEUTRAL	0- 1	0- 1	0- 0				
6- 5	0- 0	0- 0	CONFERENCE	0- 0	1- 3	5- 2				
4- 2	0- 0	0- 0	HOME	0- 0	1- 1	3- 1				
2- 3	0- 0	0- 0	AWAY	0- 0	0- 2	2- 1				
0- 0	0- 0	0- 0	NEUTRAL	0- 0	0- 0	0- 0				

RPI 1-25				RPI 26-50				RPI 51-100				RPI 101+ Team's RPI: 195			
RPI	S	Opponent	Score	RPI	S	Opponent	Score	RPI	S	Opponent	Score	RPI	S	Opponent	Score
6	H	UConn	42 98	33	H	Missouri	62 74	73	N	Yale	52 58	108	A	VCU	47 57
								86	H	Cincinnati	50 51	114	H	Dayton	68 65
								96	A	Virginia	67 65	130	A	Fordham	51 54
												130	H	Fordham	53 56
												141	N	Chattanooga	61 71
												149	A	Tulsa	75 86
												160	H	Southern Ill.	62 58
												173	H	Indiana St.	56 60
												191	A	Illinois St.	67 72
												196	A	Massachusetts	66 70
												207	H	George Mason	60 53
												208	H	George Washington	60 44
												212	A	St. Bonaventure	62 45
												228	H	Rhode Island	56 68
												255	A	Saint Joseph's	62 49
												257	H	SIUE	63 56
												285	H	La Salle	69 58
												294	A	Fla. Atlantic	93 61
												327	A	Eastern Ky.	70 43
LAST 12 Division I GAMES:															
294	A	Fla. Atlantic	93 61	114	H	Dayton	68 65								
285	H	La Salle	69 58	212	A	St. Bonaventure	62 45								
130	A	Fordham	51 54	228	H	Rhode Island	56 68								
208	H	George Washington	60 44	130	H	Fordham	53 56								
207	H	George Mason	60 53	255	A	Saint Joseph's	62 49								
108	A	VCU	47 57	196	A	Massachusetts	66 70								

Non-Div I Games:

Saint Louis

■ Loss,
 ■ Non-Conf,
 ■ S Site,
 ■ H Home
 ■ A Away
 N Neutral

Saint Mary's (CA)

Through Games Of Feb. 12, 2019

Average RPI Win:	172	WON-LOST	WINNING	LAST 10	STRENGTH OF	OPP. STRENGTH	TEAM	ADJ.	CONF.	ADJ CONF.
Average RPI Loss:	38	RECORD	PCT. RANK	GAMES	SCHEDULE	OF SCHEDULE	RPI	RPI	RPI	RPI
DIV. I ONLY	16- 8	81	1- 0	55	73	46	46	8	8	
DIV. I NON-CONF.	7- 4	108	1- 0	71	35	57	57	7	7	
TOTALS	RPI 1-25	RPI 26-50	W-L RECORDS	RPI 51-100	RPI 101-150	RPI 150+				
16- 8	0- 3	2- 3	OVERALL	2- 2	2- 0	10- 0				
6- 4	0- 2	1- 2	HOME	1- 0	1- 0	3- 0				
8- 4	0- 1	1- 1	AWAY	0- 2	1- 0	6- 0				
2- 0	0- 0	0- 0	NEUTRAL	1- 0	0- 0	1- 0				
7- 4	0- 1	1- 2	NON-CONFERENCE	1- 1	1- 0	4- 0				
2- 2	0- 1	1- 1	HOME	0- 0	0- 0	1- 0				
3- 2	0- 0	0- 1	AWAY	0- 1	1- 0	2- 0				
2- 0	0- 0	0- 0	NEUTRAL	1- 0	0- 0	1- 0				
9- 4	0- 2	1- 1	CONFERENCE	1- 1	1- 0	6- 0				
4- 2	0- 1	0- 1	HOME	1- 0	1- 0	2- 0				
5- 2	0- 1	1- 0	AWAY	0- 1	0- 0	4- 0				
0- 0	0- 0	0- 0	NEUTRAL	0- 0	0- 0	0- 0				

RPI 1-25				RPI 26-50				Team's RPI: 46	RPI 51-100				RPI 101+			
RPI	S	Opponent	Score	RPI	S	Opponent	Score		RPI	S	Opponent	Score	RPI	S	Opponent	Score
4	H	Oregon	55 79	30	A	Oregon St.	56 89		71	N	Old Dominion	83 65	122	A	Washington St.	70 64
13	A	Gonzaga	62 74	36	H	California	78 81		81	A	Pacific	67 76	124	H	Pepperdine	79 68
13	H	Gonzaga	52 66	37	A	BYU	78 75		92	A	UC Davis	74 76	161	A	Portland	98 91
				37	H	BYU	73 74		100	H	Loyola Marymount	86 62	161	H	Portland	113 85
				47	H	Wyoming	90 84						181	N	Texas St.	89 62
LAST 12 Division I GAMES:																
				71	N	Old Dominion	83 65		124	H	Pepperdine	79 68				
				258	A	San Diego	80 49		184	A	Santa Clara	83 59				
				37	A	BYU	78 75		241	A	San Francisco	80 65				
				13	H	Gonzaga	52 66		37	H	BYU	73 74				
				161	H	Portland	113 85		258	H	San Diego	74 60				
				100	H	Loyola Marymount	86 62		161	A	Portland	98 91				

Non-Div I Games:

Saint Mary's (CA)

■ Loss,
 ■ Non-Conf, S Site,
 ■ Home
 ■ Away
 N Neutral

Saint Peter's

Through Games Of Feb. 12, 2019

Average RPI Win:	322	WON-LOST	WINNING	LAST 10	STRENGTH OF	OPP. STRENGTH	TEAM	ADJ.	CONF.	ADJ CONF.
Average RPI Loss:	213	RECORD	PCT. RANK	GAMES	SCHEDULE	OF SCHEDULE	RPI	RPI	RPI	RPI
DIV. I ONLY	6- 16	289	0- 1	320	338	328	328	26	26	
DIV. I NON-CONF.	5- 6	177	0- 0	328	344	292	292	28	28	
TOTALS	RPI 1-25	RPI 26-50	W-L RECORDS	RPI 51-100	RPI 101-150	RPI 150+				
6- 16	0- 0	0- 0	OVERALL	0- 2	0- 3	6- 11				
4- 6	0- 0	0- 0	HOME	0- 0	0- 1	4- 5				
2- 10	0- 0	0- 0	AWAY	0- 2	0- 2	2- 6				
0- 0	0- 0	0- 0	NEUTRAL	0- 0	0- 0	0- 0				
5- 6	0- 0	0- 0	NON-CONFERENCE	0- 1	0- 2	5- 3				
4- 1	0- 0	0- 0	HOME	0- 0	0- 0	4- 1				
1- 5	0- 0	0- 0	AWAY	0- 1	0- 2	1- 2				
0- 0	0- 0	0- 0	NEUTRAL	0- 0	0- 0	0- 0				
1- 10	0- 0	0- 0	CONFERENCE	0- 1	0- 1	1- 8				
0- 5	0- 0	0- 0	HOME	0- 0	0- 1	0- 4				
1- 5	0- 0	0- 0	AWAY	0- 1	0- 0	1- 4				
0- 0	0- 0	0- 0	NEUTRAL	0- 0	0- 0	0- 0				

RPI S	Opponent	Score	RPI S	Opponent	Score	RPI S	Opponent	Score	RPI S	Opponent	Score	Team's RPI: 328
						65	A Quinnipiac	45 90	105	A Boston College	57 89	
						73	A Yale	56 72	120	A Seton Hall	47 90	
									145	H Marist	42 62	
									180	A Rider	38 60	
									238	A Niagara	57 81	
									238	H Niagara	66 75	
									246	H Cal St. Fullerton	45 69	
									260	A St. Francis Brooklyn	70 74	
									278	A Siena	46 50	
									278	H Siena	57 84	
									279	A Canisius	59 78	
									279	H Canisius	62 75	
									303	A Fairfield	68 65	
									306	H Manhattan	44 62	
									309	H Wagner	69 57	
									311	A Lafayette	62 60	
									312	H NJIT	70 57	
									322	A UMass Lowell	57 59	
									344	H Fairleigh Dickinson	75 58	
									351	H LIU Brooklyn	86 59	
LAST 12 Division I GAMES:												
306	H	Manhattan	44	62	303	A	Fairfield	68	65			
279	A	Canisius	59	78	279	H	Canisius	62	75			
238	A	Niagara	57	81	238	H	Niagara	66	75			
278	A	Siena	46	50	65	A	Quinnipiac	45	90			
145	H	Marist	42	62	278	H	Siena	57	84			
180	A	Rider	38	60	344	H	Fairleigh Dickinson	75	58			

Non-Div I Games:

Saint Peter's

■ Loss,
 ■ Non-Conf,
 ■ S Site,
 ■ H Home
 ■ A Away
 N Neutral

Average RPI Win:	277	WON-LOST	WINNING	LAST 10	STRENGTH OF	OPP. STRENGTH	TEAM	ADJ.	CONF.	ADJ CONF.
Average RPI Loss:	127	RECORD	PCT. RANK	GAMES	SCHEDULE	OF SCHEDULE	RPI	RPI	RPI	RPI
DIV. I ONLY	9- 9	163	1- 0	232	243	189	189	25	25	
DIV. I NON-CONF.	2- 5	264	0- 0	115	103	178	178	23	23	
TOTALS	RPI 1-25	RPI 26-50	W-L RECORDS	RPI 51-100	RPI 101-150	RPI 150+				
9- 9	0- 0	0- 1	OVERALL	0- 4	0- 0	9- 4				
3- 4	0- 0	0- 0	HOME	0- 2	0- 0	3- 2				
6- 4	0- 0	0- 1	AWAY	0- 1	0- 0	6- 2				
0- 1	0- 0	0- 0	NEUTRAL	0- 1	0- 0	0- 0				
2- 5	0- 0	0- 1	NON-CONFERENCE	0- 2	0- 0	2- 2				
0- 1	0- 0	0- 0	HOME	0- 0	0- 0	0- 1				
2- 3	0- 0	0- 1	AWAY	0- 1	0- 0	2- 1				
0- 1	0- 0	0- 0	NEUTRAL	0- 1	0- 0	0- 0				
7- 4	0- 0	0- 0	CONFERENCE	0- 2	0- 0	7- 2				
3- 3	0- 0	0- 0	HOME	0- 2	0- 0	3- 1				
4- 1	0- 0	0- 0	AWAY	0- 0	0- 0	4- 1				
0- 0	0- 0	0- 0	NEUTRAL	0- 0	0- 0	0- 0				

RPI 1-25				RPI 26-50				RPI 51-100				RPI 101+				Team's RPI: 189	
RPI	S	Opponent	Score	RPI	S	Opponent	Score	RPI	S	Opponent	Score	RPI	S	Opponent	Score		
				43	A	TCU	59 72	52	H	SFA	68 78	167	A	Abilene Christian	72 63		
								56	A	LSU	52 66	167	H	Abilene Christian	79 91		
								59	H	Lamar University	72 83	175	H	Oral Roberts	62 73		
								79	N	Troy	79 84	192	A	Southern Miss.	65 61		
												248	A	Wichita St.	55 63		
												253	A	Louisiana	68 62		
												267	A	A&M-Corpus Christi	61 76		
												276	H	Southeastern La.	94 63		
												288	H	Central Ark.	66 62		
												321	A	Incarnate Word	76 56		
												330	A	McNeese	93 80		
												332	H	Northwestern St.	66 55		
												333	A	Houston Baptist	74 63		
LAST 12 Division I GAMES:																	
				167	A	Abilene Christian	72 63	333	A	Houston Baptist	74 63						
				330	A	McNeese	93 80	267	A	A&M-Corpus Christi	61 76						
				52	H	SFA	68 78	321	A	Incarnate Word	76 56						
				276	H	Southeastern La.	94 63	288	H	Central Ark.	66 62						
				59	H	Lamar University	72 83	167	H	Abilene Christian	79 91						
				332	H	Northwestern St.	66 55	43	A	TCU	59 72						

Non-Div I Games: UNKNOWN 94 46 Wiley 101 63 Jarvis Christian 100 55

Sam Houston St.

Average RPI Win: 267	WON-LOST	WINNING	LAST 10	STRENGTH OF	OPP. STRENGTH	TEAM	ADJ.	CONF.	ADJ CONF.
Average RPI Loss: 168	RECORD	PCT. RANK	GAMES	SCHEDULE	OF SCHEDULE	RPI	RPI	RPI	RPI
DIV. I ONLY	5- 16	307	0- 1	206	238	268	268	27	27
DIV. I NON-CONF.	3- 10	278	0- 0	152	202	223	223	24	24
TOTALS	RPI 1-25	RPI 26-50	W-L RECORDS	RPI 51-100	RPI 101-150	RPI 150+			
5- 16	0- 0	0- 1	OVERALL	0- 1	0- 5	5- 9			
2- 3	0- 0	0- 0	HOME	0- 0	0- 2	2- 1			
3- 13	0- 0	0- 1	AWAY	0- 1	0- 3	3- 8			
0- 0	0- 0	0- 0	NEUTRAL	0- 0	0- 0	0- 0			
3- 10	0- 0	0- 1	NON-CONFERENCE	0- 1	0- 4	3- 4			
1- 1	0- 0	0- 0	HOME	0- 0	0- 1	1- 0			
2- 9	0- 0	0- 1	AWAY	0- 1	0- 3	2- 4			
0- 0	0- 0	0- 0	NEUTRAL	0- 0	0- 0	0- 0			
2- 6	0- 0	0- 0	CONFERENCE	0- 0	0- 1	2- 5			
1- 2	0- 0	0- 0	HOME	0- 0	0- 1	1- 1			
1- 4	0- 0	0- 0	AWAY	0- 0	0- 0	1- 4			
0- 0	0- 0	0- 0	NEUTRAL	0- 0	0- 0	0- 0			

RPI S	Opponent	Score	RPI S	Opponent	Score	RPI S	Opponent	Score	RPI S	Opponent	Score	Team's RPI: 268
50	A Auburn	46 73	79	A Troy	52 72	111	A Oklahoma St.	62 82	125	H UAB	41 66	
						134	A Colorado	39 81	136	A UT Martin	68 89	
						141	H Chattanooga	63 73	157	A Mercer	68 76	
						157	H Mercer	52 68	169	A Denver	87 83	
						176	A Vanderbilt	52 77	179	A Hampton	57 64	
						192	A Southern Miss.	40 76	223	A Furman	36 57	
						229	A Memphis	48 53	242	H ETSU	79 58	
						250	A Alabama St.	60 51	283	A Wofford	62 71	
						314	A UNC Greensboro	54 55	335	H Presbyterian	75 54	
						337	A Western Caro.	75 42				
LAST 12 Division I GAMES:												
157	H Mercer	52 68	314	A UNC Greensboro	54 55							
283	A Wofford	62 71	157	A Mercer	68 76							
223	A Furman	36 57	176	A Vanderbilt	52 77							
141	H Chattanooga	63 73	134	A Colorado	39 81							
242	H ETSU	79 58	169	A Denver	87 83							
337	A Western Caro.	75 42	50	A Auburn	46 73							

Non-Div I Games: Rhodes 71 54 Montevallo 73 47

Samford

Loss, Non-Conf, S Site, H Home A Away N Neutral

Average RPI Win:	240	WON-LOST	WINNING	LAST 10	STRENGTH OF	OPP. STRENGTH	TEAM	ADJ.	CONF.	ADJ CONF.
Average RPI Loss:	117	RECORD	PCT. RANK	GAMES	SCHEDULE	OF SCHEDULE	RPI	RPI	RPI	RPI
DIV. I ONLY	7- 16	273	0- 1	168	107	258	258	8	8	
DIV. I NON-CONF.	6- 4	125	0- 0	319	215	224	224	7	7	
TOTALS	RPI 1-25	RPI 26-50	W-L RECORDS	RPI 51-100	RPI 101-150	RPI 150+				
7- 16	0- 1	0- 4	OVERALL	0- 4	0- 3	7- 4				
5- 8	0- 1	0- 3	HOME	0- 2	0- 1	5- 1				
2- 8	0- 0	0- 1	AWAY	0- 2	0- 2	2- 3				
0- 0	0- 0	0- 0	NEUTRAL	0- 0	0- 0	0- 0				
6- 4	0- 0	0- 1	NON-CONFERENCE	0- 0	0- 1	6- 2				
5- 1	0- 0	0- 1	HOME	0- 0	0- 0	5- 0				
1- 3	0- 0	0- 0	AWAY	0- 0	0- 1	1- 2				
0- 0	0- 0	0- 0	NEUTRAL	0- 0	0- 0	0- 0				
1- 12	0- 1	0- 3	CONFERENCE	0- 4	0- 2	1- 2				
0- 7	0- 1	0- 2	HOME	0- 2	0- 1	0- 1				
1- 5	0- 0	0- 1	AWAY	0- 2	0- 1	1- 1				
0- 0	0- 0	0- 0	NEUTRAL	0- 0	0- 0	0- 0				

RPI 1-25				RPI 26-50				RPI 51-100				RPI 101+				Team's RPI: 258
RPI	S	Opponent	Score	RPI	S	Opponent	Score	RPI	S	Opponent	Score	RPI	S	Opponent	Score	
13	H	Gonzaga	61 86	36	H	California	53 70	81	A	Pacific	47 79	112	A	Minnesota	48 53	
				37	H	BYU	56 65	81	H	Pacific	53 70	124	A	Pepperdine	65 88	
				46	A	Saint Mary's (CA)	60 74	100	A	Loyola Marymount	57 83	124	H	Pepperdine	55 74	
				46	H	Saint Mary's (CA)	49 80	100	H	Loyola Marymount	52 69	161	H	Portland	60 69	
												184	A	Santa Clara	57 49	
												200	H	Dartmouth	78 76	
												204	H	San Diego St.	72 71	
												241	A	San Francisco	57 68	
												243	H	Hawaii	58 50	
												259	A	Long Beach St.	60 56	
												269	H	Cleveland St.	83 82	
												271	A	Southern Utah	59 69	
												297	A	UTSA	77 87	
												323	H	San Jose St.	83 79	
LAST 12 Division I GAMES:																
				46	H	Saint Mary's (CA)	49 80	161	H	Portland	60 69					
				81	H	Pacific	53 70	81	A	Pacific	47 79					
				100	A	Loyola Marymount	57 83	46	A	Saint Mary's (CA)	60 74					
				124	A	Pepperdine	65 88	124	H	Pepperdine	55 74					
				37	H	BYU	56 65	100	H	Loyola Marymount	52 69					
				13	H	Gonzaga	61 86	184	A	Santa Clara	57 49					

Non-Div I Games: Cal St. San B'dino 76 58

San Diego

■ Loss,
 ■ Non-Conf,
 ■ S Site,
 ■ H Home
 ■ A Away
 N Neutral

Average RPI Win:	232	WON-LOST	WINNING	LAST 10	STRENGTH OF	OPP. STRENGTH	TEAM	ADJ.	CONF.	ADJ CONF.
Average RPI Loss:	147	RECORD	PCT. RANK	GAMES	SCHEDULE	OF SCHEDULE	RPI	RPI	RPI	RPI
DIV. I ONLY	9- 12	216	1- 0	174	207	204	204	15	15	
DIV. I NON-CONF.	5- 6	177	0- 0	267	270	245	245	13	13	
TOTALS	RPI 1-25	RPI 26-50	W-L RECORDS	RPI 51-100	RPI 101-150	RPI 150+				
9- 12	0- 0	1- 3	OVERALL	0- 2	0- 1	8- 6				
6- 5	0- 0	1- 1	HOME	0- 2	0- 1	5- 1				
3- 7	0- 0	0- 2	AWAY	0- 0	0- 0	3- 5				
0- 0	0- 0	0- 0	NEUTRAL	0- 0	0- 0	0- 0				
5- 6	0- 0	0- 1	NON-CONFERENCE	0- 1	0- 0	5- 4				
3- 3	0- 0	0- 1	HOME	0- 1	0- 0	3- 1				
2- 3	0- 0	0- 0	AWAY	0- 0	0- 0	2- 3				
0- 0	0- 0	0- 0	NEUTRAL	0- 0	0- 0	0- 0				
4- 6	0- 0	1- 2	CONFERENCE	0- 1	0- 1	3- 2				
3- 2	0- 0	1- 0	HOME	0- 1	0- 1	2- 0				
1- 4	0- 0	0- 2	AWAY	0- 0	0- 0	1- 2				
0- 0	0- 0	0- 0	NEUTRAL	0- 0	0- 0	0- 0				

RPI S	Opponent	Score	RPI S	Opponent	Score	RPI S	Opponent	Score	RPI S	Opponent	Score	Team's RPI: 204
43	H TCU	64 81	66	H Boise St.	66 69	113	H Fresno St.	81 87				
47	A Wyoming	45 87	80	H Arizona	60 69	158	A CSUN	74 77				
48	A New Mexico	62 70				168	A UC Irvine	78 70				
48	H New Mexico	61 59				184	A Santa Clara	43 60				
						216	A UNLV	57 71				
						221	A Utah St.	56 54				
						243	H Hawaii	58 57				
						246	A Cal St. Fullerton	83 72				
						252	A Air Force	66 75				
						252	H Air Force	70 61				
						258	A San Diego	71 72				
						262	H California Baptist	83 67				
						293	H UC Santa Barbara	58 63				
						321	H Incarnate Word	81 38				
						323	H San Jose St.	69 68				
LAST 12 Division I GAMES:												
221	A Utah St.	56 54	48	A New Mexico	62 70							
48	H New Mexico	61 59	252	H Air Force	70 61							
323	H San Jose St.	69 68	47	A Wyoming	45 87							
252	A Air Force	66 75	66	H Boise St.	66 69							
216	A UNLV	57 71	293	H UC Santa Barbara	58 63							
113	H Fresno St.	81 87	158	A CSUN	74 77							

Non-Div I Games:

San Diego St.

■ Loss,
 ■ Non-Conf,
 ■ S Site,
 ■ Home
 ■ A Away
 N Neutral

San Francisco

Through Games Of Feb. 12, 2019

Average RPI Win:	272	WON-LOST	WINNING	LAST 10	STRENGTH OF	OPP. STRENGTH	TEAM	ADJ.	CONF.	ADJ CONF.
Average RPI Loss:	99	RECORD	PCT. RANK	GAMES	SCHEDULE	OF SCHEDULE	RPI	RPI	RPI	RPI
DIV. I ONLY	6- 17	295	0- 1	126	102	241	241	8	8	
DIV. I NON-CONF.	4- 7	228	0- 0	222	141	242	242	7	7	
TOTALS	RPI 1-25	RPI 26-50	W-L RECORDS	RPI 51-100	RPI 101-150	RPI 150+				
6- 17	0- 2	0- 2	OVERALL	0- 7	0- 3	6- 3				
2- 9	0- 0	0- 2	HOME	0- 5	0- 1	2- 1				
2- 7	0- 2	0- 0	AWAY	0- 2	0- 2	2- 1				
2- 1	0- 0	0- 0	NEUTRAL	0- 0	0- 0	2- 1				
4- 7	0- 1	0- 0	NON-CONFERENCE	0- 4	0- 1	4- 1				
1- 3	0- 0	0- 0	HOME	0- 3	0- 0	1- 0				
1- 3	0- 1	0- 0	AWAY	0- 1	0- 1	1- 0				
2- 1	0- 0	0- 0	NEUTRAL	0- 0	0- 0	2- 1				
2- 10	0- 1	0- 2	CONFERENCE	0- 3	0- 2	2- 2				
1- 6	0- 0	0- 2	HOME	0- 2	0- 1	1- 1				
1- 4	0- 1	0- 0	AWAY	0- 1	0- 1	1- 1				
0- 0	0- 0	0- 0	NEUTRAL	0- 0	0- 0	0- 0				

RPI 1-25				RPI 26-50				RPI 51-100				RPI 101+ Team's RPI: 241			
RPI	S	Opponent	Score	RPI	S	Opponent	Score	RPI	S	Opponent	Score	RPI	S	Opponent	Score
5	A	Stanford	62 96	37	H	BYU	59 67	81	H	Pacific	75 85	122	A	Washington St.	61 91
13	A	Gonzaga	51 78	46	H	Saint Mary's (CA)	65 80	88	H	UT Arlington	73 80	124	A	Pepperdine	50 69
								89	A	Idaho	63 70	124	H	Pepperdine	66 72
								92	H	UC Davis	68 70	161	A	Portland	73 78
								99	H	Northern Colo.	63 68	184	A	Santa Clara	57 49
								100	A	Loyola Marymount	58 66	184	H	Santa Clara	66 71
								100	H	Loyola Marymount	66 73	224	N	North Dakota	97 100
												232	A	Sacramento St.	86 75
												258	H	San Diego	68 57
												314	N	Cal Poly	65 62
												320	N	North Dakota St.	75 42
												323	H	San Jose St.	85 63
LAST 12 Division I GAMES:															
100	H	Loyola Marymount	66 73	46	H	Saint Mary's (CA)	65 80	124	A	Pepperdine	50 69	100	A	Loyola Marymount	58 66
124	H	Pepperdine	66 72	124	A	Pepperdine	50 69	184	H	Santa Clara	66 71	37	H	BYU	59 67
184	A	Santa Clara	57 49	100	A	Loyola Marymount	58 66	258	H	San Diego	68 57				
161	A	Portland	73 78												
13	A	Gonzaga	51 78												
81	H	Pacific	75 85												

Non-Div I Games:

San Francisco

■ Loss,
■ Non-Conf,
■ S Site,
■ H Home
■ A Away
N Neutral

San Jose St.

Through Games Of Feb. 12, 2019

Average RPI Win:	248	WON-LOST	WINNING	LAST 10	STRENGTH OF	OPP. STRENGTH	TEAM	ADJ.	CONF.	ADJ CONF.
Average RPI Loss:	160	RECORD	PCT. RANK	GAMES	SCHEDULE	OF SCHEDULE	RPI	RPI	RPI	RPI
DIV. I ONLY	2- 18	337	0- 1	181	174	323	323	15	15	
DIV. I NON-CONF.	1- 9	326	0- 0	219	185	333	333	13	13	
TOTALS	RPI 1-25	RPI 26-50	W-L RECORDS	RPI 51-100	RPI 101-150	RPI 150+				
2- 18	0- 0	0- 1	OVERALL	0- 4	0- 3	2- 10				
2- 7	0- 0	0- 1	HOME	0- 2	0- 0	2- 4				
0- 11	0- 0	0- 0	AWAY	0- 2	0- 3	0- 6				
0- 0	0- 0	0- 0	NEUTRAL	0- 0	0- 0	0- 0				
1- 9	0- 0	0- 0	NON-CONFERENCE	0- 2	0- 2	1- 5				
1- 3	0- 0	0- 0	HOME	0- 1	0- 0	1- 2				
0- 6	0- 0	0- 0	AWAY	0- 1	0- 2	0- 3				
0- 0	0- 0	0- 0	NEUTRAL	0- 0	0- 0	0- 0				
1- 9	0- 0	0- 1	CONFERENCE	0- 2	0- 1	1- 5				
1- 4	0- 0	0- 1	HOME	0- 1	0- 0	1- 2				
0- 5	0- 0	0- 0	AWAY	0- 1	0- 1	0- 3				
0- 0	0- 0	0- 0	NEUTRAL	0- 0	0- 0	0- 0				

RPI S	Opponent	Score	RPI S	Opponent	Score	RPI S	Opponent	Score	RPI S	Opponent	Score	Team's RPI: 323
47	H Wyoming	56 70	66	A Boise St.	68 99	113	A Fresno St.	48 77				
			66	H Boise St.	69 83	134	A Colorado	64 76				
			81	H Pacific	67 91	140	A Portland St.	51 80				
			98	A Nebraska	63 96	158	A CSUN	40 76				
						168	H UC Irvine	66 74				
						184	H Santa Clara	56 62				
						204	A San Diego St.	68 69				
						216	H UNLV	43 53				
						221	A Utah St.	49 82				
						221	H Utah St.	68 59				
						233	H Nevada	49 52				
						241	A San Francisco	63 85				
						252	A Air Force	77 88				
						258	A San Diego	79 83				
						274	H CSU Bakersfield	82 72				
LAST 12 Division I GAMES:												
66	H Boise St.	69 83	221	A Utah St.	49 82							
204	A San Diego St.	68 69	66	A Boise St.	68 99							
221	H Utah St.	68 59	233	H Nevada	49 52							
252	A Air Force	77 88	113	A Fresno St.	48 77							
47	H Wyoming	56 70	258	A San Diego	79 83							
216	H UNLV	43 53	158	A CSUN	40 76							

Non-Div I Games: San Fran. St. 66 73

San Jose St.

Loss, Non-Conf, S Site, H Home A Away N Neutral

Santa Clara

Through Games Of Feb. 12, 2019

Average RPI Win:	212	WON-LOST	WINNING	LAST 10	STRENGTH OF	OPP. STRENGTH	TEAM	ADJ.	CONF.	ADJ CONF.
Average RPI Loss:	106	RECORD	PCT. RANK	GAMES	SCHEDULE	OF SCHEDULE	RPI	RPI	RPI	RPI
DIV. I ONLY	9- 13	230	0- 1	127	115	184	184	8	8	
DIV. I NON-CONF.	6- 4	125	0- 0	190	196	140	140	7	7	
TOTALS	RPI 1-25	RPI 26-50	W-L RECORDS	RPI 51-100	RPI 101-150	RPI 150+				
9- 13	0- 1	0- 4	OVERALL	2- 2	0- 3	7- 3				
4- 8	0- 0	0- 2	HOME	1- 2	0- 1	3- 3				
5- 5	0- 1	0- 2	AWAY	1- 0	0- 2	4- 0				
0- 0	0- 0	0- 0	NEUTRAL	0- 0	0- 0	0- 0				
6- 4	0- 0	0- 2	NON-CONFERENCE	1- 0	0- 1	5- 1				
4- 1	0- 0	0- 0	HOME	1- 0	0- 0	3- 1				
2- 3	0- 0	0- 2	AWAY	0- 0	0- 1	2- 0				
0- 0	0- 0	0- 0	NEUTRAL	0- 0	0- 0	0- 0				
3- 9	0- 1	0- 2	CONFERENCE	1- 2	0- 2	2- 2				
0- 7	0- 0	0- 2	HOME	0- 2	0- 1	0- 2				
3- 2	0- 1	0- 0	AWAY	1- 0	0- 1	2- 0				
0- 0	0- 0	0- 0	NEUTRAL	0- 0	0- 0	0- 0				

RPI	S	Opponent	Score	RPI	S	Opponent	Score	RPI	S	Opponent	Score	RPI	S	Opponent	Score	Team's RPI: 184
13	A	Gonzaga	61 78	30	A	Oregon St.	31 82	63	H	Missouri St.	77 73	113	A	Fresno St.	53 80	
				37	H	BYU	44 54	81	H	Pacific	70 74	124	A	Pepperdine	48 74	
				46	H	Saint Mary's (CA)	59 83	100	A	Loyola Marymount	83 75	124	H	Pepperdine	74 76	
				49	A	Southern California	46 77	100	H	Loyola Marymount	60 69	158	H	CSUN	38 53	
												161	A	Portland	72 66	
												204	H	San Diego St.	60 43	
												233	H	Nevada	56 48	
												241	A	San Francisco	71 66	
												241	H	San Francisco	49 57	
												246	A	Cal St. Fullerton	64 60	
												258	H	San Diego	49 57	
												323	A	San Jose St.	62 56	
												338	H	Grand Canyon	75 55	
LAST 12 Division I GAMES:																
124	H	Pepperdine	74 76	81	H	Pacific	70 74									
100	H	Loyola Marymount	60 69	100	A	Loyola Marymount	83 75									
241	H	San Francisco	49 57	124	A	Pepperdine	48 74									
13	A	Gonzaga	61 78	241	A	San Francisco	71 66									
161	A	Portland	72 66	258	H	San Diego	49 57									
46	H	Saint Mary's (CA)	59 83	37	H	BYU	44 54									

Non-Div I Games: Sonoma St. 98 38

Santa Clara

Loss, Non-Conf, S Site, H Home A Away N Neutral

Average RPI Win:	324	WON-LOST	WINNING	LAST 10	STRENGTH OF	OPP. STRENGTH	TEAM	ADJ.	CONF.	ADJ CONF.
Average RPI Loss:	229	RECORD	PCT. RANK	GAMES	SCHEDULE	OF SCHEDULE	RPI	RPI	RPI	RPI
DIV. I ONLY	4- 13	308	1- 0	351	299	345	345	32	32	
DIV. I NON-CONF.	0- 7	336	0- 0	266	122	344	344	32	32	
TOTALS	RPI 1-25	RPI 26-50	W-L RECORDS	RPI 51-100	RPI 101-150	RPI 150+				
4- 13	0- 0	0- 2	OVERALL	0- 0	0- 0	4- 11				
2- 6	0- 0	0- 0	HOME	0- 0	0- 0	2- 6				
2- 7	0- 0	0- 2	AWAY	0- 0	0- 0	2- 5				
0- 0	0- 0	0- 0	NEUTRAL	0- 0	0- 0	0- 0				
0- 7	0- 0	0- 2	NON-CONFERENCE	0- 0	0- 0	0- 5				
0- 3	0- 0	0- 0	HOME	0- 0	0- 0	0- 3				
0- 4	0- 0	0- 2	AWAY	0- 0	0- 0	0- 2				
0- 0	0- 0	0- 0	NEUTRAL	0- 0	0- 0	0- 0				
4- 6	0- 0	0- 0	CONFERENCE	0- 0	0- 0	4- 6				
2- 3	0- 0	0- 0	HOME	0- 0	0- 0	2- 3				
2- 3	0- 0	0- 0	AWAY	0- 0	0- 0	2- 3				
0- 0	0- 0	0- 0	NEUTRAL	0- 0	0- 0	0- 0				

RPI S	Opponent	Score	RPI S	Opponent	Score	RPI S	Opponent	Score	RPI S	Opponent	Score	Team's RPI: 345
29	A South Dakota St.	49 97	34	A DePaul	61 124				177	A UMES	46 78	
									194	A Ole Miss	51 74	
									211	H Texas Southern	41 65	
									244	H Jacksonville	58 68	
									248	A Wichita St.	50 66	
									266	H Norfolk St.	42 78	
									289	H Ga. Southern	71 82	
									295	A Morgan St.	47 63	
									295	H Morgan St.	53 35	
									305	H South Carolina St.	60 71	
									326	A Coppin St.	76 70	
									326	H Coppin St.	68 57	
									341	H N.C. Central	67 71	
									346	A Delaware St.	58 66	
									349	A Florida A&M	54 50	
LAST 12 Division I GAMES:												
295	H Morgan St.	53 35	266	H Norfolk St.	42 78							
326	H Coppin St.	68 57	349	A Florida A&M	54 50							
177	A UMES	46 78	295	A Morgan St.	47 63							
346	A Delaware St.	58 66	326	A Coppin St.	76 70							
341	H N.C. Central	67 71	248	A Wichita St.	50 66							
305	H South Carolina St.	60 71	29	A South Dakota St.	49 97							

Non-Div I Games: Carver 101 49 Wesleyan (GA) 155 26

Savannah St.

RPI 1-25				RPI 26-50				RPI 51-100				RPI 101+ Team's RPI: 342			
RPI	S	Opponent	Score	RPI	S	Opponent	Score	RPI	S	Opponent	Score	RPI	S	Opponent	Score
								51	A	Utah	62 89	124	H	Pepperdine	64 78
								80	N	Arizona	54 84	140	A	Portland St.	43 68
								81	A	Pacific	61 75	146	H	Washington	58 69
								92	A	UC Davis	59 76	166	A	New Mexico St.	55 75
												168	A	UC Irvine	60 65
												219	A	UTRGV	56 69
												233	A	Nevada	54 67
												234	H	Northern Ariz.	58 65
												236	H	UMKC	62 86
												243	A	Hawaii	51 67
												246	H	Cal St. Fullerton	54 57
												262	A	California Baptist	83 100
												274	H	CSU Bakersfield	60 70
												281	A	Utah Valley	56 63
												281	H	Utah Valley	55 58
												314	H	Cal Poly	50 60
												338	H	Grand Canyon	73 74
												348	H	Chicago St.	90 54
LAST 12 Division I GAMES:															
				281	A	Utah Valley	56 63	281	H	Utah Valley	55 58				
				262	A	California Baptist	83 100	338	H	Grand Canyon	73 74				
				236	H	UMKC	62 86	274	H	CSU Bakersfield	60 70				
				348	H	Chicago St.	90 54	168	A	UC Irvine	60 65				
				219	A	UTRGV	56 69	233	A	Nevada	54 67				
				166	A	New Mexico St.	55 75	314	H	Cal Poly	50 60				

Non-Div I Games:

Average RPI Win:	196	WON-LOST	WINNING	LAST 10	STRENGTH OF	OPP. STRENGTH	TEAM	ADJ.	CONF.	ADJ CONF.
Average RPI Loss:	76	RECORD	PCT. RANK	GAMES	SCHEDULE	OF SCHEDULE	RPI	RPI	RPI	RPI
DIV. I ONLY	14- 10	128	0- 1	121	83	120	120	6	6	
DIV. I NON-CONF.	8- 3	72	0- 0	277	213	132	132	5	5	
TOTALS	RPI 1-25	RPI 26-50	W-L RECORDS	RPI 51-100	RPI 101-150	RPI 150+				
14- 10	0- 2	2- 4	OVERALL	2- 0	3- 2	7- 2				
11- 2	0- 0	1- 1	HOME	1- 0	3- 0	6- 1				
2- 7	0- 2	1- 2	AWAY	1- 0	0- 2	0- 1				
1- 1	0- 0	0- 1	NEUTRAL	0- 0	0- 0	1- 0				
8- 3	0- 1	0- 2	NON-CONFERENCE	1- 0	0- 0	7- 0				
6- 0	0- 0	0- 0	HOME	0- 0	0- 0	6- 0				
1- 2	0- 1	0- 1	AWAY	1- 0	0- 0	0- 0				
1- 1	0- 0	0- 1	NEUTRAL	0- 0	0- 0	1- 0				
6- 7	0- 1	2- 2	CONFERENCE	1- 0	3- 2	0- 2				
5- 2	0- 0	1- 1	HOME	1- 0	3- 0	0- 1				
1- 5	0- 1	1- 1	AWAY	0- 0	0- 2	0- 1				
0- 0	0- 0	0- 0	NEUTRAL	0- 0	0- 0	0- 0				

RPI 1-25				RPI 26-50				RPI 51-100				RPI 101+ Team's RPI: 120			
RPI	S	Opponent	Score	RPI	S	Opponent	Score	RPI	S	Opponent	Score	RPI	S	Opponent	Score
6	A	UConn	61 99	34	A	DePaul	84 73	91	H	Georgetown	76 63	109	H	St. John's (NY)	77 67
8	A	Marquette	60 96	38	A	UCLA	62 78	94	A	Princeton	70 66	115	A	Creighton	71 80
				41	H	Villanova	66 70					115	H	Creighton	82 75
				42	N	Georgia Tech	73 84					117	A	Providence	75 82
				44	A	Butler	59 62					117	H	Providence	79 73
				44	H	Butler	83 62					172	A	Xavier	62 63
												172	H	Xavier	76 80
												260	H	St. Francis Brooklyn	100 77
												297	H	UTSA	84 53
												304	H	Kennesaw St.	102 80
												309	H	Wagner	95 40
												314	N	UNC Greensboro	71 64
												322	H	UMass Lowell	90 57
												328	H	Saint Peter's	90 47
LAST 12 Division I GAMES:															
115	A	Creighton	71 80	34	A	DePaul	84 73								
117	A	Providence	75 82	8	A	Marquette	60 96								
44	H	Butler	83 62	117	H	Providence	79 73								
172	H	Xavier	76 80	115	H	Creighton	82 75								
91	H	Georgetown	76 63	172	A	Xavier	62 63								
41	H	Villanova	66 70	44	A	Butler	59 62								

Non-Div I Games:

Seton Hall

■ Loss,
■ Non-Conf,
■ S Site,
■ H Home
■ A Away
N Neutral

Average RPI Win: 282		WON-LOST	WINNING	LAST 10	STRENGTH OF	OPP. STRENGTH	TEAM	ADJ.	CONF.	ADJ CONF.
Average RPI Loss: 184		RECORD	PCT. RANK	GAMES	SCHEDULE	OF SCHEDULE	RPI	RPI	RPI	RPI
DIV. I ONLY		10- 14	225	1- 0	297	289	278	278	26	26
DIV. I NON-CONF.		4- 7	228	1- 0	203	290	269	269	28	28
TOTALS		RPI 1-25	RPI 26-50	W-L RECORDS	RPI 51-100	RPI 101-150	RPI 150+			
10- 14	0- 0		0- 0	OVERALL	0- 4	0- 2	10- 8			
5- 7	0- 0		0- 0	HOME	0- 2	0- 1	5- 4			
4- 6	0- 0		0- 0	AWAY	0- 1	0- 1	4- 4			
1- 1	0- 0		0- 0	NEUTRAL	0- 1	0- 0	1- 0			
4- 7	0- 0		0- 0	NON-CONFERENCE	0- 3	0- 0	4- 4			
2- 4	0- 0		0- 0	HOME	0- 2	0- 0	2- 2			
1- 2	0- 0		0- 0	AWAY	0- 0	0- 0	1- 2			
1- 1	0- 0		0- 0	NEUTRAL	0- 1	0- 0	1- 0			
6- 7	0- 0		0- 0	CONFERENCE	0- 1	0- 2	6- 4			
3- 3	0- 0		0- 0	HOME	0- 0	0- 1	3- 2			
3- 4	0- 0		0- 0	AWAY	0- 1	0- 1	3- 2			
0- 0	0- 0		0- 0	NEUTRAL	0- 0	0- 0	0- 0			

RPI 1-25				RPI 26-50				RPI 51-100				RPI 101+				Team's RPI: 278	
RPI	S	Opponent	Score	RPI	S	Opponent	Score	RPI	S	Opponent	Score	RPI	S	Opponent	Score		
								65	A	Quinnipiac	31 68	145	A	Marist	59 88		
								69	H	Penn	51 58	145	H	Marist	58 73		
								77	N	Drexel	39 51	180	H	Rider	52 55		
								84	H	Harvard	54 73	196	H	Massachusetts	64 59		
												212	A	St. Bonaventure	58 74		
												213	A	Monmouth	77 68		
												213	H	Monmouth	54 56		
												225	A	Sacred Heart	50 72		
												230	A	Howard	86 81		
												247	H	Colgate	55 53		
												254	H	Hofstra	50 57		
												294	H	Fla. Atlantic	66 70		
												303	A	Fairfield	55 59		
												306	A	Manhattan	48 52		
												306	H	Manhattan	62 56		
												309	N	Wagner	74 71		
												328	A	Saint Peter's	84 57		
												328	H	Saint Peter's	50 46		
												331	A	Iona	66 45		
												331	H	Iona	59 47		
LAST 12 Division I GAMES:																	
				309	N	Wagner	74 71	328	H	Saint Peter's	50 46						
				213	H	Monmouth	54 56	65	A	Quinnipiac	31 68						
				331	A	Iona	66 45	213	A	Monmouth	77 68						
				306	A	Manhattan	48 52	145	A	Marist	59 88						
				145	H	Marist	58 73	180	H	Rider	52 55						
				303	A	Fairfield	55 59	306	H	Manhattan	62 56						

Non-Div I Games:

Siena

Loss, Non-Conf, S Site, H Home A Away N Neutral

South Alabama

Through Games Of Feb. 12, 2019

Average RPI Win:	222	WON-LOST	WINNING	LAST 10	STRENGTH OF	OPP. STRENGTH	TEAM	ADJ.	CONF.	ADJ CONF.
Average RPI Loss:	122	RECORD	PCT. RANK	GAMES	SCHEDULE	OF SCHEDULE	RPI	RPI	RPI	RPI
DIV. I ONLY	15- 5	45	1- 0	267	134	110	110	12	12	
DIV. I NON-CONF.	9- 0	1	1- 0	311	209	63	63	14	14	
TOTALS	RPI 1-25	RPI 26-50	W-L RECORDS	RPI 51-100	RPI 101-150	RPI 150+				
15- 5	0- 0	0- 0	OVERALL	1- 2	1- 1	13- 2				
6- 2	0- 0	0- 0	HOME	1- 1	0- 0	5- 1				
8- 3	0- 0	0- 0	AWAY	0- 1	1- 1	7- 1				
1- 0	0- 0	0- 0	NEUTRAL	0- 0	0- 0	1- 0				
9- 0	0- 0	0- 0	NON-CONFERENCE	0- 0	1- 0	8- 0				
3- 0	0- 0	0- 0	HOME	0- 0	0- 0	3- 0				
5- 0	0- 0	0- 0	AWAY	0- 0	1- 0	4- 0				
1- 0	0- 0	0- 0	NEUTRAL	0- 0	0- 0	1- 0				
6- 5	0- 0	0- 0	CONFERENCE	1- 2	0- 1	5- 2				
3- 2	0- 0	0- 0	HOME	1- 1	0- 0	2- 1				
3- 3	0- 0	0- 0	AWAY	0- 1	0- 1	3- 1				
0- 0	0- 0	0- 0	NEUTRAL	0- 0	0- 0	0- 0				

RPI S	Opponent	Score	RPI S	Opponent	Score	RPI S	Opponent	Score	RPI S	Opponent	Score	Team's RPI: 110
						60	A Little Rock	44 47	131	A Alabama	72 67	
						60	H Little Rock	42 65	142	A Appalachian St.	63 71	
						79	H Troy	80 77	155	A Georgia St.	68 59	
									166	N New Mexico St.	68 67	
									174	A Arkansas St.	58 69	
									174	H Arkansas St.	64 77	
									185	A Southern U.	53 49	
									187	A Coastal Caro.	88 78	
									192	H Southern Miss.	77 68	
									242	H ETSU	81 74	
									250	H Alabama St.	77 65	
									253	H Louisiana	83 60	
									288	A Central Ark.	58 50	
									289	A Ga. Southern	69 53	
									290	A Tennessee St.	78 56	
									296	H La.-Monroe	77 49	
									325	A FIU	84 77	
LAST 12 Division I GAMES:												
325	A	FIU	84	77	289	A	Ga. Southern	69	53			
60	A	Little Rock	44	47	155	A	Georgia St.	68	59			
174	A	Arkansas St.	58	69	60	H	Little Rock	42	65			
79	H	Troy	80	77	174	H	Arkansas St.	64	77			
296	H	La.-Monroe	77	49	187	A	Coastal Caro.	88	78			
253	H	Louisiana	83	60	142	A	Appalachian St.	63	71			

Non-Div I Games: Faulkner 97 40 Spring Hill 75 57

South Alabama

Loss, Non-Conf, S Site, H Home A Away N Neutral

South Carolina

Through Games Of Feb. 12, 2019

Average RPI Win:	128	WON-LOST	WINNING	LAST 10	STRENGTH OF	OPP. STRENGTH	TEAM	ADJ.	CONF.	ADJ CONF.
Average RPI Loss:	14	RECORD	PCT. RANK	GAMES	SCHEDULE	OF SCHEDULE	RPI	RPI	RPI	RPI
DIV. I ONLY	17- 6	51	0- 1	12	22	15	15	5	5	
DIV. I NON-CONF.	8- 5	119	0- 1	17	22	37	37	4	4	
TOTALS	RPI 1-25	RPI 26-50	W-L RECORDS	RPI 51-100	RPI 101-150	RPI 150+				
17- 6	1- 5	2- 1	OVERALL	4- 0	3- 0	7- 0				
10- 2	0- 2	1- 0	HOME	1- 0	3- 0	5- 0				
6- 2	1- 2	1- 0	AWAY	3- 0	0- 0	1- 0				
1- 2	0- 1	0- 1	NEUTRAL	0- 0	0- 0	1- 0				
8- 5	0- 4	0- 1	NON-CONFERENCE	2- 0	2- 0	4- 0				
5- 2	0- 2	0- 0	HOME	1- 0	2- 0	2- 0				
2- 1	0- 1	0- 0	AWAY	1- 0	0- 0	1- 0				
1- 2	0- 1	0- 1	NEUTRAL	0- 0	0- 0	1- 0				
9- 1	1- 1	2- 0	CONFERENCE	2- 0	1- 0	3- 0				
5- 0	0- 0	1- 0	HOME	0- 0	1- 0	3- 0				
4- 1	1- 1	1- 0	AWAY	2- 0	0- 0	0- 0				
0- 0	0- 0	0- 0	NEUTRAL	0- 0	0- 0	0- 0				

RPI	S	Opponent	Score	RPI	S	Opponent	Score	RPI	S	Opponent	Score	RPI	S	Opponent	Score
2	H	Baylor	69 94	26	A	Kentucky	74 70	53	A	Purdue	82 73	114	H	Dayton	65 55
6	A	UConn	79 97	30	N	Oregon St.	68 70	56	A	LSU	76 53	131	H	Alabama	62 59
7	A	Mississippi St.	74 89	33	H	Missouri	79 65	58	H	Clemson	69 57	142	H	Appalachian St.	80 50
17	H	Maryland	61 85					82	A	Arkansas	87 79	170	H	Temple	88 60
21	A	Texas A&M	60 57									176	H	Vanderbilt	80 69
22	N	Drake	85 90									194	H	Ole Miss	76 42
												209	H	Florida	71 40
												223	H	Furman	66 53
												242	N	ETSU	101 55
												250	A	Alabama St.	94 38
LAST 12 Division I GAMES:															
22	N	Drake	85 90	176	H	Vanderbilt	80 69								
30	N	Oregon St.	68 70	33	H	Missouri	79 65								
6	A	UConn	79 97	7	A	Mississippi St.	74 89								
194	H	Ole Miss	76 42	56	A	LSU	76 53								
82	A	Arkansas	87 79	209	H	Florida	71 40								
26	A	Kentucky	74 70	131	H	Alabama	62 59								

Non-Div I Games:

South Carolina

Loss, Non-Conf, S Site, H Home A Away N Neutral

Average RPI Win:	312	WON-LOST	WINNING	LAST 10	STRENGTH OF	OPP. STRENGTH	TEAM	ADJ.	CONF.	ADJ CONF.
Average RPI Loss:	208	RECORD	PCT. RANK	GAMES	SCHEDULE	OF SCHEDULE	RPI	RPI	RPI	RPI
DIV. I ONLY	10- 12	196	1- 0	349	316	305	305	32	32	
DIV. I NON-CONF.	5- 7	206	1- 0	333	274	295	295	32	32	
TOTALS	RPI 1-25	RPI 26-50	W-L RECORDS	RPI 51-100	RPI 101-150	RPI 150+				
10- 12	0- 0	0- 0	OVERALL	0- 2	0- 1	10- 9				
5- 4	0- 0	0- 0	HOME	0- 0	0- 0	5- 4				
5- 6	0- 0	0- 0	AWAY	0- 2	0- 0	5- 4				
0- 2	0- 0	0- 0	NEUTRAL	0- 0	0- 1	0- 1				
5- 7	0- 0	0- 0	NON-CONFERENCE	0- 2	0- 1	5- 4				
3- 1	0- 0	0- 0	HOME	0- 0	0- 0	3- 1				
2- 4	0- 0	0- 0	AWAY	0- 2	0- 0	2- 2				
0- 2	0- 0	0- 0	NEUTRAL	0- 0	0- 1	0- 1				
5- 5	0- 0	0- 0	CONFERENCE	0- 0	0- 0	5- 5				
2- 3	0- 0	0- 0	HOME	0- 0	0- 0	2- 3				
3- 2	0- 0	0- 0	AWAY	0- 0	0- 0	3- 2				
0- 0	0- 0	0- 0	NEUTRAL	0- 0	0- 0	0- 0				

RPI 1-25				RPI 26-50				RPI 51-100				RPI 101+ Team's RPI: 305			
RPI	S	Opponent	Score	RPI	S	Opponent	Score	RPI	S	Opponent	Score	RPI	S	Opponent	Score
								80	A	Arizona	32 73	119	N	Wake Forest	44 58
								93	A	Radford	31 61	177	A	UMES	43 63
												187	A	Coastal Caro.	44 57
												203	N	East Carolina	63 71
												216	H	UNLV	58 49
												220	H	N.C. A&T	44 58
												230	H	Howard	72 63
												266	H	Norfolk St.	50 57
												272	H	Winthrop	50 58
												291	A	Col. of Charleston	51 75
												295	A	Morgan St.	51 62
												295	H	Morgan St.	61 63
												316	H	Charleston So.	67 58
												326	A	Coppin St.	75 59
												326	H	Coppin St.	60 55
												335	A	Presbyterian	57 48
												337	A	Western Caro.	54 39
												343	H	USC Upstate	71 66
												345	A	Savannah St.	71 60
												346	A	Delaware St.	63 60
LAST 12 Division I GAMES:															
216	H	UNLV	58	49	266	H	Norfolk St.	50	57						
326	H	Coppin St.	60	55	230	H	Howard	72	63						
295	H	Morgan St.	61	63	326	A	Coppin St.	75	59						
346	A	Delaware St.	63	60	295	A	Morgan St.	51	62						
177	A	UMES	43	63	220	H	N.C. A&T	44	58						
345	A	Savannah St.	71	60	337	A	Western Caro.	54	39						

Non-Div I Games: Voorhees 88 61 UNKNOWN 67 51

South Carolina St.

Loss, Non-Conf, S Site, H Home A Away N Neutral

Average RPI Win:	189	WON-LOST	WINNING	LAST 10	STRENGTH OF	OPP. STRENGTH	TEAM	ADJ.	CONF.	ADJ CONF.
Average RPI Loss:	77	RECORD	PCT. RANK	GAMES	SCHEDULE	OF SCHEDULE	RPI	RPI	RPI	RPI
DIV. I ONLY	20- 3	12	1- 0	185	119	39	39	19	19	
DIV. I NON-CONF.	10- 2	37	0- 0	45	20	14	14	19	19	
TOTALS	RPI 1-25	RPI 26-50	W-L RECORDS	RPI 51-100	RPI 101-150	RPI 150+				
20- 3	1- 1	2- 1	OVERALL	3- 0	1- 0	13- 1				
8- 0	1- 0	1- 0	HOME	1- 0	0- 0	5- 0				
9- 2	0- 1	1- 0	AWAY	1- 0	1- 0	6- 1				
3- 1	0- 0	0- 1	NEUTRAL	1- 0	0- 0	2- 0				
10- 2	1- 1	1- 1	NON-CONFERENCE	3- 0	1- 0	4- 0				
3- 0	1- 0	0- 0	HOME	1- 0	0- 0	1- 0				
4- 1	0- 1	1- 0	AWAY	1- 0	1- 0	1- 0				
3- 1	0- 0	0- 1	NEUTRAL	1- 0	0- 0	2- 0				
10- 1	0- 0	1- 0	CONFERENCE	0- 0	0- 0	9- 1				
5- 0	0- 0	1- 0	HOME	0- 0	0- 0	4- 0				
5- 1	0- 0	0- 0	AWAY	0- 0	0- 0	5- 1				
0- 0	0- 0	0- 0	NEUTRAL	0- 0	0- 0	0- 0				

RPI S	Opponent	Score	RPI S	Opponent	Score	Team's RPI: 39	RPI S	Opponent	Score	RPI S	Opponent	Score
10	H Iowa St.	64 59	29	H South Dakota St.	105 98		63	A Missouri St.	85 74	115	A Creighton	77 65
22	A Drake	64 76	33	A Missouri	74 61		67	H Green Bay	55 49	164	A Montana	64 41
			40	N Indiana	60 68		100	N Loyola Marymount	67 40	169	A Denver	99 104
										175	A Oral Roberts	76 72
										175	H Oral Roberts	75 64
										215	N Grambling	67 53
										217	H Western Ill.	92 49
										224	A North Dakota	80 50
										248	N Wichita St.	73 64
										319	A Omaha	80 49
										319	H Omaha	78 33
										320	A North Dakota St.	67 41
										321	H Incarnate Word	96 43
										334	A Purdue Fort Wayne	71 49
										334	H Purdue Fort Wayne	69 51
LAST 12 Division I GAMES:												
175	H Oral Roberts	75 64	175	A Oral Roberts	76 72							
319	H Omaha	78 33	334	H Purdue Fort Wayne	69 51							
334	A Purdue Fort Wayne	71 49	29	H South Dakota St.	105 98							
217	H Western Ill.	92 49	169	A Denver	99 104							
224	A North Dakota	80 50	320	A North Dakota St.	67 41							
319	A Omaha	80 49	40	N Indiana	60 68							

Non-Div I Games: St. Mary (NE) 112 52 Bellevue 79 40

South Dakota

Loss, Non-Conf, S Site, H Home A Away N Neutral

Average RPI Win:	181	WON-LOST	WINNING	LAST 10	STRENGTH OF	OPP. STRENGTH	TEAM	ADJ.	CONF.	ADJ CONF.
Average RPI Loss:	21	RECORD	PCT. RANK	GAMES	SCHEDULE	OF SCHEDULE	RPI	RPI	RPI	RPI
DIV. I ONLY	18- 6	45	1- 0	44	100	29	29	19	19	
DIV. I NON-CONF.	8- 5	119	0- 0	5	6	15	15	19	19	
TOTALS	RPI 1-25	RPI 26-50	W-L RECORDS	RPI 51-100	RPI 101-150	RPI 150+				
18- 6	1- 4	1- 2	OVERALL	2- 0	3- 0	11- 0				
10- 1	1- 1	0- 0	HOME	2- 0	1- 0	6- 0				
8- 3	0- 1	1- 2	AWAY	0- 0	2- 0	5- 0				
0- 2	0- 2	0- 0	NEUTRAL	0- 0	0- 0	0- 0				
8- 5	1- 4	1- 1	NON-CONFERENCE	2- 0	3- 0	1- 0				
5- 1	1- 1	0- 0	HOME	2- 0	1- 0	1- 0				
3- 2	0- 1	1- 1	AWAY	0- 0	2- 0	0- 0				
0- 2	0- 2	0- 0	NEUTRAL	0- 0	0- 0	0- 0				
10- 1	0- 0	0- 1	CONFERENCE	0- 0	0- 0	10- 0				
5- 0	0- 0	0- 0	HOME	0- 0	0- 0	5- 0				
5- 1	0- 0	0- 1	AWAY	0- 0	0- 0	5- 0				
0- 0	0- 0	0- 0	NEUTRAL	0- 0	0- 0	0- 0				

RPI 1-25				RPI 26-50				Team's RPI: 29		RPI 51-100				RPI 101+			
RPI	S	Opponent	Score	RPI	S	Opponent	Score		RPI	S	Opponent	Score	RPI	S	Opponent	Score	
2	N	Baylor	66 72	27	A	Central Mich.	80 71		67	H	Green Bay	77 47	115	H	Creighton	74 48	
4	H	Oregon	79 87	39	A	South Dakota	98 105		72	H	FGCU	80 62	138	A	Montana St.	88 67	
8	A	Marquette	52 91	47	A	Wyoming	70 77						141	A	Chattanooga	71 54	
22	H	Drake	80 71										169	A	Denver	83 67	
25	N	Buffalo	55 61										169	H	Denver	76 59	
													175	A	Oral Roberts	74 65	
													175	H	Oral Roberts	68 55	
													217	A	Western Ill.	93 84	
													224	A	North Dakota	66 48	
													224	H	North Dakota	81 58	
													319	H	Omaha	81 47	
													320	H	North Dakota St.	86 33	
													334	A	Purdue Fort Wayne	85 52	
													345	H	Savannah St.	97 49	
LAST 12 Division I GAMES:																	
224	H	North Dakota	81 58	175	H	Oral Roberts	68 55										
175	A	Oral Roberts	74 65	169	H	Denver	76 59										
169	A	Denver	83 67	39	A	South Dakota	98 105										
319	H	Omaha	81 47	334	A	Purdue Fort Wayne	85 52										
320	H	North Dakota St.	86 33	217	A	Western Ill.	93 84										
224	A	North Dakota	66 48	47	A	Wyoming	70 77										

Average RPI Win:	188	WON-LOST	WINNING	LAST 10	STRENGTH OF	OPP. STRENGTH	TEAM	ADJ.	CONF.	ADJ CONF.
Average RPI Loss:	81	RECORD	PCT. RANK	GAMES	SCHEDULE	OF SCHEDULE	RPI	RPI	RPI	RPI
DIV. I ONLY	12- 12	163	0- 1	99	66	148	148	9	9	
DIV. I NON-CONF.	9- 5	104	0- 0	212	23	143	143	9	9	
TOTALS	RPI 1-25	RPI 26-50	W-L RECORDS	RPI 51-100	RPI 101-150	RPI 150+				
12- 12	0- 4	1- 1	OVERALL	0- 3	3- 2	8- 2				
8- 4	0- 1	0- 0	HOME	0- 1	1- 1	7- 1				
3- 4	0- 2	0- 0	AWAY	0- 1	2- 0	1- 1				
1- 4	0- 1	1- 1	NEUTRAL	0- 1	0- 1	0- 0				
9- 5	0- 1	1- 1	NON-CONFERENCE	0- 2	1- 1	7- 0				
7- 0	0- 0	0- 0	HOME	0- 0	0- 0	7- 0				
1- 1	0- 0	0- 0	AWAY	0- 1	1- 0	0- 0				
1- 4	0- 1	1- 1	NEUTRAL	0- 1	0- 1	0- 0				
3- 7	0- 3	0- 0	CONFERENCE	0- 1	2- 1	1- 2				
1- 4	0- 1	0- 0	HOME	0- 1	1- 1	0- 1				
2- 3	0- 2	0- 0	AWAY	0- 0	1- 0	1- 1				
0- 0	0- 0	0- 0	NEUTRAL	0- 0	0- 0	0- 0				

RPI 1-25				RPI 26-50				RPI 51-100				RPI 101+ Team's RPI: 148			
RPI	S	Opponent	Score	RPI	S	Opponent	Score	RPI	S	Opponent	Score	RPI	S	Opponent	Score
6	A	UConn	46 63	26	N	Kentucky	63 85	56	A	LSU	49 78	101	H	Houston	52 54
14	A	UCF	63 66	38	N	UCLA	60 56	86	H	Cincinnati	56 57	107	A	Ohio St.	71 47
14	H	UCF	49 62					96	N	Virginia	67 74	115	N	Creighton	76 83
24	N	North Carolina	69 71									144	A	Tulane	50 45
												144	H	Tulane	73 46
												162	H	Oklahoma	87 70
												170	A	Temple	63 53
												206	A	SMU	44 46
												208	H	George Washington	63 30
												215	H	Grambling	67 50
												229	H	Memphis	40 47
												239	H	Bethune-Cookman	88 39
												240	H	Albany (NY)	74 37
												277	H	Vermont	102 55
												313	H	New Hampshire	79 36
LAST 12 Division I GAMES:															
101	H	Houston	52 54	144	H	Tulane	73 46	6	A	UConn	46 63				
144	A	Tulane	50 45	14	H	UCF	49 62	170	A	Temple	63 53				
86	H	Cincinnati	56 57	56	A	LSU	49 78	96	N	Virginia	67 74				
206	A	SMU	44 46												
229	H	Memphis	40 47												

Non-Div I Games:

South Fla.

■ Loss,
 ■ Non-Conf,
 ■ S Site,
 ■ Home
 ■ A Away
 N Neutral

Average RPI Win: 266	WON-LOST	WINNING	LAST 10	STRENGTH OF	OPP. STRENGTH	TEAM	ADJ.	CONF.	ADJ CONF.
Average RPI Loss: 163	RECORD	PCT. RANK	GAMES	SCHEDULE	OF SCHEDULE	RPI	RPI	RPI	RPI
DIV. I ONLY	9- 12	216	0- 1	212	290	222	222	22	22
DIV. I NON-CONF.	3- 6	241	0- 0	174	268	211	211	21	21
TOTALS	RPI 1-25	RPI 26-50	W-L RECORDS	RPI 51-100	RPI 101-150	RPI 150+			
9- 12	0- 1	0- 0	OVERALL	0- 1	1- 3	8- 7			
5- 4	0- 0	0- 0	HOME	0- 0	1- 1	4- 3			
4- 7	0- 1	0- 0	AWAY	0- 1	0- 1	4- 4			
0- 1	0- 0	0- 0	NEUTRAL	0- 0	0- 1	0- 0			
3- 6	0- 1	0- 0	NON-CONFERENCE	0- 0	0- 1	3- 4			
1- 1	0- 0	0- 0	HOME	0- 0	0- 0	1- 1			
2- 4	0- 1	0- 0	AWAY	0- 0	0- 0	2- 3			
0- 1	0- 0	0- 0	NEUTRAL	0- 0	0- 1	0- 0			
6- 6	0- 0	0- 0	CONFERENCE	0- 1	1- 2	5- 3			
4- 3	0- 0	0- 0	HOME	0- 0	1- 1	3- 2			
2- 3	0- 0	0- 0	AWAY	0- 1	0- 1	2- 1			
0- 0	0- 0	0- 0	NEUTRAL	0- 0	0- 0	0- 0			

RPI 1-25				RPI 26-50				RPI 51-100				RPI 101+ Team's RPI: 222			
RPI	S	Opponent	Score	RPI	S	Opponent	Score	RPI	S	Opponent	Score	RPI	S	Opponent	Score
7	A	Mississippi St.	53 88					64	A	Belmont	57 91	121	A	Morehead St.	54 82
												132	H	Tennessee Tech	62 53
												136	H	UT Martin	73 80
												137	N	North Ala.	67 80
												156	A	Bradley	79 85
												160	A	Southern Ill.	40 60
												173	H	Indiana St.	51 62
												202	H	Jacksonville St.	39 56
												217	H	Western Ill.	81 71
												229	A	Memphis	57 69
												257	A	SIUE	62 52
												257	H	SIUE	63 58
												270	H	Eastern Ill.	72 57
												282	H	Murray St.	59 64
												287	H	Austin Peay	64 54
												290	A	Tennessee St.	59 62
												312	A	NJIT	68 58
												327	A	Eastern Ky.	52 42
												336	A	Evansville	54 50
LAST 12 Division I GAMES:															
202	H	Jacksonville St.	39 56	327	A	Eastern Ky.	52 42								
132	H	Tennessee Tech	62 53	121	A	Morehead St.	54 82								
290	A	Tennessee St.	59 62	282	H	Murray St.	59 64								
64	A	Belmont	57 91	287	H	Austin Peay	64 54								
270	H	Eastern Ill.	72 57	136	H	UT Martin	73 80								
257	H	SIUE	63 58	257	A	SIUE	62 52								

Non-Div I Games: Ill.-Springfield 82 46 Harris-Stowe 80 65

Southeast Mo. St.

■ Loss,
 ■ Non-Conf,
 ■ S Site,
 ■ Home
 ■ A Away
 N Neutral

Average RPI Win:	274	WON-LOST	WINNING	LAST 10	STRENGTH OF	OPP. STRENGTH	TEAM	ADJ.	CONF.	ADJ CONF.
Average RPI Loss:	189	RECORD	PCT. RANK	GAMES	SCHEDULE	OF SCHEDULE	RPI	RPI	RPI	RPI
DIV. I ONLY	8- 12	234	0- 1	306	301	276	276	25	25	
DIV. I NON-CONF.	4- 5	190	0- 0	301	287	221	221	23	23	
TOTALS	RPI 1-25	RPI 26-50	W-L RECORDS	RPI 51-100	RPI 101-150	RPI 150+				
8- 12	0- 0	0- 0	OVERALL	0- 3	0- 1	8- 8				
5- 3	0- 0	0- 0	HOME	0- 1	0- 0	5- 2				
3- 9	0- 0	0- 0	AWAY	0- 2	0- 1	3- 6				
0- 0	0- 0	0- 0	NEUTRAL	0- 0	0- 0	0- 0				
4- 5	0- 0	0- 0	NON-CONFERENCE	0- 1	0- 1	4- 3				
1- 1	0- 0	0- 0	HOME	0- 0	0- 0	1- 1				
3- 4	0- 0	0- 0	AWAY	0- 1	0- 1	3- 2				
0- 0	0- 0	0- 0	NEUTRAL	0- 0	0- 0	0- 0				
4- 7	0- 0	0- 0	CONFERENCE	0- 2	0- 0	4- 5				
4- 2	0- 0	0- 0	HOME	0- 1	0- 0	4- 1				
0- 5	0- 0	0- 0	AWAY	0- 1	0- 0	0- 4				
0- 0	0- 0	0- 0	NEUTRAL	0- 0	0- 0	0- 0				

RPI 1-25				RPI 26-50				RPI 51-100				RPI 101+ Team's RPI: 276					
RPI	S	Opponent	Score	RPI	S	Opponent	Score	RPI	S	Opponent	Score	RPI	S	Opponent	Score		
								52	H	SFA	51	62	131	A	Alabama	40	88
								56	A	LSU	52	72	154	A	Louisiana Tech	53	72
								59	A	Lamar University	54	94	167	H	Abilene Christian	74	71
													178	H	Nicholls St.	66	73
													189	A	Sam Houston St.	63	94
													192	H	Southern Miss.	52	59
													206	A	SMU	63	62
													267	H	A&M-Corpus Christi	56	45
													286	A	Jackson St.	50	45
													288	A	Central Ark.	33	75
													288	H	Central Ark.	62	53
													296	H	La.-Monroe	49	42
													302	A	Alabama A&M	48	51
													330	A	McNeese	56	62
													332	A	Northwestern St.	47	58
													333	H	Houston Baptist	73	65
													350	A	Alcorn	77	59
LAST 12 Division I GAMES:																	
288	A	Central Ark.	33	75	330	A	McNeese	56	62								
267	H	A&M-Corpus Christi	56	45	59	A	Lamar University	54	94								
178	H	Nicholls St.	66	73	167	H	Abilene Christian	74	71								
189	A	Sam Houston St.	63	94	288	H	Central Ark.	62	53								
332	A	Northwestern St.	47	58	52	H	SFA	51	62								
333	H	Houston Baptist	73	65	56	A	LSU	52	72								

Non-Div I Games: Mobile 70 57 Xavier (LA) 47 59

Southeastern La.

Loss, Non-Conf, S Site, H Home A Away N Neutral

Average RPI Win:	163	WON-LOST	WINNING	LAST 10	STRENGTH OF	OPP. STRENGTH	TEAM	ADJ.	CONF.	ADJ CONF.
Average RPI Loss:	41	RECORD	PCT. RANK	GAMES	SCHEDULE	OF SCHEDULE	RPI	RPI	RPI	RPI
DIV. I ONLY	14- 9	114	0- 1	54	36	49	49	2	2	
DIV. I NON-CONF.	10- 1	17	0- 0	183	165	29	29	2	2	
TOTALS	RPI 1-25	RPI 26-50	W-L RECORDS	RPI 51-100	RPI 101-150	RPI 150+				
14- 9	0- 4	1- 3	OVERALL	2- 1	3- 1	8- 0				
7- 3	0- 1	0- 2	HOME	0- 0	3- 0	4- 0				
6- 6	0- 3	1- 1	AWAY	2- 1	0- 1	3- 0				
1- 0	0- 0	0- 0	NEUTRAL	0- 0	0- 0	1- 0				
10- 1	0- 1	0- 0	NON-CONFERENCE	1- 0	1- 0	8- 0				
5- 0	0- 0	0- 0	HOME	0- 0	1- 0	4- 0				
4- 1	0- 1	0- 0	AWAY	1- 0	0- 0	3- 0				
1- 0	0- 0	0- 0	NEUTRAL	0- 0	0- 0	1- 0				
4- 8	0- 3	1- 3	CONFERENCE	1- 1	2- 1	0- 0				
2- 3	0- 1	0- 2	HOME	0- 0	2- 0	0- 0				
2- 5	0- 2	1- 1	AWAY	1- 1	0- 1	0- 0				
0- 0	0- 0	0- 0	NEUTRAL	0- 0	0- 0	0- 0				

RPI 1-25				RPI 26-50				Team's RPI: 49				RPI 51-100				RPI 101+			
RPI	S	Opponent	Score	RPI	S	Opponent	Score	RPI	S	Opponent	Score	RPI	S	Opponent	Score	RPI	S	Opponent	Score
4	H	Oregon	53 93	30	H	Oregon St.	52 76	51	A	Utah	84 80	113	H	Fresno St.	62 61				
5	A	Stanford	64 72	36	A	California	59 66	80	A	Arizona	68 71	122	H	Washington St.	81 73				
18	A	Arizona St.	59 68	38	A	UCLA	72 67	88	A	UT Arlington	73 61	134	A	Colorado	76 81				
21	A	Texas A&M	51 71	38	H	UCLA	65 72					146	H	Washington	82 57				
												158	H	CSUN	58 42				
												165	H	UC Riverside	73 55				
												184	H	Santa Clara	77 46				
												216	A	UNLV	86 72				
												221	N	Utah St.	55 46				
												233	A	Nevada	72 51				
												259	A	Long Beach St.	86 50				
												293	H	UC Santa Barbara	82 39				
LAST 12 Division I GAMES:																			
				134	A	Colorado	76 81	38	A	UCLA	72 67								
				51	A	Utah	84 80	30	H	Oregon St.	52 76								
				122	H	Washington St.	81 73	4	H	Oregon	53 93								
				146	H	Washington	82 57	36	A	California	59 66								
				18	A	Arizona St.	59 68	5	A	Stanford	64 72								
				80	A	Arizona	68 71	38	H	UCLA	65 72								

Non-Div I Games:

Southern California

■ Loss,
■ Non-Conf,
■ S Site,
■ H Home
■ A Away
N Neutral

Average RPI Win: 221	WON-LOST	WINNING	LAST 10	STRENGTH OF	OPP. STRENGTH	TEAM	ADJ.	CONF.	ADJ CONF.
Average RPI Loss: 112	RECORD	PCT. RANK	GAMES	SCHEDULE	OF SCHEDULE	RPI	RPI	RPI	RPI
DIV. I ONLY	10- 11	182	0- 1	95	187	160	160	13	13
DIV. I NON-CONF.	7- 4	108	0- 0	97	223	77	77	15	15
TOTALS	RPI 1-25	RPI 26-50	W-L RECORDS	RPI 51-100	RPI 101-150	RPI 150+			
10- 11	0- 2	0- 0	OVERALL	1- 3	2- 2	7- 4			
8- 2	0- 0	0- 0	HOME	1- 1	1- 0	6- 1			
1- 8	0- 1	0- 0	AWAY	0- 2	0- 2	1- 3			
1- 1	0- 1	0- 0	NEUTRAL	0- 0	1- 0	0- 0			
7- 4	0- 1	0- 0	NON-CONFERENCE	1- 0	2- 2	4- 1			
5- 0	0- 0	0- 0	HOME	1- 0	1- 0	3- 0			
1- 3	0- 0	0- 0	AWAY	0- 0	0- 2	1- 1			
1- 1	0- 1	0- 0	NEUTRAL	0- 0	1- 0	0- 0			
3- 7	0- 1	0- 0	CONFERENCE	0- 3	0- 0	3- 3			
3- 2	0- 0	0- 0	HOME	0- 1	0- 0	3- 1			
0- 5	0- 1	0- 0	AWAY	0- 2	0- 0	0- 2			
0- 0	0- 0	0- 0	NEUTRAL	0- 0	0- 0	0- 0			

RPI 1-25				RPI 26-50				RPI 51-100				RPI 101+ Team's RPI: 160			
RPI	S	Opponent	Score	RPI	S	Opponent	Score	RPI	S	Opponent	Score	RPI	S	Opponent	Score
18	N	Arizona St.	38 82					63	A	Missouri St.	51 66	106	N	Hartford	72 50
22	A	Drake	66 94					63	H	Missouri St.	58 70	123	H	IUPUI	78 73
								83	A	UNI	53 65	129	A	Western Ky.	76 83
								97	H	Northern Ill.	82 73	136	A	UT Martin	94 95
												156	A	Bradley	53 58
												173	H	Indiana St.	58 61
												191	A	Illinois St.	52 60
												195	A	Saint Louis	58 62
												222	H	Southeast Mo. St.	60 40
												226	H	Marshall	58 49
												251	H	Loyola Chicago	74 63
												270	H	Eastern Ill.	73 59
												282	A	Murray St.	65 59
												292	H	Valparaiso	87 65
												336	H	Evansville	67 47
LAST 12 Division I GAMES:															
63	H	Missouri St.	58 70	191	A	Illinois St.	52 60								
22	A	Drake	66 94	63	A	Missouri St.	51 66								
83	A	UNI	53 65	173	H	Indiana St.	58 61								
251	H	Loyola Chicago	74 63	336	H	Evansville	67 47								
292	H	Valparaiso	87 65	123	H	IUPUI	78 73								
156	A	Bradley	53 58	282	A	Murray St.	65 59								

Non-Div I Games:

Southern Ill.

Average RPI Win:	262	WON-LOST	WINNING	LAST 10	STRENGTH OF	OPP. STRENGTH	TEAM	ADJ.	CONF.	ADJ CONF.
Average RPI Loss:	105	RECORD	PCT. RANK	GAMES	SCHEDULE	OF SCHEDULE	RPI	RPI	RPI	RPI
DIV. I ONLY	11- 11	163	0- 1	162	234	192	192	14	14	
DIV. I NON-CONF.	6- 5	143	0- 0	270	326	250	250	18	18	
TOTALS	RPI 1-25	RPI 26-50	W-L RECORDS	RPI 51-100	RPI 101-150	RPI 150+				
11- 11	0- 1	0- 1	OVERALL	0- 2	1- 4	10- 3				
8- 6	0- 1	0- 1	HOME	0- 1	0- 1	8- 2				
3- 5	0- 0	0- 0	AWAY	0- 1	1- 3	2- 1				
0- 0	0- 0	0- 0	NEUTRAL	0- 0	0- 0	0- 0				
6- 5	0- 1	0- 0	NON-CONFERENCE	0- 0	0- 3	6- 1				
5- 3	0- 1	0- 0	HOME	0- 0	0- 1	5- 1				
1- 2	0- 0	0- 0	AWAY	0- 0	0- 2	1- 0				
0- 0	0- 0	0- 0	NEUTRAL	0- 0	0- 0	0- 0				
5- 6	0- 0	0- 1	CONFERENCE	0- 2	1- 1	4- 2				
3- 3	0- 0	0- 1	HOME	0- 1	0- 0	3- 1				
2- 3	0- 0	0- 0	AWAY	0- 1	1- 1	1- 1				
0- 0	0- 0	0- 0	NEUTRAL	0- 0	0- 0	0- 0				

RPI 1-25				RPI 26-50				RPI 51-100				RPI 101+ Team's RPI: 192			
RPI	S	Opponent	Score	RPI	S	Opponent	Score	RPI	S	Opponent	Score	RPI	S	Opponent	Score
7	H	Mississippi St.	42 86	31	H	Rice	47 58	55	A	Middle Tenn.	49 66	101	H	Houston	44 61
								71	H	Old Dominion	50 53	110	A	South Alabama	68 77
												125	A	UAB	60 71
												129	A	Western Ky.	69 56
												144	A	Tulane	54 71
												153	H	Charlotte	65 54
												154	A	Louisiana Tech	85 106
												171	H	North Texas	48 62
												189	H	Sam Houston St.	61 65
												215	H	Grambling	68 47
												226	A	Marshall	64 52
												268	H	Samford	76 40
												276	A	Southeastern La.	59 52
												294	H	Fla. Atlantic	67 45
												310	H	Mississippi Val.	67 60
												325	H	FIU	71 57
												332	H	Northwestern St.	69 54
												350	H	Alcorn	66 47
LAST 12 Division I GAMES:															
154	A	Louisiana Tech	85 106	153	H	Charlotte	65 54								
294	H	Fla. Atlantic	67 45	125	A	UAB	60 71								
325	H	FIU	71 57	55	A	Middle Tenn.	49 66								
226	A	Marshall	64 52	171	H	North Texas	48 62								
129	A	Western Ky.	69 56	31	H	Rice	47 58								
71	H	Old Dominion	50 53	101	H	Houston	44 61								

Non-Div I Games: William Carey 74 48 Blue Mountain (MS) 84 38

Southern Miss.

Average RPI Win:	280	WON-LOST	WINNING	LAST 10	STRENGTH OF	OPP. STRENGTH	TEAM	ADJ.	CONF.	ADJ CONF.
Average RPI Loss:	113	RECORD	PCT. RANK	GAMES	SCHEDULE	OF SCHEDULE	RPI	RPI	RPI	RPI
DIV. I ONLY	8- 10	208	0- 0	182	242	185	185	29	29	
DIV. I NON-CONF.	0- 7	336	0- 0	2	5	177	177	27	27	
TOTALS	RPI 1-25	RPI 26-50	W-L RECORDS	RPI 51-100	RPI 101-150	RPI 150+				
8- 10	0- 2	0- 2	OVERALL	0- 1	0- 2	8- 3				
4- 3	0- 0	0- 0	HOME	0- 0	0- 1	4- 2				
4- 7	0- 2	0- 2	AWAY	0- 1	0- 1	4- 1				
0- 0	0- 0	0- 0	NEUTRAL	0- 0	0- 0	0- 0				
0- 7	0- 2	0- 2	NON-CONFERENCE	0- 1	0- 2	0- 0				
0- 1	0- 0	0- 0	HOME	0- 0	0- 1	0- 0				
0- 6	0- 2	0- 2	AWAY	0- 1	0- 1	0- 0				
0- 0	0- 0	0- 0	NEUTRAL	0- 0	0- 0	0- 0				
8- 3	0- 0	0- 0	CONFERENCE	0- 0	0- 0	8- 3				
4- 2	0- 0	0- 0	HOME	0- 0	0- 0	4- 2				
4- 1	0- 0	0- 0	AWAY	0- 0	0- 0	4- 1				
0- 0	0- 0	0- 0	NEUTRAL	0- 0	0- 0	0- 0				

RPI 1-25				RPI 26-50				RPI 51-100				RPI 101+ Team's RPI: 185			
RPI	S	Opponent	Score	RPI	S	Opponent	Score	RPI	S	Opponent	Score	RPI	S	Opponent	Score
2	A	Baylor	49 94	26	A	Kentucky	41 91	57	A	Michigan	35 76	110	H	South Alabama	49 53
18	A	Arizona St.	47 69	43	A	TCU	40 69					139	A	Texas Tech	58 76
												199	H	Prairie View	54 55
												211	H	Texas Southern	63 61
												215	A	Grambling	86 81
												215	H	Grambling	71 65
												250	A	Alabama St.	61 78
												286	A	Jackson St.	76 74
												286	H	Jackson St.	52 59
												302	A	Alabama A&M	54 50
												310	H	Mississippi Val.	74 67
												347	H	Ark.-Pine Bluff	73 41
												350	A	Alcorn	75 54
LAST 12 Division I GAMES:															
				286	H	Jackson St.	52 59			347	H	Ark.-Pine Bluff	73 41		
				215	H	Grambling	71 65			286	A	Jackson St.	76 74		
				350	A	Alcorn	75 54			215	A	Grambling	86 81		
				250	A	Alabama St.	61 78			211	H	Texas Southern	63 61		
				302	A	Alabama A&M	54 50			199	H	Prairie View	54 55		
				310	H	Mississippi Val.	74 67			57	A	Michigan	35 76		

Non-Div I Games: Dillard 61 63 Wiley 89 58 Louisiana Col. 77 53 Millsaps 71 36 Southern U.

Average RPI Win: 221		WON-LOST	WINNING	LAST 10	STRENGTH OF	OPP. STRENGTH	TEAM	ADJ.	CONF.	ADJ CONF.
Average RPI Loss: 153		RECORD	PCT. RANK	GAMES	SCHEDULE	OF SCHEDULE	RPI	RPI	RPI	RPI
DIV. I ONLY		6- 16	289	0- 1	150	227	271	271	16	16
DIV. I NON-CONF.		3- 6	241	0- 1	40	305	196	196	12	12
TOTALS	RPI 1-25	RPI 26-50		W-L RECORDS		RPI 51-100	RPI 101-150	RPI 150+		
6- 16	0- 0	1- 0		OVERALL		0- 4	0- 4	5- 8		
5- 5	0- 0	1- 0		HOME		0- 2	0- 1	4- 2		
1- 11	0- 0	0- 0		AWAY		0- 2	0- 3	1- 6		
0- 0	0- 0	0- 0		NEUTRAL		0- 0	0- 0	0- 0		
3- 6	0- 0	1- 0		NON-CONFERENCE		0- 2	0- 0	2- 4		
3- 1	0- 0	1- 0		HOME		0- 0	0- 0	2- 1		
0- 5	0- 0	0- 0		AWAY		0- 2	0- 0	0- 3		
0- 0	0- 0	0- 0		NEUTRAL		0- 0	0- 0	0- 0		
3- 10	0- 0	0- 0		CONFERENCE		0- 2	0- 4	3- 4		
2- 4	0- 0	0- 0		HOME		0- 2	0- 1	2- 1		
1- 6	0- 0	0- 0		AWAY		0- 0	0- 3	1- 3		
0- 0	0- 0	0- 0		NEUTRAL		0- 0	0- 0	0- 0		

RPI 1-25				RPI 26-50				RPI 51-100				RPI 101+				Team's RPI: 271	
RPI	S	Opponent	Score	RPI	S	Opponent	Score	RPI	S	Opponent	Score	RPI	S	Opponent	Score		
				37	H	BYU	67 64	66	A	Boise St.	53 88	102	A	Idaho St.	47 80		
								89	H	Idaho	70 82	102	H	Idaho St.	57 69		
								92	A	UC Davis	45 68	138	A	Montana St.	64 69		
								99	H	Northern Colo.	44 71	140	A	Portland St.	49 63		
												164	A	Montana	57 79		
												165	A	UC Riverside	50 56		
												168	A	UC Irvine	58 75		
												169	H	Denver	70 71		
												175	A	Oral Roberts	59 64		
												197	H	Eastern Wash.	73 63		
												232	A	Sacramento St.	76 77		
												234	A	Northern Ariz.	82 76		
												234	H	Northern Ariz.	69 78		
												258	H	San Diego	69 59		
												281	H	Utah Valley	60 59		
												317	A	Weber St.	66 67		
												317	H	Weber St.	84 79		
LAST 12 Division I GAMES:																	
				165	A	UC Riverside	50 56	99	H	Northern Colo.	44 71						
				102	A	Idaho St.	47 80	232	A	Sacramento St.	76 77						
				317	A	Weber St.	66 67	140	A	Portland St.	49 63						
				89	H	Idaho	70 82	234	A	Northern Ariz.	82 76						
				197	H	Eastern Wash.	73 63	317	H	Weber St.	84 79						
				234	H	Northern Ariz.	69 78	102	H	Idaho St.	57 69						

Non-Div I Games:

Southern Utah

Loss, Non-Conf, S Site, H Home A Away N Neutral

St. Bonaventure

Through Games Of Feb. 12, 2019

Average RPI Win:	233	WON-LOST	WINNING	LAST 10	STRENGTH OF	OPP. STRENGTH	TEAM	ADJ.	CONF.	ADJ CONF.
Average RPI Loss:	139	RECORD	PCT. RANK	GAMES	SCHEDULE	OF SCHEDULE	RPI	RPI	RPI	RPI
DIV. I ONLY	7- 16	273	0- 1	107	198	212	212	17	17	
DIV. I NON-CONF.	3- 10	278	0- 0	112	168	239	239	16	16	
TOTALS	RPI 1-25	RPI 26-50	W-L RECORDS	RPI 51-100	RPI 101-150	RPI 150+				
7- 16	0- 1	0- 2	OVERALL	0- 1	0- 7	7- 5				
3- 7	0- 0	0- 1	HOME	0- 1	0- 3	3- 2				
4- 8	0- 1	0- 0	AWAY	0- 0	0- 4	4- 3				
0- 1	0- 0	0- 1	NEUTRAL	0- 0	0- 0	0- 0				
3- 10	0- 1	0- 2	NON-CONFERENCE	0- 1	0- 3	3- 3				
2- 3	0- 0	0- 1	HOME	0- 1	0- 0	2- 1				
1- 6	0- 1	0- 0	AWAY	0- 0	0- 3	1- 2				
0- 1	0- 0	0- 1	NEUTRAL	0- 0	0- 0	0- 0				
4- 6	0- 0	0- 0	CONFERENCE	0- 0	0- 4	4- 2				
1- 4	0- 0	0- 0	HOME	0- 0	0- 3	1- 1				
3- 2	0- 0	0- 0	AWAY	0- 0	0- 1	3- 1				
0- 0	0- 0	0- 0	NEUTRAL	0- 0	0- 0	0- 0				

RPI 1-25				RPI 26-50				RPI 51-100				RPI 101+ Team's RPI: 212			
RPI	S	Opponent	Score	RPI	S	Opponent	Score	RPI	S	Opponent	Score	RPI	S	Opponent	Score
25	A	Buffalo	43 90	32	N	Ohio	53 70	85	H	Kent St.	64 76	104	A	Georgia	40 67
				45	H	Bucknell	46 77					108	H	VCU	50 59
												114	H	Dayton	49 62
												133	A	Penn St.	65 80
												135	A	Akron	58 67
												147	A	Davidson	55 67
												150	H	Duquesne	54 60
												169	A	Denver	62 76
												195	H	Saint Louis	45 62
												196	A	Massachusetts	64 63
												207	A	George Mason	68 57
												207	H	George Mason	64 55
												228	A	Rhode Island	84 68
												238	A	Niagara	76 48
												254	H	Hofstra	59 67
												255	A	Saint Joseph's	41 66
												275	A	Cornell	44 58
												278	H	Siena	74 58
												279	H	Canisius	100 94
LAST 12 Division I GAMES:															
147	A	Davidson	55 67	114	H	Dayton	49 62								
108	H	VCU	50 59	255	A	Saint Joseph's	41 66								
207	H	George Mason	64 55	207	A	George Mason	68 57								
228	A	Rhode Island	84 68	150	H	Duquesne	54 60								
196	A	Massachusetts	64 63	275	A	Cornell	44 58								
195	H	Saint Louis	45 62	25	A	Buffalo	43 90								

Non-Div I Games:

St. Bonaventure

■ Loss,
 ■ Non-Conf,
 ■ S Site,
 ■ H Home
 ■ A Away
 N Neutral

Average RPI Win:	292	WON-LOST	WINNING	LAST 10	STRENGTH OF	OPP. STRENGTH	TEAM	ADJ.	CONF.	ADJ CONF.
Average RPI Loss:	222	RECORD	PCT. RANK	GAMES	SCHEDULE	OF SCHEDULE	RPI	RPI	RPI	RPI
DIV. I ONLY	12- 10	146	0- 1	344	346	260	260	31	31	
DIV. I NON-CONF.	5- 6	177	0- 0	320	319	278	278	31	31	
TOTALS	RPI 1-25	RPI 26-50	W-L RECORDS	RPI 51-100	RPI 101-150	RPI 150+				
12- 10	0- 0	0- 0	OVERALL	0- 1	1- 1	11- 8				
5- 4	0- 0	0- 0	HOME	0- 1	0- 0	5- 3				
6- 5	0- 0	0- 0	AWAY	0- 0	1- 1	5- 4				
1- 1	0- 0	0- 0	NEUTRAL	0- 0	0- 0	1- 1				
5- 6	0- 0	0- 0	NON-CONFERENCE	0- 1	1- 1	4- 4				
2- 2	0- 0	0- 0	HOME	0- 1	0- 0	2- 1				
2- 3	0- 0	0- 0	AWAY	0- 0	1- 1	1- 2				
1- 1	0- 0	0- 0	NEUTRAL	0- 0	0- 0	1- 1				
7- 4	0- 0	0- 0	CONFERENCE	0- 0	0- 0	7- 4				
3- 2	0- 0	0- 0	HOME	0- 0	0- 0	3- 2				
4- 2	0- 0	0- 0	AWAY	0- 0	0- 0	4- 2				
0- 0	0- 0	0- 0	NEUTRAL	0- 0	0- 0	0- 0				

RPI 1-25			RPI 26-50			RPI 51-100			RPI 101+			Team's RPI: 260
RPI	S	Opponent	Score	RPI	S	Opponent	Score	RPI	S	Opponent	Score	
						94 H Princeton	64 83	120 A Seton Hall		77 100		
								121 A Morehead St.		101 94		
								159 A Stony Brook		67 74		
								214 H Saint Francis (PA)		78 65		
								218 H Robert Morris		56 75		
								225 A Sacred Heart		56 53		
								225 H Sacred Heart		66 68		
								240 H Albany (NY)		60 67		
								263 A Mt. St. Mary's		75 78		
								292 N Valparaiso		76 78		
								299 A Army West Point		57 69		
								306 H Manhattan		73 65		
								307 A Bryant		60 55		
								308 A Loyola Maryland		75 70		
								309 A Wagner		85 87		
								309 H Wagner		76 61		
								328 H Saint Peter's		74 70		
								344 A Fairleigh Dickinson		64 53		
								344 H Fairleigh Dickinson		73 61		
								348 N Chicago St.		110 73		
								351 A LIU Brooklyn		79 67		
LAST 12 Division I GAMES:												
309 A Wagner		85 87	225 H Sacred Heart		66 68							
344 H Fairleigh Dickinson		73 61	214 H Saint Francis (PA)		78 65							
225 A Sacred Heart		56 53	218 H Robert Morris		56 75							
263 A Mt. St. Mary's		75 78	307 A Bryant		60 55							
344 A Fairleigh Dickinson		64 53	309 H Wagner		76 61							
351 A LIU Brooklyn		79 67	159 A Stony Brook		67 74							

Non-Div I Games: Mercy 102 51

St. Francis Brooklyn

■ Loss,
 ■ Non-Conf,
 ■ S Site,
 ■ Home
 ■ Away
 N Neutral

St. John's (NY)

Through Games Of Feb. 12, 2019

Average RPI Win:	187	WON-LOST	WINNING	LAST 10	STRENGTH OF	OPP. STRENGTH	TEAM	ADJ.	CONF.	ADJ CONF.
Average RPI Loss:	58	RECORD	PCT. RANK	GAMES	SCHEDULE	OF SCHEDULE	RPI	RPI	RPI	RPI
DIV. I ONLY	12- 12	163	1- 0	83	42	109	109	6	6	
DIV. I NON-CONF.	7- 4	108	0- 0	202	42	103	103	5	5	
TOTALS	RPI 1-25	RPI 26-50	W-L RECORDS	RPI 51-100	RPI 101-150	RPI 150+				
12- 12	0- 3	0- 5	OVERALL	3- 0	2- 4	7- 0				
4- 5	0- 1	0- 2	HOME	2- 0	0- 2	2- 0				
6- 6	0- 1	0- 3	AWAY	0- 0	2- 2	4- 0				
2- 1	0- 1	0- 0	NEUTRAL	1- 0	0- 0	1- 0				
7- 4	0- 2	0- 1	NON-CONFERENCE	2- 0	0- 1	5- 0				
2- 1	0- 1	0- 0	HOME	1- 0	0- 0	1- 0				
3- 2	0- 0	0- 1	AWAY	0- 0	0- 1	3- 0				
2- 1	0- 1	0- 0	NEUTRAL	1- 0	0- 0	1- 0				
5- 8	0- 1	0- 4	CONFERENCE	1- 0	2- 3	2- 0				
2- 4	0- 0	0- 2	HOME	1- 0	0- 2	1- 0				
3- 4	0- 1	0- 2	AWAY	0- 0	2- 1	1- 0				
0- 0	0- 0	0- 0	NEUTRAL	0- 0	0- 0	0- 0				

RPI 1-25				RPI 26-50				RPI 51-100				RPI 101+ Team's RPI: 109			
RPI	S	Opponent	Score	RPI	S	Opponent	Score	RPI	S	Opponent	Score	RPI	S	Opponent	Score
6	N	UConn	55 65	34	A	DePaul	64 73	53	N	Purdue	68 62	115	A	Creighton	51 45
8	A	Marquette	73 83	35	A	James Madison	51 64	73	H	Yale	56 52	115	H	Creighton	63 65
16	H	Florida St.	53 57	41	H	Villanova	57 73	91	H	Georgetown	59 51	117	A	Providence	60 57
				44	A	Butler	45 66					117	H	Providence	66 67
				44	H	Butler	68 73					119	A	Wake Forest	59 64
												120	A	Seton Hall	67 77
												172	A	Xavier	76 57
												172	H	Xavier	70 41
												194	N	Ole Miss	64 59
												285	A	La Salle	83 57
												299	A	Army West Point	60 49
												331	A	Iona	61 35
												346	H	Delaware St.	82 44
LAST 12 Division I GAMES:															
117	A	Providence	60 57	8	A	Marquette	73 83								
115	A	Creighton	51 45	34	A	DePaul	64 73								
172	H	Xavier	70 41	115	H	Creighton	63 65								
44	H	Butler	68 73	117	H	Providence	66 67								
41	H	Villanova	57 73	44	A	Butler	45 66								
91	H	Georgetown	59 51	172	A	Xavier	76 57								

Non-Div I Games:

St. John's (NY)

■ Loss,
 ■ Non-Conf,
 ■ S Site,
 ■ H Home
 ■ A Away
 N Neutral

Average RPI Win: 91		WON-LOST	WINNING	LAST 10	STRENGTH OF	OPP. STRENGTH	TEAM	ADJ.	CONF.	ADJ CONF.
Average RPI Loss: 26		RECORD	PCT. RANK	GAMES	SCHEDULE	OF SCHEDULE	RPI	RPI	RPI	RPI
DIV. I ONLY		19- 4	20	0- 1	3	15	5	5	2	2
DIV. I NON-CONF.		10- 1	17	0- 0	8	43	2	2	2	2
TOTALS		RPI 1-25	RPI 26-50		W-L RECORDS		RPI 51-100	RPI 101-150		RPI 150+
19- 4	3- 2	4- 1		OVERALL		6- 1	3- 0		3- 0	
11- 1	1- 1	4- 0		HOME		2- 0	2- 0		2- 0	
6- 3	2- 1	0- 1		AWAY		2- 1	1- 0		1- 0	
2- 0	0- 0	0- 0		NEUTRAL		2- 0	0- 0		0- 0	
10- 1	2- 1	0- 0		NON-CONFERENCE		5- 0	0- 0		3- 0	
5- 0	1- 0	0- 0		HOME		2- 0	0- 0		2- 0	
3- 1	1- 1	0- 0		AWAY		1- 0	0- 0		1- 0	
2- 0	0- 0	0- 0		NEUTRAL		2- 0	0- 0		0- 0	
9- 3	1- 1	4- 1		CONFERENCE		1- 1	3- 0		0- 0	
6- 1	0- 1	4- 0		HOME		0- 0	2- 0		0- 0	
3- 2	1- 0	0- 1		AWAY		1- 1	1- 0		0- 0	
0- 0	0- 0	0- 0		NEUTRAL		0- 0	0- 0		0- 0	

RPI	S	Opponent	Score	RPI	S	Opponent	Score	RPI	S	Opponent	Score	RPI	S	Opponent	Score
2	H	Baylor	68 63	30	H	Oregon St.	61 44	51	A	Utah	68 75	122	H	Washington St.	85 64
4	H	Oregon	48 88	36	A	California	80 81	61	A	Tennessee	95 85	134	A	Colorado	80 69
13	A	Gonzaga	73 79	36	H	California	75 50	72	N	FGCU	88 65	146	H	Washington	91 54
18	A	Arizona St.	72 65	38	H	UCLA	86 80	80	A	Arizona	78 48	158	H	CSUN	69 43
25	A	Buffalo	62 55	49	H	Southern California	72 64	89	H	Idaho	115 71	241	H	San Francisco	96 62
								92	H	UC Davis	71 43	243	A	Hawaii	81 59
								95	N	American	71 49				
LAST 12 Division I GAMES:															
4	H	Oregon	48 88	122	H	Washington St.	85 64								
30	H	Oregon St.	61 44	146	H	Washington	91 54								
36	H	California	75 50	80	A	Arizona	78 48								
36	A	California	80 81	18	A	Arizona St.	72 65								
51	A	Utah	68 75	38	H	UCLA	86 80								
134	A	Colorado	80 69	49	H	Southern California	72 64								

Non-Div I Games:

Stanford

Average RPI Win: 284	WON-LOST	WINNING	LAST 10	STRENGTH OF	OPP. STRENGTH	TEAM	ADJ.	CONF.	ADJ CONF.
Average RPI Loss: 122	RECORD	PCT. RANK	GAMES	SCHEDULE	OF SCHEDULE	RPI	RPI	RPI	RPI
DIV. I ONLY	11- 11	163	1- 0	245	221	205	205	24	24
DIV. I NON-CONF.	3- 9	271	0- 0	124	149	270	270	26	26
TOTALS	RPI 1-25	RPI 26-50	W-L RECORDS	RPI 51-100	RPI 101-150	RPI 150+			
11- 11	0- 1	0- 1	OVERALL	0- 3	0- 4	11- 2			
8- 2	0- 1	0- 0	HOME	0- 1	0- 0	8- 0			
3- 6	0- 0	0- 1	AWAY	0- 1	0- 3	3- 1			
0- 3	0- 0	0- 0	NEUTRAL	0- 1	0- 1	0- 1			
3- 9	0- 1	0- 1	NON-CONFERENCE	0- 3	0- 3	3- 1			
3- 2	0- 1	0- 0	HOME	0- 1	0- 0	3- 0			
0- 4	0- 0	0- 1	AWAY	0- 1	0- 2	0- 0			
0- 3	0- 0	0- 0	NEUTRAL	0- 1	0- 1	0- 1			
8- 2	0- 0	0- 0	CONFERENCE	0- 0	0- 1	8- 1			
5- 0	0- 0	0- 0	HOME	0- 0	0- 0	5- 0			
3- 2	0- 0	0- 0	AWAY	0- 0	0- 1	3- 1			
0- 0	0- 0	0- 0	NEUTRAL	0- 0	0- 0	0- 0			

RPI 1-25				RPI 26-50				RPI 51-100				RPI 101+ Team's RPI: 205			
RPI	S	Opponent	Score	RPI	S	Opponent	Score	RPI	S	Opponent	Score	RPI	S	Opponent	Score
14	H	UCF	55 78	28	A	Texas	46 65	61	A	Tennessee	55 65	131	A	Alabama	47 59
								69	H	Penn	53 75	137	A	North Ala.	55 71
								76	N	Wright St.	44 57	145	N	Marist	69 76
												149	A	Tulsa	54 55
												224	H	North Dakota	74 63
												237	A	Liberty	68 56
												237	H	Liberty	69 52
												244	A	Jacksonville	69 56
												244	H	Jacksonville	54 46
												254	N	Hofstra	50 53
												273	A	North Florida	57 71
												304	H	Kennesaw St.	76 69
												312	H	NJIT	74 48
												320	H	North Dakota St.	60 59
												324	A	Lipscomb	80 65
												324	H	Lipscomb	76 49
												349	H	Florida A&M	69 44
LAST 12 Division I GAMES:															
244	H	Jacksonville	54 46	137	A	North Ala.	55 71								
237	A	Liberty	68 56	273	A	North Florida	57 71								
304	H	Kennesaw St.	76 69	324	A	Lipscomb	80 65								
244	A	Jacksonville	69 56	237	H	Liberty	69 52								
324	H	Lipscomb	76 49	69	H	Penn	53 75								
312	H	NJIT	74 48	320	H	North Dakota St.	60 59								

Non-Div I Games: Central St. (OH) 81 51 Webber Int'l 80 52

Stetson

Average RPI Win:	282	WON-LOST	WINNING	LAST 10	STRENGTH OF	OPP. STRENGTH	TEAM	ADJ.	CONF.	ADJ CONF.
Average RPI Loss:	106	RECORD	PCT. RANK	GAMES	SCHEDULE	OF SCHEDULE	RPI	RPI	RPI	RPI
DIV. I ONLY	17- 6	51	1- 0	321	261	159	159	23	23	
DIV. I NON-CONF.	10- 2	37	0- 0	303	271	98	98	25	25	
TOTALS	RPI 1-25	RPI 26-50	W-L RECORDS	RPI 51-100	RPI 101-150	RPI 150+				
17- 6	0- 1	0- 0	OVERALL	0- 2	1- 2	16- 1				
9- 3	0- 0	0- 0	HOME	0- 1	0- 1	9- 1				
8- 3	0- 1	0- 0	AWAY	0- 1	1- 1	7- 0				
0- 0	0- 0	0- 0	NEUTRAL	0- 0	0- 0	0- 0				
10- 2	0- 1	0- 0	NON-CONFERENCE	0- 1	1- 0	9- 0				
6- 0	0- 0	0- 0	HOME	0- 0	0- 0	6- 0				
4- 2	0- 1	0- 0	AWAY	0- 1	1- 0	3- 0				
0- 0	0- 0	0- 0	NEUTRAL	0- 0	0- 0	0- 0				
7- 4	0- 0	0- 0	CONFERENCE	0- 1	0- 2	7- 1				
3- 3	0- 0	0- 0	HOME	0- 1	0- 1	3- 1				
4- 1	0- 0	0- 0	AWAY	0- 0	0- 1	4- 0				
0- 0	0- 0	0- 0	NEUTRAL	0- 0	0- 0	0- 0				

RPI 1-25				RPI 26-50				RPI 51-100				RPI 101+ Team's RPI: 159			
RPI	S	Opponent	Score	RPI	S	Opponent	Score	RPI	S	Opponent	Score	RPI	S	Opponent	Score
19	A	Rutgers	47 61					75	H	Maine	54 68	106	A	Hartford	62 73
								87	A	Toledo	48 80	106	H	Hartford	36 64
												133	A	Penn St.	81 70
												225	A	Sacred Heart	73 58
												240	H	Albany (NY)	49 54
												254	H	Hofstra	77 49
												260	H	St. Francis Brooklyn	74 67
												264	A	Binghamton	65 56
												264	H	Binghamton	68 53
												275	H	Cornell	63 61
												277	A	Vermont	67 61
												289	H	Ga. Southern	72 43
												300	H	UMBC	57 44
												306	A	Manhattan	79 48
												309	H	Wagner	70 45
												313	A	New Hampshire	82 63
												322	A	UMass Lowell	64 47
												322	H	UMass Lowell	76 56
												331	A	Iona	53 51
												344	H	Fairleigh Dickinson	63 49
LAST 12 Division I GAMES:															
322	A	UMass Lowell	64 47	75	H	Maine	54 68	313	A	New Hampshire	82 63				
264	H	Binghamton	68 53	264	A	Binghamton	65 56	322	H	UMass Lowell	76 56				
106	A	Hartford	62 73	106	H	Hartford	36 64	260	H	St. Francis Brooklyn	74 67				
300	H	UMBC	57 44												
277	A	Vermont	67 61												
240	H	Albany (NY)	49 54												

Non-Div I Games: SUNY New Paltz 87 50

Stony Brook

■ Loss,
 ■ Non-Conf,
 ■ S Site,
 ■ Home
 ■ A Away
 N Neutral

Average RPI Win: 96		WON-LOST	WINNING	LAST 10	STRENGTH OF	OPP. STRENGTH	TEAM	ADJ.	CONF.	ADJ CONF.
Average RPI Loss: 37		RECORD	PCT. RANK	GAMES	SCHEDULE	OF SCHEDULE	RPI	RPI	RPI	RPI
DIV. I ONLY		18- 5	32	1- 0	6	24	9	9	1	1
DIV. I NON-CONF.		11- 2	32	0- 0	9	74	6	6	1	1
TOTALS		RPI 1-25	RPI 26-50		W-L RECORDS		RPI 51-100	RPI 101-150		RPI 150+
18- 5	3- 3	2- 1		OVERALL		6- 0	4- 1		3- 0	
9- 1	2- 1	1- 0		HOME		1- 0	2- 0		3- 0	
4- 4	0- 2	0- 1		AWAY		3- 0	1- 1		0- 0	
5- 0	1- 0	1- 0		NEUTRAL		2- 0	1- 0		0- 0	
11- 2	2- 1	2- 0		NON-CONFERENCE		2- 0	2- 1		3- 0	
6- 0	1- 0	1- 0		HOME		0- 0	1- 0		3- 0	
0- 2	0- 1	0- 0		AWAY		0- 0	0- 1		0- 0	
5- 0	1- 0	1- 0		NEUTRAL		2- 0	1- 0		0- 0	
7- 3	1- 2	0- 1		CONFERENCE		4- 0	2- 0		0- 0	
3- 1	1- 1	0- 0		HOME		1- 0	1- 0		0- 0	
4- 2	0- 1	0- 1		AWAY		3- 0	1- 0		0- 0	
0- 0	0- 0	0- 0		NEUTRAL		0- 0	0- 0		0- 0	

RPI	S	Opponent	Score	RPI	S	Opponent	Score	RPI	S	Opponent	Score	RPI	S	Opponent	Score
3	A	Louisville	51 76	34	N	DePaul	83 81	54	N	Kansas St.	70 61	105	H	Boston College	96 69
4	A	Oregon	73 75	42	A	Georgia Tech	55 65	58	A	Clemson	84 75	112	A	Minnesota	68 72
14	N	UCF	57 52	45	H	Bucknell	70 56	68	A	Virginia Tech	75 73	116	H	Towson	98 55
21	H	Texas A&M	75 65					74	A	Duke	64 55	127	A	Pittsburgh	82 50
23	H	Miami (FL)	71 84					94	N	Princeton	92 61	150	N	Duquesne	87 71
24	H	North Carolina	90 77					96	H	Virginia	72 68	177	H	UMES	96 51
												224	H	North Dakota	85 49
												238	H	Niagara	94 45
LAST 12 Division I GAMES:															
105	H	Boston College	96 69	127	A	Pittsburgh	82 50								
3	A	Louisville	51 76	24	H	North Carolina	90 77								
96	H	Virginia	72 68	68	A	Virginia Tech	75 73								
74	A	Duke	64 55	58	A	Clemson	84 75								
23	H	Miami (FL)	71 84	14	N	UCF	57 52								
42	A	Georgia Tech	55 65	150	N	Duquesne	87 71								

Non-Div I Games:

Syracuse

■ Loss,
 ■ Non-Conf,
 ■ S Site,
 ■ Home
 ■ A Away
 N Neutral

Average RPI Win:	178	WON-LOST	WINNING	LAST 10	STRENGTH OF	OPP. STRENGTH	TEAM	ADJ.	CONF.	ADJ CONF.
Average RPI Loss:	32	RECORD	PCT. RANK	GAMES	SCHEDULE	OF SCHEDULE	RPI	RPI	RPI	RPI
DIV. I ONLY	17- 6	51	0- 1	86	56	43	43	3	3	
DIV. I NON-CONF.	10- 1	17	0- 0	297	220	86	86	3	3	
TOTALS	RPI 1-25	RPI 26-50	W-L RECORDS	RPI 51-100	RPI 101-150	RPI 150+				
17- 6	0- 3	0- 2	OVERALL	2- 0	6- 1	9- 0				
13- 1	0- 1	0- 0	HOME	1- 0	5- 0	7- 0				
4- 4	0- 2	0- 1	AWAY	1- 0	1- 1	2- 0				
0- 1	0- 0	0- 1	NEUTRAL	0- 0	0- 0	0- 0				
10- 1	0- 0	0- 1	NON-CONFERENCE	0- 0	2- 0	8- 0				
8- 0	0- 0	0- 0	HOME	0- 0	2- 0	6- 0				
2- 0	0- 0	0- 0	AWAY	0- 0	0- 0	2- 0				
0- 1	0- 0	0- 1	NEUTRAL	0- 0	0- 0	0- 0				
7- 5	0- 3	0- 1	CONFERENCE	2- 0	4- 1	1- 0				
5- 1	0- 1	0- 0	HOME	1- 0	3- 0	1- 0				
2- 4	0- 2	0- 1	AWAY	1- 0	1- 1	0- 0				
0- 0	0- 0	0- 0	NEUTRAL	0- 0	0- 0	0- 0				

RPI	S	Opponent	Score	RPI	S	Opponent	Score	RPI	S	Opponent	Score	RPI	S	Opponent	Score
2	A	Baylor	71 89	28	A	Texas	67 73	54	A	Kansas St.	61 47	111	A	Oklahoma St.	71 75
2	H	Baylor	55 79	37	N	BYU	58 61	70	H	West Virginia	62 48	111	H	Oklahoma St.	69 55
10	A	Iowa St.	54 92									118	H	Kansas	58 53
												138	H	Montana St.	71 49
												139	A	Texas Tech	70 63
												139	H	Texas Tech	78 70
												150	H	Duquesne	61 48
												162	H	Oklahoma	86 71
												185	H	Southern U.	69 40
												189	H	Sam Houston St.	72 59
												194	A	Ole Miss	55 50
												204	A	San Diego St.	81 64
												206	H	SMU	65 63
												299	H	Army West Point	63 38
												310	H	Mississippi Val.	96 47
												350	H	Alcorn	88 31
LAST 12 Division I GAMES:															
2	A	Baylor	71 89	28	A	Texas	67 73								
139	A	Texas Tech	70 63	139	H	Texas Tech	78 70								
111	H	Oklahoma St.	69 55	2	H	Baylor	55 79								
54	A	Kansas St.	61 47	10	A	Iowa St.	54 92								
118	H	Kansas	58 53	111	A	Oklahoma St.	71 75								
162	H	Oklahoma	86 71	70	H	West Virginia	62 48								

Non-Div I Games:

TCU

■ Loss,
 ■ Non-Conf, S Site,
 ■ Home
 ■ Away
 N Neutral

Average RPI Win:	240	WON-LOST	WINNING	LAST 10	STRENGTH OF	OPP. STRENGTH	TEAM	ADJ.	CONF.	ADJ CONF.
Average RPI Loss:	84	RECORD	PCT. RANK	GAMES	SCHEDULE	OF SCHEDULE	RPI	RPI	RPI	RPI
DIV. I ONLY	8- 15	253	0- 1	84	86	170	170	9	9	
DIV. I NON-CONF.	4- 9	252	0- 0	173	76	214	214	9	9	
TOTALS	RPI 1-25	RPI 26-50	W-L RECORDS	RPI 51-100	RPI 101-150	RPI 150+				
8- 15	0- 4	0- 2	OVERALL	0- 3	2- 5	6- 1				
5- 3	0- 1	0- 0	HOME	0- 0	1- 2	4- 0				
3- 11	0- 3	0- 2	AWAY	0- 2	1- 3	2- 1				
0- 1	0- 0	0- 0	NEUTRAL	0- 1	0- 0	0- 0				
4- 9	0- 2	0- 2	NON-CONFERENCE	0- 2	0- 2	4- 1				
3- 0	0- 0	0- 0	HOME	0- 0	0- 0	3- 0				
1- 8	0- 2	0- 2	AWAY	0- 1	0- 2	1- 1				
0- 1	0- 0	0- 0	NEUTRAL	0- 1	0- 0	0- 0				
4- 6	0- 2	0- 0	CONFERENCE	0- 1	2- 3	2- 0				
2- 3	0- 1	0- 0	HOME	0- 0	1- 2	1- 0				
2- 3	0- 1	0- 0	AWAY	0- 1	1- 1	1- 0				
0- 0	0- 0	0- 0	NEUTRAL	0- 0	0- 0	0- 0				

RPI 1-25				RPI 26-50				RPI 51-100				RPI 101+				Team's RPI: 170	
RPI	S	Opponent	Score	RPI	S	Opponent	Score	RPI	S	Opponent	Score	RPI	S	Opponent	Score		
6	A	UConn	74 109	34	A	DePaul	88 102	69	A	Penn	62 71	101	A	Houston	65 78		
6	H	UConn	67 88	41	A	Villanova	68 76	86	A	Cincinnati	52 72	101	H	Houston	76 65		
15	A	South Carolina	60 88					93	N	Radford	50 56	144	H	Tulane	57 66		
23	A	Miami (FL)	61 73									145	A	Marist	68 74		
												148	H	South Fla.	53 63		
												149	A	Tulsa	75 61		
												150	A	Duquesne	53 54		
												194	A	Ole Miss	55 62		
												203	H	East Carolina	84 62		
												248	A	Wichita St.	65 40		
												255	A	Saint Joseph's	58 52		
												285	H	La Salle	75 47		
												331	H	Iona	59 39		
												346	H	Delaware St.	75 61		
LAST 12 Division I GAMES:																	
6	A	UConn	74 109	6	H	UConn	67 88										
101	H	Houston	76 65	86	A	Cincinnati	52 72										
248	A	Wichita St.	65 40	101	A	Houston	65 78										
149	A	Tulsa	75 61	144	H	Tulane	57 66										
203	H	East Carolina	84 62	148	H	South Fla.	53 63										
69	A	Penn	62 71	150	A	Duquesne	53 54										

Non-Div I Games:

Temple

Tennessee

Through Games Of Feb. 12, 2019

Average RPI Win:	166	WON-LOST	WINNING	LAST 10	STRENGTH OF	OPP. STRENGTH	TEAM	ADJ.	CONF.	ADJ CONF.
Average RPI Loss:	49	RECORD	PCT. RANK	GAMES	SCHEDULE	OF SCHEDULE	RPI	RPI	RPI	RPI
DIV. I ONLY	15- 8	91	1- 0	45	58	61	61	5	5	
DIV. I NON-CONF.	11- 2	32	1- 0	67	83	33	33	4	4	
TOTALS	RPI 1-25	RPI 26-50	W-L RECORDS	RPI 51-100	RPI 101-150	RPI 150+				
15- 8	0- 3	2- 2	OVERALL	3- 1	2- 2	8- 0				
9- 5	0- 2	0- 2	HOME	2- 1	0- 0	7- 0				
4- 3	0- 1	2- 0	AWAY	0- 0	1- 2	1- 0				
2- 0	0- 0	0- 0	NEUTRAL	1- 0	1- 0	0- 0				
11- 2	0- 2	1- 0	NON-CONFERENCE	2- 0	2- 0	6- 0				
7- 2	0- 2	0- 0	HOME	1- 0	0- 0	6- 0				
2- 0	0- 0	1- 0	AWAY	0- 0	1- 0	0- 0				
2- 0	0- 0	0- 0	NEUTRAL	1- 0	1- 0	0- 0				
4- 6	0- 1	1- 2	CONFERENCE	1- 1	0- 2	2- 0				
2- 3	0- 0	0- 2	HOME	1- 1	0- 0	1- 0				
2- 3	0- 1	1- 0	AWAY	0- 0	0- 2	1- 0				
0- 0	0- 0	0- 0	NEUTRAL	0- 0	0- 0	0- 0				

RPI 1-25				RPI 26-50				RPI 51-100				Team's RPI: 61	RPI 101+			
RPI	S	Opponent	Score	RPI	S	Opponent	Score	RPI	S	Opponent	Score		RPI	S	Opponent	Score
1	H	Notre Dame	62 77	26	H	Kentucky	71 73	56	H	LSU	74 65		104	A	Georgia	62 66
5	H	Stanford	85 95	28	A	Texas	88 82	58	N	Clemson	78 66		111	A	Oklahoma St.	76 63
7	A	Mississippi St.	63 91	33	H	Missouri	64 66	64	H	Belmont	84 76		125	N	UAB	73 69
				50	A	Auburn	78 69	82	H	Arkansas	79 80		131	A	Alabama	65 86
													176	A	Vanderbilt	82 65
													198	H	UNC Asheville	73 46
													205	H	Stetson	65 55
													209	H	Florida	67 50
													242	H	ETSU	80 61
													282	H	Murray St.	98 77
													335	H	Presbyterian	97 49
													349	H	Florida A&M	96 31
LAST 12 Division I GAMES:																
125	N	UAB	73 69	82	H	Arkansas	79 80	131	A	Alabama	65 86					
7	A	Mississippi St.	63 91	104	A	Georgia	62 66	26	H	Kentucky	71 73					
176	A	Vanderbilt	82 65	56	H	LSU	74 65	33	H	Missouri	64 66					
209	H	Florida	67 50	1	H	Notre Dame	62 77	50	A	Auburn	78 69					

Non-Div I Games:

Tennessee

■ Loss,
■ Non-Conf, S Site,
■ Home
■ Away
N Neutral

Average RPI Win:	290	WON-LOST	WINNING	LAST 10	STRENGTH OF	OPP. STRENGTH	TEAM	ADJ.	CONF.	ADJ CONF.
Average RPI Loss:	151	RECORD	PCT. RANK	GAMES	SCHEDULE	OF SCHEDULE	RPI	RPI	RPI	RPI
DIV. I ONLY	4- 20	327	1- 0	173	183	290	290	22	22	
DIV. I NON-CONF.	0- 12	336	0- 0	157	98	324	324	21	21	
TOTALS	RPI 1-25	RPI 26-50	W-L RECORDS	RPI 51-100	RPI 101-150	RPI 150+				
4- 20	0- 1	0- 1	OVERALL	0- 3	0- 7	4- 8				
2- 5	0- 0	0- 0	HOME	0- 0	0- 4	2- 1				
2- 12	0- 1	0- 1	AWAY	0- 2	0- 2	2- 6				
0- 3	0- 0	0- 0	NEUTRAL	0- 1	0- 1	0- 1				
0- 12	0- 1	0- 1	NON-CONFERENCE	0- 2	0- 2	0- 6				
0- 1	0- 0	0- 0	HOME	0- 0	0- 1	0- 0				
0- 8	0- 1	0- 1	AWAY	0- 1	0- 0	0- 5				
0- 3	0- 0	0- 0	NEUTRAL	0- 1	0- 1	0- 1				
4- 8	0- 0	0- 0	CONFERENCE	0- 1	0- 5	4- 2				
2- 4	0- 0	0- 0	HOME	0- 0	0- 3	2- 1				
2- 4	0- 0	0- 0	AWAY	0- 1	0- 2	2- 1				
0- 0	0- 0	0- 0	NEUTRAL	0- 0	0- 0	0- 0				

RPI 1-25				RPI 26-50				RPI 51-100				RPI 101+ Team's RPI: 290			
RPI	S	Opponent	Score	RPI	S	Opponent	Score	RPI	S	Opponent	Score	RPI	S	Opponent	Score
3	A	Louisville	52 107	34	A	DePaul	73 95	64	A	Belmont	46 80	110	H	South Alabama	56 78
								79	A	Troy	67 92	121	A	Morehead St.	55 71
								82	N	Arkansas	55 79	121	H	Morehead St.	62 85
												127	N	Pittsburgh	56 78
												132	A	Tennessee Tech	65 76
												132	H	Tennessee Tech	59 69
												136	H	UT Martin	61 73
												176	A	Vanderbilt	63 89
												182	A	Ball St.	51 90
												188	N	Wisconsin	53 58
												202	H	Jacksonville St.	52 62
												222	H	Southeast Mo. St.	62 59
												226	A	Marshall	59 80
												282	A	Murray St.	65 61
												287	A	Austin Peay	47 74
												302	A	Alabama A&M	57 67
												324	A	Lipscomb	62 64
												327	A	Eastern Ky.	57 31
												327	H	Eastern Ky.	60 38
LAST 12 Division I GAMES:															
327	A	Eastern Ky.	57 31	64	A	Belmont	46 80								
121	A	Morehead St.	55 71	132	A	Tennessee Tech	65 76								
222	H	Southeast Mo. St.	62 59	121	H	Morehead St.	62 85								
136	H	UT Martin	61 73	327	H	Eastern Ky.	60 38								
282	A	Murray St.	65 61	202	H	Jacksonville St.	52 62								
287	A	Austin Peay	47 74	132	H	Tennessee Tech	59 69								

Non-Div I Games:

Tennessee St.

■ Loss,
■ Non-Conf,
■ S Site,
■ Home
■ A Away
N Neutral

Average RPI Win:	240	WON-LOST	WINNING	LAST 10	STRENGTH OF	OPP. STRENGTH	TEAM	ADJ.	CONF.	ADJ CONF.
Average RPI Loss:	159	RECORD	PCT. RANK	GAMES	SCHEDULE	OF SCHEDULE	RPI	RPI	RPI	RPI
DIV. I ONLY	15- 6	66	1- 0	296	238	132	132	22	22	
DIV. I NON-CONF.	6- 3	91	0- 0	268	200	122	122	21	21	
TOTALS	RPI 1-25	RPI 26-50	W-L RECORDS	RPI 51-100	RPI 101-150	RPI 150+				
15- 6	0- 0	0- 0	OVERALL	2- 2	1- 1	12- 3				
7- 1	0- 0	0- 0	HOME	1- 0	0- 0	6- 1				
8- 4	0- 0	0- 0	AWAY	1- 1	1- 1	6- 2				
0- 1	0- 0	0- 0	NEUTRAL	0- 1	0- 0	0- 0				
6- 3	0- 0	0- 0	NON-CONFERENCE	1- 2	0- 0	5- 1				
3- 0	0- 0	0- 0	HOME	1- 0	0- 0	2- 0				
3- 2	0- 0	0- 0	AWAY	0- 1	0- 0	3- 1				
0- 1	0- 0	0- 0	NEUTRAL	0- 1	0- 0	0- 0				
9- 3	0- 0	0- 0	CONFERENCE	1- 0	1- 1	7- 2				
4- 1	0- 0	0- 0	HOME	0- 0	0- 0	4- 1				
5- 2	0- 0	0- 0	AWAY	1- 0	1- 1	3- 1				
0- 0	0- 0	0- 0	NEUTRAL	0- 0	0- 0	0- 0				

RPI 1-25				RPI 26-50				RPI 51-100				RPI 101+				Team's RPI: 132
RPI	S	Opponent	Score	RPI	S	Opponent	Score	RPI	S	Opponent	Score	RPI	S	Opponent	Score	
								55	H	Middle Tenn.	68 64	121	A	Morehead St.	56 77	
								64	A	Belmont	77 72	136	A	UT Martin	80 76	
								71	N	Old Dominion	73 80	172	A	Xavier	60 70	
								82	A	Arkansas	42 65	198	H	UNC Asheville	60 53	
												202	A	Jacksonville St.	66 49	
												222	A	Southeast Mo. St.	53 62	
												248	A	Wichita St.	55 45	
												257	H	SIUE	79 55	
												270	H	Eastern Ill.	99 88	
												282	H	Murray St.	74 65	
												287	H	Austin Peay	65 72	
												290	A	Tennessee St.	69 59	
												290	H	Tennessee St.	76 65	
												316	A	Charleston So.	77 55	
												324	A	Lipscomb	67 52	
												327	A	Eastern Ky.	81 68	
												337	H	Western Caro.	77 58	
LAST 12 Division I GAMES:																
				136	A	UT Martin	80 76					202	A	Jacksonville St.	66 49	
				222	A	Southeast Mo. St.	53 62					290	H	Tennessee St.	76 65	
				282	H	Murray St.	74 65					270	H	Eastern Ill.	99 88	
				287	H	Austin Peay	65 72					257	H	SIUE	79 55	
				327	A	Eastern Ky.	81 68					64	A	Belmont	77 72	
				121	A	Morehead St.	56 77					290	A	Tennessee St.	69 59	

Non-Div I Games: Tenn. Wesleyan 100 58 Cumberland (TN) 88 55

Tennessee Tech

Average RPI Win:	150	WON-LOST	WINNING	LAST 10	STRENGTH OF	OPP. STRENGTH	TEAM	ADJ.	CONF.	ADJ CONF.
Average RPI Loss:	39	RECORD	PCT. RANK	GAMES	SCHEDULE	OF SCHEDULE	RPI	RPI	RPI	RPI
DIV. I ONLY	20- 5	27	2- 0	49	64	28	28	3	3	
DIV. I NON-CONF.	10- 2	37	2- 0	117	194	56	56	3	3	
TOTALS	RPI 1-25	RPI 26-50	W-L RECORDS	RPI 51-100	RPI 101-150	RPI 150+				
20- 5	1- 2	1- 0	OVERALL	3- 3	7- 0	8- 0				
9- 4	0- 2	1- 0	HOME	0- 2	3- 0	5- 0				
8- 1	1- 0	0- 0	AWAY	1- 1	3- 0	3- 0				
3- 0	0- 0	0- 0	NEUTRAL	2- 0	1- 0	0- 0				
10- 2	0- 1	0- 0	NON-CONFERENCE	2- 1	2- 0	6- 0				
5- 2	0- 1	0- 0	HOME	0- 1	1- 0	4- 0				
2- 0	0- 0	0- 0	AWAY	0- 0	0- 0	2- 0				
3- 0	0- 0	0- 0	NEUTRAL	2- 0	1- 0	0- 0				
10- 3	1- 1	1- 0	CONFERENCE	1- 2	5- 0	2- 0				
4- 2	0- 1	1- 0	HOME	0- 1	2- 0	1- 0				
6- 1	1- 0	0- 0	AWAY	1- 1	3- 0	1- 0				
0- 0	0- 0	0- 0	NEUTRAL	0- 0	0- 0	0- 0				

RPI 1-25				RPI 26-50				Team's RPI: 28				RPI 51-100				RPI 101+			
RPI	S	Opponent	Score	RPI	S	Opponent	Score	RPI	S	Opponent	Score	RPI	S	Opponent	Score	RPI	S	Opponent	Score
2	H	Baylor	68 74	43	H	TCU	73 67	54	A	Kansas St.	69 87	111	A	Oklahoma St.	61 55				
7	H	Mississippi St.	49 67					57	N	Michigan	69 52	111	H	Oklahoma St.	60 51				
10	A	Iowa St.	64 62					61	H	Tennessee	82 88	118	A	Kansas	91 73				
								65	N	Quinnipiac	56 55	118	H	Kansas	62 43				
								70	A	West Virginia	70 58	130	N	Fordham	72 54				
								70	H	West Virginia	58 64	139	A	Texas Tech	78 71				
												150	H	Duquesne	78 41				
												162	A	Oklahoma	76 67				
												162	H	Oklahoma	73 63				
												171	A	North Texas	64 54				
												205	H	Stetson	65 46				
												219	A	UTRGV	81 66				
												297	H	UTSA	98 54				
												330	H	McNeese	96 40				
												332	H	Northwestern St.	104 66				
LAST 12 Division I GAMES:																			
130	N	Fordham	72 54	70	H	West Virginia	58 64												
57	N	Michigan	69 52	139	A	Texas Tech	78 71												
111	A	Oklahoma St.	61 55	118	H	Kansas	62 43												
118	A	Kansas	91 73	43	H	TCU	73 67												
2	H	Baylor	68 74	54	A	Kansas St.	69 87												
162	A	Oklahoma	76 67	10	A	Iowa St.	64 62												

Non-Div I Games:

Texas

■ Loss,
 ■ Non-Conf,
 ■ S Site,
 ■ Home
 ■ A Away
 N Neutral

Average RPI Win: 134		WON-LOST	WINNING	LAST 10	STRENGTH OF	OPP. STRENGTH	TEAM	ADJ.	CONF.	ADJ CONF.
Average RPI Loss: 34		RECORD	PCT. RANK	GAMES	SCHEDULE	OF SCHEDULE	RPI	RPI	RPI	RPI
DIV. I ONLY		18- 5	32	0- 1	42	47	21	21	5	5
DIV. I NON-CONF.		11- 2	32	0- 0	38	87	18	18	4	4
TOTALS		RPI 1-25	RPI 26-50		W-L RECORDS		RPI 51-100	RPI 101-150	RPI 150+	
18- 5	0- 2	5- 1		OVERALL		1- 2	3- 0	9- 0		
10- 2	0- 1	3- 0		HOME		0- 1	1- 0	6- 0		
6- 3	0- 1	1- 1		AWAY		1- 1	2- 0	2- 0		
2- 0	0- 0	1- 0		NEUTRAL		0- 0	0- 0	1- 0		
11- 2	0- 1	3- 0		NON-CONFERENCE		1- 1	1- 0	6- 0		
7- 1	0- 0	2- 0		HOME		0- 1	0- 0	5- 0		
2- 1	0- 1	0- 0		AWAY		1- 0	1- 0	0- 0		
2- 0	0- 0	1- 0		NEUTRAL		0- 0	0- 0	1- 0		
7- 3	0- 1	2- 1		CONFERENCE		0- 1	2- 0	3- 0		
3- 1	0- 1	1- 0		HOME		0- 0	1- 0	1- 0		
4- 2	0- 0	1- 1		AWAY		0- 1	1- 0	2- 0		
0- 0	0- 0	0- 0		NEUTRAL		0- 0	0- 0	0- 0		

RPI	S	Opponent	Score
9	A	Syracuse	65 75
15	H	South Carolina	57 60

RPI	S	Opponent	Score
26	H	Kentucky	73 71
30	N	Oregon St.	76 70
31	H	Rice	65 54
33	A	Missouri	65 70
49	H	Southern California	71 51
50	A	Auburn	69 67

RPI	S	Opponent	Score
56	A	LSU	52 63
59	H	Lamar University	68 74
60	A	Little Rock	61 40

RPI	S	Opponent	Score
101	A	Houston	68 52
104	A	Georgia	76 66
131	H	Alabama	70 43
165	N	UC Riverside	70 63
174	H	Arkansas St.	97 56
176	A	Vanderbilt	50 43
176	H	Vanderbilt	69 53
194	A	Ole Miss	72 60
199	H	Prairie View	70 57
219	H	UTRGV	84 61
244	H	Jacksonville	73 53
288	H	Central Ark.	84 27

LAST 12 Division I GAMES:

33	A	Missouri	65 70	131	H	Alabama	70 43
194	A	Ole Miss	72 60	176	A	Vanderbilt	50 43
176	H	Vanderbilt	69 53	56	A	LSU	52 63
26	H	Kentucky	73 71	15	H	South Carolina	57 60
50	A	Auburn	69 67	219	H	UTRGV	84 61
104	A	Georgia	76 66	199	H	Prairie View	70 57

Non-Div I Games:

Texas A&M

Texas Southern

Through Games Of Feb. 12, 2019

Average RPI Win:	276	WON-LOST	WINNING	LAST 10	STRENGTH OF	OPP. STRENGTH	TEAM	ADJ.	CONF.	ADJ CONF.
Average RPI Loss:	157	RECORD	PCT. RANK	GAMES	SCHEDULE	OF SCHEDULE	RPI	RPI	RPI	RPI
DIV. I ONLY	8- 11	224	1- 0	235	321	211	211	29	29	
DIV. I NON-CONF.	2- 7	288	0- 0	42	268	165	165	27	27	
TOTALS	RPI 1-25	RPI 26-50	W-L RECORDS	RPI 51-100	RPI 101-150	RPI 150+				
8- 11	0- 1	0- 1	OVERALL	0- 1	0- 2	8- 6				
3- 2	0- 0	0- 0	HOME	0- 0	0- 0	3- 2				
5- 7	0- 1	0- 1	AWAY	0- 1	0- 2	5- 2				
0- 2	0- 0	0- 0	NEUTRAL	0- 0	0- 0	0- 2				
2- 7	0- 1	0- 1	NON-CONFERENCE	0- 1	0- 2	2- 2				
0- 0	0- 0	0- 0	HOME	0- 0	0- 0	0- 0				
2- 5	0- 1	0- 1	AWAY	0- 1	0- 2	2- 0				
0- 2	0- 0	0- 0	NEUTRAL	0- 0	0- 0	0- 2				
6- 4	0- 0	0- 0	CONFERENCE	0- 0	0- 0	6- 4				
3- 2	0- 0	0- 0	HOME	0- 0	0- 0	3- 2				
3- 2	0- 0	0- 0	AWAY	0- 0	0- 0	3- 2				
0- 0	0- 0	0- 0	NEUTRAL	0- 0	0- 0	0- 0				

RPI 1-25				RPI 26-50				RPI 51-100				RPI 101+ Team's RPI: 211			
RPI	S	Opponent	Score	RPI	S	Opponent	Score	RPI	S	Opponent	Score	RPI	S	Opponent	Score
20	A	Michigan St.	45 91	31	A	Rice	71 76	52	A	SFA	55 74	139	A	Texas Tech	55 75
												144	A	Tulane	56 62
												167	N	Abilene Christian	39 81
												178	N	Nicholls St.	57 58
												185	A	Southern U.	61 63
												199	A	Prairie View	52 44
												199	H	Prairie View	73 67
												215	H	Grambling	67 75
												219	A	UTRGV	69 55
												250	H	Alabama St.	51 58
												286	H	Jackson St.	76 67
												302	H	Alabama A&M	53 45
												310	A	Mississippi Val.	68 50
												345	A	Savannah St.	65 41
												347	A	Ark.-Pine Bluff	59 58
												350	A	Alcorn	52 53
LAST 12 Division I GAMES:															
199	H	Prairie View	73 67	215	H	Grambling	67 75								
302	H	Alabama A&M	53 45	199	A	Prairie View	52 44								
250	H	Alabama St.	51 58	185	A	Southern U.	61 63								
310	A	Mississippi Val.	68 50	350	A	Alcorn	52 53								
347	A	Ark.-Pine Bluff	59 58	139	A	Texas Tech	55 75								
286	H	Jackson St.	76 67	52	A	SFA	55 74								

Non-Div I Games: Huston-Tillotson 72 36 Paul Quinn 83 54

Texas Southern

■ Loss,
 ■ Non-Conf, S Site,
 ■ Home
 ■ Away
 N Neutral

Average RPI Win: 221		WON-LOST	WINNING	LAST 10	STRENGTH OF	OPP. STRENGTH	TEAM	ADJ.	CONF.	ADJ CONF.
Average RPI Loss: 126		RECORD	PCT. RANK	GAMES	SCHEDULE	OF SCHEDULE	RPI	RPI	RPI	RPI
DIV. I ONLY		7- 14	256	0- 1	110	141	181	181	12	12
DIV. I NON-CONF.		3- 7	256	0- 1	91	169	186	186	14	14
TOTALS	RPI 1-25	RPI 26-50		W-L RECORDS		RPI 51-100	RPI 101-150	RPI 150+		
7- 14	0- 0	0- 3		OVERALL		0- 2	0- 5	7- 4		
2- 5	0- 0	0- 0		HOME		0- 0	0- 2	2- 3		
5- 8	0- 0	0- 2		AWAY		0- 2	0- 3	5- 1		
0- 1	0- 0	0- 1		NEUTRAL		0- 0	0- 0	0- 0		
3- 7	0- 0	0- 3		NON-CONFERENCE		0- 0	0- 3	3- 1		
1- 2	0- 0	0- 0		HOME		0- 0	0- 1	1- 1		
2- 4	0- 0	0- 2		AWAY		0- 0	0- 2	2- 0		
0- 1	0- 0	0- 1		NEUTRAL		0- 0	0- 0	0- 0		
4- 7	0- 0	0- 0		CONFERENCE		0- 2	0- 2	4- 3		
1- 3	0- 0	0- 0		HOME		0- 0	0- 1	1- 2		
3- 4	0- 0	0- 0		AWAY		0- 2	0- 1	3- 1		
0- 0	0- 0	0- 0		NEUTRAL		0- 0	0- 0	0- 0		

RPI 1-25				RPI 26-50				RPI 51-100				RPI 101+				Team's RPI: 181	
RPI	S	Opponent	Score	RPI	S	Opponent	Score	RPI	S	Opponent	Score	RPI	S	Opponent	Score		
				33	A	Missouri	50 69	60	A	Little Rock	47 62	111	A	Oklahoma St.	55 66		
				46	N	Saint Mary's (CA)	62 89	88	A	UT Arlington	53 68	138	H	Montana St.	59 67		
				48	A	New Mexico	51 82					142	A	Appalachian St.	56 77		
												142	H	Appalachian St.	49 62		
												144	A	Tulane	61 67		
												155	A	Georgia St.	69 60		
												155	H	Georgia St.	34 57		
												174	A	Arkansas St.	85 62		
												175	H	Oral Roberts	64 81		
												178	H	Nicholls St.	72 67		
												187	A	Coastal Caro.	70 77		
												187	H	Coastal Caro.	73 58		
												267	A	A&M-Corpus Christi	60 53		
												289	A	Ga. Southern	64 52		
												289	H	Ga. Southern	55 65		
												297	A	UTSA	68 60		
LAST 12 Division I GAMES:																	
				144	A	Tulane	61 67	289	H	Ga. Southern	55 65						
				138	H	Montana St.	59 67	155	H	Georgia St.	34 57						
				178	H	Nicholls St.	72 67	174	A	Arkansas St.	85 62						
				187	A	Coastal Caro.	70 77	60	A	Little Rock	47 62						
				142	A	Appalachian St.	56 77	142	H	Appalachian St.	49 62						
				88	A	UT Arlington	53 68	187	H	Coastal Caro.	73 58						

Non-Div I Games: UNKNOWN

92 39

Tex. A&M Int'l

89 25

Texas St.

■ Loss, ■ Non-Conf, S Site, H Home A Away N Neutral

Average RPI Win:	198	WON-LOST	WINNING	LAST 10	STRENGTH OF	OPP. STRENGTH	TEAM	ADJ.	CONF.	ADJ CONF.
Average RPI Loss:	69	RECORD	PCT. RANK	GAMES	SCHEDULE	OF SCHEDULE	RPI	RPI	RPI	RPI
DIV. I ONLY	11- 12	174	1- 0	56	75	139	139	3	3	
DIV. I NON-CONF.	9- 2	43	0- 0	247	281	109	109	3	3	
TOTALS	RPI 1-25	RPI 26-50	W-L RECORDS	RPI 51-100	RPI 101-150	RPI 150+				
11- 12	0- 3	0- 3	OVERALL	1- 3	2- 1	8- 2				
10- 5	0- 1	0- 2	HOME	1- 2	2- 0	7- 0				
1- 7	0- 2	0- 1	AWAY	0- 1	0- 1	1- 2				
0- 0	0- 0	0- 0	NEUTRAL	0- 0	0- 0	0- 0				
9- 2	0- 0	0- 0	NON-CONFERENCE	1- 1	0- 0	8- 1				
8- 1	0- 0	0- 0	HOME	1- 1	0- 0	7- 0				
1- 1	0- 0	0- 0	AWAY	0- 0	0- 0	1- 1				
0- 0	0- 0	0- 0	NEUTRAL	0- 0	0- 0	0- 0				
2- 10	0- 3	0- 3	CONFERENCE	0- 2	2- 1	0- 1				
2- 4	0- 1	0- 2	HOME	0- 1	2- 0	0- 0				
0- 6	0- 2	0- 1	AWAY	0- 1	0- 1	0- 1				
0- 0	0- 0	0- 0	NEUTRAL	0- 0	0- 0	0- 0				

RPI	S	Opponent	Score	RPI	S	Opponent	Score	RPI	S	Opponent	Score	RPI	S	Opponent	Score	Team's RPI: 139
2	A	Baylor	37 96	28	H	Texas	71 78	52	H	SFA	77 69	111	A	Oklahoma St.	57 65	
2	H	Baylor	56 73	43	A	TCU	70 78	54	H	Kansas St.	62 66	111	H	Oklahoma St.	90 78	
10	A	Iowa St.	66 105	43	H	TCU	63 70	70	A	West Virginia	65 68	118	H	Kansas	69 66	
								89	H	Idaho	77 88	162	A	Oklahoma	61 66	
												167	H	Abilene Christian	105 54	
												185	H	Southern U.	76 58	
												202	H	Jacksonville St.	71 58	
												209	A	Florida	67 72	
												211	H	Texas Southern	75 55	
												233	A	Nevada	86 67	
												267	H	A&M-Corpus Christi	78 61	
												296	H	La.-Monroe	86 42	
												333	H	Houston Baptist	82 76	
LAST 12 Division I GAMES:																
111	H	Oklahoma St.	90 78	54	H	Kansas St.	62 66									
43	H	TCU	63 70	43	A	TCU	70 78									
2	A	Baylor	37 96	111	A	Oklahoma St.	57 65									
10	A	Iowa St.	66 105	118	H	Kansas	69 66									
28	H	Texas	71 78	2	H	Baylor	56 73									
70	A	West Virginia	65 68	162	A	Oklahoma	61 66									

Non-Div I Games:

Texas Tech

■ Loss,
 ■ Non-Conf, S Site,
 ■ Home
 ■ Away
 N Neutral

Average RPI Win:	212	WON-LOST	WINNING	LAST 10	STRENGTH OF	OPP. STRENGTH	TEAM	ADJ.	CONF.	ADJ CONF.
Average RPI Loss:	71	RECORD	PCT. RANK	GAMES	SCHEDULE	OF SCHEDULE	RPI	RPI	RPI	RPI
DIV. I ONLY	14- 7	81	1- 0	142	108	87	87	7	7	
DIV. I NON-CONF.	8- 3	72	0- 0	178	182	79	79	8	8	
TOTALS	RPI 1-25	RPI 26-50	W-L RECORDS	RPI 51-100	RPI 101-150	RPI 150+				
14- 7	0- 2	1- 0	OVERALL	1- 3	1- 2	11- 0				
8- 2	0- 1	1- 0	HOME	0- 1	1- 0	6- 0				
6- 5	0- 1	0- 0	AWAY	1- 2	0- 2	5- 0				
0- 0	0- 0	0- 0	NEUTRAL	0- 0	0- 0	0- 0				
8- 3	0- 1	0- 0	NON-CONFERENCE	1- 1	1- 1	6- 0				
4- 1	0- 1	0- 0	HOME	0- 0	1- 0	3- 0				
4- 2	0- 0	0- 0	AWAY	1- 1	0- 1	3- 0				
0- 0	0- 0	0- 0	NEUTRAL	0- 0	0- 0	0- 0				
6- 4	0- 1	1- 0	CONFERENCE	0- 2	0- 1	5- 0				
4- 1	0- 0	1- 0	HOME	0- 1	0- 0	3- 0				
2- 3	0- 1	0- 0	AWAY	0- 1	0- 1	2- 0				
0- 0	0- 0	0- 0	NEUTRAL	0- 0	0- 0	0- 0				

RPI 1-25				RPI 26-50				RPI 51-100				Team's RPI: 87	RPI 101+			
RPI	S	Opponent	Score	RPI	S	Opponent	Score	RPI	S	Opponent	Score		RPI	S	Opponent	Score
1	H	Notre Dame	56 72	27	H	Central Mich.	62 59	62	A	Miami (OH)	64 65		114	A	Dayton	49 70
25	A	Buffalo	63 73					64	A	Belmont	78 69		135	A	Akron	64 70
								75	A	Maine	59 73		150	H	Duquesne	65 52
								85	H	Kent St.	47 58		159	H	Stony Brook	80 48
													182	H	Ball St.	65 58
													183	H	Eastern Mich.	63 43
													229	A	Memphis	58 48
													231	A	Bowling Green	79 65
													231	H	Bowling Green	76 56
													269	A	Cleveland St.	65 60
													284	A	Western Mich.	80 57
													292	A	Valparaiso	65 59
													331	H	Iona	84 38
													339	H	Detroit Mercy	77 60
LAST 12 Division I GAMES:																
183	H	Eastern Mich.	63 43	284	A	Western Mich.	80 57									
25	A	Buffalo	63 73	85	H	Kent St.	47 58									
231	H	Bowling Green	76 56	62	A	Miami (OH)	64 65									
135	A	Akron	64 70	182	H	Ball St.	65 58									
27	H	Central Mich.	62 59	339	H	Detroit Mercy	77 60									
231	A	Bowling Green	79 65	159	H	Stony Brook	80 48									

Non-Div I Games:

Toledo

■ Loss,
 ■ Non-Conf, S Site,
 ■ Home
 ■ Away
 N Neutral

Average RPI Win: 220	WON-LOST	WINNING	LAST 10	STRENGTH OF	OPP. STRENGTH	TEAM	ADJ.	CONF.	ADJ CONF.
Average RPI Loss: 116	RECORD	PCT. RANK	GAMES	SCHEDULE	OF SCHEDULE	RPI	RPI	RPI	RPI
DIV. I ONLY	13- 9	123	0- 1	203	118	116	116	10	10
DIV. I NON-CONF.	6- 5	143	0- 0	292	142	163	163	10	10
<hr/>									
TOTALS	RPI 1-25	RPI 26-50	W-L RECORDS	RPI 51-100	RPI 101-150	RPI 150+			
13- 9	0- 1	0- 1	OVERALL	2- 2	0- 2	11- 3			
6- 1	0- 0	0- 0	HOME	1- 0	0- 0	5- 1			
7- 8	0- 1	0- 1	AWAY	1- 2	0- 2	6- 2			
0- 0	0- 0	0- 0	NEUTRAL	0- 0	0- 0	0- 0			
6- 5	0- 1	0- 0	NON-CONFERENCE	0- 1	0- 1	6- 2			
3- 0	0- 0	0- 0	HOME	0- 0	0- 0	3- 0			
3- 5	0- 1	0- 0	AWAY	0- 1	0- 1	3- 2			
0- 0	0- 0	0- 0	NEUTRAL	0- 0	0- 0	0- 0			
7- 4	0- 0	0- 1	CONFERENCE	2- 1	0- 1	5- 1			
3- 1	0- 0	0- 0	HOME	1- 0	0- 0	2- 1			
4- 3	0- 0	0- 1	AWAY	1- 1	0- 1	3- 0			
0- 0	0- 0	0- 0	NEUTRAL	0- 0	0- 0	0- 0			

RPI 1-25				RPI 26-50				RPI 51-100				RPI 101+ Team's RPI: 116			
RPI	S	Opponent	Score	RPI	S	Opponent	Score	RPI	S	Opponent	Score	RPI	S	Opponent	Score
9	A	Syracuse	55 98	35	A	James Madison	59 71	70	A	West Virginia	43 90	103	A	UNCW	73 77
								77	A	Drexel	55 54	119	A	Wake Forest	53 60
								78	A	Northeastern	68 77	152	A	Delaware	56 48
								78	H	Northeastern	88 83	163	H	William & Mary	69 80
												190	H	Elon	59 58
												196	H	Massachusetts	78 53
												208	A	George Washington	63 76
												226	A	Marshall	76 69
												254	A	Hofstra	68 56
												254	H	Hofstra	92 68
												255	A	Saint Joseph's	73 52
												263	A	Mt. St. Mary's	78 87
												285	H	La Salle	92 68
												291	A	Col. of Charleston	77 61
												300	A	UMBC	71 62
												308	H	Loyola Maryland	62 57
<hr/>															
LAST 12 Division I GAMES:															
				78	A	Northeastern	68 77	291	A	Col. of Charleston	77 61				
				254	A	Hofstra	68 56	254	H	Hofstra	92 68				
				35	A	James Madison	59 71	78	H	Northeastern	88 83				
				163	H	William & Mary	69 80	152	A	Delaware	56 48				
				190	H	Elon	59 58	77	A	Drexel	55 54				
				103	A	UNCW	73 77	226	A	Marshall	76 69				

Non-Div I Games:

Towson

Average RPI Win:	220	WON-LOST	WINNING	LAST 10	STRENGTH OF	OPP. STRENGTH	TEAM	ADJ.	CONF.	ADJ CONF.
Average RPI Loss:	79	RECORD	PCT. RANK	GAMES	SCHEDULE	OF SCHEDULE	RPI	RPI	RPI	RPI
DIV. I ONLY	16- 5	41	1- 0	229	123	79	79	12	12	
DIV. I NON-CONF.	8- 2	52	0- 0	294	150	107	107	14	14	
TOTALS	RPI 1-25	RPI 26-50	W-L RECORDS	RPI 51-100	RPI 101-150	RPI 150+				
16- 5	0- 1	0- 0	OVERALL	1- 2	1- 1	14- 1				
7- 1	0- 0	0- 0	HOME	1- 1	0- 0	6- 0				
7- 4	0- 1	0- 0	AWAY	0- 1	1- 1	6- 1				
2- 0	0- 0	0- 0	NEUTRAL	0- 0	0- 0	2- 0				
8- 2	0- 1	0- 0	NON-CONFERENCE	0- 1	0- 0	8- 0				
3- 1	0- 0	0- 0	HOME	0- 1	0- 0	3- 0				
3- 1	0- 1	0- 0	AWAY	0- 0	0- 0	3- 0				
2- 0	0- 0	0- 0	NEUTRAL	0- 0	0- 0	2- 0				
8- 3	0- 0	0- 0	CONFERENCE	1- 1	1- 1	6- 1				
4- 0	0- 0	0- 0	HOME	1- 0	0- 0	3- 0				
4- 3	0- 0	0- 0	AWAY	0- 1	1- 1	3- 1				
0- 0	0- 0	0- 0	NEUTRAL	0- 0	0- 0	0- 0				

RPI 1-25				RPI 26-50				RPI 51-100				Team's RPI: 79		RPI 101+			
RPI	S	Opponent	Score	RPI	S	Opponent	Score	RPI	S	Opponent	Score			RPI	S	Opponent	Score
16	A	Florida St.	67 103					55	H	Middle Tenn.	64 67			110	A	South Alabama	77 80
								60	A	Little Rock	72 76			142	A	Appalachian St.	83 72
								60	H	Little Rock	71 66			155	A	Georgia St.	80 84
														174	A	Arkansas St.	100 89
														174	H	Arkansas St.	87 79
														187	A	Coastal Caro.	82 81
														189	N	Sam Houston St.	84 79
														194	A	Ole Miss	71 54
														202	A	Jacksonville St.	89 63
														242	A	ETSU	84 66
														250	H	Alabama St.	116 46
														253	H	Louisiana	90 64
														268	H	Samford	72 52
														289	A	Ga. Southern	97 81
														290	H	Tennessee St.	92 67
														296	H	La.-Monroe	78 56
														310	N	Mississippi Val.	75 54
LAST 12 Division I GAMES:																	
174	A	Arkansas St.	100 89	289	A	Ga. Southern	97 81										
60	A	Little Rock	72 76	174	H	Arkansas St.	87 79										
110	A	South Alabama	77 80	60	H	Little Rock	71 66										
253	H	Louisiana	90 64	142	A	Appalachian St.	83 72										
296	H	La.-Monroe	78 56	187	A	Coastal Caro.	82 81										
155	A	Georgia St.	80 84	202	A	Jacksonville St.	89 63										

Non-Div I Games: Talladega 91 70

Troy

Tulane

Through Games Of Feb. 12, 2019

Average RPI Win:	194	WON-LOST	WINNING	LAST 10	STRENGTH OF	OPP. STRENGTH	TEAM	ADJ.	CONF.	ADJ CONF.
Average RPI Loss:	127	RECORD	PCT. RANK	GAMES	SCHEDULE	OF SCHEDULE	RPI	RPI	RPI	RPI
DIV. I ONLY	14- 9	114	1- 0	207	90	144	144	9	9	
DIV. I NON-CONF.	10- 3	59	1- 0	234	62	94	94	9	9	
TOTALS	RPI 1-25	RPI 26-50	W-L RECORDS	RPI 51-100	RPI 101-150	RPI 150+				
14- 9	0- 1	1- 1	OVERALL	1- 1	1- 4	11- 2				
7- 4	0- 1	0- 0	HOME	0- 1	1- 1	6- 1				
4- 4	0- 0	0- 0	AWAY	1- 0	0- 3	3- 1				
3- 1	0- 0	1- 1	NEUTRAL	0- 0	0- 0	2- 0				
10- 3	0- 0	1- 1	NON-CONFERENCE	1- 1	1- 1	7- 0				
6- 1	0- 0	0- 0	HOME	0- 1	1- 0	5- 0				
1- 1	0- 0	0- 0	AWAY	1- 0	0- 1	0- 0				
3- 1	0- 0	1- 1	NEUTRAL	0- 0	0- 0	2- 0				
4- 6	0- 1	0- 0	CONFERENCE	0- 0	0- 3	4- 2				
1- 3	0- 1	0- 0	HOME	0- 0	0- 1	1- 1				
3- 3	0- 0	0- 0	AWAY	0- 0	0- 2	3- 1				
0- 0	0- 0	0- 0	NEUTRAL	0- 0	0- 0	0- 0				

RPI 1-25				RPI 26-50				RPI 51-100				RPI 101+ Team's RPI: 144			
RPI	S	Opponent	Score	RPI	S	Opponent	Score	RPI	S	Opponent	Score	RPI	S	Opponent	Score
6	H	UConn	33 75	27	N	Central Mich.	68 57	56	A	LSU	56 54	131	A	Alabama	58 69
				36	N	California	57 65	71	H	Old Dominion	48 56	146	H	Washington	63 51
												148	A	South Fla.	46 73
												148	H	South Fla.	45 50
												149	A	Tulsa	67 72
												170	A	Temple	66 57
												178	H	Nicholls St.	71 46
												181	H	Texas St.	67 61
												192	H	Southern Miss.	71 54
												203	A	East Carolina	61 63
												203	H	East Carolina	68 57
												206	A	SMU	61 43
												211	H	Texas Southern	62 56
												229	A	Memphis	62 61
												248	H	Wichita St.	44 62
												269	N	Cleveland St.	81 72
												294	H	Fla. Atlantic	88 45
												349	N	Florida A&M	78 34
LAST 12 Division I GAMES:															
181	H	Texas St.	67 61	148	A	South Fla.	46 73	6	H	UConn	33 75				
149	A	Tulsa	67 72	206	A	SMU	61 43	170	A	Temple	66 57				
148	H	South Fla.	45 50	203	H	East Carolina	68 57								
203	A	East Carolina	61 63	248	H	Wichita St.	44 62	349	N	Florida A&M	78 34				
229	A	Memphis	62 61												

Non-Div I Games:

Tulane

■ Loss,
■ Non-Conf,
■ S Site,
■ H Home
■ A Away
N Neutral

Average RPI Win:	197	WON-LOST	WINNING	LAST 10	STRENGTH OF	OPP. STRENGTH	TEAM	ADJ.	CONF.	ADJ CONF.
Average RPI Loss:	95	RECORD	PCT. RANK	GAMES	SCHEDULE	OF SCHEDULE	RPI	RPI	RPI	RPI
DIV. I ONLY	11- 12	174	0- 1	87	94	149	149	9	9	
DIV. I NON-CONF.	6- 7	172	0- 1	66	71	125	125	9	9	
TOTALS	RPI 1-25	RPI 26-50	W-L RECORDS	RPI 51-100	RPI 101-150	RPI 150+				
11- 12	0- 2	0- 0	OVERALL	0- 6	2- 1	9- 3				
8- 4	0- 0	0- 0	HOME	0- 3	1- 0	7- 1				
2- 8	0- 2	0- 0	AWAY	0- 3	0- 1	2- 2				
1- 0	0- 0	0- 0	NEUTRAL	0- 0	1- 0	0- 0				
6- 7	0- 1	0- 0	NON-CONFERENCE	0- 5	1- 0	5- 1				
4- 2	0- 0	0- 0	HOME	0- 2	0- 0	4- 0				
1- 5	0- 1	0- 0	AWAY	0- 3	0- 0	1- 1				
1- 0	0- 0	0- 0	NEUTRAL	0- 0	1- 0	0- 0				
5- 5	0- 1	0- 0	CONFERENCE	0- 1	1- 1	4- 2				
4- 2	0- 0	0- 0	HOME	0- 1	1- 0	3- 1				
1- 3	0- 1	0- 0	AWAY	0- 0	0- 1	1- 1				
0- 0	0- 0	0- 0	NEUTRAL	0- 0	0- 0	0- 0				

RPI 1-25				RPI 26-50				RPI 51-100				RPI 101+ Team's RPI: 149			
RPI	S	Opponent	Score	RPI	S	Opponent	Score	RPI	S	Opponent	Score	RPI	S	Opponent	Score
14	A	UCF	44 60					52	A	SFA	34 76	101	A	Houston	44 76
18	A	Arizona St.	52 70					60	H	Little Rock	53 63	131	N	Alabama	80 73
								64	A	Belmont	53 78	144	H	Tulane	72 67
								82	H	Arkansas	59 61	167	H	Abilene Christian	75 63
								86	H	Cincinnati	50 70	170	H	Temple	61 75
								95	A	American	52 68	174	A	Arkansas St.	60 73
												175	A	Oral Roberts	76 68
												195	H	Saint Louis	86 75
												203	A	East Carolina	75 55
												205	H	Stetson	55 54
												206	H	SMU	49 35
												229	A	Memphis	56 59
												229	H	Memphis	46 39
												248	H	Wichita St.	63 49
												265	H	UTEP	66 45
LAST 12 Division I GAMES:															
18	A	Arizona St.	52 70	86	H	Cincinnati	50 70	14	A	UCF	44 60				
144	H	Tulane	72 67	203	A	East Carolina	75 55	229	H	Memphis	46 39				
206	H	SMU	49 35	248	H	Wichita St.	63 49	265	H	UTEP	66 45				
229	A	Memphis	56 59												
170	H	Temple	61 75												
101	A	Houston	44 76												

Non-Div I Games:

Tulsa

■ Loss,
 ■ Non-Conf, S Site,
 ■ Home
 ■ Away
 N Neutral

Average RPI Win:	244	WON-LOST	WINNING	LAST 10	STRENGTH OF	OPP. STRENGTH	TEAM	ADJ.	CONF.	ADJ CONF.
Average RPI Loss:	91	RECORD	PCT. RANK	GAMES	SCHEDULE	OF SCHEDULE	RPI	RPI	RPI	RPI
DIV. I ONLY	18- 5	32	0- 1	310	170	125	125	14	14	
DIV. I NON-CONF.	11- 1	13	0- 1	340	261	129	129	18	18	
TOTALS	RPI 1-25	RPI 26-50	W-L RECORDS	RPI 51-100	RPI 101-150	RPI 150+				
18- 5	0- 0	0- 1	OVERALL	2- 2	1- 0	15- 2				
7- 2	0- 0	0- 1	HOME	0- 0	1- 0	6- 1				
9- 2	0- 0	0- 0	AWAY	2- 1	0- 0	7- 1				
2- 1	0- 0	0- 0	NEUTRAL	0- 1	0- 0	2- 0				
11- 1	0- 0	0- 0	NON-CONFERENCE	1- 1	1- 0	9- 0				
5- 0	0- 0	0- 0	HOME	0- 0	1- 0	4- 0				
4- 0	0- 0	0- 0	AWAY	1- 0	0- 0	3- 0				
2- 1	0- 0	0- 0	NEUTRAL	0- 1	0- 0	2- 0				
7- 4	0- 0	0- 1	CONFERENCE	1- 1	0- 0	6- 2				
2- 2	0- 0	0- 1	HOME	0- 0	0- 0	2- 1				
5- 2	0- 0	0- 0	AWAY	1- 1	0- 0	4- 1				
0- 0	0- 0	0- 0	NEUTRAL	0- 0	0- 0	0- 0				

RPI S	Opponent	Score	RPI S	Opponent	Score	RPI S	Opponent	Score	RPI S	Opponent	Score	Team's RPI: 125
			31	H Rice	43 55	55	A Middle Tenn.	44 60	142	H Appalachian St.	80 61	
						61	N Tennessee	69 73	153	A Charlotte	56 60	
						71	A Old Dominion	69 61	154	H Louisiana Tech	68 73	
						72	A FGCU	62 60	162	N Oklahoma	89 84	
									171	H North Texas	70 60	
									192	H Southern Miss.	71 60	
									229	H Memphis	85 54	
									250	A Alabama St.	62 47	
									265	A UTEP	74 48	
									268	A Samford	66 41	
									294	A Fla. Atlantic	89 64	
									297	A UTSA	59 42	
									302	H Alabama A&M	82 47	
									325	A FIU	83 59	
									326	N Coppin St.	86 61	
									330	H McNeese	91 48	
									348	A Chicago St.	90 45	
									350	H Alcorn	80 53	
LAST 12 Division I GAMES:												
			61	N Tennessee	69 73	297	A UTSA	59 42				
			153	A Charlotte	56 60	265	A UTEP	74 48				
			71	A Old Dominion	69 61	192	H Southern Miss.	71 60				
			55	A Middle Tenn.	44 60	154	H Louisiana Tech	68 73				
			31	H Rice	43 55	325	A FIU	83 59				
			171	H North Texas	70 60	294	A Fla. Atlantic	89 64				

Non-Div I Games: Ala.-Huntsville 83 58

UAB

■ Loss,
 ■ Non-Conf,
 ■ S Site,
 ■ H Home
 ■ A Away
 N Neutral

Average RPI Win:	218	WON-LOST	WINNING	LAST 10	STRENGTH OF	OPP. STRENGTH	TEAM	ADJ.	CONF.	ADJ CONF.
Average RPI Loss:	122	RECORD	PCT. RANK	GAMES	SCHEDULE	OF SCHEDULE	RPI	RPI	RPI	RPI
DIV. I ONLY	16- 6	59	0- 1	231	142	92	92	21	21	
DIV. I NON-CONF.	7- 5	132	0- 1	227	52	123	123	20	20	
TOTALS	RPI 1-25	RPI 26-50	W-L RECORDS	RPI 51-100	RPI 101-150	RPI 150+				
16- 6	0- 1	1- 0	OVERALL	0- 2	1- 1	14- 2				
7- 1	0- 0	1- 0	HOME	0- 1	0- 0	6- 0				
8- 5	0- 1	0- 0	AWAY	0- 1	1- 1	7- 2				
1- 0	0- 0	0- 0	NEUTRAL	0- 0	0- 0	1- 0				
7- 5	0- 1	1- 0	NON-CONFERENCE	0- 2	1- 1	5- 1				
3- 1	0- 0	1- 0	HOME	0- 1	0- 0	2- 0				
3- 4	0- 1	0- 0	AWAY	0- 1	1- 1	2- 1				
1- 0	0- 0	0- 0	NEUTRAL	0- 0	0- 0	1- 0				
9- 1	0- 0	0- 0	CONFERENCE	0- 0	0- 0	9- 1				
4- 0	0- 0	0- 0	HOME	0- 0	0- 0	4- 0				
5- 1	0- 0	0- 0	AWAY	0- 0	0- 0	5- 1				
0- 0	0- 0	0- 0	NEUTRAL	0- 0	0- 0	0- 0				

RPI 1-25				RPI 26-50				RPI 51-100				Team's RPI: 92	RPI 101+			
RPI	S	Opponent	Score	RPI	S	Opponent	Score	RPI	S	Opponent	Score		RPI	S	Opponent	Score
5	A	Stanford	43 71	46	H	Saint Mary's (CA)	76 74	81	H	Pacific	80 83		122	A	Washington St.	75 62
								100	A	Loyola Marymount	53 60		140	A	Portland St.	50 65
													158	A	CSUN	60 49
													158	H	CSUN	70 54
													164	A	Montana	56 62
													165	A	UC Riverside	67 59
													168	H	UC Irvine	80 57
													232	A	Sacramento St.	109 60
													233	N	Nevada	84 68
													241	A	San Francisco	70 68
													243	A	Hawaii	60 65
													246	A	Cal St. Fullerton	75 39
													246	H	Cal St. Fullerton	75 51
													259	H	Long Beach St.	70 50
													271	H	Southern Utah	68 45
													293	A	UC Santa Barbara	70 44
													314	A	Cal Poly	85 61
													342	H	Seattle U	76 59
LAST 12 Division I GAMES:																
164	A	Montana	56 62	158	A	CSUN	60 49									
314	A	Cal Poly	85 61	168	H	UC Irvine	80 57									
293	A	UC Santa Barbara	70 44	246	H	Cal St. Fullerton	75 51									
158	H	CSUN	70 54	243	A	Hawaii	60 65									
259	H	Long Beach St.	70 50	165	A	UC Riverside	67 59									
246	A	Cal St. Fullerton	75 39	46	H	Saint Mary's (CA)	76 74									

Non-Div I Games: Dominican (CA) 92 42

UC Davis

■ Loss,
 ■ Non-Conf,
 ■ S Site,
 ■ Home
 ■ A Away
 N Neutral

Average RPI Win:	255	WON-LOST	WINNING	LAST 10	STRENGTH OF	OPP. STRENGTH	TEAM	ADJ.	CONF.	ADJ CONF.
Average RPI Loss:	142	RECORD	PCT. RANK	GAMES	SCHEDULE	OF SCHEDULE	RPI	RPI	RPI	RPI
DIV. I ONLY	14- 5	58	1- 0	329	218	168	168	21	21	
DIV. I NON-CONF.	9- 2	43	0- 0	322	217	145	145	20	20	
TOTALS	RPI 1-25	RPI 26-50	W-L RECORDS	RPI 51-100	RPI 101-150	RPI 150+				
14- 5	0- 1	0- 0	OVERALL	0- 1	1- 0	13- 3				
8- 2	0- 0	0- 0	HOME	0- 0	0- 0	8- 2				
4- 3	0- 1	0- 0	AWAY	0- 1	1- 0	3- 1				
2- 0	0- 0	0- 0	NEUTRAL	0- 0	0- 0	2- 0				
9- 2	0- 1	0- 0	NON-CONFERENCE	0- 0	1- 0	8- 1				
4- 1	0- 0	0- 0	HOME	0- 0	0- 0	4- 1				
3- 1	0- 1	0- 0	AWAY	0- 0	1- 0	2- 0				
2- 0	0- 0	0- 0	NEUTRAL	0- 0	0- 0	2- 0				
5- 3	0- 0	0- 0	CONFERENCE	0- 1	0- 0	5- 2				
4- 1	0- 0	0- 0	HOME	0- 0	0- 0	4- 1				
1- 2	0- 0	0- 0	AWAY	0- 1	0- 0	1- 1				
0- 0	0- 0	0- 0	NEUTRAL	0- 0	0- 0	0- 0				

RPI 1-25				RPI 26-50				RPI 51-100				RPI 101+ Team's RPI: 168			
RPI	S	Opponent	Score	RPI	S	Opponent	Score	RPI	S	Opponent	Score	RPI	S	Opponent	Score
4	A	Oregon	69 115					92	A	UC Davis	57 80	140	A	Portland St.	73 68
												158	H	CSUN	65 61
												161	A	Portland	84 69
												165	A	UC Riverside	72 88
												173	N	Indiana St.	77 61
												204	H	San Diego St.	70 78
												216	H	UNLV	57 55
												243	H	Hawaii	68 70
												246	H	Cal St. Fullerton	65 61
												271	H	Southern Utah	75 58
												274	H	CSU Bakersfield	85 78
												293	H	UC Santa Barbara	74 68
												314	A	Cal Poly	75 59
												314	H	Cal Poly	73 57
												323	A	San Jose St.	74 66
												342	H	Seattle U	65 60
												351	N	LIU Brooklyn	84 71
LAST 12 Division I GAMES:															
246	H	Cal St. Fullerton	65 61	158	H	CSUN	65 61								
243	H	Hawaii	68 70	314	A	Cal Poly	75 59								
293	H	UC Santa Barbara	74 68	342	H	Seattle U	65 60								
314	H	Cal Poly	73 57	4	A	Oregon	69 115								
92	A	UC Davis	57 80	140	A	Portland St.	73 68								
165	A	UC Riverside	72 88	161	A	Portland	84 69								

Non-Div I Games: LIFE Pacific 105 31

UC Irvine

UC Riverside

Through Games Of Feb. 12, 2019

Average RPI Win:	238	WON-LOST	WINNING	LAST 10	STRENGTH OF	OPP. STRENGTH	TEAM	ADJ.	CONF.	ADJ CONF.
Average RPI Loss:	133	RECORD	PCT. RANK	GAMES	SCHEDULE	OF SCHEDULE	RPI	RPI	RPI	RPI
DIV. I ONLY	11- 11	163	1- 0	166	202	165	165	21	21	
DIV. I NON-CONF.	6- 8	199	1- 0	135	174	161	161	20	20	
TOTALS	RPI 1-25	RPI 26-50	W-L RECORDS	RPI 51-100	RPI 101-150	RPI 150+				
11- 11	0- 2	0- 2	OVERALL	0- 1	0- 1	11- 5				
6- 2	0- 0	0- 0	HOME	0- 1	0- 0	6- 1				
4- 6	0- 0	0- 2	AWAY	0- 0	0- 1	4- 3				
1- 3	0- 2	0- 0	NEUTRAL	0- 0	0- 0	1- 1				
6- 8	0- 2	0- 2	NON-CONFERENCE	0- 0	0- 1	6- 3				
3- 0	0- 0	0- 0	HOME	0- 0	0- 0	3- 0				
2- 5	0- 0	0- 2	AWAY	0- 0	0- 1	2- 2				
1- 3	0- 2	0- 0	NEUTRAL	0- 0	0- 0	1- 1				
5- 3	0- 0	0- 0	CONFERENCE	0- 1	0- 0	5- 2				
3- 2	0- 0	0- 0	HOME	0- 1	0- 0	3- 1				
2- 1	0- 0	0- 0	AWAY	0- 0	0- 0	2- 1				
0- 0	0- 0	0- 0	NEUTRAL	0- 0	0- 0	0- 0				

RPI 1-25				RPI 26-50				RPI 51-100				RPI 101+ Team's RPI: 165			
RPI	S	Opponent	Score	RPI	S	Opponent	Score	RPI	S	Opponent	Score	RPI	S	Opponent	Score
4	N	Oregon	44 94	37	A	BYU	70 72	92	H	UC Davis	59 67	111	A	Oklahoma St.	51 76
21	N	Texas A&M	63 70	49	A	Southern California	55 73					158	A	CSUN	56 69
												166	H	New Mexico St.	65 64
												168	H	UC Irvine	88 72
												187	H	Coastal Caro.	62 43
												193	N	Milwaukee	54 56
												197	N	Eastern Wash.	57 45
												243	A	Hawaii	60 55
												246	H	Cal St. Fullerton	62 59
												259	A	Long Beach St.	73 59
												259	H	Long Beach St.	45 63
												262	A	California Baptist	57 65
												271	H	Southern Utah	56 50
												274	A	CSU Bakersfield	79 67
												281	A	Utah Valley	53 56
												293	H	UC Santa Barbara	73 60
												317	A	Weber St.	71 39
LAST 12 Division I GAMES:															
271	H	Southern Utah	56 50	168	H	UC Irvine	88 72								
246	H	Cal St. Fullerton	62 59	259	H	Long Beach St.	45 63								
293	H	UC Santa Barbara	73 60	92	H	UC Davis	59 67								
243	A	Hawaii	60 55	274	A	CSU Bakersfield	79 67								
259	A	Long Beach St.	73 59	166	H	New Mexico St.	65 64								
158	A	CSUN	56 69	281	A	Utah Valley	53 56								

Non-Div I Games:

UC Riverside

■ Loss,
 ■ Non-Conf,
 ■ S Site,
 ■ Home
 ■ A Away
 N Neutral

RPI 1-25				RPI 26-50				RPI 51-100				RPI 101+ Team's RPI: 293			
RPI	S	Opponent	Score	RPI	S	Opponent	Score	RPI	S	Opponent	Score	RPI	S	Opponent	Score
				36	A	California	45 69	81	A	Pacific	53 69	158	A	CSUN	65 73
				46	H	Saint Mary's (CA)	55 80	92	H	UC Davis	44 70	158	H	CSUN	61 60
				49	A	Southern California	39 82	100	H	Loyola Marymount	57 70	165	A	UC Riverside	60 73
												166	H	New Mexico St.	73 81
												168	A	UC Irvine	68 74
												200	N	Dartmouth	62 56
												204	A	San Diego St.	63 58
												216	A	UNLV	51 69
												243	H	Hawaii	35 47
												246	H	Cal St. Fullerton	52 59
												259	H	Long Beach St.	60 54
												262	H	California Baptist	64 76
												274	H	CSU Bakersfield	48 56
												281	A	Utah Valley	54 63
												314	A	Cal Poly	67 75
												338	H	Grand Canyon	66 55
LAST 12 Division I GAMES:															
				200	N	Dartmouth	62 56	246	H	Cal St. Fullerton	52 59				
				158	H	CSUN	61 60	259	H	Long Beach St.	60 54				
				92	H	UC Davis	44 70	314	A	Cal Poly	67 75				
				165	A	UC Riverside	60 73	158	A	CSUN	65 73				
				168	A	UC Irvine	68 74	166	H	New Mexico St.	73 81				
				243	H	Hawaii	35 47	204	A	San Diego St.	63 58				

Page 302

Average RPI Win:	154	WON-LOST	WINNING	LAST 10	STRENGTH OF	OPP. STRENGTH	TEAM	ADJ.	CONF.	ADJ CONF.
Average RPI Loss:	14	RECORD	PCT. RANK	GAMES	SCHEDULE	OF SCHEDULE	RPI	RPI	RPI	RPI
DIV. I ONLY	20- 3	12	1- 0	69	68	14	14	9	9	
DIV. I NON-CONF.	11- 2	32	0- 0	65	27	16	16	9	9	
TOTALS	RPI 1-25	RPI 26-50	W-L RECORDS	RPI 51-100	RPI 101-150	RPI 150+				
20- 3	0- 2	1- 1	OVERALL	3- 0	7- 0	9- 0				
9- 0	0- 0	1- 0	HOME	2- 0	4- 0	2- 0				
10- 2	0- 1	0- 1	AWAY	1- 0	3- 0	6- 0				
1- 1	0- 1	0- 0	NEUTRAL	0- 0	0- 0	1- 0				
11- 2	0- 1	1- 1	NON-CONFERENCE	2- 0	3- 0	5- 0				
4- 0	0- 0	1- 0	HOME	1- 0	1- 0	1- 0				
6- 1	0- 0	0- 1	AWAY	1- 0	2- 0	3- 0				
1- 1	0- 1	0- 0	NEUTRAL	0- 0	0- 0	1- 0				
9- 1	0- 1	0- 0	CONFERENCE	1- 0	4- 0	4- 0				
5- 0	0- 0	0- 0	HOME	1- 0	3- 0	1- 0				
4- 1	0- 1	0- 0	AWAY	0- 0	1- 0	3- 0				
0- 0	0- 0	0- 0	NEUTRAL	0- 0	0- 0	0- 0				

RPI	S	Opponent	Score	RPI	S	Opponent	Score	RPI	S	Opponent	Score	RPI	S	Opponent	Score
6	A	UConn	57 93	27	A	Central Mich.	68 75	65	A	Quinnipiac	47 45	101	H	Houston	58 56
9	N	Syracuse	52 57	41	H	Villanova	71 56	81	H	Pacific	64 57	127	A	Pittsburgh	61 58
								86	H	Cincinnati	56 55	141	H	Chattanooga	75 37
												148	A	South Fla.	62 49
												148	H	South Fla.	66 63
												149	H	Tulsa	60 44
												150	A	Duquesne	71 63
												152	A	Delaware	71 60
												157	A	Mercer	76 42
												203	A	East Carolina	61 58
												205	A	Stetson	78 55
												206	A	SMU	66 54
												206	H	SMU	55 43
												229	A	Memphis	68 55
												237	N	Liberty	53 45
												256	H	Richmond	70 48
LAST 12 Division I GAMES:															
206	A	SMU	66 54	149	H	Tulsa	60 44								
148	H	South Fla.	66 63	86	H	Cincinnati	56 55								
101	H	Houston	58 56	148	A	South Fla.	62 49								
6	A	UConn	57 93	229	A	Memphis	68 55								
203	A	East Carolina	61 58	65	A	Quinnipiac	47 45								
206	H	SMU	55 43	9	N	Syracuse	52 57								

Non-Div I Games:

UCF

Average RPI Win:	117	WON-LOST	WINNING	LAST 10	STRENGTH OF	OPP. STRENGTH	TEAM	ADJ.	CONF.	ADJ CONF.
Average RPI Loss:	47	RECORD	PCT. RANK	GAMES	SCHEDULE	OF SCHEDULE	RPI	RPI	RPI	RPI
DIV. I ONLY	15- 9	106	1- 0	22	18	38	38	2	2	
DIV. I NON-CONF.	7- 5	132	0- 0	57	50	101	101	2	2	
TOTALS	RPI 1-25	RPI 26-50	W-L RECORDS	RPI 51-100	RPI 101-150	RPI 150+				
15- 9	1- 3	3- 4	OVERALL	2- 1	7- 1	2- 0				
8- 4	0- 1	1- 3	HOME	0- 0	6- 0	1- 0				
7- 2	1- 1	2- 0	AWAY	2- 1	1- 0	1- 0				
0- 3	0- 1	0- 1	NEUTRAL	0- 0	0- 1	0- 0				
7- 5	0- 1	1- 2	NON-CONFERENCE	0- 1	4- 1	2- 0				
6- 1	0- 0	1- 1	HOME	0- 0	4- 0	1- 0				
1- 1	0- 0	0- 0	AWAY	0- 1	0- 0	1- 0				
0- 3	0- 1	0- 1	NEUTRAL	0- 0	0- 1	0- 0				
8- 4	1- 2	2- 2	CONFERENCE	2- 0	3- 0	0- 0				
2- 3	0- 1	0- 2	HOME	0- 0	2- 0	0- 0				
6- 1	1- 1	2- 0	AWAY	2- 0	1- 0	0- 0				
0- 0	0- 0	0- 0	NEUTRAL	0- 0	0- 0	0- 0				

RPI 1-25				RPI 26-50				Team's RPI: 38	RPI 51-100				RPI 101+			
RPI	S	Opponent	Score	RPI	S	Opponent	Score		RPI	S	Opponent	Score	RPI	S	Opponent	Score
4	H	Oregon	52 72	26	N	Kentucky	74 75		51	A	Utah	100 90	104	H	Georgia	80 69
5	A	Stanford	80 86	30	H	Oregon St.	73 83		80	A	Arizona	98 93	111	H	Oklahoma St.	71 59
18	A	Arizona St.	61 59	31	H	Rice	59 50		100	A	Loyola Marymount	63 69	113	H	Fresno St.	89 80
24	N	North Carolina	49 83	36	A	California	84 79						120	H	Seton Hall	78 62
				40	H	Indiana	65 67						122	H	Washington St.	83 56
				49	A	Southern California	72 65						134	A	Colorado	64 60
				49	H	Southern California	67 72						146	H	Washington	76 60
													148	N	South Fla.	56 60
													314	H	Cal Poly	81 35
													329	A	UIC	78 47
LAST 12 Division I GAMES:																
				51	A	Utah	100 90		49	H	Southern California	67 72				
				134	A	Colorado	64 60		4	H	Oregon	52 72				
				146	H	Washington	76 60		30	H	Oregon St.	73 83				
				122	H	Washington St.	83 56		5	A	Stanford	80 86				
				80	A	Arizona	98 93		36	A	California	84 79				
				18	A	Arizona St.	61 59		49	A	Southern California	72 65				

Non-Div I Games:

UCLA

Average RPI Win:	115	WON-LOST	WINNING	LAST 10	STRENGTH OF	OPP. STRENGTH	TEAM	ADJ.	CONF.	ADJ CONF.
Average RPI Loss:	3	RECORD	PCT. RANK	GAMES	SCHEDULE	OF SCHEDULE	RPI	RPI	RPI	RPI
DIV. I ONLY	22- 2	5	1- 0	34	6	6	6	9	9	
DIV. I NON-CONF.	12- 2	31	1- 0	29	1	8	8	9	9	
TOTALS	RPI 1-25	RPI 26-50	W-L RECORDS	RPI 51-100	RPI 101-150	RPI 150+				
22- 2	3- 2	2- 0	OVERALL	3- 0	6- 0	8- 0				
10- 0	2- 0	1- 0	HOME	1- 0	3- 0	3- 0				
8- 2	1- 2	1- 0	AWAY	1- 0	2- 0	3- 0				
4- 0	0- 0	0- 0	NEUTRAL	1- 0	1- 0	2- 0				
12- 2	2- 2	2- 0	NON-CONFERENCE	1- 0	3- 0	4- 0				
4- 0	1- 0	1- 0	HOME	0- 0	2- 0	0- 0				
4- 2	1- 2	1- 0	AWAY	0- 0	0- 0	2- 0				
4- 0	0- 0	0- 0	NEUTRAL	1- 0	1- 0	2- 0				
10- 0	1- 0	0- 0	CONFERENCE	2- 0	3- 0	4- 0				
6- 0	1- 0	0- 0	HOME	1- 0	1- 0	3- 0				
4- 0	0- 0	0- 0	AWAY	1- 0	2- 0	1- 0				
0- 0	0- 0	0- 0	NEUTRAL	0- 0	0- 0	0- 0				

RPI	S	Opponent	Score	RPI	S	Opponent	Score	RPI	S	Opponent	Score	RPI	S	Opponent	Score
1	A	Notre Dame	89 71	34	H	DePaul	99 63	53	N	Purdue	86 40	101	A	Houston	81 61
2	A	Baylor	57 68	36	A	California	76 66	86	A	Cincinnati	65 55	107	H	Ohio St.	85 53
3	A	Louisville	69 78					86	H	Cincinnati	82 38	109	N	St. John's (NY)	65 55
14	H	UCF	93 57									120	H	Seton Hall	99 61
15	H	South Carolina	97 79									144	A	Tulane	75 33
LAST 12 Division I GAMES:															
				15	H	South Carolina	97 79	206	H	SMU	79 39				
				170	H	Temple	109 74	170	A	Temple	88 67				
				203	H	East Carolina	118 55	144	A	Tulane	75 33				
				86	A	Cincinnati	65 55	148	H	South Fla.	63 46				
				3	A	Louisville	69 78	86	H	Cincinnati	82 38				
				14	H	UCF	93 57	101	A	Houston	81 61				

Non-Div I Games:

UConn

■ Loss,
 ■ Non-Conf, S Site,
 ■ Home
 ■ Away
 N Neutral

Average RPI Win:	310	WON-LOST	WINNING	LAST 10	STRENGTH OF	OPP. STRENGTH	TEAM	ADJ.	CONF.	ADJ CONF.
Average RPI Loss:	172	RECORD	PCT. RANK	GAMES	SCHEDULE	OF SCHEDULE	RPI	RPI	RPI	RPI
DIV. I ONLY	3- 21	335	0- 1	252	209	329	329	20	20	
DIV. I NON-CONF.	2- 9	297	0- 0	241	190	310	310	17	17	
TOTALS	RPI 1-25	RPI 26-50	W-L RECORDS	RPI 51-100	RPI 101-150	RPI 150+				
3- 21	0- 1	0- 1	OVERALL	0- 5	0- 3	3- 11				
2- 8	0- 0	0- 1	HOME	0- 2	0- 1	2- 4				
1- 11	0- 1	0- 0	AWAY	0- 3	0- 2	1- 5				
0- 2	0- 0	0- 0	NEUTRAL	0- 0	0- 0	0- 2				
2- 9	0- 1	0- 1	NON-CONFERENCE	0- 2	0- 0	2- 5				
1- 3	0- 0	0- 1	HOME	0- 1	0- 0	1- 1				
1- 4	0- 1	0- 0	AWAY	0- 1	0- 0	1- 2				
0- 2	0- 0	0- 0	NEUTRAL	0- 0	0- 0	0- 2				
1- 12	0- 0	0- 0	CONFERENCE	0- 3	0- 3	1- 6				
1- 5	0- 0	0- 0	HOME	0- 1	0- 1	1- 3				
0- 7	0- 0	0- 0	AWAY	0- 2	0- 2	0- 3				
0- 0	0- 0	0- 0	NEUTRAL	0- 0	0- 0	0- 0				

RPI S	Opponent	Score	RPI S	Opponent	Score	RPI S	Opponent	Score	RPI S	Opponent	Score	Team's RPI: 329
8 A	Marquette	32 96	38 H	UCLA	47 78	62 H	Miami (OH)	56 65	123 A	IUPUI	43 71	
						67 A	Green Bay	32 62	126 A	Youngstown St.	29 81	
						76 A	Wright St.	47 72	126 H	Youngstown St.	59 83	
						76 H	Wright St.	46 79	173 A	Indiana St.	53 60	
						90 A	Northwestern	44 87	183 A	Eastern Mich.	38 52	
									193 A	Milwaukee	53 72	
									251 H	Loyola Chicago	60 75	
									269 A	Cleveland St.	53 71	
									269 H	Cleveland St.	48 74	
									280 A	Northern Ky.	44 78	
									280 H	Northern Ky.	49 67	
									286 N	Jackson St.	57 72	
									292 H	Valparaiso	75 65	
									301 H	Oakland	69 65	
									303 N	Fairfield	60 68	
									336 A	Evansville	62 54	
									339 H	Detroit Mercy	36 42	
LAST 12 Division I GAMES:												
126 H	Youngstown St.	59 83	123 A	IUPUI	43 71							
269 H	Cleveland St.	48 74	339 H	Detroit Mercy	36 42							
280 A	Northern Ky.	44 78	301 H	Oakland	69 65							
76 A	Wright St.	47 72	269 A	Cleveland St.	53 71							
193 A	Milwaukee	53 72	126 A	Youngstown St.	29 81							
67 A	Green Bay	32 62	76 H	Wright St.	46 79							

Non-Div I Games:

UIC

■ Loss,
■ Non-Conf,
■ S Site,
■ H Home
■ A Away
N Neutral

Average RPI Win:	307	WON-LOST	WINNING	LAST 10	STRENGTH OF	OPP. STRENGTH	TEAM	ADJ.	CONF.	ADJ CONF.
Average RPI Loss:	170	RECORD	PCT. RANK	GAMES	SCHEDULE	OF SCHEDULE	RPI	RPI	RPI	RPI
DIV. I ONLY	5- 15	300	0- 1	263	251	300	300	23	23	
DIV. I NON-CONF.	4- 6	212	0- 0	304	255	279	279	25	25	
TOTALS	RPI 1-25	RPI 26-50	W-L RECORDS	RPI 51-100	RPI 101-150	RPI 150+				
5- 15	0- 1	0- 0	OVERALL	0- 3	0- 3	5- 8				
1- 8	0- 0	0- 0	HOME	0- 1	0- 2	1- 5				
2- 7	0- 1	0- 0	AWAY	0- 2	0- 1	2- 3				
2- 0	0- 0	0- 0	NEUTRAL	0- 0	0- 0	2- 0				
4- 6	0- 1	0- 0	NON-CONFERENCE	0- 1	0- 1	4- 3				
0- 4	0- 0	0- 0	HOME	0- 0	0- 1	0- 3				
2- 2	0- 1	0- 0	AWAY	0- 1	0- 0	2- 0				
2- 0	0- 0	0- 0	NEUTRAL	0- 0	0- 0	2- 0				
1- 9	0- 0	0- 0	CONFERENCE	0- 2	0- 2	1- 5				
1- 4	0- 0	0- 0	HOME	0- 1	0- 1	1- 2				
0- 5	0- 0	0- 0	AWAY	0- 1	0- 1	0- 3				
0- 0	0- 0	0- 0	NEUTRAL	0- 0	0- 0	0- 0				

RPI 1-25				RPI 26-50				RPI 51-100				RPI 101+ Team's RPI: 300			
RPI	S	Opponent	Score	RPI	S	Opponent	Score	RPI	S	Opponent	Score	RPI	S	Opponent	Score
17	A	Maryland	61 92					75	A	Maine	44 84	106	A	Hartford	47 92
								75	H	Maine	45 58	106	H	Hartford	52 66
								95	A	American	42 64	116	H	Towson	62 71
												159	A	Stony Brook	44 57
												177	H	UMES	67 73
												240	A	Albany (NY)	44 64
												254	H	Hofstra	42 45
												263	H	Mt. St. Mary's	52 65
												264	A	Binghamton	45 67
												277	H	Vermont	44 58
												295	A	Morgan St.	73 68
												297	N	UTSA	72 58
												304	N	Kennesaw St.	57 53
												313	H	New Hampshire	64 62
												322	H	UMass Lowell	55 67
												326	A	Coppin St.	57 52
LAST 12 Division I GAMES:															
75	H	Maine	45 58	264	A	Binghamton	45 67								
106	A	Hartford	47 92	322	H	UMass Lowell	55 67								
159	A	Stony Brook	44 57	106	H	Hartford	52 66								
313	H	New Hampshire	64 62	75	A	Maine	44 84								
277	H	Vermont	44 58	177	H	UMES	67 73								
240	A	Albany (NY)	44 64	295	A	Morgan St.	73 68								

Non-Div I Games: Notre Dame (MD) 81 43 Eastern 81 42 Gettysburg 65 51

UMBC

Loss, Non-Conf, S Site, H Home A Away N Neutral

Average RPI Win:	292	WON-LOST	WINNING	LAST 10	STRENGTH OF	OPP. STRENGTH	TEAM	ADJ.	CONF.	ADJ CONF.
Average RPI Loss:	156	RECORD	PCT. RANK	GAMES	SCHEDULE	OF SCHEDULE	RPI	RPI	RPI	RPI
DIV. I ONLY	12- 11	156	0- 1	261	322	177	177	32	32	
DIV. I NON-CONF.	2- 9	297	0- 0	220	68	259	259	32	32	
TOTALS	RPI 1-25	RPI 26-50	W-L RECORDS	RPI 51-100	RPI 101-150	RPI 150+				
12- 11	0- 3	0- 0	OVERALL	0- 1	0- 1	12- 6				
4- 2	0- 1	0- 0	HOME	0- 0	0- 0	4- 1				
8- 9	0- 2	0- 0	AWAY	0- 1	0- 1	8- 5				
0- 0	0- 0	0- 0	NEUTRAL	0- 0	0- 0	0- 0				
2- 9	0- 3	0- 0	NON-CONFERENCE	0- 1	0- 1	2- 4				
0- 1	0- 1	0- 0	HOME	0- 0	0- 0	0- 0				
2- 8	0- 2	0- 0	AWAY	0- 1	0- 1	2- 4				
0- 0	0- 0	0- 0	NEUTRAL	0- 0	0- 0	0- 0				
10- 2	0- 0	0- 0	CONFERENCE	0- 0	0- 0	10- 2				
4- 1	0- 0	0- 0	HOME	0- 0	0- 0	4- 1				
6- 1	0- 0	0- 0	AWAY	0- 0	0- 0	6- 1				
0- 0	0- 0	0- 0	NEUTRAL	0- 0	0- 0	0- 0				

RPI 1-25				RPI 26-50				RPI 51-100				RPI 101+ Team's RPI: 177			
RPI	S	Opponent	Score	RPI	S	Opponent	Score	RPI	S	Opponent	Score	RPI	S	Opponent	Score
9	A	Syracuse	51 96					91	A	Georgetown	55 74	119	A	Wake Forest	67 78
23	A	Miami (FL)	53 71									203	A	East Carolina	69 84
25	H	Buffalo	63 69									207	A	George Mason	49 70
												220	A	N.C. A&T	58 70
												220	H	N.C. A&T	49 51
												230	A	Howard	80 73
												230	H	Howard	80 72
												239	A	Bethune-Cookman	64 52
												256	A	Richmond	55 57
												263	A	Mt. St. Mary's	86 73
												266	A	Norfolk St.	59 43
												295	A	Morgan St.	73 68
												300	A	UMBC	73 67
												305	H	South Carolina St.	63 43
												340	A	Longwood	71 83
												341	A	N.C. Central	69 61
												341	H	N.C. Central	59 49
												345	H	Savannah St.	78 46
												349	A	Florida A&M	68 36
LAST 12 Division I GAMES:															
220	A	N.C. A&T	58 70	239	A	Bethune-Cookman	64 52								
341	A	N.C. Central	69 61	349	A	Florida A&M	68 36								
345	H	Savannah St.	78 46	220	H	N.C. A&T	49 51								
305	H	South Carolina St.	63 43	341	H	N.C. Central	59 49								
230	A	Howard	80 73	230	H	Howard	80 72								
266	A	Norfolk St.	59 43	295	A	Morgan St.	73 68								

Non-Div I Games: Regent 72 16 Cheyney 88 39

UMES

Loss, Non-Conf, S Site, H Home A Away N Neutral

Average RPI Win:	284	WON-LOST	WINNING	LAST 10	STRENGTH OF	OPP. STRENGTH	TEAM	ADJ.	CONF.	ADJ CONF.
Average RPI Loss:	170	RECORD	PCT. RANK	GAMES	SCHEDULE	OF SCHEDULE	RPI	RPI	RPI	RPI
DIV. I ONLY	9- 11	204	0- 1	270	311	236	236	30	30	
DIV. I NON-CONF.	4- 7	228	0- 0	163	242	210	210	30	30	
TOTALS	RPI 1-25	RPI 26-50	W-L RECORDS	RPI 51-100	RPI 101-150	RPI 150+				
9- 11	0- 0	0- 1	OVERALL	0- 1	0- 1	9- 8				
3- 6	0- 0	0- 0	HOME	0- 0	0- 0	3- 6				
6- 5	0- 0	0- 1	AWAY	0- 1	0- 1	6- 2				
0- 0	0- 0	0- 0	NEUTRAL	0- 0	0- 0	0- 0				
4- 7	0- 0	0- 1	NON-CONFERENCE	0- 1	0- 1	4- 4				
2- 2	0- 0	0- 0	HOME	0- 0	0- 0	2- 2				
2- 5	0- 0	0- 1	AWAY	0- 1	0- 1	2- 2				
0- 0	0- 0	0- 0	NEUTRAL	0- 0	0- 0	0- 0				
5- 4	0- 0	0- 0	CONFERENCE	0- 0	0- 0	5- 4				
1- 4	0- 0	0- 0	HOME	0- 0	0- 0	1- 4				
4- 0	0- 0	0- 0	AWAY	0- 0	0- 0	4- 0				
0- 0	0- 0	0- 0	NEUTRAL	0- 0	0- 0	0- 0				

RPI 1-25			RPI 26-50			RPI 51-100			RPI 101+ Team's RPI: 236		
RPI	S	Opponent	Score	RPI	S	Opponent	Score	RPI	S	Opponent	Score
				33	A	Missouri	59 66	54	A	Kansas St.	50 61
								118	A	Kansas	55 67
								154	H	Louisiana Tech	80 70
								166	H	New Mexico St.	86 90
								169	A	Denver	75 92
								175	A	Oral Roberts	64 75
								191	H	Illinois St.	55 62
								207	H	George Mason	84 91
								219	H	UTRGV	56 75
								251	A	Loyola Chicago	88 74
								257	H	SIUE	80 75
								262	A	California Baptist	78 74
								262	H	California Baptist	92 95
								274	H	CSU Bakersfield	57 67
								281	A	Utah Valley	68 64
								320	A	North Dakota St.	69 59
								338	H	Grand Canyon	73 45
								342	A	Seattle U	86 62
								348	A	Chicago St.	111 58
LAST 12 Division I GAMES:											
262	H	California Baptist	92 95	274	H	CSU Bakersfield	57 67				
219	H	UTRGV	56 75	262	A	California Baptist	78 74				
166	H	New Mexico St.	86 90	348	A	Chicago St.	111 58				
342	A	Seattle U	86 62	191	H	Illinois St.	55 62				
281	A	Utah Valley	68 64	154	H	Louisiana Tech	80 70				
338	H	Grand Canyon	73 45	257	H	SIUE	80 75				

Non-Div I Games: Peru St. 98 62 Mo.-St. Louis 92 63

UMKC

Loss, Non-Conf, S Site, H Home A Away N Neutral

Average RPI Win:	290	WON-LOST	WINNING	LAST 10	STRENGTH OF	OPP. STRENGTH	TEAM	ADJ.	CONF.	ADJ CONF.
Average RPI Loss:	207	RECORD	PCT. RANK	GAMES	SCHEDULE	OF SCHEDULE	RPI	RPI	RPI	RPI
DIV. I ONLY	5- 18	315	0- 1	292	318	322	322	23	23	
DIV. I NON-CONF.	3- 9	271	0- 0	286	342	308	308	25	25	
TOTALS	RPI 1-25	RPI 26-50	W-L RECORDS	RPI 51-100	RPI 101-150	RPI 150+				
5- 18	0- 0	0- 1	OVERALL	0- 1	0- 3	5- 13				
2- 7	0- 0	0- 0	HOME	0- 0	0- 2	2- 5				
3- 11	0- 0	0- 1	AWAY	0- 1	0- 1	3- 8				
0- 0	0- 0	0- 0	NEUTRAL	0- 0	0- 0	0- 0				
3- 9	0- 0	0- 1	NON-CONFERENCE	0- 0	0- 2	3- 6				
1- 3	0- 0	0- 0	HOME	0- 0	0- 1	1- 2				
2- 6	0- 0	0- 1	AWAY	0- 0	0- 1	2- 4				
0- 0	0- 0	0- 0	NEUTRAL	0- 0	0- 0	0- 0				
2- 9	0- 0	0- 0	CONFERENCE	0- 1	0- 1	2- 7				
1- 4	0- 0	0- 0	HOME	0- 0	0- 1	1- 3				
1- 5	0- 0	0- 0	AWAY	0- 1	0- 0	1- 4				
0- 0	0- 0	0- 0	NEUTRAL	0- 0	0- 0	0- 0				

RPI S	Opponent	Score	RPI S	Opponent	Score	RPI S	Opponent	Score	RPI S	Opponent	Score	Team's RPI: 322
44	A Butler	36 89	75	A Maine	45 79	106	H Hartford	44 66	117	H Providence	47 71	
						120	A Seton Hall	57 90	159	A Stony Brook	56 76	
						159	H Stony Brook	47 64	196	A Massachusetts	62 59	
						200	A Dartmouth	54 70	210	A Holy Cross	54 63	
						240	A Albany (NY)	56 63	247	H Colgate	52 61	
						264	H Binghamton	50 70	275	A Cornell	54 63	
						277	A Vermont	42 52	277	H Vermont	54 51	
						295	A Morgan St.	49 61	300	A UMBC	67 55	
						307	H Bryant	57 58	313	A New Hampshire	46 54	
						313	H New Hampshire	53 56	328	H Saint Peter's	59 57	
						351	A LIU Brooklyn	69 64				
LAST 12 Division I GAMES:												
159	H Stony Brook	47 64	240	A Albany (NY)	56 63							
313	A New Hampshire	46 54	300	A UMBC	67 55							
277	A Vermont	42 52	313	H New Hampshire	53 56							
75	A Maine	45 79	159	A Stony Brook	56 76							
264	H Binghamton	50 70	277	H Vermont	54 51							
106	H Hartford	44 66	295	A Morgan St.	49 61							

Non-Div I Games: Fisher 79 45

UMass Lowell

■ Loss,
 ■ Non-Conf,
 ■ S Site,
 ■ Home
 ■ A Away
 N Neutral

UNC Asheville

Through Games Of Feb. 12, 2019

Average RPI Win:	272	WON-LOST	WINNING	LAST 10	STRENGTH OF	OPP. STRENGTH	TEAM	ADJ.	CONF.	ADJ CONF.
Average RPI Loss:	168	RECORD	PCT. RANK	GAMES	SCHEDULE	OF SCHEDULE	RPI	RPI	RPI	RPI
DIV. I ONLY	11- 11	163	1- 0	227	325	198	198	28	28	
DIV. I NON-CONF.	4- 6	212	0- 0	122	301	201	201	29	29	
TOTALS	RPI 1-25	RPI 26-50	W-L RECORDS	RPI 51-100	RPI 101-150	RPI 150+				
11- 11	0- 0	0- 0	OVERALL	0- 3	2- 1	9- 7				
9- 1	0- 0	0- 0	HOME	0- 0	2- 0	7- 1				
2- 10	0- 0	0- 0	AWAY	0- 3	0- 1	2- 6				
0- 0	0- 0	0- 0	NEUTRAL	0- 0	0- 0	0- 0				
4- 6	0- 0	0- 0	NON-CONFERENCE	0- 2	1- 1	3- 3				
4- 0	0- 0	0- 0	HOME	0- 0	1- 0	3- 0				
0- 6	0- 0	0- 0	AWAY	0- 2	0- 1	0- 3				
0- 0	0- 0	0- 0	NEUTRAL	0- 0	0- 0	0- 0				
7- 5	0- 0	0- 0	CONFERENCE	0- 1	1- 0	6- 4				
5- 1	0- 0	0- 0	HOME	0- 0	1- 0	4- 1				
2- 4	0- 0	0- 0	AWAY	0- 1	0- 0	2- 3				
0- 0	0- 0	0- 0	NEUTRAL	0- 0	0- 0	0- 0				

RPI 1-25				RPI 26-50				RPI 51-100				RPI 101+ Team's RPI: 198			
RPI	S	Opponent	Score	RPI	S	Opponent	Score	RPI	S	Opponent	Score	RPI	S	Opponent	Score
								55	A	Middle Tenn.	46 67	128	H	High Point	67 56
								61	A	Tennessee	46 73	132	A	Tennessee Tech	53 60
								93	A	Radford	46 60	147	H	Davidson	69 56
												153	A	Charlotte	53 70
												157	A	Mercer	47 61
												179	H	Hampton	58 61
												223	A	Furman	47 58
												235	A	Campbell	48 49
												235	H	Campbell	60 52
												242	H	ETSU	56 55
												245	A	Gardner-Webb	59 69
												272	H	Winthrop	70 36
												283	H	Wofford	60 46
												316	A	Charleston So.	59 70
												335	A	Presbyterian	52 43
												335	H	Presbyterian	51 45
												337	H	Western Caro.	74 49
												340	H	Longwood	80 55
												343	A	USC Upstate	93 86
LAST 12 Division I GAMES:															
335	H	Presbyterian	51 45	128	H	High Point	67 56								
235	A	Campbell	48 49	343	A	USC Upstate	93 86								
316	A	Charleston So.	59 70	235	H	Campbell	60 52								
272	H	Winthrop	70 36	245	A	Gardner-Webb	59 69								
335	A	Presbyterian	52 43	179	H	Hampton	58 61								
340	H	Longwood	80 55	93	A	Radford	46 60								

Non-Div I Games: Warren Wilson 92 31

UNC Asheville

Loss, Non-Conf, S Site, H Home A Away N Neutral

ONE GREENSBORO				THROUGH GAMES OF FEB. 11, 1919						
Average RPI Win:	262	WON-LOST	WINNING	LAST 10	STRENGTH OF	OPP. STRENGTH	TEAM	ADJ.	CONF.	ADJ CONF.
Average RPI Loss:	190	RECORD	PCT. RANK	GAMES	SCHEDULE	OF SCHEDULE	RPI	RPI	RPI	RPI
DIV. I ONLY	5- 15	300	0- 1	262	269	314	314	27	27	
DIV. I NON-CONF.	2- 9	297	0- 0	207	211	301	301	24	24	
TOTALS	RPI 1-25	RPI 26-50	W-L RECORDS	RPI 51-100	RPI 101-150	RPI 150+				
5- 15	0- 1	0- 0	OVERALL	0- 0	0- 4	5- 10				
4- 3	0- 0	0- 0	HOME	0- 0	0- 0	4- 3				
0- 11	0- 1	0- 0	AWAY	0- 0	0- 3	0- 7				
1- 1	0- 0	0- 0	NEUTRAL	0- 0	0- 1	1- 0				
2- 9	0- 1	0- 0	NON-CONFERENCE	0- 0	0- 3	2- 5				
1- 1	0- 0	0- 0	HOME	0- 0	0- 0	1- 1				
0- 7	0- 1	0- 0	AWAY	0- 0	0- 2	0- 4				
1- 1	0- 0	0- 0	NEUTRAL	0- 0	0- 1	1- 0				
3- 6	0- 0	0- 0	CONFERENCE	0- 0	0- 1	3- 5				
3- 2	0- 0	0- 0	HOME	0- 0	0- 0	3- 2				
0- 4	0- 0	0- 0	AWAY	0- 0	0- 1	0- 3				
0- 0	0- 0	0- 0	NEUTRAL	0- 0	0- 0	0- 0				

RPI 1-25					RPI 26-50					RPI 51-100					RPI 101+					Team's RPI: 314	
RPI	S	Opponent	Score		RPI	S	Opponent	Score		RPI	S	Opponent	Score		RPI	S	Opponent	Score			
24	A	North Carolina	62	83											120	N	Seton Hall	64	71		
															128	A	High Point	75	82		
															141	A	Chattanooga	54	64		
															142	A	Appalachian St.	65	68		
															155	A	Georgia St.	63	70		
															157	H	Mercer	58	71		
															183	N	Eastern Mich.	49	44		
															187	H	Coastal Caro.	71	78		
															223	A	Furman	61	64		
															223	H	Furman	49	59		
															235	A	Campbell	49	53		
															237	H	Liberty	48	45		
															242	A	ETSU	76	85		
															256	A	Richmond	48	59		
															268	H	Samford	55	54		
															283	A	Wofford	66	93		
															283	H	Wofford	77	61		
															337	H	Western Caro.	71	59		
															341	A	N.C. Central	57	66		
LAST 12 Division I GAMES:																					
					223	H	Furman	49	59		268	H	Samford	55	54						
					283	H	Wofford	77	61		283	A	Wofford	66	93						
					141	A	Chattanooga	54	64		223	A	Furman	61	64						
					242	A	ETSU	76	85		256	A	Richmond	48	59						
					337	H	Western Caro.	71	59		187	H	Coastal Caro.	71	78						
					157	H	Mercer	58	71		120	N	Seton Hall	64	71						

Non-Div I Games:	Pfeiffer	92	23	UNC Pembroke	72	32	Lees-McRae	92	36	Young Harris	62	29	UNC Greensboro
------------------	----------	----	----	--------------	----	----	------------	----	----	--------------	----	----	----------------

Loss, Non-Conf, S Site, H Home A Away N Neutral

Average RPI Win:	221	WON-LOST	WINNING	LAST 10	STRENGTH OF	OPP. STRENGTH	TEAM	ADJ.	CONF.	ADJ CONF.
Average RPI Loss:	98	RECORD	PCT. RANK	GAMES	SCHEDULE	OF SCHEDULE	RPI	RPI	RPI	RPI
DIV. I ONLY	13- 7	97	1- 0	194	149	103	103	10	10	
DIV. I NON-CONF.	5- 4	139	0- 0	275	249	164	164	10	10	
TOTALS	RPI 1-25	RPI 26-50	W-L RECORDS	RPI 51-100	RPI 101-150	RPI 150+				
13- 7	0- 1	1- 1	OVERALL	1- 1	1- 2	10- 2				
10- 0	0- 0	1- 0	HOME	1- 0	1- 0	7- 0				
3- 7	0- 1	0- 1	AWAY	0- 1	0- 2	3- 2				
0- 0	0- 0	0- 0	NEUTRAL	0- 0	0- 0	0- 0				
5- 4	0- 1	0- 1	NON-CONFERENCE	0- 0	0- 2	5- 0				
3- 0	0- 0	0- 0	HOME	0- 0	0- 0	3- 0				
2- 4	0- 1	0- 1	AWAY	0- 0	0- 2	2- 0				
0- 0	0- 0	0- 0	NEUTRAL	0- 0	0- 0	0- 0				
8- 3	0- 0	1- 0	CONFERENCE	1- 1	1- 0	5- 2				
7- 0	0- 0	1- 0	HOME	1- 0	1- 0	4- 0				
1- 3	0- 0	0- 0	AWAY	0- 1	0- 0	1- 2				
0- 0	0- 0	0- 0	NEUTRAL	0- 0	0- 0	0- 0				

RPI 1-25				RPI 26-50				RPI 51-100				RPI 101+ Team's RPI: 103			
RPI	S	Opponent	Score	RPI	S	Opponent	Score	RPI	S	Opponent	Score	RPI	S	Opponent	Score
24	A	North Carolina	55 82	32	A	Ohio	72 95	77	A	Drexel	55 67	108	A	VCU	47 58
				35	H	James Madison	66 63	78	H	Northeastern	83 70	116	H	Towson	77 73
												127	A	Pittsburgh	56 60
												152	A	Delaware	53 65
												163	A	William & Mary	64 70
												163	H	William & Mary	66 58
												190	A	Elon	75 70
												190	H	Elon	76 51
												203	A	East Carolina	71 68
												254	H	Hofstra	89 54
												291	H	Col. of Charleston	71 49
												335	H	Presbyterian	63 48
												338	H	Grand Canyon	77 55
												340	H	Longwood	35 33
												341	A	N.C. Central	89 82
LAST 12 Division I GAMES:															
163	H	William & Mary	66 58	116	H	Towson	77 73								
190	H	Elon	76 51	35	H	James Madison	66 63								
78	H	Northeastern	83 70	190	A	Elon	75 70								
254	H	Hofstra	89 54	163	A	William & Mary	64 70								
77	A	Drexel	55 67	291	H	Col. of Charleston	71 49								
152	A	Delaware	53 65	203	A	East Carolina	71 68								

Non-Div I Games: Fayetteville St. 72 54 Belmont Abbey 74 58

UNCW

Loss, Non-Conf, S Site, H Home A Away N Neutral

Average RPI Win:	222	WON-LOST	WINNING	LAST 10	STRENGTH OF	OPP. STRENGTH	TEAM	ADJ.	CONF.	ADJ CONF.
Average RPI Loss:	64	RECORD	PCT. RANK	GAMES	SCHEDULE	OF SCHEDULE	RPI	RPI	RPI	RPI
DIV. I ONLY	14- 8	101	0- 1	105	132	83	83	13	13	
DIV. I NON-CONF.	6- 5	143	0- 1	62	60	67	67	15	15	
TOTALS	RPI 1-25	RPI 26-50	W-L RECORDS	RPI 51-100	RPI 101-150	RPI 150+				
14- 8	0- 3	0- 0	OVERALL	0- 4	2- 0	12- 1				
7- 2	0- 1	0- 0	HOME	0- 1	1- 0	6- 0				
7- 5	0- 2	0- 0	AWAY	0- 2	1- 0	6- 1				
0- 1	0- 0	0- 0	NEUTRAL	0- 1	0- 0	0- 0				
6- 5	0- 2	0- 0	NON-CONFERENCE	0- 3	2- 0	4- 0				
4- 0	0- 0	0- 0	HOME	0- 0	1- 0	3- 0				
2- 4	0- 2	0- 0	AWAY	0- 2	1- 0	1- 0				
0- 1	0- 0	0- 0	NEUTRAL	0- 1	0- 0	0- 0				
8- 3	0- 1	0- 0	CONFERENCE	0- 1	0- 0	8- 1				
3- 2	0- 1	0- 0	HOME	0- 1	0- 0	3- 0				
5- 1	0- 0	0- 0	AWAY	0- 0	0- 0	5- 1				
0- 0	0- 0	0- 0	NEUTRAL	0- 0	0- 0	0- 0				

RPI 1-25				RPI 26-50				RPI 51-100 Team's RPI: 83				RPI 101+			
RPI	S	Opponent	Score	RPI	S	Opponent	Score	RPI	S	Opponent	Score	RPI	S	Opponent	Score
8	A	Marquette	61 102					54	A	Kansas St.	62 72	115	H	Creighton	65 55
11	A	Iowa	57 83					63	H	Missouri St.	58 63	123	A	IUPUI	53 40
22	H	Drake	64 88					66	N	Boise St.	60 61	152	H	Delaware	79 67
								97	A	Northern Ill.	59 70	156	A	Bradley	81 78
												160	H	Southern Ill.	65 53
												173	A	Indiana St.	71 51
												191	A	Illinois St.	64 66
												224	H	North Dakota	64 60
												251	A	Loyola Chicago	71 65
												251	H	Loyola Chicago	64 52
												259	A	Long Beach St.	71 64
												292	A	Valparaiso	64 56
												292	H	Valparaiso	71 52
												319	H	Omaha	79 50
												336	A	Evansville	74 46
LAST 12 Division I GAMES:															
97	A	Northern Ill.	59 70	173	A	Indiana St.	71 51								
8	A	Marquette	61 102	336	A	Evansville	74 46								
292	A	Valparaiso	64 56	22	H	Drake	64 88								
251	A	Loyola Chicago	71 65	251	H	Loyola Chicago	64 52								
63	H	Missouri St.	58 63	292	H	Valparaiso	71 52								
160	H	Southern Ill.	65 53	156	A	Bradley	81 78								

Non-Div I Games: Minnesota St. 73 56

UNI

Loss, Non-Conf, S Site, H Home A Away N Neutral

Average RPI Win:	221	WON-LOST	WINNING	LAST 10	STRENGTH OF	OPP. STRENGTH	TEAM	ADJ.	CONF.	ADJ CONF.
Average RPI Loss:	125	RECORD	PCT. RANK	GAMES	SCHEDULE	OF SCHEDULE	RPI	RPI	RPI	RPI
DIV. I ONLY	7- 15	268	0- 1	78	167	216	216	15	15	
DIV. I NON-CONF.	2- 9	297	0- 1	74	197	272	272	13	13	
TOTALS	RPI 1-25	RPI 26-50	W-L RECORDS	RPI 51-100	RPI 101-150	RPI 150+				
7- 15	0- 1	1- 3	OVERALL	0- 4	0- 2	6- 5				
6- 6	0- 1	1- 1	HOME	0- 3	0- 0	5- 1				
1- 9	0- 0	0- 2	AWAY	0- 1	0- 2	1- 4				
0- 0	0- 0	0- 0	NEUTRAL	0- 0	0- 0	0- 0				
2- 9	0- 1	0- 1	NON-CONFERENCE	0- 3	0- 1	2- 3				
2- 5	0- 1	0- 1	HOME	0- 2	0- 0	2- 1				
0- 4	0- 0	0- 0	AWAY	0- 1	0- 1	0- 2				
0- 0	0- 0	0- 0	NEUTRAL	0- 0	0- 0	0- 0				
5- 6	0- 0	1- 2	CONFERENCE	0- 1	0- 1	4- 2				
4- 1	0- 0	1- 0	HOME	0- 1	0- 0	3- 0				
1- 5	0- 0	0- 2	AWAY	0- 0	0- 1	1- 2				
0- 0	0- 0	0- 0	NEUTRAL	0- 0	0- 0	0- 0				

RPI 1-25				RPI 26-50				RPI 51-100				RPI 101+ Team's RPI: 216			
RPI	S	Opponent	Score	RPI	S	Opponent	Score	RPI	S	Opponent	Score	RPI	S	Opponent	Score
13	H	Gonzaga	59 70	47	A	Wyoming	62 90	55	H	Middle Tenn.	62 66	113	A	Fresno St.	55 73
				48	A	New Mexico	77 80	66	H	Boise St.	57 64	140	A	Portland St.	49 58
				48	H	New Mexico	66 57	74	A	Duke	38 66	168	A	UC Irvine	55 57
				49	H	Southern California	72 86	76	H	Wright St.	52 68	204	H	San Diego St.	71 57
												209	H	Florida	56 53
												221	H	Utah St.	77 56
												233	A	Nevada	62 70
												243	H	Hawaii	61 66
												249	A	Colorado St.	49 52
												252	H	Air Force	66 56
												293	H	UC Santa Barbara	69 51
												305	A	South Carolina St.	49 58
												323	A	San Jose St.	53 43
LAST 12 Division I GAMES:															
305	A	South Carolina St.	49 58	233	A	Nevada	62 70								
209	H	Florida	56 53	204	H	San Diego St.	71 57								
55	H	Middle Tenn.	62 66	48	A	New Mexico	77 80								
113	A	Fresno St.	55 73	323	A	San Jose St.	53 43								
66	H	Boise St.	57 64	252	H	Air Force	66 56								
221	H	Utah St.	77 56	48	H	New Mexico	66 57								

Non-Div I Games:

UNLV

■ Loss,
■ Non-Conf, S Site,
■ Home
■ Away
N Neutral

USC Upstate

Through Games Of Feb. 12, 2019

Average RPI Win:	318	WON-LOST	WINNING	LAST 10	STRENGTH OF	OPP. STRENGTH	TEAM	ADJ.	CONF.	ADJ CONF.
Average RPI Loss:	232	RECORD	PCT. RANK	GAMES	SCHEDULE	OF SCHEDULE	RPI	RPI	RPI	RPI
DIV. I ONLY	3- 17	330	0- 1	342	329	343	343	28	28	
DIV. I NON-CONF.	1- 7	319	0- 0	324	333	337	337	29	29	
TOTALS	RPI 1-25	RPI 26-50	W-L RECORDS	RPI 51-100	RPI 101-150	RPI 150+				
3- 17	0- 0	0- 0	OVERALL	0- 3	0- 1	3- 13				
1- 4	0- 0	0- 0	HOME	0- 1	0- 1	1- 2				
2- 13	0- 0	0- 0	AWAY	0- 2	0- 0	2- 11				
0- 0	0- 0	0- 0	NEUTRAL	0- 0	0- 0	0- 0				
1- 7	0- 0	0- 0	NON-CONFERENCE	0- 2	0- 0	1- 5				
0- 0	0- 0	0- 0	HOME	0- 0	0- 0	0- 0				
1- 7	0- 0	0- 0	AWAY	0- 2	0- 0	1- 5				
0- 0	0- 0	0- 0	NEUTRAL	0- 0	0- 0	0- 0				
2- 10	0- 0	0- 0	CONFERENCE	0- 1	0- 1	2- 8				
1- 4	0- 0	0- 0	HOME	0- 1	0- 1	1- 2				
1- 6	0- 0	0- 0	AWAY	0- 0	0- 0	1- 6				
0- 0	0- 0	0- 0	NEUTRAL	0- 0	0- 0	0- 0				

RPI 1-25				RPI 26-50				RPI 51-100				RPI 101+				Team's RPI: 343	
RPI	S	Opponent	Score	RPI	S	Opponent	Score	RPI	S	Opponent	Score	RPI	S	Opponent	Score		
								68	A	Virginia Tech	45 96	128	H	High Point	61 87		
								93	H	Radford	41 82	179	A	Hampton	43 67		
								98	A	Nebraska	64 87	198	H	UNC Asheville	86 93		
												203	A	East Carolina	53 63		
												223	A	Furman	67 78		
												235	A	Campbell	41 61		
												245	A	Gardner-Webb	72 92		
												272	A	Winthrop	76 50		
												305	A	South Carolina St.	66 71		
												316	A	Charleston So.	62 74		
												316	H	Charleston So.	75 78		
												319	A	Omaha	69 96		
												335	A	Presbyterian	54 70		
												337	A	Western Caro.	64 68		
												340	A	Longwood	58 80		
												340	H	Longwood	72 67		
												341	A	N.C. Central	82 63		
LAST 12 Division I GAMES:																	
340	A	Longwood	58 80	245	A	Gardner-Webb	72 92										
316	A	Charleston So.	62 74	316	H	Charleston So.	75 78										
235	A	Campbell	41 61	198	H	UNC Asheville	86 93										
93	H	Radford	41 82	335	A	Presbyterian	54 70										
179	A	Hampton	43 67	272	A	Winthrop	76 50										
340	H	Longwood	72 67	128	H	High Point	61 87										

Non-Div I Games: Brevard 71 53 Converse 69 51 UNKNOWN 101 53

USC Upstate

Loss, Non-Conf, S Site, H Home A Away N Neutral

Average RPI Win:	213	WON-LOST	WINNING	LAST 10	STRENGTH OF	OPP. STRENGTH	TEAM	ADJ.	CONF.	ADJ CONF.
Average RPI Loss:	92	RECORD	PCT. RANK	GAMES	SCHEDULE	OF SCHEDULE	RPI	RPI	RPI	RPI
DIV. I ONLY	18- 5	32	1- 0	240	128	88	88	12	12	
DIV. I NON-CONF.	8- 3	72	0- 0	289	164	144	144	14	14	
TOTALS	RPI 1-25	RPI 26-50	W-L RECORDS	RPI 51-100	RPI 101-150	RPI 150+				
18- 5	0- 0	0- 1	OVERALL	0- 2	3- 1	15- 1				
8- 2	0- 0	0- 1	HOME	0- 1	1- 0	7- 0				
10- 3	0- 0	0- 0	AWAY	0- 1	2- 1	8- 1				
0- 0	0- 0	0- 0	NEUTRAL	0- 0	0- 0	0- 0				
8- 3	0- 0	0- 1	NON-CONFERENCE	0- 1	1- 1	7- 0				
3- 2	0- 0	0- 1	HOME	0- 1	0- 0	3- 0				
5- 1	0- 0	0- 0	AWAY	0- 0	1- 1	4- 0				
0- 0	0- 0	0- 0	NEUTRAL	0- 0	0- 0	0- 0				
10- 2	0- 0	0- 0	CONFERENCE	0- 1	2- 0	8- 1				
5- 0	0- 0	0- 0	HOME	0- 0	1- 0	4- 0				
5- 2	0- 0	0- 0	AWAY	0- 1	1- 0	4- 1				
0- 0	0- 0	0- 0	NEUTRAL	0- 0	0- 0	0- 0				

RPI S	Opponent	Score	RPI S	Opponent	Score	RPI S	Opponent	Score	RPI S	Opponent	Score
49	H Southern California	61 73	60	A Little Rock	65 68	101	A Houston	65 61	113	A Fresno St.	61 70
			82	H Arkansas	65 66	142	A Appalachian St.	72 65	142	H Appalachian St.	99 94
						155	A Georgia St.	48 50	155	H Georgia St.	69 45
						174	A Arkansas St.	100 73	175	A Oral Roberts	80 62
						181	H Texas St.	68 53	187	A Coastal Caro.	67 64
						187	H Coastal Caro.	79 53	206	A SMU	66 41
						215	H Grambling	78 54	241	A San Francisco	80 73
						253	A Louisiana	76 61	286	H Jackson St.	99 63
						289	A Ga. Southern	74 53	289	H Ga. Southern	81 48
						297	H UTSA	53 48	321	A Incarnate Word	97 49
LAST 12 Division I GAMES:											
142	A Appalachian St.	72 65	60	A Little Rock	65 68	174	A Arkansas St.	100 73			
187	A Coastal Caro.	67 64	187	H Coastal Caro.	79 53	142	H Appalachian St.	99 94			
181	H Texas St.	68 53	289	A Ga. Southern	74 53	289	A Ga. Southern	74 53			
253	A Louisiana	76 61	155	H Georgia St.	69 45	155	H Georgia St.	48 50			
155	H Georgia St.	69 45	289	H Ga. Southern	81 48						
289	H Ga. Southern	81 48									

Non-Div I Games:

UT Arlington

■ Loss,
 ■ Non-Conf,
 ■ S Site,
 ■ H Home
 ■ A Away
 N Neutral

Average RPI Win:	251	WON-LOST	WINNING	LAST 10	STRENGTH OF	OPP. STRENGTH	TEAM	ADJ.	CONF.	ADJ CONF.
Average RPI Loss:	115	RECORD	PCT. RANK	GAMES	SCHEDULE	OF SCHEDULE	RPI	RPI	RPI	RPI
DIV. I ONLY	14- 7	81	0- 1	274	186	136	136	22	22	
DIV. I NON-CONF.	6- 3	91	0- 0	261	58	100	100	21	21	
TOTALS	RPI 1-25	RPI 26-50	W-L RECORDS	RPI 51-100	RPI 101-150	RPI 150+				
14- 7	0- 1	0- 0	OVERALL	0- 2	1- 3	13- 1				
9- 1	0- 0	0- 0	HOME	0- 0	0- 1	9- 0				
5- 6	0- 1	0- 0	AWAY	0- 2	1- 2	4- 1				
0- 0	0- 0	0- 0	NEUTRAL	0- 0	0- 0	0- 0				
6- 3	0- 1	0- 0	NON-CONFERENCE	0- 1	1- 1	5- 0				
4- 0	0- 0	0- 0	HOME	0- 0	0- 0	4- 0				
2- 3	0- 1	0- 0	AWAY	0- 1	1- 1	1- 0				
0- 0	0- 0	0- 0	NEUTRAL	0- 0	0- 0	0- 0				
8- 4	0- 0	0- 0	CONFERENCE	0- 1	0- 2	8- 1				
5- 1	0- 0	0- 0	HOME	0- 0	0- 1	5- 0				
3- 3	0- 0	0- 0	AWAY	0- 1	0- 1	3- 1				
0- 0	0- 0	0- 0	NEUTRAL	0- 0	0- 0	0- 0				

RPI 1-25				RPI 26-50				RPI 51-100				RPI 101+ Team's RPI: 136			
RPI	S	Opponent	Score	RPI	S	Opponent	Score	RPI	S	Opponent	Score	RPI	S	Opponent	Score
3	A	Louisville	62 102					64	A	Belmont	86 100	121	A	Morehead St.	75 85
								90	A	Northwestern	64 90	123	A	IUPUI	72 73
												132	H	Tennessee Tech	76 80
												141	A	Chattanooga	81 79
												160	H	Southern Ill.	95 94
												174	H	Arkansas St.	97 91
												202	H	Jacksonville St.	77 72
												222	A	Southeast Mo. St.	80 73
												257	H	SIUE	68 55
												268	H	Samford	89 68
												270	A	Eastern Ill.	71 77
												270	H	Eastern Ill.	90 66
												282	H	Murray St.	75 67
												287	H	Austin Peay	74 65
												290	A	Tennessee St.	73 61
												310	H	Mississippi Val.	110 51
												324	A	Lipscomb	62 53
												327	A	Eastern Ky.	87 61
LAST 12 Division I GAMES:															
132	H	Tennessee Tech	76 80	121	A	Morehead St.	75 85								
202	H	Jacksonville St.	77 72	327	A	Eastern Ky.	87 61								
64	A	Belmont	86 100	287	H	Austin Peay	74 65								
290	A	Tennessee St.	73 61	282	H	Murray St.	75 67								
257	H	SIUE	68 55	222	A	Southeast Mo. St.	80 73								
270	H	Eastern Ill.	90 66	270	A	Eastern Ill.	71 77								

Non-Div I Games: Ala.-Huntsville 100 69 Christian Bros. 108 82

UT Martin

Loss, Non-Conf, S Site, H Home A Away N Neutral

Average RPI Win:	293	WON-LOST	WINNING	LAST 10	STRENGTH OF	OPP. STRENGTH	TEAM	ADJ.	CONF.	ADJ CONF.
Average RPI Loss:	140	RECORD	PCT. RANK	GAMES	SCHEDULE	OF SCHEDULE	RPI	RPI	RPI	RPI
DIV. I ONLY	6- 18	300	1- 0	149	232	265	265	14	14	
DIV. I NON-CONF.	3- 10	278	0- 0	170	316	302	302	18	18	
TOTALS	RPI 1-25	RPI 26-50	W-L RECORDS	RPI 51-100	RPI 101-150	RPI 150+				
6- 18	0- 0	0- 2	OVERALL	0- 3	0- 5	6- 8				
2- 9	0- 0	0- 0	HOME	0- 1	0- 3	2- 5				
3- 8	0- 0	0- 2	AWAY	0- 2	0- 1	3- 3				
1- 1	0- 0	0- 0	NEUTRAL	0- 0	0- 1	1- 0				
3- 10	0- 0	0- 1	NON-CONFERENCE	0- 1	0- 3	3- 5				
2- 5	0- 0	0- 0	HOME	0- 0	0- 1	2- 4				
0- 4	0- 0	0- 1	AWAY	0- 1	0- 1	0- 1				
1- 1	0- 0	0- 0	NEUTRAL	0- 0	0- 1	1- 0				
3- 8	0- 0	0- 1	CONFERENCE	0- 2	0- 2	3- 3				
0- 4	0- 0	0- 0	HOME	0- 1	0- 2	0- 1				
3- 4	0- 0	0- 1	AWAY	0- 1	0- 0	3- 2				
0- 0	0- 0	0- 0	NEUTRAL	0- 0	0- 0	0- 0				

RPI 1-25				RPI 26-50				RPI 51-100				RPI 101+ Team's RPI: 265			
RPI	S	Opponent	Score	RPI	S	Opponent	Score	RPI	S	Opponent	Score	RPI	S	Opponent	Score
				31	A	Rice	42 76	55	H	Middle Tenn.	49 79	125	H	UAB	48 74
				48	A	New Mexico	51 69	71	A	Old Dominion	59 78	129	H	Western Ky.	61 64
								80	A	Arizona	40 62	135	N	Akron	57 64
												140	H	Portland St.	61 89
												149	A	Tulsa	45 66
												153	A	Charlotte	39 62
												166	H	New Mexico St.	65 69
												167	H	Abilene Christian	69 70
												171	A	North Texas	51 70
												174	H	Arkansas St.	66 67
												178	H	Nicholls St.	56 58
												217	N	Western Ill.	84 72
												226	H	Marshall	60 63
												274	H	CSU Bakersfield	53 47
												294	A	Fla. Atlantic	70 44
												297	A	UTSA	73 60
												317	A	Weber St.	63 68
												325	A	FIU	60 55
												350	H	Alcorn	77 51
LAST 12 Division I GAMES:															
				325	A	FIU	60 55	55	H	Middle Tenn.	49 79				
				294	A	Fla. Atlantic	70 44	125	H	UAB	48 74				
				129	H	Western Ky.	61 64	31	A	Rice	42 76				
				226	H	Marshall	60 63	171	A	North Texas	51 70				
				153	A	Charlotte	39 62	297	A	UTSA	73 60				
				71	A	Old Dominion	59 78	149	A	Tulsa	45 66				

Non-Div I Games:

UTEP

■ Loss,
 ■ Non-Conf,
 ■ S Site,
 ■ Home
 ■ A Away
 N Neutral

Average RPI Win: 285	WON-LOST	WINNING	LAST 10	STRENGTH OF	OPP. STRENGTH	TEAM	ADJ.	CONF.	ADJ CONF.
Average RPI Loss: 174	RECORD	PCT. RANK	GAMES	SCHEDULE	OF SCHEDULE	RPI	RPI	RPI	RPI
DIV. I ONLY	11- 10	154	1- 0	289	302	219	219	30	30
DIV. I NON-CONF.	4- 7	228	0- 0	144	181	207	207	30	30
TOTALS	RPI 1-25	RPI 26-50	W-L RECORDS	RPI 51-100	RPI 101-150	RPI 150+			
11- 10	0- 2	0- 1	OVERALL	0- 0	0- 0	11- 7			
6- 4	0- 0	0- 1	HOME	0- 0	0- 0	6- 3			
5- 6	0- 2	0- 0	AWAY	0- 0	0- 0	5- 4			
0- 0	0- 0	0- 0	NEUTRAL	0- 0	0- 0	0- 0			
4- 7	0- 2	0- 1	NON-CONFERENCE	0- 0	0- 0	4- 4			
2- 3	0- 0	0- 1	HOME	0- 0	0- 0	2- 2			
2- 4	0- 2	0- 0	AWAY	0- 0	0- 0	2- 2			
0- 0	0- 0	0- 0	NEUTRAL	0- 0	0- 0	0- 0			
7- 3	0- 0	0- 0	CONFERENCE	0- 0	0- 0	7- 3			
4- 1	0- 0	0- 0	HOME	0- 0	0- 0	4- 1			
3- 2	0- 0	0- 0	AWAY	0- 0	0- 0	3- 2			
0- 0	0- 0	0- 0	NEUTRAL	0- 0	0- 0	0- 0			

RPI 1-25				RPI 26-50				RPI 51-100				RPI 101+ Team's RPI: 219			
RPI	S	Opponent	Score	RPI	S	Opponent	Score	RPI	S	Opponent	Score	RPI	S	Opponent	Score
2	A	Baylor	37 98	28	H	Texas	66 81					166	A	New Mexico St.	63 71
21	A	Texas A&M	61 84									196	A	Massachusetts	70 74
												199	H	Prairie View	57 50
												211	H	Texas Southern	55 69
												236	A	UMKC	75 56
												253	H	Louisiana	75 60
												262	H	California Baptist	60 56
												267	A	A&M-Corpus Christi	70 57
												267	H	A&M-Corpus Christi	49 59
												274	A	CSU Bakersfield	63 68
												274	H	CSU Bakersfield	64 56
												279	A	Canisius	57 53
												281	H	Utah Valley	55 57
												297	A	UTSA	58 61
												338	A	Grand Canyon	66 50
												338	H	Grand Canyon	49 42
												342	H	Seattle U	69 56
												348	A	Chicago St.	71 55
LAST 12 Division I GAMES:															
274	H	CSU Bakersfield	64 56	281	H	Utah Valley	55 57								
338	H	Grand Canyon	49 42	338	A	Grand Canyon	66 50								
236	A	UMKC	75 56	274	A	CSU Bakersfield	63 68								
348	A	Chicago St.	71 55	262	H	California Baptist	60 56								
166	A	New Mexico St.	63 71	2	A	Baylor	37 98								
342	H	Seattle U	69 56	21	A	Texas A&M	61 84								

Non-Div I Games: Texas Lutheran 82 38 UNKNOWN 74 43

UTRGV

Loss, Non-Conf, S Site, H Home A Away N Neutral

Average RPI Win:	241	WON-LOST	WINNING	LAST 10	STRENGTH OF	OPP. STRENGTH	TEAM	ADJ.	CONF.	ADJ CONF.
Average RPI Loss:	161	RECORD	PCT. RANK	GAMES	SCHEDULE	OF SCHEDULE	RPI	RPI	RPI	RPI
DIV. I ONLY	4- 17	321	0- 1	180	181	297	297	14	14	
DIV. I NON-CONF.	3- 7	256	0- 0	230	236	306	306	18	18	
TOTALS	RPI 1-25	RPI 26-50	W-L RECORDS	RPI 51-100	RPI 101-150	RPI 150+				
4- 17	0- 0	0- 2	OVERALL	0- 3	0- 4	4- 8				
3- 8	0- 0	0- 0	HOME	0- 1	0- 3	3- 4				
1- 8	0- 0	0- 2	AWAY	0- 2	0- 1	1- 3				
0- 1	0- 0	0- 0	NEUTRAL	0- 0	0- 0	0- 1				
3- 7	0- 0	0- 1	NON-CONFERENCE	0- 1	0- 2	3- 3				
3- 3	0- 0	0- 0	HOME	0- 0	0- 1	3- 2				
0- 3	0- 0	0- 1	AWAY	0- 1	0- 1	0- 0				
0- 1	0- 0	0- 0	NEUTRAL	0- 0	0- 0	0- 1				
1- 10	0- 0	0- 1	CONFERENCE	0- 2	0- 2	1- 5				
0- 5	0- 0	0- 0	HOME	0- 1	0- 2	0- 2				
1- 5	0- 0	0- 1	AWAY	0- 1	0- 0	1- 3				
0- 0	0- 0	0- 0	NEUTRAL	0- 0	0- 0	0- 0				

RPI S	Opponent	Score	RPI S	Opponent	Score	RPI S	Opponent	Score	RPI S	Opponent	Score	Team's RPI: 297
28	A Texas	54 98	55	H Middle Tenn.	52 72	120	A Seton Hall	53 84	123	H IUPUI	50 58	
31	A Rice	54 85	71	A Old Dominion	47 72	125	H UAB	42 59	129	H Western Ky.	62 81	
			88	A UT Arlington	48 53	153	A Charlotte	54 66	171	A North Texas	57 54	
						181	H Texas St.	60 68	219	H UTRGV	61 58	
						221	H Utah St.	56 62	226	H Marshall	72 79	
						258	H San Diego	87 77	265	H UTEP	60 73	
						294	A Fla. Atlantic	70 86	300	N UMBC	58 72	
						317	H Weber St.	66 59	325	A FIU	40 51	
LAST 12 Division I GAMES:												
294	A Fla. Atlantic	70 86	125	H UAB	42 59							
325	A FIU	40 51	55	H Middle Tenn.	52 72							
226	H Marshall	72 79	171	A North Texas	57 54							
129	H Western Ky.	62 81	31	A Rice	54 85							
71	A Old Dominion	47 72	265	H UTEP	60 73							
153	A Charlotte	54 66	88	A UT Arlington	48 53							

Non-Div I Games: Concordia (TX) 78 51 Tex. A&M-Kingsville 86 55

UTSA

Loss, Non-Conf, S Site, H Home A Away N Neutral

Average RPI Win:	167	WON-LOST	WINNING	LAST 10	STRENGTH OF	OPP. STRENGTH	TEAM	ADJ.	CONF.	ADJ CONF.
Average RPI Loss:	28	RECORD	PCT. RANK	GAMES	SCHEDULE	OF SCHEDULE	RPI	RPI	RPI	RPI
DIV. I ONLY	18- 5	32	1- 0	129	31	51	51	2	2	
DIV. I NON-CONF.	11- 0	1	1- 0	318	151	65	65	2	2	
TOTALS	RPI 1-25	RPI 26-50	W-L RECORDS	RPI 51-100	RPI 101-150	RPI 150+				
18- 5	1- 2	2- 3	OVERALL	1- 0	6- 0	8- 0				
11- 3	1- 1	2- 2	HOME	1- 0	3- 0	4- 0				
5- 2	0- 1	0- 1	AWAY	0- 0	3- 0	2- 0				
2- 0	0- 0	0- 0	NEUTRAL	0- 0	0- 0	2- 0				
11- 0	0- 0	1- 0	NON-CONFERENCE	0- 0	2- 0	8- 0				
7- 0	0- 0	1- 0	HOME	0- 0	2- 0	4- 0				
2- 0	0- 0	0- 0	AWAY	0- 0	0- 0	2- 0				
2- 0	0- 0	0- 0	NEUTRAL	0- 0	0- 0	2- 0				
7- 5	1- 2	1- 3	CONFERENCE	1- 0	4- 0	0- 0				
4- 3	1- 1	1- 2	HOME	1- 0	1- 0	0- 0				
3- 2	0- 1	0- 1	AWAY	0- 0	3- 0	0- 0				
0- 0	0- 0	0- 0	NEUTRAL	0- 0	0- 0	0- 0				

RPI 1-25				RPI 26-50				RPI 51-100				RPI 101+			
RPI	S	Opponent	Score	RPI	S	Opponent	Score	RPI	S	Opponent	Score	RPI	S	Opponent	Score
4	A	Oregon	65 87	30	A	Oregon St.	63 71	80	H	Arizona	80 64	102	H	Idaho St.	74 60
5	H	Stanford	75 68	36	H	California	87 74					122	A	Washington St.	72 68
18	H	Arizona St.	63 65	37	H	BYU	78 67					131	H	Alabama	72 62
				38	H	UCLA	90 100					134	A	Colorado	76 61
				49	H	Southern California	80 84					134	H	Colorado	78 59
												146	A	Washington	58 43
												197	A	Eastern Wash.	95 51
												209	N	Florida	74 58
												233	A	Nevada	74 52
												243	N	Hawaii	73 48
												259	H	Long Beach St.	82 59
												281	H	Utah Valley	85 47
												317	H	Weber St.	77 56
												342	H	Seattle U	89 62
LAST 12 Division I GAMES:															
243	N	Hawaii	73 48	36	H	California	87 74								
38	H	UCLA	90 100	134	H	Colorado	78 59								
49	H	Southern California	80 84	146	A	Washington	58 43								
30	A	Oregon St.	63 71	122	A	Washington St.	72 68								
4	A	Oregon	65 87	80	H	Arizona	80 64								
5	H	Stanford	75 68	18	H	Arizona St.	63 65								

Non-Div I Games:

Utah

Average RPI Win:	219	WON-LOST	WINNING	LAST 10	STRENGTH OF	OPP. STRENGTH	TEAM	ADJ.	CONF.	ADJ CONF.
Average RPI Loss:	138	RECORD	PCT. RANK	GAMES	SCHEDULE	OF SCHEDULE	RPI	RPI	RPI	RPI
DIV. I ONLY	9- 12	216	0- 1	247	89	221	221	15	15	
DIV. I NON-CONF.	4- 6	212	0- 0	188	30	200	200	13	13	
TOTALS	RPI 1-25	RPI 26-50	W-L RECORDS	RPI 51-100	RPI 101-150	RPI 150+				
9- 12	0- 1	1- 3	OVERALL	0- 0	1- 3	7- 5				
4- 6	0- 1	1- 2	HOME	0- 0	0- 1	3- 2				
5- 4	0- 0	0- 0	AWAY	0- 0	1- 1	4- 3				
0- 2	0- 0	0- 1	NEUTRAL	0- 0	0- 1	0- 0				
4- 6	0- 1	0- 2	NON-CONFERENCE	0- 0	1- 1	3- 2				
1- 3	0- 1	0- 1	HOME	0- 0	0- 0	1- 1				
3- 1	0- 0	0- 0	AWAY	0- 0	1- 0	2- 1				
0- 2	0- 0	0- 1	NEUTRAL	0- 0	0- 1	0- 0				
5- 6	0- 0	1- 1	CONFERENCE	0- 0	0- 2	4- 3				
3- 3	0- 0	1- 1	HOME	0- 0	0- 1	2- 1				
2- 3	0- 0	0- 0	AWAY	0- 0	0- 1	2- 2				
0- 0	0- 0	0- 0	NEUTRAL	0- 0	0- 0	0- 0				

RPI 1-25				RPI 26-50				RPI 51-100				RPI 101+ Team's RPI: 221			
RPI	S	Opponent	Score	RPI	S	Opponent	Score	RPI	S	Opponent	Score	RPI	S	Opponent	Score
4	H	Oregon	58 88	37	H	BYU	57 62					113	A	Fresno St.	59 70
				47	H	Wyoming	50 42					113	H	Fresno St.	53 64
				48	H	New Mexico	64 68					122	A	Washington St.	72 61
				49	N	Southern California	46 55					134	N	Colorado	68 78
												161	A	Portland	54 61
												171	A	North Texas	57 41
												204	H	San Diego St.	54 56
												216	A	UNLV	56 77
												233	H	Nevada	79 76
												249	A	Colorado St.	72 53
												252	A	Air Force	48 44
												259	H	Long Beach St.	48 50
												281	H	Utah Valley	67 62
												297	A	UTSA	62 56
												323	A	San Jose St.	59 68
												323	H	San Jose St.	82 49
LAST 12 Division I GAMES:															
204	H	San Diego St.	54 56	323	H	San Jose St.	82 49								
113	H	Fresno St.	53 64	47	H	Wyoming	50 42								
216	A	UNLV	56 77	113	A	Fresno St.	59 70								
323	A	San Jose St.	59 68	252	A	Air Force	48 44								
48	H	New Mexico	64 68	233	H	Nevada	79 76								
249	A	Colorado St.	72 53	259	H	Long Beach St.	48 50								

Non-Div I Games: Northern N.M. 106 35

Utah St.

■ Loss,
■ Non-Conf,
■ S Site,
■ H Home
■ A Away
N Neutral

Utah Valley

Through Games Of Feb. 12, 2019

Average RPI Win:	293	WON-LOST	WINNING	LAST 10	STRENGTH OF	OPP. STRENGTH	TEAM	ADJ.	CONF.	ADJ CONF.
Average RPI Loss:	175	RECORD	PCT. RANK	GAMES	SCHEDULE	OF SCHEDULE	RPI	RPI	RPI	RPI
DIV. I ONLY	9- 10	186	1- 0	335	291	281	281	30	30	
DIV. I NON-CONF.	3- 7	256	0- 0	258	192	300	300	30	30	
TOTALS	RPI 1-25	RPI 26-50	W-L RECORDS	RPI 51-100	RPI 101-150	RPI 150+				
9- 10	0- 0	0- 1	OVERALL	0- 1	0- 1	9- 7				
7- 3	0- 0	0- 1	HOME	0- 0	0- 0	7- 2				
2- 7	0- 0	0- 0	AWAY	0- 1	0- 1	2- 5				
0- 0	0- 0	0- 0	NEUTRAL	0- 0	0- 0	0- 0				
3- 7	0- 0	0- 1	NON-CONFERENCE	0- 1	0- 1	3- 4				
3- 2	0- 0	0- 1	HOME	0- 0	0- 0	3- 1				
0- 5	0- 0	0- 0	AWAY	0- 1	0- 1	0- 3				
0- 0	0- 0	0- 0	NEUTRAL	0- 0	0- 0	0- 0				
6- 3	0- 0	0- 0	CONFERENCE	0- 0	0- 0	6- 3				
4- 1	0- 0	0- 0	HOME	0- 0	0- 0	4- 1				
2- 2	0- 0	0- 0	AWAY	0- 0	0- 0	2- 2				
0- 0	0- 0	0- 0	NEUTRAL	0- 0	0- 0	0- 0				

RPI 1-25			RPI 26-50			RPI 51-100			RPI 101+			Team's RPI: 281
RPI	S	Opponent	Score	RPI	S	Opponent	Score	RPI	S	Opponent	Score	
				37	H	BYU	51 77	51	A	Utah	47 85	
								102	A	Idaho St.	68 80	
								161	H	Portland	60 65	
								165	H	UC Riverside	56 53	
								166	A	New Mexico St.	52 58	
								219	A	UTRGV	57 55	
								221	A	Utah St.	62 67	
								236	H	UMKC	64 68	
								246	A	Cal St. Fullerton	55 56	
								262	A	California Baptist	54 83	
								271	A	Southern Utah	59 60	
								274	H	CSU Bakersfield	78 70	
								293	H	UC Santa Barbara	63 54	
								317	H	Weber St.	65 59	
								338	H	Grand Canyon	57 46	
								342	A	Seattle U	58 55	
								342	H	Seattle U	63 56	
								348	H	Chicago St.	76 61	
LAST 12 Division I GAMES:												
342	H	Seattle U	63 56	342	A	Seattle U	58 55					
262	A	California Baptist	54 83	274	H	CSU Bakersfield	78 70					
348	H	Chicago St.	76 61	338	H	Grand Canyon	57 46					
236	H	UMKC	64 68	246	A	Cal St. Fullerton	55 56					
166	A	New Mexico St.	52 58	165	H	UC Riverside	56 53					
219	A	UTRGV	57 55	317	H	Weber St.	65 59					

Non-Div I Games: Ottawa (AZ) 90 61 La Verne 86 79 Arizona Christian 76 68

Utah Valley

Loss, Non-Conf, S Site, H Home A Away N Neutral

VCU				STRENGTH OF	OPP. STRENGTH	TEAM	ADJ.	CONF.	ADJ CONF.
Average RPI Win:	220	WON-LOST	WINNING	LAST 10	SCHEDULE	OF SCHEDULE	RPI	RPI	RPI
Average RPI Loss:	101	RECORD	PCT. RANK	GAMES					
DIV. I ONLY	18- 6	45	1- 0	273	120	108	108	17	17
DIV. I NON-CONF.	8- 5	119	0- 0	187	115	113	113	16	16

TOTALS	RPI 1-25	RPI 26-50	W-L RECORDS	RPI 51-100	RPI 101-150	RPI 150+			
18- 6	0- 1	0- 0	OVERALL	1- 3	3- 1	14- 1			
10- 1	0- 0	0- 0	HOME	0- 1	2- 0	8- 0			
7- 4	0- 1	0- 0	AWAY	1- 2	1- 0	5- 1			
1- 1	0- 0	0- 0	NEUTRAL	0- 0	0- 1	1- 0			
8- 5	0- 1	0- 0	NON-CONFERENCE	1- 3	2- 1	5- 0			
4- 1	0- 0	0- 0	HOME	0- 1	2- 0	2- 0			
3- 3	0- 1	0- 0	AWAY	1- 2	0- 0	2- 0			
1- 1	0- 0	0- 0	NEUTRAL	0- 0	0- 1	1- 0			
10- 1	0- 0	0- 0	CONFERENCE	0- 0	1- 0	9- 1			
6- 0	0- 0	0- 0	HOME	0- 0	0- 0	6- 0			
4- 1	0- 0	0- 0	AWAY	0- 0	1- 0	3- 1			
0- 0	0- 0	0- 0	NEUTRAL	0- 0	0- 0	0- 0			

RPI 1-25				RPI 26-50				RPI 51-100				RPI 101+ Team's RPI: 108			
RPI	S	Opponent	Score	RPI	S	Opponent	Score	RPI	S	Opponent	Score	RPI	S	Opponent	Score
24	A	North Carolina	47 59					71	A	Old Dominion	57 60	103	H	UNCW	58 47
								86	A	Cincinnati	54 66	119	H	Wake Forest	53 40
								91	A	Georgetown	47 45	123	N	IUPUI	61 63
								93	H	Radford	49 54	130	A	Fordham	47 44
												163	A	William & Mary	72 55
												195	H	Saint Louis	57 47
												196	H	Massachusetts	52 48
												208	A	George Washington	48 57
												212	A	St. Bonaventure	59 50
												220	A	N.C. A&T	54 48
												228	H	Rhode Island	74 39
												255	A	Saint Joseph's	65 47
												255	H	Saint Joseph's	59 40
												256	A	Richmond	68 43
												256	H	Richmond	58 37
												285	H	La Salle	68 38
												317	N	Weber St.	64 36
												340	H	Longwood	84 55
												346	H	Delaware St.	97 55
LAST 12 Division I GAMES:															
256	H	Richmond	58 37	228	H	Rhode Island	74 39								
212	A	St. Bonaventure	59 50	130	A	Fordham	47 44								
255	A	Saint Joseph's	65 47	256	A	Richmond	68 43								
196	H	Massachusetts	52 48	285	H	La Salle	68 38								
195	H	Saint Louis	57 47	255	H	Saint Joseph's	59 40								
208	A	George Washington	48 57	346	H	Delaware St.	97 55								

Non-Div I Games:

VCU

■ Loss,
 ■ Non-Conf, S Site,
 ■ Home
 ■ Away
 N Neutral

Valparaiso

Through Games Of Feb. 12, 2019

Average RPI Win:	284	WON-LOST	WINNING	LAST 10	STRENGTH OF	OPP. STRENGTH	TEAM	ADJ.	CONF.	ADJ CONF.
Average RPI Loss:	153	RECORD	PCT. RANK	GAMES	SCHEDULE	OF SCHEDULE	RPI	RPI	RPI	RPI
DIV. I ONLY	6- 17	295	0- 1	233	208	292	292	13	13	
DIV. I NON-CONF.	4- 8	241	0- 0	327	314	322	322	15	15	
TOTALS	RPI 1-25	RPI 26-50	W-L RECORDS	RPI 51-100	RPI 101-150	RPI 150+				
6- 17	0- 2	0- 0	OVERALL	0- 5	0- 1	6- 9				
3- 9	0- 1	0- 0	HOME	0- 3	0- 0	3- 5				
2- 8	0- 1	0- 0	AWAY	0- 2	0- 1	2- 4				
1- 0	0- 0	0- 0	NEUTRAL	0- 0	0- 0	1- 0				
4- 8	0- 0	0- 0	NON-CONFERENCE	0- 2	0- 1	4- 5				
1- 5	0- 0	0- 0	HOME	0- 2	0- 0	1- 3				
2- 3	0- 0	0- 0	AWAY	0- 0	0- 1	2- 2				
1- 0	0- 0	0- 0	NEUTRAL	0- 0	0- 0	1- 0				
2- 9	0- 2	0- 0	CONFERENCE	0- 3	0- 0	2- 4				
2- 4	0- 1	0- 0	HOME	0- 1	0- 0	2- 2				
0- 5	0- 1	0- 0	AWAY	0- 2	0- 0	0- 2				
0- 0	0- 0	0- 0	NEUTRAL	0- 0	0- 0	0- 0				

RPI 1-25				RPI 26-50				RPI 51-100				RPI 101+ Team's RPI: 292			
RPI	S	Opponent	Score	RPI	S	Opponent	Score	RPI	S	Opponent	Score	RPI	S	Opponent	Score
22	A	Drake	53 84					62	H	Miami (OH)	47 68	121	A	Morehead St.	62 68
22	H	Drake	62 88					63	A	Missouri St.	63 108	156	H	Bradley	76 73
								83	A	UNI	52 71	160	A	Southern Ill.	65 87
								83	H	UNI	56 64	173	H	Indiana St.	82 86
								87	H	Toledo	59 65	186	A	Illinois	54 73
												191	H	Illinois St.	67 70
												224	H	North Dakota	56 62
												231	H	Bowling Green	72 79
												251	A	Loyola Chicago	54 80
												260	N	St. Francis Brooklyn	78 76
												270	H	Eastern Ill.	62 60
												320	H	North Dakota St.	48 51
												329	A	UIC	65 75
												334	A	Purdue Fort Wayne	68 64
												336	H	Evansville	93 49
												348	A	Chicago St.	76 70
LAST 12 Division I GAMES:															
83	H	UNI	56 64	336	H	Evansville	93 49								
22	H	Drake	62 88	173	H	Indiana St.	82 86								
191	H	Illinois St.	67 70	22	A	Drake	53 84								
156	H	Bradley	76 73	83	A	UNI	52 71								
63	A	Missouri St.	63 108	251	A	Loyola Chicago	54 80								
160	A	Southern Ill.	65 87	231	H	Bowling Green	72 79								

Non-Div I Games:

Valparaiso

■ Loss,
■ Non-Conf, S Site,
■ Home
■ Away
N Neutral

Vanderbilt

Through Games Of Feb. 12, 2019

Average RPI Win:	259	WON-LOST	WINNING	LAST 10	STRENGTH OF	OPP. STRENGTH	TEAM	ADJ.	CONF.	ADJ CONF.
Average RPI Loss:	50	RECORD	PCT. RANK	GAMES	SCHEDULE	OF SCHEDULE	RPI	RPI	RPI	RPI
DIV. I ONLY	6- 17	295	0- 1	26	51	176	176	5	5	
DIV. I NON-CONF.	5- 8	224	0- 0	88	67	184	184	4	4	
TOTALS	RPI 1-25	RPI 26-50	W-L RECORDS	RPI 51-100	RPI 101-150	RPI 150+				
6- 17	0- 6	0- 4	OVERALL	0- 4	0- 3	6- 0				
5- 6	0- 1	0- 2	HOME	0- 1	0- 2	5- 0				
1- 8	0- 3	0- 2	AWAY	0- 3	0- 0	1- 0				
0- 3	0- 2	0- 0	NEUTRAL	0- 0	0- 1	0- 0				
5- 8	0- 3	0- 1	NON-CONFERENCE	0- 2	0- 2	5- 0				
4- 2	0- 0	0- 1	HOME	0- 0	0- 1	4- 0				
1- 3	0- 1	0- 0	AWAY	0- 2	0- 0	1- 0				
0- 3	0- 2	0- 0	NEUTRAL	0- 0	0- 1	0- 0				
1- 9	0- 3	0- 3	CONFERENCE	0- 2	0- 1	1- 0				
1- 4	0- 1	0- 1	HOME	0- 1	0- 1	1- 0				
0- 5	0- 2	0- 2	AWAY	0- 1	0- 0	0- 0				
0- 0	0- 0	0- 0	NEUTRAL	0- 0	0- 0	0- 0				

RPI S	Opponent	Score	RPI S	Opponent	Score	RPI S	Opponent	Score	RPI S	Opponent	Score	Team's RPI: 176
6 N	UConn	42 80	26 A	Kentucky	55 77	54 A	Kansas St.	61 72	104 H	Georgia	64 71	
12 A	NC State	54 74	27 H	Central Mich.	57 66	55 A	Middle Tenn.	58 65	115 N	Creighton	55 75	
15 A	South Carolina	69 80	33 A	Missouri	46 69	61 H	Tennessee	65 82	137 H	North Ala.	71 74	
21 A	Texas A&M	53 69	50 H	Auburn	70 72	82 A	Arkansas	62 83	182 A	Ball St.	60 43	
21 H	Texas A&M	43 50							194 H	Ole Miss	80 68	
23 N	Miami (FL)	65 90							268 H	Samford	77 52	
									287 H	Austin Peay	99 70	
									290 H	Tennessee St.	89 63	
									335 H	Presbyterian	78 43	
LAST 12 Division I GAMES:												
33 A	Missouri	46 69	82 A	Arkansas	62 83							
61 H	Tennessee	65 82	21 H	Texas A&M	43 50							
21 A	Texas A&M	53 69	104 H	Georgia	64 71							
15 A	South Carolina	69 80	26 A	Kentucky	55 77							
194 H	Ole Miss	80 68	268 H	Samford	77 52							
50 H	Auburn	70 72	115 N	Creighton	55 75							

Non-Div I Games:

Vanderbilt

Loss, Non-Conf, S Site, H Home A Away N Neutral

Average RPI Win:	280	WON-LOST	WINNING	LAST 10	STRENGTH OF	OPP. STRENGTH	TEAM	ADJ.	CONF.	ADJ CONF.
Average RPI Loss:	165	RECORD	PCT. RANK	GAMES	SCHEDULE	OF SCHEDULE	RPI	RPI	RPI	RPI
DIV. I ONLY	8- 14	247	0- 1	236	292	277	277	23	23	
DIV. I NON-CONF.	3- 8	267	0- 1	195	299	289	289	25	25	
TOTALS	RPI 1-25	RPI 26-50	W-L RECORDS	RPI 51-100	RPI 101-150	RPI 150+				
8- 14	0- 0	0- 0	OVERALL	0- 4	0- 3	8- 7				
5- 7	0- 0	0- 0	HOME	0- 3	0- 0	5- 4				
3- 7	0- 0	0- 0	AWAY	0- 1	0- 3	3- 3				
0- 0	0- 0	0- 0	NEUTRAL	0- 0	0- 0	0- 0				
3- 8	0- 0	0- 0	NON-CONFERENCE	0- 2	0- 2	3- 4				
2- 5	0- 0	0- 0	HOME	0- 2	0- 0	2- 3				
1- 3	0- 0	0- 0	AWAY	0- 0	0- 2	1- 1				
0- 0	0- 0	0- 0	NEUTRAL	0- 0	0- 0	0- 0				
5- 6	0- 0	0- 0	CONFERENCE	0- 2	0- 1	5- 3				
3- 2	0- 0	0- 0	HOME	0- 1	0- 0	3- 1				
2- 4	0- 0	0- 0	AWAY	0- 1	0- 1	2- 2				
0- 0	0- 0	0- 0	NEUTRAL	0- 0	0- 0	0- 0				

RPI S	Opponent	Score	RPI S	Opponent	Score	RPI S	Opponent	Score	RPI S	Opponent	Score	Team's RPI: 277
						73	H Yale	55 58	106	A Hartford	32 61	
						75	A Maine	45 66	118	A Kansas	36 77	
						75	H Maine	51 63	148	A South Fla.	55 102	
						77	H Drexel	44 60	159	H Stony Brook	61 67	
									180	H Rider	54 49	
									200	H Dartmouth	42 66	
									210	H Holy Cross	40 65	
									228	H Rhode Island	58 61	
									240	A Albany (NY)	40 65	
									240	H Albany (NY)	52 39	
									264	A Binghamton	58 57	
									279	A Canisius	46 67	
									300	A UMBC	58 44	
									309	H Wagner	56 54	
									312	A NJIT	71 63	
									313	H New Hampshire	69 60	
									322	A UMass Lowell	51 54	
									322	H UMass Lowell	52 42	
LAST 12 Division I GAMES:												
			77	H Drexel	44 60	264	A Binghamton	58 57				
			240	A Albany (NY)	40 65	313	H New Hampshire	69 60				
			75	A Maine	45 66	106	A Hartford	32 61				
			322	H UMass Lowell	52 42	75	H Maine	51 63				
			159	H Stony Brook	61 67	240	H Albany (NY)	52 39				
			300	A UMBC	58 44	322	A UMass Lowell	51 54				

Non-Div I Games: Norwich 78 28

Vermont

Average RPI Win: 146	WON-LOST	WINNING	LAST 10	STRENGTH OF	OPP. STRENGTH	TEAM	ADJ.	CONF.	ADJ CONF.
Average RPI Loss: 46	RECORD	PCT. RANK	GAMES	SCHEDULE	OF SCHEDULE	RPI	RPI	RPI	RPI
DIV. I ONLY	15- 9	106	0- 1	32	45	41	41	6	6
DIV. I NON-CONF.	9- 2	43	0- 0	72	75	21	21	5	5
TOTALS	RPI 1-25	RPI 26-50	W-L RECORDS	RPI 51-100	RPI 101-150	RPI 150+			
15- 9	0- 3	0- 3	OVERALL	2- 2	7- 1	6- 0			
8- 3	0- 1	0- 2	HOME	1- 0	4- 0	3- 0			
7- 5	0- 2	0- 1	AWAY	1- 1	3- 1	3- 0			
0- 1	0- 0	0- 0	NEUTRAL	0- 1	0- 0	0- 0			
9- 2	0- 1	0- 0	NON-CONFERENCE	2- 1	2- 0	5- 0			
5- 0	0- 0	0- 0	HOME	1- 0	2- 0	2- 0			
4- 1	0- 1	0- 0	AWAY	1- 0	0- 0	3- 0			
0- 1	0- 0	0- 0	NEUTRAL	0- 1	0- 0	0- 0			
6- 7	0- 2	0- 3	CONFERENCE	0- 1	5- 1	1- 0			
3- 3	0- 1	0- 2	HOME	0- 0	2- 0	1- 0			
3- 4	0- 1	0- 1	AWAY	0- 1	3- 1	0- 0			
0- 0	0- 0	0- 0	NEUTRAL	0- 0	0- 0	0- 0			

RPI 1-25				RPI 26-50				Team's RPI: 41	RPI 51-100				RPI 101+			
RPI	S	Opponent	Score	RPI	S	Opponent	Score		RPI	S	Opponent	Score	RPI	S	Opponent	Score
8	A	Marquette	55 93	34	A	DePaul	70 93		68	N	Virginia Tech	59 61	104	H	Georgia	62 56
8	H	Marquette	55 91	34	H	DePaul	59 66		69	A	Penn	58 50	106	H	Hartford	59 41
14	A	UCF	56 71	44	H	Butler	55 63		91	A	Georgetown	63 68	109	A	St. John's (NY)	73 57
									94	H	Princeton	67 46	115	A	Creighton	54 52
													115	H	Creighton	67 62
													117	A	Providence	61 67
													117	H	Providence	53 33
													120	A	Seton Hall	70 66
													151	A	Lehigh	70 48
													170	H	Temple	76 68
													172	H	Xavier	75 71
													208	A	George Washington	60 45
													255	A	Saint Joseph's	47 35
													285	H	La Salle	81 68
LAST 12 Division I GAMES:																
8	A	Marquette	55 93	91	A	Georgetown	63 68									
34	A	DePaul	70 93	69	A	Penn	58 50									
115	H	Creighton	67 62	34	H	DePaul	59 66									
117	H	Providence	53 33	8	H	Marquette	55 91									
109	A	St. John's (NY)	73 57	117	A	Providence	61 67									
120	A	Seton Hall	70 66	115	A	Creighton	54 52									

Non-Div I Games:

Villanova

■ Loss,
■ Non-Conf, S Site,
■ Home
■ Away
N Neutral

Virginia

Through Games Of Feb. 12, 2019

Average RPI Win:	139	WON-LOST	WINNING	LAST 10	STRENGTH OF	OPP. STRENGTH	TEAM	ADJ.	CONF.	ADJ CONF.
Average RPI Loss:	53	RECORD	PCT. RANK	GAMES	SCHEDULE	OF SCHEDULE	RPI	RPI	RPI	RPI
DIV. I ONLY	10- 14	225	1- 0	8	17	96	96	1	1	
DIV. I NON-CONF.	6- 7	172	0- 0	30	54	115	115	1	1	
TOTALS	RPI 1-25	RPI 26-50	W-L RECORDS	RPI 51-100	RPI 101-150	RPI 150+				
10- 14	0- 7	0- 2	OVERALL	4- 2	3- 2	3- 1				
7- 7	0- 3	0- 1	HOME	3- 1	1- 1	3- 1				
2- 6	0- 4	0- 1	AWAY	1- 1	1- 0	0- 0				
1- 1	0- 0	0- 0	NEUTRAL	0- 0	1- 1	0- 0				
6- 7	0- 2	0- 2	NON-CONFERENCE	2- 1	1- 1	3- 1				
4- 4	0- 1	0- 1	HOME	1- 1	0- 0	3- 1				
1- 2	0- 1	0- 1	AWAY	1- 0	0- 0	0- 0				
1- 1	0- 0	0- 0	NEUTRAL	0- 0	1- 1	0- 0				
4- 7	0- 5	0- 0	CONFERENCE	2- 1	2- 1	0- 0				
3- 3	0- 2	0- 0	HOME	2- 0	1- 1	0- 0				
1- 4	0- 3	0- 0	AWAY	0- 1	1- 0	0- 0				
0- 0	0- 0	0- 0	NEUTRAL	0- 0	0- 0	0- 0				

RPI 1-25				RPI 26-50				RPI 51-100 Team's RPI: 96				RPI 101+			
RPI	S	Opponent	Score	RPI	S	Opponent	Score	RPI	S	Opponent	Score	RPI	S	Opponent	Score
3	A	Louisville	43 91	26	A	Kentucky	51 63	58	A	Clemson	65 71	105	H	Boston College	79 77
7	H	Mississippi St.	44 72	27	H	Central Mich.	61 74	68	H	Virginia Tech	62 58	119	H	Wake Forest	42 52
9	A	Syracuse	68 72					71	A	Old Dominion	73 67	127	A	Pittsburgh	74 57
12	H	NC State	38 66					74	H	Duke	53 47	131	N	Alabama	52 64
16	H	Florida St.	61 63					93	H	Radford	44 57	148	N	South Fla.	74 67
20	A	Michigan St.	66 91					95	H	American	57 54	153	H	Charlotte	65 61
23	A	Miami (FL)	59 72									195	H	Saint Louis	65 67
												220	H	N.C. A&T	67 57
												326	H	Coppin St.	55 41
LAST 12 Division I GAMES:															
74	H	Duke	53 47	3	A	Louisville	43 91	12	H	NC State	38 66	68	H	Virginia Tech	62 58
105	H	Boston College	79 77	23	A	Miami (FL)	59 72	58	A	Clemson	65 71	16	H	Florida St.	61 63
23	A	Miami (FL)	59 72	9	A	Syracuse	68 72	16	H	Florida St.	61 63	153	H	Charlotte	65 61
9	A	Syracuse	68 72	119	H	Wake Forest	42 52								
119	H	Wake Forest	42 52	127	A	Pittsburgh	74 57								

Non-Div I Games:

Virginia

■ Loss,
■ Non-Conf, S Site,
■ Home
■ Away
N Neutral

Average RPI Win:	179	WON-LOST	WINNING	LAST 10	STRENGTH OF	OPP. STRENGTH	TEAM	ADJ.	CONF.	ADJ CONF.
Average RPI Loss:	23	RECORD	PCT. RANK	GAMES	SCHEDULE	OF SCHEDULE	RPI	RPI	RPI	RPI
DIV. I ONLY	15- 8	91	0- 1	63	25	68	68	1	1	
DIV. I NON-CONF.	13- 0	1	0- 0	259	136	36	36	1	1	
TOTALS	RPI 1-25	RPI 26-50	W-L RECORDS	RPI 51-100	RPI 101-150	RPI 150+				
15- 8	1- 7	1- 0	OVERALL	1- 1	5- 0	7- 0				
8- 5	1- 5	0- 0	HOME	1- 0	1- 0	5- 0				
3- 3	0- 2	0- 0	AWAY	0- 1	2- 0	1- 0				
4- 0	0- 0	1- 0	NEUTRAL	0- 0	2- 0	1- 0				
13- 0	1- 0	1- 0	NON-CONFERENCE	1- 0	3- 0	7- 0				
8- 0	1- 0	0- 0	HOME	1- 0	1- 0	5- 0				
1- 0	0- 0	0- 0	AWAY	0- 0	0- 0	1- 0				
4- 0	0- 0	1- 0	NEUTRAL	0- 0	2- 0	1- 0				
2- 8	0- 7	0- 0	CONFERENCE	0- 1	2- 0	0- 0				
0- 5	0- 5	0- 0	HOME	0- 0	0- 0	0- 0				
2- 3	0- 2	0- 0	AWAY	0- 1	2- 0	0- 0				
0- 0	0- 0	0- 0	NEUTRAL	0- 0	0- 0	0- 0				

RPI 1-25				RPI 26-50				RPI 51-100				Team's RPI: 68		RPI 101+			
RPI	S	Opponent	Score	RPI	S	Opponent	Score	RPI	S	Opponent	Score		RPI	S	Opponent	Score	
1	H	Notre Dame	51 80	41	N	Villanova	61 59	93	H	Radford	55 44		105	A	Boston College	95 86	
3	H	Louisville	63 72					96	A	Virginia	58 62		107	N	Ohio St.	81 73	
9	H	Syracuse	73 75										114	N	Dayton	69 57	
12	A	NC State	61 70										127	A	Pittsburgh	74 58	
16	H	Florida St.	54 56										141	H	Chattanooga	74 59	
19	H	Rutgers	67 51										213	H	Monmouth	82 49	
23	A	Miami (FL)	61 68										237	A	Liberty	72 61	
24	H	North Carolina	69 81										256	N	Richmond	85 57	
													263	H	Mt. St. Mary's	83 51	
													289	H	Ga. Southern	78 49	
													340	H	Longwood	93 39	
													343	H	USC Upstate	96 45	
LAST 12 Division I GAMES:																	
3	H	Louisville	63 72	1	H	Notre Dame	51 80										
105	A	Boston College	95 86	96	A	Virginia	58 62										
127	A	Pittsburgh	74 58	9	H	Syracuse	73 75										
16	H	Florida St.	54 56	23	A	Miami (FL)	61 68										
24	H	North Carolina	69 81	340	H	Longwood	93 39										
12	A	NC State	61 70	107	N	Ohio St.	81 73										

Non-Div I Games:

Virginia Tech

■ Loss,
 ■ Non-Conf, S Site,
 ■ Home
 ■ Away
 N Neutral

W
a
g
n
e
rW
a
g
n
e
rW
a
g
n
e
r

Wagner

Loss, Non-Conf, S Site, H Home A Away N Neutral

Wake Forest

Through Games Of Feb. 12, 2019

Average RPI Win:	167	WON-LOST	WINNING	LAST 10	STRENGTH OF	OPP. STRENGTH	TEAM	ADJ.	CONF.	ADJ CONF.
Average RPI Loss:	63	RECORD	PCT. RANK	GAMES	SCHEDULE	OF SCHEDULE	RPI	RPI	RPI	RPI
DIV. I ONLY	10- 14	225	0- 1	14	69	119	119	1	1	
DIV. I NON-CONF.	9- 4	85	0- 0	59	275	81	81	1	1	
TOTALS	RPI 1-25	RPI 26-50	W-L RECORDS	RPI 51-100	RPI 101-150	RPI 150+				
10- 14	0- 6	1- 2	OVERALL	1- 2	2- 2	6- 2				
7- 8	0- 3	1- 2	HOME	0- 1	2- 1	4- 1				
2- 6	0- 3	0- 0	AWAY	1- 1	0- 1	1- 1				
1- 0	0- 0	0- 0	NEUTRAL	0- 0	0- 0	1- 0				
9- 4	0- 0	1- 1	NON-CONFERENCE	0- 0	2- 1	6- 2				
7- 2	0- 0	1- 1	HOME	0- 0	2- 0	4- 1				
1- 2	0- 0	0- 0	AWAY	0- 0	0- 1	1- 1				
1- 0	0- 0	0- 0	NEUTRAL	0- 0	0- 0	1- 0				
1- 10	0- 6	0- 1	CONFERENCE	1- 2	0- 1	0- 0				
0- 6	0- 3	0- 1	HOME	0- 1	0- 1	0- 0				
1- 4	0- 3	0- 0	AWAY	1- 1	0- 0	0- 0				
0- 0	0- 0	0- 0	NEUTRAL	0- 0	0- 0	0- 0				

RPI S Opponent	Score	RPI S Opponent	Score	RPI S Opponent	Score	RPI S Opponent	Score	Team's RPI: 119
1 A Notre Dame	48 78	35 H James Madison	50 49	58 H Clemson	53 69	105 H Boston College	64 65	
3 H Louisville	49 73	40 H Indiana	73 87	74 A Duke	52 66	108 A VCU	40 53	
12 H NC State	50 59	42 H Georgia Tech	46 60	96 A Virginia	52 42	109 H St. John's (NY)	64 59	
16 A Florida St.	61 85					116 H Towson	60 53	
23 H Miami (FL)	57 72					153 A Charlotte	69 43	
24 A North Carolina	61 84					157 H Mercer	69 54	
						172 H Xavier	50 62	
						177 H UMES	78 67	
						203 A East Carolina	61 70	
						256 H Richmond	62 48	
						266 H Norfolk St.	63 61	
						305 N South Carolina St.	58 44	
LAST 12 Division I GAMES:								
42 H Georgia Tech	46 60	3 H Louisville	49 73					
58 H Clemson	53 69	24 A North Carolina	61 84					
16 A Florida St.	61 85	1 A Notre Dame	48 78					
12 H NC State	50 59	105 H Boston College	64 65					
96 A Virginia	52 42	23 H Miami (FL)	57 72					
74 A Duke	52 66	266 H Norfolk St.	63 61					

Non-Div I Games:

Wake Forest

■ Loss,
 ■ Non-Conf,
 ■ S Site,
 ■ H Home
 ■ A Away
 N Neutral

Average RPI Win:	189	WON-LOST	WINNING	LAST 10	STRENGTH OF	OPP. STRENGTH	TEAM	ADJ.	CONF.	ADJ CONF.
Average RPI Loss:	53	RECORD	PCT. RANK	GAMES	SCHEDULE	OF SCHEDULE	RPI	RPI	RPI	RPI
DIV. I ONLY	8- 16	256	0- 1	17	59	146	146	2	2	
DIV. I NON-CONF.	7- 5	132	0- 1	100	175	133	133	2	2	
TOTALS	RPI 1-25	RPI 26-50	W-L RECORDS	RPI 51-100	RPI 101-150	RPI 150+				
8- 16	0- 4	0- 5	OVERALL	1- 4	2- 3	5- 0				
6- 7	0- 2	0- 1	HOME	0- 3	2- 1	4- 0				
1- 7	0- 2	0- 4	AWAY	0- 0	0- 1	1- 0				
1- 2	0- 0	0- 0	NEUTRAL	1- 1	0- 1	0- 0				
7- 5	0- 1	0- 0	NON-CONFERENCE	1- 2	1- 2	5- 0				
5- 2	0- 1	0- 0	HOME	0- 1	1- 0	4- 0				
1- 1	0- 0	0- 0	AWAY	0- 0	0- 1	1- 0				
1- 2	0- 0	0- 0	NEUTRAL	1- 1	0- 1	0- 0				
1- 11	0- 3	0- 5	CONFERENCE	0- 2	1- 1	0- 0				
1- 5	0- 1	0- 1	HOME	0- 2	1- 1	0- 0				
0- 6	0- 2	0- 4	AWAY	0- 0	0- 0	0- 0				
0- 0	0- 0	0- 0	NEUTRAL	0- 0	0- 0	0- 0				

RPI	S	Opponent	Score	RPI	S	Opponent	Score	RPI	S	Opponent	Score	RPI	S	Opponent	Score	Team's RPI: 146
4	A	Oregon	71 84	30	A	Oregon St.	67 78	51	H	Utah	43 58	107	H	Ohio St.	69 59	
4	H	Oregon	57 76	30	H	Oregon St.	39 86	57	N	Michigan	73 80	122	H	Washington St.	76 79	
5	A	Stanford	54 91	36	A	California	70 79	66	H	Boise St.	69 73	130	N	Fordham	57 65	
7	H	Mississippi St.	56 103	38	A	UCLA	60 76	74	N	Duke	71 64	134	H	Colorado	68 58	
				49	A	Southern California	57 82	80	H	Arizona	59 69	144	A	Tulane	51 63	
												164	H	Montana	69 54	
												207	H	George Mason	81 52	
												234	H	Northern Ariz.	81 59	
												246	H	Cal St. Fullerton	83 74	
												342	A	Seattle U	69 58	
LAST 12 Division I GAMES:																
66	H	Boise St.	69 73	4	H	Oregon	57 76									
57	N	Michigan	73 80	30	H	Oregon St.	39 86									
130	N	Fordham	57 65	36	A	California	70 79									
80	H	Arizona	59 69	5	A	Stanford	54 91									
38	A	UCLA	60 76	51	H	Utah	43 58									
49	A	Southern California	57 82	134	H	Colorado	68 58									

Non-Div I Games:

Washington

■ Loss,
■ Non-Conf,
■ S Site,
■ H Home
■ A Away
N Neutral

Washington St.

Through Games Of Feb. 12, 2019

Average RPI Win:	152	WON-LOST	WINNING	LAST 10	STRENGTH OF	OPP. STRENGTH	TEAM	ADJ.	CONF.	ADJ CONF.
Average RPI Loss:	57	RECORD	PCT. RANK	GAMES	SCHEDULE	OF SCHEDULE	RPI	RPI	RPI	RPI
DIV. I ONLY	8- 16	256	1- 0	7	34	122	122	2	2	
DIV. I NON-CONF.	5- 6	177	1- 0	70	126	167	167	2	2	
TOTALS	RPI 1-25	RPI 26-50	W-L RECORDS	RPI 51-100	RPI 101-150	RPI 150+				
8- 16	0- 5	0- 6	OVERALL	3- 2	2- 1	3- 2				
5- 7	0- 2	0- 2	HOME	3- 2	1- 0	1- 1				
1- 8	0- 3	0- 4	AWAY	0- 0	1- 0	0- 1				
2- 1	0- 0	0- 0	NEUTRAL	0- 0	0- 1	2- 0				
5- 6	0- 1	0- 1	NON-CONFERENCE	2- 1	0- 1	3- 2				
3- 3	0- 0	0- 1	HOME	2- 1	0- 0	1- 1				
0- 2	0- 1	0- 0	AWAY	0- 0	0- 0	0- 1				
2- 1	0- 0	0- 0	NEUTRAL	0- 0	0- 1	2- 0				
3- 10	0- 4	0- 5	CONFERENCE	1- 1	2- 0	0- 0				
2- 4	0- 2	0- 1	HOME	1- 1	1- 0	0- 0				
1- 6	0- 2	0- 4	AWAY	0- 0	1- 0	0- 0				
0- 0	0- 0	0- 0	NEUTRAL	0- 0	0- 0	0- 0				

RPI 1-25				RPI 26-50				RPI 51-100				RPI 101+ Team's RPI: 122			
RPI	S	Opponent	Score	RPI	S	Opponent	Score	RPI	S	Opponent	Score	RPI	S	Opponent	Score
4	A	Oregon	58 98	30	A	Oregon St.	69 76	51	H	Utah	68 72	118	N	Kansas	63 71
4	H	Oregon	64 79	30	H	Oregon St.	35 52	66	H	Boise St.	95 71	134	H	Colorado	74 48
5	A	Stanford	64 85	36	A	California	63 77	80	H	Arizona	90 88	146	A	Washington	79 76
13	A	Gonzaga	53 76	38	A	UCLA	56 83	92	H	UC Davis	62 75	158	A	CSUN	52 65
18	H	Arizona St.	46 61	46	H	Saint Mary's (CA)	64 70	98	H	Nebraska	87 84	202	N	Jacksonville St.	64 51
				49	A	Southern California	73 81					221	H	Utah St.	61 72
												241	H	San Francisco	91 61
												248	N	Wichita St.	85 59
LAST 12 Division I GAMES:															
248	N	Wichita St.	85 59	30	H	Oregon St.	35 52								
202	N	Jacksonville St.	64 51	4	H	Oregon	64 79								
80	H	Arizona	90 88	5	A	Stanford	64 85								
18	H	Arizona St.	46 61	36	A	California	63 77								
49	A	Southern California	73 81	134	H	Colorado	74 48								
38	A	UCLA	56 83	51	H	Utah	68 72								

Non-Div I Games:

Washington St.

■ Loss,
 ■ Non-Conf,
 ■ S Site,
 ■ H Home
 ■ A Away
 N Neutral

Average RPI Win:	239	WON-LOST	WINNING	LAST 10	STRENGTH OF	OPP. STRENGTH	TEAM	ADJ.	CONF.	ADJ CONF.
Average RPI Loss:	174	RECORD	PCT. RANK	GAMES	SCHEDULE	OF SCHEDULE	RPI	RPI	RPI	RPI
DIV. I ONLY	4- 18	323	0- 0	248	206	317	317	16	16	
DIV. I NON-CONF.	2- 7	288	0- 0	281	250	312	312	12	12	
TOTALS	RPI 1-25	RPI 26-50	W-L RECORDS	RPI 51-100	RPI 101-150	RPI 150+				
4- 18	0- 0	0- 0	OVERALL	1- 2	0- 6	3- 10				
2- 9	0- 0	0- 0	HOME	0- 1	0- 3	2- 5				
2- 8	0- 0	0- 0	AWAY	1- 1	0- 2	1- 5				
0- 1	0- 0	0- 0	NEUTRAL	0- 0	0- 1	0- 0				
2- 7	0- 0	0- 0	NON-CONFERENCE	0- 1	0- 2	2- 4				
1- 2	0- 0	0- 0	HOME	0- 0	0- 0	1- 2				
1- 4	0- 0	0- 0	AWAY	0- 1	0- 1	1- 2				
0- 1	0- 0	0- 0	NEUTRAL	0- 0	0- 1	0- 0				
2- 11	0- 0	0- 0	CONFERENCE	1- 1	0- 4	1- 6				
1- 7	0- 0	0- 0	HOME	0- 1	0- 3	1- 3				
1- 4	0- 0	0- 0	AWAY	1- 0	0- 1	0- 3				
0- 0	0- 0	0- 0	NEUTRAL	0- 0	0- 0	0- 0				

RPI 1-25				RPI 26-50				RPI 51-100				RPI 101+ Team's RPI: 317			
RPI	S	Opponent	Score	RPI	S	Opponent	Score	RPI	S	Opponent	Score	RPI	S	Opponent	Score
								51	A	Utah	56 77	102	H	Idaho St.	57 70
								89	H	Idaho	74 79	108	N	VCU	36 64
								99	A	Northern Colo.	55 54	124	A	Pepperdine	47 68
												138	H	Montana St.	59 66
												140	A	Portland St.	38 65
												140	H	Portland St.	59 77
												161	H	Portland	73 89
												164	H	Montana	60 72
												165	H	UC Riverside	39 71
												197	H	Eastern Wash.	58 64
												232	A	Sacramento St.	62 77
												234	A	Northern Ariz.	64 74
												234	H	Northern Ariz.	64 75
												265	H	UTEP	68 63
												271	A	Southern Utah	79 84
												271	H	Southern Utah	67 66
												281	A	Utah Valley	59 65
												297	A	UTSA	59 66
												321	A	Incarnate Word	72 64
LAST 12 Division I GAMES:															
				234	H	Northern Ariz.	64 75			99	A	Northern Colo.	55 54		
				271	H	Southern Utah	67 66			140	H	Portland St.	59 77		
				232	A	Sacramento St.	62 77			102	H	Idaho St.	57 70		
				140	A	Portland St.	38 65			271	A	Southern Utah	79 84		
				164	H	Montana	60 72			234	A	Northern Ariz.	64 74		
				138	H	Montana St.	59 66			89	H	Idaho	74 79		

Non-Div I Games: La Verne 105 43

Weber St.

West Virginia

Through Games Of Feb. 12, 2019

Average RPI Win:	187	WON-LOST	WINNING	LAST 10	STRENGTH OF	OPP. STRENGTH	TEAM	ADJ.	CONF.	ADJ CONF.
Average RPI Loss:	21	RECORD	PCT. RANK	GAMES	SCHEDULE	OF SCHEDULE	RPI	RPI	RPI	RPI
DIV. I ONLY	16- 6	59	1- 0	131	26	70	70	3	3	
DIV. I NON-CONF.	9- 2	43	1- 0	342	123	192	192	3	3	
TOTALS	RPI 1-25	RPI 26-50	W-L RECORDS	RPI 51-100	RPI 101-150	RPI 150+				
16- 6	1- 3	1- 3	OVERALL	1- 0	5- 0	8- 0				
12- 2	1- 0	0- 2	HOME	1- 0	4- 0	6- 0				
3- 3	0- 2	1- 1	AWAY	0- 0	1- 0	1- 0				
1- 1	0- 1	0- 0	NEUTRAL	0- 0	0- 0	1- 0				
9- 2	0- 1	0- 1	NON-CONFERENCE	0- 0	2- 0	7- 0				
7- 1	0- 0	0- 1	HOME	0- 0	1- 0	6- 0				
1- 0	0- 0	0- 0	AWAY	0- 0	1- 0	0- 0				
1- 1	0- 1	0- 0	NEUTRAL	0- 0	0- 0	1- 0				
7- 4	1- 2	1- 2	CONFERENCE	1- 0	3- 0	1- 0				
5- 1	1- 0	0- 1	HOME	1- 0	3- 0	0- 0				
2- 3	0- 2	1- 1	AWAY	0- 0	0- 0	1- 0				
0- 0	0- 0	0- 0	NEUTRAL	0- 0	0- 0	0- 0				

RPI S	Opponent	Score	RPI S	Opponent	Score	RPI S	Opponent	Score	RPI S	Opponent	Score
2	A Baylor	47 79	28	A Texas	64 58	54	H Kansas St.	60 30	111	H Oklahoma St.	67 58
10	A Iowa St.	61 77	28	H Texas	58 70				116	H Towson	90 43
10	H Iowa St.	73 64	33	H Missouri	51 68				118	H Kansas	71 50
11	N Iowa	81 84	43	A TCU	48 62				127	A Pittsburgh	77 43
									139	H Texas Tech	68 65
									162	A Oklahoma	66 55
									238	H Niagara	84 32
									295	H Morgan St.	72 37
									307	H Bryant	94 48
									312	H NJIT	95 50
									326	H Coppin St.	78 37
									327	H Eastern Ky.	78 29
									327	N Eastern Ky.	81 39
LAST 12 Division I GAMES:											
327	N Eastern Ky.	81 39	2	A Baylor	47 79						
10	A Iowa St.	61 77	10	H Iowa St.	73 64						
118	H Kansas	71 50	162	A Oklahoma	66 55						
28	A Texas	64 58	111	H Oklahoma St.	67 58						
54	H Kansas St.	60 30	28	H Texas	58 70						
139	H Texas Tech	68 65	43	A TCU	48 62						

Non-Div I Games:

West Virginia

■ Loss,
 ■ Non-Conf,
 ■ S Site,
 ■ H Home
 ■ A Away
 N Neutral

Average RPI Win:	308	WON-LOST	WINNING	LAST 10	STRENGTH OF	OPP. STRENGTH	TEAM	ADJ.	CONF.	ADJ CONF.
Average RPI Loss:	209	RECORD	PCT. RANK	GAMES	SCHEDULE	OF SCHEDULE	RPI	RPI	RPI	RPI
DIV. I ONLY	2- 20	341	0- 1	222	340	337	337	27	27	
DIV. I NON-CONF.	2- 11	316	0- 0	155	345	307	307	24	24	
TOTALS	RPI 1-25	RPI 26-50	W-L RECORDS	RPI 51-100	RPI 101-150	RPI 150+				
2- 20	0- 0	0- 2	OVERALL	0- 0	0- 3	2- 15				
1- 8	0- 0	0- 0	HOME	0- 0	0- 0	1- 8				
1- 11	0- 0	0- 2	AWAY	0- 0	0- 2	1- 7				
0- 1	0- 0	0- 0	NEUTRAL	0- 0	0- 1	0- 0				
2- 11	0- 0	0- 2	NON-CONFERENCE	0- 0	0- 2	2- 7				
1- 4	0- 0	0- 0	HOME	0- 0	0- 0	1- 4				
1- 6	0- 0	0- 2	AWAY	0- 0	0- 1	1- 3				
0- 1	0- 0	0- 0	NEUTRAL	0- 0	0- 1	0- 0				
0- 9	0- 0	0- 0	CONFERENCE	0- 0	0- 1	0- 8				
0- 4	0- 0	0- 0	HOME	0- 0	0- 0	0- 4				
0- 5	0- 0	0- 0	AWAY	0- 0	0- 1	0- 4				
0- 0	0- 0	0- 0	NEUTRAL	0- 0	0- 0	0- 0				

RPI 1-25				RPI 26-50				RPI 51-100				RPI 101+				Team's RPI: 337	
RPI	S	Opponent	Score	RPI	S	Opponent	Score	RPI	S	Opponent	Score	RPI	S	Opponent	Score		
				26	A	Kentucky	39 99					132	A	Tennessee Tech	58 77		
				42	A	Georgia Tech	49 84					137	N	North Ala.	66 89		
												141	A	Chattanooga	58 72		
												157	H	Mercer	67 69		
												187	A	Coastal Caro.	59 77		
												198	A	UNC Asheville	49 74		
												220	H	N.C. A&T	51 69		
												223	A	Furman	55 65		
												223	H	Furman	28 53		
												235	H	Campbell	37 63		
												242	A	ETSU	80 88		
												245	H	Gardner-Webb	52 62		
												268	H	Samford	42 75		
												272	A	Winthrop	65 57		
												283	A	Wofford	65 91		
												283	H	Wofford	55 63		
												305	H	South Carolina St.	39 54		
												312	A	NJIT	71 79		
												314	A	UNC Greensboro	59 71		
												343	H	USC Upstate	68 64		
LAST 12 Division I GAMES:																	
				283	H	Wofford	55 63					157	H	Mercer	67 69		
				223	H	Furman	28 53					223	A	Furman	55 65		
				242	A	ETSU	80 88					283	A	Wofford	65 91		
				141	A	Chattanooga	58 72					245	H	Gardner-Webb	52 62		
				314	A	UNC Greensboro	59 71					305	H	South Carolina St.	39 54		
				268	H	Samford	42 75					272	A	Winthrop	65 57		

Non-Div I Games: North Greenville 71 44 Young Harris 63 54

Western Caro.

Loss, Non-Conf, S Site, H Home A Away N Neutral

Average RPI Win:	275	WON-LOST	WINNING	LAST 10	STRENGTH OF	OPP. STRENGTH	TEAM	ADJ.	CONF.	ADJ CONF.
Average RPI Loss:	133	RECORD	PCT. RANK	GAMES	SCHEDULE	OF SCHEDULE	RPI	RPI	RPI	RPI
DIV. I ONLY	10- 13	210	1- 0	211	229	217	217	19	19	
DIV. I NON-CONF.	2- 9	297	0- 0	77	203	254	254	19	19	
TOTALS	RPI 1-25	RPI 26-50	W-L RECORDS	RPI 51-100	RPI 101-150	RPI 150+				
10- 13	0- 1	0- 4	OVERALL	0- 2	0- 0	10- 6				
6- 3	0- 1	0- 2	HOME	0- 0	0- 0	6- 0				
3- 7	0- 0	0- 2	AWAY	0- 1	0- 0	3- 4				
1- 3	0- 0	0- 0	NEUTRAL	0- 1	0- 0	1- 2				
2- 9	0- 1	0- 2	NON-CONFERENCE	0- 2	0- 0	2- 4				
1- 2	0- 1	0- 1	HOME	0- 0	0- 0	1- 0				
0- 4	0- 0	0- 1	AWAY	0- 1	0- 0	0- 2				
1- 3	0- 0	0- 0	NEUTRAL	0- 1	0- 0	1- 2				
8- 4	0- 0	0- 2	CONFERENCE	0- 0	0- 0	8- 2				
5- 1	0- 0	0- 1	HOME	0- 0	0- 0	5- 0				
3- 3	0- 0	0- 1	AWAY	0- 0	0- 0	3- 2				
0- 0	0- 0	0- 0	NEUTRAL	0- 0	0- 0	0- 0				

RPI 1-25				RPI 26-50				RPI 51-100				RPI 101+ Team's RPI: 217			
RPI	S	Opponent	Score	RPI	S	Opponent	Score	RPI	S	Opponent	Score	RPI	S	Opponent	Score
22	H	Drake	71 98	29	H	South Dakota St.	84 93	53	A	Purdue	60 81	156	A	Bradley	68 82
				33	H	Missouri	64 89	97	N	Northern Ill.	61 86	169	H	Denver	87 78
				39	A	South Dakota	49 92					175	A	Oral Roberts	64 68
				44	A	Butler	51 92					222	A	Southeast Mo. St.	71 81
												223	N	Furman	85 78
												224	A	North Dakota	92 80
												224	H	North Dakota	111 90
												265	N	UTEP	72 84
												270	N	Eastern Ill.	62 64
												287	H	Austin Peay	77 72
												319	A	Omaha	79 67
												319	H	Omaha	78 70
												320	A	North Dakota St.	60 68
												320	H	North Dakota St.	82 70
												334	A	Purdue Fort Wayne	90 61
												334	H	Purdue Fort Wayne	73 59
LAST 12 Division I GAMES:															
319	A	Omaha	79 67	319	H	Omaha	78 70	224	A	North Dakota	92 80				
334	A	Purdue Fort Wayne	90 61	224	A	North Dakota	92 80	320	A	North Dakota St.	60 68				
320	H	North Dakota St.	82 70	320	A	North Dakota St.	60 68	175	A	Oral Roberts	64 68				
224	H	North Dakota	111 90	169	H	Denver	87 78	29	H	South Dakota St.	84 93				
39	A	South Dakota	49 92												
334	H	Purdue Fort Wayne	73 59												

Non-Div I Games: MacMurray 136 39 William Woods 81 73

Western Ill.

Loss, Non-Conf, S Site, H Home A Away N Neutral

Average RPI Win:	212	WON-LOST	WINNING	LAST 10	STRENGTH OF	OPP. STRENGTH	TEAM	ADJ.	CONF.	ADJ CONF.
Average RPI Loss:	75	RECORD	PCT. RANK	GAMES	SCHEDULE	OF SCHEDULE	RPI	RPI	RPI	RPI
DIV. I ONLY	12- 11	156	0- 1	93	54	129	129	14	14	
DIV. I NON-CONF.	4- 8	241	0- 1	32	3	127	127	18	18	
TOTALS	RPI 1-25	RPI 26-50	W-L RECORDS	RPI 51-100	RPI 101-150	RPI 150+				
12- 11	0- 4	0- 3	OVERALL	2- 0	0- 0	10- 4				
6- 6	0- 2	0- 1	HOME	1- 0	0- 0	5- 3				
5- 3	0- 1	0- 1	AWAY	1- 0	0- 0	4- 1				
1- 2	0- 1	0- 1	NEUTRAL	0- 0	0- 0	1- 0				
4- 8	0- 4	0- 2	NON-CONFERENCE	1- 0	0- 0	3- 2				
2- 3	0- 2	0- 0	HOME	0- 0	0- 0	2- 1				
1- 3	0- 1	0- 1	AWAY	1- 0	0- 0	0- 1				
1- 2	0- 1	0- 1	NEUTRAL	0- 0	0- 0	1- 0				
8- 3	0- 0	0- 1	CONFERENCE	1- 0	0- 0	7- 2				
4- 3	0- 0	0- 1	HOME	1- 0	0- 0	3- 2				
4- 0	0- 0	0- 0	AWAY	0- 0	0- 0	4- 0				
0- 0	0- 0	0- 0	NEUTRAL	0- 0	0- 0	0- 0				

RPI 1-25				RPI 26-50				RPI 51-100				RPI 101+ Team's RPI: 129			
RPI	S	Opponent	Score	RPI	S	Opponent	Score	RPI	S	Opponent	Score	RPI	S	Opponent	Score
1	A	Notre Dame	53 94	27	A	Central Mich.	90 108	60	A	Little Rock	68 56	153	H	Charlotte	76 58
3	H	Louisville	80 102	30	N	Oregon St.	60 74	71	H	Old Dominion	75 60	154	H	Louisiana Tech	81 76
11	H	Iowa	67 104	31	H	Rice	46 68					160	H	Southern Ill.	83 76
13	N	Gonzaga	55 76									162	A	Oklahoma	83 90
												171	H	North Texas	67 76
												182	H	Ball St.	83 86
												192	H	Southern Miss.	56 69
												226	H	Marshall	85 55
												242	N	ETSU	82 68
												265	A	UTEP	64 61
												294	A	Fla. Atlantic	81 50
												295	H	Morgan St.	90 43
												297	A	UTSA	81 62
												325	A	FIU	94 82
LAST 12 Division I GAMES:															
		13	N	Gonzaga	55	76				154	H	Louisiana Tech	81	76	
		242	N	ETSU	82	68				192	H	Southern Miss.	56	69	
		171	H	North Texas	67	76				294	A	Fla. Atlantic	81	50	
		31	H	Rice	46	68				325	A	FIU	94	82	
		265	A	UTEP	64	61				226	H	Marshall	85	55	
		297	A	UTSA	81	62				71	H	Old Dominion	75	60	

Non-Div I Games: Union (TN) 77 65 Bellarmine 95 57

Western Ky.

Loss, Non-Conf, S Site, H Home A Away N Neutral

Average RPI Win:	294	WON-LOST	WINNING	LAST 10	STRENGTH OF	OPP. STRENGTH	TEAM	ADJ.	CONF.	ADJ CONF.
Average RPI Loss:	134	RECORD	PCT. RANK	GAMES	SCHEDULE	OF SCHEDULE	RPI	RPI	RPI	RPI
DIV. I ONLY	7- 12	245	0- 1	313	152	284	284	7	7	
DIV. I NON-CONF.	5- 5	162	0- 0	351	285	326	326	8	8	
TOTALS	RPI 1-25	RPI 26-50	W-L RECORDS	RPI 51-100	RPI 101-150	RPI 150+				
7- 12	0- 1	0- 0	OVERALL	0- 4	0- 2	7- 5				
2- 7	0- 1	0- 0	HOME	0- 3	0- 1	2- 2				
4- 4	0- 0	0- 0	AWAY	0- 1	0- 1	4- 2				
1- 1	0- 0	0- 0	NEUTRAL	0- 0	0- 0	1- 1				
5- 5	0- 0	0- 0	NON-CONFERENCE	0- 1	0- 0	5- 4				
2- 3	0- 0	0- 0	HOME	0- 1	0- 0	2- 2				
2- 1	0- 0	0- 0	AWAY	0- 0	0- 0	2- 1				
1- 1	0- 0	0- 0	NEUTRAL	0- 0	0- 0	1- 1				
2- 7	0- 1	0- 0	CONFERENCE	0- 3	0- 2	2- 1				
0- 4	0- 1	0- 0	HOME	0- 2	0- 1	0- 0				
2- 3	0- 0	0- 0	AWAY	0- 1	0- 1	2- 1				
0- 0	0- 0	0- 0	NEUTRAL	0- 0	0- 0	0- 0				

RPI 1-25				RPI 26-50				RPI 51-100				RPI 101+ Team's RPI: 284			
RPI	S	Opponent	Score	RPI	S	Opponent	Score	RPI	S	Opponent	Score	RPI	S	Opponent	Score
25	H	Buffalo	59 61					57	H	Michigan	42 79	135	A	Akron	62 69
								62	H	Miami (OH)	62 81	135	H	Akron	59 72
								85	A	Kent St.	51 55	166	H	New Mexico St.	54 66
								87	H	Toledo	57 80	182	A	Ball St.	65 62
												183	A	Eastern Mich.	61 64
												194	A	Ole Miss	66 69
												224	N	North Dakota	50 62
												231	A	Bowling Green	84 82
												251	H	Loyola Chicago	53 64
												294	A	Fla. Atlantic	69 59
												327	H	Eastern Ky.	64 53
												334	H	Purdue Fort Wayne	69 61
												339	A	Detroit Mercy	54 44
												349	N	Florida A&M	69 50
LAST 12 Division I GAMES:															
135	A	Akron	62 69	183	A	Eastern Mich.	61 64								
85	A	Kent St.	51 55	135	H	Akron	59 72								
62	H	Miami (OH)	62 81	231	A	Bowling Green	84 82								
182	A	Ball St.	65 62	349	N	Florida A&M	69 50								
25	H	Buffalo	59 61	224	N	North Dakota	50 62								
87	H	Toledo	57 80	294	A	Fla. Atlantic	69 59								

Non-Div I Games: Saginaw Valley 75 51

Western Mich.

■ Loss,
 ■ Non-Conf,
 ■ S Site,
 ■ H Home
 ■ A Away
 N Neutral

Average RPI Win:	222	WON-LOST	WINNING	LAST 10	STRENGTH OF	OPP. STRENGTH	TEAM	ADJ.	CONF.	ADJ CONF.
Average RPI Loss:	135	RECORD	PCT. RANK	GAMES	SCHEDULE	OF SCHEDULE	RPI	RPI	RPI	RPI
DIV. I ONLY	10- 13	210	0- 1	214	148	248	248	9	9	
DIV. I NON-CONF.	7- 6	153	0- 1	214	219	247	247	9	9	
TOTALS	RPI 1-25	RPI 26-50	W-L RECORDS	RPI 51-100	RPI 101-150	RPI 150+				
10- 13	0- 0	0- 1	OVERALL	1- 2	1- 6	8- 4				
8- 6	0- 0	0- 0	HOME	1- 0	0- 4	7- 2				
2- 4	0- 0	0- 0	AWAY	0- 1	1- 1	1- 2				
0- 3	0- 0	0- 1	NEUTRAL	0- 1	0- 1	0- 0				
7- 6	0- 0	0- 1	NON-CONFERENCE	1- 1	0- 4	6- 0				
7- 3	0- 0	0- 0	HOME	1- 0	0- 3	6- 0				
0- 0	0- 0	0- 0	AWAY	0- 0	0- 0	0- 0				
0- 3	0- 0	0- 1	NEUTRAL	0- 1	0- 1	0- 0				
3- 7	0- 0	0- 0	CONFERENCE	0- 1	1- 2	2- 4				
1- 3	0- 0	0- 0	HOME	0- 0	0- 1	1- 2				
2- 4	0- 0	0- 0	AWAY	0- 1	1- 1	1- 2				
0- 0	0- 0	0- 0	NEUTRAL	0- 0	0- 0	0- 0				

RPI S	Opponent	Score	RPI S	Opponent	Score	RPI S	Opponent	Score	RPI S	Opponent	Score	Team's RPI: 248
39 N	South Dakota	64 73	63 H	Missouri St.	63 60	101 H	Houston	58 66	111 H	Oklahoma St.	47 60	
			86 A	Cincinnati	54 82	115 H	Creighton	71 83	122 N	Washington St.	59 85	
			90 N	Northwestern	43 65	132 H	Tennessee Tech	45 55	144 A	Tulane	62 44	
						149 A	Tulsa	49 63	154 H	Louisiana Tech	70 56	
						170 H	Temple	40 65	189 H	Sam Houston St.	63 55	
						203 A	East Carolina	56 78	203 H	East Carolina	57 47	
						206 A	SMU	50 78	215 H	Grambling	70 61	
						229 A	Memphis	57 48	229 H	Memphis	50 71	
						333 H	Houston Baptist	68 50	345 H	Savannah St.	66 50	
						347 H	Ark.-Pine Bluff	76 39				
LAST 12 Division I GAMES:												
122 N	Washington St.	59 85	101 H	Houston	58 66							
86 A	Cincinnati	54 82	206 A	SMU	50 78							
229 A	Memphis	57 48	229 H	Memphis	50 71							
170 H	Temple	40 65	203 A	East Carolina	56 78							
203 H	East Carolina	57 47	149 A	Tulsa	49 63							
144 A	Tulane	62 44	345 H	Savannah St.	66 50							

Non-Div I Games:

Wichita St.

■ Loss,
 ■ Non-Conf,
 ■ S Site,
 ■ H Home
 ■ A Away
 N Neutral

William & Mary

Through Games Of Feb. 12, 2019

Average RPI Win:	222	WON-LOST	WINNING	LAST 10	STRENGTH OF	OPP. STRENGTH	TEAM	ADJ.	CONF.	ADJ CONF.
Average RPI Loss:	133	RECORD	PCT. RANK	GAMES	SCHEDULE	OF SCHEDULE	RPI	RPI	RPI	RPI
DIV. I ONLY	11- 11	163	0- 1	157	204	163	163	10	10	
DIV. I NON-CONF.	7- 4	108	0- 0	189	302	121	121	10	10	
TOTALS	RPI 1-25	RPI 26-50	W-L RECORDS	RPI 51-100	RPI 101-150	RPI 150+				
11- 11	0- 0	0- 1	OVERALL	0- 3	2- 4	9- 3				
6- 4	0- 0	0- 0	HOME	0- 1	1- 1	5- 2				
5- 7	0- 0	0- 1	AWAY	0- 2	1- 3	4- 1				
0- 0	0- 0	0- 0	NEUTRAL	0- 0	0- 0	0- 0				
7- 4	0- 0	0- 0	NON-CONFERENCE	0- 1	0- 3	7- 0				
4- 1	0- 0	0- 0	HOME	0- 0	0- 1	4- 0				
3- 3	0- 0	0- 0	AWAY	0- 1	0- 2	3- 0				
0- 0	0- 0	0- 0	NEUTRAL	0- 0	0- 0	0- 0				
4- 7	0- 0	0- 1	CONFERENCE	0- 2	2- 1	2- 3				
2- 3	0- 0	0- 0	HOME	0- 1	1- 0	1- 2				
2- 4	0- 0	0- 1	AWAY	0- 1	1- 1	1- 1				
0- 0	0- 0	0- 0	NEUTRAL	0- 0	0- 0	0- 0				

RPI 1-25				RPI 26-50				RPI 51-100				RPI 101+				Team's RPI: 163			
RPI	S	Opponent	Score	RPI	S	Opponent	Score	RPI	S	Opponent	Score	RPI	S	Opponent	Score				
				35	A	James Madison	48 65					71	A	Old Dominion	69 83	103	A	UNCW	58 66
												77	H	Drexel	58 62	103	H	UNCW	70 64
												78	A	Northeastern	74 88	106	A	Hartford	45 50
																108	H	VCU	55 72
																116	A	Towson	80 69
																147	A	Davidson	65 76
																152	H	Delaware	59 70
																190	H	Elon	65 60
																203	H	East Carolina	63 43
																208	H	George Washington	73 59
																230	H	Howard	88 75
																254	A	Hofstra	60 55
																256	H	Richmond	65 55
																266	A	Norfolk St.	55 44
																291	A	Col. of Charleston	77 79
																291	H	Col. of Charleston	54 66
																303	A	Fairfield	60 54
																308	A	Loyola Maryland	65 49
LAST 12 Division I GAMES:																			
				103	A	UNCW	58 66					190	H	Elon	65 60				
				291	A	Col. of Charleston	77 79					291	H	Col. of Charleston	54 66				
				77	H	Drexel	58 62					103	H	UNCW	70 64				
				152	H	Delaware	59 70					78	A	Northeastern	74 88				
				116	A	Towson	80 69					254	A	Hofstra	60 55				
				35	A	James Madison	48 65					208	H	George Washington	73 59				

Non-Div I Games:

William & Mary

Loss, Non-Conf, S Site, H Home A Away N Neutral

Average RPI Win:	293	WON-LOST	WINNING	LAST 10	STRENGTH OF	OPP. STRENGTH	TEAM	ADJ.	CONF.	ADJ CONF.
Average RPI Loss:	202	RECORD	PCT. RANK	GAMES	SCHEDULE	OF SCHEDULE	RPI	RPI	RPI	RPI
DIV. I ONLY	10- 12	196	0- 1	325	332	272	272	28	28	
DIV. I NON-CONF.	4- 6	212	0- 0	317	332	274	274	29	29	
TOTALS	RPI 1-25	RPI 26-50	W-L RECORDS	RPI 51-100	RPI 101-150	RPI 150+				
10- 12	0- 0	0- 1	OVERALL	0- 1	0- 2	10- 8				
5- 4	0- 0	0- 0	HOME	0- 0	0- 0	5- 4				
5- 8	0- 0	0- 1	AWAY	0- 1	0- 2	5- 4				
0- 0	0- 0	0- 0	NEUTRAL	0- 0	0- 0	0- 0				
4- 6	0- 0	0- 1	NON-CONFERENCE	0- 0	0- 1	4- 4				
2- 1	0- 0	0- 0	HOME	0- 0	0- 0	2- 1				
2- 5	0- 0	0- 1	AWAY	0- 0	0- 1	2- 3				
0- 0	0- 0	0- 0	NEUTRAL	0- 0	0- 0	0- 0				
6- 6	0- 0	0- 0	CONFERENCE	0- 1	0- 1	6- 4				
3- 3	0- 0	0- 0	HOME	0- 0	0- 0	3- 3				
3- 3	0- 0	0- 0	AWAY	0- 1	0- 1	3- 1				
0- 0	0- 0	0- 0	NEUTRAL	0- 0	0- 0	0- 0				

RPI S	Opponent	Score	RPI S	Opponent	Score	RPI S	Opponent	Score	RPI S	Opponent	Score	Team's RPI: 272
			35	A James Madison	39 56	93	A Radford	49 70	104	A Georgia	39 85	
									128	A High Point	54 56	
									179	H Hampton	63 84	
									188	A Wisconsin	41 76	
									190	H Elon	58 57	
									198	A UNC Asheville	36 70	
									235	A Campbell	59 46	
									245	A Gardner-Webb	64 62	
									245	H Gardner-Webb	52 65	
									283	A Wofford	53 70	
									289	A Ga. Southern	55 64	
									291	A Col. of Charleston	71 64	
									305	A South Carolina St.	58 50	
									316	H Charleston So.	57 52	
									335	A Presbyterian	62 54	
									335	H Presbyterian	55 52	
									337	H Western Caro.	57 65	
									340	H Longwood	77 69	
									341	H N.C. Central	66 41	
									343	H USC Upstate	50 76	
LAST 12 Division I GAMES:												
			245	H Gardner-Webb	52 65	245	A Gardner-Webb	64 62				
			335	A Presbyterian	62 54	235	A Campbell	59 46				
			198	A UNC Asheville	36 70	93	A Radford	49 70				
			128	A High Point	54 56	343	H USC Upstate	50 76				
			335	H Presbyterian	55 52	316	H Charleston So.	57 52				
			179	H Hampton	63 84	340	H Longwood	77 69				

Non-Div I Games: Newberry

63 67

Winthrop

■ Loss,
 ■ Non-Conf,
 ■ S Site,
 ■ H Home
 ■ A Away
 N Neutral

Average RPI Win:	217	WON-LOST	WINNING	LAST 10	STRENGTH OF	OPP. STRENGTH	TEAM	ADJ.	CONF.	ADJ CONF.
Average RPI Loss:	86	RECORD	PCT. RANK	GAMES	SCHEDULE	OF SCHEDULE	RPI	RPI	RPI	RPI
DIV. I ONLY	11- 13	189	0- 1	156	85	188	188	4	4	
DIV. I NON-CONF.	9- 3	61	0- 0	305	201	172	172	6	6	
TOTALS	RPI 1-25	RPI 26-50	W-L RECORDS	RPI 51-100	RPI 101-150	RPI 150+				
11- 13	0- 2	0- 1	OVERALL	2- 5	2- 4	7- 1				
8- 5	0- 0	0- 1	HOME	2- 2	1- 2	5- 0				
1- 7	0- 2	0- 0	AWAY	0- 2	0- 2	1- 1				
2- 1	0- 0	0- 0	NEUTRAL	0- 1	1- 0	1- 0				
9- 3	0- 0	0- 0	NON-CONFERENCE	0- 3	2- 0	7- 0				
6- 1	0- 0	0- 0	HOME	0- 1	1- 0	5- 0				
1- 1	0- 0	0- 0	AWAY	0- 1	0- 0	1- 0				
2- 1	0- 0	0- 0	NEUTRAL	0- 1	1- 0	1- 0				
2- 10	0- 2	0- 1	CONFERENCE	2- 2	0- 4	0- 1				
2- 4	0- 0	0- 1	HOME	2- 1	0- 2	0- 0				
0- 6	0- 2	0- 0	AWAY	0- 1	0- 2	0- 1				
0- 0	0- 0	0- 0	NEUTRAL	0- 0	0- 0	0- 0				

RPI S	Opponent	Score	RPI S	Opponent	Score	RPI S	Opponent	Score	RPI S	Opponent	Score	Team's RPI: 188
11	A Iowa	53 71	40	H Indiana	68 75	53	H Purdue	76 69	112	A Minnesota	56 74	
17	A Maryland	57 75				57	H Michigan	70 76	112	H Minnesota	50 78	
						67	A Green Bay	46 55	123	H IUPUI	65 64	
						74	H Duke	53 60	127	N Pittsburgh	57 42	
						82	N Arkansas	68 69	133	A Penn St.	64 71	
						90	A Northwestern	46 72	133	H Penn St.	59 65	
						98	H Nebraska	70 69	186	A Illinois	68 78	
									193	A Milwaukee	68 57	
									226	H Marshall	67 49	
									272	H Winthrop	76 41	
									290	N Tennessee St.	58 53	
									320	H North Dakota St.	64 53	
									336	H Evansville	96 60	
									348	H Chicago St.	85 38	
LAST 12 Division I GAMES:												
186	A Illinois	68 78	112	H Minnesota	50 78							
57	H Michigan	70 76	40	H Indiana	68 75							
17	A Maryland	57 75	11	A Iowa	53 71							
98	H Nebraska	70 69	133	A Penn St.	64 71							
133	H Penn St.	59 65	53	H Purdue	76 69							
90	A Northwestern	46 72	112	A Minnesota	56 74							

Non-Div I Games:

Wisconsin

 Loss,
 Non-Conf,
 S Site,
 H Home
 A Away
N Neutral

Average RPI Win: 299	WON-LOST	WINNING	LAST 10	STRENGTH OF	OPP. STRENGTH	TEAM	ADJ.	CONF.	ADJ CONF.
Average RPI Loss: 196	RECORD	PCT. RANK	GAMES	SCHEDULE	OF SCHEDULE	RPI	RPI	RPI	RPI
DIV. I ONLY	9- 12	216	1- 0	348	257	283	283	27	27
DIV. I NON-CONF.	5- 7	206	0- 0	308	276	251	251	24	24
TOTALS	RPI 1-25	RPI 26-50	W-L RECORDS	RPI 51-100	RPI 101-150	RPI 150+			
9- 12	0- 0	0- 1	OVERALL	0- 1	0- 2	9- 8			
6- 1	0- 0	0- 0	HOME	0- 0	0- 0	6- 1			
3- 11	0- 0	0- 1	AWAY	0- 1	0- 2	3- 7			
0- 0	0- 0	0- 0	NEUTRAL	0- 0	0- 0	0- 0			
5- 7	0- 0	0- 1	NON-CONFERENCE	0- 1	0- 1	5- 4			
3- 0	0- 0	0- 0	HOME	0- 0	0- 0	3- 0			
2- 7	0- 0	0- 1	AWAY	0- 1	0- 1	2- 4			
0- 0	0- 0	0- 0	NEUTRAL	0- 0	0- 0	0- 0			
4- 5	0- 0	0- 0	CONFERENCE	0- 0	0- 1	4- 4			
3- 1	0- 0	0- 0	HOME	0- 0	0- 0	3- 1			
1- 4	0- 0	0- 0	AWAY	0- 0	0- 1	1- 3			
0- 0	0- 0	0- 0	NEUTRAL	0- 0	0- 0	0- 0			

RPI S	Opponent	Score	RPI S	Opponent	Score	RPI S	Opponent	Score	RPI S	Opponent	Score	Team's RPI: 283
42	A Georgia Tech	40 81	58	A Clemson	77 85	141	A Chattanooga	82 89				
						142	A Appalachian St.	70 94				
						153	A Charlotte	63 85				
						157	H Mercer	79 81				
						198	A UNC Asheville	46 60				
						223	A Furman	50 63				
						242	A ETSU	79 92				
						245	H Gardner-Webb	59 53				
						268	H Samford	71 62				
						272	H Winthrop	70 53				
						289	A Ga. Southern	81 65				
						291	H Col. of Charleston	78 58				
						314	A UNC Greensboro	61 77				
						314	H UNC Greensboro	93 66				
						335	A Presbyterian	50 61				
						337	A Western Caro.	63 55				
						337	H Western Caro.	91 65				
						340	A Longwood	101 72				
						341	A N.C. Central	59 66				
LAST 12 Division I GAMES:												
337	A Western Caro.	63 55	141	A Chattanooga	82 89							
314	A UNC Greensboro	61 77	314	H UNC Greensboro	93 66							
268	H Samford	71 62	337	H Western Caro.	91 65							
157	H Mercer	79 81	42	A Georgia Tech	40 81							
223	A Furman	50 63	142	A Appalachian St.	70 94							
242	A ETSU	79 92	341	A N.C. Central	59 66							

Non-Div I Games: Warren Wilson 107 30 Southern Wesleyan 110 47 Brevard 106 52

Wofford

Average RPI Win: 213	WON-LOST	WINNING	LAST 10	STRENGTH OF	OPP. STRENGTH	TEAM	ADJ.	CONF.	ADJ CONF.
Average RPI Loss: 117	RECORD	PCT. RANK	GAMES	SCHEDULE	OF SCHEDULE	RPI	RPI	RPI	RPI
DIV. I ONLY	18- 6	45	0- 1	200	178	76	76	20	20
DIV. I NON-CONF.	7- 4	108	0- 0	120	153	70	70	17	17
TOTALS	RPI 1-25	RPI 26-50	W-L RECORDS	RPI 51-100	RPI 101-150	RPI 150+			
18- 6	0- 1	0- 0	OVERALL	3- 2	3- 1	12- 2			
7- 1	0- 0	0- 0	HOME	2- 1	1- 0	4- 0			
7- 5	0- 1	0- 0	AWAY	0- 1	1- 1	6- 2			
4- 0	0- 0	0- 0	NEUTRAL	1- 0	1- 0	2- 0			
7- 4	0- 1	0- 0	NON-CONFERENCE	2- 1	1- 0	4- 2			
1- 1	0- 0	0- 0	HOME	1- 1	0- 0	0- 0			
2- 3	0- 1	0- 0	AWAY	0- 0	0- 0	2- 2			
4- 0	0- 0	0- 0	NEUTRAL	1- 0	1- 0	2- 0			
11- 2	0- 0	0- 0	CONFERENCE	1- 1	2- 1	8- 0			
6- 0	0- 0	0- 0	HOME	1- 0	1- 0	4- 0			
5- 2	0- 0	0- 0	AWAY	0- 1	1- 1	4- 0			
0- 0	0- 0	0- 0	NEUTRAL	0- 0	0- 0	0- 0			

RPI 1-25				RPI 26-50				RPI 51-100 Team's RPI: 76				RPI 101+			
RPI	S	Opponent	Score	RPI	S	Opponent	Score	RPI	S	Opponent	Score	RPI	S	Opponent	Score
20	A	Michigan St.	68 84					64	H	Belmont	63 79	123	A	IUPUI	78 75
								67	A	Green Bay	37 56	123	H	IUPUI	66 59
								67	H	Green Bay	85 67	126	A	Youngstown St.	68 83
								77	N	Drexel	71 63	145	N	Marist	76 60
								85	H	Kent St.	61 55	153	A	Charlotte	85 88
												193	A	Milwaukee	73 69
												193	H	Milwaukee	61 57
												205	N	Stetson	57 44
												216	A	UNLV	68 52
												254	N	Hofstra	93 64
												269	A	Cleveland St.	70 65
												274	A	CSU Bakersfield	74 76
												280	A	Northern Ky.	61 55
												301	H	Oakland	69 58
												306	A	Manhattan	60 44
												329	A	UIC	79 46
												329	H	UIC	72 47
												339	H	Detroit Mercy	78 59
LAST 12 Division I GAMES:															
67	A	Green Bay	37 56	269	A	Cleveland St.	70 65								
193	A	Milwaukee	73 69	126	A	Youngstown St.	68 83								
123	H	IUPUI	66 59	280	A	Northern Ky.	61 55								
329	H	UIC	72 47	193	H	Milwaukee	61 57								
339	H	Detroit Mercy	78 59	67	H	Green Bay	85 67								
301	H	Oakland	69 58	329	A	UIC	79 46								

Non-Div I Games: Kentucky St. 83 53

Wright St.

■ Loss,
 ■ Non-Conf,
 ■ S Site,
 ■ Home
 ■ Away
 N Neutral

Wyoming

Through Games Of Feb. 12, 2019

Average RPI Win:	168	WON-LOST	WINNING	LAST 10	STRENGTH OF	OPP. STRENGTH	TEAM	ADJ.	CONF.	ADJ CONF.
Average RPI Loss:	92	RECORD	PCT. RANK	GAMES	SCHEDULE	OF SCHEDULE	RPI	RPI	RPI	RPI
DIV. I ONLY	12- 5	73	1- 0	66	126	47	47	15	15	
DIV. I NON-CONF.	5- 2	82	0- 0	28	51	22	22	13	13	
TOTALS	RPI 1-25	RPI 26-50	W-L RECORDS	RPI 51-100	RPI 101-150	RPI 150+				
12- 5	0- 0	1- 2	OVERALL	2- 2	2- 0	7- 1				
8- 1	0- 0	1- 1	HOME	2- 0	1- 0	4- 0				
3- 4	0- 0	0- 1	AWAY	0- 2	1- 0	2- 1				
1- 0	0- 0	0- 0	NEUTRAL	0- 0	0- 0	1- 0				
5- 2	0- 0	1- 1	NON-CONFERENCE	1- 1	1- 0	2- 0				
4- 0	0- 0	1- 0	HOME	1- 0	1- 0	1- 0				
0- 2	0- 0	0- 1	AWAY	0- 1	0- 0	0- 0				
1- 0	0- 0	0- 0	NEUTRAL	0- 0	0- 0	1- 0				
7- 3	0- 0	0- 1	CONFERENCE	1- 1	1- 0	5- 1				
4- 1	0- 0	0- 1	HOME	1- 0	0- 0	3- 0				
3- 2	0- 0	0- 0	AWAY	0- 1	1- 0	2- 1				
0- 0	0- 0	0- 0	NEUTRAL	0- 0	0- 0	0- 0				

RPI 1-25			RPI 26-50			Team's RPI: 47			RPI 51-100			RPI 101+			
RPI	S	Opponent	Score	RPI	S	Opponent	Score	RPI	S	Opponent	Score	RPI	S	Opponent	Score
				29	H	South Dakota St.	77 70	66	A	Boise St.	64 72	113	A	Fresno St.	63 56
				46	A	Saint Mary's (CA)	84 90	66	H	Boise St.	64 52	138	H	Montana St.	66 58
				48	H	New Mexico	75 78	81	A	Pacific	64 70	169	H	Denver	78 74
								89	H	Idaho	64 61	171	N	North Texas	53 49
												204	H	San Diego St.	87 45
												216	H	UNLV	90 62
												221	A	Utah St.	42 50
												249	A	Colorado St.	60 49
												252	H	Air Force	80 60
												323	A	San Jose St.	70 56
LAST 12 Division I GAMES:															
				249	A	Colorado St.	60 49	221	A	Utah St.	42 50				
				252	H	Air Force	80 60	204	H	San Diego St.	87 45				
				113	A	Fresno St.	63 56	216	H	UNLV	90 62				
				66	H	Boise St.	64 52	66	A	Boise St.	64 72				
				323	A	San Jose St.	70 56	29	H	South Dakota St.	77 70				
				48	H	New Mexico	75 78	89	H	Idaho	64 61				

Non-Div I Games: Chadron St. 80 33 UC-Colo. Springs 98 37

Wyoming

■ Loss,
 ■ Non-Conf, S Site,
 ■ Home
 ■ Away
 N Neutral

Average RPI Win:	220	WON-LOST	WINNING	LAST 10	STRENGTH OF	OPP. STRENGTH	TEAM	ADJ.	CONF.	ADJ CONF.
Average RPI Loss:	76	RECORD	PCT. RANK	GAMES	SCHEDULE	OF SCHEDULE	RPI	RPI	RPI	RPI
DIV. I ONLY	11- 12	174	0- 1	113	101	172	172	6	6	
DIV. I NON-CONF.	9- 2	43	0- 0	273	307	130	130	5	5	
TOTALS	RPI 1-25	RPI 26-50	W-L RECORDS	RPI 51-100	RPI 101-150	RPI 150+				
11- 12	0- 1	0- 4	OVERALL	0- 2	5- 5	6- 0				
9- 5	0- 1	0- 2	HOME	0- 0	3- 2	6- 0				
2- 7	0- 0	0- 2	AWAY	0- 2	2- 3	0- 0				
0- 0	0- 0	0- 0	NEUTRAL	0- 0	0- 0	0- 0				
9- 2	0- 0	0- 0	NON-CONFERENCE	0- 1	3- 1	6- 0				
8- 1	0- 0	0- 0	HOME	0- 0	2- 1	6- 0				
1- 1	0- 0	0- 0	AWAY	0- 1	1- 0	0- 0				
0- 0	0- 0	0- 0	NEUTRAL	0- 0	0- 0	0- 0				
2- 10	0- 1	0- 4	CONFERENCE	0- 1	2- 4	0- 0				
1- 4	0- 1	0- 2	HOME	0- 0	1- 1	0- 0				
1- 6	0- 0	0- 2	AWAY	0- 1	1- 3	0- 0				
0- 0	0- 0	0- 0	NEUTRAL	0- 0	0- 0	0- 0				

RPI	S	Opponent	Score	RPI	S	Opponent	Score	RPI	S	Opponent	Score	RPI	S	Opponent	Score	Team's RPI: 172
8	H	Marquette	44 90	34	H	DePaul	71 73	86	A	Cincinnati	61 79	109	A	St. John's (NY)	41 70	
				41	A	Villanova	71 75	91	A	Georgetown	61 68	109	H	St. John's (NY)	57 76	
				44	A	Butler	38 63					112	H	Minnesota	53 78	
				44	H	Butler	41 63					115	A	Creighton	62 66	
												117	A	Providence	58 71	
												119	A	Wake Forest	62 50	
												120	A	Seton Hall	80 76	
												120	H	Seton Hall	63 62	
												132	H	Tennessee Tech	70 60	
												137	H	North Ala.	94 81	
												231	H	Bowling Green	65 49	
												250	H	Alabama St.	87 58	
												303	H	Fairfield	48 35	
												318	H	New Orleans	61 45	
												346	H	Delaware St.	80 59	
												348	H	Chicago St.	91 57	
LAST 12 Division I GAMES:																
44	A	Butler	38 63	115	A	Creighton	62 66									
109	A	St. John's (NY)	41 70	44	H	Butler	41 63									
120	A	Seton Hall	80 76	120	H	Seton Hall	63 62									
34	H	DePaul	71 73	109	H	St. John's (NY)	57 76									
8	H	Marquette	44 90	41	A	Villanova	71 75									
117	A	Providence	58 71	91	A	Georgetown	61 68									

Non-Div I Games:

Xavier

Y
a
l
e

Y
a
l
e

Yale

Page 350

Average RPI Win:	244	WON-LOST	WINNING	LAST 10	STRENGTH OF	OPP. STRENGTH	TEAM	ADJ.	CONF.	ADJ CONF.
Average RPI Loss:	98	RECORD	PCT. RANK	GAMES	SCHEDULE	OF SCHEDULE	RPI	RPI	RPI	RPI
DIV. I ONLY	16- 6	59	1- 0	284	212	126	126	20	20	
DIV. I NON-CONF.	6- 3	91	0- 0	90	204	68	68	17	17	
TOTALS	RPI 1-25	RPI 26-50	W-L RECORDS	RPI 51-100	RPI 101-150	RPI 150+				
16- 6	0- 0	0- 1	OVERALL	1- 3	3- 1	12- 1				
11- 1	0- 0	0- 0	HOME	1- 1	2- 0	8- 0				
5- 5	0- 0	0- 1	AWAY	0- 2	1- 1	4- 1				
0- 0	0- 0	0- 0	NEUTRAL	0- 0	0- 0	0- 0				
6- 3	0- 0	0- 1	NON-CONFERENCE	0- 2	2- 0	4- 0				
4- 1	0- 0	0- 0	HOME	0- 1	1- 0	3- 0				
2- 2	0- 0	0- 1	AWAY	0- 1	1- 0	1- 0				
0- 0	0- 0	0- 0	NEUTRAL	0- 0	0- 0	0- 0				
10- 3	0- 0	0- 0	CONFERENCE	1- 1	1- 1	8- 1				
7- 0	0- 0	0- 0	HOME	1- 0	1- 0	5- 0				
3- 3	0- 0	0- 0	AWAY	0- 1	0- 1	3- 1				
0- 0	0- 0	0- 0	NEUTRAL	0- 0	0- 0	0- 0				

RPI 1-25				RPI 26-50				RPI 51-100				RPI 101+				Team's RPI: 126	
RPI	S	Opponent	Score	RPI	S	Opponent	Score	RPI	S	Opponent	Score	RPI	S	Opponent	Score		
				45	A	Bucknell	68 73	67	A	Green Bay	42 60	123	A	IUPUI	44 64		
								73	H	Yale	56 58	123	H	IUPUI	70 52		
								76	H	Wright St.	83 68	127	A	Pittsburgh	64 55		
								85	A	Kent St.	34 62	135	H	Akron	72 61		
												193	A	Milwaukee	68 71		
												214	H	Saint Francis (PA)	80 56		
												218	H	Robert Morris	69 59		
												251	H	Loyola Chicago	74 63		
												269	H	Cleveland St.	73 55		
												279	A	Canisius	62 36		
												280	H	Northern Ky.	77 66		
												301	A	Oakland	69 55		
												301	H	Oakland	76 61		
												329	A	UIC	83 59		
												329	H	UIC	81 29		
												339	A	Detroit Mercy	85 59		
												339	H	Detroit Mercy	91 45		
LAST 12 Division I GAMES:																	
				329	A	UIC	83 59	76	H	Wright St.	83 68						
				123	A	IUPUI	44 64	67	A	Green Bay	42 60						
				339	H	Detroit Mercy	91 45	193	A	Milwaukee	68 71						
				301	H	Oakland	76 61	123	H	IUPUI	70 52						
				269	H	Cleveland St.	73 55	329	H	UIC	81 29						
				280	H	Northern Ky.	77 66	301	A	Oakland	69 55						

Non-Div I Games:	Thiel	76	53	Carlow	90	31
------------------	-------	----	----	--------	----	----

Youngstown St.

■ Loss, ■ Non-Conf, S Site, H Home A Away N Neutral