

Average RPI Win:	300	WON-LOST	WINNING	LAST 10	STRENGTH OF	OPP. STRENGTH	TEAM	ADJ.	CONF.	ADJ CONF.
Average RPI Loss:	184	RECORD	PCT. RANK	GAMES	SCHEDULE	OF SCHEDULE	RPI	RPI	RPI	RPI
DIV. I ONLY	11- 8	128	8- 2	343	329	257	257	26	26	
DIV. I NON-CONF.	3- 4	209	0- 0	275	348	258	258	25	25	

TOTALS	RPI 1-25	RPI 26-50	W-L RECORDS	RPI 51-100	RPI 101-999	RPI 201+				
11- 8	0- 0	0- 0	OVERALL	0- 1	11- 7	11- 4				
6- 3	0- 0	0- 0	HOME	0- 1	6- 2	6- 0				
3- 5	0- 0	0- 0	AWAY	0- 0	3- 1	3- 1				
2- 0	0- 0	0- 0	NEUTRAL	0- 0	2- 0	2- 0				
3- 4	0- 0	0- 0	NON-CONFERENCE	0- 1	3- 3	3- 2				
1- 1	0- 0	0- 0	HOME	0- 1	1- 0	1- 0				
0- 3	0- 0	0- 0	AWAY	0- 0	0- 3	0- 2				
2- 0	0- 0	0- 0	NEUTRAL	0- 0	2- 0	2- 0				
8- 4	0- 0	0- 0	CONFERENCE	0- 0	8- 4	8- 2				
5- 2	0- 0	0- 0	HOME	0- 0	5- 2	5- 0				
3- 2	0- 0	0- 0	AWAY	0- 0	3- 2	3- 2				
0- 0	0- 0	0- 0	NEUTRAL	0- 0	0- 0	0- 0				

RPI 1-25				RPI 26-50				RPI 51-100				RPI 101+ Team's RPI: 257			
RPI	S	Opponent	Score	RPI	S	Opponent	Score	RPI	S	Opponent	Score	RPI	S	Opponent	Score
								95	H	Rice	56 67	111	H	Lamar University	31 70
												129	H	Central Ark.	50 58
												136	A	UTEP	49 69
												217	A	Abilene Christian	59 61
												226	A	New Orleans	49 66
												226	H	New Orleans	75 68
												241	A	New Mexico St.	61 70
												249	H	Nicholls St.	76 55
												263	N	Prairie View	72 62
												294	H	Southeastern La.	56 52
												311	A	Northwestern St.	62 56
												314	A	Incarnate Word	62 58
												318	A	UTRGV	53 56
												318	H	UTRGV	71 41
												322	H	Houston Baptist	50 49
												331	A	Sam Houston St.	67 57
												331	H	Sam Houston St.	62 48
												344	N	Florida A&M	58 55
LAST 12 Division I GAMES:															
				226	H	New Orleans	75 68					249	H	Nicholls St.	76 55
				331	H	Sam Houston St.	62 48					226	A	New Orleans	49 66
				314	A	Incarnate Word	62 58					331	A	Sam Houston St.	67 57
				294	H	Southeastern La.	56 52					311	A	Northwestern St.	62 56
				322	H	Houston Baptist	50 49					111	H	Lamar University	31 70
				217	A	Abilene Christian	59 61					129	H	Central Ark.	50 58

Non-Div I Games: Tex. A&M Int'l 53 34 St. Thomas Houston 72 42 McMurry 62 43 Texas Lutheran 87 56 A&M-Corpus Christi

Loss, Non-Conf, S Site, H Home A Away N Neutral

Average RPI Win:	280	WON-LOST	WINNING	LAST 10	STRENGTH OF	OPP. STRENGTH	TEAM	ADJ.	CONF.	ADJ CONF.
Average RPI Loss:	139	RECORD	PCT. RANK	GAMES	SCHEDULE	OF SCHEDULE	RPI	RPI	RPI	RPI

DIV. I ONLY	11- 8	128	6- 4	316	271	217	217	26	26
DIV. I NON-CONF.	2- 4	239	0- 0	129	146	228	228	25	25

TOTALS	RPI 1-25	RPI 26-50	W-L RECORDS	RPI 51-100	RPI 101-999	RPI 201+			
11- 8	0- 0	0- 1	OVERALL	0- 1	11- 6	10- 1			
8- 1	0- 0	0- 1	HOME	0- 0	8- 0	7- 0			
2- 6	0- 0	0- 0	AWAY	0- 1	2- 5	2- 1			
1- 1	0- 0	0- 0	NEUTRAL	0- 0	1- 1	1- 0			
2- 4	0- 0	0- 1	NON-CONFERENCE	0- 1	2- 2	1- 0			
1- 1	0- 0	0- 1	HOME	0- 0	1- 0	0- 0			
0- 2	0- 0	0- 0	AWAY	0- 1	0- 1	0- 0			
1- 1	0- 0	0- 0	NEUTRAL	0- 0	1- 1	1- 0			
9- 4	0- 0	0- 0	CONFERENCE	0- 0	9- 4	9- 1			
7- 0	0- 0	0- 0	HOME	0- 0	7- 0	7- 0			
2- 4	0- 0	0- 0	AWAY	0- 0	2- 4	2- 1			
0- 0	0- 0	0- 0	NEUTRAL	0- 0	0- 0	0- 0			

RPI 1-25				RPI 26-50				RPI 51-100				RPI 101+ Team's RPI: 217			
RPI	S	Opponent	Score	RPI	S	Opponent	Score	RPI	S	Opponent	Score	RPI	S	Opponent	Score
				45	H	FGCU	55 94	98	A	Arkansas	65 79	111	A	Lamar University	71 77
												129	A	Central Ark.	45 63
												132	A	SFA	55 66
												150	H	Idaho	82 72
												156	N	Radford	65 71
												191	A	SMU	44 65
												226	H	New Orleans	80 70
												249	A	Nicholls St.	60 81
												257	H	A&M-Corpus Christi	61 59
												259	A	McNeese	80 75
												286	N	Old Dominion	74 60
												294	H	Southeastern La.	86 80
												311	H	Northwestern St.	80 41
												314	H	Incarntate Word	58 56
												322	H	Houston Baptist	80 68
												331	A	Sam Houston St.	75 72
												331	H	Sam Houston St.	83 65

LAST 12 Division I GAMES:															
				314	H	Incarntate Word	58 56	132	A	SFA	55 66				
				249	A	Nicholls St.	60 81	311	H	Northwestern St.	80 41				
				331	A	Sam Houston St.	75 72	322	H	Houston Baptist	80 68				
				111	A	Lamar University	71 77	294	H	Southeastern La.	86 80				
				257	H	A&M-Corpus Christi	61 59	259	A	McNeese	80 75				
				129	A	Central Ark.	45 63	331	H	Sam Houston St.	83 65				

Non-Div I Games:	Schreiner	97 48	Southwest (NM)	91 47	Howard Payne	88 46	Midwestern St.	88 67
								Abilene Christian

Average RPI Win:	274	WON-LOST	WINNING	LAST 10	STRENGTH OF	OPP. STRENGTH	TEAM	ADJ.	CONF.	ADJ CONF.
Average RPI Loss:	154	RECORD	PCT. RANK	GAMES	SCHEDULE	OF SCHEDULE	RPI	RPI	RPI	RPI
DIV. I ONLY	2- 20	339	2- 8	112	200	310	310	16	16	
DIV. I NON-CONF.	0- 10	337	0- 0	108	269	323	323	14	14	

TOTALS	RPI 1-25	RPI 26-50	W-L RECORDS	RPI 51-100	RPI 101-999	RPI 201+				
2- 20	0- 1	0- 0	OVERALL	0- 4	2- 15	2- 3				
2- 9	0- 1	0- 0	HOME	0- 1	2- 7	2- 1				
0- 11	0- 0	0- 0	AWAY	0- 3	0- 8	0- 2				
0- 0	0- 0	0- 0	NEUTRAL	0- 0	0- 0	0- 0				
0- 10	0- 1	0- 0	NON-CONFERENCE	0- 1	0- 8	0- 2				
0- 5	0- 1	0- 0	HOME	0- 0	0- 4	0- 0				
0- 5	0- 0	0- 0	AWAY	0- 1	0- 4	0- 2				
0- 0	0- 0	0- 0	NEUTRAL	0- 0	0- 0	0- 0				
2- 10	0- 0	0- 0	CONFERENCE	0- 3	2- 7	2- 1				
2- 4	0- 0	0- 0	HOME	0- 1	2- 3	2- 1				
0- 6	0- 0	0- 0	AWAY	0- 2	0- 4	0- 0				
0- 0	0- 0	0- 0	NEUTRAL	0- 0	0- 0	0- 0				

RPI 1-25				RPI 26-50				RPI 51-100				RPI 101+ Team's RPI: 310			
RPI	S	Opponent	Score	RPI	S	Opponent	Score	RPI	S	Opponent	Score	RPI	S	Opponent	Score
4	H	Louisville	50 62					82	A	Navy	64 71	115	A	Colorado St.	50 61
								86	A	New Mexico	49 57	115	H	Colorado St.	39 40
								86	H	New Mexico	59 88	139	A	SIUE	40 76
								90	A	UNLV	57 69	142	H	Colorado	43 68
												145	A	Fresno St.	48 64
												145	H	Fresno St.	58 64
												147	A	Weber St.	52 62
												175	A	Boise St.	46 49
												176	H	Army West Point	59 65
												180	H	Denver	54 75
												182	H	Eastern Wash.	63 65
												189	A	Nevada	60 70
												250	H	San Jose St.	74 75
												251	H	San Diego St.	61 51
												297	H	Utah St.	57 50
												303	A	FIU	69 70
												328	A	Utah Valley	56 59

LAST 12 Division I GAMES:															
				86	A	New Mexico	49 57	115	H	Colorado St.	39 40				
				115	A	Colorado St.	50 61	250	H	San Jose St.	74 75				
				251	H	San Diego St.	61 51	90	A	UNLV	57 69				
				145	A	Fresno St.	48 64	189	A	Nevada	60 70				
				175	A	Boise St.	46 49	145	H	Fresno St.	58 64				
				297	H	Utah St.	57 50	86	H	New Mexico	59 88				

Non-Div I Games: Colo. Christian 66 68

Air Force

Loss,
Non-Conf,
S Site,
H Home
A Away
N Neutral

Average RPI Win:	235	WON-LOST	WINNING	LAST 10	STRENGTH OF	OPP. STRENGTH	TEAM	ADJ.	CONF.	ADJ CONF.
Average RPI Loss:	78	RECORD	PCT. RANK	GAMES	SCHEDULE	OF SCHEDULE	RPI	RPI	RPI	RPI
DIV. I ONLY	7- 16	274	2- 8	53	106	211	211	8	8	
DIV. I NON-CONF.	5- 5	170	0- 0	92	237	172	172	8	8	

TOTALS	RPI 1-25	RPI 26-50	W-L RECORDS	RPI 51-100	RPI 101-999	RPI 201+				
7- 16	0- 2	0- 4	OVERALL	0- 5	7- 5	4- 1				
5- 8	0- 2	0- 3	HOME	0- 0	5- 3	3- 1				
1- 7	0- 0	0- 1	AWAY	0- 4	1- 2	1- 0				
1- 1	0- 0	0- 0	NEUTRAL	0- 1	1- 0	0- 0				
5- 5	0- 1	0- 1	NON-CONFERENCE	0- 2	5- 1	3- 0				
4- 2	0- 1	0- 1	HOME	0- 0	4- 0	3- 0				
0- 2	0- 0	0- 0	AWAY	0- 1	0- 1	0- 0				
1- 1	0- 0	0- 0	NEUTRAL	0- 1	1- 0	0- 0				
2- 11	0- 1	0- 3	CONFERENCE	0- 3	2- 4	1- 1				
1- 6	0- 1	0- 2	HOME	0- 0	1- 3	0- 1				
1- 5	0- 0	0- 1	AWAY	0- 3	1- 1	1- 0				
0- 0	0- 0	0- 0	NEUTRAL	0- 0	0- 0	0- 0				

RPI 1-25				RPI 26-50				RPI 51-100				RPI 101+ Team's RPI: 211			
RPI	S	Opponent	Score	RPI	S	Opponent	Score	RPI	S	Opponent	Score	RPI	S	Opponent	Score
13	H	Maryland	54 75	29	H	Central Mi ch.	86 95	64	A	Toledo	54 60	109	A	Western Mi ch.	60 76
20	H	Buffalo	66 89	42	A	Ball St.	65 97	68	A	Duquesne	60 66	109	H	Western Mi ch.	51 59
				42	H	Ball St.	61 74	77	A	Ohio	67 70	124	H	Northern Ill.	61 84
				45	H	FGCU	63 82	78	N	Harvard	63 76	127	A	Bucknell I	52 63
								91	A	Miami (OH)	67 75	139	N	SIUE	59 58
												149	H	Kent St.	75 60
												195	H	Youngstown St.	75 58
												205	H	Bowling Green	64 66
												223	A	Eastern Mi ch.	77 65
												294	H	Southeastern La.	66 54
												304	H	Eastern Ky.	62 45
												342	H	Winthrop	69 43

LAST 12 Division I GAMES:															
223	A	Eastern Mi ch.	77 65	29	H	Central Mi ch.	86 95	91	A	Miami (OH)	67 75	205	H	Bowling Green	64 66
124	H	Northern Ill.	61 84	42	H	Ball St.	61 74	77	A	Ohio	67 70	42	H	Ball St.	65 97
109	A	Western Mi ch.	60 76	75	H	Kent St.	75 60	64	A	Toledo	54 60	77	A	Eastern Mi ch.	77 65
42	A	Ball St.	65 97	109	H	Western Mi ch.	51 59								

Non-Div I Games: Ohio Christian 93 33

Akron

Average RPI Win:	187	WON-LOST	WINNING	LAST 10	STRENGTH OF	OPP. STRENGTH	TEAM	ADJ.	CONF.	ADJ CONF.
Average RPI Loss:	48	RECORD	PCT. RANK	GAMES	SCHEDULE	OF SCHEDULE	RPI	RPI	RPI	RPI
DIV. I ONLY	15- 10	117	4- 6	91	78	94	94	2	2	
DIV. I NON-CONF.	10- 3	52	0- 0	181	277	85	85	2	2	

TOTALS	RPI 1-25	RPI 26-50	W-L RECORDS	RPI 51-100	RPI 101-999	RPI 201+				
15- 10	1- 5	0- 0	OVERALL	3- 5	11- 0	6- 0				
10- 4	1- 3	0- 0	HOME	2- 1	7- 0	4- 0				
5- 4	0- 1	0- 0	AWAY	1- 3	4- 0	2- 0				
0- 2	0- 1	0- 0	NEUTRAL	0- 1	0- 0	0- 0				
10- 3	0- 1	0- 0	NON-CONFERENCE	2- 2	8- 0	6- 0				
8- 0	0- 0	0- 0	HOME	2- 0	6- 0	4- 0				
2- 1	0- 0	0- 0	AWAY	0- 1	2- 0	2- 0				
0- 2	0- 1	0- 0	NEUTRAL	0- 1	0- 0	0- 0				
5- 7	1- 4	0- 0	CONFERENCE	1- 3	3- 0	0- 0				
2- 4	1- 3	0- 0	HOME	0- 1	1- 0	0- 0				
3- 3	0- 1	0- 0	AWAY	1- 2	2- 0	0- 0				
0- 0	0- 0	0- 0	NEUTRAL	0- 0	0- 0	0- 0				

RPI	S	Opponent	Score	RPI	S	Opponent	Score	RPI	S	Opponent	Score	RPI	S	Opponent	Score
3	A	Mississippi St.	61 75					58	A	TCU	67 88	108	H	Missouri St.	65 61
15	H	Missouri	56 62					60	N	Elon	55 60	130	H	Vanderbilt	77 75
17	H	Texas A&M	54 73					89	H	Jacksonville	75 60	131	A	Ole Miss	82 79
18	H	South Carolina	66 79					92	H	Utah	65 60	163	A	Florida	63 54
19	N	NC State	49 68					96	A	Auburn	60 69	191	H	SMU	59 44
25	H	LSU	65 51					97	A	Kentucky	54 79	235	H	Grambling	73 49
								98	A	Arkansas	83 76	262	A	Lipscomb	73 51
								98	H	Arkansas	66 74	295	H	Murray St.	68 47
												315	H	Alabama A&M	90 32
												323	A	Ga. Southern	84 36
												344	H	Florida A&M	91 55
LAST 12 Division I GAMES:															
131	A	Ole Miss	82 79	17	H	Texas A&M	54 73								
18	H	South Carolina	66 79	3	A	Mississippi St.	61 75								
98	H	Arkansas	66 74	25	H	LSU	65 51								
96	A	Auburn	60 69	98	A	Arkansas	83 76								
97	A	Kentucky	54 79	163	A	Florida	63 54								
130	H	Vanderbilt	77 75	15	H	Missouri	56 62								

Non-Div I Games:

Alabama

Average RPI Win:	321	WON-LOST	WINNING	LAST 10	STRENGTH OF	OPP. STRENGTH	TEAM	ADJ.	CONF.	ADJ CONF.
Average RPI Loss:	229	RECORD	PCT. RANK	GAMES	SCHEDULE	OF SCHEDULE	RPI	RPI	RPI	RPI
DIV. I ONLY	9- 14	236	4- 6	347	346	315	315	32	32	
DIV. I NON-CONF.	5- 6	187	0- 0	312	337	244	244	32	32	

TOTALS	RPI 1-25	RPI 26-50	W-L RECORDS	RPI 51-100	RPI 101-999	RPI 201+				
9- 14	0- 0	0- 0	OVERALL	0- 2	9- 12	9- 10				
4- 4	0- 0	0- 0	HOME	0- 0	4- 4	4- 4				
5- 9	0- 0	0- 0	AWAY	0- 0	5- 6	5- 6				
0- 1	0- 0	0- 0	NEUTRAL	0- 0	0- 1	0- 0				
5- 6	0- 0	0- 0	NON-CONFERENCE	0- 2	5- 4	5- 3				
2- 1	0- 0	0- 0	HOME	0- 0	2- 1	2- 1				
3- 4	0- 0	0- 0	AWAY	0- 2	3- 2	3- 2				
0- 1	0- 0	0- 0	NEUTRAL	0- 0	0- 1	0- 0				
4- 8	0- 0	0- 0	CONFERENCE	0- 0	4- 8	4- 7				
2- 3	0- 0	0- 0	HOME	0- 0	2- 3	2- 3				
2- 5	0- 0	0- 0	AWAY	0- 0	2- 5	2- 4				
0- 0	0- 0	0- 0	NEUTRAL	0- 0	0- 0	0- 0				

RPI 1-25				RPI 26-50				RPI 51-100				RPI 101+ Team's RPI : 315					
RPI	S	Opponent	Score	RPI	S	Opponent	Score	RPI	S	Opponent	Score	RPI	S	Opponent	Score		
								81	A	UAB	58	85	154	N	Hartford	47	56
								94	A	Al abama	32	90	181	A	Southern U.	62	77
												210	A	Jacksonville St.	33	49	
												232	H	Texas Southern	49	55	
												235	A	Grambl ing	49	78	
												238	H	Austin Peay	52	55	
												262	A	Lipscomb	50	66	
												263	H	Prai ri e View	48	55	
												294	A	Southeastern La.	76	74	
												295	H	Murray St.	71	54	
												300	A	Al abama St.	78	69	
												300	H	Al abama St.	44	55	
												302	A	Al corn	52	57	
												303	A	FIU	58	51	
												309	A	Jackson St.	43	59	
												333	A	Tennessee St.	77	75	
												337	A	Mi ssi ssi ppi Val .	57	49	
												337	H	Mi ssi ssi ppi Val .	65	48	
												340	A	Ark. -Pi ne Bluff	48	57	
												340	H	Ark. -Pi ne Bluff	52	49	
												348	H	Evansvi lle	70	56	
LAST 12 Di vi si on I GAMES:																	
300	H	Al abama St.	44	55	302	A	Al corn	52	57								
337	A	Mi ssi ssi ppi Val .	57	49	300	A	Al abama St.	78	69								
340	A	Ark. -Pi ne Bl uff	48	57	337	H	Mi ssi ssi ppi Val .	65	48								
263	H	Prai ri e View	48	55	340	H	Ark. -Pi ne Bl uff	52	49								
232	H	Texas Southern	49	55	309	A	Jackson St.	43	59								
181	A	Southern U.	62	77	235	A	Grambl ing	49	78								

Non-Div I Games:

Alabama A&M

■ Loss,
 ■ Non-Conf,
 ■ S Site,
 ■ Home
 ■ A Away
 N Neutral

Average RPI Win:	322	WON-LOST	WINNING	LAST 10	STRENGTH OF	OPP. STRENGTH	TEAM	ADJ.	CONF.	ADJ CONF.
Average RPI Loss:	178	RECORD	PCT. RANK	GAMES	SCHEDULE	OF SCHEDULE	RPI	RPI	RPI	RPI
DIV. I ONLY	6- 16	291	5- 5	269	337	300	300	32	32	
DIV. I NON-CONF.	1- 9	318	0- 0	29	165	251	251	32	32	

TOTALS	RPI 1-25	RPI 26-50	W-L RECORDS	RPI 51-100	RPI 101-999	RPI 201+				
6- 16	0- 2	0- 1	OVERALL	0- 1	6- 12	6- 6				
4- 4	0- 0	0- 0	HOME	0- 0	4- 4	4- 2				
2- 11	0- 2	0- 1	AWAY	0- 1	2- 7	2- 4				
0- 1	0- 0	0- 0	NEUTRAL	0- 0	0- 1	0- 0				
1- 9	0- 2	0- 1	NON-CONFERENCE	0- 1	1- 5	1- 0				
1- 2	0- 0	0- 0	HOME	0- 0	1- 2	1- 0				
0- 6	0- 2	0- 1	AWAY	0- 1	0- 2	0- 0				
0- 1	0- 0	0- 0	NEUTRAL	0- 0	0- 1	0- 0				
5- 7	0- 0	0- 0	CONFERENCE	0- 0	5- 7	5- 6				
3- 2	0- 0	0- 0	HOME	0- 0	3- 2	3- 2				
2- 5	0- 0	0- 0	AWAY	0- 0	2- 5	2- 4				
0- 0	0- 0	0- 0	NEUTRAL	0- 0	0- 0	0- 0				

RPI 1-25				RPI 26-50				RPI 51-100				RPI 101+ Team's RPI: 300			
RPI	S	Opponent	Score	RPI	S	Opponent	Score	RPI	S	Opponent	Score	RPI	S	Opponent	Score
7	A	Tennessee	51 104	47	A	Miami (FL)	31 79	81	A	UAB	44 61	121	H	South Ala.	47 59
18	A	South Carolina	31 99									132	N	SFA	50 77
												161	A	Samford	39 58
												166	H	Troy	63 93
												181	A	Southern U.	58 66
												194	A	Southern Miss.	35 72
												232	H	Texas Southern	39 71
												235	A	Grambling	71 93
												263	H	Prairie View	70 68
												302	A	Alcorn	41 73
												309	A	Jackson St.	61 70
												315	A	Alabama A&M	55 44
												315	H	Alabama A&M	69 78
												337	A	Mississippi Val.	70 62
												337	H	Mississippi Val.	76 41
												340	A	Ark.-Pine Bluff	53 55
												340	H	Ark.-Pine Bluff	63 54
												341	H	Savannah St.	81 61

LAST 12 Division I GAMES:															
315	A	Alabama A&M	55 44	181	A	Southern U.	58 66	315	H	Alabama A&M	69 78				
340	A	Ark.-Pine Bluff	53 55	340	H	Ark.-Pine Bluff	63 54	337	H	Mississippi Val.	76 41				
263	H	Prairie View	70 68	302	A	Alcorn	41 73	235	A	Grambling	71 93				

Non-Div I Games: Mobile 61 50

Alabama St.

■ Loss,
 ■ Non-Conf,
 ■ S Site,
 ■ Home
 ■ Away
 ■ N Neutral

Average RPI Win:	220	WON-LOST	WINNING	LAST 10	STRENGTH OF	OPP. STRENGTH	TEAM	ADJ.	CONF.	ADJ CONF.
Average RPI Loss:	139	RECORD	PCT. RANK	GAMES	SCHEDULE	OF SCHEDULE	RPI	RPI	RPI	RPI
DIV. I ONLY	21- 5	27	8- 2	223	226	79	79	20	20	
DIV. I NON-CONF.	11- 2	22	0- 0	192	168	57	57	24	24	

TOTALS	RPI 1-25	RPI 26-50	W-L RECORDS	RPI 51-100	RPI 101-999	RPI 201+				
21- 5	0- 1	0- 0	OVERALL	2- 1	19- 3	11- 1				
11- 1	0- 0	0- 0	HOME	2- 1	9- 0	4- 0				
8- 4	0- 1	0- 0	AWAY	0- 0	8- 3	7- 1				
2- 0	0- 0	0- 0	NEUTRAL	0- 0	2- 0	0- 0				
11- 2	0- 1	0- 0	NON-CONFERENCE	1- 1	10- 0	7- 0				
4- 1	0- 0	0- 0	HOME	1- 1	3- 0	2- 0				
5- 1	0- 1	0- 0	AWAY	0- 0	5- 0	5- 0				
2- 0	0- 0	0- 0	NEUTRAL	0- 0	2- 0	0- 0				
10- 3	0- 0	0- 0	CONFERENCE	1- 0	9- 3	4- 1				
7- 0	0- 0	0- 0	HOME	1- 0	6- 0	2- 0				
3- 3	0- 0	0- 0	AWAY	0- 0	3- 3	2- 1				
0- 0	0- 0	0- 0	NEUTRAL	0- 0	0- 0	0- 0				

RPI 1-25				RPI 26-50				RPI 51-100				RPI 101+			
RPI	S	Opponent	Score	RPI	S	Opponent	Score	RPI	S	Opponent	Score	RPI	S	Opponent	Score
13	A	Maryland	58 91					53	H	St. John's (NY)	66 71	116	H	Dartmouth	76 61
								70	H	Fordham	59 52	124	N	Northern Ill.	97 91
								80	H	Maine	68 54	148	H	Binghamton	63 46
												154	A	Hartford	55 70
												154	H	Hartford	66 53
												164	N	Southern Ill.	68 57
												183	A	New Hampshire	68 74
												183	H	New Hampshire	66 53
												198	A	Stony Brook	72 68
												198	H	Stony Brook	64 58
												206	A	Siena	78 63
												243	A	Holy Cross	65 56
												253	A	Manhattan	62 56
												256	H	St. Bonaventure	69 52
												290	A	Vermont	57 62
												290	H	Vermont	67 55
												291	A	Central Conn. St.	72 60
												293	A	Monmouth	68 44
												326	H	Wagner	89 44
												329	A	UMBC	78 75
												347	A	UMass Lowell	61 52
												347	H	UMass Lowell	93 60

LAST 12 Division I GAMES:															
				154	H	Hartford	66 53					329	A	UMBC	78 75
				290	A	Vermont	57 62					347	A	UMass Lowell	61 52
				347	H	UMass Lowell	93 60					148	H	Binghamton	63 46
				183	A	New Hampshire	68 74					80	H	Maine	68 54
				198	H	Stony Brook	64 58					198	A	Stony Brook	72 68
				290	H	Vermont	67 55					183	H	New Hampshire	66 53

Non-Div I Games:

Albany (NY)

■ Loss,
 ■ Non-Conf,
 ■ S Site,
 ■ Home
 ■ Away
 N Neutral

Average RPI Win: 313
Average RPI Loss: 211

WON-LOST
RECORD

WINNING
PCT. RANK

LAST 10
GAMES

STRENGTH OF
SCHEDULE

OPP. STRENGTH
OF SCHEDULE

TEAM
RPI

ADJ.
RPI

CONF.
RPI

ADJ CONF.
RPI

DIV. I ONLY	7- 14	264	5- 5	330	349	302	302	32	32
DIV. I NON-CONF.	1- 7	310	0- 0	127	330	269	269	32	32
TOTALS	RPI 1-25	RPI 26-50	W-L RECORDS	RPI 51-100	RPI 101-999	RPI 201+			
7- 14	0- 0	0- 0	OVERALL	0- 0	7- 14	7- 6			
3- 3	0- 0	0- 0	HOME	0- 0	3- 3	3- 3			
4- 9	0- 0	0- 0	AWAY	0- 0	4- 4	4- 2			
0- 2	0- 0	0- 0	NEUTRAL	0- 0	0- 2	0- 0			
1- 7	0- 0	0- 0	NON-CONFERENCE	0- 0	1- 7	1- 0			
0- 0	0- 0	0- 0	HOME	0- 0	0- 0	0- 0			
1- 5	0- 0	0- 0	AWAY	0- 0	1- 5	1- 0			
0- 2	0- 0	0- 0	NEUTRAL	0- 0	0- 2	0- 0			
6- 7	0- 0	0- 0	CONFERENCE	0- 0	6- 7	6- 6			
3- 3	0- 0	0- 0	HOME	0- 0	3- 3	3- 3			
3- 4	0- 0	0- 0	AWAY	0- 0	3- 4	3- 3			
0- 0	0- 0	0- 0	NEUTRAL	0- 0	0- 0	0- 0			

RPI S Opponent	Score	RPI S Opponent	Score	RPI S Opponent	Score	RPI S Opponent	Score	Team's RPI: 302
129 A Central Ark.	52 75							
132 N SFA	79 83							
153 A Wi chi ta St.	46 87							
157 A Loui si ana Tech	50 87							
158 A Loui si ana	47 67							
181 A Southern U.	56 64							
190 N Oral Roberts	52 76							
194 A Southern Mi ss.	67 72							
232 A Texas Southern	57 91							
235 A Grambl ing	51 68							
235 H Grambl ing	68 75							
263 A Prai ri e Vi ew	73 72							
294 A Southeastern La.	84 77							
300 H Al abama St.	73 41							
309 A Jackson St.	69 94							
309 H Jackson St.	51 74							
315 H Al abama A&M	57 52							
337 A Mi ssi ssi ppi Val .	76 70							
337 H Mi ssi ssi ppi Val .	61 62							
340 A Ark. -Pi ne Bl uff	80 77							
340 H Ark. -Pi ne Bl uff	76 58							
LAST 12 Di vi si on I GAMES:								
340 H Ark. -Pi ne Bl uff	76 58	315 H Al abama A&M	57 52					
337 H Mi ssi ssi ppi Val .	61 62	340 A Ark. -Pi ne Bl uff	80 77					
235 A Grambl ing	51 68	337 A Mi ssi ssi ppi Val .	76 70					
309 A Jackson St.	69 94	235 H Grambl ing	68 75					
181 A Southern U.	56 64	309 H Jackson St.	51 74					
300 H Al abama St.	73 41	232 A Texas Southern	57 91					

Non-Di v I Games: Tougal oo 76 64 Blue Mountain (MS) 76 35 LeMoyne-Owen 81 54

Alcorn

Loss, Non-Conf, S Site, H Home A Away N Neutral

Average RPI Win:	203	WON-LOST	WINNING	LAST 10	STRENGTH OF	OPP. STRENGTH	TEAM	ADJ.	CONF.	ADJ CONF.
Average RPI Loss:	86	RECORD	PCT. RANK	GAMES	SCHEDULE	OF SCHEDULE	RPI	RPI	RPI	RPI
DIV. I ONLY	20- 4	18	10- 0	211	138	59	59	14	14	
DIV. I NON-CONF.	7- 4	102	0- 0	209	115	99	99	18	18	
<hr/>										
TOTALS	RPI 1-25	RPI 26-50	W-L RECORDS	RPI 51-100	RPI 101-999	RPI 201+				
20- 4	0- 1	0- 0	OVERALL	2- 1	18- 2	9- 0				
11- 0	0- 0	0- 0	HOME	2- 0	9- 0	3- 0				
9- 3	0- 0	0- 0	AWAY	0- 1	9- 2	6- 0				
0- 1	0- 1	0- 0	NEUTRAL	0- 0	0- 0	0- 0				
7- 4	0- 1	0- 0	NON-CONFERENCE	1- 1	6- 2	3- 0				
4- 0	0- 0	0- 0	HOME	1- 0	3- 0	1- 0				
3- 3	0- 0	0- 0	AWAY	0- 1	3- 2	2- 0				
0- 1	0- 1	0- 0	NEUTRAL	0- 0	0- 0	0- 0				
13- 0	0- 0	0- 0	CONFERENCE	1- 0	12- 0	6- 0				
7- 0	0- 0	0- 0	HOME	1- 0	6- 0	2- 0				
6- 0	0- 0	0- 0	AWAY	0- 0	6- 0	4- 0				
0- 0	0- 0	0- 0	NEUTRAL	0- 0	0- 0	0- 0				

RPI 1-25				RPI 26-50				RPI 51-100 Team's RPI: 59				RPI 101+			
RPI	S	Opponent	Score	RPI	S	Opponent	Score	RPI	S	Opponent	Score	RPI	S	Opponent	Score
23	N	Villanova	60 65					82	H	Navy	46 41	110	A	George Mason	53 71
								83	H	Penn St.	75 66	118	A	Delaware	56 72
								93	A	George Washington	44 61	127	H	Bucknell	68 58
												160	A	Lehigh	60 44
												160	H	Lehigh	82 64
												170	A	Tulsa	72 67
												176	A	Army West Point	64 46
												176	H	Army West Point	71 63
												180	H	Denver	66 53
												195	H	Youngstown St.	78 72
												199	H	Boston U.	66 50
												231	A	Loyola Maryland	71 58
												231	H	Loyola Maryland	69 56
												236	A	Lafayette	74 67
												237	H	La Salle	66 48
												243	A	Holy Cross	68 63
												278	A	Colgate	77 55
												278	H	Colgate	67 44
												290	A	Vermont	64 62
												329	A	UMBC	61 48
<hr/>															
LAST 12 Division I GAMES:															
				160	A	Lehigh	60 44	199	H	Boston U.	66 50				
				231	H	Loyola Maryland	69 56	160	H	Lehigh	82 64				
				176	H	Army West Point	71 63	231	A	Loyola Maryland	71 58				
				278	H	Colgate	67 44	176	A	Army West Point	64 46				
				243	A	Holy Cross	68 63	82	H	Navy	46 41				
				236	A	Lafayette	74 67	278	A	Colgate	77 55				

Non-Div I Games:

American

■ Loss,
 ■ Non-Conf,
 ■ S Site,
 ■ Home
 ■ Away
 N Neutral

Average RPI Win:	293	WON-LOST	WINNING	LAST 10	STRENGTH OF	OPP. STRENGTH	TEAM	ADJ.	CONF.	ADJ CONF.
Average RPI Loss:	152	RECORD	PCT. RANK	GAMES	SCHEDULE	OF SCHEDULE	RPI	RPI	RPI	RPI
DIV. I ONLY	6- 18	294	4- 6	191	241	272	272	23	23	
DIV. I NON-CONF.	2- 9	295	0- 0	171	194	264	264	23	23	

TOTALS	RPI 1-25	RPI 26-50	W-L RECORDS	RPI 51-100	RPI 101-999	RPI 201+				
6- 18	0- 0	0- 0	OVERALL	0- 2	6- 16	5- 3				
3- 7	0- 0	0- 0	HOME	0- 2	3- 5	2- 0				
3- 11	0- 0	0- 0	AWAY	0- 0	3- 6	3- 2				
0- 0	0- 0	0- 0	NEUTRAL	0- 0	0- 0	0- 0				
2- 9	0- 0	0- 0	NON-CONFERENCE	0- 2	2- 7	2- 2				
0- 4	0- 0	0- 0	HOME	0- 2	0- 2	0- 0				
2- 5	0- 0	0- 0	AWAY	0- 0	2- 5	2- 2				
0- 0	0- 0	0- 0	NEUTRAL	0- 0	0- 0	0- 0				
4- 9	0- 0	0- 0	CONFERENCE	0- 0	4- 9	3- 1				
3- 3	0- 0	0- 0	HOME	0- 0	3- 3	2- 0				
1- 6	0- 0	0- 0	AWAY	0- 0	1- 6	1- 1				
0- 0	0- 0	0- 0	NEUTRAL	0- 0	0- 0	0- 0				

RPI 1-25				RPI 26-50				RPI 51-100				RPI 101+ Team's RPI: 272			
RPI	S	Opponent	Score	RPI	S	Opponent	Score	RPI	S	Opponent	Score	RPI	S	Opponent	Score
								67	H	Georgia Tech	41 75	104	A	North Carolina	43 56
								81	H	UAB	59 70	106	A	Wake Forest	49 78
												114	H	Little Rock	40 52
												121	A	South Ala.	52 54
												122	H	ETSU	57 70
												152	A	Texas St.	50 92
												152	H	Texas St.	54 69
												156	A	Radford	40 61
												158	A	Louisiana	45 61
												159	H	Davidson	57 59
												166	A	Troy	74 81
												177	A	UT Arlington	48 49
												177	H	UT Arlington	60 64
												187	H	Arkansas St.	68 66
												216	A	N.C. A&T	56 81
												228	A	UNC Asheville	60 69
												254	A	Col. of Charleston	76 70
												275	A	Coastal Caro.	68 73
												321	H	Georgia St.	77 62
												323	H	Ga. Southern	87 56
												334	A	Marshall	56 54
												336	A	La.-Monroe	71 67

LAST 12 Division I GAMES:															
275	A	Coastal Caro.	68 73	166	A	Troy	74 81								
152	A	Texas St.	50 92	323	H	Ga. Southern	87 56								
177	A	UT Arlington	48 49	321	H	Georgia St.	77 62								
187	H	Arkansas St.	68 66	336	A	La.-Monroe	71 67								
114	H	Little Rock	40 52	158	A	Louisiana	45 61								
121	A	South Ala.	52 54	177	H	UT Arlington	60 64								

Non-Div I Games:

Appalachian St.

A
r
i
z
o
n
a

A
r
i
z
o
n
a

Ari zona

Average RPI	Win: 143	WON-LOST RECORD	WINNING PCT. RANK	LAST 10 GAMES	STRENGTH OF SCHEDULE	OPP. STRENGTH OF SCHEDULE	TEAM RPI	ADJ. RPI	CONF. RPI	ADJ CONF. RPI
Average RPI	Loss: 27									
DIV. I ONLY	17- 9	88	4- 6	34	9	33	33	5	5	
DIV. I NON-CONF.	9- 3	61	0- 0	107	23	55	55	3	3	

TOTALS	RPI 1-25	RPI 26-50	W-L RECORDS	RPI 51-100	RPI 101-999	RPI 201+				
17- 9	2- 6	2- 2	OVERALL	3- 1	10- 0	5- 0				
12- 1	2- 0	1- 0	HOME	2- 1	7- 0	4- 0				
4- 6	0- 4	1- 2	AWAY	1- 0	2- 0	0- 0				
1- 2	0- 2	0- 0	NEUTRAL	0- 0	1- 0	1- 0				
9- 3	1- 3	0- 0	NON-CONFERENCE	1- 0	7- 0	5- 0				
7- 0	1- 0	0- 0	HOME	1- 0	5- 0	4- 0				
1- 1	0- 1	0- 0	AWAY	0- 0	1- 0	0- 0				
1- 2	0- 2	0- 0	NEUTRAL	0- 0	1- 0	1- 0				
8- 6	1- 3	2- 2	CONFERENCE	2- 1	3- 0	0- 0				
5- 1	1- 0	1- 0	HOME	1- 1	2- 0	0- 0				
3- 5	0- 3	1- 2	AWAY	1- 0	1- 0	0- 0				
0- 0	0- 0	0- 0	NEUTRAL	0- 0	0- 0	0- 0				

RPI 1-25				RPI 26-50				RPI 51-100				RPI 101+			
RPI	S	Opponent	Score	RPI	S	Opponent	Score	RPI	S	Opponent	Score	RPI	S	Opponent	Score
3	N	Mississippi St.	57 65	35	A	Cal i forn i a	57 42	88	H	Washington St.	77 51	142	A	Col orado	72 47
5	A	Flori da St.	66 77	35	H	Cal i forn i a	80 71	92	A	Utah	83 81	142	H	Col orado	73 59
10	A	UCLA	63 71	46	A	Oregon St.	54 57	92	H	Utah	56 58	145	A	Fresno St.	81 49
11	A	Oregon	64 74	50	A	Southern Cal i forn i a	62 77	98	H	Arkansas	89 43	150	H	Idaho	77 33
12	N	Green Bay	48 61									174	H	Washi ngton	61 41
14	A	Stanford	50 74									209	N	Col umbi a	72 48
14	H	Stanford	73 66									234	H	UC Ri versi de	73 48
20	H	Buffal o	76 57									271	H	Sacramento St.	106 58
												278	H	Col gate	65 54
												296	H	UTSA	74 42

LAST 12 Di vi si on I GAMES:															
10	A	UCLA	63 71	142	H	Col orado	73 59								
50	A	Southern Cal i forn i a	62 77	92	H	Utah	56 58								
88	H	Washington St.	77 51	11	A	Oregon	64 74								
174	H	Washington	61 41	46	A	Oregon St.	54 57								
35	A	Cal i forn i a	57 42	14	H	Stanford	73 66								
14	A	Stanford	50 74	35	H	Cal i forn i a	80 71								

Non-Di v I Games:

Ari zona St.

Average RPI	Win:	317	WON-LOST	WINNING	LAST 10	STRENGTH OF	OPP. STRENGTH	TEAM	ADJ.	CONF.	ADJ CONF.
Average RPI	Loss:	214	RECORD	PCT. RANK	GAMES	SCHEDULE	OF SCHEDULE	RPI	RPI	RPI	RPI
DIV. I ONLY		3- 18		326	2- 8	314	332	340	340	32	32
DIV. I NON-CONF.		0- 8		337	0- 0	140	101	322	322	32	32

TOTALS	RPI 1-25		RPI 26-50		W-L RECORDS	RPI 51-100		RPI 101-999		RPI 201+	
3- 18	0- 1		0- 1		OVERALL	0- 1		3- 15		3- 12	
2- 4	0- 0		0- 0		HOME	0- 0		2- 4		2- 3	
1- 12	0- 0		0- 0		AWAY	0- 0		1- 0		1- 0	
0- 2	0- 0		0- 0		NEUTRAL	0- 0		0- 2		0- 2	
0- 8	0- 1		0- 1		NON-CONFERENCE	0- 1		0- 5		0- 4	
0- 0	0- 0		0- 0		HOME	0- 0		0- 0		0- 0	
0- 6	0- 1		0- 1		AWAY	0- 1		0- 3		0- 2	
0- 2	0- 0		0- 0		NEUTRAL	0- 0		0- 2		0- 2	
3- 10	0- 0		0- 0		CONFERENCE	0- 0		3- 10		3- 8	
2- 4	0- 0		0- 0		HOME	0- 0		2- 4		2- 3	
1- 6	0- 0		0- 0		AWAY	0- 0		1- 6		1- 5	
0- 0	0- 0		0- 0		NEUTRAL	0- 0		0- 0		0- 0	

RPI 1-25				RPI 26-50				RPI 51-100				RPI 101+ Team's RPI: 340			
RPI	S	Opponent	Score	RPI	S	Opponent	Score	RPI	S	Opponent	Score	RPI	S	Opponent	Score
21	A	Iowa	45 85	39	A	Dayton	43 81	66	A	Nebraska	52 73	170	A	Tulsa	37 87
												181	A	Southern U.	46 59
												181	H	Southern U.	52 71
												219	N	Oakland	37 69
												227	A	Texas Tech	47 74
												232	A	Texas Southern	52 58
												235	H	Grambling	57 66
												238	A	Austin Peay	61 97
												260	N	Towson	44 70
												263	A	Prairie View	52 64
												300	A	Alabama St.	54 63
												300	H	Alabama St.	55 53
												302	A	Alcorn	58 76
												302	H	Alcorn	77 80
												309	H	Jackson St.	54 60
												315	A	Alabama A&M	49 52
												315	H	Alabama A&M	57 48
												337	A	Mississippi Val.	64 59

LAST 12 Division I GAMES:															
302	A	Alcorn	58 76	232	A	Texas Southern	52 58								
181	A	Southern U.	46 59	263	A	Prairie View	52 64								
300	H	Alabama St.	55 53	302	H	Alcorn	77 80								
315	H	Alabama A&M	57 48	181	H	Southern U.	52 71								
309	H	Jackson St.	54 60	300	A	Alabama St.	54 63								
235	H	Grambling	57 66	315	A	Alabama A&M	49 52								

Non-Div I Games: Tougalo 71 51 Philander Smith 81 73

Ark. -Pine Bluff

Loss,
Non-Conf,
S Site,
H Home
A Away
N Neutral

Average RPI	Win:	186	WON-LOST	WINNING	LAST 10	STRENGTH OF	OPP. STRENGTH	TEAM	ADJ.	CONF.	ADJ CONF.
Average RPI	Loss:	64	RECORD	PCT. RANK	GAMES	SCHEDULE	OF SCHEDULE	RPI	RPI	RPI	RPI
DIV. I ONLY		12- 13	188	2- 8	38	76	98	98	2	2	
DIV. I NON-CONF.		9- 4	82	0- 0	161	190	77	77	2	2	

TOTALS	RPI 1-25		RPI 26-50		W-L RECORDS		RPI 51-100		RPI 101-999		RPI 201+
12- 13	0- 6		0- 1		OVERALL		2- 3		10- 3		4- 0
8- 5	0- 2		0- 0		HOME		0- 2		8- 1		3- 0
3- 8	0- 4		0- 1		AWAY		2- 1		1- 2		0- 0
1- 0	0- 0		0- 0		NEUTRAL		0- 0		1- 0		1- 0
9- 4	0- 0		0- 1		NON-CONFERENCE		0- 1		9- 2		4- 0
7- 0	0- 0		0- 0		HOME		0- 0		7- 0		3- 0
1- 4	0- 0		0- 1		AWAY		0- 1		1- 2		0- 0
1- 0	0- 0		0- 0		NEUTRAL		0- 0		1- 0		1- 0
3- 9	0- 6		0- 0		CONFERENCE		2- 2		1- 1		0- 0
1- 5	0- 2		0- 0		HOME		0- 2		1- 1		0- 0
2- 4	0- 4		0- 0		AWAY		2- 0		0- 0		0- 0
0- 0	0- 0		0- 0		NEUTRAL		0- 0		0- 0		0- 0

RPI	S	Opponent	Score	RPI	S	Opponent	Score	RPI	S	Opponent	Score	RPI	S	Opponent	Score
3	A	Mississippi St.	69 111	33	A	Arizona St.	43 89	66	A	Nebraska	69 80	131	H	Ole Miss	73 72
7	H	Tennessee	85 90					94	A	Alabama	74 66	136	A	UTEP	61 64
15	A	Missouri	54 88					94	H	Alabama	76 83	161	H	Samford	84 63
15	H	Missouri	58 84					96	A	Auburn	68 58	163	H	Florida	51 65
18	A	South Carolina	42 90					97	H	Kentucky	65 76	165	A	Kansas	60 71
22	A	Georgia	65 78									170	H	Tulsa	67 41
												177	H	UT Arlington	91 57
												186	H	Charlotte	73 72
												190	A	Oral Roberts	77 66
												217	H	Abilene Christian	79 65
												235	H	Grambling	79 62
												241	N	New Mexico St.	69 60
												331	H	Sam Houston St.	65 54

Team's RPI: 98															
LAST 12 Division I GAMES:															
15	H	Missouri	58 84	163	H	Florida	51 65	96	A	Auburn	68 58	22	A	Georgia	65 78
7	H	Tennessee	85 90	96	A	Alabama	74 66	94	H	Alabama	76 83	3	A	Mississippi St.	69 111
94	A	Alabama	74 66	22	A	Georgia	65 78	131	H	Ole Miss	73 72				
97	H	Kentucky	65 76												
18	A	South Carolina	42 90												
15	A	Missouri	54 88												

Non-Div I Games:

Arkansas

Average RPI Win:	251	WON-LOST	WINNING	LAST 10	STRENGTH OF	OPP. STRENGTH	TEAM	ADJ.	CONF.	ADJ CONF.
Average RPI Loss:	136	RECORD	PCT. RANK	GAMES	SCHEDULE	OF SCHEDULE	RPI	RPI	RPI	RPI
DIV. I ONLY	13- 11	151	6- 4	272	175	187	187	23	23	
DIV. I NON-CONF.	5- 6	187	0- 0	160	77	162	162	23	23	

TOTALS	RPI 1-25	RPI 26-50	W-L RECORDS	RPI 51-100	RPI 101-999	RPI 201+				
13- 11	0- 0	0- 1	OVERALL	0- 2	13- 8	8- 1				
8- 3	0- 0	0- 0	HOME	0- 1	8- 2	5- 0				
5- 8	0- 0	0- 1	AWAY	0- 1	5- 6	3- 1				
0- 0	0- 0	0- 0	NEUTRAL	0- 0	0- 0	0- 0				
5- 6	0- 0	0- 1	NON-CONFERENCE	0- 2	5- 3	2- 0				
4- 1	0- 0	0- 0	HOME	0- 1	4- 0	2- 0				
1- 5	0- 0	0- 1	AWAY	0- 1	1- 3	0- 0				
0- 0	0- 0	0- 0	NEUTRAL	0- 0	0- 0	0- 0				
8- 5	0- 0	0- 0	CONFERENCE	0- 0	8- 5	6- 1				
4- 2	0- 0	0- 0	HOME	0- 0	4- 2	3- 0				
4- 3	0- 0	0- 0	AWAY	0- 0	4- 3	3- 1				
0- 0	0- 0	0- 0	NEUTRAL	0- 0	0- 0	0- 0				

RPI	S	Opponent	Score	RPI	S	Opponent	Score	RPI	S	Opponent	Score	RPI	S	Opponent	Score	Team's RPI: 187
27	A	South Fla.	55 98	65	A	Indiana	51 93	72	H	Belmont	52 83	114	A	Little Rock	43 53	
												121	A	South Ala.	75 60	
												131	A	Ole Miss	48 74	
												136	H	UTEP	76 73	
												152	H	Texas St.	55 67	
												158	H	Louisiana	75 77	
												163	A	Florida	70 69	
												166	A	Troy	78 95	
												167	A	Pittsburgh	47 87	
												170	A	Tulsa	58 68	
												177	H	UT Arlington	85 80	
												196	H	UT Martin	84 73	
												235	H	Grambling	76 56	
												272	A	Appalachian St.	66 68	
												275	A	Coastal Caro.	70 63	
												321	A	Georgia St.	75 58	
												321	H	Georgia St.	76 63	
												323	A	Ga. Southern	71 62	
												323	H	Ga. Southern	69 48	
												333	H	Tennessee St.	68 62	
												336	H	La.-Monroe	76 62	
LAST 12 Division I GAMES:																
121	A	South Ala.	75 60	114	A	Little Rock	43 53									
166	A	Troy	78 95	177	H	UT Arlington	85 80									
323	H	Ga. Southern	69 48	152	H	Texas St.	55 67									
321	H	Georgia St.	76 63	321	A	Georgia St.	75 58									
272	A	Appalachian St.	66 68	323	A	Ga. Southern	71 62									
275	A	Coastal Caro.	70 63	158	H	Louisiana	75 77									

Non-Div I Games:

Arkansas St.

■ Loss,
 ■ Non-Conf,
 ■ S Site,
 ■ Home
 ■ A Away
 N Neutral

Average RPI Win:	230	WON-LOST	WINNING	LAST 10	STRENGTH OF	OPP. STRENGTH	TEAM	ADJ.	CONF.	ADJ CONF.
Average RPI Loss:	142	RECORD	PCT. RANK	GAMES	SCHEDULE	OF SCHEDULE	RPI	RPI	RPI	RPI
DIV. I ONLY	11- 12	191	4- 6	142	232	176	176	14	14	
DIV. I NON-CONF.	6- 4	122	0- 0	224	312	147	147	18	18	

TOTALS	RPI 1-25	RPI 26-50	W-L RECORDS	RPI 51-100	RPI 101-999	RPI 201+				
11- 12	0- 0	0- 1	OVERALL	0- 4	11- 7	8- 3				
6- 5	0- 0	0- 0	HOME	0- 2	6- 3	4- 1				
5- 7	0- 0	0- 1	AWAY	0- 2	5- 4	4- 2				
0- 0	0- 0	0- 0	NEUTRAL	0- 0	0- 0	0- 0				
6- 4	0- 0	0- 1	NON-CONFERENCE	0- 0	6- 3	3- 2				
4- 1	0- 0	0- 0	HOME	0- 0	4- 1	2- 0				
2- 3	0- 0	0- 1	AWAY	0- 0	2- 2	1- 2				
0- 0	0- 0	0- 0	NEUTRAL	0- 0	0- 0	0- 0				
5- 8	0- 0	0- 0	CONFERENCE	0- 4	5- 4	5- 1				
2- 4	0- 0	0- 0	HOME	0- 2	2- 2	2- 1				
3- 4	0- 0	0- 0	AWAY	0- 2	3- 2	3- 0				
0- 0	0- 0	0- 0	NEUTRAL	0- 0	0- 0	0- 0				

RPI 1-25				RPI 26-50				RPI 51-100				RPI 101+ Team's RPI: 176			
RPI	S	Opponent	Score	RPI	S	Opponent	Score	RPI	S	Opponent	Score	RPI	S	Opponent	Score
				32	A	Marquette	53 83					116	H	Dartmouth	71 56
								59	A	American	63 71	117	A	Yale	82 65
								59	H	American	46 64	118	H	Delaware	59 70
								82	A	Navy	44 70	127	A	Bucknell	36 60
								82	H	Navy	46 55	148	H	Binghamton	73 61
												160	A	Lehigh	55 59
												199	H	Boston U.	59 60
												231	A	Loyola Maryland	69 62
												231	H	Loyola Maryland	62 47
												236	A	Lafayette	65 60
												236	H	Lafayette	48 39
												243	H	Holy Cross	62 70
												266	A	St. Francis Brooklyn	52 73
												274	A	Fairleigh Dickinson	56 58
												278	A	Colgate	62 54
												279	H	LIU Brooklyn	71 37
												310	A	Air Force	65 59
												343	H	NJIT	79 49
LAST 12 Division I GAMES:															
				82	H	Navy	46 55	243	H	Holy Cross	62 70				
				236	H	Lafayette	48 39	82	A	Navy	44 70				
				59	A	American	63 71	236	A	Lafayette	65 60				
				231	H	Loyola Maryland	62 47	59	H	American	46 64				
				278	A	Colgate	62 54	127	A	Bucknell	36 60				
				160	A	Lehigh	55 59	231	A	Loyola Maryland	69 62				

Non-Div I Games: St. Joseph's (Brkln)107 46

Army West Point

Average RPI Win: 163

Average RPI Loss: 59

WON-LOST
RECORDWINNING
PCT. RANKLAST 10
GAMESSTRENGTH OF
SCHEDULEOPP. STRENGTH
OF SCHEDULETEAM
RPIADJ.
RPICONF.
RPIADJ CONF.
RPI

DIV. I ONLY	12- 11	162	3- 7	67	39	96	96	2	2
DIV. I NON-CONF.	8- 3	65	0- 0	191	164	87	87	2	2
<hr/>									
TOTALS	RPI 1-25	RPI 26-50	W-L RECORDS	RPI 51-100	RPI 101-999	RPI 201+			
12- 11	1- 6	0- 0	OVERALL	2- 4	9- 1	3- 0			
9- 2	1- 1	0- 0	HOME	1- 1	7- 0	3- 0			
2- 7	0- 5	0- 0	AWAY	1- 2	1- 0	0- 0			
1- 2	0- 0	0- 0	NEUTRAL	0- 1	1- 1	0- 0			
8- 3	0- 0	0- 0	NON-CONFERENCE	1- 2	7- 1	3- 0			
5- 0	0- 0	0- 0	HOME	0- 0	5- 0	3- 0			
2- 1	0- 0	0- 0	AWAY	1- 1	1- 0	0- 0			
1- 2	0- 0	0- 0	NEUTRAL	0- 1	1- 1	0- 0			
4- 8	1- 6	0- 0	CONFERENCE	1- 2	2- 0	0- 0			
4- 2	1- 1	0- 0	HOME	1- 1	2- 0	0- 0			
0- 6	0- 5	0- 0	AWAY	0- 1	0- 0	0- 0			
0- 0	0- 0	0- 0	NEUTRAL	0- 0	0- 0	0- 0			

RPI 1-25				RPI 26-50				RPI 51-100				RPI 101+			
RPI	S	Opponent	Score	RPI	S	Opponent	Score	RPI	S	Opponent	Score	RPI	S	Opponent	Score
7	A	Tennessee	59 70					63	A	Virginia Tech	63 72	130	H	Vanderbilt	63 60
17	A	Texas A&M	59 78					65	A	Indiana	65 53	133	N	Georgetown	60 40
17	H	Texas A&M	73 82					94	H	Alabama	69 60	157	H	Louisiana Tech	75 59
18	A	South Carolina	63 71					97	A	Kentucky	48 65	158	A	Louisiana	70 60
22	A	Georgia	48 60					98	H	Arkansas	58 68	163	H	Florida	84 55
25	A	LSU	56 59					100	N	Chattanooga	41 50	181	H	Southern U.	65 47
25	H	LSU	70 62									184	N	Northwestern	48 49
												216	H	N.C. A&T	63 53
												294	H	Southeastern La.	80 46
												336	H	La.-Monroe	67 41
<hr/>															
LAST 12 Division I GAMES:															
130	H	Vanderbilt	63 60	25	A	LSU	56 59	98	H	Arkansas	58 68				
25	H	LSU	70 62	18	A	South Carolina	63 71	17	H	Texas A&M	73 82				
17	A	Texas A&M	59 78	7	A	Tennessee	59 70								
97	A	Kentucky	48 65	163	H	Florida	84 55								
94	H	Alabama	69 60												
22	A	Georgia	48 60												

Non-Div I Games: Xavier (LA) 70 44

Auburn

Loss,
Non-Conf,
S Site,
H Home
A Away
N Neutral

Average RPI Win:	290	WON-LOST	WINNING	LAST 10	STRENGTH OF	OPP. STRENGTH	TEAM	ADJ.	CONF.	ADJ CONF.
Average RPI Loss:	172	RECORD	PCT. RANK	GAMES	SCHEDULE	OF SCHEDULE	RPI	RPI	RPI	RPI
DIV. I ONLY	12- 11	162	4- 6	332	302	238	238	25	25	
DIV. I NON-CONF.	5- 4	146	0- 0	323	308	213	213	27	27	

TOTALS	RPI 1-25	RPI 26-50	W-L RECORDS	RPI 51-100	RPI 101-999	RPI 201+				
12- 11	0- 0	0- 1	OVERALL	0- 1	12- 9	11- 5				
6- 3	0- 0	0- 0	HOME	0- 0	6- 3	5- 1				
6- 8	0- 0	0- 0	AWAY	0- 1	6- 1	6- 1				
0- 0	0- 0	0- 0	NEUTRAL	0- 0	0- 0	0- 0				
5- 4	0- 0	0- 1	NON-CONFERENCE	0- 0	5- 3	5- 1				
2- 1	0- 0	0- 0	HOME	0- 0	2- 1	2- 0				
3- 3	0- 0	0- 1	AWAY	0- 0	3- 2	3- 1				
0- 0	0- 0	0- 0	NEUTRAL	0- 0	0- 0	0- 0				
7- 7	0- 0	0- 0	CONFERENCE	0- 1	7- 6	6- 4				
4- 2	0- 0	0- 0	HOME	0- 0	4- 2	3- 1				
3- 5	0- 0	0- 0	AWAY	0- 1	3- 4	3- 3				
0- 0	0- 0	0- 0	NEUTRAL	0- 0	0- 0	0- 0				

RPI 1-25				RPI 26-50				RPI 51-100				RPI 101+				Team's RPI: 238
RPI	S	Opponent	Score	RPI	S	Opponent	Score	RPI	S	Opponent	Score	RPI	S	Opponent	Score	
				42	A	Ball St.	57 89	72	A	Belmont	75 78	105	H	Western Ill.	68 81	
												107	A	Butler	54 75	
												139	H	SIUE	38 61	
												196	A	UT Martin	66 100	
												196	H	UT Martin	69 62	
												210	A	Jacksonville St.	47 65	
												214	A	Illinois	47 59	
												215	H	Morehead St.	59 66	
												225	A	Southeast Mo. St.	61 50	
												225	H	Southeast Mo. St.	66 65	
												244	A	Northern Ky.	53 52	
												262	A	Lipscomb	71 63	
												295	A	Murray St.	65 91	
												299	A	Tennessee Tech	59 63	
												304	H	Eastern Ky.	59 45	
												315	A	Alabama A&M	55 52	
												333	A	Tennessee St.	75 59	
												340	H	Ark. -Pine Bluff	97 61	
												346	A	Eastern Ill.	75 66	
												346	H	Eastern Ill.	69 59	
												348	H	Evansville	82 73	

LAST 12 Division I GAMES:																
				346	A	Eastern Ill.	75 66	72	A	Belmont	75 78					
				295	A	Murray St.	65 91	333	A	Tennessee St.	75 59					
				225	A	Southeast Mo. St.	61 50	210	A	Jacksonville St.	47 65					
				196	A	UT Martin	66 100	299	A	Tennessee Tech	59 63					
				215	H	Morehead St.	59 66	225	H	Southeast Mo. St.	66 65					
				304	H	Eastern Ky.	59 45	196	H	UT Martin	69 62					

Non-Div I Games: Christian Bros. 73 50 Trevecca Nazarene 80 72

Austin Peay

■ Loss,
 ■ Non-Conf,
 ■ S Site,
 ■ Home
 ■ A Away
 N Neutral

Average RPI Win:	166	WON-LOST	WINNING	LAST 10	STRENGTH OF	OPP. STRENGTH	TEAM	ADJ.	CONF.	ADJ CONF.
Average RPI Loss:	48	RECORD	PCT. RANK	GAMES	SCHEDULE	OF SCHEDULE	RPI	RPI	RPI	RPI
DIV. I ONLY	19- 4	22	7- 3	124	88	42	42	8	8	
DIV. I NON-CONF.	10- 0	1	0- 0	178	112	22	22	8	8	

TOTALS	RPI 1-25	RPI 26-50	W-L RECORDS	RPI 51-100	RPI 101-999	RPI 201+				
19- 4	0- 1	1- 1	OVERALL	2- 2	16- 0	9- 0				
11- 2	0- 1	1- 1	HOME	1- 0	9- 0	6- 0				
8- 2	0- 0	0- 0	AWAY	1- 2	7- 0	3- 0				
0- 0	0- 0	0- 0	NEUTRAL	0- 0	0- 0	0- 0				
10- 0	0- 0	1- 0	NON-CONFERENCE	1- 0	8- 0	4- 0				
6- 0	0- 0	1- 0	HOME	0- 0	5- 0	3- 0				
4- 0	0- 0	0- 0	AWAY	1- 0	3- 0	1- 0				
0- 0	0- 0	0- 0	NEUTRAL	0- 0	0- 0	0- 0				
9- 4	0- 1	0- 1	CONFERENCE	1- 2	8- 0	5- 0				
5- 2	0- 1	0- 1	HOME	1- 0	4- 0	3- 0				
4- 2	0- 0	0- 0	AWAY	0- 2	4- 0	2- 0				
0- 0	0- 0	0- 0	NEUTRAL	0- 0	0- 0	0- 0				

RPI 1-25				RPI 26-50				Team's RPI: 42				RPI 51-100				RPI 101+			
RPI	S	Opponent	Score	RPI	S	Opponent	Score	RPI	S	Opponent	Score	RPI	S	Opponent	Score	RPI	S	Opponent	Score
20	H	Buffalo	80 84	29	H	Central Mich.	65 69	52	A	Purdue	66 60	107	H	Butler	87 75				
				48	H	Western Ky.	93 81	64	A	Toledo	66 72	108	H	Missouri St.	70 58				
								77	A	Ohio	76 80	109	A	Western Mich.	81 71				
								91	H	Miami (OH)	86 61	124	H	Northern Ill.	81 72				
												128	A	Cleveland St.	76 64				
												130	A	Vanderbilt	88 79				
												149	A	Kent St.	79 58				
												205	A	Bowling Green	84 73				
												205	H	Bowling Green	82 41				
												211	A	Akron	74 61				
												211	H	Akron	97 65				
												223	H	Eastern Mich.	91 85				
												225	H	Southeast Mo. St.	69 56				
												238	H	Austin Peay	89 57				
												262	H	Lipscomb	84 46				
												333	A	Tennessee St.	85 65				
LAST 12 Division I GAMES:																			
109	A	Western Mich.	81 71	149	A	Kent St.	79 58												
223	H	Eastern Mich.	91 85	64	A	Toledo	66 72												
77	A	Ohio	76 80	20	H	Buffalo	80 84												
211	H	Akron	97 65	211	A	Akron	74 61												
124	H	Northern Ill.	81 72	205	A	Bowling Green	84 73												
205	H	Bowling Green	82 41	91	H	Miami (OH)	86 61												

Non-Div I Games: Oakland City 126 55

Ball St.

Average RPI Win:	120	WON-LOST	WINNING	LAST 10	STRENGTH OF	OPP. STRENGTH	TEAM	ADJ.	CONF.	ADJ CONF.
Average RPI Loss:	10	RECORD	PCT. RANK	GAMES	SCHEDULE	OF SCHEDULE	RPI	RPI	RPI	RPI
DIV. I ONLY	23- 1	3	10- 0	61	15	8	8	4	4	
DIV. I NON-CONF.	10- 1	15	0- 0	82	58	13	13	5	5	

TOTALS	RPI 1-25	RPI 26-50	W-L RECORDS	RPI 51-100	RPI 101-999	RPI 201+				
23- 1	2- 1	3- 0	OVERALL	6- 0	12- 0	5- 0				
14- 0	2- 0	2- 0	HOME	3- 0	7- 0	3- 0				
7- 1	0- 1	1- 0	AWAY	2- 0	4- 0	2- 0				
2- 0	0- 0	0- 0	NEUTRAL	1- 0	1- 0	0- 0				
10- 1	1- 1	0- 0	NON-CONFERENCE	2- 0	7- 0	3- 0				
7- 0	1- 0	0- 0	HOME	1- 0	5- 0	2- 0				
1- 1	0- 1	0- 0	AWAY	0- 0	1- 0	1- 0				
2- 0	0- 0	0- 0	NEUTRAL	1- 0	1- 0	0- 0				
13- 0	1- 0	3- 0	CONFERENCE	4- 0	5- 0	2- 0				
7- 0	1- 0	2- 0	HOME	2- 0	2- 0	1- 0				
6- 0	0- 0	1- 0	AWAY	2- 0	3- 0	1- 0				
0- 0	0- 0	0- 0	NEUTRAL	0- 0	0- 0	0- 0				

RPI 1-25	Team's RPI: 8	RPI 26-50	RPI 51-100	RPI 101+
RPI S Opponent Score	RPI S Opponent Score	RPI S Opponent Score	RPI S Opponent Score	RPI S Opponent Score
9 H Texas 81 56	30 A Okl ahoma 74 52	51 A West Virginia 83 72	108 N Missouri St. 100 58	
10 A UCLA 68 82	30 H Okl ahoma 74 65	58 H TCU 83 63	111 H Lamar Universi ty 121 62	
14 H Stanford 81 57	41 H Okl ahoma St. 77 64	67 N Georgi a Tech 80 57	120 A Iowa St. 79 50	
		84 A Kansas St. 88 58	120 H Iowa St. 89 49	
		84 H Kansas St. 75 50	129 H Central Ark. 86 55	
		97 H Kentucky 90 63	165 A Kansas 83 48	
			169 H North Dakota 105 43	
			227 A Texas Tech 90 44	
			227 H Texas Tech 97 49	
			249 A Ni chol l s St. 85 43	
			259 H McNeese 95 34	
			306 H Coppin St. 100 54	
LAST 12 Division I GAMES:				
58 H TCU 83 63	84 H Kansas St. 75 50			
30 H Okl ahoma 74 65	120 A Iowa St. 79 50			
227 A Texas Tech 90 44	30 A Okl ahoma 74 52			
41 H Okl ahoma St. 77 64	165 A Kansas 83 48			
51 A West Vi rgi nia 83 72	120 H Iowa St. 89 49			
9 H Texas 81 56	227 H Texas Tech 97 49			

Non-Div I Games:

Bayl or

Average RPI Win:	259	WON-LOST	WINNING	LAST 10	STRENGTH OF	OPP. STRENGTH	TEAM	ADJ.	CONF.	ADJ CONF.
Average RPI Loss:	165	RECORD	PCT. RANK	GAMES	SCHEDULE	OF SCHEDULE	RPI	RPI	RPI	RPI
DIV. I ONLY	17- 4	26	10- 0	315	320	123	123	30	30	
DIV. I NON-CONF.	6- 4	122	0- 1	241	291	179	179	30	30	

TOTALS	RPI 1-25	RPI 26-50	W-L RECORDS	RPI 51-100	RPI 101-999	RPI 201+				
17- 4	0- 0	0- 1	OVERALL	0- 1	17- 2	13- 2				
9- 2	0- 0	0- 0	HOME	0- 1	9- 1	8- 1				
6- 2	0- 0	0- 1	AWAY	0- 0	6- 1	5- 1				
2- 0	0- 0	0- 0	NEUTRAL	0- 0	2- 0	0- 0				
6- 4	0- 0	0- 1	NON-CONFERENCE	0- 1	6- 2	3- 2				
3- 2	0- 0	0- 0	HOME	0- 1	3- 1	2- 1				
1- 2	0- 0	0- 1	AWAY	0- 0	1- 1	1- 1				
2- 0	0- 0	0- 0	NEUTRAL	0- 0	2- 0	0- 0				
11- 0	0- 0	0- 0	CONFERENCE	0- 0	11- 0	10- 0				
6- 0	0- 0	0- 0	HOME	0- 0	6- 0	6- 0				
5- 0	0- 0	0- 0	AWAY	0- 0	5- 0	4- 0				
0- 0	0- 0	0- 0	NEUTRAL	0- 0	0- 0	0- 0				

RPI	S	Opponent	Score	RPI	S	Opponent	Score	RPI	S	Opponent	Score	RPI	S	Opponent	Score
47	A	Miami (FL)	39 85	89	H	Jacksonville	58 68	152	N	Texas St.	62 56	181	H	Southern U.	68 56
								197	A	Hampton	61 56	200	N	Richmond	63 50
								204	A	Norfolk St.	58 51	204	H	Norfolk St.	60 45
								229	A	North Florida	63 70	248	A	Howard	59 55
								263	H	Prairie View	77 52	265	H	Grand Canyon	69 60
								280	A	UMES	55 48	280	H	UMES	73 61
								294	H	Southeastern La.	58 60	303	A	FIU	77 59
								306	H	Coppin St.	64 38	316	H	South Carolina St.	68 50
								330	A	Delaware St.	68 60	335	H	N.C. Central	57 47
								344	H	Florida A&M	44 42				
LAST 12 Division I GAMES:															
335	H	N.C. Central	57 47	330	A	Delaware St.	68 60								
280	H	UMES	73 61	344	H	Florida A&M	44 42								
204	H	Norfolk St.	60 45	280	A	UMES	55 48								
306	H	Coppin St.	64 38	248	A	Howard	59 55								
197	A	Hampton	61 56	316	H	South Carolina St.	68 50								
204	A	Norfolk St.	58 51	47	A	Miami (FL)	39 85								

Non-Div I Games: Edward Waters 101 60 Palm Beach Atl. 61 48

Bethune-Cookman

Average RPI Win: 242	WON-LOST RECORD	WINNING PCT. RANK	LAST 10 GAMES	STRENGTH OF SCHEDULE	OPP. STRENGTH OF SCHEDULE	TEAM RPI	ADJ. RPI	CONF. RPI	ADJ CONF. RPI
Average RPI Loss: 141									
DIV. I ONLY	16- 8	78	7- 3	284	239	148	148	20	20
DIV. I NON-CONF.	8- 4	87	0- 0	304	259	154	154	24	24

TOTALS	RPI 1-25	RPI 26-50	W-L RECORDS	RPI 51-100	RPI 101-999	RPI 201+			
16- 8	0- 0	0- 0	OVERALL	2- 2	14- 6	10- 0			
5- 4	0- 0	0- 0	HOME	1- 1	4- 3	2- 0			
10- 3	0- 0	0- 0	AWAY	1- 1	9- 2	7- 0			
1- 1	0- 0	0- 0	NEUTRAL	0- 0	1- 1	1- 0			
8- 4	0- 0	0- 0	NON-CONFERENCE	1- 0	7- 4	6- 0			
3- 1	0- 0	0- 0	HOME	1- 0	2- 1	1- 0			
4- 2	0- 0	0- 0	AWAY	0- 0	4- 2	4- 0			
1- 1	0- 0	0- 0	NEUTRAL	0- 0	1- 1	1- 0			
8- 4	0- 0	0- 0	CONFERENCE	1- 2	7- 2	4- 0			
2- 3	0- 0	0- 0	HOME	0- 1	2- 2	1- 0			
6- 1	0- 0	0- 0	AWAY	1- 1	5- 0	3- 0			
0- 0	0- 0	0- 0	NEUTRAL	0- 0	0- 0	0- 0			

RPI 1-25				RPI 26-50				RPI 51-100				RPI 101+ Team's RPI: 148			
RPI	S	Opponent	Score	RPI	S	Opponent	Score	RPI	S	Opponent	Score	RPI	S	Opponent	Score
								74	H	Penn	77 72	116	H	Dartmouth	80 64
								79	A	Albany (NY)	46 63	117	H	Yale	69 73
								80	A	Maine	66 62	127	A	Bucknell	59 64
								80	H	Maine	38 61	154	H	Hartford	64 59
												170	N	Tulsa	55 60
												176	A	Army West Point	61 73
												183	A	New Hampshire	54 52
												183	H	New Hampshire	61 63
												198	A	Stony Brook	69 64
												198	H	Stony Brook	59 67
												267	A	Cornell	66 58
												273	A	Rider	76 54
												280	N	UMES	68 51
												290	A	Vermont	62 48
												292	A	Bryant	55 47
												324	A	Southern Utah	72 66
												329	A	UMBC	68 53
												329	H	UMBC	81 51
												343	H	NJIT	67 36
												347	A	UMass Lowell	76 46

								LAST 12 Division I GAMES:							
								329	A	UMBC	68 53	347	A	UMass Lowell	76 46
								198	A	Stony Brook	69 64	198	H	Stony Brook	59 67
								80	H	Maine	38 61	79	A	Albany (NY)	46 63
								290	A	Vermont	62 48	154	H	Hartford	64 59
								183	A	New Hampshire	54 52	183	H	New Hampshire	61 63
								329	H	UMBC	81 51	80	A	Maine	66 62

Non-Div I Games: SUNY Cortland 90 36

Binghamton

Average RPI Win:	201	WON-LOST	WINNING	LAST 10	STRENGTH OF	OPP. STRENGTH	TEAM	ADJ.	CONF.	ADJ CONF.
Average RPI Loss:	149	RECORD	PCT. RANK	GAMES	SCHEDULE	OF SCHEDULE	RPI	RPI	RPI	RPI
DIV. I ONLY	13- 9	122	7- 3	241	119	175	175	16	16	
DIV. I NON-CONF.	4- 5	202	0- 0	293	131	263	263	14	14	

TOTALS	RPI 1-25	RPI 26-50	W-L RECORDS	RPI 51-100	RPI 101-999	RPI 201+				
13- 9	0- 0	0- 0	OVERALL	2- 5	11- 4	6- 3				
7- 5	0- 0	0- 0	HOME	2- 3	5- 2	2- 1				
6- 2	0- 0	0- 0	AWAY	0- 2	6- 0	4- 0				
0- 2	0- 0	0- 0	NEUTRAL	0- 0	0- 2	0- 2				
4- 5	0- 0	0- 0	NON-CONFERENCE	0- 2	4- 3	1- 3				
2- 3	0- 0	0- 0	HOME	0- 2	2- 1	0- 1				
2- 0	0- 0	0- 0	AWAY	0- 0	2- 0	1- 0				
0- 2	0- 0	0- 0	NEUTRAL	0- 0	0- 2	0- 2				
9- 4	0- 0	0- 0	CONFERENCE	2- 3	7- 1	5- 0				
5- 2	0- 0	0- 0	HOME	2- 1	3- 1	2- 0				
4- 2	0- 0	0- 0	AWAY	0- 2	4- 0	3- 0				
0- 0	0- 0	0- 0	NEUTRAL	0- 0	0- 0	0- 0				

RPI 1-25				RPI 26-50				RPI 51-100				RPI 101+				Team's RPI: 175
RPI	S	Opponent	Score	RPI	S	Opponent	Score	RPI	S	Opponent	Score	RPI	S	Opponent	Score	
								71	H	Wyoming	51 66	112	H	Saint Francis (PA)	87 59	
								76	H	Saint Mary's (CA)	72 74	115	A	Colorado St.	62 58	
								86	A	New Mexico	83 100	145	H	Fresno St.	75 66	
								86	H	New Mexico	91 85	174	H	Washington	85 62	
								88	H	Washington St.	53 61	182	A	Eastern Wash.	61 57	
								90	A	UNLV	54 77	189	H	Nevada	68 72	
								90	H	UNLV	69 60	202	N	San Diego	52 72	
												224	H	CSU Bakersfield	59 65	
												250	A	San Jose St.	112 80	
												251	A	San Diego St.	86 70	
												297	A	Utah St.	64 42	
												297	H	Utah St.	68 60	
												308	A	Portland	73 47	
												310	H	Air Force	49 46	
												319	N	Northern Ari z.	60 62	

LAST 12 Division I GAMES:																
				297	H	Utah St.	68 60	297	A	Utah St.	64 42					
				86	H	New Mexico	91 85	251	A	San Diego St.	86 70					
				90	A	UNLV	54 77	145	H	Fresno St.	75 66					
				310	H	Air Force	49 46	71	H	Wyoming	51 66					
				250	A	San Jose St.	112 80	86	A	New Mexico	83 100					
				189	H	Nevada	68 72	90	H	UNLV	69 60					

Non-Div I Games: Corban 94 50 Northwest Chrst. 83 51

Boi se St.

Average RPI Win:	160	WON-LOST	WINNING	LAST 10	STRENGTH OF	OPP. STRENGTH	TEAM	ADJ.	CONF.	ADJ CONF.
Average RPI Loss:	96	RECORD	PCT. RANK	GAMES	SCHEDULE	OF SCHEDULE	RPI	RPI	RPI	RPI
DIV. I ONLY	7- 18	287	1- 9	56	57	208	208	1	1	
DIV. I NON-CONF.	5- 8	220	0- 0	138	191	219	219	1	1	

TOTALS	RPI 1-25	RPI 26-50	W-L RECORDS	RPI 51-100	RPI 101-999	RPI 201+				
7- 18	0- 3	0- 4	OVERALL	2- 3	5- 8	2- 2				
6- 7	0- 0	0- 3	HOME	2- 1	4- 3	1- 1				
1- 11	0- 3	0- 1	AWAY	0- 2	1- 4	1- 0				
0- 0	0- 0	0- 0	NEUTRAL	0- 0	0- 0	0- 0				
5- 8	0- 0	0- 1	NON-CONFERENCE	2- 1	3- 6	2- 2				
4- 3	0- 0	0- 0	HOME	2- 1	2- 2	1- 1				
1- 5	0- 0	0- 1	AWAY	0- 0	1- 4	1- 1				
0- 0	0- 0	0- 0	NEUTRAL	0- 0	0- 0	0- 0				
2- 10	0- 3	0- 3	CONFERENCE	0- 2	2- 2	0- 0				
2- 4	0- 0	0- 3	HOME	0- 0	2- 1	0- 0				
0- 6	0- 3	0- 0	AWAY	0- 2	0- 1	0- 0				
0- 0	0- 0	0- 0	NEUTRAL	0- 0	0- 0	0- 0				

RPI 1-25				RPI 26-50				RPI 51-100				RPI 101+				Team's RPI: 208
RPI	S	Opponent	Score	RPI	S	Opponent	Score	RPI	S	Opponent	Score	RPI	S	Opponent	Score	
2	A	Notre Dame	60 89	28	H	Virginia	57 68	61	H	Houston	79 74	101	H	Seton Hall	53 73	
16	A	Duke	50 75	36	H	Syracuse	57 75	63	A	Virginia Tech	58 89	104	H	North Carolina	77 64	
19	A	NC State	54 72	44	A	Minnesota	68 78	67	A	Georgia Tech	43 67	106	H	Wake Forest	59 67	
				47	H	Miami (FL)	43 65	70	H	Fordham	55 52	116	A	Dartmouth	57 68	
								80	H	Maine	40 61	140	A	Clemson	61 65	
												167	H	Pittsburgh	72 61	
												183	H	New Hampshire	64 55	
												192	A	Providence	55 63	
												199	A	Boston U.	57 61	
												209	A	Columbia	60 68	
												243	A	Holy Cross	70 61	
												258	H	Fairfield	58 66	
												292	H	Bryant	65 42	

LAST 12 Division I GAMES:																
167	H	Pittsburgh	72 61	47	H	Miami (FL)	43 65	140	A	Clemson	61 65					
67	A	Georgia Tech	43 67	2	A	Notre Dame	60 89	28	H	Virginia	57 68					
19	A	NC State	54 72	104	H	North Carolina	77 64	63	A	Virginia Tech	58 89					
106	H	Wake Forest	59 67	63	A	Georgia Tech	43 67									
36	H	Syracuse	57 75													
16	A	Duke	50 75													

Non-Div I Games:

Boston College

Average RPI Win:	225	WON-LOST	WINNING	LAST 10	STRENGTH OF	OPP. STRENGTH	TEAM	ADJ.	CONF.	ADJ CONF.
Average RPI Loss:	138	RECORD	PCT. RANK	GAMES	SCHEDULE	OF SCHEDULE	RPI	RPI	RPI	RPI
DIV. I ONLY	10- 13	210	3- 7	165	191	199	199	14	14	
DIV. I NON-CONF.	5- 5	170	0- 0	141	197	138	138	18	18	

TOTALS	RPI 1-25	RPI 26-50	W-L RECORDS	RPI 51-100	RPI 101-999	RPI 201+				
10- 13	0- 0	0- 1	OVERALL	0- 3	10- 9	7- 2				
4- 7	0- 0	0- 1	HOME	0- 1	4- 5	3- 2				
6- 6	0- 0	0- 0	AWAY	0- 2	6- 4	4- 0				
0- 0	0- 0	0- 0	NEUTRAL	0- 0	0- 0	0- 0				
5- 5	0- 0	0- 1	NON-CONFERENCE	0- 1	5- 3	3- 0				
2- 2	0- 0	0- 1	HOME	0- 0	2- 1	1- 0				
3- 3	0- 0	0- 0	AWAY	0- 1	3- 2	2- 0				
0- 0	0- 0	0- 0	NEUTRAL	0- 0	0- 0	0- 0				
5- 8	0- 0	0- 0	CONFERENCE	0- 2	5- 6	4- 2				
2- 5	0- 0	0- 0	HOME	0- 1	2- 4	2- 2				
3- 3	0- 0	0- 0	AWAY	0- 1	3- 2	2- 0				
0- 0	0- 0	0- 0	NEUTRAL	0- 0	0- 0	0- 0				

RPI 1-25				RPI 26-50				RPI 51-100				RPI 101+				Team's RPI: 199			
RPI	S	Opponent	Score	RPI	S	Opponent	Score	RPI	S	Opponent	Score	RPI	S	Opponent	Score				
				40	H	UCF	32 47					59	A	American	50 66	118	A	Delaware	85 79
												78	A	Harvard	70 80	125	A	Brown	68 92
												82	H	Navy	59 64	127	A	Bucknell I	57 67
																127	H	Bucknell I	58 63
																137	H	Northeastern	74 73
																160	A	Lehigh	58 74
																160	H	Lehigh	56 65
																168	H	Marist	52 80
																176	A	Army West Point	60 59
																183	A	New Hampshire	57 72
																208	H	Boston College	61 57
																231	H	Loyola Maryland	75 56
																236	H	Lafayette	45 47
																243	A	Holy Cross	64 58
																243	H	Holy Cross	57 60
																278	A	Colgate	62 49
																278	H	Colgate	66 64
																290	A	Vermont	57 41
																292	A	Bryant	78 61
LAST 12 Division I GAMES:																			
				243	A	Holy Cross	64 58					59	A	American	50 66				
				278	H	Colgate	66 64					243	H	Holy Cross	57 60				
				160	H	Lehigh	56 65					278	A	Colgate	62 49				
				127	A	Bucknell I	57 67					160	A	Lehigh	58 74				
				236	H	Lafayette	45 47					231	H	Loyola Maryland	75 56				
				82	H	Navy	59 64					127	H	Bucknell I	58 63				

Non-Div I Games:

Boston U.

Average RPI Win: 226		WON-LOST RECORD	WINNING PCT. RANK	LAST 10 GAMES	STRENGTH OF SCHEDULE	OPP. STRENGTH OF SCHEDULE	TEAM RPI	ADJ. RPI	CONF. RPI	ADJ. CONF. RPI
Average RPI Loss: 109										
DIV. I ONLY		9- 14	236	2- 8	123	127	205	205	8	8
DIV. I NON-CONF.		7- 3	74	0- 0	228	317	114	114	8	8
TOTALS		RPI 1-25	RPI 26-50	W-L RECORDS		RPI 51-100	RPI 101-999	RPI 201+		
9- 14	0- 0		0- 4	OVERALL		0- 3	9- 7	7- 2		
4- 7	0- 0		0- 1	HOME		0- 3	4- 3	3- 2		
3- 7	0- 0		0- 3	AWAY		0- 0	3- 4	2- 0		
2- 0	0- 0		0- 0	NEUTRAL		0- 0	2- 0	2- 0		
7- 3	0- 0		0- 1	NON-CONFERENCE		0- 0	7- 2	6- 1		
3- 1	0- 0		0- 0	HOME		0- 0	3- 1	3- 1		
2- 2	0- 0		0- 1	AWAY		0- 0	2- 1	1- 0		
2- 0	0- 0		0- 0	NEUTRAL		0- 0	2- 0	2- 0		
2- 11	0- 0		0- 3	CONFERENCE		0- 3	2- 5	1- 1		
1- 6	0- 0		0- 1	HOME		0- 3	1- 2	0- 1		
1- 5	0- 0		0- 2	AWAY		0- 0	1- 3	1- 0		
0- 0	0- 0		0- 0	NEUTRAL		0- 0	0- 0	0- 0		

RPI 1-25				RPI 26-50				RPI 51-100				RPI 101+				Team's RPI: 205	
RPI	S	Opponent	Score	RPI	S	Opponent	Score	RPI	S	Opponent	Score	RPI	S	Opponent	Score		
				29	A	Central Mi ch.	54 90	64	H	Toledo	67 77	109	A	Western Mi ch.	58 67		
				38	A	South Dakota St.	44 76	77	H	Ohio	63 70	109	H	Western Mi ch.	67 81		
				42	A	Ball St.	41 82	91	H	Miami (OH)	62 66	124	A	Northern Ill.	68 73		
				42	H	Ball St.	73 84					135	A	Cincinnati	51 75		
												141	A	Robert Morris	64 62		
												149	A	Kent St.	57 81		
												149	H	Kent St.	60 50		
												204	N	Norfolk St.	59 50		
												211	A	Akron	66 64		
												212	N	Fla. Atlantic	66 55		
												213	H	Xavier	63 53		
												223	H	Eastern Mi ch.	52 54		
												281	H	Valparaiso	90 77		
												289	H	Cani si us	57 71		
												304	H	Eastern Ky.	77 60		
												317	A	Detroit Mercy	85 81		
LAST 12 Division I GAMES:																	
				124	A	Northern Ill.	68 73	77	H	Ohio	63 70						
				109	H	Western Mi ch.	67 81	149	H	Kent St.	60 50						
				91	H	Miami (OH)	62 66	211	A	Akron	66 64						
				149	A	Kent St.	57 81	29	A	Central Mi ch.	54 90						
				64	H	Toledo	67 77	42	H	Ball St.	73 84						
				42	A	Ball St.	41 82	223	H	Eastern Mi ch.	52 54						

Non-Div I Games:	Ferris St.	82	73
------------------	------------	----	----

Bowling Green

■ Loss, ■ Non-Conf, S Site, H Home A Away N Neutral

Average RPI Win:	274	WON-LOST	WINNING	LAST 10	STRENGTH OF	OPP. STRENGTH	TEAM	ADJ.	CONF.	ADJ CONF.
Average RPI Loss:	157	RECORD	PCT. RANK	GAMES	SCHEDULE	OF SCHEDULE	RPI	RPI	RPI	RPI
DIV. I ONLY	10- 13	210	2- 8	293	255	247	247	24	24	
DIV. I NON-CONF.	5- 5	170	0- 0	243	264	200	200	22	22	

TOTALS	RPI 1-25	RPI 26-50	W-L RECORDS	RPI 51-100	RPI 101-999	RPI 201+				
10- 13	0- 1	0- 0	OVERALL	0- 1	10- 11	9- 4				
4- 6	0- 0	0- 0	HOME	0- 1	4- 5	3- 1				
5- 7	0- 1	0- 0	AWAY	0- 0	5- 6	5- 3				
1- 0	0- 0	0- 0	NEUTRAL	0- 0	1- 0	1- 0				
5- 5	0- 1	0- 0	NON-CONFERENCE	0- 0	5- 4	4- 2				
3- 1	0- 0	0- 0	HOME	0- 0	3- 1	2- 0				
1- 4	0- 1	0- 0	AWAY	0- 0	1- 3	1- 2				
1- 0	0- 0	0- 0	NEUTRAL	0- 0	1- 0	1- 0				
5- 8	0- 0	0- 0	CONFERENCE	0- 1	5- 7	5- 2				
1- 5	0- 0	0- 0	HOME	0- 1	1- 4	1- 1				
4- 3	0- 0	0- 0	AWAY	0- 0	4- 3	4- 1				
0- 0	0- 0	0- 0	NEUTRAL	0- 0	0- 0	0- 0				

RPI	S	Opponent	Score	RPI	S	Opponent	Score	RPI	S	Opponent	Score	RPI	S	Opponent	Score	Team's RPI: 247
12	A	Green Bay	40 72					85	H	Drake	75 84	105	H	Western Ill.	87 80	
												108	A	Missouri St.	54 74	
												108	H	Missouri St.	65 71	
												124	A	Northern Ill.	52 76	
												128	H	Cleveland St.	65 67	
												144	H	UNI	40 51	
												164	A	Southern Ill.	53 62	
												164	H	Southern Ill.	62 63	
												214	A	Illinois	62 74	
												225	A	Southeast Mo. St.	53 57	
												239	H	Omaha	69 56	
												249	N	Nicholls St.	75 65	
												255	A	Illinois St.	62 42	
												264	A	Indiana St.	50 65	
												281	A	Valparaiso	88 69	
												281	H	Valparaiso	69 58	
												307	A	Loyola Chicago	59 57	
												307	H	Loyola Chicago	61 71	
												327	H	Ill.-Chicago	58 48	
												346	A	Eastern Ill.	67 52	
												348	A	Evansville	117 59	

LAST 12 Division I GAMES:																
164	A	Southern Ill.	53 62	348	A	Evansville	117 59									
108	A	Missouri St.	54 74	264	A	Indiana St.	50 65									
307	H	Loyola Chicago	61 71	108	H	Missouri St.	65 71									
281	H	Valparaiso	69 58	164	H	Southern Ill.	62 63									
85	H	Drake	75 84	281	A	Valparaiso	88 69									
144	H	UNI	40 51	307	A	Loyola Chicago	59 57									

Non-Div I Games: Lincoln (MO) 88 44

Bradley

Average RPI	Win:	232	WON-LOST	WINNING	LAST 10	STRENGTH OF	OPP. STRENGTH	TEAM	ADJ.	CONF.	ADJ CONF.
Average RPI	Loss:	103	RECORD	PCT. RANK	GAMES	SCHEDULE	OF SCHEDULE	RPI	RPI	RPI	RPI
DIV. I ONLY		13- 7		92	3- 6	245	142	125	125	9	9
DIV. I NON-CONF.		11- 1		13	3- 0	324	224	97	97	9	9

TOTALS	RPI 1-25		RPI 26-50		W-L RECORDS	RPI 51-100		RPI 101-999		RPI 201+	
13- 7	0- 0		0- 2		OVERALL	0- 2		13- 3		8- 1	
5- 3	0- 0		0- 2		HOME	0- 1		5- 0		3- 0	
6- 4	0- 0		0- 0		AWAY	0- 1		6- 3		4- 1	
2- 0	0- 0		0- 0		NEUTRAL	0- 0		2- 0		1- 0	
11- 1	0- 0		0- 1		NON-CONFERENCE	0- 0		11- 0		7- 0	
4- 1	0- 0		0- 1		HOME	0- 0		4- 0		3- 0	
5- 0	0- 0		0- 0		AWAY	0- 0		5- 0		3- 0	
2- 0	0- 0		0- 0		NEUTRAL	0- 0		2- 0		1- 0	
2- 6	0- 0		0- 1		CONFERENCE	0- 2		2- 3		1- 1	
1- 2	0- 0		0- 1		HOME	0- 1		1- 0		0- 0	
1- 4	0- 0		0- 0		AWAY	0- 1		1- 3		1- 1	
0- 0	0- 0		0- 0		NEUTRAL	0- 0		0- 0		0- 0	

RPI 1-25				RPI 26-50				RPI 51-100				RPI 101+ Team's RPI: 125			
RPI	S	Opponent	Score	RPI	S	Opponent	Score	RPI	S	Opponent	Score	RPI	S	Opponent	Score
				34	H	Princeton	62 77	74	H	Penn	55 88	116	A	Dartmouth	73 78
				35	H	Cal i forni a	79 89	78	A	Harvard	85 87	117	A	Yale	63 77
												117	H	Yale	81 71
												171	A	Paci fic	74 57
												192	A	Provi dence	64 59
												197	N	Hampton	73 66
												199	H	Boston U.	92 68
												209	A	Col umbi a	84 80
												243	H	Holy Cross	82 78
												248	A	Howard	85 81
												267	A	Cornel I	68 70
												278	A	Col gate	83 73
												287	H	Sacred Heart	102 77
												291	A	Central Conn. St.	78 55
												292	H	Bryant	85 62
												292	N	Bryant	72 60
LAST 12 Di vi si on I GAMES:															
				209	A	Col umbi a	84 80	117	H	Yale	81 71				
				267	A	Cornel I	68 70	117	A	Yale	63 77				
				34	H	Princeton	62 77	248	A	Howard	85 81				
				74	H	Penn	55 88	199	H	Boston U.	92 68				
				78	A	Harvard	85 87	278	A	Col gate	83 73				
				116	A	Dartmouth	73 78	287	H	Sacred Heart	102 77				

Non-Di v I Games: Johnson & Wales (RI) 100 79

Brown

Average RPI Win: 288
Average RPI Loss: 185

Average RPI Win:	288	WON-LOST	WINNING	LAST 10	STRENGTH OF	OPP. STRENGTH	TEAM	ADJ.	CONF.	ADJ CONF.
Average RPI Loss:	185	RECORD	PCT. RANK	GAMES	SCHEDULE	OF SCHEDULE	RPI	RPI	RPI	RPI
DIV. I ONLY		7- 16	274	6- 4	253	318	292	292	29	29
DIV. I NON-CONF.		1- 10	327	0- 0	188	242	315	315	29	29
TOTALS	RPI 1-25		RPI 26-50	W-L RECORDS		RPI 51-100	RPI 101-999		RPI 201+	
7- 16	0- 0		0- 0	OVERALL		0- 2	7- 14		7- 6	
4- 7	0- 0		0- 0	HOME		0- 0	4- 7		4- 3	
2- 8	0- 0		0- 0	AWAY		0- 2	2- 6		2- 3	
1- 1	0- 0		0- 0	NEUTRAL		0- 0	1- 1		1- 0	
1- 10	0- 0		0- 0	NON-CONFERENCE		0- 2	1- 8		1- 2	
0- 4	0- 0		0- 0	HOME		0- 0	0- 4		0- 0	
0- 5	0- 0		0- 0	AWAY		0- 2	0- 3		0- 2	
1- 1	0- 0		0- 0	NEUTRAL		0- 0	1- 1		1- 0	
6- 6	0- 0		0- 0	CONFERENCE		0- 0	6- 6		6- 4	
4- 3	0- 0		0- 0	HOME		0- 0	4- 3		4- 3	
2- 3	0- 0		0- 0	AWAY		0- 0	2- 3		2- 1	
0- 0	0- 0		0- 0	NEUTRAL		0- 0	0- 0		0- 0	

RPI 1-25				RPI 26-50				RPI 51-100				RPI 101+ Team's RPI: 292			
RPI	S	Opponent	Score	RPI	S	Opponent	Score	RPI	S	Opponent	Score	RPI	S	Opponent	Score
								75	A	James Madison	36 67	112	A	Saint Francis (PA)	69 87
								80	A	Maine	68 70	125	A	Brown	62 85
												125	N	Brown	60 72
												141	A	Robert Morris	49 72
												148	H	Binghamton	47 55
												154	H	Hartford	47 59
												183	H	New Hampshire	65 74
												199	H	Boston U.	61 78
												208	A	Boston College	42 65
												243	A	Holy Cross	57 59
												266	H	St. Francis Brooklyn	73 63
												269	H	Mt. St. Mary's	63 68
												274	A	Fairleigh Dickinson	65 48
												274	H	Fairleigh Dickinson	69 77
												279	H	LIU Brooklyn	75 56
												287	A	Sacred Heart	81 73
												287	H	Sacred Heart	60 56
												291	A	Central Conn. St.	59 66
												291	H	Central Conn. St.	66 50
												326	H	Wagner	66 75
												332	N	Rhode Island	58 52
LAST 12 Division I GAMES:															
				291	A	Central Conn. St.	59 66	279	H	LIU Brooklyn	75 56				
				287	H	Sacred Heart	60 56	287	A	Sacred Heart	81 73				
				274	H	Fairleigh Dickinson	69 77	274	A	Fairleigh Dickinson	65 48				
				112	A	Saint Francis (PA)	69 87	291	H	Central Conn. St.	66 50				
				141	A	Robert Morris	49 72	269	H	Mt. St. Mary's	63 68				
				266	H	St. Francis Brooklyn	73 63	326	H	Wagner	66 75				

Non-Div I Games:

Bryant

Loss, Non-Conf, S Site, H Home A Away N Neutral

Average RPI Win:	221	WON-LOST	WINNING	LAST 10	STRENGTH OF	OPP. STRENGTH	TEAM	ADJ.	CONF.	ADJ CONF.
Average RPI Loss:	146	RECORD	PCT. RANK	GAMES	SCHEDULE	OF SCHEDULE	RPI	RPI	RPI	RPI
DIV. I ONLY	16- 8	78	8- 2	245	186	127	127	14	14	
DIV. I NON-CONF.	6- 5	153	0- 0	273	221	193	193	18	18	

TOTALS	RPI 1-25	RPI 26-50	W-L RECORDS	RPI 51-100	RPI 101-999	RPI 201+				
16- 8	0- 0	0- 0	OVERALL	1- 3	15- 5	9- 2				
9- 3	0- 0	0- 0	HOME	1- 0	8- 3	4- 2				
7- 5	0- 0	0- 0	AWAY	0- 3	7- 2	5- 0				
0- 0	0- 0	0- 0	NEUTRAL	0- 0	0- 0	0- 0				
6- 5	0- 0	0- 0	NON-CONFERENCE	0- 2	6- 3	4- 1				
3- 2	0- 0	0- 0	HOME	0- 0	3- 2	2- 1				
3- 3	0- 0	0- 0	AWAY	0- 2	3- 1	2- 0				
0- 0	0- 0	0- 0	NEUTRAL	0- 0	0- 0	0- 0				
10- 3	0- 0	0- 0	CONFERENCE	1- 1	9- 2	5- 1				
6- 1	0- 0	0- 0	HOME	1- 0	5- 1	2- 1				
4- 2	0- 0	0- 0	AWAY	0- 1	4- 1	3- 0				
0- 0	0- 0	0- 0	NEUTRAL	0- 0	0- 0	0- 0				

RPI 1-25				RPI 26-50				RPI 51-100				RPI 101+ Team's RPI: 127					
RPI	S	Opponent	Score	RPI	S	Opponent	Score	RPI	S	Opponent	Score	RPI	S	Opponent	Score		
								59	A	American	58	68	148	H	Binghamton	64	59
								62	A	Drexel	54	63	160	A	Lehigh	62	66
								70	A	Fordham	62	71	160	H	Lehigh	59	52
								82	H	Navy	47	39	162	H	Saint Joseph's	53	77
													167	A	Pittsburgh	39	57
													176	H	Army West Point	60	36
													195	A	Youngstown St.	66	60
													199	A	Boston U.	63	58
													199	H	Boston U.	67	57
													211	H	Akron	63	52
													231	H	Loyola Maryland	65	68
													236	A	Lafayette	80	57
													236	H	Lafayette	83	53
													243	A	Holy Cross	71	47
													256	H	St. Bonaventure	48	59
													273	A	Rider	76	71
													278	A	Colgate	63	42
													278	H	Colgate	77	57
													289	H	Canisius	76	57
													339	A	Iona	60	53

LAST 12 Division I GAMES:																	
				278	A	Colgate	63	42	231	H	Loyola Maryland	65	68				
				160	H	Lehigh	59	52	278	H	Colgate	77	57				
				236	A	Lafayette	80	57	160	A	Lehigh	62	66				
				199	H	Boston U.	67	57	236	H	Lafayette	83	53				
				82	H	Navy	47	39	176	H	Army West Point	60	36				
				243	A	Holy Cross	71	47	199	A	Boston U.	63	58				

Non-Div I Games:

Bucknell

Average RPI Win:	138	WON-LOST	WINNING	LAST 10	STRENGTH OF	OPP. STRENGTH	TEAM	ADJ.	CONF.	ADJ CONF.
Average RPI Loss:	108	RECORD	PCT. RANK	GAMES	SCHEDULE	OF SCHEDULE	RPI	RPI	RPI	RPI
DIV. I ONLY	19- 4	22	8- 2	85	79	20	20	8	8	
DIV. I NON-CONF.	9- 2	33	0- 0	206	55	43	43	8	8	
TOTALS	RPI 1-25	RPI 26-50	W-L RECORDS	RPI 51-100	RPI 101-999	RPI 201+				
19- 4	0- 0	1- 2	OVERALL	8- 0	10- 2	6- 1				
8- 0	0- 0	0- 0	HOME	2- 0	6- 0	3- 0				
8- 4	0- 0	1- 2	AWAY	4- 0	3- 2	3- 1				
3- 0	0- 0	0- 0	NEUTRAL	2- 0	1- 0	0- 0				
9- 2	0- 0	0- 1	NON-CONFERENCE	3- 0	6- 1	4- 1				
3- 0	0- 0	0- 0	HOME	0- 0	3- 0	2- 0				
3- 2	0- 0	0- 1	AWAY	1- 0	2- 1	2- 1				
3- 0	0- 0	0- 0	NEUTRAL	2- 0	1- 0	0- 0				
10- 2	0- 0	1- 1	CONFERENCE	5- 0	4- 1	2- 0				
5- 0	0- 0	0- 0	HOME	2- 0	3- 0	1- 0				
5- 2	0- 0	1- 1	AWAY	3- 0	1- 1	1- 0				
0- 0	0- 0	0- 0	NEUTRAL	0- 0	0- 0	0- 0				

RPI 1-25				Team's RPI: 20			
RPI	S	Opponent	Score				
29	A	Central Mi ch.	79 86				
33	A	Arizona St.	57 76				
42	A	Ball St.	84 80				

RPI 26-50			
RPI	S	Opponent	Score
29	A	Central Mi ch.	79 86
33	A	Arizona St.	57 76
42	A	Ball St.	84 80

RPI 51-100			
RPI	S	Opponent	Score
53	A	St. John' s (NY)	73 72
64	A	Tol edo	84 73
64	H	Tol edo	87 69
66	N	Nebraska	82 72
77	A	Oh i o	67 63
90	N	UNLV	80 53
91	A	Mi ami (OH)	64 49
91	H	Mi ami (OH)	72 67

RPI 101+			
RPI	S	Opponent	Score
109	H	Western Mi ch.	71 49
118	H	Del aware	87 73
124	A	Northern Ill .	84 86
140	N	Clemson	61 41
149	H	Kent St.	80 42
209	A	Col umbi a	65 63
211	A	Akron	89 66
223	H	Eastern Mi ch.	97 92
245	A	Niagara	62 75
256	A	St. Bonaventure	76 59
280	H	UMES	76 41
289	H	Can i si us	73 47

LAST 12 Division I GAMES:			
91	A	Mi ami (OH)	64 49
149	H	Kent St.	80 42
64	A	Tol edo	84 73
29	A	Central Mi ch.	79 86
223	H	Eastern Mi ch.	97 92
64	H	Tol edo	87 69
77	A	Oh i o	67 63
42	A	Ball St.	84 80
91	H	Mi ami (OH)	72 67
124	A	Northern Ill .	84 86
109	H	Western Mi ch.	71 49
211	A	Akron	89 66

Non-Div I Games:

Buffalo

Average RPI Win: 181
Average RPI Loss: 62

WON-LOST
RECORD

WINNING
PCT. RANK

LAST 10
GAMES

STRENGTH OF
SCHEDULE

OPP. STRENGTH
OF SCHEDULE

TEAM
RPI

ADJ.
RPI

CONF.
RPI

ADJ CONF.
RPI

DIV. I ONLY	13- 14	187	2- 8	55	82	107	107	6	6
DIV. I NON-CONF.	8- 4	87	0- 0	110	230	72	72	6	6

TOTALS	RPI 1-25	RPI 26-50	W-L RECORDS	RPI 51-100	RPI 101-999	RPI 201+			
13- 14	1- 3	1- 4	OVERALL	1- 4	10- 3	6- 1			
7- 6	0- 2	1- 1	HOME	0- 1	6- 2	3- 1			
5- 6	1- 1	0- 3	AWAY	0- 1	4- 1	3- 0			
1- 2	0- 0	0- 0	NEUTRAL	1- 2	0- 0	0- 0			
8- 4	0- 0	0- 2	NON-CONFERENCE	1- 2	7- 0	6- 0			
4- 0	0- 0	0- 0	HOME	0- 0	4- 0	3- 0			
3- 2	0- 0	0- 2	AWAY	0- 0	3- 0	3- 0			
1- 2	0- 0	0- 0	NEUTRAL	1- 2	0- 0	0- 0			
5- 10	1- 3	1- 2	CONFERENCE	0- 2	3- 3	0- 1			
3- 6	0- 2	1- 1	HOME	0- 1	2- 2	0- 1			
2- 4	1- 1	0- 1	AWAY	0- 1	1- 1	0- 0			
0- 0	0- 0	0- 0	NEUTRAL	0- 0	0- 0	0- 0			

RPI 1-25				RPI 26-50				RPI 51-100				RPI 101+ Team's RPI: 107			
RPI	S	Opponent	Score	RPI	S	Opponent	Score	RPI	S	Opponent	Score	RPI	S	Opponent	Score
23	A	Villanova	76 53	27	A	South Fla.	55 71	51	N	West Virginia	68 75	101	A	Seton Hall	64 75
23	H	Villanova	67 69	32	A	Marquette	67 69	53	A	St. John's (NY)	38 76	101	H	Seton Hall	66 48
24	A	DePaul	65 87	32	H	Marquette	59 78	53	H	St. John's (NY)	55 73	133	A	Georgetown	66 57
24	H	DePaul	68 86	37	H	Creighton	59 53	62	N	Drexel	62 76	133	H	Georgetown	52 63
				42	A	Ball St.	75 87	63	N	Virginia Tech	79 77	185	H	Wisconsin	69 62
												192	H	Providence	68 57
												213	H	Xavier	62 69
												238	H	Austin Peay	75 54
												255	A	Illinois St.	56 45
												262	H	Lipscomb	70 58
												264	A	Indiana St.	60 51
												295	A	Murray St.	88 59
												307	H	Loyola Chicago	64 52

LAST 12 Division I GAMES:															
32	H	Marquette	59 78	192	H	Providence	68 57								
24	H	DePaul	68 86	37	H	Creighton	59 53								
101	A	Seton Hall	64 75	24	A	DePaul	65 87								
53	A	St. John's (NY)	38 76	32	A	Marquette	67 69								
23	H	Villanova	67 69	53	H	St. John's (NY)	55 73								
133	H	Georgetown	52 63	101	H	Seton Hall	66 48								

Butler

Butler

Non-Div I Games:

Butler

Loss, Non-Conf, S Site, H Home A Away N Neutral

Average RPI Win:	285	WON-LOST	WINNING	LAST 10	STRENGTH OF	OPP. STRENGTH	TEAM	ADJ.	CONF.	ADJ CONF.
Average RPI Loss:	173	RECORD	PCT. RANK	GAMES	SCHEDULE	OF SCHEDULE	RPI	RPI	RPI	RPI
DIV. I ONLY	12- 10	148	8- 2	333	258	224	224	31	31	
DIV. I NON-CONF.	4- 8	239	0- 2	250	178	235	235	31	31	

TOTALS	RPI 1-25	RPI 26-50	W-L RECORDS	RPI 51-100	RPI 101-999	RPI 201+				
12- 10	0- 1	0- 0	OVERALL	0- 1	12- 8	11- 4				
7- 2	0- 0	0- 0	HOME	0- 0	7- 2	7- 1				
5- 8	0- 1	0- 0	AWAY	0- 1	5- 6	4- 3				
0- 0	0- 0	0- 0	NEUTRAL	0- 0	0- 0	0- 0				
4- 8	0- 1	0- 0	NON-CONFERENCE	0- 1	4- 6	3- 2				
2- 1	0- 0	0- 0	HOME	0- 0	2- 1	2- 0				
2- 7	0- 1	0- 0	AWAY	0- 1	2- 5	1- 2				
0- 0	0- 0	0- 0	NEUTRAL	0- 0	0- 0	0- 0				
8- 2	0- 0	0- 0	CONFERENCE	0- 0	8- 2	8- 2				
5- 1	0- 0	0- 0	HOME	0- 0	5- 1	5- 1				
3- 1	0- 0	0- 0	AWAY	0- 0	3- 1	3- 1				
0- 0	0- 0	0- 0	NEUTRAL	0- 0	0- 0	0- 0				

RPI 1-25				RPI 26-50				RPI 51-100				RPI 101+				Team's RPI: 224
RPI	S	Opponent	Score	RPI	S	Opponent	Score	RPI	S	Opponent	Score	RPI	S	Opponent	Score	
14	A	Stanford	34 57					73	A	South Dakota	50 66	136	A	UTEP	56 67	
												155	A	Cal Poly	57 59	
												172	H	UC Irvine	59 72	
												175	A	Boise St.	65 59	
												191	A	SMU	29 41	
												218	H	Seattle U	75 68	
												234	A	UC Riverside	65 68	
												239	H	Omaha	52 43	
												241	A	New Mexico St.	48 56	
												241	H	New Mexico St.	62 52	
												250	A	San Jose St.	57 67	
												268	A	UMKC	76 62	
												268	H	UMKC	58 60	
												313	H	Cal St. Fullerton	55 43	
												318	A	UTRGV	67 64	
												318	H	UTRGV	71 30	
												324	A	Southern Utah	46 45	
												328	H	Utah Valley	63 58	
												338	A	Chicago St.	63 36	
												338	H	Chicago St.	63 49	

LAST 12 Division I GAMES:																
318	H	UTRGV	71 30	268	H	UMKC	58 60									
241	H	New Mexico St.	62 52	241	A	New Mexico St.	48 56									
268	A	UMKC	76 62	318	A	UTRGV	67 64									
338	A	Chicago St.	63 36	328	H	Utah Valley	63 58									
218	H	Seattle U	75 68	172	H	UC Irvine	59 72									
338	H	Chicago St.	63 49	155	A	Cal Poly	57 59									

Non-Div I Games: Fresno Pacific 74 63 Whittier 72 35

CSU Bakersfield

Loss, Non-Conf, S Site, H Home A Away N Neutral

Average RPI Win: 227	WON-LOST RECORD	WINNING PCT. RANK	LAST 10 GAMES	STRENGTH OF SCHEDULE	OPP. STRENGTH OF SCHEDULE	TEAM RPI	ADJ. RPI	CONF. RPI	ADJ. CONF. RPI
Average RPI Loss: 171									
DIV. I ONLY	12- 12	175	5- 5	202	233	201	201	21	21
DIV. I NON-CONF.	6- 7	184	1- 0	196	273	221	221	19	19

TOTALS	RPI 1-25	RPI 26-50	W-L RECORDS	RPI 51-100	RPI 101-999	RPI 201+			
12- 12	0- 1	0- 0	OVERALL	1- 1	11- 10	9- 5			
7- 5	0- 0	0- 0	HOME	1- 0	6- 5	5- 3			
5- 6	0- 1	0- 0	AWAY	0- 1	5- 4	4- 2			
0- 1	0- 0	0- 0	NEUTRAL	0- 0	0- 1	0- 0			
6- 7	0- 1	0- 0	NON-CONFERENCE	0- 0	6- 6	4- 3			
4- 3	0- 0	0- 0	HOME	0- 0	4- 3	3- 1			
2- 3	0- 1	0- 0	AWAY	0- 0	2- 2	1- 2			
0- 1	0- 0	0- 0	NEUTRAL	0- 0	0- 1	0- 0			
6- 5	0- 0	0- 0	CONFERENCE	1- 1	5- 4	5- 2			
3- 2	0- 0	0- 0	HOME	1- 0	2- 2	2- 2			
3- 3	0- 0	0- 0	AWAY	0- 1	3- 2	3- 0			
0- 0	0- 0	0- 0	NEUTRAL	0- 0	0- 0	0- 0			

RPI 1-25				RPI 26-50				RPI 51-100				RPI 101+				Team's RPI: 201
RPI	S	Opponent	Score	RPI	S	Opponent	Score	RPI	S	Opponent	Score	RPI	S	Opponent	Score	
11	A	Oregon	43 91					57	A	UC Davis	46 72	113	N	Milwaukee	50 58	
								57	H	UC Davis	75 71	145	H	Fresno St.	85 72	
												146	A	Loyola Marymount	75 68	
												147	H	Weber St.	61 64	
												150	H	Idaho	75 80	
												155	A	Cal Poly	71 84	
												172	A	UC Irvine	47 56	
												203	A	UC Santa Barbara	48 30	
												203	H	UC Santa Barbara	73 74	
												218	H	Seattle U	67 62	
												226	A	New Orleans	73 76	
												234	H	UC Riverside	60 55	
												239	H	Omaha	60 68	
												250	A	San Jose St.	76 59	
												251	A	San Diego St.	55 58	
												252	A	Hawaii	70 58	
												277	H	Arizona	66 63	
												313	A	Cal St. Fullerton	70 68	
												313	H	Cal St. Fullerton	65 41	
												319	H	Northern Ariz.	78 69	
												325	H	Long Beach St.	51 59	

LAST 12 Division I GAMES:																
				57	A	UC Davis	46 72	234	H	UC Riverside	60 55					
				325	H	Long Beach St.	51 59	313	H	Cal St. Fullerton	65 41					
				57	H	UC Davis	75 71	155	A	Cal Poly	71 84					
				203	A	UC Santa Barbara	48 30	203	H	UC Santa Barbara	73 74					
				172	A	UC Irvine	47 56	313	A	Cal St. Fullerton	70 68					
				252	A	Hawaii	70 58	218	H	Seattle U	67 62					

Non-Div I Games:

Biola

68 51

CSUN

C
a
l
P
o
l
y

Cal Poly				Through Games Of Feb. 12, 2018						
Average RPI Win:	254	WON-LOST	WINNING	LAST 10	STRENGTH OF	OPP. STRENGTH	TEAM	ADJ.	CONF.	ADJ CONF.
Average RPI Loss:	138	RECORD	PCT. RANK	GAMES	SCHEDULE	OF SCHEDULE	RPI	RPI	RPI	RPI
DIV. I ONLY	13- 9	122	7- 3	233	257	155	155	21	21	
DIV. I NON-CONF.	5- 6	187	1- 0	183	325	184	184	19	19	

TOTALS	RPI 1-25	RPI 26-50	W-L RECORDS	RPI 51-100	RPI 101-999	RPI 201+				
13- 9	0- 0	0- 1	OVERALL	0- 3	13- 5	10- 2				
8- 2	0- 0	0- 0	HOME	0- 1	8- 1	5- 0				
5- 7	0- 0	0- 1	AWAY	0- 2	5- 4	5- 2				
0- 0	0- 0	0- 0	NEUTRAL	0- 0	0- 0	0- 0				
5- 6	0- 0	0- 1	NON-CONFERENCE	0- 1	5- 4	4- 1				
3- 1	0- 0	0- 0	HOME	0- 0	3- 1	2- 0				
2- 5	0- 0	0- 1	AWAY	0- 1	2- 3	2- 1				
0- 0	0- 0	0- 0	NEUTRAL	0- 0	0- 0	0- 0				
8- 3	0- 0	0- 0	CONFERENCE	0- 2	8- 1	6- 1				
5- 1	0- 0	0- 0	HOME	0- 1	5- 0	3- 0				
3- 2	0- 0	0- 0	AWAY	0- 1	3- 1	3- 1				
0- 0	0- 0	0- 0	NEUTRAL	0- 0	0- 0	0- 0				

RPI 1-25				RPI 26-50				RPI 51-100				RPI 101+ Team's RPI: 155			
RPI	S	Opponent	Score	RPI	S	Opponent	Score	RPI	S	Opponent	Score	RPI	S	Opponent	Score
				44	A	Minnesota	68 112	57	A	UC Davis	77 85	141	H	Robert Morris	50 66
								57	H	UC Davis	76 80	151	A	San Francisco	71 83
								76	A	Saint Mary's (CA)	64 82	151	H	San Francisco	88 83
												172	H	UC Irvine	79 76
												182	A	Eastern Wash.	72 75
												201	H	CSUN	84 71
												203	A	UC Santa Barbara	68 73
												224	H	CSU Bakersfield	59 57
												234	A	UC Riverside	87 82
												234	H	UC Riverside	91 73
												252	H	Hawaii	52 50
												265	H	Grand Canyon	75 69
												284	A	North Dakota St.	73 69
												313	A	Cal St. Fullerton	72 63
												319	A	Northern Ariz.	89 73
												325	A	Long Beach St.	75 64
												325	H	Long Beach St.	70 61
												328	A	Utah Valley	70 89

LAST 12 Division I GAMES:															
				325	H	Long Beach St.	70 61	57	H	UC Davis	76 80				
				57	A	UC Davis	77 85	172	H	UC Irvine	79 76				
				234	H	UC Riverside	91 73	201	H	CSUN	84 71				
				252	H	Hawaii	52 50	203	A	UC Santa Barbara	68 73				
				313	A	Cal St. Fullerton	72 63	234	A	UC Riverside	87 82				
				325	A	Long Beach St.	75 64	224	H	CSU Bakersfield	59 57				

Non-Div I Games: Cal St. Monterey Bay77 44

Cal Poly

C
a
l
P
o
l
y

C
a
l
s
t
·
F
u
l
l
e
r
t
o
n

Cal St. Fullerton				Through Games Of Feb. 12, 2018						
Average RPI Win:	298	WON-LOST	WINNING	LAST 10	STRENGTH OF	OPP. STRENGTH	TEAM	ADJ.	CONF.	ADJ CONF.
Average RPI Loss:	189	RECORD	PCT. RANK	GAMES	SCHEDULE	OF SCHEDULE	RPI	RPI	RPI	RPI
DIV. I ONLY	6- 16	291	2- 8	299	270	313	313	21	21	
DIV. I NON-CONF.	4- 8	239	1- 1	306	327	286	286	19	19	

TOTALS	RPI 1-25		RPI 26-50		W-L RECORDS	RPI 51-100	RPI 101-999		RPI 201+	
6- 16	0- 0		0- 0		OVERALL	0- 1	6- 15		6- 6	
4- 6	0- 0		0- 0		HOME	0- 0	4- 6		4- 1	
2- 9	0- 0		0- 0		AWAY	0- 1	2- 8		2- 5	
0- 1	0- 0		0- 0		NEUTRAL	0- 0	0- 1		0- 0	
4- 8	0- 0		0- 0		NON-CONFERENCE	0- 0	4- 8		4- 3	
2- 2	0- 0		0- 0		HOME	0- 0	2- 2		2- 0	
2- 5	0- 0		0- 0		AWAY	0- 0	2- 5		2- 3	
0- 1	0- 0		0- 0		NEUTRAL	0- 0	0- 1		0- 0	
2- 8	0- 0		0- 0		CONFERENCE	0- 1	2- 7		2- 3	
2- 4	0- 0		0- 0		HOME	0- 0	2- 4		2- 1	
0- 4	0- 0		0- 0		AWAY	0- 1	0- 3		0- 2	
0- 0	0- 0		0- 0		NEUTRAL	0- 0	0- 0		0- 0	

RPI 1-25				RPI 26-50				RPI 51-100				RPI 101+ Team's RPI: 313					
RPI	S	Opponent	Score	RPI	S	Opponent	Score	RPI	S	Opponent	Score	RPI	S	Opponent	Score		
								57	A	UC Davis	53	67	136	H	UTEP	91	92
													150	A	Idaho	60	80
													155	H	Cal Poly	63	72
													171	A	Pacific	65	81
													172	H	UC Irvine	60	76
													180	H	Denver	58	83
													190	N	Oral Roberts	50	60
													201	A	CSUN	41	65
													201	H	CSUN	68	70
													203	H	UC Santa Barbara	52	59
													224	A	CSU Bakersfield	43	55
													234	A	UC Riverside	50	63
													240	A	Montana	47	68
													251	A	San Diego St.	58	59
													252	A	Hawaii	54	59
													252	H	Hawaii	69	57
													276	A	Santa Clara	73	69
													296	H	UTSA	55	46
													308	H	Portland	66	61
													325	H	Long Beach St.	67	61
													328	A	Utah Valley	73	36
LAST 12 Division I GAMES:																	
				203	H	UC Santa Barbara	52	59	234	A	UC Riverside	50	63				
				252	A	Hawaii	54	59	325	H	Long Beach St.	67	61				
				172	H	UC Irvine	60	76	201	H	CSUN	68	70				
				155	H	Cal Poly	63	72	252	H	Hawaii	69	57				
				57	A	UC Davis	53	67	136	H	UTEP	91	92				
				201	A	CSUN	41	65	328	A	Utah Valley	73	36				

C
a
l
s
t
·
F
u
l
l
e
r
t
o
n

Non-Div I Games: Antelope Valley 74 48

Cal St. Fullerton

Cal i forni a				Through Games Of Feb. 12, 2018							
Average RPI	Win:	158	WON-LOST	WINNING	LAST 10	STRENGTH OF	OPP. STRENGTH	TEAM	ADJ.	CONF.	ADJ CONF.
Average RPI	Loss:	20	RECORD	PCT. RANK	GAMES	SCHEDULE	OF SCHEDULE	RPI	RPI	RPI	RPI
DIV. I ONLY		17- 8	71	6- 4	33	52	35	35	5	5	
DIV. I NON-CONF.		9- 2	33	0- 0	44	85	20	20	3	3	

TOTALS		RPI 1-25	RPI 26-50		W-L RECORDS		RPI 51-100	RPI 101-999	RPI 201+		
17- 8		0- 5	2- 3		OVERALL		4- 0	11- 0	6- 0		
11- 3		0- 2	1- 1		HOME		3- 0	7- 0	4- 0		
6- 5		0- 3	1- 2		AWAY		1- 0	4- 0	2- 0		
0- 0		0- 0	0- 0		NEUTRAL		0- 0	0- 0	0- 0		
9- 2		0- 2	0- 0		NON-CONFERENCE		2- 0	7- 0	4- 0		
5- 1		0- 1	0- 0		HOME		1- 0	4- 0	3- 0		
4- 1		0- 1	0- 0		AWAY		1- 0	3- 0	1- 0		
0- 0		0- 0	0- 0		NEUTRAL		0- 0	0- 0	0- 0		
8- 6		0- 3	2- 3		CONFERENCE		2- 0	4- 0	2- 0		
6- 2		0- 1	1- 1		HOME		2- 0	3- 0	1- 0		
2- 4		0- 2	1- 2		AWAY		0- 0	1- 0	1- 0		
0- 0		0- 0	0- 0		NEUTRAL		0- 0	0- 0	0- 0		

RPI 1-25				RPI 26-50				Team's RPI: 35				RPI 51-100				RPI 101+			
RPI	S	Opponent	Score	RPI	S	Opponent	Score	RPI	S	Opponent	Score	RPI	S	Opponent	Score	RPI	S	Opponent	Score
1	A	UConn	47 82	33	A	Arizona St.	71 80	76	H	Saint Mary's (CA)	87 80	125	A	Brown	89 79				
10	A	UCLA	52 60	33	H	Arizona St.	42 57	88	H	Washington St.	66 60	126	H	BYU	70 45				
10	H	UCLA	46 82	46	A	Oregon St.	48 68	92	H	Utah	84 73	142	H	Colorado	78 76				
11	A	Oregon	54 91	50	A	Southern California	62 59	97	A	Kentucky	62 52	171	A	Pacific	92 85				
15	H	Missouri	52 55	50	H	Southern California	76 64					174	H	Washington	69 60				
												202	H	San Diego	89 64				
												218	H	Seattle U	87 67				
												253	H	Manhattan	87 66				
												276	A	Santa Clara	79 41				
												277	A	Arizona	53 51				
												277	H	Arizona	63 39				

Average RPI Win:	279	WON-LOST	WINNING	LAST 10	STRENGTH OF	OPP. STRENGTH	TEAM	ADJ.	CONF.	ADJ CONF.
Average RPI Loss:	180	RECORD	PCT. RANK	GAMES	SCHEDULE	OF SCHEDULE	RPI	RPI	RPI	RPI
DIV. I ONLY	10- 11	194	4- 6	303	306	246	246	27	27	
DIV. I NON-CONF.	5- 4	146	0- 0	318	285	229	229	28	28	

TOTALS	RPI 1-25	RPI 26-50	W-L RECORDS	RPI 51-100	RPI 101-999	RPI 201+				
10- 11	0- 0	0- 0	OVERALL	0- 3	10- 8	9- 5				
4- 6	0- 0	0- 0	HOME	0- 2	4- 4	4- 2				
6- 5	0- 0	0- 0	AWAY	0- 0	6- 3	5- 3				
0- 0	0- 0	0- 0	NEUTRAL	0- 0	0- 0	0- 0				
5- 4	0- 0	0- 0	NON-CONFERENCE	0- 1	5- 3	5- 2				
2- 2	0- 0	0- 0	HOME	0- 1	2- 1	2- 1				
3- 2	0- 0	0- 0	AWAY	0- 0	3- 2	3- 1				
0- 0	0- 0	0- 0	NEUTRAL	0- 0	0- 0	0- 0				
5- 7	0- 0	0- 0	CONFERENCE	0- 2	5- 5	4- 3				
2- 4	0- 0	0- 0	HOME	0- 1	2- 3	2- 1				
3- 3	0- 0	0- 0	AWAY	0- 1	3- 2	2- 2				
0- 0	0- 0	0- 0	NEUTRAL	0- 0	0- 0	0- 0				

RPI 1-25				RPI 26-50				RPI 51-100				RPI 101+				Team's RPI: 246	
RPI	S	Opponent	Score	RPI	S	Opponent	Score	RPI	S	Opponent	Score	RPI	S	Opponent	Score		
								56	H	Mercer	57	58	156	H	Radford	50	51
								87	A	Liberty	42	60	165	A	Kansas	48	66
								87	H	Liberty	33	46	173	A	High Point	51	44
												173	H	High Point	53	62	
												204	H	Norfolk St.	27	53	
												220	A	Gardner-Webb	73	44	
												220	A	UNCG	72	61	
												228	H	UNC Asheville	52	60	
												248	A	Howard	61	63	
												254	A	Col. of Charleston	53	45	
												270	A	Presbyterian	59	65	
												283	H	USC Upstate	69	49	
												305	A	Charleston So.	59	63	
												305	H	Charleston So.	58	49	
												312	H	Western Caro.	58	51	
												335	A	N.C. Central	58	51	
												342	A	Winthrop	72	48	
												349	H	Longwood	58	48	

LAST 12 Division I GAMES:																	
				87	H	Liberty	33	46	87	A	Liberty	42	60				
				305	A	Charleston So.	59	63	173	H	High Point	53	62				
				173	A	High Point	51	44	270	A	Presbyterian	59	65				
				156	H	Radford	50	51	305	H	Charleston So.	58	49				
				349	H	Longwood	58	48	342	A	Winthrop	72	48				
				220	A	Gardner-Webb	73	44	228	H	UNC Asheville	52	60				

Non-Div I Games: Columbia Int'l 78 39 William Peace 94 42

Campbell

Loss, Non-Conf, S Site, H Home A Away N Neutral

Average RPI Win:	279	WON-LOST	WINNING	LAST 10	STRENGTH OF	OPP. STRENGTH	TEAM	ADJ.	CONF.	ADJ CONF.
Average RPI Loss:	185	RECORD	PCT. RANK	GAMES	SCHEDULE	OF SCHEDULE	RPI	RPI	RPI	RPI
DIV. I ONLY	8- 17	269	5- 5	283	301	289	289	28	28	
DIV. I NON-CONF.	2- 9	295	0- 0	239	280	306	306	26	26	

TOTALS	RPI 1-25	RPI 26-50	W-L RECORDS	RPI 51-100	RPI 101-999	RPI 201+				
8- 17	0- 1	0- 0	OVERALL	0- 3	8- 13	8- 9				
4- 8	0- 0	0- 0	HOME	0- 1	4- 7	4- 6				
4- 8	0- 0	0- 0	AWAY	0- 1	4- 0	4- 0				
0- 1	0- 0	0- 0	NEUTRAL	0- 0	0- 1	0- 0				
2- 9	0- 1	0- 0	NON-CONFERENCE	0- 1	2- 7	2- 5				
1- 4	0- 0	0- 0	HOME	0- 0	1- 4	1- 4				
1- 4	0- 1	0- 0	AWAY	0- 1	1- 2	1- 1				
0- 1	0- 0	0- 0	NEUTRAL	0- 0	0- 1	0- 0				
6- 8	0- 0	0- 0	CONFERENCE	0- 2	6- 6	6- 4				
3- 4	0- 0	0- 0	HOME	0- 1	3- 3	3- 2				
3- 4	0- 0	0- 0	AWAY	0- 1	3- 3	3- 2				
0- 0	0- 0	0- 0	NEUTRAL	0- 0	0- 0	0- 0				

RPI 1-25				RPI 26-50				RPI 51-100				RPI 101+ Team's RPI: 289			
RPI	S	Opponent	Score	RPI	S	Opponent	Score	RPI	S	Opponent	Score	RPI	S	Opponent	Score
20	A	Buffalo	47 73					55	A	Quinnipiac	39 64	119	N	Middle Tenn.	45 55
								55	H	Quinnipiac	55 84	127	A	Bucknell	57 76
								91	A	Miami (OH)	47 72	168	A	Marist	47 58
												168	H	Marist	53 78
												205	A	Bowling Green	71 57
												206	H	Siena	65 57
												215	H	Morehead St.	52 76
												219	H	Oakland	48 83
												245	H	Niagara	64 60
												253	A	Manhattan	39 58
												253	H	Manhattan	56 59
												256	H	St. Bonaventure	71 69
												258	H	Fairfield	52 56
												267	H	Cornell	59 67
												273	A	Rider	54 70
												278	H	Colgate	63 70
												293	A	Monmouth	60 48
												318	A	UTRGV	46 63
												339	A	Iona	53 49
												345	A	Saint Peter's	66 53
												345	H	Saint Peter's	52 49

LAST 12 Division I GAMES:															
168	A	Marist	47 58	293	A	Monmouth	60 48								
55	A	Quinnipiac	39 64	345	A	Saint Peter's	66 53								
345	H	Saint Peter's	52 49	206	H	Siena	65 57								
245	H	Niagara	64 60	253	H	Manhattan	56 59								
168	H	Marist	53 78	273	A	Rider	54 70								
55	H	Quinnipiac	55 84	253	A	Manhattan	39 58								

Non-Div I Games:

Canisius

Average RPI Win:	261	WON-LOST	WINNING	LAST 10	STRENGTH OF	OPP. STRENGTH	TEAM	ADJ.	CONF.	ADJ CONF.
Average RPI Loss:	115	RECORD	PCT. RANK	GAMES	SCHEDULE	OF SCHEDULE	RPI	RPI	RPI	RPI
DIV. I ONLY	12- 7	99	7- 3	255	207	129	129	26	26	
DIV. I NON-CONF.	3- 4	209	0- 0	40	24	78	78	25	25	

TOTALS	RPI 1-25	RPI 26-50	W-L RECORDS	RPI 51-100	RPI 101-999	RPI 201+				
12- 7	0- 3	0- 0	OVERALL	0- 0	12- 4	10- 2				
6- 1	0- 0	0- 0	HOME	0- 0	6- 1	5- 1				
4- 6	0- 0	0- 0	AWAY	0- 0	4- 0	4- 0				
2- 0	0- 0	0- 0	NEUTRAL	0- 0	2- 0	1- 0				
3- 4	0- 3	0- 0	NON-CONFERENCE	0- 0	3- 1	2- 0				
1- 0	0- 0	0- 0	HOME	0- 0	1- 0	1- 0				
0- 4	0- 3	0- 0	AWAY	0- 0	0- 1	0- 0				
2- 0	0- 0	0- 0	NEUTRAL	0- 0	2- 0	1- 0				
9- 3	0- 0	0- 0	CONFERENCE	0- 0	9- 3	8- 2				
5- 1	0- 0	0- 0	HOME	0- 0	5- 1	4- 1				
4- 2	0- 0	0- 0	AWAY	0- 0	4- 2	4- 1				
0- 0	0- 0	0- 0	NEUTRAL	0- 0	0- 0	0- 0				

RPI 1-25				RPI 26-50				RPI 51-100				RPI 101+ Team's RPI: 129			
RPI	S	Opponent	Score	RPI	S	Opponent	Score	RPI	S	Opponent	Score	RPI	S	Opponent	Score
7	A	Tennessee	34 77									111	H	Lamar University	51 39
8	A	Baylor	55 86									121	A	South Ala.	43 64
17	A	Texas A&M	61 72									132	A	SFA	46 59
												140	N	Clemson	53 47
												217	H	Abilene Christian	63 45
												226	H	New Orleans	48 52
												249	A	Nicholls St.	69 48
												257	A	A&M-Corpus Christi	58 50
												284	N	North Dakota St.	68 45
												294	A	Southeastern La.	70 78
												294	H	Southeastern La.	63 47
												302	H	Alcorn	75 52
												311	A	Northwestern St.	61 53
												314	A	Incarate Word	57 35
												322	H	Houston Baptist	64 56
												331	H	Sam Houston St.	69 44

LAST 12 Division I GAMES:															
322	H	Houston Baptist	64 56	249	A	Nicholls St.	69 48								
294	A	Southeastern La.	70 78	314	A	Incarate Word	57 35								
311	A	Northwestern St.	61 53	111	H	Lamar University	51 39								
132	A	SFA	46 59	331	H	Sam Houston St.	69 44								
217	H	Abilene Christian	63 45	294	H	Southeastern La.	63 47								
226	H	New Orleans	48 52	257	A	A&M-Corpus Christi	58 50								

Non-Div I Games: Central Baptist 75 34 Williams Baptist 77 31 Crowley's Ridge 106 23 Hendrix 79 22
Central Ark.

Average RPI Win:	293	WON-LOST	WINNING	LAST 10	STRENGTH OF	OPP. STRENGTH	TEAM	ADJ.	CONF.	ADJ CONF.
Average RPI Loss:	172	RECORD	PCT. RANK	GAMES	SCHEDULE	OF SCHEDULE	RPI	RPI	RPI	RPI
DIV. I ONLY	5- 18	309	4- 6	137	316	291	291	29	29	
DIV. I NON-CONF.	0- 11	337	0- 0	45	185	285	285	29	29	

TOTALS	RPI 1-25	RPI 26-50	W-L RECORDS	RPI 51-100	RPI 101-999	RPI 201+				
5- 18	0- 0	0- 1	OVERALL	0- 4	5- 13	5- 7				
4- 7	0- 0	0- 0	HOME	0- 1	4- 6	4- 4				
1- 11	0- 0	0- 1	AWAY	0- 3	1- 7	1- 3				
0- 0	0- 0	0- 0	NEUTRAL	0- 0	0- 0	0- 0				
0- 11	0- 0	0- 1	NON-CONFERENCE	0- 4	0- 6	0- 2				
0- 4	0- 0	0- 0	HOME	0- 1	0- 3	0- 1				
0- 7	0- 0	0- 1	AWAY	0- 3	0- 3	0- 1				
0- 0	0- 0	0- 0	NEUTRAL	0- 0	0- 0	0- 0				
5- 7	0- 0	0- 0	CONFERENCE	0- 0	5- 7	5- 5				
4- 3	0- 0	0- 0	HOME	0- 0	4- 3	4- 3				
1- 4	0- 0	0- 0	AWAY	0- 0	1- 4	1- 2				
0- 0	0- 0	0- 0	NEUTRAL	0- 0	0- 0	0- 0				

RPI	S	Opponent	Score	RPI	S	Opponent	Score	RPI	S	Opponent	Score	RPI	S	Opponent	Score	Team's RPI: 291
28	A	Virginia	59	103	51	A	West Virginia	52	102	112	A	Saint Francis (PA)	59	87		
					68	A	Duquesne	58	83	117	H	Yale	62	75		
					79	H	Albany (NY)	60	72	125	H	Brown	55	78		
					83	A	Penn St.	66	83	141	A	Robert Morris	47	66		
										154	A	Hartford	52	68		
										198	A	Stony Brook	55	60		
										261	H	Morgan St.	41	61		
										266	H	St. Francis Brooklyn	70	78		
										269	H	Mt. St. Mary's	56	68		
										274	A	Fairleigh Dickinson	49	78		
										274	H	Fairleigh Dickinson	76	56		
										279	H	LIU Brooklyn	54	61		
										287	A	Sacred Heart	73	71		
										287	H	Sacred Heart	69	59		
										290	A	Vermont	48	62		
										292	A	Bryant	50	66		
										292	H	Bryant	66	59		
										326	H	Wagner	59	56		
LAST 12 Division I GAMES:																
292	H	Bryant	66	59	266	H	St. Francis Brooklyn	70	78							
274	H	Fairleigh Dickinson	76	56	274	A	Fairleigh Dickinson	49	78							
287	A	Sacred Heart	73	71	287	H	Sacred Heart	69	59							
141	A	Robert Morris	47	66	292	A	Bryant	50	66							
112	A	Saint Francis (PA)	59	87	326	H	Wagner	59	56							
279	H	LIU Brooklyn	54	61	269	H	Mt. St. Mary's	56	68							

Non-Div I Games:

Central Conn. St.

Average RPI Win:	146	WON-LOST	WINNING	LAST 10	STRENGTH OF	OPP. STRENGTH	TEAM	ADJ.	CONF.	ADJ CONF.
Average RPI Loss:	58	RECORD	PCT. RANK	GAMES	SCHEDULE	OF SCHEDULE	RPI	RPI	RPI	RPI
DIV. I ONLY	19- 3	10	10- 0	93	77	29	29	8	8	
DIV. I NON-CONF.	7- 3	74	0- 0	182	60	88	88	8	8	

TOTALS	RPI 1-25	RPI 26-50	W-L RECORDS	RPI 51-100	RPI 101-999	RPI 201+				
19- 3	1- 0	1- 0	OVERALL	4- 3	13- 0	7- 0				
8- 2	1- 0	0- 0	HOME	2- 2	5- 0	2- 0				
9- 1	0- 0	1- 0	AWAY	2- 1	6- 0	4- 0				
2- 0	0- 0	0- 0	NEUTRAL	0- 0	2- 0	1- 0				
7- 3	0- 0	0- 0	NON-CONFERENCE	0- 3	7- 0	4- 0				
2- 2	0- 0	0- 0	HOME	0- 2	2- 0	1- 0				
3- 1	0- 0	0- 0	AWAY	0- 1	3- 0	2- 0				
2- 0	0- 0	0- 0	NEUTRAL	0- 0	2- 0	1- 0				
12- 0	1- 0	1- 0	CONFERENCE	4- 0	6- 0	3- 0				
6- 0	1- 0	0- 0	HOME	2- 0	3- 0	1- 0				
6- 0	0- 0	1- 0	AWAY	2- 0	3- 0	2- 0				
0- 0	0- 0	0- 0	NEUTRAL	0- 0	0- 0	0- 0				

RPI 1-25				RPI 26-50				Team's RPI: 29				RPI 51-100				RPI 101+			
RPI	S	Opponent	Score	RPI	S	Opponent	Score	RPI	S	Opponent	Score	RPI	S	Opponent	Score	RPI	S	Opponent	Score
20	H	Buffalo	86 79	42	A	Ball St.	69 65	52	H	Purdue	69 79	109	H	Western Mich.	74 70				
								55	H	Quinnipiac	70 84	120	N	Iowa St.	81 60				
								64	H	Toledo	85 47	124	A	Northern Ill.	81 78				
								68	A	Duquesne	61 64	130	H	Vanderbilt	92 75				
								77	A	Ohio	74 72	139	A	SIUE	94 56				
								77	H	Ohio	82 58	149	H	Kent St.	88 84				
								91	A	Miami (OH)	84 66	205	H	Bowling Green	90 54				
												211	A	Akron	95 86				
												219	A	Oakland	103 85				
												223	A	Eastern Mich.	95 72				
												251	N	San Diego St.	85 76				
												254	H	Col. of Charleston	79 58				
												264	A	Indiana St.	77 67				

LAST 12 Division I GAMES:																			
64	H	Toledo	85 47	124	A	Northern Ill.	81 78												
77	A	Ohio	74 72	149	H	Kent St.	88 84												
223	A	Eastern Mich.	95 72	205	H	Bowling Green	90 54												
20	H	Buffalo	86 79	91	A	Miami (OH)	84 66												
109	H	Western Mich.	74 70	77	H	Ohio	82 58												
211	A	Akron	95 86	42	A	Ball St.	69 65												

Non-Div I Games: Aquinas 96 47

Central Mich.

Average RPI Win: 309		WON-LOST RECORD	WINNING PCT. RANK	LAST 10 GAMES	STRENGTH OF SCHEDULE	OPP. STRENGTH OF SCHEDULE	TEAM RPI	ADJ. RPI	CONF. RPI	ADJ. CONF. RPI
Loss: 193										
DIV. I ONLY		7- 13	256	4- 6	327	324	305	305	27	27
DIV. I NON-CONF.		2- 6	280	0- 0	334	250	335	335	28	28
TOTALS		RPI 1-25		RPI 26-50	W-L RECORDS	RPI 51-100	RPI 101-999		RPI 201+	
7- 13	0- 0		0- 0	OVERALL	0- 2	7- 11	7- 6			
4- 5	0- 0		0- 0	HOME	0- 0	4- 5	4- 3			
3- 7	0- 0		0- 0	AWAY	0- 0	3- 3	3- 2			
0- 1	0- 0		0- 0	NEUTRAL	0- 0	0- 1	0- 0			
2- 6	0- 0		0- 0	NON-CONFERENCE	0- 1	2- 5	2- 3			
1- 2	0- 0		0- 0	HOME	0- 0	1- 2	1- 2			
1- 3	0- 0		0- 0	AWAY	0- 1	1- 2	1- 1			
0- 1	0- 0		0- 0	NEUTRAL	0- 0	0- 1	0- 0			
5- 7	0- 0		0- 0	CONFERENCE	0- 1	5- 6	5- 3			
3- 3	0- 0		0- 0	HOME	0- 0	3- 3	3- 1			
2- 4	0- 0		0- 0	AWAY	0- 1	2- 3	2- 2			
0- 0	0- 0		0- 0	NEUTRAL	0- 0	0- 0	0- 0			

RPI 1-25				RPI 26-50				RPI 51-100				RPI 101+ Team's RPI: 305			
RPI	S	Opponent	Score	RPI	S	Opponent	Score	RPI	S	Opponent	Score	RPI	S	Opponent	Score
								67	A	Georgia Tech	51 78	140	A	Clemson	30 66
								87	A	Liberty	53 63	154	N	Hartford	43 62
												156	A	Radford	57 74
												156	H	Radford	56 61
												173	H	High Point	74 75
												220	A	Gardner-Webb	52 68
												228	H	UNC Asheville	61 78
												246	A	Campbell	49 58
												246	H	Campbell	63 59
												262	H	Lipscomb	54 58
												270	A	Presbyterian	64 61
												298	A	Wofford	68 45
												303	A	FIU	70 77
												306	H	Coppin St.	72 58
												316	H	South Carolina St.	58 60
												342	H	Winthrop	81 45
												349	A	Longwood	78 61
												349	H	Longwood	73 57
LAST 12 Division I GAMES:															
				156	A	Radford	57 74	220	A	Gardner-Webb	52 68				
				246	H	Campbell	63 59	342	H	Winthrop	81 45				
				349	A	Longwood	78 61	156	H	Radford	56 61				
				270	A	Presbyterian	64 61	246	A	Campbell	49 58				
				173	H	High Point	74 75	87	A	Liberty	53 63				
				228	H	UNC Asheville	61 78	349	H	Longwood	73 57				

Non-Div I Games:	Erskine	79	43	Southern Wesleyan	94	56
------------------	---------	----	----	-------------------	----	----

Charleston So.

■ Loss, ■ Non-Conf, S Site, H Home A Away N Neutral

Average RPI Win:	253	WON-LOST	WINNING	LAST 10	STRENGTH OF	OPP. STRENGTH	TEAM	ADJ.	CONF.	ADJ CONF.
Average RPI Loss:	113	RECORD	PCT. RANK	GAMES	SCHEDULE	OF SCHEDULE	RPI	RPI	RPI	RPI
DIV. I ONLY	10- 13	210	6- 4	131	161	186	186	18	18	
DIV. I NON-CONF.	4- 9	249	1- 1	88	80	209	209	20	20	

TOTALS	RPI 1-25	RPI 26-50	W-L RECORDS	RPI 51-100	RPI 101-999	RPI 201+				
10- 13	0- 1	0- 2	OVERALL	1- 3	9- 7	7- 2				
7- 3	0- 0	0- 1	HOME	1- 2	6- 0	5- 0				
3- 8	0- 0	0- 0	AWAY	0- 1	3- 7	2- 2				
0- 2	0- 1	0- 1	NEUTRAL	0- 0	0- 0	0- 0				
4- 9	0- 1	0- 2	NON-CONFERENCE	1- 2	3- 4	3- 1				
3- 2	0- 0	0- 1	HOME	1- 1	2- 0	2- 0				
1- 5	0- 0	0- 0	AWAY	0- 1	1- 4	1- 1				
0- 2	0- 1	0- 1	NEUTRAL	0- 0	0- 0	0- 0				
6- 4	0- 0	0- 0	CONFERENCE	0- 1	6- 3	4- 1				
4- 1	0- 0	0- 0	HOME	0- 1	4- 0	3- 0				
2- 3	0- 0	0- 0	AWAY	0- 0	2- 3	1- 1				
0- 0	0- 0	0- 0	NEUTRAL	0- 0	0- 0	0- 0				

RPI 1-25				RPI 26-50				RPI 51-100				RPI 101+ Team's RPI: 186			
RPI	S	Opponent	Score	RPI	S	Opponent	Score	RPI	S	Opponent	Score	RPI	S	Opponent	Score
21	N	Iowa	64 77	26	H	Rutgers	54 77	56	H	Mercer	74 90	106	A	Wake Forest	69 71
				38	N	South Dakota St.	70 71	68	H	Duquesne	75 72	119	A	Middle Tenn.	45 64
								95	H	Rice	55 62	136	A	UTEP	58 67
								98	A	Arkansas	72 73	159	A	Davidson	66 68
												185	A	Wisconsin	66 80
												194	A	Southern Miss.	85 79
												194	H	Southern Miss.	66 56
												207	A	East Carolina	55 58
												222	A	North Texas	68 73
												228	A	UNC Asheville	51 47
												286	A	Old Dominion	63 60
												296	H	UTSA	88 75
												303	H	FIU	80 57
												306	H	Coppin St.	78 49
												316	H	South Carolina St.	64 49
												334	H	Marshall	67 61

LAST 12 Division I GAMES:															
				296	H	UTSA	88 75	222	A	North Texas	68 73				
				303	H	FIU	80 57	136	A	UTEP	58 67				
				334	H	Marshall	67 61	286	A	Old Dominion	63 60				
				119	A	Middle Tenn.	45 64	194	H	Southern Miss.	66 56				
				194	A	Southern Miss.	85 79	56	H	Mercer	74 90				
				95	H	Rice	55 62	316	H	South Carolina St.	64 49				

Non-Div I Games:

Charlotte

Loss, Non-Conf, S Site, H Home A Away N Neutral

Average RPI Win:	191	WON-LOST	WINNING	LAST 10	STRENGTH OF	OPP. STRENGTH	TEAM	ADJ.	CONF.	ADJ CONF.
Average RPI Loss:	91	RECORD	PCT. RANK	GAMES	SCHEDULE	OF SCHEDULE	RPI	RPI	RPI	RPI
DIV. I ONLY	15- 9	100	6- 4	119	107	100	100	17	17	
DIV. I NON-CONF.	9- 5	99	1- 1	59	50	61	61	16	16	

TOTALS	RPI 1-25	RPI 26-50	W-L RECORDS	RPI 51-100	RPI 101-999	RPI 201+				
15- 9	0- 1	1- 2	OVERALL	2- 2	12- 4	6- 0				
7- 4	0- 0	1- 1	HOME	0- 2	6- 1	3- 0				
5- 4	0- 1	0- 0	AWAY	1- 0	4- 3	3- 0				
3- 1	0- 0	0- 1	NEUTRAL	1- 0	2- 0	0- 0				
9- 5	0- 1	1- 2	NON-CONFERENCE	2- 1	6- 1	1- 0				
4- 2	0- 0	1- 1	HOME	0- 1	3- 0	1- 0				
2- 2	0- 1	0- 0	AWAY	1- 0	1- 1	0- 0				
3- 1	0- 0	0- 1	NEUTRAL	1- 0	2- 0	0- 0				
6- 4	0- 0	0- 0	CONFERENCE	0- 1	6- 3	5- 0				
3- 2	0- 0	0- 0	HOME	0- 1	3- 1	2- 0				
3- 2	0- 0	0- 0	AWAY	0- 0	3- 2	3- 0				
0- 0	0- 0	0- 0	NEUTRAL	0- 0	0- 0	0- 0				

RPI	S	Opponent	Score	RPI	S	Opponent	Score	RPI	S	Opponent	Score	RPI	S	Opponent	Score
12	A	Green Bay	30 60	34	N	Princeton	49 59	56	H	Mercer	50 71	122	A	ETSU	58 65
				40	H	UCF	57 58	63	H	Virginia Tech	44 64	122	H	ETSU	55 61
				45	H	FGCU	68 61	65	A	Indiana	64 61	133	N	Georgetown	54 41
								96	N	Auburn	50 41	161	H	Samford	68 58
												163	A	Florida	65 60
												179	A	Stetson	67 78
												184	N	Northwestern	61 44
												188	A	Furman	57 58
												196	H	UT Martin	87 82
												197	H	Hampton	64 52
												220	A	UNCG	73 57
												220	H	UNCG	49 42
												270	H	Presbyteria n	71 51
												298	A	Wofford	54 47
												312	A	Western Caro.	58 41
												312	H	Western Caro.	47 32

LAST 12 Division I GAMES:															
122	H	ETSU	55 61	298	A	Wofford	54 47								
220	A	UNCG	73 57	122	A	ETSU	58 65								
312	A	Western Caro.	58 41	312	H	Western Caro.	47 32								
56	H	Mercer	50 71	220	H	UNCG	49 42								
161	H	Samford	68 58	197	H	Hampton	64 52								
188	A	Furman	57 58	34	N	Princeton	49 59								

Non-Div I Games:

Chattanooga

Average RPI Win:	328	WON-LOST	WINNING	LAST 10	STRENGTH OF	OPP. STRENGTH	TEAM	ADJ.	CONF.	ADJ CONF.
Average RPI Loss:	206	RECORD	PCT. RANK	GAMES	SCHEDULE	OF SCHEDULE	RPI	RPI	RPI	RPI
DIV. I ONLY	1- 24	348	1- 9	229	340	338	338	31	31	
DIV. I NON-CONF.	0- 15	337	0- 2	203	286	339	339	31	31	

TOTALS	RPI 1-25	RPI 26-50	W-L RECORDS	RPI 51-100	RPI 101-999	RPI 201+				
1- 24	0- 0	0- 0	OVERALL	0- 2	1- 22	1- 14				
0- 11	0- 0	0- 0	HOME	0- 0	0- 11	0- 7				
1- 12	0- 0	0- 0	AWAY	0- 2	1- 10	1- 7				
0- 1	0- 0	0- 0	NEUTRAL	0- 0	0- 1	0- 0				
0- 15	0- 0	0- 0	NON-CONFERENCE	0- 2	0- 13	0- 5				
0- 7	0- 0	0- 0	HOME	0- 0	0- 7	0- 3				
0- 7	0- 0	0- 0	AWAY	0- 2	0- 5	0- 2				
0- 1	0- 0	0- 0	NEUTRAL	0- 0	0- 1	0- 0				
1- 9	0- 0	0- 0	CONFERENCE	0- 0	1- 9	1- 9				
0- 4	0- 0	0- 0	HOME	0- 0	0- 4	0- 4				
1- 5	0- 0	0- 0	AWAY	0- 0	1- 5	1- 5				
0- 0	0- 0	0- 0	NEUTRAL	0- 0	0- 0	0- 0				

RPI 1-25				RPI 26-50				RPI 51-100				RPI 101+				Team's RPI: 338	
RPI	S	Opponent	Score	RPI	S	Opponent	Score	RPI	S	Opponent	Score	RPI	S	Opponent	Score		
								84	A	Kansas St.	51	99	105	A	Western Ill.	54	71
								99	A	Wright St.	39	84	105	H	Western Ill.	45	83
												113	H	Milwaukee	59	84	
												124	H	Northern Ill.	59	80	
												153	A	Wichita St.	63	66	
												167	A	Pittsburgh	49	87	
												184	H	Northwestern	36	63	
												190	N	Oral Roberts	43	73	
												214	A	Illinois	56	66	
												215	H	Morehead St.	40	79	
												218	A	Seattle U	60	72	
												218	H	Seattle U	56	63	
												224	A	CSU Bakersfield	49	63	
												224	H	CSU Bakersfield	36	63	
												241	A	New Mexico St.	59	74	
												265	A	Grand Canyon	36	64	
												265	H	Grand Canyon	43	59	
												281	A	Valparaiso	60	71	
												307	H	Loyola Chicago	28	46	
												309	H	Jackson St.	69	87	
												318	A	UTRGV	44	81	
												328	A	Utah Valley	84	74	
												328	H	Utah Valley	30	68	

LAST 12 Division I GAMES:																	
218	A	Seattle U	60	72	265	A	Grand Canyon	36	64								
328	A	Utah Valley	84	74	328	H	Utah Valley	30	68								
265	H	Grand Canyon	43	59	218	H	Seattle U	56	63								
224	H	CSU Bakersfield	36	63	241	A	New Mexico St.	59	74								
318	A	UTRGV	44	81	167	A	Pittsburgh	49	87								
224	A	CSU Bakersfield	49	63	113	H	Milwaukee	59	84								

Non-Div I Games:

Chicago St.

Clemson				Through Games Of Feb. 12, 2018						
Average RPI Win: 249		WON-LOST RECORD	WINNING PCT. RANK	LAST 10 GAMES	STRENGTH OF SCHEDULE	OPP. STRENGTH OF SCHEDULE	TEAM RPI	ADJ. RPI	CONF. RPI	ADJ CONF. RPI
Average RPI Loss: 49										
DIV. I ONLY		11- 15	217	1- 9	59	65	140	140	1	1
DIV. I NON-CONF.		10- 3	52	0- 0	219	297	109	109	1	1

TOTALS		RPI 1-25	RPI 26-50	W-L RECORDS		RPI 51-100	RPI 101-999	RPI 201+		
11- 15		0- 7	0- 3	OVERALL		1- 2	10- 3	9- 0		
7- 7		0- 4	0- 1	HOME		0- 1	7- 1	7- 0		
3- 6		0- 2	0- 2	AWAY		1- 1	2- 1	1- 0		
1- 2		0- 1	0- 0	NEUTRAL		0- 0	1- 1	1- 0		
10- 3		0- 2	0- 0	NON-CONFERENCE		1- 0	9- 1	8- 0		
6- 1		0- 1	0- 0	HOME		0- 0	6- 0	6- 0		
3- 0		0- 0	0- 0	AWAY		1- 0	2- 0	1- 0		
1- 2		0- 1	0- 0	NEUTRAL		0- 0	1- 1	1- 0		
1- 12		0- 5	0- 3	CONFERENCE		0- 2	1- 2	1- 0		
1- 6		0- 3	0- 1	HOME		0- 1	1- 1	1- 0		
0- 6		0- 2	0- 2	AWAY		0- 1	0- 1	0- 0		
0- 0		0- 0	0- 0	NEUTRAL		0- 0	0- 0	0- 0		

RPI 1-25				RPI 26-50				RPI 51-100				RPI 101+ Team's RPI: 140			
RPI	S	Opponent	Score	RPI	S	Opponent	Score	RPI	S	Opponent	Score	RPI	S	Opponent	Score
2	A	Notre Dame	37 90	28	A	Virginia	41 70	66	A	Nebraska	67 66	104	A	North Carolina	52 59
4	A	Louisville	46 65	36	A	Syracuse	51 86	67	A	Georgia Tech	33 66	129	N	Central Ark.	47 53
5	H	Florida St.	47 69	47	H	Miami (FL)	60 72	67	H	Georgia Tech	48 60	157	A	Louisiana Tech	55 47
16	H	Duke	35 60									167	H	Pittsburgh	42 58
18	H	South Carolina	36 66									208	H	Boston College	65 61
19	H	NC State	41 62									210	H	Jacksonville St.	53 45
20	N	Buffalo	41 61									263	H	Prairie View	64 58
												293	H	Monmouth	57 54
												301	H	Kennesaw St.	41 28
												303	A	FIU	67 65
												305	H	Charleston So.	66 30
												316	H	South Carolina St.	56 48
												317	N	Detroit Mercy	72 44

LAST 12 Division I GAMES:															
16	H	Duke	35 60	2	A	Notre Dame	37 90	208	H	Boston College	65 61				
4	A	Louisville	46 65	47	H	Miami (FL)	60 72	47	H	Miami (FL)	60 72				
67	H	Georgia Tech	48 60	104	A	North Carolina	52 59	104	A	North Carolina	52 59				
167	H	Pittsburgh	42 58	28	A	Virginia	41 70	28	A	Virginia	41 70				
19	H	NC State	41 62	5	H	Florida St.	47 69	5	H	Florida St.	47 69				
36	A	Syracuse	51 86												

Non-Div I Games:

Cleveland and St.

Cleveland and St.				Through Games Of Feb. 12, 2018						
Average RPI Win:	247	WON-LOST	WINNING	LAST 10	STRENGTH OF	OPP. STRENGTH	TEAM	ADJ.	CONF.	ADJ CONF.
Average RPI Loss:	83	RECORD	PCT. RANK	GAMES	SCHEDULE	OF SCHEDULE	RPI	RPI	RPI	RPI
DIV. I ONLY	17- 8	71	6- 4	250	182	128	128	11	11	
DIV. I NON-CONF.	8- 3	65	0- 0	245	229	112	112	15	15	

TOTALS	RPI 1-25	RPI 26-50	W-L RECORDS	RPI 51-100	RPI 101-999	RPI 201+				
17- 8	0- 1	0- 1	OVERALL	2- 3	15- 3	14- 0				
9- 3	0- 0	0- 1	HOME	2- 1	7- 1	7- 0				
7- 4	0- 1	0- 0	AWAY	0- 2	7- 1	7- 0				
1- 1	0- 0	0- 0	NEUTRAL	0- 0	1- 1	0- 0				
8- 3	0- 0	0- 1	NON-CONFERENCE	1- 1	7- 1	6- 0				
4- 1	0- 0	0- 1	HOME	1- 0	3- 0	3- 0				
3- 1	0- 0	0- 0	AWAY	0- 1	3- 0	3- 0				
1- 1	0- 0	0- 0	NEUTRAL	0- 0	1- 1	0- 0				
9- 5	0- 1	0- 0	CONFERENCE	1- 2	8- 2	8- 0				
5- 2	0- 0	0- 0	HOME	1- 1	4- 1	4- 0				
4- 3	0- 1	0- 0	AWAY	0- 1	4- 1	4- 0				
0- 0	0- 0	0- 0	NEUTRAL	0- 0	0- 0	0- 0				

RPI 1-25				RPI 26-50				RPI 51-100				RPI 101+ Team's RPI: 128			
RPI	S	Opponent	Score	RPI	S	Opponent	Score	RPI	S	Opponent	Score	RPI	S	Opponent	Score
12	A	Green Bay	43 69	42	H	Ball St.	64 76	64	A	Toledo	56 65	103	N	Saint Louis	64 80
								69	A	IUPUI	56 94	113	A	Milwaukee	72 79
								69	H	IUPUI	64 77	158	N	Louisiana	54 45
								77	H	Ohio	71 64	195	H	Youngstown St.	52 66
								99	H	Wright St.	71 70	219	A	Oakland	86 66
												219	H	Oakland	70 62
												223	H	Eastern Mich.	77 65
												244	A	Northern Ky.	70 65
												244	H	Northern Ky.	72 49
												245	A	Niagara	70 61
												247	A	Bradley	67 65
												255	A	Illinois St.	56 47
												317	A	Detroit Mercy	90 76
												317	H	Detroit Mercy	75 50
												327	A	Ill.-Chicago	64 42
												327	H	Ill.-Chicago	70 67
												334	H	Marshall	85 76
												346	H	Eastern Ill.	77 69

LAST 12 Division I GAMES:															
69	A	IUPUI	56 94	195	H	Youngstown St.	52 66								
327	A	Ill.-Chicago	64 42	244	A	Northern Ky.	70 65								
219	A	Oakland	86 66	12	A	Green Bay	43 69								
317	A	Detroit Mercy	90 76	113	A	Milwaukee	72 79								
244	H	Northern Ky.	72 49	327	H	Ill.-Chicago	70 67								
99	H	Wright St.	71 70	69	H	IUPUI	64 77								

Non-Div I Games:

Cleveland and St.

Average RPI Win:	265	WON-LOST	WINNING	LAST 10	STRENGTH OF	OPP. STRENGTH	TEAM	ADJ.	CONF.	ADJ CONF.
Average RPI Loss:	170	RECORD	PCT. RANK	GAMES	SCHEDULE	OF SCHEDULE	RPI	RPI	RPI	RPI
DIV. I ONLY	10- 12	204	4- 6	298	251	275	275	23	23	
DIV. I NON-CONF.	4- 5	202	0- 0	330	239	330	330	23	23	

TOTALS	RPI 1-25	RPI 26-50	W-L RECORDS	RPI 51-100	RPI 101-999	RPI 201+				
10- 12	0- 0	0- 1	OVERALL	0- 1	10- 10	7- 4				
9- 4	0- 0	0- 0	HOME	0- 0	9- 4	7- 2				
1- 5	0- 0	0- 0	AWAY	0- 0	1- 5	0- 1				
0- 3	0- 0	0- 1	NEUTRAL	0- 1	0- 1	0- 1				
4- 5	0- 0	0- 1	NON-CONFERENCE	0- 1	4- 3	4- 3				
4- 2	0- 0	0- 0	HOME	0- 0	4- 2	4- 2				
0- 0	0- 0	0- 0	AWAY	0- 0	0- 0	0- 0				
0- 3	0- 0	0- 1	NEUTRAL	0- 1	0- 1	0- 1				
6- 7	0- 0	0- 0	CONFERENCE	0- 0	6- 7	3- 1				
5- 2	0- 0	0- 0	HOME	0- 0	5- 2	3- 0				
1- 5	0- 0	0- 0	AWAY	0- 0	1- 5	0- 1				
0- 0	0- 0	0- 0	NEUTRAL	0- 0	0- 0	0- 0				

RPI 1-25	RPI 26-50	RPI 51-100	RPI 101+	Team's RPI: 275
RPI S Opponent Score	RPI S Opponent Score	RPI S Opponent Score	RPI S Opponent Score	
	36 N Syracuse 57 69	66 N Nebraska 47 55	114 H Little Rock 49 51	
			121 A South Ala. 62 68	
			152 A Texas St. 69 78	
			152 H Texas St. 65 64	
			158 A Louisiana 55 59	
			166 A Troy 97 92	
			177 A UT Arlington 63 65	
			177 H UT Arlington 89 76	
			187 H Arkansas St. 63 70	
			220 H UNCG 54 60	
			222 N North Texas 34 50	
			254 H Col. of Charleston 70 72	
			272 H Appalachian St. 73 68	
			282 H UNCW 57 41	
			298 H Wofford 67 51	
			320 H Fort Wayne 67 58	
			321 H Georgia St. 64 49	
			323 H Ga. Southern 54 51	
			335 H N.C. Central 68 65	
			336 A La.-Monroe 56 62	
LAST 12 Division I GAMES:				
	272 H Appalachian St. 73 68	121 A South Ala. 62 68		
	177 A UT Arlington 63 65	321 H Georgia St. 64 49		
	152 A Texas St. 69 78	323 H Ga. Southern 54 51		
	114 H Little Rock 49 51	158 A Louisiana 55 59		
	187 H Arkansas St. 63 70	336 A La.-Monroe 56 62		
	166 A Troy 97 92	152 H Texas St. 65 64		

Non-Div I Games: Lees-McRae 73 47 Allen 93 49

Coastal Caro.

Average RPI Win:	268	WON-LOST	WINNING	LAST 10	STRENGTH OF	OPP. STRENGTH	TEAM	ADJ.	CONF.	ADJ CONF.
Average RPI Loss:	132	RECORD	PCT. RANK	GAMES	SCHEDULE	OF SCHEDULE	RPI	RPI	RPI	RPI
DIV. I ONLY	6- 19	300	1- 9	127	174	254	254	10	10	
DIV. I NON-CONF.	4- 7	226	0- 0	199	188	233	233	12	12	

TOTALS	RPI 1-25	RPI 26-50	W-L RECORDS	RPI 51-100	RPI 101-999	RPI 201+				
6- 19	0- 1	0- 1	OVERALL	0- 6	6- 11	6- 5				
2- 10	0- 0	0- 0	HOME	0- 3	2- 7	2- 4				
4- 9	0- 1	0- 1	AWAY	0- 3	4- 4	4- 1				
0- 0	0- 0	0- 0	NEUTRAL	0- 0	0- 0	0- 0				
4- 7	0- 1	0- 1	NON-CONFERENCE	0- 1	4- 4	4- 2				
2- 3	0- 0	0- 0	HOME	0- 0	2- 3	2- 2				
2- 4	0- 1	0- 1	AWAY	0- 1	2- 1	2- 0				
0- 0	0- 0	0- 0	NEUTRAL	0- 0	0- 0	0- 0				
2- 12	0- 0	0- 0	CONFERENCE	0- 5	2- 7	2- 3				
0- 7	0- 0	0- 0	HOME	0- 3	0- 4	0- 2				
2- 5	0- 0	0- 0	AWAY	0- 2	2- 3	2- 1				
0- 0	0- 0	0- 0	NEUTRAL	0- 0	0- 0	0- 0				

RPI 1-25				RPI 26-50				RPI 51-100				RPI 101+ Team's RPI: 254			
RPI	S	Opponent	Score	RPI	S	Opponent	Score	RPI	S	Opponent	Score	RPI	S	Opponent	Score
18	A	South Carolina	43 69	29	A	Central Mich.	58 79	54	A	Michigan St.	43 107	106	H	Wake Forest	40 77
								60	A	Elon	44 97	118	H	Delaware	59 68
								60	H	Elon	55 77	134	A	William & Mary	66 79
								62	H	Drexel	53 80	134	H	William & Mary	54 68
								75	A	James Madison	53 67	137	A	Northeastern	37 59
								75	H	James Madison	45 67	188	A	Furman	58 72
												229	A	North Florida	73 69
												242	A	Hofstra	60 65
												242	H	Hofstra	60 75
												246	H	Campbell	45 53
												260	A	Towson	80 67
												260	H	Towson	58 83
												262	H	Lipscomb	85 69
												272	H	Appalachian St.	70 76
												275	A	Coastal Caro.	72 70
												282	A	UNCW	72 63
												298	H	Wofford	59 51
LAST 12 Division I GAMES:															
60	A	Elon	44 97	260	H	Towson	58 83								
282	A	UNCW	72 63	75	H	James Madison	45 67								
62	H	Drexel	53 80	242	A	Hofstra	60 65								
60	H	Elon	55 77	137	A	Northeastern	37 59								
75	A	James Madison	53 67	118	H	Delaware	59 68								
134	A	William & Mary	66 79	242	H	Hofstra	60 75								

Non-Div I Games:

Col. of Charleston

C
o
l
g
a
t
e

Colgate		Through Games Of Feb. 12, 2018									
Average RPI	Win: 291	WON-LOST	WINNING	LAST 10	STRENGTH OF	OPP. STRENGTH	TEAM	ADJ.	CONF.	ADJ CONF.	
Average RPI	Loss: 151	RECORD	PCT. RANK	GAMES	SCHEDULE	OF SCHEDULE	RPI	RPI	RPI	RPI	
DIV. I ONLY	4- 20	321	0- 10	125	248	278	278	14	14		
DIV. I NON-CONF.	4- 7	226	0- 0	246	315	241	241	18	18		

TOTALS	RPI 1-25	RPI 26-50	W-L RECORDS	RPI 51-100	RPI 101-999	RPI 201+					
4- 20	0- 0	0- 2	OVERALL	0- 4	4- 14	4- 6					
1- 10	0- 0	0- 0	HOME	0- 2	1- 8	1- 3					
3- 10	0- 0	0- 2	AWAY	0- 2	3- 6	3- 3					
0- 0	0- 0	0- 0	NEUTRAL	0- 0	0- 0	0- 0					
4- 7	0- 0	0- 2	NON-CONFERENCE	0- 0	4- 5	4- 3					
1- 3	0- 0	0- 0	HOME	0- 0	1- 3	1- 2					
3- 4	0- 0	0- 2	AWAY	0- 0	3- 2	3- 1					
0- 0	0- 0	0- 0	NEUTRAL	0- 0	0- 0	0- 0					
0- 13	0- 0	0- 0	CONFERENCE	0- 4	0- 9	0- 3					
0- 7	0- 0	0- 0	HOME	0- 2	0- 5	0- 1					
0- 6	0- 0	0- 0	AWAY	0- 2	0- 4	0- 2					
0- 0	0- 0	0- 0	NEUTRAL	0- 0	0- 0	0- 0					

RPI 1-25				RPI 26-50				RPI 51-100				RPI 101+ Team's RPI: 278			
RPI	S	Opponent	Score	RPI	S	Opponent	Score	RPI	S	Opponent	Score	RPI	S	Opponent	Score
				33	A	Arizona St.	54 65	59	A	American	44 67	117	A	Yale	56 82
				36	A	Syracuse	39 79	59	H	American	55 77	125	H	Brown	73 83
								82	A	Navy	54 70	127	A	Bucknell I	57 77
								82	H	Navy	42 69	127	H	Bucknell I	42 63
												160	H	Lehigh	51 59
												176	H	Army West Point	54 62
												199	A	Boston U.	64 66
												199	H	Boston U.	49 62
												206	H	Siena	70 73
												231	A	Loyola Maryland	55 70
												236	A	Lafayette	48 63
												243	H	Holy Cross	64 71
												245	H	Niagara	44 81
												260	A	Towson	65 61
												267	A	Cornell I	74 70
												274	A	Fairleigh Dickinson	51 61
												289	A	Canisius	70 63
												347	H	UMass Lowell	84 64

LAST 12 Division I GAMES:															
				127	H	Bucknell I	42 63	160	H	Lehigh	51 59				
				199	A	Boston U.	64 66	127	A	Bucknell I	57 77				
				82	H	Navy	42 69	199	H	Boston U.	49 62				
				59	A	American	44 67	82	A	Navy	54 70				
				176	H	Army West Point	54 62	236	A	Lafayette	48 63				
				231	A	Loyola Maryland	55 70	59	H	American	55 77				

Non-Div I Games:

Colgate

C
o
l
g
a
t
e

Col orado				Through Games Of Feb. 12, 2018								
Average RPI	Win:	193	WON-LOST	WINNING	LAST 10	STRENGTH OF	OPP. STRENGTH	TEAM	ADJ.	CONF.	ADJ CONF.	
Average RPI	Loss:	70	RECORD	PCT. RANK	GAMES	SCHEDULE	OF SCHEDULE	RPI	RPI	RPI	RPI	
DIV. I ONLY		11- 13	198	1- 9		109	46	142	142	5	5	
DIV. I NON-CONF.		8- 2	44	0- 0		238	106	82	82	3	3	

TOTALS		RPI 1-25		RPI 26-50		W-L RECORDS		RPI 51-100		RPI 101-999		RPI 201+
11- 13		0- 3		1- 5		OVERALL		1- 2		9- 3		5- 1
6- 7		0- 2		1- 3		HOME		0- 1		5- 1		4- 0
5- 6		0- 1		0- 2		AWAY		1- 1		4- 2		1- 1
0- 0		0- 0		0- 0		NEUTRAL		0- 0		0- 0		0- 0
8- 2		0- 0		1- 0		NON-CONFERENCE		0- 0		7- 2		4- 0
5- 1		0- 0		1- 0		HOME		0- 0		4- 1		3- 0
3- 1		0- 0		0- 0		AWAY		0- 0		3- 1		1- 0
0- 0		0- 0		0- 0		NEUTRAL		0- 0		0- 0		0- 0
3- 11		0- 3		0- 5		CONFERENCE		1- 2		2- 1		1- 1
1- 6		0- 2		0- 3		HOME		0- 1		1- 0		1- 0
2- 5		0- 1		0- 2		AWAY		1- 1		1- 1		0- 1
0- 0		0- 0		0- 0		NEUTRAL		0- 0		0- 0		0- 0

RPI 1-25				RPI 26-50				RPI 51-100				RPI 101+ Team's RPI: 142			
RPI	S	Opponent	Score	RPI	S	Opponent	Score	RPI	S	Opponent	Score	RPI	S	Opponent	Score
10	H	UCLA	55 93	33	A	Arizona St.	59 73	88	A	Washington St.	75 89	104	A	North Carolina	80 87
11	H	Oregon	55 74	33	H	Arizona St.	47 72	92	A	Utah	69 65	110	H	George Mason	76 61
14	A	Stanford	53 62	35	A	Cal i forn i a	76 78	92	H	Utah	74 78	115	A	Colorado St.	70 67
				46	H	Oregon St.	71 86					116	H	Dartmouth	75 81
				47	H	Mi ami (FL)	67 61					161	A	Samford	71 60
				50	H	Southern Cal i forn i a	51 86					174	A	Washing ton	66 61

LAST 12 Di vi si on I GAMES:															
14	A	Stanford	53 62	33	A	Ari zona St.	59 73	277	A	Ari zona	63 72				
35	A	Cal i forn i a	76 78	10	H	UCLA	55 93	50	H	Southern Cal i forn i a	51 86				
92	H	Utah	74 78	174	A	Washi ngton	66 61	88	A	Washi ngton St.	75 89				
92	A	Utah	69 65												
46	H	Oregon St.	71 86												
11	H	Oregon	55 74												

Non-Di v I Games: Westminster (MO) 106 47

Average RPI Win:	206	WON-LOST	WINNING	LAST 10	STRENGTH OF	OPP. STRENGTH	TEAM	ADJ.	CONF.	ADJ CONF.
Average RPI Loss:	115	RECORD	PCT. RANK	GAMES	SCHEDULE	OF SCHEDULE	RPI	RPI	RPI	RPI
DIV. I ONLY	17- 7	62	8- 2	203	116	115	115	16	16	
DIV. I NON-CONF.	7- 3	74	0- 0	116	139	110	110	14	14	
<hr/>										
TOTALS	RPI 1-25	RPI 26-50	W-L RECORDS	RPI 51-100	RPI 101-999	RPI 201+				
17- 7	0- 0	2- 1	OVERALL	2- 2	13- 4	10- 0				
10- 5	0- 0	1- 1	HOME	1- 1	8- 3	7- 0				
7- 2	0- 0	1- 0	AWAY	1- 1	5- 1	3- 0				
0- 0	0- 0	0- 0	NEUTRAL	0- 0	0- 0	0- 0				
7- 3	0- 0	2- 1	NON-CONFERENCE	0- 0	5- 2	3- 0				
5- 3	0- 0	1- 1	HOME	0- 0	4- 2	3- 0				
2- 0	0- 0	1- 0	AWAY	0- 0	1- 0	0- 0				
0- 0	0- 0	0- 0	NEUTRAL	0- 0	0- 0	0- 0				
10- 4	0- 0	0- 0	CONFERENCE	2- 2	8- 2	7- 0				
5- 2	0- 0	0- 0	HOME	1- 1	4- 1	4- 0				
5- 2	0- 0	0- 0	AWAY	1- 1	4- 1	3- 0				
0- 0	0- 0	0- 0	NEUTRAL	0- 0	0- 0	0- 0				

RPI 1-25				RPI 26-50				RPI 51-100				RPI 101+				Team's RPI: 115
RPI	S	Opponent	Score	RPI	S	Opponent	Score	RPI	S	Opponent	Score	RPI	S	Opponent	Score	
				30	H	Oklahoma	46 78	71	A	Wyoming	64 53	126	H	BYU	56 54	
				31	A	Northern Colo.	55 44	71	H	Wyoming	49 53	142	H	Colorado	67 70	
				49	H	Gonzaga	65 49	86	H	New Mexico	74 71	145	A	Fresno St.	45 56	
								90	A	UNLV	52 56	150	H	Idaho	69 83	
												175	H	Boise St.	58 62	
												180	A	Denver	61 56	
												189	A	Nevada	65 59	
												250	A	San Jose St.	73 66	
												250	H	San Jose St.	63 48	
												251	A	San Diego St.	65 63	
												251	H	San Diego St.	72 43	
												261	H	Morgan St.	60 44	
												263	H	Prairie View	71 59	
												297	H	Utah St.	56 45	
												310	A	Air Force	40 39	
												310	H	Air Force	61 50	
												335	H	N.C. Central	85 48	
<hr/>																
LAST 12 Division I GAMES:																
				250	A	San Jose St.	73 66	90	A	UNLV	52 56					
				310	H	Air Force	61 50	310	A	Air Force	40 39					
				189	A	Nevada	65 59	71	H	Wyoming	49 53					
				71	A	Wyoming	64 53	297	H	Utah St.	56 45					
				86	H	New Mexico	74 71	145	A	Fresno St.	45 56					
				251	H	San Diego St.	72 43	251	A	San Diego St.	65 63					

Non-Div I Games: Eastern N.M. 75 35

Colorado St.

■ Loss,
 ■ Non-Conf, S Site,
 ■ Home
 ■ Away
 N Neutral

Average RPI Win:	234	WON-LOST	WINNING	LAST 10	STRENGTH OF	OPP. STRENGTH	TEAM	ADJ.	CONF.	ADJ CONF.
Average RPI Loss:	111	RECORD	PCT. RANK	GAMES	SCHEDULE	OF SCHEDULE	RPI	RPI	RPI	RPI
DIV. I ONLY	7- 16	274	1- 9	94	137	209	209	9	9	
DIV. I NON-CONF.	6- 9	214	1- 3	118	143	171	171	9	9	

TOTALS	RPI 1-25	RPI 26-50	W-L RECORDS	RPI 51-100	RPI 101-999	RPI 201+				
7- 16	0- 3	0- 2	OVERALL	0- 4	7- 7	5- 2				
3- 5	0- 1	0- 0	HOME	0- 0	3- 4	2- 1				
4- 8	0- 0	0- 1	AWAY	0- 4	4- 3	3- 1				
0- 3	0- 2	0- 1	NEUTRAL	0- 0	0- 0	0- 0				
6- 9	0- 3	0- 1	NON-CONFERENCE	0- 2	6- 3	4- 1				
3- 2	0- 1	0- 0	HOME	0- 0	3- 1	2- 0				
3- 4	0- 0	0- 0	AWAY	0- 2	3- 2	2- 1				
0- 3	0- 2	0- 1	NEUTRAL	0- 0	0- 0	0- 0				
1- 7	0- 0	0- 1	CONFERENCE	0- 2	1- 4	1- 1				
0- 3	0- 0	0- 0	HOME	0- 0	0- 3	0- 1				
1- 4	0- 0	0- 1	AWAY	0- 2	1- 1	1- 0				
0- 0	0- 0	0- 0	NEUTRAL	0- 0	0- 0	0- 0				

RPI 1-25				RPI 26-50				RPI 51-100				RPI 101+ Team's RPI: 209			
RPI	S	Opponent	Score	RPI	S	Opponent	Score	RPI	S	Opponent	Score	RPI	S	Opponent	Score
3	N	Mississippi St.	54 90	33	N	Arizona St.	48 72	61	A	Houston	53 77	112	H	Saint Francis (PA)	94 81
12	N	Green Bay	43 61	34	A	Princeton	47 69	74	A	Penn	51 70	116	A	Dartmouth	65 88
20	H	Buffalo	63 65					78	A	Harvard	67 85	117	H	Yale	50 73
								95	A	Rice	44 67	125	H	Brown	80 84
												192	A	Providence	73 64
												197	A	Hampton	58 60
												200	H	Richmond	79 85
												208	H	Boston College	68 60
												242	H	Hofstra	75 53
												267	A	Cornell	72 54
												267	H	Cornell	47 57
												290	A	Vermont	73 66
												329	A	UMBC	60 44
												347	A	UMass Lowell	70 77

LAST 12 Division I GAMES:															
125	H	Brown	80 84	74	A	Penn	51 70								
117	H	Yale	50 73	34	A	Princeton	47 69								
116	A	Dartmouth	65 88	197	A	Hampton	58 60								
78	A	Harvard	67 85	95	A	Rice	44 67								
267	A	Cornell	72 54	61	A	Houston	53 77								
267	H	Cornell	47 57	242	H	Hofstra	75 53								

Non-Div I Games:

Columbi a

Average RPI Win:	302	WON-LOST	WINNING	LAST 10	STRENGTH OF	OPP. STRENGTH	TEAM	ADJ.	CONF.	ADJ CONF.
Average RPI Loss:	180	RECORD	PCT. RANK	GAMES	SCHEDULE	OF SCHEDULE	RPI	RPI	RPI	RPI
DIV. I ONLY	6- 18	294	4- 6	207	330	306	306	30	30	
DIV. I NON-CONF.	1- 11	331	0- 0	91	201	287	287	30	30	

TOTALS	RPI 1-25	RPI 26-50	W-L RECORDS	RPI 51-100	RPI 101-999	RPI 201+				
6- 18	0- 3	0- 0	OVERALL	0- 1	6- 14	6- 8				
6- 2	0- 1	0- 0	HOME	0- 0	6- 1	6- 0				
0- 14	0- 0	0- 0	AWAY	0- 0	0- 3	0- 3				
0- 2	0- 1	0- 0	NEUTRAL	0- 0	0- 1	0- 1				
1- 11	0- 3	0- 0	NON-CONFERENCE	0- 1	1- 7	1- 4				
1- 1	0- 1	0- 0	HOME	0- 0	1- 0	1- 0				
0- 8	0- 1	0- 0	AWAY	0- 1	0- 6	0- 3				
0- 2	0- 1	0- 0	NEUTRAL	0- 0	0- 1	0- 1				
5- 7	0- 0	0- 0	CONFERENCE	0- 0	5- 7	5- 4				
5- 1	0- 0	0- 0	HOME	0- 0	5- 1	5- 0				
0- 6	0- 0	0- 0	AWAY	0- 0	0- 6	0- 4				
0- 0	0- 0	0- 0	NEUTRAL	0- 0	0- 0	0- 0				

RPI 1-25				RPI 26-50				RPI 51-100				RPI 101+				Team's RPI: 306
RPI	S	Opponent	Score	RPI	S	Opponent	Score	RPI	S	Opponent	Score	RPI	S	Opponent	Score	
8	A	Baylor	54 100					51	A	West Virginia	43 101	119	A	Middle Tenn.	39 69	
13	H	Maryland	49 113									123	A	Bethune-Cookman	38 64	
15	N	Missouri	50 73									132	A	SFA	59 72	
												186	A	Charlotte	49 78	
												197	A	Hampton	35 67	
												197	H	Hampton	48 83	
												204	A	Norfolk St.	57 71	
												216	A	N.C. A&T	63 64	
												253	N	Manhattan	56 74	
												261	H	Morgan St.	55 53	
												269	H	Mt. St. Mary's	68 54	
												280	H	UMES	69 63	
												286	A	Old Dominion	67 75	
												288	A	VCU	47 62	
												305	A	Charleston So.	58 72	
												316	A	South Carolina St.	65 67	
												316	H	South Carolina St.	56 39	
												335	A	N.C. Central	52 60	
												341	H	Savannah St.	66 57	
												344	H	Florida A&M	62 56	

LAST 12 Division I GAMES:																
197	H	Hampton	48 83	261	H	Morgan St.	55 53									
316	A	South Carolina St.	65 67	216	A	N.C. A&T	63 64									
123	A	Bethune-Cookman	38 64	335	A	N.C. Central	52 60									
197	A	Hampton	35 67	344	H	Florida A&M	62 56									
280	H	UMES	69 63	341	H	Savannah St.	66 57									
316	H	South Carolina St.	56 39	204	A	Norfolk St.	57 71									

Non-Div I Games:

Coppin St.

Average RPI Win:	252	WON-LOST	WINNING	LAST 10	STRENGTH OF	OPP. STRENGTH	TEAM	ADJ.	CONF.	ADJ CONF.
Average RPI Loss:	154	RECORD	PCT. RANK	GAMES	SCHEDULE	OF SCHEDULE	RPI	RPI	RPI	RPI
DIV. I ONLY	6- 15	284	4- 6	247	178	267	267	9	9	
DIV. I NON-CONF.	4- 9	249	2- 2	326	293	302	302	9	9	

TOTALS	RPI 1-25	RPI 26-50	W-L RECORDS	RPI 51-100	RPI 101-999	RPI 201+				
6- 15	0- 0	0- 1	OVERALL	0- 3	6- 11	4- 5				
2- 7	0- 0	0- 0	HOME	0- 0	2- 7	0- 4				
4- 8	0- 0	0- 1	AWAY	0- 3	4- 4	4- 1				
0- 0	0- 0	0- 0	NEUTRAL	0- 0	0- 0	0- 0				
4- 9	0- 0	0- 0	NON-CONFERENCE	0- 1	4- 8	3- 4				
1- 5	0- 0	0- 0	HOME	0- 0	1- 5	0- 3				
3- 4	0- 0	0- 0	AWAY	0- 1	3- 3	3- 1				
0- 0	0- 0	0- 0	NEUTRAL	0- 0	0- 0	0- 0				
2- 6	0- 0	0- 1	CONFERENCE	0- 2	2- 3	1- 1				
1- 2	0- 0	0- 0	HOME	0- 0	1- 2	0- 1				
1- 4	0- 0	0- 1	AWAY	0- 2	1- 1	1- 0				
0- 0	0- 0	0- 0	NEUTRAL	0- 0	0- 0	0- 0				

RPI 1-25				RPI 26-50				RPI 51-100				RPI 101+ Team's RPI: 267			
RPI	S	Opponent	Score	RPI	S	Opponent	Score	RPI	S	Opponent	Score	RPI	S	Opponent	Score
				34	A	Princeton	54 75	62	A	Drexel	39 61	116	A	Dartmouth	40 55
								74	A	Penn	48 68	117	H	Yale	55 65
								78	A	Harvard	58 80	125	H	Brown	70 68
												148	H	Binghamton	58 66
												160	H	Lehigh	57 62
												167	A	Pittsburgh	39 51
												183	A	New Hampshire	45 48
												198	H	Stony Brook	48 40
												209	A	Columbia	57 47
												209	H	Columbia	54 72
												219	H	Oakland	77 79
												231	A	Loyola Maryland	63 78
												236	H	Lafayette	58 59
												278	H	Colgate	70 74
												289	A	Canisius	67 59
												343	A	NJIT	61 46
												347	A	UMass Lowell	71 53
LAST 12 Division I GAMES:															
				117	H	Yale	55 65	34	A	Princeton	54 75				
				125	H	Brown	70 68	74	A	Penn	48 68				
				78	A	Harvard	58 80	343	A	NJIT	61 46				
				116	A	Dartmouth	40 55	347	A	UMass Lowell	71 53				
				209	H	Columbia	54 72	183	A	New Hampshire	45 48				
				209	A	Columbia	57 47	62	A	Drexel	39 61				

Non-Div I Games:

Cornell

Creighton				Through Games Of Feb. 12, 2018							
Average RPI	Win:	118	WON-LOST	WINNING	LAST 10	STRENGTH OF	OPP. STRENGTH	TEAM	ADJ.	CONF.	ADJ CONF.
Average RPI	Loss:	56	RECORD	PCT. RANK	GAMES	SCHEDULE	OF SCHEDULE	RPI	RPI	RPI	RPI
DIV. I ONLY			15- 9	100	6- 4	20	26	37	37	6	6
DIV. I NON-CONF.			6- 4	122	0- 0	11	15	37	37	6	6

TOTALS	RPI 1-25			RPI 26-50		W-L RECORDS	RPI 51-100	RPI 101-999		RPI 201+	
15- 9	1- 4			2- 1		OVERALL	3- 2	9- 2		2- 0	
8- 3	1- 2			1- 1		HOME	1- 0	5- 0		0- 0	
7- 4	0- 1			1- 0		AWAY	2- 2	4- 1		2- 0	
0- 2	0- 1			0- 0		NEUTRAL	0- 0	0- 1		0- 0	
6- 4	0- 2			1- 0		NON-CONFERENCE	2- 1	3- 1		1- 0	
3- 1	0- 1			1- 0		HOME	0- 0	2- 0		0- 0	
3- 1	0- 0			0- 0		AWAY	2- 1	1- 0		1- 0	
0- 2	0- 1			0- 0		NEUTRAL	0- 0	0- 1		0- 0	
9- 5	1- 2			1- 1		CONFERENCE	1- 1	6- 1		1- 0	
5- 2	1- 1			0- 1		HOME	1- 0	3- 0		0- 0	
4- 3	0- 1			1- 0		AWAY	0- 1	3- 1		1- 0	
0- 0	0- 0			0- 0		NEUTRAL	0- 0	0- 0		0- 0	

RPI 1-25				RPI 26-50				Team's RPI: 37				RPI 51-100				RPI 101+			
RPI	S	Opponent	Score	RPI	S	Opponent	Score	RPI	S	Opponent	Score	RPI	S	Opponent	Score	RPI	S	Opponent	Score
5	H	Florida St.	82 92	32	A	Marquette	74 73	53	A	St. John's (NY)	65 72	101	A	Seton Hall	68 51				
10	N	UCLA	63 72	32	H	Marquette	77 92	53	H	St. John's (NY)	53 39	101	H	Seton Hall	81 64				
23	H	Villanova	69 54	38	H	South Dakota St.	72 65	66	A	Nebraska	64 49	107	A	Butler	53 59				
24	A	DePaul	67 77					73	A	South Dakota	68 73	133	H	Georgetown	69 58				
24	H	DePaul	54 82					85	A	Drake	108 100	144	H	UNI	89 78				
																153	H	Wichita St.	66 61
																174	N	Washington	64 67
																192	A	Providence	87 84
																192	H	Providence	73 56
																213	A	Xavier	71 64
																239	A	Omaha	72 51

Average RPI Loss: 88

DIV. I ONLY	12- 9	134	4- 6	121	140	116	116	9	9
DIV. I NON-CONF.	8- 5	111	1- 3	212	205	123	123	9	9
TOTALS	RPI 1-25	RPI 26-50	W-L RECORDS	RPI 51-100	RPI 101-999	RPI 201+			
12- 9	0- 1	0- 1	OVERALL	1- 4	11- 3	7- 0			
9- 2	0- 0	0- 0	HOME	1- 1	8- 1	6- 0			
3- 7	0- 1	0- 1	AWAY	0- 3	3- 2	1- 0			
0- 0	0- 0	0- 0	NEUTRAL	0- 0	0- 0	0- 0			
8- 5	0- 1	0- 0	NON-CONFERENCE	0- 2	8- 2	5- 0			
5- 1	0- 0	0- 0	HOME	0- 1	5- 0	4- 0			
3- 4	0- 1	0- 0	AWAY	0- 1	3- 2	1- 0			
0- 0	0- 0	0- 0	NEUTRAL	0- 0	0- 0	0- 0			
4- 4	0- 0	0- 1	CONFERENCE	1- 2	3- 1	2- 0			
4- 1	0- 0	0- 0	HOME	1- 0	3- 1	2- 0			
0- 3	0- 0	0- 1	AWAY	0- 2	0- 0	0- 0			
0- 0	0- 0	0- 0	NEUTRAL	0- 0	0- 0	0- 0			

RPI 1-25				RPI 26-50				RPI 51-100				RPI 101+ Team's RPI: 116			
RPI	S	Opponent	Score	RPI	S	Opponent	Score	RPI	S	Opponent	Score	RPI	S	Opponent	Score
6	A	Ohio St.	70 103	34	A	Princeton	63 82	74	A	Penn	47 65	117	H	Yale	39 57
								78	A	Harvard	65 76	125	H	Brown	78 73
								78	H	Harvard	63 56	142	A	Colorado	81 75
								79	A	Albany (NY)	61 76	148	A	Binghamton	64 80
								80	H	Maine	51 64	168	A	Marist	60 51
												176	A	Army West Point	56 71
												183	H	New Hampshire	57 49
												208	H	Boston College	68 57
												209	H	Columbia	88 65
												243	A	Holy Cross	76 74
												267	H	Cornell	55 40
												290	H	Vermont	66 56
												332	H	Rhode Island	70 54
												343	H	NJIT	81 50
LAST 12 Division I GAMES:															
				34	A	Princeton	63 82	78	A	Harvard	65 76				
				74	A	Penn	47 65	78	H	Harvard	63 56				
				209	H	Columbia	88 65	148	A	Binghamton	64 80				
				267	H	Cornell	55 40	79	A	Albany (NY)	61 76				
				117	H	Yale	39 57	243	A	Holy Cross	76 74				
				125	H	Brown	78 73	6	A	Ohio St.	70 103				

Non-Div I Games:

Dartmouth

Average RPI Win:	258	WON-LOST	WINNING	LAST 10	STRENGTH OF	OPP. STRENGTH	TEAM	ADJ.	CONF.	ADJ CONF.
Average RPI Loss:	87	RECORD	PCT. RANK	GAMES	SCHEDULE	OF SCHEDULE	RPI	RPI	RPI	RPI
DIV. I ONLY	10- 15	227	5- 5	81	162	159	159	12	12	
DIV. I NON-CONF.	5- 8	220	0- 0	62	189	136	136	10	10	

TOTALS	RPI 1-25	RPI 26-50	W-L RECORDS	RPI 51-100	RPI 101-999	RPI 201+				
10- 15	0- 1	0- 3	OVERALL	0- 6	10- 5	7- 1				
4- 7	0- 0	0- 2	HOME	0- 4	4- 1	3- 1				
6- 8	0- 1	0- 1	AWAY	0- 2	6- 4	4- 0				
0- 0	0- 0	0- 0	NEUTRAL	0- 0	0- 0	0- 0				
5- 8	0- 1	0- 2	NON-CONFERENCE	0- 2	5- 3	3- 1				
2- 3	0- 0	0- 1	HOME	0- 1	2- 1	1- 1				
3- 5	0- 1	0- 1	AWAY	0- 1	3- 2	2- 0				
0- 0	0- 0	0- 0	NEUTRAL	0- 0	0- 0	0- 0				
5- 7	0- 0	0- 1	CONFERENCE	0- 4	5- 2	4- 0				
2- 4	0- 0	0- 1	HOME	0- 3	2- 0	2- 0				
3- 3	0- 0	0- 0	AWAY	0- 1	3- 2	2- 0				
0- 0	0- 0	0- 0	NEUTRAL	0- 0	0- 0	0- 0				

RPI 1-25				RPI 26-50				RPI 51-100				RPI 101+				Team's RPI: 159
RPI	S	Opponent	Score	RPI	S	Opponent	Score	RPI	S	Opponent	Score	RPI	S	Opponent	Score	
19	A	NC State	49 73	34	H	Princeton	57 63	56	A	Mercer	54 69	103	A	Saint Louis	72 88	
				39	H	Dayton	68 85	60	H	Elon	58 75	110	A	George Mason	61 74	
				40	A	UCF	54 62	68	H	Duquesne	54 79	134	A	William & Mary	55 73	
								70	A	Fordham	58 66	173	A	High Point	82 74	
								70	H	Fordham	45 58	186	H	Charlotte	68 66	
								93	H	George Washington	48 53	188	A	Furman	62 65	
												200	A	Richmond	68 65	
												220	H	Gardner-Webb	65 70	
												228	H	UNC Asheville	58 50	
												256	A	St. Bonaventure	75 68	
												272	A	Appalachian St.	59 57	
												285	H	Massachusetts	87 81	
												312	A	Western Caro.	70 57	
												332	A	Rhode Island	79 67	
												332	H	Rhode Island	77 67	

LAST 12 Division I GAMES:																
				70	H	Fordham	45 58	93	H	George Washington	48 53					
				103	A	Saint Louis	72 88	200	A	Richmond	68 65					
				332	A	Rhode Island	79 67	70	A	Fordham	58 66					
				39	H	Dayton	68 85	332	H	Rhode Island	77 67					
				285	H	Massachusetts	87 81	68	H	Duquesne	54 79					
				256	A	St. Bonaventure	75 68	110	A	George Mason	61 74					

Non-Div I Games:

Davidson

Average RPI Win: 178

Average RPI Loss: 40

WON-LOST
RECORDWINNING
PCT. RANKLAST 10
GAMESSTRENGTH OF
SCHEDULEOPP. STRENGTH
OF SCHEDULETEAM
RPIADJ.
RPICONF.
RPIADJ CONF.
RPIDIV. I ONLY
DIV. I NON-CONF.20- 4
7- 418
10210- 0
0- 0120
56102
6939
6539
6512
1012
10

TOTALS

RPI 1-25

RPI 26-50

W-L RECORDS

RPI 51-100

RPI 101-999

RPI 201+

20- 4

0- 1

1- 1

OVERALL

6- 2

13- 0

8- 0

10- 1

0- 1

1- 0

HOME

3- 0

6- 0

5- 0

7- 2

0- 0

0- 0

AWAY

2- 2

5- 0

2- 0

3- 1

0- 0

0- 1

NEUTRAL

1- 0

2- 0

1- 0

7- 4

0- 1

1- 1

NON-CONFERENCE

2- 2

4- 0

3- 0

4- 1

0- 1

1- 0

HOME

1- 0

2- 0

2- 0

0- 2

0- 0

0- 0

AWAY

0- 2

0- 0

0- 0

3- 1

0- 0

0- 1

NEUTRAL

1- 0

2- 0

1- 0

13- 0

0- 0

0- 0

CONFERENCE

4- 0

9- 0

5- 0

6- 0

0- 0

0- 0

HOME

2- 0

4- 0

3- 0

7- 0

0- 0

0- 0

AWAY

2- 0

5- 0

2- 0

0- 0

0- 0

0- 0

NEUTRAL

0- 0

0- 0

0- 0

RPI 1-25

RPI 26-50

Team's RPI: 39

RPI 51-100

RPI 101+

RPI	S	Opponent	Score
12	H	Green Bay	64 75

RPI	S	Opponent	Score
27	N	South Fla.	87 93
28	H	Virginia	61 46

RPI	S	Opponent	Score
55	A	Quinnipiac	66 72
64	A	Tolledo	50 68
68	H	Duquesne	79 70
70	A	Fordham	63 62
75	H	James Madison	82 54
78	N	Harvard	72 66
93	A	George Washington	57 53
93	H	George Washington	66 55

RPI	S	Opponent	Score
102	N	Tulane	71 65
103	H	Saint Louis	101 76
159	A	Davidson	85 68
162	A	Saint Joseph's	65 59
200	A	Richmond	66 59
237	A	La Salle	76 47
256	H	St. Bonaventure	80 59
261	H	Morgan St.	88 52
285	A	Massachusetts	78 49
288	H	VCU	74 64
332	H	Rhode Island	116 58
337	N	Mississippi Val.	65 46
340	H	Ark.-Pine Bluff	81 43

LAST 12 Division I GAMES:

93	A	George Washington	57 53
285	A	Massachusetts	78 49
288	H	VCU	74 64
68	H	Duquesne	79 70
159	A	Davidson	85 68
200	A	Richmond	66 59

93	H	George Washington	66 55
70	A	Fordham	63 62
103	H	Saint Louis	101 76
256	H	St. Bonaventure	80 59
162	A	Saint Joseph's	65 59
332	H	Rhode Island	116 58

Dayton

Dayton

Non-Div I Games:

Dayton

■ Loss,
 ■ Non-Conf,
 S Site,
 ■ Home
 ■ Away
 N Neutral

DePaul

Non-Div I Games:

DePaul

DePaul

DePaul				Through Games Of Feb. 12, 2018																		
Average RPI Win:		134	WON-LOST RECORD		WINNING PCT. RANK		LAST 10 GAMES		STRENGTH OF SCHEDULE		OPP. STRENGTH OF SCHEDULE		TEAM RPI		ADJ. RPI		CONF. RPI		ADJ CONF. RPI			
Average RPI Loss:		22																				
DIV. I ONLY			20- 6		39		9- 1		45		10		24		24		6		6			
DIV. I NON-CONF.			8- 4		87		0- 0		31		5		44		44		6		6			

TOTALS		RPI 1-25		RPI 26-50		W-L RECORDS		RPI 51-100		RPI 101-999		RPI 201+										
20- 6		0- 3		5- 3		OVERALL		2- 0		13- 0		4- 0										
12- 2		0- 1		3- 1		HOME		2- 0		7- 0		3- 0										
6- 3		0- 2		1- 1		AWAY		0- 0		5- 0		1- 0										
2- 1		0- 0		1- 1		NEUTRAL		0- 0		1- 0		0- 0										
8- 4		0- 2		2- 2		NON-CONFERENCE		1- 0		5- 0		2- 0										
5- 2		0- 1		1- 1		HOME		1- 0		3- 0		2- 0										
1- 1		0- 1		0- 0		AWAY		0- 0		1- 0		0- 0										
2- 1		0- 0		1- 1		NEUTRAL		0- 0		1- 0		0- 0										
12- 2		0- 1		3- 1		CONFERENCE		1- 0		8- 0		2- 0										
7- 0		0- 0		2- 0		HOME		1- 0		4- 0		1- 0										
5- 2		0- 1		1- 1		AWAY		0- 0		4- 0		1- 0										
0- 0		0- 0		0- 0		NEUTRAL		0- 0		0- 0		0- 0										

RPI 1-25 Team's RPI: 24				RPI 26-50				RPI 51-100				RPI 101+										
RPI	S	Opponent	Score	RPI	S	Opponent	Score	RPI	S	Opponent	Score	RPI	S	Opponent	Score							
1	H	UConn	69 103	30	H	Oklahoma	111 108	53	H	St. John's (NY)	76 67	101	H	Seton Hall	89 66							
2	A	Notre Dame	82 91	31	H	Northern Colo.	88 94	69	H	IUPUI	85 71	103	H	Saint Louis	86 78							
23	A	Villanova	58 84	32	A	Marquette	81 93					107	A	Butler	86 68							
				32	H	Marquette	95 83					107	H	Butler	87 65							
				37	A	Creighton	82 54					133	A	Georgetown	78 62							
				37	H	Creighton	77 67					184	A	Northwestern	92 63							
				45	N	FGCU	84 89					192	A	Providence	71 48							
				49	N	Gonzaga	88 71					192	H	Providence	81 47							
												193	N	Memphis	81 67							
												213	A	Xavier	73 72							
												213	H	Xavier	79 48							
												307	H	Loyola Chi cago	88 47							
												330	H	Del aware St.	110 71							

LAST 12 Division I GAMES:																						
213	A	Xavier	73 72	23	A	Villanova	58 84															
107	A	Butler	86 68	107	H	Butler	87 65															
192	H	Providence	81 47	213	H	Xavier	79 48															
37	H	Creighton	77 67	37	A	Creighton	82 54															
32	H	Marquette	95 83	192	A	Providence	71 48															
133	A	Georgetown	78 62	32	A	Marquette	81 93															

Delaware

Delaware				Through Games Of Feb. 12, 2018						
Average RPI Win:	221	WON-LOST	WINNING	LAST 10	STRENGTH OF	OPP. STRENGTH	TEAM	ADJ.	CONF.	ADJ CONF.
Average RPI Loss:	124	RECORD	PCT. RANK	GAMES	SCHEDULE	OF SCHEDULE	RPI	RPI	RPI	RPI
DIV. I ONLY	15- 8	89	7- 3	208	184	118	118	10	10	
DIV. I NON-CONF.	7- 4	102	0- 0	266	222	144	144	12	12	

TOTALS	RPI 1-25	RPI 26-50	W-L RECORDS	RPI 51-100	RPI 101-999	RPI 201+				
15- 8	0- 1	0- 1	OVERALL	2- 2	13- 4	10- 1				
8- 2	0- 0	0- 0	HOME	2- 0	6- 2	5- 0				
6- 5	0- 1	0- 1	AWAY	0- 2	6- 1	4- 0				
1- 1	0- 0	0- 0	NEUTRAL	0- 0	1- 1	1- 1				
7- 4	0- 1	0- 1	NON-CONFERENCE	1- 0	6- 2	4- 1				
3- 1	0- 0	0- 0	HOME	1- 0	2- 1	2- 0				
3- 2	0- 1	0- 1	AWAY	0- 0	3- 0	1- 0				
1- 1	0- 0	0- 0	NEUTRAL	0- 0	1- 1	1- 1				
8- 4	0- 0	0- 0	CONFERENCE	1- 2	7- 2	6- 0				
5- 1	0- 0	0- 0	HOME	1- 0	4- 1	3- 0				
3- 3	0- 0	0- 0	AWAY	0- 2	3- 1	3- 0				
0- 0	0- 0	0- 0	NEUTRAL	0- 0	0- 0	0- 0				

RPI 1-25				RPI 26-50				RPI 51-100				RPI 101+ Team's RPI: 118			
RPI	S	Opponent	Score	RPI	S	Opponent	Score	RPI	S	Opponent	Score	RPI	S	Opponent	Score
20	A	Buffalo	73 87	34	A	Princeton	60 78	59	H	American	72 56	134	H	William & Mary	68 59
								60	A	Elon	51 64	137	A	Northeastern	59 73
								60	H	Elon	80 66	137	H	Northeastern	53 64
								62	A	Drexel	53 74	154	A	Hartford	72 63
												176	A	Army West Point	70 59
												199	H	Boston U.	79 85
												231	H	Loyola Maryland	71 38
												242	A	Hofstra	58 51
												242	H	Hofstra	61 41
												254	A	Col. of Charleston	68 59
												256	A	St. Bonaventure	53 52
												260	H	Towson	51 49
												282	A	UNCW	82 49
												282	H	UNCW	80 62
												330	H	Delaware St.	84 49
												345	N	Saint Peter's	87 90
												346	N	Eastern Ill.	66 37

LAST 12 Division I GAMES:															
				242	H	Hofstra	61 41	282	A	UNCW	82 49				
				134	H	William & Mary	68 59	260	H	Towson	51 49				
				137	A	Northeastern	59 73	242	A	Hofstra	58 51				
				282	H	UNCW	80 62	254	A	Col. of Charleston	68 59				
				137	H	Northeastern	53 64	60	H	Elon	80 66				
				60	A	Elon	51 64	62	A	Drexel	53 74				

Non-Div I Games:

Delaware

Average RPI Win:	317	WON-LOST	WINNING	LAST 10	STRENGTH OF	OPP. STRENGTH	TEAM	ADJ.	CONF.	ADJ CONF.
Average RPI Loss:	181	RECORD	PCT. RANK	GAMES	SCHEDULE	OF SCHEDULE	RPI	RPI	RPI	RPI
DIV. I ONLY	4- 20	321	3- 7	244	300	330	330	30	30	
DIV. I NON-CONF.	1- 12	335	0- 1	165	123	313	313	30	30	

TOTALS	RPI 1-25	RPI 26-50	W-L RECORDS	RPI 51-100	RPI 101-999	RPI 201+				
4- 20	0- 1	0- 1	OVERALL	0- 1	4- 17	4- 8				
3- 6	0- 0	0- 0	HOME	0- 1	3- 5	3- 3				
1- 12	0- 0	0- 0	AWAY	0- 0	1- 5	1- 3				
0- 2	0- 0	0- 0	NEUTRAL	0- 0	0- 2	0- 0				
1- 12	0- 1	0- 1	NON-CONFERENCE	0- 1	1- 9	1- 2				
1- 3	0- 0	0- 0	HOME	0- 1	1- 2	1- 1				
0- 7	0- 1	0- 1	AWAY	0- 0	0- 5	0- 1				
0- 2	0- 0	0- 0	NEUTRAL	0- 0	0- 2	0- 0				
3- 8	0- 0	0- 0	CONFERENCE	0- 0	3- 8	3- 6				
2- 3	0- 0	0- 0	HOME	0- 0	2- 3	2- 2				
1- 5	0- 0	0- 0	AWAY	0- 0	1- 5	1- 4				
0- 0	0- 0	0- 0	NEUTRAL	0- 0	0- 0	0- 0				

RPI 1-25				RPI 26-50				RPI 51-100				RPI 101+ Team's RPI: 330			
RPI	S	Opponent	Score	RPI	S	Opponent	Score	RPI	S	Opponent	Score	RPI	S	Opponent	Score
24	A	DePaul	71 110	43	A	Michigan	36 105	62	H	Drexel	52 73	118	A	Delaware	49 84
												123	H	Bethune-Cookman	60 68
												131	N	Ole Miss	58 110
												141	H	Robert Morris	42 65
												163	A	Florida	51 85
												165	A	Kansas	49 81
												178	A	Temple	72 96
												179	N	Stetson	43 58
												197	A	Hampton	62 66
												204	A	Norfolk St.	50 72
												212	A	Fla. Atlantic	67 90
												216	A	N. C. A&T	55 75
												216	H	N. C. A&T	48 66
												237	H	La Salle	48 71
												261	A	Morgan St.	62 54
												316	H	South Carolina St.	58 44
												335	A	N. C. Central	60 76
												335	H	N. C. Central	67 74
												341	H	Savannah St.	93 79
												344	A	Florida A&M	54 59
												349	H	Longwood	60 56

LAST 12 Division I GAMES:															
204	A	Norfolk St.	50 72	344	A	Florida A&M	54 59								
335	A	N. C. Central	60 76	197	A	Hampton	62 66								
216	A	N. C. A&T	55 75	216	H	N. C. A&T	48 66								
341	H	Savannah St.	93 79	316	H	South Carolina St.	58 44								
261	A	Morgan St.	62 54	335	H	N. C. Central	67 74								
123	H	Bethune-Cookman	60 68	179	N	Stetson	43 58								

Non-Div I Games:

Del aware St.

Average RPI Win: 295

Average RPI Loss: 81

WON-LOST
RECORDWINNING
PCT. RANKLAST 10
GAMESSTRENGTH OF
SCHEDULEOPP. STRENGTH
OF SCHEDULETEAM
RPIADJ.
RPICONF.
RPIADJ CONF.
RPIDIV. I ONLY
DIV. I NON-CONF.13- 12
8- 6169
1435- 5
1- 0240
291178
214180
207180
20715
1715
17

TOTALS

RPI 1-25

RPI 26-50

W-L RECORDS

RPI 51-100

RPI 101-999

RPI 201+

13- 12
4- 5
8- 5
1- 20- 0
0- 0
0- 0
0- 00- 3
0- 2
0- 1
0- 0OVERALL
HOME
AWAY
NEUTRAL0- 6
0- 2
0- 2
0- 213- 3
4- 1
8- 2
1- 013- 0
4- 0
8- 0
1- 08- 6
2- 3
5- 1
1- 20- 0
0- 0
0- 0
0- 00- 1
0- 1
0- 0
0- 0NON-CONFERENCE
HOME
AWAY
NEUTRAL0- 4
0- 1
0- 1
0- 28- 1
2- 1
5- 0
1- 08- 0
2- 0
5- 0
1- 05- 6
2- 2
3- 4
0- 00- 0
0- 0
0- 0
0- 00- 2
0- 1
0- 1
0- 0CONFERENCE
HOME
AWAY
NEUTRAL0- 2
0- 1
0- 1
0- 05- 2
2- 0
3- 2
0- 05- 0
2- 0
3- 0
0- 0

RPI 1-25

RPI 26-50

RPI 51-100

RPI 101+

Team's RPI: 180

RPI S Opponent Score

RPI S Opponent Score

RPI S Opponent Score

RPI S Opponent Score

31 H Northern Colo. 63 71
38 A South Dakota St. 59 95
38 H South Dakota St. 58 6959 A American 53 66
71 H Wyoming 51 61
73 A South Dakota 51 79
73 H South Dakota 60 82
87 N Liberty 69 82
91 N Miami (OH) 52 69105 A Western Ill. 93 118
115 H Colorado St. 56 61
190 A Oral Roberts 60 90
223 N Eastern Mich. 60 54
239 A Omaha 85 74
268 A UMKC 77 68
284 A North Dakota St. 78 73
284 H North Dakota St. 98 79
297 A Utah St. 74 72
310 A Air Force 75 54
313 A Cal St. Fullerton 83 58
319 H Northern Ariz. 80 73
320 A Fort Wayne 73 55
320 H Fort Wayne 86 65
328 H Utah Valley 72 53
329 A UMBC 70 48

LAST 12 Division I GAMES:

284 A North Dakota St. 78 73
38 A South Dakota St. 59 95
320 H Fort Wayne 86 65
73 H South Dakota 60 82
105 A Western Ill. 93 118
190 A Oral Roberts 60 90239 A Omaha 85 74
284 H North Dakota St. 98 79
38 H South Dakota St. 58 69
320 A Fort Wayne 73 55
328 H Utah Valley 72 53
73 A South Dakota 51 79

Non-Div I Games:

Chadron St.

99 55

Denver

Loss, Non-Conf, S Site, H Home A Away N Neutral

Average RPI Win:	327	WON-LOST	WINNING	LAST 10	STRENGTH OF	OPP. STRENGTH	TEAM	ADJ.	CONF.	ADJ CONF.
Average RPI Loss:	142	RECORD	PCT. RANK	GAMES	SCHEDULE	OF SCHEDULE	RPI	RPI	RPI	RPI

DIV. I ONLY	1- 23	347	1- 9	154	113	317	317	11	11
DIV. I NON-CONF.	0- 11	337	0- 0	217	44	334	334	15	15

TOTALS	RPI 1-25	RPI 26-50	W-L RECORDS	RPI 51-100	RPI 101-999	RPI 201+			
1- 23	0- 1	0- 1	OVERALL	0- 6	1- 15	1- 7			
0- 11	0- 1	0- 1	HOME	0- 3	0- 6	0- 3			
1- 10	0- 0	0- 0	AWAY	0- 3	1- 7	1- 3			
0- 2	0- 0	0- 0	NEUTRAL	0- 0	0- 2	0- 1			
0- 11	0- 0	0- 1	NON-CONFERENCE	0- 3	0- 7	0- 4			
0- 5	0- 0	0- 1	HOME	0- 2	0- 2	0- 2			
0- 4	0- 0	0- 0	AWAY	0- 1	0- 3	0- 1			
0- 2	0- 0	0- 0	NEUTRAL	0- 0	0- 2	0- 1			
1- 12	0- 1	0- 0	CONFERENCE	0- 3	1- 8	1- 3			
0- 6	0- 1	0- 0	HOME	0- 1	0- 4	0- 1			
1- 6	0- 0	0- 0	AWAY	0- 2	1- 4	1- 2			
0- 0	0- 0	0- 0	NEUTRAL	0- 0	0- 0	0- 0			

RPI 1-25				RPI 26-50				RPI 51-100				RPI 101+ Team's RPI: 317			
RPI	S	Opponent	Score	RPI	S	Opponent	Score	RPI	S	Opponent	Score	RPI	S	Opponent	Score
12	H	Green Bay	27 85	43	H	Michigan	50 86	54	H	Michigan St.	60 97	109	A	Western Mich.	62 74
								64	H	Toledo	64 81	113	H	Milwaukee	61 70
								69	A	IUPUI	62 90	128	A	Cleveland St.	50 75
								91	A	Miami (OH)	64 91	128	H	Cleveland St.	76 90
								99	A	Wright St.	55 85	140	N	Clemson	44 72
								99	H	Wright St.	60 88	149	A	Kent St.	74 82
												195	A	Youngstown St.	59 76
												195	H	Youngstown St.	52 72
												205	H	Bowling Green	81 85
												214	A	Illinois	65 73
												219	A	Oakland	50 83
												222	N	North Texas	57 63
												223	H	Eastern Mich.	76 78
												244	A	Northern Ky.	60 64
												244	H	Northern Ky.	67 78
												327	A	Ill. -Chicago	61 58

LAST 12 Division I GAMES:															
244	A	Northern Ky.	60 64	12	H	Green Bay	27 85	327	A	Ill. -Chicago	61 58	69	A	IUPUI	62 90
99	A	Wright St.	55 85	99	H	Wright St.	60 88	244	H	Northern Ky.	67 78	128	A	Cleveland St.	50 75
195	H	Youngstown St.	52 72	113	H	Milwaukee	61 70								

Non-Div I Games:

Detroit Mercy

Average RPI	Win:	215	WON-LOST	WINNING	LAST 10	STRENGTH OF	OPP. STRENGTH	TEAM	ADJ.	CONF.	ADJ CONF.
Average RPI	Loss:	51	RECORD	PCT. RANK	GAMES	SCHEDULE	OF SCHEDULE	RPI	RPI	RPI	RPI
DIV. I ONLY		17- 7	62	10- 0	128	151	85	85	24	24	
DIV. I NON-CONF.		4- 7	226	0- 0	13	27	129	129	22	22	

TOTALS	RPI 1-25		RPI 26-50		W-L RECORDS	RPI 51-100		RPI 101-999		RPI 201+	
17- 7	0- 2		0- 2		OVERALL	1- 2		16- 1		9- 0	
10- 3	0- 0		0- 2		HOME	1- 1		9- 0		4- 0	
6- 3	0- 2		0- 0		AWAY	0- 1		6- 0		4- 0	
1- 1	0- 0		0- 0		NEUTRAL	0- 0		1- 1		1- 0	
4- 7	0- 2		0- 2		NON-CONFERENCE	1- 2		3- 1		1- 0	
3- 3	0- 0		0- 2		HOME	1- 1		2- 0		0- 0	
0- 3	0- 2		0- 0		AWAY	0- 1		0- 0		0- 0	
1- 1	0- 0		0- 0		NEUTRAL	0- 0		1- 1		1- 0	
13- 0	0- 0		0- 0		CONFERENCE	0- 0		13- 0		8- 0	
7- 0	0- 0		0- 0		HOME	0- 0		7- 0		4- 0	
6- 0	0- 0		0- 0		AWAY	0- 0		6- 0		4- 0	
0- 0	0- 0		0- 0		NEUTRAL	0- 0		0- 0		0- 0	

RPI	S	Opponent	Score	RPI	S	Opponent	Score	RPI	S	Opponent	Score	RPI	S	Opponent	Score
11	A	Oregon	77 110	37	H	Creighton	100 108	66	H	Nebraska	84 89	108	A	Missouri St.	80 68
21	A	Iowa	66 79	38	H	South Dakota St.	78 85	71	A	Wyoming	61 75	108	H	Missouri St.	84 65
								87	H	Liberty	96 68	110	N	George Mason	75 87
												113	H	Milwaukee	77 73
												120	H	Iowa St.	83 80
												144	H	UNI	81 64
												164	A	Southern Ill.	75 64
												164	H	Southern Ill.	84 73
												247	A	Bradley	84 75
												255	A	Illinois St.	65 58
												264	A	Indiana St.	84 51
												264	H	Indiana St.	85 64
												281	H	Valparaiso	86 50
												307	H	Loyola Chicago	72 46
												337	N	Mississippi Val.	96 60
												348	A	Evansville	101 50
												348	H	Evansville	107 66
LAST 12 Division I GAMES:															
264	A	Indiana St.	84 51	144	H	UNI	81 64								
348	A	Evansville	101 50	348	H	Evansville	107 66								
108	H	Missouri St.	84 65	264	H	Indiana St.	85 64								
164	H	Southern Ill.	84 73	164	A	Southern Ill.	75 64								
247	A	Bradley	84 75	108	A	Missouri St.	80 68								
255	A	Illinois St.	65 58	307	H	Loyola Chicago	72 46								

Non-Div I Games: Iowa Wesleyan 102 25

Drake

D
r
e
x
e
lD
r
e
x
e
l

Drexel

D
u
q
u
e
s
n
e

Duquesne				Through Games Of Feb. 12, 2018							
Average RPI	Win:	194	WON-LOST	WINNING	LAST 10	STRENGTH OF	OPP. STRENGTH	TEAM	ADJ.	CONF.	ADJ CONF.
Average RPI	Loss:	102	RECORD	PCT. RANK	GAMES	SCHEDULE	OF SCHEDULE	RPI	RPI	RPI	RPI
DIV. I ONLY		20- 5	29	8- 2	194	103	68	68	12	12	
DIV. I NON-CONF.		10- 3	52	0- 0	170	51	53	53	10	10	

TOTALS		RPI 1-25		RPI 26-50	W-L RECORDS		RPI 51-100	RPI 101-999		RPI 201+	
20- 5		0- 1		2- 1	OVERALL		2- 0	16- 3		10- 0	
11- 1		0- 0		1- 0	HOME		1- 0	9- 1		7- 0	
8- 3		0- 0		1- 1	AWAY		1- 0	6- 2		2- 0	
1- 1		0- 1		0- 0	NEUTRAL		0- 0	1- 0		1- 0	
10- 3		0- 1		2- 0	NON-CONFERENCE		1- 0	7- 2		5- 0	
6- 0		0- 0		1- 0	HOME		1- 0	4- 0		3- 0	
3- 2		0- 0		1- 0	AWAY		0- 0	2- 2		1- 0	
1- 1		0- 1		0- 0	NEUTRAL		0- 0	1- 0		1- 0	
10- 2		0- 0		0- 1	CONFERENCE		1- 0	9- 1		5- 0	
5- 1		0- 0		0- 0	HOME		0- 0	5- 1		4- 0	
5- 1		0- 0		0- 1	AWAY		1- 0	4- 0		1- 0	
0- 0		0- 0		0- 0	NEUTRAL		0- 0	0- 0		0- 0	

RPI 1-25				RPI 26-50				RPI 51-100				Team's RPI: 68				RPI 101+			
RPI	S	Opponent	Score	RPI	S	Opponent	Score	RPI	S	Opponent	Score	RPI	S	Opponent	Score	RPI	S	Opponent	Score
1	N	UConn	52 104	28	A	Virginia	74 63	64	H	Toledo	73 54	110	H	George Mason	71 64				
				29	H	Central Mich.	64 61	93	A	George Washington	54 53	112	H	Saint Francis (PA)	87 68				
				39	A	Dayton	70 79					122	A	ETSU	77 81				
												159	A	Davidson	79 54				
												162	A	Saint Joseph's	61 42				
												162	H	Saint Joseph's	50 69				
												167	A	Pittsburgh	66 53				
												186	A	Charlotte	72 75				
												200	A	Richmond	78 70				
												211	H	Akron	66 60				
												216	N	N.C. A&T	73 60				
												237	H	La Salle	78 50				
												256	H	St. Bonaventure	73 59				
												285	H	Massachusetts	60 57				
												288	A	VCU	70 51				
												288	H	VCU	80 71				
												291	H	Central Conn. St.	83 58				
												339	H	Iona	80 59				
												342	A	Winthrop	81 54				
LAST 12 Division I GAMES:																			
				162	H	Saint Joseph's	50 69					110	H	George Mason	71 64				
				288	H	VCU	80 71					237	H	La Salle	78 50				
				200	A	Richmond	78 70					93	A	George Washington	54 53				
				39	A	Dayton	70 79					288	A	VCU	70 51				
				256	H	St. Bonaventure	73 59					159	A	Davidson	79 54				
				162	A	Saint Joseph's	61 42					285	H	Massachusetts	60 57				

D
u
q
u
e
s
n
e

Non-Div I Games:

Duquesne

Average RPI Win:	222	WON-LOST	WINNING	LAST 10	STRENGTH OF	OPP. STRENGTH	TEAM	ADJ.	CONF.	ADJ CONF.
Average RPI Loss:	86	RECORD	PCT. RANK	GAMES	SCHEDULE	OF SCHEDULE	RPI	RPI	RPI	RPI
DIV. I ONLY	14- 10	124	8- 2	180	91	122	122	17	17	
DIV. I NON-CONF.	6- 8	209	0- 1	155	26	161	161	16	16	

TOTALS	RPI 1-25	RPI 26-50	W-L RECORDS	RPI 51-100	RPI 101-999	RPI 201+				
14- 10	0- 3	0- 0	OVERALL	3- 4	11- 3	8- 2				
7- 3	0- 0	0- 0	HOME	2- 2	5- 1	3- 1				
7- 4	0- 2	0- 0	AWAY	1- 1	6- 1	5- 1				
0- 3	0- 1	0- 0	NEUTRAL	0- 1	0- 1	0- 0				
6- 8	0- 3	0- 0	NON-CONFERENCE	1- 3	5- 2	4- 1				
3- 2	0- 0	0- 0	HOME	1- 1	2- 1	1- 1				
3- 3	0- 2	0- 0	AWAY	0- 1	3- 0	3- 0				
0- 3	0- 1	0- 0	NEUTRAL	0- 1	0- 1	0- 0				
8- 2	0- 0	0- 0	CONFERENCE	2- 1	6- 1	4- 1				
4- 1	0- 0	0- 0	HOME	1- 1	3- 0	2- 0				
4- 1	0- 0	0- 0	AWAY	1- 0	3- 1	2- 1				
0- 0	0- 0	0- 0	NEUTRAL	0- 0	0- 0	0- 0				

RPI 1-25				RPI 26-50				RPI 51-100				RPI 101+ Team's RPI: 122			
RPI	S	Opponent	Score	RPI	S	Opponent	Score	RPI	S	Opponent	Score	RPI	S	Opponent	Score
2	N	Notre Dame	46 77					54	H	Michigan St.	74 83	109	N	Western Mi ch.	79 87
7	A	Tennessee	49 87					56	H	Mercer	65 85	135	H	Cincinnati	87 77
19	A	NC State	58 70					61	A	Houston	69 88	161	H	Samford	76 48
								68	H	Duquesne	81 77	188	A	Furman	69 57
								88	N	Washington St.	76 80	220	A	UNCG	61 65
								100	A	Chattanooga	61 55	220	H	UNCG	60 52
								100	H	Chattanooga	65 58	244	H	Northern Ky.	45 57
												272	A	Appalachian St.	70 57
												295	A	Murray St.	96 68
												298	A	Wofford	61 58
												299	H	Tennessee Tech	74 55
												312	A	Western Caro.	76 46
												312	H	Western Caro.	66 50
												342	A	Wintthrop	74 63

LAST 12 Division I GAMES:															
100	A	Chattanooga	61 55	188	A	Furman	69 57	100	H	Chattanooga	65 58	220	H	UNCG	60 52
312	A	Western Caro.	76 46	100	H	Chattanooga	65 58	312	H	Western Caro.	66 50	244	H	Northern Ky.	45 57
220	A	UNCG	61 65	220	H	UNCG	60 52	54	H	Michigan St.	74 83				
161	H	Samford	76 48												
56	H	Mercer	65 85												
298	A	Wofford	61 58												

Non-Div I Games: North Greenville 90 67

ETSU

Average RPI Win:	224	WON-LOST	WINNING	LAST 10	STRENGTH OF	OPP. STRENGTH	TEAM	ADJ.	CONF.	ADJ CONF.
Average RPI Loss:	146	RECORD	PCT. RANK	GAMES	SCHEDULE	OF SCHEDULE	RPI	RPI	RPI	RPI
DIV. I ONLY	13- 11	151	5- 5	227	149	207	207	7	7	
DIV. I NON-CONF.	8- 5	111	1- 0	322	341	253	253	7	7	

TOTALS	RPI 1-25	RPI 26-50	W-L RECORDS	RPI 51-100	RPI 101-999	RPI 201+				
13- 11	0- 1	0- 1	OVERALL	1- 0	12- 9	7- 2				
10- 4	0- 1	0- 0	HOME	1- 0	9- 3	5- 0				
2- 5	0- 0	0- 0	AWAY	0- 0	2- 1	1- 0				
1- 2	0- 0	0- 0	NEUTRAL	0- 0	1- 2	1- 1				
8- 5	0- 0	0- 0	NON-CONFERENCE	0- 0	8- 5	7- 2				
6- 2	0- 0	0- 0	HOME	0- 0	6- 2	5- 0				
1- 1	0- 0	0- 0	AWAY	0- 0	1- 1	1- 1				
1- 2	0- 0	0- 0	NEUTRAL	0- 0	1- 2	1- 1				
5- 6	0- 1	0- 1	CONFERENCE	1- 0	4- 4	0- 0				
4- 2	0- 1	0- 0	HOME	1- 0	3- 1	0- 0				
1- 4	0- 0	0- 1	AWAY	0- 0	1- 3	0- 0				
0- 0	0- 0	0- 0	NEUTRAL	0- 0	0- 0	0- 0				

RPI 1-25				RPI 26-50				RPI 51-100				RPI 101+				Team's RPI: 207
RPI	S	Opponent	Score	RPI	S	Opponent	Score	RPI	S	Opponent	Score	RPI	S	Opponent	Score	
1	H	UConn	35 96	27	A	South Fla.	47 88	61	H	Houston	80 78	102	A	Tulane	58 64	
												134	H	William & Mary	65 71	
												135	A	Cincinnati	79 70	
												135	H	Cincinnati	54 66	
												136	N	UTEP	79 93	
												153	H	Wichita St.	77 67	
												170	H	Tulsa	73 67	
												186	H	Charlotte	58 55	
												191	A	SMU	51 65	
												191	H	SMU	76 47	
												193	A	Memphis	36 72	
												200	H	Richmond	64 65	
												204	H	Norfolk St.	51 46	
												210	N	Jacksonville St.	73 82	
												273	N	Rider	66 63	
												280	H	UMES	64 54	
												282	A	UNCW	62 66	
												283	H	USC Upstate	66 53	
												301	A	Kennesaw St.	66 56	
												335	H	N.C. Central	73 61	
												341	H	Savannah St.	103 37	

LAST 12 Division I GAMES:																
27	A	South Fla.	47 88	191	A	SMU	51 65									
191	H	SMU	76 47	170	H	Tulsa	73 67									
153	H	Wichita St.	77 67	193	A	Memphis	36 72									
135	A	Cincinnati	79 70	1	H	UConn	35 96									
102	A	Tulane	58 64	135	H	Cincinnati	54 66									
61	H	Houston	80 78	280	H	UMES	64 54									

Non-Div I Games:

East Carolina

Eastern 111:				Through Games of Feb. 12, 2018							
Average RPI	Win:	Loss:	WON-LOST RECORD	WINNING PCT. RANK	LAST 10 GAMES	STRENGTH OF SCHEDULE	OPP. STRENGTH OF SCHEDULE	TEAM RPI	ADJ. RPI	CONF. RPI	ADJ CONF. RPI
DIV. I ONLY	341	205	2- 23	342	1- 9	287	328	346	346	25	25
DIV. I NON-CONF.			1- 10	327	0- 0	290	321	346	346	27	27
<hr/>											
TOTALS	RPI 1-25			RPI 26-50		W-L RECORDS	RPI 51-100	RPI 101-999		RPI 201+	
2- 23	0- 0			0- 0		OVERALL	0- 3	2- 20		2- 13	
2- 10	0- 0			0- 0		HOME	0- 1	2- 9		2- 7	
0- 12	0- 0			0- 0		AWAY	0- 2	0- 10		0- 6	
0- 1	0- 0			0- 0		NEUTRAL	0- 0	0- 1		0- 0	
1- 10	0- 0			0- 0		NON-CONFERENCE	0- 1	1- 9		1- 4	
1- 4	0- 0			0- 0		HOME	0- 0	1- 4		1- 3	
0- 5	0- 0			0- 0		AWAY	0- 1	0- 4		0- 1	
0- 1	0- 0			0- 0		NEUTRAL	0- 0	0- 1		0- 0	
1- 13	0- 0			0- 0		CONFERENCE	0- 2	1- 11		1- 9	
1- 6	0- 0			0- 0		HOME	0- 1	1- 5		1- 4	
0- 7	0- 0			0- 0		AWAY	0- 1	0- 6		0- 5	
0- 0	0- 0			0- 0		NEUTRAL	0- 0	0- 0		0- 0	

RPI 1-25				RPI 26-50				RPI 51-100				RPI 101+ Team's RPI: 346					
RPI	S	Opponent	Score	RPI	S	Opponent	Score	RPI	S	Opponent	Score	RPI	S	Opponent	Score		
								72	A	Belmont	37	59	118	N	Delaware	37	66
								72	H	Belmont	58	86	124	H	Northern Ill.	64	93
								99	A	Wright St.	46	81	128	A	Cleveland St.	69	77
													139	A	SIUE	52	62
													162	A	Saint Joseph's	62	80
													184	A	Northwestern	40	74
													196	H	UT Martin	44	72
													210	H	Jacksonville St.	50	59
													215	A	Morehead St.	81	89
													222	H	North Texas	61	63
													225	H	Southeast Mo. St.	54	77
													238	A	Austin Peay	59	69
													238	H	Austin Peay	66	75
													247	H	Bradley	52	67
													281	H	Valparaiso	67	76
													295	A	Murray St.	61	72
													299	H	Tennessee Tech	57	60
													304	A	Eastern Ky.	51	67
													320	A	Fort Wayne	77	93
													333	A	Tennessee St.	68	86
													333	H	Tennessee St.	66	59
													348	H	Evansville	79	52
LAST 12 Division I GAMES:																	
				238	H	Austin Peay	66	75				225	H	Southeast Mo. St.	54	77	
				139	A	SIUE	52	62				196	H	UT Martin	44	72	
				299	H	Tennessee Tech	57	60				72	H	Belmont	58	86	
				210	H	Jacksonville St.	50	59				333	H	Tennessee St.	66	59	
				333	A	Tennessee St.	68	86				304	A	Eastern Ky.	51	67	
				72	A	Belmont	37	59				215	A	Morehead St.	81	89	

Non-Div I Games:

Eastern III.

■ Loss, ■ Non-Conf, S Site, H Home A Away N Neutral

Average RPI Win:	272	WON-LOST	WINNING	LAST 10	STRENGTH OF	OPP. STRENGTH	TEAM	ADJ.	CONF.	ADJ CONF.
Average RPI Loss:	186	RECORD	PCT. RANK	GAMES	SCHEDULE	OF SCHEDULE	RPI	RPI	RPI	RPI
DIV. I ONLY	7- 15	272	3- 7	305	228	304	304	25	25	
DIV. I NON-CONF.	2- 6	280	0- 0	299	76	291	291	27	27	

TOTALS	RPI 1-25	RPI 26-50	W-L RECORDS	RPI 51-100	RPI 101-999	RPI 201+				
7- 15	0- 0	0- 0	OVERALL	0- 2	7- 13	7- 7				
5- 6	0- 0	0- 0	HOME	0- 2	5- 4	5- 1				
2- 9	0- 0	0- 0	AWAY	0- 0	2- 9	2- 6				
0- 0	0- 0	0- 0	NEUTRAL	0- 0	0- 0	0- 0				
2- 6	0- 0	0- 0	NON-CONFERENCE	0- 1	2- 5	2- 2				
1- 2	0- 0	0- 0	HOME	0- 1	1- 1	1- 0				
1- 4	0- 0	0- 0	AWAY	0- 0	1- 4	1- 2				
0- 0	0- 0	0- 0	NEUTRAL	0- 0	0- 0	0- 0				
5- 9	0- 0	0- 0	CONFERENCE	0- 1	5- 8	5- 5				
4- 4	0- 0	0- 0	HOME	0- 1	4- 3	4- 1				
1- 5	0- 0	0- 0	AWAY	0- 0	1- 5	1- 4				
0- 0	0- 0	0- 0	NEUTRAL	0- 0	0- 0	0- 0				

E
a
s
t
e
r
n
K
y
.E
a
s
t
e
r
n
K
y
.

RPI 1-25				RPI 26-50				RPI 51-100				RPI 101+ Team's RPI: 304			
RPI	S	Opponent	Score	RPI	S	Opponent	Score	RPI	S	Opponent	Score	RPI	S	Opponent	Score
								72	H	Belmont	55 77	110	A	George Mason	41 64
								77	H	Ohio	57 69	135	A	Cincinnati	53 64
												139	H	SIUE	60 62
												149	H	Kent St.	57 65
												196	A	UT Martin	49 77
												196	H	UT Martin	54 72
												205	A	Bowling Green	60 77
												210	A	Jacksonville St.	51 65
												210	H	Jacksonville St.	48 44
												211	A	Akron	45 62
												215	H	Morehead St.	59 56
												220	H	UNCG	70 59
												225	A	Southeast Mo. St.	55 69
												238	A	Austin Peay	45 59
												295	A	Murray St.	68 75
												299	A	Tennessee Tech	76 68
												299	H	Tennessee Tech	55 53
												312	A	Western Caro.	62 59
												333	H	Tennessee St.	58 59
												346	H	Eastern Ill.	67 51
LAST 12 Division I GAMES:															
				215	H	Morehead St.	59 56	210	H	Jacksonville St.	48 44				
				196	H	UT Martin	54 72	299	H	Tennessee Tech	55 53				
				333	H	Tennessee St.	58 59	225	A	Southeast Mo. St.	55 69				
				72	H	Belmont	55 77	196	A	UT Martin	49 77				
				295	A	Murray St.	68 75	346	H	Eastern Ill.	67 51				
				238	A	Austin Peay	45 59	139	H	SIUE	60 62				

Non-Div I Games: Ohio Christian 69 45

Eastern Ky.

Loss,
Non-Conf, S Site,
H Home
A Away
N Neutral

Eastern Division			Through Games of Feb. 12, 2018									
Average RPI	Win:	200	WON-LOST	WINNING	LAST 10	STRENGTH OF	OPP. STRENGTH	TEAM	ADJ.	CONF.	ADJ CONF.	
Average RPI	Loss:	145	RECORD	PCT. RANK	GAMES	SCHEDULE	OF SCHEDULE	RPI	RPI	RPI	RPI	
DIV. I ONLY			8- 14	252	4- 6	183		156	223	223	8	8
DIV. I NON-CONF.			3- 7	254	0- 0	332		339	317	317	8	8

TOTALS	RPI 1-25			RPI 26-50		W-L RECORDS		RPI 51-100	RPI 101-999		RPI 201+	
8- 14	0- 1			0- 3		OVERALL		2- 1	6- 9		4- 4	
4- 4	0- 0			0- 1		HOME		1- 1	3- 2		2- 1	
4- 9	0- 1			0- 2		AWAY		1- 0	3- 6		2- 3	
0- 1	0- 0			0- 0		NEUTRAL		0- 0	0- 1		0- 0	
3- 7	0- 0			0- 1		NON-CONFERENCE		0- 0	3- 6		3- 3	
2- 0	0- 0			0- 0		HOME		0- 0	2- 0		2- 0	
1- 6	0- 0			0- 1		AWAY		0- 0	1- 5		1- 3	
0- 1	0- 0			0- 0		NEUTRAL		0- 0	0- 1		0- 0	
5- 7	0- 1			0- 2		CONFERENCE		2- 1	3- 3		1- 1	
2- 4	0- 0			0- 1		HOME		1- 1	1- 2		0- 1	
3- 3	0- 1			0- 1		AWAY		1- 0	2- 1		1- 0	
0- 0	0- 0			0- 0		NEUTRAL		0- 0	0- 0		0- 0	

RPI	S	Opponent	Score	RPI	S	Opponent	Score	RPI	S	Opponent	Score	RPI	S	Opponent	Score
20	A	Buffalo	92 97	29	H	Central Mich.	72 95	64	H	Toledo	70 57	109	H	Western Mich.	69 67
				42	A	Ball St.	85 91	91	A	Miami (OH)	74 59	124	A	Northern Ill.	83 76
				44	A	Minnesota	56 80	91	H	Miami (OH)	69 73	128	A	Cleveland St.	65 77
												146	A	Loyola Marymount	64 73
												149	A	Kent St.	69 76
												149	H	Kent St.	60 67
												180	N	Denver	54 60
												205	A	Bowling Green	54 52
												211	H	Akron	65 77
												255	A	Illinois St.	56 65
												256	A	St. Bonaventure	51 70
												317	A	Detroit Mercy	78 76
												327	A	Ill. -Chicago	70 73
												344	H	Florida A&M	83 61
												349	H	Longwood	73 44

Team's RPI: 223															
LAST 12 Division I GAMES:															
211	H	Akron	65 77	109	H	Western Mich.	69 67								
42	A	Ball St.	85 91	91	A	Miami (OH)	74 59								
29	H	Central Mich.	72 95	149	A	Kent St.	69 76								
20	A	Buffalo	92 97	64	H	Toledo	70 57								
91	H	Miami (OH)	69 73	205	A	Bowling Green	54 52								
124	A	Northern Ill.	83 76	149	H	Kent St.	60 67								

Non-Div I Games: Rochester College 62 29

Eastern Mich.

Average RPI Win:	239	WON-LOST	WINNING	LAST 10	STRENGTH OF	OPP. STRENGTH	TEAM	ADJ.	CONF.	ADJ CONF.
Average RPI Loss:	96	RECORD	PCT. RANK	GAMES	SCHEDULE	OF SCHEDULE	RPI	RPI	RPI	RPI
DIV. I ONLY	11- 12	191	6- 4	177	100	182	182	19	19	
DIV. I NON-CONF.	4- 7	226	0- 0	80	145	170	170	13	13	

TOTALS	RPI 1-25	RPI 26-50	W-L RECORDS	RPI 51-100	RPI 101-999	RPI 201+				
11- 12	0- 1	0- 3	OVERALL	0- 2	11- 6	6- 0				
8- 3	0- 0	0- 1	HOME	0- 0	8- 2	4- 0				
2- 8	0- 1	0- 2	AWAY	0- 1	2- 4	2- 0				
1- 1	0- 0	0- 0	NEUTRAL	0- 1	1- 0	0- 0				
4- 7	0- 1	0- 1	NON-CONFERENCE	0- 2	4- 3	2- 0				
2- 2	0- 0	0- 0	HOME	0- 0	2- 2	1- 0				
1- 4	0- 1	0- 1	AWAY	0- 1	1- 1	1- 0				
1- 1	0- 0	0- 0	NEUTRAL	0- 1	1- 0	0- 0				
7- 5	0- 0	0- 2	CONFERENCE	0- 0	7- 3	4- 0				
6- 1	0- 0	0- 1	HOME	0- 0	6- 0	3- 0				
1- 4	0- 0	0- 1	AWAY	0- 0	1- 3	1- 0				
0- 0	0- 0	0- 0	NEUTRAL	0- 0	0- 0	0- 0				

RPI 1-25				RPI 26-50				RPI 51-100				RPI 101+ Team's RPI: 182			
RPI	S	Opponent	Score	RPI	S	Opponent	Score	RPI	S	Opponent	Score	RPI	S	Opponent	Score
11	A	Oregon	40 81	31	A	Northern Colo.	62 68	52	A	Purdue	40 65	126	H	BYU	69 73
				31	H	Northern Colo.	65 70	76	N	Saint Mary's (CA)	56 76	138	A	Portland St.	60 75
				49	A	Gonzaga	45 69					138	H	Portland St.	64 57
												145	A	Fresno St.	56 81
												150	A	Idaho	71 85
												150	H	Idaho	71 64
												155	H	Cal Poly	75 72
												169	A	North Dakota	79 81
												169	H	North Dakota	74 70
												175	H	Boise St.	57 61
												196	N	UT Martin	61 58
												271	A	Sacramento St.	83 72
												271	H	Sacramento St.	83 76
												310	A	Air Force	65 63
												319	H	Northern Ariz.	82 62
												324	H	Southern Utah	58 41
												328	H	Utah Valley	61 41

LAST 12 Division I GAMES:															
150	A	Idaho	71 85	319	H	Northern Ariz.	82 62	150	H	Idaho	71 64				
138	H	Portland St.	64 57	271	A	Sacramento St.	83 72	271	A	Sacramento St.	83 72				
271	H	Sacramento St.	83 76	138	A	Portland St.	60 75	169	H	North Dakota	74 70				
31	A	Northern Colo.	62 68	169	A	North Dakota	79 81	31	H	Northern Colo.	65 70				
169	A	North Dakota	79 81	324	H	Southern Utah	58 41								

Non-Div I Games: Multnomah 88 42

Eastern Wash.

■ Loss,
 ■ Non-Conf,
 ■ Site,
 ■ Home
 ■ Away
 N Neutral

Average RPI Win:	193	WON-LOST	WINNING	LAST 10	STRENGTH OF	OPP. STRENGTH	TEAM	ADJ.	CONF.	ADJ CONF.
Average RPI Loss:	76	RECORD	PCT. RANK	GAMES	SCHEDULE	OF SCHEDULE	RPI	RPI	RPI	RPI
DIV. I ONLY	16- 7	64	7- 3	108	131	60	60	10	10	
DIV. I NON-CONF.	7- 3	74	0- 0	159	87	64	64	12	12	

TOTALS	RPI 1-25	RPI 26-50	W-L RECORDS	RPI 51-100	RPI 101-999	RPI 201+				
16- 7	0- 2	1- 0	OVERALL	3- 2	12- 3	8- 0				
10- 0	0- 0	0- 0	HOME	2- 0	8- 0	5- 0				
5- 6	0- 0	1- 0	AWAY	0- 0	4- 0	3- 0				
1- 1	0- 1	0- 0	NEUTRAL	1- 0	0- 0	0- 0				
7- 3	0- 2	1- 0	NON-CONFERENCE	1- 0	5- 1	3- 0				
3- 0	0- 0	0- 0	HOME	0- 0	3- 0	2- 0				
3- 2	0- 1	1- 0	AWAY	0- 0	2- 1	1- 0				
1- 1	0- 1	0- 0	NEUTRAL	1- 0	0- 0	0- 0				
9- 4	0- 0	0- 0	CONFERENCE	2- 2	7- 2	5- 0				
7- 0	0- 0	0- 0	HOME	2- 0	5- 0	3- 0				
2- 4	0- 0	0- 0	AWAY	0- 2	2- 2	2- 0				
0- 0	0- 0	0- 0	NEUTRAL	0- 0	0- 0	0- 0				

RPI 1-25				RPI 26-50				RPI 51-100				RPI 101+			
RPI	S	Opponent	Score	RPI	S	Opponent	Score	RPI	S	Opponent	Score	RPI	S	Opponent	Score
19	A	NC State	57 70	40	A	UCF	71 57	62	A	Drexel	56 58	106	A	Wake Forest	51 53
21	N	Iowa	61 74					62	H	Drexel	70 58	118	A	Del aware	66 80
								75	A	James Madi son	67 70	118	H	Del aware	64 51
								75	H	James Madi son	50 43	134	A	William & Mary	75 81
								94	N	Al abama	60 55	137	H	Northeastern	78 71
												159	A	Davi dson	75 58
												197	H	Hampton	82 59
												216	A	N. C. A&T	90 59
												254	A	Col . of Charleston	77 55
												254	H	Col . of Charleston	97 44
												260	A	Towson	71 45
												260	H	Towson	84 61
												282	H	UNCW	75 67
												335	H	N. C. Central	78 50
												342	H	Winthrop	98 37

LAST 12 Division I GAMES:															
254	H	Col . of Charleston	97 44	118	H	Del aware	64 51	260	H	Towson	84 61				
62	H	Drexel	70 58	134	A	William & Mary	75 81	75	A	James Madi son	67 70				
75	H	James Madi son	50 43	137	H	Northeastern	78 71	94	N	Al abama	60 55				
254	A	Col . of Charleston	77 55	118	A	Del aware	66 80								
260	A	Towson	71 45												
62	A	Drexel	56 58												

Non-Div I Games: Coker 106 54

EI on

Average RPI Win: 295	WON-LOST RECORD	WINNING PCT. RANK	LAST 10 GAMES	STRENGTH OF SCHEDULE	OPP. STRENGTH OF SCHEDULE	TEAM RPI	ADJ. RPI	CONF. RPI	ADJ CONF. RPI
Average RPI Loss: 208									
DIV. I ONLY	1- 20	345	0- 10	307	288	348	348	24	24
DIV. I NON-CONF.	1- 8	313	0- 0	325	343	347	347	22	22

TOTALS	RPI 1-25	RPI 26-50	W-L RECORDS	RPI 51-100	RPI 101-999	RPI 201+			
1- 20	0- 0	0- 1	OVERALL	0- 3	1- 16	1- 12			
1- 8	0- 0	0- 0	HOME	0- 1	1- 7	1- 4			
0- 12	0- 0	0- 0	AWAY	0- 1	0- 2	0- 2			
0- 0	0- 0	0- 0	NEUTRAL	0- 0	0- 0	0- 0			
1- 8	0- 0	0- 1	NON-CONFERENCE	0- 1	1- 6	1- 6			
1- 1	0- 0	0- 0	HOME	0- 0	1- 1	1- 1			
0- 7	0- 0	0- 1	AWAY	0- 1	0- 5	0- 5			
0- 0	0- 0	0- 0	NEUTRAL	0- 0	0- 0	0- 0			
0- 12	0- 0	0- 0	CONFERENCE	0- 2	0- 10	0- 6			
0- 7	0- 0	0- 0	HOME	0- 1	0- 6	0- 3			
0- 5	0- 0	0- 0	AWAY	0- 1	0- 4	0- 3			
0- 0	0- 0	0- 0	NEUTRAL	0- 0	0- 0	0- 0			

RPI 1-25	RPI 26-50	RPI 51-100	RPI 101+	Team's RPI: 348
RPI S Opponent Score	RPI S Opponent Score	RPI S Opponent Score	RPI S Opponent Score	
	48 A Western Ky. 54 92	85 A Drake 66 107	108 H Missouri St. 65 95	
		85 H Drake 50 101	144 A UNI 41 65	
		97 A Kentucky 62 100	144 H UNI 60 85	
			164 H Southern Ill. 62 74	
			215 H Morehead St. 75 82	
			225 A Southeast Mo. St. 65 74	
			238 A Austin Peay 73 82	
			247 H Bradley 59 117	
			255 H Illinois St. 43 67	
			264 A Indiana St. 48 56	
			264 H Indiana St. 57 66	
			281 A Valparaiso 59 101	
			295 H Murray St. 89 81	
			307 A Loyola Chicago 63 82	
			315 A Alabama A&M 56 70	
			327 A Ill. -Chicago 77 96	
			346 A Eastern Ill. 52 79	
LAST 12 Division I GAMES:				
144 H UNI 60 85	255 H Illinois St. 43 67			
85 H Drake 50 101	85 A Drake 66 107			
264 H Indiana St. 57 66	144 A UNI 41 65			
307 A Loyola Chicago 63 82	264 A Indiana St. 48 56			
281 A Valparaiso 59 101	108 H Missouri St. 65 95			
247 H Bradley 59 117	164 H Southern Ill. 62 74			

Non-Div I Games: Oakland City 96 59 Westminster (MO) 79 53

Average RPI Win: 194

Average RPI Loss: 102

WON-LOST
RECORDWINNING
PCT. RANKLAST 10
GAMESSTRENGTH OF
SCHEDULEOPP. STRENGTH
OF SCHEDULETEAM
RPIADJ.
RPICONF.
RPIADJ CONF.
RPIDIV. I ONLY
DIV. I NON-CONF.21- 4
11- 313
459- 1
0- 0158
50148
5445
2445
2422
2122
21

TOTALS

RPI 1-25

RPI 26-50

W-L RECORDS

RPI 51-100

RPI 101-999

RPI 201+

21- 4 1- 1
10- 0 0- 0
9- 2 0- 0
2- 2 1- 11- 0
1- 0
0- 0
0- 0OVERALL
HOME
AWAY
NEUTRAL4- 2
3- 0
1- 0
0- 115- 1
6- 0
8- 0
1- 012- 1
4- 0
8- 0
0- 011- 3 1- 1
5- 0 0- 0
4- 1 0- 0
2- 2 1- 11- 0
1- 0
0- 0
0- 0NON-CONFERENCE
HOME
AWAY
NEUTRAL2- 2
2- 0
0- 1
0- 17- 0
2- 0
4- 0
1- 05- 0
1- 0
4- 0
0- 010- 1 0- 0
5- 0 0- 0
5- 1 0- 0
0- 0 0- 00- 0
0- 0
0- 0
0- 0CONFERENCE
HOME
AWAY
NEUTRAL2- 0
1- 0
1- 0
0- 08- 1
4- 0
4- 1
0- 07- 1
3- 0
4- 1
0- 0

RPI 1-25

RPI 26-50

Team's RPI: 45

RPI 51-100

RPI 101+

RPI	S	Opponent	Score
6	N	Ohio St.	62 104
24	N	DePaul	89 84

RPI	S	Opponent	Score
38	H	South Dakota St.	87 78

RPI	S	Opponent	Score
72	N	Belmont	65 75
78	H	Harvard	65 56
89	A	Jacksonville	65 63
89	H	Jacksonville	63 58
97	H	Kentucky	70 64
100	A	Chattanooga	61 68

RPI	S	Opponent	Score
139	H	SIUE	66 49
149	N	Kent St.	80 62
179	H	Stetson	80 40
206	A	Siena	63 50
211	A	Akron	82 63
214	H	Illinois	85 61
217	A	Abilene Christian	94 55
229	A	North Florida	73 75
229	H	North Florida	67 52
262	A	Lipscomb	68 54
283	A	USC Upstate	88 44
283	H	USC Upstate	93 60
301	A	Kennesaw St.	78 57
303	A	FIU	88 52
343	A	NJIT	89 43
343	H	NJIT	90 66

LAST 12 Division I GAMES:

343	A	NJIT	89 43	262	A	Lipscomb	68 54
283	A	USC Upstate	88 44	301	A	Kennesaw St.	78 57
229	H	North Florida	67 52	283	H	USC Upstate	93 60
89	A	Jacksonville	65 63	343	H	NJIT	90 66
229	A	North Florida	73 75	179	H	Stetson	80 40
89	H	Jacksonville	63 58	38	H	South Dakota St.	87 78

Non-Div I Games:

Southeastern (FL)

76 66

Ave Maria

99 35

Fla. Memorial

82 43

FGCU

F
I
UF
I
U

FIU

Average RPI Win:	286	WON-LOST	WINNING	LAST 10	STRENGTH OF	OPP. STRENGTH	TEAM	ADJ.	CONF.	ADJ CONF.
Average RPI Loss:	163	RECORD	PCT. RANK	GAMES	SCHEDULE	OF SCHEDULE	RPI	RPI	RPI	RPI
DIV. I ONLY	10- 14	218	4- 6	295	268	258	258	28	28	
DIV. I NON-CONF.	3- 8	268	0- 0	280	209	292	292	26	26	

TOTALS	RPI 1-25	RPI 26-50	W-L RECORDS	RPI 51-100	RPI 101-999	RPI 201+				
10- 14	0- 1	0- 0	OVERALL	0- 2	10- 11	10- 4				
6- 4	0- 1	0- 0	HOME	0- 1	6- 2	6- 1				
4- 9	0- 0	0- 0	AWAY	0- 1	4- 8	4- 3				
0- 1	0- 0	0- 0	NEUTRAL	0- 0	0- 1	0- 0				
3- 8	0- 1	0- 0	NON-CONFERENCE	0- 0	3- 7	3- 1				
2- 2	0- 1	0- 0	HOME	0- 0	2- 1	2- 0				
1- 5	0- 0	0- 0	AWAY	0- 0	1- 5	1- 1				
0- 1	0- 0	0- 0	NEUTRAL	0- 0	0- 1	0- 0				
7- 6	0- 0	0- 0	CONFERENCE	0- 2	7- 4	7- 3				
4- 2	0- 0	0- 0	HOME	0- 1	4- 1	4- 1				
3- 4	0- 0	0- 0	AWAY	0- 1	3- 3	3- 2				
0- 0	0- 0	0- 0	NEUTRAL	0- 0	0- 0	0- 0				

RPI 1-25				RPI 26-50				RPI 51-100				RPI 101+				Team's RPI: 258
RPI	S	Opponent	Score	RPI	S	Opponent	Score	RPI	S	Opponent	Score	RPI	S	Opponent	Score	
23	H	Villanova	44 73					55	A	Quinnipiac	45 77	101	A	Seton Hall	61 80	
								55	H	Quinnipiac	39 58	134	A	William & Mary	47 57	
												137	A	Northeastern	43 63	
												160	A	Lehigh	53 56	
												168	A	Marist	63 71	
												183	N	New Hampshire	61 71	
												200	H	Richmond	67 72	
												206	A	Siena	40 51	
												208	A	Boston College	66 58	
												245	H	Niagara	59 53	
												253	A	Manhattan	44 55	
												253	H	Manhattan	55 52	
												269	H	Mt. St. Mary's	76 65	
												273	A	Rider	68 57	
												273	H	Rider	45 61	
												289	A	Canisius	56 52	
												293	H	Monmouth	61 55	
												332	A	Rhode Island	47 62	
												339	A	Iona	78 68	
												345	H	Saint Peter's	62 41	
												347	H	UMass Lowell	78 67	
LAST 12 Division I GAMES:																
253	A	Manhattan	44 55	55	A	Quinnipiac	45 77									
339	A	Iona	78 68	345	H	Saint Peter's	62 41									
253	H	Manhattan	55 52	168	A	Marist	63 71									
55	H	Quinnipiac	39 58	273	H	Rider	45 61									
273	A	Rider	68 57	293	H	Monmouth	61 55									
206	A	Siena	40 51	245	H	Niagara	59 53									

Non-Div I Games:

Fairfield

Average RPI Win:	300	WON-LOST	WINNING	LAST 10	STRENGTH OF	OPP. STRENGTH	TEAM	ADJ.	CONF.	ADJ CONF.
Average RPI Loss:	205	RECORD	PCT. RANK	GAMES	SCHEDULE	OF SCHEDULE	RPI	RPI	RPI	RPI
DIV. I ONLY	14- 9	113	6- 4	348	305	274	274	29	29	
DIV. I NON-CONF.	7- 3	74	0- 0	346	323	254	254	29	29	

TOTALS	RPI 1-25	RPI 26-50	W-L RECORDS	RPI 51-100	RPI 101-999	RPI 201+				
14- 9	0- 0	0- 1	OVERALL	0- 0	14- 8	13- 5				
8- 5	0- 0	0- 0	HOME	0- 0	8- 5	7- 2				
6- 4	0- 0	0- 1	AWAY	0- 0	6- 3	6- 3				
0- 0	0- 0	0- 0	NEUTRAL	0- 0	0- 0	0- 0				
7- 3	0- 0	0- 1	NON-CONFERENCE	0- 0	7- 2	6- 1				
5- 1	0- 0	0- 0	HOME	0- 0	5- 1	4- 0				
2- 2	0- 0	0- 1	AWAY	0- 0	2- 1	2- 1				
0- 0	0- 0	0- 0	NEUTRAL	0- 0	0- 0	0- 0				
7- 6	0- 0	0- 0	CONFERENCE	0- 0	7- 6	7- 4				
3- 4	0- 0	0- 0	HOME	0- 0	3- 4	3- 2				
4- 2	0- 0	0- 0	AWAY	0- 0	4- 2	4- 2				
0- 0	0- 0	0- 0	NEUTRAL	0- 0	0- 0	0- 0				

RPI 1-25				RPI 26-50				RPI 51-100				RPI 101+ Team's RPI: 274			
RPI	S	Opponent	Score	RPI	S	Opponent	Score	RPI	S	Opponent	Score	RPI	S	Opponent	Score
				26	A	Rutgers	35 101					112	H	Saint Francis (PA)	56 80
												141	H	Robert Morris	68 77
												176	H	Army West Point	58 56
												198	H	Stony Brook	51 56
												248	A	Howard	65 68
												266	A	St. Francis Brooklyn	70 62
												269	A	Mt. St. Mary's	52 55
												269	H	Mt. St. Mary's	53 55
												278	H	Colgate	61 51
												279	A	LIU Brooklyn	61 49
												287	H	Sacred Heart	69 59
												291	A	Central Conn. St.	56 76
												291	H	Central Conn. St.	78 49
												292	A	Bryant	77 69
												292	H	Bryant	48 65
												293	H	Monmouth	78 61
												326	A	Wagner	74 64
												326	H	Wagner	62 61
												343	A	NJIT	74 70
												345	H	Saint Peter's	69 59
												347	H	UMass Lowell	60 51
												349	A	Longwood	72 52
LAST 12 Division I GAMES:															
				326	H	Wagner	62 61					287	H	Sacred Heart	69 59
				269	H	Mt. St. Mary's	53 55					291	H	Central Conn. St.	78 49
				291	A	Central Conn. St.	56 76					292	H	Bryant	48 65
				292	A	Bryant	77 69					269	A	Mt. St. Mary's	52 55
				279	A	LIU Brooklyn	61 49					326	A	Wagner	74 64
				266	A	St. Francis Brooklyn	70 62					112	H	Saint Francis (PA)	56 80

Non-Div I Games: Rutgers-Newark 76 40

Fairleigh Dickinson

Average RPI Win:	260	WON-LOST	WINNING	LAST 10	STRENGTH OF	OPP. STRENGTH	TEAM	ADJ.	CONF.	ADJ CONF.
Average RPI Loss:	130	RECORD	PCT. RANK	GAMES	SCHEDULE	OF SCHEDULE	RPI	RPI	RPI	RPI
DIV. I ONLY	10- 11	194	4- 6	168	254	212	212	18	18	
DIV. I NON-CONF.	6- 5	153	2- 0	300	284	238	238	20	20	

TOTALS	RPI 1-25	RPI 26-50	W-L RECORDS	RPI 51-100	RPI 101-999	RPI 201+				
10- 11	0- 0	0- 1	OVERALL	0- 4	10- 6	8- 3				
7- 5	0- 0	0- 0	HOME	0- 2	7- 3	5- 2				
3- 5	0- 0	0- 1	AWAY	0- 2	3- 2	3- 0				
0- 1	0- 0	0- 0	NEUTRAL	0- 0	0- 1	0- 1				
6- 5	0- 0	0- 0	NON-CONFERENCE	0- 2	6- 3	6- 2				
4- 2	0- 0	0- 0	HOME	0- 1	4- 1	4- 1				
2- 2	0- 0	0- 0	AWAY	0- 1	2- 1	2- 0				
0- 1	0- 0	0- 0	NEUTRAL	0- 0	0- 1	0- 1				
4- 6	0- 0	0- 1	CONFERENCE	0- 2	4- 3	2- 1				
3- 3	0- 0	0- 0	HOME	0- 1	3- 2	1- 1				
1- 3	0- 0	0- 1	AWAY	0- 1	1- 1	1- 0				
0- 0	0- 0	0- 0	NEUTRAL	0- 0	0- 0	0- 0				

RPI 1-25				RPI 26-50				RPI 51-100				RPI 101+				Team's RPI: 212	
RPI	S	Opponent	Score	RPI	S	Opponent	Score	RPI	S	Opponent	Score	RPI	S	Opponent	Score		
				48	A	Western Ky.	63 82										
								56	H	Mercer	55 66	119	H	Middle Tenn.	65 69		
								66	A	Nebraska	69 86	136	A	UTEP	70 75		
								81	A	UAB	57 90	136	H	UTEP	72 66		
								95	H	Rice	53 67	142	A	Colorado	69 76		
												157	H	Louisiana Tech	86 72		
												205	N	Bowling Green	55 66		
												222	H	North Texas	51 65		
												229	H	North Florida	83 75		
												264	A	Indiana St.	66 58		
												265	H	Grand Canyon	73 77		
												266	H	St. Francis Brooklyn	80 60		
												268	H	UMKC	65 55		
												296	A	UTSA	99 65		
												321	A	Georgia St.	82 50		
												330	H	Delaware St.	90 67		
												334	H	Marshall	79 59		
LAST 12 Division I GAMES:																	
				222	H	North Texas	51 65	136	A	UTEP	70 75						
				119	H	Middle Tenn.	65 69	95	H	Rice	53 67						
				48	A	Western Ky.	63 82	136	H	UTEP	72 66						
				81	A	UAB	57 90	334	H	Marshall	79 59						
				296	A	UTSA	99 65	268	H	UMKC	65 55						
				157	H	Louisiana Tech	86 72	330	H	Delaware St.	90 67						

Non-Div I Games:

Fla. Atlantic

Florida				Through Games Of Feb. 12, 2018							
Average RPI	Win:	204	WON-LOST	WINNING	LAST 10	STRENGTH OF	OPP. STRENGTH	TEAM	ADJ.	CONF.	ADJ CONF.
Average RPI	Loss:	65	RECORD	PCT. RANK	GAMES	SCHEDULE	OF SCHEDULE	RPI	RPI	RPI	RPI
DIV. I ONLY		10- 15	227	2- 8	60	48	163	163	2	2	
DIV. I NON-CONF.		8- 5	111	0- 0	232	118	194	194	2	2	

TOTALS	RPI 1-25		RPI 26-50		W-L RECORDS		RPI 51-100		RPI 101-999		RPI 201+
10- 15	0- 8		1- 0		OVERALL		2- 4		7- 3		4- 0
6- 9	0- 5		0- 0		HOME		1- 3		5- 1		3- 0
2- 5	0- 3		1- 0		AWAY		1- 1		0- 1		0- 0
2- 1	0- 0		0- 0		NEUTRAL		0- 0		2- 1		1- 0
8- 5	0- 2		1- 0		NON-CONFERENCE		1- 1		6- 2		4- 0
5- 4	0- 2		0- 0		HOME		1- 1		4- 1		3- 0
1- 0	0- 0		1- 0		AWAY		0- 0		0- 0		0- 0
2- 1	0- 0		0- 0		NEUTRAL		0- 0		2- 1		1- 0
2- 10	0- 6		0- 0		CONFERENCE		1- 3		1- 1		0- 0
1- 5	0- 3		0- 0		HOME		0- 2		1- 0		0- 0
1- 5	0- 3		0- 0		AWAY		1- 1		0- 1		0- 0
0- 0	0- 0		0- 0		NEUTRAL		0- 0		0- 0		0- 0

RPI 1-25				RPI 26-50				RPI 51-100				RPI 101+ Team's RPI: 163			
RPI	S	Opponent	Score	RPI	S	Opponent	Score	RPI	S	Opponent	Score	RPI	S	Opponent	Score
3	A	Mississippi St.	53 90	30	A	Oklahoma	80 61	89	H	Jacksonville	69 59	131	A	Ole Miss	75 78
3	H	Mississippi St.	50 98					94	H	Alabama	54 63	131	H	Ole Miss	61 60
5	H	Florida St.	54 84					96	A	Auburn	55 84	162	H	Saint Joseph's	71 51
6	H	Ohio St.	77 103					97	H	Kentucky	53 56	179	N	Stetson	71 85
15	A	Missouri	64 66					98	A	Arkansas	65 51	187	H	Arkansas St.	69 70
18	A	South Carolina	57 64					100	H	Chattanooga	60 65	200	N	Richmond	87 80
22	H	Georgia	57 66									321	H	Georgia St.	82 66
25	H	LSU	59 66									330	H	Delaware St.	85 51

LAST 12 Division I GAMES:															
18	A	South Carolina	57 64	98	A	Arkansas	65 51								
3	H	Mississippi St.	50 98	25	H	LSU	59 66								
15	A	Missouri	64 66	97	H	Kentucky	53 56								
22	H	Georgia	57 66	131	A	Ole Miss	75 78								
3	A	Mississippi St.	53 90	94	H	Alabama	54 63								
131	H	Ole Miss	61 60	96	A	Auburn	55 84								

Non-Div I Games:

Florida

Average RPI Win:	306	WON-LOST	WINNING	LAST 10	STRENGTH OF	OPP. STRENGTH	TEAM	ADJ.	CONF.	ADJ CONF.
Average RPI Loss:	224	RECORD	PCT. RANK	GAMES	SCHEDULE	OF SCHEDULE	RPI	RPI	RPI	RPI
DIV. I ONLY	4- 20	321	2- 8	341	298	344	344	30	30	
DIV. I NON-CONF.	1- 11	331	0- 0	327	213	342	342	30	30	

TOTALS	RPI 1-25	RPI 26-50	W-L RECORDS	RPI 51-100	RPI 101-999	RPI 201+				
4- 20	0- 0	0- 0	OVERALL	0- 3	4- 17	4- 15				
3- 4	0- 0	0- 0	HOME	0- 0	3- 4	3- 4				
1- 15	0- 0	0- 0	AWAY	0- 3	1- 12	1- 10				
0- 1	0- 0	0- 0	NEUTRAL	0- 0	0- 1	0- 1				
1- 11	0- 0	0- 0	NON-CONFERENCE	0- 3	1- 8	1- 8				
0- 2	0- 0	0- 0	HOME	0- 0	0- 2	0- 2				
1- 8	0- 0	0- 0	AWAY	0- 3	1- 5	1- 5				
0- 1	0- 0	0- 0	NEUTRAL	0- 0	0- 1	0- 1				
3- 9	0- 0	0- 0	CONFERENCE	0- 0	3- 9	3- 7				
3- 2	0- 0	0- 0	HOME	0- 0	3- 2	3- 2				
0- 7	0- 0	0- 0	AWAY	0- 0	0- 7	0- 5				
0- 0	0- 0	0- 0	NEUTRAL	0- 0	0- 0	0- 0				

RPI 1-25				RPI 26-50				RPI 51-100				RPI 101+ Team's RPI: 344					
RPI	S	Opponent	Score	RPI	S	Opponent	Score	RPI	S	Opponent	Score	RPI	S	Opponent	Score		
								84	A	Kansas St.	57	81	123	A	Bethune-Cookman	42	44
								91	A	Miami (OH)	33	73	197	A	Hampton	65	66
								94	A	Alabama	55	91	204	A	Norfolk St.	49	70
												213	A	Xavier	52	70	
												223	A	Eastern Mich.	61	83	
												227	A	Texas Tech	63	82	
												229	H	North Florida	68	77	
												239	A	Omaha	73	78	
												248	A	Howard	65	76	
												248	H	Howard	74	59	
												257	N	A&M-Corpus Christi	55	58	
												261	A	Morgan St.	56	61	
												261	H	Morgan St.	44	59	
												280	A	UMES	70	87	
												287	H	Sacred Heart	68	73	
												306	A	Coppin St.	56	62	
												312	A	Western Caro.	80	63	
												318	A	UTRGV	38	51	
												330	H	Delaware St.	59	54	
												335	H	N.C. Central	84	81	
												341	H	Savannah St.	47	65	

LAST 12 Division I GAMES:																	
				261	H	Morgan St.	44	59	197	A	Hampton	65	66				
				335	H	N.C. Central	84	81	330	H	Delaware St.	59	54				
				280	A	UMES	70	87	123	A	Bethune-Cookman	42	44				
				248	A	Howard	65	76	306	A	Coppin St.	56	62				
				341	H	Savannah St.	47	65	261	A	Morgan St.	56	61				
				204	A	Norfolk St.	49	70	248	H	Howard	74	59				

Non-Div I Games: Lynn 74 37

Florida A&M

Average RPI Win:	115	WON-LOST	WINNING	LAST 10	STRENGTH OF	OPP. STRENGTH	TEAM	ADJ.	CONF.	ADJ CONF.
Average RPI Loss:	17	RECORD	PCT. RANK	GAMES	SCHEDULE	OF SCHEDULE	RPI	RPI	RPI	RPI
DIV. I ONLY	21- 4	13	7- 3	11	27	5	5	1	1	
DIV. I NON-CONF.	12- 1	6	0- 0	41	75	5	5	1	1	

TOTALS	RPI 1-25	RPI 26-50	W-L RECORDS	RPI 51-100	RPI 101-999	RPI 201+				
21- 4	2- 3	5- 1	OVERALL	3- 0	11- 0	4- 0				
10- 1	0- 1	3- 0	HOME	2- 0	5- 0	2- 0				
11- 3	2- 2	2- 1	AWAY	1- 0	6- 0	2- 0				
0- 0	0- 0	0- 0	NEUTRAL	0- 0	0- 0	0- 0				
12- 1	1- 1	2- 0	NON-CONFERENCE	2- 0	7- 0	4- 0				
6- 0	0- 0	1- 0	HOME	1- 0	4- 0	2- 0				
6- 1	1- 1	1- 0	AWAY	1- 0	3- 0	2- 0				
0- 0	0- 0	0- 0	NEUTRAL	0- 0	0- 0	0- 0				
9- 3	1- 2	3- 1	CONFERENCE	1- 0	4- 0	0- 0				
4- 1	0- 1	2- 0	HOME	1- 0	1- 0	0- 0				
5- 2	1- 1	1- 1	AWAY	0- 0	3- 0	0- 0				
0- 0	0- 0	0- 0	NEUTRAL	0- 0	0- 0	0- 0				

RPI	S	Opponent	Score	RPI	S	Opponent	Score	RPI	S	Opponent	Score	RPI	S	Opponent	Score
2	H	Notre Dame	69 100	28	H	Virginia	77 62	63	H	Virginia Tech	107 62	104	H	North Carolina	103 65
4	A	Louisville	50 49	33	H	Arizona St.	77 66	75	A	James Madison	79 63	106	A	Wake Forest	81 79
9	A	Texas	72 87	36	A	Syracuse	69 76	89	H	Jacksonville	82 50	140	A	Clemson	69 47
19	A	NC State	56 65	37	A	Creighton	92 82					161	H	Samford	87 62
21	A	Iowa	94 93	47	A	Miami (FL)	91 71					163	A	Florida	84 54
				47	H	Miami (FL)	105 67					167	A	Pittsburgh	66 59

LAST 12 Division I GAMES:															
				47	A	Miami (FL)	91 71	106	A	Wake Forest	81 79				
				28	H	Virginia	77 62	63	H	Virginia Tech	107 62				
				167	A	Pittsburgh	66 59	47	H	Miami (FL)	105 67				
				19	A	NC State	56 65	36	A	Syracuse	69 76				
				2	H	Notre Dame	69 100	140	A	Clemson	69 47				
				4	A	Louisville	50 49	104	H	North Carolina	103 65				

Non-Div I Games:

Florida St.

Average RPI Win: 184	WON-LOST RECORD	WINNING PCT. RANK	LAST 10 GAMES	STRENGTH OF SCHEDULE	OPP. STRENGTH OF SCHEDULE	TEAM RPI	ADJ. RPI	CONF. RPI	ADJ. CONF. RPI
Average RPI Loss: 87									
DIV. I ONLY	19- 6	44	8- 2	155	98	70	70	12	12
DIV. I NON-CONF.	9- 4	82	0- 0	119	57	69	69	10	10

TOTALS	RPI 1-25	RPI 26-50	W-L RECORDS	RPI 51-100	RPI 101-999	RPI 201+			
19- 6	0- 1	1- 1	OVERALL	3- 2	15- 2	7- 1			
12- 2	0- 1	1- 1	HOME	2- 0	9- 0	4- 0			
7- 4	0- 0	0- 0	AWAY	1- 2	6- 2	3- 1			
0- 0	0- 0	0- 0	NEUTRAL	0- 0	0- 0	0- 0			
9- 4	0- 1	1- 0	NON-CONFERENCE	2- 2	6- 1	3- 1			
7- 1	0- 1	1- 0	HOME	1- 0	5- 0	2- 0			
2- 3	0- 0	0- 0	AWAY	1- 2	1- 1	1- 1			
0- 0	0- 0	0- 0	NEUTRAL	0- 0	0- 0	0- 0			
10- 2	0- 0	0- 1	CONFERENCE	1- 0	9- 1	4- 0			
5- 1	0- 0	0- 1	HOME	1- 0	4- 0	2- 0			
5- 1	0- 0	0- 0	AWAY	0- 0	5- 1	2- 0			
0- 0	0- 0	0- 0	NEUTRAL	0- 0	0- 0	0- 0			

RPI 1-25				RPI 26-50				RPI 51-100 Team's RPI: 70				RPI 101+			
RPI	S	Opponent	Score	RPI	S	Opponent	Score	RPI	S	Opponent	Score	RPI	S	Opponent	Score
10	H	UCLA	30 67	31	H	Northern Colo.	48 33	53	A	St. John's (NY)	67 64	103	A	Saint Louis	85 91
				39	H	Dayton	62 63	57	H	UC Davis	70 62	103	H	Saint Louis	66 63
								79	A	Albany (NY)	52 59	110	A	George Mason	67 62
								83	A	Penn St.	60 65	127	H	Bucknell	71 62
								93	H	George Washington	61 50	154	H	Hartford	69 44
												159	A	Davidson	58 45
												159	H	Davidson	66 58
												167	H	Pittsburgh	58 55
												200	A	Richmond	43 38
												208	A	Boston College	52 55
												253	A	Manhattan	54 48
												256	H	St. Bonaventure	72 48
												285	A	Massachusetts	62 51
												288	A	VCU	64 54
												329	H	UMBC	55 46
												332	H	Rhode Island	76 64
												339	H	Iona	78 48

LAST 12 Division I GAMES:															
159	A	Davidson	58 45	39	H	Dayton	62 63	288	A	VCU	64 54	159	H	Davidson	66 58
332	H	Rhode Island	76 64	285	A	Massachusetts	62 51	103	H	Saint Louis	66 63	256	H	St. Bonaventure	72 48
103	A	Saint Louis	85 91	93	H	George Washington	61 50	53	A	St. John's (NY)	67 64	200	A	Richmond	43 38
110	A	George Mason	67 62												

Non-Div I Games:

Fordham

Average RPI Win:	297	WON-LOST	WINNING	LAST 10	STRENGTH OF	OPP. STRENGTH	TEAM	ADJ.	CONF.	ADJ CONF.
Average RPI Loss:	168	RECORD	PCT. RANK	GAMES	SCHEDULE	OF SCHEDULE	RPI	RPI	RPI	RPI
DIV. I ONLY	3- 19	327	1- 9	171	267	320	320	15	15	
DIV. I NON-CONF.	2- 8	290	0- 0	295	317	337	337	17	17	

TOTALS	RPI 1-25	RPI 26-50	W-L RECORDS	RPI 51-100	RPI 101-999	RPI 201+				
3- 19	0- 0	0- 2	OVERALL	0- 3	3- 14	3- 7				
3- 6	0- 0	0- 0	HOME	0- 1	3- 5	3- 1				
0- 13	0- 0	0- 2	AWAY	0- 2	0- 9	0- 6				
0- 0	0- 0	0- 0	NEUTRAL	0- 0	0- 0	0- 0				
2- 8	0- 0	0- 1	NON-CONFERENCE	0- 1	2- 6	2- 5				
2- 2	0- 0	0- 0	HOME	0- 0	2- 2	2- 1				
0- 6	0- 0	0- 1	AWAY	0- 1	0- 4	0- 4				
0- 0	0- 0	0- 0	NEUTRAL	0- 0	0- 0	0- 0				
1- 11	0- 0	0- 1	CONFERENCE	0- 2	1- 8	1- 2				
1- 4	0- 0	0- 0	HOME	0- 1	1- 3	1- 0				
0- 7	0- 0	0- 1	AWAY	0- 1	0- 5	0- 2				
0- 0	0- 0	0- 0	NEUTRAL	0- 0	0- 0	0- 0				

RPI 1-25				RPI 26-50				RPI 51-100				RPI 101+				Team's RPI: 320	
RPI	S	Opponent	Score	RPI	S	Opponent	Score	RPI	S	Opponent	Score	RPI	S	Opponent	Score		
				38	A	South Dakota St.	49 105	72	A	Belmont	42 74	105	A	Western Ill.	44 91		
				43	A	Michigan	45 77	73	A	South Dakota	43 85	105	H	Western Ill.	64 100		
								73	H	South Dakota	60 79	113	H	Milwaukee	48 60		
												180	A	Denver	65 86		
												180	H	Denver	55 73		
												190	A	Oral Roberts	45 66		
												190	H	Oral Roberts	48 73		
												213	A	Xavier	50 62		
												214	A	Illinois	50 64		
												239	A	Omaha	61 77		
												239	H	Omaha	76 65		
												275	A	Coastal Caro.	58 67		
												281	A	Valparaiso	50 68		
												284	A	North Dakota St.	56 72		
												307	H	Loyola Chicago	79 70		
												327	H	Ill.-Chicago	51 67		
												346	H	Eastern Ill.	93 77		
LAST 12 Division I GAMES:																	
				239	A	Omaha	61 77	105	A	Western Ill.	44 91						
				73	H	South Dakota	60 79	73	A	South Dakota	43 85						
				180	A	Denver	65 86	239	H	Omaha	76 65						
				190	A	Oral Roberts	45 66	180	H	Denver	55 73						
				38	A	South Dakota St.	49 105	190	H	Oral Roberts	48 73						
				284	A	North Dakota St.	56 72	105	H	Western Ill.	64 100						

Non-Div I Games: Quincy 73 72 Maryville (MO) 70 76 Findlay 55 75

Fort Wayne

Average RPI Win:	202	WON-LOST	WINNING	LAST 10	STRENGTH OF	OPP. STRENGTH	TEAM	ADJ.	CONF.	ADJ CONF.
Average RPI Loss:	170	RECORD	PCT. RANK	GAMES	SCHEDULE	OF SCHEDULE	RPI	RPI	RPI	RPI
DIV. I ONLY	14- 10	124	7- 3	218	159	145	145	16	16	
DIV. I NON-CONF.	5- 6	187	0- 0	146	233	198	198	14	14	

TOTALS	RPI 1-25	RPI 26-50	W-L RECORDS	RPI 51-100	RPI 101-999	RPI 201+				
14- 10	0- 0	0- 1	OVERALL	2- 1	12- 8	7- 2				
10- 2	0- 0	0- 1	HOME	1- 0	9- 1	4- 1				
4- 8	0- 0	0- 0	AWAY	1- 1	3- 7	3- 1				
0- 0	0- 0	0- 0	NEUTRAL	0- 0	0- 0	0- 0				
5- 6	0- 0	0- 1	NON-CONFERENCE	0- 0	5- 5	2- 1				
4- 2	0- 0	0- 1	HOME	0- 0	4- 1	1- 1				
1- 4	0- 0	0- 0	AWAY	0- 0	1- 4	1- 0				
0- 0	0- 0	0- 0	NEUTRAL	0- 0	0- 0	0- 0				
9- 4	0- 0	0- 0	CONFERENCE	2- 1	7- 3	5- 1				
6- 0	0- 0	0- 0	HOME	1- 0	5- 0	3- 0				
3- 4	0- 0	0- 0	AWAY	1- 1	2- 3	2- 1				
0- 0	0- 0	0- 0	NEUTRAL	0- 0	0- 0	0- 0				

RPI 1-25				RPI 26-50				RPI 51-100				RPI 101+ Team's RPI: 145			
RPI	S	Opponent	Score	RPI	S	Opponent	Score	RPI	S	Opponent	Score	RPI	S	Opponent	Score
				33	H	Ari zona St.	49 81					115	H	Col orado St.	56 45
								71	H	Wyomi ng	60 47	147	H	Weber St.	81 78
								86	A	New Mexi co	75 88	151	A	San Franci sco	62 70
								90	A	UNLV	74 72	152	A	Texas St.	59 76
												171	H	Paci fi c	81 70
												175	A	Boise St.	66 75
												177	A	UT Arlington	54 67
												182	H	Eastern Wash.	81 56
												189	A	Nevada	73 90
												189	H	Nevada	68 55
												201	A	CSUN	72 85
												203	A	UC Santa Barbara	64 57
												234	H	UC Ri versi de	56 68
												240	H	Montana	61 58
												251	A	San Diego St.	66 60
												251	H	San Diego St.	64 53
												297	A	Utah St.	52 60
												297	H	Utah St.	57 56
												310	A	Air Force	64 58
												310	H	Air Force	64 48
LAST 12 Division I GAMES:															
				251	A	San Diego St.	66 60	251	H	San Diego St.	64 53				
				71	H	Wyomi ng	60 47	86	A	New Mexi co	75 88				
				189	H	Nevada	68 55	175	A	Boise St.	66 75				
				310	H	Air Force	64 48	115	H	Col orado St.	56 45				
				297	A	Utah St.	52 60	297	H	Utah St.	57 56				
				90	A	UNLV	74 72	310	A	Air Force	64 58				

Non-Div I Games:

Fresno St.

Average RPI Win: 224	WON-LOST RECORD	WINNING PCT. RANK	LAST 10 GAMES	STRENGTH OF SCHEDULE	OPP. STRENGTH OF SCHEDULE	TEAM RPI	ADJ. RPI	CONF. RPI	ADJ CONF. RPI
Average RPI Loss: 158									
DIV. I ONLY	12- 11	162	4- 5	257	146	188	188	17	17
DIV. I NON-CONF.	7- 5	132	0- 0	281	162	152	152	16	16

TOTALS	RPI 1-25	RPI 26-50	W-L RECORDS	RPI 51-100	RPI 101-999	RPI 201+			
12- 11	0- 1	0- 0	OVERALL	2- 2	10- 8	8- 5			
8- 2	0- 0	0- 0	HOME	1- 1	7- 1	5- 0			
3- 8	0- 0	0- 0	AWAY	0- 0	3- 3	3- 2			
1- 1	0- 0	0- 0	NEUTRAL	1- 0	0- 1	0- 1			
7- 5	0- 1	0- 0	NON-CONFERENCE	1- 0	6- 4	5- 3			
4- 0	0- 0	0- 0	HOME	0- 0	4- 0	3- 0			
2- 4	0- 1	0- 0	AWAY	0- 0	2- 3	2- 2			
1- 1	0- 0	0- 0	NEUTRAL	1- 0	0- 1	0- 1			
5- 6	0- 0	0- 0	CONFERENCE	1- 2	4- 4	3- 2			
4- 2	0- 0	0- 0	HOME	1- 1	3- 1	2- 0			
1- 4	0- 0	0- 0	AWAY	0- 1	1- 3	1- 2			
0- 0	0- 0	0- 0	NEUTRAL	0- 0	0- 0	0- 0			

RPI 1-25				RPI 26-50				RPI 51-100				RPI 101+ Team's RPI: 188			
RPI	S	Opponent	Score	RPI	S	Opponent	Score	RPI	S	Opponent	Score	RPI	S	Opponent	Score
22	A	Georgia	44 79					56	A	Mercer	53 65	104	A	North Carolina	56 84
								56	H	Mercer	64 86	122	H	ETSU	57 69
								77	N	Ohio	70 68	159	H	Davids on	65 62
								100	H	Chattanooga	58 57	161	A	Samford	58 62
												161	H	Samford	45 41
												213	N	Xavier	62 75
												220	A	UNCG	74 76
												220	A	Gardner-Webb	57 71
												220	H	UNCG	55 54
												228	A	UNC Asheville	71 63
												254	H	Col. of Charleston	72 58
												270	A	Presbyteri an	75 76
												282	H	UNCW	76 71
												283	A	USC Upstate	80 59
												298	A	Wofford	48 79
												301	H	Kennesaw St.	78 59
												312	A	Western Caro.	68 59
												312	H	Western Caro.	66 46

LAST 12 Division I GAMES:															
312	H	Western Caro.	66 46	122	H	ETSU	57 69								
220	H	UNCG	55 54	220	A	UNCG	74 76								
161	A	Samford	58 62	312	A	Western Caro.	68 59								
56	A	Mercer	53 65	56	H	Mercer	64 86								
298	A	Wofford	48 79	161	H	Samford	45 41								
100	H	Chattanooga	58 57	270	A	Presbyteri an	75 76								

Non-Div I Games: Pfeiffer 102 51 Bob Jones 93 46 Converse 80 41

Furman

Average RPI Win:	276	WON-LOST	WINNING	LAST 10	STRENGTH OF	OPP. STRENGTH	TEAM	ADJ.	CONF.	ADJ CONF.
Average RPI Loss:	178	RECORD	PCT. RANK	GAMES	SCHEDULE	OF SCHEDULE	RPI	RPI	RPI	RPI
DIV. I ONLY	3- 19	327	2- 8	186	299	323	323	23	23	
DIV. I NON-CONF.	1- 8	313	0- 0	139	333	293	293	23	23	

TOTALS	RPI 1-25	RPI 26-50	W-L RECORDS	RPI 51-100	RPI 101-999	RPI 201+				
3- 19	0- 0	0- 1	OVERALL	0- 3	3- 15	2- 6				
2- 9	0- 0	0- 0	HOME	0- 2	2- 7	1- 2				
1- 10	0- 0	0- 1	AWAY	0- 1	1- 8	1- 4				
0- 0	0- 0	0- 0	NEUTRAL	0- 0	0- 0	0- 0				
1- 8	0- 0	0- 1	NON-CONFERENCE	0- 3	1- 4	1- 3				
0- 5	0- 0	0- 0	HOME	0- 2	0- 3	0- 2				
1- 3	0- 0	0- 1	AWAY	0- 1	1- 1	1- 1				
0- 0	0- 0	0- 0	NEUTRAL	0- 0	0- 0	0- 0				
2- 11	0- 0	0- 0	CONFERENCE	0- 0	2- 11	1- 3				
2- 4	0- 0	0- 0	HOME	0- 0	2- 4	1- 0				
0- 7	0- 0	0- 0	AWAY	0- 0	0- 7	0- 3				
0- 0	0- 0	0- 0	NEUTRAL	0- 0	0- 0	0- 0				

RPI 1-25				RPI 26-50				RPI 51-100				RPI 101+				Team's RPI: 323
RPI	S	Opponent	Score	RPI	S	Opponent	Score	RPI	S	Opponent	Score	RPI	S	Opponent	Score	
				40	A	UCF	38 62	56	A	Mercer	45 72	114	A	Little Rock	52 92	
								69	H	IUPUI	52 72	114	H	Little Rock	34 64	
								94	H	Alabama	36 84	121	A	South Ala.	52 79	
												152	H	Texas St.	56 81	
												158	H	Louisiana	48 58	
												166	A	Troy	47 88	
												177	H	UT Arlington	73 68	
												187	A	Arkansas St.	48 69	
												187	H	Arkansas St.	62 71	
												198	H	Stony Brook	49 68	
												216	A	N.C. A&T	49 60	
												272	A	Appalachian St.	56 87	
												275	A	Coastal Caro.	51 54	
												301	H	Kennesaw St.	58 60	
												316	A	South Carolina St.	61 58	
												321	A	Georgia St.	56 71	
												336	H	La.-Monroe	75 45	
												341	H	Savannah St.	67 71	

LAST 12 Division I GAMES:																
				158	H	Louisiana	48 58	321	A	Georgia St.	56 71					
				336	H	La.-Monroe	75 45	272	A	Appalachian St.	56 87					
				187	A	Arkansas St.	48 69	275	A	Coastal Caro.	51 54					
				114	A	Little Rock	52 92	114	H	Little Rock	34 64					
				177	H	UT Arlington	73 68	187	H	Arkansas St.	62 71					
				152	H	Texas St.	56 81	121	A	South Ala.	52 79					

Non-Div I Games: Coastal Ga. 68 63 Thomas (GA) 79 51

Ga. Southern

Average RPI Win:	268	WON-LOST	WINNING	LAST 10	STRENGTH OF	OPP. STRENGTH	TEAM	ADJ.	CONF.	ADJ CONF.
Average RPI Loss:	154	RECORD	PCT. RANK	GAMES	SCHEDULE	OF SCHEDULE	RPI	RPI	RPI	RPI
DIV. I ONLY	12- 9	134	4- 6	309	284	220	220	27	27	
DIV. I NON-CONF.	7- 2	51	0- 0	288	218	120	120	28	28	

TOTALS	RPI 1-25	RPI 26-50	W-L RECORDS	RPI 51-100	RPI 101-999	RPI 201+				
12- 9	0- 0	0- 1	OVERALL	0- 3	12- 5	9- 3				
7- 4	0- 0	0- 1	HOME	0- 1	7- 2	5- 2				
5- 5	0- 0	0- 0	AWAY	0- 0	5- 3	4- 1				
0- 0	0- 0	0- 0	NEUTRAL	0- 0	0- 0	0- 0				
7- 2	0- 0	0- 1	NON-CONFERENCE	0- 1	7- 0	5- 0				
4- 1	0- 0	0- 1	HOME	0- 0	4- 0	3- 0				
3- 1	0- 0	0- 0	AWAY	0- 1	3- 0	2- 0				
0- 0	0- 0	0- 0	NEUTRAL	0- 0	0- 0	0- 0				
5- 7	0- 0	0- 0	CONFERENCE	0- 2	5- 5	4- 3				
3- 3	0- 0	0- 0	HOME	0- 1	3- 2	2- 2				
2- 4	0- 0	0- 0	AWAY	0- 1	2- 3	2- 1				
0- 0	0- 0	0- 0	NEUTRAL	0- 0	0- 0	0- 0				

RPI 1-25				RPI 26-50				RPI 51-100				RPI 101+ Team's RPI: 220			
RPI	S	Opponent	Score	RPI	S	Opponent	Score	RPI	S	Opponent	Score	RPI	S	Opponent	Score
				40	H	UCF	30 65	87	A	Liberty	41 59	156	A	Radford	46 66
								87	H	Liberty	60 85	156	H	Radford	69 53
								97	A	Kentucky	34 72	159	A	Davi dson	70 65
												173	A	High Poi nt	80 83
												188	H	Furman	71 57
												215	A	Morehead St.	68 60
												228	H	UNC Asheville	60 61
												246	H	Campbel l	44 73
												269	A	Mt. St. Mary's	75 67
												270	A	Presbyteri an	69 72
												283	H	USC Upstate	60 39
												298	H	Wofford	73 55
												305	H	Charleston So.	68 52
												312	H	Western Caro.	70 67
												342	A	Wi nthrop	66 59
												342	H	Wi nthrop	68 55
												349	A	Longwood	61 54

LAST 12 Division I GAMES:															
				342	H	Wi nthrop	68 55	305	H	Charleston So.	68 52				
				87	A	Liberty	41 59	270	A	Presbyteri an	69 72				
				156	A	Radford	46 66	87	H	Liberty	60 85				
				228	H	UNC Asheville	60 61	349	A	Longwood	61 54				
				342	A	Wi nthrop	66 59	156	H	Radford	69 53				
				246	H	Campbel l	44 73	173	A	High Poi nt	80 83				

Non-Div I Games: Montreat 83 26 Converse 82 59 Pfeiffer 72 53

Gardner-Webb

Average RPI Loss: 81

DIV. I ONLY	19- 7	54	6- 4	263	160	110	110	12	12
DIV. I NON-CONF.	11- 3	45	0- 0	279	266	100	100	10	10
TOTALS	RPI 1-25	RPI 26-50	W-L RECORDS	RPI 51-100	RPI 101-999	RPI 201+			
19- 7	0- 0	0- 1	OVERALL	2- 5	17- 1	13- 0			
13- 2	0- 0	0- 0	HOME	1- 2	12- 0	9- 0			
5- 5	0- 0	0- 0	AWAY	0- 1	5- 1	4- 0			
1- 0	0- 0	0- 0	NEUTRAL	1- 0	0- 0	0- 0			
11- 3	0- 0	0- 1	NON-CONFERENCE	2- 1	9- 1	9- 0			
9- 0	0- 0	0- 0	HOME	1- 0	8- 0	8- 0			
1- 3	0- 0	0- 1	AWAY	0- 1	1- 1	1- 0			
1- 0	0- 0	0- 0	NEUTRAL	1- 0	0- 0	0- 0			
8- 4	0- 0	0- 0	CONFERENCE	0- 4	8- 0	4- 0			
4- 2	0- 0	0- 0	HOME	0- 2	4- 0	1- 0			
4- 2	0- 0	0- 0	AWAY	0- 2	4- 0	3- 0			
0- 0	0- 0	0- 0	NEUTRAL	0- 0	0- 0	0- 0			

RPI 1-25				RPI 26-50				RPI 51-100				RPI 101+			
RPI	S	Opponent	Score	RPI	S	Opponent	Score	RPI	S	Opponent	Score	RPI	S	Opponent	Score
				43	A	Michigan	61 75	59	H	American	71 53	103	H	Saint Louis	81 72
								61	A	Houston	73 82	142	A	Colorado	61 76
								68	A	Duquesne	64 71	159	H	Davidson	74 61
								70	H	Fordham	62 67	162	A	Saint Joseph's	65 57
								85	N	Drake	87 75	200	H	Richmond	77 56
								93	A	George Washington	52 62	225	H	Southeast Mo. St.	57 38
								93	H	George Washington	61 65	231	A	Loyola Maryland	80 72
												237	A	La Salle	69 56
												255	H	Illinois St.	56 37
												256	A	St. Bonaventure	76 63
												279	H	LIU Brooklyn	73 70
												280	H	UMES	82 68
												285	H	Massachusetts	71 60
												286	H	Old Dominion	66 53
												304	H	Eastern Ky.	64 41
												329	H	UMBC	58 38
												332	A	Rhode Island	92 53
												349	H	Longwood	60 41
LAST 12 Division I GAMES:															
				285	H	Massachusetts	71 60	68	A	Duquesne	64 71				
				93	H	George Washington	61 65	200	H	Richmond	77 56				
				162	A	Saint Joseph's	65 57	332	A	Rhode Island	92 53				
				256	A	St. Bonaventure	76 63	93	A	George Washington	52 62				
				70	H	Fordham	62 67	237	A	La Salle	69 56				
				103	H	Saint Louis	81 72	159	H	Davidson	74 61				

Non-Div I Games:

George Mason

Average RPI Win:	202	WON-LOST	WINNING	LAST 10	STRENGTH OF	OPP. STRENGTH	TEAM	ADJ.	CONF.	ADJ CONF.
Average RPI Loss:	54	RECORD	PCT. RANK	GAMES	SCHEDULE	OF SCHEDULE	RPI	RPI	RPI	RPI
DIV. I ONLY	12- 12	175	6- 4	29	105	93	93	12	12	
DIV. I NON-CONF.	5- 7	212	0- 0	16	52	106	106	10	10	

TOTALS	RPI 1-25	RPI 26-50	W-L RECORDS	RPI 51-100	RPI 101-999	RPI 201+				
12- 12	0- 1	0- 6	OVERALL	1- 3	11- 2	6- 0				
6- 7	0- 0	0- 4	HOME	1- 1	5- 2	2- 0				
6- 5	0- 0	0- 0	AWAY	0- 0	6- 0	4- 0				
0- 0	0- 0	0- 0	NEUTRAL	0- 0	0- 0	0- 0				
5- 7	0- 1	0- 4	NON-CONFERENCE	1- 1	4- 1	2- 0				
3- 4	0- 0	0- 3	HOME	1- 0	2- 1	0- 0				
2- 3	0- 1	0- 1	AWAY	0- 1	2- 0	2- 0				
0- 0	0- 0	0- 0	NEUTRAL	0- 0	0- 0	0- 0				
7- 5	0- 0	0- 2	CONFERENCE	0- 2	7- 1	4- 0				
3- 3	0- 0	0- 1	HOME	0- 1	3- 1	2- 0				
4- 2	0- 0	0- 1	AWAY	0- 1	4- 0	2- 0				
0- 0	0- 0	0- 0	NEUTRAL	0- 0	0- 0	0- 0				

RPI 1-25				RPI 26-50				RPI 51-100				Team's RPI : 93				RPI 101+			
RPI	S	Opponent	Score	RPI	S	Opponent	Score	RPI	S	Opponent	Score	RPI	S	Opponent	Score	RPI	S	Opponent	Score
13	A	Maryland	54 80	27	H	South Fla.	78 83	56	A	Mercer	44 61	103	H	Saint Louis	69 72				
				34	A	Princeton	52 72	59	H	American	61 44	110	A	George Mason	65 61				
				36	H	Syracuse	62 74	68	H	Duquesne	53 54	110	H	George Mason	62 52				
				38	H	South Dakota St.	88 97	70	A	Fordham	50 61	130	H	Vanderbilt	59 69				
				39	A	Dayton	55 66					133	H	Georgetown	65 54				
				39	H	Dayton	53 57					159	A	Davidsn	53 48				
												185	H	Wisconsin	61 46				
												237	H	La Salle	60 45				
												256	A	St. Bonaventure	63 56				
												260	A	Towson	66 43				
												288	A	VCU	61 39				
												293	A	Monmouth	59 45				
												332	H	Rhode Island	65 52				
LAST 12 Division I GAMES:																			
				39	H	Dayton	53 57	39	A	Dayton	55 66								
				110	A	George Mason	65 61	159	A	Davidsn	53 48								
				256	A	St. Bonaventure	63 56	68	H	Duquesne	53 54								
				237	H	La Salle	60 45	110	H	George Mason	62 52								
				103	H	Saint Louis	69 72	288	A	VCU	61 39								
				332	H	Rhode Island	65 52	70	A	Fordham	50 61								

Non-Div I Games:

George Washington

Average RPI Win:	192	WON-LOST	WINNING	LAST 10	STRENGTH OF	OPP. STRENGTH	TEAM	ADJ.	CONF.	ADJ CONF.
Average RPI Loss:	59	RECORD	PCT. RANK	GAMES	SCHEDULE	OF SCHEDULE	RPI	RPI	RPI	RPI
DIV. I ONLY	11- 13	198	4- 6	110	33	133	133	6	6	
DIV. I NON-CONF.	5- 5	170	0- 0	233	48	168	168	6	6	

TOTALS	RPI 1-25	RPI 26-50	W-L RECORDS	RPI 51-100	RPI 101-999	RPI 201+				
11- 13	0- 4	1- 2	OVERALL	0- 5	10- 2	6- 0				
5- 5	0- 2	1- 1	HOME	0- 1	4- 1	3- 0				
5- 6	0- 2	0- 1	AWAY	0- 2	5- 1	3- 0				
1- 2	0- 0	0- 0	NEUTRAL	0- 2	1- 0	0- 0				
5- 5	0- 1	0- 1	NON-CONFERENCE	0- 3	5- 0	4- 0				
2- 1	0- 0	0- 1	HOME	0- 0	2- 0	2- 0				
2- 2	0- 1	0- 0	AWAY	0- 1	2- 0	2- 0				
1- 2	0- 0	0- 0	NEUTRAL	0- 2	1- 0	0- 0				
6- 8	0- 3	1- 1	CONFERENCE	0- 2	5- 2	2- 0				
3- 4	0- 2	1- 0	HOME	0- 1	2- 1	1- 0				
3- 4	0- 1	0- 1	AWAY	0- 1	3- 1	1- 0				
0- 0	0- 0	0- 0	NEUTRAL	0- 0	0- 0	0- 0				

RPI 1-25				RPI 26-50				RPI 51-100				RPI 101+				Team's RPI: 133
RPI	S	Opponent	Score	RPI	S	Opponent	Score	RPI	S	Opponent	Score	RPI	S	Opponent	Score	
19	A	NC State	49 63	32	H	Marquette	85 58	53	A	St. John's (NY)	41 64	101	A	Seton Hall	65 70	
23	A	Villanova	67 68	37	A	Creighton	58 69	53	H	St. John's (NY)	63 71	101	H	Seton Hall	71 52	
23	H	Villanova	58 60	44	H	Minnesota	63 73	93	A	George Washington	54 65	107	A	Butler	63 52	
24	H	DePaul	62 78					96	N	Auburn	40 60	107	H	Butler	57 66	
								100	N	Chattanooga	41 54	184	N	Northwestern	55 54	
												192	A	Providence	75 43	
												213	A	Xavier	65 48	
												213	H	Xavier	65 60	
												231	A	Loyola Maryland	72 54	
												248	H	Howard	93 41	
												288	A	VCU	71 59	
												303	H	FIU	77 56	

LAST 12 Division I GAMES:																
53	H	St. John's (NY)	63 71	32	H	Marquette	85 58	53	H	Marquette	85 58	101	A	Seton Hall	65 70	
101	H	Seton Hall	71 52	101	A	Seton Hall	65 70	53	A	St. John's (NY)	41 64	53	A	St. John's (NY)	41 64	
23	A	Villanova	67 68	23	A	Villanova	58 60	23	H	Villanova	58 60	107	A	Butler	57 66	
213	A	Xavier	65 48	213	H	Xavier	65 60	107	H	Butler	57 66	213	H	Xavier	65 60	
107	A	Butler	63 52	107	H	Butler	57 66	213	H	Xavier	65 60					
24	H	DePaul	62 78													

Non-Div I Games:

Georgetown

Average RPI Win: 145

Average RPI Loss: 11

WON-LOST
RECORDWINNING
PCT. RANKLAST 10
GAMESSTRENGTH OF
SCHEDULEOPP. STRENGTH
OF SCHEDULETEAM
RPIADJ.
RPICONF.
RPIADJ CONF.
RPIDIV. I ONLY
DIV. I NON-CONF.21- 4
12- 113
68- 2
0- 069
11134
13622
2822
282
22
2

TOTALS

RPI 1-25

RPI 26-50

W-L RECORDS

RPI 51-100

RPI 101-999

RPI 201+

21- 4

2- 4

1- 0

OVERALL

6- 0

12- 0

6- 0

13- 2

1- 2

0- 0

HOME

4- 0

8- 0

5- 0

8- 2

1- 2

1- 0

AWAY

2- 0

4- 0

1- 0

0- 0

0- 0

0- 0

NEUTRAL

0- 0

0- 0

0- 0

12- 1

0- 1

1- 0

NON-CONFERENCE

3- 0

8- 0

6- 0

8- 1

0- 1

0- 0

HOME

2- 0

6- 0

5- 0

4- 0

0- 0

1- 0

AWAY

1- 0

2- 0

1- 0

0- 0

0- 0

0- 0

NEUTRAL

0- 0

0- 0

0- 0

9- 3

2- 3

0- 0

CONFERENCE

3- 0

4- 0

0- 0

5- 1

1- 1

0- 0

HOME

2- 0

2- 0

0- 0

4- 2

1- 2

0- 0

AWAY

1- 0

2- 0

0- 0

0- 0

0- 0

0- 0

NEUTRAL

0- 0

0- 0

0- 0

RPI 1-25

Team's RPI: 22

RPI 26-50

RPI 51-100

RPI 101+

RPI	S	Opponent	Score
3	H	Mississippi St.	62 86
7	A	Tennessee	46 62
9	H	Texas	53 81
15	H	Missouri	62 50
17	A	Texas A&M	92 84
25	A	LSU	60 71

RPI	S	Opponent	Score
28	A	Virginia	64 61

RPI	S	Opponent	Score
56	A	Mercer	72 54
67	H	Georgia Tech	60 53
96	H	Auburn	60 48
97	A	Kentucky	56 42
98	H	Arkansas	78 65
99	H	Wright St.	87 71

RPI	S	Opponent	Score
126	A	BYU	79 63
130	A	Vanderbilt	81 52
130	H	Vanderbilt	67 55
131	H	Ole Miss	69 45
163	A	Florida	66 57
188	H	Furman	79 44
216	A	N.C. A&T	73 63
229	H	North Florida	75 37
248	H	Howard	87 47
298	H	Wofford	95 56
299	H	Tennessee Tech	56 48
312	H	Western Caro.	76 50

LAST 12 Division I GAMES:

7	A	Tennessee	46 62	96	H	Auburn	60 48
130	H	Vanderbilt	67 55	17	A	Texas A&M	92 84
131	H	Ole Miss	69 45	98	H	Arkansas	78 65
25	A	LSU	60 71	97	A	Kentucky	56 42
163	A	Florida	66 57	130	A	Vanderbilt	81 52
15	H	Missouri	62 50	3	H	Mississippi St.	62 86

Non-Div I Games:

Georgia

Loss,
Non-Conf, S Site,
H Home
A Away
N Neutral

Average RPI Win: 289	WON-LOST RECORD	WINNING PCT. RANK	LAST 10 GAMES	STRENGTH OF SCHEDULE	OPP. STRENGTH OF SCHEDULE	TEAM RPI	ADJ. RPI	CONF. RPI	ADJ CONF. RPI
Average RPI Loss: 167									
DIV. I ONLY	4- 18	312	2- 8	209	206	321	321	23	23
DIV. I NON-CONF.	2- 7	286	0- 0	185	111	284	284	23	23

TOTALS	RPI 1-25	RPI 26-50	W-L RECORDS	RPI 51-100	RPI 101-999	RPI 201+			
4- 18	0- 1	0- 1	OVERALL	0- 1	4- 15	4- 5			
4- 7	0- 0	0- 1	HOME	0- 0	4- 6	4- 1			
0- 11	0- 0	0- 0	AWAY	0- 0	0- 0	0- 0			
0- 0	0- 0	0- 0	NEUTRAL	0- 0	0- 0	0- 0			
2- 7	0- 1	0- 1	NON-CONFERENCE	0- 1	2- 4	2- 3			
2- 2	0- 0	0- 1	HOME	0- 0	2- 1	2- 1			
0- 5	0- 1	0- 0	AWAY	0- 1	0- 3	0- 2			
0- 0	0- 0	0- 0	NEUTRAL	0- 0	0- 0	0- 0			
2- 11	0- 0	0- 0	CONFERENCE	0- 0	2- 11	2- 2			
2- 5	0- 0	0- 0	HOME	0- 0	2- 5	2- 0			
0- 6	0- 0	0- 0	AWAY	0- 0	0- 6	0- 2			
0- 0	0- 0	0- 0	NEUTRAL	0- 0	0- 0	0- 0			

RPI 1-25				RPI 26-50				RPI 51-100				RPI 101+ Team's RPI: 321			
RPI	S	Opponent	Score	RPI	S	Opponent	Score	RPI	S	Opponent	Score	RPI	S	Opponent	Score
3	A	Mississippi St.	50 106	48	H	Western Ky.	63 74	67	A	Georgia Tech	51 75	114	A	Little Rock	47 54
												114	H	Little Rock	50 65
												121	A	South Ala.	52 88
												152	H	Texas St.	63 83
												158	H	Louisiana	60 75
												163	A	Florida	66 82
												166	A	Troy	86 90
												177	H	UT Arlington	76 81
												187	A	Arkansas St.	63 76
												187	H	Arkansas St.	58 75
												210	H	Jacksonville St.	55 41
												212	H	Fla. Atlantic	50 82
												272	A	Appalachian St.	62 77
												275	A	Coastal Caro.	49 64
												282	A	UNCW	62 74
												288	H	VCU	61 56
												301	A	Kennesaw St.	61 71
												323	H	Ga. Southern	71 56
												336	H	La. -Monroe	70 57
LAST 12 Division I GAMES:															
336	H	La. -Monroe	70 57	323	H	Ga. Southern	71 56								
158	H	Louisiana	60 75	275	A	Coastal Caro.	49 64								
114	A	Little Rock	47 54	272	A	Appalachian St.	62 77								
187	A	Arkansas St.	63 76	187	H	Arkansas St.	58 75								
152	H	Texas St.	63 83	114	H	Little Rock	50 65								
177	H	UT Arlington	76 81	166	A	Troy	86 90								

Non-Div I Games: Allen 101 56 North Greenville 91 89

Georgia St.

Average RPI Win:	184	WON-LOST	WINNING	LAST 10	STRENGTH OF	OPP. STRENGTH	TEAM	ADJ.	CONF.	ADJ CONF.
Average RPI Loss:	33	RECORD	PCT. RANK	GAMES	SCHEDULE	OF SCHEDULE	RPI	RPI	RPI	RPI
DIV. I ONLY	15- 11	130	3- 7	23	58	67	67	1	1	
DIV. I NON-CONF.	11- 2	22	0- 0	75	251	29	29	1	1	

TOTALS	RPI 1-25	RPI 26-50	W-L RECORDS	RPI 51-100	RPI 101-999	RPI 201+				
15- 11	0- 7	1- 2	OVERALL	2- 1	12- 1	6- 0				
11- 3	0- 2	0- 1	HOME	1- 0	10- 0	5- 0				
3- 7	0- 4	1- 1	AWAY	0- 1	2- 1	1- 0				
1- 1	0- 1	0- 0	NEUTRAL	1- 0	0- 0	0- 0				
11- 2	0- 2	1- 0	NON-CONFERENCE	2- 0	8- 0	5- 0				
8- 0	0- 0	0- 0	HOME	1- 0	7- 0	4- 0				
2- 1	0- 1	1- 0	AWAY	0- 0	1- 0	1- 0				
1- 1	0- 1	0- 0	NEUTRAL	1- 0	0- 0	0- 0				
4- 9	0- 5	0- 2	CONFERENCE	0- 1	4- 1	1- 0				
3- 3	0- 2	0- 1	HOME	0- 0	3- 0	1- 0				
1- 6	0- 3	0- 1	AWAY	0- 1	1- 1	0- 0				
0- 0	0- 0	0- 0	NEUTRAL	0- 0	0- 0	0- 0				

RPI 1-25				RPI 26-50				RPI 51-100 Team's RPI: 67				RPI 101+			
RPI	S	Opponent	Score	RPI	S	Opponent	Score	RPI	S	Opponent	Score	RPI	S	Opponent	Score
2	A	Notre Dame	69 85	28	H	Virginia	56 62	52	H	Purdue	68 55	106	H	Wake Forest	79 67
2	H	Notre Dame	54 77	34	A	Princeton	67 56	63	A	Virginia Tech	62 68	119	H	Middle Tenn.	48 45
4	H	Louisville	71 74	36	A	Syracuse	77 88	74	N	Penn	69 55	140	A	Clemson	60 48
8	N	Baylor	57 80									140	H	Clemson	66 33
16	A	Duke	59 77									167	A	Pittsburgh	62 68
19	A	NC State	43 56									177	H	UT Arlington	80 52
22	A	Georgia	53 60									194	H	Southern Miss.	63 44
												208	H	Boston College	67 43
												272	A	Appalachian St.	75 41
												301	H	Kennesaw St.	86 48
												305	H	Charleston So.	78 51
												316	H	South Carolina St.	86 40
												321	H	Georgia St.	75 51

LAST 12 Division I GAMES:															
2	A	Notre Dame	69 85	106	H	Wake Forest	79 67								
208	H	Boston College	67 43	167	A	Pittsburgh	62 68								
140	A	Clemson	60 48	19	A	NC State	43 56								
16	A	Duke	59 77	2	H	Notre Dame	54 77								
28	H	Virginia	56 62	36	A	Syracuse	77 88								
63	A	Virginia Tech	62 68	140	H	Clemson	66 33								

Non-Div I Games:

Georgia Tech

Average RPI Win: 180	WON-LOST RECORD	WINNING PCT. RANK	LAST 10 GAMES	STRENGTH OF SCHEDULE	OPP. STRENGTH OF SCHEDULE	TEAM RPI	ADJ. RPI	CONF. RPI	ADJ. CONF. RPI
Average RPI Loss: 75									
DIV. I ONLY	20- 5	29	9- 1	105	129	49	49	13	13
DIV. I NON-CONF.	7- 4	102	0- 0	22	132	51	51	11	11

TOTALS	RPI 1-25	RPI 26-50	W-L RECORDS	RPI 51-100	RPI 101-999	RPI 201+			
20- 5	0- 1	0- 0	OVERALL	2- 3	18- 1	7- 0			
10- 2	0- 0	0- 0	HOME	0- 2	10- 0	3- 0			
9- 1	0- 0	0- 0	AWAY	2- 0	7- 1	4- 0			
1- 2	0- 1	0- 0	NEUTRAL	0- 1	1- 0	0- 0			
7- 4	0- 1	0- 0	NON-CONFERENCE	1- 2	6- 1	1- 0			
4- 1	0- 0	0- 0	HOME	0- 1	4- 0	0- 0			
2- 1	0- 0	0- 0	AWAY	1- 0	1- 1	1- 0			
1- 2	0- 1	0- 0	NEUTRAL	0- 1	1- 0	0- 0			
13- 1	0- 0	0- 0	CONFERENCE	1- 1	12- 0	6- 0			
6- 1	0- 0	0- 0	HOME	0- 1	6- 0	3- 0			
7- 0	0- 0	0- 0	AWAY	1- 0	6- 0	3- 0			
0- 0	0- 0	0- 0	NEUTRAL	0- 0	0- 0	0- 0			

RPI S	Opponent	Score	RPI S	Opponent	Score	Team's RPI: 49	RPI S	Opponent	Score	RPI S	Opponent	Score
24 N	DePaul	71 88					72 N	Belmont	63 71	105 H	Western Ill.	80 65
							76 A	Saint Mary's (CA)	73 65	112 H	Saint Francis (PA)	97 74
							76 H	Saint Mary's (CA)	56 72	115 A	Colorado St.	49 65
							88 A	Washington St.	64 56	126 A	BYU	84 70
							90 H	UNLV	50 52	138 H	Portland St.	91 52
										146 H	Loyola Marymount	77 67
										149 N	Kent St.	77 57
										151 A	San Francisco	81 57
										151 H	San Francisco	74 47
										171 A	Pacific	99 72
										171 H	Pacific	90 66
										182 H	Eastern Wash.	69 45
										202 A	San Diego	63 44
										230 H	Pepperdine	73 51
										240 A	Montana	70 55
										276 A	Santa Clara	63 51
										276 H	Santa Clara	71 44
										308 A	Portland	70 56
										308 H	Portland	75 36
LAST 12 Division I GAMES:												
76 H	Saint Mary's (CA)	56 72	276 H	Santa Clara	71 44							
171 H	Pacific	90 66	76 A	Saint Mary's (CA)	73 65							
126 A	BYU	84 70	151 H	San Francisco	74 47							
202 A	San Diego	63 44	308 A	Portland	70 56							
151 A	San Francisco	81 57	146 H	Loyola Marymount	77 67							
308 H	Portland	75 36	230 H	Pepperdine	73 51							

Non-Div I Games:

Gonzaga

Average RPI Win:	291	WON-LOST	WINNING	LAST 10	STRENGTH OF	OPP. STRENGTH	TEAM	ADJ.	CONF.	ADJ CONF.
Average RPI Loss:	167	RECORD	PCT. RANK	GAMES	SCHEDULE	OF SCHEDULE	RPI	RPI	RPI	RPI
DIV. I ONLY	12- 12	175	7- 3	321	291	235	235	32	32	
DIV. I NON-CONF.	3- 8	268	0- 0	272	93	273	273	32	32	

TOTALS	RPI 1-25	RPI 26-50	W-L RECORDS	RPI 51-100	RPI 101-999	RPI 201+				
12- 12	0- 1	0- 0	OVERALL	0- 2	12- 9	11- 4				
7- 2	0- 1	0- 0	HOME	0- 0	7- 1	6- 1				
5- 9	0- 0	0- 0	AWAY	0- 0	5- 1	5- 1				
0- 1	0- 0	0- 0	NEUTRAL	0- 0	0- 1	0- 0				
3- 8	0- 1	0- 0	NON-CONFERENCE	0- 2	3- 5	3- 1				
2- 1	0- 1	0- 0	HOME	0- 0	2- 0	2- 0				
1- 6	0- 0	0- 0	AWAY	0- 2	1- 4	1- 1				
0- 1	0- 0	0- 0	NEUTRAL	0- 0	0- 1	0- 0				
9- 4	0- 0	0- 0	CONFERENCE	0- 0	9- 4	8- 3				
5- 1	0- 0	0- 0	HOME	0- 0	5- 1	4- 1				
4- 3	0- 0	0- 0	AWAY	0- 0	4- 3	4- 2				
0- 0	0- 0	0- 0	NEUTRAL	0- 0	0- 0	0- 0				

RPI 1-25				RPI 26-50				RPI 51-100				RPI 101+ Team's RPI: 235			
RPI	S	Opponent	Score	RPI	S	Opponent	Score	RPI	S	Opponent	Score	RPI	S	Opponent	Score
5	H	Florida St.	53 96					94	A	Alabama	49 73	104	N	North Carolina	63 79
								98	A	Arkansas	62 79	157	A	Louisiana Tech	53 64
												181	A	Southern U.	44 63
												181	H	Southern U.	79 71
												187	A	Arkansas St.	56 76
												193	A	Memphis	48 57
												213	A	Xavier	67 72
												232	A	Texas Southern	56 66
												232	H	Texas Southern	63 73
												259	A	McNeese	75 60
												263	A	Prairie View	75 68
												263	H	Prairie View	81 79
												294	H	Southeastern La.	61 52
												300	H	Alabama St.	93 71
												302	A	Alcorn	75 68
												302	H	Alcorn	68 51
												309	A	Jackson St.	70 82
												315	H	Alabama A&M	78 49
												336	H	La. -Monroe	61 52
												337	A	Mississippi Val.	64 62
												340	A	Ark. -Pine Bluff	66 57

LAST 12 Division I GAMES:															
232	A	Texas Southern	56 66	309	A	Jackson St.	70 82								
263	A	Prairie View	75 68	232	H	Texas Southern	63 73								
302	H	Alcorn	68 51	263	H	Prairie View	81 79								
181	H	Southern U.	79 71	302	A	Alcorn	75 68								
337	A	Mississippi Val.	64 62	181	A	Southern U.	44 63								
340	A	Ark. -Pine Bluff	66 57	300	H	Alabama St.	93 71								

Non-Div I Games:

Grambling

Grand Canyon

Through Games Of Feb. 12, 2018

Average RPI Win:	294	WON-LOST	WINNING	LAST 10	STRENGTH OF	OPP. STRENGTH	TEAM	ADJ.	CONF.	ADJ CONF.
Average RPI Loss:	185	RECORD	PCT. RANK	GAMES	SCHEDULE	OF SCHEDULE	RPI	RPI	RPI	RPI
DIV. I ONLY	11- 11	175	7- 3	339	296	265	265	31	31	
DIV. I NON-CONF.	4- 8	239	1- 0	271	263	269	269	31	31	

TOTALS	RPI 1-25	RPI 26-50	W-L RECORDS	RPI 51-100	RPI 101-999	RPI 201+				
11- 11	0- 1	0- 0	OVERALL	0- 2	11- 8	11- 5				
7- 4	0- 1	0- 0	HOME	0- 1	7- 2	7- 2				
4- 7	0- 0	0- 0	AWAY	0- 1	4- 6	4- 3				
0- 0	0- 0	0- 0	NEUTRAL	0- 0	0- 0	0- 0				
4- 8	0- 1	0- 0	NON-CONFERENCE	0- 2	4- 5	4- 2				
2- 3	0- 1	0- 0	HOME	0- 1	2- 1	2- 1				
2- 5	0- 0	0- 0	AWAY	0- 1	2- 4	2- 1				
0- 0	0- 0	0- 0	NEUTRAL	0- 0	0- 0	0- 0				
7- 3	0- 0	0- 0	CONFERENCE	0- 0	7- 3	7- 3				
5- 1	0- 0	0- 0	HOME	0- 0	5- 1	5- 1				
2- 2	0- 0	0- 0	AWAY	0- 0	2- 2	2- 2				
0- 0	0- 0	0- 0	NEUTRAL	0- 0	0- 0	0- 0				

RPI 1-25				RPI 26-50				RPI 51-100				RPI 101+				Team's RPI: 265
RPI	S	Opponent	Score	RPI	S	Opponent	Score	RPI	S	Opponent	Score	RPI	S	Opponent	Score	
16	H	Duke	61 74					90	A	UNLV	47 76	123	A	Bethune-Cookman	60 69	
								95	H	Rice	59 69	155	A	Cal Poly	69 75	
												174	A	Washington	65 79	
												212	A	Fla. Atlantic	77 73	
												218	H	Seattle U	74 63	
												241	A	New Mexico St.	60 64	
												241	H	New Mexico St.	50 34	
												268	A	UMKC	82 84	
												268	H	UMKC	59 62	
												276	H	Santa Clara	39 38	
												281	A	Valparaiso	75 80	
												318	A	UTRGV	65 59	
												318	H	UTRGV	59 58	
												319	A	Northern Ariz.	72 54	
												324	H	Southern Utah	59 54	
												325	H	Long Beach St.	63 65	
												328	H	Utah Valley	81 61	
												338	A	Chicago St.	59 43	
												338	H	Chicago St.	64 36	

LAST 12 Division I GAMES:																
241	H	New Mexico St.	50 34	338	H	Chicago St.	64 36									
318	H	UTRGV	59 58	318	A	UTRGV	65 59									
338	A	Chicago St.	59 43	241	A	New Mexico St.	60 64									
268	A	UMKC	82 84	218	H	Seattle U	74 63									
328	H	Utah Valley	81 61	276	H	Santa Clara	39 38									
268	H	UMKC	59 62	324	H	Southern Utah	59 54									

Non-Div I Games: Arizona Christian 75 51 Benedictine Mesa 67 53

Grand Canyon

Loss,
Non-Conf,
S Site,
H Home
A Away
N Neutral

Average RPI Win:	153	WON-LOST	WINNING	LAST 10	STRENGTH OF	OPP. STRENGTH	TEAM	ADJ.	CONF.	ADJ CONF.
Average RPI Loss:	124	RECORD	PCT. RANK	GAMES	SCHEDULE	OF SCHEDULE	RPI	RPI	RPI	RPI
DIV. I ONLY	22- 2	7	10- 0	66	110	12	12	11	11	
DIV. I NON-CONF.	10- 1	15	0- 0	46	34	10	10	15	15	

TOTALS	RPI 1-25	RPI 26-50	W-L RECORDS	RPI 51-100	RPI 101-999	RPI 201+				
22- 2	0- 1	4- 0	OVERALL	5- 0	13- 1	7- 1				
11- 0	0- 0	2- 0	HOME	3- 0	6- 0	3- 0				
9- 1	0- 0	1- 0	AWAY	2- 0	6- 1	3- 1				
2- 1	0- 1	1- 0	NEUTRAL	0- 0	1- 0	1- 0				
10- 1	0- 1	4- 0	NON-CONFERENCE	1- 0	5- 0	3- 0				
4- 0	0- 0	2- 0	HOME	1- 0	1- 0	1- 0				
4- 0	0- 0	1- 0	AWAY	0- 0	3- 0	1- 0				
2- 1	0- 1	1- 0	NEUTRAL	0- 0	1- 0	1- 0				
12- 1	0- 0	0- 0	CONFERENCE	4- 0	8- 1	4- 1				
7- 0	0- 0	0- 0	HOME	2- 0	5- 0	2- 0				
5- 1	0- 0	0- 0	AWAY	2- 0	3- 1	2- 1				
0- 0	0- 0	0- 0	NEUTRAL	0- 0	0- 0	0- 0				

RPI	S	Opponent	Score	RPI	S	Opponent	Score	RPI	S	Opponent	Score	RPI	S	Opponent	Score
3	N	Mississippi St.	46 67	32	H	Marquette	63 55	69	A	IUPUI	60 34	113	A	Milwaukee	65 36
				33	N	Arizona St.	61 48	69	H	IUPUI	52 45	113	H	Milwaukee	52 29
				38	H	South Dakota St.	55 41	99	A	Wright St.	58 51	128	H	Cleveland St.	69 43
				39	A	Dayton	75 64	99	H	Wright St.	75 68	184	A	Northwestern	63 57
								100	H	Chattanooga	60 30	185	A	Wisconsin	67 34
												195	H	Youngstown St.	65 56
												209	N	Columbia	61 43
												219	A	Oakland	81 48
												244	A	Northern Ky.	54 62
												244	H	Northern Ky.	58 41
												247	H	Bradley	72 40
												307	A	Loyola Chicago	76 39
												317	A	Detroit Mercy	85 27
												327	H	Ill.-Chicago	65 36
LAST 12 Division I GAMES:															
				113	A	Milwaukee	65 36	317	A	Detroit Mercy	85 27				
				99	H	Wright St.	75 68	69	A	IUPUI	60 34				
				244	H	Northern Ky.	58 41	128	H	Cleveland St.	69 43				
				69	H	IUPUI	52 45	195	H	Youngstown St.	65 56				
				327	H	Ill.-Chicago	65 36	113	H	Milwaukee	52 29				
				219	A	Oakland	81 48	244	A	Northern Ky.	54 62				

Non-Div I Games:

Green Bay

Average RPI Win:	276	WON-LOST	WINNING	LAST 10	STRENGTH OF	OPP. STRENGTH	TEAM	ADJ.	CONF.	ADJ CONF.
Average RPI Loss:	128	RECORD	PCT. RANK	GAMES	SCHEDULE	OF SCHEDULE	RPI	RPI	RPI	RPI
DIV. I ONLY	12- 13	188	7- 3	260	189	197	197	30	30	
DIV. I NON-CONF.	4- 9	249	1- 0	100	19	175	175	30	30	

TOTALS	RPI 1-25	RPI 26-50	W-L RECORDS	RPI 51-100	RPI 101-999	RPI 201+				
12- 13	0- 1	0- 1	OVERALL	0- 4	12- 7	11- 3				
5- 3	0- 0	0- 0	HOME	0- 1	5- 2	5- 1				
6- 9	0- 1	0- 1	AWAY	0- 3	6- 4	5- 2				
1- 1	0- 0	0- 0	NEUTRAL	0- 0	1- 1	1- 0				
4- 9	0- 1	0- 1	NON-CONFERENCE	0- 4	4- 3	3- 0				
2- 1	0- 0	0- 0	HOME	0- 1	2- 0	2- 0				
1- 7	0- 1	0- 1	AWAY	0- 3	1- 2	0- 0				
1- 1	0- 0	0- 0	NEUTRAL	0- 0	1- 1	1- 0				
8- 4	0- 0	0- 0	CONFERENCE	0- 0	8- 4	8- 3				
3- 2	0- 0	0- 0	HOME	0- 0	3- 2	3- 1				
5- 2	0- 0	0- 0	AWAY	0- 0	5- 2	5- 2				
0- 0	0- 0	0- 0	NEUTRAL	0- 0	0- 0	0- 0				

RPI 1-25				RPI 26-50				RPI 51-100				RPI 101+				Team's RPI: 197
RPI	S	Opponent	Score	RPI	S	Opponent	Score	RPI	S	Opponent	Score	RPI	S	Opponent	Score	
11	A	Oregon	45 87	28	A	Virginia	62 66	55	H	Quinnipiac	58 64	104	A	North Carolina	70 66	
								58	A	TCU	68 90	123	H	Bethune-Cookman	56 61	
								60	A	Elon	59 82	125	N	Brown	66 73	
								100	A	Chattanooga	52 64	161	A	Samford	61 66	
												178	A	Temple	56 65	
												204	H	Norfolk St.	48 63	
												209	H	Columbia	60 58	
												216	A	N.C. A&T	63 51	
												248	A	Howard	63 68	
												250	N	San Jose St.	81 73	
												280	A	UMES	70 65	
												286	H	Old Dominion	50 42	
												306	A	Coppin St.	83 48	
												306	H	Coppin St.	67 35	
												316	A	South Carolina St.	70 78	
												330	H	Delaware St.	66 62	
												335	A	N.C. Central	62 53	
												341	A	Savannah St.	81 53	
												344	H	Florida A&M	66 65	

LAST 12 Division I GAMES:																
306	A	Coppin St.	83 48	344	H	Florida A&M	66 65									
204	H	Norfolk St.	48 63	316	A	South Carolina St.	70 78									
216	A	N.C. A&T	63 51	341	A	Savannah St.	81 53									
335	A	N.C. Central	62 53	286	H	Old Dominion	50 42									
306	H	Coppin St.	67 35	330	H	Delaware St.	66 62									
123	H	Bethune-Cookman	56 61	248	A	Howard	63 68									

Non-Div I Games:

Hampton

Average RPI Win:	250	WON-LOST	WINNING	LAST 10	STRENGTH OF	OPP. STRENGTH	TEAM	ADJ.	CONF.	ADJ CONF.
Average RPI Loss:	111	RECORD	PCT. RANK	GAMES	SCHEDULE	OF SCHEDULE	RPI	RPI	RPI	RPI
DIV. I ONLY	14- 11	143	4- 6	148	253	154	154	20	20	
DIV. I NON-CONF.	8- 5	111	0- 0	147	252	121	121	24	24	

TOTALS	RPI 1-25	RPI 26-50	W-L RECORDS	RPI 51-100	RPI 101-999	RPI 201+				
14- 11	0- 1	0- 1	OVERALL	1- 4	13- 5	10- 1				
8- 4	0- 1	0- 0	HOME	1- 1	7- 2	6- 0				
3- 7	0- 0	0- 0	AWAY	0- 0	3- 1	2- 1				
3- 0	0- 0	0- 0	NEUTRAL	0- 0	3- 0	2- 0				
8- 5	0- 1	0- 1	NON-CONFERENCE	0- 1	8- 2	7- 0				
4- 2	0- 1	0- 0	HOME	0- 0	4- 1	4- 0				
1- 3	0- 0	0- 1	AWAY	0- 1	1- 1	1- 0				
3- 0	0- 0	0- 0	NEUTRAL	0- 0	3- 0	2- 0				
6- 6	0- 0	0- 0	CONFERENCE	1- 3	5- 3	3- 1				
4- 2	0- 0	0- 0	HOME	1- 1	3- 1	2- 0				
2- 4	0- 0	0- 0	AWAY	0- 2	2- 2	1- 1				
0- 0	0- 0	0- 0	NEUTRAL	0- 0	0- 0	0- 0				

RPI 1-25				RPI 26-50				RPI 51-100				RPI 101+ Team's RPI: 154			
RPI	S	Opponent	Score	RPI	S	Opponent	Score	RPI	S	Opponent	Score	RPI	S	Opponent	Score
23	H	Villanova	53 71	36	A	Syracuse	63 75	70	A	Fordham	44 69	104	A	North Carolina	70 90
								79	A	Albany (NY)	53 66	117	N	Yale	78 70
								79	H	Albany (NY)	70 55	118	H	Delaware	63 72
								80	A	Maine	56 59	148	A	Binghamton	59 64
								80	H	Maine	44 59	183	H	New Hampshire	85 49
												198	A	Stony Brook	75 68
												198	H	Stony Brook	58 66
												206	H	Siena	71 62
												242	H	Hofstra	60 49
												245	H	Niagara	83 65
												290	A	Vermont	47 53
												291	H	Central Conn. St.	68 52
												292	A	Bryant	59 47
												305	N	Charleston So.	62 43
												315	N	Alabama A&M	56 47
												329	H	UMBC	65 54
												347	A	UMass Lowell	81 42
												347	H	UMass Lowell	78 56
LAST 12 Division I GAMES:															
				79	A	Albany (NY)	53 66	80	H	Maine	44 59				
				80	A	Maine	56 59	329	H	UMBC	65 54				
				198	H	Stony Brook	58 66	148	A	Binghamton	59 64				
				183	H	New Hampshire	85 49	347	A	UMass Lowell	81 42				
				347	H	UMass Lowell	78 56	198	A	Stony Brook	75 68				
				290	A	Vermont	47 53	79	H	Albany (NY)	70 55				

Non-Div I Games:

Hartford

Average RPI Win:	194	WON-LOST	WINNING	LAST 10	STRENGTH OF	OPP. STRENGTH	TEAM	ADJ.	CONF.	ADJ CONF.
Average RPI Loss:	74	RECORD	PCT. RANK	GAMES	SCHEDULE	OF SCHEDULE	RPI	RPI	RPI	RPI
DIV. I ONLY	13- 8	108	7- 3	72	125	78	78	9	9	
DIV. I NON-CONF.	8- 5	111	3- 1	98	137	79	79	9	9	

TOTALS	RPI 1-25	RPI 26-50	W-L RECORDS	RPI 51-100	RPI 101-999	RPI 201+				
13- 8	0- 0	0- 4	OVERALL	0- 2	13- 2	7- 0				
10- 0	0- 0	0- 0	HOME	0- 0	10- 0	5- 0				
1- 7	0- 0	0- 3	AWAY	0- 2	1- 2	0- 0				
2- 1	0- 0	0- 1	NEUTRAL	0- 0	2- 0	2- 0				
8- 5	0- 0	0- 3	NON-CONFERENCE	0- 1	8- 1	5- 0				
5- 0	0- 0	0- 0	HOME	0- 0	5- 0	3- 0				
1- 4	0- 0	0- 2	AWAY	0- 1	1- 1	0- 0				
2- 1	0- 0	0- 1	NEUTRAL	0- 0	2- 0	2- 0				
5- 3	0- 0	0- 1	CONFERENCE	0- 1	5- 1	2- 0				
5- 0	0- 0	0- 0	HOME	0- 0	5- 0	2- 0				
0- 3	0- 0	0- 1	AWAY	0- 1	0- 1	0- 0				
0- 0	0- 0	0- 0	NEUTRAL	0- 0	0- 0	0- 0				

RPI 1-25				RPI 26-50				RPI 51-100				Team's RPI: 78				RPI 101+			
RPI	S	Opponent	Score	RPI	S	Opponent	Score	RPI	S	Opponent	Score	RPI	S	Opponent	Score	RPI	S	Opponent	Score
				28	A	Vi rgi ni a	48 50	74	A	Penn	49 69	116	A	Dartmouth	56 63				
				34	A	Princeton	47 80	80	A	Mai ne	51 76	116	H	Dartmouth	76 65				
				39	N	Dayton	66 72					117	H	Yal e	97 73				
				45	A	FGCU	56 65					125	H	Brown	87 85				
												137	A	Northeastern	79 69				
												178	A	Temple	64 86				
												198	H	Stony Brook	60 53				
												199	H	Boston U.	80 70				
												206	H	Si ena	75 67				
												209	H	Col umbi a	85 67				
												211	N	Akron	76 63				
												216	N	N. C. A&T	64 60				
												237	H	La Salle	70 61				
												267	H	Cornel l	80 58				
												287	H	Sacred Heart	70 62				
LAST 12 Division I GAMES:																			
				74	A	Penn	49 69	116	H	Dartmouth	76 65								
				34	A	Princeton	47 80	237	H	La Salle	70 61								
				267	H	Cornel l	80 58	116	A	Dartmouth	56 63								
				209	H	Col umbi a	85 67	198	H	Stony Brook	60 53								
				125	H	Brown	87 85	211	N	Akron	76 63								
				117	H	Yale	97 73	45	A	FGCU	56 65								

Non-Div I Games:

Harvard

Average RPI Win: 254
Average RPI Loss: 149

WON-LOST
RECORD

WINNING
PCT. RANK

LAST 10
GAMES

STRENGTH OF
SCHEDULE

OPP. STRENGTH
OF SCHEDULE

TEAM
RPI

ADJ.
RPI

CONF.
RPI

ADJ CONF.
RPI

DIV. I ONLY	9- 14	236	3- 7	205	203	252	252	21	21
DIV. I NON-CONF.	6- 6	170	0- 0	131	173	174	174	19	19

TOTALS	RPI 1-25	RPI 26-50	W-L RECORDS	RPI 51-100	RPI 101-999	RPI 201+			
9- 14	0- 2	0- 1	OVERALL	0- 2	9- 9	8- 4			
7- 5	0- 0	0- 1	HOME	0- 1	7- 3	6- 0			
2- 7	0- 0	0- 0	AWAY	0- 1	2- 6	2- 4			
0- 2	0- 2	0- 0	NEUTRAL	0- 0	0- 0	0- 0			
6- 6	0- 2	0- 1	NON-CONFERENCE	0- 1	6- 2	5- 1			
4- 3	0- 0	0- 1	HOME	0- 1	4- 1	3- 0			
2- 1	0- 0	0- 0	AWAY	0- 0	2- 1	2- 1			
0- 2	0- 2	0- 0	NEUTRAL	0- 0	0- 0	0- 0			
3- 8	0- 0	0- 0	CONFERENCE	0- 1	3- 7	3- 3			
3- 2	0- 0	0- 0	HOME	0- 0	3- 2	3- 0			
0- 6	0- 0	0- 0	AWAY	0- 1	0- 5	0- 3			
0- 0	0- 0	0- 0	NEUTRAL	0- 0	0- 0	0- 0			

RPI 1-25				RPI 26-50				RPI 51-100				RPI 101+ Team's RPI: 252			
RPI	S	Opponent	Score	RPI	S	Opponent	Score	RPI	S	Opponent	Score	RPI	S	Opponent	Score
11	N	Oregon	44 85	50	H	Southern Cal i forn i a	60 71	52	H	Purdue	67 79	143	H	Idaho St.	62 64
17	N	Texas A&M	59 103					57	A	UC Davi s	52 76	155	A	Cal Poly	50 52
												168	H	Marist	70 63
												172	A	UC Irvi ne	66 70
												172	H	UC Irvi ne	67 74
												201	H	CSUN	58 70
												202	H	San Di ego	64 63
												203	A	UC Santa Barbara	61 71
												218	A	Seattle U	73 58
												233	H	Montana St.	81 75
												234	A	UC Ri versi de	57 79
												234	H	UC Ri versi de	63 57
												277	A	Ari zona	65 60
												308	A	Portl and	47 76
												313	A	Cal St. Fullerton	57 69
												313	H	Cal St. Fullerton	59 54
												319	H	Northern Ari z.	84 68
												325	H	Long Beach St.	74 66

LAST 12 Division I GAMES:															
313	H	Cal St. Fullerton	59 54	234	A	UC Ri versi de	57 79								
203	A	UC Santa Barbara	61 71	325	H	Long Beach St.	74 66								
155	A	Cal Poly	50 52	172	H	UC Irvi ne	67 74								
234	H	UC Ri versi de	63 57	57	A	UC Davi s	52 76								
201	H	CSUN	58 70	313	A	Cal St. Fullerton	57 69								
172	A	UC Irvi ne	66 70	11	N	Oregon	44 85								

Non-Div I Games: Hawai i Paci fi c 67 57

Hawai i

Loss, Non-Conf, S Site, H Home A Away N Neutral

Average RPI	Win: 269	WON-LOST	WINNING	LAST 10	STRENGTH OF	OPP. STRENGTH	TEAM	ADJ.	CONF.	ADJ CONF.
Average RPI	Loss: 124	RECORD	PCT. RANK	GAMES	SCHEDULE	OF SCHEDULE	RPI	RPI	RPI	RPI
DIV. I ONLY	12- 9	134	6- 4	234	274	173	173	27	27	
DIV. I NON-CONF.	4- 5	202	0- 0	109	91	126	126	28	28	

TOTALS	RPI 1-25	RPI 26-50	W-L RECORDS	RPI 51-100	RPI 101-999	RPI 201+				
12- 9	0- 1	0- 0	OVERALL	0- 4	12- 4	11- 2				
4- 5	0- 0	0- 0	HOME	0- 2	4- 3	4- 2				
8- 4	0- 0	0- 0	AWAY	0- 1	8- 1	7- 0				
0- 0	0- 0	0- 0	NEUTRAL	0- 0	0- 0	0- 0				
4- 5	0- 1	0- 0	NON-CONFERENCE	0- 3	4- 1	3- 0				
1- 2	0- 0	0- 0	HOME	0- 1	1- 1	1- 0				
3- 3	0- 1	0- 0	AWAY	0- 2	3- 0	2- 0				
0- 0	0- 0	0- 0	NEUTRAL	0- 0	0- 0	0- 0				
8- 4	0- 0	0- 0	CONFERENCE	0- 1	8- 3	8- 2				
3- 3	0- 0	0- 0	HOME	0- 1	3- 2	3- 2				
5- 1	0- 0	0- 0	AWAY	0- 0	5- 1	5- 0				
0- 0	0- 0	0- 0	NEUTRAL	0- 0	0- 0	0- 0				

RPI 1-25				RPI 26-50				RPI 51-100				RPI 101+				Team's RPI: 173
RPI	S	Opponent	Score	RPI	S	Opponent	Score	RPI	S	Opponent	Score	RPI	S	Opponent	Score	
16	A	Duke	50 77					63	A	Virginia Tech	63 86	156	A	Radford	47 50	
								77	A	Ohio	61 64	159	H	Davidsen	74 82	
								81	H	UAB	61 77	179	A	Stetson	69 64	
								87	H	Liberty	42 65	204	A	Norfolk St.	59 56	
												220	A	UNCG	81 72	
												220	H	Gardner-Webb	83 80	
												228	A	UNC Asheville	58 45	
												228	H	UNC Asheville	59 78	
												246	A	Campbell	62 53	
												246	H	Campbell	44 51	
												270	H	Presbyterian	81 55	
												305	A	Charleston So.	75 74	
												312	H	Western Caro.	75 69	
												342	A	Winthrop	79 58	
												349	A	Longwood	75 39	
												349	H	Longwood	62 41	

LAST 12 Division I GAMES:																
228	H	UNC Asheville	59 78	349	H	Longwood	62 41									
349	A	Longwood	75 39	246	A	Campbell	62 53									
246	H	Campbell	44 51	342	A	Winthrop	79 58									
87	H	Liberty	42 65	270	H	Presbyterian	81 55									
305	A	Charleston So.	75 74	228	A	UNC Asheville	58 45									
156	A	Radford	47 50	220	H	Gardner-Webb	83 80									

Non-Div I Games: N. C. Wesleyan 111 54 Barton 82 69

High Point

H
o
f
s
t
r
a

Hofstra				Through Games Of Feb. 12, 2018						
Average RPI Win: 248		WON-LOST RECORD	WINNING PCT. RANK	LAST 10 GAMES	STRENGTH OF SCHEDULE	OPP. STRENGTH OF SCHEDULE	TEAM RPI	ADJ. RPI	CONF. RPI	ADJ CONF. RPI
Average RPI Loss: 146										
DIV. I ONLY		10- 14	218	3- 7	258	181	242	242	10	10
DIV. I NON-CONF.		6- 5	153	0- 0	331	210	246	246	12	12

TOTALS		RPI 1-25	RPI 26-50	W-L RECORDS		RPI 51-100	RPI 101-999	RPI 201+		
10- 14		0- 0	0- 0	OVERALL		0- 5	10- 9	8- 4		
5- 6		0- 0	0- 0	HOME		0- 2	5- 4	4- 2		
4- 8		0- 0	0- 0	AWAY		0- 3	4- 5	4- 2		
1- 0		0- 0	0- 0	NEUTRAL		0- 0	1- 0	0- 0		
6- 5		0- 0	0- 0	NON-CONFERENCE		0- 1	6- 4	5- 2		
3- 2		0- 0	0- 0	HOME		0- 0	3- 2	3- 1		
2- 3		0- 0	0- 0	AWAY		0- 1	2- 2	2- 1		
1- 0		0- 0	0- 0	NEUTRAL		0- 0	1- 0	0- 0		
4- 9		0- 0	0- 0	CONFERENCE		0- 4	4- 5	3- 2		
2- 4		0- 0	0- 0	HOME		0- 2	2- 2	1- 1		
2- 5		0- 0	0- 0	AWAY		0- 2	2- 3	2- 1		
0- 0		0- 0	0- 0	NEUTRAL		0- 0	0- 0	0- 0		

H
o
f
s
t
r
a

RPI 1-25				RPI 26-50				RPI 51-100				RPI 101+ Team's RPI: 242			
RPI	S	Opponent	Score	RPI	S	Opponent	Score	RPI	S	Opponent	Score	RPI	S	Opponent	Score
								62	A	Drexel	38 47	106	N	Wake Forest	69 66
								62	H	Drexel	47 58	118	A	Delaware	41 61
								75	A	James Madison	56 73	118	H	Delaware	51 58
								75	H	James Madison	42 55	134	A	William & Mary	53 63
								90	A	UNLV	52 68	134	H	William & Mary	65 54
												154	A	Hartford	49 60
												198	H	Stony Brook	49 73
												206	H	Siena	60 70
												209	A	Columbia	53 75
												243	H	Holy Cross	69 63
												254	A	Col. of Charleston	75 60
												254	H	Col. of Charleston	65 60
												256	H	St. Bonaventure	71 68
												260	A	Towson	72 73
												282	A	UNCW	69 61
												282	H	UNCW	55 59
												287	A	Sacred Heart	86 81
												329	H	UMBC	71 55
												339	A	Iona	68 43

LAST 12 Division I GAMES:															
118	A	Delaware	41 61	134	H	William & Mary	65 54	254	H	Col. of Charleston	65 60	118	H	Delaware	51 58
260	A	Towson	72 73	254	H	Col. of Charleston	65 60	282	A	UNCW	69 61	282	A	UNCW	55 59
282	H	UNCW	55 59	118	H	Delaware	51 58	254	A	Col. of Charleston	75 60	62	A	Drexel	38 47
134	A	William & Mary	53 63	62	A	Drexel	38 47								
75	A	James Madison	56 73												
62	H	Drexel	47 58												

Non-Div I Games:

Hofstra

Average RPI Win:	258	WON-LOST	WINNING	LAST 10	STRENGTH OF	OPP. STRENGTH	TEAM	ADJ.	CONF.	ADJ CONF.
Average RPI Loss:	156	RECORD	PCT. RANK	GAMES	SCHEDULE	OF SCHEDULE	RPI	RPI	RPI	RPI
DIV. I ONLY	10- 14	218	3- 7	252	229	243	243	14	14	
DIV. I NON-CONF.	5- 6	187	0- 0	305	326	257	257	18	18	

TOTALS	RPI 1-25	RPI 26-50	W-L RECORDS	RPI 51-100	RPI 101-999	RPI 201+				
10- 14	0- 0	0- 0	OVERALL	0- 4	10- 10	7- 5				
3- 9	0- 0	0- 0	HOME	0- 3	3- 6	2- 3				
7- 5	0- 0	0- 0	AWAY	0- 1	7- 4	5- 2				
0- 0	0- 0	0- 0	NEUTRAL	0- 0	0- 0	0- 0				
5- 6	0- 0	0- 0	NON-CONFERENCE	0- 1	5- 5	5- 2				
2- 3	0- 0	0- 0	HOME	0- 1	2- 2	2- 1				
3- 3	0- 0	0- 0	AWAY	0- 0	3- 3	3- 1				
0- 0	0- 0	0- 0	NEUTRAL	0- 0	0- 0	0- 0				
5- 8	0- 0	0- 0	CONFERENCE	0- 3	5- 5	2- 3				
1- 6	0- 0	0- 0	HOME	0- 2	1- 4	0- 2				
4- 2	0- 0	0- 0	AWAY	0- 1	4- 1	2- 1				
0- 0	0- 0	0- 0	NEUTRAL	0- 0	0- 0	0- 0				

RPI 1-25				RPI 26-50				RPI 51-100				RPI 101+ Team's RPI: 243					
RPI	S	Opponent	Score	RPI	S	Opponent	Score	RPI	S	Opponent	Score	RPI	S	Opponent	Score		
								59	H	American	63	68	116	H	Dartmouth	74	76
								79	H	Albany (NY)	56	65	125	A	Brown	78	82
								82	A	Navy	54	62	127	H	Bucknell	47	71
								82	H	Navy	58	65	160	H	Lehigh	54	49
												168	A	Marist	74	85	
												176	A	Army West Point	70	62	
												199	A	Boston U.	60	57	
												199	H	Boston U.	58	64	
												208	H	Boston College	61	70	
												231	A	Loyola Maryland	60	77	
												231	H	Loyola Maryland	58	65	
												236	A	Lafayette	69	56	
												236	H	Lafayette	65	69	
												242	A	Hofstra	63	69	
												273	A	Rider	83	56	
												278	A	Colgate	71	64	
												290	H	Vermont	64	53	
												292	H	Bryant	59	57	
												332	A	Rhode Island	69	63	
												347	A	UMass Lowell	84	56	

LAST 12 Division I GAMES:																	
				199	H	Boston U.	58	64	176	A	Army West Point	70	62				
				82	A	Navy	54	62	199	A	Boston U.	60	57				
				231	H	Loyola Maryland	58	65	82	H	Navy	58	65				
				236	A	Lafayette	69	56	231	A	Loyola Maryland	60	77				
				59	H	American	63	68	160	H	Lehigh	54	49				
				127	H	Bucknell	47	71	236	H	Lafayette	65	69				

Non-Div I Games:

Holy Cross

Average RPI Win:	165	WON-LOST	WINNING	LAST 10	STRENGTH OF	OPP. STRENGTH	TEAM	ADJ.	CONF.	ADJ CONF.
Average RPI Loss:	109	RECORD	PCT. RANK	GAMES	SCHEDULE	OF SCHEDULE	RPI	RPI	RPI	RPI
DIV. I ONLY	19- 7	54	6- 4	132	71	61	61	7	7	
DIV. I NON-CONF.	11- 3	45	0- 0	128	90	38	38	7	7	

TOTALS	RPI 1-25	RPI 26-50	W-L RECORDS	RPI 51-100	RPI 101-999	RPI 201+				
19- 7	0- 2	0- 1	OVERALL	1- 0	18- 4	4- 2				
9- 2	0- 1	0- 0	HOME	0- 0	9- 1	3- 0				
7- 5	0- 1	0- 1	AWAY	0- 0	7- 3	1- 2				
3- 0	0- 0	0- 0	NEUTRAL	1- 0	2- 0	0- 0				
11- 3	0- 1	0- 1	NON-CONFERENCE	1- 0	10- 1	4- 1				
5- 0	0- 0	0- 0	HOME	0- 0	5- 0	3- 0				
3- 3	0- 1	0- 1	AWAY	0- 0	3- 1	1- 1				
3- 0	0- 0	0- 0	NEUTRAL	1- 0	2- 0	0- 0				
8- 4	0- 1	0- 0	CONFERENCE	0- 0	8- 3	0- 1				
4- 2	0- 1	0- 0	HOME	0- 0	4- 1	0- 0				
4- 2	0- 0	0- 0	AWAY	0- 0	4- 2	0- 1				
0- 0	0- 0	0- 0	NEUTRAL	0- 0	0- 0	0- 0				

RPI 1-25				RPI 26-50				RPI 51-100				Team's RPI: 61-101+			
RPI	S	Opponent	Score	RPI	S	Opponent	Score	RPI	S	Opponent	Score	RPI	S	Opponent	Score
1	H	UConn	35 95	26	A	Rutgers	57 75	87	N	Liberty	75 68	102	A	Tulane	98 92
17	A	Texas A&M	65 83									102	H	Tulane	72 48
												110	H	George Mason	82 73
												113	N	Milwaukee	74 59
												122	H	ETSU	88 69
												135	H	Cincinnati	82 88
												137	N	Northeastern	72 64
												152	A	Texas St.	72 67
												153	A	Wichita St.	73 62
												153	H	Wichita St.	73 55
												170	A	Tulsa	77 83
												177	A	UT Arlington	62 58
												178	A	Temple	99 75
												191	A	SMU	85 75
												191	H	SMU	60 56
												193	H	Memphis	66 55
												207	A	East Carolina	78 80
												208	A	Boston College	74 79
												209	H	Columbia	77 53
												226	A	New Orleans	78 66
												227	H	Texas Tech	79 75
												314	H	Incarnate Word	98 67
LAST 12 Division I GAMES:															
170	A	Tulsa	77 83	178	A	Temple	99 75								
193	H	Memphis	66 55	1	H	UConn	35 95								
153	A	Wichita St.	73 62	135	H	Cincinnati	82 88								
102	H	Tulane	72 48	102	A	Tulane	98 92								
191	H	SMU	60 56	153	H	Wichita St.	73 55								
207	A	East Carolina	78 80	191	A	SMU	85 75								

Non-Div I Games:

Houston

Average RPI Win:	323	WON-LOST	WINNING	LAST 10	STRENGTH OF	OPP. STRENGTH	TEAM	ADJ.	CONF.	ADJ CONF.
Average RPI Loss:	192	RECORD	PCT. RANK	GAMES	SCHEDULE	OF SCHEDULE	RPI	RPI	RPI	RPI
DIV. I ONLY	2- 16	335	2- 8	225	338	322	322	26	26	
DIV. I NON-CONF.	0- 6	337	0- 0	70	320	305	305	25	25	

TOTALS	RPI 1-25	RPI 26-50	W-L RECORDS	RPI 51-100	RPI 101-999	RPI 201+				
2- 16	0- 0	0- 1	OVERALL	0- 1	2- 14	2- 8				
0- 5	0- 0	0- 0	HOME	0- 0	0- 5	0- 3				
2- 11	0- 0	0- 1	AWAY	0- 1	2- 9	2- 5				
0- 0	0- 0	0- 0	NEUTRAL	0- 0	0- 0	0- 0				
0- 6	0- 0	0- 1	NON-CONFERENCE	0- 1	0- 4	0- 1				
0- 0	0- 0	0- 0	HOME	0- 0	0- 0	0- 0				
0- 6	0- 0	0- 1	AWAY	0- 1	0- 4	0- 1				
0- 0	0- 0	0- 0	NEUTRAL	0- 0	0- 0	0- 0				
2- 10	0- 0	0- 0	CONFERENCE	0- 0	2- 10	2- 7				
0- 5	0- 0	0- 0	HOME	0- 0	0- 5	0- 3				
2- 5	0- 0	0- 0	AWAY	0- 0	2- 5	2- 4				
0- 0	0- 0	0- 0	NEUTRAL	0- 0	0- 0	0- 0				

RPI 1-25				RPI 26-50				RPI 51-100				RPI 101+ Team's RPI: 322			
RPI	S	Opponent	Score	RPI	S	Opponent	Score	RPI	S	Opponent	Score	RPI	S	Opponent	Score
				27	A	South Fla.	43 90	95	A	Rice	45 67	111	H	Lamar University	51 79
												129	A	Central Ark.	56 64
												132	H	SFA	54 76
												136	A	UTEP	62 69
												157	A	Louisiana Tech	62 85
												190	A	Oral Roberts	56 78
												217	A	Abilene Christian	68 80
												226	A	New Orleans	52 70
												249	A	Nicholls St.	45 63
												249	H	Nicholls St.	61 73
												257	A	A&M-Corpus Christi	49 50
												259	H	McNeese	74 86
												294	H	Southeastern La.	61 76
												314	A	Incarnate Word	58 56
												331	A	Sam Houston St.	69 61
												336	A	La.-Monroe	73 77

LAST 12 Division I GAMES:															
				249	A	Nicholls St.	45 63	294	H	Southeastern La.	61 76				
				129	A	Central Ark.	56 64	331	A	Sam Houston St.	69 61				
				132	H	SFA	54 76	217	A	Abilene Christian	68 80				
				257	A	A&M-Corpus Christi	49 50	249	H	Nicholls St.	61 73				
				314	A	Incarnate Word	58 56	226	A	New Orleans	52 70				
				259	H	McNeese	74 86	111	H	Lamar University	51 79				

Non-Div I Games: LeTourneau 88 43 Paul Quinn 74 54 Jarvis Christian 78 30 Huston-Tillotson 76 72 Houston Baptist

Average RPI Win: 288
Average RPI Loss: 168

WON-LOST
RECORD

WINNING
PCT. RANK

LAST 10
GAMES

STRENGTH OF
SCHEDULE

OPP. STRENGTH
OF SCHEDULE

TEAM
RPI

ADJ.
RPI

CONF.
RPI

ADJ CONF.
RPI

DIV. I ONLY	10- 14	218	6- 4	217	342	248	248	30	30
DIV. I NON-CONF.	4- 9	249	0- 1	61	303	224	224	30	30

TOTALS	RPI 1-25	RPI 26-50	W-L RECORDS	RPI 51-100	RPI 101-999	RPI 201+			
10- 14	0- 2	0- 0	OVERALL	0- 1	10- 11	9- 6			
7- 5	0- 0	0- 0	HOME	0- 0	7- 5	6- 2			
3- 9	0- 0	0- 0	AWAY	0- 0	3- 1	3- 1			
0- 0	0- 0	0- 0	NEUTRAL	0- 0	0- 0	0- 0			
4- 9	0- 2	0- 0	NON-CONFERENCE	0- 1	4- 6	4- 2			
4- 2	0- 0	0- 0	HOME	0- 0	4- 2	4- 0			
0- 7	0- 2	0- 0	AWAY	0- 1	0- 4	0- 2			
0- 0	0- 0	0- 0	NEUTRAL	0- 0	0- 0	0- 0			
6- 5	0- 0	0- 0	CONFERENCE	0- 0	6- 5	5- 4			
3- 3	0- 0	0- 0	HOME	0- 0	3- 3	2- 2			
3- 2	0- 0	0- 0	AWAY	0- 0	3- 2	3- 2			
0- 0	0- 0	0- 0	NEUTRAL	0- 0	0- 0	0- 0			

RPI 1-25				RPI 26-50				RPI 51-100				RPI 101+ Team's RPI: 248			
RPI	S	Opponent	Score	RPI	S	Opponent	Score	RPI	S	Opponent	Score	RPI	S	Opponent	Score
13	A	Maryland	49 111					56	A	Mercer	44 70	123	H	Bethune-Cookman	55 59
22	A	Georgia	47 87									125	H	Brown	81 85
												133	A	Georgetown	41 93
												134	H	William & Mary	71 83
												135	A	Cincinnati	53 87
												197	H	Hampton	68 63
												206	A	Siena	61 72
												216	H	N. C. A&T	68 76
												246	H	Campbell	63 61
												261	A	Morgan St.	68 61
												266	H	St. Francis Brooklyn	72 69
												274	H	Fairleigh Dickinson	68 65
												280	A	UMES	52 58
												280	H	UMES	79 83
												290	A	Vermont	65 88
												303	H	FIU	69 62
												316	A	South Carolina St.	68 58
												335	H	N. C. Central	69 54
												341	A	Savannah St.	87 59
												344	A	Florida A&M	59 74
												344	H	Florida A&M	76 65
LAST 12 Division I GAMES:															
280	H	UMES	79 83	341	A	Savannah St.	87 59								
261	A	Morgan St.	68 61	316	A	South Carolina St.	68 58								
344	H	Florida A&M	76 65	197	H	Hampton	68 63								
280	A	UMES	52 58	123	H	Bethune-Cookman	55 59								
216	H	N. C. A&T	68 76	344	A	Florida A&M	59 74								
335	H	N. C. Central	69 54	125	H	Brown	81 85								

Howard

Howard

Non-Div I Games:

Howard

Loss, Non-Conf, S Site, H Home A Away N Neutral

Average RPI Win:	204	WON-LOST	WINNING	LAST 10	STRENGTH OF	OPP. STRENGTH	TEAM	ADJ.	CONF.	ADJ CONF.
Average RPI Loss:	62	RECORD	PCT. RANK	GAMES	SCHEDULE	OF SCHEDULE	RPI	RPI	RPI	RPI
DIV. I ONLY	17- 6	51	7- 3	136	115	69	69	11	11	
DIV. I NON-CONF.	7- 3	74	0- 0	211	36	71	71	15	15	

TOTALS	RPI 1-25	RPI 26-50	W-L RECORDS	RPI 51-100	RPI 101-999	RPI 201+				
17- 6	0- 3	0- 1	OVERALL	3- 1	14- 1	8- 0				
5- 3	0- 1	0- 0	HOME	0- 1	5- 1	4- 0				
11- 3	0- 2	0- 1	AWAY	2- 0	9- 0	4- 0				
1- 0	0- 0	0- 0	NEUTRAL	1- 0	0- 0	0- 0				
7- 3	0- 1	0- 1	NON-CONFERENCE	2- 1	5- 0	3- 0				
1- 1	0- 0	0- 0	HOME	0- 1	1- 0	1- 0				
5- 2	0- 1	0- 1	AWAY	1- 0	4- 0	2- 0				
1- 0	0- 0	0- 0	NEUTRAL	1- 0	0- 0	0- 0				
10- 3	0- 2	0- 0	CONFERENCE	1- 0	9- 1	5- 0				
4- 2	0- 1	0- 0	HOME	0- 0	4- 1	3- 0				
6- 1	0- 1	0- 0	AWAY	1- 0	5- 0	2- 0				
0- 0	0- 0	0- 0	NEUTRAL	0- 0	0- 0	0- 0				

RPI 1-25				RPI 26-50				RPI 51-100 Team's RPI: 69				RPI 101+			
RPI	S	Opponent	Score	RPI	S	Opponent	Score	RPI	S	Opponent	Score	RPI	S	Opponent	Score
12	A	Green Bay	45 52	40	A	UCF	59 63	71	N	Wyoming	65 59	113	A	Milwaukee	70 68
12	H	Green Bay	34 60					77	A	Ohio	76 52	128	A	Cleveland St.	77 64
24	A	DePaul	71 85					91	H	Miami (OH)	83 96	128	H	Cleveland St.	94 56
								99	A	Wright St.	64 61	144	A	UNI	54 48
												193	A	Memphis	80 57
												195	A	Youngstown St.	65 43
												195	H	Youngstown St.	67 70
												219	H	Oakland	80 64
												244	A	Northern Ky.	71 35
												264	H	Indiana St.	86 57
												299	A	Tennessee Tech	68 54
												317	H	Detroit Mercy	90 62
												323	A	Ga. Southern	72 52
												327	A	Ill. -Chicago	82 46
												327	H	Ill. -Chicago	68 43
LAST 12 Division I GAMES:															
128	H	Cleveland St.	94 56	244	A	Northern Ky.	71 35	12	H	Green Bay	34 60				
195	H	Youngstown St.	67 70	219	H	Oakland	80 64	317	H	Detroit Mercy	90 62				
327	H	Ill. -Chicago	68 43	195	A	Youngstown St.	65 43	128	A	Cleveland St.	77 64				
12	A	Green Bay	45 52												
113	A	Milwaukee	70 68												
99	A	Wright St.	64 61												

Non-Div I Games: Georgetown (KY) 85 52

IUPUI

Average RPI Win:	198	WON-LOST	WINNING	LAST 10	STRENGTH OF	OPP. STRENGTH	TEAM	ADJ.	CONF.	ADJ CONF.
Average RPI Loss:	126	RECORD	PCT. RANK	GAMES	SCHEDULE	OF SCHEDULE	RPI	RPI	RPI	RPI
DIV. I ONLY	12- 10	148	8- 2	181	89	150	150	19	19	
DIV. I NON-CONF.	3- 7	254	0- 0	84	78	187	187	13	13	

TOTALS	RPI 1-25	RPI 26-50	W-L RECORDS	RPI 51-100	RPI 101-999	RPI 201+				
12- 10	0- 1	1- 2	OVERALL	0- 2	11- 5	4- 3				
7- 4	0- 0	0- 1	HOME	0- 1	7- 2	4- 1				
5- 5	0- 0	1- 0	AWAY	0- 0	4- 0	0- 0				
0- 1	0- 0	0- 0	NEUTRAL	0- 1	0- 0	0- 0				
3- 7	0- 1	0- 1	NON-CONFERENCE	0- 2	3- 3	1- 2				
1- 3	0- 0	0- 0	HOME	0- 1	1- 2	1- 1				
2- 3	0- 1	0- 1	AWAY	0- 0	2- 1	0- 1				
0- 1	0- 0	0- 0	NEUTRAL	0- 1	0- 0	0- 0				
9- 3	0- 0	1- 1	CONFERENCE	0- 0	8- 2	3- 1				
6- 1	0- 0	0- 1	HOME	0- 0	6- 0	3- 0				
3- 2	0- 0	1- 0	AWAY	0- 0	2- 2	0- 1				
0- 0	0- 0	0- 0	NEUTRAL	0- 0	0- 0	0- 0				

RPI 1-25				RPI 26-50				RPI 51-100				RPI 101+				Team's RPI: 150
RPI	S	Opponent	Score	RPI	S	Opponent	Score	RPI	S	Opponent	Score	RPI	S	Opponent	Score	
6	A	Ohio St.	56 99	31	A	Northern Colo.	79 71	58	N	TCU	76 86	115	A	Colorado St.	83 69	
				31	H	Northern Colo.	72 78	71	H	Wyoming	64 70	138	A	Portland St.	101 90	
				33	A	Arizona St.	33 77					138	H	Portland St.	61 60	
												169	A	North Dakota	78 64	
												169	H	North Dakota	80 75	
												174	H	Washington	69 81	
												182	A	Eastern Wash.	64 71	
												182	H	Eastern Wash.	85 71	
												201	A	CSUN	80 75	
												217	A	Abilene Christian	72 82	
												218	H	Seattle U	60 68	
												271	A	Sacramento St.	64 79	
												271	H	Sacramento St.	101 66	
												313	H	Cal St. Fullerton	80 60	
												319	H	Northern Ariz.	83 68	
												324	H	Southern Utah	74 51	

LAST 12 Division I GAMES:																
182	H	Eastern Wash.	85 71	324	H	Southern Utah	74 51									
271	H	Sacramento St.	101 66	182	A	Eastern Wash.	64 71									
138	H	Portland St.	61 60	138	A	Portland St.	101 90									
169	A	North Dakota	78 64	271	A	Sacramento St.	64 79									
31	A	Northern Colo.	79 71	31	H	Northern Colo.	72 78									
319	H	Northern Ariz.	83 68	169	H	North Dakota	80 75									

Non-Div I Games: Eastern Ore. 84 70

Idaho

Average RPI Win:	242	WON-LOST	WINNING	LAST 10	STRENGTH OF	OPP. STRENGTH	TEAM	ADJ.	CONF.	ADJ CONF.
Average RPI Loss:	134	RECORD	PCT. RANK	GAMES	SCHEDULE	OF SCHEDULE	RPI	RPI	RPI	RPI
DIV. I ONLY	13- 8	108	7- 3	312	133	143	143	19	19	
DIV. I NON-CONF.	6- 3	87	0- 0	287	174	104	104	13	13	

TOTALS	RPI 1-25	RPI 26-50	W-L RECORDS	RPI 51-100	RPI 101-999	RPI 201+				
13- 8	0- 0	0- 2	OVERALL	0- 2	13- 4	8- 2				
4- 2	0- 0	0- 1	HOME	0- 0	4- 1	3- 0				
9- 6	0- 0	0- 0	AWAY	0- 0	9- 0	5- 0				
0- 0	0- 0	0- 0	NEUTRAL	0- 0	0- 0	0- 0				
6- 3	0- 0	0- 0	NON-CONFERENCE	0- 2	6- 1	4- 1				
1- 0	0- 0	0- 0	HOME	0- 0	1- 0	1- 0				
5- 3	0- 0	0- 0	AWAY	0- 2	5- 1	3- 1				
0- 0	0- 0	0- 0	NEUTRAL	0- 0	0- 0	0- 0				
7- 5	0- 0	0- 2	CONFERENCE	0- 0	7- 3	4- 1				
3- 2	0- 0	0- 1	HOME	0- 0	3- 1	2- 0				
4- 3	0- 0	0- 1	AWAY	0- 0	4- 2	2- 1				
0- 0	0- 0	0- 0	NEUTRAL	0- 0	0- 0	0- 0				

RPI 1-25				RPI 26-50				RPI 51-100				RPI 101+				Team's RPI: 143
RPI	S	Opponent	Score	RPI	S	Opponent	Score	RPI	S	Opponent	Score	RPI	S	Opponent	Score	
				31	A	Northern Colo.	52 75	71	A	Wyoming	53 61	138	A	Portland St.	88 59	
				31	H	Northern Colo.	57 63	88	A	Washington St.	55 72	147	A	Weber St.	73 84	
												147	H	Weber St.	70 76	
												169	A	North Dakota	68 55	
												169	H	North Dakota	57 46	
												172	A	UC Irvine	78 72	
												174	A	Washington	79 59	
												218	A	Seattle U	74 69	
												230	A	Pepperdine	74 80	
												252	A	Hawaii	64 62	
												271	A	Sacramento St.	85 71	
												297	H	Utah St.	64 44	
												319	A	Northern Ari z.	75 55	
												319	H	Northern Ari z.	76 59	
												324	A	Southern Utah	70 76	
												324	H	Southern Utah	66 39	
												328	A	Utah Valley	70 58	
LAST 12 Division I GAMES:																
				169	A	North Dakota	68 55	138	A	Portland St.	88 59					
				31	A	Northern Colo.	52 75	31	H	Northern Colo.	57 63					
				324	H	Southern Utah	66 39	169	H	North Dakota	57 46					
				319	H	Northern Ari z.	76 59	319	A	Northern Ari z.	75 55					
				147	A	Weber St.	73 84	324	A	Southern Utah	70 76					
				271	A	Sacramento St.	85 71	147	H	Weber St.	70 76					

Non-Div I Games: Westminster (UT) 83 45 Col. of Idaho 89 32

Idaho St.

Average RPI Win:	275	WON-LOST	WINNING	LAST 10	STRENGTH OF	OPP. STRENGTH	TEAM	ADJ.	CONF.	ADJ CONF.
Average RPI Loss:	179	RECORD	PCT. RANK	GAMES	SCHEDULE	OF SCHEDULE	RPI	RPI	RPI	RPI
DIV. I ONLY	5- 17	304	0- 10	281	260	327	327	11	11	
DIV. I NON-CONF.	5- 4	146	0- 0	347	346	332	332	15	15	

TOTALS	RPI 1-25	RPI 26-50	W-L RECORDS	RPI 51-100	RPI 101-999	RPI 201+				
5- 17	0- 1	0- 0	OVERALL	0- 3	5- 13	5- 7				
4- 8	0- 0	0- 0	HOME	0- 1	4- 7	4- 4				
1- 9	0- 1	0- 0	AWAY	0- 2	1- 6	1- 3				
0- 0	0- 0	0- 0	NEUTRAL	0- 0	0- 0	0- 0				
5- 4	0- 0	0- 0	NON-CONFERENCE	0- 0	5- 4	5- 4				
4- 2	0- 0	0- 0	HOME	0- 0	4- 2	4- 2				
1- 2	0- 0	0- 0	AWAY	0- 0	1- 2	1- 2				
0- 0	0- 0	0- 0	NEUTRAL	0- 0	0- 0	0- 0				
0- 13	0- 1	0- 0	CONFERENCE	0- 3	0- 9	0- 3				
0- 6	0- 0	0- 0	HOME	0- 1	0- 5	0- 2				
0- 7	0- 1	0- 0	AWAY	0- 2	0- 4	0- 1				
0- 0	0- 0	0- 0	NEUTRAL	0- 0	0- 0	0- 0				

RPI 1-25	RPI 26-50	RPI 51-100	RPI 101+	Team's RPI: 327
RPI S Opponent Score	RPI S Opponent Score	RPI S Opponent Score	RPI S Opponent Score	
12 A Green Bay 36 65		69 A IUPUI 43 68	113 A Milwaukee 44 59	
		69 H IUPUI 46 82	113 H Milwaukee 53 76	
		99 A Wright St. 50 60	128 A Cleveland St. 67 70	
			128 H Cleveland St. 42 64	
			195 A Youngstown St. 63 76	
			195 H Youngstown St. 52 71	
			219 H Oakland 63 67	
			222 H North Texas 70 67	
			223 H Eastern Mich. 73 70	
			244 A Northern Ky. 53 61	
			247 A Bradley 48 58	
			264 H Indiana St. 55 46	
			276 H Santa Clara 36 45	
			307 A Loyola Chicago 55 57	
			309 H Jackson St. 63 76	
			317 H Detroit Mercy 58 61	
			320 A Fort Wayne 67 51	
			348 H Evansville 96 77	
LAST 12 Division I GAMES:				
195 H Youngstown St. 52 71	99 A Wright St. 50 60			
128 H Cleveland St. 42 64	113 H Milwaukee 53 76			
69 A IUPUI 43 68	317 H Detroit Mercy 58 61			
113 A Milwaukee 44 59	219 H Oakland 63 67			
12 A Green Bay 36 65	128 A Cleveland St. 67 70			
244 A Northern Ky. 53 61	195 A Youngstown St. 63 76			

Non-Div I Games: Bethel (IN) 66 46 Ind.-Northwest 74 56

Average RPI Win:	249	WON-LOST	WINNING	LAST 10	STRENGTH OF	OPP. STRENGTH	TEAM	ADJ.	CONF.	ADJ CONF.
Average RPI Loss:	69	RECORD	PCT. RANK	GAMES	SCHEDULE	OF SCHEDULE	RPI	RPI	RPI	RPI
DIV. I ONLY	9- 17	259	0- 10	104	75	214	214	3	3	
DIV. I NON-CONF.	9- 5	99	0- 0	235	184	145	145	4	4	

TOTALS	RPI 1-25	RPI 26-50	W-L RECORDS	RPI 51-100	RPI 101-999	RPI 201+				
9- 17	0- 3	0- 3	OVERALL	0- 8	9- 3	6- 0				
6- 8	0- 1	0- 0	HOME	0- 4	6- 3	6- 0				
1- 9	0- 2	0- 3	AWAY	0- 4	1- 0	0- 0				
2- 0	0- 0	0- 0	NEUTRAL	0- 0	2- 0	0- 0				
9- 5	0- 1	0- 1	NON-CONFERENCE	0- 2	9- 1	6- 0				
6- 2	0- 0	0- 0	HOME	0- 1	6- 1	6- 0				
1- 3	0- 1	0- 1	AWAY	0- 1	1- 0	0- 0				
2- 0	0- 0	0- 0	NEUTRAL	0- 0	2- 0	0- 0				
0- 12	0- 2	0- 2	CONFERENCE	0- 6	0- 2	0- 0				
0- 6	0- 1	0- 0	HOME	0- 3	0- 2	0- 0				
0- 6	0- 1	0- 2	AWAY	0- 3	0- 0	0- 0				
0- 0	0- 0	0- 0	NEUTRAL	0- 0	0- 0	0- 0				

RPI 1-25				RPI 26-50				RPI 51-100				RPI 101+ Team's RPI: 214			
RPI	S	Opponent	Score	RPI	S	Opponent	Score	RPI	S	Opponent	Score	RPI	S	Opponent	Score
13	A	Maryland	65 100	26	A	Rutgers	37 76	52	H	Purdue	54 73	105	H	Western Ill.	67 77
15	A	Missouri	55 72	43	A	Michigan	42 86	54	H	Michigan St.	55 67	153	N	Wichita St.	68 67
21	H	Iowa	71 84	45	A	FGCU	61 85	63	H	Virginia Tech	49 96	172	N	UC Irvine	65 59
								65	A	Indiana	54 70	184	H	Northwestern	59 74
								66	A	Nebraska	47 62	185	H	Wisconsin	61 70
								66	H	Nebraska	72 80	193	A	Memphis	63 47
								83	A	Penn St.	59 68	238	H	Austin Peay	59 47
								86	A	New Mexico	68 97	247	H	Bradley	74 62
												264	H	Indiana St.	81 52
												317	H	Detroit Mercy	73 65
												320	H	Fort Wayne	64 50
												338	H	Chicago St.	66 56

LAST 12 Division I GAMES:															
65	A	Indiana	54 70	54	H	Michigan St.	55 67								
52	H	Purdue	54 73	66	H	Nebraska	72 80								
66	A	Nebraska	47 62	21	H	Iowa	71 84								
185	H	Wisconsin	61 70	26	A	Rutgers	37 76								
83	A	Penn St.	59 68	184	H	Northwestern	59 74								
43	A	Michigan	42 86	13	A	Maryland	65 100								

Non-Div I Games:

Average RPI Win: 236		WON-LOST RECORD	WINNING PCT. RANK	LAST 10 GAMES	STRENGTH OF SCHEDULE	OPP. STRENGTH OF SCHEDULE	TEAM RPI	ADJ. RPI	CONF. RPI	ADJ CONF. RPI
Average RPI Loss: 171										
DIV. I ONLY		11- 13	198	5- 5	290	230	255	255	24	24
DIV. I NON-CONF.		6- 5	153	0- 0	244	216	201	201	22	22
TOTALS		RPI 1-25	RPI 26-50	W-L RECORDS		RPI 51-100	RPI 101-999	RPI 201+		
11- 13	0- 0		0- 0	OVERALL		0- 1	11- 12	7- 5		
7- 6	0- 0		0- 0	HOME		0- 1	7- 5	5- 1		
3- 7	0- 0		0- 0	AWAY		0- 0	3- 1	2- 1		
1- 0	0- 0		0- 0	NEUTRAL		0- 0	1- 0	0- 0		
6- 5	0- 0		0- 0	NON-CONFERENCE		0- 0	6- 5	4- 1		
4- 2	0- 0		0- 0	HOME		0- 0	4- 2	3- 0		
1- 3	0- 0		0- 0	AWAY		0- 0	1- 3	1- 1		
1- 0	0- 0		0- 0	NEUTRAL		0- 0	1- 0	0- 0		
5- 8	0- 0		0- 0	CONFERENCE		0- 1	5- 7	3- 4		
3- 4	0- 0		0- 0	HOME		0- 1	3- 3	2- 1		
2- 4	0- 0		0- 0	AWAY		0- 0	2- 4	1- 3		
0- 0	0- 0		0- 0	NEUTRAL		0- 0	0- 0	0- 0		

RPI 1-25				RPI 26-50				RPI 51-100				RPI 101+				Team's RPI: 255	
RPI	S	Opponent	Score	RPI	S	Opponent	Score	RPI	S	Opponent	Score	RPI	S	Opponent	Score		
								85	H	Drake	58 65	107	H	Butler	45 56		
												108	A	Missouri St.	58 75		
												108	H	Missouri St.	50 56		
												110	A	George Mason	37 56		
												113	A	Milwaukee	59 61		
												128	H	Cleveland St.	47 56		
												137	N	Northeastern	65 55		
												139	H	SIUE	62 47		
												144	H	UNI	36 58		
												164	A	Southern Ill.	39 36		
												164	H	Southern Ill.	49 46		
												219	A	Oakland	43 64		
												223	H	Eastern Mich.	65 56		
												244	H	Northern Ky.	49 37		
												247	H	Bradley	42 62		
												264	A	Indiana St.	49 52		
												268	H	UMKC	64 53		
												281	A	Valparaiso	50 56		
												281	H	Valparaiso	63 55		
												307	A	Loyola Chicago	59 62		
												307	H	Loyola Chicago	57 49		
												325	A	Long Beach St.	59 51		
												348	A	Evansville	67 43		
LAST 12 Division I GAMES:																	
												108	A	Missouri St.	58 75		
												164	A	Southern Ill.	39 36		
												281	H	Valparaiso	63 55		
												307	H	Loyola Chicago	57 49		
												144	H	UNI	36 58		
												85	H	Drake	58 65		
												264	A	Indiana St.	49 52		
												348	A	Evansville	67 43		
												164	H	Southern Ill.	49 46		
												108	H	Missouri St.	50 56		
												307	A	Loyola Chicago	59 62		
												281	A	Valparaiso	50 56		

Non-Div I Games:

Illinois St.

■ Loss, ■ Non-Conf, S Site, H Home A Away N Neutral

Average RPI Win:	290	WON-LOST	WINNING	LAST 10	STRENGTH OF	OPP. STRENGTH	TEAM	ADJ.	CONF.	ADJ CONF.
Average RPI Loss:	176	RECORD	PCT. RANK	GAMES	SCHEDULE	OF SCHEDULE	RPI	RPI	RPI	RPI
DIV. I ONLY	2- 20	339	1- 9	133	325	314	314	26	26	
DIV. I NON-CONF.	0- 10	337	0- 0	24	300	275	275	25	25	

TOTALS	RPI 1-25	RPI 26-50	W-L RECORDS	RPI 51-100	RPI 101-999	RPI 201+				
2- 20	0- 0	0- 1	OVERALL	0- 4	2- 15	2- 9				
1- 8	0- 0	0- 0	HOME	0- 1	1- 7	1- 5				
1- 12	0- 0	0- 0	AWAY	0- 0	1- 2	1- 1				
0- 0	0- 0	0- 0	NEUTRAL	0- 0	0- 0	0- 0				
0- 10	0- 0	0- 1	NON-CONFERENCE	0- 4	0- 5	0- 2				
0- 3	0- 0	0- 0	HOME	0- 1	0- 2	0- 1				
0- 7	0- 0	0- 1	AWAY	0- 3	0- 3	0- 1				
0- 0	0- 0	0- 0	NEUTRAL	0- 0	0- 0	0- 0				
2- 10	0- 0	0- 0	CONFERENCE	0- 0	2- 10	2- 7				
1- 5	0- 0	0- 0	HOME	0- 0	1- 5	1- 4				
1- 5	0- 0	0- 0	AWAY	0- 0	1- 5	1- 3				
0- 0	0- 0	0- 0	NEUTRAL	0- 0	0- 0	0- 0				

RPI 1-25				RPI 26-50				RPI 51-100				RPI 101+ Team's RPI: 314			
RPI	S	Opponent	Score	RPI	S	Opponent	Score	RPI	S	Opponent	Score	RPI	S	Opponent	Score
				41	A	Oklahoma St.	35 86	61	A	Houston	67 98	111	A	Lamar University	54 77
								73	H	South Dakota	51 81	129	H	Central Ark.	35 57
								92	A	Utah	31 90	132	A	SFA	49 60
								95	A	Rice	43 60	147	A	Weber St.	55 79
												152	H	Texas St.	33 74
												177	A	UT Arlington	48 61
												217	A	Abilene Christian	56 58
												226	A	New Orleans	50 52
												226	H	New Orleans	45 72
												227	A	Texas Tech	54 80
												249	H	Nicholls St.	64 62
												257	H	A&M-Corpus Christi	58 62
												259	H	McNeese	57 66
												285	H	Massachusetts	45 64
												294	A	Southeastern La.	54 65
												322	H	Houston Baptist	56 58
												331	A	Sam Houston St.	56 49

LAST 12 Division I GAMES:															
217	A	Abilene Christian	56 58	111	A	Lamar University	54 77								
294	A	Southeastern La.	54 65	132	A	SFA	49 60								
257	H	A&M-Corpus Christi	58 62	129	H	Central Ark.	35 57								
226	H	New Orleans	45 72	331	A	Sam Houston St.	56 49								
322	H	Houston Baptist	56 58	249	H	Nicholls St.	64 62								
226	A	New Orleans	50 52	259	H	McNeese	57 66								

Non-Div I Games: Mary Hardin-Baylor 76 58

Incarnate Word

Average RPI	Win:	132	WON-LOST	WINNING	LAST 10	STRENGTH OF	OPP. STRENGTH	TEAM	ADJ.	CONF.	ADJ CONF.
Average RPI	Loss:	44	RECORD	PCT. RANK	GAMES	SCHEDULE	OF SCHEDULE	RPI	RPI	RPI	RPI
DIV. I ONLY		14- 12	156	7- 3	12	20	65	65	3	3	
DIV. I NON-CONF.		7- 6	165	0- 0	10	62	68	68	4	4	

TOTALS	RPI 1-25		RPI 26-50		W-L RECORDS		RPI 51-100		RPI 101-999		RPI 201+
14- 12	0- 5		2- 2		OVERALL		4- 5		8- 0		3- 0
9- 5	0- 2		2- 0		HOME		1- 3		6- 0		2- 0
4- 5	0- 2		0- 1		AWAY		2- 2		2- 0		1- 0
1- 2	0- 1		0- 1		NEUTRAL		1- 0		0- 0		0- 0
7- 6	0- 2		1- 1		NON-CONFERENCE		1- 3		5- 0		2- 0
4- 3	0- 1		1- 0		HOME		0- 2		3- 0		1- 0
2- 1	0- 0		0- 0		AWAY		0- 1		2- 0		1- 0
1- 2	0- 1		0- 1		NEUTRAL		1- 0		0- 0		0- 0
7- 6	0- 3		1- 1		CONFERENCE		3- 2		3- 0		1- 0
5- 2	0- 1		1- 0		HOME		1- 1		3- 0		1- 0
2- 4	0- 2		0- 1		AWAY		2- 1		0- 0		0- 0
0- 0	0- 0		0- 0		NEUTRAL		0- 0		0- 0		0- 0

RPI 1-25				RPI 26-50				RPI 51-100				Team's RPI: 65	RPI 101+			
RPI	S	Opponent	Score	RPI	S	Opponent	Score	RPI	S	Opponent	Score		RPI	S	Opponent	Score
4	H	Louisville	59 72	26	H	Rutgers	64 58	52	A	Purdue	52 44		117	A	Yale	72 68
6	A	Ohio St.	70 85	28	N	Virginia	72 82	52	H	Purdue	72 54		181	H	Southern U.	64 49
6	H	Ohio St.	62 77	43	A	Michigan	79 84	54	A	Michigan St.	69 65		184	H	Northwestern	78 73
13	A	Maryland	70 74	48	H	Western Ky.	73 71	54	H	Michigan St.	46 68		185	H	Wisconsin	69 55
15	N	Missouri	55 75					76	A	Saint Mary's (CA)	82 88		187	H	Arkansas St.	93 51
								81	N	UAB	71 63		214	H	Illinois	70 54
								83	A	Penn St.	74 77		222	H	North Texas	68 63
								96	H	Auburn	53 65		244	A	Northern Ky.	67 56
								100	H	Chattanooga	61 64					
LAST 12 Division I GAMES:																
				52	A	Purdue	52 44	13	A	Maryland	70 74					
				214	H	Illinois	70 54	6	H	Ohio St.	62 77					
				184	H	Northwestern	78 73	43	A	Michigan	79 84					
				26	H	Rutgers	64 58	52	H	Purdue	72 54					
				185	H	Wisconsin	69 55	83	A	Penn St.	74 77					
				54	A	Michigan St.	69 65	6	A	Ohio St.	70 85					

Non-Div I Games:

Indiana

Average RPI Win:	289	WON-LOST	WINNING	LAST 10	STRENGTH OF	OPP. STRENGTH	TEAM	ADJ.	CONF.	ADJ CONF.
Average RPI Loss:	130	RECORD	PCT. RANK	GAMES	SCHEDULE	OF SCHEDULE	RPI	RPI	RPI	RPI
DIV. I ONLY	7- 15	272	6- 4	200	212	264	264	24	24	
DIV. I NON-CONF.	1- 9	318	0- 0	101	140	278	278	22	22	

TOTALS	RPI 1-25	RPI 26-50	W-L RECORDS	RPI 51-100	RPI 101-999	RPI 201+				
7- 15	0- 0	0- 1	OVERALL	0- 5	7- 9	7- 3				
3- 9	0- 0	0- 1	HOME	0- 2	3- 6	3- 1				
3- 5	0- 0	0- 0	AWAY	0- 2	3- 3	3- 2				
1- 1	0- 0	0- 0	NEUTRAL	0- 1	1- 0	1- 0				
1- 9	0- 0	0- 1	NON-CONFERENCE	0- 3	1- 5	1- 3				
0- 5	0- 0	0- 1	HOME	0- 1	0- 3	0- 1				
0- 3	0- 0	0- 0	AWAY	0- 1	0- 2	0- 2				
1- 1	0- 0	0- 0	NEUTRAL	0- 1	1- 0	1- 0				
6- 6	0- 0	0- 0	CONFERENCE	0- 2	6- 4	6- 0				
3- 4	0- 0	0- 0	HOME	0- 1	3- 3	3- 0				
3- 2	0- 0	0- 0	AWAY	0- 1	3- 1	3- 0				
0- 0	0- 0	0- 0	NEUTRAL	0- 0	0- 0	0- 0				

RPI 1-25				RPI 26-50				RPI 51-100				RPI 101+				Team's RPI: 264
RPI	S	Opponent	Score	RPI	S	Opponent	Score	RPI	S	Opponent	Score	RPI	S	Opponent	Score	
				29	H	Central Mich.	67 77	69	A	IUPUI	57 86	103	H	Saint Louis	59 60	
								73	N	South Dakota	59 71	107	H	Butler	51 60	
								85	A	Drake	64 85	108	H	Missouri St.	63 77	
								85	H	Drake	51 84	144	A	UNI	53 59	
								91	H	Miami (OH)	56 68	144	H	UNI	46 56	
												164	H	Southern Ill.	45 64	
												212	H	Fla. Atlantic	58 66	
												214	A	Illinois	52 81	
												240	N	Montana	57 45	
												247	H	Bradley	65 50	
												255	H	Illinois St.	52 49	
												281	A	Valparaiso	67 54	
												307	A	Loyola Chicago	73 65	
												327	A	Ill.-Chicago	46 55	
												348	A	Evansville	66 57	
												348	H	Evansville	56 48	

LAST 12 Division I GAMES:																
				85	H	Drake	51 84	247	H	Bradley	65 50					
				144	H	UNI	46 56	144	A	UNI	53 59					
				348	A	Evansville	66 57	85	A	Drake	64 85					
				281	A	Valparaiso	67 54	348	H	Evansville	56 48					
				307	A	Loyola Chicago	73 65	164	H	Southern Ill.	45 64					
				255	H	Illinois St.	52 49	108	H	Missouri St.	63 77					

Non-Div I Games: Missouri S&T 84 51

Indiana St.

Average RPI Win:	345	WON-LOST	WINNING	LAST 10	STRENGTH OF	OPP. STRENGTH	TEAM	ADJ.	CONF.	ADJ CONF.
Average RPI Loss:	192	RECORD	PCT. RANK	GAMES	SCHEDULE	OF SCHEDULE	RPI	RPI	RPI	RPI
DIV. I ONLY	1- 24	348	1- 9	210	282	339	339	28	28	
DIV. I NON-CONF.	0- 11	337	0- 0	123	231	327	327	26	26	

TOTALS	RPI 1-25	RPI 26-50	W-L RECORDS	RPI 51-100	RPI 101-999	RPI 201+				
1- 24	0- 0	0- 0	OVERALL	0- 6	1- 18	1- 13				
1- 11	0- 0	0- 0	HOME	0- 2	1- 9	1- 6				
0- 13	0- 0	0- 0	AWAY	0- 4	0- 9	0- 7				
0- 0	0- 0	0- 0	NEUTRAL	0- 0	0- 0	0- 0				
0- 11	0- 0	0- 0	NON-CONFERENCE	0- 4	0- 7	0- 3				
0- 5	0- 0	0- 0	HOME	0- 1	0- 4	0- 1				
0- 6	0- 0	0- 0	AWAY	0- 3	0- 3	0- 2				
0- 0	0- 0	0- 0	NEUTRAL	0- 0	0- 0	0- 0				
1- 13	0- 0	0- 0	CONFERENCE	0- 2	1- 11	1- 10				
1- 6	0- 0	0- 0	HOME	0- 1	1- 5	1- 5				
0- 7	0- 0	0- 0	AWAY	0- 1	0- 6	0- 5				
0- 0	0- 0	0- 0	NEUTRAL	0- 0	0- 0	0- 0				

RPI 1-25				RPI 26-50				RPI 51-100				RPI 101+				Team's RPI: 339
RPI	S	Opponent	Score	RPI	S	Opponent	Score	RPI	S	Opponent	Score	RPI	S	Opponent	Score	
								55	A	Qui nni pi ac	47 90	127	H	Bucknel l	53 60	
								55	H	Qui nni pi ac	38 74	165	H	Kansas	58 72	
								64	H	Tol edo	57 74	168	A	Marist	55 75	
								68	A	Duquesne	59 80	178	H	Temple	54 59	
								70	A	Fordham	48 78	198	A	Stony Brook	46 63	
								89	A	Jacksonvi l l e	62 71	206	A	Si ena	51 64	
												206	H	Si ena	48 70	
												242	H	Hofstra	43 68	
												245	A	Ni agara	59 73	
												253	A	Manhattan	63 67	
												258	H	Fai rfi el d	68 78	
												266	A	St. Franci s Brookl yn	63 72	
												273	A	Ri der	53 80	
												273	H	Ri der	49 62	
												277	A	Ari zona	58 71	
												289	H	Canis i us	49 53	
												293	A	Monmouth	56 68	
												293	H	Monmouth	56 62	
												345	H	Saint Peter' s	52 42	

LAST 12 Di vi si on I GAMES:																
				273	A	Ri der	53 80			293	A	Monmouth	56 68			
				258	H	Fai rfi el d	68 78			206	H	Si ena	48 70			
				55	A	Qui nni pi ac	47 90			253	A	Manhattan	63 67			
				168	A	Marist	55 75			293	H	Monmouth	56 62			
				345	H	Saint Peter' s	52 42			55	H	Qui nni pi ac	38 74			
				273	H	Ri der	49 62			206	A	Si ena	51 64			

Non-Di v I Games:

Iona

Average RPI Win:	125	WON-LOST	WINNING	LAST 10	STRENGTH OF	OPP. STRENGTH	TEAM	ADJ.	CONF.	ADJ CONF.
Average RPI Loss:	41	RECORD	PCT. RANK	GAMES	SCHEDULE	OF SCHEDULE	RPI	RPI	RPI	RPI
DIV. I ONLY	20- 6	39	6- 4	18	67	21	21	3	3	
DIV. I NON-CONF.	12- 1	6	0- 0	49	109	15	15	4	4	

TOTALS	RPI 1-25	RPI 26-50	W-L RECORDS	RPI 51-100	RPI 101-999	RPI 201+				
20- 6	1- 2	3- 1	OVERALL	5- 3	11- 0	3- 0				
11- 3	1- 1	3- 0	HOME	3- 2	4- 0	1- 0				
6- 3	0- 1	0- 1	AWAY	1- 1	5- 0	1- 0				
3- 0	0- 0	0- 0	NEUTRAL	1- 0	2- 0	1- 0				
12- 1	0- 1	1- 0	NON-CONFERENCE	3- 0	8- 0	2- 0				
7- 1	0- 1	1- 0	HOME	2- 0	4- 0	1- 0				
2- 0	0- 0	0- 0	AWAY	0- 0	2- 0	0- 0				
3- 0	0- 0	0- 0	NEUTRAL	1- 0	2- 0	1- 0				
8- 5	1- 1	2- 1	CONFERENCE	2- 3	3- 0	1- 0				
4- 2	1- 0	2- 0	HOME	1- 2	0- 0	0- 0				
4- 3	0- 1	0- 1	AWAY	1- 1	3- 0	1- 0				
0- 0	0- 0	0- 0	NEUTRAL	0- 0	0- 0	0- 0				

RPI	S	Opponent	Score	RPI	S	Opponent	Score	RPI	S	Opponent	Score	RPI	S	Opponent	Score
5	H	Florida St.	93 94	43	H	Michigan	82 72	52	H	Purdue	70 76	109	H	Western Mich.	79 56
6	H	Ohio St.	103 89	44	A	Minnesota	72 77	54	A	Michigan St.	71 68	120	A	Iowa St.	61 55
13	A	Maryland	64 80	44	H	Minnesota	92 84	55	H	Quinnipiac	83 67	124	H	Northern Ill.	105 80
				48	H	Western Ky.	104 97	60	N	Elon	74 61	144	A	UNI	71 47
								66	A	Nebraska	65 74	161	H	Samford	80 59
								66	H	Nebraska	74 92	184	A	Northwestern	70 61
								83	H	Penn St.	80 76	185	A	Wisconsin	56 46
								85	H	Drake	79 66	186	N	Charlotte	77 64
												214	A	Illinois	84 71
												261	N	Morgan St.	90 46
												340	H	Ark.-Pine Bluff	85 45

LAST 12 Division I GAMES:															
184	A	Northwestern	70 61	44	A	Minnesota	72 77	66	A	Nebraska	65 74	52	H	Purdue	70 76
83	H	Penn St.	80 76	66	A	Nebraska	65 74	214	A	Illinois	84 71	13	A	Maryland	64 80
44	H	Minnesota	92 84	52	H	Purdue	70 76	43	H	Michigan	82 72				
54	A	Michigan St.	71 68	214	A	Illinois	84 71								
66	H	Nebraska	74 92	13	A	Maryland	64 80								
6	H	Ohio St.	103 89	43	H	Michigan	82 72								

Non-Div I Games:

Iowa

Average RPI Win: 178

Average RPI Loss: 54

WON-LOST
RECORDWINNING
PCT. RANKLAST 10
GAMESSTRENGTH OF
SCHEDULEOPP. STRENGTH
OF SCHEDULETEAM
RPIADJ.
RPICONF.
RPIADJ CONF.
RPIDIV. I ONLY
DIV. I NON-CONF.10- 14
6- 5218
1533- 7
0- 035
17338
70120
155120
1554
54
5

TOTALS

RPI 1-25

RPI 26-50

W-L RECORDS

RPI 51-100

RPI 101-999

RPI 201+

10- 14

0- 4

1- 3

OVERALL

2- 5

7- 2

5- 0

6- 7

0- 2

0- 2

HOME

1- 3

5- 0

4- 0

3- 6

0- 2

1- 0

AWAY

1- 2

1- 2

1- 0

1- 1

0- 0

0- 1

NEUTRAL

0- 0

1- 0

0- 0

6- 5

0- 1

0- 1

NON-CONFERENCE

1- 1

5- 2

4- 0

5- 1

0- 1

0- 0

HOME

1- 0

4- 0

4- 0

0- 3

0- 0

0- 0

AWAY

0- 1

0- 2

0- 0

1- 1

0- 0

0- 1

NEUTRAL

0- 0

1- 0

0- 0

4- 9

0- 3

1- 2

CONFERENCE

1- 4

2- 0

1- 0

1- 6

0- 1

0- 2

HOME

0- 3

1- 0

0- 0

3- 3

0- 2

1- 0

AWAY

1- 1

1- 0

1- 0

0- 0

0- 0

0- 0

NEUTRAL

0- 0

0- 0

0- 0

RPI 1-25

RPI 26-50

RPI 51-100

RPI 101+

Team's RPI: 120

RPI	S	Opponent	Score
8	A	Bayl or	49 89
8	H	Bayl or	50 79
9	A	Texas	55 87
21	H	Iowa	55 61

RPI	S	Opponent	Score
29	N	Central Mich.	60 81
30	H	Okl ahoma	69 74
41	A	Okl ahoma St.	78 69
41	H	Okl ahoma St.	73 81

RPI	S	Opponent	Score
51	A	West Vi rgi ni a	49 57
51	H	West Vi rgi ni a	59 69
58	H	TCU	52 75
73	H	South Dakota	81 76
84	A	Kansas St.	80 45
84	H	Kansas St.	60 67
85	A	Drake	80 83

RPI	S	Opponent	Score
102	N	Tul ane	67 64
130	A	Vanderbi l t	74 77
144	A	UNI	53 57
165	H	Kansas	71 69
227	A	Texas Tech	66 54
234	H	UC Ri versi de	89 66
249	H	Ni chol l s St.	75 47
268	H	UMKC	61 45
335	H	N. C. Central	99 58

LAST 12 Di vi si on I GAMES:

41	H	Okl ahoma St.	73 81	8	H	Bayl or	50 79
84	A	Kansas St.	80 45	227	A	Texas Tech	66 54
58	H	TCU	52 75	84	H	Kansas St.	60 67
9	A	Texas	55 87	51	A	West Vi rgi ni a	49 57
41	A	Okl ahoma St.	78 69	8	A	Bayl or	49 89
51	H	West Vi rgi ni a	59 69	30	H	Okl ahoma	69 74

Non-Di v I Games:

Iowa St.

Loss,
 Non-Conf,
 S Site,
 H Home
A Away
 N Neutral

Average RPI Win:	302	WON-LOST	WINNING	LAST 10	STRENGTH OF	OPP. STRENGTH	TEAM	ADJ.	CONF.	ADJ CONF.
Average RPI Loss:	244	RECORD	PCT. RANK	GAMES	SCHEDULE	OF SCHEDULE	RPI	RPI	RPI	RPI
DIV. I ONLY	9- 9	175	4- 6	349	344	309	309	32	32	
DIV. I NON-CONF.	2- 3	214	0- 0	349	255	345	345	32	32	

TOTALS	RPI 1-25	RPI 26-50	W-L RECORDS	RPI 51-100	RPI 101-999	RPI 201+				
9- 9	0- 0	0- 0	OVERALL	0- 0	9- 9	9- 6				
5- 3	0- 0	0- 0	HOME	0- 0	5- 3	5- 2				
4- 6	0- 0	0- 0	AWAY	0- 0	4- 0	4- 0				
0- 0	0- 0	0- 0	NEUTRAL	0- 0	0- 0	0- 0				
2- 3	0- 0	0- 0	NON-CONFERENCE	0- 0	2- 3	2- 2				
0- 1	0- 0	0- 0	HOME	0- 0	0- 1	0- 1				
2- 2	0- 0	0- 0	AWAY	0- 0	2- 2	2- 1				
0- 0	0- 0	0- 0	NEUTRAL	0- 0	0- 0	0- 0				
7- 6	0- 0	0- 0	CONFERENCE	0- 0	7- 6	7- 4				
5- 2	0- 0	0- 0	HOME	0- 0	5- 2	5- 1				
2- 4	0- 0	0- 0	AWAY	0- 0	2- 4	2- 3				
0- 0	0- 0	0- 0	NEUTRAL	0- 0	0- 0	0- 0				

RPI 1-25				RPI 26-50				RPI 51-100				RPI 101+				Team's RPI: 309
RPI	S	Opponent	Score	RPI	S	Opponent	Score	RPI	S	Opponent	Score	RPI	S	Opponent	Score	
												181	A	Southern U.	76	86
												181	H	Southern U.	58	68
												193	A	Memphis	53	64
												232	A	Texas Southern	66	71
												232	H	Texas Southern	74	77
												235	H	Grambling	82	70
												249	H	Nicholls St.	64	90
												263	A	Prairie View	73	85
												263	H	Prairie View	70	61
												300	H	Alabama St.	70	61
												302	A	Alcorn	74	51
												302	H	Alcorn	94	69
												315	H	Alabama A&M	59	43
												327	A	Ill.-Chicago	76	63
												331	A	Sam Houston St.	68	74
												337	A	Mississippi Val.	61	72
												338	A	Chicago St.	87	69
												340	A	Ark.-Pine Bluff	60	54
LAST 12 Division I GAMES:																
				263	A	Prairie View	73	85				235	H	Grambling	82	70
				232	A	Texas Southern	66	71				263	H	Prairie View	70	61
				181	H	Southern U.	58	68				232	H	Texas Southern	74	77
				302	H	Alcorn	94	69				181	A	Southern U.	76	86
				340	A	Ark.-Pine Bluff	60	54				302	A	Alcorn	74	51
				337	A	Mississippi Val.	61	72				315	H	Alabama A&M	59	43

Non-Div I Games: Philander Smith 88 56 Millsaps 79 41 LSU-Shreveport 85 86 Spring Hill 77 50 Jackson St.

Average RPI Win: 253	WON-LOST RECORD	WINNING PCT. RANK	LAST 10 GAMES	STRENGTH OF SCHEDULE	OPP. STRENGTH OF SCHEDULE	TEAM RPI	ADJ. RPI	CONF. RPI	ADJ. CONF. RPI
Average RPI Loss: 77									
DIV. I ONLY	16- 7	64	8- 2	222	213	89	89	22	22
DIV. I NON-CONF.	7- 5	132	1- 0	213	158	105	105	21	21

TOTALS	RPI 1-25	RPI 26-50	W-L RECORDS	RPI 51-100	RPI 101-999	RPI 201+			
16- 7	0- 2	0- 2	OVERALL	0- 1	16- 2	12- 0			
6- 1	0- 0	0- 1	HOME	0- 0	6- 0	5- 0			
9- 6	0- 2	0- 1	AWAY	0- 1	9- 2	6- 0			
1- 0	0- 0	0- 0	NEUTRAL	0- 0	1- 0	1- 0			
7- 5	0- 2	0- 0	NON-CONFERENCE	0- 1	7- 2	5- 0			
3- 0	0- 0	0- 0	HOME	0- 0	3- 0	3- 0			
3- 5	0- 2	0- 0	AWAY	0- 1	3- 2	1- 0			
1- 0	0- 0	0- 0	NEUTRAL	0- 0	1- 0	1- 0			
9- 2	0- 0	0- 2	CONFERENCE	0- 0	9- 0	7- 0			
3- 1	0- 0	0- 1	HOME	0- 0	3- 0	2- 0			
6- 1	0- 0	0- 1	AWAY	0- 0	6- 0	5- 0			
0- 0	0- 0	0- 0	NEUTRAL	0- 0	0- 0	0- 0			

RPI 1-25				RPI 26-50				RPI 51-100				Team's RPI: 89				RPI 101+							
RPI	S	Opponent	Score	RPI	S	Opponent	Score	RPI	S	Opponent	Score	RPI	S	Opponent	Score	RPI	S	Opponent	Score				
5	A	Florida St.	50 82	45	A	FGCU	58 63	94	A	Al abama	60 75	121	A	South Ala.	60 58								
19	A	NC State	44 64	45	H	FGCU	63 65					123	A	Bethune-Cookman	68 58								
																163	A	Fl ori da	59 69				
																166	A	Troy	88 89				
																179	A	Stetson	61 54				
																179	H	Stetson	73 63				
																229	A	North Florida	66 48				
																244	N	Northern Ky.	61 49				
																249	A	Nicholls St.	69 61				
																262	A	Lipscomb	70 63				
																262	H	Lipscomb	70 48				
																283	A	USC Upstate	71 45				
																293	H	Monmouth	74 65				
																301	A	Kennesaw St.	67 49				
																301	H	Kennesaw St.	84 49				
																339	H	Iona	71 62				
																341	H	Savannah St.	74 46				
																343	A	NJIT	88 58				

Non-Div I Games: Flagler 79 52 Edward Waters 79 58 Webber Int'l 64 43

Jacksonville

Average RPI Win:	276	WON-LOST	WINNING	LAST 10	STRENGTH OF	OPP. STRENGTH	TEAM	ADJ.	CONF.	ADJ CONF.
Average RPI Loss:	167	RECORD	PCT. RANK	GAMES	SCHEDULE	OF SCHEDULE	RPI	RPI	RPI	RPI
DIV. I ONLY	13- 10	139	6- 4	296	293	210	210	25	25	
DIV. I NON-CONF.	4- 5	202	0- 0	256	182	215	215	27	27	

TOTALS	RPI 1-25	RPI 26-50	W-L RECORDS	RPI 51-100	RPI 101-999	RPI 201+				
13- 10	0- 1	0- 0	OVERALL	0- 2	13- 7	13- 3				
8- 3	0- 1	0- 0	HOME	0- 0	8- 2	8- 1				
4- 7	0- 0	0- 0	AWAY	0- 2	4- 1	4- 0				
1- 0	0- 0	0- 0	NEUTRAL	0- 0	1- 0	1- 0				
4- 5	0- 1	0- 0	NON-CONFERENCE	0- 1	4- 3	4- 1				
2- 1	0- 1	0- 0	HOME	0- 0	2- 0	2- 0				
1- 4	0- 0	0- 0	AWAY	0- 1	1- 3	1- 1				
1- 0	0- 0	0- 0	NEUTRAL	0- 0	1- 0	1- 0				
9- 5	0- 0	0- 0	CONFERENCE	0- 1	9- 4	9- 2				
6- 2	0- 0	0- 0	HOME	0- 0	6- 2	6- 1				
3- 3	0- 0	0- 0	AWAY	0- 1	3- 2	3- 1				
0- 0	0- 0	0- 0	NEUTRAL	0- 0	0- 0	0- 0				

RPI 1-25				RPI 26-50				RPI 51-100				RPI 101+				Team's RPI: 210
RPI	S	Opponent	Score	RPI	S	Opponent	Score	RPI	S	Opponent	Score	RPI	S	Opponent	Score	
5	H	Florida St.	51 75					72	A	Bel mont	55 71	101	A	Seton Hall	54 73	
								91	A	Mi ami (OH)	55 58	139	A	SIUE	41 65	
												140	A	Clemson	45 53	
												196	H	UT Martin	57 61	
												207	N	East Carolina	82 73	
												215	A	Morehead St.	67 65	
												215	H	Morehead St.	70 64	
												225	H	Southeast Mo. St.	55 48	
												226	A	New Orleans	59 54	
												238	H	Austin Peay	65 47	
												295	H	Murray St.	97 65	
												299	H	Tennessee Tech	58 60	
												304	A	Eastern Ky.	44 48	
												304	H	Eastern Ky.	65 51	
												315	H	Al abama A&M	49 33	
												321	A	Georgi a St.	41 55	
												332	H	Rhode Island	63 53	
												333	A	Tennessee St.	75 56	
												333	H	Tennessee St.	62 61	
												346	A	Eastern Ill.	59 50	
LAST 12 Division I GAMES:																
333	H	Tennessee St.	62 61	304	A	Eastern Ky.	44 48									
299	H	Tennessee Tech	58 60	215	A	Morehead St.	67 65									
139	A	SIUE	41 65	238	H	Austin Peay	65 47									
346	A	Eastern Ill.	59 50	295	H	Murray St.	97 65									
225	H	Southeast Mo. St.	55 48	72	A	Bel mont	55 71									
196	H	UT Martin	57 61	333	A	Tennessee St.	75 56									

Non-Div I Games: Stillman 93 38 Brewton-Parker 103 44

Jacksonville St.

Loss,
Non-Conf,
S Site,
H Home
A Away
N Neutral

Average RPI Win:	207	WON-LOST	WINNING	LAST 10	STRENGTH OF	OPP. STRENGTH	TEAM	ADJ.	CONF.	ADJ CONF.
Average RPI Loss:	47	RECORD	PCT. RANK	GAMES	SCHEDULE	OF SCHEDULE	RPI	RPI	RPI	RPI
DIV. I ONLY	16- 8	78	9- 1	87	99	75	75	10	10	
DIV. I NON-CONF.	4- 7	226	0- 0	47	18	150	150	12	12	

TOTALS	RPI 1-25	RPI 26-50	W-L RECORDS	RPI 51-100	RPI 101-999	RPI 201+				
16- 8	0- 3	0- 2	OVERALL	3- 2	13- 1	10- 0				
9- 3	0- 1	0- 1	HOME	3- 0	6- 1	5- 0				
7- 4	0- 1	0- 1	AWAY	0- 2	7- 0	5- 0				
0- 1	0- 1	0- 0	NEUTRAL	0- 0	0- 0	0- 0				
4- 7	0- 3	0- 2	NON-CONFERENCE	1- 1	3- 1	3- 0				
3- 3	0- 1	0- 1	HOME	1- 0	2- 1	2- 0				
1- 3	0- 1	0- 1	AWAY	0- 1	1- 0	1- 0				
0- 1	0- 1	0- 0	NEUTRAL	0- 0	0- 0	0- 0				
12- 1	0- 0	0- 0	CONFERENCE	2- 1	10- 0	7- 0				
6- 0	0- 0	0- 0	HOME	2- 0	4- 0	3- 0				
6- 1	0- 0	0- 0	AWAY	0- 1	6- 0	4- 0				
0- 0	0- 0	0- 0	NEUTRAL	0- 0	0- 0	0- 0				

RPI 1-25				RPI 26-50				RPI 51-100 Team's RPI: 75				RPI 101+			
RPI	S	Opponent	Score	RPI	S	Opponent	Score	RPI	S	Opponent	Score	RPI	S	Opponent	Score
5	H	Florida St.	63 79	26	H	Rutgers	63 76	53	A	St. John's (NY)	64 81	134	A	William & Mary	86 41
7	A	Tennessee	60 89	39	A	Dayton	54 82	60	A	Elon	43 50	137	A	Northeastern	60 57
23	N	Villanova	57 60					60	H	Elon	70 67	137	H	Northeastern	72 43
								62	H	Drexel	56 48	162	H	Saint Joseph's	66 73
								87	H	Liberty	58 47	242	A	Hofstra	55 42
												242	H	Hofstra	73 56
												254	A	Col. of Charleston	67 45
												254	H	Col. of Charleston	67 53
												260	A	Towson	64 55
												260	H	Towson	69 45
												282	A	UNCW	63 48
												290	A	Vermont	68 56
												292	H	Bryant	67 36
												326	H	Wagner	68 45

LAST 12 Division I GAMES:															
260	A	Towson	64 55	282	A	UNCW	63 48	254	A	Col. of Charleston	67 45	60	H	Elon	70 67
137	H	Northeastern	72 43	60	H	Elon	70 67	62	H	Drexel	56 48	260	H	Towson	69 45
60	A	Elon	43 50	62	H	Drexel	56 48	260	H	Towson	69 45	137	A	Northeastern	60 57
134	A	William & Mary	86 41	260	H	Towson	69 45	137	A	Northeastern	60 57				
254	H	Col. of Charleston	67 53	137	A	Northeastern	60 57								
242	H	Hofstra	73 56												

Non-Div I Games:

James Madison

Average RPI Win: 203
Average RPI Loss: 60

WON-LOST
RECORD

WINNING
PCT. RANK

LAST 10
GAMES

STRENGTH OF
SCHEDULE

OPP. STRENGTH
OF SCHEDULE

TEAM
RPI

ADJ.
RPI

CONF.
RPI

ADJ CONF.
RPI

DIV. I ONLY	11- 13	198	0- 10	88	50	165	165	4	4
DIV. I NON-CONF.	9- 2	33	0- 0	236	220	94	94	5	5
TOTALS	RPI 1-25	RPI 26-50	W-L RECORDS	RPI 51-100	RPI 101-999	RPI 201+			
11- 13	0- 3	0- 3	OVERALL	3- 5	8- 2	7- 1			
9- 7	0- 2	0- 1	HOME	3- 3	6- 1	5- 1			
2- 6	0- 1	0- 2	AWAY	0- 2	2- 1	2- 0			
0- 0	0- 0	0- 0	NEUTRAL	0- 0	0- 0	0- 0			
9- 2	0- 0	0- 0	NON-CONFERENCE	2- 2	7- 0	6- 0			
8- 1	0- 0	0- 0	HOME	2- 1	6- 0	5- 0			
1- 1	0- 0	0- 0	AWAY	0- 1	1- 0	1- 0			
0- 0	0- 0	0- 0	NEUTRAL	0- 0	0- 0	0- 0			
2- 11	0- 3	0- 3	CONFERENCE	1- 3	1- 2	1- 1			
1- 6	0- 2	0- 1	HOME	1- 2	0- 1	0- 1			
1- 5	0- 1	0- 2	AWAY	0- 1	1- 1	1- 0			
0- 0	0- 0	0- 0	NEUTRAL	0- 0	0- 0	0- 0			

RPI 1-25				RPI 26-50				RPI 51-100				RPI 101+ Team's RPI: 165			
RPI	S	Opponent	Score	RPI	S	Opponent	Score	RPI	S	Opponent	Score	RPI	S	Opponent	Score
8	H	Bayl or	48 83	30	A	Okl ahoma	64 97	51	H	West Vi rgi ni a	54 74	117	H	Yale	81 75
9	A	Texas	62 79	30	H	Okl ahoma	52 72	53	A	St. John' s (NY)	53 65	120	A	Iowa St.	69 71
9	H	Texas	41 55	41	A	Okl ahoma St.	63 92	58	A	TCU	66 76	225	H	Southeast Mo. St.	51 50
								58	H	TCU	86 77	227	A	Texas Tech	60 47
								66	H	Nebraska	49 66	227	H	Texas Tech	56 68
								84	H	Kansas St.	59 63	232	H	Texas Southern	72 37
								95	H	Rice	73 65	246	H	Campbel l	66 48
								98	H	Arkansas	71 60	268	H	UMKC	63 48
												330	H	Del aware St.	81 49
												339	A	Iona	72 58
LAST 12 Di vi si on I GAMES:															
30	H	Okl ahoma	52 72	227	H	Texas Tech	56 68								
41	A	Okl ahoma St.	63 92	9	A	Texas	62 79								
9	H	Texas	41 55	51	H	West Vi rgi ni a	54 74								
84	H	Kansas St.	59 63	8	H	Bayl or	48 83								
30	A	Okl ahoma	64 97	227	A	Texas Tech	60 47								
58	A	TCU	66 76	58	H	TCU	86 77								

Non-Di v I Games:

Kansas

Loss, Non-Conf, S Site, H Home A Away N Neutral

Average RPI	Win:	297	WON-LOST	WINNING	LAST 10	STRENGTH OF	OPP. STRENGTH	TEAM	ADJ.	CONF.	ADJ CONF.
Average RPI	Loss:	156	RECORD	PCT. RANK	GAMES	SCHEDULE	OF SCHEDULE	RPI	RPI	RPI	RPI
DIV. I ONLY	6- 15	284	3- 7	308	173	301	301	22	22		
DIV. I NON-CONF.	3- 7	254	1- 0	254	98	243	243	21	21		

TOTALS	RPI 1-25	RPI 26-50	W-L RECORDS	RPI 51-100	RPI 101-999	RPI 201+					
6- 15	0- 1	0- 1	OVERALL	0- 4	6- 9	5- 6					
3- 6	0- 0	0- 1	HOME	0- 1	3- 4	2- 4					
3- 7	0- 0	0- 0	AWAY	0- 2	3- 5	3- 2					
0- 2	0- 1	0- 0	NEUTRAL	0- 1	0- 0	0- 0					
3- 7	0- 1	0- 0	NON-CONFERENCE	0- 2	3- 4	3- 1					
1- 1	0- 0	0- 0	HOME	0- 0	1- 1	1- 1					
2- 4	0- 0	0- 0	AWAY	0- 1	2- 3	2- 0					
0- 2	0- 1	0- 0	NEUTRAL	0- 1	0- 0	0- 0					
3- 8	0- 0	0- 1	CONFERENCE	0- 2	3- 5	2- 5					
2- 5	0- 0	0- 1	HOME	0- 1	2- 3	1- 3					
1- 3	0- 0	0- 0	AWAY	0- 1	1- 2	1- 2					
0- 0	0- 0	0- 0	NEUTRAL	0- 0	0- 0	0- 0					

RPI 1-25				RPI 26-50				RPI 51-100				RPI 101+ Team's RPI: 301			
RPI	S	Opponent	Score	RPI	S	Opponent	Score	RPI	S	Opponent	Score	RPI	S	Opponent	Score
13	N	Maryland	35 89	45	H	FGCU	57 78	67	A	Georgia Tech	48 86	131	A	Ole Miss	63 92
								80	N	Maine	39 75	140	A	Clemson	28 41
								89	A	Jacksonville	49 84	179	H	Stetson	66 49
								89	H	Jacksonville	49 67	188	A	Furman	59 78
												207	H	East Carolina	56 66
												229	A	North Florida	72 77
												229	H	North Florida	44 68
												262	H	Lipscomb	62 64
												270	A	Presbyterian	60 51
												283	A	USC Upstate	61 65
												283	H	USC Upstate	64 70
												321	H	Georgia St.	71 61
												323	A	Ga. Southern	60 58
												343	A	NJIT	61 58
												343	H	NJIT	80 65

LAST 12 Division I GAMES:															
229	H	North Florida	44 68	179	H	Stetson	66 49								
89	H	Jacksonville	49 67	45	H	FGCU	57 78								
343	A	NJIT	61 58	89	A	Jacksonville	49 84								
283	H	USC Upstate	64 70	229	A	North Florida	72 77								
343	H	NJIT	80 65	262	H	Lipscomb	62 64								
283	A	USC Upstate	61 65	323	A	Ga. Southern	60 58								

Non-Div I Games: Middle Ga. St. 81 65

Kennesaw St.

Average RPI	Win: 218	WON-LOST	WINNING	LAST 10	STRENGTH OF	OPP. STRENGTH	TEAM	ADJ.	CONF.	ADJ CONF.
Average RPI	Loss: 85	RECORD	PCT. RANK	GAMES	SCHEDULE	OF SCHEDULE	RPI	RPI	RPI	RPI
DIV. I ONLY	11- 14	206	3- 7	116	94	149	149	8	8	
DIV. I NON-CONF.	7- 5	132	0- 0	154	127	108	108	8	8	

TOTALS	RPI 1-25	RPI 26-50	W-L RECORDS	RPI 51-100	RPI 101-999	RPI 201+				
11- 14	0- 2	0- 5	OVERALL	1- 2	10- 5	7- 2				
3- 5	0- 0	0- 1	HOME	0- 2	3- 2	3- 0				
6- 6	0- 0	0- 0	AWAY	1- 0	5- 1	3- 0				
2- 3	0- 1	0- 2	NEUTRAL	0- 0	2- 0	1- 0				
7- 5	0- 1	0- 3	NON-CONFERENCE	0- 1	7- 0	4- 0				
1- 1	0- 0	0- 0	HOME	0- 1	1- 0	1- 0				
4- 1	0- 0	0- 1	AWAY	0- 0	4- 0	2- 0				
2- 3	0- 1	0- 2	NEUTRAL	0- 0	2- 0	1- 0				
4- 9	0- 1	0- 2	CONFERENCE	1- 1	3- 5	3- 2				
2- 4	0- 0	0- 1	HOME	0- 1	2- 2	2- 0				
2- 5	0- 1	0- 1	AWAY	1- 0	1- 3	1- 2				
0- 0	0- 0	0- 0	NEUTRAL	0- 0	0- 0	0- 0				

RPI 1-25				RPI 26-50				RPI 51-100				RPI 101+ Team's RPI: 149			
RPI	S	Opponent	Score	RPI	S	Opponent	Score	RPI	S	Opponent	Score	RPI	S	Opponent	Score
14	N	Stanford	54 79	29	A	Central Mi ch.	84 88	64	A	Toledo	62 55	109	H	Western Mi ch.	61 66
20	A	Buffalo	42 80	42	H	Ball St.	58 79	77	H	Ohi o	65 78	124	A	Northern Ill.	79 81
				43	A	Mi chi gan	41 54	99	H	Wright St.	60 72	124	H	Northern Ill.	62 72
				45	N	FGCU	62 80					141	A	Robert Morris	46 31
				49	N	Gonzaga	57 77					141	N	Memphi s	70 55
												195	A	Youngstown St.	55 44
												205	A	Bowling Green	50 60
												205	H	Bowling Green	81 57
												211	A	Akron	60 75
												223	A	Eastern Mi ch.	67 60
												223	H	Eastern Mi ch.	76 69
												244	A	Northern Ky.	59 54
												294	N	Southeastern La.	81 60
												304	A	Eastern Ky.	65 57
												317	H	Detroit Mercy	82 74

LAST 12 Division I GAMES:															
77	H	Ohi o	65 78	42	H	Ball St.	58 79	205	A	Bowling Green	50 60	29	A	Central Mi ch.	84 88
20	A	Buffalo	42 80	205	A	Bowling Green	50 60	223	H	Eastern Mi ch.	76 69	109	H	Western Mi ch.	61 66
124	H	Northern Ill.	62 72	29	A	Central Mi ch.	84 88	124	A	Northern Ill.	79 81				
205	H	Bowling Green	81 57	223	H	Eastern Mi ch.	76 69								
211	A	Akron	60 75	109	H	Western Mi ch.	61 66								
64	A	Toledo	62 55	124	A	Northern Ill.	79 81								

Non-Div I Games:

Kent St.

Average RPI Win:	206	WON-LOST	WINNING	LAST 10	STRENGTH OF	OPP. STRENGTH	TEAM	ADJ.	CONF.	ADJ CONF.
Average RPI Loss:	35	RECORD	PCT. RANK	GAMES	SCHEDULE	OF SCHEDULE	RPI	RPI	RPI	RPI
DIV. I ONLY	12- 14	197	4- 6	31	49	97	97	2	2	
DIV. I NON-CONF.	8- 6	143	0- 0	112	137	118	118	2	2	

TOTALS	RPI 1-25	RPI 26-50	W-L RECORDS	RPI 51-100	RPI 101-999	RPI 201+				
12- 14	0- 9	0- 3	OVERALL	4- 0	8- 2	7- 0				
8- 6	0- 5	0- 1	HOME	2- 0	6- 0	6- 0				
4- 8	0- 4	0- 2	AWAY	2- 0	2- 2	1- 0				
0- 0	0- 0	0- 0	NEUTRAL	0- 0	0- 0	0- 0				
8- 6	0- 2	0- 3	NON-CONFERENCE	1- 0	7- 1	7- 0				
6- 2	0- 1	0- 1	HOME	0- 0	6- 0	6- 0				
2- 4	0- 1	0- 2	AWAY	1- 0	1- 1	1- 0				
0- 0	0- 0	0- 0	NEUTRAL	0- 0	0- 0	0- 0				
4- 8	0- 7	0- 0	CONFERENCE	3- 0	1- 1	0- 0				
2- 4	0- 4	0- 0	HOME	2- 0	0- 0	0- 0				
2- 4	0- 3	0- 0	AWAY	1- 0	1- 1	0- 0				
0- 0	0- 0	0- 0	NEUTRAL	0- 0	0- 0	0- 0				

RPI 1-25				RPI 26-50				RPI 51-100				RPI 101+			
RPI	S	Opponent	Score	RPI	S	Opponent	Score	RPI	S	Opponent	Score	RPI	S	Opponent	Score
3	A	Mississippi St.	55 74	35	H	California	52 62	88	A	Washington St.	73 68	119	A	Middle Tenn.	57 62
4	H	Louisville	63 87	45	A	FGCU	64 70	94	H	Alabama	79 54	130	A	Vanderbilt	55 70
7	H	Tennessee	49 63	47	A	Miami (FL)	54 65	96	H	Auburn	65 48	163	A	Florida	56 53
8	A	Baylor	63 90					98	A	Arkansas	76 65	215	H	Morehead St.	86 53
15	A	Missouri	78 83									220	H	Gardner-Webb	72 34
17	A	Texas A&M	70 74									240	A	Montana	71 54
18	H	South Carolina	64 81									271	H	Sacramento St.	101 70
22	H	Georgia	42 56									299	H	Tennessee Tech	82 54
25	H	LSU	70 72									334	H	Marshall	69 39
												348	H	Evansville	100 62

LAST 12 Division I GAMES:															
3	A	Mississippi St.	55 74	18	H	South Carolina	64 81								
15	A	Missouri	78 83	130	A	Vanderbilt	55 70								
25	H	LSU	70 72	163	A	Florida	56 53								
96	H	Auburn	65 48	22	H	Georgia	42 56								
98	A	Arkansas	76 65	17	A	Texas A&M	70 74								
94	H	Alabama	79 54	7	H	Tennessee	49 63								

Non-Div I Games:

Kentucky

Average RPI Win:	289	WON-LOST	WINNING	LAST 10	STRENGTH OF	OPP. STRENGTH	TEAM	ADJ.	CONF.	ADJ CONF.
Average RPI Loss:	180	RECORD	PCT. RANK	GAMES	SCHEDULE	OF SCHEDULE	RPI	RPI	RPI	RPI
DIV. I ONLY	9- 15	246	4- 6	294	321	279	279	29	29	
DIV. I NON-CONF.	4- 7	226	0- 0	274	296	267	267	29	29	

TOTALS	RPI 1-25	RPI 26-50	W-L RECORDS	RPI 51-100	RPI 101-999	RPI 201+				
9- 15	0- 0	0- 1	OVERALL	0- 1	9- 13	8- 6				
5- 7	0- 0	0- 1	HOME	0- 1	5- 5	4- 3				
4- 8	0- 0	0- 0	AWAY	0- 0	4- 0	4- 0				
0- 0	0- 0	0- 0	NEUTRAL	0- 0	0- 0	0- 0				
4- 7	0- 0	0- 1	NON-CONFERENCE	0- 1	4- 5	3- 2				
2- 3	0- 0	0- 1	HOME	0- 1	2- 1	1- 1				
2- 4	0- 0	0- 0	AWAY	0- 0	2- 4	2- 1				
0- 0	0- 0	0- 0	NEUTRAL	0- 0	0- 0	0- 0				
5- 8	0- 0	0- 0	CONFERENCE	0- 0	5- 8	5- 4				
3- 4	0- 0	0- 0	HOME	0- 0	3- 4	3- 2				
2- 4	0- 0	0- 0	AWAY	0- 0	2- 4	2- 2				
0- 0	0- 0	0- 0	NEUTRAL	0- 0	0- 0	0- 0				

RPI 1-25				RPI 26-50				RPI 51-100				RPI 101+ Team's RPI: 279			
RPI	S	Opponent	Score	RPI	S	Opponent	Score	RPI	S	Opponent	Score	RPI	S	Opponent	Score
				43	H	Michigan	49 86	82	H	Navy	47 79	110	A	George Mason	70 73
												112	A	Saint Francis (PA)	71 101
												112	H	Saint Francis (PA)	54 85
												117	A	Yale	51 62
												141	A	Robert Morris	53 60
												141	H	Robert Morris	44 55
												160	H	Lehigh	72 69
												176	A	Army West Point	37 71
												236	A	Lafayette	53 69
												253	H	Manhattan	38 72
												266	H	St. Francis Brooklyn	61 59
												269	A	Mt. St. Mary's	61 59
												269	H	Mt. St. Mary's	53 48
												274	H	Fairleigh Dickinson	49 61
												287	H	Sacred Heart	46 50
												291	A	Central Conn. St.	61 54
												292	A	Bryant	56 75
												326	A	Wagner	44 52
												326	H	Wagner	74 69
												329	A	UMBC	66 52
												343	A	NJIT	67 49
												345	H	Saint Peter's	57 46
LAST 12 Division I GAMES:															
				112	H	Saint Francis (PA)	54 85	291	A	Central Conn. St.	61 54				
				141	H	Robert Morris	44 55	292	A	Bryant	56 75				
				326	A	Wagner	44 52	269	H	Mt. St. Mary's	53 48				
				269	A	Mt. St. Mary's	61 59	326	H	Wagner	74 69				
				274	H	Fairleigh Dickinson	49 61	112	A	Saint Francis (PA)	71 101				
				287	H	Sacred Heart	46 50	141	A	Robert Morris	53 60				

Non-Div I Games:

LIU Brooklyn

■ Loss,
 ■ Non-Conf,
 ■ S Site,
 ■ H Home
 ■ A Away
 N Neutral

Average RPI Win:	204	WON-LOST	WINNING	LAST 10	STRENGTH OF	OPP. STRENGTH	TEAM	ADJ.	CONF.	ADJ CONF.
Average RPI Loss:	151	RECORD	PCT. RANK	GAMES	SCHEDULE	OF SCHEDULE	RPI	RPI	RPI	RPI
DIV. I ONLY	8- 17	269	3- 7	138	164	237	237	12	12	
DIV. I NON-CONF.	5- 8	220	0- 1	95	203	149	149	10	10	

TOTALS	RPI 1-25	RPI 26-50	W-L RECORDS	RPI 51-100	RPI 101-999	RPI 201+				
8- 17	0- 1	0- 1	OVERALL	1- 5	7- 10	4- 4				
4- 7	0- 1	0- 1	HOME	1- 0	3- 5	2- 1				
3- 10	0- 0	0- 0	AWAY	0- 5	3- 5	2- 3				
1- 0	0- 0	0- 0	NEUTRAL	0- 0	1- 0	0- 0				
5- 8	0- 1	0- 0	NON-CONFERENCE	1- 3	4- 4	2- 2				
1- 3	0- 1	0- 0	HOME	1- 0	0- 2	0- 1				
3- 5	0- 0	0- 0	AWAY	0- 3	3- 2	2- 1				
1- 0	0- 0	0- 0	NEUTRAL	0- 0	1- 0	0- 0				
3- 9	0- 0	0- 1	CONFERENCE	0- 2	3- 6	2- 2				
3- 4	0- 0	0- 1	HOME	0- 0	3- 3	2- 0				
0- 5	0- 0	0- 0	AWAY	0- 2	0- 3	0- 2				
0- 0	0- 0	0- 0	NEUTRAL	0- 0	0- 0	0- 0				

RPI 1-25				RPI 26-50				RPI 51-100				RPI 101+				Team's RPI: 237
RPI	S	Opponent	Score	RPI	S	Opponent	Score	RPI	S	Opponent	Score	RPI	S	Opponent	Score	
23	H	Villanova	49 76	39	H	Dayton	47 76	59	A	American	48 66	103	H	Saint Louis	87 76	
								62	A	Drexel	54 79	110	H	George Mason	56 69	
								68	A	Duquesne	50 78	160	A	Lehigh	69 61	
								74	H	Penn	66 59	162	H	Saint Joseph's	64 75	
								78	A	Harvard	61 70	178	H	Temple	52 69	
								93	A	George Washington	45 60	183	N	New Hampshire	59 51	
												185	A	Wisconsin	60 71	
												200	A	Richmond	51 77	
												200	H	Richmond	57 60	
												222	A	North Texas	44 70	
												236	A	Lafayette	74 47	
												256	H	St. Bonaventure	66 63	
												273	H	Rider	55 76	
												285	A	Massachusetts	66 69	
												288	H	VCU	62 57	
												330	A	Delaware St.	71 48	
												332	A	Rhode Island	63 72	

LAST 12 Division I GAMES:																
200	H	Richmond	57 60	332	A	Rhode Island	63 72									
103	H	Saint Louis	87 76	68	A	Duquesne	50 78									
285	A	Massachusetts	66 69	256	H	St. Bonaventure	66 63									
93	A	George Washington	45 60	78	A	Harvard	61 70									
162	H	Saint Joseph's	64 75	200	A	Richmond	51 77									
288	H	VCU	62 57	110	H	George Mason	56 69									

Non-Div I Games:

La Salle

Average RPI Win:	299	WON-LOST	WINNING	LAST 10	STRENGTH OF	OPP. STRENGTH	TEAM	ADJ.	CONF.	ADJ CONF.
Average RPI Loss:	188	RECORD	PCT. RANK	GAMES	SCHEDULE	OF SCHEDULE	RPI	RPI	RPI	RPI
DIV. I ONLY	2- 19	337	1- 9	251	278	336	336	23	23	
DIV. I NON-CONF.	1- 8	313	0- 0	251	309	336	336	23	23	

TOTALS	RPI 1-25	RPI 26-50	W-L RECORDS	RPI 51-100	RPI 101-999	RPI 201+				
2- 19	0- 0	0- 1	OVERALL	0- 2	2- 16	2- 7				
2- 6	0- 0	0- 0	HOME	0- 0	2- 6	2- 3				
0- 13	0- 0	0- 1	AWAY	0- 0	0- 3	0- 1				
0- 0	0- 0	0- 0	NEUTRAL	0- 0	0- 0	0- 0				
1- 8	0- 0	0- 1	NON-CONFERENCE	0- 2	1- 5	1- 4				
1- 2	0- 0	0- 0	HOME	0- 0	1- 2	1- 2				
0- 6	0- 0	0- 1	AWAY	0- 2	0- 3	0- 2				
0- 0	0- 0	0- 0	NEUTRAL	0- 0	0- 0	0- 0				
1- 11	0- 0	0- 0	CONFERENCE	0- 0	1- 11	1- 3				
1- 4	0- 0	0- 0	HOME	0- 0	1- 4	1- 1				
0- 7	0- 0	0- 0	AWAY	0- 0	0- 7	0- 2				
0- 0	0- 0	0- 0	NEUTRAL	0- 0	0- 0	0- 0				

RPI 1-25				RPI 26-50				RPI 51-100				RPI 101+				Team's RPI: 336
RPI	S	Opponent	Score	RPI	S	Opponent	Score	RPI	S	Opponent	Score	RPI	S	Opponent	Score	
				41	A	Okla homa St.	58 112	95	A	Ri ce	47 63	114	A	Little Rock	37 57	
								96	A	Auburn	41 67	121	H	South Ala.	60 67	
												152	A	Texas St.	52 86	
												157	A	Loui si ana Tech	49 71	
												158	A	Loui si ana	55 63	
												158	H	Loui si ana	48 76	
												166	H	Troy	79 86	
												177	A	UT Ar lington	61 70	
												187	A	Arkansas St.	62 76	
												226	H	New Orleans	51 89	
												235	A	Grambl ing	52 61	
												259	A	McNeese	61 65	
												272	H	Appal achian St.	67 71	
												275	H	Coastal Caro.	62 56	
												311	H	Northwestern St.	48 70	
												321	A	Georgia St.	57 70	
												322	H	Houston Baptist	77 73	
												323	A	Ga. Southern	45 75	
LAST 12 Division I GAMES:																
				321	A	Georgia St.	57 70	152	A	Texas St.	52 86					
				323	A	Ga. Southern	45 75	158	A	Loui si ana	55 63					
				158	H	Loui si ana	48 76	272	H	Appal achian St.	67 71					
				121	H	South Ala.	60 67	275	H	Coastal Caro.	62 56					
				166	H	Troy	79 86	114	A	Li ttle Rock	37 57					
				177	A	UT Ar lington	61 70	187	A	Arkansas St.	62 76					

Non-Div I Games: Millsaps 73 41 Centenary (LA) 90 53

La. -Monroe

■ Loss,
 ■ Non-Conf,
 ■ S Site,
 ■ Home
 ■ A Away
 N Neutral

Average RPI Win:	259	WON-LOST	WINNING	LAST 10	STRENGTH OF	OPP. STRENGTH	TEAM	ADJ.	CONF.	ADJ CONF.
Average RPI Loss:	146	RECORD	PCT. RANK	GAMES	SCHEDULE	OF SCHEDULE	RPI	RPI	RPI	RPI
DIV. I ONLY	9- 14	236	3- 7	195	238	236	236	14	14	
DIV. I NON-CONF.	4- 6	214	0- 0	230	328	252	252	18	18	

TOTALS	RPI 1-25	RPI 26-50	W-L RECORDS	RPI 51-100	RPI 101-999	RPI 201+				
9- 14	0- 0	0- 1	OVERALL	0- 4	9- 9	8- 3				
5- 6	0- 0	0- 1	HOME	0- 1	5- 4	5- 2				
4- 8	0- 0	0- 0	AWAY	0- 3	4- 5	3- 1				
0- 0	0- 0	0- 0	NEUTRAL	0- 0	0- 0	0- 0				
4- 6	0- 0	0- 1	NON-CONFERENCE	0- 2	4- 3	4- 2				
3- 2	0- 0	0- 1	HOME	0- 0	3- 1	3- 1				
1- 4	0- 0	0- 0	AWAY	0- 2	1- 2	1- 1				
0- 0	0- 0	0- 0	NEUTRAL	0- 0	0- 0	0- 0				
5- 8	0- 0	0- 0	CONFERENCE	0- 2	5- 6	4- 1				
2- 4	0- 0	0- 0	HOME	0- 1	2- 3	2- 1				
3- 4	0- 0	0- 0	AWAY	0- 1	3- 3	2- 0				
0- 0	0- 0	0- 0	NEUTRAL	0- 0	0- 0	0- 0				

RPI 1-25				RPI 26-50				RPI 51-100				RPI 101+				Team's RPI: 236	
RPI	S	Opponent	Score	RPI	S	Opponent	Score	RPI	S	Opponent	Score	RPI	S	Opponent	Score		
				34	H	Princeton	45 53					127	A	Bucknell I	53 83		
								59	H	American	67 74	127	H	Bucknell I	57 80		
								62	A	Drexel	37 52	141	A	Robert Morris	42 63		
								74	A	Penn	42 55	160	A	Lehigh	45 70		
								82	A	Navy	59 65	176	A	Army West Point	39 48		
												176	H	Army West Point	60 65		
												199	A	Boston U.	47 45		
												231	A	Loyola Maryland	73 64		
												231	H	Loyola Maryland	65 54		
												237	H	La Salle	47 74		
												243	A	Holy Cross	69 65		
												243	H	Holy Cross	56 69		
												267	A	Cornell	59 58		
												273	H	Rider	60 45		
												278	H	Colgate	63 48		
												279	H	LIU Brooklyn	69 53		
												326	H	Wagner	70 52		
												345	A	Saint Peter's	61 64		
LAST 12 Division I GAMES:																	
				231	A	Loyola Maryland	73 64	82	A	Navy	59 65						
				176	A	Army West Point	39 48	231	H	Loyola Maryland	65 54						
				127	H	Bucknell I	57 80	176	H	Army West Point	60 65						
				243	H	Holy Cross	56 69	127	A	Bucknell I	53 83						
				199	A	Boston U.	47 45	278	H	Colgate	63 48						
				59	H	American	67 74	243	A	Holy Cross	69 65						

Non-Div I Games:

Lafayette

Average RPI Win:	259	WON-LOST	WINNING	LAST 10	STRENGTH OF	OPP. STRENGTH	TEAM	ADJ.	CONF.	ADJ CONF.
Average RPI Loss:	103	RECORD	PCT. RANK	GAMES	SCHEDULE	OF SCHEDULE	RPI	RPI	RPI	RPI
DIV. I ONLY	13- 6	69	9- 1	273	220	111	111	26	26	
DIV. I NON-CONF.	1- 5	300	0- 0	28	20	173	173	25	25	

TOTALS	RPI 1-25	RPI 26-50	W-L RECORDS	RPI 51-100	RPI 101-999	RPI 201+				
13- 6	0- 1	0- 0	OVERALL	0- 2	13- 3	11- 0				
7- 0	0- 0	0- 0	HOME	0- 0	7- 0	6- 0				
5- 5	0- 1	0- 0	AWAY	0- 2	5- 2	5- 0				
1- 1	0- 0	0- 0	NEUTRAL	0- 0	1- 1	0- 0				
1- 5	0- 1	0- 0	NON-CONFERENCE	0- 2	1- 2	0- 0				
0- 0	0- 0	0- 0	HOME	0- 0	0- 0	0- 0				
0- 4	0- 1	0- 0	AWAY	0- 2	0- 1	0- 0				
1- 1	0- 0	0- 0	NEUTRAL	0- 0	1- 1	0- 0				
12- 1	0- 0	0- 0	CONFERENCE	0- 0	12- 1	11- 0				
7- 0	0- 0	0- 0	HOME	0- 0	7- 0	6- 0				
5- 1	0- 0	0- 0	AWAY	0- 0	5- 1	5- 0				
0- 0	0- 0	0- 0	NEUTRAL	0- 0	0- 0	0- 0				

RPI 1-25				RPI 26-50				RPI 51-100				RPI 101+ Team's RPI: 111			
RPI	S	Opponent	Score	RPI	S	Opponent	Score	RPI	S	Opponent	Score	RPI	S	Opponent	Score
8	A	Baylor	62 121					52	A	Purdue	64 79	124	N	Northern Ill.	90 80
								86	A	New Mexico	58 90	129	A	Central Ark.	39 51
												132	H	SFA	79 65
												169	N	North Dakota	70 73
												171	A	Pacific	75 80
												217	H	Abilene Christian	77 71
												226	H	New Orleans	100 77
												249	A	Nicholls St.	76 61
												257	A	A&M-Corpus Christi	70 31
												259	H	McNeese	83 58
												294	A	Southeastern La.	75 58
												311	H	Northwestern St.	71 44
												314	H	Incarnate Word	77 54
												322	A	Houston Baptist	79 51
												331	A	Sam Houston St.	68 44
												331	H	Sam Houston St.	91 44
LAST 12 Division I GAMES:															
331	A	Sam Houston St.	68 44	331	H	Sam Houston St.	91 44								
311	H	Northwestern St.	71 44	314	H	Incarnate Word	77 54								
132	H	SFA	79 65	294	A	Southeastern La.	75 58								
217	H	Abilene Christian	77 71	129	A	Central Ark.	39 51								
259	H	McNeese	83 58	226	H	New Orleans	100 77								
249	A	Nicholls St.	76 61	257	A	A&M-Corpus Christi	70 31								

Non-Div I Games: Howard Payne 101 37 Schreiner 116 37 Louisiana Col. 93 62 S' western Assemblies 92 49 Lamar University

Average RPI Win:	227	WON-LOST	WINNING	LAST 10	STRENGTH OF	OPP. STRENGTH	TEAM	ADJ.	CONF.	ADJ CONF.
Average RPI Loss:	152	RECORD	PCT. RANK	GAMES	SCHEDULE	OF SCHEDULE	RPI	RPI	RPI	RPI
DIV. I ONLY	12- 11	162	5- 5	163	245	160	160	14	14	
DIV. I NON-CONF.	5- 5	170	0- 0	320	313	245	245	18	18	

TOTALS	RPI 1-25	RPI 26-50	W-L RECORDS	RPI 51-100	RPI 101-999	RPI 201+				
12- 11	0- 1	0- 1	OVERALL	1- 3	11- 6	7- 5				
8- 2	0- 0	0- 0	HOME	1- 1	7- 1	4- 1				
4- 8	0- 0	0- 1	AWAY	0- 2	4- 5	3- 4				
0- 1	0- 1	0- 0	NEUTRAL	0- 0	0- 0	0- 0				
5- 5	0- 1	0- 1	NON-CONFERENCE	0- 0	5- 3	5- 3				
3- 1	0- 0	0- 0	HOME	0- 0	3- 1	3- 1				
2- 3	0- 0	0- 1	AWAY	0- 0	2- 2	2- 2				
0- 1	0- 1	0- 0	NEUTRAL	0- 0	0- 0	0- 0				
7- 6	0- 0	0- 0	CONFERENCE	1- 3	6- 3	2- 2				
5- 1	0- 0	0- 0	HOME	1- 1	4- 0	1- 0				
2- 5	0- 0	0- 0	AWAY	0- 2	2- 3	1- 2				
0- 0	0- 0	0- 0	NEUTRAL	0- 0	0- 0	0- 0				

RPI 1-25				RPI 26-50				RPI 51-100				RPI 101+ Team's RPI: 160			
RPI	S	Opponent	Score	RPI	S	Opponent	Score	RPI	S	Opponent	Score	RPI	S	Opponent	Score
23	N	Villanova	42 62	44	A	Minnesota	73 107	59	A	American	64 82	127	A	Bucknell I	52 59
								59	H	American	44 60	127	H	Bucknell I	66 62
								82	A	Navy	50 53	176	H	Army West Point	59 55
								82	H	Navy	66 63	199	A	Boston U.	65 56
												199	H	Boston U.	74 58
												231	A	Loyola Maryland	64 67
												236	H	Lafayette	70 45
												237	H	La Salle	61 69
												243	A	Holy Cross	49 54
												258	H	Fairfield	56 53
												267	A	Cornell	62 57
												269	H	Mt. St. Mary's	75 71
												278	A	Colgate	59 51
												279	A	LIU Brooklyn	69 72
												287	A	Sacred Heart	55 65
												293	A	Monmouth	75 57
												343	H	NJIT	64 50

LAST 12 Division I GAMES:															
59	H	American	44 60	278	A	Colgate	59 51								
127	A	Bucknell I	52 59	59	A	American	64 82								
199	A	Boston U.	65 56	127	H	Bucknell I	66 62								
82	A	Navy	50 53	199	H	Boston U.	74 58								
231	A	Loyola Maryland	64 67	243	A	Holy Cross	49 54								
176	H	Army West Point	59 55	82	H	Navy	66 63								

Non-Div I Games: Mansfield 77 47

Lehigh

Average RPI Win: 253	WON-LOST RECORD	WINNING PCT. RANK	LAST 10 GAMES	STRENGTH OF SCHEDULE	OPP. STRENGTH OF SCHEDULE	TEAM RPI	ADJ. RPI	CONF. RPI	ADJ. CONF. RPI
Average RPI Loss: 103									
DIV. I ONLY	14- 8	97	3- 1	126	294	87	87	27	27
DIV. I NON-CONF.	3- 7	254	0- 1	43	150	141	141	28	28

TOTALS	RPI 1-25	RPI 26-50	W-L RECORDS	RPI 51-100	RPI 101-999	RPI 201+			
14- 8	0- 1	0- 2	OVERALL	0- 3	14- 2	11- 2			
7- 0	0- 0	0- 0	HOME	0- 0	7- 0	6- 0			
6- 6	0- 1	0- 1	AWAY	0- 2	6- 2	5- 2			
1- 2	0- 0	0- 1	NEUTRAL	0- 1	1- 0	0- 0			
3- 7	0- 1	0- 2	NON-CONFERENCE	0- 3	3- 1	2- 1			
1- 0	0- 0	0- 0	HOME	0- 0	1- 0	1- 0			
1- 5	0- 1	0- 1	AWAY	0- 2	1- 1	1- 1			
1- 2	0- 0	0- 1	NEUTRAL	0- 1	1- 0	0- 0			
11- 1	0- 0	0- 0	CONFERENCE	0- 0	11- 1	9- 1			
6- 0	0- 0	0- 0	HOME	0- 0	6- 0	5- 0			
5- 1	0- 0	0- 0	AWAY	0- 0	5- 1	4- 1			
0- 0	0- 0	0- 0	NEUTRAL	0- 0	0- 0	0- 0			

RPI S Opponent Score	RPI S Opponent Score	RPI S Opponent Score	RPI S Opponent Score
16 A Duke 51 68	31 N Northern Colo. 57 65	61 N Houston 68 75	156 H Radford 61 56
	43 A Mi chi gan 50 74	75 A James Madi son 47 58	173 A Hi gh Point 65 42
		85 A Drake 68 96	180 N Denver 82 69
			220 A Gardner-Webb 85 60
			220 H Gardner-Webb 59 41
			228 A UNC Asheville 41 48
			246 A Campbel l 46 33
			246 H Campbel l 60 42
			270 A Presbyteri an 76 64
			270 H Presbyteri an 63 55
			281 H Val parai so 61 40
			285 A Massachusetts 61 64
			286 A Ol d Domi ni on 63 55
			305 H Charleston So. 63 53
			342 H Wi nthrop 63 37
			349 A Longwood 63 51
LAST 12 Division I GAMES:			
85 A Drake 68 96	349 A Longwood 63 51		
246 A Campbel l 46 33	246 H Campbel l 60 42		
220 H Gardner-Webb 59 41	228 A UNC Asheville 41 48		
270 H Presbyteri an 63 55	220 A Gardner-Webb 85 60		
173 A Hi gh Point 65 42	342 H Wi nthrop 63 37		
156 H Radford 61 56	305 H Charleston So. 63 53		

Non-Div I Games: Shippensburg 105 43 Limestone 68 38

Liberty

Average RPI Win: 294	WON-LOST RECORD	WINNING PCT. RANK	LAST 10 GAMES	STRENGTH OF SCHEDULE	OPP. STRENGTH OF SCHEDULE	TEAM RPI	ADJ. RPI	CONF. RPI	ADJ CONF. RPI
Average RPI Loss: 150									
DIV. I ONLY	10- 16	242	5- 5	291	250	262	262	22	22
DIV. I NON-CONF.	4- 11	279	1- 0	253	292	280	280	21	21

TOTALS	RPI 1-25	RPI 26-50	W-L RECORDS	RPI 51-100	RPI 101-999	RPI 201+			
10- 16	0- 0	0- 2	OVERALL	0- 4	10- 10	10- 5			
5- 7	0- 0	0- 1	HOME	0- 3	5- 3	5- 2			
5- 9	0- 0	0- 1	AWAY	0- 1	5- 7	5- 3			
0- 0	0- 0	0- 0	NEUTRAL	0- 0	0- 0	0- 0			
4- 11	0- 0	0- 1	NON-CONFERENCE	0- 2	4- 8	4- 4			
2- 4	0- 0	0- 0	HOME	0- 2	2- 2	2- 2			
2- 7	0- 0	0- 1	AWAY	0- 0	2- 6	2- 2			
0- 0	0- 0	0- 0	NEUTRAL	0- 0	0- 0	0- 0			
6- 5	0- 0	0- 1	CONFERENCE	0- 2	6- 2	6- 1			
3- 3	0- 0	0- 1	HOME	0- 1	3- 1	3- 0			
3- 2	0- 0	0- 0	AWAY	0- 1	3- 1	3- 1			
0- 0	0- 0	0- 0	NEUTRAL	0- 0	0- 0	0- 0			

RPI 1-25				RPI 26-50				RPI 51-100				RPI 101+ Team's RPI: 262			
RPI	S	Opponent	Score	RPI	S	Opponent	Score	RPI	S	Opponent	Score	RPI	S	Opponent	Score
				42	A	Ball St.	46 84	72	H	Belmont	59 91	103	A	Saint Louis	57 101
				45	H	FGCU	54 68	89	A	Jacksonville	48 70	107	A	Butler	58 70
								89	H	Jacksonville	63 70	119	A	Middle Tenn.	48 72
								94	H	Alabama	51 73	130	A	Vanderbilt	82 92
												179	H	Stetson	55 59
												215	H	Morehead St.	55 75
												229	A	North Florida	73 69
												229	H	North Florida	78 57
												238	H	Austin Peay	63 71
												254	A	Col. of Charleston	69 85
												283	A	USC Upstate	64 80
												283	H	USC Upstate	97 78
												295	H	Murray St.	65 64
												299	A	Tennessee Tech	61 57
												301	A	Kennesaw St.	64 62
												305	A	Charleston So.	58 54
												315	H	Alabama A&M	66 50
												333	A	Tennessee St.	64 71
												343	A	NJIT	74 58
												343	H	NJIT	66 58
LAST 12 Division I GAMES:															
				89	H	Jacksonville	63 70	45	H	FGCU	54 68				
				229	H	North Florida	78 57	179	H	Stetson	55 59				
				283	A	USC Upstate	64 80	229	A	North Florida	73 69				
				343	H	NJIT	66 58	89	A	Jacksonville	48 70				
				283	H	USC Upstate	97 78	301	A	Kennesaw St.	64 62				
				343	A	NJIT	74 58	315	H	Alabama A&M	66 50				

Non-Div I Games:

Lipscomb

Average RPI Win:	220	WON-LOST	WINNING	LAST 10	STRENGTH OF	OPP. STRENGTH	TEAM	ADJ.	CONF.	ADJ CONF.
Average RPI Loss:	91	RECORD	PCT. RANK	GAMES	SCHEDULE	OF SCHEDULE	RPI	RPI	RPI	RPI
DIV. I ONLY	15- 9	100	9- 1	174	111	114	114	23	23	
DIV. I NON-CONF.	3- 8	268	0- 0	32	3	182	182	23	23	

TOTALS	RPI 1-25	RPI 26-50	W-L RECORDS	RPI 51-100	RPI 101-999	RPI 201+				
15- 9	0- 3	1- 0	OVERALL	0- 2	14- 4	7- 0				
10- 3	0- 1	1- 0	HOME	0- 0	9- 2	3- 0				
5- 6	0- 2	0- 0	AWAY	0- 2	5- 2	4- 0				
0- 0	0- 0	0- 0	NEUTRAL	0- 0	0- 0	0- 0				
3- 8	0- 3	1- 0	NON-CONFERENCE	0- 2	2- 3	0- 0				
3- 3	0- 1	1- 0	HOME	0- 0	2- 2	0- 0				
0- 5	0- 2	0- 0	AWAY	0- 2	0- 1	0- 0				
0- 0	0- 0	0- 0	NEUTRAL	0- 0	0- 0	0- 0				
12- 1	0- 0	0- 0	CONFERENCE	0- 0	12- 1	7- 0				
7- 0	0- 0	0- 0	HOME	0- 0	7- 0	3- 0				
5- 1	0- 0	0- 0	AWAY	0- 0	5- 1	4- 0				
0- 0	0- 0	0- 0	NEUTRAL	0- 0	0- 0	0- 0				

RPI 1-25				RPI 26-50				RPI 51-100				RPI 101+ Team's RPI: 114			
RPI	S	Opponent	Score	RPI	S	Opponent	Score	RPI	S	Opponent	Score	RPI	S	Opponent	Score
3	A	Mississippi St.	48 86	30	H	Oklahoma	68 56	84	A	Kansas St.	51 66	103	A	Saint Louis	45 48
17	A	Texas A&M	49 66					95	A	Rice	51 58	108	H	Missouri St.	63 51
25	H	LSU	37 56									121	A	South Ala.	47 35
												152	H	Texas St.	63 48
												157	H	Louisiana Tech	49 58
												158	H	Louisiana	78 43
												166	A	Troy	70 76
												170	H	Tulsa	61 74
												177	H	UT Arlington	59 57
												187	H	Arkansas St.	53 43
												193	H	Memphis	86 57
												272	A	Appalachian St.	52 40
												275	A	Coastal Caro.	51 49
												321	A	Georgia St.	65 50
												321	H	Georgia St.	54 47
												323	A	Ga. Southern	64 34
												323	H	Ga. Southern	92 52
												336	H	La. -Monroe	57 37
LAST 12 Division I GAMES:															
166	A	Troy	70 76	187	H	Arkansas St.	53 43								
121	A	South Ala.	47 35	152	H	Texas St.	63 48								
321	H	Georgia St.	54 47	177	H	UT Arlington	59 57								
323	H	Ga. Southern	92 52	323	A	Ga. Southern	64 34								
275	A	Coastal Caro.	51 49	321	A	Georgia St.	65 50								
272	A	Appalachian St.	52 40	336	H	La. -Monroe	57 37								

Non-Div I Games:

Little Rock

Average RPI Win: 248

Average RPI Loss: 199

WON-LOST
RECORDWINNING
PCT. RANKLAST 10
GAMESSTRENGTH OF
SCHEDULEOPP. STRENGTH
OF SCHEDULETEAM
RPIADJ.
RPICONF.
RPIADJ CONF.
RPIDIV. I ONLY
DIV. I NON-CONF.3- 21
2- 12331
3061- 9
0- 2249
257263
322325
321325
32121
1921
19

TOTALS

RPI 1-25

RPI 26-50

W-L RECORDS

RPI 51-100

RPI 101-999

RPI 201+

3- 21

0- 1

0- 1

OVERALL

0- 1

3- 18

2- 13

0- 10

0- 1

0- 0

HOME

0- 1

0- 8

0- 5

3- 9

0- 0

0- 0

AWAY

0- 0

3- 0

2- 0

0- 2

0- 0

0- 0

NEUTRAL

0- 0

0- 2

0- 1

2- 12

0- 1

0- 1

NON-CONFERENCE

0- 0

2- 10

2- 8

0- 6

0- 1

0- 0

HOME

0- 0

0- 5

0- 4

2- 4

0- 0

0- 1

AWAY

0- 0

2- 3

2- 3

0- 2

0- 0

0- 0

NEUTRAL

0- 0

0- 2

0- 1

1- 9

0- 0

0- 0

CONFERENCE

0- 1

1- 8

0- 5

0- 4

0- 0

0- 0

HOME

0- 1

0- 3

0- 1

1- 5

0- 0

0- 0

AWAY

0- 0

1- 5

0- 4

0- 0

0- 0

0- 0

NEUTRAL

0- 0

0- 0

0- 0

RPI 1-25

RPI 26-50

RPI 51-100

RPI 101+

Team's RPI: 325

RPI	S	Opponent	Score
7	H	Tennessee	61 90

RPI	S	Opponent	Score
50	A	Southern California	60 75

RPI	S	Opponent	Score
57	H	UC Davis	71 83

RPI	S	Opponent	Score
146	H	Loyola Marymount	69 84
155	A	Cal Poly	61 70
155	H	Cal Poly	64 75
172	H	UC Irvine	81 100
190	N	Oral Roberts	58 64
201	A	CSUN	59 51
202	A	San Diego	40 74
203	A	UC Santa Barbara	44 51
203	H	UC Santa Barbara	74 90
230	H	Pepperdine	71 83
233	H	Montana St.	51 62
234	A	UC Riverside	53 77
240	A	Montana	60 67
241	H	New Mexico St.	63 72
252	A	Hawaii	66 74
255	H	Illinois St.	51 59
265	A	Grand Canyon	65 63
277	A	Arizona	80 72
288	N	VCU	59 69
313	A	Cal St. Fullerton	61 67
343	A	NJIT	57 73

LAST 12 Division I GAMES:

155	A	Cal Poly	61 70	252	A	Hawaii	66 74
201	A	CSUN	59 51	313	A	Cal St. Fullerton	61 67
172	H	UC Irvine	81 100	234	A	UC Riverside	53 77
57	H	UC Davis	71 83	203	A	UC Santa Barbara	44 51
155	H	Cal Poly	64 75	288	N	VCU	59 69
203	H	UC Santa Barbara	74 90	343	A	NJIT	57 73

Non-Div I Games:

Long Beach St.

Loss,
 Non-Conf,
 S Site,
 H Home
A Away
 N Neutral

[illegible]

Longwood

Page 148

Average RPI Win:	271	WON-LOST	WINNING	LAST 10	STRENGTH OF	OPP. STRENGTH	TEAM	ADJ.	CONF.	ADJ CONF.
Average RPI Loss:	91	RECORD	PCT. RANK	GAMES	SCHEDULE	OF SCHEDULE	RPI	RPI	RPI	RPI
DIV. I ONLY	13- 10	139	7- 3	216	192	158	158	23	23	
DIV. I NON-CONF.	5- 6	187	0- 0	94	102	142	142	23	23	

TOTALS	RPI 1-25	RPI 26-50	W-L RECORDS	RPI 51-100	RPI 101-999	RPI 201+				
13- 10	0- 3	0- 0	OVERALL	0- 2	13- 5	11- 0				
6- 3	0- 0	0- 0	HOME	0- 1	6- 2	6- 0				
6- 5	0- 1	0- 0	AWAY	0- 1	6- 1	4- 0				
1- 2	0- 1	0- 0	NEUTRAL	0- 0	1- 1	1- 0				
5- 6	0- 3	0- 0	NON-CONFERENCE	0- 2	5- 1	5- 0				
3- 1	0- 0	0- 0	HOME	0- 1	3- 0	3- 0				
1- 3	0- 2	0- 0	AWAY	0- 1	1- 0	1- 0				
1- 2	0- 1	0- 0	NEUTRAL	0- 0	1- 1	1- 0				
8- 4	0- 0	0- 0	CONFERENCE	0- 0	8- 4	6- 0				
3- 2	0- 0	0- 0	HOME	0- 0	3- 2	3- 0				
5- 2	0- 0	0- 0	AWAY	0- 0	5- 2	3- 0				
0- 0	0- 0	0- 0	NEUTRAL	0- 0	0- 0	0- 0				

RPI 1-25				RPI 26-50				RPI 51-100				RPI 101+ Team's RPI: 158			
RPI	S	Opponent	Score	RPI	S	Opponent	Score	RPI	S	Opponent	Score	RPI	S	Opponent	Score
3	N	Mississippi St.	37 94					64	A	Toledo	55 79	114	A	Little Rock	43 78
17	A	Texas A&M	62 83					96	H	Auburn	60 70	121	H	South Ala.	57 72
25	A	LSU	45 60									128	N	Cleveland St.	45 54
												152	A	Texas St.	65 58
												166	H	Troy	55 62
												177	A	UT Arlington	61 63
												187	A	Arkansas St.	77 75
												226	H	New Orleans	66 57
												245	N	Niagara	68 52
												259	H	McNeese	98 86
												272	H	Appalachian St.	61 45
												275	H	Coastal Caro.	59 55
												294	A	Southeastern La.	68 56
												302	H	Alcorn	67 47
												321	A	Georgia St.	75 60
												323	A	Ga. Southern	58 48
												336	A	La.-Monroe	76 48
												336	H	La.-Monroe	63 55
LAST 12 Division I GAMES:															
323	A	Ga. Southern	58 48	177	A	UT Arlington	61 63								
321	A	Georgia St.	75 60	336	H	La.-Monroe	63 55								
336	A	La.-Monroe	76 48	275	H	Coastal Caro.	59 55								
166	H	Troy	55 62	272	H	Appalachian St.	61 45								
121	H	South Ala.	57 72	187	A	Arkansas St.	77 75								
152	A	Texas St.	65 58	114	A	Little Rock	43 78								

Non-Div I Games: Dillard

53 60

Louisiana

Average RPI Win:	222	WON-LOST	WINNING	LAST 10	STRENGTH OF	OPP. STRENGTH	TEAM	ADJ.	CONF.	ADJ CONF.
Average RPI Loss:	148	RECORD	PCT. RANK	GAMES	SCHEDULE	OF SCHEDULE	RPI	RPI	RPI	RPI
DIV. I ONLY	15- 9	100	5- 5	232	201	157	157	18	18	
DIV. I NON-CONF.	8- 4	87	0- 0	297	163	180	180	20	20	

TOTALS	RPI 1-25	RPI 26-50	W-L RECORDS	RPI 51-100	RPI 101-999	RPI 201+				
15- 9	0- 1	0- 1	OVERALL	2- 2	13- 5	9- 3				
10- 3	0- 0	0- 1	HOME	1- 1	9- 1	8- 0				
4- 5	0- 1	0- 0	AWAY	0- 1	4- 3	1- 2				
1- 1	0- 0	0- 0	NEUTRAL	1- 0	0- 1	0- 1				
8- 4	0- 1	0- 0	NON-CONFERENCE	1- 1	7- 2	5- 1				
6- 1	0- 0	0- 0	HOME	0- 0	6- 1	5- 0				
1- 2	0- 1	0- 0	AWAY	0- 1	1- 0	0- 0				
1- 1	0- 0	0- 0	NEUTRAL	1- 0	0- 1	0- 1				
7- 5	0- 0	0- 1	CONFERENCE	1- 1	6- 3	4- 2				
4- 2	0- 0	0- 1	HOME	1- 1	3- 0	3- 0				
3- 3	0- 0	0- 0	AWAY	0- 0	3- 3	1- 2				
0- 0	0- 0	0- 0	NEUTRAL	0- 0	0- 0	0- 0				

RPI 1-25				RPI 26-50				RPI 51-100				RPI 101+ Team's RPI: 157			
RPI	S	Opponent	Score	RPI	S	Opponent	Score	RPI	S	Opponent	Score	RPI	S	Opponent	Score
9	A	Texas	54 88	48	H	Western Ky.	64 74	81	H	UAB	61 66	114	A	Little Rock	58 49
								83	N	Penn St.	71 59	119	A	Middle Tenn.	66 49
								95	H	Rice	75 55	136	A	UTEP	65 62
								96	A	Auburn	59 75	140	H	Clemson	47 55
												193	H	Memphis	65 40
												194	A	Southern Miss.	50 65
												212	A	Fla. Atlantic	72 86
												222	H	North Texas	61 53
												235	H	Grambling	64 53
												245	N	Niagara	67 73
												259	H	McNeese	78 62
												286	H	Old Dominion	59 45
												296	H	UTSA	63 55
												302	H	Alcorn	87 50
												303	A	FIU	54 57
												322	H	Houston Baptist	85 62
												334	A	Marshall	74 65
												336	H	La.-Monroe	71 49

LAST 12 Division I GAMES:															
136	A	UTEP	65 62	212	A	Fla. Atlantic	72 86								
95	H	Rice	75 55	303	A	FIU	54 57								
81	H	UAB	61 66	334	A	Marshall	74 65								
119	A	Middle Tenn.	66 49	194	A	Southern Miss.	50 65								
48	H	Western Ky.	64 74	296	H	UTSA	63 55								
286	H	Old Dominion	59 45	222	H	North Texas	61 53								

Non-Div I Games: LSU-Alexandria 87 47

Louisiana Tech

Average RPI Win:	105	WON-LOST	WINNING	LAST 10	STRENGTH OF	OPP. STRENGTH	TEAM	ADJ.	CONF.	ADJ CONF.
Average RPI Loss:	3	RECORD	PCT. RANK	GAMES	SCHEDULE	OF SCHEDULE	RPI	RPI	RPI	RPI
DIV. I ONLY	25- 2	4	8- 2	16	2	4	4	1	1	
DIV. I NON-CONF.	14- 1	5	0- 1	81	11	9	9	1	1	

TOTALS	RPI 1-25	RPI 26-50	W-L RECORDS	RPI 51-100	RPI 101-999	RPI 201+				
25- 2	5- 2	5- 0	OVERALL	5- 0	10- 0	4- 0				
14- 1	3- 1	1- 0	HOME	2- 0	8- 0	3- 0				
11- 1	2- 1	4- 0	AWAY	3- 0	2- 0	1- 0				
0- 0	0- 0	0- 0	NEUTRAL	0- 0	0- 0	0- 0				
14- 1	2- 1	2- 0	NON-CONFERENCE	3- 0	7- 0	4- 0				
9- 0	1- 0	1- 0	HOME	1- 0	6- 0	3- 0				
5- 1	1- 1	1- 0	AWAY	2- 0	1- 0	1- 0				
0- 0	0- 0	0- 0	NEUTRAL	0- 0	0- 0	0- 0				
11- 1	3- 1	3- 0	CONFERENCE	2- 0	3- 0	0- 0				
5- 1	2- 1	0- 0	HOME	1- 0	2- 0	0- 0				
6- 0	1- 0	3- 0	AWAY	1- 0	1- 0	0- 0				
0- 0	0- 0	0- 0	NEUTRAL	0- 0	0- 0	0- 0				

RPI 1-25	Team's RPI: 4	RPI 26-50	RPI 51-100	RPI 101+
RPI S Opponent Score	RPI S Opponent Score	RPI S Opponent Score	RPI S Opponent Score	RPI S Opponent Score
1 A UConn 58 69	28 A Virginia 77 41	63 H Virginia Tech 67 56	106 H Wake Forest 89 52	
2 H Notre Dame 100 67	36 A Syracuse 84 77	64 H Toledo 90 55	119 H Middle Tenn. 80 26	
5 H Florida St. 49 50	38 A South Dakota St. 68 64	65 A Indiana 72 59	130 H Vanderbilt 79 57	
6 A Ohio St. 95 90	43 H Michigan 74 49	67 A Georgia Tech 74 71	140 H Clemson 65 46	
11 H Oregon 74 61	47 A Miami (FL) 84 74	97 A Kentucky 87 63	167 A Pittsburgh 77 51	
16 H Duke 66 60			196 H UT Martin 91 56	
19 A NC State 55 47			225 H Southeast Mo. St. 80 40	
			295 H Murray St. 115 51	
			310 A Air Force 62 50	
			333 H Tennessee St. 95 56	
LAST 12 Division I GAMES:				
1 A UConn 58 69	5 H Florida St. 49 50			
140 H Clemson 65 46	167 A Pittsburgh 77 51			
36 A Syracuse 84 77	2 H Notre Dame 100 67			
28 A Virginia 77 41	63 H Virginia Tech 67 56			
106 H Wake Forest 89 52	16 H Duke 66 60			
47 A Miami (FL) 84 74	19 A NC State 55 47			

Non-Div I Games:

Louisville

Average RPI Win:	303	WON-LOST	WINNING	LAST 10	STRENGTH OF	OPP. STRENGTH	TEAM	ADJ.	CONF.	ADJ CONF.
Average RPI Loss:	159	RECORD	PCT. RANK	GAMES	SCHEDULE	OF SCHEDULE	RPI	RPI	RPI	RPI
DIV. I ONLY	5- 18	309	3- 7	268	210	307	307	24	24	
DIV. I NON-CONF.	2- 9	295	0- 0	221	94	283	283	22	22	

TOTALS	RPI 1-25	RPI 26-50	W-L RECORDS	RPI 51-100	RPI 101-999	RPI 201+				
5- 18	0- 2	0- 1	OVERALL	0- 1	5- 14	5- 6				
3- 6	0- 1	0- 0	HOME	0- 0	3- 5	3- 3				
2- 12	0- 1	0- 1	AWAY	0- 1	2- 9	2- 3				
0- 0	0- 0	0- 0	NEUTRAL	0- 0	0- 0	0- 0				
2- 9	0- 2	0- 1	NON-CONFERENCE	0- 0	2- 6	2- 1				
1- 3	0- 1	0- 0	HOME	0- 0	1- 2	1- 0				
1- 6	0- 1	0- 1	AWAY	0- 0	1- 4	1- 1				
0- 0	0- 0	0- 0	NEUTRAL	0- 0	0- 0	0- 0				
3- 9	0- 0	0- 0	CONFERENCE	0- 1	3- 8	3- 5				
2- 3	0- 0	0- 0	HOME	0- 0	2- 3	2- 3				
1- 6	0- 0	0- 0	AWAY	0- 1	1- 5	1- 2				
0- 0	0- 0	0- 0	NEUTRAL	0- 0	0- 0	0- 0				

RPI 1-25				RPI 26-50				RPI 51-100				RPI 101+				Team's RPI: 307
RPI	S	Opponent	Score	RPI	S	Opponent	Score	RPI	S	Opponent	Score	RPI	S	Opponent	Score	
12	H	Green Bay	39 76	32	A	Marquette	30 92	85	A	Drake	46 72	107	A	Butler	52 64	
24	A	DePaul	47 88									108	A	Missouri St.	36 75	
												109	H	Western Mi ch.	47 65	
												113	A	Milwaukee	41 63	
												124	A	Northern Ill.	71 80	
												144	A	UNI	41 70	
												164	A	Southern Ill.	46 62	
												195	H	Youngstown St.	49 73	
												247	A	Bradley	71 61	
												247	H	Bradley	57 59	
												255	A	Illinois St.	49 57	
												255	H	Illinois St.	62 59	
												264	H	Indiana St.	65 73	
												281	A	Valparaiso	60 76	
												281	H	Valparaiso	53 63	
												320	A	Fort Wayne	70 79	
												327	H	Ill. -Chicago	57 55	
												338	A	Chicago St.	46 28	
												348	H	Evansville	82 63	

LAST 12 Division I GAMES:																
281	H	Valparaiso	53 63	164	A	Southern Ill.	46 62									
247	A	Bradley	71 61	281	A	Valparaiso	60 76									
255	A	Illinois St.	49 57	255	H	Illinois St.	62 59									
348	H	Evansville	82 63	247	H	Bradley	57 59									
264	H	Indiana St.	65 73	85	A	Drake	46 72									
108	A	Missouri St.	36 75	144	A	UNI	41 70									

Non-Div I Games:

Loyola Chicago

Average RPI Win:	217	WON-LOST	WINNING	LAST 10	STRENGTH OF	OPP. STRENGTH	TEAM	ADJ.	CONF.	ADJ CONF.
Average RPI Loss:	150	RECORD	PCT. RANK	GAMES	SCHEDULE	OF SCHEDULE	RPI	RPI	RPI	RPI
DIV. I ONLY	7- 17	279	5- 5	111	223	231	231	14	14	
DIV. I NON-CONF.	2- 9	295	0- 0	102	282	256	256	18	18	

TOTALS	RPI 1-25	RPI 26-50	W-L RECORDS	RPI 51-100	RPI 101-999	RPI 201+				
7- 17	0- 1	0- 1	OVERALL	0- 3	7- 12	5- 5				
4- 6	0- 0	0- 0	HOME	0- 1	4- 5	3- 2				
3- 11	0- 1	0- 1	AWAY	0- 2	3- 7	2- 3				
0- 0	0- 0	0- 0	NEUTRAL	0- 0	0- 0	0- 0				
2- 9	0- 1	0- 1	NON-CONFERENCE	0- 0	2- 7	2- 3				
1- 3	0- 0	0- 0	HOME	0- 0	1- 3	1- 1				
1- 6	0- 1	0- 1	AWAY	0- 0	1- 4	1- 2				
0- 0	0- 0	0- 0	NEUTRAL	0- 0	0- 0	0- 0				
5- 8	0- 0	0- 0	CONFERENCE	0- 3	5- 5	3- 2				
3- 3	0- 0	0- 0	HOME	0- 1	3- 2	2- 1				
2- 5	0- 0	0- 0	AWAY	0- 2	2- 3	1- 1				
0- 0	0- 0	0- 0	NEUTRAL	0- 0	0- 0	0- 0				

RPI 1-25				RPI 26-50				RPI 51-100				RPI 101+				Team's RPI: 231
RPI	S	Opponent	Score	RPI	S	Opponent	Score	RPI	S	Opponent	Score	RPI	S	Opponent	Score	
13	A	Maryl and	45 114	32	A	Marquette	63 83	59	A	American	56 69	110	H	George Mason	72 80	
								59	H	American	58 71	118	A	Delaware	38 71	
								82	A	Navy	44 73	127	A	Bucknell	68 65	
												133	H	Georgetown	54 72	
												134	A	William & Mary	49 70	
												160	H	Lehigh	67 64	
												176	A	Army West Point	47 62	
												176	H	Army West Point	62 69	
												199	A	Boston U.	56 75	
												204	A	Norfolk St.	61 58	
												236	A	Lafayette	54 65	
												236	H	Lafayette	64 73	
												243	A	Holy Cross	65 58	
												243	H	Holy Cross	77 60	
												260	H	Towson	67 76	
												266	A	St. Francis Brooklyn	47 64	
												267	H	Cornell	78 63	
												269	A	Mt. St. Mary's	63 71	
												278	H	Colgate	70 55	
LAST 12 Division I GAMES:																
236	H	Lafayette	64 73	127	A	Bucknell	68 65	236	A	Lafayette	54 65					
59	A	American	56 69	59	H	American	58 71	59	H	American	58 71					
243	A	Holy Cross	65 58	243	H	Holy Cross	77 60	199	A	Boston U.	56 75					
176	A	Army West Point	47 62	176	H	Army West Point	62 69									
160	H	Lehigh	67 64													
278	H	Colgate	70 55													

Non-Div I Games:

Loyola Maryl and

Average RPI Win: 207 WON-LOST RECORD WINNING PCT. RANK LAST 10 GAMES STRENGTH OF SCHEDULE OPP. STRENGTH OF SCHEDULE TEAM RPI ADJ. RPI CONF. RPI ADJ CONF. RPI

DIV. I ONLY	15- 9	100	5- 5	256	124	146	146	13	13
DIV. I NON-CONF.	7- 3	74	0- 0	298	128	156	156	11	11
TOTALS	RPI 1-25	RPI 26-50	W-L RECORDS	RPI 51-100	RPI 101-999	RPI 201+			
15- 9	0- 0	0- 2	OVERALL	3- 0	12- 7	10- 2			
8- 4	0- 0	0- 1	HOME	2- 0	6- 3	5- 1			
7- 5	0- 0	0- 1	AWAY	1- 0	6- 4	5- 1			
0- 0	0- 0	0- 0	NEUTRAL	0- 0	0- 0	0- 0			
7- 3	0- 0	0- 1	NON-CONFERENCE	1- 0	6- 2	5- 0			
4- 2	0- 0	0- 1	HOME	1- 0	3- 1	3- 0			
3- 1	0- 0	0- 0	AWAY	0- 0	3- 1	2- 0			
0- 0	0- 0	0- 0	NEUTRAL	0- 0	0- 0	0- 0			
8- 6	0- 0	0- 1	CONFERENCE	2- 0	6- 5	5- 2			
4- 2	0- 0	0- 0	HOME	1- 0	3- 2	2- 1			
4- 4	0- 0	0- 1	AWAY	1- 0	3- 3	3- 1			
0- 0	0- 0	0- 0	NEUTRAL	0- 0	0- 0	0- 0			

RPI S Opponent	Score	RPI S Opponent	Score	RPI S Opponent	Score	RPI S Opponent	Score
49 A Gonzaga	67 77	76 A Saint Mary's (CA)	75 65	103 A Saint Louis	62 60		
50 H Southern California	70 80	76 H Saint Mary's (CA)	69 57	126 A BYU	52 62		
		91 H Miami (OH)	84 71	126 H BYU	55 67		
				151 A San Francisco	60 78		
				171 H Pacific	75 60		
				191 A SMU	60 63		
				201 H CSUN	68 75		
				202 A San Diego	67 53		
				202 H San Diego	54 60		
				203 H UC Santa Barbara	67 61		
				223 H Eastern Mich.	73 64		
				230 A Pepperdine	74 85		
				230 H Pepperdine	75 60		
				234 A UC Riverside	67 59		
				276 A Santa Clara	65 51		
				277 H Arizona	84 70		
				308 A Portland	63 60		
				308 H Portland	76 55		
				325 A Long Beach St.	84 69		
LAST 12 Division I GAMES:							
230 A Pepperdine	74 85	308 A Portland	63 60				
76 A Saint Mary's (CA)	75 65	126 H BYU	55 67				
308 H Portland	76 55	202 H San Diego	54 60				
126 A BYU	52 62	151 A San Francisco	60 78				
202 A San Diego	67 53	49 A Gonzaga	67 77				
230 H Pepperdine	75 60	276 A Santa Clara	65 51				

Non-Div I Games: Cal St. Dom. Hills 84 52

Average RPI Win:	221	WON-LOST	WINNING	LAST 10	STRENGTH OF	OPP. STRENGTH	TEAM	ADJ.	CONF.	ADJ CONF.
Average RPI Loss:	74	RECORD	PCT. RANK	GAMES	SCHEDULE	OF SCHEDULE	RPI	RPI	RPI	RPI
DIV. I ONLY	15- 9	100	8- 2	103	136	80	80	20	20	
DIV. I NON-CONF.	5- 6	187	0- 0	54	8	76	76	24	24	

TOTALS	RPI 1-25	RPI 26-50	W-L RECORDS	RPI 51-100	RPI 101-999	RPI 201+				
15- 9	0- 3	0- 1	OVERALL	1- 2	14- 3	7- 0				
7- 2	0- 0	0- 0	HOME	1- 0	6- 2	3- 0				
7- 7	0- 3	0- 1	AWAY	0- 2	7- 1	3- 0				
1- 0	0- 0	0- 0	NEUTRAL	0- 0	1- 0	1- 0				
5- 6	0- 3	0- 1	NON-CONFERENCE	1- 1	4- 1	3- 0				
2- 1	0- 0	0- 0	HOME	1- 0	1- 1	1- 0				
2- 5	0- 3	0- 1	AWAY	0- 1	2- 0	1- 0				
1- 0	0- 0	0- 0	NEUTRAL	0- 0	1- 0	1- 0				
10- 3	0- 0	0- 0	CONFERENCE	0- 1	10- 2	4- 0				
5- 1	0- 0	0- 0	HOME	0- 0	5- 1	2- 0				
5- 2	0- 0	0- 0	AWAY	0- 1	5- 1	2- 0				
0- 0	0- 0	0- 0	NEUTRAL	0- 0	0- 0	0- 0				

Maine

RPI 1-25				RPI 26-50				RPI 51-100				RPI 101+			
RPI	S	Opponent	Score	RPI	S	Opponent	Score	RPI	S	Opponent	Score	RPI	S	Opponent	Score
3	A	Mississippi St.	43 83	47	A	Miami (FL)	70 80	64	A	Toledo	64 65	102	H	Tulane	34 42
6	A	Ohio St.	70 83					78	H	Harvard	76 51	116	A	Dartmouth	64 51
16	A	Duke	39 69					79	A	Albany (NY)	54 68	148	A	Binghamton	61 38
												148	H	Binghamton	62 66
												154	A	Hartford	59 44
												154	H	Hartford	59 56
												183	A	New Hampshire	56 46
												183	H	New Hampshire	77 46
												198	A	Stony Brook	68 76
												198	H	Stony Brook	64 56
												208	A	Boston College	61 40
												290	H	Vermont	64 55
												292	H	Bryant	70 68
												301	N	Kennesaw St.	75 39
												329	A	UMBC	64 50
												329	H	UMBC	69 36
												347	A	UMass Lowell	69 51
LAST 12 Division I GAMES:															
198	A	Stony Brook	68 76	183	A	New Hampshire	56 46	154	A	Hartford	59 44	290	H	Vermont	64 55
183	H	New Hampshire	77 46	154	A	Hartford	59 44	79	A	Albany (NY)	54 68	329	A	UMBC	64 50
154	H	Hartford	59 56	290	H	Vermont	64 55	329	A	UMBC	64 50	148	H	Binghamton	62 66
148	A	Binghamton	61 38												
347	A	UMass Lowell	69 51												
329	H	UMBC	69 36												

Maine

Non-Div I Games: Maine Maritime 89 49 Me.-Fort Kent 100 40

Maine

Average RPI Win:	291	WON-LOST	WINNING	LAST 10	STRENGTH OF	OPP. STRENGTH	TEAM	ADJ.	CONF.	ADJ CONF.
Average RPI Loss:	164	RECORD	PCT. RANK	GAMES	SCHEDULE	OF SCHEDULE	RPI	RPI	RPI	RPI
DIV. I ONLY	10- 15	227	5- 5	264	279	253	253	28	28	
DIV. I NON-CONF.	3- 8	268	0- 0	106	225	219	219	26	26	

TOTALS	RPI 1-25	RPI 26-50	W-L RECORDS	RPI 51-100	RPI 101-999	RPI 201+				
10- 15	0- 0	0- 2	OVERALL	0- 4	10- 9	10- 6				
7- 3	0- 0	0- 0	HOME	0- 3	7- 0	7- 0				
2- 12	0- 0	0- 2	AWAY	0- 1	2- 9	2- 6				
1- 0	0- 0	0- 0	NEUTRAL	0- 0	1- 0	1- 0				
3- 8	0- 0	0- 2	NON-CONFERENCE	0- 3	3- 3	3- 1				
1- 2	0- 0	0- 0	HOME	0- 2	1- 0	1- 0				
1- 6	0- 0	0- 2	AWAY	0- 1	1- 3	1- 1				
1- 0	0- 0	0- 0	NEUTRAL	0- 0	1- 0	1- 0				
7- 7	0- 0	0- 0	CONFERENCE	0- 1	7- 6	7- 5				
6- 1	0- 0	0- 0	HOME	0- 1	6- 0	6- 0				
1- 6	0- 0	0- 0	AWAY	0- 0	1- 6	1- 5				
0- 0	0- 0	0- 0	NEUTRAL	0- 0	0- 0	0- 0				

RPI 1-25				RPI 26-50				RPI 51-100				RPI 101+ Team's RPI: 253			
RPI	S	Opponent	Score	RPI	S	Opponent	Score	RPI	S	Opponent	Score	RPI	S	Opponent	Score
				28	A	Vi rgi ni a	47 69	55	H	Qui nni pi ac	64 80	168	A	Mar i st	40 65
				35	A	Cal i forni a	66 87					183	A	New Hampshi re	55 68
								70	H	Fordham	48 54	198	A	Stony Brook	59 74
								79	H	Al bany (NY)	56 62	206	A	Si ena	51 56
								83	A	Penn St.	46 78	245	A	Ni agara	64 65
												245	H	Ni agara	82 64
												258	A	Fai rfi el d	52 55
												258	H	Fai rfi el d	55 44
												266	H	St. Franci s Brookl yn	57 54
												273	A	Ri der	51 67
												279	A	LIU Brookl yn	72 38
												287	A	Sacred Heart	61 65
												289	A	Can i si us	59 56
												289	H	Can i si us	58 39
												293	A	Monmouth	59 63
												293	H	Monmouth	63 53
												306	N	Coppi n St.	74 56
												339	H	I ona	67 63
												345	H	Saint Peter' s	76 64
LAST 12 Di vi si on I GAMES:															
				293	A	Monmouth	59 63	206	A	Si ena	51 56				
				258	H	Fai rfi el d	55 44	339	H	I ona	67 63				
				245	H	Ni agara	82 64	245	A	Ni agara	64 65				
				258	A	Fai rfi el d	52 55	289	A	Can i si us	59 56				
				273	A	Ri der	51 67	168	A	Mar i st	40 65				
				293	H	Monmouth	63 53	289	H	Can i si us	58 39				

Non-Div I Games:

Manhattan

Average RPI Win:	276	WON-LOST	WINNING	LAST 10	STRENGTH OF	OPP. STRENGTH	TEAM	ADJ.	CONF.	ADJ CONF.
Average RPI Loss:	123	RECORD	PCT. RANK	GAMES	SCHEDULE	OF SCHEDULE	RPI	RPI	RPI	RPI
DIV. I ONLY	16- 10	111	8- 2	285	252	168	168	28	28	
DIV. I NON-CONF.	4- 8	239	0- 0	197	147	236	236	26	26	

TOTALS	RPI 1-25	RPI 26-50	W-L RECORDS	RPI 51-100	RPI 101-999	RPI 201+				
16- 10	0- 0	0- 1	OVERALL	0- 3	16- 6	15- 2				
9- 2	0- 0	0- 0	HOME	0- 1	9- 1	9- 0				
7- 6	0- 0	0- 0	AWAY	0- 1	7- 5	6- 2				
0- 2	0- 0	0- 1	NEUTRAL	0- 1	0- 0	0- 0				
4- 8	0- 0	0- 1	NON-CONFERENCE	0- 2	4- 5	3- 1				
2- 2	0- 0	0- 0	HOME	0- 1	2- 1	2- 0				
2- 4	0- 0	0- 0	AWAY	0- 0	2- 4	1- 1				
0- 2	0- 0	0- 1	NEUTRAL	0- 1	0- 0	0- 0				
12- 2	0- 0	0- 0	CONFERENCE	0- 1	12- 1	12- 1				
7- 0	0- 0	0- 0	HOME	0- 0	7- 0	7- 0				
5- 2	0- 0	0- 0	AWAY	0- 1	5- 1	5- 1				
0- 0	0- 0	0- 0	NEUTRAL	0- 0	0- 0	0- 0				

RPI 1-25				RPI 26-50				RPI 51-100				RPI 101+ Team's RPI: 168			
RPI	S	Opponent	Score	RPI	S	Opponent	Score	RPI	S	Opponent	Score	RPI	S	Opponent	Score
				50	N	Southern Cal i forni a	57 78	52	N	Purdue	47 61	101	A	Seton Hal l	60 85
								55	A	Qui nni pi ac	56 62	116	H	Dartmouth	51 60
								82	H	Navy	70 77	137	A	Northeastern	72 78
												178	A	Temple	77 83
												199	A	Boston U.	80 52
												206	A	Si ena	53 58
												206	H	Si ena	73 54
												243	H	Hol y Cross	85 74
												245	A	Ni agara	84 78
												252	A	Hawai i	63 70
												253	H	Manhattan	65 40
												258	H	Fai rfi el d	71 63
												273	A	Ri der	80 69
												273	H	Ri der	68 67
												285	A	Massachusetts	88 60
												289	A	Can i si us	78 53
												289	H	Can i si us	58 47
												293	A	Monmouth	85 57
												293	H	Monmouth	69 46
												332	H	Rhode Island	64 42
												339	H	I ona	75 55
												345	A	Saint Peter's	86 53
LAST 12 Di vi si on I GAMES:															
289	H	Can i si us	58 47	273	H	Ri der	68 67								
293	A	Monmouth	85 57	206	A	Si ena	53 58								
206	H	Si ena	73 54	258	H	Fai rfi el d	71 63								
339	H	I ona	75 55	55	A	Qui nni pi ac	56 62								
289	A	Can i si us	78 53	253	H	Manhattan	65 40								
245	A	Ni agara	84 78	345	A	Saint Peter's	86 53								

Non-Di v I Games:

Marist

Average RPI Win:	148	WON-LOST	WINNING	LAST 10	STRENGTH OF	OPP. STRENGTH	TEAM	ADJ.	CONF.	ADJ CONF.
Average RPI Loss:	43	RECORD	PCT. RANK	GAMES	SCHEDULE	OF SCHEDULE	RPI	RPI	RPI	RPI
DIV. I ONLY	17- 8	71	7- 3	41	41	32	32	6	6	
DIV. I NON-CONF.	6- 5	153	0- 0	26	45	56	56	6	6	

TOTALS	RPI 1-25	RPI 26-50	W-L RECORDS	RPI 51-100	RPI 101-999	RPI 201+				
17- 8	2- 4	1- 2	OVERALL	1- 1	13- 1	5- 0				
10- 1	1- 0	0- 1	HOME	1- 0	8- 0	3- 0				
6- 6	1- 3	1- 1	AWAY	0- 1	4- 1	1- 0				
1- 1	0- 1	0- 0	NEUTRAL	0- 0	1- 0	1- 0				
6- 5	0- 3	0- 1	NON-CONFERENCE	0- 1	6- 0	3- 0				
4- 0	0- 0	0- 0	HOME	0- 0	4- 0	2- 0				
1- 4	0- 2	0- 1	AWAY	0- 1	1- 0	0- 0				
1- 1	0- 1	0- 0	NEUTRAL	0- 0	1- 0	1- 0				
11- 3	2- 1	1- 1	CONFERENCE	1- 0	7- 1	2- 0				
6- 1	1- 0	0- 1	HOME	1- 0	4- 0	1- 0				
5- 2	1- 1	1- 0	AWAY	0- 0	3- 1	1- 0				
0- 0	0- 0	0- 0	NEUTRAL	0- 0	0- 0	0- 0				

RPI 1-25				RPI 26-50				RPI 51-100				RPI 101+			
RPI	S	Opponent	Score	RPI	S	Opponent	Score	RPI	S	Opponent	Score	RPI	S	Opponent	Score
2	A	Notre Dame	85 91	37	A	Creighton	92 77	53	H	St. John's (NY)	74 72	101	H	Seton Hall	97 84
7	N	Tennessee	99 101	37	H	Creighton	73 74	86	A	New Mexico	87 88	107	A	Butler	78 59
12	A	Green Bay	55 63	43	A	Michigan	76 82					107	H	Butler	69 67
23	A	Villanova	67 57									113	A	Milwaukee	83 68
24	A	DePaul	83 95									133	A	Georgetown	58 85
24	H	DePaul	93 81									176	H	Army West Point	83 53
												185	H	Wisconsin	88 65
												192	A	Providence	77 60
												192	H	Providence	94 61
												213	A	Xavier	80 63
												213	H	Xavier	88 67
												231	H	Loyola Maryland	83 63
												240	N	Montana	87 68
												307	H	Loyola Chicago	92 30

LAST 12 Division I GAMES:															
107	A	Butler	78 59	133	A	Georgetown	58 85								
213	A	Xavier	80 63	213	H	Xavier	88 67								
37	H	Creighton	73 74	107	H	Butler	69 67								
192	H	Providence	94 61	192	A	Providence	77 60								
24	A	DePaul	83 95	37	A	Creighton	92 77								
23	A	Villanova	67 57	24	H	DePaul	93 81								

Non-Div I Games:

Marquette

Average RPI Win:	318	WON-LOST	WINNING	LAST 10	STRENGTH OF	OPP. STRENGTH	TEAM	ADJ.	CONF.	ADJ CONF.
Average RPI Loss:	169	RECORD	PCT. RANK	GAMES	SCHEDULE	OF SCHEDULE	RPI	RPI	RPI	RPI
DIV. I ONLY	5- 17	304	1- 9	319	183	334	334	18	18	
DIV. I NON-CONF.	4- 7	226	0- 0	328	202	324	324	20	20	

TOTALS	RPI 1-25	RPI 26-50	W-L RECORDS	RPI 51-100	RPI 101-999	RPI 201+				
5- 17	0- 0	0- 1	OVERALL	0- 4	5- 12	5- 5				
4- 9	0- 0	0- 1	HOME	0- 3	4- 5	4- 2				
1- 8	0- 0	0- 0	AWAY	0- 1	1- 7	1- 3				
0- 0	0- 0	0- 0	NEUTRAL	0- 0	0- 0	0- 0				
4- 7	0- 0	0- 0	NON-CONFERENCE	0- 3	4- 4	4- 1				
3- 4	0- 0	0- 0	HOME	0- 2	3- 2	3- 1				
1- 3	0- 0	0- 0	AWAY	0- 1	1- 2	1- 0				
0- 0	0- 0	0- 0	NEUTRAL	0- 0	0- 0	0- 0				
1- 10	0- 0	0- 1	CONFERENCE	0- 1	1- 8	1- 4				
1- 5	0- 0	0- 1	HOME	0- 1	1- 3	1- 1				
0- 5	0- 0	0- 0	AWAY	0- 0	0- 5	0- 3				
0- 0	0- 0	0- 0	NEUTRAL	0- 0	0- 0	0- 0				

RPI	S	Opponent	Score	RPI	S	Opponent	Score	RPI	S	Opponent	Score	RPI	S	Opponent	Score	Team's RPI: 334
48	H	Western Ky.	66 86	77	H	Ohio	52 54	119	H	Middle Tenn.	57 73	128	A	Cleveland St.	76 85	
				81	H	UAB	62 69	157	H	Louisiana Tech	65 74	163	A	Florida	69 74	
				83	H	Penn St.	65 80	164	H	Southern Ill.	59 64	186	A	Charlotte	61 67	
				97	A	Kentucky	39 69	194	A	Southern Miss.	61 70	212	A	Fla. Atlantic	59 79	
								261	H	Morgan St.	73 68	272	H	Appalachian St.	54 56	
								286	A	Old Dominion	53 69	296	H	UTSA	59 72	
								303	A	FIU	54 67	303	H	FIU	78 75	
								333	A	Tennessee St.	71 65	342	H	Winthrop	70 40	
								349	H	Longwood	90 45					
LAST 12 Division I GAMES:																
81	H	UAB	62 69	48	H	Western Ky.	66 86	286	A	Old Dominion	53 69	157	H	Louisiana Tech	65 74	
296	H	UTSA	59 72					303	A	FIU	54 67	212	A	Fla. Atlantic	59 79	
194	A	Southern Miss.	61 70					333	A	Tennessee St.	71 65					
186	A	Charlotte	61 67													
303	H	FIU	78 75													
119	H	Middle Tenn.	57 73													

Non-Div I Games: Ky. Christian 111 38 Alice Lloyd 96 46

Marshall

Average RPI Win:	136	WON-LOST	WINNING	LAST 10	STRENGTH OF	OPP. STRENGTH	TEAM	ADJ.	CONF.	ADJ CONF.
Average RPI Loss:	24	RECORD	PCT. RANK	GAMES	SCHEDULE	OF SCHEDULE	RPI	RPI	RPI	RPI
DIV. I ONLY	22- 3	9	6- 0	65	12	13	13	3	3	
DIV. I NON-CONF.	11- 2	22	1- 0	124	39	36	36	4	4	

TOTALS	RPI 1-25	RPI 26-50	W-L RECORDS	RPI 51-100	RPI 101-999	RPI 201+				
22- 3	2- 2	4- 0	OVERALL	6- 1	10- 0	8- 0				
11- 2	2- 1	1- 0	HOME	3- 1	5- 0	5- 0				
10- 1	0- 1	3- 0	AWAY	3- 0	4- 0	2- 0				
1- 0	0- 0	0- 0	NEUTRAL	0- 0	1- 0	1- 0				
11- 2	0- 2	2- 0	NON-CONFERENCE	2- 0	7- 0	7- 0				
6- 1	0- 1	0- 0	HOME	2- 0	4- 0	4- 0				
4- 1	0- 1	2- 0	AWAY	0- 0	2- 0	2- 0				
1- 0	0- 0	0- 0	NEUTRAL	0- 0	1- 0	1- 0				
11- 1	2- 0	2- 0	CONFERENCE	4- 1	3- 0	1- 0				
5- 1	2- 0	1- 0	HOME	1- 1	1- 0	1- 0				
6- 0	0- 0	1- 0	AWAY	3- 0	2- 0	0- 0				
0- 0	0- 0	0- 0	NEUTRAL	0- 0	0- 0	0- 0				

RPI	S	Opponent	Score	RPI	S	Opponent	Score	RPI	S	Opponent	Score	RPI	S	Opponent	Score
1	A	UConn	72 97	26	A	Rutgers	72 54	54	A	Michigan St.	76 68	184	A	Northwestern	68 65
6	H	Ohio St.	99 69	26	H	Rutgers	88 60	54	H	Michigan St.	68 82	185	A	Wisconsin	71 44
18	H	South Carolina	86 94	28	A	Virginia	60 59	65	H	Indiana	74 70	211	A	Akron	75 54
21	H	Iowa	80 64	47	A	Miami (FL)	79 71	66	A	Nebraska	64 57	214	H	Illinois	100 65
								79	H	Albany (NY)	91 58	231	H	Loyola Maryland	114 45
								83	A	Penn St.	69 65	245	H	Niagara	92 65
								93	H	George Washington	80 54	248	H	Howard	111 49
												269	H	Mt. St. Mary's	97 57
												301	N	Kennesaw St.	89 35
												306	A	Coppin St.	113 49

LAST 12 Division I GAMES:															
47	A	Miami (FL)	79 71	6	H	Ohio St.	99 69	65	H	Indiana	74 70	54	H	Michigan St.	68 82
26	A	Rutgers	72 54	26	H	Rutgers	88 60	185	A	Wisconsin	71 44	21	H	Iowa	80 64
54	A	Michigan St.	76 68	47	A	Northwestern	68 65	83	A	Penn St.	69 65				
66	A	Nebraska	64 57												

Non-Div I Games:

Maryland

Average RPI Win:	283	WON-LOST	WINNING	LAST 10	STRENGTH OF	OPP. STRENGTH	TEAM	ADJ.	CONF.	ADJ CONF.
Average RPI Loss:	160	RECORD	PCT. RANK	GAMES	SCHEDULE	OF SCHEDULE	RPI	RPI	RPI	RPI
DIV. I ONLY	9- 14	236	3- 7	325	205	285	285	12	12	
DIV. I NON-CONF.	6- 5	153	0- 0	345	311	288	288	10	10	

TOTALS	RPI 1-25	RPI 26-50	W-L RECORDS	RPI 51-100	RPI 101-999	RPI 201+				
9- 14	0- 0	0- 1	OVERALL	1- 2	8- 11	8- 3				
5- 6	0- 0	0- 1	HOME	1- 1	4- 4	4- 0				
3- 8	0- 0	0- 0	AWAY	0- 1	3- 7	3- 3				
1- 0	0- 0	0- 0	NEUTRAL	0- 0	1- 0	1- 0				
6- 5	0- 0	0- 0	NON-CONFERENCE	1- 0	5- 5	5- 2				
3- 2	0- 0	0- 0	HOME	1- 0	2- 2	2- 0				
2- 3	0- 0	0- 0	AWAY	0- 0	2- 3	2- 2				
1- 0	0- 0	0- 0	NEUTRAL	0- 0	1- 0	1- 0				
3- 9	0- 0	0- 1	CONFERENCE	0- 2	3- 6	3- 1				
2- 4	0- 0	0- 1	HOME	0- 1	2- 2	2- 0				
1- 5	0- 0	0- 0	AWAY	0- 1	1- 4	1- 1				
0- 0	0- 0	0- 0	NEUTRAL	0- 0	0- 0	0- 0				

RPI 1-25				RPI 26-50				RPI 51-100				RPI 101+				Team's RPI: 285
RPI	S	Opponent	Score	RPI	S	Opponent	Score	RPI	S	Opponent	Score	RPI	S	Opponent	Score	
				39	H	Dayton	49 78	68	A	Duquesne	57 60	103	A	Saint Louis	63 64	
								70	H	Fordham	51 62	110	A	George Mason	60 71	
								87	H	Liberty	64 61	137	H	Northeastern	54 64	
												159	A	Dav idson	81 87	
												162	H	Saint Joseph's	79 84	
												168	H	Marist	60 88	
												169	A	North Dakota	52 82	
												200	H	Ri chmond	39 51	
												237	H	La Salle	69 66	
												256	A	St. Bonaventure	59 69	
												260	H	Towson	72 49	
												284	A	North Dakota St.	70 82	
												288	H	VCU	79 75	
												314	A	Incarnate Word	64 45	
												318	A	UTRGV	59 67	
												332	A	Rhode Isl and	61 59	
												337	N	Mi ssi ssi ppi Val .	85 46	
												345	H	Saint Peter's	81 65	
												347	A	UMass Lowell	73 63	

LAST 12 Division I GAMES:																
				110	A	George Mason	60 71	288	H	VCU	79 75					
				39	H	Dayton	49 78	103	A	Saint Louis	63 64					
				237	H	La Salle	69 66	162	H	Saint Joseph's	79 84					
				200	H	Ri chmond	39 51	256	A	St. Bonaventure	59 69					
				332	A	Rhode Isl and	61 59	70	H	Fordham	51 62					
				159	A	Davi dson	81 87	68	A	Duquesne	57 60					

Non-Div I Games: Me.-Fort Kent 111 45 Fisher 121 38

Massachusetts

■ Loss,
 ■ Non-Conf,
 ■ S Site,
 ■ Home
 ■ Away
 N Neutral

Average RPI Win: 314
Average RPI Loss: 150

WON-LOST
RECORD

WINNING
PCT. RANK

LAST 10
GAMES

STRENGTH OF
SCHEDULE

OPP. STRENGTH
OF SCHEDULE

TEAM
RPI

ADJ.
RPI

CONF.
RPI

ADJ CONF.
RPI

DIV. I ONLY	8- 12	227	5- 5	317	216	259	259	26	26
DIV. I NON-CONF.	1- 7	310	0- 0	99	117	276	276	25	25
<hr/>									
TOTALS	RPI 1-25	RPI 26-50	W-L RECORDS	RPI 51-100	RPI 101-999	RPI 201+			
8- 12	0- 2	0- 0	OVERALL	0- 0	8- 10	8- 4			
3- 5	0- 0	0- 0	HOME	0- 0	3- 5	3- 4			
5- 7	0- 2	0- 0	AWAY	0- 0	5- 5	5- 0			
0- 0	0- 0	0- 0	NEUTRAL	0- 0	0- 0	0- 0			
1- 7	0- 2	0- 0	NON-CONFERENCE	0- 0	1- 5	1- 1			
1- 2	0- 0	0- 0	HOME	0- 0	1- 2	1- 1			
0- 5	0- 2	0- 0	AWAY	0- 0	0- 3	0- 0			
0- 0	0- 0	0- 0	NEUTRAL	0- 0	0- 0	0- 0			
7- 5	0- 0	0- 0	CONFERENCE	0- 0	7- 5	7- 3			
2- 3	0- 0	0- 0	HOME	0- 0	2- 3	2- 3			
5- 2	0- 0	0- 0	AWAY	0- 0	5- 2	5- 0			
0- 0	0- 0	0- 0	NEUTRAL	0- 0	0- 0	0- 0			

RPI	S	Opponent	Score
8	A	Baylor	34 95
9	A	Texas	34 100

RPI	S	Opponent	Score
-----	---	----------	-------

RPI	S	Opponent	Score
-----	---	----------	-------

RPI	S	Opponent	Score
102	H	Tulane	66 70
111	A	Lamar University	58 83
132	A	SFA	58 73
157	A	Louisiana Tech	62 78
158	A	Louisiana	86 98
191	A	SMU	59 65
217	H	Abilene Christian	75 80
226	H	New Orleans	64 77
235	H	Grambling	60 75
249	H	Nicholls St.	54 61
294	A	Southeastern La.	77 65
294	H	Southeastern La.	69 47
311	A	Northwestern St.	60 44
311	H	Northwestern St.	72 67
314	A	Incarinate Word	66 57
322	A	Houston Baptist	86 74
331	A	Sam Houston St.	66 63
336	H	La.-Monroe	65 61

LAST 12 Division I GAMES:

294	H	Southeastern La.	69 47	294	A	Southeastern La.	77 65
132	A	SFA	58 73	249	H	Nicholls St.	54 61
311	A	Northwestern St.	60 44	226	H	New Orleans	64 77
331	A	Sam Houston St.	66 63	217	H	Abilene Christian	75 80
111	A	Lamar University	58 83	311	H	Northwestern St.	72 67
322	A	Houston Baptist	86 74	314	A	Incarinate Word	66 57

Non-Div I Games: LSU-Alexandria 73 53 Louisiana Col. 84 46 Southern-N. O. 76 61

McNeese

Loss, Non-Conf, S Site, H Home A Away N Neutral

Average RPI	Win:	209	WON-LOST	WINNING	LAST 10	STRENGTH OF	OPP. STRENGTH	TEAM	ADJ.	CONF.	ADJ CONF.
Average RPI	Loss:	98	RECORD	PCT. RANK	GAMES	SCHEDULE	OF SCHEDULE	RPI	RPI	RPI	RPI
DIV. I ONLY		7- 17	279	2- 8	47	85	193	193	7	7	
DIV. I NON-CONF.		5- 8	220	1- 0	96	148	212	212	7	7	

TOTALS	RPI 1-25		RPI 26-50		W-L RECORDS	RPI 51-100		RPI 101-999		RPI 201+	
7- 17	0- 4		0- 2		OVERALL	1- 2		6- 9		4- 1	
5- 7	0- 1		0- 1		HOME	1- 1		4- 4		4- 1	
2- 7	0- 1		0- 1		AWAY	0- 1		2- 4		0- 0	
0- 3	0- 2		0- 0		NEUTRAL	0- 0		0- 1		0- 0	
5- 8	0- 2		0- 0		NON-CONFERENCE	1- 1		4- 5		3- 1	
4- 3	0- 0		0- 0		HOME	1- 1		3- 2		3- 1	
1- 2	0- 0		0- 0		AWAY	0- 0		1- 2		0- 0	
0- 3	0- 2		0- 0		NEUTRAL	0- 0		0- 1		0- 0	
2- 9	0- 2		0- 2		CONFERENCE	0- 1		2- 4		1- 0	
1- 4	0- 1		0- 1		HOME	0- 0		1- 2		1- 0	
1- 5	0- 1		0- 1		AWAY	0- 1		1- 2		0- 0	
0- 0	0- 0		0- 0		NEUTRAL	0- 0		0- 0		0- 0	

RPI 1-25				RPI 26-50				RPI 51-100				RPI 101+ Team's RPI: 193			
RPI	S	Opponent	Score	RPI	S	Opponent	Score	RPI	S	Opponent	Score	RPI	S	Opponent	Score
1	A	UConn	49 97	27	H	South Fla.	62 81	61	A	Houston	55 66	114	A	Little Rock	57 86
1	H	UConn	36 93	40	A	UCF	41 61	69	H	IUPUI	57 80	130	A	Vanderbilt	71 60
6	N	Ohio St.	69 100					81	H	UAB	64 62	135	A	Cincinnati	53 64
24	N	DePaul	67 81									149	N	Kent St.	55 70
												153	A	Wichita St.	61 69
												153	H	Wichita St.	64 77
												157	A	Louisiana Tech	40 65
												164	H	Southern Ill.	56 68
												170	A	Tulsa	69 48
												191	H	SMU	35 53
												207	H	East Carolina	72 36
												214	H	Illinois	47 63
												235	H	Grambling	57 48
												309	H	Jackson St.	64 53
												333	H	Tennessee St.	79 75

LAST 12 Division I GAMES:															
191	H	SMU	35 53	27	H	South Fla.	62 81	170	A	Tulsa	69 48				
61	A	Houston	55 66	40	A	UCF	41 61	153	A	Wichita St.	61 69				
153	H	Wichita St.	64 77	1	H	UConn	36 93	207	H	East Carolina	72 36				
135	A	Cincinnati	53 64					1	A	UConn	49 97				
								235	H	Grambling	57 48				

Non-Div I Games:

Memphis

Average RPI Win: 210
Average RPI Loss: 35

WON-LOST
RECORD

WINNING
PCT. RANK

LAST 10
GAMES

STRENGTH OF
SCHEDULE

OPP. STRENGTH
OF SCHEDULE

TEAM
RPI

ADJ.
RPI

CONF.
RPI

ADJ CONF.
RPI

DIV. I ONLY	23- 2	5	10- 0	235	158	56	56	17	17
DIV. I NON-CONF.	13- 2	20	2- 0	242	160	67	67	16	16
<hr/>									
TOTALS	RPI 1-25	RPI 26-50	W-L RECORDS	RPI 51-100	RPI 101-999	RPI 201+			
23- 2	0- 1	1- 1	OVERALL	2- 0	20- 0	12- 0			
11- 1	0- 1	0- 0	HOME	1- 0	10- 0	7- 0			
11- 0	0- 0	1- 0	AWAY	1- 0	9- 0	4- 0			
1- 1	0- 0	0- 1	NEUTRAL	0- 0	1- 0	1- 0			
13- 2	0- 1	1- 1	NON-CONFERENCE	1- 0	11- 0	8- 0			
6- 1	0- 1	0- 0	HOME	1- 0	5- 0	4- 0			
6- 0	0- 0	1- 0	AWAY	0- 0	5- 0	3- 0			
1- 1	0- 0	0- 1	NEUTRAL	0- 0	1- 0	1- 0			
10- 0	0- 0	0- 0	CONFERENCE	1- 0	9- 0	4- 0			
5- 0	0- 0	0- 0	HOME	0- 0	5- 0	3- 0			
5- 0	0- 0	0- 0	AWAY	1- 0	4- 0	1- 0			
0- 0	0- 0	0- 0	NEUTRAL	0- 0	0- 0	0- 0			

RPI 1-25				RPI 26-50				RPI 51-100				Team's RPI : 56				RPI 101+			
RPI	S	Opponent	Score	RPI	S	Opponent	Score	RPI	S	Opponent	Score	RPI	S	Opponent	Score	RPI	S	Opponent	Score
22	H	Georgia	54 72	40	A	UCF	73 64	93	H	George Washington	61 44	104	A	North Carolina	97 86				
				48	N	Western Ky.	62 67	100	A	Chattanooga	71 50	122	A	ETSU	85 65				
												159	H	Davidson	69 54				
												161	A	Samford	73 59				
												161	H	Samford	48 45				
												186	A	Charlotte	90 74				
												188	A	Furman	86 64				
												188	H	Furman	65 53				
												212	A	Fla. Atlantic	66 55				
												220	H	UNCG	80 57				
												228	A	UNC Asheville	67 56				
												246	A	Campbell	58 57				
												248	H	Howard	70 44				
												288	N	VCU	70 54				
												298	A	Wofford	71 46				
												298	H	Wofford	80 39				
												312	H	Western Caro.	72 50				
												316	H	South Carolina St.	74 53				
												323	H	Ga. Southern	72 45				
												342	H	Winthrop	93 45				
LAST 12 Division I GAMES:																			
161	H	Samford	48 45	220	H	UNCG	80 57	161	A	Samford	73 59	188	A	Furman	86 64				
298	H	Wofford	80 39	298	H	Wofford	71 46	186	A	Charlotte	90 74	104	A	North Carolina	97 86				
188	H	Furman	65 53																
100	A	Chattanooga	71 50																
122	A	ETSU	85 65																
312	H	Western Caro.	72 50																

Non-Div I Games:

Mercer

Loss, Non-Conf, S Site, H Home A Away N Neutral

Average RPI	Win:	147	WON-LOST	WINNING	LAST 10	STRENGTH OF	OPP. STRENGTH	TEAM	ADJ.	CONF.	ADJ CONF.
Average RPI	Loss:	41	RECORD	PCT. RANK	GAMES	SCHEDULE	OF SCHEDULE	RPI	RPI	RPI	RPI
DIV. I ONLY		17- 8		71	6- 4	37	24	47	47	1	1
DIV. I NON-CONF.		10- 3		52	0- 0	176	78	95	95	1	1

TOTALS	RPI 1-25		RPI 26-50		W-L RECORDS	RPI 51-100		RPI 101-999		RPI 201+	
17- 8	2- 5		1- 0		OVERALL	4- 1		10- 2		6- 0	
11- 5	2- 3		1- 0		HOME	3- 1		5- 1		4- 0	
4- 3	0- 2		0- 0		AWAY	1- 0		3- 1		1- 0	
2- 0	0- 0		0- 0		NEUTRAL	0- 0		2- 0		1- 0	
10- 3	0- 1		0- 0		NON-CONFERENCE	3- 1		7- 1		5- 0	
8- 2	0- 1		0- 0		HOME	3- 1		5- 0		4- 0	
0- 1	0- 0		0- 0		AWAY	0- 0		0- 1		0- 0	
2- 0	0- 0		0- 0		NEUTRAL	0- 0		2- 0		1- 0	
7- 5	2- 4		1- 0		CONFERENCE	1- 0		3- 1		1- 0	
3- 3	2- 2		1- 0		HOME	0- 0		0- 1		0- 0	
4- 2	0- 2		0- 0		AWAY	1- 0		3- 0		1- 0	
0- 0	0- 0		0- 0		NEUTRAL	0- 0		0- 0		0- 0	

RPI 1-25				RPI 26-50				RPI 51-100				RPI 101+			
RPI	S	Opponent	Score	RPI	S	Opponent	Score	RPI	S	Opponent	Score	RPI	S	Opponent	Score
2	A	Notre Dame	76 83	36	H	Syracuse	72 67	53	H	St. John's (NY)	64 74	104	A	North Carolina	92 72
4	H	Louisville	74 84					54	H	Michigan St.	67 57	106	H	Wake Forest	50 61
5	A	Florida St.	67 105					63	A	Virginia Tech	82 78	123	H	Bethune-Cookman	85 39
5	H	Florida St.	71 91					80	H	Maine	80 70	140	A	Clemson	72 60
13	H	Maryland	71 79					97	H	Kentucky	65 54	142	A	Colorado	61 67
16	H	Duke	51 48									164	N	Southern Ill.	75 65
19	H	NC State	52 48									208	A	Boston College	65 43

Team's RPI: 47															
LAST 12 Division I GAMES:															
5	H	Florida St.	71 91	36	H	Syracuse	72 67	140	A	Clemson	72 60	5	A	Florida St.	67 105
19	H	NC State	52 48	104	A	North Carolina	92 72	106	H	Wake Forest	50 61	2	A	Notre Dame	76 83
63	A	Virginia Tech	82 78	4	H	Louisville	74 84	16	H	Duke	51 48				
208	A	Boston College	65 43												

Non-Div I Games:

Miami (FL)

Average RPI	Win:	199	WON-LOST	WINNING	LAST 10	STRENGTH OF	OPP. STRENGTH	TEAM	ADJ.	CONF.	ADJ CONF.
Average RPI	Loss:	86	RECORD	PCT. RANK	GAMES	SCHEDULE	OF SCHEDULE	RPI	RPI	RPI	RPI
DIV. I ONLY		15- 9		100	6- 4	114	139	91	91	8	8
DIV. I NON-CONF.		8- 3		65	0- 0	255	319	103	103	8	8

TOTALS	RPI 1-25		RPI 26-50		W-L RECORDS	RPI 51-100		RPI 101-999		RPI 201+	
15- 9	0- 2		0- 2		OVERALL	3- 1		12- 4		9- 1	
9- 3	0- 1		0- 1		HOME	2- 0		7- 1		6- 1	
5- 6	0- 1		0- 1		AWAY	1- 1		4- 3		3- 0	
1- 0	0- 0		0- 0		NEUTRAL	0- 0		1- 0		0- 0	
8- 3	0- 0		0- 0		NON-CONFERENCE	1- 1		7- 2		6- 0	
5- 0	0- 0		0- 0		HOME	0- 0		5- 0		5- 0	
2- 3	0- 0		0- 0		AWAY	1- 1		1- 2		1- 0	
1- 0	0- 0		0- 0		NEUTRAL	0- 0		1- 0		0- 0	
7- 6	0- 2		0- 2		CONFERENCE	2- 0		5- 2		3- 1	
4- 3	0- 1		0- 1		HOME	2- 0		2- 1		1- 1	
3- 3	0- 1		0- 1		AWAY	0- 0		3- 1		2- 0	
0- 0	0- 0		0- 0		NEUTRAL	0- 0		0- 0		0- 0	

RPI	S	Opponent	Score	RPI	S	Opponent	Score	RPI	S	Opponent	Score	RPI	S	Opponent	Score
20	A	Buffalo	67 72	29	H	Central Mich.	66 84	52	A	Purdue	66 75	109	A	Western Mich.	70 81
20	H	Buffalo	49 64	42	A	Ball St.	61 86	64	H	Toledo	67 58	124	A	Northern Ill.	77 62
								69	A	IUPUI	96 83	124	H	Northern Ill.	67 65
								77	H	Ohio	64 55	135	A	Cincinnati	62 73
												146	A	Loyola Marymount	71 84
												180	N	Denver	69 52
												205	A	Bowling Green	66 62
												210	H	Jacksonville St.	58 55
												211	H	Akron	75 67
												223	A	Eastern Mich.	73 69
												223	H	Eastern Mich.	59 74
												264	A	Indiana St.	68 56
												281	H	Valparaiso	77 68
												289	H	Cani sus	72 47
												317	H	Detroit Mercy	91 64
												344	H	Florida A&M	73 33

LAST 12 Division I GAMES:															
20	H	Buffalo	49 64	109	A	Western Mich.	70 81								
64	H	Toledo	67 58	211	H	Akron	75 67								
205	A	Bowling Green	66 62	223	H	Eastern Mich.	59 74								
124	A	Northern Ill.	77 62	20	A	Buffalo	67 72								
77	H	Ohio	64 55	29	H	Central Mich.	66 84								
223	A	Eastern Mich.	73 69	42	A	Ball St.	61 86								

Non-Div I Games:

Mi ami (OH)

Average RPI Win:	160	WON-LOST	WINNING	LAST 10	STRENGTH OF	OPP. STRENGTH	TEAM	ADJ.	CONF.	ADJ CONF.
Average RPI Loss:	24	RECORD	PCT. RANK	GAMES	SCHEDULE	OF SCHEDULE	RPI	RPI	RPI	RPI
DIV. I ONLY	20- 7	50	7- 3	84	16	43	43	3	3	
DIV. I NON-CONF.	11- 2	22	0- 0	167	63	47	47	4	4	

TOTALS	RPI 1-25	RPI 26-50	W-L RECORDS	RPI 51-100	RPI 101-999	RPI 201+				
20- 7	1- 4	1- 1	OVERALL	6- 2	12- 0	7- 0				
13- 3	0- 2	1- 0	HOME	4- 1	8- 0	5- 0				
7- 4	1- 2	0- 1	AWAY	2- 1	4- 0	2- 0				
0- 0	0- 0	0- 0	NEUTRAL	0- 0	0- 0	0- 0				
11- 2	0- 2	1- 0	NON-CONFERENCE	2- 0	8- 0	6- 0				
8- 1	0- 1	1- 0	HOME	1- 0	6- 0	4- 0				
3- 1	0- 1	0- 0	AWAY	1- 0	2- 0	2- 0				
0- 0	0- 0	0- 0	NEUTRAL	0- 0	0- 0	0- 0				
9- 5	1- 2	0- 1	CONFERENCE	4- 2	4- 0	1- 0				
5- 2	0- 1	0- 0	HOME	3- 1	2- 0	1- 0				
4- 3	1- 1	0- 1	AWAY	1- 1	2- 0	0- 0				
0- 0	0- 0	0- 0	NEUTRAL	0- 0	0- 0	0- 0				

RPI 1-25				RPI 26-50				RPI 51-100				RPI 101+			
RPI	S	Opponent	Score	RPI	S	Opponent	Score	RPI	S	Opponent	Score	RPI	S	Opponent	Score
2	H	Notre Dame	63 83	26	A	Rutgers	56 63	52	H	Purdue	79 81	110	H	George Mason	75 61
4	A	Louisville	49 74	32	H	Marquette	82 76	54	A	Michigan St.	61 66	149	H	Kent St.	54 41
6	A	Ohio St.	84 75					54	H	Michigan St.	74 48	184	A	Northwestern	80 59
6	H	Ohio St.	71 78					65	H	Indiana	84 79	184	H	Northwestern	84 63
21	A	Iowa	72 82					66	A	Nebraska	69 64	185	A	Wisconsin	80 57
								77	A	Ohio	74 61	214	H	Illinois	86 42
								83	H	Penn St.	89 69	219	H	Oakland	78 69
								87	H	Liberty	74 50	229	H	North Florida	79 34
												279	A	LIU Brooklyn	86 49
												317	A	Detroit Mercy	86 50
												320	H	Fort Wayne	77 45
												330	H	Delaware St.	105 36

LAST 12 Division I GAMES:															
54	A	Michigan St.	61 66	214	H	Illinois	86 42								
184	H	Northwestern	84 63	6	A	Ohio St.	84 75								
26	A	Rutgers	56 63	66	A	Nebraska	69 64								
52	H	Purdue	79 81	65	H	Indiana	84 79								
184	A	Northwestern	80 59	6	H	Ohio St.	71 78								
54	H	Michigan St.	74 48	185	A	Wisconsin	80 57								

Non-Div I Games:

Mi chi gan

Average RPI Win:	231	WON-LOST	WINNING	LAST 10	STRENGTH OF	OPP. STRENGTH	TEAM	ADJ.	CONF.	ADJ CONF.
Average RPI Loss:	93	RECORD	PCT. RANK	GAMES	SCHEDULE	OF SCHEDULE	RPI	RPI	RPI	RPI
DIV. I ONLY	15- 9	100	7- 3	199	120	119	119	18	18	
DIV. I NON-CONF.	8- 5	111	1- 0	249	38	119	119	20	20	

TOTALS	RPI 1-25	RPI 26-50	W-L RECORDS	RPI 51-100	RPI 101-999	RPI 201+				
15- 9	0- 1	0- 2	OVERALL	1- 2	14- 4	10- 0				
7- 3	0- 0	0- 0	HOME	1- 1	6- 2	4- 0				
7- 5	0- 1	0- 1	AWAY	0- 1	7- 2	5- 0				
1- 1	0- 0	0- 1	NEUTRAL	0- 0	1- 0	1- 0				
8- 5	0- 1	0- 1	NON-CONFERENCE	1- 1	7- 2	5- 0				
5- 0	0- 0	0- 0	HOME	1- 0	4- 0	3- 0				
2- 4	0- 1	0- 0	AWAY	0- 1	2- 2	1- 0				
1- 1	0- 0	0- 1	NEUTRAL	0- 0	1- 0	1- 0				
7- 4	0- 0	0- 1	CONFERENCE	0- 1	7- 2	5- 0				
2- 3	0- 0	0- 0	HOME	0- 1	2- 2	1- 0				
5- 1	0- 0	0- 1	AWAY	0- 0	5- 0	4- 0				
0- 0	0- 0	0- 0	NEUTRAL	0- 0	0- 0	0- 0				

RPI 1-25				RPI 26-50				RPI 51-100				RPI 101+ Team's RPI: 119			
RPI	S	Opponent	Score	RPI	S	Opponent	Score	RPI	S	Opponent	Score	RPI	S	Opponent	Score
4	A	Louisville	26 80	48	A	Western Ky.	43 57	67	A	Georgia Tech	45 48	102	A	Tulane	44 62
				50	N	Southern California	57 72	81	H	UAB	51 59	130	A	Vanderbilt	65 54
								97	H	Kentucky	62 57	131	A	Ole Miss	56 65
												136	A	UTEP	54 45
												157	H	Louisiana Tech	49 66
												166	H	Troy	73 57
												186	H	Charlotte	64 45
												194	H	Southern Miss.	53 61
												212	A	Fla. Atlantic	69 65
												222	H	North Texas	56 48
												228	A	UNC Asheville	72 57
												262	H	Lipscomb	72 48
												289	N	Canisius	55 45
												296	A	UTSA	62 47
												299	H	Tennessee Tech	58 44
												303	A	FIU	63 59
												306	H	Coppin St.	69 39
												334	A	Marshall	73 57

LAST 12 Division I GAMES:															
303	A	FIU	63 59	222	H	North Texas	56 48	136	A	UTEP	54 45	296	A	UTSA	62 47
212	A	Fla. Atlantic	69 65	81	H	UAB	51 59	48	A	Western Ky.	43 57				
157	H	Louisiana Tech	49 66	97	H	Kentucky	62 57								
186	H	Charlotte	64 45												
334	A	Marshall	73 57												
194	H	Southern Miss.	53 61												

Non-Div I Games:

Middle Tenn.

Loss,
Non-Conf,
S Site,
H Home
A Away
N Neutral

Average RPI Win:	237	WON-LOST	WINNING	LAST 10	STRENGTH OF	OPP. STRENGTH	TEAM	ADJ.	CONF.	ADJ CONF.
Average RPI Loss:	77	RECORD	PCT. RANK	GAMES	SCHEDULE	OF SCHEDULE	RPI	RPI	RPI	RPI
DIV. I ONLY	17- 8	71	7- 3	215	152	113	113	11	11	
DIV. I NON-CONF.	9- 3	61	0- 0	285	170	116	116	15	15	

TOTALS	RPI 1-25	RPI 26-50	W-L RECORDS	RPI 51-100	RPI 101-999	RPI 201+				
17- 8	0- 2	0- 1	OVERALL	1- 4	16- 1	10- 1				
7- 4	0- 1	0- 1	HOME	1- 1	6- 1	4- 1				
9- 3	0- 1	0- 0	AWAY	0- 2	9- 0	6- 0				
1- 1	0- 0	0- 0	NEUTRAL	0- 1	1- 0	0- 0				
9- 3	0- 0	0- 1	NON-CONFERENCE	0- 2	9- 0	5- 0				
3- 1	0- 0	0- 1	HOME	0- 0	3- 0	3- 0				
5- 1	0- 0	0- 0	AWAY	0- 1	5- 0	2- 0				
1- 1	0- 0	0- 0	NEUTRAL	0- 1	1- 0	0- 0				
8- 5	0- 2	0- 0	CONFERENCE	1- 2	7- 1	5- 1				
4- 3	0- 1	0- 0	HOME	1- 1	3- 1	1- 1				
4- 2	0- 1	0- 0	AWAY	0- 1	4- 0	4- 0				
0- 0	0- 0	0- 0	NEUTRAL	0- 0	0- 0	0- 0				

RPI 1-25				RPI 26-50				RPI 51-100				RPI 101+ Team's RPI: 113			
RPI	S	Opponent	Score	RPI	S	Opponent	Score	RPI	S	Opponent	Score	RPI	S	Opponent	Score
12	A	Green Bay	29 52	32	H	Marquette	68 83	61	N	Houston	59 74	105	A	Western Ill.	77 67
12	H	Green Bay	36 65					69	H	IUPUI	68 70	128	H	Cleveland St.	79 72
								85	A	Drake	73 77	184	A	Northwestern	66 57
								99	A	Wright St.	51 56	185	A	Wisconsin	67 64
								99	H	Wright St.	59 53	195	H	Youngstown St.	62 61
												201	N	CSUN	58 50
												219	A	Oakland	74 62
												244	A	Northern Ky.	52 49
												244	H	Northern Ky.	57 60
												255	H	Illinois St.	61 59
												284	H	North Dakota St.	74 38
												307	H	Loyola Chicago	63 41
												317	A	Detroit Mercy	70 61
												320	A	Fort Wayne	60 48
												327	A	Ill.-Chicago	76 53
												327	H	Ill.-Chicago	59 44
												338	A	Chicago St.	84 59

LAST 12 Division I GAMES:															
12	H	Green Bay	36 65	219	A	Oakland	74 62								
244	H	Northern Ky.	57 60	327	A	Ill.-Chicago	76 53								
99	H	Wright St.	59 53	195	H	Youngstown St.	62 61								
327	H	Ill.-Chicago	59 44	128	H	Cleveland St.	79 72								
69	H	IUPUI	68 70	12	A	Green Bay	29 52								
317	A	Detroit Mercy	70 61	99	A	Wright St.	51 56								

Non-Div I Games:

Milwaukee

Average RPI Win: 157		WON-LOST	WINNING	LAST 10	STRENGTH OF		OPP. STRENGTH	TEAM	ADJ.	CONF.	ADJ CONF.
Average RPI Loss: 71		RECORD	PCT. RANK	GAMES	SCHEDULE		OF SCHEDULE	RPI	RPI	RPI	RPI
DIV. I ONLY		19- 6	44	7- 3	135		36	44	44	3	3
DIV. I NON-CONF.		11- 2	22	0- 0	296		91	75	75	4	4

TOTALS		RPI 1-25		RPI 26-50	W-L RECORDS		RPI 51-100	RPI 101-999		RPI 201+	
19- 6	1- 2			0- 1	OVERALL		5- 1	13- 2		6- 1	
11- 1	1- 0			0- 0	HOME		2- 1	8- 0		5- 0	
7- 5	0- 2			0- 1	AWAY		3- 0	4- 2		1- 1	
1- 0	0- 0			0- 0	NEUTRAL		0- 0	1- 0		0- 0	
11- 2	0- 0			0- 0	NON-CONFERENCE		1- 0	10- 2		6- 1	
7- 0	0- 0			0- 0	HOME		0- 0	7- 0		5- 0	
3- 2	0- 0			0- 0	AWAY		1- 0	2- 2		1- 1	
1- 0	0- 0			0- 0	NEUTRAL		0- 0	1- 0		0- 0	
8- 4	1- 2			0- 1	CONFERENCE		4- 1	3- 0		0- 0	
4- 1	1- 0			0- 0	HOME		2- 1	1- 0		0- 0	
4- 3	0- 2			0- 1	AWAY		2- 0	2- 0		0- 0	
0- 0	0- 0			0- 0	NEUTRAL		0- 0	0- 0		0- 0	

RPI	S	Opponent	Score	RPI	S	Opponent	Score	Team's RPI: 44	RPI	S	Opponent	Score	RPI	S	Opponent	Score
6	A	Ohio St.	75 91	26	A	Rutgers	70 80		52	A	Purdue	78 74	104	A	North Carolina	83 88
21	A	Iowa	84 92						54	H	Michigan St.	83 77	106	N	Wake Forest	93 81
21	H	Iowa	77 72						66	H	Nebraska	74 79	133	A	Georgetown	73 63
									83	A	Penn St.	91 71	155	H	Cal Poly	112 68
									83	H	Penn St.	101 68	160	H	Lehigh	107 73
									90	A	UNLV	79 72	184	A	Northwestern	90 63
													185	A	Wisconsin	71 61
													185	H	Wisconsin	90 65
													202	A	San Diego	69 72
													208	H	Boston College	78 68
													213	H	Xavier	74 62
													223	H	Eastern Mich.	80 56
													234	H	UC Riverside	101 75
													288	H	VCU	108 63
													332	A	Rhode Island	82 60

LAST 12 Division I GAMES:																
83	H	Penn St.	101 68	26	A	Rutgers	70 80		83	A	Penn St.	91 71				
52	A	Purdue	78 74						54	H	Michigan St.	83 77				
21	A	Iowa	84 92						6	A	Ohio St.	75 91				
185	A	Wisconsin	71 61						66	H	Nebraska	74 79				
21	H	Iowa	77 72						184	A	Northwestern	90 63				
185	H	Wisconsin	90 65													

Non-Div I Games:

Minnesota

Average RPI	Win:	101	WON-LOST	WINNING	LAST 10	STRENGTH OF	OPP. STRENGTH	TEAM	ADJ.	CONF.	ADJ CONF.
Average RPI	Loss:	0	RECORD	PCT. RANK	GAMES	SCHEDULE	OF SCHEDULE	RPI	RPI	RPI	RPI
DIV. I ONLY		26- 0	1	10- 0	15	29	3	3	2	2	
DIV. I NON-CONF.		14- 0	1	0- 0	34	37	4	4	2	2	

TOTALS	RPI 1-25		RPI 26-50		W-L RECORDS		RPI 51-100		RPI 101-999		RPI 201+
26- 0	7- 0		4- 0		OVERALL		5- 0		10- 0		3- 0
14- 0	2- 0		2- 0		HOME		4- 0		6- 0		2- 0
7- 0	4- 0		0- 0		AWAY		1- 0		2- 0		0- 0
5- 0	1- 0		2- 0		NEUTRAL		0- 0		2- 0		1- 0
14- 0	2- 0		4- 0		NON-CONFERENCE		2- 0		6- 0		3- 0
8- 0	1- 0		2- 0		HOME		1- 0		4- 0		2- 0
1- 0	0- 0		0- 0		AWAY		1- 0		0- 0		0- 0
5- 0	1- 0		2- 0		NEUTRAL		0- 0		2- 0		1- 0
12- 0	5- 0		0- 0		CONFERENCE		3- 0		4- 0		0- 0
6- 0	1- 0		0- 0		HOME		3- 0		2- 0		0- 0
6- 0	4- 0		0- 0		AWAY		0- 0		2- 0		0- 0
0- 0	0- 0		0- 0		NEUTRAL		0- 0		0- 0		0- 0

RPI	S	Opponent	Score	RPI	S	Opponent	Score	RPI	S	Opponent	Score	RPI	S	Opponent	Score
7	A	Tennessee	71 52	28	H	Virginia	68 53	80	H	Maine	83 43	114	H	Little Rock	86 48
11	H	Oregon	90 79	33	N	Arizona St.	65 57	90	A	UNLV	103 63	131	A	Ole Miss	69 49
12	N	Green Bay	67 46	36	N	Syracuse	76 65	94	H	Alabama	75 61	131	H	Ole Miss	76 45
15	A	Missouri	57 53	41	H	Oklahoma St.	79 76	97	H	Kentucky	74 55	158	N	Louisiana	94 37
18	H	South Carolina	67 53					98	H	Arkansas	111 69	163	A	Florida	98 50
22	A	Georgia	86 62									163	H	Florida	90 53
25	A	LSU	83 70									194	H	Southern Miss.	91 56
												209	N	Columbia	90 54
												321	H	Georgia St.	106 50
												337	H	Mississippi Val.	112 36

LAST 12 Division I GAMES:															
97	H	Kentucky	74 55	7	A	Tennessee	71 52	94	H	Alabama	75 61	131	H	Ole Miss	76 45
163	A	Florida	98 50	18	H	South Carolina	67 53	25	A	LSU	83 70	98	H	Arkansas	111 69
15	A	Missouri	57 53	131	A	Ole Miss	69 49	22	A	Georgia	86 62				
163	H	Florida	90 53												

Non-Div I Games:

Mississippi St.

Average RPI Win:	306	WON-LOST	WINNING	LAST 10	STRENGTH OF	OPP. STRENGTH	TEAM	ADJ.	CONF.	ADJ CONF.
Average RPI Loss:	206	RECORD	PCT. RANK	GAMES	SCHEDULE	OF SCHEDULE	RPI	RPI	RPI	RPI
DIV. I ONLY	2- 23	342	2- 8	254	331	337	337	32	32	
DIV. I NON-CONF.	0- 12	337	0- 0	73	174	296	296	32	32	

TOTALS	RPI 1-25	RPI 26-50	W-L RECORDS	RPI 51-100	RPI 101-999	RPI 201+				
2- 23	0- 1	0- 2	OVERALL	0- 3	2- 17	2- 13				
1- 7	0- 0	0- 0	HOME	0- 0	1- 7	1- 6				
1- 11	0- 0	0- 0	AWAY	0- 0	1- 1	1- 0				
0- 5	0- 0	0- 1	NEUTRAL	0- 2	0- 2	0- 2				
0- 12	0- 1	0- 2	NON-CONFERENCE	0- 3	0- 6	0- 4				
0- 1	0- 0	0- 0	HOME	0- 0	0- 1	0- 1				
0- 6	0- 1	0- 1	AWAY	0- 1	0- 3	0- 1				
0- 5	0- 0	0- 1	NEUTRAL	0- 2	0- 2	0- 2				
2- 11	0- 0	0- 0	CONFERENCE	0- 0	2- 11	2- 9				
1- 6	0- 0	0- 0	HOME	0- 0	1- 6	1- 5				
1- 5	0- 0	0- 0	AWAY	0- 0	1- 5	1- 4				
0- 0	0- 0	0- 0	NEUTRAL	0- 0	0- 0	0- 0				

RPI 1-25				RPI 26-50				RPI 51-100				RPI 101+				Team's RPI: 337
RPI	S	Opponent	Score	RPI	S	Opponent	Score	RPI	S	Opponent	Score	RPI	S	Opponent	Score	
3	A	Mississippi St.	36 112	39	N	Dayton	46 65	54	N	Michigan St.	64 83	142	A	Colorado	48 85	
				48	A	Western Ky.	48 87	81	A	UAB	72 87	181	A	Southern U.	58 66	
								85	N	Drake	60 96	181	H	Southern U.	54 70	
												194	A	Southern Miss.	69 84	
												232	A	Texas Southern	39 55	
												235	H	Grambling	62 64	
												249	H	Nicholls St.	57 62	
												263	A	Prairie View	73 78	
												285	N	Massachusetts	46 85	
												295	A	Murray St.	63 64	
												296	N	UTSA	55 68	
												300	A	Alabama St.	41 76	
												300	H	Alabama St.	62 70	
												302	A	Alcorn	62 61	
												302	H	Alcorn	70 76	
												309	H	Jackson St.	72 61	
												315	A	Alabama A&M	48 65	
												315	H	Alabama A&M	49 57	
												340	H	Ark. -Pine Bluff	59 64	

LAST 12 Division I GAMES:																
181	A	Southern U.	58 66	263	A	Prairie View	73 78									
302	A	Alcorn	62 61	232	A	Texas Southern	39 55									
315	H	Alabama A&M	49 57	181	H	Southern U.	54 70									
300	H	Alabama St.	62 70	302	H	Alcorn	70 76									
235	H	Grambling	62 64	315	A	Alabama A&M	48 65									
309	H	Jackson St.	72 61	300	A	Alabama St.	41 76									

Non-Div I Games:

Mississippi Val.

M
i
s
s
o
u
r
i

Missouri				Through Games Of Feb. 12, 2018											
Average RPI	Win:	124	WON-LOST	WINNING	LAST 10	STRENGTH OF	OPP. STRENGTH	TEAM	ADJ.	CONF.	ADJ CONF.				
Average RPI	Loss:	23	RECORD	PCT. RANK	GAMES	SCHEDULE	OF SCHEDULE	RPI	RPI	RPI	RPI				
DIV. I ONLY	20- 5	29	7- 3	36	25	15	15	2	2						
DIV. I NON-CONF.	12- 1	6	0- 0	78	47	14	14	2	2						

TOTALS	RPI 1-25		RPI 26-50		W-L RECORDS	RPI 51-100		RPI 101-999		RPI 201+					
20- 5	1- 4		1- 1		OVERALL	8- 0		10- 0		4- 0					
10- 2	1- 2		0- 0		HOME	4- 0		5- 0		2- 0					
6- 2	0- 2		1- 0		AWAY	2- 0		3- 0		0- 0					
4- 1	0- 0		0- 1		NEUTRAL	2- 0		2- 0		2- 0					
12- 1	0- 0		1- 1		NON-CONFERENCE	4- 0		7- 0		4- 0					
6- 0	0- 0		0- 0		HOME	2- 0		4- 0		2- 0					
2- 0	0- 0		1- 0		AWAY	0- 0		1- 0		0- 0					
4- 1	0- 0		0- 1		NEUTRAL	2- 0		2- 0		2- 0					
8- 4	1- 4		0- 0		CONFERENCE	4- 0		3- 0		0- 0					
4- 2	1- 2		0- 0		HOME	2- 0		1- 0		0- 0					
4- 2	0- 2		0- 0		AWAY	2- 0		2- 0		0- 0					
0- 0	0- 0		0- 0		NEUTRAL	0- 0		0- 0		0- 0					

RPI 1-25 Team's RPI: 15				RPI 26-50				RPI 51-100				RPI 101+			
RPI	S	Opponent	Score	RPI	S	Opponent	Score	RPI	S	Opponent	Score	RPI	S	Opponent	Score
3	H	Mississippi St.	53 57	35	A	California	55 52	55	N	Quinnipiac	66 51	103	H	Saint Louis	70 58
18	A	South Carolina	54 64	48	N	Western Ky.	76 79	65	N	Indiana	75 55	108	A	Missouri St.	69 59
18	H	South Carolina	83 74					84	H	Kansas St.	73 59	130	A	Vanderbilt	81 70
22	A	Georgia	50 62					94	A	Alabama	62 56	131	A	Ole Miss	67 48
25	H	LSU	65 69					97	H	Kentucky	83 78	139	H	SIUE	78 48
								98	A	Arkansas	84 58	163	H	Florida	66 64
								98	H	Arkansas	88 54	213	N	Xavier	74 48
								99	H	Wright St.	82 80	214	H	Illinois	72 55
												226	H	New Orleans	81 45
												306	N	Coppin St.	73 50

LAST 12 Division I GAMES:															
98	A	Arkansas	84 58	98	H	Arkansas	88 54								
97	H	Kentucky	83 78	131	A	Ole Miss	67 48								
163	H	Florida	66 64	130	A	Vanderbilt	81 70								
3	H	Mississippi St.	53 57	18	H	South Carolina	83 74								
18	A	South Carolina	54 64	25	H	LSU	65 69								
22	A	Georgia	50 62	94	A	Alabama	62 56								

M
i
s
s
o
u
r
i

Non-Div I Games:

Missouri

Average RPI Win:	232	WON-LOST	WINNING	LAST 10	STRENGTH OF	OPP. STRENGTH	TEAM	ADJ.	CONF.	ADJ CONF.
Average RPI Loss:	83	RECORD	PCT. RANK	GAMES	SCHEDULE	OF SCHEDULE	RPI	RPI	RPI	RPI
DIV. I ONLY	13- 10	139	8- 2	106	187	108	108	24	24	
DIV. I NON-CONF.	3- 7	254	0- 0	18	41	159	159	22	22	

TOTALS	RPI 1-25	RPI 26-50	W-L RECORDS	RPI 51-100	RPI 101-999	RPI 201+				
13- 10	0- 2	0- 1	OVERALL	0- 4	13- 3	8- 0				
8- 2	0- 1	0- 0	HOME	0- 1	8- 0	4- 0				
5- 6	0- 0	0- 1	AWAY	0- 2	5- 3	4- 0				
0- 2	0- 1	0- 0	NEUTRAL	0- 1	0- 0	0- 0				
3- 7	0- 2	0- 1	NON-CONFERENCE	0- 2	3- 2	0- 0				
3- 1	0- 1	0- 0	HOME	0- 0	3- 0	0- 0				
0- 4	0- 0	0- 1	AWAY	0- 1	0- 2	0- 0				
0- 2	0- 1	0- 0	NEUTRAL	0- 1	0- 0	0- 0				
10- 3	0- 0	0- 0	CONFERENCE	0- 2	10- 1	8- 0				
5- 1	0- 0	0- 0	HOME	0- 1	5- 0	4- 0				
5- 2	0- 0	0- 0	AWAY	0- 1	5- 1	4- 0				
0- 0	0- 0	0- 0	NEUTRAL	0- 0	0- 0	0- 0				

RPI 1-25				RPI 26-50				RPI 51-100				RPI 101+ Team's RPI: 108			
RPI	S	Opponent	Score	RPI	S	Opponent	Score	RPI	S	Opponent	Score	RPI	S	Opponent	Score
8	N	Baylor	58 100	42	A	Bal l St.	58 70	74	N	Penn	60 65	114	A	Little Rock	51 63
15	H	Missouri	59 69					85	A	Drake	65 84	144	A	UNI	57 52
								85	H	Drake	68 80	144	H	UNI	62 52
								94	A	Al abama	61 65	153	A	Wi chi ta St.	58 72
												153	H	Wi chi ta St.	94 71
												164	A	Southern Ill.	69 71
												184	H	Northwestern	90 59
												190	H	Oral Roberts	76 66
												247	A	Bradley	71 65
												247	H	Bradley	74 54
												255	A	Illinois St.	56 50
												255	H	Illinois St.	75 58
												264	A	Indiana St.	77 63
												281	H	Valparaiso	83 60
												307	H	Loyola Chicago	75 36
												348	A	Evansville	95 65

LAST 12 Division I GAMES:															
255	H	Illinois St.	75 58	281	H	Valparaiso	83 60								
247	H	Bradley	74 54	247	A	Bradley	71 65								
85	A	Drake	65 84	255	A	Illinois St.	56 50								
144	A	UNI	57 52	144	H	UNI	62 52								
164	A	Southern Ill.	69 71	85	H	Drake	68 80								
307	H	Loyola Chicago	75 36	348	A	Evansville	95 65								

Non-Div I Games: Central Mo. 62 36

Missouri St.

Average RPI Win: 289		WON-LOST RECORD	WINNING PCT. RANK	LAST 10 GAMES	STRENGTH OF SCHEDULE	OPP. STRENGTH OF SCHEDULE	TEAM RPI	ADJ. RPI	CONF. RPI	ADJ CONF. RPI
Average RPI Loss: 168										
DIV. I ONLY		8- 17	269	4- 6	243	304	293	293	28	28
DIV. I NON-CONF.		2- 9	295	0- 0	60	278	250	250	26	26
TOTALS		RPI 1-25	RPI 26-50	W-L RECORDS		RPI 51-100	RPI 101-999	RPI 201+		
8- 17	0- 0		0- 0	OVERALL		0- 6	8- 11	8- 6		
6- 7	0- 0		0- 0	HOME		0- 4	6- 3	6- 1		
1- 10	0- 0		0- 0	AWAY		0- 2	1- 8	1- 5		
1- 0	0- 0		0- 0	NEUTRAL		0- 0	1- 0	1- 0		
2- 9	0- 0		0- 0	NON-CONFERENCE		0- 5	2- 4	2- 1		
1- 4	0- 0		0- 0	HOME		0- 3	1- 1	1- 0		
0- 5	0- 0		0- 0	AWAY		0- 2	0- 3	0- 1		
1- 0	0- 0		0- 0	NEUTRAL		0- 0	1- 0	1- 0		
6- 8	0- 0		0- 0	CONFERENCE		0- 1	6- 7	6- 5		
5- 3	0- 0		0- 0	HOME		0- 1	5- 2	5- 1		
1- 5	0- 0		0- 0	AWAY		0- 0	1- 5	1- 4		
0- 0	0- 0		0- 0	NEUTRAL		0- 0	0- 0	0- 0		

RPI 1-25				RPI 26-50				RPI 51-100				RPI 101+ Team's RPI: 293			
RPI	S	Opponent	Score	RPI	S	Opponent	Score	RPI	S	Opponent	Score	RPI	S	Opponent	Score
								55	H	Qui nni pi ac	55 76	140	A	Cl emson	54 57
								63	H	Vi rgi ni a Tech	34 84	141	A	Robert Morris	38 56
								79	H	Al bany (NY)	44 68	160	H	Lehi gh	57 75
								82	A	Navy	49 73	168	A	Mari st	46 69
								89	A	Jacksonvi lle	65 74	168	H	Mari st	57 85
								93	H	George Washi ngton	45 59	206	A	Si ena	41 44
												229	N	North Flori da	67 57
												245	H	Ni agara	65 63
												253	A	Manhattan	53 63
												253	H	Manhattan	63 59
												258	A	Fai rfie ld	55 61
												273	H	Ri der	63 56
												274	A	Fai rlei gh Di cki nson	61 78
												287	H	Sacred Heart	69 64
												289	H	Cani si us	48 60
												339	A	I ona	62 56
												339	H	I ona	68 56
												345	A	Saint Peter' s	47 67
												345	H	Saint Peter' s	51 44
LAST 12 Division I GAMES:															
				253	H	Manhattan	63 59	345	A	Saint Peter' s	47 67				
				245	H	Ni agara	65 63	339	H	I ona	68 56				
				168	H	Mari st	57 85	289	H	Cani si us	48 60				
				206	A	Si ena	41 44	55	H	Qui nni pi ac	55 76				
				273	H	Ri der	63 56	339	A	I ona	62 56				
				253	A	Manhattan	53 63	345	H	Saint Peter' s	51 44				

Non-Div I Games:

Monmouth

Loss, Non-Conf, S Site, H Home A Away N Neutral

Average RPI Win:	255	WON-LOST	WINNING	LAST 10	STRENGTH OF	OPP. STRENGTH	TEAM	ADJ.	CONF.	ADJ CONF.
Average RPI Loss:	132	RECORD	PCT. RANK	GAMES	SCHEDULE	OF SCHEDULE	RPI	RPI	RPI	RPI
DIV. I ONLY	11- 12	191	5- 5	292	128	240	240	19	19	
DIV. I NON-CONF.	3- 7	254	0- 0	143	219	272	272	13	13	
TOTALS	RPI 1-25	RPI 26-50	W-L RECORDS	RPI 51-100	RPI 101-999	RPI 201+				
11- 12	0- 0	0- 4	OVERALL	0- 2	11- 6	7- 4				
8- 4	0- 0	0- 2	HOME	0- 1	8- 1	5- 1				
3- 6	0- 0	0- 1	AWAY	0- 1	3- 4	2- 2				
0- 2	0- 0	0- 1	NEUTRAL	0- 0	0- 1	0- 1				
3- 7	0- 0	0- 2	NON-CONFERENCE	0- 2	3- 3	2- 2				
3- 3	0- 0	0- 1	HOME	0- 1	3- 1	2- 1				
0- 2	0- 0	0- 0	AWAY	0- 1	0- 1	0- 0				
0- 2	0- 0	0- 1	NEUTRAL	0- 0	0- 1	0- 1				
8- 5	0- 0	0- 2	CONFERENCE	0- 0	8- 3	5- 2				
5- 1	0- 0	0- 1	HOME	0- 0	5- 0	3- 0				
3- 4	0- 0	0- 1	AWAY	0- 0	3- 3	2- 2				
0- 0	0- 0	0- 0	NEUTRAL	0- 0	0- 0	0- 0				

RPI S Opponent	Score	RPI S Opponent	Score	RPI S Opponent	Score	RPI S Opponent	Score	Team's RPI: 240
31 A Northern Colo.	50 68	71 A Wyoming	62 67	132 H SFA	60 52			
31 H Northern Colo.	58 64	97 H Kentucky	54 71	138 A Portland St.	53 70			
32 N Marquette	68 87			138 H Portland St.	69 53			
49 H Gonzaga	55 70			145 A Fresno St.	58 61			
				169 A North Dakota	54 43			
				169 H North Dakota	53 51			
				218 H Seattle U	64 78			
				233 A Montana St.	64 81			
				264 N Indiana St.	45 57			
				271 A Sacramento St.	64 79			
				271 H Sacramento St.	68 59			
				313 H Cal St. Fullerton	68 47			
				319 A Northern Ariz.	69 52			
				319 H Northern Ariz.	70 62			
				324 A Southern Utah	74 65			
				324 H Southern Utah	81 71			
				325 H Long Beach St.	67 60			
LAST 12 Division I GAMES:								
271 A Sacramento St.	64 79	233 A Montana St.	64 81					
138 A Portland St.	53 70	138 H Portland St.	69 53					
169 H North Dakota	53 51	271 H Sacramento St.	68 59					
31 H Northern Colo.	58 64	31 A Northern Colo.	50 68					
319 A Northern Ariz.	69 52	169 A North Dakota	54 43					
324 A Southern Utah	74 65	324 H Southern Utah	81 71					

Non-Div I Games: Rocky Mountain 54 38

Montana

Average RPI Win:	254	WON-LOST	WINNING	LAST 10	STRENGTH OF	OPP. STRENGTH	TEAM	ADJ.	CONF.	ADJ CONF.
Average RPI Loss:	149	RECORD	PCT. RANK	GAMES	SCHEDULE	OF SCHEDULE	RPI	RPI	RPI	RPI

DIV. I ONLY	11- 11	175	5- 5	329	122	233	233	19	19
DIV. I NON-CONF.	4- 5	202	0- 0	240	226	199	199	13	13
TOTALS	RPI 1-25	RPI 26-50	W-L RECORDS	RPI 51-100	RPI 101-999	RPI 201+			
11- 11	0- 0	0- 3	OVERALL	1- 0	10- 8	8- 3			
7- 2	0- 0	0- 1	HOME	1- 0	6- 1	4- 0			
3- 8	0- 0	0- 2	AWAY	0- 0	3- 6	3- 3			
1- 1	0- 0	0- 0	NEUTRAL	0- 0	1- 1	1- 0			
4- 5	0- 0	0- 1	NON-CONFERENCE	1- 0	3- 4	2- 2			
2- 0	0- 0	0- 0	HOME	1- 0	1- 0	0- 0			
1- 4	0- 0	0- 1	AWAY	0- 0	1- 3	1- 2			
1- 1	0- 0	0- 0	NEUTRAL	0- 0	1- 1	1- 0			
7- 6	0- 0	0- 2	CONFERENCE	0- 0	7- 4	6- 1			
5- 2	0- 0	0- 1	HOME	0- 0	5- 1	4- 0			
2- 4	0- 0	0- 1	AWAY	0- 0	2- 3	2- 1			
0- 0	0- 0	0- 0	NEUTRAL	0- 0	0- 0	0- 0			

RPI S Opponent	Score	RPI S Opponent	Score	RPI S Opponent	Score	RPI S Opponent	Score
31 A Northern Colo.	69 82	31 H Northern Colo.	63 78	71 H Wyoming	50 46	126 A BYU	54 75
50 A Southern California	47 98					132 H SFA	59 54
						138 A Portland St.	53 62
						138 H Portland St.	60 69
						169 A North Dakota	70 79
						169 H North Dakota	72 56
						189 N Nevada	53 67
						239 A Omaha	53 64
						240 H Montana	81 64
						252 A Hawaii	75 81
						271 A Sacramento St.	77 88
						271 H Sacramento St.	85 50
						297 N Utah St.	64 52
						319 A Northern Ari z.	78 56
						319 H Northern Ari z.	81 39
						324 A Southern Utah	63 57
						324 H Southern Utah	91 71
						325 A Long Beach St.	62 51
LAST 12 Division I GAMES:							
138 A Portland St.	53 62	240 H Montana	81 64				
271 A Sacramento St.	77 88	271 H Sacramento St.	85 50				
31 H Northern Colo.	63 78	138 H Portland St.	60 69				
169 H North Dakota	72 56	169 A North Dakota	70 79				
324 A Southern Utah	63 57	31 A Northern Colo.	69 82				
319 A Northern Ari z.	78 56	319 H Northern Ari z.	81 39				

Non-Div I Games: Mont. St. Billings 67 47 Providence (MT) 66 31

Montana St.

Average RPI Win:	275	WON-LOST	WINNING	LAST 10	STRENGTH OF	OPP. STRENGTH	TEAM	ADJ.	CONF.	ADJ CONF.
Average RPI Loss:	170	RECORD	PCT. RANK	GAMES	SCHEDULE	OF SCHEDULE	RPI	RPI	RPI	RPI
DIV. I ONLY	16- 9	93	7- 3	338	277	215	215	25	25	
DIV. I NON-CONF.	7- 4	102	0- 0	336	271	222	222	27	27	

TOTALS	RPI 1-25	RPI 26-50	W-L RECORDS	RPI 51-100	RPI 101-999	RPI 201+				
16- 9	0- 0	0- 0	OVERALL	0- 3	16- 6	14- 5				
6- 5	0- 0	0- 0	HOME	0- 1	6- 4	5- 3				
10- 4	0- 0	0- 0	AWAY	0- 0	10- 0	9- 0				
0- 0	0- 0	0- 0	NEUTRAL	0- 0	0- 0	0- 0				
7- 4	0- 0	0- 0	NON-CONFERENCE	0- 2	7- 2	6- 2				
2- 2	0- 0	0- 0	HOME	0- 0	2- 2	1- 2				
5- 2	0- 0	0- 0	AWAY	0- 2	5- 0	5- 0				
0- 0	0- 0	0- 0	NEUTRAL	0- 0	0- 0	0- 0				
9- 5	0- 0	0- 0	CONFERENCE	0- 1	9- 4	8- 3				
4- 3	0- 0	0- 0	HOME	0- 1	4- 2	4- 1				
5- 2	0- 0	0- 0	AWAY	0- 0	5- 2	4- 2				
0- 0	0- 0	0- 0	NEUTRAL	0- 0	0- 0	0- 0				

RPI 1-25				RPI 26-50				RPI 51-100				RPI 101+ Team's RPI: 215			
RPI	S	Opponent	Score	RPI	S	Opponent	Score	RPI	S	Opponent	Score	RPI	S	Opponent	Score
								51	A	West Virginia	56 66	139	H	SIUE	51 66
								72	H	Belmont	62 83	164	H	Southern Ill.	85 81
								97	A	Kentucky	53 86	196	A	UT Martin	81 76
												210	A	Jacksonville St.	64 70
												210	H	Jacksonville St.	65 67
												220	H	Gardner-Webb	60 68
												225	A	Southeast Mo. St.	59 56
												225	H	Southeast Mo. St.	60 58
												229	H	North Florida	56 61
												238	A	Austin Peay	66 59
												262	A	Lipscomb	75 55
												266	A	St. Francis Brooklyn	73 59
												271	H	Sacramento St.	75 71
												289	A	Canisius	76 52
												295	A	Murray St.	82 80
												299	A	Tennessee Tech	74 67
												299	H	Tennessee Tech	53 51
												304	A	Eastern Ky.	56 59
												333	H	Tennessee St.	97 81
												338	A	Chicago St.	79 40
												346	H	Eastern Ill.	89 81
												348	A	Evansville	82 75

LAST 12 Division I GAMES:															
				304	A	Eastern Ky.	56 59	299	H	Tennessee Tech	53 51				
				225	H	Southeast Mo. St.	60 58	210	H	Jacksonville St.	65 67				
				72	H	Belmont	62 83	196	A	UT Martin	81 76				
				333	H	Tennessee St.	97 81	225	A	Southeast Mo. St.	59 56				
				238	A	Austin Peay	66 59	139	H	SIUE	51 66				
				295	A	Murray St.	82 80	346	H	Eastern Ill.	89 81				

Non-Div I Games: Brescia 120 41 Ky. Christian 115 39

Morehead St.

Loss, Non-Conf, S Site, H Home A Away N Neutral

Average RPI Win:	310	WON-LOST	WINNING	LAST 10	STRENGTH OF	OPP. STRENGTH	TEAM	ADJ.	CONF.	ADJ CONF.
Average RPI Loss:	185	RECORD	PCT. RANK	GAMES	SCHEDULE	OF SCHEDULE	RPI	RPI	RPI	RPI
DIV. I ONLY	12- 11	162	5- 5	346	313	261	261	30	30	
DIV. I NON-CONF.	5- 6	187	0- 0	269	196	204	204	30	30	

TOTALS	RPI 1-25	RPI 26-50	W-L RECORDS	RPI 51-100	RPI 101-999	RPI 201+				
12- 11	0- 1	0- 2	OVERALL	0- 1	12- 7	12- 6				
7- 2	0- 0	0- 0	HOME	0- 0	7- 2	7- 2				
5- 8	0- 0	0- 0	AWAY	0- 0	5- 0	5- 0				
0- 1	0- 1	0- 0	NEUTRAL	0- 0	0- 0	0- 0				
5- 6	0- 1	0- 2	NON-CONFERENCE	0- 1	5- 2	5- 1				
3- 0	0- 0	0- 0	HOME	0- 0	3- 0	3- 0				
2- 5	0- 0	0- 2	AWAY	0- 1	2- 2	2- 1				
0- 1	0- 1	0- 0	NEUTRAL	0- 0	0- 0	0- 0				
7- 5	0- 0	0- 0	CONFERENCE	0- 0	7- 5	7- 5				
4- 2	0- 0	0- 0	HOME	0- 0	4- 2	4- 2				
3- 3	0- 0	0- 0	AWAY	0- 0	3- 3	3- 3				
0- 0	0- 0	0- 0	NEUTRAL	0- 0	0- 0	0- 0				

RPI 1-25				RPI 26-50				RPI 51-100				RPI 101+ Team's RPI: 261			
RPI	S	Opponent	Score	RPI	S	Opponent	Score	RPI	S	Opponent	Score	RPI	S	Opponent	Score
21	N	Iowa	46 90	36	A	Syracuse	68 95	51	A	West Virginia	41 84	115	A	Colorado St.	44 60
				39	A	Dayton	52 88					204	A	Norfolk St.	55 53
												216	A	N. C. A&T	60 67
												248	H	Howard	61 68
												269	H	Mt. St. Mary's	75 67
												280	H	UMES	63 50
												291	A	Central Conn. St.	61 41
												303	H	FIU	62 51
												306	A	Coppin St.	53 55
												316	H	South Carolina St.	65 55
												330	H	Delaware St.	54 62
												334	A	Marshall	68 73
												335	A	N. C. Central	57 60
												341	A	Savannah St.	70 41
												341	H	Savannah St.	73 67
												343	H	NJIT	55 43
												344	A	Florida A&M	59 44
												344	H	Florida A&M	61 56
												347	A	UMass Lowell	65 59

LAST 12 Division I GAMES:															
344	A	Florida A&M	59 44	306	A	Coppin St.	53 55								
341	A	Savannah St.	70 41	335	A	N. C. Central	57 60								
248	H	Howard	61 68	216	A	N. C. A&T	60 67								
204	A	Norfolk St.	55 53	341	H	Savannah St.	73 67								
316	H	South Carolina St.	65 55	344	H	Florida A&M	61 56								
330	H	Delaware St.	54 62	280	H	UMES	63 50								

Non-Div I Games: Cheyney 123 53 Lincoln (PA) 60 41

Morgan St.

Loss, Non-Conf, S Site, H Home A Away N Neutral

Average RPI Win:	280	WON-LOST	WINNING	LAST 10	STRENGTH OF	OPP. STRENGTH	TEAM	ADJ.	CONF.	ADJ CONF.
Average RPI Loss:	209	RECORD	PCT. RANK	GAMES	SCHEDULE	OF SCHEDULE	RPI	RPI	RPI	RPI
DIV. I ONLY	8- 16	264	3- 7	270	327	269	269	29	29	
DIV. I NON-CONF.	3- 8	268	0- 0	202	228	255	255	29	29	

TOTALS	RPI 1-25	RPI 26-50	W-L RECORDS	RPI 51-100	RPI 101-999	RPI 201+				
8- 16	0- 2	0- 0	OVERALL	0- 0	8- 14	8- 11				
4- 5	0- 0	0- 0	HOME	0- 0	4- 5	4- 4				
4- 11	0- 0	0- 0	AWAY	0- 0	4- 0	4- 0				
0- 0	0- 0	0- 0	NEUTRAL	0- 0	0- 0	0- 0				
3- 8	0- 2	0- 0	NON-CONFERENCE	0- 0	3- 6	3- 5				
2- 1	0- 0	0- 0	HOME	0- 0	2- 1	2- 1				
1- 7	0- 2	0- 0	AWAY	0- 0	1- 5	1- 4				
0- 0	0- 0	0- 0	NEUTRAL	0- 0	0- 0	0- 0				
5- 8	0- 0	0- 0	CONFERENCE	0- 0	5- 8	5- 6				
2- 4	0- 0	0- 0	HOME	0- 0	2- 4	2- 3				
3- 4	0- 0	0- 0	AWAY	0- 0	3- 4	3- 3				
0- 0	0- 0	0- 0	NEUTRAL	0- 0	0- 0	0- 0				

RPI 1-25				RPI 26-50				RPI 51-100				RPI 101+				Team's RPI: 269
RPI	S	Opponent	Score	RPI	S	Opponent	Score	RPI	S	Opponent	Score	RPI	S	Opponent	Score	
2	A	Notre Dame	65 121									112	A	Saint Francis (PA)	88 92	
13	A	Maryland	57 97									141	H	Robert Morris	68 77	
												160	A	Lehigh	71 75	
												213	A	Xavier	45 66	
												220	H	Gardner-Webb	67 75	
												231	H	Loyola Maryland	71 63	
												258	A	Fairfield	65 76	
												261	A	Morgan St.	67 75	
												266	A	St. Francis Brooklyn	73 82	
												266	H	St. Francis Brooklyn	56 75	
												273	H	Rider	82 78	
												274	A	Fairleigh Dickinson	55 53	
												274	H	Fairleigh Dickinson	55 52	
												279	A	LIU Brooklyn	48 53	
												279	H	LIU Brooklyn	59 61	
												280	A	UMES	66 63	
												287	A	Sacred Heart	44 56	
												287	H	Sacred Heart	52 82	
												291	A	Central Conn. St.	68 56	
												292	A	Bryant	68 63	
												306	A	Coppin St.	54 68	
												326	H	Wagner	79 56	

LAST 12 Division I GAMES:																
287	A	Sacred Heart	44 56	112	A	Saint Francis (PA)	88 92									
274	A	Fairleigh Dickinson	55 53	279	A	LIU Brooklyn	48 53									
266	H	St. Francis Brooklyn	56 75	266	A	St. Francis Brooklyn	73 82									
279	H	LIU Brooklyn	59 61	274	H	Fairleigh Dickinson	55 52									
326	H	Wagner	79 56	287	H	Sacred Heart	52 82									
141	H	Robert Morris	68 77	292	A	Bryant	68 63									

Non-Div I Games:

Mt. St. Mary's

Average RPI Win:	290	WON-LOST	WINNING	LAST 10	STRENGTH OF	OPP. STRENGTH	TEAM	ADJ.	CONF.	ADJ CONF.
Average RPI Loss:	179	RECORD	PCT. RANK	GAMES	SCHEDULE	OF SCHEDULE	RPI	RPI	RPI	RPI
DIV. I ONLY	8- 16	264	4- 6	311	265	295	295	25	25	
DIV. I NON-CONF.	3- 7	254	0- 0	321	234	303	303	27	27	

TOTALS	RPI 1-25	RPI 26-50	W-L RECORDS	RPI 51-100	RPI 101-999	RPI 201+				
8- 16	0- 1	0- 0	OVERALL	0- 2	8- 13	8- 7				
5- 6	0- 0	0- 0	HOME	0- 0	5- 6	5- 2				
3- 10	0- 1	0- 0	AWAY	0- 2	3- 7	3- 5				
0- 0	0- 0	0- 0	NEUTRAL	0- 0	0- 0	0- 0				
3- 7	0- 1	0- 0	NON-CONFERENCE	0- 1	3- 5	3- 3				
2- 2	0- 0	0- 0	HOME	0- 0	2- 2	2- 0				
1- 5	0- 1	0- 0	AWAY	0- 1	1- 3	1- 3				
0- 0	0- 0	0- 0	NEUTRAL	0- 0	0- 0	0- 0				
5- 9	0- 0	0- 0	CONFERENCE	0- 1	5- 8	5- 4				
3- 4	0- 0	0- 0	HOME	0- 0	3- 4	3- 2				
2- 5	0- 0	0- 0	AWAY	0- 1	2- 4	2- 2				
0- 0	0- 0	0- 0	NEUTRAL	0- 0	0- 0	0- 0				

RPI 1-25				RPI 26-50				RPI 51-100				RPI 101+ Team's RPI: 295			
RPI	S	Opponent	Score	RPI	S	Opponent	Score	RPI	S	Opponent	Score	RPI	S	Opponent	Score
4	A	Louisville	51 115					72	A	Belmont	65 70	107	H	Butler	59 88
								94	A	Alabama	47 68	122	H	ETSU	68 96
												139	A	SIUE	68 77
												139	H	SIUE	70 75
												196	A	UT Martin	67 85
												196	H	UT Martin	80 97
												210	A	Jacksonville St.	65 97
												215	H	Morehead St.	80 82
												220	A	UNCG	63 52
												225	A	Southeast Mo. St.	70 80
												225	H	Southeast Mo. St.	74 85
												238	H	Austin Peay	91 65
												244	H	Northern Ky.	98 87
												262	A	Lipscomb	64 65
												299	A	Tennessee Tech	72 63
												304	H	Eastern Ky.	75 68
												315	A	Alabama A&M	54 71
												333	A	Tennessee St.	85 73
												337	H	Mississippi Val.	64 63
												346	H	Eastern Ill.	72 61
												348	A	Evansville	81 89

LAST 12 Division I GAMES:															
139	A	SIUE	68 77	333	A	Tennessee St.	85 73								
238	H	Austin Peay	91 65	72	A	Belmont	65 70								
196	A	UT Martin	67 85	299	A	Tennessee Tech	72 63								
225	A	Southeast Mo. St.	70 80	210	A	Jacksonville St.	65 97								
304	H	Eastern Ky.	75 68	196	H	UT Martin	80 97								
215	H	Morehead St.	80 82	225	H	Southeast Mo. St.	74 85								

Non-Div I Games: Bethel (TN) 81 76

Murray St.

Average RPI Win: 297

Average RPI Loss: 99

WON-LOST
RECORDWINNING
PCT. RANKLAST 10
GAMESSTRENGTH OF
SCHEDULEOPP. STRENGTH
OF SCHEDULETEAM
RPIADJ.
RPICONF.
RPIADJ CONF.
RPIDIV. I ONLY
DIV. I NON-CONF.13- 8
3- 7108
2549- 1
0- 0323
187237
71216
271216
27130
3030
30

TOTALS

RPI 1-25

RPI 26-50

W-L RECORDS

RPI 51-100

RPI 101-999

RPI 201+

13- 8
8- 3
5- 3
0- 20- 1
0- 1
0- 0
0- 00- 0
0- 0
0- 0
0- 0OVERALL
HOME
AWAY
NEUTRAL0- 5
0- 1
0- 2
0- 213- 2
8- 1
5- 1
0- 013- 0
8- 0
5- 0
0- 03- 7
3- 2
0- 3
0- 20- 1
0- 1
0- 0
0- 00- 0
0- 0
0- 0
0- 0NON-CONFERENCE
HOME
AWAY
NEUTRAL0- 5
0- 1
0- 2
0- 23- 1
3- 0
0- 1
0- 03- 0
3- 0
0- 0
0- 010- 1
5- 1
5- 0
0- 00- 0
0- 0
0- 0
0- 00- 0
0- 0
0- 0
0- 0CONFERENCE
HOME
AWAY
NEUTRAL0- 0
0- 0
0- 0
0- 010- 1
5- 1
5- 0
0- 010- 0
5- 0
5- 0
0- 0

RPI 1-25

RPI 26-50

RPI 51-100

RPI 101+

Team's RPI: 216

RPI S Opponent Score
22 H Georgia 63 73

RPI S Opponent Score

RPI S Opponent Score
60 H Elon 59 90
68 N Duquesne 60 73
77 A Ohio 65 72
78 N Harvard 60 64
96 A Auburn 53 63RPI S Opponent Score
196 A UT Martin 63 76
197 H Hampton 51 63
204 H Norfolk St. 53 51
248 A Howard 76 68
261 H Morgan St. 67 60
272 H Appalachian St. 81 56
280 A UMES 57 45
306 H Coppin St. 64 63
312 H Western Caro. 68 59
316 A South Carolina St. 74 54
323 H Ga. Southern 60 49
330 A Delaware St. 66 48
330 H Delaware St. 75 55
335 H N. C. Central 67 54
341 A Savannah St. 69 44

LAST 12 Division I GAMES:

341 A Savannah St. 69 44
316 A South Carolina St. 74 54
197 H Hampton 51 63
330 H Delaware St. 75 55
204 H Norfolk St. 53 51
335 H N. C. Central 67 54248 A Howard 76 68
280 A UMES 57 45
306 H Coppin St. 64 63
261 H Morgan St. 67 60
330 A Delaware St. 66 48
77 A Ohio 65 72

Non-Div I Games:

Saint Augustine's 94 42

St. Andrews

90 40

N. C. A&T

Loss, Non-Conf, S Site, H Home A Away N Neutral

Average RPI Win:	315	WON-LOST	WINNING	LAST 10	STRENGTH OF	OPP. STRENGTH	TEAM	ADJ.	CONF.	ADJ CONF.
Average RPI Loss:	212	RECORD	PCT. RANK	GAMES	SCHEDULE	OF SCHEDULE	RPI	RPI	RPI	RPI
DIV. I ONLY	5- 18	309	3- 7	318	326	335	335	30	30	
DIV. I NON-CONF.	1- 11	331	0- 1	286	302	343	343	30	30	

TOTALS	RPI 1-25	RPI 26-50	W-L RECORDS	RPI 51-100	RPI 101-999	RPI 201+				
5- 18	0- 0	0- 1	OVERALL	0- 1	5- 16	5- 12				
4- 4	0- 0	0- 1	HOME	0- 0	4- 3	4- 2				
1- 14	0- 0	0- 0	AWAY	0- 1	1- 13	1- 10				
0- 0	0- 0	0- 0	NEUTRAL	0- 0	0- 0	0- 0				
1- 11	0- 0	0- 1	NON-CONFERENCE	0- 1	1- 9	1- 7				
1- 2	0- 0	0- 1	HOME	0- 0	1- 1	1- 1				
0- 9	0- 0	0- 0	AWAY	0- 1	0- 8	0- 6				
0- 0	0- 0	0- 0	NEUTRAL	0- 0	0- 0	0- 0				
4- 7	0- 0	0- 0	CONFERENCE	0- 0	4- 7	4- 5				
3- 2	0- 0	0- 0	HOME	0- 0	3- 2	3- 1				
1- 5	0- 0	0- 0	AWAY	0- 0	1- 5	1- 4				
0- 0	0- 0	0- 0	NEUTRAL	0- 0	0- 0	0- 0				

RPI 1-25	RPI 26-50	RPI 51-100	RPI 101+	Team's RPI: 335
RPI S Opponent Score	RPI S Opponent Score	RPI S Opponent Score	RPI S Opponent Score	RPI S Opponent Score
	46 H Oregon St. 44 97	60 A El on 50 78	115 A Colorado St. 48 85	
			120 A Iowa St. 58 99	
			123 A Bethune-Cookman 47 57	
			197 H Hampton 53 62	
			204 H Norfolk St. 60 75	
			207 A East Carolina 61 73	
			216 A N. C. A&T 54 67	
			246 H Campbell 51 58	
			248 A Howard 54 69	
			261 H Morgan St. 60 57	
			270 A Presbyterian 60 69	
			275 A Coastal Caro. 65 68	
			280 A UMES 73 84	
			282 A UNCW 63 89	
			283 A USC Upstate 61 66	
			298 A Wofford 56 77	
			306 H Coppin St. 60 52	
			330 A Delaware St. 74 67	
			330 H Delaware St. 76 60	
			344 A Florida A&M 81 84	
			349 H Longwood 87 75	
LAST 12 Division I GAMES:				
	123 A Bethune-Cookman 47 57	248 A Howard 54 69		
	344 A Florida A&M 81 84	261 H Morgan St. 60 57		
	330 H Delaware St. 76 60	306 H Coppin St. 60 52		
	197 H Hampton 53 62	204 H Norfolk St. 60 75		
	216 A N. C. A&T 54 67	330 A Delaware St. 74 67		
	280 A UMES 73 84	283 A USC Upstate 61 66		

Non-Div I Games: Johnson & Wales (NC) 8 51

N. C. Central

N
C
S
t
a
t
e

NC State				Through Games Of Feb. 12, 2018											
Average RPI	Win:	118	WON-LOST	WINNING	LAST 10	STRENGTH OF	OPP. STRENGTH	TEAM	ADJ.	CONF.	ADJ CONF.				
Average RPI	Loss:	27	RECORD	PCT. RANK	GAMES	SCHEDULE	OF SCHEDULE	RPI	RPI	RPI	RPI				
DIV. I ONLY	20- 6	39	8- 2	27	14	19	19	1	1						
DIV. I NON-CONF.	11- 2	22	0- 0	86	35	25	25	1	1						

TOTALS	RPI 1-25		RPI 26-50		W-L RECORDS	RPI 51-100		RPI 101-999		RPI 201+					
20- 6	1- 2		1- 4		OVERALL	5- 0		13- 0		3- 0					
13- 2	1- 1		1- 1		HOME	3- 0		8- 0		2- 0					
6- 3	0- 1		0- 2		AWAY	1- 0		5- 0		1- 0					
1- 1	0- 0		0- 1		NEUTRAL	1- 0		0- 0		0- 0					
11- 2	0- 0		0- 2		NON-CONFERENCE	3- 0		8- 0		2- 0					
8- 0	0- 0		0- 0		HOME	2- 0		6- 0		1- 0					
2- 1	0- 0		0- 1		AWAY	0- 0		2- 0		1- 0					
1- 1	0- 0		0- 1		NEUTRAL	1- 0		0- 0		0- 0					
9- 4	1- 2		1- 2		CONFERENCE	2- 0		5- 0		1- 0					
5- 2	1- 1		1- 1		HOME	1- 0		2- 0		1- 0					
4- 2	0- 1		0- 1		AWAY	1- 0		3- 0		0- 0					
0- 0	0- 0		0- 0		NEUTRAL	0- 0		0- 0		0- 0					

RPI 1-25 Team's RPI: 19				RPI 26-50				RPI 51-100				RPI 101+			
RPI	S	Opponent	Score	RPI	S	Opponent	Score	RPI	S	Opponent	Score	RPI	S	Opponent	Score
4	H	Louisville	47 55	26	A	Rutgers	53 57	60	H	Elon	70 57	102	H	Tulane	79 55
5	H	Florida St.	65 56	28	H	Virginia	63 73	63	A	Virginia Tech	68 51	104	A	North Carolina	66 53
16	A	Duke	56 69	36	H	Syracuse	60 56	67	H	Georgia Tech	56 43	104	H	North Carolina	73 54
				38	N	South Dakota St.	67 75	89	H	Jacksonville	64 44	106	A	Wake Forest	82 68
				47	A	Miami (FL)	48 52	94	N	Alabama	68 49	121	H	South Ala.	71 50

N
C
S
t
a
t
e

Non-Div I Games:

NC State

Average RPI Win:	277	WON-LOST	WINNING	LAST 10	STRENGTH OF	OPP. STRENGTH	TEAM	ADJ.	CONF.	ADJ CONF.
Average RPI Loss:	202	RECORD	PCT. RANK	GAMES	SCHEDULE	OF SCHEDULE	RPI	RPI	RPI	RPI
DIV. I ONLY	2- 23	342	1- 9	266	315	343	343	22	22	
DIV. I NON-CONF.	1- 13	336	0- 1	276	342	344	344	21	21	

TOTALS	RPI 1-25	RPI 26-50	W-L RECORDS	RPI 51-100	RPI 101-999	RPI 201+				
2- 23	0- 0	0- 3	OVERALL	0- 2	2- 18	2- 12				
2- 12	0- 0	0- 1	HOME	0- 2	2- 9	2- 8				
0- 11	0- 0	0- 2	AWAY	0- 0	0- 9	0- 4				
0- 0	0- 0	0- 0	NEUTRAL	0- 0	0- 0	0- 0				
1- 13	0- 0	0- 1	NON-CONFERENCE	0- 1	1- 11	1- 7				
1- 6	0- 0	0- 0	HOME	0- 1	1- 5	1- 5				
0- 7	0- 0	0- 1	AWAY	0- 0	0- 6	0- 2				
0- 0	0- 0	0- 0	NEUTRAL	0- 0	0- 0	0- 0				
1- 10	0- 0	0- 2	CONFERENCE	0- 1	1- 7	1- 5				
1- 6	0- 0	0- 1	HOME	0- 1	1- 4	1- 3				
0- 4	0- 0	0- 1	AWAY	0- 0	0- 3	0- 2				
0- 0	0- 0	0- 0	NEUTRAL	0- 0	0- 0	0- 0				

RPI 1-25				RPI 26-50				RPI 51-100				RPI 101+				Team's RPI: 343	
RPI	S	Opponent	Score	RPI	S	Opponent	Score	RPI	S	Opponent	Score	RPI	S	Opponent	Score		
				38	A	South Dakota St.	48 92	74	H	Penn	38 77	116	A	Dartmouth	50 81		
				45	A	FGCU	66 90	89	H	Jacksonville	58 88	148	A	Binghamton	36 67		
				45	H	FGCU	43 89					160	A	Lehigh	50 64		
												176	A	Army West Point	49 79		
												179	A	Stetson	55 73		
												179	H	Stetson	53 72		
												229	H	North Florida	75 65		
												261	A	Morgan St.	43 55		
												262	A	Lipscomb	58 66		
												262	H	Lipscomb	58 74		
												267	H	Cornell	46 61		
												273	H	Rider	64 79		
												274	H	Fairleigh Dickinson	70 74		
												279	H	LIU Brooklyn	49 67		
												283	H	USC Upstate	57 95		
												284	A	North Dakota St.	58 105		
												301	A	Kennesaw St.	65 80		
												301	H	Kennesaw St.	58 61		
												325	H	Long Beach St.	73 57		
												345	H	Saint Peter's	52 59		
LAST 12 Division I GAMES:																	
				45	H	FGCU	43 89	229	H	North Florida	75 65						
				179	H	Stetson	53 72	89	H	Jacksonville	58 88						
				301	H	Kennesaw St.	58 61	179	A	Stetson	55 73						
				262	A	Lipscomb	58 66	45	A	FGCU	66 90						
				301	A	Kennesaw St.	65 80	283	H	USC Upstate	57 95						
				262	H	Lipscomb	58 74	267	H	Cornell	46 61						

Non-Div I Games: St. Joseph's (Brkn)106 42

NJIT

Average RPI Win:	236
Average RPI Loss:	108

DIV. I ONLY	19- 4	22	9- 1	277	214	82	82	14	14
DIV. I NON-CONF.	9- 1	19	0- 0	302	307	81	81	18	18
TOTALS	RPI 1-25	RPI 26-50	W-L RECORDS	RPI 51-100	RPI 101-999	RPI 201+			
19- 4	0- 0	0- 0	OVERALL	0- 2	19- 2	13- 0			
12- 0	0- 0	0- 0	HOME	0- 0	12- 0	10- 0			
7- 4	0- 0	0- 0	AWAY	0- 2	7- 2	3- 0			
0- 0	0- 0	0- 0	NEUTRAL	0- 0	0- 0	0- 0			
9- 1	0- 0	0- 0	NON-CONFERENCE	0- 1	9- 0	7- 0			
6- 0	0- 0	0- 0	HOME	0- 0	6- 0	6- 0			
3- 1	0- 0	0- 0	AWAY	0- 1	3- 0	1- 0			
0- 0	0- 0	0- 0	NEUTRAL	0- 0	0- 0	0- 0			
10- 3	0- 0	0- 0	CONFERENCE	0- 1	10- 2	6- 0			
6- 0	0- 0	0- 0	HOME	0- 0	6- 0	4- 0			
4- 3	0- 0	0- 0	AWAY	0- 1	4- 2	2- 0			
0- 0	0- 0	0- 0	NEUTRAL	0- 0	0- 0	0- 0			

RPI 1-25				RPI 26-50				RPI 51-100				Team's RPI: 82				RPI 101+			
RPI	S	Opponent	Score	RPI	S	Opponent	Score	RPI	S	Opponent	Score	RPI	S	Opponent	Score	RPI	S	Opponent	Score
								59	A	American	41	46	127	A	Bucknell	39	47		
								86	A	New Mexico	87	94	160	A	Lehigh	63	66		
													160	H	Lehigh	53	50		
													168	A	Marist	77	70		
													176	A	Army West Point	55	46		
													176	H	Army West Point	70	44		
													199	A	Boston U.	64	59		
													200	A	Richmond	76	56		
													204	H	Norfolk St.	70	51		
													231	H	Loyola Maryland	73	44		
													236	H	Lafayette	65	59		
													243	A	Holy Cross	65	58		
													243	H	Holy Cross	62	54		
													256	H	St. Bonaventure	86	48		
													273	H	Rider	63	44		
													278	A	Colgate	69	42		
													278	H	Colgate	70	54		
													279	A	LIU Brooklyn	79	47		
													284	H	North Dakota St.	67	54		
													293	H	Monmouth	73	49		
													310	H	Air Force	71	64		
LAST 12 Division I GAMES:																			
				176	A	Army West Point	55	46	236	H	Lafayette	65	59						
				243	H	Holy Cross	62	54	176	H	Army West Point	70	44						
				278	A	Colgate	69	42	243	A	Holy Cross	65	58						
				160	H	Lehigh	53	50	278	H	Colgate	70	54						
				127	A	Bucknell	39	47	59	A	American	41	46						
				199	A	Boston U.	64	59	160	A	Lehigh	63	66						

Navy

Average RPI Win:	155	WON-LOST	WINNING	LAST 10	STRENGTH OF	OPP. STRENGTH	TEAM	ADJ.	CONF.	ADJ CONF.
Average RPI Loss:	50	RECORD	PCT. RANK	GAMES	SCHEDULE	OF SCHEDULE	RPI	RPI	RPI	RPI
DIV. I ONLY	18- 7	58	8- 2	79	40	66	66	3	3	
DIV. I NON-CONF.	9- 4	82	0- 0	234	56	134	134	4	4	

TOTALS	RPI 1-25	RPI 26-50	W-L RECORDS	RPI 51-100	RPI 101-999	RPI 201+				
18- 7	2- 3	2- 2	OVERALL	3- 1	11- 1	7- 0				
9- 6	1- 2	0- 2	HOME	2- 1	6- 1	4- 0				
8- 0	1- 0	2- 0	AWAY	1- 0	4- 0	2- 0				
1- 1	0- 1	0- 0	NEUTRAL	0- 0	1- 0	1- 0				
9- 4	0- 1	0- 1	NON-CONFERENCE	2- 1	7- 1	5- 0				
5- 3	0- 0	0- 1	HOME	1- 1	4- 1	3- 0				
3- 0	0- 0	0- 0	AWAY	1- 0	2- 0	1- 0				
1- 1	0- 1	0- 0	NEUTRAL	0- 0	1- 0	1- 0				
9- 3	2- 2	2- 1	CONFERENCE	1- 0	4- 0	2- 0				
4- 3	1- 2	0- 1	HOME	1- 0	2- 0	1- 0				
5- 0	1- 0	2- 0	AWAY	0- 0	2- 0	1- 0				
0- 0	0- 0	0- 0	NEUTRAL	0- 0	0- 0	0- 0				

RPI 1-25				RPI 26-50				RPI 51-100				RPI 101+			
RPI	S	Opponent	Score	RPI	S	Opponent	Score	RPI	S	Opponent	Score	RPI	S	Opponent	Score
6	H	Ohio St.	61 73	26	A	Rutgers	52 42	52	H	Purdue	75 51	139	H	SIUE	62 53
13	H	Maryland	57 64	37	H	Creighton	49 64	85	A	Drake	89 84	140	H	Clemson	66 67
20	N	Buffalo	72 82	43	H	Michigan	64 69	88	H	Washington St.	61 73	165	A	Kansas	66 49
21	A	Iowa	92 74	44	A	Minnesota	79 74	98	H	Arkansas	80 69	184	A	Northwestern	69 59
21	H	Iowa	74 65									185	H	Wisconsin	51 48
												212	H	Fla. Atlantic	86 69
												214	A	Illinois	80 72
												214	H	Illinois	62 47
												250	A	San Jose St.	81 55
												268	H	UMKC	80 60
												275	N	Coastal Caro.	55 47
												340	H	Ark.-Pine Bluff	73 52

LAST 12 Division I GAMES:															
185	H	Wisconsin	51 48	21	H	Iowa	74 65	214	A	Illinois	80 72	184	A	Northwestern	69 59
13	H	Maryland	57 64	43	H	Michigan	64 69	44	A	Minnesota	79 74	6	H	Ohio St.	61 73
214	H	Illinois	62 47												
21	A	Iowa	92 74												
52	H	Purdue	75 51												
26	A	Rutgers	52 42												

Non-Div I Games:

Nebraska

Average RPI Win:	221	WON-LOST	WINNING	LAST 10	STRENGTH OF	OPP. STRENGTH	TEAM	ADJ.	CONF.	ADJ CONF.
Average RPI Loss:	125	RECORD	PCT. RANK	GAMES	SCHEDULE	OF SCHEDULE	RPI	RPI	RPI	RPI
DIV. I ONLY	10- 12	204	3- 7	144	121	189	189	16	16	
DIV. I NON-CONF.	6- 4	122	0- 0	142	120	139	139	14	14	

TOTALS	RPI 1-25	RPI 26-50	W-L RECORDS	RPI 51-100	RPI 101-999	RPI 201+				
10- 12	0- 1	0- 1	OVERALL	0- 5	10- 5	6- 3				
7- 4	0- 1	0- 0	HOME	0- 1	7- 2	4- 1				
2- 7	0- 0	0- 0	AWAY	0- 4	2- 3	1- 2				
1- 1	0- 0	0- 1	NEUTRAL	0- 0	1- 0	1- 0				
6- 4	0- 1	0- 1	NON-CONFERENCE	0- 1	6- 1	4- 1				
4- 2	0- 1	0- 0	HOME	0- 0	4- 1	2- 1				
1- 1	0- 0	0- 0	AWAY	0- 1	1- 0	1- 0				
1- 1	0- 0	0- 1	NEUTRAL	0- 0	1- 0	1- 0				
4- 8	0- 0	0- 0	CONFERENCE	0- 4	4- 4	2- 2				
3- 2	0- 0	0- 0	HOME	0- 1	3- 1	2- 0				
1- 6	0- 0	0- 0	AWAY	0- 3	1- 3	0- 2				
0- 0	0- 0	0- 0	NEUTRAL	0- 0	0- 0	0- 0				

RPI 1-25				RPI 26-50				RPI 51-100				RPI 101+ Team's RPI: 189			
RPI	S	Opponent	Score	RPI	S	Opponent	Score	RPI	S	Opponent	Score	RPI	S	Opponent	Score
1	H	UConn	57 88	46	N	Oregon St.	49 89	71	A	Wyoming	60 66	115	H	Colorado St.	59 65
								71	H	Wyoming	62 65	138	H	Portland St.	67 55
								86	A	New Mexico	68 72	145	A	Fresno St.	55 68
								90	A	UNLV	75 77	145	H	Fresno St.	90 73
								92	A	Utah	61 87	175	A	Boise St.	72 68
												191	H	SMU	80 72
												218	A	Seattle U	74 65
												230	H	Pepperdine	72 77
												233	N	Montana St.	67 53
												250	H	San Jose St.	91 63
												251	A	San Diego St.	72 75
												271	H	Sacramento St.	95 68
												276	H	Santa Clara	52 41
												297	A	Utah St.	57 79
												310	H	Air Force	70 60

LAST 12 Division I GAMES:															
251	A	San Diego St.	72 75	250	H	San Jose St.	91 63								
90	A	UNLV	75 77	297	A	Utah St.	57 79								
115	H	Colorado St.	59 65	310	H	Air Force	70 60								
145	A	Fresno St.	55 68	71	A	Wyoming	60 66								
71	H	Wyoming	62 65	86	A	New Mexico	68 72								
175	A	Boise St.	72 68	145	H	Fresno St.	90 73								

Non-Div I Games: Stanislaus St. 81 60

Nevada

Average RPI		Win: 249	WON-LOST RECORD	WINNING PCT. RANK	LAST 10 GAMES	STRENGTH OF SCHEDULE	OPP. STRENGTH OF SCHEDULE	TEAM RPI	ADJ. RPI	CONF. RPI	ADJ. CONF. RPI
Loss: 161											
DIV. I ONLY			15- 10	117	5- 5	302	222	183	183	20	20
DIV. I NON-CONF.			8- 4	87	0- 0	335	240	189	189	24	24
TOTALS		RPI 1-25		RPI 26-50		W-L RECORDS	RPI 51-100	RPI 101-999		RPI 201+	
15- 10	0- 0			0- 0		OVERALL	1- 3	14- 7		10- 4	
7- 3	0- 0			0- 0		HOME	1- 1	6- 2		4- 1	
7- 6	0- 0			0- 0		AWAY	0- 2	7- 4		5- 2	
1- 1	0- 0			0- 0		NEUTRAL	0- 0	1- 1		1- 1	
8- 4	0- 0			0- 0		NON-CONFERENCE	0- 0	8- 4		6- 3	
4- 0	0- 0			0- 0		HOME	0- 0	4- 0		2- 0	
3- 3	0- 0			0- 0		AWAY	0- 0	3- 3		3- 2	
1- 1	0- 0			0- 0		NEUTRAL	0- 0	1- 1		1- 1	
7- 6	0- 0			0- 0		CONFERENCE	1- 3	6- 3		4- 1	
3- 3	0- 0			0- 0		HOME	1- 1	2- 2		2- 1	
4- 3	0- 0			0- 0		AWAY	0- 2	4- 1		2- 0	
0- 0	0- 0			0- 0		NEUTRAL	0- 0	0- 0		0- 0	

RPI 1-25				RPI 26-50				RPI 51-100				RPI 101+				Team's RPI: 183	
RPI	S	Opponent	Score	RPI	S	Opponent	Score	RPI	S	Opponent	Score	RPI	S	Opponent	Score		
								79	A	Al bany (NY)	53	66	116	A	Dartmouth	49	57
								79	H	Al bany (NY)	74	68	137	H	Northeastern	65	50
								80	A	Maine	46	77	148	A	Binghamton	63	61
								80	H	Maine	46	56	148	H	Binghamton	52	54
													154	A	Hartford	49	85
													198	A	Stony Brook	51	50
													199	H	Boston U.	72	57
													208	A	Boston College	55	64
													213	A	Xavier	66	71
													237	N	La Salle	51	59
													253	H	Manhattan	68	55
													258	N	Fairfield	71	61
													267	H	Cornell	48	45
													287	A	Sacred Heart	74	47
													290	A	Vermont	52	49
													290	H	Vermont	53	58
													292	A	Bryant	74	65
													326	A	Wagner	65	53
													329	A	UMBC	51	46
													329	H	UMBC	56	51
													347	H	UMass Lowell	66	45
LAST 12 Division I GAMES:																	
				329	A	UMBC	51	46	80	H	Maine	46	56				
				80	A	Maine	46	77	198	A	Stony Brook	51	50				
				290	H	Vermont	53	58	290	A	Vermont	52	49				
				79	H	Al bany (NY)	74	68	347	H	UMass Lowell	66	45				
				154	A	Hartford	49	85	148	A	Binghamton	63	61				
				148	H	Binghamton	52	54	79	A	Al bany (NY)	53	66				

Non-Div I Games:	Colby-Sawyer	64	40
------------------	--------------	----	----

New Hampshire

■ Loss, ■ Non-Conf, S Site, H Home A Away N Neutral

Average RPI Win:	189	WON-LOST	WINNING	LAST 10	STRENGTH OF	OPP. STRENGTH	TEAM	ADJ.	CONF.	ADJ CONF.
Average RPI Loss:	140	RECORD	PCT. RANK	GAMES	SCHEDULE	OF SCHEDULE	RPI	RPI	RPI	RPI
DIV. I ONLY	18- 7	58	4- 6	187	112	86	86	16	16	
DIV. I NON-CONF.	11- 1	13	0- 0	77	107	12	12	14	14	

TOTALS	RPI 1-25	RPI 26-50	W-L RECORDS	RPI 51-100	RPI 101-999	RPI 201+				
18- 7	0- 0	1- 1	OVERALL	1- 2	16- 4	8- 2				
15- 1	0- 0	1- 0	HOME	1- 1	13- 0	6- 0				
3- 6	0- 0	0- 1	AWAY	0- 1	3- 4	2- 2				
0- 0	0- 0	0- 0	NEUTRAL	0- 0	0- 0	0- 0				
11- 1	0- 0	1- 1	NON-CONFERENCE	1- 0	9- 0	4- 0				
9- 0	0- 0	1- 0	HOME	1- 0	7- 0	3- 0				
2- 1	0- 0	0- 1	AWAY	0- 0	2- 0	1- 0				
0- 0	0- 0	0- 0	NEUTRAL	0- 0	0- 0	0- 0				
7- 6	0- 0	0- 0	CONFERENCE	0- 2	7- 4	4- 2				
6- 1	0- 0	0- 0	HOME	0- 1	6- 0	3- 0				
1- 5	0- 0	0- 0	AWAY	0- 1	1- 4	1- 2				
0- 0	0- 0	0- 0	NEUTRAL	0- 0	0- 0	0- 0				

RPI 1-25				RPI 26-50				RPI 51-100				Team's RPI: 86				RPI 101+			
RPI	S	Opponent	Score	RPI	S	Opponent	Score	RPI	S	Opponent	Score	RPI	S	Opponent	Score	RPI	S	Opponent	Score
				30	A	Oklahoma	63 105	71	A	Wyoming	55 66	109	H	Western Mich.	88 76				
				32	H	Marquette	88 87	82	H	Navy	94 87	111	H	Lamar University	90 58				
								90	H	UNLV	66 68	115	A	Colorado St.	71 74				
												136	A	UTEP	59 35				
												145	H	Fresno St.	88 75				
												153	H	Wichita St.	76 62				
												172	H	UC Irvine	83 61				
												175	A	Boise St.	85 91				
												175	H	Boise St.	100 83				
												189	H	Nevada	72 68				
												214	H	Illinois	97 68				
												227	H	Texas Tech	90 56				
												241	A	New Mexico St.	101 93				
												241	H	New Mexico St.	86 75				
												250	A	San Jose St.	86 95				
												250	H	San Jose St.	92 62				
												251	A	San Diego St.	89 97				
												297	H	Utah St.	80 47				
												310	A	Air Force	88 59				
												310	H	Air Force	57 49				
LAST 12 Division I GAMES:																			
				310	H	Air Force	57 49	90	H	UNLV	66 68								
				175	A	Boise St.	85 91	145	H	Fresno St.	88 75								
				250	H	San Jose St.	92 62	71	A	Wyoming	55 66								
				297	H	Utah St.	80 47	250	A	San Jose St.	86 95								
				115	A	Colorado St.	71 74	175	H	Boise St.	100 83								
				251	A	San Diego St.	89 97	189	H	Nevada	72 68								

Non-Div I Games: Northern N.M. 107 66

New Mexico

Average RPI Win:	269	WON-LOST	WINNING	LAST 10	STRENGTH OF	OPP. STRENGTH	TEAM	ADJ.	CONF.	ADJ CONF.
Average RPI Loss:	176	RECORD	PCT. RANK	GAMES	SCHEDULE	OF SCHEDULE	RPI	RPI	RPI	RPI
DIV. I ONLY	10- 11	194	6- 3	271	323	241	241	31	31	
DIV. I NON-CONF.	4- 8	239	1- 1	226	247	260	260	31	31	

TOTALS	RPI 1-25	RPI 26-50	W-L RECORDS	RPI 51-100	RPI 101-999	RPI 201+				
10- 11	0- 0	0- 0	OVERALL	0- 3	10- 8	9- 6				
6- 3	0- 0	0- 0	HOME	0- 1	6- 2	5- 1				
4- 5	0- 0	0- 0	AWAY	0- 1	4- 4	4- 4				
0- 3	0- 0	0- 0	NEUTRAL	0- 1	0- 2	0- 1				
4- 8	0- 0	0- 0	NON-CONFERENCE	0- 3	4- 5	3- 3				
2- 3	0- 0	0- 0	HOME	0- 1	2- 2	1- 1				
2- 2	0- 0	0- 0	AWAY	0- 1	2- 1	2- 1				
0- 3	0- 0	0- 0	NEUTRAL	0- 1	0- 2	0- 1				
6- 3	0- 0	0- 0	CONFERENCE	0- 0	6- 3	6- 3				
4- 0	0- 0	0- 0	HOME	0- 0	4- 0	4- 0				
2- 3	0- 0	0- 0	AWAY	0- 0	2- 3	2- 3				
0- 0	0- 0	0- 0	NEUTRAL	0- 0	0- 0	0- 0				

RPI 1-25				RPI 26-50				RPI 51-100				RPI 101+ Team's RPI: 241			
RPI	S	Opponent	Score	RPI	S	Opponent	Score	RPI	S	Opponent	Score	RPI	S	Opponent	Score
								86	A	New Mexico	75 86	109	H	Western Mich.	55 64
								86	H	New Mexico	93 101	136	H	UTEP	76 68
								98	N	Arkansas	60 69	137	N	Northeastern	64 65
												203	H	UC Santa Barbara	47 77
												218	A	Seattle U	59 69
												224	A	CSU Bakersfield	52 62
												224	H	CSU Bakersfield	56 48
												230	A	Pepperdine	86 64
												232	N	Texas Southern	50 66
												257	H	A&M-Corpus Christi	70 61
												265	A	Grand Canyon	34 50
												265	H	Grand Canyon	64 60
												268	H	UMKC	70 62
												277	A	Arizona	44 83
												318	A	UTRGV	79 77
												325	A	Long Beach St.	72 63
												328	A	Utah Valley	82 72
												338	H	Chicago St.	74 59

LAST 12 Division I GAMES:															
				265	A	Grand Canyon	34 50	224	H	CSU Bakersfield	56 48				
				224	A	CSU Bakersfield	52 62	265	H	Grand Canyon	64 60				
				318	A	UTRGV	79 77	338	H	Chicago St.	74 59				
				268	H	UMKC	70 62	203	H	UC Santa Barbara	47 77				
				328	A	Utah Valley	82 72	325	A	Long Beach St.	72 63				
				218	A	Seattle U	59 69	137	N	Northeastern	64 65				

Non-Div I Games: Tex. Permian Basin 85 58 Western N.M. 89 60

New Mexico St.

Average RPI Win:	268	WON-LOST	WINNING	LAST 10	STRENGTH OF	OPP. STRENGTH	TEAM	ADJ.	CONF.	ADJ CONF.
Average RPI Loss:	153	RECORD	PCT. RANK	GAMES	SCHEDULE	OF SCHEDULE	RPI	RPI	RPI	RPI
DIV. I ONLY	10- 13	210	6- 4	228	273	226	226	26	26	
DIV. I NON-CONF.	3- 7	254	0- 0	85	169	206	206	25	25	

TOTALS	RPI 1-25	RPI 26-50	W-L RECORDS	RPI 51-100	RPI 101-999	RPI 201+				
10- 13	0- 1	0- 1	OVERALL	0- 1	10- 10	8- 5				
6- 4	0- 0	0- 0	HOME	0- 1	6- 3	5- 2				
4- 9	0- 0	0- 0	AWAY	0- 0	4- 2	3- 1				
0- 0	0- 0	0- 0	NEUTRAL	0- 0	0- 0	0- 0				
3- 7	0- 1	0- 1	NON-CONFERENCE	0- 1	3- 4	2- 1				
2- 2	0- 0	0- 0	HOME	0- 1	2- 1	1- 1				
1- 5	0- 1	0- 1	AWAY	0- 0	1- 3	1- 0				
0- 0	0- 0	0- 0	NEUTRAL	0- 0	0- 0	0- 0				
7- 6	0- 0	0- 0	CONFERENCE	0- 0	7- 6	6- 4				
4- 2	0- 0	0- 0	HOME	0- 0	4- 2	4- 1				
3- 4	0- 0	0- 0	AWAY	0- 0	3- 4	2- 3				
0- 0	0- 0	0- 0	NEUTRAL	0- 0	0- 0	0- 0				

RPI 1-25				RPI 26-50				RPI 51-100				RPI 101+ Team's RPI: 226			
RPI	S	Opponent	Score	RPI	S	Opponent	Score	RPI	S	Opponent	Score	RPI	S	Opponent	Score
15	A	Missouri	45 81	47	A	Miami (FL)	46 76	61	H	Houston	66 78	102	A	Tulane	56 79
												111	A	Lamar University	77 100
												121	A	South Ala.	45 67
												129	A	Central Ark.	52 48
												132	H	SFA	67 74
												158	A	Louisiana	57 66
												201	H	CSUN	76 73
												210	H	Jacksonville St.	54 59
												217	A	Abilene Christian	70 80
												232	H	Texas Southern	72 69
												249	H	Nicholls St.	61 62
												257	A	A&M-Corpus Christi	68 75
												257	H	A&M-Corpus Christi	66 49
												259	A	McNeese	77 64
												311	A	Northwestern St.	47 52
												311	H	Northwestern St.	81 63
												314	A	Incarnate Word	72 45
												314	H	Incarnate Word	52 50
												322	H	Houston Baptist	70 52
												336	A	La. -Monroe	89 51
LAST 12 Division I GAMES:															
257	A	A&M-Corpus Christi	68 75	129	A	Central Ark.	52 48	257	H	A&M-Corpus Christi	66 49				
249	H	Nicholls St.	61 62	132	H	SFA	67 74								
311	A	Northwestern St.	47 52	259	A	McNeese	77 64								
314	A	Incarnate Word	72 45	111	A	Lamar University	77 100								
311	H	Northwestern St.	81 63	322	H	Houston Baptist	70 52								
314	H	Incarnate Word	52 50												

Non-Div I Games: Xavier (LA) 85 50

New Orleans

■ Loss,
 ■ Non-Conf,
 ■ S Site,
 ■ Home
 ■ A Away
 N Neutral

Average RPI Win: **239**
 Average RPI Loss: **175**

WON-LOST
RECORD

WINNING
PCT. RANK

LAST 10
GAMES

STRENGTH OF
SCHEDULE

OPP. STRENGTH
OF SCHEDULE

TEAM
RPI

ADJ.
RPI

CONF.
RPI

ADJ CONF.
RPI

DIV. I ONLY	9- 16	255	4- 6	192	266	245	245	28	28
DIV. I NON-CONF.	3- 8	268	0- 0	74	166	210	210	26	26
TOTALS	RPI 1-25	RPI 26-50	W-L RECORDS	RPI 51-100	RPI 101-999	RPI 201+			
9- 16	1- 1	0- 0	OVERALL	0- 3	8- 12	7- 7			
5- 5	1- 0	0- 0	HOME	0- 2	4- 3	4- 0			
3- 10	0- 1	0- 0	AWAY	0- 1	3- 8	3- 7			
1- 1	0- 0	0- 0	NEUTRAL	0- 0	1- 1	0- 0			
3- 8	1- 1	0- 0	NON-CONFERENCE	0- 1	2- 6	1- 2			
1- 3	1- 0	0- 0	HOME	0- 1	0- 2	0- 0			
1- 4	0- 1	0- 0	AWAY	0- 0	1- 3	1- 2			
1- 1	0- 0	0- 0	NEUTRAL	0- 0	1- 1	0- 0			
6- 8	0- 0	0- 0	CONFERENCE	0- 2	6- 6	6- 5			
4- 2	0- 0	0- 0	HOME	0- 1	4- 1	4- 0			
2- 6	0- 0	0- 0	AWAY	0- 1	2- 5	2- 5			
0- 0	0- 0	0- 0	NEUTRAL	0- 0	0- 0	0- 0			

RPI 1-25				RPI 26-50				RPI 51-100				RPI 101+ Team's RPI: 245			
RPI	S	Opponent	Score	RPI	S	Opponent	Score	RPI	S	Opponent	Score	RPI	S	Opponent	Score
13	A	Maryland	65 92					55	A	Quinnipiac	61 77	128	H	Cleveland St.	61 70
20	H	Buffalo	75 62					55	H	Quinnipiac	55 84	154	A	Hartford	65 83
								62	H	Drexel	65 66	157	N	Louisiana Tech	73 67
												158	N	Louisiana	52 68
												162	H	Saint Joseph's	69 93
												168	H	Marist	78 84
												206	A	Siena	73 68
												206	H	Siena	65 50
												219	A	Oakland	59 67
												253	A	Manhattan	64 82
												253	H	Manhattan	65 64
												256	A	St. Bonaventure	58 76
												258	A	Fairfield	53 59
												273	A	Rider	58 65
												278	A	Colgate	81 44
												289	A	Canisius	60 64
												293	A	Monmouth	63 65
												339	H	Iona	73 59
												345	A	Saint Peter's	87 52
												345	H	Saint Peter's	64 54
LAST 12 Division I GAMES:															
293	A	Monmouth	63 65	345	A	Saint Peter's	87 52								
253	A	Manhattan	64 82	273	A	Rider	58 65								
345	H	Saint Peter's	64 54	206	H	Siena	65 50								
289	A	Canisius	60 64	253	H	Manhattan	65 64								
55	H	Quinnipiac	55 84	206	A	Siena	73 68								
168	H	Marist	78 84	55	A	Quinnipiac	61 77								

Non-Div I Games:

Niagara

Loss, Non-Conf, S Site, H Home A Away N Neutral

Average RPI Win:	288	WON-LOST	WINNING	LAST 10	STRENGTH OF	OPP. STRENGTH	TEAM	ADJ.	CONF.	ADJ CONF.
Average RPI Loss:	160	RECORD	PCT. RANK	GAMES	SCHEDULE	OF SCHEDULE	RPI	RPI	RPI	RPI
DIV. I ONLY	8- 12	227	5- 5	279	286	249	249	26	26	
DIV. I NON-CONF.	2- 6	280	0- 0	151	204	230	230	25	25	

TOTALS	RPI 1-25	RPI 26-50	W-L RECORDS	RPI 51-100	RPI 101-999	RPI 201+				
8- 12	0- 2	0- 0	OVERALL	0- 1	8- 9	8- 4				
2- 6	0- 1	0- 0	HOME	0- 1	2- 4	2- 1				
6- 5	0- 1	0- 0	AWAY	0- 0	6- 4	6- 2				
0- 1	0- 0	0- 0	NEUTRAL	0- 0	0- 1	0- 1				
2- 6	0- 2	0- 0	NON-CONFERENCE	0- 1	2- 3	2- 1				
0- 2	0- 1	0- 0	HOME	0- 1	0- 0	0- 0				
2- 3	0- 1	0- 0	AWAY	0- 0	2- 2	2- 0				
0- 1	0- 0	0- 0	NEUTRAL	0- 0	0- 1	0- 1				
6- 6	0- 0	0- 0	CONFERENCE	0- 0	6- 6	6- 3				
2- 4	0- 0	0- 0	HOME	0- 0	2- 4	2- 1				
4- 2	0- 0	0- 0	AWAY	0- 0	4- 2	4- 2				
0- 0	0- 0	0- 0	NEUTRAL	0- 0	0- 0	0- 0				

RPI 1-25				RPI 26-50				RPI 51-100				RPI 101+ Team's RPI: 249			
RPI	S	Opponent	Score	RPI	S	Opponent	Score	RPI	S	Opponent	Score	RPI	S	Opponent	Score
8	H	Baylor	43 85					89	H	Jacksonville	61 69	111	H	Lamar University	61 76
25	A	LSU	50 65									120	A	Iowa St.	47 75
												129	H	Central Ark.	48 69
												132	H	SFA	73 86
												191	A	SMU	61 68
												217	H	Abilene Christian	81 60
												226	A	New Orleans	62 61
												247	N	Bradley	65 75
												257	A	A&M-Corpus Christi	55 76
												259	A	McNeese	61 54
												294	H	Southeastern La.	57 66
												309	A	Jackson St.	90 64
												311	A	Northwestern St.	79 63
												314	A	Incarnate Word	62 64
												322	A	Houston Baptist	73 61
												322	H	Houston Baptist	63 45
												337	A	Mississippi Val.	62 57
LAST 12 Division I GAMES:															
322	H	Houston Baptist	63 45	129	H	Central Ark.	48 69								
217	H	Abilene Christian	81 60	259	A	McNeese	61 54								
226	A	New Orleans	62 61	322	A	Houston Baptist	73 61								
294	H	Southeastern La.	57 66	132	H	SFA	73 86								
111	H	Lamar University	61 76	314	A	Incarnate Word	62 64								
257	A	A&M-Corpus Christi	55 76	311	A	Northwestern St.	79 63								

Non-Div I Games: Spring Hill 78 70 Evangel 72 55 Southern-N. O. 83 45

Nicholls St.

Loss, Non-Conf, S Site, H Home A Away N Neutral

Average RPI Win:	281	WON-LOST	WINNING	LAST 10	STRENGTH OF	OPP. STRENGTH	TEAM	ADJ.	CONF.	ADJ CONF.
Average RPI Loss:	180	RECORD	PCT. RANK	GAMES	SCHEDULE	OF SCHEDULE	RPI	RPI	RPI	RPI
DIV. I ONLY	14- 9	113	6- 4	301	345	204	204	30	30	
DIV. I NON-CONF.	7- 5	132	1- 0	278	329	188	188	30	30	

TOTALS	RPI 1-25	RPI 26-50	W-L RECORDS	RPI 51-100	RPI 101-999	RPI 201+				
14- 9	0- 0	0- 0	OVERALL	0- 1	14- 8	12- 5				
5- 4	0- 0	0- 0	HOME	0- 0	5- 4	5- 2				
8- 4	0- 0	0- 0	AWAY	0- 1	8- 3	6- 2				
1- 1	0- 0	0- 0	NEUTRAL	0- 0	1- 1	1- 1				
7- 5	0- 0	0- 0	NON-CONFERENCE	0- 1	7- 4	6- 3				
2- 2	0- 0	0- 0	HOME	0- 0	2- 2	2- 1				
4- 2	0- 0	0- 0	AWAY	0- 1	4- 1	3- 1				
1- 1	0- 0	0- 0	NEUTRAL	0- 0	1- 1	1- 1				
7- 4	0- 0	0- 0	CONFERENCE	0- 0	7- 4	6- 2				
3- 2	0- 0	0- 0	HOME	0- 0	3- 2	3- 1				
4- 2	0- 0	0- 0	AWAY	0- 0	4- 2	3- 1				
0- 0	0- 0	0- 0	NEUTRAL	0- 0	0- 0	0- 0				

RPI 1-25				RPI 26-50				RPI 51-100				RPI 101+ Team's RPI: 204					
RPI	S	Opponent	Score	RPI	S	Opponent	Score	RPI	S	Opponent	Score	RPI	S	Opponent	Score		
								82	A	Navy	51	70	123	A	Bethune-Cookman	45	60
													123	H	Bethune-Cookman	51	58
													134	A	William & Mary	80	74
													173	H	High Point	56	59
													197	A	Hampton	63	48
													205	N	Bowling Green	50	59
													207	A	East Carolina	46	51
													216	A	N. C. A&T	51	53
													220	H	UNCG	64	63
													231	H	Loyola Maryland	58	61
													246	A	Campbell	53	27
													260	H	Towson	86	76
													261	H	Morgan St.	53	55
													266	N	St. Francis Brooklyn	52	51
													288	A	VCU	66	52
													306	H	Coppin St.	71	57
													316	A	South Carolina St.	71	67
													330	H	Delaware St.	72	50
													335	A	N. C. Central	75	60
													341	A	Savannah St.	78	58
													344	H	Florida A&M	70	49
													349	A	Longwood	64	45
LAST 12 Division I GAMES:																	
330	H	Delaware St.	72	50	123	H	Bethune-Cookman	51	58								
197	A	Hampton	63	48	341	A	Savannah St.	78	58								
123	A	Bethune-Cookman	45	60	316	A	South Carolina St.	71	67								
261	H	Morgan St.	53	55	335	A	N. C. Central	75	60								
216	A	N. C. A&T	51	53	306	H	Coppin St.	71	57								
344	H	Florida A&M	70	49	349	A	Longwood	64	45								

Non-Div I Games:

Norfolk St.

Average RPI	Win:	168	WON-LOST	WINNING	LAST 10	STRENGTH OF	OPP. STRENGTH	TEAM	ADJ.	CONF.	ADJ CONF.
Average RPI	Loss:	70	RECORD	PCT. RANK	GAMES	SCHEDULE	OF SCHEDULE	RPI	RPI	RPI	RPI
DIV. I ONLY		14- 11		143	4- 6	49	69	104	104	1	1
DIV. I NON-CONF.		10- 3		52	0- 0	130	272	111	111	1	1

TOTALS	RPI 1-25		RPI 26-50		W-L RECORDS	RPI 51-100		RPI 101-999		RPI 201+	
14- 11	1- 4		1- 2		OVERALL	0- 2		12- 3		4- 1	
11- 6	1- 1		1- 1		HOME	0- 2		9- 2		3- 0	
1- 5	0- 3		0- 1		AWAY	0- 0		1- 1		0- 1	
2- 0	0- 0		0- 0		NEUTRAL	0- 0		2- 0		1- 0	
10- 3	0- 0		1- 0		NON-CONFERENCE	0- 1		9- 2		4- 0	
8- 3	0- 0		1- 0		HOME	0- 1		7- 2		3- 0	
0- 0	0- 0		0- 0		AWAY	0- 0		0- 0		0- 0	
2- 0	0- 0		0- 0		NEUTRAL	0- 0		2- 0		1- 0	
4- 8	1- 4		0- 2		CONFERENCE	0- 1		3- 1		0- 1	
3- 3	1- 1		0- 1		HOME	0- 1		2- 0		0- 0	
1- 5	0- 3		0- 1		AWAY	0- 0		1- 1		0- 1	
0- 0	0- 0		0- 0		NEUTRAL	0- 0		0- 0		0- 0	

RPI 1-25				RPI 26-50				RPI 51-100				RPI 101+ Team's RPI: 104			
RPI	S	Opponent	Score	RPI	S	Opponent	Score	RPI	S	Opponent	Score	RPI	S	Opponent	Score
2	A	Notre Dame	62 94	28	A	Virginia	70 82	56	H	Mercer	86 97	106	A	Wake Forest	79 76
5	A	Florida St.	65 103	44	H	Minnesota	88 83	63	H	Virginia Tech	74 90	121	H	South Ala.	84 85
16	H	Duke	92 86	47	H	Miami (FL)	72 92					140	H	Clemson	59 52
19	A	NC State	54 73									142	H	Colorado	87 80
19	H	NC State	53 66									154	H	Hartford	90 70
												156	H	Radford	79 46
												167	H	Pittsburgh	68 67
												174	N	Washington	90 78
												188	H	Furman	84 56
												197	H	Hampton	66 70
												208	A	Boston College	64 77
												235	N	Grambling	79 63
												270	H	Presbyterian	91 56
												272	H	Appalachian St.	56 43
												282	H	UNCW	86 60

LAST 12 Division I GAMES:															
19	A	NC State	54 73	19	H	NC State	53 66	106	A	Wake Forest	79 76	140	H	Clemson	59 52
63	H	Virginia Tech	74 90	106	A	Wake Forest	79 76	140	H	Clemson	59 52	167	H	Pittsburgh	68 67
47	H	Miami (FL)	72 92	140	H	Clemson	59 52	167	H	Pittsburgh	68 67	208	A	Boston College	64 77
2	A	Notre Dame	62 94	167	H	Pittsburgh	68 67	208	A	Boston College	64 77	5	A	Florida St.	65 103
28	A	Virginia	70 82	208	A	Boston College	64 77	5	A	Florida St.	65 103				
16	H	Duke	92 86	5	A	Florida St.	65 103								

Non-Div I Games:

North Carolina

Average RPI Win:	190	WON-LOST	WINNING	LAST 10	STRENGTH OF	OPP. STRENGTH	TEAM	ADJ.	CONF.	ADJ CONF.
Average RPI Loss:	138	RECORD	PCT. RANK	GAMES	SCHEDULE	OF SCHEDULE	RPI	RPI	RPI	RPI
DIV. I ONLY	9- 13	225	4- 6	57	269	169	169	19	19	
DIV. I NON-CONF.	5- 4	146	0- 0	36	206	58	58	13	13	

TOTALS	RPI 1-25	RPI 26-50	W-L RECORDS	RPI 51-100	RPI 101-999	RPI 201+				
9- 13	0- 1	1- 2	OVERALL	0- 1	8- 9	4- 3				
7- 3	0- 0	1- 0	HOME	0- 0	6- 3	3- 1				
1- 10	0- 1	0- 2	AWAY	0- 1	1- 6	1- 2				
1- 0	0- 0	0- 0	NEUTRAL	0- 0	1- 0	0- 0				
5- 4	0- 1	0- 2	NON-CONFERENCE	0- 1	5- 0	3- 0				
3- 0	0- 0	0- 0	HOME	0- 0	3- 0	2- 0				
1- 4	0- 1	0- 2	AWAY	0- 1	1- 0	1- 0				
1- 0	0- 0	0- 0	NEUTRAL	0- 0	1- 0	0- 0				
4- 9	0- 0	1- 0	CONFERENCE	0- 0	3- 9	1- 3				
4- 3	0- 0	1- 0	HOME	0- 0	3- 3	1- 1				
0- 6	0- 0	0- 0	AWAY	0- 0	0- 6	0- 2				
0- 0	0- 0	0- 0	NEUTRAL	0- 0	0- 0	0- 0				

RPI 1-25				RPI 26-50				RPI 51-100				RPI 101+ Team's RPI: 169			
RPI	S	Opponent	Score	RPI	S	Opponent	Score	RPI	S	Opponent	Score	RPI	S	Opponent	Score
8	A	Baylor	43 105	31	H	Northern Colo.	78 70	73	A	South Dakota	71 76	111	N	Lamar University	73 70
				38	A	South Dakota St.	52 66					143	A	Idaho St.	46 57
				46	A	Oregon St.	55 65					143	H	Idaho St.	55 68
												144	H	UNI	80 72
												147	A	Weber St.	69 80
												147	H	Weber St.	80 67
												150	A	Idaho	75 80
												150	H	Idaho	64 78
												182	A	Eastern Wash.	70 74
												182	H	Eastern Wash.	81 79
												233	A	Montana St.	56 72
												233	H	Montana St.	79 70
												240	A	Montana	51 53
												240	H	Montana	43 54
												284	H	North Dakota St.	79 68
												285	H	Massachusetts	82 52
												296	A	UTSA	60 47

LAST 12 Division I GAMES:															
143	H	Idaho St.	55 68	31	H	Northern Colo.	78 70	147	A	Weber St.	69 80	143	A	Idaho St.	46 57
147	H	Weber St.	80 67	147	A	Weber St.	69 80	233	H	Montana St.	79 70	240	A	Montana	51 53
240	A	Montana	51 53	233	H	Montana St.	79 70	240	H	Montana	43 54	182	H	Eastern Wash.	81 79
233	A	Montana St.	56 72	182	A	Eastern Wash.	70 74								
150	H	Idaho	64 78												

Non-Div I Games: Mayville St. 82 54 Southwest Minn. St. 85 62

North Dakota

Average RPI Win:	316	WON-LOST	WINNING	LAST 10	STRENGTH OF	OPP. STRENGTH	TEAM	ADJ.	CONF.	ADJ CONF.
Average RPI Loss:	142	RECORD	PCT. RANK	GAMES	SCHEDULE	OF SCHEDULE	RPI	RPI	RPI	RPI
DIV. I ONLY	5- 17	304	1- 9	159	246	284	284	15	15	
DIV. I NON-CONF.	4- 7	226	0- 0	294	306	277	277	17	17	

TOTALS	RPI 1-25	RPI 26-50	W-L RECORDS	RPI 51-100	RPI 101-999	RPI 201+				
5- 17	0- 0	0- 2	OVERALL	0- 3	5- 12	5- 2				
3- 6	0- 0	0- 1	HOME	0- 1	3- 4	3- 1				
1- 10	0- 0	0- 1	AWAY	0- 2	1- 7	1- 1				
1- 1	0- 0	0- 0	NEUTRAL	0- 0	1- 1	1- 0				
4- 7	0- 0	0- 0	NON-CONFERENCE	0- 1	4- 6	4- 1				
2- 2	0- 0	0- 0	HOME	0- 0	2- 2	2- 1				
1- 4	0- 0	0- 0	AWAY	0- 1	1- 3	1- 0				
1- 1	0- 0	0- 0	NEUTRAL	0- 0	1- 1	1- 0				
1- 10	0- 0	0- 2	CONFERENCE	0- 2	1- 6	1- 1				
1- 4	0- 0	0- 1	HOME	0- 1	1- 2	1- 0				
0- 6	0- 0	0- 1	AWAY	0- 1	0- 4	0- 1				
0- 0	0- 0	0- 0	NEUTRAL	0- 0	0- 0	0- 0				

RPI 1-25				RPI 26-50				RPI 51-100				RPI 101+				Team's RPI: 284
RPI	S	Opponent	Score	RPI	S	Opponent	Score	RPI	S	Opponent	Score	RPI	S	Opponent	Score	
				38	A	South Dakota St.	63 83	73	A	South Dakota	54 80	105	A	Western Ill.	72 97	
				38	H	South Dakota St.	64 85	73	H	South Dakota	67 82	113	A	Milwaukee	38 74	
								82	A	Navy	54 67	129	N	Central Ark.	45 68	
												142	A	Colorado	59 108	
												155	H	Cal Poly	69 73	
												169	A	North Dakota	68 79	
												180	A	Denver	79 98	
												180	H	Denver	73 78	
												190	A	Oral Roberts	48 71	
												190	H	Oral Roberts	57 64	
												239	A	Omaha	67 80	
												285	H	Massachusetts	82 70	
												303	A	FIU	71 68	
												318	H	UTRGV	79 82	
												320	H	Fort Wayne	72 56	
												329	N	UMBC	67 53	
												343	H	NJIT	105 58	

LAST 12 Division I GAMES:																
				180	H	Denver	73 78	320	H	Fort Wayne	72 56					
				190	H	Oral Roberts	57 64	180	A	Denver	79 98					
				73	A	South Dakota	54 80	190	A	Oral Roberts	48 71					
				38	H	South Dakota St.	64 85	38	A	South Dakota St.	63 83					
				105	A	Western Ill.	72 97	73	H	South Dakota	67 82					
				239	A	Omaha	67 80	129	N	Central Ark.	45 68					

Non-Div I Games: Valley City St. 67 58 Mayville St. 87 43 Dakota St. 97 42

North Dakota St.

Average RPI Win:	232	WON-LOST	WINNING	LAST 10	STRENGTH OF	OPP. STRENGTH	TEAM	ADJ.	CONF.	ADJ CONF.
Average RPI Loss:	169	RECORD	PCT. RANK	GAMES	SCHEDULE	OF SCHEDULE	RPI	RPI	RPI	RPI
DIV. I ONLY	8- 15	257	4- 6	172	236	229	229	22	22	
DIV. I NON-CONF.	4- 8	239	0- 1	126	212	196	196	21	21	

TOTALS	RPI 1-25	RPI 26-50	W-L RECORDS	RPI 51-100	RPI 101-999	RPI 201+				
8- 15	0- 2	1- 2	OVERALL	0- 2	7- 9	6- 7				
4- 4	0- 0	1- 0	HOME	0- 1	3- 3	2- 2				
4- 10	0- 2	0- 2	AWAY	0- 1	4- 5	4- 4				
0- 1	0- 0	0- 0	NEUTRAL	0- 0	0- 1	0- 1				
4- 8	0- 2	0- 1	NON-CONFERENCE	0- 1	4- 4	3- 4				
2- 1	0- 0	0- 0	HOME	0- 0	2- 1	1- 1				
2- 6	0- 2	0- 1	AWAY	0- 1	2- 2	2- 2				
0- 1	0- 0	0- 0	NEUTRAL	0- 0	0- 1	0- 1				
4- 7	0- 0	1- 1	CONFERENCE	0- 1	3- 5	3- 3				
2- 3	0- 0	1- 0	HOME	0- 1	1- 2	1- 1				
2- 4	0- 0	0- 1	AWAY	0- 0	2- 3	2- 2				
0- 0	0- 0	0- 0	NEUTRAL	0- 0	0- 0	0- 0				

RPI 1-25				RPI 26-50				RPI 51-100				RPI 101+ Team's RPI: 229			
RPI	S	Opponent	Score	RPI	S	Opponent	Score	RPI	S	Opponent	Score	RPI	S	Opponent	Score
5	A	Florida St.	51 109	43	A	Michigan	34 79	51	A	West Virginia	59 87	123	H	Bethune-Cookman	70 63
22	A	Georgia	37 75	45	A	FGCU	52 67	89	H	Jacksonville	48 66	179	A	Stetson	55 68
				45	H	FGCU	75 73					179	H	Stetson	51 68
												212	A	Fla. Atlantic	75 83
												215	A	Morehead St.	61 56
												244	H	Northern Ky.	58 50
												254	H	Col. of Charleston	69 73
												262	A	Lipscomb	57 78
												262	H	Lipscomb	69 73
												283	A	USC Upstate	65 61
												293	N	Monmouth	57 67
												298	A	Wofford	57 69
												301	A	Kennesaw St.	68 44
												301	H	Kennesaw St.	77 72
												343	A	NJIT	65 75
												344	A	Florida A&M	77 68

LAST 12 Division I GAMES:															
301	A	Kennesaw St.	68 44	343	A	NJIT	65 75	283	A	USC Upstate	65 61	262	H	Lipscomb	69 73
262	A	Lipscomb	57 78	283	A	USC Upstate	65 61	262	H	Lipscomb	69 73	301	H	Kennesaw St.	77 72
45	A	FGCU	52 67	262	H	Lipscomb	69 73	89	H	Jacksonville	48 66	298	A	Wofford	57 69
179	H	Stetson	51 68	301	H	Kennesaw St.	77 72								
45	H	FGCU	75 73												
179	A	Stetson	55 68												

Non-Div I Games: Warner 74 38 Edward Waters 73 47 Webber Int'l 81 53

North Florida

Average RPI Win:	252	WON-LOST	WINNING	LAST 10	STRENGTH OF	OPP. STRENGTH	TEAM	ADJ.	CONF.	ADJ CONF.
Average RPI Loss:	141	RECORD	PCT. RANK	GAMES	SCHEDULE	OF SCHEDULE	RPI	RPI	RPI	RPI
DIV. I ONLY	10- 10	175	4- 6	289	154	222	222	18	18	
DIV. I NON-CONF.	6- 3	87	0- 0	343	103	234	234	20	20	

TOTALS	RPI 1-25	RPI 26-50	W-L RECORDS	RPI 51-100	RPI 101-999	RPI 201+				
10- 10	0- 0	0- 1	OVERALL	0- 4	10- 5	7- 2				
5- 4	0- 0	0- 1	HOME	0- 2	5- 1	2- 0				
3- 6	0- 0	0- 0	AWAY	0- 2	3- 4	3- 2				
2- 0	0- 0	0- 0	NEUTRAL	0- 0	2- 0	2- 0				
6- 3	0- 0	0- 0	NON-CONFERENCE	0- 2	6- 1	4- 1				
3- 1	0- 0	0- 0	HOME	0- 1	3- 0	1- 0				
1- 2	0- 0	0- 0	AWAY	0- 1	1- 1	1- 1				
2- 0	0- 0	0- 0	NEUTRAL	0- 0	2- 0	2- 0				
4- 7	0- 0	0- 1	CONFERENCE	0- 2	4- 4	3- 1				
2- 3	0- 0	0- 1	HOME	0- 1	2- 1	1- 0				
2- 4	0- 0	0- 0	AWAY	0- 1	2- 3	2- 1				
0- 0	0- 0	0- 0	NEUTRAL	0- 0	0- 0	0- 0				

RPI 1-25				RPI 26-50				RPI 51-100				RPI 101+				Team's RPI: 222
RPI	S	Opponent	Score	RPI	S	Opponent	Score	RPI	S	Opponent	Score	RPI	S	Opponent	Score	
				48	H	Western Ky.	65 79	65	A	Indiana	63 68	119	A	Middle Tenn.	48 56	
								81	A	UAB	52 68	136	H	UTEP	48 50	
								84	H	Kansas St.	54 55	157	A	Louisiana Tech	53 61	
								95	H	Rice	49 50	170	H	Tulsa	66 43	
												186	H	Charlotte	73 68	
												191	H	SMU	47 40	
												212	A	Fla. Atlantic	65 51	
												237	H	La Salle	70 44	
												275	N	Coastal Caro.	50 34	
												286	H	Old Dominion	63 46	
												296	A	UTSA	58 70	
												303	A	FIU	92 46	
												317	N	Detroit Mercy	63 57	
												327	A	Ill.-Chicago	67 70	
												346	A	Eastern Ill.	63 61	

LAST 12 Division I GAMES:																
212	A	Fla. Atlantic	65 51	119	A	Middle Tenn.	48 56									
303	A	FIU	92 46	186	H	Charlotte	73 68									
296	A	UTSA	58 70	286	H	Old Dominion	63 46									
136	H	UTEP	48 50	95	H	Rice	49 50									
48	H	Western Ky.	65 79	157	A	Louisiana Tech	53 61									
81	A	UAB	52 68	346	A	Eastern Ill.	63 61									

Non-Div I Games: Mid-Amer. Christian 86 52 Tex. A&M Int'l 64 38 Okla. Panhandle 63 41

North Texas

Average RPI Win:	224	WON-LOST	WINNING	LAST 10	STRENGTH OF	OPP. STRENGTH	TEAM	ADJ.	CONF.	ADJ CONF.
Average RPI Loss:	120	RECORD	PCT. RANK	GAMES	SCHEDULE	OF SCHEDULE	RPI	RPI	RPI	RPI
DIV. I ONLY	12- 12	175	5- 5	102	218	137	137	10	10	
DIV. I NON-CONF.	5- 6	187	0- 0	198	316	214	214	12	12	

TOTALS	RPI 1-25	RPI 26-50	W-L RECORDS	RPI 51-100	RPI 101-999	RPI 201+				
12- 12	0- 0	0- 0	OVERALL	0- 7	12- 5	8- 1				
6- 4	0- 0	0- 0	HOME	0- 3	6- 1	3- 0				
5- 6	0- 0	0- 0	AWAY	0- 3	5- 3	4- 0				
1- 2	0- 0	0- 0	NEUTRAL	0- 1	1- 1	1- 1				
5- 6	0- 0	0- 0	NON-CONFERENCE	0- 2	5- 4	4- 1				
2- 2	0- 0	0- 0	HOME	0- 1	2- 1	1- 0				
2- 2	0- 0	0- 0	AWAY	0- 0	2- 2	2- 0				
1- 2	0- 0	0- 0	NEUTRAL	0- 1	1- 1	1- 1				
7- 6	0- 0	0- 0	CONFERENCE	0- 5	7- 1	4- 0				
4- 2	0- 0	0- 0	HOME	0- 2	4- 0	2- 0				
3- 4	0- 0	0- 0	AWAY	0- 3	3- 1	2- 0				
0- 0	0- 0	0- 0	NEUTRAL	0- 0	0- 0	0- 0				

RPI 1-25				RPI 26-50				RPI 51-100				RPI 101+				Team's RPI: 137
RPI	S	Opponent	Score	RPI	S	Opponent	Score	RPI	S	Opponent	Score	RPI	S	Opponent	Score	
								60	A	Elon	71 78	118	A	Delaware	64 53	
								61	N	Houston	64 72	118	H	Delaware	73 59	
								62	A	Drexel	50 58	134	A	William & Mary	53 71	
								62	H	Drexel	58 69	134	H	William & Mary	64 46	
								75	A	James Madison	43 72	168	H	Marist	78 72	
								75	H	James Madison	57 60	183	A	New Hampshire	50 65	
								78	H	Harvard	69 79	192	H	Providence	95 98	
												199	A	Boston U.	73 74	
												241	N	New Mexico St.	65 64	
												254	H	Col. of Charleston	59 37	
												255	N	Illinois St.	55 65	
												258	H	Fairfield	63 43	
												260	A	Towson	70 61	
												282	A	UNCW	54 47	
												282	H	UNCW	56 39	
												285	A	Massachusetts	64 54	
												290	A	Vermont	71 66	

LAST 12 Division I GAMES:																
134	A	William & Mary	53 71	134	H	William & Mary	64 46									
75	A	James Madison	43 72	62	H	Drexel	58 69									
118	H	Delaware	73 59	254	H	Col. of Charleston	59 37									
282	H	UNCW	56 39	60	A	Elon	71 78									
62	A	Drexel	50 58	282	A	UNCW	54 47									
118	A	Delaware	64 53	75	H	James Madison	57 60									

Non-Div I Games:

Northeastern

Average RPI Win:	231	WON-LOST	WINNING	LAST 10	STRENGTH OF	OPP. STRENGTH	TEAM	ADJ.	CONF.	ADJ CONF.
Average RPI Loss:	199	RECORD	PCT. RANK	GAMES	SCHEDULE	OF SCHEDULE	RPI	RPI	RPI	RPI
DIV. I ONLY	4- 18	312	2- 8	226	336	319	319	19	19	
DIV. I NON-CONF.	2- 8	290	0- 0	205	332	309	309	13	13	

TOTALS	RPI 1-25	RPI 26-50	W-L RECORDS	RPI 51-100	RPI 101-999	RPI 201+				
4- 18	0- 0	0- 0	OVERALL	0- 1	4- 17	2- 8				
2- 8	0- 0	0- 0	HOME	0- 1	2- 7	1- 5				
1- 10	0- 0	0- 0	AWAY	0- 0	1- 10	1- 3				
1- 0	0- 0	0- 0	NEUTRAL	0- 0	1- 0	0- 0				
2- 8	0- 0	0- 0	NON-CONFERENCE	0- 1	2- 7	1- 3				
1- 4	0- 0	0- 0	HOME	0- 1	1- 3	1- 2				
0- 4	0- 0	0- 0	AWAY	0- 0	0- 4	0- 1				
1- 0	0- 0	0- 0	NEUTRAL	0- 0	1- 0	0- 0				
2- 10	0- 0	0- 0	CONFERENCE	0- 0	2- 10	1- 5				
1- 4	0- 0	0- 0	HOME	0- 0	1- 4	0- 3				
1- 6	0- 0	0- 0	AWAY	0- 0	1- 6	1- 2				
0- 0	0- 0	0- 0	NEUTRAL	0- 0	0- 0	0- 0				

RPI 1-25				RPI 26-50				RPI 51-100				RPI 101+				Team's RPI: 319	
RPI	S	Opponent	Score	RPI	S	Opponent	Score	RPI	S	Opponent	Score	RPI	S	Opponent	Score		
								95	H	Rice	83	88	143	A	Idaho St.	59	76
													143	H	Idaho St.	55	75
													147	A	Weber St.	63	77
													147	H	Weber St.	76	75
													150	A	Idaho	68	83
													155	H	Cal Poly	73	89
													175	N	Boise St.	62	60
													180	A	Denver	73	80
													182	A	Eastern Wash.	62	82
													195	A	Youngstown St.	67	69
													201	A	CSUN	69	78
													203	H	UC Santa Barbara	93	96
													233	A	Montana St.	39	81
													233	H	Montana St.	56	78
													240	A	Montana	62	70
													240	H	Montana	52	69
													252	A	Hawai i	68	84
													265	H	Grand Canyon	54	72
													277	H	Arizona	84	66
													324	A	Southern Utah	72	55
													324	H	Southern Utah	57	60
LAST 12 Division I GAMES:																	
324	A	Southern Utah	72	55	182	A	Eastern Wash.	62	82								
147	A	Weber St.	63	77	324	H	Southern Utah	57	60								
143	A	Idaho St.	59	76	143	H	Idaho St.	55	75								
240	H	Montana	52	69	147	H	Weber St.	76	75								
233	H	Montana St.	56	78	233	A	Montana St.	39	81								
150	A	Idaho	68	83	240	A	Montana	62	70								

Non-Div I Games: Antelope Valley 104 49

Northern Ariz.

Average RPI Win: **163**
 Average RPI Loss: **118**

WON-LOST
RECORD

WINNING
PCT. RANK

LAST 10
GAMES

STRENGTH OF
SCHEDULE

OPP. STRENGTH
OF SCHEDULE

TEAM
RPI

ADJ.
RPI

CONF.
RPI

ADJ CONF.
RPI

DIV. I ONLY	18- 6	48	7- 3	30	217	31	31	19	19
DIV. I NON-CONF.	8- 3	65	0- 0	17	100	23	23	13	13
<hr/>									
TOTALS	RPI 1-25	RPI 26-50	W-L RECORDS	RPI 51-100	RPI 101-999	RPI 201+			
18- 6	2- 0	0- 0	OVERALL	1- 2	15- 4	5- 0			
9- 2	1- 0	0- 0	HOME	0- 0	8- 2	2- 0			
8- 4	1- 0	0- 0	AWAY	0- 2	7- 2	3- 0			
1- 0	0- 0	0- 0	NEUTRAL	1- 0	0- 0	0- 0			
8- 3	2- 0	0- 0	NON-CONFERENCE	1- 2	5- 1	1- 0			
4- 1	1- 0	0- 0	HOME	0- 0	3- 1	0- 0			
3- 2	1- 0	0- 0	AWAY	0- 2	2- 0	1- 0			
1- 0	0- 0	0- 0	NEUTRAL	1- 0	0- 0	0- 0			
10- 3	0- 0	0- 0	CONFERENCE	0- 0	10- 3	4- 0			
5- 1	0- 0	0- 0	HOME	0- 0	5- 1	2- 0			
5- 2	0- 0	0- 0	AWAY	0- 0	5- 2	2- 0			
0- 0	0- 0	0- 0	NEUTRAL	0- 0	0- 0	0- 0			

RPI	S	Opponent	Score
24	A	DePaul	94 88
25	H	LSU	58 50

RPI	S	Opponent	Score
-----	---	----------	-------

Team's RPI: 31

RPI	S	Opponent	Score
55	A	Qui nni pi ac	49 60
70	A	Fordham	33 48
87	N	Li berty	65 57

RPI	S	Opponent	Score
115	H	Colorado St.	44 55
126	H	BYU	79 74
143	A	Idaho St.	63 57
143	H	Idaho St.	75 52
147	A	Weber St.	73 82
147	H	Weber St.	71 69
150	A	Idaho	78 72
150	H	Idaho	71 79
151	H	San Franci sco	73 60
169	A	North Dakota	70 78
171	H	Paci fic	80 55
180	A	Denver	71 63
182	A	Eastern Wash.	70 65
182	H	Eastern Wash.	68 62
233	A	Montana St.	78 63
233	H	Montana St.	82 69
240	A	Montana	64 58
240	H	Montana	68 50
268	A	UMKC	88 73

LAST 12 Division I GAMES:

147	H	Weber St.	71 69	169	A	North Dakota	70 78
143	H	Idaho St.	75 52	143	A	Idaho St.	63 57
233	A	Montana St.	78 63	147	A	Weber St.	73 82
240	A	Montana	64 58	240	H	Montana	68 50
182	H	Eastern Wash.	68 62	233	H	Montana St.	82 69
150	H	Idaho	71 79	150	A	Idaho	78 72

N
o
r
t
h
e
r
n
C
o
l
o
.N
o
r
t
h
e
r
n
C
o
l
o
.

Non-Div I Games:

Northern Colo.

Average RPI Win:	214	WON-LOST	WINNING	LAST 10	STRENGTH OF	OPP. STRENGTH	TEAM	ADJ.	CONF.	ADJ CONF.
Average RPI Loss:	85	RECORD	PCT. RANK	GAMES	SCHEDULE	OF SCHEDULE	RPI	RPI	RPI	RPI
DIV. I ONLY	13- 11	151	3- 7	147	109	124	124	8	8	
DIV. I NON-CONF.	8- 3	65	0- 0	284	270	122	122	8	8	

TOTALS	RPI 1-25	RPI 26-50	W-L RECORDS	RPI 51-100	RPI 101-999	RPI 201+				
13- 11	1- 1	0- 2	OVERALL	0- 5	12- 3	8- 1				
6- 3	1- 0	0- 1	HOME	0- 1	5- 1	3- 1				
6- 6	0- 0	0- 0	AWAY	0- 1	6- 0	4- 0				
1- 2	0- 0	0- 0	NEUTRAL	0- 1	1- 1	1- 0				
8- 3	0- 1	0- 0	NON-CONFERENCE	0- 1	8- 1	6- 0				
3- 0	0- 0	0- 0	HOME	0- 0	3- 0	2- 0				
4- 1	0- 1	0- 0	AWAY	0- 0	4- 0	3- 0				
1- 2	0- 0	0- 0	NEUTRAL	0- 1	1- 1	1- 0				
5- 8	1- 0	0- 2	CONFERENCE	0- 4	4- 2	2- 1				
3- 3	1- 0	0- 1	HOME	0- 1	2- 1	1- 1				
2- 5	0- 0	0- 1	AWAY	0- 3	2- 1	1- 0				
0- 0	0- 0	0- 0	NEUTRAL	0- 0	0- 0	0- 0				

RPI 1-25				RPI 26-50				RPI 51-100				RPI 101+ Team's RPI: 124			
RPI	S	Opponent	Score	RPI	S	Opponent	Score	RPI	S	Opponent	Score	RPI	S	Opponent	Score
20	H	Buffalo	86 84	29	H	Central Mi ch.	78 81	64	A	Toledo	60 63	105	H	Western Ill.	96 94
21	A	Iowa	80 105	42	A	Ball St.	72 81	77	A	Ohio	75 77	109	A	Western Mi ch.	83 88
								79	N	Albany (NY)	91 97	111	N	Lamar University	80 90
								91	A	Miami (OH)	65 67	139	A	SIUE	86 75
								91	H	Miami (OH)	62 77	149	A	Kent St.	72 62
												149	H	Kent St.	81 79
												205	H	Bowling Green	73 68
												211	A	Akron	84 61
												223	H	Eastern Mi ch.	76 83
												247	H	Bradley	76 52
												271	N	Sacramento St.	84 75
												296	A	UTSA	69 55
												307	H	Loyola Chi cago	80 71
												338	A	Chi cago St.	80 59
												346	A	Eastern Ill.	93 64

LAST 12 Division I GAMES:															
205	H	Bowling Green	73 68	223	H	Eastern Mi ch.	76 83								
211	A	Akron	84 61	29	H	Central Mi ch.	78 81								
149	A	Kent St.	72 62	64	A	Toledo	60 63								
91	H	Miami (OH)	62 77	109	A	Western Mi ch.	83 88								
42	A	Ball St.	72 81	20	H	Buffalo	86 84								
77	A	Ohio	75 77	149	H	Kent St.	81 79								

Non-Div I Games:

Northern Ill.

Average RPI	Win:	204	WON-LOST	WINNING	LAST 10	STRENGTH OF	OPP. STRENGTH	TEAM	ADJ.	CONF.	ADJ CONF.
Average RPI	Loss:	153	RECORD	PCT. RANK	GAMES	SCHEDULE	OF SCHEDULE	RPI	RPI	RPI	RPI
DIV. I ONLY	7- 17	279	4- 6	117	210	244	244	11	11		
DIV. I NON-CONF.	1- 9	318	0- 0	175	295	301	301	15	15		

TOTALS	RPI 1-25		RPI 26-50		W-L RECORDS		RPI 51-100		RPI 101-999		RPI 201+
7- 17	1- 1		0- 0		OVERALL		0- 4		6- 12		4- 5
4- 8	1- 0		0- 0		HOME		0- 3		3- 5		3- 1
3- 8	0- 1		0- 0		AWAY		0- 0		3- 7		1- 4
0- 1	0- 0		0- 0		NEUTRAL		0- 1		0- 0		0- 0
1- 9	0- 0		0- 0		NON-CONFERENCE		0- 2		1- 7		0- 4
0- 4	0- 0		0- 0		HOME		0- 1		0- 3		0- 1
1- 4	0- 0		0- 0		AWAY		0- 0		1- 4		0- 3
0- 1	0- 0		0- 0		NEUTRAL		0- 1		0- 0		0- 0
6- 8	1- 1		0- 0		CONFERENCE		0- 2		5- 5		4- 1
4- 4	1- 0		0- 0		HOME		0- 2		3- 2		3- 0
2- 4	0- 1		0- 0		AWAY		0- 0		2- 3		1- 1
0- 0	0- 0		0- 0		NEUTRAL		0- 0		0- 0		0- 0

RPI	S	Opponent	Score	RPI	S	Opponent	Score	RPI	S	Opponent	Score	RPI	S	Opponent	Score	Team's RPI: 244
12	A	Green Bay	41 58					65	H	Indiana	56 67	113	A	Milwaukee	60 57	
12	H	Green Bay	62 54					69	H	IUPUI	35 71	113	H	Milwaukee	49 52	
								89	N	Jacksonville	49 61	122	A	ETSU	57 45	
								99	H	Wright St.	63 68	128	A	Cleveland St.	49 72	
												128	H	Cleveland St.	65 70	
												141	H	Robert Morris	50 59	
												149	H	Kent St.	54 59	
												179	A	Stetson	56 67	
												195	A	Youngstown St.	51 54	
												219	A	Oakland	53 79	
												219	H	Oakland	66 59	
												229	A	North Florida	50 58	
												238	H	Austin Peay	52 53	
												255	A	Illinois St.	37 49	
												295	A	Murray St.	87 98	
												317	A	Detroit Mercy	78 67	
												317	H	Detroit Mercy	64 60	
												327	H	Ill. -Chicago	61 53	

LAST 12 Division I GAMES:																
317	H	Detroit Mercy	64 60	327	H	Ill. -Chicago	61 53									
219	H	Oakland	66 59	69	H	IUPUI	35 71									
113	A	Milwaukee	60 57	128	H	Cleveland St.	65 70									
12	A	Green Bay	41 58	99	H	Wright St.	63 68									
128	A	Cleveland St.	49 72	219	A	Oakland	53 79									
195	A	Youngstown St.	51 54	317	A	Detroit Mercy	78 67									

Non-Div I Games: Oakland City 103 25

Northern Ky.

Average RPI	Win:	230	WON-LOST	WINNING	LAST 10	STRENGTH OF	OPP. STRENGTH	TEAM	ADJ.	CONF.	ADJ CONF.
Average RPI	Loss:	65	RECORD	PCT. RANK	GAMES	SCHEDULE	OF SCHEDULE	RPI	RPI	RPI	RPI
DIV. I ONLY		9- 17		259	1- 9	75	80	184	184	3	3
DIV. I NON-CONF.		7- 7		170	0- 0	163	134	177	177	4	4
<hr/>											
TOTALS	RPI 1-25		RPI 26-50		W-L RECORDS	RPI 51-100		RPI 101-999		RPI 201+	
9- 17	0- 4		0- 4		OVERALL	1- 5		8- 4		5- 0	
5- 8	0- 4		0- 2		HOME	0- 1		5- 1		3- 0	
3- 7	0- 0		0- 0		AWAY	0- 1		3- 0		2- 0	
1- 2	0- 0		0- 0		NEUTRAL	1- 1		0- 1		0- 0	
7- 7	0- 2		0- 1		NON-CONFERENCE	1- 1		6- 3		4- 0	
4- 3	0- 2		0- 0		HOME	0- 0		4- 1		3- 0	
2- 2	0- 0		0- 1		AWAY	0- 0		2- 1		1- 0	
1- 2	0- 0		0- 0		NEUTRAL	1- 1		0- 1		0- 0	
2- 10	0- 2		0- 3		CONFERENCE	0- 4		2- 1		1- 0	
1- 5	0- 2		0- 2		HOME	0- 1		1- 0		0- 0	
1- 5	0- 0		0- 1		AWAY	0- 3		1- 1		1- 0	
0- 0	0- 0		0- 0		NEUTRAL	0- 0		0- 0		0- 0	

RPI	S	Opponent	Score	RPI	S	Opponent	Score	RPI	S	Opponent	Score	RPI	S	Opponent	Score	Team's RPI: 184
12	H	Green Bay	57 63	36	A	Syracuse	74 81	52	A	Purdue	60 63	108	A	Missouri St.	59 90	
13	H	Maryland	65 68	43	A	Michigan	63 84	54	A	Michigan St.	51 81	113	H	Milwaukee	57 66	
21	H	Iowa	61 70	43	H	Michigan	59 80	65	A	Indiana	73 78	133	N	Georgetown	54 55	
24	H	DePaul	63 92	44	H	Minnesota	63 90	66	H	Nebraska	59 69	185	A	Wisconsin	46 58	
								96	N	Auburn	49 48	185	H	Wisconsin	69 60	
								100	N	Chattanooga	44 61	196	A	UT Martin	71 63	
												198	H	Stony Brook	68 36	
												214	A	Illinois	74 59	
												219	H	Oakland	88 70	
												276	H	Santa Clara	57 47	
												338	A	Chicago St.	63 36	
												346	H	Eastern Ill.	74 40	
<hr/>																
LAST 12 Division I GAMES:																
21	H	Iowa	61 70	52	A	Purdue	60 63									
43	A	Michigan	63 84	185	H	Wisconsin	69 60									
65	A	Indiana	73 78	66	H	Nebraska	59 69									
43	H	Michigan	59 80	54	A	Michigan St.	51 81									
13	H	Maryland	65 68	214	A	Illinois	74 59									
185	A	Wisconsin	46 58	44	H	Minnesota	63 90									

Non-Div I Games:

Northwestern

Average RPI Win:	298	WON-LOST	WINNING	LAST 10	STRENGTH OF	OPP. STRENGTH	TEAM	ADJ.	CONF.	ADJ CONF.
Average RPI Loss:	172	RECORD	PCT. RANK	GAMES	SCHEDULE	OF SCHEDULE	RPI	RPI	RPI	RPI
DIV. I ONLY	3- 17	325	2- 8	169	303	311	311	26	26	
DIV. I NON-CONF.	1- 6	306	0- 0	103	108	239	239	25	25	

TOTALS	RPI 1-25	RPI 26-50	W-L RECORDS	RPI 51-100	RPI 101-999	RPI 201+				
3- 17	0- 1	0- 1	OVERALL	0- 1	3- 14	3- 8				
2- 6	0- 0	0- 0	HOME	0- 0	2- 6	2- 3				
1- 10	0- 0	0- 0	AWAY	0- 0	1- 1	1- 0				
0- 1	0- 0	0- 0	NEUTRAL	0- 0	0- 1	0- 1				
1- 6	0- 1	0- 1	NON-CONFERENCE	0- 1	1- 3	1- 1				
0- 1	0- 0	0- 0	HOME	0- 0	0- 1	0- 0				
1- 4	0- 1	0- 1	AWAY	0- 1	1- 1	1- 0				
0- 1	0- 0	0- 0	NEUTRAL	0- 0	0- 1	0- 1				
2- 11	0- 0	0- 0	CONFERENCE	0- 0	2- 11	2- 7				
2- 5	0- 0	0- 0	HOME	0- 0	2- 5	2- 3				
0- 6	0- 0	0- 0	AWAY	0- 0	0- 6	0- 4				
0- 0	0- 0	0- 0	NEUTRAL	0- 0	0- 0	0- 0				

RPI 1-25				RPI 26-50				RPI 51-100				RPI 101+ Team's RPI: 311			
RPI	S	Opponent	Score	RPI	S	Opponent	Score	RPI	S	Opponent	Score	RPI	S	Opponent	Score
9	A	Texas	44 68	41	A	Oklahoma St.	44 78	58	A	TCU	51 89	111	A	Lamar University	44 71
												129	H	Central Ark.	53 61
												131	A	Ole Miss	44 75
												132	A	SFA	48 83
												132	H	SFA	62 70
												194	H	Southern Miss.	59 71
												217	A	Abilene Christian	41 80
												226	A	New Orleans	63 81
												226	H	New Orleans	52 47
												232	N	Texas Southern	43 56
												249	H	Nicholls St.	63 79
												257	H	A&M-Corpus Christi	56 62
												259	A	McNeese	67 72
												259	H	McNeese	44 60
												294	A	Southeastern La.	65 71
												331	H	Sam Houston St.	63 60
												336	A	La.-Monroe	70 48

LAST 12 Division I GAMES:															
132	A	SFA	48 83	294	A	Southeastern La.	65 71								
111	A	Lamar University	44 71	331	H	Sam Houston St.	63 60								
259	H	McNeese	44 60	217	A	Abilene Christian	41 80								
226	H	New Orleans	52 47	132	H	SFA	62 70								
129	H	Central Ark.	53 61	257	H	A&M-Corpus Christi	56 62								
226	A	New Orleans	63 81	259	A	McNeese	67 72								

Non-Div I Games: LeTourneau 82 39 LSU-Shreveport 62 42 LSU-Alexandria 85 55 Central Baptist 87 22 Northwestern St.

Average RPI	Win:	75	WON-LOST	WINNING	LAST 10	STRENGTH OF	OPP. STRENGTH	TEAM	ADJ.	CONF.	ADJ CONF.
Average RPI	Loss:	3	RECORD	PCT. RANK	GAMES	SCHEDULE	OF SCHEDULE	RPI	RPI	RPI	RPI
DIV. I ONLY		23- 2	5	9- 1	1	4	2	2	1	1	
DIV. I NON-CONF.		12- 1	6	1- 0	2	9	2	2	1	1	

TOTALS	RPI 1-25		RPI 26-50		W-L RECORDS	RPI 51-100		RPI 101-999		RPI 201+	
23- 2	5- 2		7- 0		OVERALL	4- 0		7- 0		2- 0	
11- 0	2- 0		3- 0		HOME	2- 0		4- 0		2- 0	
9- 2	2- 2		3- 0		AWAY	2- 0		2- 0		0- 0	
3- 0	1- 0		1- 0		NEUTRAL	0- 0		1- 0		0- 0	
12- 1	3- 1		5- 0		NON-CONFERENCE	2- 0		2- 0		1- 0	
5- 0	2- 0		1- 0		HOME	1- 0		1- 0		1- 0	
4- 1	0- 1		3- 0		AWAY	1- 0		0- 0		0- 0	
3- 0	1- 0		1- 0		NEUTRAL	0- 0		1- 0		0- 0	
11- 1	2- 1		2- 0		CONFERENCE	2- 0		5- 0		1- 0	
6- 0	0- 0		2- 0		HOME	1- 0		3- 0		1- 0	
5- 1	2- 1		0- 0		AWAY	1- 0		2- 0		0- 0	
0- 0	0- 0		0- 0		NEUTRAL	0- 0		0- 0		0- 0	

RPI	S	Opponent	Score	RPI	S	Opponent	Score	RPI	S	Opponent	Score	RPI	S	Opponent	Score
1	A	UConn	71 80	27	N	South Fla.	76 66	54	H	Michigan St.	90 59	104	H	North Carolina	94 62
4	A	Louisville	67 100	32	H	Marquette	91 85	67	A	Georgia Tech	77 54	106	A	Wake Forest	96 73
5	A	Florida St.	100 69	36	H	Syracuse	87 72	67	H	Georgia Tech	85 69	122	N	ETSU	77 46
7	H	Tennessee	84 70	43	A	Michigan	83 63	74	A	Penn	66 54	140	H	Clemson	90 37
16	A	Duke	72 54	46	A	Oregon St.	72 67					167	A	Pittsburgh	87 53
18	N	South Carolina	92 85	47	H	Miami (FL)	83 76					208	H	Boston College	89 60
24	H	DePaul	91 82	48	A	Western Ky.	78 65					269	H	Mt. St. Mary's	121 65

LAST 12 Division I GAMES:															
67	H	Georgia Tech	85 69	7	H	Tennessee	84 70	208	H	Boston College	89 60	4	A	Louisville	67 100
16	A	Duke	72 54					67	A	Georgia Tech	77 54	47	H	Miami (FL)	83 76
104	H	North Carolina	94 62					106	A	Wake Forest	96 73				
5	A	Florida St.	100 69												
167	A	Pittsburgh	87 53												
140	H	Clemson	90 37												

Non-Div I Games:

Notre Dame

O
a
k
l
a
n
d

Oakland				Through Games Of Feb. 12, 2018							
Average RPI	Win:	277	WON-LOST	WINNING	LAST 10	STRENGTH OF	OPP. STRENGTH	TEAM	ADJ.	CONF.	ADJ CONF.
Average RPI	Loss:	107	RECORD	PCT. RANK	GAMES	SCHEDULE	OF SCHEDULE	RPI	RPI	RPI	RPI
DIV. I ONLY		10- 13	210	3- 7	206	166	219	219	11	11	
DIV. I NON-CONF.		6- 4	122	0- 0	282	181	151	151	15	15	

TOTALS		RPI 1-25	RPI 26-50		W-L RECORDS		RPI 51-100	RPI 101-999	RPI 201+		
10- 13		0- 1	0- 2		OVERALL		0- 4	10- 6	9- 1		
4- 6		0- 1	0- 1		HOME		0- 1	4- 3	4- 0		
4- 7		0- 0	0- 1		AWAY		0- 3	4- 3	3- 1		
2- 0		0- 0	0- 0		NEUTRAL		0- 0	2- 0	2- 0		
6- 4		0- 0	0- 2		NON-CONFERENCE		0- 1	6- 1	6- 0		
2- 1		0- 0	0- 1		HOME		0- 0	2- 0	2- 0		
2- 3		0- 0	0- 1		AWAY		0- 1	2- 1	2- 0		
2- 0		0- 0	0- 0		NEUTRAL		0- 0	2- 0	2- 0		
4- 9		0- 1	0- 0		CONFERENCE		0- 3	4- 5	3- 1		
2- 5		0- 1	0- 0		HOME		0- 1	2- 3	2- 0		
2- 4		0- 0	0- 0		AWAY		0- 2	2- 2	1- 1		
0- 0		0- 0	0- 0		NEUTRAL		0- 0	0- 0	0- 0		

RPI 1-25				RPI 26-50				RPI 51-100				RPI 101+ Team's RPI: 219			
RPI	S	Opponent	Score	RPI	S	Opponent	Score	RPI	S	Opponent	Score	RPI	S	Opponent	Score
12	H	Green Bay	48 81	29	H	Central Mich.	85 103	54	A	Michigan St.	63 95	113	H	Milwaukee	62 74
				43	A	Michigan	69 78	69	A	IUPUI	64 80	128	A	Cleveland St.	62 70
								99	A	Wright St.	75 80	128	H	Cleveland St.	66 86
								99	H	Wright St.	57 77	184	A	Northwestern	70 88
												195	A	Youngstown St.	58 48
												195	H	Youngstown St.	76 86
												244	A	Northern Ky.	59 66
												244	H	Northern Ky.	79 53
												245	H	Niagara	67 59
												255	H	Illinois St.	64 43
												267	A	Cornell	79 77
												286	N	Old Dominion	80 59
												289	A	Canius	83 48
												317	H	Detroit Mercy	83 50
												327	A	Ill.-Chicago	67 63
												340	N	Ark.-Pine Bluff	69 37

LAST 12 Division I GAMES:															
				99	A	Wright St.	75 80	113	H	Milwaukee	62 74				
				244	A	Northern Ky.	59 66	69	A	IUPUI	64 80				
				128	H	Cleveland St.	66 86	327	A	Ill.-Chicago	67 63				
				195	H	Youngstown St.	76 86	244	H	Northern Ky.	79 53				
				317	H	Detroit Mercy	83 50	99	H	Wright St.	57 77				
				12	H	Green Bay	48 81	195	A	Youngstown St.	58 48				

Non-Div I Games: Mich.-Dearborn 104 44

Oakland

Average RPI Win:	165	WON-LOST	WINNING	LAST 10	STRENGTH OF	OPP. STRENGTH	TEAM	ADJ.	CONF.	ADJ CONF.
Average RPI Loss:	69	RECORD	PCT. RANK	GAMES	SCHEDULE	OF SCHEDULE	RPI	RPI	RPI	RPI
DIV. I ONLY	12- 10	148	6- 4	25	97	77	77	8	8	
DIV. I NON-CONF.	5- 5	170	0- 0	65	215	113	113	8	8	

TOTALS	RPI 1-25	RPI 26-50	W-L RECORDS	RPI 51-100	RPI 101-999	RPI 201+				
12- 10	0- 1	1- 4	OVERALL	2- 3	9- 2	5- 0				
6- 4	0- 1	1- 2	HOME	1- 1	4- 0	2- 0				
6- 4	0- 0	0- 0	AWAY	1- 1	5- 0	3- 0				
0- 2	0- 0	0- 1	NEUTRAL	0- 0	0- 1	0- 0				
5- 5	0- 0	0- 2	NON-CONFERENCE	1- 1	4- 2	3- 0				
2- 2	0- 0	0- 1	HOME	0- 1	2- 0	1- 0				
3- 1	0- 0	0- 0	AWAY	1- 0	2- 1	2- 0				
0- 2	0- 0	0- 1	NEUTRAL	0- 0	0- 1	0- 0				
7- 5	0- 1	1- 2	CONFERENCE	1- 2	5- 0	2- 0				
4- 2	0- 1	1- 1	HOME	1- 0	2- 0	1- 0				
3- 3	0- 0	0- 1	AWAY	0- 2	3- 0	1- 0				
0- 0	0- 0	0- 0	NEUTRAL	0- 0	0- 0	0- 0				

RPI 1-25				RPI 26-50				RPI 51-100				Team's RPI : 77				RPI 101+			
RPI	S	Opponent	Score	RPI	S	Opponent	Score	RPI	S	Opponent	Score	RPI	S	Opponent	Score	RPI	S	Opponent	Score
20	H	Buffalo	63 67	28	N	Virginia	59 77	52	A	Purdue	77 71	109	A	Western Mich.	69 54				
				29	A	Central Mich.	58 82	64	A	Tol edo	57 75	124	H	Northern Ill.	77 75				
				29	H	Central Mich.	72 74	64	H	Tol edo	78 61	128	A	Cleveland St.	64 71				
				42	H	Ball St.	80 76	69	H	IUPUI	52 76	149	A	Kent St.	78 65				
				43	H	Michigan	61 74	91	A	Miami (OH)	55 64	173	H	High Point	64 61				
												188	N	Furman	68 70				
												205	A	Bowling Green	70 63				
												211	H	Akron	70 67				
												216	H	N. C. A&T	72 65				
												304	A	Eastern Ky.	69 57				
												334	A	Marshall	54 52				
LAST 12 Division I GAMES:																			
149	A	Kent St.	78 65	20	H	Buffalo	63 67	109	A	Western Mich.	69 54	64	A	Tol edo	57 75	211	H	Akron	70 67
29	H	Central Mich.	72 74	64	A	Tol edo	57 75	29	A	Central Mich.	58 82	64	H	Tol edo	78 61				
42	H	Ball St.	80 76	91	A	Miami (OH)	55 64												
124	H	Northern Ill.	77 75																
205	A	Bowling Green	70 63																

Non-Div I Games: Notre Dame (OH) 93 37

Ohio

Average RPI	Win:	89	WON-LOST	WINNING	LAST 10	STRENGTH OF	OPP. STRENGTH	TEAM	ADJ.	CONF.	ADJ CONF.
Average RPI	Loss:	21	RECORD	PCT. RANK	GAMES	SCHEDULE	OF SCHEDULE	RPI	RPI	RPI	RPI
DIV. I ONLY		20- 6	39	6- 4	4	7	6	6	3	3	
DIV. I NON-CONF.		11- 3	45	0- 1	9	6	7	7	4	4	

TOTALS	RPI 1-25		RPI 26-50		W-L RECORDS		RPI 51-100		RPI 101-999		RPI 201+
20- 6	2- 4		4- 2		OVERALL		7- 0		7- 0		0- 0
11- 2	1- 1		2- 1		HOME		5- 0		3- 0		0- 0
6- 4	0- 3		1- 1		AWAY		2- 0		3- 0		0- 0
3- 0	1- 0		1- 0		NEUTRAL		0- 0		1- 0		0- 0
11- 3	2- 2		1- 1		NON-CONFERENCE		2- 0		6- 0		0- 0
6- 1	1- 1		0- 0		HOME		2- 0		3- 0		0- 0
2- 2	0- 1		0- 1		AWAY		0- 0		2- 0		0- 0
3- 0	1- 0		1- 0		NEUTRAL		0- 0		1- 0		0- 0
9- 3	0- 2		3- 1		CONFERENCE		5- 0		1- 0		0- 0
5- 1	0- 0		2- 1		HOME		3- 0		0- 0		0- 0
4- 2	0- 2		1- 0		AWAY		2- 0		1- 0		0- 0
0- 0	0- 0		0- 0		NEUTRAL		0- 0		0- 0		0- 0

RPI	S	Opponent	Score	RPI	S	Opponent	Score	RPI	S	Opponent	Score	RPI	S	Opponent	Score
4	H	Louisville	90 95	26	H	Rutgers	90 68	54	H	Michigan St.	78 62	116	H	Dartmouth	103 70
13	A	Maryland	69 99	27	A	South Fla.	65 84	55	H	Quinnipiac	95 63	135	A	Cincinnati	87 76
14	H	Stanford	85 64	43	A	Michigan	78 71	65	A	Indiana	77 62	150	H	Idaho	99 56
14	N	Stanford	94 82	43	H	Michigan	75 84	65	H	Indiana	85 70	163	A	Florida	103 77
16	A	Duke	60 69	44	H	Minnesota	91 75	66	A	Nebraska	73 61	174	H	Washington	85 76
21	A	Iowa	89 103	45	N	FGCU	104 62	80	H	Maine	83 70	185	A	Wisconsin	68 55
								83	H	Penn St.	94 64	193	N	Memphis	100 69

LAST 12 Division I GAMES:															
27	A	South Fla.	65 84	13	A	Maryland	69 99								
26	H	Rutgers	90 68	43	H	Michigan	75 84								
185	A	Wisconsin	68 55	65	A	Indiana	77 62								
83	H	Penn St.	94 64	43	A	Michigan	78 71								
54	H	Michigan St.	78 62	44	H	Minnesota	91 75								
21	A	Iowa	89 103	65	H	Indiana	85 70								

Non-Div I Games:

Ohio St.

Oklahoma

Oklahoma				Through Games Of Feb. 12, 2018							
Average RPI	Win:	111	WON-LOST	WINNING	LAST 10	STRENGTH OF	OPP. STRENGTH	TEAM	ADJ.	CONF.	ADJ CONF.
Average RPI	Loss:	43	RECORD	PCT. RANK	GAMES	SCHEDULE	OF SCHEDULE	RPI	RPI	RPI	RPI
DIV. I ONLY			13- 12	169	6- 4	2	31	30	30	4	4
DIV. I NON-CONF.			5- 6	187	0- 0	3	28	32	32	5	5

TOTALS		RPI 1-25		RPI 26-50		W-L RECORDS		RPI 51-100	RPI 101-999	RPI 201+	
13- 12		0- 6		1- 3		OVERALL		6- 1	6- 2	1- 0	
8- 4		0- 2		1- 1		HOME		5- 0	2- 1	0- 0	
5- 7		0- 3		0- 2		AWAY		1- 1	4- 1	1- 0	
0- 1		0- 1		0- 0		NEUTRAL		0- 0	0- 0	0- 0	
5- 6		0- 3		1- 1		NON-CONFERENCE		2- 0	2- 2	0- 0	
4- 1		0- 0		1- 0		HOME		2- 0	1- 1	0- 0	
1- 4		0- 2		0- 1		AWAY		0- 0	1- 1	0- 0	
0- 1		0- 1		0- 0		NEUTRAL		0- 0	0- 0	0- 0	
8- 6		0- 3		0- 2		CONFERENCE		4- 1	4- 0	1- 0	
4- 3		0- 2		0- 1		HOME		3- 0	1- 0	0- 0	
4- 3		0- 1		0- 1		AWAY		1- 1	3- 0	1- 0	
0- 0		0- 0		0- 0		NEUTRAL		0- 0	0- 0	0- 0	

RPI 1-25				RPI 26-50				Team's RPI: 30				RPI 51-100				RPI 101+			
RPI	S	Opponent	Score	RPI	S	Opponent	Score	RPI	S	Opponent	Score	RPI	S	Opponent	Score	RPI	S	Opponent	Score
1	N	UConn	64 88	27	H	South Fla.	79 74	51	H	West Virginia	76 57	114	A	Little Rock	56 68				
8	A	Baylor	65 74	38	A	South Dakota St.	61 67	58	A	TCU	58 62	115	A	Colorado St.	78 46				
8	H	Baylor	52 74	41	A	Oklahoma St.	82 96	58	H	TCU	84 71	120	A	Iowa St.	74 69				
9	H	Texas	78 88	41	H	Oklahoma St.	67 70	72	H	Belmont	96 73	163	H	Florida	61 80				
11	A	Oregon	74 92					84	A	Kansas St.	76 71	165	A	Kansas	72 52				
24	A	DePaul	108 111					84	H	Kansas St.	68 49	165	H	Kansas	97 64				
								86	H	New Mexico	105 63	191	H	SMU	87 75				
												227	A	Texas Tech	73 52				
LAST 12 Division I GAMES:																			
165	A	Kansas	72 52	41	H	Oklahoma St.	67 70	41	H	Oklahoma St.	67 70	41	H	Oklahoma St.	67 70				
8	A	Baylor	65 74	84	A	Kansas St.	76 71	84	A	Kansas St.	76 71	84	A	Kansas St.	76 71				
51	H	West Virginia	76 57	8	H	Baylor	52 74	8	H	Baylor	52 74	8	H	Baylor	52 74				
84	H	Kansas St.	68 49	227	A	Texas Tech	73 52	227	A	Texas Tech	73 52	227	A	Texas Tech	73 52				
58	A	TCU	58 62	41	A	Oklahoma St.	82 96	41	A	Oklahoma St.	82 96	41	A	Oklahoma St.	82 96				
165	H	Kansas	97 64	58	H	TCU	84 71	58	H	TCU	84 71	58	H	TCU	84 71				

Non-Div I Games:

Oklahoma

Oklahoma

Average RPI		Win: 165	WON-LOST RECORD	WINNING PCT. RANK	LAST 10 GAMES	STRENGTH OF SCHEDULE	OPP. STRENGTH OF SCHEDULE	TEAM RPI	ADJ. RPI	CONF. RPI	ADJ CONF. RPI	
DIV. I ONLY			18- 6	48	7- 3	95	23	41	41	4	4	
DIV. I NON-CONF.			9- 2	33	0- 0	169	96	62	62	5	5	

TOTALS		RPI 1-25		RPI 26-50		W-L RECORDS		RPI 51-100		RPI 101-999		RPI 201+
18- 6		1- 4		2- 0		OVERALL		4- 1		11- 1		7- 0
13- 1		1- 0		1- 0		HOME		2- 0		9- 1		6- 0
4- 4		0- 3		1- 0		AWAY		1- 1		2- 0		1- 0
1- 1		0- 1		0- 0		NEUTRAL		1- 0		0- 0		0- 0
9- 2		1- 2		0- 0		NON-CONFERENCE		1- 0		7- 0		5- 0
8- 0		1- 0		0- 0		HOME		0- 0		7- 0		5- 0
0- 1		0- 1		0- 0		AWAY		0- 0		0- 0		0- 0
1- 1		0- 1		0- 0		NEUTRAL		1- 0		0- 0		0- 0
9- 4		0- 2		2- 0		CONFERENCE		3- 1		4- 1		2- 0
5- 1		0- 0		1- 0		HOME		2- 0		2- 1		1- 0
4- 3		0- 2		1- 0		AWAY		1- 1		2- 0		1- 0
0- 0		0- 0		0- 0		NEUTRAL		0- 0		0- 0		0- 0

RPI 1-25				RPI 26-50				Team's RPI: 41				RPI 51-100				RPI 101+			
RPI	S	Opponent	Score	RPI	S	Opponent	Score	RPI	S	Opponent	Score	RPI	S	Opponent	Score	RPI	S	Opponent	Score
3	A	Mississippi St.	76 79	30	A	Oklahoma	70 67	51	H	West Virginia	79 73	120	A	Iowa St.	81 73				
7	N	Tennessee	69 79	30	H	Oklahoma	96 82	58	A	TCU	71 54	120	H	Iowa St.	69 78				
8	A	Baylor	64 77					73	N	South Dakota	76 68	153	H	Wichita St.	91 67				
9	A	Texas	79 84					84	A	Kansas St.	64 80	165	H	Kansas	92 63				
10	H	UCLA	87 72					84	H	Kansas St.	76 68	181	H	Southern U.	94 66				
												227	A	Texas Tech	98 57				
												227	H	Texas Tech	80 62				
												283	H	USC Upstate	108 71				
												311	H	Northwestern St.	78 44				
												314	H	Incarnate Word	86 35				
												318	H	UTRGV	80 38				
												336	H	La.-Monroe	112 58				
LAST 12 Division I GAMES:																			
120	A	Iowa St.	81 73	30	A	Oklahoma	70 67	51	H	West Virginia	79 73								
58	A	TCU	71 54					84	A	Kansas St.	64 80								
165	H	Kansas	92 63					30	H	Oklahoma	96 82								
8	A	Baylor	64 77					9	A	Texas	79 84								
227	H	Texas Tech	80 62					84	H	Kansas St.	76 68								
120	H	Iowa St.	69 78																

Non-Div I Games:

Oklahoma St.

Average RPI Win:	292	WON-LOST	WINNING	LAST 10	STRENGTH OF	OPP. STRENGTH	TEAM	ADJ.	CONF.	ADJ CONF.
Average RPI Loss:	148	RECORD	PCT. RANK	GAMES	SCHEDULE	OF SCHEDULE	RPI	RPI	RPI	RPI
DIV. I ONLY	6- 19	300	4- 6	150	235	286	286	18	18	
DIV. I NON-CONF.	2- 12	306	0- 1	134	260	298	298	20	20	

TOTALS	RPI 1-25	RPI 26-50	W-L RECORDS	RPI 51-100	RPI 101-999	RPI 201+				
6- 19	0- 2	0- 1	OVERALL	0- 3	6- 13	5- 5				
5- 7	0- 2	0- 0	HOME	0- 2	5- 3	5- 0				
1- 9	0- 0	0- 1	AWAY	0- 1	1- 7	0- 3				
0- 3	0- 0	0- 0	NEUTRAL	0- 0	0- 3	0- 2				
2- 12	0- 2	0- 0	NON-CONFERENCE	0- 1	2- 9	2- 3				
2- 5	0- 2	0- 0	HOME	0- 1	2- 2	2- 0				
0- 4	0- 0	0- 0	AWAY	0- 0	0- 4	0- 1				
0- 3	0- 0	0- 0	NEUTRAL	0- 0	0- 3	0- 2				
4- 7	0- 0	0- 1	CONFERENCE	0- 2	4- 4	3- 2				
3- 2	0- 0	0- 0	HOME	0- 1	3- 1	3- 0				
1- 5	0- 0	0- 1	AWAY	0- 1	1- 3	0- 2				
0- 0	0- 0	0- 0	NEUTRAL	0- 0	0- 0	0- 0				

RPI 1-25				RPI 26-50				RPI 51-100				RPI 101+ Team's RPI: 286			
RPI	S	Opponent	Score	RPI	S	Opponent	Score	RPI	S	Opponent	Score	RPI	S	Opponent	Score
16	H	Duke	51 84	48	A	Western Ky.	48 62	81	H	UAB	61 74	110	A	George Mason	53 66
19	H	NC State	56 73					87	H	Liberty	55 63	112	N	Saint Francis (PA)	68 79
								95	A	Rice	45 53	134	A	William & Mary	58 75
												135	H	Cincinnati	33 54
												157	A	Louisiana Tech	45 59
												186	H	Charlotte	60 63
												194	A	Southern Miss.	74 55
												197	A	Hampton	42 50
												200	H	Richmond	45 54
												217	N	Abilene Christian	60 74
												219	N	Oakland	59 80
												222	A	North Texas	46 63
												288	A	VCU	39 68
												296	A	UTSA	56 64
												296	H	UTSA	69 63
												303	H	FIU	68 60
												306	H	Coppin St.	75 67
												316	H	South Carolina St.	52 35
												334	H	Marshall	69 53

LAST 12 Division I GAMES:															
194	A	Southern Miss.	74 55	334	H	Marshall	69 53	197	A	Hampton	42 50				
48	A	Western Ky.	48 62	296	A	UTSA	56 64	222	A	North Texas	46 63				
303	H	FIU	68 60	186	H	Charlotte	60 63	81	H	UAB	61 74				
95	A	Rice	45 53												
157	A	Louisiana Tech	45 59												
296	H	UTSA	69 63												

Non-Div I Games:

Old Dominion

O
l
e
M
i
s
s

Ole Miss				Through Games Of Feb. 12, 2018							
Average RPI	Win:	209	WON-LOST	WINNING	LAST 10	STRENGTH OF	OPP. STRENGTH	TEAM	ADJ.	CONF.	ADJ CONF.
Average RPI	Loss:	59	RECORD	PCT. RANK	GAMES	SCHEDULE	OF SCHEDULE	RPI	RPI	RPI	RPI
DIV. I ONLY			11- 14	206	1- 9	42	72	131	131	2	2
DIV. I NON-CONF.			10- 3	52	0- 0	172	258	73	73	2	2

TOTALS		RPI 1-25		RPI 26-50		W-L RECORDS		RPI 51-100	RPI 101-999	RPI 201+	
11- 14		0- 8		0- 0		OVERALL		0- 2	11- 4	4- 0	
9- 5		0- 3		0- 0		HOME		0- 1	9- 1	3- 0	
1- 8		0- 0		0- 0		AWAY		0- 0	1- 0	0- 0	
1- 1		0- 0		0- 0		NEUTRAL		0- 0	1- 1	1- 0	
10- 3		0- 1		0- 0		NON-CONFERENCE		0- 0	10- 2	4- 0	
8- 0		0- 0		0- 0		HOME		0- 0	8- 0	3- 0	
1- 2		0- 1		0- 0		AWAY		0- 0	1- 1	0- 0	
1- 1		0- 0		0- 0		NEUTRAL		0- 0	1- 1	1- 0	
1- 11		0- 7		0- 0		CONFERENCE		0- 2	1- 2	0- 0	
1- 5		0- 3		0- 0		HOME		0- 1	1- 1	0- 0	
0- 6		0- 4		0- 0		AWAY		0- 1	0- 1	0- 0	
0- 0		0- 0		0- 0		NEUTRAL		0- 0	0- 0	0- 0	

RPI 1-25				RPI 26-50				RPI 51-100				RPI 101+ Team's RPI: 131			
RPI	S	Opponent	Score	RPI	S	Opponent	Score	RPI	S	Opponent	Score	RPI	S	Opponent	Score
3	A	Mississippi St.	45 76					94	H	Alabama	79 82	103	N	Saint Louis	64 79
3	H	Mississippi St.	49 69					98	A	Arkansas	72 73	119	H	Middle Tenn.	65 56
7	A	Tennessee	66 75									121	H	South Ala.	66 59
11	A	Oregon	46 90									130	H	Vanderbilt	72 75
15	H	Missouri	48 67									138	A	Portland St.	79 94
17	A	Texas A&M	54 83									163	A	Florida	60 61
18	H	South Carolina	62 88									163	H	Florida	78 75
22	A	Georgia	45 69									166	H	Troy	96 93
LAST 12 Division I GAMES:															
94	H	Alabama	79 82	163	A	Florida	60 61								
17	A	Texas A&M	54 83	15	H	Missouri	48 67								
22	A	Georgia	45 69	3	A	Mississippi St.	45 76								
130	H	Vanderbilt	72 75	163	H	Florida	78 75								
3	H	Mississippi St.	49 69	18	H	South Carolina	62 88								
7	A	Tennessee	66 75	98	A	Arkansas	72 73								

O
l
e
M
i
s
s

Non-Div I Games:

Ole Miss

Average RPI Win: **263**
 Average RPI Loss: **137**

WON-LOST
RECORD

WINNING
PCT. RANK

LAST 10
GAMES

STRENGTH OF
SCHEDULE

OPP. STRENGTH
OF SCHEDULE

TEAM
RPI

ADJ.
RPI

CONF.
RPI

ADJ CONF.
RPI

DIV. I ONLY	8- 12	227	2- 7	197	225	239	239	15	15
DIV. I NON-CONF.	6- 4	122	1- 0	277	304	157	157	17	17
<hr/>									
TOTALS	RPI 1-25	RPI 26-50	W-L RECORDS	RPI 51-100	RPI 101-999	RPI 201+			
8- 12	0- 0	0- 3	OVERALL	0- 2	8- 7	6- 3			
5- 5	0- 0	0- 2	HOME	0- 0	5- 3	4- 0			
3- 7	0- 0	0- 1	AWAY	0- 2	3- 4	2- 3			
0- 0	0- 0	0- 0	NEUTRAL	0- 0	0- 0	0- 0			
6- 4	0- 0	0- 1	NON-CONFERENCE	0- 1	6- 2	4- 2			
3- 1	0- 0	0- 1	HOME	0- 0	3- 0	2- 0			
3- 3	0- 0	0- 0	AWAY	0- 1	3- 2	2- 2			
0- 0	0- 0	0- 0	NEUTRAL	0- 0	0- 0	0- 0			
2- 8	0- 0	0- 2	CONFERENCE	0- 1	2- 5	2- 1			
2- 4	0- 0	0- 1	HOME	0- 0	2- 3	2- 0			
0- 4	0- 0	0- 1	AWAY	0- 1	0- 2	0- 1			
0- 0	0- 0	0- 0	NEUTRAL	0- 0	0- 0	0- 0			

RPI	S	Opponent	Score	RPI	S	Opponent	Score	RPI	S	Opponent	Score	RPI	S	Opponent	Score	Team's RPI: 239
37	H	Creighton	51 72	73	A	South Dakota	46 70	105	A	Western Ill.	68 103	105	H	Western Ill.	51 90	
38	A	South Dakota St.	64 89	84	A	Kansas St.	60 81	144	H	UNI	78 74	180	H	Denver	74 85	
38	H	South Dakota St.	54 103					190	H	Oral Roberts	53 82	201	A	CSUN	68 60	
								224	A	CSU Bakersfield	43 52	233	H	Montana St.	64 53	
								247	A	Bradley	56 69	283	A	USC Upstate	69 66	
								284	H	North Dakota St.	80 67	298	A	Wofford	64 60	
								320	A	Fort Wayne	65 76	320	H	Fort Wayne	77 61	
								344	H	Florida A&M	78 73					
<hr/>																
LAST 12 Division I GAMES:																
320	H	Fort Wayne	77 61	105	H	Western Ill.	51 90	320	A	Fort Wayne	65 76	38	A	South Dakota St.	64 89	
105	A	Western Ill.	68 103	38	A	South Dakota St.	64 89	190	H	Oral Roberts	53 82	201	A	CSUN	68 60	
38	H	South Dakota St.	54 103	224	A	CSU Bakersfield	43 52									
284	H	North Dakota St.	80 67													
73	A	South Dakota	46 70													
180	H	Denver	74 85													

Non-Div I Games: Graceland (IA) 96 69 Peru St. 63 47 St. Mary (NE) 81 58

Omaha

Average RPI Win:	282	WON-LOST	WINNING	LAST 10	STRENGTH OF	OPP. STRENGTH	TEAM	ADJ.	CONF.	ADJ CONF.
Average RPI Loss:	89	RECORD	PCT. RANK	GAMES	SCHEDULE	OF SCHEDULE	RPI	RPI	RPI	RPI
DIV. I ONLY	13- 10	139	4- 5	300	168	190	190	15	15	
DIV. I NON-CONF.	7- 5	132	0- 0	337	198	223	223	17	17	
TOTALS	RPI 1-25	RPI 26-50	W-L RECORDS	RPI 51-100	RPI 101-999	RPI 201+				
13- 10	0- 0	0- 2	OVERALL	0- 4	13- 4	11- 0				
4- 4	0- 0	0- 1	HOME	0- 2	4- 1	3- 0				
5- 6	0- 0	0- 1	AWAY	0- 2	5- 3	4- 0				
4- 0	0- 0	0- 0	NEUTRAL	0- 0	4- 0	4- 0				
7- 5	0- 0	0- 0	NON-CONFERENCE	0- 3	7- 2	6- 0				
1- 1	0- 0	0- 0	HOME	0- 1	1- 0	1- 0				
2- 4	0- 0	0- 0	AWAY	0- 2	2- 2	1- 0				
4- 0	0- 0	0- 0	NEUTRAL	0- 0	4- 0	4- 0				
6- 5	0- 0	0- 2	CONFERENCE	0- 1	6- 2	5- 0				
3- 3	0- 0	0- 1	HOME	0- 1	3- 1	2- 0				
3- 2	0- 0	0- 1	AWAY	0- 0	3- 1	3- 0				
0- 0	0- 0	0- 0	NEUTRAL	0- 0	0- 0	0- 0				

RPI 1-25	RPI 26-50	RPI 51-100	RPI 101+	Team's RPI: 190
RPI S Opponent Score	RPI S Opponent Score	RPI S Opponent Score	RPI S Opponent Score	
38 A South Dakota St. 72 96	58 A TCU 58 72	105 A Western Ill. 49 56		
38 H South Dakota St. 70 77	73 H South Dakota 68 73	105 H Western Ill. 63 85		
	92 A Utah 50 71	108 A Missouri St. 66 76		
	98 H Arkansas 66 77	170 A Tulsa 53 41		
		177 A UT Arlington 46 70		
		180 H Denver 90 60		
		239 A Omaha 82 53		
		268 A UMKC 76 73		
		284 A North Dakota St. 64 57		
		284 H North Dakota St. 71 48		
		302 N Alcorn 76 52		
		313 N Cal St. Fullerton 60 50		
		320 A Fort Wayne 73 48		
		320 H Fort Wayne 66 45		
		322 H Houston Baptist 78 56		
		325 N Long Beach St. 64 58		
		338 N Chicago St. 73 43		
LAST 12 Division I GAMES:				
38 A South Dakota St. 72 96	38 H South Dakota St. 70 77			
284 A North Dakota St. 64 57	284 H North Dakota St. 71 48			
105 H Western Ill. 63 85	105 A Western Ill. 49 56			
320 H Fort Wayne 66 45	320 A Fort Wayne 73 48			
180 H Denver 90 60	239 A Omaha 82 53			
73 H South Dakota 68 73	92 A Utah 50 71			

Non-Div I Games: Okla. Panhandle 88 35 Cent. Christian (KS) 18 47

Oral Roberts

Average RPI Win: 121

Average RPI Loss: 17

WON-LOST
RECORDWINNING
PCT. RANKLAST 10
GAMESSTRENGTH OF
SCHEDULEOPP. STRENGTH
OF SCHEDULETEAM
RPIADJ.
RPICONF.
RPIADJ CONF.
RPIDIV. I ONLY
DIV. I NON-CONF.23- 4
11- 212
228- 2
0- 028
2017
1711
611
65
35
3

TOTALS

RPI 1-25

RPI 26-50

W-L RECORDS

RPI 51-100

RPI 101-999

RPI 201+

23- 4

3- 3

5- 1

OVERALL

4- 0

11- 0

3- 0

14- 1

0- 1

4- 0

HOME

2- 0

8- 0

2- 0

7- 3

2- 2

1- 1

AWAY

2- 0

2- 0

0- 0

2- 0

1- 0

0- 0

NEUTRAL

0- 0

1- 0

1- 0

11- 2

2- 2

1- 0

NON-CONFERENCE

1- 0

7- 0

2- 0

8- 0

0- 0

1- 0

HOME

1- 0

6- 0

1- 0

1- 2

1- 2

0- 0

AWAY

0- 0

0- 0

0- 0

2- 0

1- 0

0- 0

NEUTRAL

0- 0

1- 0

1- 0

12- 2

1- 1

4- 1

CONFERENCE

3- 0

4- 0

1- 0

6- 1

0- 1

3- 0

HOME

1- 0

2- 0

1- 0

6- 1

1- 0

1- 1

AWAY

2- 0

2- 0

0- 0

0- 0

0- 0

0- 0

NEUTRAL

0- 0

0- 0

0- 0

RPI 1-25

Team's RPI: 11

RPI 26-50

RPI 51-100

RPI 101+

RPI	S	Opponent	Score
3	A	Mississippi St.	79 90
4	A	Louisville	61 74
10	A	UCLA	70 61
14	H	Stanford	65 78
17	A	Texas A&M	83 68
17	N	Texas A&M	84 62

RPI	S	Opponent	Score
30	H	Oklahoma	92 74
33	H	Arizona St.	74 64
35	H	California	91 54
46	A	Oregon St.	79 85
46	H	Oregon St.	75 63
50	A	Southern California	70 66

RPI	S	Opponent	Score
85	H	Drake	110 77
88	A	Washington St.	90 79
88	H	Washington St.	89 56
92	A	Utah	84 68

RPI	S	Opponent	Score
131	H	Ole Miss	90 46
142	A	Colorado	74 55
147	H	Weber St.	114 87
174	A	Washington	76 63
174	H	Washington	94 83
182	H	Eastern Wash.	81 40
197	H	Hampton	87 45
201	H	CSUN	91 43
252	N	Hawaii	85 44
277	H	Arizona	62 44
324	H	Southern Utah	98 38

LAST 12 Division I GAMES:

88	A	Washington St.	90 79	46	H	Oregon St.	75 63
174	A	Washington	76 63	46	A	Oregon St.	79 85
14	H	Stanford	65 78	33	H	Arizona St.	74 64
35	H	California	91 54	277	H	Arizona	62 44
92	A	Utah	84 68	10	A	UCLA	70 61
142	A	Colorado	74 55	50	A	Southern California	70 66

Average RPI Win: 173

Average RPI Loss: 17

WON-LOST
RECORDWINNING
PCT. RANKLAST 10
GAMESSTRENGTH OF
SCHEDULEOPP. STRENGTH
OF SCHEDULETEAM
RPIADJ.
RPICONF.
RPIADJ CONF.
RPIDIV. I ONLY
DIV. I NON-CONF.19- 6
9- 244
338- 2
0- 0115
25937
13346
9346
935
35
3

TOTALS

RPI 1-25

RPI 26-50

W-L RECORDS

RPI 51-100

RPI 101-999

RPI 201+

19- 6

1- 5

2- 1

OVERALL

4- 0

12- 0

7- 0

12- 2

1- 2

2- 0

HOME

2- 0

7- 0

5- 0

5- 4

0- 3

0- 1

AWAY

2- 0

3- 0

1- 0

2- 0

0- 0

0- 0

NEUTRAL

0- 0

2- 0

1- 0

9- 2

0- 2

0- 0

NON-CONFERENCE

1- 0

8- 0

6- 0

6- 1

0- 1

0- 0

HOME

1- 0

5- 0

4- 0

1- 1

0- 1

0- 0

AWAY

0- 0

1- 0

1- 0

2- 0

0- 0

0- 0

NEUTRAL

0- 0

2- 0

1- 0

10- 4

1- 3

2- 1

CONFERENCE

3- 0

4- 0

1- 0

6- 1

1- 1

2- 0

HOME

1- 0

2- 0

1- 0

4- 3

0- 2

0- 1

AWAY

2- 0

2- 0

0- 0

0- 0

0- 0

0- 0

NEUTRAL

0- 0

0- 0

0- 0

RPI 1-25

RPI 26-50

Team's RPI: 46

RPI 51-100

RPI 101+

RPI	S	Opponent	Score
2	H	Notre Dame	67 72
10	A	UCLA	49 84
11	A	Oregon	63 75
11	H	Oregon	85 79
14	H	Stanford	57 60
16	A	Duke	65 72

RPI	S	Opponent	Score
33	H	Arizona St.	57 54
35	H	Cal i forn i a	68 48
50	A	Southern Cal i forn i a	61 65

RPI	S	Opponent	Score
57	H	UC Davi s	61 47
88	A	Washi ngton St.	63 61
88	H	Washi ngton St.	71 53
92	A	Utah	69 58

RPI	S	Opponent	Score
142	A	Col orado	86 71
169	H	North Dakota	65 55
174	A	Washi ngton	95 57
174	H	Washi ngton	75 63
189	N	Nevada	89 49
203	H	UC Santa Barbara	74 49
250	H	San Jose St.	110 62
277	H	Ari zona	88 48
297	N	Utah St.	94 55
328	H	Utah Valley	98 41
335	A	N. C. Central	97 44
341	H	Savannah St.	84 36

LAST 12 Di vi si on I GAMES:

174	A	Washington	95 57	11	A	Oregon	63 75
88	A	Washington St.	63 61	11	H	Oregon	85 79
35	H	Cal i forn i a	68 48	277	H	Ari zona	88 48
14	H	Stanford	57 60	33	H	Ari zona St.	57 54
142	A	Col orado	86 71	50	A	Southern Cal i forn i a	61 65
92	A	Utah	69 58	10	A	UCLA	49 84

Non-Di v I Games:

Oregon St.

■ Loss,
 ■ Non-Conf,
 S Site,
 ■ Home
 ■ Away
 N Neutral

Average RPI Win: 209
Average RPI Loss: 106

WON-LOST
RECORD

WINNING
PCT. RANK

LAST 10
GAMES

STRENGTH OF
SCHEDULE

OPP. STRENGTH
OF SCHEDULE

TEAM
RPI

ADJ.
RPI

CONF.
RPI

ADJ CONF.
RPI

DIV. I ONLY	11- 13	198	6- 4	92	134	171	171	13	13
DIV. I NON-CONF.	5- 5	170	0- 0	39	157	124	124	11	11
TOTALS	RPI 1-25	RPI 26-50	W-L RECORDS	RPI 51-100	RPI 101-999	RPI 201+			
11- 13	0- 0	1- 4	OVERALL	0- 3	10- 6	8- 1			
8- 6	0- 0	1- 2	HOME	0- 2	7- 2	5- 0			
3- 7	0- 0	0- 2	AWAY	0- 1	3- 4	3- 1			
0- 0	0- 0	0- 0	NEUTRAL	0- 0	0- 0	0- 0			
5- 5	0- 0	1- 2	NON-CONFERENCE	0- 1	4- 2	3- 0			
4- 3	0- 0	1- 1	HOME	0- 1	3- 1	2- 0			
1- 2	0- 0	0- 1	AWAY	0- 0	1- 1	1- 0			
0- 0	0- 0	0- 0	NEUTRAL	0- 0	0- 0	0- 0			
6- 8	0- 0	0- 2	CONFERENCE	0- 2	6- 4	5- 1			
4- 3	0- 0	0- 1	HOME	0- 1	4- 1	3- 0			
2- 5	0- 0	0- 1	AWAY	0- 1	2- 3	2- 1			
0- 0	0- 0	0- 0	NEUTRAL	0- 0	0- 0	0- 0			

RPI 1-25				RPI 26-50				RPI 51-100				RPI 101+ Team's RPI: 171			
RPI	S	Opponent	Score	RPI	S	Opponent	Score	RPI	S	Opponent	Score	RPI	S	Opponent	Score
				31	A	Northern Colo.	55 80	57	H	UC Davis	58 90	111	H	Lamar University	80 75
				35	H	Cal i forn i a	85 92	76	A	Saint Mary' s (CA)	88 96	125	H	Brown	57 74
				40	H	UCF	78 74	76	H	Saint Mary' s (CA)	69 70	126	A	BYU	65 77
				49	A	Gonzaga	66 90					126	H	BYU	83 76
				49	H	Gonzaga	72 99					145	A	Fresno St.	70 81
												146	A	Loyola Marymount	60 75
												151	H	San Francisco	71 81
												202	A	San Diego	81 68
												218	A	Seattle U	85 73
												230	A	Pepperdi ne	85 77
												230	H	Pepperdi ne	84 73
												250	H	San Jose St.	106 97
												276	H	Santa Clara	55 37
												308	A	Portland	67 89
												308	H	Portland	91 55
												313	H	Cal St. Fullerton	81 65
LAST 12 Division I GAMES:															
				308	A	Portland	67 89	76	A	Saint Mary' s (CA)	88 96				
				49	A	Gonzaga	66 90	230	A	Pepperdi ne	85 77				
				230	H	Pepperdi ne	84 73	308	H	Portland	91 55				
				276	H	Santa Clara	55 37	202	A	San Diego	81 68				
				126	H	BYU	83 76	126	A	BYU	65 77				
				151	H	San Francisco	71 81	76	H	Saint Mary' s (CA)	69 70				

Non-Div I Games:

UC Merced

123 59

Paci fi c

Average RPI Win:	159	WON-LOST	WINNING	LAST 10	STRENGTH OF	OPP. STRENGTH	TEAM	ADJ.	CONF.	ADJ CONF.
Average RPI Loss:	67	RECORD	PCT. RANK	GAMES	SCHEDULE	OF SCHEDULE	RPI	RPI	RPI	RPI
DIV. I ONLY	14- 12	156	4- 6	52	55	83	83	3	3	
DIV. I NON-CONF.	9- 4	82	0- 0	186	144	89	89	4	4	

TOTALS	RPI 1-25	RPI 26-50	W-L RECORDS	RPI 51-100	RPI 101-999	RPI 201+				
14- 12	0- 3	1- 4	OVERALL	4- 3	9- 2	5- 1				
10- 2	0- 1	1- 1	HOME	4- 0	5- 0	4- 0				
4- 8	0- 2	0- 3	AWAY	0- 2	4- 1	1- 1				
0- 2	0- 0	0- 0	NEUTRAL	0- 1	0- 1	0- 0				
9- 4	0- 0	0- 0	NON-CONFERENCE	2- 2	7- 2	4- 1				
6- 0	0- 0	0- 0	HOME	2- 0	4- 0	3- 0				
3- 2	0- 0	0- 0	AWAY	0- 1	3- 1	1- 1				
0- 2	0- 0	0- 0	NEUTRAL	0- 1	0- 1	0- 0				
5- 8	0- 3	1- 4	CONFERENCE	2- 1	2- 0	1- 0				
4- 2	0- 1	1- 1	HOME	2- 0	1- 0	1- 0				
1- 6	0- 2	0- 3	AWAY	0- 1	1- 0	0- 0				
0- 0	0- 0	0- 0	NEUTRAL	0- 0	0- 0	0- 0				

RPI 1-25				RPI 26-50				RPI 51-100				RPI 101+			
RPI	S	Opponent	Score	RPI	S	Opponent	Score	RPI	S	Opponent	Score	RPI	S	Opponent	Score
6	A	Ohio St.	64 94	26	A	Rutgers	65 70	52	A	Purdue	73 88	106	H	Wake Forest	68 58
13	H	Maryland	65 69	26	H	Rutgers	70 67	54	H	Michigan St.	74 59	157	N	Louisiana Tech	59 71
21	A	Iowa	76 80	43	A	Michigan	69 89	59	A	American	66 75	167	A	Pittsburgh	59 48
				44	A	Minnesota	68 101	62	H	Drexel	84 70	185	A	Wisconsin	69 62
				44	H	Minnesota	71 91	65	H	Indiana	77 74	192	A	Providence	60 51
								70	H	Fordham	65 60	206	H	Siena	86 72
								84	N	Kansas St.	65 70	214	H	Illinois	68 59
Team's RPI: 83															
LAST 12 Division I GAMES:															
44	A	Minnesota	68 101	26	H	Rutgers	70 67	185	A	Wisconsin	69 62	253	H	Manhattan	78 46
21	A	Iowa	76 80	44	H	Michigan St.	74 59	44	H	Minnesota	71 91	256	A	St. Bonaventure	62 65
54	H	Michigan St.	74 59	26	A	Rutgers	65 70	65	H	Indiana	77 74	291	H	Central Conn. St.	83 66
6	A	Ohio St.	64 94	73	A	Purdue	73 88	13	H	Maryland	65 69	334	A	Marshall	80 65
52	A	Purdue	73 88	214	H	Illinois	68 59								

Non-Div I Games:

Penn St.

Average RPI Win:	230	WON-LOST	WINNING	LAST 10	STRENGTH OF	OPP. STRENGTH	TEAM	ADJ.	CONF.	ADJ CONF.
Average RPI Loss:	153	RECORD	PCT. RANK	GAMES	SCHEDULE	OF SCHEDULE	RPI	RPI	RPI	RPI
DIV. I ONLY	9- 15	246	3- 7	143	240	230	230	13	13	
DIV. I NON-CONF.	4- 6	214	0- 0	119	345	197	197	11	11	

TOTALS	RPI 1-25	RPI 26-50	W-L RECORDS	RPI 51-100	RPI 101-999	RPI 201+				
9- 15	0- 0	0- 1	OVERALL	0- 3	9- 11	5- 4				
7- 4	0- 0	0- 0	HOME	0- 0	7- 4	4- 2				
2- 11	0- 0	0- 1	AWAY	0- 3	2- 7	1- 2				
0- 0	0- 0	0- 0	NEUTRAL	0- 0	0- 0	0- 0				
4- 6	0- 0	0- 0	NON-CONFERENCE	0- 2	4- 4	2- 2				
2- 2	0- 0	0- 0	HOME	0- 0	2- 2	1- 2				
2- 4	0- 0	0- 0	AWAY	0- 2	2- 2	1- 0				
0- 0	0- 0	0- 0	NEUTRAL	0- 0	0- 0	0- 0				
5- 9	0- 0	0- 1	CONFERENCE	0- 1	5- 7	3- 2				
5- 2	0- 0	0- 0	HOME	0- 0	5- 2	3- 0				
0- 7	0- 0	0- 1	AWAY	0- 1	0- 5	0- 2				
0- 0	0- 0	0- 0	NEUTRAL	0- 0	0- 0	0- 0				

RPI	S	Opponent	Score	RPI	S	Opponent	Score	RPI	S	Opponent	Score	RPI	S	Opponent	Score
49	A	Gonzaga	51 73	57	A	UC Davis	64 69	126	H	BYU	67 73	143	H	Idaho St.	80 74
				76	A	Saint Mary's (CA)	62 75	146	A	Loyola Marymount	60 75	146	H	Loyola Marymount	85 74
				92	A	Utah	65 89	147	A	Weber St.	61 71	151	A	San Francisco	67 68
								151	H	San Francisco	95 92	171	A	Pacific	73 84
								171	H	Pacific	77 85	172	A	UC Irvine	74 75
								189	A	Nevada	77 72	202	A	San Diego	53 79
								202	H	San Diego	66 62	202	H	Seattle U	62 65
								218	H	Seattle U	62 65	241	H	New Mexico St.	64 86
								276	A	Santa Clara	50 54	276	H	Santa Clara	56 55
								308	H	Portland	83 79	325	A	Long Beach St.	83 71
								328	H	Utah Valley	71 44				
LAST 12 Division I GAMES:															
146	H	Loyola Marymount	85 74	151	H	San Francisco	95 92								
202	A	San Diego	53 79	171	H	Pacific	77 85								
171	A	Pacific	73 84	76	A	Saint Mary's (CA)	62 75								
308	H	Portland	83 79	126	H	BYU	67 73								
276	A	Santa Clara	50 54	151	A	San Francisco	67 68								
146	A	Loyola Marymount	60 75	49	A	Gonzaga	51 73								

Non-Div I Games:

Pepperdine

Average RPI Win:	200	WON-LOST	WINNING	LAST 10	STRENGTH OF	OPP. STRENGTH	TEAM	ADJ.	CONF.	ADJ CONF.
Average RPI Loss:	69	RECORD	PCT. RANK	GAMES	SCHEDULE	OF SCHEDULE	RPI	RPI	RPI	RPI
DIV. I ONLY	10- 15	227	2- 8	62	53	167	167	1	1	
DIV. I NON-CONF.	8- 5	111	1- 0	184	211	169	169	1	1	

TOTALS	RPI 1-25	RPI 26-50	W-L RECORDS	RPI 51-100	RPI 101-999	RPI 201+				
10- 15	0- 4	0- 2	OVERALL	1- 5	9- 4	4- 1				
8- 8	0- 4	0- 0	HOME	1- 2	7- 2	4- 0				
2- 7	0- 0	0- 2	AWAY	0- 3	2- 2	0- 1				
0- 0	0- 0	0- 0	NEUTRAL	0- 0	0- 0	0- 0				
8- 5	0- 0	0- 0	NON-CONFERENCE	0- 4	8- 1	4- 0				
7- 3	0- 0	0- 0	HOME	0- 2	7- 1	4- 0				
1- 2	0- 0	0- 0	AWAY	0- 2	1- 0	0- 0				
0- 0	0- 0	0- 0	NEUTRAL	0- 0	0- 0	0- 0				
2- 10	0- 4	0- 2	CONFERENCE	1- 1	1- 3	0- 1				
1- 5	0- 4	0- 0	HOME	1- 0	0- 1	0- 0				
1- 5	0- 0	0- 2	AWAY	0- 1	1- 2	0- 1				
0- 0	0- 0	0- 0	NEUTRAL	0- 0	0- 0	0- 0				

RPI 1-25				RPI 26-50				RPI 51-100				RPI 101+ Team's RPI: 167			
RPI	S	Opponent	Score	RPI	S	Opponent	Score	RPI	S	Opponent	Score	RPI	S	Opponent	Score
2	H	Notre Dame	53 87	28	A	Virginia	50 62	51	A	West Virginia	52 73	104	A	North Carolina	67 68
4	H	Louisville	51 77	36	A	Syracuse	52 70	63	A	Virginia Tech	66 89	106	H	Wake Forest	49 58
5	H	Florida St.	59 66					67	H	Georgia Tech	68 62	127	H	Bucknell	57 39
16	H	Duke	46 58					68	H	Duquesne	53 66	135	A	Cincinnati	66 46
								70	A	Fordham	55 58	140	A	Clemson	58 42
								83	H	Penn St.	48 59	185	H	Wisconsin	57 58
												187	H	Arkansas St.	87 47
												195	H	Youngstown St.	66 58
												208	A	Boston College	61 72
												260	H	Towson	81 63
												267	H	Cornell	51 39
												282	H	UNCW	74 55
												338	H	Chicago St.	87 49

LAST 12 Division I GAMES:															
208	A	Boston College	61 72	4	H	Louisville	51 77	4	H	Louisville	51 77				
5	H	Florida St.	59 66	67	H	Georgia Tech	68 62	67	H	Georgia Tech	68 62				
140	A	Clemson	58 42	63	A	Virginia Tech	66 89	63	A	Virginia Tech	66 89				
16	H	Duke	46 58	104	A	North Carolina	67 68	104	A	North Carolina	67 68				
2	H	Notre Dame	53 87	106	H	Wake Forest	49 58	106	H	Wake Forest	49 58				
36	A	Syracuse	52 70	338	H	Chicago St.	87 49	338	H	Chicago St.	87 49				

Non-Div I Games:

Pittsburgh

Average RPI Win: 207	WON-LOST RECORD	WINNING PCT. RANK	LAST 10 GAMES	STRENGTH OF SCHEDULE	OPP. STRENGTH OF SCHEDULE	TEAM RPI	ADJ. RPI	CONF. RPI	ADJ CONF. RPI
Average RPI Loss: 165									
DIV. I ONLY	4- 19	317	2- 8	139	209	308	308	13	13
DIV. I NON-CONF.	2- 7	286	0- 0	225	334	326	326	11	11

TOTALS	RPI 1-25	RPI 26-50	W-L RECORDS	RPI 51-100	RPI 101-999	RPI 201+			
4- 19	0- 0	0- 2	OVERALL	1- 0	3- 17	2- 5			
4- 10	0- 0	0- 1	HOME	1- 0	3- 9	2- 2			
0- 9	0- 0	0- 1	AWAY	0- 0	0- 8	0- 3			
0- 0	0- 0	0- 0	NEUTRAL	0- 0	0- 0	0- 0			
2- 7	0- 0	0- 0	NON-CONFERENCE	0- 0	2- 7	2- 1			
2- 4	0- 0	0- 0	HOME	0- 0	2- 4	2- 0			
0- 3	0- 0	0- 0	AWAY	0- 0	0- 3	0- 1			
0- 0	0- 0	0- 0	NEUTRAL	0- 0	0- 0	0- 0			
2- 12	0- 0	0- 2	CONFERENCE	1- 0	1- 10	0- 4			
2- 6	0- 0	0- 1	HOME	1- 0	1- 5	0- 2			
0- 6	0- 0	0- 1	AWAY	0- 0	0- 5	0- 2			
0- 0	0- 0	0- 0	NEUTRAL	0- 0	0- 0	0- 0			

RPI S Opponent	Score	RPI S Opponent	Score	RPI S Opponent	Score	RPI S Opponent	Score	Team's RPI: 308
		49 A Gonzaga	36 75	76 H Saint Mary's (CA)	68 65	112 H Saint Francis (PA)	101 106	
		49 H Gonzaga	56 70			126 H BYU	58 72	
						138 H Portland St.	71 77	
						146 A Loyola Marymount	55 76	
						146 H Loyola Marymount	60 63	
						147 H Weber St.	70 91	
						151 A San Francisco	75 84	
						151 H San Francisco	63 76	
						171 A Paci fic	55 91	
						171 H Paci fic	89 67	
						172 A UC Irvine	52 63	
						174 A Washington	67 93	
						175 H Boise St.	47 73	
						202 A San Diego	52 59	
						202 H San Diego	60 75	
						230 A Pepperdi ne	79 83	
						252 H Hawai i	76 47	
						276 H Santa Clara	43 50	
						313 A Cal St. Fullerton	61 66	
						328 H Utah Valley	71 64	
LAST 12 Division I GAMES:								
171 H Paci fic	89 67	146 H Loyola Marymount	60 63					
151 H San Francisco	63 76	202 H San Diego	60 75					
146 A Loyola Marymount	55 76	171 A Paci fic	55 91					
230 A Pepperdi ne	79 83	49 H Gonzaga	56 70					
76 H Saint Mary's (CA)	68 65	276 H Santa Clara	43 50					
49 A Gonzaga	36 75	202 A San Diego	52 59					

Non-Div I Games: Willamette 72 52 Warner Paci fic 95 59

Portland

Average RPI Win: 222	WON-LOST RECORD	WINNING PCT. RANK	LAST 10 GAMES	STRENGTH OF SCHEDULE	OPP. STRENGTH OF SCHEDULE	TEAM RPI	ADJ. RPI	CONF. RPI	ADJ CONF. RPI
Average RPI Loss: 147									
DIV. I ONLY	11- 10	158	5- 5	166	215	138	138	19	19
DIV. I NON-CONF.	4- 5	202	0- 0	133	129	101	101	13	13

TOTALS	RPI 1-25	RPI 26-50	W-L RECORDS	RPI 51-100	RPI 101-999	RPI 201+			
11- 10	0- 0	0- 1	OVERALL	0- 2	11- 7	7- 2			
6- 2	0- 0	0- 0	HOME	0- 0	6- 2	3- 0			
5- 8	0- 0	0- 1	AWAY	0- 2	5- 5	4- 2			
0- 0	0- 0	0- 0	NEUTRAL	0- 0	0- 0	0- 0			
4- 5	0- 0	0- 1	NON-CONFERENCE	0- 2	4- 2	2- 1			
1- 0	0- 0	0- 0	HOME	0- 0	1- 0	0- 0			
3- 5	0- 0	0- 1	AWAY	0- 2	3- 2	2- 1			
0- 0	0- 0	0- 0	NEUTRAL	0- 0	0- 0	0- 0			
7- 5	0- 0	0- 0	CONFERENCE	0- 0	7- 5	5- 1			
5- 2	0- 0	0- 0	HOME	0- 0	5- 2	3- 0			
2- 3	0- 0	0- 0	AWAY	0- 0	2- 3	2- 1			
0- 0	0- 0	0- 0	NEUTRAL	0- 0	0- 0	0- 0			

RPI 1-25	RPI 26-50	RPI 51-100	RPI 101+	Team's RPI: 138
RPI S Opponent Score	RPI S Opponent Score	RPI S Opponent Score	RPI S Opponent Score	
	49 Gonzaga 52 91	57 UC Davis 67 79	131 Ole Miss 94 79	
		90 UNLV 80 88	143 Idaho St. 59 88	
			147 Weber St. 77 64	
			150 Idaho 60 61	
			150 Idaho 90 101	
			172 UC Irvine 82 72	
			182 Eastern Wash. 57 64	
			182 Eastern Wash. 75 60	
			189 Nevada 55 67	
			218 Seattle U 77 91	
			233 Montana St. 69 60	
			233 Montana St. 62 53	
			240 Montana 53 69	
			240 Montana 70 53	
			250 San Jose St. 90 78	
			271 Sacramento St. 81 72	
			271 Sacramento St. 74 73	
			308 Portland 77 71	
LAST 12 Division I GAMES:				
233 Montana St. 62 53	143 Idaho St. 59 88			
240 Montana 70 53	240 Montana 53 69			
182 Eastern Wash. 57 64	233 Montana St. 69 60			
150 Idaho 60 61	150 Idaho 90 101			
271 Sacramento St. 81 72	182 Eastern Wash. 75 60			
147 Weber St. 77 64	271 Sacramento St. 74 73			

Non-Div I Games: Northwest (WA) 63 60 Multnomah 95 32

Portland St.

Average RPI Win:	278	WON-LOST	WINNING	LAST 10	STRENGTH OF	OPP. STRENGTH	TEAM	ADJ.	CONF.	ADJ CONF.
Average RPI Loss:	202	RECORD	PCT. RANK	GAMES	SCHEDULE	OF SCHEDULE	RPI	RPI	RPI	RPI
DIV. I ONLY	7- 14	264	6- 4	193	348	263	263	32	32	
DIV. I NON-CONF.	0- 9	337	0- 0	52	299	294	294	32	32	

TOTALS	RPI 1-25	RPI 26-50	W-L RECORDS	RPI 51-100	RPI 101-999	RPI 201+				
7- 14	0- 1	0- 0	OVERALL	0- 1	7- 12	6- 8				
5- 3	0- 0	0- 0	HOME	0- 1	5- 2	4- 2				
2- 10	0- 1	0- 0	AWAY	0- 0	2- 9	2- 5				
0- 1	0- 0	0- 0	NEUTRAL	0- 0	0- 1	0- 1				
0- 9	0- 1	0- 0	NON-CONFERENCE	0- 1	0- 7	0- 3				
0- 1	0- 0	0- 0	HOME	0- 1	0- 0	0- 0				
0- 7	0- 1	0- 0	AWAY	0- 0	0- 6	0- 2				
0- 1	0- 0	0- 0	NEUTRAL	0- 0	0- 1	0- 1				
7- 5	0- 0	0- 0	CONFERENCE	0- 0	7- 5	6- 5				
5- 2	0- 0	0- 0	HOME	0- 0	5- 2	4- 2				
2- 3	0- 0	0- 0	AWAY	0- 0	2- 3	2- 3				
0- 0	0- 0	0- 0	NEUTRAL	0- 0	0- 0	0- 0				

RPI 1-25				RPI 26-50				RPI 51-100				RPI 101+				Team's RPI: 263
RPI	S	Opponent	Score	RPI	S	Opponent	Score	RPI	S	Opponent	Score	RPI	S	Opponent	Score	
17	A	Texas A&M	70 98					95	H	Rice	68 88	115	A	Colorado St.	59 71	
												123	A	Bethune-Cookman	52 77	
												140	A	Cl emson	58 64	
												152	A	Texas St.	57 84	
												181	H	Southern U.	69 62	
												227	A	Texas Tech	60 89	
												232	A	Texas Southern	61 56	
												232	H	Texas Southern	65 48	
												235	A	Grambling	79 81	
												235	H	Grambling	68 75	
												257	N	A&M-Corpus Christi	62 72	
												300	A	Al abama St.	68 70	
												302	H	Al corn	72 73	
												309	A	Jackson St.	61 70	
												309	H	Jackson St.	85 73	
												315	A	Al abama A&M	55 48	
												318	A	UTRGV	62 78	
												337	H	Mi ssi ssi ppi Val .	78 73	
												340	H	Ark. -Pi ne Bl uff	64 52	
LAST 12 Division I GAMES:																
309	H	Jackson St.	85 73	340	H	Ark. -Pi ne Bl uff	64 52									
235	H	Grambling	68 75	309	A	Jackson St.	61 70									
232	H	Texas Southern	65 48	235	A	Grambling	79 81									
315	A	Al abama A&M	55 48	232	A	Texas Southern	61 56									
300	A	Al abama St.	68 70	181	H	Southern U.	69 62									
337	H	Mi ssi ssi ppi Val .	78 73	302	H	Al corn	72 73									

Non-Div I Games: Texas-Tyler 99 56 Arlington Baptist 116 73

Prairie View

Average RPI Win:	273	WON-LOST	WINNING	LAST 10	STRENGTH OF	OPP. STRENGTH	TEAM	ADJ.	CONF.	ADJ CONF.
Average RPI Loss:	172	RECORD	PCT. RANK	GAMES	SCHEDULE	OF SCHEDULE	RPI	RPI	RPI	RPI
DIV. I ONLY	8- 15	257	5- 5	275	272	270	270	27	27	
DIV. I NON-CONF.	3- 8	268	0- 0	144	180	240	240	28	28	

TOTALS	RPI 1-25	RPI 26-50	W-L RECORDS	RPI 51-100	RPI 101-999	RPI 201+				
8- 15	0- 2	0- 0	OVERALL	0- 4	8- 9	7- 6				
5- 5	0- 0	0- 0	HOME	0- 1	5- 4	4- 4				
3- 10	0- 0	0- 0	AWAY	0- 1	3- 1	3- 0				
0- 0	0- 0	0- 0	NEUTRAL	0- 0	0- 0	0- 0				
3- 8	0- 2	0- 0	NON-CONFERENCE	0- 2	3- 4	2- 3				
2- 2	0- 0	0- 0	HOME	0- 0	2- 2	1- 2				
1- 6	0- 2	0- 0	AWAY	0- 2	1- 2	1- 1				
0- 0	0- 0	0- 0	NEUTRAL	0- 0	0- 0	0- 0				
5- 7	0- 0	0- 0	CONFERENCE	0- 2	5- 5	5- 3				
3- 3	0- 0	0- 0	HOME	0- 1	3- 2	3- 2				
2- 4	0- 0	0- 0	AWAY	0- 1	2- 3	2- 1				
0- 0	0- 0	0- 0	NEUTRAL	0- 0	0- 0	0- 0				

RPI 1-25				RPI 26-50				RPI 51-100				RPI 101+ Team's RPI: 270			
RPI	S	Opponent	Score	RPI	S	Opponent	Score	RPI	S	Opponent	Score	RPI	S	Opponent	Score
10	A	UCLA	40 76					72	A	Belmont	48 90	104	A	North Carolina	56 91
16	A	Duke	45 79					87	A	Liberty	55 63	156	A	Radford	55 93
								87	H	Liberty	64 76	173	A	High Point	55 81
								100	A	Chattanooga	51 71	188	H	Furman	76 75
												220	H	Gardner-Webb	72 69
												220	H	UNCG	57 64
												228	A	UNC Asheville	76 74
												246	H	Campbell	65 59
												251	A	San Diego St.	50 77
												283	A	USC Upstate	83 69
												301	H	Kennesaw St.	51 60
												305	H	Charleston So.	61 64
												335	H	N.C. Central	69 60
												342	A	Winthrop	64 58
												342	H	Winthrop	78 45
												349	A	Longwood	56 66
												349	H	Longwood	60 75

LAST 12 Division I GAMES:															
349	H	Longwood	60 75	156	A	Radford	55 93								
342	A	Winthrop	64 58	220	H	Gardner-Webb	72 69								
87	A	Liberty	55 63	246	H	Campbell	65 59								
305	H	Charleston So.	61 64	173	A	High Point	55 81								
228	A	UNC Asheville	76 74	349	A	Longwood	56 66								
342	H	Winthrop	78 45	87	H	Liberty	64 76								

Non-Div I Games:

Average RPI Win:	159	WON-LOST	WINNING	LAST 10	STRENGTH OF	OPP. STRENGTH	TEAM	ADJ.	CONF.	ADJ CONF.
Average RPI Loss:	58	RECORD	PCT. RANK	GAMES	SCHEDULE	OF SCHEDULE	RPI	RPI	RPI	RPI
DIV. I ONLY	16- 4	29	9- 1	90	90	34	34	9	9	
DIV. I NON-CONF.	10- 3	52	4- 1	117	43	45	45	9	9	
<hr/>										
TOTALS	RPI 1-25	RPI 26-50	W-L RECORDS	RPI 51-100	RPI 101-999	RPI 201+				
16- 4	0- 1	0- 1	OVERALL	5- 1	11- 1	5- 0				
7- 2	0- 1	0- 0	HOME	2- 1	5- 0	3- 0				
7- 2	0- 0	0- 1	AWAY	2- 0	5- 1	2- 0				
2- 0	0- 0	0- 0	NEUTRAL	1- 0	1- 0	0- 0				
10- 3	0- 1	0- 1	NON-CONFERENCE	3- 1	7- 0	3- 0				
3- 2	0- 1	0- 0	HOME	1- 1	2- 0	1- 0				
5- 1	0- 0	0- 1	AWAY	1- 0	4- 0	2- 0				
2- 0	0- 0	0- 0	NEUTRAL	1- 0	1- 0	0- 0				
6- 1	0- 0	0- 0	CONFERENCE	2- 0	4- 1	2- 0				
4- 0	0- 0	0- 0	HOME	1- 0	3- 0	2- 0				
2- 1	0- 0	0- 0	AWAY	1- 0	1- 1	0- 0				
0- 0	0- 0	0- 0	NEUTRAL	0- 0	0- 0	0- 0				

RPI 1-25				RPI 26-50				Team's RPI: 34				RPI 51-100				RPI 101+			
RPI	S	Opponent	Score	RPI	S	Opponent	Score	RPI	S	Opponent	Score	RPI	S	Opponent	Score	RPI	S	Opponent	Score
23	H	Villanova	59 62	26	A	Rutgers	50 70	55	A	Quinnipiac	60 46	101	A	Seton Hall	85 83				
								67	H	Georgia Tech	56 67	116	H	Dartmouth	82 63				
								74	A	Penn	70 55	117	A	Yale	59 73				
								78	H	Harvard	80 47	118	H	Delaware	78 60				
								93	H	George Washington	72 52	125	A	Brown	77 62				
								100	N	Chattanooga	59 49	159	A	Davidson	63 57				
												162	N	Saint Joseph's	63 54				
												209	H	Columbia	69 47				
												236	A	Lafayette	53 45				
												267	H	Cornell	75 54				
												326	A	Wagner	58 37				
												329	H	UMBC	77 40				
LAST 12 Division I GAMES:																			
116	H	Dartmouth	82 63	74	A	Penn	70 55	329	H	UMBC	77 40	100	N	Chattanooga	59 49	162	N	Saint Joseph's	63 54
78	H	Harvard	80 47	26	A	Rutgers	50 70	326	A	Wagner	58 37	236	A	Lafayette	53 45	267	H	Cornell	75 54
125	A	Brown	77 62					209	H	Columbia	69 47								
117	A	Yale	59 73																
267	H	Cornell	75 54																
209	H	Columbia	69 47																

Non-Div I Games:

Princeton

Previous Games of Feb. 12, 2018			Through Games of Feb. 12, 2018								
Average RPI Win:		169	WON-LOST	WINNING	LAST 10	STRENGTH OF	OPP. STRENGTH	TEAM	ADJ.	CONF.	ADJ CONF.
Average RPI Loss:		95	RECORD	PCT. RANK	GAMES	SCHEDULE	OF SCHEDULE	RPI	RPI	RPI	RPI
DIV. I ONLY		9- 17	259	1- 9		107	66	192	192	6	6
DIV. I NON-CONF.		7- 5	132	0- 0		258	199	183	183	6	6

TOTALS		RPI 1-25		RPI 26-50		W-L RECORDS		RPI 51-100	RPI 101-999		RPI 201+
9- 17		0- 3		0- 4		OVERALL		3- 2	6- 8		3- 3
3- 9		0- 2		0- 2		HOME		1- 1	2- 4		2- 1
3- 8		0- 1		0- 2		AWAY		1- 1	2- 4		0- 2
3- 0		0- 0		0- 0		NEUTRAL		1- 0	2- 0		1- 0
7- 5		0- 0		0- 0		NON-CONFERENCE		1- 2	6- 3		3- 2
2- 3		0- 0		0- 0		HOME		0- 1	2- 2		2- 1
2- 2		0- 0		0- 0		AWAY		0- 1	2- 1		0- 1
3- 0		0- 0		0- 0		NEUTRAL		1- 0	2- 0		1- 0
2- 12		0- 3		0- 4		CONFERENCE		2- 0	0- 5		0- 1
1- 6		0- 2		0- 2		HOME		1- 0	0- 2		0- 0
1- 6		0- 1		0- 2		AWAY		1- 0	0- 3		0- 1
0- 0		0- 0		0- 0		NEUTRAL		0- 0	0- 0		0- 0

RPI	S	Opponent	Score	RPI	S	Opponent	Score	RPI	S	Opponent	Score	RPI	S	Opponent	Score
23	H	Villanova	55 63	32	A	Marquette	61 94	53	A	St. John's (NY)	49 44	101	A	Seton Hall	56 65
24	A	DePaul	47 81	32	H	Marquette	60 77	53	H	St. John's (NY)	70 68	101	H	Seton Hall	56 65
24	H	DePaul	48 71	37	A	Creighton	56 73	55	A	Quinnipiac	36 62	107	A	Butler	57 68
				37	H	Creighton	84 87	83	H	Penn St.	51 60	117	A	Yale	55 51
								99	N	Wright St.	74 69	125	H	Brown	59 64
												133	H	Georgetown	43 75
												137	A	Northeastern	98 95
												179	N	Stetson	56 45
												208	H	Boston College	63 55
												209	H	Columbia	64 73
												213	A	Xavier	59 68
												287	A	Sacred Heart	75 78
												332	H	Rhode Island	65 41
												341	N	Savannah St.	78 48

Team's RPI: 192															

LAST 12 Division I GAMES:															
37	H	Creighton	84 87	213	A	Xavier	59 68								
24	A	DePaul	47 81	37	A	Creighton	56 73								
32	A	Marquette	61 94	32	H	Marquette	60 77								
53	H	St. John's (NY)	70 68	24	H	DePaul	48 71								
101	H	Seton Hall	56 65	101	A	Seton Hall	56 65								
107	A	Butler	57 68	53	A	St. John's (NY)	49 44								

Non-Div I Games:

Providence

Average RPI Win:	266	WON-LOST	WINNING	LAST 10	STRENGTH OF	OPP. STRENGTH	TEAM	ADJ.	CONF.	ADJ CONF.
Average RPI Loss:	152	RECORD	PCT. RANK	GAMES	SCHEDULE	OF SCHEDULE	RPI	RPI	RPI	RPI
DIV. I ONLY	15- 7	70	8- 2	310	280	156	156	27	27	
DIV. I NON-CONF.	6- 4	122	0- 0	316	149	185	185	28	28	

TOTALS	RPI 1-25	RPI 26-50	W-L RECORDS	RPI 51-100	RPI 101-999	RPI 201+				
15- 7	0- 0	0- 0	OVERALL	0- 3	15- 4	14- 3				
8- 1	0- 0	0- 0	HOME	0- 0	8- 1	7- 1				
5- 5	0- 0	0- 0	AWAY	0- 0	5- 2	5- 2				
2- 1	0- 0	0- 0	NEUTRAL	0- 1	2- 0	2- 0				
6- 4	0- 0	0- 0	NON-CONFERENCE	0- 2	6- 2	6- 1				
3- 0	0- 0	0- 0	HOME	0- 0	3- 0	3- 0				
1- 3	0- 0	0- 0	AWAY	0- 1	1- 2	1- 1				
2- 1	0- 0	0- 0	NEUTRAL	0- 1	2- 0	2- 0				
9- 3	0- 0	0- 0	CONFERENCE	0- 1	9- 2	8- 2				
5- 1	0- 0	0- 0	HOME	0- 0	5- 1	4- 1				
4- 2	0- 0	0- 0	AWAY	0- 1	4- 1	4- 1				
0- 0	0- 0	0- 0	NEUTRAL	0- 0	0- 0	0- 0				

RPI 1-25				RPI 26-50				RPI 51-100				RPI 101+				Team's RPI: 156
RPI	S	Opponent	Score	RPI	S	Opponent	Score	RPI	S	Opponent	Score	RPI	S	Opponent	Score	
								51	N	West Virginia	55 75	104	A	North Carolina	46 79	
								63	A	Virginia Tech	42 68	173	H	High Point	50 47	
								87	A	Liberty	56 61	217	N	Abilene Christian	71 65	
												220	A	Gardner-Webb	53 69	
												220	H	Gardner-Webb	66 46	
												220	H	UNCG	56 53	
												228	A	UNC Asheville	64 48	
												228	H	UNC Asheville	56 67	
												246	A	Campbell	51 50	
												260	N	Towson	69 66	
												270	H	Presbyterian	93 55	
												272	H	Appalachian St.	61 40	
												288	H	VCU	79 62	
												299	A	Tennessee Tech	60 41	
												305	A	Charleston So.	61 56	
												305	H	Charleston So.	74 57	
												312	A	Western Caro.	27 39	
												342	H	Winthrop	78 52	
												349	A	Longwood	52 33	

LAST 12 Division I GAMES:																
				305	H	Charleston So.	74 57	270	H	Presbyterian	93 55					
				228	A	UNC Asheville	64 48	349	A	Longwood	52 33					
				220	H	Gardner-Webb	66 46	305	A	Charleston So.	61 56					
				246	A	Campbell	51 50	228	H	UNC Asheville	56 67					
				87	A	Liberty	56 61	220	A	Gardner-Webb	53 69					
				173	H	High Point	50 47	342	H	Winthrop	78 52					

Non-Div I Games: UVa-Wise 75 43

Radford

Average RPI Win:	281	WON-LOST	WINNING	LAST 10	STRENGTH OF	OPP. STRENGTH	TEAM	ADJ.	CONF.	ADJ CONF.
Average RPI Loss:	158	RECORD	PCT. RANK	GAMES	SCHEDULE	OF SCHEDULE	RPI	RPI	RPI	RPI
DIV. I ONLY	3- 22	334	1- 9	221	157	332	332	12	12	
DIV. I NON-CONF.	2- 10	300	0- 0	223	245	316	316	10	10	
<hr/>										
TOTALS	RPI 1-25	RPI 26-50	W-L RECORDS	RPI 51-100	RPI 101-999	RPI 201+				
3- 22	0- 0	0- 2	OVERALL	0- 4	3- 16	3- 6				
3- 8	0- 0	0- 1	HOME	0- 0	3- 7	3- 3				
0- 13	0- 0	0- 1	AWAY	0- 4	0- 8	0- 2				
0- 1	0- 0	0- 0	NEUTRAL	0- 0	0- 1	0- 1				
2- 10	0- 0	0- 1	NON-CONFERENCE	0- 2	2- 7	2- 3				
2- 2	0- 0	0- 1	HOME	0- 0	2- 1	2- 1				
0- 7	0- 0	0- 0	AWAY	0- 2	0- 5	0- 1				
0- 1	0- 0	0- 0	NEUTRAL	0- 0	0- 1	0- 1				
1- 12	0- 0	0- 1	CONFERENCE	0- 2	1- 9	1- 3				
1- 6	0- 0	0- 0	HOME	0- 0	1- 6	1- 2				
0- 6	0- 0	0- 1	AWAY	0- 2	0- 3	0- 1				
0- 0	0- 0	0- 0	NEUTRAL	0- 0	0- 0	0- 0				

RPI 1-25				RPI 26-50				RPI 51-100				RPI 101+ Team's RPI : 332			
RPI	S	Opponent	Score	RPI	S	Opponent	Score	RPI	S	Opponent	Score	RPI	S	Opponent	Score
39	A	Dayton	58 116	54	A	Michigan St.	38 82	103	H	Saint Louis	66 70				
44	H	Minnesota	60 82	70	A	Fordham	64 76	110	H	George Mason	53 92				
				74	A	Penn	66 84	116	A	Dartmouth	54 70				
				93	A	George Washington	52 65	159	A	Davidson	67 77				
								159	H	Davidson	67 79				
								161	A	Samford	37 67				
								162	A	Saint Joseph's	46 64				
								168	A	Marist	42 64				
								192	A	Providence	41 65				
								200	H	Richmond	53 74				
								210	A	Jacksonville St.	53 63				
								237	H	La Salle	72 63				
								243	H	Holy Cross	63 69				
								256	A	St. Bonaventure	70 81				
								258	H	Fairfield	62 47				
								285	H	Massachusetts	59 61				
								288	H	VCU	49 61				
								292	N	Bryant	52 58				
								347	H	UMass Lowell	81 64				
LAST 12 Division I GAMES:															
103	H	Saint Louis	66 70	237	H	La Salle	72 63								
162	A	Saint Joseph's	46 64	256	A	St. Bonaventure	70 81								
70	A	Fordham	64 76	110	H	George Mason	53 92								
159	H	Davidson	67 79	288	H	VCU	49 61								
285	H	Massachusetts	59 61	159	A	Davidson	67 77								
93	A	George Washington	52 65	39	A	Dayton	58 116								

Non-Div I Games: Southern Conn. St. 57 62

Rhode Island

Average RPI Win:	239	WON-LOST	WINNING	LAST 10	STRENGTH OF	OPP. STRENGTH	TEAM	ADJ.	CONF.	ADJ CONF.
Average RPI Loss:	161	RECORD	PCT. RANK	GAMES	SCHEDULE	OF SCHEDULE	RPI	RPI	RPI	RPI
DIV. I ONLY	18- 4	25	8- 2	326	197	95	95	18	18	
DIV. I NON-CONF.	10- 2	32	2- 0	338	246	133	133	20	20	

TOTALS	RPI 1-25	RPI 26-50	W-L RECORDS	RPI 51-100	RPI 101-999	RPI 201+				
18- 4	0- 1	1- 0	OVERALL	0- 0	17- 3	13- 1				
10- 0	0- 0	1- 0	HOME	0- 0	9- 0	6- 0				
8- 4	0- 1	0- 0	AWAY	0- 0	8- 3	7- 1				
0- 0	0- 0	0- 0	NEUTRAL	0- 0	0- 0	0- 0				
10- 2	0- 1	0- 0	NON-CONFERENCE	0- 0	10- 1	9- 0				
5- 0	0- 0	0- 0	HOME	0- 0	5- 0	4- 0				
5- 2	0- 1	0- 0	AWAY	0- 0	5- 1	5- 0				
0- 0	0- 0	0- 0	NEUTRAL	0- 0	0- 0	0- 0				
8- 2	0- 0	1- 0	CONFERENCE	0- 0	7- 2	4- 1				
5- 0	0- 0	1- 0	HOME	0- 0	4- 0	2- 0				
3- 2	0- 0	0- 0	AWAY	0- 0	3- 2	2- 1				
0- 0	0- 0	0- 0	NEUTRAL	0- 0	0- 0	0- 0				

RPI 1-25				RPI 26-50				RPI 51-100				Team's RPI: 95				RPI 101+			
RPI	S	Opponent	Score	RPI	S	Opponent	Score	RPI	S	Opponent	Score	RPI	S	Opponent	Score	RPI	S	Opponent	Score
17	A	Texas A&M	76 82	48	H	Western Ky.	73 58									114	H	Little Rock	58 51
																136	H	UTEP	56 42
																157	A	Louisiana Tech	55 75
																165	A	Kansas	65 73
																186	A	Charlotte	62 55
																194	H	Southern Miss.	62 56
																209	H	Columbia	67 44
																212	A	Fla. Atlantic	67 53
																222	A	North Texas	50 49
																257	A	A&M-Corpus Christi	67 56
																263	A	Prairie View	88 68
																265	A	Grand Canyon	69 59
																286	H	Old Dominion	53 45
																296	H	UTSA	83 52
																303	A	FIU	58 68
																314	H	Incarnate Word	60 43
																319	A	Northern Ariz.	88 83
																322	H	Houston Baptist	67 45
																331	A	Sam Houston St.	79 50
																336	H	La.-Monroe	63 47
LAST 12 Division I GAMES:																			
48	H	Western Ky.	73 58	303	A	FIU	58 68												
157	A	Louisiana Tech	55 75	212	A	Fla. Atlantic	67 53												
194	H	Southern Miss.	62 56	296	H	UTSA	83 52												
286	H	Old Dominion	53 45	222	A	North Texas	50 49												
136	H	UTEP	56 42	209	H	Columbia	67 44												
186	A	Charlotte	62 55	263	A	Prairie View	88 68												

Non-Div I Games:

Rice

Average RPI Win:	268	WON-LOST	WINNING	LAST 10	STRENGTH OF	OPP. STRENGTH	TEAM	ADJ.	CONF.	ADJ CONF.
Average RPI Loss:	110	RECORD	PCT. RANK	GAMES	SCHEDULE	OF SCHEDULE	RPI	RPI	RPI	RPI
DIV. I ONLY	10- 15	227	4- 6	141	201	200	200	12	12	
DIV. I NON-CONF.	5- 8	220	0- 0	150	262	203	203	10	10	

TOTALS	RPI 1-25	RPI 26-50	W-L RECORDS	RPI 51-100	RPI 101-999	RPI 201+				
10- 15	0- 0	0- 1	OVERALL	0- 5	10- 9	10- 0				
1- 9	0- 0	0- 1	HOME	0- 4	1- 4	1- 0				
8- 3	0- 0	0- 0	AWAY	0- 0	8- 0	8- 0				
1- 3	0- 0	0- 0	NEUTRAL	0- 1	1- 2	1- 0				
5- 8	0- 0	0- 0	NON-CONFERENCE	0- 3	5- 5	5- 0				
0- 4	0- 0	0- 0	HOME	0- 2	0- 2	0- 0				
4- 1	0- 0	0- 0	AWAY	0- 0	4- 1	4- 0				
1- 3	0- 0	0- 0	NEUTRAL	0- 1	1- 2	1- 0				
5- 7	0- 0	0- 1	CONFERENCE	0- 2	5- 4	5- 0				
1- 5	0- 0	0- 1	HOME	0- 2	1- 2	1- 0				
4- 2	0- 0	0- 0	AWAY	0- 0	4- 2	4- 0				
0- 0	0- 0	0- 0	NEUTRAL	0- 0	0- 0	0- 0				

RPI 1-25				RPI 26-50				RPI 51-100				RPI 101+ Team's RPI: 200			
RPI	S	Opponent	Score	RPI	S	Opponent	Score	RPI	S	Opponent	Score	RPI	S	Opponent	Score
				39	H	Dayton	59 66	55	H	Quinnipiac	65 81	103	H	Saint Louis	61 79
								68	H	Duquesne	70 78	106	H	Wake Forest	81 85
								70	H	Fordham	38 43	110	A	George Mason	56 77
								82	H	Navy	56 76	123	N	Bethune-Cookman	50 63
								99	N	Wright St.	69 85	134	H	William & Mary	64 78
												159	H	Davidson	65 68
												162	A	Saint Joseph's	72 81
												163	N	Florida	80 87
												179	A	Stetson	67 72
												207	A	East Carolina	65 64
												209	A	Columbia	85 79
												237	A	La Salle	60 57
												237	H	La Salle	77 51
												258	A	Fairfield	72 67
												285	A	Massachusetts	51 39
												286	A	Old Dominion	54 45
												288	A	VCU	77 68
												332	A	Rhode Island	74 53
												341	N	Savannah St.	100 63

LAST 12 Division I GAMES:															
237	A	La Salle	60 57	110	A	George Mason	56 77								
68	H	Duquesne	70 78	159	H	Davidson	65 68								
285	A	Massachusetts	51 39	162	A	Saint Joseph's	72 81								
288	A	VCU	77 68	237	H	La Salle	77 51								
39	H	Dayton	59 66	103	H	Saint Louis	61 79								
70	H	Fordham	38 43	332	A	Rhode Island	74 53								

Non-Div I Games:

Richmond

Average RPI Win:	298	WON-LOST	WINNING	LAST 10	STRENGTH OF	OPP. STRENGTH	TEAM	ADJ.	CONF.	ADJ CONF.
Average RPI Loss:	183	RECORD	PCT. RANK	GAMES	SCHEDULE	OF SCHEDULE	RPI	RPI	RPI	RPI
DIV. I ONLY	11- 14	206	6- 4	328	319	273	273	28	28	
DIV. I NON-CONF.	3- 8	268	0- 0	260	314	279	279	26	26	

TOTALS	RPI 1-25	RPI 26-50	W-L RECORDS	RPI 51-100	RPI 101-999	RPI 201+				
11- 14	0- 0	0- 0	OVERALL	0- 2	11- 12	11- 7				
6- 6	0- 0	0- 0	HOME	0- 0	6- 6	6- 3				
5- 7	0- 0	0- 0	AWAY	0- 2	5- 5	5- 3				
0- 1	0- 0	0- 0	NEUTRAL	0- 0	0- 1	0- 1				
3- 8	0- 0	0- 0	NON-CONFERENCE	0- 1	3- 7	3- 4				
1- 3	0- 0	0- 0	HOME	0- 0	1- 3	1- 1				
2- 4	0- 0	0- 0	AWAY	0- 1	2- 3	2- 2				
0- 1	0- 0	0- 0	NEUTRAL	0- 0	0- 1	0- 1				
8- 6	0- 0	0- 0	CONFERENCE	0- 1	8- 5	8- 3				
5- 3	0- 0	0- 0	HOME	0- 0	5- 3	5- 2				
3- 3	0- 0	0- 0	AWAY	0- 1	3- 2	3- 1				
0- 0	0- 0	0- 0	NEUTRAL	0- 0	0- 0	0- 0				

RPI 1-25				RPI 26-50				RPI 51-100				RPI 101+				Team's RPI: 273
RPI	S	Opponent	Score	RPI	S	Opponent	Score	RPI	S	Opponent	Score	RPI	S	Opponent	Score	
								55	A	Qui nni pi ac	66 73	101	A	Seton Hal l	49 85	
								82	A	Navy	44 63	127	H	Bucknel l	71 76	
												148	H	Bi nghamton	54 76	
												168	A	Marist	67 68	
												168	H	Marist	69 80	
												206	H	Si ena	67 71	
												207	N	East Carolina	63 66	
												236	A	Lafayette	45 60	
												237	A	La Salle	76 55	
												243	H	Holy Cross	56 83	
												245	H	Ni agara	65 58	
												253	H	Manhattan	67 51	
												258	A	Fairfi eld	61 45	
												258	H	Fairfi eld	57 68	
												269	A	Mt. St. Mary's	78 82	
												289	H	Canisi us	70 54	
												290	H	Vermont	64 49	
												293	A	Monmouth	56 63	
												339	A	Iona	62 49	
												339	H	Iona	80 53	
												343	A	NJIT	79 64	
												345	A	Saint Peter's	57 52	
												345	H	Saint Peter's	62 52	
LAST 12 Division I GAMES:																
				339	H	Iona	80 53	168	A	Marist	67 68					
				345	H	Saint Peter's	62 52	245	H	Ni agara	65 58					
				293	A	Monmouth	56 63	55	A	Qui nni pi ac	66 73					
				253	H	Manhattan	67 51	258	A	Fairfi eld	61 45					
				258	H	Fairfi eld	57 68	289	H	Canisi us	70 54					
				339	A	Iona	62 49	345	A	Saint Peter's	57 52					

Non-Div I Games:

Rider

Average RPI Win:	258	WON-LOST	WINNING	LAST 10	STRENGTH OF	OPP. STRENGTH	TEAM	ADJ.	CONF.	ADJ CONF.
Average RPI Loss:	156	RECORD	PCT. RANK	GAMES	SCHEDULE	OF SCHEDULE	RPI	RPI	RPI	RPI
DIV. I ONLY	16- 6	57	8- 2	313	275	141	141	29	29	
DIV. I NON-CONF.	6- 4	122	0- 0	307	152	211	211	29	29	

TOTALS	RPI 1-25	RPI 26-50	W-L RECORDS	RPI 51-100	RPI 101-999	RPI 201+				
16- 6	0- 0	0- 0	OVERALL	0- 1	16- 5	13- 2				
8- 2	0- 0	0- 0	HOME	0- 0	8- 2	6- 1				
8- 3	0- 0	0- 0	AWAY	0- 1	8- 2	7- 1				
0- 1	0- 0	0- 0	NEUTRAL	0- 0	0- 1	0- 0				
6- 4	0- 0	0- 0	NON-CONFERENCE	0- 1	6- 3	4- 1				
3- 2	0- 0	0- 0	HOME	0- 0	3- 2	2- 1				
3- 1	0- 0	0- 0	AWAY	0- 1	3- 0	2- 0				
0- 1	0- 0	0- 0	NEUTRAL	0- 0	0- 1	0- 0				
10- 2	0- 0	0- 0	CONFERENCE	0- 0	10- 2	9- 1				
5- 0	0- 0	0- 0	HOME	0- 0	5- 0	4- 0				
5- 2	0- 0	0- 0	AWAY	0- 0	5- 2	5- 1				
0- 0	0- 0	0- 0	NEUTRAL	0- 0	0- 0	0- 0				

RPI 1-25				RPI 26-50				RPI 51-100				RPI 101+ Team's RPI: 141			
RPI	S	Opponent	Score	RPI	S	Opponent	Score	RPI	S	Opponent	Score	RPI	S	Opponent	Score
								54	A	Michigan St.	58	100			
												112	A	Saint Francis (PA)	47
												112	H	Saint Francis (PA)	63
												149	H	Kent St.	31
												151	N	San Francisco	45
												155	A	Cal Poly	66
												195	H	Youngstown St.	84
												205	H	Bowling Green	62
												236	H	Lafayette	63
												244	A	Northern Ky.	59
												266	A	St. Francis Brooklyn	47
												266	H	St. Francis Brooklyn	59
												269	A	Mt. St. Mary's	77
												274	A	Fairleigh Dickinson	77
												279	A	LIU Brooklyn	55
												279	H	LIU Brooklyn	60
												287	A	Sacred Heart	91
												291	H	Central Conn. St.	66
												292	H	Bryant	72
												293	H	Monmouth	56
												326	A	Wagner	58
												330	A	Delaware St.	65
LAST 12 Division I GAMES:															
266	A	St. Francis Brooklyn	47	49	326	A	Wagner	58	52						
279	A	LIU Brooklyn	55	44	112	H	Saint Francis (PA)	63	62						
112	A	Saint Francis (PA)	47	68	266	H	St. Francis Brooklyn	59	36						
291	H	Central Conn. St.	66	47	279	H	LIU Brooklyn	60	53						
292	H	Bryant	72	49	287	A	Sacred Heart	91	57						
269	A	Mt. St. Mary's	77	68	274	A	Fairleigh Dickinson	77	68						

Non-Div I Games: Clarion 67 60

Robert Morris

Average RPI Win: 104

Average RPI Loss: 45

WON-LOST
RECORDWINNING
PCT. RANKLAST 10
GAMESSTRENGTH OF
SCHEDULEOPP. STRENGTH
OF SCHEDULETEAM
RPIADJ.
RPICONF.
RPIADJ CONF.
RPIDIV. I ONLY
DIV. I NON-CONF.18- 9
12- 278
213- 7
0- 09
2328
3026
1126
113
43
4

TOTALS

RPI 1-25

RPI 26-50

W-L RECORDS

RPI 51-100

RPI 101-999

RPI 201+

18- 9 1- 4
13- 2 1- 1
4- 5 0- 2
1- 2 0- 14- 0
4- 0
0- 0
0- 0OVERALL
HOME
AWAY
NEUTRAL5- 5
3- 1
2- 3
0- 18- 0
5- 0
2- 0
1- 03- 0
3- 0
0- 0
0- 012- 2 1- 1
8- 0 1- 0
3- 0 0- 0
1- 2 0- 12- 0
2- 0
0- 0
0- 0NON-CONFERENCE
HOME
AWAY
NEUTRAL2- 1
1- 0
1- 0
0- 17- 0
4- 0
2- 0
1- 02- 0
2- 0
0- 0
0- 06- 7 0- 3
5- 2 0- 1
1- 5 0- 2
0- 0 0- 02- 0
2- 0
0- 0
0- 0CONFERENCE
HOME
AWAY
NEUTRAL3- 4
2- 1
1- 3
0- 01- 0
1- 0
0- 0
0- 01- 0
1- 0
0- 0
0- 0

RPI 1-25

RPI	S	Opponent	Score
6	A	Ohio St.	68 90
13	A	Maryland	60 88
13	H	Maryland	54 72
18	N	South Carolina	68 78
19	H	NC State	57 53

RPI 26-50

Team's RPI: 26

RPI	S	Opponent	Score
28	H	Virginia	52 43
34	H	Princeton	70 50
43	H	Michigan	63 56
44	H	Minnesota	80 70

RPI 51-100

RPI	S	Opponent	Score
52	A	Purdue	33 47
52	H	Purdue	58 50
54	A	Michigan St.	61 58
61	H	Houston	75 57
65	A	Indiana	58 64
66	H	Nebraska	42 52
75	A	James Madison	76 63
83	A	Penn St.	67 70
83	H	Penn St.	70 65
88	N	Washington St.	60 63

RPI 101+

RPI	S	Opponent	Score
101	H	Seton Hall	70 45
106	H	Wake Forest	65 51
109	N	Western Mich.	75 64
178	A	Temple	84 67
186	A	Charlotte	77 54
206	H	Siena	59 47
214	H	Illinois	76 37
274	H	Fairleigh Dickinson	101 35

LAST 12 Division I GAMES:

13	H	Maryland	54 72	83	A	Penn St.	67 70
6	A	Ohio St.	68 90	44	H	Minnesota	80 70
43	H	Michigan	63 56	52	A	Purdue	33 47
13	A	Maryland	60 88	83	H	Penn St.	70 65
65	A	Indiana	58 64	214	H	Illinois	76 37
66	H	Nebraska	42 52	54	A	Michigan St.	61 58

S
F
AS
F
A

SFA

Page 241

S
I
U
E

SIUE				Through Games Of Feb. 12, 2018							
Average RPI	Win:	258	WON-LOST	WINNING	LAST 10	STRENGTH OF	OPP. STRENGTH	TEAM	ADJ.	CONF.	ADJ CONF.
Average RPI	Loss:	107	RECORD	PCT. RANK	GAMES	SCHEDULE	OF SCHEDULE	RPI	RPI	RPI	RPI
DIV. I ONLY	15- 10	117	8- 2	173	242	139	139	25	25		
DIV. I NON-CONF.	3- 8	268	0- 0	83	84	217	217	27	27		

TOTALS	RPI 1-25		RPI 26-50		W-L RECORDS	RPI 51-100		RPI 101-999		RPI 201+	
15- 10	0- 1		0- 2		OVERALL	0- 3		15- 4		12- 2	
9- 4	0- 0		0- 1		HOME	0- 1		9- 2		7- 0	
6- 5	0- 1		0- 1		AWAY	0- 2		6- 1		5- 1	
0- 1	0- 0		0- 0		NEUTRAL	0- 0		0- 1		0- 1	
3- 8	0- 1		0- 2		NON-CONFERENCE	0- 1		3- 4		1- 2	
2- 3	0- 0		0- 1		HOME	0- 0		2- 2		1- 0	
1- 4	0- 1		0- 1		AWAY	0- 1		1- 1		0- 1	
0- 1	0- 0		0- 0		NEUTRAL	0- 0		0- 1		0- 1	
12- 2	0- 0		0- 0		CONFERENCE	0- 2		12- 0		11- 0	
7- 1	0- 0		0- 0		HOME	0- 1		7- 0		6- 0	
5- 1	0- 0		0- 0		AWAY	0- 1		5- 0		5- 0	
0- 0	0- 0		0- 0		NEUTRAL	0- 0		0- 0		0- 0	

S
I
U
E

RPI 1-25				RPI 26-50				RPI 51-100				RPI 101+ Team's RPI: 139			
RPI	S	Opponent	Score	RPI	S	Opponent	Score	RPI	S	Opponent	Score	RPI	S	Opponent	Score
15	A	Missouri	48 78	29	H	Central Mich.	56 94	66	A	Nebraska	53 62	103	H	Saint Louis	79 72
				45	A	FGCU	49 66	72	A	Belmont	64 86	124	H	Northern Ill.	75 86
								72	H	Belmont	55 72	164	A	Southern Ill.	57 53
												179	H	Stetson	61 65
												196	H	UT Martin	73 70
												210	H	Jacksonville St.	65 41
												211	N	Akron	58 59
												215	A	Morehead St.	66 51
												225	H	Southeast Mo. St.	65 57
												238	A	Austin Peay	61 38
												255	A	Illinois St.	47 62
												295	A	Murray St.	75 70
												295	H	Murray St.	77 68
												299	H	Tennessee Tech	65 58
												304	A	Eastern Ky.	62 60
												310	H	Air Force	76 40
												333	A	Tennessee St.	88 76
												333	H	Tennessee St.	74 63
												346	H	Eastern Ill.	62 52
LAST 12 Division I GAMES:															
295	H	Murray St.	77 68	196	H	UT Martin	73 70								
346	H	Eastern Ill.	62 52	225	H	Southeast Mo. St.	65 57								
210	H	Jacksonville St.	65 41	333	H	Tennessee St.	74 63								
299	H	Tennessee Tech	65 58	72	H	Belmont	55 72								
72	A	Belmont	64 86	215	A	Morehead St.	66 51								
333	A	Tennessee St.	88 76	304	A	Eastern Ky.	62 60								

Non-Div I Games:

SIUE

Average RPI Win:	214	WON-LOST	WINNING	LAST 10	STRENGTH OF	OPP. STRENGTH	TEAM	ADJ.	CONF.	ADJ CONF.
Average RPI Loss:	140	RECORD	PCT. RANK	GAMES	SCHEDULE	OF SCHEDULE	RPI	RPI	RPI	RPI
DIV. I ONLY	4- 18	312	2- 8	100	198	271	271	19	19	
DIV. I NON-CONF.	1- 9	318	0- 0	72	61	249	249	13	13	

TOTALS	RPI 1-25	RPI 26-50	W-L RECORDS	RPI 51-100	RPI 101-999	RPI 201+				
4- 18	0- 0	0- 2	OVERALL	0- 3	4- 13	3- 3				
3- 4	0- 0	0- 0	HOME	0- 0	3- 4	2- 0				
0- 12	0- 0	0- 1	AWAY	0- 3	0- 8	0- 3				
1- 2	0- 0	0- 1	NEUTRAL	0- 0	1- 1	1- 0				
1- 9	0- 0	0- 2	NON-CONFERENCE	0- 3	1- 4	1- 1				
0- 0	0- 0	0- 0	HOME	0- 0	0- 0	0- 0				
0- 7	0- 0	0- 1	AWAY	0- 3	0- 3	0- 1				
1- 2	0- 0	0- 1	NEUTRAL	0- 0	1- 1	1- 0				
3- 9	0- 0	0- 0	CONFERENCE	0- 0	3- 9	2- 2				
3- 4	0- 0	0- 0	HOME	0- 0	3- 4	2- 0				
0- 5	0- 0	0- 0	AWAY	0- 0	0- 5	0- 2				
0- 0	0- 0	0- 0	NEUTRAL	0- 0	0- 0	0- 0				

RPI 1-25				RPI 26-50				RPI 51-100				RPI 101+ Team's RPI: 271			
RPI	S	Opponent	Score	RPI	S	Opponent	Score	RPI	S	Opponent	Score	RPI	S	Opponent	Score
				33	A	Arizona St.	58 106	51	A	West Virginia	47 101	124	N	Northern Ill.	75 84
				47	N	Miami (FL)	56 82	57	A	UC Davis	72 79	138	A	Portland St.	73 74
								97	A	Kentucky	70 101	138	H	Portland St.	72 81
												143	H	Idaho St.	71 85
												147	H	Weber St.	56 78
												150	A	Idaho	66 101
												150	H	Idaho	79 64
												151	A	San Francisco	76 90
												182	A	Eastern Wash.	76 83
												182	H	Eastern Wash.	72 83
												189	A	Nevada	68 95
												215	A	Morehead St.	71 75
												233	A	Montana St.	50 85
												233	H	Montana St.	88 77
												234	N	UC Riverside	99 72
												240	A	Montana	59 68
												240	H	Montana	79 64
LAST 12 Division I GAMES:															
				240	H	Montana	79 64	147	H	Weber St.	56 78				
				233	H	Montana St.	88 77	233	A	Montana St.	50 85				
				150	A	Idaho	66 101	240	A	Montana	59 68				
				182	A	Eastern Wash.	76 83	182	H	Eastern Wash.	72 83				
				138	H	Portland St.	72 81	150	H	Idaho	79 64				
				143	H	Idaho St.	71 85	138	A	Portland St.	73 74				

Non-Div I Games: Antelope Valley 95 62

Sacramento St.

Sacred Heart

Through Games Of Feb. 12, 2018

Average RPI Win:	269	WON-LOST	WINNING	LAST 10	STRENGTH OF	OPP. STRENGTH	TEAM	ADJ.	CONF.	ADJ CONF.
Average RPI Loss:	206	RECORD	PCT. RANK	GAMES	SCHEDULE	OF SCHEDULE	RPI	RPI	RPI	RPI
DIV. I ONLY	9- 15	246	4- 6	320	295	287	287	29	29	
DIV. I NON-CONF.	4- 7	226	0- 0	204	268	242	242	29	29	

TOTALS	RPI 1-25	RPI 26-50	W-L RECORDS	RPI 51-100	RPI 101-999	RPI 201+				
9- 15	0- 1	0- 0	OVERALL	0- 1	9- 13	7- 9				
5- 6	0- 0	0- 0	HOME	0- 0	5- 6	3- 3				
4- 9	0- 1	0- 0	AWAY	0- 1	4- 7	4- 6				
0- 0	0- 0	0- 0	NEUTRAL	0- 0	0- 0	0- 0				
4- 7	0- 1	0- 0	NON-CONFERENCE	0- 1	4- 5	2- 3				
3- 2	0- 0	0- 0	HOME	0- 0	3- 2	1- 1				
1- 5	0- 1	0- 0	AWAY	0- 1	1- 3	1- 2				
0- 0	0- 0	0- 0	NEUTRAL	0- 0	0- 0	0- 0				
5- 8	0- 0	0- 0	CONFERENCE	0- 0	5- 8	5- 6				
2- 4	0- 0	0- 0	HOME	0- 0	2- 4	2- 2				
3- 4	0- 0	0- 0	AWAY	0- 0	3- 4	3- 4				
0- 0	0- 0	0- 0	NEUTRAL	0- 0	0- 0	0- 0				

RPI 1-25				RPI 26-50				RPI 51-100				RPI 101+				Team's RPI: 287
RPI	S	Opponent	Score	RPI	S	Opponent	Score	RPI	S	Opponent	Score	RPI	S	Opponent	Score	
5	A	Florida St.	52 101					78	A	Harvard	62 70	112	H	Saint Francis (PA)	48 89	
												125	A	Brown	77 102	
												141	H	Robert Morris	57 91	
												160	H	Lehigh	65 55	
												183	H	New Hampshire	47 74	
												192	H	Providence	78 75	
												206	A	Siena	57 62	
												242	H	Hofstra	81 86	
												253	H	Manhattan	65 61	
												266	A	St. Francis Brooklyn	48 63	
												269	A	Mt. St. Mary's	82 52	
												269	H	Mt. St. Mary's	56 44	
												274	A	Fairleigh Dickinson	59 69	
												279	A	LIU Brooklyn	50 46	
												291	A	Central Conn. St.	59 69	
												291	H	Central Conn. St.	71 73	
												292	A	Bryant	56 60	
												292	H	Bryant	73 81	
												293	A	Monmouth	64 69	
												326	A	Wagner	72 55	
												326	H	Wagner	61 49	
												344	A	Florida A&M	73 68	
LAST 12 Division I GAMES:																
269	H	Mt. St. Mary's	56 44	274	A	Fairleigh Dickinson	59 69									
326	H	Wagner	61 49	292	H	Bryant	73 81									
292	A	Bryant	56 60	291	A	Central Conn. St.	59 69									
291	H	Central Conn. St.	71 73	326	A	Wagner	72 55									
266	A	St. Francis Brooklyn	48 63	269	A	Mt. St. Mary's	82 52									
279	A	LIU Brooklyn	50 46	141	H	Robert Morris	57 91									

Non-Div I Games:

Sacred Heart

Loss,
Non-Conf,
S Site,
H Home
A Away
N Neutral

Average RPI Win:	260	WON-LOST	WINNING	LAST 10	STRENGTH OF	OPP. STRENGTH	TEAM	ADJ.	CONF.	ADJ CONF.
Average RPI Loss:	133	RECORD	PCT. RANK	GAMES	SCHEDULE	OF SCHEDULE	RPI	RPI	RPI	RPI
DIV. I ONLY	15- 8	89	9- 1	219	283	112	112	29	29	
DIV. I NON-CONF.	4- 7	226	0- 0	174	142	190	190	29	29	

TOTALS	RPI 1-25	RPI 26-50	W-L RECORDS	RPI 51-100	RPI 101-999	RPI 201+				
15- 8	0- 0	0- 1	OVERALL	0- 2	15- 5	12- 2				
7- 1	0- 0	0- 0	HOME	0- 0	7- 1	5- 0				
7- 6	0- 0	0- 1	AWAY	0- 2	7- 2	6- 0				
1- 1	0- 0	0- 0	NEUTRAL	0- 0	1- 1	1- 1				
4- 7	0- 0	0- 1	NON-CONFERENCE	0- 2	4- 4	2- 2				
1- 1	0- 0	0- 0	HOME	0- 0	1- 1	0- 0				
2- 5	0- 0	0- 1	AWAY	0- 2	2- 2	1- 1				
1- 1	0- 0	0- 0	NEUTRAL	0- 0	1- 1	1- 1				
11- 1	0- 0	0- 0	CONFERENCE	0- 0	11- 1	10- 0				
6- 0	0- 0	0- 0	HOME	0- 0	6- 0	5- 0				
5- 1	0- 0	0- 0	AWAY	0- 0	5- 1	5- 0				
0- 0	0- 0	0- 0	NEUTRAL	0- 0	0- 0	0- 0				

RPI 1-25				RPI 26-50				RPI 51-100				RPI 101+				Team's RPI: 112	
RPI	S	Opponent	Score	RPI	S	Opponent	Score	RPI	S	Opponent	Score	RPI	S	Opponent	Score		
				49	A	Gonzaga	74 97	64	A	Toledo	66 74	134	H	William & Mary	86 92		
								68	A	Duquesne	68 87	135	A	Cincinnati	77 73		
												141	A	Robert Morris	62 63		
												141	H	Robert Morris	68 47		
												175	A	Boise St.	59 87		
												195	H	Youngstown St.	79 65		
												209	A	Columbia	81 94		
												225	N	Southeast Mo. St.	50 82		
												266	A	St. Francis Brooklyn	94 71		
												266	H	St. Francis Brooklyn	90 75		
												269	H	Mt. St. Mary's	92 88		
												274	A	Fairleigh Dickinson	80 56		
												279	A	LIU Brooklyn	85 54		
												279	H	LIU Brooklyn	101 71		
												286	N	Old Dominion	79 68		
												287	A	Sacred Heart	89 48		
												291	H	Central Conn. St.	87 59		
												292	H	Bryant	87 69		
												308	A	Portland	106 101		
												326	A	Wagner	79 76		
LAST 12 Division I GAMES:																	
				279	A	LIU Brooklyn	85 54	269	H	Mt. St. Mary's	92 88						
				266	A	St. Francis Brooklyn	94 71	141	A	Robert Morris	62 63						
				141	H	Robert Morris	68 47	279	H	LIU Brooklyn	101 71						
				292	H	Bryant	87 69	266	H	St. Francis Brooklyn	90 75						
				291	H	Central Conn. St.	87 59	274	A	Fairleigh Dickinson	80 56						
				326	A	Wagner	79 76	287	A	Sacred Heart	89 48						

Non-Div I Games: Seton Hill 103 71

Saint Francis (PA)

Average RPI Win:	234	WON-LOST	WINNING	LAST 10	STRENGTH OF	OPP. STRENGTH	TEAM	ADJ.	CONF.	ADJ CONF.
Average RPI Loss:	117	RECORD	PCT. RANK	GAMES	SCHEDULE	OF SCHEDULE	RPI	RPI	RPI	RPI
DIV. I ONLY	12- 12	175	5- 5	160	172	162	162	12	12	
DIV. I NON-CONF.	5- 7	212	0- 0	148	167	167	167	10	10	

TOTALS	RPI 1-25	RPI 26-50	W-L RECORDS	RPI 51-100	RPI 101-999	RPI 201+				
12- 12	0- 1	0- 2	OVERALL	2- 3	10- 6	8- 2				
5- 5	0- 0	0- 1	HOME	0- 3	5- 1	4- 0				
7- 6	0- 1	0- 0	AWAY	2- 0	5- 5	4- 2				
0- 1	0- 0	0- 1	NEUTRAL	0- 0	0- 0	0- 0				
5- 7	0- 1	0- 1	NON-CONFERENCE	1- 2	4- 3	3- 1				
2- 2	0- 0	0- 0	HOME	0- 2	2- 0	2- 0				
3- 4	0- 1	0- 0	AWAY	1- 0	2- 3	1- 1				
0- 1	0- 0	0- 1	NEUTRAL	0- 0	0- 0	0- 0				
7- 5	0- 0	0- 1	CONFERENCE	1- 1	6- 3	5- 1				
3- 3	0- 0	0- 1	HOME	0- 1	3- 1	2- 0				
4- 2	0- 0	0- 0	AWAY	1- 0	3- 2	3- 1				
0- 0	0- 0	0- 0	NEUTRAL	0- 0	0- 0	0- 0				

RPI 1-25				RPI 26-50				RPI 51-100				RPI 101+				Team's RPI: 162
RPI	S	Opponent	Score	RPI	S	Opponent	Score	RPI	S	Opponent	Score	RPI	S	Opponent	Score	
23	A	Villanova	44 79	34	N	Princeton	54 63	62	H	Drexel	58 65	103	A	Saint Louis	73 96	
				39	H	Dayton	59 65	68	A	Duquesne	69 50	110	H	George Mason	57 65	
								68	H	Duquesne	42 61	127	A	Bucknell	77 53	
								74	H	Penn	50 57	163	A	Florida	51 71	
								75	A	James Madison	73 66	178	A	Temple	66 69	
												200	H	Richmond	81 72	
												237	A	La Salle	75 64	
												245	A	Niagara	93 69	
												256	A	St. Bonaventure	70 64	
												260	A	Towson	66 90	
												285	A	Massachusetts	84 79	
												288	A	VCU	54 56	
												288	H	VCU	79 41	
												332	H	Rhode Island	64 46	
												345	H	Saint Peter's	87 58	
												346	H	Eastern Ill.	80 62	

LAST 12 Division I GAMES:																
68	A	Duquesne	69 50	103	A	Saint Louis	73 96									
332	H	Rhode Island	64 46	285	A	Massachusetts	84 79									
110	H	George Mason	57 65	200	H	Richmond	81 72									
288	A	VCU	54 56	39	H	Dayton	59 65									
237	A	La Salle	75 64	256	A	St. Bonaventure	70 64									
68	H	Duquesne	42 61	288	H	VCU	79 41									

Non-Div I Games:

Saint Joseph's

Average RPI Win:	188	WON-LOST	WINNING	LAST 10	STRENGTH OF	OPP. STRENGTH	TEAM	ADJ.	CONF.	ADJ CONF.
Average RPI Loss:	93	RECORD	PCT. RANK	GAMES	SCHEDULE	OF SCHEDULE	RPI	RPI	RPI	RPI
DIV. I ONLY	14- 11	143	6- 4	118	93	103	103	12	12	
DIV. I NON-CONF.	6- 7	184	0- 0	115	29	140	140	10	10	

TOTALS	RPI 1-25	RPI 26-50	W-L RECORDS	RPI 51-100	RPI 101-999	RPI 201+				
14- 11	0- 3	0- 1	OVERALL	2- 2	12- 5	5- 1				
8- 2	0- 0	0- 0	HOME	1- 0	7- 2	3- 0				
4- 8	0- 1	0- 1	AWAY	1- 1	3- 1	2- 0				
2- 1	0- 1	0- 0	NEUTRAL	0- 0	2- 0	0- 0				
6- 7	0- 3	0- 0	NON-CONFERENCE	0- 1	6- 3	2- 0				
3- 2	0- 0	0- 0	HOME	0- 0	3- 2	1- 0				
1- 4	0- 2	0- 0	AWAY	0- 1	1- 1	1- 0				
2- 1	0- 1	0- 0	NEUTRAL	0- 0	2- 0	0- 0				
8- 4	0- 0	0- 1	CONFERENCE	2- 1	6- 2	3- 1				
5- 0	0- 0	0- 0	HOME	1- 0	4- 0	2- 0				
3- 4	0- 0	0- 1	AWAY	1- 1	2- 2	1- 1				
0- 0	0- 0	0- 0	NEUTRAL	0- 0	0- 0	0- 0				

RPI 1-25				RPI 26-50				RPI 51-100				RPI 101+ Team's RPI: 103			
RPI	S	Opponent	Score	RPI	S	Opponent	Score	RPI	S	Opponent	Score	RPI	S	Opponent	Score
15	A	Missouri	58 70	39	A	Dayton	76 101	70	A	Fordham	63 66	110	A	George Mason	72 81
24	A	DePaul	78 86					70	H	Fordham	91 85	114	H	Little Rock	48 45
25	N	LSU	59 71					88	A	Washington St.	63 85	128	N	Cleveland St.	80 64
								93	A	George Washington	72 69	130	H	Vanderbilt	69 74
												131	N	Ole Miss	79 64
												139	A	SIUE	72 79
												146	H	Loyola Marymount	60 62
												159	H	Davidson	88 72
												162	H	Saint Joseph's	96 73
												170	H	Tulsa	77 66
												200	A	Richmond	79 61
												237	A	La Salle	76 87
												256	H	St. Bonaventure	78 55
												262	H	Lipscomb	101 57
												264	A	Indiana St.	60 59
												285	H	Massachusetts	64 63
												332	A	Rhode Island	70 66

LAST 12 Division I GAMES:															
332	A	Rhode Island	70 66	162	H	Saint Joseph's	96 73								
237	A	La Salle	76 87	285	H	Massachusetts	64 63								
159	H	Davidson	88 72	39	A	Dayton	76 101								
70	H	Fordham	91 85	70	A	Fordham	63 66								
93	A	George Washington	72 69	200	A	Richmond	79 61								
110	A	George Mason	72 81	256	H	St. Bonaventure	78 55								

Non-Div I Games:

Saint Louis

Average RPI Win:	165	WON-LOST	WINNING	LAST 10	STRENGTH OF	OPP. STRENGTH	TEAM	ADJ.	CONF.	ADJ CONF.
Average RPI Loss:	112	RECORD	PCT. RANK	GAMES	SCHEDULE	OF SCHEDULE	RPI	RPI	RPI	RPI
DIV. I ONLY	16- 9	93	6- 4	77	108	76	76	13	13	
DIV. I NON-CONF.	7- 4	102	0- 0	63	40	59	59	11	11	

TOTALS	RPI 1-25	RPI 26-50	W-L RECORDS	RPI 51-100	RPI 101-999	RPI 201+				
16- 9	0- 0	1- 2	OVERALL	2- 3	13- 4	5- 1				
9- 3	0- 0	0- 1	HOME	2- 1	7- 1	4- 0				
5- 6	0- 0	1- 1	AWAY	0- 2	4- 3	1- 1				
2- 0	0- 0	0- 0	NEUTRAL	0- 0	2- 0	0- 0				
7- 4	0- 0	0- 1	NON-CONFERENCE	2- 3	5- 0	1- 0				
4- 1	0- 0	0- 0	HOME	2- 1	2- 0	1- 0				
1- 3	0- 0	0- 1	AWAY	0- 2	1- 0	0- 0				
2- 0	0- 0	0- 0	NEUTRAL	0- 0	2- 0	0- 0				
9- 5	0- 0	1- 1	CONFERENCE	0- 0	8- 4	4- 1				
5- 2	0- 0	0- 1	HOME	0- 0	5- 1	3- 0				
4- 3	0- 0	1- 0	AWAY	0- 0	3- 3	1- 1				
0- 0	0- 0	0- 0	NEUTRAL	0- 0	0- 0	0- 0				

RPI 1-25				RPI 26-50				RPI 51-100				Team's RPI : 76				RPI 101+			
RPI	S	Opponent	Score	RPI	S	Opponent	Score	RPI	S	Opponent	Score	RPI	S	Opponent	Score	RPI	S	Opponent	Score
				35	A	Cal i forn i a	80 87	52	A	Purdue	60 70	126	A	BYU	54 63				
				49	A	Gonzaga	72 56	57	H	UC Davi s	50 74	126	H	BYU	57 49				
				49	H	Gonzaga	65 73	65	H	Indi ana	88 82	146	A	Loyol a Marymount	57 69				
								88	H	Washi ngton St.	81 75	146	H	Loyol a Marymount	65 75				
								92	A	Utah	63 74	151	A	San Franci sco	73 59				
												155	H	Cal Poly	82 64				
												171	A	Paci fi c	70 69				
												171	H	Paci fi c	96 88				
												175	A	Boi se St.	74 72				
												182	N	Eastern Wash.	76 56				
												196	N	UT Martin	69 58				
												202	A	San Di ego	75 53				
												202	H	San Di ego	66 57				
												203	H	UC Santa Barbara	89 59				
												230	H	Pepperdi ne	75 62				
												276	H	Santa Clara	59 46				
												308	A	Portl and	65 68				

LAST 12 Division I GAMES:																			
				49	A	Gonzaga	72 56	171	H	Paci fi c	96 88								
				146	H	Loyol a Marymount	65 75	49	H	Gonzaga	65 73								
				202	H	San Di ego	66 57	230	H	Pepperdi ne	75 62								
				151	A	San Franci sco	73 59	276	H	Santa Clara	59 46								
				308	A	Portl and	65 68	202	A	San Di ego	75 53								
				126	A	BYU	54 63	171	A	Paci fi c	70 69								

Non-Div I Games:

Saint Mary's (CA)

Saint Peter's

Through Games Of Feb. 12, 2018

Average RPI Win:	248	WON-LOST	WINNING	LAST 10	STRENGTH OF	OPP. STRENGTH	TEAM	ADJ.	CONF.	ADJ CONF.
Average RPI Loss:	239	RECORD	PCT. RANK	GAMES	SCHEDULE	OF SCHEDULE	RPI	RPI	RPI	RPI
DIV. I ONLY	4- 21	324	1- 9	336	334	345	345	28	28	
DIV. I NON-CONF.	3- 8	268	0- 0	308	344	314	314	26	26	

TOTALS	RPI 1-25	RPI 26-50	W-L RECORDS	RPI 51-100	RPI 101-999	RPI 201+				
4- 21	0- 0	0- 0	OVERALL	0- 1	4- 20	3- 16				
2- 8	0- 0	0- 0	HOME	0- 0	2- 8	2- 6				
1- 13	0- 0	0- 0	AWAY	0- 1	1- 11	1- 9				
1- 0	0- 0	0- 0	NEUTRAL	0- 0	1- 0	0- 0				
3- 8	0- 0	0- 0	NON-CONFERENCE	0- 0	3- 8	2- 5				
1- 3	0- 0	0- 0	HOME	0- 0	1- 3	1- 2				
1- 5	0- 0	0- 0	AWAY	0- 0	1- 5	1- 3				
1- 0	0- 0	0- 0	NEUTRAL	0- 0	1- 0	0- 0				
1- 13	0- 0	0- 0	CONFERENCE	0- 1	1- 12	1- 11				
1- 5	0- 0	0- 0	HOME	0- 0	1- 5	1- 4				
0- 8	0- 0	0- 0	AWAY	0- 1	0- 7	0- 7				
0- 0	0- 0	0- 0	NEUTRAL	0- 0	0- 0	0- 0				

RPI 1-25				RPI 26-50				RPI 51-100				RPI 101+				Team's RPI: 345
RPI	S	Opponent	Score	RPI	S	Opponent	Score	RPI	S	Opponent	Score	RPI	S	Opponent	Score	
								55	A	Qui nni pi ac	39 86	101	A	Seton Hal l	49 91	
												117	H	Yal e	49 70	
												118	N	Del aware	90 87	
												162	A	Sai nt Joseph' s	58 87	
												168	H	Mari st	53 86	
												206	H	Si ena	59 62	
												236	H	Lafayette	64 61	
												245	A	Ni agara	54 64	
												245	H	Ni agara	52 87	
												253	A	Manhattan	64 76	
												258	A	Fai rfi el d	41 62	
												266	H	St. Franci s Brookl yn	49 64	
												273	A	Ri der	52 62	
												273	H	Ri der	52 57	
												274	A	Fai rlei gh Di cki nson	59 69	
												279	A	LIU Brookl yn	46 57	
												285	A	Massachusetts	65 81	
												289	A	Can i si us	49 52	
												289	H	Can i si us	53 66	
												293	A	Monmouth	44 51	
												293	H	Monmouth	67 47	
												339	A	I ona	42 52	
												343	A	NJIT	59 52	
												347	H	UMass Lowel l	60 66	
LAST 12 Di vi si on I GAMES:																
				273	A	Ri der	52 62			245	H	Ni agara	52 87			
				289	A	Can i si us	49 52			289	H	Can i si us	53 66			
				245	A	Ni agara	54 64			258	A	Fai rfi el d	41 62			
				206	H	Si ena	59 62			55	A	Qui nni pi ac	39 86			
				339	A	I ona	42 52			293	A	Monmouth	44 51			
				293	H	Monmouth	67 47			168	H	Mari st	53 86			

Non-Di v I Games:

Saint Peter's

■ Loss,
 Non-Conf,
 S Site,
 H Home
 A Away
 N Neutral

Average RPI Win:	302	WON-LOST	WINNING	LAST 10	STRENGTH OF	OPP. STRENGTH	TEAM	ADJ.	CONF.	ADJ CONF.
Average RPI Loss:	191	RECORD	PCT. RANK	GAMES	SCHEDULE	OF SCHEDULE	RPI	RPI	RPI	RPI

DIV. I ONLY	2- 18	336	1- 9	176	343	331	331	26	26
DIV. I NON-CONF.	1- 6	306	0- 0	37	340	268	268	25	25

TOTALS	RPI 1-25	RPI 26-50	W-L RECORDS	RPI 51-100	RPI 101-999	RPI 201+			
2- 18	0- 1	0- 0	OVERALL	0- 2	2- 15	2- 9			
1- 9	0- 0	0- 0	HOME	0- 1	1- 8	1- 6			
1- 9	0- 0	0- 0	AWAY	0- 0	1- 0	1- 0			
0- 0	0- 0	0- 0	NEUTRAL	0- 0	0- 0	0- 0			
1- 6	0- 1	0- 0	NON-CONFERENCE	0- 2	1- 3	1- 1			
1- 3	0- 0	0- 0	HOME	0- 1	1- 2	1- 1			
0- 3	0- 1	0- 0	AWAY	0- 1	0- 1	0- 0			
0- 0	0- 0	0- 0	NEUTRAL	0- 0	0- 0	0- 0			
1- 12	0- 0	0- 0	CONFERENCE	0- 0	1- 12	1- 8			
0- 6	0- 0	0- 0	HOME	0- 0	0- 6	0- 5			
1- 6	0- 0	0- 0	AWAY	0- 0	1- 6	1- 3			
0- 0	0- 0	0- 0	NEUTRAL	0- 0	0- 0	0- 0			

RPI S Opponent Score	RPI S Opponent Score	RPI S Opponent Score	RPI S Opponent Score
25 A LSU 58 71		95 H Rice 50 79	111 A Lamar University 44 91
		98 A Arkansas 54 65	111 H Lamar University 44 68
			129 A Central Ark. 44 69
			132 A SFA 53 75
			152 H Texas St. 41 73
			194 A Southern Miss. 38 58
			217 A Abilene Christian 65 83
			217 H Abilene Christian 72 75
			232 H Texas Southern 58 77
			257 A A&M-Corpus Christi 48 62
			257 H A&M-Corpus Christi 57 67
			259 H McNeese 63 66
			294 A Southeastern La. 57 52
			309 H Jackson St. 74 68
			311 A Northwestern St. 60 63
			314 H Incarnate Word 49 56
			322 H Houston Baptist 61 69
LAST 12 Division I GAMES:			
111 H Lamar University 44 68	111 A Lamar University 44 91		
257 A A&M-Corpus Christi 48 62	311 A Northwestern St. 60 63		
217 H Abilene Christian 72 75	322 H Houston Baptist 61 69		
259 H McNeese 63 66	257 H A&M-Corpus Christi 57 67		
132 A SFA 53 75	314 H Incarnate Word 49 56		
294 A Southeastern La. 57 52	129 A Central Ark. 44 69		

Non-Div I Games: Wiley 80 41 St. Thomas Houston 68 66

Sam Houston St.

Average RPI Win: 219	WON-LOST RECORD	WINNING PCT. RANK	LAST 10 GAMES	STRENGTH OF SCHEDULE	OPP. STRENGTH OF SCHEDULE	TEAM RPI	ADJ. RPI	CONF. RPI	ADJ CONF. RPI
Average RPI Loss: 106									
DIV. I ONLY	11- 13	198	4- 6	74	177	161	161	17	17
DIV. I NON-CONF.	7- 7	170	2- 0	53	135	117	117	16	16

TOTALS	RPI 1-25	RPI 26-50	W-L RECORDS	RPI 51-100	RPI 101-999	RPI 201+			
11- 13	0- 2	1- 0	OVERALL	0- 6	10- 5	5- 1			
10- 2	0- 0	1- 0	HOME	0- 1	9- 1	5- 0			
0- 10	0- 0	0- 0	AWAY	0- 0	0- 0	0- 0			
1- 1	0- 0	0- 0	NEUTRAL	0- 0	1- 1	0- 0			
7- 7	0- 2	1- 0	NON-CONFERENCE	0- 3	6- 2	2- 0			
6- 1	0- 0	1- 0	HOME	0- 0	5- 1	2- 0			
0- 5	0- 2	0- 0	AWAY	0- 3	0- 0	0- 0			
1- 1	0- 0	0- 0	NEUTRAL	0- 0	1- 1	0- 0			
4- 6	0- 0	0- 0	CONFERENCE	0- 3	4- 3	3- 1			
4- 1	0- 0	0- 0	HOME	0- 1	4- 0	3- 0			
0- 5	0- 0	0- 0	AWAY	0- 2	0- 3	0- 1			
0- 0	0- 0	0- 0	NEUTRAL	0- 0	0- 0	0- 0			

RPI 1-25				RPI 26-50				RPI 51-100				RPI 101+ Team's RPI: 161			
RPI	S	Opponent	Score	RPI	S	Opponent	Score	RPI	S	Opponent	Score	RPI	S	Opponent	Score
5	A	Florida St.	62 87	40	H	UCF	58 51	56	A	Mercer	45 48	122	A	ETSU	48 76
21	A	Iowa	59 80					56	H	Mercer	59 73	136	N	UTEP	33 46
								72	A	Belmont	46 83	142	H	Col orado	60 71
								81	A	UAB	53 77	166	H	Troy	80 73
								98	A	Arkansas	63 84	166	N	Troy	82 76
								100	A	Chattanooga	58 68	188	A	Furman	41 45
												188	H	Furman	62 58
												194	H	Southern Mi ss.	61 56
												197	H	Hampton	66 61
												220	H	UNCG	56 48
												298	A	Wofford	46 58
												298	H	Wofford	81 77
												300	H	Alabama St.	58 39
												312	H	Western Caro.	62 54
												332	H	Rhode Island	67 37

LAST 12 Division I GAMES:															
				56	A	Mercer	45 48	312	H	Western Caro.	62 54				
				188	H	Furman	62 58	56	H	Mercer	59 73				
				298	H	Wofford	81 77	298	A	Wofford	46 58				
				122	A	ETSU	48 76	188	A	Furman	41 45				
				100	A	Chattanooga	58 68	197	H	Hampton	66 61				
				220	H	UNCG	56 48	166	N	Troy	82 76				

Non-Div I Games: AUM 59 46

Samford

Average RPI Win: 224

Average RPI Loss: 162

WON-LOST
RECORDWINNING
PCT. RANKLAST 10
GAMESSTRENGTH OF
SCHEDULEOPP. STRENGTH
OF SCHEDULETEAM
RPIADJ.
RPICONF.
RPIADJ CONF.
RPI

DIV. I ONLY	13- 11	151	5- 5	282	153	202	202	13	13
DIV. I NON-CONF.	6- 4	122	0- 0	301	227	166	166	11	11

TOTALS	RPI 1-25	RPI 26-50	W-L RECORDS	RPI 51-100	RPI 101-999	RPI 201+			
13- 11	0- 0	1- 2	OVERALL	0- 2	12- 7	8- 5			
8- 4	0- 0	1- 1	HOME	0- 1	7- 2	6- 0			
4- 7	0- 0	0- 1	AWAY	0- 1	4- 5	2- 5			
1- 0	0- 0	0- 0	NEUTRAL	0- 0	1- 0	0- 0			
6- 4	0- 0	1- 1	NON-CONFERENCE	0- 0	5- 3	4- 3			
4- 0	0- 0	1- 0	HOME	0- 0	3- 0	3- 0			
1- 4	0- 0	0- 1	AWAY	0- 0	1- 3	1- 3			
1- 0	0- 0	0- 0	NEUTRAL	0- 0	1- 0	0- 0			
7- 7	0- 0	0- 1	CONFERENCE	0- 2	7- 4	4- 2			
4- 4	0- 0	0- 1	HOME	0- 1	4- 2	3- 0			
3- 3	0- 0	0- 0	AWAY	0- 1	3- 2	1- 2			
0- 0	0- 0	0- 0	NEUTRAL	0- 0	0- 0	0- 0			

RPI 1-25				RPI 26-50				RPI 51-100				RPI 101+ Team's RPI: 202			
RPI	S	Opponent	Score	RPI	S	Opponent	Score	RPI	S	Opponent	Score	RPI	S	Opponent	Score
				35	A	Cal i forn i a	64 89	76	A	Sai nt Mary' s (CA)	57 66	126	H	BYU	70 69
				44	H	Mi nnesota	72 69	76	H	Sai nt Mary' s (CA)	53 75	146	A	Loyol a Marymount	60 54
				49	H	Gonzaga	44 63					146	H	Loyol a Marymount	53 67
												151	A	San Franci sco	60 54
												171	H	Paci fi c	68 81
												175	N	Boi se St.	72 52
												203	A	UC Santa Barbara	71 58
												218	A	Seattle U	73 80
												230	A	Pepperdi ne	62 66
												230	H	Pepperdi ne	79 53
												251	A	San Diego St.	76 77
												252	A	Hawai i	63 64
												276	A	Santa Clara	50 59
												276	H	Santa Clara	51 40
												296	H	UTSA	78 69
												308	A	Portland	75 60
												308	H	Portland	59 52
												324	H	Southern Utah	72 59
												325	H	Long Beach St.	74 40
LAST 12 Division I GAMES:															
				276	H	Santa Clara	51 40	126	H	BYU	70 69				
				230	H	Pepperdi ne	79 53	308	A	Portland	75 60				
				76	A	Saint Mary' s (CA)	57 66	146	A	Loyol a Marymount	60 54				
				49	H	Gonzaga	44 63	171	H	Paci fi c	68 81				
				146	H	Loyol a Marymount	53 67	76	H	Saint Mary' s (CA)	53 75				
				276	A	Santa Clara	50 59	308	H	Portland	59 52				

Non-Div I Games: San Diego Christian 82 53

San Diego

Average RPI Win: 207

Average RPI Loss: 167

WON-LOST
RECORDWINNING
PCT. RANKLAST 10
GAMESSTRENGTH OF
SCHEDULEOPP. STRENGTH
OF SCHEDULETEAM
RPIADJ.
RPICONF.
RPIADJ CONF.
RPI

DIV. I ONLY	9- 13	225	3- 7	201	185	251	251	16	16
DIV. I NON-CONF.	5- 5	170	0- 0	263	275	247	247	14	14
<hr/>									
TOTALS	RPI 1-25	RPI 26-50	W-L RECORDS	RPI 51-100	RPI 101-999	RPI 201+			
9- 13	0- 0	0- 1	OVERALL	2- 1	7- 11	5- 4			
7- 6	0- 0	0- 0	HOME	2- 1	5- 5	3- 1			
2- 5	0- 0	0- 0	AWAY	0- 0	2- 5	2- 3			
0- 2	0- 0	0- 1	NEUTRAL	0- 0	0- 1	0- 0			
5- 5	0- 0	0- 1	NON-CONFERENCE	0- 0	5- 4	4- 2			
4- 2	0- 0	0- 0	HOME	0- 0	4- 2	3- 1			
1- 1	0- 0	0- 0	AWAY	0- 0	1- 1	1- 1			
0- 2	0- 0	0- 1	NEUTRAL	0- 0	0- 1	0- 0			
4- 8	0- 0	0- 0	CONFERENCE	2- 1	2- 7	1- 2			
3- 4	0- 0	0- 0	HOME	2- 1	1- 3	0- 0			
1- 4	0- 0	0- 0	AWAY	0- 0	1- 4	1- 2			
0- 0	0- 0	0- 0	NEUTRAL	0- 0	0- 0	0- 0			

RPI 1-25				RPI 26-50				RPI 51-100				RPI 101+				Team's RPI: 251
RPI	S	Opponent	Score	RPI	S	Opponent	Score	RPI	S	Opponent	Score	RPI	S	Opponent	Score	
				29	N	Central Mich.	76 85	71	H	Wyoming	68 62	102	N	Tulane	46 80	
								86	H	New Mexico	97 89	115	A	Colorado St.	43 72	
								90	H	UNLV	64 75	115	H	Colorado St.	63 65	
												145	A	Fresno St.	53 64	
												145	H	Fresno St.	60 66	
												172	H	UC Irvine	65 67	
												175	H	Boise St.	70 86	
												189	H	Nevada	75 72	
												201	H	CSUN	58 55	
												202	H	San Diego	77 76	
												203	A	UC Santa Barbara	64 77	
												250	A	San Jose St.	75 65	
												270	H	Presbyterian	77 50	
												276	H	Santa Clara	34 48	
												277	A	Arizona	78 67	
												297	A	Utah St.	58 62	
												310	A	Air Force	51 61	
												313	H	Cal St. Fullerton	59 58	
<hr/>																
LAST 12 Division I GAMES:																
				189	H	Nevada	75 72	145	A	Fresno St.	53 64					
				145	H	Fresno St.	60 66	175	H	Boise St.	70 86					
				310	A	Air Force	51 61	250	A	San Jose St.	75 65					
				90	H	UNLV	64 75	115	H	Colorado St.	63 65					
				115	A	Colorado St.	43 72	297	A	Utah St.	58 62					
				86	H	New Mexico	97 89	71	H	Wyoming	68 62					

Non-Div I Games: Hope Int'l 92 68

San Diego St.

■ Loss,
 ■ Non-Conf,
 ■ S Site,
 ■ Home
 ■ Away
 N Neutral

Average RPI Win:	216	WON-LOST	WINNING	LAST 10	STRENGTH OF	OPP. STRENGTH	TEAM	ADJ.	CONF.	ADJ CONF.
Average RPI Loss:	105	RECORD	PCT. RANK	GAMES	SCHEDULE	OF SCHEDULE	RPI	RPI	RPI	RPI
DIV. I ONLY	13- 12	169	6- 4	129	117	151	151	13	13	
DIV. I NON-CONF.	5- 6	187	0- 0	79	88	131	131	11	11	

TOTALS	RPI 1-25	RPI 26-50	W-L RECORDS	RPI 51-100	RPI 101-999	RPI 201+				
13- 12	0- 1	0- 3	OVERALL	0- 3	13- 5	7- 2				
8- 5	0- 1	0- 1	HOME	0- 2	8- 1	4- 1				
4- 7	0- 0	0- 2	AWAY	0- 1	4- 4	3- 1				
1- 0	0- 0	0- 0	NEUTRAL	0- 0	1- 0	0- 0				
5- 6	0- 1	0- 1	NON-CONFERENCE	0- 2	5- 2	2- 0				
3- 2	0- 1	0- 0	HOME	0- 1	3- 0	1- 0				
1- 4	0- 0	0- 1	AWAY	0- 1	1- 2	1- 0				
1- 0	0- 0	0- 0	NEUTRAL	0- 0	1- 0	0- 0				
8- 6	0- 0	0- 2	CONFERENCE	0- 1	8- 3	5- 2				
5- 3	0- 0	0- 1	HOME	0- 1	5- 1	3- 1				
3- 3	0- 0	0- 1	AWAY	0- 0	3- 2	2- 1				
0- 0	0- 0	0- 0	NEUTRAL	0- 0	0- 0	0- 0				

RPI 1-25				RPI 26-50				RPI 51-100				RPI 101+				Team's RPI: 151
RPI	S	Opponent	Score	RPI	S	Opponent	Score	RPI	S	Opponent	Score	RPI	S	Opponent	Score	
14	H	Stanford	66 86	31	A	Northern Colo.	60 73	57	A	UC Davis	55 72	126	A	BYU	66 70	
				49	A	Gonzaga	47 74	76	H	Saint Mary's (CA)	59 73	126	H	BYU	76 73	
				49	H	Gonzaga	57 81	88	H	Washington St.	70 74	141	N	Robert Morris	57 45	
												145	H	Fresno St.	70 62	
												146	H	Loyola Marymount	78 60	
												155	A	Cal Poly	83 88	
												155	H	Cal Poly	83 71	
												171	A	Paci fic	81 71	
												177	A	UT Arlington	54 56	
												202	H	San Diego	54 60	
												230	A	Pepperdi ne	92 95	
												230	H	Pepperdi ne	68 67	
												250	A	San Jose St.	87 81	
												271	H	Sacramento St.	90 76	
												276	A	Santa Clara	58 54	
												276	H	Santa Clara	64 47	
												308	A	Portland	76 63	
												308	H	Portland	84 75	

LAST 12 Division I GAMES:																
				126	H	BYU	76 73	230	A	Pepperdi ne	92 95					
				308	A	Portland	76 63	276	A	Santa Clara	58 54					
				276	H	Santa Clara	64 47	49	A	Gonzaga	47 74					
				76	H	Saint Mary's (CA)	59 73	146	H	Loyola Marymount	78 60					
				49	H	Gonzaga	57 81	230	H	Pepperdi ne	68 67					
				171	A	Paci fic	81 71	126	A	BYU	66 70					

Non-Div I Games:

San Francisco

Average RPI Win:	239	WON-LOST	WINNING	LAST 10	STRENGTH OF	OPP. STRENGTH	TEAM	ADJ.	CONF.	ADJ CONF.
Average RPI Loss:	127	RECORD	PCT. RANK	GAMES	SCHEDULE	OF SCHEDULE	RPI	RPI	RPI	RPI
DIV. I ONLY	5- 17	304	2- 8	96	135	250	250	16	16	
DIV. I NON-CONF.	2- 8	290	0- 0	90	151	248	248	14	14	

TOTALS	RPI 1-25	RPI 26-50	W-L RECORDS	RPI 51-100	RPI 101-999	RPI 201+				
5- 17	0- 1	0- 1	OVERALL	1- 5	4- 10	4- 1				
3- 8	0- 0	0- 0	HOME	1- 2	2- 6	2- 1				
2- 8	0- 1	0- 1	AWAY	0- 3	2- 3	2- 0				
0- 1	0- 0	0- 0	NEUTRAL	0- 0	0- 1	0- 0				
2- 8	0- 1	0- 1	NON-CONFERENCE	0- 1	2- 5	2- 0				
1- 4	0- 0	0- 0	HOME	0- 1	1- 3	1- 0				
1- 3	0- 1	0- 1	AWAY	0- 0	1- 1	1- 0				
0- 1	0- 0	0- 0	NEUTRAL	0- 0	0- 1	0- 0				
3- 9	0- 0	0- 0	CONFERENCE	1- 4	2- 5	2- 1				
2- 4	0- 0	0- 0	HOME	1- 1	1- 3	1- 1				
1- 5	0- 0	0- 0	AWAY	0- 3	1- 2	1- 0				
0- 0	0- 0	0- 0	NEUTRAL	0- 0	0- 0	0- 0				

RPI 1-25				RPI 26-50				RPI 51-100				RPI 101+ Team's RPI: 250			
RPI	S	Opponent	Score	RPI	S	Opponent	Score	RPI	S	Opponent	Score	RPI	S	Opponent	Score
10	A	UCLA	69 129	46	A	Oregon St.	62 110	66	H	Nebraska	55 81	115	A	Colorado St.	48 63
								71	A	Wyoming	46 58	115	H	Colorado St.	66 73
								86	A	New Mexico	62 92	138	H	Portland St.	78 90
								86	H	New Mexico	95 86	151	H	San Francisco	81 87
								90	A	UNLV	60 79	171	A	Pacific	97 106
								90	H	UNLV	53 80	175	H	Boise St.	80 112
												189	A	Nevada	63 91
												197	N	Hampton	73 81
												201	H	CSUN	59 76
												224	H	CSU Bakersfield	67 57
												251	H	San Diego St.	65 75
												276	A	Santa Clara	71 66
												297	H	Utah St.	79 66
												310	A	Air Force	75 74
LAST 12 Division I GAMES:															
115	H	Colorado St.	66 73	310	A	Air Force	75 74								
86	A	New Mexico	62 92	251	H	San Diego St.	65 75								
90	H	UNLV	53 80	86	H	New Mexico	95 86								
71	A	Wyoming	46 58	90	A	UNLV	60 79								
175	H	Boise St.	80 112	115	A	Colorado St.	48 63								
189	A	Nevada	63 91	297	H	Utah St.	79 66								

Non-Div I Games: Southern Ore. 89 87

San Jose St.

Average RPI Win:	254	WON-LOST	WINNING	LAST 10	STRENGTH OF	OPP. STRENGTH	TEAM	ADJ.	CONF.	ADJ CONF.
Average RPI Loss:	154	RECORD	PCT. RANK	GAMES	SCHEDULE	OF SCHEDULE	RPI	RPI	RPI	RPI
DIV. I ONLY	6- 18	294	2- 8	220	143	276	276	13	13	
DIV. I NON-CONF.	3- 7	254	0- 0	315	176	297	297	11	11	
TOTALS	RPI 1-25	RPI 26-50	W-L RECORDS	RPI 51-100	RPI 101-999	RPI 201+				
6- 18	0- 0	0- 4	OVERALL	0- 1	6- 13	6- 5				
3- 8	0- 0	0- 3	HOME	0- 0	3- 5	3- 2				
3- 10	0- 0	0- 0	AWAY	0- 0	3- 0	3- 0				
0- 0	0- 0	0- 0	NEUTRAL	0- 0	0- 0	0- 0				
3- 7	0- 0	0- 2	NON-CONFERENCE	0- 0	3- 5	3- 3				
1- 4	0- 0	0- 2	HOME	0- 0	1- 2	1- 2				
2- 3	0- 0	0- 0	AWAY	0- 0	2- 3	2- 1				
0- 0	0- 0	0- 0	NEUTRAL	0- 0	0- 0	0- 0				
3- 11	0- 0	0- 2	CONFERENCE	0- 1	3- 8	3- 2				
2- 4	0- 0	0- 1	HOME	0- 0	2- 3	2- 0				
1- 7	0- 0	0- 1	AWAY	0- 1	1- 5	1- 2				
0- 0	0- 0	0- 0	NEUTRAL	0- 0	0- 0	0- 0				

RPI 1-25				RPI 26-50				RPI 51-100				RPI 101+ Team's RPI: 276			
RPI	S	Opponent	Score	RPI	S	Opponent	Score	RPI	S	Opponent	Score	RPI	S	Opponent	Score
				35	H	Cal i forn i a	41 79	76	A	Sai nt Mary' s (CA)	46 59	126	A	BYU	47 65
				49	A	Gonzaga	44 71					126	H	BYU	34 55
				49	H	Gonzaga	51 63					146	H	Loyol a Marymount	51 65
				50	H	Southern Cal i forn i a	43 64					151	A	San Franci sco	47 64
												151	H	San Franci sco	54 58
												171	A	Paci fi c	37 55
												184	A	Northwestern	47 57
												189	A	Nevada	41 52
												202	A	San Di ego	40 51
												202	H	San Di ego	59 50
												203	H	UC Santa Barbara	68 63
												230	A	Pepperdi ne	55 56
												230	H	Pepperdi ne	54 50
												250	H	San Jose St.	66 71
												251	A	San Di ego St.	48 34
												265	A	Grand Canyon	38 39
												308	A	Portl and	50 43
												313	H	Cal St. Fullerton	69 73
												327	A	Ill. -Chi cago	45 36
LAST 12 Division I GAMES:															
				202	A	San Di ego	40 51	49	A	Gonzaga	44 71				
				126	H	BYU	34 55	151	H	San Franci sco	54 58				
				151	A	San Franci sco	47 64	126	A	BYU	47 65				
				171	A	Paci fi c	37 55	76	A	Saint Mary' s (CA)	46 59				
				230	H	Pepperdi ne	54 50	308	A	Portl and	50 43				
				202	H	San Di ego	59 50	146	H	Loyol a Marymount	51 65				

Non-Div I Games: Menlo 104 61

Santa Clara

Average RPI Win:	334	WON-LOST	WINNING	LAST 10	STRENGTH OF	OPP. STRENGTH	TEAM	ADJ.	CONF.	ADJ CONF.
Average RPI Loss:	212	RECORD	PCT. RANK	GAMES	SCHEDULE	OF SCHEDULE	RPI	RPI	RPI	RPI
DIV. I ONLY	2- 19	337	1- 8	324	287	341	341	30	30	
DIV. I NON-CONF.	1- 9	318	0- 0	264	113	310	310	30	30	

TOTALS	RPI 1-25	RPI 26-50	W-L RECORDS	RPI 51-100	RPI 101-999	RPI 201+				
2- 19	0- 1	0- 1	OVERALL	0- 1	2- 16	2- 11				
0- 7	0- 0	0- 0	HOME	0- 0	0- 7	0- 6				
2- 9	0- 1	0- 1	AWAY	0- 1	2- 6	2- 5				
0- 3	0- 0	0- 0	NEUTRAL	0- 0	0- 3	0- 0				
1- 9	0- 1	0- 1	NON-CONFERENCE	0- 1	1- 6	1- 2				
0- 0	0- 0	0- 0	HOME	0- 0	0- 0	0- 0				
1- 6	0- 1	0- 1	AWAY	0- 1	1- 3	1- 2				
0- 3	0- 0	0- 0	NEUTRAL	0- 0	0- 3	0- 0				
1- 10	0- 0	0- 0	CONFERENCE	0- 0	1- 10	1- 9				
0- 7	0- 0	0- 0	HOME	0- 0	0- 7	0- 6				
1- 3	0- 0	0- 0	AWAY	0- 0	1- 3	1- 3				
0- 0	0- 0	0- 0	NEUTRAL	0- 0	0- 0	0- 0				

RPI 1-25				RPI 26-50				RPI 51-100				RPI 101+ Team's RPI: 341			
RPI	S	Opponent	Score	RPI	S	Opponent	Score	RPI	S	Opponent	Score	RPI	S	Opponent	Score
18	A	South Carolina	38 99	46	A	Oregon St.	36 84	89	A	Jacksonville	46 74	163	N	Florida	40 90
												185	A	Wisconsin	24 82
												192	N	Providence	48 78
												197	H	Hampton	53 81
												200	N	Richmond	63 100
												204	H	Norfolk St.	58 78
												207	A	East Carolina	37 103
												216	H	N.C. A&T	44 69
												248	H	Howard	59 87
												261	A	Morgan St.	67 73
												261	H	Morgan St.	41 70
												280	H	UMES	56 68
												300	A	Alabama St.	61 81
												306	A	Coppin St.	57 66
												316	H	South Carolina St.	60 71
												323	A	Ga. Southern	71 67
												330	A	Delaware St.	79 93
												344	A	Florida A&M	65 47

LAST 12 Division I GAMES:															
216	H	N.C. A&T	44 69	197	H	Hampton	53 81								
261	H	Morgan St.	41 70	248	H	Howard	59 87								
316	H	South Carolina St.	60 71	280	H	UMES	56 68								
344	A	Florida A&M	65 47	261	A	Morgan St.	67 73								
330	A	Delaware St.	79 93	306	A	Coppin St.	57 66								
204	H	Norfolk St.	58 78	89	A	Jacksonville	46 74								

Non-Div I Games: LaGrange 86 44 Allen 79 41

Savannah St.

Average RPI Win:	251	WON-LOST	WINNING	LAST 10	STRENGTH OF	OPP. STRENGTH	TEAM	ADJ.	CONF.	ADJ CONF.
Average RPI Loss:	171	RECORD	PCT. RANK	GAMES	SCHEDULE	OF SCHEDULE	RPI	RPI	RPI	RPI
DIV. I ONLY	13- 11	151	7- 3	288	264	218	218	31	31	
DIV. I NON-CONF.	6- 9	214	0- 3	157	207	208	208	31	31	

TOTALS	RPI 1-25	RPI 26-50	W-L RECORDS	RPI 51-100	RPI 101-999	RPI 201+				
13- 11	0- 0	0- 1	OVERALL	0- 1	13- 9	11- 3				
6- 6	0- 0	0- 0	HOME	0- 1	6- 5	5- 1				
7- 5	0- 0	0- 1	AWAY	0- 0	7- 4	6- 2				
0- 0	0- 0	0- 0	NEUTRAL	0- 0	0- 0	0- 0				
6- 9	0- 0	0- 1	NON-CONFERENCE	0- 1	6- 7	4- 1				
2- 6	0- 0	0- 0	HOME	0- 1	2- 5	1- 1				
4- 3	0- 0	0- 1	AWAY	0- 0	4- 2	3- 0				
0- 0	0- 0	0- 0	NEUTRAL	0- 0	0- 0	0- 0				
7- 2	0- 0	0- 0	CONFERENCE	0- 0	7- 2	7- 2				
4- 0	0- 0	0- 0	HOME	0- 0	4- 0	4- 0				
3- 2	0- 0	0- 0	AWAY	0- 0	3- 2	3- 2				
0- 0	0- 0	0- 0	NEUTRAL	0- 0	0- 0	0- 0				

RPI	S	Opponent	Score	RPI	S	Opponent	Score	RPI	S	Opponent	Score	RPI	S	Opponent	Score	Team's RPI: 218
35	A	Cal i forni a	67 87	57	H	UC Davi s	53 79	138	H	Portland St.	91 77	143	H	Idaho St.	69 74	
								150	A	Idaho	68 60	171	H	Paci fic	73 85	
								172	H	UC Irvi ne	79 84	174	A	Washi ngton	76 84	
								189	H	Nevada	65 74	201	A	CSUN	62 67	
								202	H	San Diego	80 73	203	A	UC Santa Barbara	77 71	
								224	A	CSU Bakersfi el d	68 75	230	A	Pepperdi ne	65 62	
								240	A	Montana	78 64	241	H	New Mexico St.	69 59	
								252	H	Hawai i	58 73	265	A	Grand Canyon	63 74	
								268	A	UMKC	62 58	268	H	UMKC	66 62	
								318	H	UTRGV	64 56	328	A	Utah Valley	77 75	
								338	A	Chi cago St.	63 56	338	H	Chi cago St.	72 60	
LAST 12 Di vi si on I GAMES:																
338	H	Chi cago St.	72 60	268	A	UMKC	62 58	338	A	Chi cago St.	63 56	265	A	Grand Canyon	63 74	
268	H	UMKC	66 62	201	A	CSUN	62 67	172	H	UC Irvi ne	79 84	174	A	Washi ngton	76 84	
328	A	Utah Valley	77 75													
224	A	CSU Bakersfi el d	68 75													
318	H	UTRGV	64 56													
241	H	New Mexi co St.	69 59													

Non-Di v I Games:

Seattle U

Average RPI	Win:	196	WON-LOST	WINNING	LAST 10	STRENGTH OF	OPP. STRENGTH	TEAM	ADJ.	CONF.	ADJ CONF.
Average RPI	Loss:	44	RECORD	PCT. RANK	GAMES	SCHEDULE	OF SCHEDULE	RPI	RPI	RPI	RPI
DIV. I ONLY		15- 11		130	6- 4	99	73	101	101	6	6
DIV. I NON-CONF.		8- 3		65	0- 0	136	187	91	91	6	6

TOTALS	RPI 1-25		RPI 26-50		W-L RECORDS	RPI 51-100		RPI 101-999		RPI 201+	
15- 11	0- 4		0- 5		OVERALL	1- 0		14- 2		8- 0	
11- 4	0- 2		0- 2		HOME	1- 0		10- 0		6- 0	
4- 7	0- 2		0- 3		AWAY	0- 0		4- 2		2- 0	
0- 0	0- 0		0- 0		NEUTRAL	0- 0		0- 0		0- 0	
8- 3	0- 1		0- 2		NON-CONFERENCE	0- 0		8- 0		6- 0	
6- 2	0- 1		0- 1		HOME	0- 0		6- 0		5- 0	
2- 1	0- 0		0- 1		AWAY	0- 0		2- 0		1- 0	
0- 0	0- 0		0- 0		NEUTRAL	0- 0		0- 0		0- 0	
7- 8	0- 3		0- 3		CONFERENCE	1- 0		6- 2		2- 0	
5- 2	0- 1		0- 1		HOME	1- 0		4- 0		1- 0	
2- 6	0- 2		0- 2		AWAY	0- 0		2- 2		1- 0	
0- 0	0- 0		0- 0		NEUTRAL	0- 0		0- 0		0- 0	

RPI 1-25				RPI 26-50				RPI 51-100				RPI 101+ Team's RPI: 101			
RPI	S	Opponent	Score	RPI	S	Opponent	Score	RPI	S	Opponent	Score	RPI	S	Opponent	Score
10	H	UCLA	68 77	26	A	Rutgers	45 70	53	H	St. John's (NY)	62 57	106	A	Wake Forest	67 57
23	A	Villanova	53 59	32	A	Marquette	84 97					107	A	Butler	48 66
23	H	Villanova	59 67	34	H	Princeton	83 85					107	H	Butler	75 64
24	A	DePaul	66 89	37	A	Creighton	64 81					133	A	Georgetown	52 71
				37	H	Creighton	51 68					133	H	Georgetown	70 65

LAST 12 Division I GAMES:															
23	A	Villanova	53 59	53	H	St. John's (NY)	62 57	133	H	Georgetown	70 65	213	H	Xavier	58 53
133	A	Georgetown	52 71	23	H	Villanova	59 67	107	A	Butler	48 66	266	H	St. Francis Brooklyn	84 50
107	H	Butler	75 64	213	A	Xavier	62 51	192	A	Providence	65 56	273	H	Rider	85 49
213	H	Xavier	58 53	107	A	Butler	48 66					345	H	Saint Peter's	91 49
37	A	Creighton	64 81	192	H	Providence	65 56								
192	A	Providence	65 56												

Non-Div I Games:

Seton Hall

S
i
e
n
a

Siena				Through Games Of Feb. 12, 2018							
Average RPI	Win:	275	WON-LOST	WINNING	LAST 10	STRENGTH OF	OPP. STRENGTH	TEAM	ADJ.	CONF.	ADJ CONF.
Average RPI	Loss:	127	RECORD	PCT. RANK	GAMES	SCHEDULE	OF SCHEDULE	RPI	RPI	RPI	RPI
DIV. I ONLY		13- 12	169	6- 4	261	224	206	206	28	28	
DIV. I NON-CONF.		5- 6	187	0- 0	145	122	158	158	26	26	

TOTALS		RPI 1-25	RPI 26-50		W-L RECORDS		RPI 51-100	RPI 101-999	RPI 201+		
13- 12		0- 0	0- 2		OVERALL		0- 5	13- 5	12- 3		
8- 4		0- 0	0- 1		HOME		0- 2	8- 1	7- 1		
5- 8		0- 0	0- 1		AWAY		0- 3	5- 4	5- 2		
0- 0		0- 0	0- 0		NEUTRAL		0- 0	0- 0	0- 0		
5- 6		0- 0	0- 2		NON-CONFERENCE		0- 3	5- 1	5- 0		
3- 2		0- 0	0- 1		HOME		0- 1	3- 0	3- 0		
2- 4		0- 0	0- 1		AWAY		0- 2	2- 1	2- 0		
0- 0		0- 0	0- 0		NEUTRAL		0- 0	0- 0	0- 0		
8- 6		0- 0	0- 0		CONFERENCE		0- 2	8- 4	7- 3		
5- 2		0- 0	0- 0		HOME		0- 1	5- 1	4- 1		
3- 4		0- 0	0- 0		AWAY		0- 1	3- 3	3- 2		
0- 0		0- 0	0- 0		NEUTRAL		0- 0	0- 0	0- 0		

S
i
e
n
a

RPI 1-25				RPI 26-50				RPI 51-100				RPI 101+ Team's RPI: 206			
RPI	S	Opponent	Score	RPI	S	Opponent	Score	RPI	S	Opponent	Score	RPI	S	Opponent	Score
				26	A	Rutgers	47 59	55	A	Qui nni pi ac	54 68	154	A	Hartford	62 71
				45	H	FGCU	50 63	55	H	Qui nni pi ac	72 83	168	A	Marist	54 73
								78	A	Harvard	67 75	168	H	Marist	58 53
								79	H	Al bany (NY)	63 78	242	A	Hofstra	70 60
								83	A	Penn St.	72 86	245	A	Ni agara	50 65
												245	H	Ni agara	68 73
												248	H	Howard	72 61
												253	H	Manhattan	56 51
												256	H	St. Bonaventure	70 62
												258	H	Fai rfi el d	51 40
												273	A	Ri der	71 67
												278	A	Col gate	73 70
												287	H	Sacred Heart	62 57
												289	A	Can i si us	57 65
												293	H	Monmouth	44 41
												339	A	I ona	70 48
												339	H	I ona	64 51
												345	A	Saint Peter's	62 59

LAST 12 Division I GAMES:															
				55	H	Qui nni pi ac	72 83	339	A	I ona	70 48				
				293	H	Monmouth	44 41	168	H	Marist	58 53				
				168	A	Marist	54 73	245	A	Ni agara	50 65				
				345	A	Saint Peter's	62 59	289	A	Can i si us	57 65				
				253	H	Manhattan	56 51	245	H	Ni agara	68 73				
				258	H	Fairfield	51 40	339	H	I ona	64 51				

Non-Div I Games:

Siena

Average RPI Win:	226	WON-LOST	WINNING	LAST 10	STRENGTH OF	OPP. STRENGTH	TEAM	ADJ.	CONF.	ADJ CONF.
Average RPI Loss:	117	RECORD	PCT. RANK	GAMES	SCHEDULE	OF SCHEDULE	RPI	RPI	RPI	RPI

DIV. I ONLY	14- 8	97	6- 4	156	231	121	121	23	23
DIV. I NON-CONF.	6- 4	122	0- 0	57	193	73	73	23	23
TOTALS	RPI 1-25	RPI 26-50	W-L RECORDS	RPI 51-100	RPI 101-999	RPI 201+			
14- 8	0- 1	0- 0	OVERALL	0- 2	14- 5	7- 0			
8- 4	0- 0	0- 0	HOME	0- 2	8- 2	5- 0			
6- 4	0- 1	0- 0	AWAY	0- 0	6- 3	2- 0			
0- 0	0- 0	0- 0	NEUTRAL	0- 0	0- 0	0- 0			
6- 4	0- 1	0- 0	NON-CONFERENCE	0- 2	6- 1	2- 0			
3- 2	0- 0	0- 0	HOME	0- 2	3- 0	1- 0			
3- 2	0- 1	0- 0	AWAY	0- 0	3- 1	1- 0			
0- 0	0- 0	0- 0	NEUTRAL	0- 0	0- 0	0- 0			
8- 4	0- 0	0- 0	CONFERENCE	0- 0	8- 4	5- 0			
5- 2	0- 0	0- 0	HOME	0- 0	5- 2	4- 0			
3- 2	0- 0	0- 0	AWAY	0- 0	3- 2	1- 0			
0- 0	0- 0	0- 0	NEUTRAL	0- 0	0- 0	0- 0			

RPI S Opponent Score	RPI S Opponent Score	RPI S Opponent Score	RPI S Opponent Score
19 A NC State 50 71		81 H UAB 66 78	104 A North Carolina 85 84
		89 H Jacksonville 58 60	114 H Little Rock 35 47
			129 H Central Ark. 64 43
			131 A Ole Miss 59 66
			152 A Texas St. 63 78
			158 A Louisiana 72 57
			166 A Troy 71 82
			166 H Troy 79 68
			177 A UT Arlington 76 63
			181 H Southern U. 69 65
			187 H Arkansas St. 60 75
			194 A Southern Miss. 78 57
			226 H New Orleans 67 45
			272 H Appalachian St. 54 52
			275 H Coastal Caro. 68 62
			300 A Alabama St. 59 47
			321 H Georgia St. 88 52
			323 H Ga. Southern 79 52
			336 A La.-Monroe 67 60
LAST 12 Division I GAMES:			
187 H Arkansas St. 60 75	275 H Coastal Caro. 68 62		
114 H Little Rock 35 47	166 H Troy 79 68		
166 A Troy 71 82	177 A UT Arlington 76 63		
336 A La.-Monroe 67 60	152 A Texas St. 63 78		
158 A Louisiana 72 57	323 H Ga. Southern 79 52		
272 H Appalachian St. 54 52	321 H Georgia St. 88 52		

Non-Div I Games: Ga. Southwestern 73 42

South Ala.

Average RPI Win:	139	WON-LOST	WINNING	LAST 10	STRENGTH OF	OPP. STRENGTH	TEAM	ADJ.	CONF.	ADJ CONF.
Average RPI Loss:	6	RECORD	PCT. RANK	GAMES	SCHEDULE	OF SCHEDULE	RPI	RPI	RPI	RPI

DIV. I ONLY	20- 5	29	7- 3	48	3	18	18	2	2
DIV. I NON-CONF.	11- 2	22	0- 1	122	12	39	39	2	2

TOTALS	RPI 1-25	RPI 26-50	W-L RECORDS	RPI 51-100	RPI 101-999	RPI 201+			
20- 5	4- 5	1- 0	OVERALL	5- 0	10- 0	5- 0			
11- 2	3- 2	0- 0	HOME	2- 0	6- 0	5- 0			
7- 2	1- 2	0- 0	AWAY	2- 0	4- 0	0- 0			
2- 1	0- 1	1- 0	NEUTRAL	1- 0	0- 0	0- 0			
11- 2	2- 2	1- 0	NON-CONFERENCE	1- 0	7- 0	5- 0			
6- 1	1- 1	0- 0	HOME	0- 0	5- 0	5- 0			
3- 0	1- 0	0- 0	AWAY	0- 0	2- 0	0- 0			
2- 1	0- 1	1- 0	NEUTRAL	1- 0	0- 0	0- 0			
9- 3	2- 3	0- 0	CONFERENCE	4- 0	3- 0	0- 0			
5- 1	2- 1	0- 0	HOME	2- 0	1- 0	0- 0			
4- 2	0- 2	0- 0	AWAY	2- 0	2- 0	0- 0			
0- 0	0- 0	0- 0	NEUTRAL	0- 0	0- 0	0- 0			

RPI 1-25	Team's RPI: 18	RPI 26-50	RPI 51-100	RPI 101+
RPI S Opponent Score	RPI S Opponent Score	RPI S Opponent Score	RPI S Opponent Score	RPI S Opponent Score
1 H UConn 58 83	26 N Rutgers 78 68	53 N St. John's (NY) 76 58	130 A Vanderbilt 95 82	
2 N Notre Dame 85 92		94 A Alabama 79 66	131 A Ole Miss 88 62	
3 A Mississippi St. 53 67		96 H Auburn 71 63	140 A Clemson 66 36	
7 H Tennessee 70 86		97 A Kentucky 81 64	163 H Florida 64 57	
13 A Maryland 94 86		98 H Arkansas 90 42	178 A Temple 87 60	
15 A Missouri 74 83			254 H Col. of Charleston 69 43	
15 H Missouri 64 54			298 H Wofford 94 60	
16 H Duke 72 52			300 H Alabama St. 99 31	
17 H Texas A&M 61 59			312 H Western Caro. 101 43	
			341 H Savannah St. 99 38	
LAST 12 Division I GAMES:				
163 H Florida 64 57	97 A Kentucky 81 64			
94 A Alabama 79 66	130 A Vanderbilt 95 82			
3 A Mississippi St. 53 67	7 H Tennessee 70 86			
1 H UConn 58 83	96 H Auburn 71 63			
15 H Missouri 64 54	15 A Missouri 74 83			
98 H Arkansas 90 42	131 A Ole Miss 88 62			

Non-Div I Games:

South Carolina

Average RPI Win:	298	WON-LOST	WINNING	LAST 10	STRENGTH OF	OPP. STRENGTH	TEAM	ADJ.	CONF.	ADJ CONF.
Average RPI Loss:	216	RECORD	PCT. RANK	GAMES	SCHEDULE	OF SCHEDULE	RPI	RPI	RPI	RPI
DIV. I ONLY	7- 14	264	4- 6	344	281	316	316	30	30	
DIV. I NON-CONF.	3- 7	254	0- 1	341	183	312	312	30	30	

TOTALS	RPI 1-25	RPI 26-50	W-L RECORDS	RPI 51-100	RPI 101-999	RPI 201+				
7- 14	0- 0	0- 0	OVERALL	0- 2	7- 12	6- 9				
4- 4	0- 0	0- 0	HOME	0- 0	4- 4	3- 4				
3- 10	0- 0	0- 0	AWAY	0- 0	3- 1	3- 1				
0- 0	0- 0	0- 0	NEUTRAL	0- 0	0- 0	0- 0				
3- 7	0- 0	0- 0	NON-CONFERENCE	0- 2	3- 5	3- 3				
1- 1	0- 0	0- 0	HOME	0- 0	1- 1	1- 1				
2- 6	0- 0	0- 0	AWAY	0- 2	2- 4	2- 2				
0- 0	0- 0	0- 0	NEUTRAL	0- 0	0- 0	0- 0				
4- 7	0- 0	0- 0	CONFERENCE	0- 0	4- 7	3- 6				
3- 3	0- 0	0- 0	HOME	0- 0	3- 3	2- 3				
1- 4	0- 0	0- 0	AWAY	0- 0	1- 4	1- 3				
0- 0	0- 0	0- 0	NEUTRAL	0- 0	0- 0	0- 0				

RPI 1-25				RPI 26-50				RPI 51-100				RPI 101+				Team's RPI: 316	
RPI	S	Opponent	Score	RPI	S	Opponent	Score	RPI	S	Opponent	Score	RPI	S	Opponent	Score		
								56	A	Mercer	53	74	123	A	Bethune-Cookman	50	68
								67	A	Georgia Tech	40	86	140	A	Clemson	48	56
												186	A	Charlotte	49	64	
												197	H	Hampton	78	70	
												204	H	Norfolk St.	67	71	
												216	H	N. C. A&T	54	74	
												248	H	Howard	58	68	
												261	A	Morgan St.	55	65	
												280	H	UMES	54	51	
												283	A	USC Upstate	44	63	
												286	A	Old Dominion	35	52	
												305	A	Charleston So.	60	58	
												306	A	Coppin St.	39	56	
												306	H	Coppin St.	67	65	
												312	H	Western Caro.	75	45	
												323	H	Ga. Southern	58	61	
												330	A	Delaware St.	44	58	
												341	A	Savannah St.	71	60	
												342	A	Winthrop	65	37	

LAST 12 Division I GAMES:																	
216	H	N. C. A&T	54	74	204	H	Norfolk St.	67	71								
306	H	Coppin St.	67	65	280	H	UMES	54	51								
341	A	Savannah St.	71	60	248	H	Howard	58	68								
261	A	Morgan St.	55	65	330	A	Delaware St.	44	58								
306	A	Coppin St.	39	56	123	A	Bethune-Cookman	50	68								
197	H	Hampton	78	70	286	A	Old Dominion	35	52								

Non-Div I Games: Johnson & Wales (NC) 40 Columbia Int'l 82 38

South Carolina St.

Loss, Non-Conf, S Site, H Home A Away N Neutral

Average RPI Win:	202	WON-LOST	WINNING	LAST 10	STRENGTH OF	OPP. STRENGTH	TEAM	ADJ.	CONF.	ADJ CONF.
Average RPI Loss:	94	RECORD	PCT. RANK	GAMES	SCHEDULE	OF SCHEDULE	RPI	RPI	RPI	RPI
DIV. I ONLY	18- 5	38	8- 0	188	123	73	73	15	15	
DIV. I NON-CONF.	7- 5	132	0- 0	195	49	135	135	17	17	

TOTALS	RPI 1-25	RPI 26-50	W-L RECORDS	RPI 51-100	RPI 101-999	RPI 201+				
18- 5	0- 1	2- 1	OVERALL	0- 0	16- 3	9- 0				
9- 1	0- 0	1- 0	HOME	0- 0	8- 1	5- 0				
8- 2	0- 0	1- 0	AWAY	0- 0	7- 2	3- 0				
1- 2	0- 1	0- 1	NEUTRAL	0- 0	1- 0	1- 0				
7- 5	0- 1	1- 1	NON-CONFERENCE	0- 0	6- 3	4- 0				
4- 1	0- 0	1- 0	HOME	0- 0	3- 1	2- 0				
2- 2	0- 0	0- 0	AWAY	0- 0	2- 2	1- 0				
1- 2	0- 1	0- 1	NEUTRAL	0- 0	1- 0	1- 0				
11- 0	0- 0	1- 0	CONFERENCE	0- 0	10- 0	5- 0				
5- 0	0- 0	0- 0	HOME	0- 0	5- 0	3- 0				
6- 0	0- 0	1- 0	AWAY	0- 0	5- 0	2- 0				
0- 0	0- 0	0- 0	NEUTRAL	0- 0	0- 0	0- 0				

RPI 1-25				RPI 26-50				RPI 51-100 Team's RPI: 73				RPI 101+			
RPI	S	Opponent	Score	RPI	S	Opponent	Score	RPI	S	Opponent	Score	RPI	S	Opponent	Score
7	N	Tennessee	49 69	37	H	Creighton	73 68					105	A	Western Ill.	82 58
				38	A	South Dakota St.	67 61					105	H	Western Ill.	92 81
				41	N	Oklahoma St.	68 76					120	A	Iowa St.	76 81
												132	A	SFA	55 77
												153	A	Wichita St.	62 48
												169	H	North Dakota	76 71
												170	H	Tulsa	61 64
												180	A	Denver	82 60
												180	H	Denver	79 51
												190	A	Oral Roberts	73 68
												224	H	CSU Bakersfield	66 50
												234	H	UC Riverside	75 66
												239	H	Omaha	70 46
												264	N	Indiana St.	71 59
												284	A	North Dakota St.	82 67
												284	H	North Dakota St.	80 54
												314	A	Incarnate Word	81 51
												320	A	Fort Wayne	79 60
												320	H	Fort Wayne	85 43

LAST 12 Division I GAMES:															
320	A	Fort Wayne	79 60	190	A	Oral Roberts	73 68								
284	H	North Dakota St.	80 54	320	H	Fort Wayne	85 43								
105	H	Western Ill.	92 81	105	A	Western Ill.	82 58								
180	A	Denver	82 60	284	A	North Dakota St.	82 67								
38	A	South Dakota St.	67 61	180	H	Denver	79 51								
239	H	Omaha	70 46	169	H	North Dakota	76 71								

Non-Div I Games: Mt. Marty 87 25 Doane 96 54 Bellevue 89 32

South Dakota

Average RPI Win:	182	WON-LOST	WINNING	LAST 10	STRENGTH OF	OPP. STRENGTH	TEAM	ADJ.	CONF.	ADJ CONF.
Average RPI Loss:	34	RECORD	PCT. RANK	GAMES	SCHEDULE	OF SCHEDULE	RPI	RPI	RPI	RPI
DIV. I ONLY	20- 5	29	8- 1	83	96	38	38	15	15	
DIV. I NON-CONF.	10- 4	73	0- 0	48	10	31	31	17	17	
TOTALS	RPI 1-25	RPI 26-50	W-L RECORDS	RPI 51-100	RPI 101-999	RPI 201+				
20- 5	1- 2	1- 2	OVERALL	2- 1	16- 0	7- 0				
12- 2	0- 1	1- 0	HOME	0- 1	11- 0	5- 0				
6- 3	0- 1	0- 2	AWAY	2- 0	4- 0	2- 0				
2- 0	1- 0	0- 0	NEUTRAL	0- 0	1- 0	0- 0				
10- 4	1- 2	1- 2	NON-CONFERENCE	2- 0	6- 0	2- 0				
6- 1	0- 1	1- 0	HOME	0- 0	5- 0	2- 0				
2- 3	0- 1	0- 2	AWAY	2- 0	0- 0	0- 0				
2- 0	1- 0	0- 0	NEUTRAL	0- 0	1- 0	0- 0				
10- 1	0- 0	0- 0	CONFERENCE	0- 1	10- 0	5- 0				
6- 1	0- 0	0- 0	HOME	0- 1	6- 0	3- 0				
4- 0	0- 0	0- 0	AWAY	0- 0	4- 0	2- 0				
0- 0	0- 0	0- 0	NEUTRAL	0- 0	0- 0	0- 0				

RPI 1-25				RPI 26-50				RPI 51-100				RPI 101+			
RPI	S	Opponent	Score	RPI	S	Opponent	Score	RPI	S	Opponent	Score	RPI	S	Opponent	Score
4	H	Louisville	64 68	30	H	Oklahoma	67 61	73	H	South Dakota	61 67	105	H	Western Ill.	84 48
12	A	Green Bay	41 55	37	A	Creighton	65 72	85	A	Drake	85 78	144	H	UNI	57 47
19	N	NC State	75 67	45	A	FGCU	78 87	93	A	George Washington	97 88	153	H	Wichita St.	96 64
												169	H	North Dakota	66 52
												180	A	Denver	69 58
												180	H	Denver	95 59
												186	N	Charlotte	71 70
												190	A	Oral Roberts	77 70
												190	H	Oral Roberts	96 72
												205	H	Bowling Green	76 44
												239	A	Omaha	103 54
												239	H	Omaha	89 64
												284	A	North Dakota St.	85 64
												284	H	North Dakota St.	83 63
												320	H	Fort Wayne	105 49
												343	H	NJIT	92 48
LAST 12 Division I GAMES:															
190	H	Oral Roberts	96 72	105	H	Western Ill.	84 48								
180	H	Denver	95 59	190	A	Oral Roberts	77 70								
239	A	Omaha	103 54	180	A	Denver	69 58								
284	A	North Dakota St.	85 64	284	H	North Dakota St.	83 63								
320	H	Fort Wayne	105 49	239	H	Omaha	89 64								
73	H	South Dakota	61 67	45	A	FGCU	78 87								

Non-Div I Games: Dakota Wesleyan 76 63

South Dakota St.

Average RPI Win:	135	WON-LOST	WINNING	LAST 10	STRENGTH OF	OPP. STRENGTH	TEAM	ADJ.	CONF.	ADJ CONF.
Average RPI Loss:	48	RECORD	PCT. RANK	GAMES	SCHEDULE	OF SCHEDULE	RPI	RPI	RPI	RPI
DIV. I ONLY	20- 5	29	8- 2	78	6	27	27	7	7	
DIV. I NON-CONF.	11- 3	45	1- 0	76	2	26	26	7	7	

TOTALS	RPI 1-25	RPI 26-50	W-L RECORDS	RPI 51-100	RPI 101-999	RPI 201+				
20- 5	2- 2	2- 1	OVERALL	3- 1	13- 1	3- 0				
10- 1	2- 1	1- 0	HOME	0- 0	7- 0	2- 0				
7- 2	0- 0	0- 1	AWAY	1- 0	6- 1	1- 0				
3- 2	0- 1	1- 0	NEUTRAL	2- 1	0- 0	0- 0				
11- 3	2- 1	1- 1	NON-CONFERENCE	3- 1	5- 0	2- 0				
6- 0	2- 0	0- 0	HOME	0- 0	4- 0	1- 0				
2- 1	0- 0	0- 1	AWAY	1- 0	1- 0	1- 0				
3- 2	0- 1	1- 0	NEUTRAL	2- 1	0- 0	0- 0				
9- 2	0- 1	1- 0	CONFERENCE	0- 0	8- 1	1- 0				
4- 1	0- 1	1- 0	HOME	0- 0	3- 0	1- 0				
5- 1	0- 0	0- 0	AWAY	0- 0	5- 1	0- 0				
0- 0	0- 0	0- 0	NEUTRAL	0- 0	0- 0	0- 0				

RPI	S	Opponent	Score	RPI	S	Opponent	Score	RPI	S	Opponent	Score	RPI	S	Opponent	Score
1	H	UConn	49 100	30	A	Oklahoma	74 79	53	N	St. John's (NY)	68 59	102	A	Tulane	63 53
2	N	Notre Dame	66 76	39	N	Dayton	93 87	54	N	Michigan St.	73 83	102	H	Tulane	75 46
6	H	Ohio St.	84 65	40	H	UCF	62 45	88	N	Washington St.	82 45	107	H	Butler	71 55
25	H	LSU	61 55					93	A	George Washington	83 78	135	A	Cincinnati	69 46
												153	A	Wichita St.	56 64
												170	A	Tulsa	71 57
												178	A	Temple	89 73
												178	H	Temple	76 60
												181	H	Southern U.	108 48
												187	H	Arkansas St.	98 55
												193	A	Memphis	81 62
												207	H	East Carolina	88 47
												303	A	FIU	82 52
												322	H	Houston Baptist	90 43

LAST 12 Division I GAMES:															
6	H	Ohio St.	84 65	193	A	Memphis	81 62								
207	H	East Carolina	88 47	40	H	UCF	62 45								
102	A	Tulane	63 53	178	A	Temple	89 73								
170	A	Tulsa	71 57	1	H	UConn	49 100								
178	H	Temple	76 60	135	A	Cincinnati	69 46								
153	A	Wichita St.	56 64	102	H	Tulane	75 46								

Non-Div I Games:

South Fla.

Average RPI Win:	287	WON-LOST	WINNING	LAST 10	STRENGTH OF	OPP. STRENGTH	TEAM	ADJ.	CONF.	ADJ CONF.
Average RPI Loss:	150	RECORD	PCT. RANK	GAMES	SCHEDULE	OF SCHEDULE	RPI	RPI	RPI	RPI

DIV. I ONLY	9- 15	246	4- 6	157	313	225	225	25	25
DIV. I NON-CONF.	3- 7	254	0- 0	51	217	186	186	27	27

TOTALS	RPI 1-25	RPI 26-50	W-L RECORDS	RPI 51-100	RPI 101-999	RPI 201+			
9- 15	0- 1	0- 1	OVERALL	0- 1	9- 12	8- 5			
5- 4	0- 0	0- 0	HOME	0- 1	5- 3	5- 2			
3- 11	0- 0	0- 0	AWAY	0- 0	3- 1	3- 0			
1- 0	0- 0	0- 0	NEUTRAL	0- 0	1- 0	0- 0			
3- 7	0- 1	0- 1	NON-CONFERENCE	0- 0	3- 5	2- 0			
2- 1	0- 0	0- 0	HOME	0- 0	2- 1	2- 0			
0- 6	0- 1	0- 1	AWAY	0- 0	0- 4	0- 0			
1- 0	0- 0	0- 0	NEUTRAL	0- 0	1- 0	0- 0			
6- 8	0- 0	0- 0	CONFERENCE	0- 1	6- 7	6- 5			
3- 3	0- 0	0- 0	HOME	0- 1	3- 2	3- 2			
3- 5	0- 0	0- 0	AWAY	0- 0	3- 5	3- 3			
0- 0	0- 0	0- 0	NEUTRAL	0- 0	0- 0	0- 0			

RPI 1-25				RPI 26-50				RPI 51-100				RPI 101+ Team's RPI: 225			
RPI	S	Opponent	Score	RPI	S	Opponent	Score	RPI	S	Opponent	Score	RPI	S	Opponent	Score
4	A	Louisville	40 80	42	A	Ball St.	56 69	72	H	Belmont	57 67	105	A	Western Ill.	59 87
												110	A	George Mason	38 57
												112	N	Saint Francis (PA)	82 50
												135	A	Cincinnati	52 65
												139	A	SIUE	57 65
												164	H	Southern Ill.	74 79
												165	A	Kansas	50 51
												196	A	UT Martin	65 72
												210	A	Jacksonville St.	48 55
												215	A	Morehead St.	58 60
												215	H	Morehead St.	56 59
												238	A	Austin Peay	65 66
												238	H	Austin Peay	50 61
												247	H	Bradley	57 53
												295	A	Murray St.	85 74
												295	H	Murray St.	80 70
												299	A	Tennessee Tech	70 66
												304	H	Eastern Ky.	69 55
												333	H	Tennessee St.	71 66
												346	A	Eastern Ill.	77 54
												348	H	Evansville	74 65

LAST 12 Division I GAMES:															
196	A	UT Martin	65 72	346	A	Eastern Ill.	77 54								
215	A	Morehead St.	58 60	139	A	SIUE	57 65								
238	H	Austin Peay	50 61	304	H	Eastern Ky.	69 55								
295	H	Murray St.	80 70	215	H	Morehead St.	56 59								
210	A	Jacksonville St.	48 55	238	A	Austin Peay	65 66								
299	A	Tennessee Tech	70 66	295	A	Murray St.	85 74								

Non-Div I Games: Evangel 72 60 Missouri Valley 69 34

Southeast Mo. St.

Average RPI Win:	241	WON-LOST	WINNING	LAST 10	STRENGTH OF	OPP. STRENGTH	TEAM	ADJ.	CONF.	ADJ CONF.
Average RPI Loss:	188	RECORD	PCT. RANK	GAMES	SCHEDULE	OF SCHEDULE	RPI	RPI	RPI	RPI
DIV. I ONLY	6- 18	294	5- 5	248	292	294	294	26	26	
DIV. I NON-CONF.	1- 10	327	0- 0	156	238	290	290	25	25	

TOTALS	RPI 1-25	RPI 26-50	W-L RECORDS	RPI 51-100	RPI 101-999	RPI 201+				
6- 18	0- 1	0- 0	OVERALL	0- 2	6- 15	4- 9				
3- 6	0- 0	0- 0	HOME	0- 0	3- 6	2- 4				
3- 11	0- 1	0- 0	AWAY	0- 2	3- 8	2- 5				
0- 1	0- 0	0- 0	NEUTRAL	0- 0	0- 1	0- 0				
1- 10	0- 1	0- 0	NON-CONFERENCE	0- 2	1- 7	0- 4				
0- 3	0- 0	0- 0	HOME	0- 0	0- 3	0- 2				
1- 6	0- 1	0- 0	AWAY	0- 2	1- 3	0- 2				
0- 1	0- 0	0- 0	NEUTRAL	0- 0	0- 1	0- 0				
5- 8	0- 0	0- 0	CONFERENCE	0- 0	5- 8	4- 5				
3- 3	0- 0	0- 0	HOME	0- 0	3- 3	2- 2				
2- 5	0- 0	0- 0	AWAY	0- 0	2- 5	2- 3				
0- 0	0- 0	0- 0	NEUTRAL	0- 0	0- 0	0- 0				

RPI 1-25				RPI 26-50				RPI 51-100				RPI 101+				Team's RPI: 294
RPI	S	Opponent	Score	RPI	S	Opponent	Score	RPI	S	Opponent	Score	RPI	S	Opponent	Score	
25	A	LSU	56 84					58	A	TCU	62 112	111	H	Lamar University	58 75	
								96	A	Auburn	46 80	123	A	Bethune-Cookman	60 58	
												129	A	Central Ark.	47 63	
												129	H	Central Ark.	78 70	
												132	A	SFA	67 79	
												135	A	Cincinnati	43 82	
												149	N	Kent St.	60 81	
												158	H	Louisiana	56 68	
												211	A	Akron	54 66	
												217	A	Abilene Christian	80 86	
												235	A	Grambling	52 61	
												249	A	Nicholls St.	66 57	
												257	A	A&M-Corpus Christi	52 56	
												259	A	McNeese	47 69	
												259	H	McNeese	65 77	
												302	H	Alcorn	77 84	
												311	H	Northwestern St.	71 65	
												314	H	Incarinate Word	65 54	
												315	H	Alabama A&M	74 76	
												322	A	Houston Baptist	76 61	
												331	H	Sam Houston St.	52 57	
LAST 12 Division I GAMES:																
259	A	McNeese	47 69	311	H	Northwestern St.	71 65									
314	H	Incarinate Word	65 54	322	A	Houston Baptist	76 61									
129	H	Central Ark.	78 70	259	H	McNeese	65 77									
257	A	A&M-Corpus Christi	52 56	111	H	Lamar University	58 75									
249	A	Nicholls St.	66 57	217	A	Abilene Christian	80 86									
331	H	Sam Houston St.	52 57	129	A	Central Ark.	47 63									

Non-Div I Games:

Southeastern La.

■ Loss,
 ■ Non-Conf,
 ■ S Site,
 ■ Home
 ■ A Away
 N Neutral

Average RPI	Win: 175	WON-LOST	WINNING	LAST 10	STRENGTH OF	OPP. STRENGTH	TEAM	ADJ.	CONF.	ADJ CONF.
Average RPI	Loss: 18	RECORD	PCT. RANK	GAMES	SCHEDULE	OF SCHEDULE	RPI	RPI	RPI	RPI
DIV. I ONLY	17- 8	71	6- 4	68	59	50	50	5	5	
DIV. I NON-CONF.	10- 1	15	0- 0	207	243	50	50	3	3	

TOTALS	RPI 1-25	RPI 26-50	W-L RECORDS	RPI 51-100	RPI 101-999	RPI 201+				
17- 8	0- 6	2- 2	OVERALL	3- 0	12- 0	7- 0				
5- 5	0- 4	2- 1	HOME	0- 0	3- 0	3- 0				
9- 3	0- 2	0- 1	AWAY	2- 0	7- 0	4- 0				
3- 0	0- 0	0- 0	NEUTRAL	1- 0	2- 0	0- 0				
10- 1	0- 1	0- 0	NON-CONFERENCE	1- 0	9- 0	6- 0				
2- 1	0- 1	0- 0	HOME	0- 0	2- 0	2- 0				
5- 0	0- 0	0- 0	AWAY	0- 0	5- 0	4- 0				
3- 0	0- 0	0- 0	NEUTRAL	1- 0	2- 0	0- 0				
7- 7	0- 5	2- 2	CONFERENCE	2- 0	3- 0	1- 0				
3- 4	0- 3	2- 1	HOME	0- 0	1- 0	1- 0				
4- 3	0- 2	0- 1	AWAY	2- 0	2- 0	0- 0				
0- 0	0- 0	0- 0	NEUTRAL	0- 0	0- 0	0- 0				

RPI 1-25				RPI 26-50				Team's RPI: 50				RPI 51-100				RPI 101+			
RPI	S	Opponent	Score	RPI	S	Opponent	Score	RPI	S	Opponent	Score	RPI	S	Opponent	Score	RPI	S	Opponent	Score
10	A	UCLA	46 59	33	H	Arizona St.	77 62	52	N	Purdue	58 46	119	N	Middle Tenn.	72 57				
10	H	UCLA	70 84	35	A	Cal i forni a	64 76	88	A	Washington St.	73 72	142	A	Colorado	86 51				
11	H	Oregon	66 70	35	H	Cal i forni a	59 62	92	A	Utah	58 47	146	A	Loyol a Marymount	80 70				
14	A	Stanford	65 72	46	H	Oregon St.	65 61					168	N	Marist	78 57				
14	H	Stanford	55 59									174	A	Washi ngton	72 61				
17	H	Texas A&M	74 75									233	H	Montana St.	98 47				
												234	A	UC Ri versi de	64 46				
												252	A	Hawai i	71 60				
												276	A	Santa Clara	64 43				
												277	H	Ari zona	78 52				
												318	A	UTRGV	71 64				
												325	H	Long Beach St.	75 60				
LAST 12 Division I GAMES:																			
277	H	Ari zona	78 52	35	H	Cal i forni a	59 62												
33	H	Ari zona St.	77 62	14	H	Stanford	55 59												
10	H	UCLA	70 84	92	A	Utah	58 47												
10	A	UCLA	46 59	142	A	Colorado	86 51												
174	A	Washington	72 61	46	H	Oregon St.	65 61												
88	A	Washington St.	73 72	11	H	Oregon	66 70												

Non-Div I Games:

Southern Cal i forni a

Average RPI Win:	241	WON-LOST	WINNING	LAST 10	STRENGTH OF	OPP. STRENGTH	TEAM	ADJ.	CONF.	ADJ CONF.
Average RPI Loss:	130	RECORD	PCT. RANK	GAMES	SCHEDULE	OF SCHEDULE	RPI	RPI	RPI	RPI
DIV. I ONLY	12- 11	162	5- 5	152	248	164	164	24	24	
DIV. I NON-CONF.	4- 6	214	0- 0	66	232	137	137	22	22	

TOTALS	RPI 1-25	RPI 26-50	W-L RECORDS	RPI 51-100	RPI 101-999	RPI 201+				
12- 11	0- 0	0- 2	OVERALL	0- 4	12- 5	8- 3				
6- 4	0- 0	0- 1	HOME	0- 1	6- 2	3- 1				
6- 5	0- 0	0- 0	AWAY	0- 0	6- 1	5- 1				
0- 2	0- 0	0- 1	NEUTRAL	0- 1	0- 0	0- 0				
4- 6	0- 0	0- 2	NON-CONFERENCE	0- 2	4- 2	2- 1				
1- 2	0- 0	0- 1	HOME	0- 0	1- 1	0- 0				
3- 2	0- 0	0- 0	AWAY	0- 1	3- 1	2- 1				
0- 2	0- 0	0- 1	NEUTRAL	0- 1	0- 0	0- 0				
8- 5	0- 0	0- 0	CONFERENCE	0- 2	8- 3	6- 2				
5- 2	0- 0	0- 0	HOME	0- 1	5- 1	3- 1				
3- 3	0- 0	0- 0	AWAY	0- 1	3- 2	3- 1				
0- 0	0- 0	0- 0	NEUTRAL	0- 0	0- 0	0- 0				

RPI S Opponent	Score	RPI S Opponent	Score	RPI S Opponent	Score	RPI S Opponent	Score	Team's RPI: 164
47 N Miami (FL)	65 75	79 N Albany (NY)	57 68	108 H Missouri St.	71 69			
48 H Western Ky.	49 75	81 A UAB	66 76	139 H SIUE	53 57			
		85 A Drake	73 84	144 A UNI	63 71			
		85 H Drake	64 75	144 H UNI	60 53			
				193 A Memphis	68 56			
				196 H UT Martin	84 72			
				215 A Morehead St.	81 85			
				225 A Southeast Mo. St.	79 74			
				247 A Bradley	63 62			
				247 H Bradley	62 53			
				255 A Illinois St.	46 49			
				255 H Illinois St.	36 39			
				264 A Indiana St.	64 45			
				281 H Valparaiso	74 63			
				307 H Loyola Chicago	62 46			
				334 A Marshall	64 59			
				348 A Evansville	74 62			
LAST 12 Division I GAMES:								
247 H Bradley	62 53	307 H Loyola Chicago	62 46					
255 H Illinois St.	36 39	255 A Illinois St.	46 49					
144 A UNI	63 71	247 A Bradley	63 62					
85 A Drake	73 84	85 H Drake	64 75					
108 H Missouri St.	71 69	144 H UNI	60 53					
281 H Valparaiso	74 63	264 A Indiana St.	64 45					

Non-Div I Games: Martin Methodist 60 50

Southern Ill.

Average RPI	Win: 243	WON-LOST	WINNING	LAST 10	STRENGTH OF	OPP. STRENGTH	TEAM	ADJ.	CONF.	ADJ CONF.
Average RPI	Loss: 128	RECORD	PCT. RANK	GAMES	SCHEDULE	OF SCHEDULE	RPI	RPI	RPI	RPI
DIV. I ONLY	11- 10	158	5- 5	242	147	194	194	18	18	
DIV. I NON-CONF.	6- 5	153	0- 1	310	74	226	226	20	20	

TOTALS	RPI 1-25	RPI 26-50	W-L RECORDS	RPI 51-100	RPI 101-999	RPI 201+				
11- 10	0- 1	0- 1	OVERALL	1- 2	10- 6	7- 1				
8- 3	0- 0	0- 0	HOME	0- 0	8- 3	6- 1				
3- 7	0- 1	0- 1	AWAY	1- 2	2- 3	1- 0				
0- 0	0- 0	0- 0	NEUTRAL	0- 0	0- 0	0- 0				
6- 5	0- 1	0- 0	NON-CONFERENCE	0- 1	6- 3	5- 0				
5- 1	0- 0	0- 0	HOME	0- 0	5- 1	4- 0				
1- 4	0- 1	0- 0	AWAY	0- 1	1- 2	1- 0				
0- 0	0- 0	0- 0	NEUTRAL	0- 0	0- 0	0- 0				
5- 5	0- 0	0- 1	CONFERENCE	1- 1	4- 3	2- 1				
3- 2	0- 0	0- 0	HOME	0- 0	3- 2	2- 1				
2- 3	0- 0	0- 1	AWAY	1- 1	1- 1	0- 0				
0- 0	0- 0	0- 0	NEUTRAL	0- 0	0- 0	0- 0				

RPI 1-25				RPI 26-50				RPI 51-100				RPI 101+ Team's RPI: 194			
RPI	S	Opponent	Score	RPI	S	Opponent	Score	RPI	S	Opponent	Score	RPI	S	Opponent	Score
3	A	Mississippi St.	56 91	48	A	Western Ky.	60 81	67	A	Georgia Tech	44 63	102	H	Tulane	66 58
								81	A	UAB	80 63	119	A	Middle Tenn.	61 53
								95	A	Rice	56 62	121	H	South Ala.	57 78
												131	A	Ole Miss	59 68
												157	H	Louisiana Tech	65 50
												161	A	Samford	56 61
												186	A	Charlotte	56 66
												186	H	Charlotte	79 85
												286	H	Old Dominion	55 74
												296	H	UTSA	83 60
												300	H	Alabama St.	72 35
												302	H	Alcorn	72 67
												311	A	Northwestern St.	71 59
												331	H	Sam Houston St.	58 38
												334	H	Marshall	70 61
												337	H	Mississippi Val.	84 69

LAST 12 Division I GAMES:															
286	H	Old Dominion	55 74	81	A	UAB	80 63	157	H	Louisiana Tech	65 50				
334	H	Marshall	70 61	48	A	Western Ky.	60 81	186	A	Charlotte	56 66				
95	A	Rice	56 62	67	A	Georgia Tech	44 63	161	A	Samford	56 61				
296	H	UTSA	83 60												
186	H	Charlotte	79 85												
119	A	Middle Tenn.	61 53												

Non-Div I Games: William Carey 82 44 Blue Mountain (MS) 96 46

Southern Miss.

Average RPI Win:	305	WON-LOST	WINNING	LAST 10	STRENGTH OF	OPP. STRENGTH	TEAM	ADJ.	CONF.	ADJ CONF.
Average RPI Loss:	122	RECORD	PCT. RANK	GAMES	SCHEDULE	OF SCHEDULE	RPI	RPI	RPI	RPI
DIV. I ONLY	11- 10	158	9- 1	267	317	181	181	32	32	
DIV. I NON-CONF.	0- 8	337	0- 0	27	25	261	261	32	32	

TOTALS	RPI 1-25	RPI 26-50	W-L RECORDS	RPI 51-100	RPI 101-999	RPI 201+				
11- 10	0- 0	0- 2	OVERALL	0- 3	11- 5	11- 2				
7- 0	0- 0	0- 0	HOME	0- 0	7- 0	7- 0				
4- 9	0- 0	0- 2	AWAY	0- 2	4- 5	4- 2				
0- 1	0- 0	0- 0	NEUTRAL	0- 1	0- 0	0- 0				
0- 8	0- 0	0- 2	NON-CONFERENCE	0- 3	0- 3	0- 0				
0- 0	0- 0	0- 0	HOME	0- 0	0- 0	0- 0				
0- 7	0- 0	0- 2	AWAY	0- 2	0- 3	0- 0				
0- 1	0- 0	0- 0	NEUTRAL	0- 1	0- 0	0- 0				
11- 2	0- 0	0- 0	CONFERENCE	0- 0	11- 2	11- 2				
7- 0	0- 0	0- 0	HOME	0- 0	7- 0	7- 0				
4- 2	0- 0	0- 0	AWAY	0- 0	4- 2	4- 2				
0- 0	0- 0	0- 0	NEUTRAL	0- 0	0- 0	0- 0				

RPI 1-25				RPI 26-50				RPI 51-100				RPI 101+				Team's RPI: 181	
RPI	S	Opponent	Score	RPI	S	Opponent	Score	RPI	S	Opponent	Score	RPI	S	Opponent	Score		
				27	A	South Fla.	48 108	64	N	Toledo	76 81	121	A	South Ala.	65 69		
				41	A	Oklahoma St.	66 94	65	A	Indiana	49 64	123	A	Bethune-Cookman	56 68		
								96	A	Auburn	47 65	185	A	Wisconsin	74 77		
												232	A	Texas Southern	67 57		
												235	A	Grambling	71 79		
												235	H	Grambling	63 44		
												263	A	Prairie View	62 69		
												300	H	Alabama St.	66 58		
												302	H	Alcorn	64 56		
												309	A	Jackson St.	68 58		
												309	H	Jackson St.	86 76		
												315	H	Alabama A&M	77 62		
												337	A	Mississippi Val.	70 54		
												337	H	Mississippi Val.	66 58		
												340	A	Ark.-Pine Bluff	71 52		
												340	H	Ark.-Pine Bluff	59 46		
LAST 12 Division I GAMES:																	
				337	H	Mississippi Val.	66 58	300	H	Alabama St.	66 58						
				340	H	Ark.-Pine Bluff	59 46	337	A	Mississippi Val.	70 54						
				309	A	Jackson St.	68 58	340	A	Ark.-Pine Bluff	71 52						
				235	A	Grambling	71 79	309	H	Jackson St.	86 76						
				302	H	Alcorn	64 56	235	H	Grambling	63 44						
				315	H	Alabama A&M	77 62	263	A	Prairie View	62 69						

Non-Div I Games: Mobile 86 54

Southern U.

Average RPI Win:	253	WON-LOST	WINNING	LAST 10	STRENGTH OF	OPP. STRENGTH	TEAM	ADJ.	CONF.	ADJ CONF.
Average RPI Loss:	192	RECORD	PCT. RANK	GAMES	SCHEDULE	OF SCHEDULE	RPI	RPI	RPI	RPI
DIV. I ONLY	3- 20	330	2- 8	175	341	324	324	19	19	
DIV. I NON-CONF.	1- 10	327	0- 0	137	336	319	319	13	13	

TOTALS	RPI 1-25	RPI 26-50	W-L RECORDS	RPI 51-100	RPI 101-999	RPI 201+				
3- 20	0- 1	0- 0	OVERALL	0- 1	3- 18	2- 10				
2- 8	0- 0	0- 0	HOME	0- 1	2- 7	1- 4				
1- 12	0- 1	0- 0	AWAY	0- 0	1- 11	1- 6				
0- 0	0- 0	0- 0	NEUTRAL	0- 0	0- 0	0- 0				
1- 10	0- 1	0- 0	NON-CONFERENCE	0- 1	1- 8	1- 5				
1- 4	0- 0	0- 0	HOME	0- 1	1- 3	1- 1				
0- 6	0- 1	0- 0	AWAY	0- 0	0- 5	0- 4				
0- 0	0- 0	0- 0	NEUTRAL	0- 0	0- 0	0- 0				
2- 10	0- 0	0- 0	CONFERENCE	0- 0	2- 10	1- 5				
1- 4	0- 0	0- 0	HOME	0- 0	1- 4	0- 3				
1- 6	0- 0	0- 0	AWAY	0- 0	1- 6	1- 2				
0- 0	0- 0	0- 0	NEUTRAL	0- 0	0- 0	0- 0				

RPI 1-25				RPI 26-50				RPI 51-100				RPI 101+				Team's RPI: 324
RPI	S	Opponent	Score	RPI	S	Opponent	Score	RPI	S	Opponent	Score	RPI	S	Opponent	Score	
11	A	Oregon	38 98					57	H	UC Davis	59 85	126	A	BYU	67 75	
												143	A	Idaho St.	39 66	
												143	H	Idaho St.	76 70	
												147	A	Weber St.	50 65	
												147	H	Weber St.	64 77	
												148	H	Binghamton	66 72	
												150	A	Idaho	51 74	
												172	H	UC Irvine	64 71	
												182	A	Eastern Wash.	41 58	
												202	A	San Diego	59 72	
												224	H	CSU Bakersfield	45 46	
												233	A	Montana St.	71 91	
												233	H	Montana St.	57 63	
												240	A	Montana	71 81	
												240	H	Montana	65 74	
												265	A	Grand Canyon	54 59	
												277	A	Arizona	74 76	
												297	H	Utah St.	70 67	
												319	A	Northern Ariz.	60 57	
												319	H	Northern Ariz.	55 72	
												328	A	Utah Valley	61 69	

LAST 12 Division I GAMES:																
319	H	Northern Ariz.	55 72	150	A	Idaho	51 74									
143	A	Idaho St.	39 66	319	A	Northern Ariz.	60 57									
147	A	Weber St.	50 65	147	H	Weber St.	64 77									
233	H	Montana St.	57 63	143	H	Idaho St.	76 70									
240	H	Montana	65 74	240	A	Montana	71 81									
182	A	Eastern Wash.	41 58	233	A	Montana St.	71 91									

Non-Div I Games:

Southern Utah

Average RPI	Win:	232	WON-LOST	WINNING	LAST 10	STRENGTH OF	OPP. STRENGTH	TEAM	ADJ.	CONF.	ADJ CONF.
Average RPI	Loss:	135	RECORD	PCT. RANK	GAMES	SCHEDULE	OF SCHEDULE	RPI	RPI	RPI	RPI
DIV. I ONLY		7- 18		287	2- 8	122	170	256	256	12	12
DIV. I NON-CONF.		5- 8		220	0- 0	113	236	205	205	10	10

TOTALS	RPI 1-25		RPI 26-50		W-L RECORDS	RPI 51-100		RPI 101-999		RPI 201+	
7- 18	0- 1		0- 1		OVERALL	1- 6		6- 10		5- 5	
5- 7	0- 1		0- 0		HOME	1- 2		4- 4		4- 0	
1- 11	0- 0		0- 1		AWAY	0- 4		1- 6		0- 5	
1- 0	0- 0		0- 0		NEUTRAL	0- 0		1- 0		1- 0	
5- 8	0- 1		0- 0		NON-CONFERENCE	1- 3		4- 4		3- 3	
3- 3	0- 1		0- 0		HOME	1- 1		2- 1		2- 0	
1- 5	0- 0		0- 0		AWAY	0- 2		1- 3		0- 3	
1- 0	0- 0		0- 0		NEUTRAL	0- 0		1- 0		1- 0	
2- 10	0- 0		0- 1		CONFERENCE	0- 3		2- 6		2- 2	
2- 4	0- 0		0- 0		HOME	0- 1		2- 3		2- 0	
0- 6	0- 0		0- 1		AWAY	0- 2		0- 3		0- 2	
0- 0	0- 0		0- 0		NEUTRAL	0- 0		0- 0		0- 0	

RPI 1-25				RPI 26-50				RPI 51-100				RPI 101+ Team's RPI: 256			
RPI	S	Opponent	Score	RPI	S	Opponent	Score	RPI	S	Opponent	Score	RPI	S	Opponent	Score
20	H	Buffalo	59 76	39	A	Dayton	59 80	64	H	Toledo	39 58	103	A	Saint Louis	55 78
								68	A	Duquesne	59 73	110	H	George Mason	63 76
								70	A	Fordham	48 72	118	H	Delaware	52 53
								79	A	Albany (NY)	52 69	127	A	Bucknell	59 48
								82	A	Navy	48 86	159	H	Davidson	68 75
								83	H	Penn St.	65 62	162	H	Saint Joseph's	64 70
								93	H	George Washington	56 63	206	A	Siena	62 70
												223	H	Eastern Mich.	70 51
												237	A	La Salle	63 66
												242	A	Hofstra	68 71
												245	H	Niagara	76 58
												285	H	Massachusetts	69 59
												288	A	VCU	75 77
												289	A	Canisius	69 71
												329	N	UMBC	63 54
												332	H	Rhode Island	81 70
LAST 12 Division I GAMES:															
288	A	VCU	75 77	332	H	Rhode Island	81 70								
93	H	George Washington	56 63	237	A	La Salle	63 66								
110	H	George Mason	63 76	39	A	Dayton	59 80								
68	A	Duquesne	59 73	285	H	Massachusetts	69 59								
70	A	Fordham	48 72	162	H	Saint Joseph's	64 70								
159	H	Davidson	68 75	103	A	Saint Louis	55 78								

Non-Div I Games:

St. Bonaventure

Average RPI Win: 267

Average RPI Loss: 202

WON-LOST
RECORDWINNING
PCT. RANKLAST 10
GAMESSTRENGTH OF
SCHEDULEOPP. STRENGTH
OF SCHEDULETEAM
RPIADJ.
RPICONF.
RPIADJ CONF.
RPIDIV. I ONLY
DIV. I NON-CONF.10- 14
4- 7218
2266- 4
0- 0306
303308
279266
281266
28129
2929
29

TOTALS

RPI 1-25

RPI 26-50

W-L RECORDS

RPI 51-100

RPI 101-999

RPI 201+

10- 14

0- 0

0- 0

OVERALL

0- 1

10- 13

8- 9

7- 3

0- 0

0- 0

HOME

0- 0

7- 3

5- 2

3- 10

0- 0

0- 0

AWAY

0- 1

3- 9

3- 6

0- 1

0- 0

0- 0

NEUTRAL

0- 0

0- 1

0- 1

4- 7

0- 0

0- 0

NON-CONFERENCE

0- 1

4- 6

3- 5

3- 1

0- 0

0- 0

HOME

0- 0

3- 1

2- 1

1- 5

0- 0

0- 0

AWAY

0- 1

1- 4

1- 3

0- 1

0- 0

0- 0

NEUTRAL

0- 0

0- 1

0- 1

6- 7

0- 0

0- 0

CONFERENCE

0- 0

6- 7

5- 4

4- 2

0- 0

0- 0

HOME

0- 0

4- 2

3- 1

2- 5

0- 0

0- 0

AWAY

0- 0

2- 5

2- 3

0- 0

0- 0

0- 0

NEUTRAL

0- 0

0- 0

0- 0

RPI 1-25

RPI 26-50

RPI 51-100

RPI 101+

Team's RPI: 266

RPI S Opponent Score

RPI S Opponent Score

RPI S Opponent Score

RPI S Opponent Score

53 A St. John's (NY) 49 73

101 A Seton Hall 50 84

112 A Saint Francis (PA) 75 90

112 H Saint Francis (PA) 71 94

141 A Robert Morris 36 59

141 H Robert Morris 49 47

176 H Army West Point 73 52

204 N Norfolk St. 51 52

212 A Fla. Atlantic 60 80

215 H Morehead St. 59 73

231 H Loyola Maryland 64 47

248 A Howard 69 72

253 A Manhattan 54 57

269 A Mt. St. Mary's 75 56

269 H Mt. St. Mary's 82 73

274 H Fairleigh Dickinson 62 70

279 A LIU Brooklyn 59 61

287 H Sacred Heart 63 48

291 A Central Conn. St. 78 70

292 A Bryant 63 73

326 A Wagner 47 50

326 H Wagner 80 76

339 H Iona 72 63

345 A Saint Peter's 64 49

LAST 12 Division I GAMES:

141 H Robert Morris 49 47

292 A Bryant 63 73

112 H Saint Francis (PA) 71 94

291 A Central Conn. St. 78 70

269 A Mt. St. Mary's 75 56

326 H Wagner 80 76

326 A Wagner 47 50

269 H Mt. St. Mary's 82 73

287 H Sacred Heart 63 48

141 A Robert Morris 36 59

274 H Fairleigh Dickinson 62 70

112 A Saint Francis (PA) 75 90

Non-Div I Games:

St. Francis Brooklyn

Loss, Non-Conf, S Site, H Home A Away N Neutral

Average RPI	Win:	123	WON-LOST	WINNING	LAST 10	STRENGTH OF	OPP. STRENGTH	TEAM	ADJ.	CONF.	ADJ CONF.
Average RPI	Loss:	67	RECORD	PCT. RANK	GAMES	SCHEDULE	OF SCHEDULE	RPI	RPI	RPI	RPI
DIV. I ONLY		15- 11		130	3- 4	19	56	53	53	6	6
DIV. I NON-CONF.		7- 4		102	0- 1	5	73	30	30	6	6

TOTALS	RPI 1-25		RPI 26-50		W-L RECORDS	RPI 51-100		RPI 101-999		RPI 201+	
15- 11	1- 4		2- 3		OVERALL	2- 1		10- 3		3- 0	
9- 3	1- 1		1- 0		HOME	1- 1		6- 1		2- 0	
5- 6	0- 2		1- 2		AWAY	1- 0		3- 2		1- 0	
1- 2	0- 1		0- 1		NEUTRAL	0- 0		1- 0		0- 0	
7- 4	0- 2		1- 1		NON-CONFERENCE	2- 1		4- 0		1- 0	
4- 2	0- 1		0- 0		HOME	1- 1		3- 0		1- 0	
2- 0	0- 0		1- 0		AWAY	1- 0		0- 0		0- 0	
1- 2	0- 1		0- 1		NEUTRAL	0- 0		1- 0		0- 0	
8- 7	1- 2		1- 2		CONFERENCE	0- 0		6- 3		2- 0	
5- 1	1- 0		1- 0		HOME	0- 0		3- 1		1- 0	
3- 6	0- 2		0- 2		AWAY	0- 0		3- 2		1- 0	
0- 0	0- 0		0- 0		NEUTRAL	0- 0		0- 0		0- 0	

RPI 1-25				RPI 26-50				RPI 51-100				RPI 101+			
RPI	S	Opponent	Score	RPI	S	Opponent	Score	RPI	S	Opponent	Score	RPI	S	Opponent	Score
18	N	South Carolina	58 76	27	N	South Fla.	59 68	70	H	Fordham	64 67	101	A	Seton Hall	57 62
20	H	Buffalo	72 73	32	A	Marquette	72 74	75	H	James Madison	81 64	107	A	Butler	73 55
23	A	Villanova	52 69	37	A	Creighton	39 53	79	A	Albany (NY)	71 66	107	H	Butler	76 38
23	H	Villanova	70 64	37	H	Creighton	72 65					109	N	Western Mich.	76 48
24	A	DePaul	67 76	47	A	Miami (FL)	74 64					133	A	Georgetown	71 63

Non-Div I Games:

St. John's (NY)

Average RPI Win:	121	WON-LOST	WINNING	LAST 10	STRENGTH OF	OPP. STRENGTH	TEAM	ADJ.	CONF.	ADJ CONF.
Average RPI Loss:	22	RECORD	PCT. RANK	GAMES	SCHEDULE	OF SCHEDULE	RPI	RPI	RPI	RPI
DIV. I ONLY	18- 8	68	9- 1	5	21	14	14	5	5	
DIV. I NON-CONF.	6- 6	170	0- 0	4	13	40	40	3	3	

TOTALS	RPI 1-25	RPI 26-50	W-L RECORDS	RPI 51-100	RPI 101-999	RPI 201+				
18- 8	2- 6	4- 1	OVERALL	4- 0	8- 1	4- 0				
11- 2	1- 1	2- 0	HOME	3- 0	5- 1	3- 0				
5- 4	1- 3	2- 1	AWAY	0- 0	2- 0	1- 0				
2- 2	0- 2	0- 0	NEUTRAL	1- 0	1- 0	0- 0				
6- 6	0- 5	0- 0	NON-CONFERENCE	2- 0	4- 1	2- 0				
3- 2	0- 1	0- 0	HOME	1- 0	2- 1	2- 0				
1- 2	0- 2	0- 0	AWAY	0- 0	1- 0	0- 0				
2- 2	0- 2	0- 0	NEUTRAL	1- 0	1- 0	0- 0				
12- 2	2- 1	4- 1	CONFERENCE	2- 0	4- 0	2- 0				
8- 0	1- 0	2- 0	HOME	2- 0	3- 0	1- 0				
4- 2	1- 1	2- 1	AWAY	0- 0	1- 0	1- 0				
0- 0	0- 0	0- 0	NEUTRAL	0- 0	0- 0	0- 0				

RPI 1-25				RPI 26-50				RPI 51-100				RPI 101+			
RPI	S	Opponent	Score	RPI	S	Opponent	Score	RPI	S	Opponent	Score	RPI	S	Opponent	Score
1	N	UConn	53 78	33	A	Arizona St.	66 73	72	N	Belmont	74 53	105	H	Western Ill.	64 71
6	A	Ohio St.	64 85	33	H	Arizona St.	74 50	88	H	Washington St.	70 57	142	H	Colorado	62 53
6	N	Ohio St.	82 94	46	A	Oregon St.	60 57	90	H	UNLV	74 33	149	N	Kent St.	79 54
7	H	Tennessee	71 83	50	A	Southern Cal i forni a	59 55	92	H	Utah	70 49	151	A	San Franci sco	86 66
8	A	Baylor	57 81	50	H	Southern Cal i forni a	72 65					174	H	Washi ngton	71 45
10	A	UCLA	53 64									224	H	CSU Bakersfi el d	57 34
10	H	UCLA	76 65									234	H	UC Ri versi de	53 43
11	A	Oregon	78 65									277	A	Ari zona	61 46
												277	H	Ari zona	79 42

LAST 12 Di v i s i o n I GAMES:															
142	H	Colorado	62 53	10	A	UCLA	53 64	50	A	Southern Cal i forni a	59 55				
92	H	Utah	70 49	11	A	Oregon	78 65	174	H	Washi ngton	71 45				
46	A	Oregon St.	60 57	277	H	Ari zona	79 42	88	H	Washington St.	70 57				
33	H	Arizona St.	74 50	33	A	Arizona St.	66 73	92	H	Utah	70 49				
				277	A	Ari zona	61 46								

Non-Di v I Games:

Stanford

Average RPI Win:	232	WON-LOST	WINNING	LAST 10	STRENGTH OF	OPP. STRENGTH	TEAM	ADJ.	CONF.	ADJ CONF.
Average RPI Loss:	133	RECORD	PCT. RANK	GAMES	SCHEDULE	OF SCHEDULE	RPI	RPI	RPI	RPI
DIV. I ONLY	13- 12	169	6- 4	224	163	179	179	22	22	
DIV. I NON-CONF.	7- 7	170	1- 0	125	89	146	146	21	21	

TOTALS	RPI 1-25	RPI 26-50	W-L RECORDS	RPI 51-100	RPI 101-999	RPI 201+				
13- 12	0- 2	0- 2	OVERALL	1- 3	12- 5	8- 3				
7- 2	0- 0	0- 0	HOME	1- 1	6- 1	4- 0				
4- 6	0- 2	0- 1	AWAY	0- 1	4- 2	3- 2				
2- 4	0- 0	0- 1	NEUTRAL	0- 1	2- 2	1- 1				
7- 7	0- 2	0- 1	NON-CONFERENCE	1- 1	6- 3	2- 1				
4- 1	0- 0	0- 0	HOME	1- 0	3- 1	1- 0				
1- 2	0- 2	0- 0	AWAY	0- 0	1- 0	0- 0				
2- 4	0- 0	0- 1	NEUTRAL	0- 1	2- 2	1- 1				
6- 5	0- 0	0- 1	CONFERENCE	0- 2	6- 2	6- 2				
3- 1	0- 0	0- 0	HOME	0- 1	3- 0	3- 0				
3- 4	0- 0	0- 1	AWAY	0- 1	3- 2	3- 2				
0- 0	0- 0	0- 0	NEUTRAL	0- 0	0- 0	0- 0				

RPI 1-25				RPI 26-50				RPI 51-100				RPI 101+				Team's RPI: 179
RPI	S	Opponent	Score	RPI	S	Opponent	Score	RPI	S	Opponent	Score	RPI	S	Opponent	Score	
5	A	Florida St.	39 84	45	A	FGCU	40 80	89	A	Jacksonville	63 73	139	A	SIUE	65 61	
9	A	Texas	59 95	48	N	Western Ky.	58 66	89	H	Jacksonville	54 61	152	H	Texas St.	61 54	
								99	N	Wright St.	59 64	163	N	Florida	85 71	
								100	H	Chattanooga	78 67	173	H	High Point	64 69	
												192	N	Providence	45 56	
												200	H	Richmond	72 67	
												229	A	North Florida	68 51	
												229	H	North Florida	68 55	
												244	H	Northern Ky.	67 56	
												262	A	Lipscomb	59 55	
												268	N	UMKC	50 67	
												283	A	USC Upstate	64 69	
												283	H	USC Upstate	62 61	
												301	A	Kennesaw St.	49 66	
												330	N	Delaware St.	58 43	
												343	A	NJIT	72 53	
												343	H	NJIT	73 55	

LAST 12 Division I GAMES:																
283	A	USC Upstate	64 69	301	A	Kennesaw St.	49 66									
343	A	NJIT	72 53	262	A	Lipscomb	59 55									
89	H	Jacksonville	54 61	343	H	NJIT	73 55									
229	A	North Florida	68 51	283	H	USC Upstate	62 61									
89	A	Jacksonville	63 73	45	A	FGCU	40 80									
229	H	North Florida	68 55	330	N	Delaware St.	58 43									

Non-Div I Games: Thomas (GA) 92 41 Webber Int'l 67 30

Stetson

Average RPI Win:	267	WON-LOST	WINNING	LAST 10	STRENGTH OF	OPP. STRENGTH	TEAM	ADJ.	CONF.	ADJ CONF.
Average RPI Loss:	128	RECORD	PCT. RANK	GAMES	SCHEDULE	OF SCHEDULE	RPI	RPI	RPI	RPI
DIV. I ONLY	14- 11	143	7- 3	278	243	198	198	20	20	
DIV. I NON-CONF.	7- 5	132	0- 0	333	257	227	227	24	24	

TOTALS	RPI 1-25	RPI 26-50	W-L RECORDS	RPI 51-100	RPI 101-999	RPI 201+				
14- 11	0- 0	0- 1	OVERALL	1- 4	13- 6	11- 1				
7- 5	0- 0	0- 0	HOME	1- 1	6- 4	6- 0				
7- 6	0- 0	0- 1	AWAY	0- 3	7- 2	5- 1				
0- 0	0- 0	0- 0	NEUTRAL	0- 0	0- 0	0- 0				
7- 5	0- 0	0- 1	NON-CONFERENCE	0- 1	7- 3	7- 1				
4- 1	0- 0	0- 0	HOME	0- 0	4- 1	4- 0				
3- 4	0- 0	0- 1	AWAY	0- 1	3- 2	3- 1				
0- 0	0- 0	0- 0	NEUTRAL	0- 0	0- 0	0- 0				
7- 6	0- 0	0- 0	CONFERENCE	1- 3	6- 3	4- 0				
3- 4	0- 0	0- 0	HOME	1- 1	2- 3	2- 0				
4- 2	0- 0	0- 0	AWAY	0- 2	4- 0	2- 0				
0- 0	0- 0	0- 0	NEUTRAL	0- 0	0- 0	0- 0				

RPI 1-25				RPI 26-50				RPI 51-100				RPI 101+				Team's RPI: 198
RPI	S	Opponent	Score	RPI	S	Opponent	Score	RPI	S	Opponent	Score	RPI	S	Opponent	Score	
				36	A	Syracuse	70 81	78	A	Harvard	53 60	117	H	Yale	71 77	
								79	A	Albany (NY)	58 64	148	A	Binghamton	67 59	
								79	H	Albany (NY)	68 72	148	H	Binghamton	64 69	
								80	A	Maine	56 64	154	A	Hartford	66 58	
								80	H	Maine	76 68	154	H	Hartford	68 75	
												183	H	New Hampshire	50 51	
												184	A	Northwestern	36 68	
												242	A	Hofstra	73 49	
												253	H	Manhattan	74 59	
												267	A	Cornell	40 48	
												274	A	Fairleigh Dickinson	56 51	
												290	H	Vermont	80 57	
												291	H	Central Conn. St.	60 55	
												323	A	Ga. Southern	68 49	
												326	H	Wagner	69 50	
												329	A	UMBC	69 44	
												339	H	Iona	63 46	
												347	A	UMass Lowell	63 60	
												347	H	UMass Lowell	59 50	
LAST 12 Division I GAMES:																
				80	H	Maine	76 68	347	H	UMass Lowell	59 50					
				347	A	UMass Lowell	63 60	183	H	New Hampshire	50 51					
				148	H	Binghamton	64 69	148	A	Binghamton	67 59					
				154	A	Hartford	66 58	290	H	Vermont	80 57					
				329	A	UMBC	69 44	79	H	Albany (NY)	68 72					
				79	A	Albany (NY)	58 64	154	H	Hartford	68 75					

Non-Div I Games: Farmingdale St. 76 25

Stony Brook

Average RPI	Win:	160	WON-LOST	WINNING	LAST 10	STRENGTH OF	OPP. STRENGTH	TEAM	ADJ.	CONF.	ADJ CONF.
Average RPI	Loss:	24	RECORD	PCT. RANK	GAMES	SCHEDULE	OF SCHEDULE	RPI	RPI	RPI	RPI
DIV. I ONLY		18- 7	58	6- 4	58	22	36	36	1	1	
DIV. I NON-CONF.		12- 1	6	0- 0	168	82	34	34	1	1	

TOTALS	RPI 1-25		RPI 26-50		W-L RECORDS		RPI 51-100		RPI 101-999		RPI 201+
18- 7	1- 4		0- 2		OVERALL		4- 1		13- 0		5- 0
11- 2	1- 1		0- 0		HOME		2- 1		8- 0		3- 0
4- 4	0- 2		0- 2		AWAY		2- 0		2- 0		1- 0
3- 1	0- 1		0- 0		NEUTRAL		0- 0		3- 0		1- 0
12- 1	0- 1		0- 0		NON-CONFERENCE		3- 0		9- 0		4- 0
7- 0	0- 0		0- 0		HOME		1- 0		6- 0		3- 0
2- 0	0- 0		0- 0		AWAY		2- 0		0- 0		0- 0
3- 1	0- 1		0- 0		NEUTRAL		0- 0		3- 0		1- 0
6- 6	1- 3		0- 2		CONFERENCE		1- 1		4- 0		1- 0
4- 2	1- 1		0- 0		HOME		1- 1		2- 0		0- 0
2- 4	0- 2		0- 2		AWAY		0- 0		2- 0		1- 0
0- 0	0- 0		0- 0		NEUTRAL		0- 0		0- 0		0- 0

RPI	S	Opponent	Score	RPI	S	Opponent	Score	Team's RPI: 36	RPI	S	Opponent	Score	RPI	S	Opponent	Score
2	A	Notre Dame	72 87	28	A	Virginia	63 68		62	H	Drexel	72 62	106	A	Wake Forest	71 61
3	N	Mississippi St.	65 76	47	A	Miami (FL)	67 72		63	H	Virginia Tech	64 73	130	N	Vanderbilt	84 78
4	H	Louisville	77 84						67	H	Georgia Tech	88 77	140	H	Clemson	86 51
5	H	Florida St.	76 69						90	A	UNLV	69 55	154	H	Hartford	75 63
19	A	NC State	56 60						93	A	George Washington	74 62	167	H	Pittsburgh	70 52

LAST 12 Division I GAMES:																
106	A	Wake Forest	71 61	47	A	Miami (FL)	67 72		19	A	NC State	56 60				
4	H	Louisville	77 84						5	H	Florida St.	76 69				
63	H	Virginia Tech	64 73						67	H	Georgia Tech	88 77				
208	A	Boston College	75 57						28	A	Virginia	63 68				
140	H	Clemson	86 51						2	A	Notre Dame	72 87				
167	H	Pittsburgh	70 52													

Non-Div I Games:

Syracuse

Average RPI Win: 159		WON-LOST	WINNING	LAST 10	STRENGTH OF		OPP. STRENGTH	TEAM	ADJ.	CONF.	ADJ CONF.
Average RPI Loss: 55		RECORD	PCT. RANK	GAMES	SCHEDULE		OF SCHEDULE	RPI	RPI	RPI	RPI
DIV. I ONLY		16- 8	78	7- 3	64		51	58	58	4	4
DIV. I NON-CONF.		9- 2	33	0- 0	200		195	80	80	5	5

TOTALS		RPI 1-25		RPI 26-50	W-L RECORDS		RPI 51-100	RPI 101-999		RPI 201+	
16- 8	1- 3			1- 2	OVERALL		3- 1	11- 2		4- 0	
10- 3	1- 0			1- 1	HOME		1- 1	7- 1		3- 0	
4- 5	0- 3			0- 1	AWAY		2- 0	2- 1		0- 0	
2- 0	0- 0			0- 0	NEUTRAL		0- 0	2- 0		1- 0	
9- 2	0- 1			0- 0	NON-CONFERENCE		1- 0	8- 1		3- 0	
6- 1	0- 0			0- 0	HOME		1- 0	5- 1		2- 0	
1- 1	0- 1			0- 0	AWAY		0- 0	1- 0		0- 0	
2- 0	0- 0			0- 0	NEUTRAL		0- 0	2- 0		1- 0	
7- 6	1- 2			1- 2	CONFERENCE		2- 1	3- 1		1- 0	
4- 2	1- 0			1- 1	HOME		0- 1	2- 0		1- 0	
3- 4	0- 2			0- 1	AWAY		2- 0	1- 1		0- 0	
0- 0	0- 0			0- 0	NEUTRAL		0- 0	0- 0		0- 0	

RPI	S	Opponent	Score	RPI	S	Opponent	Score	RPI	S	Opponent	Score	RPI	S	Opponent	Score
8	A	Bayl or	63 83	30	A	Okl ahoma	71 84	51	A	West Vi rgi ni a	76 74	117	H	Yale	72 82
9	A	Texas	65 92	30	H	Okl ahoma	62 58	51	H	West Vi rgi ni a	82 87	120	A	Iowa St.	75 52
9	H	Texas	79 77	41	H	Okl ahoma St.	54 71	84	A	Kansas St.	68 63	150	N	Idaho	86 76
17	A	Texas A&M	58 71					94	H	Al abama	88 67	152	H	Texas St.	82 58
												165	A	Kansas	77 86
												165	H	Kansas	76 66
												190	H	Oral Roberts	72 58
												191	A	SMU	64 58
												197	H	Hampton	90 68
												227	H	Texas Tech	93 72
												277	N	Arizona	68 59
												294	H	Southeastern La.	112 62
												311	H	Northwestern St.	89 51

LAST 12 Di vi si on I GAMES:															
8	A	Bayl or	63 83	165	H	Kansas	76 66								
41	H	Okl ahoma St.	54 71	51	A	West Vi rgi ni a	76 74								
9	A	Texas	65 92	9	H	Texas	79 77								
120	A	Iowa St.	75 52	227	H	Texas Tech	93 72								
30	H	Okl ahoma	62 58	30	A	Okl ahoma	71 84								
84	A	Kansas St.	68 63	165	A	Kansas	77 86								

Non-Di v I Games:

TCU

Average RPI Win: 220

Average RPI Loss: 64

WON-LOST
RECORDWINNING
PCT. RANKLAST 10
GAMESSTRENGTH OF
SCHEDULEOPP. STRENGTH
OF SCHEDULETEAM
RPIADJ.
RPICONF.
RPIADJ CONF.
RPIDIV. I ONLY
DIV. I NON-CONF.10- 14
8- 5218
1111- 9
0- 180
18974
95178
176178
1767
77
7

TOTALS

RPI 1-25

RPI 26-50

W-L RECORDS

RPI 51-100

RPI 101-999

RPI 201+

10- 14

0- 3

0- 5

OVERALL

1- 2

9- 4

4- 0

8- 9

0- 3

0- 3

HOME

1- 2

7- 1

2- 0

2- 5

0- 0

0- 0

AWAY

0- 0

2- 1

2- 0

0- 0

0- 0

0- 0

NEUTRAL

0- 0

0- 0

0- 0

8- 5

0- 2

0- 1

NON-CONFERENCE

1- 1

7- 1

4- 0

6- 5

0- 2

0- 1

HOME

1- 1

5- 1

2- 0

2- 0

0- 0

0- 0

AWAY

0- 0

2- 0

2- 0

0- 0

0- 0

0- 0

NEUTRAL

0- 0

0- 0

0- 0

2- 9

0- 1

0- 4

CONFERENCE

0- 1

2- 3

0- 0

2- 4

0- 1

0- 2

HOME

0- 1

2- 0

0- 0

0- 5

0- 0

0- 2

AWAY

0- 0

0- 3

0- 0

0- 0

0- 0

0- 0

NEUTRAL

0- 0

0- 0

0- 0

RPI 1-25

RPI 26-50

RPI 51-100

RPI 101+

Team's RPI: 178

RPI	S	Opponent	Score
1	H	UConn	57 113
18	H	South Carolina	60 87
23	H	Villanova	65 69

RPI	S	Opponent	Score
26	H	Rutgers	67 84
27	A	South Fla.	60 76
27	H	South Fla.	73 89
40	A	UCF	46 76
40	H	UCF	57 64

RPI	S	Opponent	Score
61	H	Houston	75 99
74	H	Penn	59 74
78	H	Harvard	86 64

RPI	S	Opponent	Score
102	A	Tulane	65 69
131	H	Ole Miss	48 64
135	A	Cincinnati	72 80
162	H	Saint Joseph's	69 66
168	H	Marist	83 77
170	H	Tulsa	76 75
191	A	SMU	56 60
191	H	SMU	55 52
197	H	Hampton	65 56
237	A	La Salle	69 52
326	H	Wagner	70 36
330	H	Delaware St.	96 72
339	A	Iona	59 54

LAST 12 Division I GAMES:

40	H	UCF	57 64	1	H	UConn	57 113
102	A	Tulane	65 69	61	H	Houston	75 99
170	H	Tulsa	76 75	135	A	Cincinnati	72 80
191	A	SMU	56 60	27	H	South Fla.	73 89
27	A	South Fla.	60 76	191	H	SMU	55 52
74	H	Penn	59 74	40	A	UCF	46 76

Non-Div I Games:

Temple

Average RPI Win:	104	WON-LOST	WINNING	LAST 10	STRENGTH OF	OPP. STRENGTH	TEAM	ADJ.	CONF.	ADJ CONF.
Average RPI Loss:	12	RECORD	PCT. RANK	GAMES	SCHEDULE	OF SCHEDULE	RPI	RPI	RPI	RPI
DIV. I ONLY	21- 4	13	6- 4	13	5	7	7	2	2	
DIV. I NON-CONF.	12- 1	6	0- 1	15	31	3	3	2	2	

TOTALS	RPI 1-25	RPI 26-50	W-L RECORDS	RPI 51-100	RPI 101-999	RPI 201+				
21- 4	5- 4	2- 0	OVERALL	5- 0	9- 0	2- 0				
12- 1	3- 1	0- 0	HOME	2- 0	7- 0	1- 0				
6- 3	2- 3	0- 0	AWAY	2- 0	2- 0	1- 0				
3- 0	0- 0	2- 0	NEUTRAL	1- 0	0- 0	0- 0				
12- 1	2- 1	2- 0	NON-CONFERENCE	2- 0	6- 0	2- 0				
7- 0	1- 0	0- 0	HOME	1- 0	5- 0	1- 0				
2- 1	1- 1	0- 0	AWAY	0- 0	1- 0	1- 0				
3- 0	0- 0	2- 0	NEUTRAL	1- 0	0- 0	0- 0				
9- 3	3- 3	0- 0	CONFERENCE	3- 0	3- 0	0- 0				
5- 1	2- 1	0- 0	HOME	1- 0	2- 0	0- 0				
4- 2	1- 2	0- 0	AWAY	2- 0	1- 0	0- 0				
0- 0	0- 0	0- 0	NEUTRAL	0- 0	0- 0	0- 0				

RPI	S	Opponent	Score	RPI	S	Opponent	Score	RPI	S	Opponent	Score	RPI	S	Opponent	Score
2	A	Notre Dame	70 84	32	N	Marquette	101 99	73	N	South Dakota	69 49	122	H	ETSU	87 49
3	H	Mississippi St.	52 71	41	N	Oklahoma St.	79 69	75	H	James Madison	89 60	129	H	Central Ark.	77 34
9	H	Texas	82 75					96	H	Auburn	70 59	130	A	Vanderbilt	74 64
14	A	Stanford	83 71					97	A	Kentucky	63 49	130	H	Vanderbilt	86 73
17	A	Texas A&M	76 79					98	A	Arkansas	90 85	131	H	Ole Miss	75 66
17	H	Texas A&M	82 67									153	H	Wichita St.	68 56
18	A	South Carolina	86 70									166	H	Troy	131 69
22	H	Georgia	62 46									300	H	Alabama St.	104 51
25	A	LSU	59 70									325	A	Long Beach St.	90 61

LAST 12 Division I GAMES:															
22	H	Georgia	62 46	3	H	Mississippi St.	52 71								
98	A	Arkansas	90 85	2	A	Notre Dame	70 84								
130	A	Vanderbilt	74 64	18	A	South Carolina	86 70								
17	H	Texas A&M	82 67	17	A	Texas A&M	76 79								
25	A	LSU	59 70	130	H	Vanderbilt	86 73								
131	H	Ole Miss	75 66	96	H	Auburn	70 59								

Non-Div I Games:

Tennessee

Average RPI Win:	303	WON-LOST	WINNING	LAST 10	STRENGTH OF	OPP. STRENGTH	TEAM	ADJ.	CONF.	ADJ CONF.
Average RPI Loss:	196	RECORD	PCT. RANK	GAMES	SCHEDULE	OF SCHEDULE	RPI	RPI	RPI	RPI
DIV. I ONLY	4- 18	312	2- 8	265	310	333	333	25	25	
DIV. I NON-CONF.	1- 7	310	0- 0	180	290	328	328	27	27	

TOTALS	RPI 1-25	RPI 26-50	W-L RECORDS	RPI 51-100	RPI 101-999	RPI 201+				
4- 18	0- 1	0- 1	OVERALL	0- 1	4- 15	4- 9				
3- 9	0- 0	0- 1	HOME	0- 1	3- 7	3- 5				
1- 9	0- 1	0- 0	AWAY	0- 0	1- 8	1- 4				
0- 0	0- 0	0- 0	NEUTRAL	0- 0	0- 0	0- 0				
1- 7	0- 1	0- 1	NON-CONFERENCE	0- 0	1- 5	1- 2				
1- 4	0- 0	0- 1	HOME	0- 0	1- 3	1- 2				
0- 3	0- 1	0- 0	AWAY	0- 0	0- 2	0- 0				
0- 0	0- 0	0- 0	NEUTRAL	0- 0	0- 0	0- 0				
3- 11	0- 0	0- 0	CONFERENCE	0- 1	3- 10	3- 7				
2- 5	0- 0	0- 0	HOME	0- 1	2- 4	2- 3				
1- 6	0- 0	0- 0	AWAY	0- 0	1- 6	1- 4				
0- 0	0- 0	0- 0	NEUTRAL	0- 0	0- 0	0- 0				

RPI 1-25				RPI 26-50				RPI 51-100				RPI 101+ Team's RPI: 333							
RPI	S	Opponent	Score	RPI	S	Opponent	Score	RPI	S	Opponent	Score	RPI	S	Opponent	Score				
4	A	Louisville	56 95	42	H	Ball St.	65 85	72	H	Belmont	70 87	139	A	SIUE	63 74				
												139	H	SIUE	76 88				
												166	H	Troy	66 95				
												187	A	Arkansas St.	62 68				
												193	A	Memphis	75 79				
												196	A	UT Martin	68 80				
												210	A	Jacksonville St.	61 62				
												210	H	Jacksonville St.	56 75				
												215	A	Morehead St.	81 97				
												225	A	Southeast Mo. St.	66 71				
												238	H	Austin Peay	59 75				
												262	H	Lipscomb	71 64				
												295	H	Murray St.	73 85				
												299	H	Tennessee Tech	76 66				
												304	A	Eastern Ky.	59 58				
												315	H	Alabama A&M	75 77				
												334	H	Marshall	65 71				
												346	A	Eastern Ill.	59 66				
												346	H	Eastern Ill.	86 68				

LAST 12 Division I GAMES:																			
210	A	Jacksonville St.	61 62	295	H	Murray St.	73 85	210	H	Jacksonville St.	56 75								
72	H	Belmont	70 87	238	H	Austin Peay	59 75												
304	A	Eastern Ky.	59 58	139	A	SIUE	63 74												
215	A	Morehead St.	81 97	346	A	Eastern Ill.	59 66												
346	H	Eastern Ill.	86 68	299	H	Tennessee Tech	76 66												
139	H	SIUE	76 88																

Non-Div I Games: Fisk

93 48

Tennessee St.

Average RPI Win:	284	WON-LOST	WINNING	LAST 10	STRENGTH OF	OPP. STRENGTH	TEAM	ADJ.	CONF.	ADJ CONF.
Average RPI Loss:	175	RECORD	PCT. RANK	GAMES	SCHEDULE	OF SCHEDULE	RPI	RPI	RPI	RPI
DIV. I ONLY	4- 19	317	3- 7	161	309	299	299	25	25	
DIV. I NON-CONF.	1- 8	313	0- 0	97	207	289	289	27	27	

TOTALS	RPI 1-25	RPI 26-50	W-L RECORDS	RPI 51-100	RPI 101-999	RPI 201+				
4- 19	0- 1	0- 0	OVERALL	0- 5	4- 13	4- 8				
2- 9	0- 0	0- 0	HOME	0- 2	2- 7	2- 5				
2- 10	0- 1	0- 0	AWAY	0- 3	2- 6	2- 3				
0- 0	0- 0	0- 0	NEUTRAL	0- 0	0- 0	0- 0				
1- 8	0- 1	0- 0	NON-CONFERENCE	0- 3	1- 4	1- 1				
1- 3	0- 0	0- 0	HOME	0- 1	1- 2	1- 1				
0- 5	0- 1	0- 0	AWAY	0- 2	0- 2	0- 0				
0- 0	0- 0	0- 0	NEUTRAL	0- 0	0- 0	0- 0				
3- 11	0- 0	0- 0	CONFERENCE	0- 2	3- 9	3- 7				
1- 6	0- 0	0- 0	HOME	0- 1	1- 5	1- 4				
2- 5	0- 0	0- 0	AWAY	0- 1	2- 4	2- 3				
0- 0	0- 0	0- 0	NEUTRAL	0- 0	0- 0	0- 0				

RPI 1-25				RPI 26-50				RPI 51-100				RPI 101+				Team's RPI: 299
RPI	S	Opponent	Score	RPI	S	Opponent	Score	RPI	S	Opponent	Score	RPI	S	Opponent	Score	
22	A	Georgia	48 56					69	H	IUPUI	54 68	119	A	Middle Tenn.	44 58	
								72	A	Belmont	59 78	122	A	ETSU	55 74	
								72	H	Belmont	60 68	139	A	SIUE	58 65	
								97	A	Kentucky	54 82	156	H	Radford	41 60	
								99	A	Wright St.	59 82	196	H	UT Martin	51 67	
												210	A	Jacksonville St.	60 58	
												215	A	Morehead St.	51 53	
												215	H	Morehead St.	67 74	
												225	H	Southeast Mo. St.	66 70	
												238	H	Austin Peay	63 59	
												262	H	Lipscomb	57 61	
												295	H	Murray St.	63 72	
												304	A	Eastern Ky.	53 55	
												304	H	Eastern Ky.	68 76	
												333	A	Tennessee St.	66 76	
												342	H	Winthrop	70 41	
												346	A	Eastern Ill.	60 57	

LAST 12 Division I GAMES:																
				72	H	Belmont	60 68	215	A	Morehead St.	51 53					
				210	A	Jacksonville St.	60 58	304	A	Eastern Ky.	53 55					
				346	A	Eastern Ill.	60 57	295	H	Murray St.	63 72					
				139	A	SIUE	58 65	238	H	Austin Peay	63 59					
				196	H	UT Martin	51 67	333	A	Tennessee St.	66 76					
				225	H	Southeast Mo. St.	66 70	72	A	Belmont	59 78					

Non-Div I Games: Cumberland (TN) 83 52 Tenn. Wesleyan 84 66

Tennessee Tech

Average RPI Win:	120	WON-LOST	WINNING	LAST 10	STRENGTH OF	OPP. STRENGTH	TEAM	ADJ.	CONF.	ADJ CONF.
Average RPI Loss:	21	RECORD	PCT. RANK	GAMES	SCHEDULE	OF SCHEDULE	RPI	RPI	RPI	RPI
DIV. I ONLY	19- 7	54	7- 3	8	44	17	17	2	2	
DIV. I NON-CONF.	11- 3	45	0- 0	14	97	27	27	2	2	

TOTALS	RPI 1-25	RPI 26-50	W-L RECORDS	RPI 51-100	RPI 101-999	RPI 201+				
19- 7	2- 6	1- 0	OVERALL	7- 1	9- 0	3- 0				
13- 3	2- 2	0- 0	HOME	5- 1	6- 0	1- 0				
5- 3	0- 3	1- 0	AWAY	2- 0	2- 0	1- 0				
1- 1	0- 1	0- 0	NEUTRAL	0- 0	1- 0	1- 0				
11- 3	0- 2	1- 0	NON-CONFERENCE	3- 1	7- 0	3- 0				
8- 2	0- 1	0- 0	HOME	3- 1	5- 0	1- 0				
2- 0	0- 0	1- 0	AWAY	0- 0	1- 0	1- 0				
1- 1	0- 1	0- 0	NEUTRAL	0- 0	1- 0	1- 0				
8- 4	2- 4	0- 0	CONFERENCE	4- 0	2- 0	0- 0				
5- 1	2- 1	0- 0	HOME	2- 0	1- 0	0- 0				
3- 3	0- 3	0- 0	AWAY	2- 0	1- 0	0- 0				
0- 0	0- 0	0- 0	NEUTRAL	0- 0	0- 0	0- 0				

RPI	S	Opponent	Score	RPI	S	Opponent	Score	RPI	S	Opponent	Score	RPI	S	Opponent	Score
7	A	Tennessee	67 82	50	A	Southern Cal i forni a	75 74	51	H	West Virginia	56 70	114	H	Little Rock	66 49
7	H	Tennessee	79 76					58	H	TCU	71 58	129	H	Central Ark.	72 61
11	H	Oregon	68 83					61	H	Houston	83 65	130	A	Vanderbil t	91 67
11	N	Oregon	62 84					94	A	Al abama	73 54	131	H	Ole Mi ss	83 54
18	A	South Caroli na	59 61					95	H	Ri ce	82 76	158	H	Loui si ana	83 62
22	H	Georgi a	84 92					96	A	Auburn	82 73	191	H	SMU	79 57
25	A	LSU	78 80					96	H	Auburn	78 59	227	A	Texas Tech	90 56
25	H	LSU	69 59					97	H	Kentucky	74 70	252	N	Hawai i	103 59
												263	H	Prai ri e Vi ew	98 70
LAST 12 Di vi si on I GAMES:															
25	A	LSU	78 80	94	A	Al abama	73 54								
131	H	Ole Mi ss	83 54	22	H	Georgi a	84 92								
96	H	Auburn	78 59	7	H	Tennessee	79 76								
7	A	Tennessee	67 82	96	A	Auburn	82 73								
130	A	Vanderbil t	91 67	97	H	Kentucky	74 70								
25	H	LSU	69 59	18	A	South Caroli na	59 61								

Non-Di v I Games:

Texas A&M

Average RPI Win: 297
Average RPI Loss: 180

WON-LOST
RECORD

WINNING
PCT. RANK

LAST 10
GAMES

STRENGTH OF
SCHEDULE

OPP. STRENGTH
OF SCHEDULE

TEAM
RPI

ADJ.
RPI

CONF.
RPI

ADJ CONF.
RPI

DIV. I ONLY	12- 9	134	2- 1	335	333	232	232	32	32
DIV. I NON-CONF.	3- 6	239	0- 0	311	153	262	262	32	32

TOTALS	RPI 1-25	RPI 26-50	W-L RECORDS	RPI 51-100	RPI 101-999	RPI 201+			
12- 9	0- 0	0- 0	OVERALL	0- 0	12- 9	12- 3			
5- 3	0- 0	0- 0	HOME	0- 0	5- 3	5- 1			
5- 6	0- 0	0- 0	AWAY	0- 0	5- 6	5- 2			
2- 0	0- 0	0- 0	NEUTRAL	0- 0	2- 0	2- 0			
3- 6	0- 0	0- 0	NON-CONFERENCE	0- 0	3- 6	3- 1			
0- 1	0- 0	0- 0	HOME	0- 0	0- 1	0- 0			
1- 5	0- 0	0- 0	AWAY	0- 0	1- 5	1- 1			
2- 0	0- 0	0- 0	NEUTRAL	0- 0	2- 0	2- 0			
9- 3	0- 0	0- 0	CONFERENCE	0- 0	9- 3	9- 2			
5- 2	0- 0	0- 0	HOME	0- 0	5- 2	5- 1			
4- 1	0- 0	0- 0	AWAY	0- 0	4- 1	4- 1			
0- 0	0- 0	0- 0	NEUTRAL	0- 0	0- 0	0- 0			

RPI 1-25				RPI 26-50				RPI 51-100				RPI 101+ Team's RPI: 232			
RPI	S	Opponent	Score	RPI	S	Opponent	Score	RPI	S	Opponent	Score	RPI	S	Opponent	Score
												106	A	Wake Forest	56 73
												131	A	Ole Miss	58 73
												136	A	UTEP	55 65
												152	H	Texas St.	56 70
												165	A	Kansas	37 72
												181	H	Southern U.	57 67
												226	A	New Orleans	69 72
												235	A	Grambling	73 63
												235	H	Grambling	66 56
												241	N	New Mexico St.	66 50
												263	A	Prairie View	48 65
												263	H	Prairie View	56 61
												300	A	Alabama St.	71 39
												302	H	Alcorn	91 57
												309	A	Jackson St.	77 74
												309	H	Jackson St.	71 66
												311	N	Northwestern St.	56 43
												315	A	Alabama A&M	55 49
												331	A	Sam Houston St.	77 58
												337	H	Mississippi Val.	55 39
												340	H	Ark.-Pine Bluff	58 52
LAST 12 Division I GAMES:															
				235	H	Grambling	66 56	337	H	Mississippi Val.	55 39				
				309	H	Jackson St.	71 66	235	A	Grambling	73 63				
				263	A	Prairie View	48 65	309	A	Jackson St.	77 74				
				300	A	Alabama St.	71 39	263	H	Prairie View	56 61				
				315	A	Alabama A&M	55 49	302	H	Alcorn	91 57				
				340	H	Ark.-Pine Bluff	58 52	181	H	Southern U.	57 67				

Non-Div I Games: Wiley

74 36

Paul Quinn

85 59

Texas Southern

Average RPI Win:	255	WON-LOST	WINNING	LAST 10	STRENGTH OF	OPP. STRENGTH	TEAM	ADJ.	CONF.	ADJ CONF.
Average RPI Loss:	143	RECORD	PCT. RANK	GAMES	SCHEDULE	OF SCHEDULE	RPI	RPI	RPI	RPI
DIV. I ONLY	16- 8	78	7- 3	297	244	152	152	23	23	
DIV. I NON-CONF.	7- 4	102	0- 0	270	249	143	143	23	23	

TOTALS	RPI 1-25	RPI 26-50	W-L RECORDS	RPI 51-100	RPI 101-999	RPI 201+				
16- 8	0- 0	0- 0	OVERALL	0- 2	16- 6	12- 1				
8- 2	0- 0	0- 0	HOME	0- 1	8- 1	5- 0				
8- 5	0- 0	0- 0	AWAY	0- 0	8- 0	7- 0				
0- 1	0- 0	0- 0	NEUTRAL	0- 0	0- 1	0- 0				
7- 4	0- 0	0- 0	NON-CONFERENCE	0- 2	7- 2	6- 0				
3- 1	0- 0	0- 0	HOME	0- 1	3- 0	2- 0				
4- 2	0- 0	0- 0	AWAY	0- 1	4- 1	4- 0				
0- 1	0- 0	0- 0	NEUTRAL	0- 0	0- 1	0- 0				
9- 4	0- 0	0- 0	CONFERENCE	0- 0	9- 4	6- 1				
5- 1	0- 0	0- 0	HOME	0- 0	5- 1	3- 0				
4- 3	0- 0	0- 0	AWAY	0- 0	4- 3	3- 1				
0- 0	0- 0	0- 0	NEUTRAL	0- 0	0- 0	0- 0				

RPI 1-25				RPI 26-50				RPI 51-100				RPI 101+ Team's RPI: 152			
RPI	S	Opponent	Score	RPI	S	Opponent	Score	RPI	S	Opponent	Score	RPI	S	Opponent	Score
								58	A	TCU	58 82	114	A	Little Rock	48 63
								61	H	Houston	67 72	121	H	South Ala.	78 63
												123	N	Bethune-Cookman	56 62
												145	H	Fresno St.	76 59
												158	H	Louisiana	58 65
												166	H	Troy	83 75
												177	A	UT Arlington	59 61
												179	A	Stetson	54 61
												187	A	Arkansas St.	67 55
												227	A	Texas Tech	87 70
												232	A	Texas Southern	70 56
												263	H	Prairie View	84 57
												272	A	Appalachian St.	69 54
												272	H	Appalachian St.	92 50
												275	A	Coastal Caro.	64 65
												275	H	Coastal Caro.	78 69
												296	H	UTSA	91 38
												314	A	Incarnate Word	74 33
												321	A	Georgia St.	83 63
												323	A	Ga. Southern	81 56
												331	A	Sam Houston St.	73 41
												336	H	La. -Monroe	86 52
LAST 12 Division I GAMES:															
177	A	UT Arlington	59 61	336	H	La. -Monroe	86 52								
272	H	Appalachian St.	92 50	114	A	Little Rock	48 63								
275	H	Coastal Caro.	78 69	187	A	Arkansas St.	67 55								
321	A	Georgia St.	83 63	166	H	Troy	83 75								
323	A	Ga. Southern	81 56	121	H	South Ala.	78 63								
158	H	Louisiana	58 65	275	A	Coastal Caro.	64 65								

Non-Div I Games:

Texas St.

Average RPI Win:	299	WON-LOST	WINNING	LAST 10	STRENGTH OF	OPP. STRENGTH	TEAM	ADJ.	CONF.	ADJ CONF.
Average RPI Loss:	59	RECORD	PCT. RANK	GAMES	SCHEDULE	OF SCHEDULE	RPI	RPI	RPI	RPI
DIV. I ONLY	7- 17	279	1- 9	71	86	227	227	4	4	
DIV. I NON-CONF.	6- 5	153	0- 0	283	289	265	265	5	5	

TOTALS	RPI 1-25	RPI 26-50	W-L RECORDS	RPI 51-100	RPI 101-999	RPI 201+				
7- 17	0- 5	0- 3	OVERALL	0- 6	7- 3	6- 0				
6- 10	0- 4	0- 2	HOME	0- 1	6- 3	6- 0				
1- 7	0- 1	0- 1	AWAY	0- 5	1- 0	0- 0				
0- 0	0- 0	0- 0	NEUTRAL	0- 0	0- 0	0- 0				
6- 5	0- 2	0- 0	NON-CONFERENCE	0- 2	6- 1	6- 0				
6- 3	0- 2	0- 0	HOME	0- 0	6- 1	6- 0				
0- 2	0- 0	0- 0	AWAY	0- 2	0- 0	0- 0				
0- 0	0- 0	0- 0	NEUTRAL	0- 0	0- 0	0- 0				
1- 12	0- 3	0- 3	CONFERENCE	0- 4	1- 2	0- 0				
0- 7	0- 2	0- 2	HOME	0- 1	0- 2	0- 0				
1- 5	0- 1	0- 1	AWAY	0- 3	1- 0	0- 0				
0- 0	0- 0	0- 0	NEUTRAL	0- 0	0- 0	0- 0				

RPI 1-25				RPI 26-50				RPI 51-100				RPI 101+				Team's RPI: 227
RPI	S	Opponent	Score	RPI	S	Opponent	Score	RPI	S	Opponent	Score	RPI	S	Opponent	Score	
8	A	Bayl or	49 97	30	H	Okl ahoma	52 73	51	A	West Vi rgi ni a	52 82	120	H	Iowa St.	54 66	
8	H	Bayl or	44 90	41	A	Okl ahoma St.	62 80	51	H	West Vi rgi ni a	60 74	152	H	Texas St.	70 87	
9	H	Texas	39 90	41	H	Okl ahoma St.	57 98	58	A	TCU	72 93	165	A	Kansas	68 56	
17	H	Texas A&M	56 90					61	A	Houston	75 79	165	H	Kansas	47 60	
25	H	LSU	40 48					84	A	Kansas St.	69 83	263	H	Prai ri e Vi ew	89 60	
								86	A	New Mexi co	56 90	314	H	Incarnate Word	80 54	
												318	H	UTRGV	80 64	
												340	H	Ark. -Pine Bluff	74 47	
												344	H	Flori da A&M	82 63	
												347	H	UMass Lowell	93 65	
LAST 12 Division I GAMES:																
51	H	West Vi rgi ni a	60 74	165	A	Kansas	68 56									
84	A	Kansas St.	69 83	120	H	Iowa St.	54 66									
8	H	Bayl or	44 90	30	H	Okl ahoma	52 73									
41	A	Okl ahoma St.	62 80	58	A	TCU	72 93									
51	A	West Vi rgi ni a	52 82	165	H	Kansas	47 60									
9	H	Texas	39 90	8	A	Bayl or	49 97									

Non-Div I Games:

Texas Tech

Average RPI Win:	159	WON-LOST	WINNING	LAST 10	STRENGTH OF	OPP. STRENGTH	TEAM	ADJ.	CONF.	ADJ CONF.
Average RPI Loss:	73	RECORD	PCT. RANK	GAMES	SCHEDULE	OF SCHEDULE	RPI	RPI	RPI	RPI
DIV. I ONLY	15- 10	117	1- 4	43	92	64	64	8	8	
DIV. I NON-CONF.	9- 3	61	1- 1	64	159	35	35	8	8	

TOTALS	RPI 1-25	RPI 26-50	W-L RECORDS	RPI 51-100	RPI 101-999	RPI 201+				
15- 10	0- 3	2- 2	OVERALL	2- 3	11- 2	5- 1				
9- 2	0- 1	2- 0	HOME	2- 0	5- 1	1- 0				
5- 7	0- 2	0- 1	AWAY	0- 3	5- 1	4- 1				
1- 1	0- 0	0- 1	NEUTRAL	0- 0	1- 0	0- 0				
9- 3	0- 1	1- 1	NON-CONFERENCE	1- 1	7- 0	3- 0				
5- 0	0- 0	1- 0	HOME	1- 0	3- 0	0- 0				
3- 2	0- 1	0- 0	AWAY	0- 1	3- 0	3- 0				
1- 1	0- 0	0- 1	NEUTRAL	0- 0	1- 0	0- 0				
6- 7	0- 2	1- 1	CONFERENCE	1- 2	4- 2	2- 1				
4- 2	0- 1	1- 0	HOME	1- 0	2- 1	1- 0				
2- 5	0- 1	0- 1	AWAY	0- 2	2- 1	1- 1				
0- 0	0- 0	0- 0	NEUTRAL	0- 0	0- 0	0- 0				

RPI 1-25				RPI 26-50				RPI 51-100 Team's RPI: 64				RPI 101+			
RPI	S	Opponent	Score	RPI	S	Opponent	Score	RPI	S	Opponent	Score	RPI	S	Opponent	Score
4	A	Louisville	55 90	29	A	Central Mich.	47 85	68	A	Duquesne	54 73	109	A	Western Mich.	78 73
20	A	Buffalo	69 87	39	H	Dayton	68 50	77	A	Ohio	61 78	112	H	Saint Francis (PA)	74 66
20	H	Buffalo	73 84	42	H	Ball St.	72 66	77	H	Ohio	75 57	124	H	Northern Ill.	63 60
				48	N	Western Ky.	56 70	80	H	Maine	65 64	128	H	Cleveland St.	65 56
								91	A	Miami (OH)	58 67	149	H	Kent St.	55 62
												158	H	Louisiana	79 55
												181	N	Southern U.	81 76
												205	A	Bowling Green	77 67
												211	H	Akron	60 54
												223	A	Eastern Mich.	57 70
												256	A	St. Bonaventure	58 39
												317	A	Detroit Mercy	81 64
												339	A	Iona	74 57

LAST 12 Division I GAMES:															
158	H	Louisiana	79 55	205	A	Bowling Green	77 67								
4	A	Louisville	55 90	149	H	Kent St.	55 62								
29	A	Central Mich.	47 85	20	A	Buffalo	69 87								
91	A	Miami (OH)	58 67	42	H	Ball St.	72 66								
20	H	Buffalo	73 84	124	H	Northern Ill.	63 60								
109	A	Western Mich.	78 73	77	H	Ohio	75 57								

Non-Div I Games:

Toledo

T
o
w
s
o
n

Towson				Through Games Of Feb. 12, 2018							
Average RPI	Win:	256	WON-LOST	WINNING	LAST 10	STRENGTH OF	OPP. STRENGTH	TEAM	ADJ.	CONF.	ADJ CONF.
Average RPI	Loss:	144	RECORD	PCT. RANK	GAMES	SCHEDULE	OF SCHEDULE	RPI	RPI	RPI	RPI
DIV. I ONLY			9- 15	246	4- 6	262	169	260	260	10	10
DIV. I NON-CONF.			5- 6	187	0- 0	339	256	300	300	12	12

TOTALS		RPI 1-25		RPI 26-50		W-L RECORDS		RPI 51-100	RPI 101-999	RPI 201+	
9- 15		0- 0		0- 0		OVERALL		0- 6	9- 9	7- 4	
5- 7		0- 0		0- 0		HOME		0- 3	5- 4	4- 2	
3- 7		0- 0		0- 0		AWAY		0- 3	3- 4	2- 2	
1- 1		0- 0		0- 0		NEUTRAL		0- 0	1- 1	1- 0	
5- 6		0- 0		0- 0		NON-CONFERENCE		0- 1	5- 5	4- 3	
3- 2		0- 0		0- 0		HOME		0- 1	3- 1	2- 1	
1- 3		0- 0		0- 0		AWAY		0- 0	1- 3	1- 2	
1- 1		0- 0		0- 0		NEUTRAL		0- 0	1- 1	1- 0	
4- 9		0- 0		0- 0		CONFERENCE		0- 5	4- 4	3- 1	
2- 5		0- 0		0- 0		HOME		0- 2	2- 3	2- 1	
2- 4		0- 0		0- 0		AWAY		0- 3	2- 1	1- 0	
0- 0		0- 0		0- 0		NEUTRAL		0- 0	0- 0	0- 0	

T
o
w
s
o
n

RPI 1-25				RPI 26-50				RPI 51-100				RPI 101+ Team's RPI: 260			
RPI	S	Opponent	Score	RPI	S	Opponent	Score	RPI	S	Opponent	Score	RPI	S	Opponent	Score
								60	A	El on	61 84	118	A	Del aware	49 51
								60	H	El on	45 71	134	A	William & Mary	67 66
								62	A	Drexel	53 78	134	H	William & Mary	63 75
								75	A	James Madi son	45 69	137	H	Northeastern	61 70
								75	H	James Madi son	55 64	156	N	Radford	66 69
								93	H	George Washi ngton	43 66	162	H	Saint Joseph' s	90 66
												167	A	Pi ttsburgh	63 81
												204	A	Norfol k St.	76 86
												231	A	Loyol a Maryl and	76 67
												242	H	Hofstra	73 72
												254	A	Col . of Charl eston	83 58
												254	H	Col . of Charl eston	67 80
												278	H	Col gate	61 65
												282	H	UNCW	72 71
												285	A	Massachusetts	49 72
												326	H	Wagner	64 42
												329	H	UMBC	95 64
												340	N	Ark. -Pine Bluff	70 44

LAST 12 Di vi si on I GAMES:															
				75	H	James Madi son	55 64	60	A	El on	61 84				
				242	H	Hofstra	73 72	118	A	Del aware	49 51				
				134	H	William & Mary	63 75	282	H	UNCW	72 71				
				62	A	Drexel	53 78	134	A	William & Mary	67 66				
				60	H	El on	45 71	75	A	James Madi son	45 69				
				254	A	Col . of Charl eston	83 58	254	H	Col . of Charl eston	67 80				

Non-Di v I Games:

Towson

Average RPI Win:	232	WON-LOST	WINNING	LAST 10	STRENGTH OF	OPP. STRENGTH	TEAM	ADJ.	CONF.	ADJ CONF.
Average RPI Loss:	141	RECORD	PCT. RANK	GAMES	SCHEDULE	OF SCHEDULE	RPI	RPI	RPI	RPI
DIV. I ONLY	11- 10	158	6- 4	230	171	166	166	23	23	
DIV. I NON-CONF.	3- 6	239	0- 0	208	59	192	192	23	23	

TOTALS	RPI 1-25	RPI 26-50	W-L RECORDS	RPI 51-100	RPI 101-999	RPI 201+				
11- 10	0- 1	0- 0	OVERALL	1- 0	10- 9	6- 1				
7- 1	0- 0	0- 0	HOME	1- 0	6- 1	3- 1				
4- 8	0- 1	0- 0	AWAY	0- 0	4- 7	3- 0				
0- 1	0- 0	0- 0	NEUTRAL	0- 0	0- 1	0- 0				
3- 6	0- 1	0- 0	NON-CONFERENCE	1- 0	2- 5	2- 0				
1- 0	0- 0	0- 0	HOME	1- 0	0- 0	0- 0				
2- 5	0- 1	0- 0	AWAY	0- 0	2- 4	2- 0				
0- 1	0- 0	0- 0	NEUTRAL	0- 0	0- 1	0- 0				
8- 4	0- 0	0- 0	CONFERENCE	0- 0	8- 4	4- 1				
6- 1	0- 0	0- 0	HOME	0- 0	6- 1	3- 1				
2- 3	0- 0	0- 0	AWAY	0- 0	2- 3	1- 0				
0- 0	0- 0	0- 0	NEUTRAL	0- 0	0- 0	0- 0				

RPI 1-25				RPI 26-50				RPI 51-100				RPI 101+				Team's RPI: 166
RPI	S	Opponent	Score	RPI	S	Opponent	Score	RPI	S	Opponent	Score	RPI	S	Opponent	Score	
7	A	Tennessee	69 131					89	H	Jacksonville	89 88	102	A	Tulane	75 106	
												114	H	Little Rock	76 70	
												119	A	Middle Tenn.	57 73	
												121	A	South Ala.	68 79	
												121	H	South Ala.	82 71	
												131	A	Ole Miss	93 96	
												152	A	Texas St.	75 83	
												158	A	Louisiana	62 55	
												161	A	Samford	73 80	
												161	N	Samford	76 82	
												177	A	UT Arlington	57 76	
												187	H	Arkansas St.	95 78	
												272	H	Appalachian St.	81 74	
												275	H	Coastal Caro.	92 97	
												300	A	Alabama St.	93 63	
												321	H	Georgia St.	90 86	
												323	H	Ga. Southern	88 47	
												333	A	Tennessee St.	95 66	
												336	A	La.-Monroe	86 79	

LAST 12 Division I GAMES:																
114	H	Little Rock	76 70	272	H	Appalachian St.	81 74									
187	H	Arkansas St.	95 78	121	A	South Ala.	68 79									
121	H	South Ala.	82 71	152	A	Texas St.	75 83									
158	A	Louisiana	62 55	177	A	UT Arlington	57 76									
336	A	La.-Monroe	86 79	321	H	Georgia St.	90 86									
275	H	Coastal Caro.	92 97	323	H	Ga. Southern	88 47									

Non-Div I Games: Montevallo 130 50 Stillman 89 62

Troy

T
u
l
a
n
e

Tulane				Through Games Of Feb. 12, 2018							
Average RPI	Win:	174	WON-LOST	WINNING	LAST 10	STRENGTH OF	OPP. STRENGTH	TEAM	ADJ.	CONF.	ADJ CONF.
Average RPI	Loss:	69	RECORD	PCT. RANK	GAMES	SCHEDULE	OF SCHEDULE	RPI	RPI	RPI	RPI
DIV. I ONLY			12- 13	188	3- 7	40	81	102	102	7	7
DIV. I NON-CONF.			8- 5	111	0- 0	87	85	84	84	7	7

TOTALS		RPI 1-25		RPI 26-50		W-L RECORDS		RPI 51-100	RPI 101-999	RPI 201+	
12- 13		0- 3		0- 4		OVERALL		1- 2	11- 4	4- 0	
8- 4		0- 1		0- 1		HOME		0- 1	8- 1	2- 0	
3- 7		0- 0		0- 0		AWAY		1- 0	2- 0	1- 0	
1- 2		0- 0		0- 1		NEUTRAL		0- 0	1- 1	1- 0	
8- 5		0- 2		0- 1		NON-CONFERENCE		1- 0	7- 2	3- 0	
5- 1		0- 1		0- 0		HOME		0- 0	5- 0	1- 0	
2- 2		0- 1		0- 0		AWAY		1- 0	1- 1	1- 0	
1- 2		0- 0		0- 1		NEUTRAL		0- 0	1- 1	1- 0	
4- 8		0- 1		0- 3		CONFERENCE		0- 2	4- 2	1- 0	
3- 3		0- 0		0- 1		HOME		0- 1	3- 1	1- 0	
1- 5		0- 1		0- 2		AWAY		0- 1	1- 1	0- 0	
0- 0		0- 0		0- 0		NEUTRAL		0- 0	0- 0	0- 0	

RPI 1-25				RPI 26-50				RPI 51-100				RPI 101+ Team' s RPI: 102			
RPI	S	Opponent	Score	RPI	S	Opponent	Score	RPI	S	Opponent	Score	RPI	S	Opponent	Score
1	A	UConn	45 98	27	A	South Fla.	46 75	61	A	Houston	48 72	119	H	Middle Tenn.	62 44
19	A	NC State	55 79	27	H	South Fla.	53 63	61	H	Houston	92 98	120	N	Iowa St.	64 67
25	H	LSU	50 73	39	N	Dayton	65 71	80	A	Maine	42 34	130	H	Vanderbi l t	71 59
				40	A	UCF	51 59					135	A	Cincinnati	52 83
												136	H	UTEP	67 56
												153	H	Wichi ta St.	56 64
												166	H	Troy	106 75
												170	A	Tul sa	72 63
												170	H	Tul sa	70 39
												178	H	Temple	69 65
												194	A	Southern Miss.	58 66
												207	H	East Carol ina	64 58
												226	H	New Orleans	79 56
												251	N	San Diego St.	80 46
												259	A	McNeese	70 66
LAST 12 Division I GAMES:															
135	A	Cincinnati	52 83	170	H	Tul sa	70 39								
178	H	Temple	69 65	40	A	UCF	51 59								
27	H	South Fla.	53 63	153	H	Wichi ta St.	56 64								
61	A	Houston	48 72	61	H	Houston	92 98								
1	A	UConn	45 98	170	A	Tul sa	72 63								
207	H	East Carol ina	64 58	27	A	South Fla.	46 75								

Non-Div I Games:

Tulane

T
u
l
a
n
e

Average RPI Win: **164**
 Average RPI Loss: **119**

WON-LOST
RECORD

WINNING
PCT. RANK

LAST 10
GAMES

STRENGTH OF
SCHEDULE

OPP. STRENGTH
OF SCHEDULE

TEAM
RPI

ADJ.
RPI

CONF.
RPI

ADJ CONF.
RPI

DIV. I ONLY	9- 15	246	2- 8	63	104	170	170	7	7
DIV. I NON-CONF.	6- 6	170	0- 0	67	301	128	128	7	7

TOTALS	RPI 1-25	RPI 26-50	W-L RECORDS	RPI 51-100	RPI 101-999	RPI 201+			
9- 15	0- 1	0- 2	OVERALL	2- 3	7- 9	2- 2			
5- 7	0- 0	0- 2	HOME	1- 2	4- 3	2- 0			
3- 8	0- 1	0- 0	AWAY	1- 1	2- 6	0- 2			
1- 0	0- 0	0- 0	NEUTRAL	0- 0	1- 0	0- 0			
6- 6	0- 0	0- 0	NON-CONFERENCE	1- 3	5- 3	2- 1			
3- 3	0- 0	0- 0	HOME	0- 2	3- 1	2- 0			
2- 3	0- 0	0- 0	AWAY	1- 1	1- 2	0- 1			
1- 0	0- 0	0- 0	NEUTRAL	0- 0	1- 0	0- 0			
3- 9	0- 1	0- 2	CONFERENCE	1- 0	2- 6	0- 1			
2- 4	0- 0	0- 2	HOME	1- 0	1- 2	0- 0			
1- 5	0- 1	0- 0	AWAY	0- 0	1- 4	0- 1			
0- 0	0- 0	0- 0	NEUTRAL	0- 0	0- 0	0- 0			

RPI	S	Opponent	Score	RPI	S	Opponent	Score	RPI	S	Opponent	Score	RPI	S	Opponent	Score	Team's RPI: 170
1	A	UConn	60 78	27	H	South Fla.	57 71	59	H	American	67 72	102	A	Tulane	39 70	
				40	H	UCF	44 47	61	H	Houston	83 77	102	H	Tulane	63 72	
								72	H	Belmont	65 90	103	A	Saint Louis	66 77	
								73	A	South Dakota	64 61	114	A	Little Rock	74 61	
								98	A	Arkansas	41 67	135	H	Cincinnati	64 51	
												148	N	Binghamton	60 55	
												153	A	Wichita St.	67 62	
												178	A	Temple	75 76	
												187	H	Arkansas St.	68 58	
												190	H	Oral Roberts	41 53	
												191	A	SMU	70 74	
												193	H	Memphis	48 69	
												207	A	East Carolina	67 73	
												222	A	North Texas	43 66	
												268	H	UMKC	76 52	
												340	H	Ark.-Pine Bluff	87 37	
LAST 12 Division I GAMES:																
61	H	Houston	83 77	1	A	UConn	60 78	193	H	Memphis	48 69					
191	A	SMU	70 74	207	A	East Carolina	67 73									
178	A	Temple	75 76	135	H	Cincinnati	64 51									
27	H	South Fla.	57 71	102	H	Tulane	63 72									
40	H	UCF	44 47	153	A	Wichita St.	67 62									
102	A	Tulane	39 70													

Non-Div I Games:

Alas. Anchorage

53

59

Tulsa

Average RPI Win:	215	WON-LOST	WINNING	LAST 10	STRENGTH OF	OPP. STRENGTH	TEAM	ADJ.	CONF.	ADJ CONF.
Average RPI Loss:	151	RECORD	PCT. RANK	GAMES	SCHEDULE	OF SCHEDULE	RPI	RPI	RPI	RPI
DIV. I ONLY	18- 3	11	9- 1	259	196	81	81	18	18	
DIV. I NON-CONF.	9- 2	33	1- 0	309	186	107	107	20	20	

TOTALS	RPI 1-25	RPI 26-50	W-L RECORDS	RPI 51-100	RPI 101-999	RPI 201+				
18- 3	0- 0	1- 0	OVERALL	0- 1	17- 2	10- 0				
8- 1	0- 0	1- 0	HOME	0- 0	7- 1	5- 0				
9- 1	0- 0	0- 0	AWAY	0- 0	9- 1	4- 0				
1- 1	0- 0	0- 0	NEUTRAL	0- 1	1- 0	1- 0				
9- 2	0- 0	0- 0	NON-CONFERENCE	0- 1	9- 1	5- 0				
5- 0	0- 0	0- 0	HOME	0- 0	5- 0	3- 0				
3- 1	0- 0	0- 0	AWAY	0- 0	3- 1	1- 0				
1- 1	0- 0	0- 0	NEUTRAL	0- 1	1- 0	1- 0				
9- 1	0- 0	1- 0	CONFERENCE	0- 0	8- 1	5- 0				
3- 1	0- 0	1- 0	HOME	0- 0	2- 1	2- 0				
6- 0	0- 0	0- 0	AWAY	0- 0	6- 0	3- 0				
0- 0	0- 0	0- 0	NEUTRAL	0- 0	0- 0	0- 0				

RPI 1-25				RPI 26-50				RPI 51-100				RPI 101+			
RPI	S	Opponent	Score	RPI	S	Opponent	Score	RPI	S	Opponent	Score	RPI	S	Opponent	Score
				48	H	Western Ky.	79 61	65	N	Indiana	63 71	119	A	Middle Tenn.	59 51
												121	A	South Ala.	78 66
												136	A	UTEP	84 64
												157	A	Louisiana Tech	66 61
												161	H	Samford	77 53
												164	H	Southern Ill.	76 66
												173	A	High Point	77 61
												193	A	Memphis	62 64
												194	H	Southern Miss.	63 80
												203	N	UC Santa Barbara	67 54
												212	H	Fla. Atlantic	90 57
												222	H	North Texas	68 52
												272	A	Appalachian St.	70 59
												286	A	Old Dominion	74 61
												300	H	Alabama St.	61 44
												303	A	FIU	71 61
												315	H	Alabama A&M	85 58
												334	A	Marshall	69 62
												337	H	Mississippi Val.	87 72
LAST 12 Division I GAMES:															
334	A	Marshall	69 62	194	H	Southern Miss.	63 80								
157	A	Louisiana Tech	66 61	48	H	Western Ky.	79 61								
136	A	UTEP	84 64	119	A	Middle Tenn.	59 51								
212	H	Fla. Atlantic	90 57	286	A	Old Dominion	74 61								
303	A	FIU	71 61	121	A	South Ala.	78 66								
222	H	North Texas	68 52	300	H	Alabama St.	61 44								

Non-Div I Games: Tuskegee 105 50 Miles 85 42

UAB

Loss, Non-Conf, S Site, H Home A Away N Neutral

Average RPI Win: 200		WON-LOST RECORD		WINNING PCT. RANK		LAST 10 GAMES		STRENGTH OF SCHEDULE		OPP. STRENGTH OF SCHEDULE		TEAM RPI		ADJ. RPI		CONF. RPI		ADJ CONF. RPI	
Average RPI Loss: 89																			
DIV. I ONLY		20- 4		18		9- 1		189		141		57		57		21		21	
DIV. I NON-CONF.		10- 3		52		0- 1		149		68		52		52		19		19	
TOTALS		RPI 1-25		RPI 26-50		W-L RECORDS		RPI 51-100		RPI 101-999		RPI 201+							
20- 4		0- 0		0- 2		OVERALL		2- 1		18- 1		10- 0							
11- 1		0- 0		0- 1		HOME		1- 0		10- 0		6- 0							
8- 3		0- 0		0- 1		AWAY		1- 1		7- 1		4- 0							
1- 0		0- 0		0- 0		NEUTRAL		0- 0		1- 0		0- 0							
10- 3		0- 0		0- 2		NON-CONFERENCE		2- 1		8- 0		4- 0							
5- 1		0- 0		0- 1		HOME		1- 0		4- 0		2- 0							
4- 2		0- 0		0- 1		AWAY		1- 1		3- 0		2- 0							
1- 0		0- 0		0- 0		NEUTRAL		0- 0		1- 0		0- 0							
10- 1		0- 0		0- 0		CONFERENCE		0- 0		10- 1		6- 0							
6- 0		0- 0		0- 0		HOME		0- 0		6- 0		4- 0							
4- 1		0- 0		0- 0		AWAY		0- 0		4- 1		2- 0							
0- 0		0- 0		0- 0		NEUTRAL		0- 0		0- 0		0- 0							
RPI 1-25		RPI 26-50		RPI 51-100		Team's RPI: 57		RPI 101+											
RPI S Opponent	Score	RPI S Opponent	Score	RPI S Opponent	Score	RPI S Opponent	Score	RPI S Opponent	Score										
40 H UCF	55 62	40 H UCF	55 62	70 A Fordham	62 70	117 N Yale	71 61	138 H Portland St.	79 67										
46 A Oregon St.	47 61	46 A Oregon St.	47 61	76 A Saint Mary's (CA)	74 50	151 H San Francisco	72 55	155 A Cal Poly	80 76										
				88 H Washington St.	91 76	155 H Cal Poly	85 77	171 A Pacific	90 58										
						172 A UC Irvine	76 67	201 A CSUN	71 75										
						201 H CSUN	72 46	203 A UC Santa Barbara	68 61										
						203 H UC Santa Barbara	69 63	203 H UC Santa Barbara	69 63										
						218 A Seattle U	79 53	218 A Seattle U	79 53										
						230 H Pepperdine	69 64	230 H Pepperdine	69 64										
						234 H UC Riverside	74 63	234 H UC Riverside	74 63										
						252 H Hawaii	76 52	252 H Hawaii	76 52										
						271 H Sacramento St.	79 72	271 H Sacramento St.	79 72										
						313 H Cal St. Fullerton	67 53	313 H Cal St. Fullerton	67 53										
						324 A Southern Utah	85 59	324 A Southern Utah	85 59										
						325 A Long Beach St.	83 71	325 A Long Beach St.	83 71										
LAST 12 Division I GAMES:		LAST 12 Division I GAMES:		LAST 12 Division I GAMES:		LAST 12 Division I GAMES:		LAST 12 Division I GAMES:											
201 H CSUN	72 46	155 A Cal Poly	80 76	201 H CSUN	71 75	203 A UC Santa Barbara	68 61	234 H UC Riverside	74 63										
155 H Cal Poly	85 77	203 A UC Santa Barbara	68 61	201 A CSUN	71 75	234 H UC Riverside	74 63	252 H Hawaii	76 52										
201 A CSUN	71 75	234 H UC Riverside	74 63	325 A Long Beach St.	83 71	252 H Hawaii	76 52	172 A UC Irvine	76 67										
325 A Long Beach St.	83 71	252 H Hawaii	76 52	203 H UC Santa Barbara	69 63	172 A UC Irvine	76 67	70 A Fordham	62 70										
203 H UC Santa Barbara	69 63	70 A Fordham	62 70	313 H Cal St. Fullerton	67 53														
313 H Cal St. Fullerton	67 53																		

UC Irvine				Through Games Of Feb. 12, 2018							
Average RPI	Win:	258	WON-LOST	WINNING	LAST 10	STRENGTH OF	OPP. STRENGTH	TEAM	ADJ.	CONF.	ADJ CONF.
Average RPI	Loss:	130	RECORD	PCT. RANK	GAMES	SCHEDULE	OF SCHEDULE	RPI	RPI	RPI	RPI
DIV. I ONLY			15- 8	89	8- 2	304	193	172	172	21	21
DIV. I NON-CONF.			7- 6	165	2- 0	292	223	216	216	19	19

TOTALS	RPI 1-25			RPI 26-50		W-L RECORDS	RPI 51-100	RPI 101-999		RPI 201+	
15- 8	0- 0			0- 0		OVERALL	0- 3	15- 5		14- 1	
7- 3	0- 0			0- 0		HOME	0- 1	7- 2		6- 0	
8- 3	0- 0			0- 0		AWAY	0- 2	8- 1		8- 0	
0- 2	0- 0			0- 0		NEUTRAL	0- 0	0- 2		0- 1	
7- 6	0- 0			0- 0		NON-CONFERENCE	0- 2	7- 4		7- 1	
3- 2	0- 0			0- 0		HOME	0- 0	3- 2		3- 0	
4- 2	0- 0			0- 0		AWAY	0- 2	4- 0		4- 0	
0- 2	0- 0			0- 0		NEUTRAL	0- 0	0- 2		0- 1	
8- 2	0- 0			0- 0		CONFERENCE	0- 1	8- 1		7- 0	
4- 1	0- 0			0- 0		HOME	0- 1	4- 0		3- 0	
4- 1	0- 0			0- 0		AWAY	0- 0	4- 1		4- 0	
0- 0	0- 0			0- 0		NEUTRAL	0- 0	0- 0		0- 0	

RPI 1-25				RPI 26-50				RPI 51-100				RPI 101+ Team's RPI: 172			
RPI	S	Opponent	Score	RPI	S	Opponent	Score	RPI	S	Opponent	Score	RPI	S	Opponent	Score
								57	H	UC Davis	67 76	138	H	Portland St.	72 82
								86	A	New Mexico	61 83	143	H	Idaho St.	72 78
								90	A	UNLV	54 73	153	N	Wichita St.	53 76
												155	A	Cal Poly	76 79
												201	H	CSUN	56 47
												203	H	UC Santa Barbara	77 74
												214	N	Illinois	59 65
												218	A	Seattle U	84 79
												224	A	CSU Bakersfield	72 59
												230	H	Pepperdine	75 74
												234	A	UC Riverside	81 71
												234	H	UC Riverside	76 63
												251	A	San Diego St.	67 65
												252	A	Hawaii	74 67
												252	H	Hawaii	70 66
												297	H	Utah St.	87 84
												308	H	Portland	63 52
												313	A	Cal St. Fullerton	76 60
												324	A	Southern Utah	71 64
												325	A	Long Beach St.	100 81

LAST 12 Division I GAMES:															
				234	H	UC Riverside	76 63	155	A	Cal Poly	76 79				
				325	A	Long Beach St.	100 81	203	H	UC Santa Barbara	77 74				
				313	A	Cal St. Fullerton	76 60	252	A	Hawaii	74 67				
				201	H	CSUN	56 47	57	H	UC Davis	67 76				
				234	A	UC Riverside	81 71	224	A	CSU Bakersfield	72 59				
				252	H	Hawaii	70 66	218	A	Seattle U	84 79				

Non-Div I Games: Chapman 92 57

Average RPI Win:	222	WON-LOST	WINNING	LAST 10	STRENGTH OF	OPP. STRENGTH	TEAM	ADJ.	CONF.	ADJ CONF.
Average RPI Loss:	125	RECORD	PCT. RANK	GAMES	SCHEDULE	OF SCHEDULE	RPI	RPI	RPI	RPI
DIV. I ONLY	7- 18	287	4- 6	89	144	234	234	21	21	
DIV. I NON-CONF.	3- 11	289	0- 1	42	46	195	195	19	19	

TOTALS	RPI 1-25	RPI 26-50	W-L RECORDS	RPI 51-100	RPI 101-999	RPI 201+				
7- 18	0- 2	0- 3	OVERALL	1- 2	6- 11	5- 2				
5- 5	0- 0	0- 1	HOME	0- 0	5- 4	5- 0				
1- 11	0- 2	0- 2	AWAY	0- 2	1- 5	0- 1				
1- 2	0- 0	0- 0	NEUTRAL	1- 0	0- 2	0- 1				
3- 11	0- 2	0- 3	NON-CONFERENCE	1- 1	2- 5	1- 1				
1- 3	0- 0	0- 1	HOME	0- 0	1- 2	1- 0				
1- 6	0- 2	0- 2	AWAY	0- 1	1- 1	0- 0				
1- 2	0- 0	0- 0	NEUTRAL	1- 0	0- 2	0- 1				
4- 7	0- 0	0- 0	CONFERENCE	0- 1	4- 6	4- 1				
4- 2	0- 0	0- 0	HOME	0- 0	4- 2	4- 0				
0- 5	0- 0	0- 0	AWAY	0- 1	0- 4	0- 1				
0- 0	0- 0	0- 0	NEUTRAL	0- 0	0- 0	0- 0				

RPI 1-25				RPI 26-50				RPI 51-100				RPI 101+ Team's RPI: 234			
RPI	S	Opponent	Score	RPI	S	Opponent	Score	RPI	S	Opponent	Score	RPI	S	Opponent	Score
10	A	UCLA	48 68	33	A	Arizona St.	48 73	57	A	UC Davis	63 74	120	A	Iowa St.	66 89
14	A	Stanford	43 53	44	A	Minnesota	75 101	73	A	South Dakota	66 75	136	H	UTEP	62 73
				50	H	Southern Cal i forni a	46 64	90	N	UNLV	95 88	145	A	Fresno St.	68 56
												146	H	Loyola Marymount	59 67
												155	A	Cal Poly	73 91
												155	H	Cal Poly	82 87
												172	A	UC Irvine	63 76
												172	H	UC Irvine	71 81
												191	N	SMU	51 73
												201	A	CSUN	55 60
												203	H	UC Santa Barbara	84 76
												224	H	CSU Bakersfield	68 65
												252	A	Hawaii	57 63
												252	H	Hawaii	79 57
												271	N	Sacramento St.	72 99
												313	H	Cal St. Fullerton	63 50
												325	H	Long Beach St.	77 53

LAST 12 Division I GAMES:															
				172	A	UC Irvine	63 76	252	H	Hawaii	79 57				
				203	H	UC Santa Barbara	84 76	313	H	Cal St. Fullerton	63 50				
				155	A	Cal Poly	73 91	57	A	UC Davis	63 74				
				252	A	Hawaii	57 63	325	H	Long Beach St.	77 53				
				172	H	UC Irvine	71 81	155	H	Cal Poly	82 87				
				201	A	CSUN	55 60	136	H	UTEP	62 73				

Non-Div I Games:

UC Riverside

Average RPI Win:	265	WON-LOST	WINNING	LAST 10	STRENGTH OF	OPP. STRENGTH	TEAM	ADJ.	CONF.	ADJ CONF.
Average RPI Loss:	137	RECORD	PCT. RANK	GAMES	SCHEDULE	OF SCHEDULE	RPI	RPI	RPI	RPI
DIV. I ONLY	9- 14	236	5- 5	134	227	203	203	21	21	
DIV. I NON-CONF.	3- 9	280	1- 0	89	254	225	225	19	19	

TOTALS	RPI 1-25	RPI 26-50	W-L RECORDS	RPI 51-100	RPI 101-999	RPI 201+				
9- 14	0- 1	0- 1	OVERALL	0- 4	9- 8	7- 4				
4- 5	0- 0	0- 0	HOME	0- 1	4- 4	3- 2				
5- 8	0- 1	0- 1	AWAY	0- 2	5- 4	4- 2				
0- 1	0- 0	0- 0	NEUTRAL	0- 1	0- 0	0- 0				
3- 9	0- 1	0- 1	NON-CONFERENCE	0- 2	3- 5	3- 3				
1- 3	0- 0	0- 0	HOME	0- 0	1- 3	1- 2				
2- 5	0- 1	0- 1	AWAY	0- 1	2- 2	2- 1				
0- 1	0- 0	0- 0	NEUTRAL	0- 1	0- 0	0- 0				
6- 5	0- 0	0- 0	CONFERENCE	0- 2	6- 3	4- 1				
3- 2	0- 0	0- 0	HOME	0- 1	3- 1	2- 0				
3- 3	0- 0	0- 0	AWAY	0- 1	3- 2	2- 1				
0- 0	0- 0	0- 0	NEUTRAL	0- 0	0- 0	0- 0				

RPI 1-25				RPI 26-50				RPI 51-100				RPI 101+ Team's RPI: 203			
RPI	S	Opponent	Score	RPI	S	Opponent	Score	RPI	S	Opponent	Score	RPI	S	Opponent	Score
10	A	UCLA	44 74	46	A	Oregon St.	49 74	57	A	UC Davis	63 69	145	H	Fresno St.	57 64
								57	H	UC Davis	61 68	146	A	Loyola Marymount	61 67
								76	A	Saint Mary's (CA)	59 89	155	H	Cal Poly	73 68
								81	N	UAB	54 67	172	A	UC Irvine	74 77
												201	A	CSUN	74 73
												201	H	CSUN	30 48
												202	H	San Diego	58 71
												218	H	Seattle U	71 77
												234	A	UC Riverside	76 84
												241	A	New Mexico St.	77 47
												251	H	San Diego St.	77 64
												252	H	Hawaii	71 61
												276	A	Santa Clara	63 68
												313	A	Cal St. Fullerton	59 52
												319	A	Northern Ariz.	96 93
												325	A	Long Beach St.	90 74
												325	H	Long Beach St.	51 44

LAST 12 Division I GAMES:															
313	A	Cal St. Fullerton	59 52	57	H	UC Davis	61 68	172	A	UC Irvine	74 77	201	A	CSUN	74 73
234	A	UC Riverside	76 84	155	H	Cal Poly	73 68	325	H	Long Beach St.	51 44	241	A	New Mexico St.	77 47
252	H	Hawaii	71 61	325	A	Long Beach St.	90 74								
201	H	CSUN	30 48												
57	A	UC Davis	63 69												
325	A	Long Beach St.	90 74												

Non-Div I Games:

UC Santa Barbara

Average RPI	Win:	162	WON-LOST	WINNING	LAST 10	STRENGTH OF	OPP. STRENGTH	TEAM	ADJ.	CONF.	ADJ CONF.
Average RPI	Loss:	68	RECORD	PCT. RANK	GAMES	SCHEDULE	OF SCHEDULE	RPI	RPI	RPI	RPI
DIV. I ONLY		17- 8		71	7- 3	51	64	40	40	7	7
DIV. I NON-CONF.		8- 5		111	0- 0	55	123	63	63	7	7

TOTALS	RPI 1-25		RPI 26-50		W-L RECORDS	RPI 51-100		RPI 101-999		RPI 201+	
17- 8	0- 2		0- 1		OVERALL	3- 3		14- 2		2- 0	
9- 3	0- 1		0- 0		HOME	1- 2		8- 0		1- 0	
8- 5	0- 1		0- 1		AWAY	2- 1		6- 2		1- 0	
0- 0	0- 0		0- 0		NEUTRAL	0- 0		0- 0		0- 0	
8- 5	0- 0		0- 0		NON-CONFERENCE	3- 3		5- 2		2- 0	
4- 2	0- 0		0- 0		HOME	1- 2		3- 0		1- 0	
4- 3	0- 0		0- 0		AWAY	2- 1		2- 2		1- 0	
0- 0	0- 0		0- 0		NEUTRAL	0- 0		0- 0		0- 0	
9- 3	0- 2		0- 1		CONFERENCE	0- 0		9- 0		0- 0	
5- 1	0- 1		0- 0		HOME	0- 0		5- 0		0- 0	
4- 2	0- 1		0- 1		AWAY	0- 0		4- 0		0- 0	
0- 0	0- 0		0- 0		NEUTRAL	0- 0		0- 0		0- 0	

RPI	S	Opponent	Score	RPI	S	Opponent	Score	Team's RPI: 40	RPI	S	Opponent	Score	RPI	S	Opponent	Score
1	A	UConn	44 80	27	A	South Fla.	45 62		56	H	Mercer	64 73	102	H	Tulane	59 51
1	H	UConn	37 55						57	A	UC Davis	62 55	135	A	Cincinnati	50 38
									60	H	Elon	57 71	144	H	UNI	53 43
									63	A	Virginia Tech	69 86	153	H	Wichita St.	59 53
									69	H	IUPUI	63 59	159	H	Davidson	62 54
									100	A	Chattanooga	58 57	161	A	Samford	51 58
													170	A	Tulsa	47 44
													171	A	Pacific	74 78
													178	A	Temple	64 57
													178	H	Temple	76 46
													191	A	SMU	60 42
													191	H	SMU	58 43
													193	H	Memphis	61 41
													199	A	Boston U.	47 32
													220	A	Gardner-Webb	65 30
													323	H	Ga. Southern	62 38
LAST 12 Division I GAMES:																
178	A	Temple	64 57	102	H	Tulane	59 51									
1	H	UConn	37 55	27	A	South Fla.	45 62									
193	H	Memphis	61 41	1	A	UConn	44 80									
135	A	Cincinnati	50 38	153	H	Wichita St.	59 53									
170	A	Tulsa	47 44	191	A	SMU	60 42									
191	H	SMU	58 43	178	H	Temple	76 46									

Non-Div I Games:

UCF

Average RPI Win:	109	WON-LOST	WINNING	LAST 10	STRENGTH OF	OPP. STRENGTH	TEAM	ADJ.	CONF.	ADJ CONF.
Average RPI Loss:	17	RECORD	PCT. RANK	GAMES	SCHEDULE	OF SCHEDULE	RPI	RPI	RPI	RPI
DIV. I ONLY	21- 4	13	10- 0	14	8	10	10	5	5	
DIV. I NON-CONF.	9- 2	33	0- 0	33	14	16	16	3	3	

TOTALS	RPI 1-25	RPI 26-50	W-L RECORDS	RPI 51-100	RPI 101-999	RPI 201+				
21- 4	2- 3	7- 1	OVERALL	4- 0	8- 0	5- 0				
11- 2	2- 2	4- 0	HOME	0- 0	5- 0	5- 0				
8- 2	0- 1	2- 1	AWAY	3- 0	3- 0	0- 0				
2- 0	0- 0	1- 0	NEUTRAL	1- 0	0- 0	0- 0				
9- 2	1- 1	1- 1	NON-CONFERENCE	2- 0	5- 0	4- 0				
5- 1	1- 1	0- 0	HOME	0- 0	4- 0	4- 0				
2- 1	0- 0	0- 1	AWAY	1- 0	1- 0	0- 0				
2- 0	0- 0	1- 0	NEUTRAL	1- 0	0- 0	0- 0				
12- 2	1- 2	6- 0	CONFERENCE	2- 0	3- 0	1- 0				
6- 1	1- 1	4- 0	HOME	0- 0	1- 0	1- 0				
6- 1	0- 1	2- 0	AWAY	2- 0	2- 0	0- 0				
0- 0	0- 0	0- 0	NEUTRAL	0- 0	0- 0	0- 0				

RPI	S	Opponent	Score	RPI	S	Opponent	Score	RPI	S	Opponent	Score	RPI	S	Opponent	Score
1	H	UConn	60 78	33	H	Arizona St.	71 63	70	A	Fordham	67 30	101	A	Seton Hall	77 68
8	H	Baylor	82 68	35	A	California	82 46	84	N	Kansas St.	64 55	142	A	Colorado	93 55
11	H	Oregon	61 70	35	H	California	60 52	88	A	Washington St.	79 71	174	A	Washington	86 69
14	A	Stanford	65 76	37	N	Creighton	72 63	92	A	Utah	81 74	203	H	UC Santa Barbara	74 44
14	H	Stanford	64 53	41	A	Oklahoma St.	72 87					234	H	UC Riverside	68 48
				46	H	Oregon St.	84 49					250	H	San Jose St.	129 69
				50	A	Southern California	84 70					270	H	Presbyterian	76 40
				50	H	Southern California	59 46					277	H	Arizona	69 46

LAST 12 Division I GAMES:															
33	H	Arizona St.	71 63	14	H	Stanford	64 53	35	H	California	60 52				
277	H	Arizona	69 46					142	A	Colorado	93 55				
50	A	Southern California	84 70					92	A	Utah	81 74				
50	H	Southern California	59 46					11	H	Oregon	61 70				
88	A	Washington St.	79 71					46	H	Oregon St.	84 49				
174	A	Washington	86 69												

Non-Div I Games:

UCLA

Average RPI	Win:	79	WON-LOST	WINNING	LAST 10	STRENGTH OF	OPP. STRENGTH	TEAM	ADJ.	CONF.	ADJ CONF.
Average RPI	Loss:	0	RECORD	PCT. RANK	GAMES	SCHEDULE	OF SCHEDULE	RPI	RPI	RPI	RPI
DIV. I ONLY		25- 0		1	10- 0	3	1	1	1	7	7
DIV. I NON-CONF.		13- 0		1	3- 0	1	1	1	1	7	7
<hr/>											
TOTALS	RPI 1-25		RPI 26-50		W-L RECORDS	RPI 51-100		RPI 101-999		RPI 201+	
25- 0	8- 0		5- 0		OVERALL	3- 0		9- 0		1- 0	
10- 0	3- 0		2- 0		HOME	0- 0		5- 0		0- 0	
11- 0	4- 0		2- 0		AWAY	1- 0		4- 0		1- 0	
4- 0	1- 0		1- 0		NEUTRAL	2- 0		0- 0		0- 0	
13- 0	8- 0		2- 0		NON-CONFERENCE	2- 0		1- 0		0- 0	
4- 0	3- 0		1- 0		HOME	0- 0		0- 0		0- 0	
5- 0	4- 0		0- 0		AWAY	0- 0		1- 0		0- 0	
4- 0	1- 0		1- 0		NEUTRAL	2- 0		0- 0		0- 0	
12- 0	0- 0		3- 0		CONFERENCE	1- 0		8- 0		1- 0	
6- 0	0- 0		1- 0		HOME	0- 0		5- 0		0- 0	
6- 0	0- 0		2- 0		AWAY	1- 0		3- 0		1- 0	
0- 0	0- 0		0- 0		NEUTRAL	0- 0		0- 0		0- 0	

RPI	S	Opponent	Score	RPI	S	Opponent	Score	RPI	S	Opponent	Score	RPI	S	Opponent	Score
2	H	Notre Dame	80 71	27	A	South Fla.	100 49	54	N	Michigan St.	96 62	102	H	Tulane	98 45
4	H	Louisville	69 58	30	N	Oklahoma	88 64	61	A	Houston	95 35	135	H	Cincinnati	106 65
9	A	Texas	75 71	35	H	California	82 47	68	N	Duquesne	104 52	153	H	Wichita St.	124 43
10	A	UCLA	78 60	40	A	UCF	55 37					170	H	Tulsa	78 60
13	H	Maryland	97 72	40	H	UCF	80 44					178	A	Temple	113 57
14	N	Stanford	78 53									189	A	Nevada	88 57
18	A	South Carolina	83 58									193	A	Memphis	93 36
24	A	DePaul	103 69									193	H	Memphis	97 49
												207	A	East Carolina	96 35
<hr/>															
LAST 12 Division I GAMES:															
4	H	Louisville	69 58	193	A	Memphis	93 36	178	A	Temple	113 57	170	H	Tulsa	78 60
153	H	Wichita St.	124 43	178	A	Temple	113 57	9	A	Texas	75 71	61	A	Houston	95 35
40	A	UCF	55 37	170	H	Tulsa	78 60	40	H	UCF	80 44				
135	H	Cincinnati	106 65												
18	A	South Carolina	83 58												
102	H	Tulane	98 45												

Non-Div I Games:

UConn

Average RPI Win: **319**
 Average RPI Loss: **173**

WON-LOST
RECORD

WINNING
PCT. RANK

LAST 10
GAMES

STRENGTH OF
SCHEDULE

OPP. STRENGTH
OF SCHEDULE

TEAM
RPI

ADJ.
RPI

CONF.
RPI

ADJ CONF.
RPI

DIV. I ONLY	2- 22	341	2- 8	178	259	329	329	20	20
DIV. I NON-CONF.	0- 12	337	0- 0	237	264	341	341	24	24
<hr/>									
TOTALS	RPI 1-25	RPI 26-50	W-L RECORDS	RPI 51-100	RPI 101-999	RPI 201+			
2- 22	0- 0	0- 1	OVERALL	0- 5	2- 16	2- 8			
1- 10	0- 0	0- 0	HOME	0- 3	1- 7	1- 3			
1- 10	0- 0	0- 1	AWAY	0- 2	1- 7	1- 3			
0- 2	0- 0	0- 0	NEUTRAL	0- 0	0- 2	0- 2			
0- 12	0- 0	0- 1	NON-CONFERENCE	0- 2	0- 9	0- 7			
0- 4	0- 0	0- 0	HOME	0- 1	0- 3	0- 2			
0- 6	0- 0	0- 1	AWAY	0- 1	0- 4	0- 3			
0- 2	0- 0	0- 0	NEUTRAL	0- 0	0- 2	0- 2			
2- 10	0- 0	0- 0	CONFERENCE	0- 3	2- 7	2- 1			
1- 6	0- 0	0- 0	HOME	0- 2	1- 4	1- 1			
1- 4	0- 0	0- 0	AWAY	0- 1	1- 3	1- 0			
0- 0	0- 0	0- 0	NEUTRAL	0- 0	0- 0	0- 0			

RPI 1-25	RPI 26-50	RPI 51-100	RPI 101+	Team's RPI: 329
RPI S Opponent Score	RPI S Opponent Score	RPI S Opponent Score	RPI S Opponent Score	
	34 Princeton 40	59 American 48 70 Fordham 46 79 Albany (NY) 75 80 Maine 36 80 Maine 50	110 George Mason 38 148 Binghamton 51 148 Binghamton 53 154 Hartford 54 180 Denver 48 183 New Hampshire 51 183 New Hampshire 46 198 Stony Brook 44 209 Columbia 44 242 Hofstra 55 256 N St. Bonaventure 54 260 Towson 64 279 LIU Brooklyn 52 280 UMES 43 284 N North Dakota St. 53 290 Vermont 52 290 Vermont 58 347 UMass Lowell 66	
LAST 12 Division I GAMES:				
183 New Hampshire 46 148 Binghamton 53 290 Vermont 52 198 Stony Brook 44 80 Maine 36 148 Binghamton 51	79 Albany (NY) 75 154 Hartford 54 347 UMass Lowell 66 80 Maine 50 290 Vermont 58 183 New Hampshire 51			

Non-Div I Games: Gettysburg 72 45

UMBC

Loss, Non-Conf, S Site, Home Away N Neutral

UMES				Through Games Of Feb. 12, 2018							
Average RPI Win:		308	WON-LOST RECORD	WINNING PCT. RANK	LAST 10 GAMES	STRENGTH OF SCHEDULE	OPP. STRENGTH OF SCHEDULE	TEAM RPI	ADJ. RPI	CONF. RPI	ADJ CONF. RPI
Average RPI Loss:		167									
DIV. I ONLY		6- 15	284	5- 5	213	312	280	280	30	30	
DIV. I NON-CONF.		1- 8	313	0- 0	105	130	282	282	30	30	

TOTALS		RPI 1-25	RPI 26-50		W-L RECORDS		RPI 51-100	RPI 101-999	RPI 201+		
6- 15		0- 1	0- 1		OVERALL		0- 1	6- 12	6- 6		
4- 4		0- 0	0- 0		HOME		0- 0	4- 4	4- 2		
2- 10		0- 1	0- 1		AWAY		0- 1	2- 7	2- 4		
0- 1		0- 0	0- 0		NEUTRAL		0- 0	0- 1	0- 0		
1- 8		0- 1	0- 1		NON-CONFERENCE		0- 1	1- 5	1- 2		
1- 1		0- 0	0- 0		HOME		0- 0	1- 1	1- 1		
0- 6		0- 1	0- 1		AWAY		0- 1	0- 3	0- 1		
0- 1		0- 0	0- 0		NEUTRAL		0- 0	0- 1	0- 0		
5- 7		0- 0	0- 0		CONFERENCE		0- 0	5- 7	5- 4		
3- 3		0- 0	0- 0		HOME		0- 0	3- 3	3- 1		
2- 4		0- 0	0- 0		AWAY		0- 0	2- 4	2- 3		
0- 0		0- 0	0- 0		NEUTRAL		0- 0	0- 0	0- 0		

RPI 1-25				RPI 26-50				RPI 51-100				RPI 101+ Team's RPI: 280			
RPI	S	Opponent	Score	RPI	S	Opponent	Score	RPI	S	Opponent	Score	RPI	S	Opponent	Score
20	A	Buffalo	41 76	36	A	Syracuse	45 68	63	A	Virginia Tech	52 90	106	A	Wake Forest	50 92
												110	A	George Mason	68 82
												123	A	Bethune-Cookman	61 73
												123	H	Bethune-Cookman	48 55
												148	N	Binghamton	51 68
												197	H	Hampton	65 70
												207	A	East Carolina	54 64
												216	H	N. C. A&T	45 57
												248	A	Howard	83 79
												248	H	Howard	58 52
												261	A	Morgan St.	50 63
												269	H	Mt. St. Mary's	63 66
												306	A	Coppin St.	63 69
												316	A	South Carolina St.	51 54
												329	H	UMBC	66 43
												335	H	N. C. Central	84 73
												341	A	Savannah St.	68 56
												344	H	Florida A&M	87 70

LAST 12 Division I GAMES:															
248	A	Howard	83 79	216	H	N. C. A&T	45 57								
123	A	Bethune-Cookman	61 73	316	A	South Carolina St.	51 54								
344	H	Florida A&M	87 70	341	A	Savannah St.	68 56								
306	A	Coppin St.	63 69	123	H	Bethune-Cookman	48 55								
248	H	Howard	58 52	197	H	Hampton	65 70								
335	H	N. C. Central	84 73	261	A	Morgan St.	50 63								

Non-Div I Games: Wesley 97 30 Alas. Anchorage 59 **69** Valley Forge 92 38

UMES

Loss, **Non-Conf**, **S Site**, **H Home** **A Away** **N Neutral**

Average RPI Win:	250	WON-LOST	WINNING	LAST 10	STRENGTH OF	OPP. STRENGTH	TEAM	ADJ.	CONF.	ADJ CONF.
Average RPI Loss:	188	RECORD	PCT. RANK	GAMES	SCHEDULE	OF SCHEDULE	RPI	RPI	RPI	RPI
DIV. I ONLY	5- 17	304	4- 6	179	297	268	268	31	31	
DIV. I NON-CONF.	1- 11	331	0- 1	158	110	295	295	31	31	

TOTALS	RPI 1-25	RPI 26-50	W-L RECORDS	RPI 51-100	RPI 101-999	RPI 201+				
5- 17	0- 0	0- 1	OVERALL	0- 1	5- 15	4- 8				
1- 6	0- 0	0- 1	HOME	0- 0	1- 5	1- 3				
3- 11	0- 0	0- 0	AWAY	0- 1	3- 10	3- 5				
1- 0	0- 0	0- 0	NEUTRAL	0- 0	1- 0	0- 0				
1- 11	0- 0	0- 1	NON-CONFERENCE	0- 1	1- 9	0- 2				
0- 3	0- 0	0- 1	HOME	0- 0	0- 2	0- 0				
0- 8	0- 0	0- 0	AWAY	0- 1	0- 7	0- 2				
1- 0	0- 0	0- 0	NEUTRAL	0- 0	1- 0	0- 0				
4- 6	0- 0	0- 0	CONFERENCE	0- 0	4- 6	4- 6				
1- 3	0- 0	0- 0	HOME	0- 0	1- 3	1- 3				
3- 3	0- 0	0- 0	AWAY	0- 0	3- 3	3- 3				
0- 0	0- 0	0- 0	NEUTRAL	0- 0	0- 0	0- 0				

RPI	S	Opponent	Score	RPI	S	Opponent	Score	RPI	S	Opponent	Score	RPI	S	Opponent	Score
31	H	Northern Colo.	73 88	66	A	Nebraska	60 80	105	A	Western Ill.	71 90	120	A	Iowa St.	45 61
								153	A	Wichita St.	63 72	165	A	Kansas	48 63
								170	A	Tulsa	52 76	179	N	Stetson	67 50
								180	H	Denver	68 77	190	H	Oral Roberts	73 76
								212	A	Fla. Atlantic	55 65	218	A	Seattle U	62 66
								218	H	Seattle U	58 62	224	A	CSU Bakersfield	60 58
								224	H	CSU Bakersfield	62 76	241	A	New Mexico St.	62 70
								255	A	Illinois St.	53 64	265	A	Grand Canyon	62 59
								265	H	Grand Canyon	84 82	318	A	UTRGV	54 52
								328	A	Utah Valley	65 68	328	H	Utah Valley	59 66
LAST 12 Division I GAMES:															
328	A	Utah Valley	65 68	224	A	CSU Bakersfield	60 58	218	H	Seattle U	58 62	328	H	Utah Valley	59 66
218	A	Seattle U	62 66	318	A	UTRGV	54 52	212	A	Fla. Atlantic	55 65	179	N	Stetson	67 50
224	H	CSU Bakersfield	62 76												
265	H	Grand Canyon	84 82												
241	A	New Mexico St.	62 70												
265	A	Grand Canyon	62 59												

Non-Div I Games: Lincoln (MO) 98 41 Harris-Stowe 114 59 Cent. Christian Bib90 10

UMKC

Loss, Non-Conf, S Site, H Home A Away N Neutral

Average RPI Win:	281	WON-LOST	WINNING	LAST 10	STRENGTH OF	OPP. STRENGTH	TEAM	ADJ.	CONF.	ADJ CONF.
Average RPI Loss:	222	RECORD	PCT. RANK	GAMES	SCHEDULE	OF SCHEDULE	RPI	RPI	RPI	RPI
DIV. I ONLY	3- 21	331	1- 9	331	322	347	347	20	20	
DIV. I NON-CONF.	2- 10	300	0- 0	348	347	348	348	24	24	

TOTALS	RPI 1-25	RPI 26-50	W-L RECORDS	RPI 51-100	RPI 101-999	RPI 201+				
3- 21	0- 0	0- 0	OVERALL	0- 3	3- 18	3- 12				
2- 9	0- 0	0- 0	HOME	0- 2	2- 7	2- 4				
1- 12	0- 0	0- 0	AWAY	0- 1	1- 11	1- 8				
0- 0	0- 0	0- 0	NEUTRAL	0- 0	0- 0	0- 0				
2- 10	0- 0	0- 0	NON-CONFERENCE	0- 0	2- 10	2- 10				
1- 4	0- 0	0- 0	HOME	0- 0	1- 4	1- 4				
1- 6	0- 0	0- 0	AWAY	0- 0	1- 6	1- 6				
0- 0	0- 0	0- 0	NEUTRAL	0- 0	0- 0	0- 0				
1- 11	0- 0	0- 0	CONFERENCE	0- 3	1- 8	1- 2				
1- 5	0- 0	0- 0	HOME	0- 2	1- 3	1- 0				
0- 6	0- 0	0- 0	AWAY	0- 1	0- 5	0- 2				
0- 0	0- 0	0- 0	NEUTRAL	0- 0	0- 0	0- 0				

RPI 1-25				RPI 26-50				RPI 51-100				RPI 101+				Team's RPI: 347
RPI	S	Opponent	Score	RPI	S	Opponent	Score	RPI	S	Opponent	Score	RPI	S	Opponent	Score	
								79	A	Albany (NY)	60 93	148	H	Binghamton	46 76	
								79	H	Albany (NY)	52 61	154	A	Hartford	56 78	
								80	H	Maine	51 69	154	H	Hartford	42 81	
												183	A	New Hampshire	45 66	
												198	A	Stony Brook	50 59	
												198	H	Stony Brook	60 63	
												209	H	Columbia	77 70	
												227	A	Texas Tech	65 93	
												243	H	Holy Cross	56 84	
												258	A	Fairfield	67 78	
												261	H	Morgan St.	59 65	
												267	H	Cornell	53 71	
												274	A	Fairleigh Dickinson	51 60	
												278	A	Colgate	64 84	
												285	H	Massachusetts	63 73	
												290	A	Vermont	55 63	
												290	H	Vermont	65 60	
												329	A	UMBC	54 66	
												332	A	Rhode Island	64 81	
												345	A	Saint Peter's	66 60	
												349	A	Longwood	82 84	

LAST 12 Division I GAMES:																
				290	H	Vermont	65 60	148	H	Binghamton	46 76					
				198	H	Stony Brook	60 63	79	H	Albany (NY)	52 61					
				79	A	Albany (NY)	60 93	183	A	New Hampshire	45 66					
				80	H	Maine	51 69	329	A	UMBC	54 66					
				154	A	Hartford	56 78	154	H	Hartford	42 81					
				198	A	Stony Brook	50 59	290	A	Vermont	55 63					

Non-Div I Games: Fisher 102 47

UMass Lowell

Average RPI Win:	252	WON-LOST	WINNING	LAST 10	STRENGTH OF	OPP. STRENGTH	TEAM	ADJ.	CONF.	ADJ CONF.
Average RPI Loss:	176	RECORD	PCT. RANK	GAMES	SCHEDULE	OF SCHEDULE	RPI	RPI	RPI	RPI
DIV. I ONLY	11- 11	175	8- 2	280	285	228	228	27	27	
DIV. I NON-CONF.	2- 8	290	0- 0	265	192	307	307	28	28	

TOTALS	RPI 1-25	RPI 26-50	W-L RECORDS	RPI 51-100	RPI 101-999	RPI 201+				
11- 11	0- 1	0- 0	OVERALL	1- 1	10- 9	8- 3				
4- 7	0- 0	0- 0	HOME	1- 1	3- 6	3- 1				
7- 4	0- 1	0- 0	AWAY	0- 0	7- 3	5- 2				
0- 0	0- 0	0- 0	NEUTRAL	0- 0	0- 0	0- 0				
2- 8	0- 1	0- 0	NON-CONFERENCE	0- 1	2- 6	2- 2				
1- 4	0- 0	0- 0	HOME	0- 1	1- 3	1- 0				
1- 4	0- 1	0- 0	AWAY	0- 0	1- 3	1- 2				
0- 0	0- 0	0- 0	NEUTRAL	0- 0	0- 0	0- 0				
9- 3	0- 0	0- 0	CONFERENCE	1- 0	8- 3	6- 1				
3- 3	0- 0	0- 0	HOME	1- 0	2- 3	2- 1				
6- 0	0- 0	0- 0	AWAY	0- 0	6- 0	4- 0				
0- 0	0- 0	0- 0	NEUTRAL	0- 0	0- 0	0- 0				

RPI 1-25				RPI 26-50				RPI 51-100				RPI 101+ Team's RPI: 228			
RPI	S	Opponent	Score	RPI	S	Opponent	Score	RPI	S	Opponent	Score	RPI	S	Opponent	Score
19	A	NC State	55 87					56	H	Mercer	56 67	119	H	Middle Tenn.	57 72
								87	H	Liberty	48 41	156	A	Radford	67 56
												156	H	Radford	48 64
												159	A	Dav idson	50 58
												173	A	Hi gh Point	78 59
												173	H	Hi gh Point	45 58
												186	H	Charlotte	47 51
												188	H	Furman	63 71
												220	A	Gardner-Webb	61 60
												246	A	Campbel l	60 52
												270	H	Presbyter ian	74 76
												272	H	Appal achi an St.	69 60
												283	A	USC Upstate	76 70
												298	A	Wofford	68 70
												305	A	Charleston So.	78 61
												312	A	Western Caro.	52 62
												342	A	Wi nthrop	70 48
												342	H	Wi nthrop	63 51
												349	H	Longwood	82 52
LAST 12 Division I GAMES:															
173	A	Hi gh Point	78 59	342	A	Wi nthrop	70 48								
156	H	Radford	48 64	87	H	Li berty	48 41								
342	H	Wi nthrop	63 51	349	H	Longwood	82 52								
220	A	Gardner-Webb	61 60	156	A	Radford	67 56								
270	H	Presbyter ian	74 76	173	H	Hi gh Point	45 58								
305	A	Charleston So.	78 61	246	A	Campbel l	60 52								

Non-Div I Games: Warren Wilson 100 53

UNC Asheville

Loss,
Non-Conf,
S Site,
H Home
A Away
N Neutral

UNCG				STRENGTH OF SCHEDULE		OPP. STRENGTH OF SCHEDULE		TEAM RPI	ADJ. RPI	CONF. RPI	ADJ CONF. RPI
Average RPI	Win:	256	WON-LOST RECORD	WINNING PCT. RANK	LAST 10 GAMES						
Average RPI	Loss:	154									
DIV. I ONLY	8- 14	252	5- 5	170	234	220	220	17	17		
DIV. I NON-CONF.	3- 8	268	0- 0	201	310	259	259	16	16		

TOTALS	RPI 1-25	RPI 26-50	W-L RECORDS	RPI 51-100	RPI 101-999	RPI 201+					
8- 14	0- 1	0- 1	OVERALL	0- 3	8- 9	6- 4					
4- 4	0- 0	0- 0	HOME	0- 1	4- 3	2- 2					
4- 10	0- 1	0- 1	AWAY	0- 2	4- 6	4- 2					
0- 0	0- 0	0- 0	NEUTRAL	0- 0	0- 0	0- 0					
3- 8	0- 1	0- 1	NON-CONFERENCE	0- 0	3- 6	3- 4					
1- 3	0- 0	0- 0	HOME	0- 0	1- 3	1- 2					
2- 5	0- 1	0- 1	AWAY	0- 0	2- 3	2- 2					
0- 0	0- 0	0- 0	NEUTRAL	0- 0	0- 0	0- 0					
5- 6	0- 0	0- 0	CONFERENCE	0- 3	5- 3	3- 0					
3- 1	0- 0	0- 0	HOME	0- 1	3- 0	1- 0					
2- 5	0- 0	0- 0	AWAY	0- 2	2- 3	2- 0					
0- 0	0- 0	0- 0	NEUTRAL	0- 0	0- 0	0- 0					

RPI 1-25				RPI 26-50				RPI 51-100				RPI 101+ Team's RPI: 220			
RPI	S	Opponent	Score	RPI	S	Opponent	Score	RPI	S	Opponent	Score	RPI	S	Opponent	Score
16	A	Duke	54 85	28	A	Virginia	50 68	56	A	Mercer	57 80	122	A	ETSU	52 60
								100	A	Chattanooga	42 49	122	H	ETSU	65 61
								100	H	Chattanooga	57 73	156	A	Radford	53 56
												161	A	Samford	48 56
												173	H	High Point	72 81
												188	A	Furman	54 55
												188	H	Furman	76 74
												204	A	Norfolk St.	63 64
												246	H	Campbell	61 72
												270	A	Presbyterian	64 57
												275	A	Coastal Caro.	60 54
												288	H	VCU	74 61
												295	H	Murray St.	52 63
												298	A	Wofford	81 75
												298	H	Wofford	66 51
												304	A	Eastern Ky.	59 70
												312	A	Western Caro.	88 67

LAST 12 Division I GAMES:															
298	A	Wofford	81 75	56	A	Mercer	57 80	298	H	Furman	76 74	122	A	ETSU	52 60
188	A	Furman	54 55	188	H	Furman	76 74	100	A	Chattanooga	42 49	161	A	Samford	48 56
100	H	Chattanooga	57 73	298	H	Wofford	66 51	173	H	High Point	72 81				
122	H	ETSU	65 61	122	A	ETSU	52 60								
312	A	Western Caro.	88 67	100	A	Chattanooga	42 49								
161	A	Samford	48 56	173	H	High Point	72 81								

Non-Div I Games: Greensboro 82 34 Tusculum 69 71 Lees-McRae 78 62 Southern Wesleyan 96 35 UNCG

Loss, Non-Conf, S Site, H Home A Away N Neutral

Average RPI Win:	282	WON-LOST	WINNING	LAST 10	STRENGTH OF	OPP. STRENGTH	TEAM	ADJ.	CONF.	ADJ CONF.
Average RPI Loss:	150	RECORD	PCT. RANK	GAMES	SCHEDULE	OF SCHEDULE	RPI	RPI	RPI	RPI
DIV. I ONLY	6- 16	291	1- 9	212	199	282	282	10	10	
DIV. I NON-CONF.	5- 4	146	0- 0	329	288	232	232	12	12	

TOTALS	RPI 1-25	RPI 26-50	W-L RECORDS	RPI 51-100	RPI 101-999	RPI 201+				
6- 16	0- 0	0- 0	OVERALL	0- 4	6- 12	6- 4				
4- 7	0- 0	0- 0	HOME	0- 2	4- 5	4- 2				
2- 9	0- 0	0- 0	AWAY	0- 2	2- 7	2- 2				
0- 0	0- 0	0- 0	NEUTRAL	0- 0	0- 0	0- 0				
5- 4	0- 0	0- 0	NON-CONFERENCE	0- 0	5- 4	5- 1				
4- 0	0- 0	0- 0	HOME	0- 0	4- 0	4- 0				
1- 4	0- 0	0- 0	AWAY	0- 0	1- 4	1- 1				
0- 0	0- 0	0- 0	NEUTRAL	0- 0	0- 0	0- 0				
1- 12	0- 0	0- 0	CONFERENCE	0- 4	1- 8	1- 3				
0- 7	0- 0	0- 0	HOME	0- 2	0- 5	0- 2				
1- 5	0- 0	0- 0	AWAY	0- 2	1- 3	1- 1				
0- 0	0- 0	0- 0	NEUTRAL	0- 0	0- 0	0- 0				

U
N
C
WU
N
C
W

RPI 1-25				RPI 26-50				RPI 51-100				RPI 101+ Team's RPI: 282					
RPI	S	Opponent	Score	RPI	S	Opponent	Score	RPI	S	Opponent	Score	RPI	S	Opponent	Score		
								60	A	El on	67	75	104	A	North Carolina	60	86
								62	A	Drexel	42	68	118	A	Del aware	62	80
								62	H	Drexel	40	58	118	H	Del aware	49	82
								75	H	James Madi son	48	63	134	H	William & Mary	53	66
													137	A	Northeastern	39	56
													137	H	Northeastern	47	54
													167	A	Pi ttsburgh	55	74
													188	A	Furman	71	76
													207	H	East Carolina	66	62
													242	A	Hofstra	59	55
													242	H	Hofstra	61	69
													254	H	Col . of Charleston	63	72
													260	A	Towson	71	72
													275	A	Coastal Caro.	41	57
													288	H	VCU	83	67
													298	A	Wofford	65	60
													321	H	Georgi a St.	74	62
													335	H	N. C. Central	89	63
LAST 12 Division I GAMES:																	
				62	H	Drexel	40	58					118	H	Del aware	49	82
				254	H	Col . of Charleston	63	72					62	A	Drexel	42	68
				242	A	Hofstra	59	55					260	A	Towson	71	72
				137	A	Northeastern	39	56					242	H	Hofstra	61	69
				118	A	Del aware	62	80					137	H	Northeastern	47	54
				75	H	James Madi son	48	63					134	H	William & Mary	53	66

Non-Di v I Games: Catawba 74 59 UNC Pembroke 73 64

UNCW

■ Loss,
 ■ Non-Conf,
 S Site,
 ■ Home
 ■ Away
 N Neutral

Average RPI	Win:	229	WON-LOST	WINNING	LAST 10	STRENGTH OF	OPP. STRENGTH	TEAM	ADJ.	CONF.	ADJ CONF.
Average RPI	Loss:	98	RECORD	PCT. RANK	GAMES	SCHEDULE	OF SCHEDULE	RPI	RPI	RPI	RPI
DIV. I ONLY		12- 11		162	7- 3	184	114	144	144	24	24
DIV. I NON-CONF.		3- 7		254	0- 0	35	4	127	127	22	22

TOTALS	RPI 1-25		RPI 26-50		W-L RECORDS	RPI 51-100		RPI 101-999		RPI 201+	
12- 11	0- 1		0- 3		OVERALL	2- 2		10- 5		8- 1	
6- 3	0- 1		0- 0		HOME	0- 1		6- 1		4- 0	
5- 8	0- 0		0- 3		AWAY	1- 1		4- 4		4- 1	
1- 0	0- 0		0- 0		NEUTRAL	1- 0		0- 0		0- 0	
3- 7	0- 1		0- 3		NON-CONFERENCE	2- 1		1- 2		0- 1	
1- 2	0- 1		0- 0		HOME	0- 1		1- 0		0- 0	
1- 5	0- 0		0- 3		AWAY	1- 0		0- 2		0- 1	
1- 0	0- 0		0- 0		NEUTRAL	1- 0		0- 0		0- 0	
9- 4	0- 0		0- 0		CONFERENCE	0- 1		9- 3		8- 0	
5- 1	0- 0		0- 0		HOME	0- 0		5- 1		4- 0	
4- 3	0- 0		0- 0		AWAY	0- 1		4- 2		4- 0	
0- 0	0- 0		0- 0		NEUTRAL	0- 0		0- 0		0- 0	

RPI 1-25				RPI 26-50				RPI 51-100				RPI 101+				Team's RPI: 144
RPI	S	Opponent	Score	RPI	S	Opponent	Score	RPI	S	Opponent	Score	RPI	S	Opponent	Score	
21	H	Iowa	47 71	37	A	Creighton	78 89	69	H	IUPUI	48 54	108	A	Missouri St.	52 62	
				38	A	South Dakota St.	47 57	71	N	Wyoming	55 40	108	H	Missouri St.	52 57	
				40	A	UCF	43 53	84	A	Kansas St.	72 71	120	H	Iowa St.	57 53	
								85	A	Drake	64 81	164	A	Southern Ill.	53 60	
												164	H	Southern Ill.	71 63	
												169	A	North Dakota	72 80	
												239	A	Omaha	74 78	
												247	A	Bradley	51 40	
												255	A	Illinois St.	58 36	
												264	A	Indiana St.	56 46	
												264	H	Indiana St.	59 53	
												281	H	Valparaiso	77 56	
												307	H	Loyola Chicago	70 41	
												348	A	Evansville	85 60	
												348	H	Evansville	65 41	

LAST 12 Division I GAMES:																
348	A	Evansville	85 60	85	A	Drake	64 81									
264	A	Indiana St.	56 46	264	H	Indiana St.	59 53									
164	H	Southern Ill.	71 63	348	H	Evansville	65 41									
108	H	Missouri St.	52 57	108	A	Missouri St.	52 62									
255	A	Illinois St.	58 36	164	A	Southern Ill.	53 60									
247	A	Bradley	51 40	281	H	Valparaiso	77 56									

Non-Div I Games: Wis.-Parkside 92 62

UNI

UNLV				WON-LOST		WINNING		LAST 10		STRENGTH OF		OPP. STRENGTH		TEAM		ADJ.		CONF.		ADJ CONF.	
Average RPI Win: 199				RECORD		PCT. RANK		GAMES		SCHEDULE		OF SCHEDULE		RPI		RPI		RPI		RPI	
DIV. I ONLY				14- 9		113		8- 2		70		118		90		90		16		16	
DIV. I NON-CONF.				5- 6		187		0- 0		8		81		92		92		14		14	
TOTALS				RPI 1-25		RPI 26-50		W-L RECORDS		RPI 51-100		RPI 101-999		RPI 201+							
14- 9				0- 3		1- 2		OVERALL		1- 1		12- 3		7- 1							
9- 4				0- 1		0- 2		HOME		0- 0		9- 1		4- 0							
5- 3				0- 1		1- 0		AWAY		1- 1		3- 1		3- 0							
0- 2				0- 1		0- 0		NEUTRAL		0- 0		0- 1		0- 1							
5- 6				0- 3		1- 2		NON-CONFERENCE		0- 0		4- 1		2- 1							
4- 3				0- 1		0- 2		HOME		0- 0		4- 0		2- 0							
1- 1				0- 1		1- 0		AWAY		0- 0		0- 0		0- 0							
0- 2				0- 1		0- 0		NEUTRAL		0- 0		0- 1		0- 1							
9- 3				0- 0		0- 0		CONFERENCE		1- 1		8- 2		5- 0							
5- 1				0- 0		0- 0		HOME		0- 0		5- 1		2- 0							
4- 2				0- 0		0- 0		AWAY		1- 1		3- 1		3- 0							
0- 0				0- 0		0- 0		NEUTRAL		0- 0		0- 0		0- 0							

RPI 1-25				RPI 26-50				RPI 51-100				RPI 101+			
RPI	S	Opponent	Score	RPI	S	Opponent	Score	RPI	S	Opponent	Score	RPI	S	Opponent	Score
3	H	Mississippi St.	63 103	36	H	Syracuse	55 69	71	A	Wyoming	56 69	115	H	Colorado St.	56 52
14	A	Stanford	33 74	44	H	Minnesota	72 79	86	A	New Mexico	68 66	138	H	Portland St.	88 80
20	N	Buffalo	53 80	49	A	Gonzaga	52 50					145	H	Fresno St.	72 74
												172	H	UC Irvine	73 54
												175	A	Boise St.	60 69
												175	H	Boise St.	77 54
												189	H	Nevada	77 75
												234	N	UC Riverside	88 95
												242	H	Hofstra	68 52
												250	A	San Jose St.	80 53
												250	H	San Jose St.	79 60
												251	A	San Diego St.	75 64
												265	H	Grand Canyon	76 47
												297	A	Utah St.	63 54
												310	H	Air Force	69 57
LAST 12 Division I GAMES:															
				71	A	Wyoming	56 69	115	H	Colorado St.	56 52				
				189	H	Nevada	77 75	86	A	New Mexico	68 66				
				175	H	Boise St.	77 54	310	H	Air Force	69 57				
				250	A	San Jose St.	80 53	297	A	Utah St.	63 54				
				251	A	San Diego St.	75 64	250	H	San Jose St.	79 60				
				145	H	Fresno St.	72 74	175	A	Boise St.	60 69				

Non-Div I Games:

UNLV

Average RPI Win:	291	WON-LOST	WINNING	LAST 10	STRENGTH OF	OPP. STRENGTH	TEAM	ADJ.	CONF.	ADJ CONF.
Average RPI Loss:	168	RECORD	PCT. RANK	GAMES	SCHEDULE	OF SCHEDULE	RPI	RPI	RPI	RPI
DIV. I ONLY	7- 16	274	4- 6	204	307	283	283	22	22	
DIV. I NON-CONF.	2- 10	300	0- 0	210	335	331	331	21	21	

TOTALS	RPI 1-25	RPI 26-50	W-L RECORDS	RPI 51-100	RPI 101-999	RPI 201+				
7- 16	0- 0	0- 3	OVERALL	0- 2	7- 11	6- 8				
5- 7	0- 0	0- 1	HOME	0- 1	5- 5	4- 4				
2- 9	0- 0	0- 2	AWAY	0- 1	2- 6	2- 4				
0- 0	0- 0	0- 0	NEUTRAL	0- 0	0- 0	0- 0				
2- 10	0- 0	0- 1	NON-CONFERENCE	0- 1	2- 8	2- 6				
2- 4	0- 0	0- 0	HOME	0- 0	2- 4	2- 3				
0- 6	0- 0	0- 1	AWAY	0- 1	0- 4	0- 3				
0- 0	0- 0	0- 0	NEUTRAL	0- 0	0- 0	0- 0				
5- 6	0- 0	0- 2	CONFERENCE	0- 1	5- 3	4- 2				
3- 3	0- 0	0- 1	HOME	0- 1	3- 1	2- 1				
2- 3	0- 0	0- 1	AWAY	0- 0	2- 2	2- 1				
0- 0	0- 0	0- 0	NEUTRAL	0- 0	0- 0	0- 0				

RPI 1-25				RPI 26-50				RPI 51-100				RPI 101+ Team's RPI: 283			
RPI	S	Opponent	Score	RPI	S	Opponent	Score	RPI	S	Opponent	Score	RPI	S	Opponent	Score
				41	A	Oklahoma St.	71 108	63	A	Virginia Tech	56 87	134	A	William & Mary	63 83
				45	A	FGCU	60 93	89	H	Jacksonville	45 71	179	A	Stetson	61 62
				45	H	FGCU	44 88					179	H	Stetson	69 64
												188	H	Furman	59 80
												207	A	East Carolina	53 66
												220	A	Gardner-Webb	39 60
												228	H	UNC Asheville	70 76
												229	H	North Florida	61 65
												239	H	Omaha	66 69
												246	A	Campbell	49 69
												262	A	Lipscomb	78 97
												262	H	Lipscomb	80 64
												270	H	Presbyterian	69 83
												301	A	Kennesaw St.	70 64
												301	H	Kennesaw St.	65 61
												316	H	South Carolina St.	63 44
												335	H	N.C. Central	66 61
												343	A	NJIT	95 57
LAST 12 Division I GAMES:															
				179	H	Stetson	69 64	89	H	Jacksonville	45 71				
				45	H	FGCU	44 88	229	H	North Florida	61 65				
				262	H	Lipscomb	80 64	45	A	FGCU	60 93				
				301	A	Kennesaw St.	70 64	179	A	Stetson	61 62				
				262	A	Lipscomb	78 97	343	A	NJIT	95 57				
				301	H	Kennesaw St.	65 61	335	H	N.C. Central	66 61				

Non-Div I Games: Brevard 109 39 Converse 71 51 Bob Jones 79 45

USC Upstate

Average RPI Win: 231

Average RPI Loss: 142

WON-LOST
RECORDWINNING
PCT. RANKLAST 10
GAMESSTRENGTH OF
SCHEDULEOPP. STRENGTH
OF SCHEDULETEAM
RPIADJ.
RPICONF.
RPIADJ CONF.
RPIDIV. I ONLY
DIV. I NON-CONF.14- 10
6- 5124
1536- 4
0- 0274
218176
67177
153177
15323
2323
23

TOTALS

RPI 1-25

RPI 26-50

W-L RECORDS

RPI 51-100

RPI 101-999

RPI 201+

14- 10

0- 0

0- 0

OVERALL

0- 5

14- 5

7- 2

11- 2

0- 0

0- 0

HOME

0- 1

11- 1

4- 0

3- 8

0- 0

0- 0

AWAY

0- 4

3- 4

3- 2

0- 0

0- 0

0- 0

NEUTRAL

0- 0

0- 0

0- 0

6- 5

0- 0

0- 0

NON-CONFERENCE

0- 5

6- 0

2- 0

5- 1

0- 0

0- 0

HOME

0- 1

5- 0

1- 0

1- 4

0- 0

0- 0

AWAY

0- 4

1- 0

1- 0

0- 0

0- 0

0- 0

NEUTRAL

0- 0

0- 0

0- 0

8- 5

0- 0

0- 0

CONFERENCE

0- 0

8- 5

5- 2

6- 1

0- 0

0- 0

HOME

0- 0

6- 1

3- 0

2- 4

0- 0

0- 0

AWAY

0- 0

2- 4

2- 2

0- 0

0- 0

0- 0

NEUTRAL

0- 0

0- 0

0- 0

RPI 1-25

RPI 26-50

RPI 51-100

RPI 101+

Team's RPI: 177

RPI S Opponent Score

RPI S Opponent Score

RPI S Opponent Score

RPI S Opponent Score



61  Houston 58 



67  Georgia Tech 52 


84  Kansas St. 56 


92  Utah 41 


98  Arkansas 57 


114  Little Rock 57 


121  South Ala. 63 



145  Fresno St. 67 54


151  San Francisco 56 54


152  Texas St. 61 59


158  Louisiana 63 61


166  Troy 76 57



187  Arkansas St. 80 


190  Oral Roberts 70 46


191  SMU 58 55


272  Appalachian St. 64 60


272  Appalachian St. 49 48



275  Coastal Caro. 76 


275  Coastal Caro. 65 63

296  UTSA 69 68


314  Incarnate Word 61 48


321  Georgia St. 81 76


323  Ga. Southern 68 



336  La. -Monroe 70 61


LAST 12 Division I GAMES:


152  Texas St. 61 59


275  Coastal Caro. 65 63



272  Appalachian St. 49 48



323  Ga. Southern 68 



321  Georgia St. 81 76


336  La. -Monroe 70 61


158  Louisiana 63 61

187  Arkansas St. 80 

114  Little Rock 57 

121  South Ala. 63 





166  Troy 76 57

272  Appalachian St. 64 60

U
T
A
r
l
i
n
g
t
o
nU
T
A
r
l
i
n
g
t
o
n

Non-Div I Games:

UT Arlington

 Loss,  Non-Conf, S Site,  Home  Away N Neutral

U
T
M
a
r
t
i
n

UT Martin				Through Games Of Feb. 12, 2018							
Average RPI Win:	281	WON-LOST	WINNING	LAST 10	STRENGTH OF	OPP. STRENGTH	TEAM	ADJ.	CONF.	ADJ. CONF.	
Average RPI Loss:	134	RECORD	PCT. RANK	GAMES	SCHEDULE	OF SCHEDULE	RPI	RPI	RPI	RPI	
DIV. I ONLY		12- 12	175	8- 2	214	261	196	196	25	25	
DIV. I NON-CONF.		2- 8	290	0- 0	114	83	266	266	27	27	

TOTALS	RPI 1-25		RPI 26-50		W-L RECORDS		RPI 51-100		RPI 101-999	RPI 201+	
12- 12	0- 1		0- 0		OVERALL		0- 4		12- 7	12- 2	
7- 3	0- 0		0- 0		HOME		0- 1		7- 2	7- 1	
5- 7	0- 1		0- 0		AWAY		0- 2		5- 4	5- 1	
0- 2	0- 0		0- 0		NEUTRAL		0- 1		0- 1	0- 0	
2- 8	0- 1		0- 0		NON-CONFERENCE		0- 3		2- 4	2- 0	
2- 1	0- 0		0- 0		HOME		0- 0		2- 1	2- 0	
0- 5	0- 1		0- 0		AWAY		0- 2		0- 2	0- 0	
0- 2	0- 0		0- 0		NEUTRAL		0- 1		0- 1	0- 0	
10- 4	0- 0		0- 0		CONFERENCE		0- 1		10- 3	10- 2	
5- 2	0- 0		0- 0		HOME		0- 1		5- 1	5- 1	
5- 2	0- 0		0- 0		AWAY		0- 0		5- 2	5- 1	
0- 0	0- 0		0- 0		NEUTRAL		0- 0		0- 0	0- 0	

RPI 1-25				RPI 26-50				RPI 51-100				RPI 101+ Team's RPI: 196			
RPI	S	Opponent	Score	RPI	S	Opponent	Score	RPI	S	Opponent	Score	RPI	S	Opponent	Score
4	A	Louisville	56 91					52	A	Purdue	58 60	139	A	SIUE	70 73
								72	H	Belmont	63 65	164	A	Southern Ill.	72 84
								76	N	Saint Mary's (CA)	58 69	182	N	Eastern Wash.	58 61
								100	A	Chattanooga	82 87	184	H	Northwestern	63 71
												187	A	Arkansas St.	73 84
												210	A	Jacksonville St.	61 57
												215	H	Morehead St.	76 81
												216	H	N.C. A&T	76 63
												225	H	Southeast Mo. St.	72 65
												238	A	Austin Peay	62 69
												238	H	Austin Peay	100 66
												295	A	Murray St.	97 80
												295	H	Murray St.	85 67
												299	A	Tennessee Tech	67 51
												304	A	Eastern Ky.	72 54
												304	H	Eastern Ky.	77 49
												312	H	Western Caro.	62 54
												333	H	Tennessee St.	80 68
												346	A	Eastern Ill.	72 44

LAST 12 Division I GAMES:															
225	H	Southeast Mo. St.	72 65	139	A	SIUE	70 73								
304	A	Eastern Ky.	72 54	346	A	Eastern Ill.	72 44								
295	H	Murray St.	85 67	215	H	Morehead St.	76 81								
238	H	Austin Peay	100 66	304	H	Eastern Ky.	77 49								
299	A	Tennessee Tech	67 51	295	A	Murray St.	97 80								
210	A	Jacksonville St.	61 57	238	A	Austin Peay	62 69								

Non-Div I Games: Rhodes 90 49 Ala.-Huntsville 104 73

UT Martin

U
T
M
a
r
t
i
n

U
T
E
P

U
T
E
P

UTEP

Average RPI Win: 295	WON-LOST RECORD	WINNING PCT. RANK	LAST 10 GAMES	STRENGTH OF SCHEDULE	OPP. STRENGTH OF SCHEDULE	TEAM RPI	ADJ. RPI	CONF. RPI	ADJ CONF. RPI
Average RPI Loss: 215									
DIV. I ONLY	8- 13	245	1- 9	334	339	318	318	31	31
DIV. I NON-CONF.	7- 5	132	1- 2	317	305	231	231	31	31

TOTALS	RPI 1-25	RPI 26-50	W-L RECORDS	RPI 51-100	RPI 101-999	RPI 201+			
8- 13	0- 0	0- 2	OVERALL	0- 0	8- 11	8- 10			
7- 5	0- 0	0- 1	HOME	0- 0	7- 4	7- 4			
1- 8	0- 0	0- 1	AWAY	0- 0	1- 7	1- 6			
0- 0	0- 0	0- 0	NEUTRAL	0- 0	0- 0	0- 0			
7- 5	0- 0	0- 2	NON-CONFERENCE	0- 0	7- 3	7- 2			
6- 1	0- 0	0- 1	HOME	0- 0	6- 0	6- 0			
1- 4	0- 0	0- 1	AWAY	0- 0	1- 3	1- 2			
0- 0	0- 0	0- 0	NEUTRAL	0- 0	0- 0	0- 0			
1- 8	0- 0	0- 0	CONFERENCE	0- 0	1- 8	1- 8			
1- 4	0- 0	0- 0	HOME	0- 0	1- 4	1- 4			
0- 4	0- 0	0- 0	AWAY	0- 0	0- 4	0- 4			
0- 0	0- 0	0- 0	NEUTRAL	0- 0	0- 0	0- 0			

UTRGV

UTRGV

RPI	S	Opponent	Score	RPI	S	Opponent	Score	RPI	S	Opponent	Score	RPI	S	Opponent	Score
41	A	Oklahoma St.	38 80	50	H	Southern California	64 71					185	A	Wisconsin	54 82
												218	A	Seattle U	56 64
												224	A	CSU Bakersfield	30 71
												224	H	CSU Bakersfield	64 67
												227	A	Texas Tech	64 80
												241	H	New Mexico St.	77 79
												257	A	A&M-Corpus Christi	41 71
												257	H	A&M-Corpus Christi	56 53
												263	H	Prairie View	78 62
												265	A	Grand Canyon	58 59
												265	H	Grand Canyon	59 65
												268	H	UMKC	52 54
												284	A	North Dakota St.	82 79
												285	H	Massachusetts	67 59
												289	H	Canisius	63 46
												296	H	UTSA	70 58
												328	A	Utah Valley	60 69
												338	H	Chicago St.	81 44
												344	H	Florida A&M	51 38
LAST 12 Division I GAMES:															
224	A	CSU Bakersfield	30 71	265	H	Grand Canyon	59 65	224	H	CSU Bakersfield	64 67				
265	A	Grand Canyon	58 59	268	H	UMKC	52 54	50	H	Southern California	64 71				
241	H	New Mexico St.	77 79	50	H	Canisius	63 46	289	H	Canisius	63 46				
338	H	Chicago St.	81 44	227	A	Texas Tech	64 80								
218	A	Seattle U	56 64												
328	A	Utah Valley	60 69												

Non-Div I Games: Texas Lutheran 78 43 Concordia (TX) 67 49 Trinity (TX) 62 57

UTRGV

Loss, Non-Conf, S Site, H Home A Away N Neutral

Average RPI Win:	295	WON-LOST	WINNING	LAST 10	STRENGTH OF	OPP. STRENGTH	TEAM	ADJ.	CONF.	ADJ CONF.
Average RPI Loss:	163	RECORD	PCT. RANK	GAMES	SCHEDULE	OF SCHEDULE	RPI	RPI	RPI	RPI
DIV. I ONLY	4- 18	312	3- 7	185	219	296	296	18	18	
DIV. I NON-CONF.	1- 9	318	0- 0	220	244	320	320	20	20	

TOTALS	RPI 1-25	RPI 26-50	W-L RECORDS	RPI 51-100	RPI 101-999	RPI 201+				
4- 18	0- 1	0- 2	OVERALL	0- 1	4- 14	4- 5				
2- 6	0- 0	0- 0	HOME	0- 0	2- 6	2- 1				
1- 12	0- 1	0- 2	AWAY	0- 1	1- 8	1- 4				
1- 0	0- 0	0- 0	NEUTRAL	0- 0	1- 0	1- 0				
1- 9	0- 1	0- 1	NON-CONFERENCE	0- 0	1- 7	1- 3				
0- 3	0- 0	0- 0	HOME	0- 0	0- 3	0- 0				
0- 6	0- 1	0- 1	AWAY	0- 0	0- 4	0- 3				
1- 0	0- 0	0- 0	NEUTRAL	0- 0	1- 0	1- 0				
3- 9	0- 0	0- 1	CONFERENCE	0- 1	3- 7	3- 2				
2- 3	0- 0	0- 0	HOME	0- 0	2- 3	2- 1				
1- 6	0- 0	0- 1	AWAY	0- 1	1- 4	1- 1				
0- 0	0- 0	0- 0	NEUTRAL	0- 0	0- 0	0- 0				

RPI 1-25				RPI 26-50				RPI 51-100				RPI 101+				Team's RPI: 296
RPI	S	Opponent	Score	RPI	S	Opponent	Score	RPI	S	Opponent	Score	RPI	S	Opponent	Score	
9	A	Texas	70 120	33	A	Arizona St.	42 74	95	A	Rice	52 83	119	H	Middle Tenn.	47 62	
				48	A	Western Ky.	38 73					124	H	Northern Ill.	55 69	
												136	H	UTEP	53 66	
												152	A	Texas St.	38 91	
												157	A	Louisiana Tech	55 63	
												169	H	North Dakota	47 60	
												177	H	UT Arlington	68 69	
												186	A	Charlotte	75 88	
												194	A	Southern Miss.	60 83	
												202	A	San Diego	69 78	
												212	H	Fla. Atlantic	65 99	
												222	H	North Texas	70 58	
												286	A	Old Dominion	63 69	
												286	H	Old Dominion	64 56	
												313	A	Cal St. Fullerton	46 55	
												318	A	UTRGV	58 70	
												334	A	Marshall	72 59	
												337	N	Mississippi Val.	68 55	

LAST 12 Division I GAMES:																
186	A	Charlotte	75 88	286	A	Old Dominion	63 69									
334	A	Marshall	72 59	48	A	Western Ky.	38 73									
136	H	UTEP	53 66	286	H	Old Dominion	64 56									
222	H	North Texas	70 58	119	H	Middle Tenn.	47 62									
194	A	Southern Miss.	60 83	95	A	Rice	52 83									
212	H	Fla. Atlantic	65 99	157	A	Louisiana Tech	55 63									

Non-Div I Games: Sul Ross St. 97 47 Tex. A&M-Commerce 60 69

UTSA

Loss, Non-Conf, S Site, H Home A Away N Neutral

Average RPI Win: 178

Average RPI Loss: 173

WON-LOST
RECORDWINNING
PCT. RANKLAST 10
GAMESSTRENGTH OF
SCHEDULEOPP. STRENGTH
OF SCHEDULETEAM
RPIADJ.
RPICONF.
RPIADJ CONF.
RPIDIV. I ONLY
DIV. I NON-CONF.4- 19
1- 9317
3182- 8
0- 0162
222208
331297
325297
32516
1416
14

TOTALS

RPI 1-25

RPI 26-50

W-L RECORDS

RPI 51-100

RPI 101-999

RPI 201+

4- 19

0- 0

0- 1

OVERALL

0- 5

4- 13

1- 6

3- 6

0- 0

0- 0

HOME

0- 3

3- 3

1- 1

1- 11

0- 0

0- 0

AWAY

0- 2

1- 9

0- 4

0- 2

0- 0

0- 1

NEUTRAL

0- 0

0- 1

0- 1

1- 9

0- 0

0- 1

NON-CONFERENCE

0- 1

1- 7

0- 4

0- 3

0- 0

0- 0

HOME

0- 1

0- 2

0- 1

1- 4

0- 0

0- 0

AWAY

0- 0

1- 4

0- 2

0- 2

0- 0

0- 1

NEUTRAL

0- 0

0- 1

0- 1

3- 10

0- 0

0- 0

CONFERENCE

0- 4

3- 6

1- 2

3- 3

0- 0

0- 0

HOME

0- 2

3- 1

1- 0

0- 7

0- 0

0- 0

AWAY

0- 2

0- 5

0- 2

0- 0

0- 0

0- 0

NEUTRAL

0- 0

0- 0

0- 0

RPI 1-25

RPI 26-50

RPI 51-100

RPI 101+

Team's RPI: 297

RPI S Opponent Score

RPI S Opponent Score

RPI S Opponent Score

RPI S Opponent Score

46 N Oregon St. 55 94

71 A Wyoming 44 61

115 A Colorado St. 45 56

71 H Wyoming 46 64

126 A BYU 76 69

86 A New Mexico 47 80

143 A Idaho St. 44 64

90 H UNLV 54 63

145 A Fresno St. 56 57

92 H Utah 44 79

145 H Fresno St. 60 52

172 A UC Irvine 84 87

175 A Boise St. 60 68

175 H Boise St. 42 64

180 H Denver 72 74

189 H Nevada 79 57

233 N Montana St. 52 64

250 A San Jose St. 66 79

251 H San Diego St. 62 58

277 H Arizona 49 65

310 A Air Force 50 57

324 A Southern Utah 67 70

328 A Utah Valley 43 61

LAST 12 Division I GAMES:

175 A Boise St. 60 68

175 H Boise St. 42 64

71 H Wyoming 46 64

189 H Nevada 79 57

86 A New Mexico 47 80

115 A Colorado St. 45 56

145 H Fresno St. 60 52

90 H UNLV 54 63

310 A Air Force 50 57

145 A Fresno St. 56 57

71 A Wyoming 44 61

251 H San Diego St. 62 58

Non-Div I Games:

Dixie St.

92 72

Utah St.

Average RPI Win:	285	WON-LOST	WINNING	LAST 10	STRENGTH OF	OPP. STRENGTH	TEAM	ADJ.	CONF.	ADJ CONF.
Average RPI Loss:	212	RECORD	PCT. RANK	GAMES	SCHEDULE	OF SCHEDULE	RPI	RPI	RPI	RPI
DIV. I ONLY	8- 14	252	4- 6	345	289	328	328	31	31	
DIV. I NON-CONF.	4- 9	249	0- 2	319	276	329	329	31	31	

TOTALS	RPI 1-25	RPI 26-50	W-L RECORDS	RPI 51-100	RPI 101-999	RPI 201+				
8- 14	0- 0	0- 1	OVERALL	0- 0	8- 13	7- 8				
6- 5	0- 0	0- 0	HOME	0- 0	6- 5	5- 4				
2- 9	0- 0	0- 0	AWAY	0- 0	2- 1	2- 1				
0- 0	0- 0	0- 0	NEUTRAL	0- 0	0- 0	0- 0				
4- 9	0- 0	0- 1	NON-CONFERENCE	0- 0	4- 8	3- 3				
4- 2	0- 0	0- 0	HOME	0- 0	4- 2	3- 1				
0- 7	0- 0	0- 1	AWAY	0- 0	0- 6	0- 2				
0- 0	0- 0	0- 0	NEUTRAL	0- 0	0- 0	0- 0				
4- 5	0- 0	0- 0	CONFERENCE	0- 0	4- 5	4- 5				
2- 3	0- 0	0- 0	HOME	0- 0	2- 3	2- 3				
2- 2	0- 0	0- 0	AWAY	0- 0	2- 2	2- 2				
0- 0	0- 0	0- 0	NEUTRAL	0- 0	0- 0	0- 0				

RPI 1-25				RPI 26-50				RPI 51-100				RPI 101+ Team's RPI: 328			
RPI	S	Opponent	Score	RPI	S	Opponent	Score	RPI	S	Opponent	Score	RPI	S	Opponent	Score
				46	A	Oregon St.	41 98					126	A	BYU	54 75
												143	H	Idaho St.	58 70
												147	A	Weber St.	57 75
												155	H	Cal Poly	89 70
												180	A	Denver	53 72
												182	A	Eastern Wash.	41 61
												218	H	Seattle U	75 77
												224	A	CSU Bakersfield	58 63
												230	A	Pepperdine	44 71
												241	H	New Mexico St.	72 82
												265	A	Grand Canyon	61 81
												268	A	UMKC	66 59
												268	H	UMKC	68 65
												297	H	Utah St.	61 43
												308	A	Portland	64 71
												310	H	Air Force	59 56
												313	H	Cal St. Fullerton	36 73
												318	H	UTRGV	69 60
												324	H	Southern Utah	69 61
												338	A	Chicago St.	68 30
												338	H	Chicago St.	74 84

LAST 12 Division I GAMES:															
				268	H	UMKC	68 65	338	A	Chicago St.	68 30				
				338	H	Chicago St.	74 84	268	A	UMKC	66 59				
				218	H	Seattle U	75 77	224	A	CSU Bakersfield	58 63				
				265	A	Grand Canyon	61 81	180	A	Denver	53 72				
				241	H	New Mexico St.	72 82	313	H	Cal St. Fullerton	36 73				
				318	H	UTRGV	69 60	155	H	Cal Poly	89 70				

Non-Div I Games: Dixie St. 72 63 Antelope Valley 78 54

Utah Valley

Loss, Non-Conf, S Site, H Home A Away N Neutral

Average RPI Win:	278	WON-LOST	WINNING	LAST 10	STRENGTH OF	OPP. STRENGTH	TEAM	ADJ.	CONF.	ADJ CONF.
Average RPI Loss:	151	RECORD	PCT. RANK	GAMES	SCHEDULE	OF SCHEDULE	RPI	RPI	RPI	RPI
DIV. I ONLY	6- 18	294	3- 7	198	195	288	288	12	12	
DIV. I NON-CONF.	3- 9	280	0- 0	261	287	304	304	10	10	

TOTALS	RPI 1-25	RPI 26-50	W-L RECORDS	RPI 51-100	RPI 101-999	RPI 201+				
6- 18	0- 0	0- 2	OVERALL	0- 6	6- 10	5- 6				
4- 6	0- 0	0- 0	HOME	0- 3	4- 3	3- 1				
1- 10	0- 0	0- 0	AWAY	0- 0	1- 0	1- 0				
1- 2	0- 0	0- 0	NEUTRAL	0- 2	1- 0	1- 0				
3- 9	0- 0	0- 1	NON-CONFERENCE	0- 2	3- 6	3- 4				
2- 2	0- 0	0- 0	HOME	0- 0	2- 2	2- 1				
0- 5	0- 0	0- 1	AWAY	0- 0	0- 4	0- 3				
1- 2	0- 0	0- 0	NEUTRAL	0- 2	1- 0	1- 0				
3- 9	0- 0	0- 1	CONFERENCE	0- 4	3- 4	2- 2				
2- 4	0- 0	0- 0	HOME	0- 3	2- 1	1- 0				
1- 5	0- 0	0- 1	AWAY	0- 1	1- 3	1- 2				
0- 0	0- 0	0- 0	NEUTRAL	0- 0	0- 0	0- 0				

RPI 1-25				RPI 26-50				RPI 51-100				RPI 101+				Team's RPI: 288	
RPI	S	Opponent	Score	RPI	S	Opponent	Score	RPI	S	Opponent	Score	RPI	S	Opponent	Score		
39	A	Dayton	64 74					56	N	Mercer	54 70	133	H	Georgetown	59 71		
44	A	Minnesota	63 108					68	A	Duquesne	71 80	156	A	Radford	62 79		
								68	H	Duquesne	51 70	162	A	Saint Joseph's	41 79		
								70	H	Fordham	54 64	162	H	Saint Joseph's	56 54		
								74	N	Penn	52 82	200	H	Richmond	68 77		
								93	H	George Washington	39 61	204	H	Norfolk St.	52 66		
												220	A	UNCG	61 74		
												237	A	La Salle	57 62		
												256	H	St. Bonaventure	77 75		
												282	A	UNCW	67 83		
												285	A	Massachusetts	75 79		
												286	H	Old Dominion	68 39		
												306	H	Coppin St.	62 47		
												321	A	Georgia St.	56 61		
												325	N	Long Beach St.	69 59		
												332	A	Rhode Island	61 49		
LAST 12 Division I GAMES:																	
256	H	St. Bonaventure	77 75	285	A	Massachusetts	75 79										
68	A	Duquesne	71 80	70	H	Fordham	54 64										
39	A	Dayton	64 74	332	A	Rhode Island	61 49										
162	H	Saint Joseph's	56 54	68	H	Duquesne	51 70										
200	H	Richmond	68 77	93	H	George Washington	39 61										
237	A	La Salle	57 62	162	A	Saint Joseph's	41 79										

Non-Div I Games:

VCU

Average RPI Win: 315		WON-LOST RECORD	WINNING PCT. RANK	LAST 10 GAMES	STRENGTH OF SCHEDULE	OPP. STRENGTH OF SCHEDULE	TEAM RPI	ADJ. RPI	CONF. RPI	ADJ. CONF. RPI
Average RPI Loss: 162										
DIV. I ONLY		9- 12	216	4- 6	342	262	281	281	24	24
DIV. I NON-CONF.		5- 4	146	0- 0	340	267	237	237	22	22
TOTALS		RPI 1-25	RPI 26-50	W-L RECORDS	RPI 51-100	RPI 101-999	RPI 201+			
9- 12	0- 0		0- 0	OVERALL	0- 4	9- 8	9- 5			
6- 2	0- 0		0- 0	HOME	0- 0	6- 2	6- 2			
3- 10	0- 0		0- 0	AWAY	0- 0	3- 0	3- 0			
0- 0	0- 0		0- 0	NEUTRAL	0- 0	0- 0	0- 0			
5- 4	0- 0		0- 0	NON-CONFERENCE	0- 3	5- 1	5- 1			
3- 0	0- 0		0- 0	HOME	0- 0	3- 0	3- 0			
2- 4	0- 0		0- 0	AWAY	0- 3	2- 1	2- 1			
0- 0	0- 0		0- 0	NEUTRAL	0- 0	0- 0	0- 0			
4- 8	0- 0		0- 0	CONFERENCE	0- 1	4- 7	4- 4			
3- 2	0- 0		0- 0	HOME	0- 0	3- 2	3- 2			
1- 6	0- 0		0- 0	AWAY	0- 1	1- 5	1- 2			
0- 0	0- 0		0- 0	NEUTRAL	0- 0	0- 0	0- 0			

RPI 1-25				RPI 26-50				RPI 51-100				RPI 101+				Team's RPI: 281	
RPI	S	Opponent	Score	RPI	S	Opponent	Score	RPI	S	Opponent	Score	RPI	S	Opponent	Score		
								52	A	Purdue	49	95	108	A	Missouri St.	60	83
								85	A	Drake	50	86	144	A	UNI	56	77
								87	A	Liberty	40	61	164	A	Southern Ill.	63	74
								91	A	Miami (OH)	68	77	205	A	Bowling Green	77	90
													247	A	Bradley	58	69
													247	H	Bradley	69	88
													255	A	Illinois St.	55	63
													255	H	Illinois St.	56	50
													264	H	Indiana St.	54	67
													265	H	Grand Canyon	80	75
													307	A	Loyola Chicago	63	53
													307	H	Loyola Chicago	76	60
													320	H	Fort Wayne	68	50
													338	H	Chicago St.	71	60
													346	A	Eastern Ill.	76	67
													348	H	Evansville	101	59
													349	A	Longwood	81	68
LAST 12 Division I GAMES:																	
				307	A	Loyola Chicago	63	53	108	A	Missouri St.	60	83				
				255	A	Illinois St.	55	63	307	H	Loyola Chicago	76	60				
				247	A	Bradley	58	69	247	H	Bradley	69	88				
				264	H	Indiana St.	54	67	255	H	Illinois St.	56	50				
				348	H	Evansville	101	59	144	A	UNI	56	77				
				164	A	Southern Ill.	63	74	85	A	Drake	50	86				

Non-Div I Games:	Ind. -Northwest	99	59	Ind. -Kokomo	81	47
------------------	-----------------	----	----	--------------	----	----

Val parai so

■ Loss, ■ Non-Conf, S Site, H Home A Away N Neutral

Average RPI Win: 134	WON-LOST RECORD	WINNING PCT. RANK	LAST 10 GAMES	STRENGTH OF SCHEDULE	OPP. STRENGTH OF SCHEDULE	TEAM RPI	ADJ. RPI	CONF. RPI	ADJ. CONF. RPI
Average RPI Loss: 56									
DIV. I ONLY	6- 20	303	2- 8	6	13	130	130	2	2
DIV. I NON-CONF.	4- 10	267	0- 0	25	21	148	148	2	2

TOTALS	RPI 1-25	RPI 26-50	W-L RECORDS	RPI 51-100	RPI 101-999	RPI 201+			
6- 20	0- 10	0- 3	OVERALL	2- 3	4- 4	1- 0			
3- 10	0- 6	0- 1	HOME	1- 1	2- 2	1- 0			
3- 8	0- 4	0- 1	AWAY	1- 2	2- 1	0- 0			
0- 2	0- 0	0- 1	NEUTRAL	0- 0	0- 1	0- 0			
4- 10	0- 2	0- 3	NON-CONFERENCE	1- 1	3- 4	1- 0			
2- 5	0- 1	0- 1	HOME	0- 1	2- 2	1- 0			
2- 3	0- 1	0- 1	AWAY	1- 0	1- 1	0- 0			
0- 2	0- 0	0- 1	NEUTRAL	0- 0	0- 1	0- 0			
2- 10	0- 8	0- 0	CONFERENCE	1- 2	1- 0	0- 0			
1- 5	0- 5	0- 0	HOME	1- 0	0- 0	0- 0			
1- 5	0- 3	0- 0	AWAY	0- 2	1- 0	0- 0			
0- 0	0- 0	0- 0	NEUTRAL	0- 0	0- 0	0- 0			

RPI 1-25				RPI 26-50				RPI 51-100				RPI 101+ Team's RPI: 130			
RPI	S	Opponent	Score	RPI	S	Opponent	Score	RPI	S	Opponent	Score	RPI	S	Opponent	Score
4	A	Louisville	57 79	29	A	Central Mich.	75 92	72	H	Belmont	74 111	102	A	Tulane	59 71
7	A	Tennessee	73 86	36	N	Syracuse	78 84	93	A	George Washington	69 59	103	A	Saint Louis	74 69
7	H	Tennessee	64 74	42	H	Ball St.	79 88	94	A	Alabama	75 77	119	H	Middle Tenn.	54 65
15	H	Missouri	70 81					96	A	Auburn	60 63	120	H	Iowa St.	77 74
17	H	Texas A&M	67 91					97	H	Kentucky	70 55	131	A	Ole Miss	75 72
18	H	South Carolina	82 95									185	N	Wisconsin	71 73
19	H	NC State	72 83									193	H	Memphis	60 71
22	A	Georgia	55 67									262	H	Lipscomb	92 82
22	H	Georgia	52 81												
25	A	LSU	65 85												
LAST 12 Division I GAMES:															
96	A	Auburn	60 63	18	H	South Carolina	82 95								
22	A	Georgia	55 67	97	H	Kentucky	70 55								
7	H	Tennessee	64 74	15	H	Missouri	70 81								
131	A	Ole Miss	75 72	7	A	Tennessee	73 86								
17	H	Texas A&M	67 91	22	H	Georgia	52 81								
94	A	Alabama	75 77	25	A	LSU	65 85								

Non-Div I Games:

Vanderbilt

Average RPI Win: 233	WON-LOST RECORD	WINNING PCT. RANK	LAST 10 GAMES	STRENGTH OF SCHEDULE	OPP. STRENGTH OF SCHEDULE	TEAM RPI	ADJ. RPI	CONF. RPI	ADJ CONF. RPI
Average RPI Loss: 178									
DIV. I ONLY	7- 17	279	3- 7	238	221	290	290	20	20
DIV. I NON-CONF.	2- 10	300	0- 0	248	156	333	333	24	24

TOTALS	RPI 1-25	RPI 26-50	W-L RECORDS	RPI 51-100	RPI 101-999	RPI 201+			
7- 17	0- 0	0- 1	OVERALL	1- 4	6- 12	4- 6			
5- 8	0- 0	0- 0	HOME	1- 2	4- 6	3- 2			
2- 9	0- 0	0- 0	AWAY	0- 0	2- 0	1- 0			
0- 0	0- 0	0- 0	NEUTRAL	0- 0	0- 0	0- 0			
2- 10	0- 0	0- 1	NON-CONFERENCE	0- 2	2- 7	2- 4			
2- 5	0- 0	0- 0	HOME	0- 2	2- 3	2- 1			
0- 5	0- 0	0- 1	AWAY	0- 0	0- 4	0- 3			
0- 0	0- 0	0- 0	NEUTRAL	0- 0	0- 0	0- 0			
5- 7	0- 0	0- 0	CONFERENCE	1- 2	4- 5	2- 2			
3- 3	0- 0	0- 0	HOME	1- 0	2- 3	1- 1			
2- 4	0- 0	0- 0	AWAY	0- 2	2- 2	1- 1			
0- 0	0- 0	0- 0	NEUTRAL	0- 0	0- 0	0- 0			

RPI S Opponent	Score	RPI S Opponent	Score	RPI S Opponent	Score	RPI S Opponent	Score
		47 A Miami (FL)	49 73	59 H American	62 64	116 A Dartmouth	56 66
				75 H James Madison	56 68	137 H Northeastern	66 71
				79 A Albany (NY)	55 67	148 H Binghamton	48 62
				79 H Albany (NY)	62 57	154 H Hartford	53 47
				80 A Maine	55 64	183 A New Hampshire	58 53
						183 H New Hampshire	49 52
						198 A Stony Brook	57 80
						199 H Boston U.	41 57
						209 H Columbia	66 73
						243 A Holy Cross	53 64
						248 H Howard	88 65
						273 A Rider	49 64
						291 H Central Conn. St.	62 48
						303 A FIU	70 80
						329 A UMBC	72 58
						329 H UMBC	51 52
						347 A UMass Lowell	60 65
						347 H UMass Lowell	63 55
LAST 12 Division I GAMES:							
347 A UMass Lowell	60 65	154 H Hartford	53 47				
79 H Albany (NY)	62 57	183 H New Hampshire	49 52				
183 A New Hampshire	58 53	80 A Maine	55 64				
329 H UMBC	51 52	198 A Stony Brook	57 80				
148 H Binghamton	48 62	329 A UMBC	72 58				
79 A Albany (NY)	55 67	347 H UMass Lowell	63 55				

Non-Div I Games: Norwich 75 31

Vermont

Average RPI Win:	130	WON-LOST	WINNING	LAST 10	STRENGTH OF	OPP. STRENGTH	TEAM	ADJ.	CONF.	ADJ CONF.
Average RPI Loss:	61	RECORD	PCT. RANK	GAMES	SCHEDULE	OF SCHEDULE	RPI	RPI	RPI	RPI
DIV. I ONLY	20- 5	29	7- 3	50	62	23	23	6	6	
DIV. I NON-CONF.	10- 1	15	0- 1	19	114	8	8	6	6	

TOTALS	RPI 1-25	RPI 26-50	W-L RECORDS	RPI 51-100	RPI 101-999	RPI 201+				
20- 5	2- 0	1- 2	OVERALL	3- 2	14- 1	4- 0				
7- 3	2- 0	0- 1	HOME	1- 1	4- 1	1- 0				
10- 2	0- 0	1- 1	AWAY	0- 1	9- 0	3- 0				
3- 0	0- 0	0- 0	NEUTRAL	2- 0	1- 0	0- 0				
10- 1	1- 0	1- 0	NON-CONFERENCE	2- 1	6- 0	2- 0				
2- 1	1- 0	0- 0	HOME	0- 1	1- 0	0- 0				
5- 0	0- 0	1- 0	AWAY	0- 0	4- 0	2- 0				
3- 0	0- 0	0- 0	NEUTRAL	2- 0	1- 0	0- 0				
10- 4	1- 0	0- 2	CONFERENCE	1- 1	8- 1	2- 0				
5- 2	1- 0	0- 1	HOME	1- 0	3- 1	1- 0				
5- 2	0- 0	0- 1	AWAY	0- 1	5- 0	1- 0				
0- 0	0- 0	0- 0	NEUTRAL	0- 0	0- 0	0- 0				

RPI	S	Opponent	Score	RPI	S	Opponent	Score	RPI	S	Opponent	Score	RPI	S	Opponent	Score
16	H	Duke	64 55	32	H	Marquette	57 67	53	A	St. John's (NY)	64 70	101	A	Seton Hall	67 59
24	H	DePaul	84 58	34	A	Princeton	62 59	53	H	St. John's (NY)	69 52	101	H	Seton Hall	59 53
				37	A	Creighton	54 69	59	N	American	65 60	107	A	Butler	69 67
								74	H	Penn	77 79	107	H	Butler	53 76
								75	N	James Madison	60 57	133	A	Georgetown	60 58
												133	H	Georgetown	68 67
												154	A	Hartford	71 53
												160	N	Lehigh	62 42
												162	H	Saint Joseph's	79 44
												178	A	Temple	69 65
												192	A	Providence	63 55
												213	A	Xavier	89 50
												213	H	Xavier	75 57
												237	A	La Salle	76 49
												258	A	Fairfield	73 44
LAST 12 Division I GAMES:															
101	H	Seton Hall	59 53	24	H	DePaul	84 58	53	H	Penn	77 79	101	A	Seton Hall	67 59
53	H	St. John's (NY)	69 52	74	H	Penn	77 79	53	A	St. John's (NY)	64 70	133	A	Georgetown	60 58
133	H	Georgetown	68 67					101	A	Seton Hall	67 59	213	A	Xavier	89 50
107	A	Butler	69 67					213	H	Xavier	75 57				
213	A	Xavier	89 50												
32	H	Marquette	57 67												

Non-Div I Games:

Villanova

Average RPI Win:	128	WON-LOST	WINNING	LAST 10	STRENGTH OF	OPP. STRENGTH	TEAM	ADJ.	CONF.	ADJ CONF.
Average RPI Loss:	22	RECORD	PCT. RANK	GAMES	SCHEDULE	OF SCHEDULE	RPI	RPI	RPI	RPI
DIV. I ONLY	16- 9	93	7- 3	7	11	28	28	1	1	
DIV. I NON-CONF.	7- 6	165	0- 0	12	22	70	70	1	1	

TOTALS	RPI 1-25	RPI 26-50	W-L RECORDS	RPI 51-100	RPI 101-999	RPI 201+				
16- 9	1- 6	1- 2	OVERALL	6- 1	8- 0	4- 0				
10- 4	0- 3	1- 0	HOME	2- 1	7- 0	3- 0				
4- 5	1- 3	0- 2	AWAY	2- 0	1- 0	1- 0				
2- 0	0- 0	0- 0	NEUTRAL	2- 0	0- 0	0- 0				
7- 6	0- 3	0- 2	NON-CONFERENCE	3- 1	4- 0	3- 0				
5- 3	0- 2	0- 0	HOME	1- 1	4- 0	3- 0				
0- 3	0- 1	0- 2	AWAY	0- 0	0- 0	0- 0				
2- 0	0- 0	0- 0	NEUTRAL	2- 0	0- 0	0- 0				
9- 3	1- 3	1- 0	CONFERENCE	3- 0	4- 0	1- 0				
5- 1	0- 1	1- 0	HOME	1- 0	3- 0	0- 0				
4- 2	1- 2	0- 0	AWAY	2- 0	1- 0	1- 0				
0- 0	0- 0	0- 0	NEUTRAL	0- 0	0- 0	0- 0				

RPI 1-25				RPI 26-50				RPI 51-100				RPI 101+			
RPI	S	Opponent	Score	RPI	S	Opponent	Score	RPI	S	Opponent	Score	RPI	S	Opponent	Score
3	A	Mississippi St.	53 68	26	A	Rutgers	43 52	63	A	Virginia Tech	64 62	104	H	North Carolina	82 70
4	H	Louisville	41 77	36	H	Syracuse	68 63	63	H	Virginia Tech	61 52	140	H	Clemson	70 41
5	A	Florida St.	62 77	39	A	Dayton	46 61	65	N	Indiana	82 72	167	H	Pittsburgh	62 50
13	H	Maryland	59 60					67	A	Georgia Tech	62 56	197	H	Hampton	66 62
16	A	Duke	48 55					68	H	Duquesne	63 74	208	A	Boston College	68 57
19	A	NC State	73 63					77	N	Ohio	77 59	220	H	UNCG	68 50
22	H	Georgia	61 64					78	H	Harvard	50 48	253	H	Manhattan	69 47
												291	H	Central Conn. St.	103 59

LAST 12 Division I GAMES:															
63	A	Virginia Tech	64 62	16	A	Duke	48 55	208	A	Boston College	68 57	140	H	Clemson	70 41
5	A	Florida St.	62 77					19	A	NC State	73 63	36	H	Syracuse	68 63
4	H	Louisville	41 77					63	H	Pittsburgh	62 50				
67	A	Georgia Tech	62 56												
104	H	North Carolina	82 70												
63	H	Virginia Tech	61 52												

Non-Div I Games:

Virginia

Average RPI Win:	163	WON-LOST	WINNING	LAST 10	STRENGTH OF	OPP. STRENGTH	TEAM	ADJ.	CONF.	ADJ CONF.
Average RPI Loss:	34	RECORD	PCT. RANK	GAMES	SCHEDULE	OF SCHEDULE	RPI	RPI	RPI	RPI
DIV. I ONLY	16- 9	93	4- 6	44	42	63	63	1	1	
DIV. I NON-CONF.	11- 2	22	0- 0	153	141	46	46	1	1	

TOTALS	RPI 1-25	RPI 26-50	W-L RECORDS	RPI 51-100	RPI 101-999	RPI 201+				
16- 9	0- 4	2- 3	OVERALL	4- 1	10- 1	6- 0				
10- 4	0- 2	1- 2	HOME	2- 0	7- 0	4- 0				
5- 3	0- 2	1- 1	AWAY	1- 0	3- 0	2- 0				
1- 2	0- 0	0- 0	NEUTRAL	1- 1	0- 1	0- 0				
11- 2	0- 0	1- 0	NON-CONFERENCE	3- 1	7- 1	5- 0				
7- 0	0- 0	1- 0	HOME	1- 0	5- 0	3- 0				
3- 0	0- 0	0- 0	AWAY	1- 0	2- 0	2- 0				
1- 2	0- 0	0- 0	NEUTRAL	1- 1	0- 1	0- 0				
5- 7	0- 4	1- 3	CONFERENCE	1- 0	3- 0	1- 0				
3- 4	0- 2	0- 2	HOME	1- 0	2- 0	1- 0				
2- 3	0- 2	1- 1	AWAY	0- 0	1- 0	0- 0				
0- 0	0- 0	0- 0	NEUTRAL	0- 0	0- 0	0- 0				

RPI 1-25				RPI 26-50				RPI 51-100				Team's RPI : 63				RPI 101+			
RPI	S	Opponent	Score	RPI	S	Opponent	Score	RPI	S	Opponent	Score	RPI	S	Opponent	Score	RPI	S	Opponent	Score
4	A	Louisville	56 67	28	A	Virginia	52 61	51	N	West Virginia	61 79	104	A	North Carolina	90 74				
5	A	Florida St.	62 107	28	H	Virginia	62 64	62	N	Drexel	79 67	107	N	Butler	77 79				
16	H	Duke	75 86	36	A	Syracuse	73 64	67	H	Georgia Tech	68 62	156	H	Radford	68 42				
19	H	NC State	51 68	40	H	UCF	86 69	96	H	Auburn	72 63	167	H	Pittsburgh	89 66				
				47	H	Miami (FL)	78 82	100	A	Chattanooga	64 44	173	H	High Point	86 63				
												208	H	Boston College	89 58				
												214	A	Illinois	96 49				
												280	H	UMES	90 52				
												283	H	USC Upstate	87 56				
												293	A	Monmouth	84 34				
												326	H	Wagner	99 32				
LAST 12 Division I GAMES:																			
				28	H	Virginia	62 64	16	H	Duke	75 86								
				104	A	North Carolina	90 74	5	A	Florida St.	62 107								
				36	A	Syracuse	73 64	167	H	Pittsburgh	89 66								
				47	H	Miami (FL)	78 82	4	A	Louisville	56 67								
				67	H	Georgia Tech	68 62	208	H	Boston College	89 58								
				28	A	Virginia	52 61	19	H	NC State	51 68								

Average RPI Win:	297	WON-LOST	WINNING	LAST 10	STRENGTH OF	OPP. STRENGTH	TEAM	ADJ.	CONF.	ADJ CONF.
Average RPI Loss:	199	RECORD	PCT. RANK	GAMES	SCHEDULE	OF SCHEDULE	RPI	RPI	RPI	RPI
DIV. I ONLY	4- 19	317	2- 8	231	335	326	326	29	29	
DIV. I NON-CONF.	1- 9	318	0- 0	135	241	299	299	29	29	

TOTALS	RPI 1-25	RPI 26-50	W-L RECORDS	RPI 51-100	RPI 101-999	RPI 201+				
4- 19	0- 0	0- 1	OVERALL	0- 3	4- 15	4- 10				
3- 6	0- 0	0- 1	HOME	0- 0	3- 5	3- 2				
1- 13	0- 0	0- 0	AWAY	0- 3	1- 10	1- 8				
0- 0	0- 0	0- 0	NEUTRAL	0- 0	0- 0	0- 0				
1- 9	0- 0	0- 1	NON-CONFERENCE	0- 3	1- 5	1- 2				
1- 2	0- 0	0- 1	HOME	0- 0	1- 1	1- 0				
0- 7	0- 0	0- 0	AWAY	0- 3	0- 4	0- 2				
0- 0	0- 0	0- 0	NEUTRAL	0- 0	0- 0	0- 0				
3- 10	0- 0	0- 0	CONFERENCE	0- 0	3- 10	3- 8				
2- 4	0- 0	0- 0	HOME	0- 0	2- 4	2- 2				
1- 6	0- 0	0- 0	AWAY	0- 0	1- 6	1- 6				
0- 0	0- 0	0- 0	NEUTRAL	0- 0	0- 0	0- 0				

RPI 1-25				RPI 26-50				RPI 51-100				RPI 101+ Team's RPI: 326			
RPI	S	Opponent	Score	RPI	S	Opponent	Score	RPI	S	Opponent	Score	RPI	S	Opponent	Score
				34	H	Princeton	37 58					112	H	Saint Francis (PA)	76 79
								63	A	Virginia Tech	32 99	141	H	Robert Morris	52 58
								75	A	James Madison	45 68	178	A	Temple	36 70
								79	A	Albany (NY)	44 89	183	H	New Hampshire	53 65
												198	A	Stony Brook	50 69
												236	A	Lafayette	52 70
												260	A	Towson	42 64
												266	A	St. Francis Brooklyn	76 80
												266	H	St. Francis Brooklyn	50 47
												269	A	Mt. St. Mary's	56 79
												274	A	Fairleigh Dickinson	61 62
												274	H	Fairleigh Dickinson	64 74
												279	A	LIU Brooklyn	69 74
												279	H	LIU Brooklyn	52 44
												287	A	Sacred Heart	49 61
												287	H	Sacred Heart	55 72
												291	A	Central Conn. St.	56 59
												292	A	Bryant	75 66
												349	H	Longwood	60 43
LAST 12 Division I GAMES:															
				274	A	Fairleigh Dickinson	61 62					141	H	Robert Morris	52 58
				287	A	Sacred Heart	49 61					266	A	St. Francis Brooklyn	76 80
				279	H	LIU Brooklyn	52 44					279	A	LIU Brooklyn	69 74
				266	H	St. Francis Brooklyn	50 47					287	H	Sacred Heart	55 72
				269	A	Mt. St. Mary's	56 79					274	H	Fairleigh Dickinson	64 74
				112	H	Saint Francis (PA)	76 79					291	A	Central Conn. St.	56 59

Non-Div I Games: Staten Island 63 58

Wagner

Average RPI	Win:	193	WON-LOST	WINNING	LAST 10	STRENGTH OF	OPP. STRENGTH	TEAM	ADJ.	CONF.	ADJ CONF.
Average RPI	Loss:	55	RECORD	PCT. RANK	GAMES	SCHEDULE	OF SCHEDULE	RPI	RPI	RPI	RPI
DIV. I ONLY		11- 14		206	2- 8	46	34	106	106	1	1
DIV. I NON-CONF.		8- 5		111	0- 0	215	116	132	132	1	1

TOTALS	RPI 1-25		RPI 26-50		W-L RECORDS		RPI 51-100		RPI 101-999		RPI 201+
11- 14	0- 6		1- 3		OVERALL		1- 2		9- 3		6- 1
5- 7	0- 4		0- 1		HOME		1- 0		4- 2		3- 0
6- 5	0- 2		1- 1		AWAY		0- 2		5- 0		3- 0
0- 2	0- 0		0- 1		NEUTRAL		0- 0		0- 1		0- 1
8- 5	0- 0		0- 2		NON-CONFERENCE		1- 1		7- 2		5- 1
5- 1	0- 0		0- 0		HOME		1- 0		4- 1		3- 0
3- 2	0- 0		0- 1		AWAY		0- 1		3- 0		2- 0
0- 2	0- 0		0- 1		NEUTRAL		0- 0		0- 1		0- 1
3- 9	0- 6		1- 1		CONFERENCE		0- 1		2- 1		1- 0
0- 6	0- 4		0- 1		HOME		0- 0		0- 1		0- 0
3- 3	0- 2		1- 0		AWAY		0- 1		2- 0		1- 0
0- 0	0- 0		0- 0		NEUTRAL		0- 0		0- 0		0- 0

RPI	S	Opponent	Score	RPI	S	Opponent	Score	RPI	S	Opponent	Score	RPI	S	Opponent	Score	Team's RPI: 106
2	H	Notre Dame	73 96	26	A	Rutgers	51 65	60	H	Elon	53 51	101	H	Seton Hall	57 67	
4	A	Louisville	52 89	36	H	Syracuse	61 71	67	A	Georgia Tech	67 79	104	H	North Carolina	76 79	
5	H	Florida St.	79 81	44	N	Minnesota	81 93	83	A	Penn St.	58 68	167	A	Pittsburgh	58 49	
16	A	Duke	51 59	47	A	Miami (FL)	61 50					186	H	Charlotte	71 69	
16	H	Duke	67 80									200	A	Richmond	85 81	
19	H	NC State	68 82									208	A	Boston College	67 59	

LAST 12 Division I GAMES:																
36	H	Syracuse	61 71	5	H	Florida St.	79 81									
16	A	Duke	51 59	104	H	North Carolina	76 79									
208	A	Boston College	67 59	16	H	Duke	67 80									
4	A	Louisville	52 89	47	A	Miami (FL)	61 50									
19	H	NC State	68 82	167	A	Pittsburgh	58 49									
67	A	Georgia Tech	67 79	2	H	Notre Dame	73 96									

Non-Div I Games:

Wake Forest

Average RPI Win:	170	WON-LOST	WINNING	LAST 10	STRENGTH OF	OPP. STRENGTH	TEAM	ADJ.	CONF.	ADJ CONF.
Average RPI Loss:	72	RECORD	PCT. RANK	GAMES	SCHEDULE	OF SCHEDULE	RPI	RPI	RPI	RPI
DIV. I ONLY	7- 18	287	1- 9	24	45	174	174	5	5	
DIV. I NON-CONF.	6- 5	153	0- 0	58	105	96	96	3	3	

TOTALS	RPI 1-25	RPI 26-50	W-L RECORDS	RPI 51-100	RPI 101-999	RPI 201+				
7- 18	0- 6	1- 5	OVERALL	1- 2	5- 5	3- 1				
5- 7	0- 2	0- 2	HOME	1- 1	4- 2	3- 0				
1- 9	0- 3	0- 3	AWAY	0- 1	1- 2	0- 1				
1- 2	0- 1	1- 0	NEUTRAL	0- 0	0- 1	0- 0				
6- 5	0- 2	1- 0	NON-CONFERENCE	0- 0	5- 3	3- 0				
4- 1	0- 0	0- 0	HOME	0- 0	4- 1	3- 0				
1- 2	0- 1	0- 0	AWAY	0- 0	1- 1	0- 0				
1- 2	0- 1	1- 0	NEUTRAL	0- 0	0- 1	0- 0				
1- 13	0- 4	0- 5	CONFERENCE	1- 2	0- 2	0- 1				
1- 6	0- 2	0- 2	HOME	1- 1	0- 1	0- 0				
0- 7	0- 2	0- 3	AWAY	0- 1	0- 1	0- 1				
0- 0	0- 0	0- 0	NEUTRAL	0- 0	0- 0	0- 0				

RPI 1-25				RPI 26-50				RPI 51-100				RPI 101+ Team's RPI: 174			
RPI	S	Opponent	Score	RPI	S	Opponent	Score	RPI	S	Opponent	Score	RPI	S	Opponent	Score
6	A	Ohio St.	76 85	33	A	Arizona St.	41 61	88	A	Washington St.	75 78	104	N	North Carolina	78 90
9	N	Texas	68 92	35	A	Cal i forn i a	60 69	88	H	Washingt on St.	56 49	126	H	BYU	80 72
10	H	UCLA	69 86	37	N	Creighton	67 64	92	H	Utah	65 74	142	H	Col orado	61 66
11	A	Oregon	83 94	46	A	Oregon St.	63 75					143	H	Idaho St.	59 79
11	H	Oregon	63 76	46	H	Oregon St.	57 95					150	A	Idaho	81 69
14	A	Stanford	45 71	50	H	Southern Cal i forn i a	61 72					175	A	Boise St.	62 85

LAST 12 Division I GAMES:															
46	H	Oregon St.	57 95	88	H	Washington St.	56 49								
11	H	Oregon	63 76	88	A	Washington St.	75 78								
277	A	Arizona	70 72	14	A	Stanford	45 71								
33	A	Arizona St.	41 61	35	A	Cal i forn i a	60 69								
50	H	Southern Cal i forn i a	61 72	142	H	Col orado	61 66								
10	H	UCLA	69 86	92	H	Utah	65 74								

Non-Div I Games:

Washington

Average RPI Win:	244	WON-LOST	WINNING	LAST 10	STRENGTH OF	OPP. STRENGTH	TEAM	ADJ.	CONF.	ADJ CONF.
Average RPI Loss:	129	RECORD	PCT. RANK	GAMES	SCHEDULE	OF SCHEDULE	RPI	RPI	RPI	RPI
DIV. I ONLY	14- 7	78	7- 3	322	130	147	147	19	19	
DIV. I NON-CONF.	6- 3	87	0- 0	314	172	178	178	13	13	

TOTALS	RPI 1-25	RPI 26-50	W-L RECORDS	RPI 51-100	RPI 101-999	RPI 201+				
14- 7	0- 1	1- 1	OVERALL	0- 1	13- 4	9- 1				
9- 1	0- 0	1- 0	HOME	0- 1	8- 0	6- 0				
5- 6	0- 1	0- 1	AWAY	0- 0	5- 4	3- 1				
0- 0	0- 0	0- 0	NEUTRAL	0- 0	0- 0	0- 0				
6- 3	0- 1	0- 0	NON-CONFERENCE	0- 1	6- 1	5- 0				
4- 1	0- 0	0- 0	HOME	0- 1	4- 0	4- 0				
2- 2	0- 1	0- 0	AWAY	0- 0	2- 1	1- 0				
0- 0	0- 0	0- 0	NEUTRAL	0- 0	0- 0	0- 0				
8- 4	0- 0	1- 1	CONFERENCE	0- 0	7- 3	4- 1				
5- 0	0- 0	1- 0	HOME	0- 0	4- 0	2- 0				
3- 4	0- 0	0- 1	AWAY	0- 0	3- 3	2- 1				
0- 0	0- 0	0- 0	NEUTRAL	0- 0	0- 0	0- 0				

RPI 1-25				RPI 26-50				RPI 51-100				RPI 101+ Team's RPI: 147			
RPI	S	Opponent	Score	RPI	S	Opponent	Score	RPI	S	Opponent	Score	RPI	S	Opponent	Score
11	A	Oregon	87 114	31	A	Northern Colo.	69 71	92	H	Utah	58 85	138	A	Portland St.	64 77
				31	H	Northern Colo.	82 73					143	A	Idaho St.	76 70
												143	H	Idaho St.	84 73
												145	A	Fresno St.	78 81
												169	A	North Dakota	67 80
												169	H	North Dakota	80 69
												201	A	CSUN	64 61
												230	H	Pepperdine	71 61
												271	A	Sacramento St.	78 56
												308	A	Portland	91 70
												310	H	Air Force	62 52
												314	H	Incarnate Word	79 55
												319	A	Northern Ariz.	75 76
												319	H	Northern Ariz.	77 63
												324	A	Southern Utah	77 64
												324	H	Southern Utah	65 50
												328	H	Utah Valley	75 57

LAST 12 Division I GAMES:															
				31	A	Northern Colo.	69 71	271	A	Sacramento St.	78 56				
				169	A	North Dakota	67 80	169	H	North Dakota	80 69				
				319	H	Northern Ariz.	77 63	31	H	Northern Colo.	82 73				
				324	H	Southern Utah	65 50	324	A	Southern Utah	77 64				
				143	H	Idaho St.	84 73	319	A	Northern Ariz.	75 76				
				138	A	Portland St.	64 77	143	A	Idaho St.	76 70				

Non-Div I Games: Westminster (UT) 64 58 Antelope Valley 80 70

Weber St.

Average RPI Win:	170	WON-LOST	WINNING	LAST 10	STRENGTH OF	OPP. STRENGTH	TEAM	ADJ.	CONF.	ADJ CONF.
Average RPI Loss:	34	RECORD	PCT. RANK	GAMES	SCHEDULE	OF SCHEDULE	RPI	RPI	RPI	RPI
DIV. I ONLY	18- 7	58	5- 5	73	54	51	51	4	4	
DIV. I NON-CONF.	12- 0	1	0- 0	164	155	17	17	5	5	

TOTALS	RPI 1-25	RPI 26-50	W-L RECORDS	RPI 51-100	RPI 101-999	RPI 201+				
18- 7	1- 3	0- 2	OVERALL	3- 2	14- 0	8- 0				
9- 4	0- 2	0- 0	HOME	0- 2	9- 0	7- 0				
5- 3	1- 1	0- 2	AWAY	1- 0	3- 0	1- 0				
4- 0	0- 0	0- 0	NEUTRAL	2- 0	2- 0	0- 0				
12- 0	1- 0	0- 0	NON-CONFERENCE	2- 0	9- 0	6- 0				
7- 0	0- 0	0- 0	HOME	0- 0	7- 0	6- 0				
1- 0	1- 0	0- 0	AWAY	0- 0	0- 0	0- 0				
4- 0	0- 0	0- 0	NEUTRAL	2- 0	2- 0	0- 0				
6- 7	0- 3	0- 2	CONFERENCE	1- 2	5- 0	2- 0				
2- 4	0- 2	0- 0	HOME	0- 2	2- 0	1- 0				
4- 3	0- 1	0- 2	AWAY	1- 0	3- 0	1- 0				
0- 0	0- 0	0- 0	NEUTRAL	0- 0	0- 0	0- 0				

RPI 1-25				RPI 26-50				RPI 51-100				RPI 101+			
RPI	S	Opponent	Score	RPI	S	Opponent	Score	RPI	S	Opponent	Score	RPI	S	Opponent	Score
8	H	Bayl or	72 83	30	A	Okl ahoma	57 76	58	A	TCU	87 82	107	N	Butler	75 68
9	A	Texas	58 79	41	A	Okl ahoma St.	73 79	58	H	TCU	74 76	120	A	Iowa St.	69 59
9	H	Texas	55 73					62	N	Drexel	75 42	120	H	Iowa St.	57 49
17	A	Texas A&M	70 56					63	N	Virginia Tech	79 61	156	N	Radford	75 55
								84	H	Kansas St.	52 60	165	A	Kansas	74 54
												167	H	Pittsburgh	73 52
												215	H	Morehead St.	66 56
												227	A	Texas Tech	74 60
												227	H	Texas Tech	82 52
												229	H	North Florida	87 59
												261	H	Morgan St.	84 41
												271	H	Sacramento St.	101 47
												291	H	Central Conn. St.	102 52
												306	H	Coppin St.	101 43

LAST 12 Division I GAMES:															
227	A	Texas Tech	74 60	41	A	Okl ahoma St.	73 79	58	H	TCU	74 76	165	A	Kansas	74 54
9	H	Texas	55 73					120	H	Iowa St.	57 49	84	H	Kansas St.	52 60
30	A	Okl ahoma	57 76					9	A	Texas	58 79				
8	H	Bayl or	72 83												
227	H	Texas Tech	82 52												
120	A	Iowa St.	69 59												

Non-Div I Games:

West Virginia

Average RPI Win:	227	WON-LOST	WINNING	LAST 10	STRENGTH OF	OPP. STRENGTH	TEAM	ADJ.	CONF.	ADJ CONF.
Average RPI Loss:	179	RECORD	PCT. RANK	GAMES	SCHEDULE	OF SCHEDULE	RPI	RPI	RPI	RPI
DIV. I ONLY	3- 21	331	1- 8	150	276	312	312	17	17	
DIV. I NON-CONF.	2- 11	305	0- 0	166	338	311	311	16	16	

TOTALS	RPI 1-25	RPI 26-50	W-L RECORDS	RPI 51-100	RPI 101-999	RPI 201+				
3- 21	0- 2	0- 0	OVERALL	0- 3	3- 16	2- 8				
2- 8	0- 0	0- 0	HOME	0- 1	2- 7	1- 4				
1- 13	0- 2	0- 0	AWAY	0- 2	1- 9	1- 4				
0- 0	0- 0	0- 0	NEUTRAL	0- 0	0- 0	0- 0				
2- 11	0- 2	0- 0	NON-CONFERENCE	0- 0	2- 9	1- 6				
2- 3	0- 0	0- 0	HOME	0- 0	2- 3	1- 2				
0- 8	0- 2	0- 0	AWAY	0- 0	0- 6	0- 4				
0- 0	0- 0	0- 0	NEUTRAL	0- 0	0- 0	0- 0				
1- 10	0- 0	0- 0	CONFERENCE	0- 3	1- 7	1- 2				
0- 5	0- 0	0- 0	HOME	0- 1	0- 4	0- 2				
1- 5	0- 0	0- 0	AWAY	0- 2	1- 3	1- 0				
0- 0	0- 0	0- 0	NEUTRAL	0- 0	0- 0	0- 0				

RPI 1-25				RPI 26-50				RPI 51-100				RPI 101+ Team's RPI: 312			
RPI	S	Opponent	Score	RPI	S	Opponent	Score	RPI	S	Opponent	Score	RPI	S	Opponent	Score
18	A	South Carolina	43 101					56	A	Mercer	50 72	122	A	ETSU	50 66
22	A	Georgia	50 76					100	A	Chattanooga	32 47	122	H	ETSU	46 76
								100	H	Chattanooga	41 58	156	H	Radford	39 27
												159	H	Davi dson	57 70
												161	A	Samford	54 62
												173	A	High Point	69 75
												188	A	Furman	46 66
												188	H	Furman	59 68
												196	A	UT Martin	54 62
												216	A	N. C. A&T	59 68
												220	A	Gardner-Webb	67 70
												220	H	UNCG	67 88
												228	H	UNC Asheville	62 52
												246	A	Campbel l	51 58
												298	A	Wofford	68 62
												298	H	Wofford	48 54
												304	H	Eastern Ky.	59 62
												316	A	South Carolina St.	45 75
												344	H	Florida A&M	63 80

LAST 12 Division I GAMES:															
188	A	Furman	46 66	161	A	Samford	54 62								
298	A	Wofford	68 62	298	H	Wofford	48 54								
122	H	ETSU	46 76	188	H	Furman	59 68								
100	H	Chattanooga	41 58	100	A	Chattanooga	32 47								
220	H	UNCG	67 88	122	A	ETSU	50 66								
56	A	Mercer	50 72	220	A	Gardner-Webb	67 70								

Non-Div I Games: Warren Wilson 114 54 Brevard 79 34

Western Caro.

Loss,
Non-Conf,
S Site,
H Home
A Away
N Neutral

Average RPI Win:	234	WON-LOST	WINNING	LAST 10	STRENGTH OF	OPP. STRENGTH	TEAM	ADJ.	CONF.	ADJ CONF.
Average RPI Loss:	102	RECORD	PCT. RANK	GAMES	SCHEDULE	OF SCHEDULE	RPI	RPI	RPI	RPI
DIV. I ONLY	16- 7	64	7- 2	236	187	105	105	15	15	
DIV. I NON-CONF.	8- 4	87	0- 0	289	161	130	130	17	17	

TOTALS	RPI 1-25	RPI 26-50	W-L RECORDS	RPI 51-100	RPI 101-999	RPI 201+				
16- 7	1- 0	0- 2	OVERALL	0- 2	15- 3	11- 1				
8- 2	0- 0	0- 0	HOME	0- 1	8- 1	6- 0				
8- 5	1- 0	0- 2	AWAY	0- 1	7- 2	5- 1				
0- 0	0- 0	0- 0	NEUTRAL	0- 0	0- 0	0- 0				
8- 4	1- 0	0- 1	NON-CONFERENCE	0- 0	7- 3	6- 1				
3- 1	0- 0	0- 0	HOME	0- 0	3- 1	3- 0				
5- 3	1- 0	0- 1	AWAY	0- 0	4- 2	3- 1				
0- 0	0- 0	0- 0	NEUTRAL	0- 0	0- 0	0- 0				
8- 3	0- 0	0- 1	CONFERENCE	0- 2	8- 0	5- 0				
5- 1	0- 0	0- 0	HOME	0- 1	5- 0	3- 0				
3- 2	0- 0	0- 1	AWAY	0- 1	3- 0	2- 0				
0- 0	0- 0	0- 0	NEUTRAL	0- 0	0- 0	0- 0				

RPI 1-25				RPI 26-50				RPI 51-100				RPI 101+ Team's RPI: 105			
RPI	S	Opponent	Score	RPI	S	Opponent	Score	RPI	S	Opponent	Score	RPI	S	Opponent	Score
14	A	Stanford	71 64	38	A	South Dakota St.	48 84	73	A	South Dakota	81 92	113	H	Milwaukee	67 77
				49	A	Gonzaga	65 80	73	H	South Dakota	58 82	124	A	Northern Ill.	94 96
												153	A	Wichita St.	78 65
												180	H	Denver	118 93
												190	A	Oral Roberts	85 63
												190	H	Oral Roberts	56 49
												214	A	Illinois	77 67
												225	H	Southeast Mo. St.	87 59
												238	A	Austin Peay	81 68
												239	A	Omaha	90 51
												239	H	Omaha	103 68
												247	A	Bradley	80 87
												268	H	UMKC	90 71
												284	H	North Dakota St.	97 72
												320	A	Fort Wayne	100 64
												320	H	Fort Wayne	91 44
												338	A	Chicago St.	83 45
												338	H	Chicago St.	71 54
LAST 12 Division I GAMES:															
239	H	Omaha	103 68	320	H	Fort Wayne	91 44								
190	A	Oral Roberts	85 63	239	A	Omaha	90 51								
73	A	South Dakota	81 92	190	H	Oral Roberts	56 49								
284	H	North Dakota St.	97 72	73	H	South Dakota	58 82								
180	H	Denver	118 93	320	A	Fort Wayne	100 64								
38	A	South Dakota St.	48 84	247	A	Bradley	80 87								

Non-Div I Games: Illinois Col. 122 40 William Woods 96 57 Eureka 98 46

Western Ill.

Average RPI Win:	212	WON-LOST	WINNING	LAST 10	STRENGTH OF	OPP. STRENGTH	TEAM	ADJ.	CONF.	ADJ CONF.
Average RPI Loss:	51	RECORD	PCT. RANK	GAMES	SCHEDULE	OF SCHEDULE	RPI	RPI	RPI	RPI
DIV. I ONLY	17- 6	51	8- 2	97	150	48	48	18	18	
DIV. I NON-CONF.	8- 4	87	0- 0	68	42	42	42	20	20	

TOTALS	RPI 1-25	RPI 26-50	W-L RECORDS	RPI 51-100	RPI 101-999	RPI 201+				
17- 6	1- 2	0- 1	OVERALL	2- 3	14- 0	9- 0				
8- 1	0- 1	0- 0	HOME	0- 0	8- 0	6- 0				
5- 5	0- 1	0- 1	AWAY	0- 3	5- 0	3- 0				
4- 0	1- 0	0- 0	NEUTRAL	2- 0	1- 0	0- 0				
8- 4	1- 2	0- 1	NON-CONFERENCE	2- 1	5- 0	3- 0				
2- 1	0- 1	0- 0	HOME	0- 0	2- 0	2- 0				
2- 3	0- 1	0- 1	AWAY	0- 1	2- 0	1- 0				
4- 0	1- 0	0- 0	NEUTRAL	2- 0	1- 0	0- 0				
9- 2	0- 0	0- 0	CONFERENCE	0- 2	9- 0	6- 0				
6- 0	0- 0	0- 0	HOME	0- 0	6- 0	4- 0				
3- 2	0- 0	0- 0	AWAY	0- 2	3- 0	2- 0				
0- 0	0- 0	0- 0	NEUTRAL	0- 0	0- 0	0- 0				

RPI 1-25				RPI 26-50				Team's RPI: 48				RPI 51-100				RPI 101+			
RPI	S	Opponent	Score	RPI	S	Opponent	Score	RPI	S	Opponent	Score	RPI	S	Opponent	Score	RPI	S	Opponent	Score
2	H	Notre Dame	65 78	42	A	Ball St.	81 93	56	N	Mercer	67 62	119	H	Middle Tenn.	57 43				
15	N	Missouri	79 76					64	N	Toledo	70 56	157	A	Louisiana Tech	74 64				
21	A	Iowa	97 104					65	A	Indiana	71 73	164	A	Southern Ill.	75 49				
								81	A	UAB	61 79	179	N	Stetson	66 58				
								95	A	Rice	58 73	194	H	Southern Miss.	81 60				
												212	H	Fla. Atlantic	82 63				
												222	A	North Texas	79 65				
												286	H	Old Dominion	62 48				
												296	H	UTSA	73 38				
												303	H	FIU	101 47				
												321	A	Georgia St.	74 63				
												334	A	Marshall	86 66				
												337	H	Mississippi Val.	87 48				
												348	H	Evansville	92 54				

												LAST 12 Division I GAMES:							
95	A	Rice	58 73	296	H	UTSA	73 38	81	A	UAB	61 79	303	H	FIU	101 47	194	H	Southern Miss.	81 60
286	H	Old Dominion	62 48	81	A	UAB	61 79	303	H	FIU	101 47	119	H	Middle Tenn.	57 43	119	H	Middle Tenn.	57 43
212	H	Fla. Atlantic	82 63	303	H	FIU	101 47	42	A	Ball St.	81 93	42	A	Ball St.	81 93	42	A	Ball St.	81 93
157	A	Louisiana Tech	74 64	194	H	Southern Miss.	81 60												
222	A	North Texas	79 65	119	H	Middle Tenn.	57 43												
334	A	Marshall	86 66	42	A	Ball St.	81 93												

Non-Div I Games: Lee 88 64

Western Ky.

Average RPI Win:	198	WON-LOST	WINNING	LAST 10	STRENGTH OF	OPP. STRENGTH	TEAM	ADJ.	CONF.	ADJ CONF.
Average RPI Loss:	63	RECORD	PCT. RANK	GAMES	SCHEDULE	OF SCHEDULE	RPI	RPI	RPI	RPI
DIV. I ONLY	11- 11	175	5- 5	100	68	109	109	8	8	
DIV. I NON-CONF.	4- 5	202	0- 0	152	33	125	125	8	8	

TOTALS	RPI 1-25	RPI 26-50	W-L RECORDS	RPI 51-100	RPI 101-999	RPI 201+				
11- 11	0- 2	0- 3	OVERALL	1- 5	10- 1	7- 1				
5- 3	0- 0	0- 1	HOME	1- 2	4- 0	3- 0				
5- 6	0- 2	0- 1	AWAY	0- 2	5- 1	4- 1				
1- 2	0- 0	0- 1	NEUTRAL	0- 1	1- 0	0- 0				
4- 5	0- 1	0- 1	NON-CONFERENCE	0- 3	4- 0	3- 0				
1- 0	0- 0	0- 0	HOME	0- 0	1- 0	1- 0				
2- 3	0- 1	0- 0	AWAY	0- 2	2- 0	2- 0				
1- 2	0- 0	0- 1	NEUTRAL	0- 1	1- 0	0- 0				
7- 6	0- 1	0- 2	CONFERENCE	1- 2	6- 1	4- 1				
4- 3	0- 0	0- 1	HOME	1- 2	3- 0	2- 0				
3- 3	0- 1	0- 1	AWAY	0- 0	3- 1	2- 1				
0- 0	0- 0	0- 0	NEUTRAL	0- 0	0- 0	0- 0				

RPI 1-25				RPI 26-50				RPI 51-100				RPI 101+				Team's RPI: 109
RPI	S	Opponent	Score	RPI	S	Opponent	Score	RPI	S	Opponent	Score	RPI	S	Opponent	Score	
20	A	Buffalo	49 71	26	N	Rutgers	64 75	53	N	St. John's (NY)	48 76	122	N	ETSU	87 79	
21	A	Iowa	56 79	29	A	Central Mich.	70 74	54	A	Michigan St.	62 65	124	H	Northern Ill.	88 83	
				42	H	Ball St.	71 81	64	H	Toledo	73 78	149	A	Kent St.	66 61	
								77	H	Ohio	54 69	205	A	Bowling Green	81 67	
								86	A	New Mexico	76 88	205	H	Bowling Green	67 58	
								91	H	Miami (OH)	81 70	211	A	Akron	59 51	
												211	H	Akron	76 60	
												223	A	Eastern Mich.	67 69	
												241	A	New Mexico St.	64 55	
												307	A	Loyola Chicago	65 47	
												317	H	Detroit Mercy	74 62	

LAST 12 Division I GAMES:																
				42	H	Ball St.	71 81	91	H	Miami (OH)	81 70					
				205	A	Bowling Green	81 67	223	A	Eastern Mich.	67 69					
				211	H	Akron	76 60	77	H	Ohio	54 69					
				64	H	Toledo	73 78	124	H	Northern Ill.	88 83					
				29	A	Central Mich.	70 74	149	A	Kent St.	66 61					
				211	A	Akron	59 51	20	A	Buffalo	49 71					

Non-Div I Games: Goshen 87 36 Kentucky St. 85 50 Olivet 86 37

Western Mich.

Average RPI Win:	189	WON-LOST	WINNING	LAST 10	STRENGTH OF	OPP. STRENGTH	TEAM	ADJ.	CONF.	ADJ CONF.
Average RPI Loss:	87	RECORD	PCT. RANK	GAMES	SCHEDULE	OF SCHEDULE	RPI	RPI	RPI	RPI
DIV. I ONLY	10- 16	242	5- 5	54	87	153	153	7	7	
DIV. I NON-CONF.	5- 9	238	0- 0	71	126	191	191	7	7	

TOTALS	RPI 1-25	RPI 26-50	W-L RECORDS	RPI 51-100	RPI 101-999	RPI 201+				
10- 16	0- 2	1- 4	OVERALL	0- 4	9- 6	3- 2				
7- 5	0- 0	1- 0	HOME	0- 2	6- 3	3- 0				
2- 10	0- 2	0- 4	AWAY	0- 2	2- 2	0- 1				
1- 1	0- 0	0- 0	NEUTRAL	0- 0	1- 1	0- 1				
5- 9	0- 1	0- 3	NON-CONFERENCE	0- 2	5- 3	3- 1				
4- 2	0- 0	0- 0	HOME	0- 1	4- 1	3- 0				
0- 6	0- 1	0- 3	AWAY	0- 1	0- 1	0- 0				
1- 1	0- 0	0- 0	NEUTRAL	0- 0	1- 1	0- 1				
5- 7	0- 1	1- 1	CONFERENCE	0- 2	4- 3	0- 1				
3- 3	0- 0	1- 0	HOME	0- 1	2- 2	0- 0				
2- 4	0- 1	0- 1	AWAY	0- 1	2- 1	0- 1				
0- 0	0- 0	0- 0	NEUTRAL	0- 0	0- 0	0- 0				

RPI 1-25				RPI 26-50				RPI 51-100				RPI 101+ Team's RPI: 153			
RPI	S	Opponent	Score	RPI	S	Opponent	Score	RPI	S	Opponent	Score	RPI	S	Opponent	Score
1	A	UConn	43 124	27	H	South Fla.	64 56	61	A	Houston	55 73	102	A	Tulane	64 56
7	A	Tennessee	56 68	37	A	Creighton	61 66	61	H	Houston	62 73	105	H	Western Ill.	65 78
				38	A	South Dakota St.	64 96	73	H	South Dakota	48 62	108	A	Missouri St.	71 94
				40	A	UCF	53 59	86	A	New Mexico	62 76	108	H	Missouri St.	72 58
				41	A	Oklahoma St.	67 91					135	H	Cincinnati	69 75
												170	H	Tulsa	62 67
												172	N	UC Irvine	76 53
												191	H	SMU	66 43
												193	A	Memphis	77 64
												193	H	Memphis	69 61
												207	A	East Carolina	67 77
												214	N	Illinois	67 68
												268	H	UMKC	72 63
												302	H	Alcorn	87 46
												338	H	Chicago St.	66 63

LAST 12 Division I GAMES:															
1	A	UConn	43 124	191	H	SMU	66 43								
135	H	Cincinnati	69 75	102	A	Tulane	64 56								
61	H	Houston	62 73	193	H	Memphis	69 61								
207	A	East Carolina	67 77	40	A	UCF	53 59								
193	A	Memphis	77 64	61	A	Houston	55 73								
27	H	South Fla.	64 56	170	H	Tulsa	62 67								

Non-Div I Games:

Wichita St.

Average RPI Win:	217	WON-LOST	WINNING	LAST 10	STRENGTH OF	OPP. STRENGTH	TEAM	ADJ.	CONF.	ADJ CONF.
Average RPI Loss:	144	RECORD	PCT. RANK	GAMES	SCHEDULE	OF SCHEDULE	RPI	RPI	RPI	RPI
DIV. I ONLY	16- 8	78	5- 5	237	167	134	134	10	10	
DIV. I NON-CONF.	9- 2	33	0- 0	262	200	86	86	12	12	

TOTALS	RPI 1-25	RPI 26-50	W-L RECORDS	RPI 51-100	RPI 101-999	RPI 201+				
16- 8	0- 0	0- 0	OVERALL	1- 3	15- 5	11- 3				
9- 4	0- 0	0- 0	HOME	1- 2	8- 2	6- 2				
7- 4	0- 0	0- 0	AWAY	0- 1	7- 3	5- 1				
0- 0	0- 0	0- 0	NEUTRAL	0- 0	0- 0	0- 0				
9- 2	0- 0	0- 0	NON-CONFERENCE	0- 1	9- 1	6- 1				
5- 1	0- 0	0- 0	HOME	0- 0	5- 1	4- 1				
4- 1	0- 0	0- 0	AWAY	0- 1	4- 0	2- 0				
0- 0	0- 0	0- 0	NEUTRAL	0- 0	0- 0	0- 0				
7- 6	0- 0	0- 0	CONFERENCE	1- 2	6- 4	5- 2				
4- 3	0- 0	0- 0	HOME	1- 2	3- 1	2- 1				
3- 3	0- 0	0- 0	AWAY	0- 0	3- 3	3- 1				
0- 0	0- 0	0- 0	NEUTRAL	0- 0	0- 0	0- 0				

RPI 1-25				RPI 26-50				RPI 51-100				RPI 101+				Team's RPI: 134
RPI	S	Opponent	Score	RPI	S	Opponent	Score	RPI	S	Opponent	Score	RPI	S	Opponent	Score	
								53	A	St. John's (NY)	81 92	112	A	Saint Francis (PA)	92 86	
								60	H	Elon	81 75	118	A	Delaware	59 68	
								62	H	Drexel	58 65	137	A	Northeastern	46 64	
								75	H	James Madison	41 86	137	H	Northeastern	71 53	
												159	H	Davison	73 55	
												200	A	Richmond	78 64	
												204	H	Norfolk St.	74 80	
												207	A	East Carolina	71 65	
												231	H	Loyola Maryland	70 49	
												242	A	Hofstra	54 65	
												242	H	Hofstra	63 53	
												248	A	Howard	83 71	
												254	A	Col. of Charleston	68 54	
												254	H	Col. of Charleston	79 66	
												258	H	Fairfield	57 47	
												260	A	Towson	75 63	
												260	H	Towson	66 67	
												282	A	UNCW	66 53	
												283	H	USC Upstate	83 63	
												286	H	Old Dominion	75 58	

LAST 12 Division I GAMES:																
				137	H	Northeastern	71 53	137	A	Northeastern	46 64					
				118	A	Delaware	59 68	242	A	Hofstra	54 65					
				260	A	Towson	75 63	60	H	Elon	81 75					
				75	H	James Madison	41 86	260	H	Towson	66 67					
				242	H	Hofstra	63 53	62	H	Drexel	58 65					
				254	H	Col. of Charleston	79 66	282	A	UNCW	66 53					

Non-Div I Games:

William & Mary

Average RPI Win:	349	WON-LOST	WINNING	LAST 10	STRENGTH OF	OPP. STRENGTH	TEAM	ADJ.	CONF.	ADJ CONF.
Average RPI Loss:	199	RECORD	PCT. RANK	GAMES	SCHEDULE	OF SCHEDULE	RPI	RPI	RPI	RPI
DIV. I ONLY	1- 21	346	1- 9	239	311	342	342	27	27	
DIV. I NON-CONF.	0- 10	337	0- 0	194	253	338	338	28	28	

TOTALS	RPI 1-25	RPI 26-50	W-L RECORDS	RPI 51-100	RPI 101-999	RPI 201+				
1- 21	0- 1	0- 0	OVERALL	0- 4	1- 16	1- 13				
1- 9	0- 0	0- 0	HOME	0- 1	1- 8	1- 6				
0- 12	0- 1	0- 0	AWAY	0- 3	0- 8	0- 7				
0- 0	0- 0	0- 0	NEUTRAL	0- 0	0- 0	0- 0				
0- 10	0- 1	0- 0	NON-CONFERENCE	0- 3	0- 6	0- 5				
0- 4	0- 0	0- 0	HOME	0- 1	0- 3	0- 2				
0- 6	0- 1	0- 0	AWAY	0- 2	0- 3	0- 3				
0- 0	0- 0	0- 0	NEUTRAL	0- 0	0- 0	0- 0				
1- 11	0- 0	0- 0	CONFERENCE	0- 1	1- 10	1- 8				
1- 5	0- 0	0- 0	HOME	0- 0	1- 5	1- 4				
0- 6	0- 0	0- 0	AWAY	0- 1	0- 5	0- 4				
0- 0	0- 0	0- 0	NEUTRAL	0- 0	0- 0	0- 0				

RPI 1-25				RPI 26-50				RPI 51-100				RPI 101+ Team's RPI: 342			
RPI	S	Opponent	Score	RPI	S	Opponent	Score	RPI	S	Opponent	Score	RPI	S	Opponent	Score
16	A	Duke	30 101					56	A	Mercer	45 93	122	H	ETSU	63 74
								60	A	El on	37 98	156	A	Radford	52 78
								68	H	Duquesne	54 81	173	H	High Point	58 79
								87	A	Li berty	37 63	211	A	Akron	43 69
												220	A	Gardner-Webb	55 68
												220	H	Gardner-Webb	59 66
												228	A	UNC Asheville	51 63
												228	H	UNC Asheville	48 70
												246	H	Campbell	48 72
												270	A	Presbyteria n	45 78
												270	H	Presbyteria n	58 64
												298	H	Wofford	68 73
												299	A	Tennessee Tech	41 70
												305	A	Charleston So.	45 81
												316	H	South Carolina St.	37 65
												334	A	Marshall	40 70
												349	H	Longwood	69 60

LAST 12 Division I GAMES:															
220	A	Gardner-Webb	55 68	228	H	UNC Asheville	48 70								
270	H	Presbyteria n	58 64	305	A	Charleston So.	45 81								
228	A	UNC Asheville	51 63	173	H	High Point	58 79								
349	H	Longwood	69 60	87	A	Li berty	37 63								
220	H	Gardner-Webb	59 66	246	H	Campbell	48 72								
270	A	Presbyteria n	45 78	156	A	Radford	52 78								

Non-Div I Games: N. C. Wesleyan 94 50

Winthrop

Average RPI Win: 256	WON-LOST RECORD	WINNING PCT. RANK	LAST 10 GAMES	STRENGTH OF SCHEDULE	OPP. STRENGTH OF SCHEDULE	TEAM RPI	ADJ. RPI	CONF. RPI	ADJ CONF. RPI
Average RPI Loss: 179									
DIV. I ONLY	7- 16	274	2- 7	286	204	298	298	17	17
DIV. I NON-CONF.	4- 8	239	0- 0	313	298	308	308	16	16

TOTALS	RPI 1-25	RPI 26-50	W-L RECORDS	RPI 51-100	RPI 101-999	RPI 201+			
7- 16	0- 2	0- 0	OVERALL	0- 3	7- 11	5- 9			
5- 8	0- 0	0- 0	HOME	0- 2	5- 6	3- 5			
2- 8	0- 2	0- 0	AWAY	0- 1	2- 5	2- 4			
0- 0	0- 0	0- 0	NEUTRAL	0- 0	0- 0	0- 0			
4- 8	0- 2	0- 0	NON-CONFERENCE	0- 0	4- 6	4- 6			
3- 3	0- 0	0- 0	HOME	0- 0	3- 3	3- 3			
1- 5	0- 2	0- 0	AWAY	0- 0	1- 3	1- 3			
0- 0	0- 0	0- 0	NEUTRAL	0- 0	0- 0	0- 0			
3- 8	0- 0	0- 0	CONFERENCE	0- 3	3- 5	1- 3			
2- 5	0- 0	0- 0	HOME	0- 2	2- 3	0- 2			
1- 3	0- 0	0- 0	AWAY	0- 1	1- 2	1- 1			
0- 0	0- 0	0- 0	NEUTRAL	0- 0	0- 0	0- 0			

RPI 1-25				RPI 26-50				RPI 51-100				RPI 101+ Team's RPI: 298			
RPI	S	Opponent	Score	RPI	S	Opponent	Score	RPI	S	Opponent	Score	RPI	S	Opponent	Score
18	A	South Carolina	60 94					56	A	Mercer	39 80	122	H	ETSU	58 61
22	A	Georgia	56 95					56	H	Mercer	46 71	161	A	Samford	77 81
								100	H	Chattanooga	47 54	161	H	Samford	58 46
												188	H	Furman	79 48
												220	A	Gardner-Webb	55 73
												220	A	UNCG	51 66
												220	H	UNCG	75 81
												228	H	UNC Asheville	70 68
												229	H	North Florida	69 57
												239	H	Omaha	60 64
												254	A	Col. of Charleston	51 59
												275	A	Coastal Caro.	51 67
												282	H	UNCW	60 65
												305	H	Charleston So.	45 68
												312	A	Western Caro.	54 48
												312	H	Western Caro.	62 68
												335	H	N. C. Central	77 56
												342	A	Winthrop	73 68

LAST 12 Division I GAMES:															
220	H	UNCG	75 81	100	H	Chattanooga	47 54								
312	H	Western Caro.	62 68	312	A	Western Caro.	54 48								
56	A	Mercer	39 80	220	A	UNCG	51 66								
161	A	Samford	77 81	161	H	Samford	58 46								
188	H	Furman	79 48	56	H	Mercer	46 71								
122	H	ETSU	58 61	229	H	North Florida	69 57								

Non-Div I Games: Brevard 85 46 Southern Wesleyan 104 57 Bob Jones 96 54

Wofford

Average RPI Win:	233	WON-LOST	WINNING	LAST 10	STRENGTH OF	OPP. STRENGTH	TEAM	ADJ.	CONF.	ADJ CONF.
Average RPI Loss:	70	RECORD	PCT. RANK	GAMES	SCHEDULE	OF SCHEDULE	RPI	RPI	RPI	RPI
DIV. I ONLY	16- 8	78	6- 4	182	155	99	99	11	11	
DIV. I NON-CONF.	7- 3	74	0- 0	252	154	102	102	15	15	

TOTALS	RPI 1-25	RPI 26-50	W-L RECORDS	RPI 51-100	RPI 101-999	RPI 201+				
16- 8	0- 4	0- 0	OVERALL	1- 1	15- 3	9- 0				
8- 2	0- 1	0- 0	HOME	0- 1	8- 0	6- 0				
6- 5	0- 3	0- 0	AWAY	1- 0	5- 2	3- 0				
2- 1	0- 0	0- 0	NEUTRAL	0- 0	2- 1	0- 0				
7- 3	0- 2	0- 0	NON-CONFERENCE	1- 0	6- 1	3- 0				
3- 0	0- 0	0- 0	HOME	0- 0	3- 0	3- 0				
2- 2	0- 2	0- 0	AWAY	1- 0	1- 0	0- 0				
2- 1	0- 0	0- 0	NEUTRAL	0- 0	2- 1	0- 0				
9- 5	0- 2	0- 0	CONFERENCE	0- 1	9- 2	6- 0				
5- 2	0- 1	0- 0	HOME	0- 1	5- 0	3- 0				
4- 3	0- 1	0- 0	AWAY	0- 0	4- 2	3- 0				
0- 0	0- 0	0- 0	NEUTRAL	0- 0	0- 0	0- 0				

RPI 1-25				RPI 26-50				RPI 51-100				Team's RPI: 99		RPI 101+			
RPI	S	Opponent	Score	RPI	S	Opponent	Score	RPI	S	Opponent	Score			RPI	S	Opponent	Score
12	A	Green Bay	68 75					69	H	IUPUI	61 64			113	A	Milwaukee	53 59
12	H	Green Bay	51 58					72	A	Belmont	91 81			113	H	Milwaukee	56 51
15	A	Missouri	80 82											128	A	Cleveland St.	70 71
22	A	Georgia	71 87											149	A	Kent St.	72 60
														179	N	Stetson	64 59
														192	N	Providence	69 74
														195	A	Youngstown St.	69 59
														195	H	Youngstown St.	73 50
														200	N	Richmond	85 69
														219	A	Oakland	77 57
														219	H	Oakland	80 75
														244	A	Northern Ky.	68 63
														299	H	Tennessee Tech	82 59
														317	A	Detroit Mercy	88 60
														317	H	Detroit Mercy	85 55
														327	H	Ill. -Chicago	60 50
														338	H	Chicago St.	84 39
														346	H	Eastern Ill.	81 46
LAST 12 Division I GAMES:																	
219	H	Oakland	80 75	69	H	IUPUI	61 64										
317	H	Detroit Mercy	85 55	327	H	Ill. -Chicago	60 50										
12	A	Green Bay	68 75	195	H	Youngstown St.	73 50										
113	A	Milwaukee	53 59	244	A	Northern Ky.	68 63										
195	A	Youngstown St.	69 59	317	A	Detroit Mercy	88 60										
128	A	Cleveland St.	70 71	219	A	Oakland	77 57										

Non-Div I Games: Northwestern Ohio 106 52 Cincinnati Christian 99 36

Wright St.

W
Y
o
m
i
n
g

Wyoming					Through Games Of Feb. 12, 2018						
Average RPI Win:		178	WON-LOST	WINNING	LAST 10	STRENGTH OF	OPP. STRENGTH	TEAM	ADJ.	CONF.	ADJ CONF.
Average RPI Loss:		139	RECORD	PCT. RANK	GAMES	SCHEDULE	OF SCHEDULE	RPI	RPI	RPI	RPI
DIV. I ONLY	14- 7	78	8- 2	82	194	71	71	16	16		
DIV. I NON-CONF.	5- 4	146	0- 0	30	283	66	66	14	14		

TOTALS	RPI 1-25	RPI 26-50	W-L RECORDS	RPI 51-100	RPI 101-999	RPI 201+					
14- 7	0- 1	0- 0	OVERALL	3- 1	11- 5	4- 2					
8- 1	0- 0	0- 0	HOME	3- 0	5- 1	3- 0					
6- 4	0- 1	0- 0	AWAY	0- 0	6- 3	1- 2					
0- 2	0- 0	0- 0	NEUTRAL	0- 1	0- 1	0- 0					
5- 4	0- 1	0- 0	NON-CONFERENCE	1- 1	4- 2	1- 1					
3- 0	0- 0	0- 0	HOME	1- 0	2- 0	1- 0					
2- 2	0- 1	0- 0	AWAY	0- 0	2- 1	0- 1					
0- 2	0- 0	0- 0	NEUTRAL	0- 1	0- 1	0- 0					
9- 3	0- 0	0- 0	CONFERENCE	2- 0	7- 3	3- 1					
5- 1	0- 0	0- 0	HOME	2- 0	3- 1	2- 0					
4- 2	0- 0	0- 0	AWAY	0- 0	4- 2	1- 1					
0- 0	0- 0	0- 0	NEUTRAL	0- 0	0- 0	0- 0					

RPI 1-25				RPI 26-50		RPI 51-100		Team's RPI: 71	RPI 101+		
RPI S	Opponent	Score	RPI S	Opponent	Score	RPI S	Opponent	Score	RPI S	Opponent	Score
16 A	Duke	40 63				69 N	IUPUI	59 65	115 A	Colorado St.	53 49
						85 H	Drake	75 61	115 H	Colorado St.	53 64
						86 H	New Mexico	66 55	143 H	Idaho St.	61 53
						90 H	UNLV	69 56	144 N	UNI	40 55
									145 A	Fresno St.	47 60
									150 A	Idaho	70 64
									175 A	Boise St.	66 51
									180 A	Denver	61 51
									189 A	Nevada	65 62
									189 H	Nevada	66 60
									233 A	Montana St.	46 50
									240 H	Montana	67 62
									250 H	San Jose St.	58 46
									251 A	San Diego St.	62 68
									297 A	Utah St.	64 46
									297 H	Utah St.	61 44

LAST 12 Division I GAMES:											
90 H	UNLV	69 56	297 H	Utah St.	61 44						
297 A	Utah St.	64 46	115 A	Colorado St.	53 49						
145 A	Fresno St.	47 60	86 H	New Mexico	66 55						
115 H	Colorado St.	53 64	175 A	Boise St.	66 51						
250 H	San Jose St.	58 46	189 H	Nevada	66 60						
189 A	Nevada	65 62	251 A	San Diego St.	62 68						

Non-Div I Games:											
Colo. Christian				62 33	Adams St.	73 47					

Wyoming											

W
Y
o
m
i
n
g

Loss, Non-Conf, S Site, H Home A Away N Neutral

Page 346

Loss, Non-Conf, S Site, H Home A Away N Neutral

Average RPI Win: 219

Average RPI Loss: 67

WON-LOST
RECORDWINNING
PCT. RANKLAST 10
GAMESSTRENGTH OF
SCHEDULEOPP. STRENGTH
OF SCHEDULETEAM
RPIADJ.
RPICONF.
RPIADJ CONF.
RPIDIV. I ONLY
DIV. I NON-CONF.9- 17
7- 4259
1021- 9
0- 086
21483
260213
160213
1606
66
6

TOTALS

RPI 1-25

RPI 26-50

W-L RECORDS

RPI 51-100

RPI 101-999

RPI 201+

9- 17
7- 8
1- 8
1- 10- 5
0- 2
0- 2
0- 10- 4
0- 2
0- 2
0- 0OVERALL
HOME
AWAY
NEUTRAL0- 2
0- 1
0- 1
0- 09- 6
7- 3
1- 3
1- 04- 1
4- 0
0- 1
0- 07- 4
6- 1
0- 2
1- 10- 1
0- 0
0- 0
0- 10- 1
0- 0
0- 1
0- 0NON-CONFERENCE
HOME
AWAY
NEUTRAL0- 0
0- 0
0- 0
0- 07- 2
6- 1
0- 1
1- 04- 1
4- 0
0- 1
0- 02- 13
1- 7
1- 6
0- 00- 4
0- 2
0- 2
0- 00- 3
0- 2
0- 1
0- 0CONFERENCE
HOME
AWAY
NEUTRAL0- 2
0- 1
0- 1
0- 02- 4
1- 2
1- 2
0- 00- 0
0- 0
0- 0
0- 0

RPI 1-25

RPI 26-50

RPI 51-100

RPI 101+

Team's RPI: 213

RPI	S	Opponent	Score
15	N	Missouri	48 74
23	A	Villanova	57 75
23	H	Villanova	50 89
24	A	DePaul	48 79
24	H	DePaul	72 73

RPI	S	Opponent	Score
32	A	Marquette	67 88
32	H	Marquette	63 80
37	H	Creighton	64 71
44	A	Minnesota	62 74

RPI	S	Opponent	Score
53	A	St. John's (NY)	36 70
53	H	St. John's (NY)	63 67

RPI	S	Opponent	Score
101	A	Seton Hall	53 58
101	H	Seton Hall	51 62
106	H	Wake Forest	57 62
107	A	Butler	69 62
133	A	Georgetown	60 65
133	H	Georgetown	48 65
135	H	Cincinnati	53 50
183	H	New Hampshire	71 66
188	N	Furman	75 62
192	H	Providence	68 59
205	A	Bowling Green	53 63
235	H	Grambling	72 67
269	H	Mt. St. Mary's	66 45
320	H	Fort Wayne	62 50
344	H	Florida A&M	70 52

LAST 12 Division I GAMES:

24	H	DePaul	72 73	37	H	Creighton	64 71
32	H	Marquette	63 80	192	H	Providence	68 59
53	A	St. John's (NY)	36 70	32	A	Marquette	67 88
101	A	Seton Hall	53 58	24	A	DePaul	48 79
133	H	Georgetown	48 65	101	H	Seton Hall	51 62
23	H	Villanova	50 89	53	H	St. John's (NY)	63 67

X
a
v
i
e
rX
a
v
i
e
r

Non-Div I Games:

Xavier

Average RPI Win:	196	WON-LOST	WINNING	LAST 10	STRENGTH OF	OPP. STRENGTH	TEAM	ADJ.	CONF.	ADJ CONF.
Average RPI Loss:	121	RECORD	PCT. RANK	GAMES	SCHEDULE	OF SCHEDULE	RPI	RPI	RPI	RPI
DIV. I ONLY	12- 9	134	5- 5	130	145	117	117	9	9	
DIV. I NON-CONF.	7- 6	165	1- 3	247	179	181	181	9	9	

TOTALS	RPI 1-25	RPI 26-50	W-L RECORDS	RPI 51-100	RPI 101-999	RPI 201+				
12- 9	0- 0	1- 0	OVERALL	1- 4	10- 5	6- 0				
4- 4	0- 0	1- 0	HOME	0- 2	3- 2	2- 0				
8- 3	0- 0	0- 0	AWAY	1- 1	7- 2	4- 0				
0- 2	0- 0	0- 0	NEUTRAL	0- 1	0- 1	0- 0				
7- 6	0- 0	0- 0	NON-CONFERENCE	1- 2	6- 4	4- 0				
2- 3	0- 0	0- 0	HOME	0- 1	2- 2	2- 0				
5- 1	0- 0	0- 0	AWAY	1- 0	4- 1	2- 0				
0- 2	0- 0	0- 0	NEUTRAL	0- 1	0- 1	0- 0				
5- 3	0- 0	1- 0	CONFERENCE	0- 2	4- 1	2- 0				
2- 1	0- 0	1- 0	HOME	0- 1	1- 0	0- 0				
3- 2	0- 0	0- 0	AWAY	0- 1	3- 1	2- 0				
0- 0	0- 0	0- 0	NEUTRAL	0- 0	0- 0	0- 0				

RPI	S	Opponent	Score	RPI	S	Opponent	Score	RPI	S	Opponent	Score	RPI	S	Opponent	Score
34	H	Princeton	73 59	57	N	UC Davis	61 71	116	A	Dartmouth	57 39	125	A	Brown	71 81
				58	A	TCU	82 72	125	H	Brown	77 63	148	A	Binghamton	73 69
				65	H	Indiana	68 72	154	N	Hartford	70 78	165	A	Kansas	75 81
				74	H	Penn	54 69	176	H	Army West Point	65 82	192	H	Providence	51 55
				78	A	Harvard	73 97	198	A	Stony Brook	77 71	209	A	Columbia	73 50
								267	A	Cornell	65 55	278	H	Colgate	82 56
								279	H	LIU Brooklyn	62 51	291	A	Central Conn. St.	75 62
								345	A	Saint Peter's	70 49				
LAST 12 Division I GAMES:															
267	A	Cornell	65 55	125	A	Brown	71 81								
209	A	Columbia	73 50	125	H	Brown	77 63								
74	H	Penn	54 69	154	N	Hartford	70 78								
34	H	Princeton	73 59	57	N	UC Davis	61 71								
116	A	Dartmouth	57 39	65	H	Indiana	68 72								
78	A	Harvard	73 97	345	A	Saint Peter's	70 49								

Non-Div I Games:

Yale

Average RPI Win:	257	WON-LOST	WINNING	LAST 10	STRENGTH OF	OPP. STRENGTH	TEAM	ADJ.	CONF.	ADJ CONF.
Average RPI Loss:	121	RECORD	PCT. RANK	GAMES	SCHEDULE	OF SCHEDULE	RPI	RPI	RPI	RPI
DIV. I ONLY	10- 13	210	6- 4	190	190	195	195	11	11	
DIV. I NON-CONF.	2- 7	286	0- 0	216	235	274	274	15	15	

TOTALS	RPI 1-25	RPI 26-50	W-L RECORDS	RPI 51-100	RPI 101-999	RPI 201+				
10- 13	0- 1	0- 0	OVERALL	1- 4	9- 8	8- 2				
4- 5	0- 0	0- 0	HOME	0- 2	4- 3	4- 1				
6- 8	0- 1	0- 0	AWAY	1- 2	5- 5	4- 1				
0- 0	0- 0	0- 0	NEUTRAL	0- 0	0- 0	0- 0				
2- 7	0- 0	0- 0	NON-CONFERENCE	0- 1	2- 6	2- 1				
1- 2	0- 0	0- 0	HOME	0- 0	1- 2	1- 0				
1- 5	0- 0	0- 0	AWAY	0- 1	1- 4	1- 1				
0- 0	0- 0	0- 0	NEUTRAL	0- 0	0- 0	0- 0				
8- 6	0- 1	0- 0	CONFERENCE	1- 3	7- 2	6- 1				
3- 3	0- 0	0- 0	HOME	0- 2	3- 1	3- 1				
5- 3	0- 1	0- 0	AWAY	1- 1	4- 1	3- 0				
0- 0	0- 0	0- 0	NEUTRAL	0- 0	0- 0	0- 0				

RPI 1-25				RPI 26-50				RPI 51-100				RPI 101+ Team's RPI: 195			
RPI	S	Opponent	Score	RPI	S	Opponent	Score	RPI	S	Opponent	Score	RPI	S	Opponent	Score
12	A	Green Bay	56 65					59	A	American	72 78	112	A	Saint Francis (PA)	65 79
								69	A	IUPUI	70 67	113	A	Milwaukee	61 62
								69	H	IUPUI	43 65	127	H	Bucknell	60 66
								99	A	Wright St.	50 73	128	A	Cleveland St.	66 52
								99	H	Wright St.	59 69	141	A	Robert Morris	52 84
												149	H	Kent St.	44 55
												167	A	Pittsburgh	58 66
												211	A	Akron	58 75
												219	A	Oakland	86 76
												219	H	Oakland	48 58
												244	H	Northern Ky.	54 51
												307	A	Loyola Chicago	73 49
												317	A	Detroit Mercy	72 52
												317	H	Detroit Mercy	76 59
												319	H	Northern Ari z.	69 67
												327	A	Ill. -Chicago	71 52
												327	H	Ill. -Chicago	76 63

LAST 12 Division I GAMES:															
327	A	Ill. -Chicago	71 52	128	A	Cleveland St.	66 52	59	A	Wright St.	50 73				
69	A	IUPUI	70 67	99	A	Wright St.	50 73	113	A	Milwaukee	61 62				
317	A	Detroit Mercy	72 52	12	A	Green Bay	56 65	69	H	IUPUI	43 65				
219	A	Oakland	86 76	12	A	Green Bay	56 65	69	H	IUPUI	43 65				
99	H	Wright St.	59 69	69	H	IUPUI	43 65								
244	H	Northern Ky.	54 51	327	H	Ill. -Chicago	76 63								

Non-Div I Games: Ohio Valley 86 59 Penn St.-Beaver 97 40

Youngstown St.