

Average RPI Win: 299	WON-LOST	WINNING	LAST 10	STRENGTH OF	OPP. STRENGTH	TEAM	ADJ.	CONF.	ADJ CONF.
Average RPI Loss: 181	RECORD	PCT. RANK	GAMES	SCHEDULE	OF SCHEDULE	RPI	RPI	RPI	RPI
DIV. I ONLY	6- 14	283	5- 5	202	340	285	285	27	27
DIV. I NON-CONF.	1- 7	313	0- 0	39	349	282	282	27	27
TOTALS	RPI 1-25	RPI 26-50	W-L RECORDS	RPI 51-100	RPI 101-150	RPI 150+			
6- 14	0- 1	0- 0	OVERALL	0- 3	0- 2	6- 8			
4- 4	0- 0	0- 0	HOME	0- 2	0- 1	4- 1			
2- 9	0- 1	0- 0	AWAY	0- 1	0- 1	2- 6			
0- 1	0- 0	0- 0	NEUTRAL	0- 0	0- 0	0- 1			
1- 7	0- 1	0- 0	NON-CONFERENCE	0- 1	0- 0	1- 5			
1- 2	0- 0	0- 0	HOME	0- 1	0- 0	1- 1			
0- 4	0- 1	0- 0	AWAY	0- 0	0- 0	0- 3			
0- 1	0- 0	0- 0	NEUTRAL	0- 0	0- 0	0- 1			
5- 7	0- 0	0- 0	CONFERENCE	0- 2	0- 2	5- 3			
3- 2	0- 0	0- 0	HOME	0- 1	0- 1	3- 0			
2- 5	0- 0	0- 0	AWAY	0- 1	0- 1	2- 3			
0- 0	0- 0	0- 0	NEUTRAL	0- 0	0- 0	0- 0			

RPI 1-25				RPI 26-50				RPI 51-100				RPI 101+ Team's RPI: 285			
RPI	S	Opponent	Score	RPI	S	Opponent	Score	RPI	S	Opponent	Score	RPI	S	Opponent	Score
16	A	Texas A&M	55 84					84	H	Toledo	60 76	122	H	Abilene Christian	59 72
								96	A	SFA	56 64	133	A	Lamar University	49 65
								100	H	Central Ark.	41 49	174	A	Texas St.	50 57
												187	A	Rice	36 70
												203	H	Texas Southern	64 61
												211	A	New Orleans	54 75
												243	N	UC Santa Barbara	60 66
												260	A	UTRGV	46 55
												260	H	UTRGV	65 68
												292	H	Northwestern St.	60 51
												298	A	Nicholls St.	54 74
												298	H	Nicholls St.	65 60
												331	A	Southeastern La.	69 53
												331	H	Southeastern La.	77 61
												337	A	Sam Houston St.	63 37
												345	A	Houston Baptist	51 56
LAST 12 Division I GAMES:															
331	A	Southeastern La.	69 53	100	H	Central Ark.	41 49	331	H	Southeastern La.	77 61				
345	A	Houston Baptist	51 56	292	H	Northwestern St.	60 51	96	A	SFA	56 64				
122	H	Abilene Christian	59 72	298	A	Nicholls St.	54 74	298	A	Nicholls St.	54 74				
298	H	Nicholls St.	65 60	211	A	New Orleans	54 75								
133	A	Lamar University	49 65												
337	A	Sam Houston St.	63 37												

Non-Div I Games: Schreiner 73 44 Okla. Panhandle 66 40 Montana Tech 83 50

A&M-Corpus Christi

Loss, Non-Conf, S Site, H Home A Away N Neutral

Average RPI Win:	249	WON-LOST	WINNING	LAST 10	STRENGTH OF	OPP. STRENGTH	TEAM	ADJ.	CONF.	ADJ CONF.
Average RPI Loss:	117	RECORD	PCT. RANK	GAMES	SCHEDULE	OF SCHEDULE	RPI	RPI	RPI	RPI
DIV. I ONLY	13- 8	108	8- 2	162	268	122	122	27	27	
DIV. I NON-CONF.	3- 6	230	0- 0	89	133	190	190	27	27	
TOTALS	RPI 1-25	RPI 26-50	W-L RECORDS	RPI 51-100	RPI 101-150	RPI 150+				
13- 8	0- 2	0- 1	OVERALL	1- 2	1- 0	11- 3				
8- 2	0- 0	0- 0	HOME	1- 1	1- 0	6- 1				
4- 6	0- 2	0- 1	AWAY	0- 1	0- 0	4- 2				
1- 0	0- 0	0- 0	NEUTRAL	0- 0	0- 0	1- 0				
3- 6	0- 2	0- 1	NON-CONFERENCE	0- 0	0- 0	3- 3				
2- 1	0- 0	0- 0	HOME	0- 0	0- 0	2- 1				
0- 5	0- 2	0- 1	AWAY	0- 0	0- 0	0- 2				
1- 0	0- 0	0- 0	NEUTRAL	0- 0	0- 0	1- 0				
10- 2	0- 0	0- 0	CONFERENCE	1- 2	1- 0	8- 0				
6- 1	0- 0	0- 0	HOME	1- 1	1- 0	4- 0				
4- 1	0- 0	0- 0	AWAY	0- 1	0- 0	4- 0				
0- 0	0- 0	0- 0	NEUTRAL	0- 0	0- 0	0- 0				

RPI 1-25				RPI 26-50				RPI 51-100				RPI 101+ Team's RPI: 122			
RPI	S	Opponent	Score	RPI	S	Opponent	Score	RPI	S	Opponent	Score	RPI	S	Opponent	Score
7	A	Baylor	34 79	29	A	Missouri	46 52	96	H	SFA	61 70	133	H	Lamar University	77 59
16	A	Texas A&M	45 71					100	A	Central Ark.	70 80	154	H	Omaha	73 66
								100	H	Central Ark.	83 76	161	A	UTSA	68 71
												205	A	Wichita St.	62 81
												211	H	New Orleans	68 55
												237	N	Murray St.	81 57
												260	H	UTRGV	70 54
												267	H	McNeese	77 65
												285	A	A&M-Corpus Christi	72 59
												292	H	Northwestern St.	79 57
												298	A	Nicholls St.	89 73
												318	H	UMKC	68 71
												331	A	Southeastern La.	82 57
												334	A	Incarinate Word	75 66
												337	H	Sam Houston St.	78 56
LAST 12 Division I GAMES:															
292	H	Northwestern St.	79 57	298	A	Nicholls St.	89 73								
100	A	Central Ark.	70 80	133	H	Lamar University	77 59								
337	H	Sam Houston St.	78 56	96	H	SFA	61 70								
285	A	A&M-Corpus Christi	72 59	100	H	Central Ark.	83 76								
267	H	McNeese	77 65	211	H	New Orleans	68 55								
334	A	Incarinate Word	75 66	331	A	Southeastern La.	82 57								

Non-Div I Games: Harding 74 62 Sul Ross St. 106 58 Howard Payne 87 52

Abilene Christian

Loss, Non-Conf, S Site, H Home A Away N Neutral

Average RPI Win:	314	WON-LOST	WINNING	LAST 10	STRENGTH OF	OPP. STRENGTH	TEAM	ADJ.	CONF.	ADJ CONF.
Average RPI Loss:	154	RECORD	PCT. RANK	GAMES	SCHEDULE	OF SCHEDULE	RPI	RPI	RPI	RPI
DIV. I ONLY	3- 19	331	1- 9	159	247	311	311	13	13	
DIV. I NON-CONF.	2- 8	288	0- 0	232	338	316	316	15	15	
TOTALS	RPI 1-25	RPI 26-50	W-L RECORDS	RPI 51-100	RPI 101-150	RPI 150+				
3- 19	0- 0	0- 0	OVERALL	0- 6	0- 3	3- 10				
1- 10	0- 0	0- 0	HOME	0- 4	0- 3	1- 3				
2- 9	0- 0	0- 0	AWAY	0- 2	0- 0	2- 7				
0- 0	0- 0	0- 0	NEUTRAL	0- 0	0- 0	0- 0				
2- 8	0- 0	0- 0	NON-CONFERENCE	0- 1	0- 3	2- 4				
1- 4	0- 0	0- 0	HOME	0- 0	0- 3	1- 1				
1- 4	0- 0	0- 0	AWAY	0- 1	0- 0	1- 3				
0- 0	0- 0	0- 0	NEUTRAL	0- 0	0- 0	0- 0				
1- 11	0- 0	0- 0	CONFERENCE	0- 5	0- 0	1- 6				
0- 6	0- 0	0- 0	HOME	0- 4	0- 0	0- 2				
1- 5	0- 0	0- 0	AWAY	0- 1	0- 0	1- 4				
0- 0	0- 0	0- 0	NEUTRAL	0- 0	0- 0	0- 0				

RPI S	Opponent	Score	RPI S	Opponent	Score	RPI S	Opponent	Score	RPI S	Opponent	Score	Team's RPI: 311
						55	H Colorado St.	35 72	106	H Vanderbilt	49 75	
						81	A Colorado	68 95	113	H Northern Colo.	44 71	
						83	H UNLV	56 60	125	H Navy	46 64	
						89	H Boise St.	59 69	152	A New Mexico	64 81	
						99	A Wyoming	41 73	157	A Fresno St.	40 63	
						99	H Wyoming	54 66	157	H Fresno St.	56 72	
									159	A Army West Point	47 75	
									177	A Utah St.	62 65	
									199	A San Jose St.	74 86	
									214	H Weber St.	61 76	
									272	A San Diego St.	62 59	
									283	H Nevada	51 56	
									289	A Eastern Mich.	44 65	
									295	A Denver	52 65	
									328	H Utah Valley	64 53	
									342	A Fairleigh Dickinson	56 48	
LAST 12 Division I GAMES:												
			89	H Boise St.	59 69	283	H Nevada	51 56				
			152	A New Mexico	64 81	199	A San Jose St.	74 86				
			99	A Wyoming	41 73	157	A Fresno St.	40 63				
			157	H Fresno St.	56 72	55	H Colorado St.	35 72				
			272	A San Diego St.	62 59	177	A Utah St.	62 65				
			83	H UNLV	56 60	99	H Wyoming	54 66				

Non-Div I Games:

Air Force

■ Loss,
 ■ Non-Conf, S Site,
 ■ Home
 ■ Away
 N Neutral

Average RPI Win: 260	WON-LOST	WINNING	LAST 10	STRENGTH OF	OPP. STRENGTH	TEAM	ADJ.	CONF.	ADJ CONF.
Average RPI Loss: 135	RECORD	PCT. RANK	GAMES	SCHEDULE	OF SCHEDULE	RPI	RPI	RPI	RPI
DIV. I ONLY	7- 14	263	2- 8	205	181	226	226	10	10
DIV. I NON-CONF.	5- 4	143	0- 0	246	227	163	163	11	11
TOTALS	RPI 1-25	RPI 26-50	W-L RECORDS	RPI 51-100	RPI 101-150	RPI 150+			
7- 14	0- 0	0- 2	OVERALL	1- 3	0- 4	6- 5			
1- 7	0- 0	0- 1	HOME	0- 1	0- 3	1- 2			
6- 6	0- 0	0- 0	AWAY	1- 2	0- 1	5- 3			
0- 1	0- 0	0- 1	NEUTRAL	0- 0	0- 0	0- 0			
5- 4	0- 0	0- 1	NON-CONFERENCE	0- 2	0- 1	5- 0			
0- 2	0- 0	0- 0	HOME	0- 1	0- 1	0- 0			
5- 1	0- 0	0- 0	AWAY	0- 1	0- 0	5- 0			
0- 1	0- 0	0- 1	NEUTRAL	0- 0	0- 0	0- 0			
2- 10	0- 0	0- 1	CONFERENCE	1- 1	0- 3	1- 5			
1- 5	0- 0	0- 1	HOME	0- 0	0- 2	1- 2			
1- 5	0- 0	0- 0	AWAY	1- 1	0- 1	0- 3			
0- 0	0- 0	0- 0	NEUTRAL	0- 0	0- 0	0- 0			

RPI 1-25				RPI 26-50				RPI 51-100				RPI 101+				Team's RPI: 226
RPI	S	Opponent	Score	RPI	S	Opponent	Score	RPI	S	Opponent	Score	RPI	S	Opponent	Score	
				32	N	Elon	62 65	60	A	Central Mich.	62 89	107	H	Kent St.	58 72	
				40	H	Ohio	69 85	74	H	Bucknell	47 61	112	H	Duquesne	57 67	
								80	A	Penn St.	71 84	146	A	Ball St.	70 80	
								82	A	Northern Ill.	84 55	146	H	Ball St.	63 90	
												172	A	Western Mich.	60 73	
												172	H	Western Mich.	57 73	
												213	A	Miami (OH)	49 54	
												245	A	Canisius	73 64	
												258	A	Georgia St.	78 66	
												265	A	Bowling Green	50 86	
												265	H	Bowling Green	58 62	
												289	H	Eastern Mich.	80 62	
												304	A	Eastern Ky.	63 57	
												313	A	Youngstown St.	76 74	
												329	A	Winthrop	80 59	
LAST 12 Division I GAMES:																
				107	H	Kent St.	58 72	82	A	Northern Ill.	84 55					
				213	A	Miami (OH)	49 54	146	A	Ball St.	70 80					
				265	A	Bowling Green	50 86	40	H	Ohio	69 85					
				146	H	Ball St.	63 90	265	H	Bowling Green	58 62					
				289	H	Eastern Mich.	80 62	60	A	Central Mich.	62 89					
				172	H	Western Mich.	57 73	172	A	Western Mich.	60 73					

Non-Div I Games: Ohio Christian 69 52 Malone 63 52

Akron

■ Loss,
 ■ Non-Conf, S Site,
 ■ Home
 ■ Away
 N Neutral

Alabama

Through Games Of Feb. 12, 2017

Average RPI Win:	219	WON-LOST	WINNING	LAST 10	STRENGTH OF	OPP. STRENGTH	TEAM	ADJ.	CONF.	ADJ CONF.
Average RPI Loss:	44	RECORD	PCT. RANK	GAMES	SCHEDULE	OF SCHEDULE	RPI	RPI	RPI	RPI
DIV. I ONLY	15- 10	113	2- 8	151	71	138	138	2	2	
DIV. I NON-CONF.	12- 1	7	0- 0	340	274	120	120	2	2	
TOTALS	RPI 1-25	RPI 26-50	W-L RECORDS	RPI 51-100	RPI 101-150	RPI 150+				
15- 10	0- 5	2- 2	OVERALL	0- 1	3- 2	10- 0				
11- 5	0- 2	1- 1	HOME	0- 1	2- 1	8- 0				
2- 5	0- 3	1- 1	AWAY	0- 0	1- 1	0- 0				
2- 0	0- 0	0- 0	NEUTRAL	0- 0	0- 0	2- 0				
12- 1	0- 0	1- 1	NON-CONFERENCE	0- 0	1- 0	10- 0				
10- 0	0- 0	1- 0	HOME	0- 0	1- 0	8- 0				
0- 1	0- 0	0- 1	AWAY	0- 0	0- 0	0- 0				
2- 0	0- 0	0- 0	NEUTRAL	0- 0	0- 0	2- 0				
3- 9	0- 5	1- 1	CONFERENCE	0- 1	2- 2	0- 0				
1- 5	0- 2	0- 1	HOME	0- 1	1- 1	0- 0				
2- 4	0- 3	1- 0	AWAY	0- 0	1- 1	0- 0				
0- 0	0- 0	0- 0	NEUTRAL	0- 0	0- 0	0- 0				

RPI	S	Opponent	Score	RPI	S	Opponent	Score	RPI	S	Opponent	Score	RPI	S	Opponent	Score	Team's RPI: 138
3	A	South Carolina	45 93	29	A	Missouri	59 58	58	H	Florida	56 66	106	A	Vanderbilt	80 87	
4	H	Mississippi St.	54 67	35	H	Auburn	55 66					110	A	Ole Miss	65 57	
15	H	Kentucky	54 71	45	H	Georgia Tech	67 65					110	H	Ole Miss	90 80	
16	A	Texas A&M	48 69	49	A	Georgetown	59 70					131	H	Arkansas	50 68	
24	A	LSU	41 48									147	H	Kansas	71 65	
												211	H	New Orleans	78 57	
												238	H	Ga. Southern	66 48	
												258	H	Georgia St.	80 57	
												267	N	McNeese	84 63	
												290	H	Alcorn	93 43	
												291	N	UTEP	78 60	
												299	H	Mississippi Val.	93 44	
												303	H	Lipscomb	82 35	
												341	H	Florida A&M	81 46	
												349	H	Alabama A&M	97 29	
LAST 12 Division I GAMES:																
58	H	Florida	56 66	4	H	Mississippi St.	54 67									
16	A	Texas A&M	48 69	131	H	Arkansas	50 68									
24	A	LSU	41 48	15	H	Kentucky	54 71									
35	H	Auburn	55 66	29	A	Missouri	59 58									
106	A	Vanderbilt	80 87	110	H	Ole Miss	90 80									
110	A	Ole Miss	65 57	3	A	South Carolina	45 93									

Non-Div I Games:

Alabama

■ Loss,
 ■ Non-Conf,
 S Site,
 ■ Home
 ■ Away
 N Neutral

Alabama A&M

Through Games Of Feb. 12, 2017

Average RPI Win:	0	WON-LOST	WINNING	LAST 10	STRENGTH OF	OPP. STRENGTH	TEAM	ADJ.	CONF.	ADJ CONF.
Average RPI Loss:	239	RECORD	PCT. RANK	GAMES	SCHEDULE	OF SCHEDULE	RPI	RPI	RPI	RPI
DIV. I ONLY	0- 19	348	0- 10	327	335	349	349	30	30	
DIV. I NON-CONF.	0- 7	335	0- 0	216	256	343	343	30	30	
TOTALS	RPI 1-25	RPI 26-50	W-L RECORDS	RPI 51-100	RPI 101-150	RPI 150+				
0- 19	0- 0	0- 0	OVERALL	0- 1	0- 2	0- 16				
0- 7	0- 0	0- 0	HOME	0- 0	0- 0	0- 7				
0- 12	0- 0	0- 0	AWAY	0- 0	0- 0	0- 4				
0- 0	0- 0	0- 0	NEUTRAL	0- 0	0- 0	0- 0				
0- 7	0- 0	0- 0	NON-CONFERENCE	0- 1	0- 2	0- 4				
0- 0	0- 0	0- 0	HOME	0- 0	0- 0	0- 0				
0- 7	0- 0	0- 0	AWAY	0- 1	0- 2	0- 4				
0- 0	0- 0	0- 0	NEUTRAL	0- 0	0- 0	0- 0				
0- 12	0- 0	0- 0	CONFERENCE	0- 0	0- 0	0- 12				
0- 7	0- 0	0- 0	HOME	0- 0	0- 0	0- 7				
0- 5	0- 0	0- 0	AWAY	0- 0	0- 0	0- 5				
0- 0	0- 0	0- 0	NEUTRAL	0- 0	0- 0	0- 0				

RPI 1-25				RPI 26-50				RPI 51-100				RPI 101+ Team's RPI: 349					
RPI	S	Opponent	Score	RPI	S	Opponent	Score	RPI	S	Opponent	Score	RPI	S	Opponent	Score		
								79	A	Western Ky.	32	96	108	A	North Carolina	35	80
												138	A	Alabama	29	97	
												203	A	Texas Southern	51	60	
												217	A	Alabama St.	35	62	
												217	H	Alabama St.	37	52	
												218	H	Grambling	53	68	
												237	A	Murray St.	49	81	
												239	A	Samford	37	61	
												247	H	Southern U.	54	66	
												269	A	Southeast Mo. St.	47	75	
												276	A	Evansville	54	63	
												279	A	Ark.-Pine Bluff	57	61	
												279	H	Ark.-Pine Bluff	55	65	
												290	H	Alcorn	57	73	
												296	A	Prairie View	47	71	
												299	A	Mississippi Val.	58	60	
												299	H	Mississippi Val.	52	58	
												346	H	Jackson St.	54	64	
LAST 12 Division I GAMES:																	
				217	A	Alabama St.	35	62				247	H	Southern U.	54	66	
				279	H	Ark.-Pine Bluff	55	65				217	H	Alabama St.	37	52	
				299	H	Mississippi Val.	52	58				279	A	Ark.-Pine Bluff	57	61	
				203	A	Texas Southern	51	60				299	A	Mississippi Val.	58	60	
				296	A	Prairie View	47	71				218	H	Grambling	53	68	
				290	H	Alcorn	57	73				346	H	Jackson St.	54	64	

Non-Div I Games: Oakwood 68 65 Concordia (AL) 61 58

Alabama A&M

Loss, Non-Conf, S Site, H Home A Away N Neutral

Average RPI Win:	306	WON-LOST	WINNING	LAST 10	STRENGTH OF	OPP. STRENGTH	TEAM	ADJ.	CONF.	ADJ CONF.
Average RPI Loss:	137	RECORD	PCT. RANK	GAMES	SCHEDULE	OF SCHEDULE	RPI	RPI	RPI	RPI
DIV. I ONLY	9- 12	216	8- 2	261	271	217	217	30	30	
DIV. I NON-CONF.	0- 9	335	0- 0	28	16	262	262	30	30	
TOTALS	RPI 1-25	RPI 26-50	W-L RECORDS	RPI 51-100	RPI 101-150	RPI 150+				
9- 12	0- 2	0- 2	OVERALL	0- 0	0- 3	9- 5				
5- 2	0- 0	0- 0	HOME	0- 0	0- 0	5- 2				
4- 10	0- 0	0- 0	AWAY	0- 0	0- 2	4- 1				
0- 0	0- 0	0- 0	NEUTRAL	0- 0	0- 0	0- 0				
0- 9	0- 2	0- 2	NON-CONFERENCE	0- 0	0- 3	0- 2				
0- 0	0- 0	0- 0	HOME	0- 0	0- 0	0- 0				
0- 9	0- 2	0- 2	AWAY	0- 0	0- 3	0- 2				
0- 0	0- 0	0- 0	NEUTRAL	0- 0	0- 0	0- 0				
9- 3	0- 0	0- 0	CONFERENCE	0- 0	0- 0	9- 3				
5- 2	0- 0	0- 0	HOME	0- 0	0- 0	5- 2				
4- 1	0- 0	0- 0	AWAY	0- 0	0- 0	4- 1				
0- 0	0- 0	0- 0	NEUTRAL	0- 0	0- 0	0- 0				

RPI 1-25			RPI 26-50			RPI 51-100			RPI 101+ Team's RPI: 217		
RPI	S	Opponent	Score	RPI	S	Opponent	Score	RPI	S	Opponent	Score
4	A	Mississippi St.	47 90	27	A	Ohio St.	61 118	108	A	North Carolina	54 84
24	A	LSU	40 93	45	A	Georgia Tech	48 70	109	A	Troy	66 95
								120	A	Southern Miss.	43 70
								203	A	Texas Southern	48 52
								218	H	Grambling	45 60
								239	A	Samford	49 63
								247	H	Southern U.	75 70
								262	A	Savannah St.	39 54
								279	A	Ark.-Pine Bluff	74 62
								279	H	Ark.-Pine Bluff	51 52
								290	H	Alcorn	72 54
								296	A	Prairie View	75 61
								299	A	Mississippi Val.	79 73
								299	H	Mississippi Val.	71 57
								346	H	Jackson St.	73 64
								349	A	Alabama A&M	52 37
								349	H	Alabama A&M	62 35
LAST 12 Division I GAMES:											
349	H	Alabama A&M	62 35	290	H	Alcorn	72 54				
299	H	Mississippi Val.	71 57	349	A	Alabama A&M	52 37				
279	H	Ark.-Pine Bluff	51 52	299	A	Mississippi Val.	79 73				
296	A	Prairie View	75 61	279	A	Ark.-Pine Bluff	74 62				
203	A	Texas Southern	48 52	346	H	Jackson St.	73 64				
247	H	Southern U.	75 70	218	H	Grambling	45 60				

Non-Div I Games: Mobile 84 45

Alabama St.

■ Loss,
 ■ Non-Conf,
 ■ S Site,
 ■ Home
 ■ A Away
 N Neutral

Average RPI Win: 233	WON-LOST	WINNING	LAST 10	STRENGTH OF	OPP. STRENGTH	TEAM	ADJ.	CONF.	ADJ CONF.
Average RPI Loss: 126	RECORD	PCT. RANK	GAMES	SCHEDULE	OF SCHEDULE	RPI	RPI	RPI	RPI
DIV. I ONLY	14- 10	126	7- 3	192	198	140	140	22	22
DIV. I NON-CONF.	5- 7	205	0- 0	162	122	177	177	22	22
TOTALS	RPI 1-25	RPI 26-50	W-L RECORDS	RPI 51-100	RPI 101-150	RPI 150+			
14- 10	0- 2	0- 0	OVERALL	1- 2	0- 3	13- 3			
10- 1	0- 0	0- 0	HOME	1- 0	0- 0	9- 1			
4- 8	0- 1	0- 0	AWAY	0- 2	0- 3	4- 2			
0- 1	0- 1	0- 0	NEUTRAL	0- 0	0- 0	0- 0			
5- 7	0- 2	0- 0	NON-CONFERENCE	0- 1	0- 2	5- 2			
4- 0	0- 0	0- 0	HOME	0- 0	0- 0	4- 0			
1- 6	0- 1	0- 0	AWAY	0- 1	0- 2	1- 2			
0- 1	0- 1	0- 0	NEUTRAL	0- 0	0- 0	0- 0			
9- 3	0- 0	0- 0	CONFERENCE	1- 1	0- 1	8- 1			
6- 1	0- 0	0- 0	HOME	1- 0	0- 0	5- 1			
3- 2	0- 0	0- 0	AWAY	0- 1	0- 1	3- 0			
0- 0	0- 0	0- 0	NEUTRAL	0- 0	0- 0	0- 0			























































RPI 1-25				RPI 26-50				RPI 51-100				RPI 101+ Team's RPI: 140			
RPI	S	Opponent	Score	RPI	S	Opponent	Score	RPI	S	Opponent	Score	RPI	S	Opponent	Score
15	A	Kentucky	46 70					73	A	St. John's (NY)	36 54	116	A	Fordham	82 89
20	N	Miami (FL)	53 77					94	A	New Hampshire	58 71	129	A	Maine	71 84
								94	H	New Hampshire	64 55	143	A	Yale	53 64
												159	H	Army West Point	65 59
												169	H	Fairfield	59 45
												182	H	Hartford	82 71
												194	H	Siena	88 86
												198	A	Binghamton	67 61
												198	H	Binghamton	80 63
												210	H	UMBC	56 64
												227	A	St. Bonaventure	59 67
												231	A	Dartmouth	61 69
												249	H	Boston U.	69 54
												263	A	Stony Brook	75 57
												263	H	Stony Brook	64 54
												275	H	Vermont	64 53
												338	A	UMass Lowell	79 60
												338	H	UMass Lowell	93 69
												339	A	Wagner	75 50
LAST 12 Division I GAMES:															
198	H	Binghamton	80 63	129	A	Maine	71 84								
94	H	New Hampshire	64 55	198	A	Binghamton	67 61								
263	A	Stony Brook	75 57	210	H	UMBC	56 64								
338	A	UMass Lowell	79 60	94	A	New Hampshire	58 71								
182	H	Hartford	82 71	263	H	Stony Brook	64 54								
275	H	Vermont	64 53	338	H	UMass Lowell	93 69								

Non-Div I Games: Post 85 61

Albany (NY)






■ Loss,
 ■ Non-Conf,
 ■ S Site,
 ■ H Home
 ■ A Away
 N Neutral

Average RPI Win: 308	WON-LOST	WINNING	LAST 10	STRENGTH OF	OPP. STRENGTH	TEAM	ADJ.	CONF.	ADJ CONF.
Average RPI Loss: 171	RECORD	PCT. RANK	GAMES	SCHEDULE	OF SCHEDULE	RPI	RPI	RPI	RPI
DIV. I ONLY	8- 15	256	2- 2	291	322	290	290	30	30
DIV. I NON-CONF.	0- 11	335	0- 1	137	183	324	324	30	30
TOTALS	RPI 1-25	RPI 26-50	W-L RECORDS	RPI 51-100	RPI 101-150	RPI 150+			
8- 15	0- 0	0- 0	OVERALL	0- 3	0- 4	8- 8			
5- 4	0- 0	0- 0	HOME	0- 1	0- 0	5- 3			
3- 10	0- 0	0- 0	AWAY	0- 1	0- 1	3- 2			
0- 1	0- 0	0- 0	NEUTRAL	0- 0	0- 0	0- 1			
0- 11	0- 0	0- 0	NON-CONFERENCE	0- 3	0- 4	0- 4			
0- 2	0- 0	0- 0	HOME	0- 1	0- 0	0- 1			
0- 8	0- 0	0- 0	AWAY	0- 2	0- 4	0- 2			
0- 1	0- 0	0- 0	NEUTRAL	0- 0	0- 0	0- 1			
8- 4	0- 0	0- 0	CONFERENCE	0- 0	0- 0	8- 4			
5- 2	0- 0	0- 0	HOME	0- 0	0- 0	5- 2			
3- 2	0- 0	0- 0	AWAY	0- 0	0- 0	3- 2			
0- 0	0- 0	0- 0	NEUTRAL	0- 0	0- 0	0- 0			

RPI 1-25			RPI 26-50			RPI 51-100			RPI 101+			Team's RPI: 290
RPI	S	Opponent	Score	RPI	S	Opponent	Score	RPI	S	Opponent	Score	
						85  Texas Tech	37  90	115  Arizona	59  74			
						100  Central Ark.	45  59	120  Southern Miss.	56  99			
						100  Central Ark.	57  71	121  TCU	39  95			
								138  Alabama	43  93			
								183  Houston	70  85			
								203  Texas Southern	53  57			
								217  Alabama St.	54  72			
								218  Grambling	63  86			
								218  Grambling	63  67			
								222  Grand Canyon	44  77			
								247  Southern U.	69 63			
								251  Jacksonville St.	66  70			
								269 N  Southeast Mo. St.	50  68			
								279  Ark.-Pine Bluff	70 48			
								296  Prairie View	62 55			
								299  Mississippi Val.	68 60			
								299  Mississippi Val.	69 49			
								346  Jackson St.	70 53			
								346  Jackson St.	74 51			
								349  Alabama A&M	73 57			
LAST 12 Division I GAMES:												
269 N		 Southeast Mo. St.	50  68	217	 Alabama St.	54  72						
299		Mississippi Val.	68 60	279	 Ark.-Pine Bluff	70 48						
218		Grambling	63  67	299	 Mississippi Val.	69 49						
346		Jackson St.	74 51	218	 Grambling	63  86						
247		Southern U.	69 63	346	 Jackson St.	70 53						
349		Alabama A&M	73 57	296	 Prairie View	62 55						

Non-Div I Games:

Alcorn

 Loss,
  Non-Conf,
  S Site,
  Home
  Away
 N Neutral

Average RPI Win:	233	WON-LOST	WINNING	LAST 10	STRENGTH OF	OPP. STRENGTH	TEAM	ADJ.	CONF.	ADJ CONF.
Average RPI Loss:	159	RECORD	PCT. RANK	GAMES	SCHEDULE	OF SCHEDULE	RPI	RPI	RPI	RPI
DIV. I ONLY	11- 13	195	6- 4	163	257	188	188	23	23	
DIV. I NON-CONF.	3- 8	262	0- 0	99	202	218	218	25	25	
TOTALS	RPI 1-25	RPI 26-50	W-L RECORDS	RPI 51-100	RPI 101-150	RPI 150+				
11- 13	0- 0	1- 1	OVERALL	1- 2	0- 3	9- 7				
6- 4	0- 0	1- 0	HOME	1- 0	0- 2	4- 2				
5- 7	0- 0	0- 1	AWAY	0- 2	0- 0	5- 4				
0- 2	0- 0	0- 0	NEUTRAL	0- 0	0- 1	0- 1				
3- 8	0- 0	1- 1	NON-CONFERENCE	0- 1	0- 3	2- 3				
2- 2	0- 0	1- 0	HOME	0- 0	0- 2	1- 0				
1- 4	0- 0	0- 1	AWAY	0- 1	0- 0	1- 2				
0- 2	0- 0	0- 0	NEUTRAL	0- 0	0- 1	0- 1				
8- 5	0- 0	0- 0	CONFERENCE	1- 1	0- 0	7- 4				
4- 2	0- 0	0- 0	HOME	1- 0	0- 0	3- 2				
4- 3	0- 0	0- 0	AWAY	0- 1	0- 0	4- 2				
0- 0	0- 0	0- 0	NEUTRAL	0- 0	0- 0	0- 0				

RPI	S	Opponent	Score	RPI	S	Opponent	Score	RPI	S	Opponent	Score	RPI	S	Opponent	Score	Team's RPI: 188
31	A	Michigan	33 82	74	A	Bucknell	67 73	117	H	Delaware	55 56	128	H	William & Mary	34 48	
48	H	George Washington	66 61	74	H	Bucknell	59 47	134	N	VCU	62 68	159	A	Army West Point	51 53	
				80	A	Penn St.	65 70	159	H	Army West Point	57 68	164	A	La Salle	59 63	
								189	A	Hofstra	67 72	210	H	UMBC	70 53	
								246	A	Colgate	73 62	246	H	Colgate	68 57	
								249	A	Boston U.	62 71	249	H	Boston U.	73 62	
								258	N	Georgia St.	58 59	260	A	Loyola Maryland	60 45	
								302	A	Lehigh	70 58	302	H	Lehigh	68 51	
								313	A	Youngstown St.	77 64	317	A	Lafayette	76 52	
								319	H	Holy Cross	60 61					
LAST 12 Division I GAMES:																
159	H	Army West Point	57 68	317	A	Lafayette	76 52									
249	A	Boston U.	62 71	159	A	Army West Point	51 53									
302	A	Lehigh	70 58	249	H	Boston U.	73 62									
74	H	Bucknell	59 47	302	H	Lehigh	68 51									
246	A	Colgate	73 62	74	A	Bucknell	67 73									
319	H	Holy Cross	60 61	246	H	Colgate	68 57									

Non-Div I Games:

American

■ Loss,
 ■ Non-Conf,
 ■ S Site,
 ■ H Home
 ■ A Away
 N Neutral

Appalachian St.

Through Games Of Feb. 12, 2017

Average RPI Win:	257	WON-LOST	WINNING	LAST 10	STRENGTH OF	OPP. STRENGTH	TEAM	ADJ.	CONF.	ADJ CONF.
Average RPI Loss:	134	RECORD	PCT. RANK	GAMES	SCHEDULE	OF SCHEDULE	RPI	RPI	RPI	RPI
DIV. I ONLY	10- 14	220	3- 7	166	221	195	195	21	21	
DIV. I NON-CONF.	5- 6	186	0- 0	155	196	167	167	19	19	
TOTALS	RPI 1-25	RPI 26-50	W-L RECORDS	RPI 51-100	RPI 101-150	RPI 150+				
10- 14	0- 2	0- 3	OVERALL	0- 2	0- 1	10- 6				
4- 6	0- 0	0- 1	HOME	0- 1	0- 1	4- 3				
5- 8	0- 2	0- 2	AWAY	0- 1	0- 0	5- 3				
1- 0	0- 0	0- 0	NEUTRAL	0- 0	0- 0	1- 0				
5- 6	0- 2	0- 1	NON-CONFERENCE	0- 0	0- 1	5- 2				
2- 2	0- 0	0- 0	HOME	0- 0	0- 1	2- 1				
2- 4	0- 2	0- 1	AWAY	0- 0	0- 0	2- 1				
1- 0	0- 0	0- 0	NEUTRAL	0- 0	0- 0	1- 0				
5- 8	0- 0	0- 2	CONFERENCE	0- 2	0- 0	5- 4				
2- 4	0- 0	0- 1	HOME	0- 1	0- 0	2- 2				
3- 4	0- 0	0- 1	AWAY	0- 1	0- 0	3- 2				
0- 0	0- 0	0- 0	NEUTRAL	0- 0	0- 0	0- 0				

RPI 1-25				RPI 26-50				RPI 51-100				RPI 101+ Team's RPI: 195			
RPI	S	Opponent	Score	RPI	S	Opponent	Score	RPI	S	Opponent	Score	RPI	S	Opponent	Score
14	A	Tennessee	66 92	43	A	Little Rock	55 67	97	A	UT Arlington	63 74	137	H	Radford	54 57
19	A	DePaul	58 99	43	H	Little Rock	69 77	97	H	UT Arlington	62 73	174	A	Texas St.	66 64
				45	A	Georgia Tech	52 81					174	H	Texas St.	37 53
												190	A	ETSU	71 68
												204	H	Col. of Charleston	62 65
												229	A	Richmond	46 55
												234	H	UNC Asheville	81 51
												238	A	Ga. Southern	50 53
												238	H	Ga. Southern	73 48
												248	A	Liberty	66 57
												258	A	Georgia St.	67 63
												258	H	Georgia St.	55 59
												273	H	N.C. A&T	71 58
												277	A	Coastal Caro.	55 60
												307	N	Gardner-Webb	72 67
												322	A	Arkansas St.	81 72
												322	H	Arkansas St.	76 50
LAST 12 Division I GAMES:															
258	H	Georgia St.	55 59	238	A	Ga. Southern	50 53								
238	H	Ga. Southern	73 48	258	A	Georgia St.	67 63								
322	A	Arkansas St.	81 72	277	A	Coastal Caro.	55 60								
43	A	Little Rock	55 67	43	H	Little Rock	69 77								
97	H	UT Arlington	62 73	322	H	Arkansas St.	76 50								
174	H	Texas St.	37 53	174	A	Texas St.	66 64								

Non-Div I Games:

Appalachian St.

■ Loss,
 ■ Non-Conf, S Site,
 ■ Home
 ■ Away
 N Neutral

Arizona

Through Games Of Feb. 12, 2017

Average RPI Win:	198	WON-LOST	WINNING	LAST 10	STRENGTH OF	OPP. STRENGTH	TEAM	ADJ.	CONF.	ADJ CONF.
Average RPI Loss:	55	RECORD	PCT. RANK	GAMES	SCHEDULE	OF SCHEDULE	RPI	RPI	RPI	RPI
DIV. I ONLY	12- 13	183	2- 8	65	51	115	115	1	1	
DIV. I NON-CONF.	9- 2	37	0- 0	315	291	132	132	1	1	
TOTALS	RPI 1-25	RPI 26-50	W-L RECORDS	RPI 51-100	RPI 101-150	RPI 150+				
12- 13	0- 6	0- 1	OVERALL	3- 4	0- 1	9- 1				
7- 6	0- 3	0- 1	HOME	1- 1	0- 0	6- 1				
5- 7	0- 3	0- 0	AWAY	2- 3	0- 1	3- 0				
0- 0	0- 0	0- 0	NEUTRAL	0- 0	0- 0	0- 0				
9- 2	0- 0	0- 0	NON-CONFERENCE	0- 0	0- 1	9- 1				
6- 1	0- 0	0- 0	HOME	0- 0	0- 0	6- 1				
3- 1	0- 0	0- 0	AWAY	0- 0	0- 1	3- 0				
0- 0	0- 0	0- 0	NEUTRAL	0- 0	0- 0	0- 0				
3- 11	0- 6	0- 1	CONFERENCE	3- 4	0- 0	0- 0				
1- 5	0- 3	0- 1	HOME	1- 1	0- 0	0- 0				
2- 6	0- 3	0- 0	AWAY	2- 3	0- 0	0- 0				
0- 0	0- 0	0- 0	NEUTRAL	0- 0	0- 0	0- 0				

RPI S Opponent	Score	RPI S Opponent	Score	RPI S Opponent	Score	RPI S Opponent	Score
6 A Washington	55 91	36 H Oregon	65 79	52 A Utah	81 70	147 A Kansas	51 75
6 H Washington	73 90			54 A Southern California	54 58	177 H Utah St.	61 57
10 H Oregon St.	57 65			67 A California	60 71	178 A New Mexico St.	74 63
11 A Stanford	46 73			67 H California	64 74	179 A George Mason	81 70
11 H Stanford	55 77			81 A Colorado	56 65	202 H North Texas	58 62
12 A UCLA	49 69			88 A Washington St.	70 62	218 H Grambling	73 46
				88 H Washington St.	56 55	232 H San Diego	76 59
						255 H Portland St.	75 52
						286 A Southern Utah	77 65
						290 H Alcorn	74 59
						330 H Fla. Atlantic	77 67
LAST 12 Division I GAMES:							
88 A Washington St.	70 62	67 A California	60 71				
6 A Washington	55 91	11 A Stanford	46 73				
10 H Oregon St.	57 65	88 H Washington St.	56 55				
36 H Oregon	65 79	6 H Washington	73 90				
12 A UCLA	49 69	52 A Utah	81 70				
54 A Southern California	54 58	81 A Colorado	56 65				

Non-Div I Games:

Arizona

Loss, Non-Conf, S Site, H Home A Away N Neutral

Average RPI Win:	120	WON-LOST	WINNING	LAST 10	STRENGTH OF	OPP. STRENGTH	TEAM	ADJ.	CONF.	ADJ CONF.
Average RPI Loss:	19	RECORD	PCT. RANK	GAMES	SCHEDULE	OF SCHEDULE	RPI	RPI	RPI	RPI
DIV. I ONLY	16- 9	97	4- 6	12	4	26	26	1	1	
DIV. I NON-CONF.	9- 2	37	0- 0	88	55	33	33	1	1	
TOTALS	RPI 1-25	RPI 26-50	W-L RECORDS	RPI 51-100	RPI 101-150	RPI 150+				
16- 9	1- 7	1- 1	OVERALL	9- 1	1- 0	4- 0				
9- 3	0- 3	1- 0	HOME	3- 0	1- 0	4- 0				
6- 5	1- 3	0- 1	AWAY	5- 1	0- 0	0- 0				
1- 1	0- 1	0- 0	NEUTRAL	1- 0	0- 0	0- 0				
9- 2	1- 1	0- 1	NON-CONFERENCE	3- 0	1- 0	4- 0				
6- 0	0- 0	0- 0	HOME	1- 0	1- 0	4- 0				
2- 1	1- 0	0- 1	AWAY	1- 0	0- 0	0- 0				
1- 1	0- 1	0- 0	NEUTRAL	1- 0	0- 0	0- 0				
7- 7	0- 6	1- 0	CONFERENCE	6- 1	0- 0	0- 0				
3- 3	0- 3	1- 0	HOME	2- 0	0- 0	0- 0				
4- 4	0- 3	0- 0	AWAY	4- 1	0- 0	0- 0				
0- 0	0- 0	0- 0	NEUTRAL	0- 0	0- 0	0- 0				

RPI 1-25				RPI 26-50				Team's RPI: 26	RPI 51-100				RPI 101+			
RPI	S	Opponent	Score	RPI	S	Opponent	Score		RPI	S	Opponent	Score	RPI	S	Opponent	Score
6	A	Washington	57 70	36	H	Oregon	68 63		52	A	Utah	66 44	150	H	Oral Roberts	79 52
6	H	Washington	54 65	42	A	Marquette	63 75		54	A	Southern California	50 65	199	H	San Jose St.	82 37
10	H	Oregon St.	45 54						58	H	Florida	69 63	249	H	Boston U.	71 42
11	A	Stanford	56 66						64	A	Middle Tenn.	69 48	314	H	Illinois St.	76 40
11	H	Stanford	57 64						67	A	California	54 45	319	H	Holy Cross	63 33
12	A	UCLA	60 69						67	H	California	72 62				
15	A	Kentucky	73 71						73	N	St. John's (NY)	54 41				
17	N	Maryland	42 83						81	A	Colorado	71 52				
									88	A	Washington St.	61 58				
									88	H	Washington St.	68 49				
LAST 12 Division I GAMES:																
6	A	Washington	57 70	11	A	Stanford	56 66									
88	A	Washington St.	61 58	67	A	California	54 45									
36	H	Oregon	68 63	6	H	Washington	54 65									
10	H	Oregon St.	45 54	88	H	Washington St.	68 49									
54	A	Southern California	50 65	81	A	Colorado	71 52									
12	A	UCLA	60 69	52	A	Utah	66 44									

Non-Div I Games:

Arizona St.

■ Loss,
■ Non-Conf, S Site,
■ Home
■ Away
N Neutral

Average RPI Win:	294	WON-LOST	WINNING	LAST 10	STRENGTH OF	OPP. STRENGTH	TEAM	ADJ.	CONF.	ADJ CONF.
Average RPI Loss:	186	RECORD	PCT. RANK	GAMES	SCHEDULE	OF SCHEDULE	RPI	RPI	RPI	RPI
DIV. I ONLY	8- 13	235	7- 3	312	323	279	279	30	30	
DIV. I NON-CONF.	1- 8	314	0- 0	114	199	280	280	30	30	
TOTALS	RPI 1-25	RPI 26-50	W-L RECORDS	RPI 51-100	RPI 101-150	RPI 150+				
8- 13	0- 1	0- 1	OVERALL	0- 0	0- 2	8- 9				
4- 3	0- 0	0- 0	HOME	0- 0	0- 0	4- 3				
3- 9	0- 1	0- 1	AWAY	0- 0	0- 2	3- 5				
1- 1	0- 0	0- 0	NEUTRAL	0- 0	0- 0	1- 1				
1- 8	0- 1	0- 1	NON-CONFERENCE	0- 0	0- 2	1- 4				
0- 1	0- 0	0- 0	HOME	0- 0	0- 0	0- 1				
0- 6	0- 1	0- 1	AWAY	0- 0	0- 2	0- 2				
1- 1	0- 0	0- 0	NEUTRAL	0- 0	0- 0	1- 1				
7- 5	0- 0	0- 0	CONFERENCE	0- 0	0- 0	7- 5				
4- 2	0- 0	0- 0	HOME	0- 0	0- 0	4- 2				
3- 3	0- 0	0- 0	AWAY	0- 0	0- 0	3- 3				
0- 0	0- 0	0- 0	NEUTRAL	0- 0	0- 0	0- 0				

RPI 1-25				RPI 26-50				RPI 51-100				RPI 101+ Team's RPI: 279			
RPI	S	Opponent	Score	RPI	S	Opponent	Score	RPI	S	Opponent	Score	RPI	S	Opponent	Score
10	A	Oregon St.	40 73	37	A	South Dakota St.	45 103					142	A	Cincinnati	42 72
												146	A	Ball St.	60 88
												181	A	Xavier	41 62
												185	A	Illinois	58 70
												203	H	Texas Southern	49 45
												208	N	Campbell	31 51
												217	A	Alabama St.	52 51
												217	H	Alabama St.	62 74
												218	A	Grambling	54 56
												244	H	Austin Peay	55 69
												247	A	Southern U.	50 67
												247	H	Southern U.	63 59
												290	A	Alcorn	48 70
												296	H	Prairie View	64 47
												299	H	Mississippi Val.	63 73
												346	A	Jackson St.	78 71
												348	N	Morgan St.	53 44
												349	A	Alabama A&M	65 55
												349	H	Alabama A&M	61 57
LAST 12 Division I GAMES:															
247	H	Southern U.	63 59	203	H	Texas Southern	49 45								
349	A	Alabama A&M	65 55	290	A	Alcorn	48 70								
217	A	Alabama St.	52 51	247	A	Southern U.	50 67								
346	A	Jackson St.	78 71	349	H	Alabama A&M	61 57								
218	A	Grambling	54 56	217	H	Alabama St.	62 74								
296	H	Prairie View	64 47	299	H	Mississippi Val.	63 73								

Non-Div I Games: Philander Smith 88 65 Tougaloo 71 60

Ark.-Pine Bluff

■ Loss,
 ■ Non-Conf,
 ■ S Site,
 ■ Home
 ■ A Away
 N Neutral

Arkansas

Through Games Of Feb. 12, 2017

Average RPI Win:	190	WON-LOST	WINNING	LAST 10	STRENGTH OF	OPP. STRENGTH	TEAM	ADJ.	CONF.	ADJ CONF.
Average RPI Loss:	57	RECORD	PCT. RANK	GAMES	SCHEDULE	OF SCHEDULE	RPI	RPI	RPI	RPI
DIV. I ONLY	13- 12	166	2- 8	87	63	131	131	2	2	
DIV. I NON-CONF.	11- 2	24	0- 0	276	218	101	101	2	2	
TOTALS	RPI 1-25	RPI 26-50	W-L RECORDS	RPI 51-100	RPI 101-150	RPI 150+				
13- 12	0- 5	0- 2	OVERALL	2- 2	6- 3	5- 0				
9- 6	0- 3	0- 1	HOME	2- 1	2- 1	5- 0				
2- 6	0- 2	0- 1	AWAY	0- 1	2- 2	0- 0				
2- 0	0- 0	0- 0	NEUTRAL	0- 0	2- 0	0- 0				
11- 2	0- 0	0- 0	NON-CONFERENCE	2- 0	4- 2	5- 0				
8- 1	0- 0	0- 0	HOME	2- 0	1- 1	5- 0				
1- 1	0- 0	0- 0	AWAY	0- 0	1- 1	0- 0				
2- 0	0- 0	0- 0	NEUTRAL	0- 0	2- 0	0- 0				
2- 10	0- 5	0- 2	CONFERENCE	0- 2	2- 1	0- 0				
1- 5	0- 3	0- 1	HOME	0- 1	1- 0	0- 0				
1- 5	0- 2	0- 1	AWAY	0- 1	1- 1	0- 0				
0- 0	0- 0	0- 0	NEUTRAL	0- 0	0- 0	0- 0				

RPI S	Opponent	Score	RPI S	Opponent	Score	RPI S	Opponent	Score	RPI S	Opponent	Score	Team's RPI: 131
3	H South Carolina	49 79	29	A Missouri	56 67	58	A Florida	53 57	106	H Vanderbilt	59 56	
4	H Mississippi St.	51 59	29	H Missouri	46 60	69	H South Dakota	70 67	110	A Ole Miss	64 73	
16	A Texas A&M	65 90				85	H Texas Tech	66 60	119	H Stetson	79 62	
24	A LSU	46 53				90	H Georgia	66 69	125	N Navy	70 67	
24	H LSU	52 53							138	A Alabama	68 50	
									141	A Tulsa	57 50	
									145	N Memphis	91 61	
									150	A Missouri St.	62 64	
									150	H Oral Roberts	60 70	
									236	H Butler	68 50	
									292	H Northwestern St.	65 36	
									332	H La.-Monroe	92 46	
									337	H Sam Houston St.	71 39	
									345	H Houston Baptist	101 40	
LAST 12 Division I GAMES:												
29	A Missouri	56 67	106	H Vanderbilt	59 56							
58	A Florida	53 57	138	A Alabama	68 50							
3	H South Carolina	49 79	16	A Texas A&M	65 90							
90	H Georgia	66 69	24	H LSU	52 53							
24	A LSU	46 53	4	H Mississippi St.	51 59							
29	H Missouri	46 60	110	A Ole Miss	64 73							

Non-Div I Games:

Arkansas

■ Loss,
 ■ Non-Conf,
 S Site,
 ■ Home
 ■ Away
 N Neutral

Average RPI Win:	253	WON-LOST	WINNING	LAST 10	STRENGTH OF	OPP. STRENGTH	TEAM	ADJ.	CONF.	ADJ CONF.
Average RPI Loss:	165	RECORD	PCT. RANK	GAMES	SCHEDULE	OF SCHEDULE	RPI	RPI	RPI	RPI
DIV. I ONLY	5- 20	314	2- 8	264	150	322	322	21	21	
DIV. I NON-CONF.	2- 10	305	0- 0	254	60	313	313	19	19	
TOTALS	RPI 1-25	RPI 26-50	W-L RECORDS	RPI 51-100	RPI 101-150	RPI 150+				
5- 20	0- 1	0- 1	OVERALL	0- 5	1- 1	4- 12				
4- 5	0- 1	0- 0	HOME	0- 1	1- 1	3- 2				
0- 13	0- 0	0- 1	AWAY	0- 3	0- 0	0- 9				
1- 2	0- 0	0- 0	NEUTRAL	0- 1	0- 0	1- 1				
2- 10	0- 1	0- 0	NON-CONFERENCE	0- 4	1- 0	1- 5				
1- 2	0- 1	0- 0	HOME	0- 1	1- 0	0- 0				
0- 6	0- 0	0- 0	AWAY	0- 2	0- 0	0- 4				
1- 2	0- 0	0- 0	NEUTRAL	0- 1	0- 0	1- 1				
3- 10	0- 0	0- 1	CONFERENCE	0- 1	0- 1	3- 7				
3- 3	0- 0	0- 0	HOME	0- 0	0- 1	3- 2				
0- 7	0- 0	0- 1	AWAY	0- 1	0- 0	0- 5				
0- 0	0- 0	0- 0	NEUTRAL	0- 0	0- 0	0- 0				

RPI 1-25				RPI 26-50				RPI 51-100				RPI 101+ Team's RPI: 322			
RPI	S	Opponent	Score	RPI	S	Opponent	Score	RPI	S	Opponent	Score	RPI	S	Opponent	Score
23	H	South Fla.	59 78	43	A	Little Rock	59 73	58	H	Florida	60 71	109	H	Troy	75 83
								67	N	California	55 80	141	H	Tulsa	83 80
								76	A	Iowa St.	53 105	163	A	Louisiana	60 72
								78	A	Oklahoma St.	34 76	163	H	Louisiana	72 80
								97	A	UT Arlington	58 69	174	A	Texas St.	43 63
												195	A	Appalachian St.	50 76
												195	H	Appalachian St.	72 81
												205	A	Wichita St.	51 69
												235	H	South Ala.	56 53
												244	A	Austin Peay	55 62
												252	A	UT Martin	63 68
												270	A	Tennessee St.	66 76
												277	A	Coastal Caro.	55 57
												277	H	Coastal Caro.	60 52
												278	N	Kennesaw St.	70 67
												282	N	Northern Ky.	78 83
												332	A	La.-Monroe	51 59
												332	H	La.-Monroe	71 56
LAST 12 Division I GAMES:															
				97	A	UT Arlington	58 69					109	H	Troy	75 83
				174	A	Texas St.	43 63					235	H	South Ala.	56 53
				195	H	Appalachian St.	72 81					43	A	Little Rock	59 73
				277	H	Coastal Caro.	60 52					277	A	Coastal Caro.	55 57
				332	A	La.-Monroe	51 59					195	A	Appalachian St.	50 76
				163	A	Louisiana	60 72					163	H	Louisiana	72 80

Non-Div I Games:

Arkansas St.

■ Loss,
 ■ Non-Conf,
 ■ S Site,
 ■ Home
 ■ A Away
 N Neutral

Army West Point

Through Games Of Feb. 12, 2017

Average RPI Win:	266	WON-LOST	WINNING	LAST 10	STRENGTH OF	OPP. STRENGTH	TEAM	ADJ.	CONF.	ADJ CONF.
Average RPI Loss:	123	RECORD	PCT. RANK	GAMES	SCHEDULE	OF SCHEDULE	RPI	RPI	RPI	RPI
DIV. I ONLY	17- 6	50	7- 3	330	228	159	159	23	23	
DIV. I NON-CONF.	8- 2	49	0- 0	341	249	152	152	25	25	
TOTALS	RPI 1-25	RPI 26-50	W-L RECORDS	RPI 51-100	RPI 101-150	RPI 150+				
17- 6	0- 0	0- 0	OVERALL	0- 3	2- 2	15- 1				
9- 2	0- 0	0- 0	HOME	0- 1	1- 1	8- 0				
8- 4	0- 0	0- 0	AWAY	0- 2	1- 1	7- 1				
0- 0	0- 0	0- 0	NEUTRAL	0- 0	0- 0	0- 0				
8- 2	0- 0	0- 0	NON-CONFERENCE	0- 1	2- 1	6- 0				
5- 0	0- 0	0- 0	HOME	0- 0	1- 0	4- 0				
3- 2	0- 0	0- 0	AWAY	0- 1	1- 1	2- 0				
0- 0	0- 0	0- 0	NEUTRAL	0- 0	0- 0	0- 0				
9- 4	0- 0	0- 0	CONFERENCE	0- 2	0- 1	9- 1				
4- 2	0- 0	0- 0	HOME	0- 1	0- 1	4- 0				
5- 2	0- 0	0- 0	AWAY	0- 1	0- 0	5- 1				
0- 0	0- 0	0- 0	NEUTRAL	0- 0	0- 0	0- 0				

RPI S	Opponent	Score	RPI S	Opponent	Score	RPI S	Opponent	Score	RPI S	Opponent	Score
						62	A Minnesota	52 70	117	A Delaware	61 47
						74	A Bucknell	62 68	125	H Navy	58 63
						74	H Bucknell	56 60	140	A Albany (NY)	59 65
									143	H Yale	59 55
									188	A American	68 57
									188	H American	53 51
									231	A Dartmouth	68 60
									246	A Colgate	76 69
									246	H Colgate	57 47
									260	A Loyola Maryland	62 71
									260	H Loyola Maryland	67 48
									302	A Lehigh	75 71
									311	H Air Force	75 47
									317	A Lafayette	63 55
									317	H Lafayette	76 73
									319	A Holy Cross	67 59
									321	H St. Francis Brooklyn	69 46
									335	A LIU Brooklyn	68 47
									339	H Wagner	85 40
									342	H Fairleigh Dickinson	86 58
LAST 12 Division I GAMES:											
188	A American	68 57	319	A Holy Cross	67 59						
246	H Colgate	57 47	188	H American	53 51						
260	H Loyola Maryland	67 48	246	A Colgate	76 69						
317	A Lafayette	63 55	260	A Loyola Maryland	62 71						
74	A Bucknell	62 68	317	H Lafayette	76 73						
125	H Navy	58 63	74	H Bucknell	56 60						

Non-Div I Games: Mercy 90 48

Army West Point

Loss, Non-Conf, S Site, H Home A Away N Neutral

Average RPI Win:	129	WON-LOST	WINNING	LAST 10	STRENGTH OF	OPP. STRENGTH	TEAM	ADJ.	CONF.	ADJ CONF.
Average RPI Loss:	31	RECORD	PCT. RANK	GAMES	SCHEDULE	OF SCHEDULE	RPI	RPI	RPI	RPI
DIV. I ONLY	15- 11	130	4- 6	6	26	35	35	2	2	
DIV. I NON-CONF.	10- 4	80	0- 0	29	85	32	32	2	2	
TOTALS	RPI 1-25	RPI 26-50	W-L RECORDS	RPI 51-100	RPI 101-150	RPI 150+				
15- 11	1- 6	2- 2	OVERALL	2- 3	6- 0	4- 0				
6- 5	1- 3	1- 0	HOME	1- 2	2- 0	1- 0				
6- 5	0- 3	0- 2	AWAY	1- 0	3- 0	2- 0				
3- 1	0- 0	1- 0	NEUTRAL	0- 1	1- 0	1- 0				
10- 4	0- 1	2- 1	NON-CONFERENCE	1- 2	3- 0	4- 0				
4- 1	0- 0	1- 0	HOME	1- 1	1- 0	1- 0				
3- 2	0- 1	0- 1	AWAY	0- 0	1- 0	2- 0				
3- 1	0- 0	1- 0	NEUTRAL	0- 1	1- 0	1- 0				
5- 7	1- 5	0- 1	CONFERENCE	1- 1	3- 0	0- 0				
2- 4	1- 3	0- 0	HOME	0- 1	1- 0	0- 0				
3- 3	0- 2	0- 1	AWAY	1- 0	2- 0	0- 0				
0- 0	0- 0	0- 0	NEUTRAL	0- 0	0- 0	0- 0				

RPI	S	Opponent	Score	RPI	S	Opponent	Score	Team's RPI: 35	RPI	S	Opponent	Score	RPI	S	Opponent	Score
3	A	South Carolina	41 60	29	A	Missouri	53 68		56	N	West Virginia	52 56	106	A	Vanderbilt	64 59
3	H	South Carolina	47 73	38	N	Drake	85 80		58	A	Florida	82 75	109	H	Troy	61 52
4	H	Mississippi St.	47 77	41	A	Tulane	59 61		59	H	Virginia Tech	87 92	110	H	Ole Miss	83 60
14	H	Tennessee	79 61	44	H	Indiana	71 67		86	H	Jacksonville	53 41	138	A	Alabama	66 55
15	H	Kentucky	60 64						90	H	Georgia	51 57	144	A	East Carolina	61 52
16	A	Texas A&M	61 66										146	N	Ball St.	54 40
21	A	Kansas St.	66 71										156	A	Louisiana Tech	76 66
LAST 12 Division I GAMES:																
90	H	Georgia	51 57	15	H	Kentucky	60 64									
3	A	South Carolina	41 60	14	H	Tennessee	79 61									
16	A	Texas A&M	61 66	106	A	Vanderbilt	64 59									
4	H	Mississippi St.	47 77	110	H	Ole Miss	83 60									
138	A	Alabama	66 55	3	H	South Carolina	47 73									
29	A	Missouri	53 68	58	A	Florida	82 75									

Non-Div I Games:

Auburn

■ Loss,
■ Non-Conf,
■ S Site,
■ H Home
■ A Away
N Neutral

Average RPI Win:	263	WON-LOST	WINNING	LAST 10	STRENGTH OF	OPP. STRENGTH	TEAM	ADJ.	CONF.	ADJ CONF.
Average RPI Loss:	185	RECORD	PCT. RANK	GAMES	SCHEDULE	OF SCHEDULE	RPI	RPI	RPI	RPI
DIV. I ONLY	10- 13	211	6- 4	249	285	244	244	26	26	
DIV. I NON-CONF.	4- 7	224	0- 0	257	232	270	270	26	26	
TOTALS	RPI 1-25	RPI 26-50	W-L RECORDS	RPI 51-100	RPI 101-150	RPI 150+				
10- 13	0- 0	0- 0	OVERALL	0- 3	0- 2	10- 8				
7- 4	0- 0	0- 0	HOME	0- 2	0- 0	7- 2				
3- 8	0- 0	0- 0	AWAY	0- 1	0- 2	3- 5				
0- 1	0- 0	0- 0	NEUTRAL	0- 0	0- 0	0- 1				
4- 7	0- 0	0- 0	NON-CONFERENCE	0- 2	0- 2	4- 3				
3- 2	0- 0	0- 0	HOME	0- 1	0- 0	3- 1				
1- 4	0- 0	0- 0	AWAY	0- 1	0- 2	1- 1				
0- 1	0- 0	0- 0	NEUTRAL	0- 0	0- 0	0- 1				
6- 6	0- 0	0- 0	CONFERENCE	0- 1	0- 0	6- 5				
4- 2	0- 0	0- 0	HOME	0- 1	0- 0	4- 1				
2- 4	0- 0	0- 0	AWAY	0- 0	0- 0	2- 4				
0- 0	0- 0	0- 0	NEUTRAL	0- 0	0- 0	0- 0				

RPI S	Opponent	Score	RPI S	Opponent	Score	RPI S	Opponent	Score	RPI S	Opponent	Score	Team's RPI: 244
						64	A Middle Tenn.	51 82	110	A Ole Miss	38 66	
						75	H Belmont	71 80	130	A UCF	43 61	
						79	H Western Ky.	65 85	190	H ETSU	77 74	
									192	H Morehead St.	71 81	
									213	H Miami (OH)	58 73	
									221	H SIUE	85 62	
									227	N St. Bonaventure	57 58	
									237	A Murray St.	62 67	
									237	H Murray St.	75 63	
									251	A Jacksonville St.	45 65	
									252	A UT Martin	80 83	
									257	A Tennessee Tech	87 84	
									269	H Southeast Mo. St.	84 74	
									270	H Tennessee St.	79 63	
									276	A Evansville	54 68	
									278	H Kennesaw St.	68 49	
									279	A Ark.-Pine Bluff	69 55	
									304	A Eastern Ky.	71 80	
									310	A Eastern Ill.	69 59	
									322	H Arkansas St.	62 55	
LAST 12 Division I GAMES:												
237	A	Murray St.	62	67	310	A	Eastern Ill.	69	59			
270	H	Tennessee St.	79	63	221	H	SIUE	85	62			
304	A	Eastern Ky.	71	80	251	A	Jacksonville St.	45	65			
269	H	Southeast Mo. St.	84	74	257	A	Tennessee Tech	87	84			
252	A	UT Martin	80	83	75	H	Belmont	71	80			
237	H	Murray St.	75	63	192	H	Morehead St.	71	81			

Non-Div I Games: Trevecca Nazarene 69 51 Christian Bros. 76 57

Austin Peay

■ Loss,
■ Non-Conf,
■ S Site,
■ H Home
■ A Away
N Neutral

Average RPI Win:	201	WON-LOST	WINNING	LAST 10	STRENGTH OF	OPP. STRENGTH	TEAM	ADJ.	CONF.	ADJ CONF.
Average RPI Loss:	85	RECORD	PCT. RANK	GAMES	SCHEDULE	OF SCHEDULE	RPI	RPI	RPI	RPI
DIV. I ONLY	16- 9	97	7- 3	144	93	92	92	14	14	
DIV. I NON-CONF.	6- 5	148	0- 0	42	12	74	74	13	13	
TOTALS	RPI 1-25	RPI 26-50	W-L RECORDS	RPI 51-100	RPI 101-150	RPI 150+				
16- 9	0- 3	0- 0	OVERALL	1- 3	3- 0	12- 3				
8- 2	0- 2	0- 0	HOME	0- 0	1- 0	7- 0				
5- 6	0- 0	0- 0	AWAY	0- 3	0- 0	5- 3				
3- 1	0- 1	0- 0	NEUTRAL	1- 0	2- 0	0- 0				
6- 5	0- 3	0- 0	NON-CONFERENCE	1- 2	2- 0	3- 0				
1- 2	0- 2	0- 0	HOME	0- 0	0- 0	1- 0				
2- 2	0- 0	0- 0	AWAY	0- 2	0- 0	2- 0				
3- 1	0- 1	0- 0	NEUTRAL	1- 0	2- 0	0- 0				
10- 4	0- 0	0- 0	CONFERENCE	0- 1	1- 0	9- 3				
7- 0	0- 0	0- 0	HOME	0- 0	1- 0	6- 0				
3- 4	0- 0	0- 0	AWAY	0- 1	0- 0	3- 3				
0- 0	0- 0	0- 0	NEUTRAL	0- 0	0- 0	0- 0				

RPI 1-25				RPI 26-50				RPI 51-100 Team's RPI: 92				RPI 101+			
RPI	S	Opponent	Score	RPI	S	Opponent	Score	RPI	S	Opponent	Score	RPI	S	Opponent	Score
6	H	Washington	70 82					52	A	Utah	60 77	104	N	Saint Joseph's	71 56
10	N	Oregon St.	56 65					63	A	Gonzaga	52 87	123	H	St. Mary's (CA)	70 65
18	H	Oklahoma	61 68					83	N	UNLV	63 54	141	N	Tulsa	71 56
								90	A	Georgia	51 81	153	A	Santa Clara	63 64
												153	H	Santa Clara	72 66
												158	A	San Francisco	63 70
												158	H	San Francisco	73 61
												177	A	Utah St.	60 40
												212	A	Loyola Marymount	74 77
												212	H	Loyola Marymount	76 59
												214	H	Weber St.	73 64
												216	A	Pacific	68 55
												216	H	Pacific	68 50
												232	H	San Diego	81 63
												268	A	Portland	77 38
												293	A	Pepperdine	73 47
												293	H	Pepperdine	88 49
												328	A	Utah Valley	68 50
LAST 12 Division I GAMES:															
158	H	San Francisco	73 61	216	H	Pacific	68 50								
293	H	Pepperdine	88 49	293	A	Pepperdine	73 47								
268	A	Portland	77 38	232	H	San Diego	81 63								
63	A	Gonzaga	52 87	158	A	San Francisco	63 70								
212	A	Loyola Marymount	74 77	216	A	Pacific	68 55								
153	H	Santa Clara	72 66	123	H	St. Mary's (CA)	70 65								

Non-Div I Games:

BYU

■ Loss,
■ Non-Conf,
■ S Site,
■ H Home
■ A Away
N Neutral

RPI 1-25				RPI 26-50				RPI 51-100				RPI 101+ Team's RPI: 146			
RPI	S	Opponent	Score	RPI	S	Opponent	Score	RPI	S	Opponent	Score	RPI	S	Opponent	Score
35	N	Auburn	40 54	60	A	Central Mich.	92 101	107	H	Kent St.	71 47				
40	H	Ohio	68 72	72	A	Buffalo	89 75	144	N	East Carolina	69 82				
				79	A	Western Ky.	61 68	165	A	Oakland	66 59				
				82	H	Northern Ill.	96 101	172	H	Western Mich.	61 56				
				84	A	Toledo	51 45	213	A	Miami (OH)	81 60				
				98	H	Purdue	42 58	226	A	Akron	90 63				
								226	H	Akron	80 70				
								236	A	Butler	74 50				
								265	A	Bowling Green	75 53				
								265	H	Bowling Green	91 70				
								273	N	N.C. A&T	76 57				
								276	H	Evansville	84 49				
								279	H	Ark.-Pine Bluff	88 60				
								289	H	Eastern Mich.	78 49				
								303	H	Lipscomb	74 78				
								333	H	Chicago St.	88 53				
LAST 12 Division I GAMES:															
40	H	Ohio	68 72	265	A	Bowling Green	75 53								
265	H	Bowling Green	91 70	289	H	Eastern Mich.	78 49								
213	A	Miami (OH)	81 60	226	H	Akron	80 70								
226	A	Akron	90 63	60	A	Central Mich.	92 101								
82	H	Northern Ill.	96 101	172	H	Western Mich.	61 56								
72	A	Buffalo	89 75	107	H	Kent St.	71 47								

93 49

Urbana

Loss, Non-Conf, S Site, Home Away N Neutral

Average RPI Win: 117		WON-LOST	WINNING	LAST 10	STRENGTH OF	OPP. STRENGTH	TEAM	ADJ.	CONF.	ADJ CONF.
Average RPI Loss: 5		RECORD	PCT. RANK	GAMES	SCHEDULE	OF SCHEDULE	RPI	RPI	RPI	RPI
DIV. I ONLY		24- 2	4	9- 1	43	10	7	7	4	4
DIV. I NON-CONF.		11- 1	13	0- 0	78	51	9	9	3	3
TOTALS		RPI 1-25	RPI 26-50		W-L RECORDS		RPI 51-100	RPI 101-150	RPI 150+	
24- 2	6- 2	1- 0		OVERALL		6- 0	6- 0	5- 0		
13- 1	3- 1	0- 0		HOME		2- 0	3- 0	5- 0		
8- 1	2- 1	0- 0		AWAY		4- 0	2- 0	0- 0		
3- 0	1- 0	1- 0		NEUTRAL		0- 0	1- 0	0- 0		
11- 1	3- 1	1- 0		NON-CONFERENCE		0- 0	2- 0	5- 0		
7- 0	1- 0	0- 0		HOME		0- 0	1- 0	5- 0		
1- 1	1- 1	0- 0		AWAY		0- 0	0- 0	0- 0		
3- 0	1- 0	1- 0		NEUTRAL		0- 0	1- 0	0- 0		
13- 1	3- 1	0- 0		CONFERENCE		6- 0	4- 0	0- 0		
6- 1	2- 1	0- 0		HOME		2- 0	2- 0	0- 0		
7- 0	1- 0	0- 0		AWAY		4- 0	2- 0	0- 0		
0- 0	0- 0	0- 0		NEUTRAL		0- 0	0- 0	0- 0		

RPI	S	Opponent	Score	RPI	S	Opponent	Score	RPI	S	Opponent	Score	RPI	S	Opponent	Score
1	A	UConn	61 72	27	N	Ohio St.	85 68	56	A	West Virginia	91 56	107	N	Kent St.	84 42
8	H	Texas	79 85					56	H	West Virginia	79 73	121	A	TCU	91 73
12	H	UCLA	84 70					76	A	Iowa St.	83 52	121	H	TCU	77 54
14	A	Tennessee	88 66					76	H	Iowa St.	68 42	122	H	Abilene Christian	79 34
18	H	Oklahoma	92 58					78	A	Oklahoma St.	86 50	147	A	Kansas	92 43
19	N	DePaul	104 72					85	A	Texas Tech	79 61	147	H	Kansas	90 43
21	A	Kansas St.	91 49									174	H	Texas St.	90 24
21	H	Kansas St.	87 57									299	H	Mississippi Val.	101 36
												329	H	Winthrop	140 32
												331	H	Southeastern La.	109 38
												345	H	Houston Baptist	118 43
LAST 12 Division I GAMES:															
121	A	TCU	91 73	56	H	West Virginia	79 73								
8	H	Texas	79 85	76	H	Iowa St.	68 42								
85	A	Texas Tech	79 61	147	A	Kansas	92 43								
76	A	Iowa St.	83 52	121	H	TCU	77 54								
18	H	Oklahoma	92 58	78	A	Oklahoma St.	86 50								
21	A	Kansas St.	91 49	56	A	West Virginia	91 56								

Non-Div I Games:

Baylor

■ Loss,
■ Non-Conf, S Site,
■ Home
■ Away
N Neutral

Belmont

Through Games Of Feb. 12, 2017

Average RPI Win:	243	WON-LOST	WINNING	LAST 10	STRENGTH OF	OPP. STRENGTH	TEAM	ADJ.	CONF.	ADJ CONF.
Average RPI Loss:	75	RECORD	PCT. RANK	GAMES	SCHEDULE	OF SCHEDULE	RPI	RPI	RPI	RPI
DIV. I ONLY	20- 5	22	10- 0	218	226	75	75	26	26	
DIV. I NON-CONF.	7- 5	137	0- 0	158	99	94	94	26	26	
TOTALS	RPI 1-25	RPI 26-50	W-L RECORDS	RPI 51-100	RPI 101-150	RPI 150+				
20- 5	0- 1	0- 1	OVERALL	1- 1	0- 1	19- 1				
8- 1	0- 0	0- 1	HOME	1- 0	0- 0	7- 0				
12- 3	0- 1	0- 0	AWAY	0- 1	0- 1	12- 0				
0- 1	0- 0	0- 0	NEUTRAL	0- 0	0- 0	0- 1				
7- 5	0- 1	0- 1	NON-CONFERENCE	1- 1	0- 1	6- 1				
2- 1	0- 0	0- 1	HOME	1- 0	0- 0	1- 0				
5- 3	0- 1	0- 0	AWAY	0- 1	0- 1	5- 0				
0- 1	0- 0	0- 0	NEUTRAL	0- 0	0- 0	0- 1				
13- 0	0- 0	0- 0	CONFERENCE	0- 0	0- 0	13- 0				
6- 0	0- 0	0- 0	HOME	0- 0	0- 0	6- 0				
7- 0	0- 0	0- 0	AWAY	0- 0	0- 0	7- 0				
0- 0	0- 0	0- 0	NEUTRAL	0- 0	0- 0	0- 0				

RPI 1-25				RPI 26-50				RPI 51-100 Team's RPI: 75				RPI 101+			
RPI	S	Opponent	Score	RPI	S	Opponent	Score	RPI	S	Opponent	Score	RPI	S	Opponent	Score
13	A	Louisville	50 73	34	H	Green Bay	53 62	61	H	IUPUI	78 72	109	A	Troy	74 91
								62	A	Minnesota	74 75	157	N	Fresno St.	53 62
												184	A	UAB	72 58
												192	A	Morehead St.	91 59
												212	A	Loyola Marymount	79 72
												221	H	SIUE	94 67
												223	A	Presbyterian	83 58
												237	A	Murray St.	87 69
												239	A	Samford	73 54
												244	A	Austin Peay	80 71
												251	A	Jacksonville St.	54 53
												251	H	Jacksonville St.	61 52
												252	H	UT Martin	71 66
												257	A	Tennessee Tech	85 66
												257	H	Tennessee Tech	89 75
												269	H	Southeast Mo. St.	89 77
												270	A	Tennessee St.	70 60
												303	H	Lipscomb	100 62
												304	H	Eastern Ky.	74 58
												310	A	Eastern Ill.	77 58
												324	A	Fort Wayne	85 59
LAST 12 Division I GAMES:															
257	A	Tennessee Tech	85 66	251	A	Jacksonville St.	54 53								
251	H	Jacksonville St.	61 52	192	A	Morehead St.	91 59								
237	A	Murray St.	87 69	304	H	Eastern Ky.	74 58								
221	H	SIUE	94 67	269	H	Southeast Mo. St.	89 77								
270	A	Tennessee St.	70 60	252	H	UT Martin	71 66								
257	H	Tennessee Tech	89 75	244	A	Austin Peay	80 71								

Non-Div I Games: Trevecca Nazarene 87 56

Belmont

Loss, Non-Conf, S Site, H Home A Away N Neutral

Average RPI Win:	293	WON-LOST	WINNING	LAST 10	STRENGTH OF	OPP. STRENGTH	TEAM	ADJ.	CONF.	ADJ CONF.
Average RPI Loss:	202	RECORD	PCT. RANK	GAMES	SCHEDULE	OF SCHEDULE	RPI	RPI	RPI	RPI
DIV. I ONLY	11- 9	143	9- 1	341	329	233	233	32	32	
DIV. I NON-CONF.	2- 8	288	1- 1	273	283	314	314	31	31	
TOTALS	RPI 1-25	RPI 26-50	W-L RECORDS	RPI 51-100	RPI 101-150	RPI 150+				
11- 9	0- 0	0- 0	OVERALL	0- 1	0- 3	11- 5				
5- 1	0- 0	0- 0	HOME	0- 0	0- 0	5- 1				
5- 7	0- 0	0- 0	AWAY	0- 1	0- 3	5- 3				
1- 1	0- 0	0- 0	NEUTRAL	0- 0	0- 0	1- 1				
2- 8	0- 0	0- 0	NON-CONFERENCE	0- 1	0- 3	2- 4				
1- 0	0- 0	0- 0	HOME	0- 0	0- 0	1- 0				
0- 7	0- 0	0- 0	AWAY	0- 1	0- 3	0- 3				
1- 1	0- 0	0- 0	NEUTRAL	0- 0	0- 0	1- 1				
9- 1	0- 0	0- 0	CONFERENCE	0- 0	0- 0	9- 1				
4- 1	0- 0	0- 0	HOME	0- 0	0- 0	4- 1				
5- 0	0- 0	0- 0	AWAY	0- 0	0- 0	5- 0				
0- 0	0- 0	0- 0	NEUTRAL	0- 0	0- 0	0- 0				

RPI 1-25				RPI 26-50				RPI 51-100				RPI 101+ Team's RPI: 233					
RPI	S	Opponent	Score	RPI	S	Opponent	Score	RPI	S	Opponent	Score	RPI	S	Opponent	Score		
								86	A	Jacksonville	63	69	103	A	Clemson	38	59
													119	A	Stetson	60	63
													130	A	UCF	43	70
													221	N	SIUE	83	78
													228	H	Howard	75	54
													240	H	UMES	56	59
													247	A	Southern U.	59	61
													256	A	Norfolk St.	68	58
													262	A	Savannah St.	38	31
													270	N	Tennessee St.	60	69
													274	H	North Florida	52	50
													296	A	Prairie View	64	66
													300	A	Coppin St.	76	56
													300	H	Coppin St.	71	52
													331	A	Southeastern La.	63	75
													341	A	Florida A&M	64	41
													344	A	South Carolina St.	64	34
													347	H	Delaware St.	72	58
													348	H	Morgan St.	50	48
LAST 12 Division I GAMES:																	
				300	A	Coppin St.	76	56					344	A	South Carolina St.	64	34
				228	H	Howard	75	54					300	H	Coppin St.	71	52
				347	H	Delaware St.	72	58					348	H	Morgan St.	50	48
				256	A	Norfolk St.	68	58					262	A	Savannah St.	38	31
				240	H	UMES	56	59					103	A	Clemson	38	59
				341	A	Florida A&M	64	41					221	N	SIUE	83	78

Non-Div I Games: Edward Waters 55 45 Flagler 76 53

Bethune-Cookman

Loss, Non-Conf, S Site, H Home A Away N Neutral

Binghamton

Through Games Of Feb. 12, 2017

Average RPI Win:	258	WON-LOST	WINNING	LAST 10	STRENGTH OF	OPP. STRENGTH	TEAM	ADJ.	CONF.	ADJ CONF.
Average RPI Loss:	138	RECORD	PCT. RANK	GAMES	SCHEDULE	OF SCHEDULE	RPI	RPI	RPI	RPI
DIV. I ONLY	10- 14	220	4- 6	148	291	198	198	22	22	
DIV. I NON-CONF.	3- 8	262	0- 0	85	325	206	206	22	22	
TOTALS	RPI 1-25	RPI 26-50	W-L RECORDS	RPI 51-100	RPI 101-150	RPI 150+				
10- 14	0- 0	0- 1	OVERALL	1- 3	1- 5	8- 5				
4- 7	0- 0	0- 0	HOME	0- 2	1- 3	3- 2				
6- 7	0- 0	0- 1	AWAY	1- 1	0- 2	5- 3				
0- 0	0- 0	0- 0	NEUTRAL	0- 0	0- 0	0- 0				
3- 8	0- 0	0- 1	NON-CONFERENCE	1- 1	0- 3	2- 3				
0- 5	0- 0	0- 0	HOME	0- 1	0- 2	0- 2				
3- 3	0- 0	0- 1	AWAY	1- 0	0- 1	2- 1				
0- 0	0- 0	0- 0	NEUTRAL	0- 0	0- 0	0- 0				
7- 6	0- 0	0- 0	CONFERENCE	0- 2	1- 2	6- 2				
4- 2	0- 0	0- 0	HOME	0- 1	1- 1	3- 0				
3- 4	0- 0	0- 0	AWAY	0- 1	0- 1	3- 2				
0- 0	0- 0	0- 0	NEUTRAL	0- 0	0- 0	0- 0				

RPI S	Opponent	Score	RPI S	Opponent	Score	RPI S	Opponent	Score	RPI S	Opponent	Score	Team's RPI: 198
40	A Ohio	55 63	74	H Bucknell	57 67	127	H Cornell	51 54	129	H Maine	58 52	
			93	A Penn	61 48	140	A Albany (NY)	63 80	140	H Albany (NY)	61 67	
			94	A New Hampshire	69 76	143	A Yale	48 57	148	H Brown	72 83	
			94	H New Hampshire	62 70	168	A Providence	58 71	175	H Columbia	65 75	
						182	A Hartford	73 76	197	H Sacred Heart	69 77	
						210	A UMBC	45 53	210	H UMBC	69 62	
						263	A Stony Brook	48 40	275	A Vermont	64 55	
						275	H Vermont	76 61	315	A NJIT	68 44	
						338	A UMass Lowell	58 48	338	H UMass Lowell	69 54	
						342	A Fairleigh Dickinson	80 69				
LAST 12 Division I GAMES:												
94	A New Hampshire	69 76	182	A Hartford	73 76							
140	A Albany (NY)	63 80	263	A Stony Brook	48 40							
275	H Vermont	76 61	140	H Albany (NY)	61 67							
338	H UMass Lowell	69 54	94	H New Hampshire	62 70							
210	A UMBC	45 53	275	A Vermont	64 55							
129	H Maine	58 52	338	A UMass Lowell	58 48							

Non-Div I Games: Georgian Court 74 53 Misericordia 77 54

Binghamton

Loss, Non-Conf, S Site, H Home A Away N Neutral

Average RPI Win: 175	WON-LOST	WINNING	LAST 10	STRENGTH OF	OPP. STRENGTH	TEAM	ADJ.	CONF.	ADJ CONF.
Average RPI Loss: 147	RECORD	PCT. RANK	GAMES	SCHEDULE	OF SCHEDULE	RPI	RPI	RPI	RPI
DIV. I ONLY	14- 7	84	4- 6	128	124	89	89	13	13
DIV. I NON-CONF.	8- 1	21	0- 0	140	100	28	28	15	15
TOTALS	RPI 1-25	RPI 26-50	W-L RECORDS	RPI 51-100	RPI 101-150	RPI 150+			
14- 7	0- 1	0- 0	OVERALL	3- 2	3- 0	8- 4			
9- 2	0- 0	0- 0	HOME	1- 2	1- 0	7- 0			
4- 5	0- 1	0- 0	AWAY	2- 0	1- 0	1- 4			
1- 0	0- 0	0- 0	NEUTRAL	0- 0	1- 0	0- 0			
8- 1	0- 1	0- 0	NON-CONFERENCE	1- 0	3- 0	4- 0			
5- 0	0- 0	0- 0	HOME	0- 0	1- 0	4- 0			
2- 1	0- 1	0- 0	AWAY	1- 0	1- 0	0- 0			
1- 0	0- 0	0- 0	NEUTRAL	0- 0	1- 0	0- 0			
6- 6	0- 0	0- 0	CONFERENCE	2- 2	0- 0	4- 4			
4- 2	0- 0	0- 0	HOME	1- 2	0- 0	3- 0			
2- 4	0- 0	0- 0	AWAY	1- 0	0- 0	1- 4			
0- 0	0- 0	0- 0	NEUTRAL	0- 0	0- 0	0- 0			

RPI 1-25				RPI 26-50				RPI 51-100 Team's RPI: 89				RPI 101+			
RPI	S	Opponent	Score	RPI	S	Opponent	Score	RPI	S	Opponent	Score	RPI	S	Opponent	Score
6	A	Washington	66 92					55	A	Colorado St.	51 45	104	N	Charlotte	68 65
								55	H	Colorado St.	53 60	123	A	St. Mary's (CA)	83 78
								83	H	UNLV	55 58	126	H	Eastern Wash.	67 64
								88	A	Washington St.	77 73	152	A	New Mexico	68 75
								99	H	Wyoming	64 54	157	H	Fresno St.	67 66
												177	A	Utah St.	63 65
												177	H	Utah St.	76 56
												199	H	San Jose St.	86 64
												225	H	Seattle U	73 68
												255	H	Portland St.	94 76
												266	H	Hawaii	61 49
												268	H	Portland	74 60
												272	A	San Diego St.	77 84
												283	A	Nevada	62 69
												311	A	Air Force	69 59
LAST 12 Division I GAMES:															
311	A	Air Force	69 59	152	A	New Mexico	68 75								
177	A	Utah St.	63 65	157	H	Fresno St.	67 66								
55	H	Colorado St.	53 60	272	A	San Diego St.	77 84								
99	H	Wyoming	64 54	83	H	UNLV	55 58								
283	A	Nevada	62 69	55	A	Colorado St.	51 45								
199	H	San Jose St.	86 64	177	H	Utah St.	76 56								

Non-Div I Games: Southern Ore. 89 45 Concordia Portland 71 40

Boise St.

■ Loss,
 ■ Non-Conf, S Site,
 ■ Home
 ■ Away
 N Neutral

Boston College

Through Games Of Feb. 12, 2017

Average RPI Win:	196	WON-LOST	WINNING	LAST 10	STRENGTH OF	OPP. STRENGTH	TEAM	ADJ.	CONF.	ADJ CONF.
Average RPI Loss:	73	RECORD	PCT. RANK	GAMES	SCHEDULE	OF SCHEDULE	RPI	RPI	RPI	RPI
DIV. I ONLY	9- 17	261	1- 9	51	60	162	162	3	3	
DIV. I NON-CONF.	7- 6	157	0- 0	197	223	184	184	4	4	
TOTALS	RPI 1-25	RPI 26-50	W-L RECORDS	RPI 51-100	RPI 101-150	RPI 150+				
9- 17	0- 5	0- 3	OVERALL	0- 4	4- 2	5- 3				
6- 7	0- 3	0- 2	HOME	0- 1	2- 1	4- 0				
2- 9	0- 2	0- 1	AWAY	0- 2	2- 1	0- 3				
1- 1	0- 0	0- 0	NEUTRAL	0- 1	0- 0	1- 0				
7- 6	0- 0	0- 0	NON-CONFERENCE	0- 2	2- 2	5- 2				
5- 2	0- 0	0- 0	HOME	0- 1	1- 1	4- 0				
1- 3	0- 0	0- 0	AWAY	0- 0	1- 1	0- 2				
1- 1	0- 0	0- 0	NEUTRAL	0- 1	0- 0	1- 0				
2- 11	0- 5	0- 3	CONFERENCE	0- 2	2- 0	0- 1				
1- 5	0- 3	0- 2	HOME	0- 0	1- 0	0- 0				
1- 6	0- 2	0- 1	AWAY	0- 2	1- 0	0- 1				
0- 0	0- 0	0- 0	NEUTRAL	0- 0	0- 0	0- 0				

RPI 1-25				RPI 26-50				RPI 51-100				RPI 101+ Team's RPI: 162			
RPI	S	Opponent	Score	RPI	S	Opponent	Score	RPI	S	Opponent	Score	RPI	S	Opponent	Score
2	H	Notre Dame	69 80	33	A	Syracuse	52 79	66	A	Wake Forest	55 71	103	H	Clemson	60 48
5	H	Florida St.	53 85	33	H	Syracuse	45 72	70	A	Virginia	55 62	108	A	North Carolina	88 77
9	H	Duke	44 67	45	H	Georgia Tech	67 71	80	H	Penn St.	56 60	116	A	Fordham	49 56
13	A	Louisville	43 68					87	N	SMU	64 72	123	H	St. Mary's (CA)	54 62
20	A	Miami (FL)	51 58									129	H	Maine	64 53
												143	A	Yale	71 64
												155	A	Pittsburgh	43 56
												168	H	Providence	57 53
												182	A	Hartford	56 65
												196	A	Seton Hall	66 71
												231	H	Dartmouth	65 53
												249	H	Boston U.	67 49
												308	H	Central Conn. St.	66 46
												321	N	St. Francis Brooklyn	73 58
LAST 12 Division I GAMES:															
13	A	Louisville	43 68	9	H	Duke	44 67								
108	A	North Carolina	88 77	2	H	Notre Dame	69 80								
33	H	Syracuse	45 72	70	A	Virginia	55 62								
5	H	Florida St.	53 85	45	H	Georgia Tech	67 71								
20	A	Miami (FL)	51 58	33	A	Syracuse	52 79								
66	A	Wake Forest	55 71	155	A	Pittsburgh	43 56								

Non-Div I Games:

Boston College

Loss, Non-Conf, S Site, H Home A Away N Neutral

Average RPI Win:	290	WON-LOST	WINNING	LAST 10	STRENGTH OF	OPP. STRENGTH	TEAM	ADJ.	CONF.	ADJ CONF.
Average RPI Loss:	142	RECORD	PCT. RANK	GAMES	SCHEDULE	OF SCHEDULE	RPI	RPI	RPI	RPI
DIV. I ONLY	10- 14	220	6- 4	278	200	249	249	23	23	
DIV. I NON-CONF.	2- 9	293	0- 0	217	162	317	317	25	25	
TOTALS	RPI 1-25	RPI 26-50	W-L RECORDS	RPI 51-100	RPI 101-150	RPI 150+				
10- 14	0- 0	0- 2	OVERALL	0- 2	0- 4	10- 6				
6- 5	0- 0	0- 1	HOME	0- 2	0- 1	6- 1				
4- 8	0- 0	0- 1	AWAY	0- 0	0- 2	4- 5				
0- 1	0- 0	0- 0	NEUTRAL	0- 0	0- 1	0- 0				
2- 9	0- 0	0- 2	NON-CONFERENCE	0- 1	0- 2	2- 4				
2- 3	0- 0	0- 1	HOME	0- 1	0- 0	2- 1				
0- 5	0- 0	0- 1	AWAY	0- 0	0- 1	0- 3				
0- 1	0- 0	0- 0	NEUTRAL	0- 0	0- 1	0- 0				
8- 5	0- 0	0- 0	CONFERENCE	0- 1	0- 2	8- 2				
4- 2	0- 0	0- 0	HOME	0- 1	0- 1	4- 0				
4- 3	0- 0	0- 0	AWAY	0- 0	0- 1	4- 2				
0- 0	0- 0	0- 0	NEUTRAL	0- 0	0- 0	0- 0				

RPI S	Opponent	Score	RPI S	Opponent	Score	RPI S	Opponent	Score	RPI S	Opponent	Score	Team's RPI: 249
26	A Arizona St.	42 71	74	H Bucknell	50 66	111	N Long Beach St.	48 61				
28	H Harvard	52 65	94	H New Hampshire	51 59	125	A Navy	41 55				
						125	H Navy	59 62				
						140	A Albany (NY)	54 69				
						162	A Boston College	49 67				
						180	A Northeastern	59 78				
						188	A American	62 73				
						188	H American	71 62				
						231	H Dartmouth	49 61				
						246	A Colgate	87 96				
						253	A Marist	57 76				
						260	A Loyola Maryland	67 55				
						260	H Loyola Maryland	61 58				
						294	H Massachusetts	64 60				
						302	A Lehigh	69 64				
						302	H Lehigh	64 50				
						317	A Lafayette	75 58				
						317	H Lafayette	68 50				
						319	A Holy Cross	66 49				
						338	H UMass Lowell	66 56				
LAST 12 Division I GAMES:												
260	A Loyola Maryland	67 55	246	A Colgate	87 96							
188	H American	71 62	260	H Loyola Maryland	61 58							
317	A Lafayette	75 58	188	A American	62 73							
125	A Navy	41 55	317	H Lafayette	68 50							
302	H Lehigh	64 50	125	H Navy	59 62							
74	H Bucknell	50 66	302	A Lehigh	69 64							

Non-Div I Games:

Boston U.

■ Loss,
 ■ Non-Conf, S Site,
 ■ Home
 ■ Away
 N Neutral

Bowling Green

Through Games Of Feb. 12, 2017

Average RPI Win:	271	WON-LOST	WINNING	LAST 10	STRENGTH OF	OPP. STRENGTH	TEAM	ADJ.	CONF.	ADJ CONF.
Average RPI Loss:	121	RECORD	PCT. RANK	GAMES	SCHEDULE	OF SCHEDULE	RPI	RPI	RPI	RPI
DIV. I ONLY	4- 17	318	2- 8	107	118	265	265	10	10	
DIV. I NON-CONF.	2- 7	284	0- 0	230	69	293	293	11	11	
TOTALS	RPI 1-25	RPI 26-50	W-L RECORDS	RPI 51-100	RPI 101-150	RPI 150+				
4- 17	0- 1	0- 1	OVERALL	0- 7	0- 4	4- 4				
1- 8	0- 0	0- 1	HOME	0- 4	0- 2	1- 1				
1- 8	0- 1	0- 0	AWAY	0- 2	0- 2	1- 3				
2- 1	0- 0	0- 0	NEUTRAL	0- 1	0- 0	2- 0				
2- 7	0- 1	0- 0	NON-CONFERENCE	0- 3	0- 1	2- 2				
0- 3	0- 0	0- 0	HOME	0- 1	0- 1	0- 1				
0- 3	0- 1	0- 0	AWAY	0- 1	0- 0	0- 1				
2- 1	0- 0	0- 0	NEUTRAL	0- 1	0- 0	2- 0				
2- 10	0- 0	0- 1	CONFERENCE	0- 4	0- 3	2- 2				
1- 5	0- 0	0- 1	HOME	0- 3	0- 1	1- 0				
1- 5	0- 0	0- 0	AWAY	0- 1	0- 2	1- 2				
0- 0	0- 0	0- 0	NEUTRAL	0- 0	0- 0	0- 0				

RPI 1-25				RPI 26-50				RPI 51-100				RPI 101+ Team's RPI: 265			
RPI	S	Opponent	Score	RPI	S	Opponent	Score	RPI	S	Opponent	Score	RPI	S	Opponent	Score
13	A	Louisville	58 83	40	H	Ohio	58 69	59	A	Virginia Tech	51 98	107	A	Kent St.	78 80
								60	H	Central Mich.	65 76	142	H	Cincinnati	58 68
								70	H	Virginia	47 67	146	A	Ball St.	70 91
								72	H	Buffalo	50 61	146	H	Ball St.	53 75
								77	N	Chattanooga	49 54	172	A	Western Mich.	58 75
								82	H	Northern Ill.	76 89	186	H	Cleveland St.	56 64
								84	A	Toledo	59 74	226	A	Akron	62 58
												226	H	Akron	86 50
												289	A	Eastern Mich.	74 81
												304	A	Eastern Ky.	55 57
												316	N	Saint Peter's	73 68
												317	N	Lafayette	69 42
LAST 12 Division I GAMES:															
84	A	Toledo	59 74	72	H	Buffalo	50 61								
146	A	Ball St.	70 91	60	H	Central Mich.	65 76								
226	H	Akron	86 50	172	A	Western Mich.	58 75								
107	A	Kent St.	78 80	226	A	Akron	62 58								
289	A	Eastern Mich.	74 81	82	H	Northern Ill.	76 89								
146	H	Ball St.	53 75	40	H	Ohio	58 69								

Non-Div I Games: Davis & Elkins 73 46 Ohio Valley 82 46 Malone 65 78

Bowling Green

Loss, Non-Conf, S Site, H Home A Away N Neutral

Average RPI Win:	255	WON-LOST	WINNING	LAST 10	STRENGTH OF	OPP. STRENGTH	TEAM	ADJ.	CONF.	ADJ CONF.
Average RPI Loss:	129	RECORD	PCT. RANK	GAMES	SCHEDULE	OF SCHEDULE	RPI	RPI	RPI	RPI
DIV. I ONLY	8- 15	256	4- 6	153	205	215	215	16	16	
DIV. I NON-CONF.	3- 7	250	0- 0	125	239	208	208	14	14	
TOTALS	RPI 1-25	RPI 26-50	W-L RECORDS	RPI 51-100	RPI 101-150	RPI 150+				
8- 15	0- 0	0- 3	OVERALL	0- 4	2- 2	6- 6				
4- 6	0- 0	0- 2	HOME	0- 2	1- 1	3- 1				
4- 9	0- 0	0- 1	AWAY	0- 2	1- 1	3- 5				
0- 0	0- 0	0- 0	NEUTRAL	0- 0	0- 0	0- 0				
3- 7	0- 0	0- 1	NON-CONFERENCE	0- 2	1- 2	2- 2				
1- 3	0- 0	0- 1	HOME	0- 1	1- 1	0- 0				
2- 4	0- 0	0- 0	AWAY	0- 1	0- 1	2- 2				
0- 0	0- 0	0- 0	NEUTRAL	0- 0	0- 0	0- 0				
5- 8	0- 0	0- 2	CONFERENCE	0- 2	1- 0	4- 4				
3- 3	0- 0	0- 1	HOME	0- 1	0- 0	3- 1				
2- 5	0- 0	0- 1	AWAY	0- 1	1- 0	1- 3				
0- 0	0- 0	0- 0	NEUTRAL	0- 0	0- 0	0- 0				

RPI S	Opponent	Score	RPI S	Opponent	Score	RPI S	Opponent	Score	RPI S	Opponent	Score	Team's RPI: 215
			34 H Green Bay	43 68		65 A UNI	50 70		107 A Kent St.	52 77		
			38 A Drake	46 98		65 H UNI	53 72		114 H Saint Louis	58 68		
			38 H Drake	60 93		82 H Northern Ill.	51 81		139 H Detroit	70 60		
						95 A Western Ill.	77 91		150 A Missouri St.	75 73		
									167 H Southern Ill.	57 66		
									172 A Western Mich.	64 83		
									201 A Indiana St.	51 58		
									201 H Indiana St.	54 41		
									205 A Wichita St.	54 65		
									236 A Butler	56 58		
									276 H Evansville	56 52		
									312 A Valparaiso	67 56		
									314 A Illinois St.	63 71		
									320 A Loyola Chicago	60 53		
									320 H Loyola Chicago	72 45		
									325 A Ill.-Chicago	65 56		
LAST 12 Division I GAMES:												
			38 A Drake	46 98		150 A Missouri St.	75 73					
			65 A UNI	50 70		205 A Wichita St.	54 65					
			201 H Indiana St.	54 41		65 H UNI	53 72					
			320 H Loyola Chicago	72 45		38 H Drake	60 93					
			276 H Evansville	56 52		320 A Loyola Chicago	60 53					
			167 H Southern Ill.	57 66		201 A Indiana St.	51 58					

Non-Div I Games: Eureka 103 59

Bradley

Average RPI Win: 219	WON-LOST	WINNING	LAST 10	STRENGTH OF	OPP. STRENGTH	TEAM	ADJ.	CONF.	ADJ CONF.
Average RPI Loss: 175	RECORD	PCT. RANK	GAMES	SCHEDULE	OF SCHEDULE	RPI	RPI	RPI	RPI
DIV. I ONLY	13- 7	96	6- 3	281	207	148	148	9	9
DIV. I NON-CONF.	8- 4	97	2- 1	344	298	232	232	9	9
<hr/>									
TOTALS	RPI 1-25	RPI 26-50	W-L RECORDS	RPI 51-100	RPI 101-150	RPI 150+			
13- 7	0- 0	0- 1	OVERALL	0- 1	3- 2	10- 3			
7- 2	0- 0	0- 0	HOME	0- 0	2- 0	5- 2			
6- 5	0- 0	0- 1	AWAY	0- 1	1- 2	5- 1			
0- 0	0- 0	0- 0	NEUTRAL	0- 0	0- 0	0- 0			
8- 4	0- 0	0- 0	NON-CONFERENCE	0- 0	0- 1	8- 3			
4- 2	0- 0	0- 0	HOME	0- 0	0- 0	4- 2			
4- 2	0- 0	0- 0	AWAY	0- 0	0- 1	4- 1			
0- 0	0- 0	0- 0	NEUTRAL	0- 0	0- 0	0- 0			
5- 3	0- 0	0- 1	CONFERENCE	0- 1	3- 1	2- 0			
3- 0	0- 0	0- 0	HOME	0- 0	2- 0	1- 0			
2- 3	0- 0	0- 1	AWAY	0- 1	1- 1	1- 0			
0- 0	0- 0	0- 0	NEUTRAL	0- 0	0- 0	0- 0			

RPI 1-25			RPI 26-50			RPI 51-100			RPI 101+ Team's RPI: 148		
RPI	S	Opponent	Score	RPI	S	Opponent	Score	RPI	S	Opponent	Score
				28	A	Harvard	59 69	93	A	Penn	60 86
								127	H	Cornell	72 67
								134	A	VCU	72 85
								136	A	Princeton	98 88
								143	A	Yale	51 73
								143	H	Yale	76 73
								168	H	Providence	77 70
								175	H	Columbia	69 60
								197	A	Sacred Heart	80 66
								198	A	Binghamton	83 72
								228	H	Howard	83 78
								231	A	Dartmouth	65 62
								246	H	Colgate	62 67
								275	A	Vermont	62 50
								281	H	Manhattan	57 58
								301	A	Bryant	67 70
								309	H	Rhode Island	76 65
								316	H	Saint Peter's	80 71
								348	A	Morgan St.	68 51
<hr/>											
LAST 12 Division I GAMES:											
231	A	Dartmouth	65 62	93	A	Penn	60 86				
28	A	Harvard	59 69	136	A	Princeton	98 88				
175	H	Columbia	69 60	348	A	Morgan St.	68 51				
127	H	Cornell	72 67	134	A	VCU	72 85				
143	A	Yale	51 73	316	H	Saint Peter's	80 71				
143	H	Yale	76 73	275	A	Vermont	62 50				

Non-Div I Games: Rhode Island Col. 90 44

Brown

■ Loss,
 ■ Non-Conf, S Site,
 ■ Home
 ■ Away
 N Neutral

Average RPI Win:	307	WON-LOST	WINNING	LAST 10	STRENGTH OF	OPP. STRENGTH	TEAM	ADJ.	CONF.	ADJ CONF.
Average RPI Loss:	216	RECORD	PCT. RANK	GAMES	SCHEDULE	OF SCHEDULE	RPI	RPI	RPI	RPI
DIV. I ONLY	11- 13	195	4- 6	345	325	301	301	31	31	
DIV. I NON-CONF.	5- 6	186	0- 0	333	229	281	281	32	32	
TOTALS	RPI 1-25	RPI 26-50	W-L RECORDS	RPI 51-100	RPI 101-150	RPI 150+				
11- 13	0- 0	0- 0	OVERALL	0- 1	1- 1	10- 11				
7- 2	0- 0	0- 0	HOME	0- 0	1- 1	6- 1				
3- 10	0- 0	0- 0	AWAY	0- 1	0- 0	3- 9				
1- 1	0- 0	0- 0	NEUTRAL	0- 0	0- 0	1- 1				
5- 6	0- 0	0- 0	NON-CONFERENCE	0- 1	1- 1	4- 4				
3- 1	0- 0	0- 0	HOME	0- 0	1- 1	2- 0				
1- 4	0- 0	0- 0	AWAY	0- 1	0- 0	1- 3				
1- 1	0- 0	0- 0	NEUTRAL	0- 0	0- 0	1- 1				
6- 7	0- 0	0- 0	CONFERENCE	0- 0	0- 0	6- 7				
4- 1	0- 0	0- 0	HOME	0- 0	0- 0	4- 1				
2- 6	0- 0	0- 0	AWAY	0- 0	0- 0	2- 6				
0- 0	0- 0	0- 0	NEUTRAL	0- 0	0- 0	0- 0				

RPI S	Opponent	Score	RPI S	Opponent	Score	RPI S	Opponent	Score	RPI S	Opponent	Score	Team's RPI: 301
						94 A	New Hampshire	60 62	129 H	Maine	52 77	
									148 H	Brown	70 67	
									155 A	Pittsburgh	60 76	
									168 N	Providence	51 62	
									193 A	Rutgers	42 50	
									197 A	Sacred Heart	59 66	
									197 H	Sacred Heart	53 65	
									219 A	Robert Morris	46 62	
									230 A	Saint Francis (PA)	67 79	
									275 A	Vermont	63 57	
									294 A	Massachusetts	62 68	
									306 A	Mt. St. Mary's	53 61	
									306 H	Mt. St. Mary's	78 62	
									308 A	Central Conn. St.	52 53	
									309 N	Rhode Island	62 56	
									319 H	Holy Cross	76 74	
									321 A	St. Francis Brooklyn	47 63	
									321 H	St. Francis Brooklyn	63 54	
									335 A	LIU Brooklyn	62 53	
									338 H	UMass Lowell	73 62	
									339 H	Wagner	70 61	
									342 A	Fairleigh Dickinson	56 48	
									342 H	Fairleigh Dickinson	50 48	
LAST 12 Division I GAMES:												
321 H	St. Francis Brooklyn	63 54	219 A	Robert Morris	46 62	339 H	Wagner	70 61	342 A	Fairleigh Dickinson	56 48	
306 A	Mt. St. Mary's	53 61	339 H	Wagner	70 61	197 H	Sacred Heart	53 65	342 H	Fairleigh Dickinson	50 48	
197 A	Sacred Heart	59 66	342 A	Fairleigh Dickinson	56 48	306 H	Mt. St. Mary's	78 62				
342 H	Fairleigh Dickinson	50 48	306 A	LIU Brooklyn	62 53							
308 A	Central Conn. St.	52 53										
230 A	Saint Francis (PA)	67 79										

Non-Div I Games:

Bryant

■ Loss,
 ■ Non-Conf,
 ■ S Site,
 ■ H Home
 ■ A Away
 N Neutral

Average RPI Win: 219	WON-LOST	WINNING	LAST 10	STRENGTH OF	OPP. STRENGTH	TEAM	ADJ.	CONF.	ADJ CONF.
Average RPI Loss: 168	RECORD	PCT. RANK	GAMES	SCHEDULE	OF SCHEDULE	RPI	RPI	RPI	RPI
DIV. I ONLY	19- 5	24	8- 2	235	229	74	74	23	23
DIV. I NON-CONF.	8- 3	67	0- 0	242	112	82	82	25	25
TOTALS	RPI 1-25	RPI 26-50	W-L RECORDS	RPI 51-100	RPI 101-150	RPI 150+			
19- 5	0- 0	0- 1	OVERALL	1- 0	2- 1	16- 3			
10- 0	0- 0	0- 0	HOME	1- 0	1- 0	8- 0			
9- 5	0- 0	0- 0	AWAY	0- 0	1- 0	8- 0			
0- 0	0- 0	0- 0	NEUTRAL	0- 0	0- 0	0- 0			
8- 3	0- 0	0- 1	NON-CONFERENCE	1- 0	1- 1	6- 1			
4- 0	0- 0	0- 0	HOME	1- 0	0- 0	3- 0			
4- 3	0- 0	0- 1	AWAY	0- 0	1- 1	3- 1			
0- 0	0- 0	0- 0	NEUTRAL	0- 0	0- 0	0- 0			
11- 2	0- 0	0- 0	CONFERENCE	0- 0	1- 0	10- 2			
6- 0	0- 0	0- 0	HOME	0- 0	1- 0	5- 0			
5- 2	0- 0	0- 0	AWAY	0- 0	0- 0	5- 2			
0- 0	0- 0	0- 0	NEUTRAL	0- 0	0- 0	0- 0			

RPI S	Opponent	Score	RPI S	Opponent	Score	RPI S	Opponent	Score	RPI S	Opponent	Score
			32 A	Elon	58 64	68 H	Drexel	78 66	104 A	Saint Joseph's	64 61
									108 A	North Carolina	50 65
									125 H	Navy	67 64
									159 A	Army West Point	60 56
									159 H	Army West Point	68 62
									186 H	Cleveland St.	77 66
									188 A	American	47 59
									188 H	American	73 67
									193 A	Rutgers	53 57
									198 A	Binghamton	67 57
									226 A	Akron	61 47
									227 A	St. Bonaventure	57 35
									246 A	Colgate	79 49
									246 H	Colgate	79 56
									249 A	Boston U.	66 50
									260 A	Loyola Maryland	72 66
									281 H	Manhattan	69 64
									302 A	Lehigh	77 58
									302 H	Lehigh	73 54
									315 H	NJIT	67 36
									319 A	Holy Cross	51 63
									319 H	Holy Cross	77 48
LAST 12 Division I GAMES:											
246 A	Colgate	79 49	260 A	Loyola Maryland	72 66						
302 H	Lehigh	73 54	246 H	Colgate	79 56						
319 A	Holy Cross	51 63	302 A	Lehigh	77 58						
188 A	American	47 59	319 H	Holy Cross	77 48						
159 H	Army West Point	68 62	188 H	American	73 67						
249 A	Boston U.	66 50	159 A	Army West Point	60 56						

Non-Div I Games:

Bucknell

Average RPI Win:	190	WON-LOST	WINNING	LAST 10	STRENGTH OF	OPP. STRENGTH	TEAM	ADJ.	CONF.	ADJ CONF.
Average RPI Loss:	75	RECORD	PCT. RANK	GAMES	SCHEDULE	OF SCHEDULE	RPI	RPI	RPI	RPI
DIV. I ONLY	16- 7	70	5- 5	90	130	72	72	10	10	
DIV. I NON-CONF.	10- 1	16	0- 0	192	194	52	52	11	11	
TOTALS	RPI 1-25	RPI 26-50	W-L RECORDS	RPI 51-100	RPI 101-150	RPI 150+				
16- 7	0- 0	0- 2	OVERALL	1- 4	4- 1	11- 0				
10- 3	0- 0	0- 0	HOME	1- 2	2- 1	7- 0				
6- 3	0- 0	0- 1	AWAY	0- 2	2- 0	4- 0				
0- 1	0- 0	0- 1	NEUTRAL	0- 0	0- 0	0- 0				
10- 1	0- 0	0- 1	NON-CONFERENCE	0- 0	3- 0	7- 0				
7- 0	0- 0	0- 0	HOME	0- 0	1- 0	6- 0				
3- 0	0- 0	0- 0	AWAY	0- 0	2- 0	1- 0				
0- 1	0- 0	0- 1	NEUTRAL	0- 0	0- 0	0- 0				
6- 6	0- 0	0- 1	CONFERENCE	1- 4	1- 1	4- 0				
3- 3	0- 0	0- 0	HOME	1- 2	1- 1	1- 0				
3- 3	0- 0	0- 1	AWAY	0- 2	0- 0	3- 0				
0- 0	0- 0	0- 0	NEUTRAL	0- 0	0- 0	0- 0				

RPI S	Opponent	Score	RPI S	Opponent	Score	RPI S	Opponent	Score	RPI S	Opponent	Score
28	N Harvard	62 74	40	A Ohio	55 83	60	A Central Mich.	71 88	107	H Kent St.	77 62
						60	H Central Mich.	67 56	112	A Duquesne	71 69
						82	H Northern Ill.	80 89	116	A Fordham	58 54
						84	A Toledo	63 85	130	H UCF	66 65
						84	H Toledo	64 73	146	H Ball St.	75 89
									172	A Western Mich.	62 47
									189	H Hofstra	74 50
									197	H Sacred Heart	76 55
									213	A Miami (OH)	68 51
									213	H Miami (OH)	71 45
									220	H Niagara	73 63
									227	H St. Bonaventure	68 47
									245	A Canisius	65 52
									265	A Bowling Green	61 50
									281	H Manhattan	73 39
									294	H Massachusetts	61 47
LAST 12 Division I GAMES:											
82	H Northern Ill.	80 89	265	A Bowling Green	61 50						
107	H Kent St.	77 62	213	A Miami (OH)	68 51						
84	A Toledo	63 85	84	H Toledo	64 73						
172	A Western Mich.	62 47	60	A Central Mich.	71 88						
146	H Ball St.	75 89	40	A Ohio	55 83						
60	H Central Mich.	67 56	213	H Miami (OH)	71 45						

Non-Div I Games:

Buffalo

■ Loss,
■ Non-Conf,
■ S Site,
■ H Home
■ A Away
N Neutral

Average RPI Win:	223	WON-LOST	WINNING	LAST 10	STRENGTH OF	OPP. STRENGTH	TEAM	ADJ.	CONF.	ADJ CONF.
Average RPI Loss:	96	RECORD	PCT. RANK	GAMES	SCHEDULE	OF SCHEDULE	RPI	RPI	RPI	RPI
DIV. I ONLY	5- 20	314	1- 9	64	76	236	236	7	7	
DIV. I NON-CONF.	3- 8	262	0- 0	133	182	272	272	7	7	
TOTALS	RPI 1-25	RPI 26-50	W-L RECORDS	RPI 51-100	RPI 101-150	RPI 150+				
5- 20	0- 4	0- 5	OVERALL	0- 2	0- 4	5- 5				
4- 10	0- 2	0- 3	HOME	0- 1	0- 2	4- 2				
1- 10	0- 2	0- 2	AWAY	0- 1	0- 2	1- 3				
0- 0	0- 0	0- 0	NEUTRAL	0- 0	0- 0	0- 0				
3- 8	0- 1	0- 1	NON-CONFERENCE	0- 0	0- 4	3- 2				
3- 4	0- 1	0- 0	HOME	0- 0	0- 2	3- 1				
0- 4	0- 0	0- 1	AWAY	0- 0	0- 2	0- 1				
0- 0	0- 0	0- 0	NEUTRAL	0- 0	0- 0	0- 0				
2- 12	0- 3	0- 4	CONFERENCE	0- 2	0- 0	2- 3				
1- 6	0- 1	0- 3	HOME	0- 1	0- 0	1- 1				
1- 6	0- 2	0- 1	AWAY	0- 1	0- 0	1- 2				
0- 0	0- 0	0- 0	NEUTRAL	0- 0	0- 0	0- 0				

RPI 1-25				RPI 26-50				RPI 51-100				RPI 101+ Team's RPI: 236			
RPI	S	Opponent	Score	RPI	S	Opponent	Score	RPI	S	Opponent	Score	RPI	S	Opponent	Score
19	A	DePaul	69 100	34	A	Green Bay	34 61	73	A	St. John's (NY)	55 62	121	A	TCU	47 73
19	H	DePaul	62 92	42	A	Marquette	53 91	73	H	St. John's (NY)	41 62	130	H	UCF	59 66
22	A	Creighton	52 67	42	H	Marquette	66 72					131	A	Arkansas	50 68
23	H	South Fla.	59 74	49	H	Georgetown	52 58					146	H	Ball St.	50 74
				50	H	Villanova	69 70					168	A	Providence	51 68
LAST 12 Division I GAMES:															
19	H	DePaul	62 92	50	H	Villanova	69 70					181	A	Xavier	65 62
42	H	Marquette	66 72	42	A	Marquette	53 91					181	H	Xavier	43 53
181	H	Xavier	43 53	19	A	DePaul	69 100					190	H	ETSU	59 68
196	A	Seton Hall	63 65	181	A	Xavier	65 62					196	A	Seton Hall	63 65
73	A	St. John's (NY)	55 62	73	H	St. John's (NY)	41 62					196	H	Seton Hall	79 58
49	H	Georgetown	52 58	196	H	Seton Hall	79 58					201	H	Indiana St.	66 48
												207	A	Wisconsin	55 60
												215	H	Bradley	58 56
												324	H	Fort Wayne	70 64

Non-Div I Games:

Butler

■ Loss,
■ Non-Conf,
■ S Site,
■ H Home
■ A Away
N Neutral

CSU Bakersfield

Through Games Of Feb. 12, 2017

Average RPI Win:	286	WON-LOST	WINNING	LAST 10	STRENGTH OF	OPP. STRENGTH	TEAM	ADJ.	CONF.	ADJ CONF.
Average RPI Loss:	169	RECORD	PCT. RANK	GAMES	SCHEDULE	OF SCHEDULE	RPI	RPI	RPI	RPI
DIV. I ONLY	9- 12	216	7- 3	285	269	264	264	29	29	
DIV. I NON-CONF.	3- 9	275	1- 2	301	113	312	312	29	29	
TOTALS	RPI 1-25	RPI 26-50	W-L RECORDS	RPI 51-100	RPI 101-150	RPI 150+				
9- 12	0- 1	0- 1	OVERALL	0- 2	0- 0	9- 8				
6- 5	0- 1	0- 0	HOME	0- 1	0- 0	6- 3				
3- 7	0- 0	0- 1	AWAY	0- 1	0- 0	3- 5				
0- 0	0- 0	0- 0	NEUTRAL	0- 0	0- 0	0- 0				
3- 9	0- 1	0- 1	NON-CONFERENCE	0- 2	0- 0	3- 5				
2- 4	0- 1	0- 0	HOME	0- 1	0- 0	2- 2				
1- 5	0- 0	0- 1	AWAY	0- 1	0- 0	1- 3				
0- 0	0- 0	0- 0	NEUTRAL	0- 0	0- 0	0- 0				
6- 3	0- 0	0- 0	CONFERENCE	0- 0	0- 0	6- 3				
4- 1	0- 0	0- 0	HOME	0- 0	0- 0	4- 1				
2- 2	0- 0	0- 0	AWAY	0- 0	0- 0	2- 2				
0- 0	0- 0	0- 0	NEUTRAL	0- 0	0- 0	0- 0				

RPI 1-25				RPI 26-50				RPI 51-100				RPI 101+ Team's RPI: 264			
RPI	S	Opponent	Score	RPI	S	Opponent	Score	RPI	S	Opponent	Score	RPI	S	Opponent	Score
11	H	Stanford	56 77	36	A	Oregon	62 77	67	A	California	63 86	173	H	UC Riverside	66 71
								69	H	South Dakota	60 75	178	A	New Mexico St.	55 69
												178	H	New Mexico St.	55 64
												216	A	Pacific	61 91
												222	H	Grand Canyon	74 59
												225	A	Seattle U	47 54
												259	H	Cal Poly	57 49
												260	A	UTRGV	67 61
												260	H	UTRGV	74 46
												266	H	Hawaii	58 51
												286	H	Southern Utah	59 65
												291	A	UTEP	61 74
												293	A	Pepperdine	57 62
												318	H	UMKC	52 33
												327	A	UC Irvine	86 66
												328	A	Utah Valley	63 59
												333	H	Chicago St.	83 48
LAST 12 Division I GAMES:															
260	A	UTRGV	67 61	178	H	New Mexico St.	55 64								
178	A	New Mexico St.	55 69	260	H	UTRGV	74 46								
222	H	Grand Canyon	74 59	225	A	Seattle U	47 54								
318	H	UMKC	52 33	259	H	Cal Poly	57 49								
333	H	Chicago St.	83 48	291	A	UTEP	61 74								
328	A	Utah Valley	63 59	293	A	Pepperdine	57 62								

Non-Div I Games: Stanislaus St. 78 51 Fresno Pacific 84 61

CSU Bakersfield

Loss, Non-Conf, S Site, H Home A Away N Neutral

Average RPI Win: 215	WON-LOST	WINNING	LAST 10	STRENGTH OF	OPP. STRENGTH	TEAM	ADJ.	CONF.	ADJ CONF.
Average RPI Loss: 159	RECORD	PCT. RANK	GAMES	SCHEDULE	OF SCHEDULE	RPI	RPI	RPI	RPI
DIV. I ONLY	13- 11	147	6- 4	180	217	166	166	25	25
DIV. I NON-CONF.	7- 7	165	1- 1	106	169	138	138	24	24
TOTALS	RPI 1-25	RPI 26-50	W-L RECORDS	RPI 51-100	RPI 101-150	RPI 150+			
13- 11	0- 2	0- 0	OVERALL	0- 2	3- 2	10- 5			
6- 6	0- 0	0- 0	HOME	0- 2	2- 1	4- 3			
7- 5	0- 2	0- 0	AWAY	0- 0	1- 1	6- 2			
0- 0	0- 0	0- 0	NEUTRAL	0- 0	0- 0	0- 0			
7- 7	0- 2	0- 0	NON-CONFERENCE	0- 2	2- 1	5- 2			
2- 5	0- 0	0- 0	HOME	0- 2	1- 1	1- 2			
5- 2	0- 2	0- 0	AWAY	0- 0	1- 0	4- 0			
0- 0	0- 0	0- 0	NEUTRAL	0- 0	0- 0	0- 0			
6- 4	0- 0	0- 0	CONFERENCE	0- 0	1- 1	5- 3			
4- 1	0- 0	0- 0	HOME	0- 0	1- 0	3- 1			
2- 3	0- 0	0- 0	AWAY	0- 0	0- 1	2- 2			
0- 0	0- 0	0- 0	NEUTRAL	0- 0	0- 0	0- 0			

RPI 1-25				RPI 26-50				RPI 51-100				RPI 101+ Team's RPI: 166			
RPI	S	Opponent	Score	RPI	S	Opponent	Score	RPI	S	Opponent	Score	RPI	S	Opponent	Score
6	A	Washington	44 101					53	H	Michigan St.	59 63	102	A	UC Davis	65 81
11	A	Stanford	54 88					93	H	Penn	36 47	111	H	Long Beach St.	63 56
												123	A	St. Mary's (CA)	73 61
												126	H	Eastern Wash.	57 71
												139	H	Detroit	76 67
												157	A	Fresno St.	61 57
												173	A	UC Riverside	70 67
												214	A	Weber St.	89 78
												225	A	Seattle U	68 64
												232	H	San Diego	67 76
												243	A	UC Santa Barbara	62 55
												243	H	UC Santa Barbara	75 61
												255	H	Portland St.	99 72
												259	A	Cal Poly	68 79
												259	H	Cal Poly	63 70
												266	H	Hawaii	67 56
												286	H	Southern Utah	71 77
												305	A	Northern Ariz.	83 79
												327	A	UC Irvine	52 77
												340	H	Cal St. Fullerton	58 41
LAST 12 Division I GAMES:															
173	A	UC Riverside	70 67	102	A	UC Davis	65 81								
243	A	UC Santa Barbara	62 55	327	A	UC Irvine	52 77								
266	H	Hawaii	67 56	259	A	Cal Poly	68 79								
111	H	Long Beach St.	63 56	340	H	Cal St. Fullerton	58 41								
243	H	UC Santa Barbara	75 61	93	H	Penn	36 47								
259	H	Cal Poly	63 70	225	A	Seattle U	68 64								

Non-Div I Games:

CSUN

■ Loss,
 ■ Non-Conf,
 ■ S Site,
 ■ H Home
 ■ A Away
 N Neutral

Average RPI Win:	274	WON-LOST	WINNING	LAST 10	STRENGTH OF	OPP. STRENGTH	TEAM	ADJ.	CONF.	ADJ CONF.
Average RPI Loss:	160	RECORD	PCT. RANK	GAMES	SCHEDULE	OF SCHEDULE	RPI	RPI	RPI	RPI
DIV. I ONLY	9- 14	230	4- 6	259	225	259	259	25	25	
DIV. I NON-CONF.	4- 8	230	0- 1	241	215	291	291	24	24	
TOTALS	RPI 1-25	RPI 26-50	W-L RECORDS	RPI 51-100	RPI 101-150	RPI 150+				
9- 14	0- 2	0- 0	OVERALL	0- 1	0- 3	9- 8				
6- 5	0- 0	0- 0	HOME	0- 0	0- 2	6- 3				
3- 9	0- 2	0- 0	AWAY	0- 1	0- 1	3- 5				
0- 0	0- 0	0- 0	NEUTRAL	0- 0	0- 0	0- 0				
4- 8	0- 2	0- 0	NON-CONFERENCE	0- 1	0- 1	4- 4				
4- 2	0- 0	0- 0	HOME	0- 0	0- 1	4- 1				
0- 6	0- 2	0- 0	AWAY	0- 1	0- 0	0- 3				
0- 0	0- 0	0- 0	NEUTRAL	0- 0	0- 0	0- 0				
5- 6	0- 0	0- 0	CONFERENCE	0- 0	0- 2	5- 4				
2- 3	0- 0	0- 0	HOME	0- 0	0- 1	2- 2				
3- 3	0- 0	0- 0	AWAY	0- 0	0- 1	3- 2				
0- 0	0- 0	0- 0	NEUTRAL	0- 0	0- 0	0- 0				

RPI 1-25				RPI 26-50				RPI 51-100				RPI 101+ Team's RPI: 259			
RPI	S	Opponent	Score	RPI	S	Opponent	Score	RPI	S	Opponent	Score	RPI	S	Opponent	Score
11	A	Stanford	55 83					70	A	Montana St.	52 71	102	H	UC Davis	53 61
12	A	UCLA	64 80									111	A	Long Beach St.	80 83
												123	H	St. Mary's (CA)	71 79
												158	H	San Francisco	67 73
												166	A	CSUN	70 63
												166	H	CSUN	79 68
												173	A	UC Riverside	59 68
												173	H	UC Riverside	69 72
												222	A	Grand Canyon	59 64
												243	H	UC Santa Barbara	78 67
												264	A	CSU Bakersfield	49 57
												266	A	Hawaii	57 66
												266	H	Hawaii	79 87
												284	A	Sacramento St.	96 97
												293	H	Pepperdine	62 52
												297	H	North Dakota St.	73 46
												305	H	Northern Ariz.	58 53
												327	A	UC Irvine	78 60
												328	H	Utah Valley	77 65
												340	A	Cal St. Fullerton	69 45
LAST 12 Division I GAMES:															
340	A	Cal St. Fullerton	69 45	266	H	Hawaii	79 87								
327	A	UC Irvine	78 60	111	A	Long Beach St.	80 83								
173	H	UC Riverside	69 72	173	A	UC Riverside	59 68								
102	H	UC Davis	53 61	166	H	CSUN	79 68								
266	A	Hawaii	57 66	243	H	UC Santa Barbara	78 67								
166	A	CSUN	70 63	264	A	CSU Bakersfield	49 57								

Non-Div I Games:

Cal Poly

■ Loss,
 ■ Non-Conf,
 ■ S Site,
 ■ Home
 ■ A Away
 N Neutral

Average RPI Win:	327	WON-LOST	WINNING	LAST 10	STRENGTH OF	OPP. STRENGTH	TEAM	ADJ.	CONF.	ADJ CONF.
Average RPI Loss:	193	RECORD	PCT. RANK	GAMES	SCHEDULE	OF SCHEDULE	RPI	RPI	RPI	RPI
DIV. I ONLY	2- 20	340	1- 9	268	275	340	340	25	25	
DIV. I NON-CONF.	1- 10	325	0- 0	323	286	347	347	24	24	
TOTALS	RPI 1-25	RPI 26-50	W-L RECORDS	RPI 51-100	RPI 101-150	RPI 150+				
2- 20	0- 0	0- 0	OVERALL	0- 1	0- 6	2- 13				
2- 9	0- 0	0- 0	HOME	0- 0	0- 3	2- 6				
0- 11	0- 0	0- 0	AWAY	0- 1	0- 3	0- 7				
0- 0	0- 0	0- 0	NEUTRAL	0- 0	0- 0	0- 0				
1- 10	0- 0	0- 0	NON-CONFERENCE	0- 1	0- 2	1- 7				
1- 5	0- 0	0- 0	HOME	0- 0	0- 1	1- 4				
0- 5	0- 0	0- 0	AWAY	0- 1	0- 1	0- 3				
0- 0	0- 0	0- 0	NEUTRAL	0- 0	0- 0	0- 0				
1- 10	0- 0	0- 0	CONFERENCE	0- 0	0- 4	1- 6				
1- 4	0- 0	0- 0	HOME	0- 0	0- 2	1- 2				
0- 6	0- 0	0- 0	AWAY	0- 0	0- 2	0- 4				
0- 0	0- 0	0- 0	NEUTRAL	0- 0	0- 0	0- 0				

RPI S	Opponent	Score	RPI S	Opponent	Score	RPI S	Opponent	Score	RPI S	Opponent	Score	Team's RPI: 340
						99	A Wyoming	26 61	102	A UC Davis	39 59	
									102	H UC Davis	51 70	
									111	A Long Beach St.	55 84	
									111	H Long Beach St.	48 65	
									124	H Idaho	86 88	
									126	A Eastern Wash.	67 84	
									166	A CSUN	41 58	
									173	A UC Riverside	45 68	
									175	H Columbia	46 61	
									212	H Loyola Marymount	62 77	
									232	A San Diego	50 103	
									243	A UC Santa Barbara	37 57	
									243	H UC Santa Barbara	49 56	
									255	A Portland St.	73 81	
									259	H Cal Poly	45 69	
									266	A Hawaii	50 60	
									272	H San Diego St.	61 71	
									293	H Pepperdine	58 69	
									295	A Denver	58 77	
									326	H Montana	72 56	
									327	H UC Irvine	64 53	
LAST 12 Division I GAMES:												
259	H	Cal Poly	45	69	102	H	UC Davis	51	70			
111	A	Long Beach St.	55	84	327	H	UC Irvine	64	53			
243	A	UC Santa Barbara	37	57	266	A	Hawaii	50	60			
102	A	UC Davis	39	59	243	H	UC Santa Barbara	49	56			
111	H	Long Beach St.	48	65	166	A	CSUN	41	58			
173	A	UC Riverside	45	68	175	H	Columbia	46	61			

Non-Div I Games: Antelope Valley 64 56 Whittier 97 49

Cal St. Fullerton

■ Loss,
 ■ Non-Conf,
 ■ S Site,
 ■ Home
 ■ A Away
 N Neutral

Average RPI Win:	153	WON-LOST	WINNING	LAST 10	STRENGTH OF	OPP. STRENGTH	TEAM	ADJ.	CONF.	ADJ CONF.
Average RPI Loss:	42	RECORD	PCT. RANK	GAMES	SCHEDULE	OF SCHEDULE	RPI	RPI	RPI	RPI
DIV. I ONLY	17- 9	92	4- 6	71	31	67	67	1	1	
DIV. I NON-CONF.	12- 0	1	0- 0	208	163	29	29	1	1	
TOTALS	RPI 1-25	RPI 26-50	W-L RECORDS	RPI 51-100	RPI 101-150	RPI 150+				
17- 9	2- 2	0- 3	OVERALL	2- 4	5- 0	8- 0				
10- 5	1- 1	0- 2	HOME	1- 2	2- 0	6- 0				
4- 4	0- 1	0- 1	AWAY	1- 2	2- 0	1- 0				
3- 0	1- 0	0- 0	NEUTRAL	0- 0	1- 0	1- 0				
12- 0	1- 0	0- 0	NON-CONFERENCE	0- 0	3- 0	8- 0				
7- 0	0- 0	0- 0	HOME	0- 0	1- 0	6- 0				
2- 0	0- 0	0- 0	AWAY	0- 0	1- 0	1- 0				
3- 0	1- 0	0- 0	NEUTRAL	0- 0	1- 0	1- 0				
5- 9	1- 2	0- 3	CONFERENCE	2- 4	2- 0	0- 0				
3- 5	1- 1	0- 2	HOME	1- 2	1- 0	0- 0				
2- 4	0- 1	0- 1	AWAY	1- 2	1- 0	0- 0				
0- 0	0- 0	0- 0	NEUTRAL	0- 0	0- 0	0- 0				

RPI S	Opponent	Score	RPI S	Opponent	Score	RPI S	Opponent	Score	RPI S	Opponent	Score
6	A Washington	67 90	26	A Arizona St.	62 72	52	A Utah	57 63	112	H Duquesne	86 66
10	H Oregon St.	56 66	26	H Arizona St.	45 54	52	H Utah	64 73	115	A Arizona	74 64
12	H UCLA	80 77	36	H Oregon	66 69	54	H Southern California	63 56	115	H Arizona	71 60
18	N Oklahoma	82 74				81	A Colorado	65 53	120	N Southern Miss.	71 51
						81	H Colorado	59 64	123	A St. Mary's (CA)	74 67
						88	A Washington St.	79 84	153	H Santa Clara	73 58
									158	H San Francisco	75 52
									173	H UC Riverside	71 56
									200	A Nebraska	86 65
									264	H CSU Bakersfield	86 63
									284	H Sacramento St.	97 73
									302	H Lehigh	96 63
									322	N Arkansas St.	80 55
LAST 12 Division I GAMES:											
81	H Colorado	59 64	115	H Arizona	71 60						
52	H Utah	64 73	26	H Arizona St.	45 54						
54	H Southern California	63 56	52	A Utah	57 63						
12	H UCLA	80 77	81	A Colorado	65 53						
88	A Washington St.	79 84	36	H Oregon	66 69						
6	A Washington	67 90	10	H Oregon St.	56 66						

Non-Div I Games:

California

■ Loss,
■ Non-Conf,
■ S Site,
■ H Home
■ A Away
N Neutral

Average RPI Win: 293		WON-LOST	WINNING	LAST 10	STRENGTH OF	OPP. STRENGTH	TEAM	ADJ.	CONF.	ADJ CONF.
Average RPI Loss: 177		RECORD	PCT. RANK	GAMES	SCHEDULE	OF SCHEDULE	RPI	RPI	RPI	RPI
DIV. I ONLY		14- 6	68	7- 3	336	338	208	208	28	28
DIV. I NON-CONF.		5- 3	121	0- 0	329	344	234	234	28	28
TOTALS	RPI 1-25	RPI 26-50		W-L RECORDS		RPI 51-100	RPI 101-150	RPI 150+		
14- 6	0- 0	0- 0		OVERALL		0- 0	0- 3	14- 3		
6- 4	0- 0	0- 0		HOME		0- 0	0- 2	6- 2		
6- 2	0- 0	0- 0		AWAY		0- 0	0- 1	6- 1		
2- 0	0- 0	0- 0		NEUTRAL		0- 0	0- 0	2- 0		
5- 3	0- 0	0- 0		NON-CONFERENCE		0- 0	0- 2	5- 1		
1- 2	0- 0	0- 0		HOME		0- 0	0- 1	1- 1		
2- 1	0- 0	0- 0		AWAY		0- 0	0- 1	2- 0		
2- 0	0- 0	0- 0		NEUTRAL		0- 0	0- 0	2- 0		
9- 3	0- 0	0- 0		CONFERENCE		0- 0	0- 1	9- 2		
5- 2	0- 0	0- 0		HOME		0- 0	0- 1	5- 1		
4- 1	0- 0	0- 0		AWAY		0- 0	0- 0	4- 1		
0- 0	0- 0	0- 0		NEUTRAL		0- 0	0- 0	0- 0		

RPI 1-25				RPI 26-50				RPI 51-100				RPI 101+				Team's RPI: 208	
RPI	S	Opponent	Score	RPI	S	Opponent	Score	RPI	S	Opponent	Score	RPI	S	Opponent	Score		
												101	A	Mercer	60	76	
												134	H	VCU	53	66	
												137	H	Radford	42	61	
												190	H	ETSU	55	56	
												223	A	Presbyterian	49	39	
												234	A	UNC Asheville	61	55	
												234	H	UNC Asheville	61	60	
												248	H	Liberty	52	58	
												250	A	Charleston So.	43	60	
												250	H	Charleston So.	54	37	
												271	H	High Point	58	33	
												279	N	Ark.-Pine Bluff	51	31	
												288	A	Western Caro.	50	48	
												307	A	Gardner-Webb	73	61	
												323	A	USC Upstate	56	41	
												329	H	Winthrop	61	32	
												336	A	Longwood	66	54	
												336	H	Longwood	74	50	
												343	H	N.C. Central	61	30	
												348	N	Morgan St.	62	51	
LAST 12 Division I GAMES:																	
				234	H	UNC Asheville	61 60					336	A	Longwood	66 54		
				250	A	Charleston So.	43 60					329	H	Winthrop	61 32		
				336	H	Longwood	74 50					223	A	Presbyterian	49 39		
				248	H	Liberty	52 58					137	H	Radford	42 61		
				307	A	Gardner-Webb	73 61					250	H	Charleston So.	54 37		
				271	H	High Point	58 33					234	A	UNC Asheville	61 55		

Non-Div I Games:	Columbia (SC)	73	32	Saint Augustine's	69	33	St. Andrews	94	39
------------------	---------------	----	----	-------------------	----	----	-------------	----	----

Campbell

■ Loss, ■ Non-Conf, S Site, H Home A Away N Neutral

Canisius

Through Games Of Feb. 12, 2017

Average RPI Win:	240	WON-LOST	WINNING	LAST 10	STRENGTH OF	OPP. STRENGTH	TEAM	ADJ.	CONF.	ADJ CONF.
Average RPI Loss:	159	RECORD	PCT. RANK	GAMES	SCHEDULE	OF SCHEDULE	RPI	RPI	RPI	RPI
DIV. I ONLY	8- 17	269	5- 5	177	245	245	245	18	18	
DIV. I NON-CONF.	1- 8	314	0- 0	104	240	276	276	17	17	
TOTALS	RPI 1-25	RPI 26-50	W-L RECORDS	RPI 51-100	RPI 101-150	RPI 150+				
8- 17	0- 0	0- 2	OVERALL	0- 1	0- 4	8- 10				
4- 8	0- 0	0- 1	HOME	0- 1	0- 2	4- 4				
4- 9	0- 0	0- 1	AWAY	0- 0	0- 2	4- 6				
0- 0	0- 0	0- 0	NEUTRAL	0- 0	0- 0	0- 0				
1- 8	0- 0	0- 1	NON-CONFERENCE	0- 1	0- 2	1- 4				
0- 4	0- 0	0- 0	HOME	0- 1	0- 1	0- 2				
1- 4	0- 0	0- 1	AWAY	0- 0	0- 1	1- 2				
0- 0	0- 0	0- 0	NEUTRAL	0- 0	0- 0	0- 0				
7- 9	0- 0	0- 1	CONFERENCE	0- 0	0- 2	7- 6				
4- 4	0- 0	0- 1	HOME	0- 0	0- 1	4- 2				
3- 5	0- 0	0- 0	AWAY	0- 0	0- 1	3- 4				
0- 0	0- 0	0- 0	NEUTRAL	0- 0	0- 0	0- 0				

RPI S	Opponent	Score	RPI S	Opponent	Score	RPI S	Opponent	Score	RPI S	Opponent	Score	Team's RPI: 245
27	A Ohio St.	56 89	46	H Quinnipiac	53 64	72	H Buffalo	52 65	118	A Rider	50 61	
									118	H Rider	70 71	
									127	A Cornell	43 60	
									133	H Lamar University	51 65	
									160	A Iona	52 55	
									160	H Iona	45 58	
									169	H Fairfield	63 49	
									180	H Northeastern	59 83	
									192	A Morehead St.	68 77	
									194	A Siena	42 67	
									209	A Monmouth	53 55	
									209	H Monmouth	74 54	
									220	A Niagara	65 57	
									220	H Niagara	52 41	
									226	H Akron	64 73	
									227	A St. Bonaventure	74 57	
									230	A Saint Francis (PA)	74 95	
									253	A Marist	60 67	
									253	H Marist	74 85	
									281	A Manhattan	62 57	
									281	H Manhattan	58 48	
									316	A Saint Peter's	59 54	
LAST 12 Division I GAMES:												
118	A Rider	50 61	169	H Fairfield	63 49							
220	H Niagara	52 41	220	A Niagara	65 57							
160	H Iona	45 58	209	A Monmouth	53 55							
281	H Manhattan	58 48	316	A Saint Peter's	59 54							
253	A Marist	60 67	46	H Quinnipiac	53 64							
194	A Siena	42 67	253	H Marist	74 85							

Non-Div I Games:

Canisius

■ Loss,
 ■ Non-Conf,
 ■ S Site,
 ■ H Home
 ■ A Away
 N Neutral

Central Ark.

Through Games Of Feb. 12, 2017

Average RPI Win:	257	WON-LOST	WINNING	LAST 10	STRENGTH OF	OPP. STRENGTH	TEAM	ADJ.	CONF.	ADJ CONF.
Average RPI Loss:	89	RECORD	PCT. RANK	GAMES	SCHEDULE	OF SCHEDULE	RPI	RPI	RPI	RPI
DIV. I ONLY	15- 4	26	10- 0	279	258	100	100	27	27	
DIV. I NON-CONF.	4- 2	97	0- 0	259	59	96	96	27	27	
TOTALS	RPI 1-25	RPI 26-50	W-L RECORDS	RPI 51-100	RPI 101-150	RPI 150+				
15- 4	0- 1	0- 0	OVERALL	1- 1	1- 2	13- 0				
6- 1	0- 0	0- 0	HOME	0- 0	1- 1	5- 0				
7- 3	0- 0	0- 0	AWAY	1- 1	0- 0	6- 0				
2- 0	0- 0	0- 0	NEUTRAL	0- 0	0- 0	2- 0				
4- 2	0- 1	0- 0	NON-CONFERENCE	0- 1	0- 0	4- 0				
1- 0	0- 0	0- 0	HOME	0- 0	0- 0	1- 0				
1- 2	0- 1	0- 0	AWAY	0- 1	0- 0	1- 0				
2- 0	0- 0	0- 0	NEUTRAL	0- 0	0- 0	2- 0				
11- 2	0- 0	0- 0	CONFERENCE	1- 0	1- 2	9- 0				
5- 1	0- 0	0- 0	HOME	0- 0	1- 1	4- 0				
6- 1	0- 0	0- 0	AWAY	1- 0	0- 1	5- 0				
0- 0	0- 0	0- 0	NEUTRAL	0- 0	0- 0	0- 0				

RPI S	Opponent	Score	RPI S	Opponent	Score	RPI S	Opponent	Score	RPI S	Opponent	Score
16 A	Texas A&M	49 74				85 A	Texas Tech	45 79	122 A	Abilene Christian	76 83
						96 A	SFA	67 63	122 H	Abilene Christian	80 70
									133 H	Lamar University	56 70
									183 N	Houston	69 55
									211 A	New Orleans	55 51
									248 N	Liberty	61 41
									267 A	McNeese	72 49
									267 H	McNeese	67 52
									285 A	A&M-Corpus Christi	49 41
									290 A	Alcorn	71 57
									290 H	Alcorn	59 45
									292 H	Northwestern St.	76 43
									298 A	Nicholls St.	61 52
									331 H	Southeastern La.	77 55
									334 H	Incarinate Word	63 50
									345 A	Houston Baptist	80 49
LAST 12 Division I GAMES:											
298 A	Nicholls St.	61 52	211 A	New Orleans	55 51						
122 H	Abilene Christian	80 70	267 H	McNeese	67 52						
331 H	Southeastern La.	77 55	285 A	A&M-Corpus Christi	49 41						
267 A	McNeese	72 49	345 A	Houston Baptist	80 49						
334 H	Incarinate Word	63 50	122 A	Abilene Christian	76 83						
96 A	SFA	67 63	292 H	Northwestern St.	76 43						

Non-Div I Games: Crowley's Ridge 102 31 Williams Baptist 82 32 Central Baptist 94 47 Hendrix 71 39 Central Ark.

Average RPI Win:	306	WON-LOST	WINNING	LAST 10	STRENGTH OF	OPP. STRENGTH	TEAM	ADJ.	CONF.	ADJ CONF.
Average RPI Loss:	205	RECORD	PCT. RANK	GAMES	SCHEDULE	OF SCHEDULE	RPI	RPI	RPI	RPI
DIV. I ONLY	9- 15	239	5- 5	331	306	308	308	31	31	
DIV. I NON-CONF.	1- 10	325	0- 0	268	155	339	339	32	32	
TOTALS	RPI 1-25	RPI 26-50	W-L RECORDS	RPI 51-100	RPI 101-150	RPI 150+				
9- 15	0- 0	0- 1	OVERALL	0- 2	0- 0	9- 12				
6- 3	0- 0	0- 0	HOME	0- 0	0- 0	6- 3				
3- 11	0- 0	0- 1	AWAY	0- 2	0- 0	3- 8				
0- 1	0- 0	0- 0	NEUTRAL	0- 0	0- 0	0- 1				
1- 10	0- 0	0- 1	NON-CONFERENCE	0- 2	0- 0	1- 7				
1- 2	0- 0	0- 0	HOME	0- 0	0- 0	1- 2				
0- 7	0- 0	0- 1	AWAY	0- 2	0- 0	0- 4				
0- 1	0- 0	0- 0	NEUTRAL	0- 0	0- 0	0- 1				
8- 5	0- 0	0- 0	CONFERENCE	0- 0	0- 0	8- 5				
5- 1	0- 0	0- 0	HOME	0- 0	0- 0	5- 1				
3- 4	0- 0	0- 0	AWAY	0- 0	0- 0	3- 4				
0- 0	0- 0	0- 0	NEUTRAL	0- 0	0- 0	0- 0				

RPI 1-25			RPI 26-50			RPI 51-100			RPI 101+ Team's RPI: 308		
RPI	S	Opponent	Score	RPI	S	Opponent	Score	RPI	S	Opponent	Score
				33	A	Syracuse	63 95	59	A	Virginia Tech	47 81
								94	A	New Hampshire	52 56
								162	A	Boston College	46 66
								182	H	Hartford	58 68
								196	A	Seton Hall	70 78
								197	A	Sacred Heart	61 82
								197	H	Sacred Heart	67 50
								219	A	Robert Morris	46 55
								230	A	Saint Francis (PA)	81 87
								231	A	Dartmouth	51 61
								263	H	Stony Brook	59 64
								272	N	San Diego St.	62 80
								275	H	Vermont	78 76
								294	A	Massachusetts	37 76
								301	H	Bryant	53 52
								306	A	Mt. St. Mary's	66 81
								306	H	Mt. St. Mary's	68 58
								321	A	St. Francis Brooklyn	61 53
								335	A	LIU Brooklyn	76 71
								335	H	LIU Brooklyn	62 68
								339	A	Wagner	83 71
								339	H	Wagner	66 53
								342	H	Fairleigh Dickinson	68 49
LAST 12 Division I GAMES:											
197	A	Sacred Heart	61 82	230	A	Saint Francis (PA)	81 87				
339	A	Wagner	83 71	335	A	LIU Brooklyn	76 71				
306	A	Mt. St. Mary's	66 81	342	H	Fairleigh Dickinson	68 49				
335	H	LIU Brooklyn	62 68	306	H	Mt. St. Mary's	68 58				
301	H	Bryant	53 52	197	H	Sacred Heart	67 50				
219	A	Robert Morris	46 55	321	A	St. Francis Brooklyn	61 53				

Non-Div I Games:

Central Conn. St.

■ Loss,
 ■ Non-Conf,
 ■ S Site,
 ■ H Home
 ■ A Away
 N Neutral

Central Mich.

Through Games Of Feb. 12, 2017

Average RPI Win:	199	WON-LOST	WINNING	LAST 10	STRENGTH OF	OPP. STRENGTH	TEAM	ADJ.	CONF.	ADJ CONF.
Average RPI Loss:	59	RECORD	PCT. RANK	GAMES	SCHEDULE	OF SCHEDULE	RPI	RPI	RPI	RPI
DIV. I ONLY	18- 6	43	8- 2	168	88	60	60	10	10	
DIV. I NON-CONF.	8- 4	97	0- 0	280	35	151	151	11	11	
TOTALS	RPI 1-25	RPI 26-50	W-L RECORDS	RPI 51-100	RPI 101-150	RPI 150+				
18- 6	0- 1	1- 1	OVERALL	2- 4	3- 0	12- 0				
12- 1	0- 0	1- 1	HOME	1- 0	2- 0	8- 0				
4- 5	0- 1	0- 0	AWAY	1- 4	1- 0	2- 0				
2- 0	0- 0	0- 0	NEUTRAL	0- 0	0- 0	2- 0				
8- 4	0- 1	0- 1	NON-CONFERENCE	0- 2	1- 0	7- 0				
6- 1	0- 0	0- 1	HOME	0- 0	1- 0	5- 0				
0- 3	0- 1	0- 0	AWAY	0- 2	0- 0	0- 0				
2- 0	0- 0	0- 0	NEUTRAL	0- 0	0- 0	2- 0				
10- 2	0- 0	1- 0	CONFERENCE	2- 2	2- 0	5- 0				
6- 0	0- 0	1- 0	HOME	1- 0	1- 0	3- 0				
4- 2	0- 0	0- 0	AWAY	1- 2	1- 0	2- 0				
0- 0	0- 0	0- 0	NEUTRAL	0- 0	0- 0	0- 0				

RPI 1-25				RPI 26-50				RPI 51-100 Team's RPI: 60				RPI 101+			
RPI	S	Opponent	Score	RPI	S	Opponent	Score	RPI	S	Opponent	Score	RPI	S	Opponent	Score
2	A	Notre Dame	47 107	32	H	Elon	57 71	64	A	Middle Tenn.	69 79	104	H	Saint Joseph's	73 71
				40	H	Ohio	64 59	72	A	Buffalo	56 67	107	A	Kent St.	91 78
								72	H	Buffalo	88 71	146	H	Ball St.	101 92
								82	A	Northern Ill.	109 94	165	H	Oakland	70 67
								84	A	Toledo	72 74	172	H	Western Mich.	94 83
								98	A	Purdue	51 62	185	H	Illinois	82 51
												213	H	Miami (OH)	80 61
												226	H	Akron	89 62
												241	H	Furman	81 71
												265	A	Bowling Green	76 65
												289	A	Eastern Mich.	104 63
												297	N	North Dakota St.	77 55
												320	H	Loyola Chicago	95 57
												325	H	Ill.-Chicago	77 55
												328	N	Utah Valley	71 62
LAST 12 Division I GAMES:															
172	H	Western Mich.	94 83	213	H	Miami (OH)	80 61								
82	A	Northern Ill.	109 94	265	A	Bowling Green	76 65								
289	A	Eastern Mich.	104 63	146	H	Ball St.	101 92								
40	H	Ohio	64 59	72	H	Buffalo	88 71								
84	A	Toledo	72 74	226	H	Akron	89 62								
72	A	Buffalo	56 67	107	A	Kent St.	91 78								

Non-Div I Games:

Central Mich.

■ Loss,
 ■ Non-Conf, S Site,
 ■ Home
 ■ Away
 N Neutral

Charleston So.

Through Games Of Feb. 12, 2017

Average RPI Win:	270	WON-LOST	WINNING	LAST 10	STRENGTH OF	OPP. STRENGTH	TEAM	ADJ.	CONF.	ADJ CONF.
Average RPI Loss:	195	RECORD	PCT. RANK	GAMES	SCHEDULE	OF SCHEDULE	RPI	RPI	RPI	RPI
DIV. I ONLY	10- 10	173	7- 3	314	314	250	250	28	28	
DIV. I NON-CONF.	3- 5	223	0- 0	339	237	319	319	28	28	
TOTALS	RPI 1-25	RPI 26-50	W-L RECORDS	RPI 51-100	RPI 101-150	RPI 150+				
10- 10	0- 0	0- 0	OVERALL	0- 1	1- 2	9- 7				
7- 3	0- 0	0- 0	HOME	0- 0	1- 0	6- 3				
3- 7	0- 0	0- 0	AWAY	0- 1	0- 2	3- 4				
0- 0	0- 0	0- 0	NEUTRAL	0- 0	0- 0	0- 0				
3- 5	0- 0	0- 0	NON-CONFERENCE	0- 1	0- 1	3- 3				
2- 2	0- 0	0- 0	HOME	0- 0	0- 0	2- 2				
1- 3	0- 0	0- 0	AWAY	0- 1	0- 1	1- 1				
0- 0	0- 0	0- 0	NEUTRAL	0- 0	0- 0	0- 0				
7- 5	0- 0	0- 0	CONFERENCE	0- 0	1- 1	6- 4				
5- 1	0- 0	0- 0	HOME	0- 0	1- 0	4- 1				
2- 4	0- 0	0- 0	AWAY	0- 0	0- 1	2- 3				
0- 0	0- 0	0- 0	NEUTRAL	0- 0	0- 0	0- 0				

RPI 1-25				RPI 26-50				RPI 51-100				RPI 101+ Team's RPI: 250			
RPI	S	Opponent	Score	RPI	S	Opponent	Score	RPI	S	Opponent	Score	RPI	S	Opponent	Score
								56	A	West Virginia	38 88	108	A	North Carolina	77 93
												137	A	Radford	59 67
												137	H	Radford	57 45
												204	H	Col. of Charleston	76 79
												208	A	Campbell	37 54
												208	H	Campbell	60 43
												223	A	Presbyterian	48 50
												223	H	Presbyterian	52 34
												234	A	UNC Asheville	47 56
												238	H	Ga. Southern	55 54
												242	H	Wofford	45 59
												248	H	Liberty	72 81
												271	A	High Point	74 68
												288	A	Western Caro.	53 58
												303	A	Lipscomb	67 52
												307	H	Gardner-Webb	64 57
												329	H	Winthrop	71 52
												336	A	Longwood	62 47
												344	H	South Carolina St.	67 62
LAST 12 Division I GAMES:															
				137	A	Radford	59 67					137	H	Radford	57 45
				208	H	Campbell	60 43					223	A	Presbyterian	48 50
				223	H	Presbyterian	52 34					329	H	Winthrop	71 52
				234	A	UNC Asheville	47 56					271	A	High Point	74 68
				336	A	Longwood	62 47					208	A	Campbell	37 54
				307	H	Gardner-Webb	64 57					248	H	Liberty	72 81

Non-Div I Games: Southern Wesleyan 80 57 Montreat 79 50 Paine 75 67

Charleston So.

Loss, Non-Conf, S Site, H Home A Away N Neutral

Average RPI Win:	203	WON-LOST	WINNING	LAST 10	STRENGTH OF	OPP. STRENGTH	TEAM	ADJ.	CONF.	ADJ CONF.
Average RPI Loss:	107	RECORD	PCT. RANK	GAMES	SCHEDULE	OF SCHEDULE	RPI	RPI	RPI	RPI
DIV. I ONLY	17- 7	64	6- 4	214	105	104	104	15	15	
DIV. I NON-CONF.	8- 3	67	0- 0	282	26	113	113	16	16	
TOTALS	RPI 1-25	RPI 26-50	W-L RECORDS	RPI 51-100	RPI 101-150	RPI 150+				
17- 7	0- 1	0- 0	OVERALL	1- 3	4- 0	12- 3				
8- 3	0- 0	0- 0	HOME	1- 1	1- 0	6- 2				
9- 2	0- 1	0- 0	AWAY	0- 0	3- 0	6- 1				
0- 2	0- 0	0- 0	NEUTRAL	0- 2	0- 0	0- 0				
8- 3	0- 1	0- 0	NON-CONFERENCE	0- 2	2- 0	6- 0				
5- 0	0- 0	0- 0	HOME	0- 0	1- 0	4- 0				
3- 1	0- 1	0- 0	AWAY	0- 0	1- 0	2- 0				
0- 2	0- 0	0- 0	NEUTRAL	0- 2	0- 0	0- 0				
9- 4	0- 0	0- 0	CONFERENCE	1- 1	2- 0	6- 3				
3- 3	0- 0	0- 0	HOME	1- 1	0- 0	2- 2				
6- 1	0- 0	0- 0	AWAY	0- 0	2- 0	4- 1				
0- 0	0- 0	0- 0	NEUTRAL	0- 0	0- 0	0- 0				

RPI 1-25				RPI 26-50				RPI 51-100				RPI 101+ Team's RPI: 104			
RPI	S	Opponent	Score	RPI	S	Opponent	Score	RPI	S	Opponent	Score	RPI	S	Opponent	Score
20	A	Miami (FL)	46 80					52	N	Utah	68 81	112	A	Duquesne	77 63
								64	H	Middle Tenn.	81 83	120	A	Southern Miss.	78 61
								79	H	Western Ky.	89 85	132	A	Old Dominion	86 75
								89	N	Boise St.	65 68	144	H	East Carolina	79 64
												155	A	Pittsburgh	70 63
												156	A	Louisiana Tech	54 80
												184	H	UAB	81 88
												187	A	Rice	69 51
												187	H	Rice	52 55
												202	A	North Texas	78 63
												202	H	North Texas	66 49
												204	A	Col. of Charleston	62 49
												207	H	Wisconsin	63 48
												223	H	Presbyterian	71 63
												254	H	Marshall	93 77
												280	A	FIU	101 54
												287	H	Davidson	93 79
												330	A	Fla. Atlantic	72 66
												336	H	Longwood	66 41
LAST 12 Division I GAMES:															
64	H	Middle Tenn.	81 83	132	A	Old Dominion	86 75								
184	H	UAB	81 88	120	A	Southern Miss.	78 61								
280	A	FIU	101 54	156	A	Louisiana Tech	54 80								
330	A	Fla. Atlantic	72 66	254	H	Marshall	93 77								
187	H	Rice	52 55	79	H	Western Ky.	89 85								
202	H	North Texas	66 49	187	A	Rice	69 51								

Non-Div I Games:

Charlotte

■ Loss,
■ Non-Conf, S Site,
■ Home
■ Away
N Neutral

Chattanooga

Through Games Of Feb. 12, 2017

Average RPI Win: 212	WON-LOST	WINNING	LAST 10	STRENGTH OF	OPP. STRENGTH	TEAM	ADJ.	CONF.	ADJ CONF.
Average RPI Loss: 68	RECORD	PCT. RANK	GAMES	SCHEDULE	OF SCHEDULE	RPI	RPI	RPI	RPI
DIV. I ONLY	15- 9	104	9- 1	69	112	77	77	17	17
DIV. I NON-CONF.	6- 8	203	1- 1	61	18	115	115	20	20
TOTALS	RPI 1-25	RPI 26-50	W-L RECORDS	RPI 51-100	RPI 101-150	RPI 150+			
15- 9	0- 3	0- 2	OVERALL	0- 2	3- 1	12- 1			
6- 4	0- 1	0- 2	HOME	0- 1	2- 0	4- 0			
7- 4	0- 2	0- 0	AWAY	0- 1	1- 0	6- 1			
2- 1	0- 0	0- 0	NEUTRAL	0- 0	0- 1	2- 0			
6- 8	0- 3	0- 2	NON-CONFERENCE	0- 2	1- 1	5- 0			
1- 4	0- 1	0- 2	HOME	0- 1	1- 0	0- 0			
3- 3	0- 2	0- 0	AWAY	0- 1	0- 0	3- 0			
2- 1	0- 0	0- 0	NEUTRAL	0- 0	0- 1	2- 0			
9- 1	0- 0	0- 0	CONFERENCE	0- 0	2- 0	7- 1			
5- 0	0- 0	0- 0	HOME	0- 0	1- 0	4- 0			
4- 1	0- 0	0- 0	AWAY	0- 0	1- 0	3- 1			
0- 0	0- 0	0- 0	NEUTRAL	0- 0	0- 0	0- 0			

RPI 1-25				RPI 26-50				RPI 51-100 Team's RPI: 77				RPI 101+			
RPI	S	Opponent	Score	RPI	S	Opponent	Score	RPI	S	Opponent	Score	RPI	S	Opponent	Score
1	A	UConn	43 80	34	H	Green Bay	55 71	58	H	Florida	61 72	101	A	Mercer	74 56
2	H	Notre Dame	58 79	44	H	Indiana	76 79	91	A	FGCU	55 68	101	H	Mercer	70 50
13	A	Louisville	47 63									119	H	Stetson	66 55
												129	N	Maine	39 49
												190	A	ETSU	70 62
												190	H	ETSU	60 45
												193	A	Rutgers	66 53
												223	A	Presbyterian	56 48
												224	H	UNCG	58 55
												239	A	Samford	77 61
												239	H	Samford	51 45
												241	A	Furman	48 65
												242	A	Wofford	71 61
												252	A	UT Martin	80 60
												265	N	Bowling Green	54 49
												288	H	Western Caro.	67 46
												317	N	Lafayette	68 43
LAST 12 Division I GAMES:															
190	A	ETSU	70 62	288	H	Western Caro.	67 46								
239	H	Samford	51 45	190	H	ETSU	60 45								
101	H	Mercer	70 50	101	A	Mercer	74 56								
241	A	Furman	48 65	239	A	Samford	77 61								
242	A	Wofford	71 61	223	A	Presbyterian	56 48								
224	H	UNCG	58 55	2	H	Notre Dame	58 79								

Non-Div I Games:

Chattanooga

■ Loss,
 ■ Non-Conf, S Site,
 ■ Home
 ■ Away
 N Neutral

Average RPI Win:	0	WON-LOST	WINNING	LAST 10	STRENGTH OF	OPP. STRENGTH	TEAM	ADJ.	CONF.	ADJ CONF.
Average RPI Loss:	200	RECORD	PCT. RANK	GAMES	SCHEDULE	OF SCHEDULE	RPI	RPI	RPI	RPI
DIV. I ONLY	0- 24	348	0- 10	122	341	333	333	29	29	
DIV. I NON-CONF.	0- 14	335	0- 2	76	319	315	315	29	29	
TOTALS	RPI 1-25	RPI 26-50	W-L RECORDS	RPI 51-100	RPI 101-150	RPI 150+				
0- 24	0- 1	0- 0	OVERALL	0- 3	0- 3	0- 17				
0- 10	0- 0	0- 0	HOME	0- 1	0- 1	0- 8				
0- 14	0- 1	0- 0	AWAY	0- 2	0- 2	0- 9				
0- 0	0- 0	0- 0	NEUTRAL	0- 0	0- 0	0- 0				
0- 14	0- 1	0- 0	NON-CONFERENCE	0- 3	0- 3	0- 7				
0- 6	0- 0	0- 0	HOME	0- 1	0- 1	0- 4				
0- 8	0- 1	0- 0	AWAY	0- 2	0- 2	0- 3				
0- 0	0- 0	0- 0	NEUTRAL	0- 0	0- 0	0- 0				
0- 10	0- 0	0- 0	CONFERENCE	0- 0	0- 0	0- 10				
0- 4	0- 0	0- 0	HOME	0- 0	0- 0	0- 4				
0- 6	0- 0	0- 0	AWAY	0- 0	0- 0	0- 6				
0- 0	0- 0	0- 0	NEUTRAL	0- 0	0- 0	0- 0				

RPI 1-25				RPI 26-50				RPI 51-100				RPI 101+ Team's RPI: 333			
RPI	S	Opponent	Score	RPI	S	Opponent	Score	RPI	S	Opponent	Score	RPI	S	Opponent	Score
21	A	Kansas St.	33 83					51	A	Northwestern	42 75	142	A	Cincinnati	53 81
								82	A	Northern Ill.	85 94	146	A	Ball St.	53 88
								95	H	Western Ill.	50 54	149	H	Wright St.	65 71
												165	H	Oakland	60 80
												171	A	Milwaukee	49 71
												172	H	Western Mich.	51 64
												178	A	New Mexico St.	63 100
												178	H	New Mexico St.	54 65
												192	A	Morehead St.	55 63
												222	A	Grand Canyon	39 57
												225	A	Seattle U	53 82
												225	H	Seattle U	51 64
												260	A	UTRGV	43 71
												260	H	UTRGV	46 57
												264	A	CSU Bakersfield	48 83
												312	H	Valparaiso	51 53
												315	H	NJIT	42 57
												320	A	Loyola Chicago	54 59
												328	A	Utah Valley	54 73
												328	H	Utah Valley	59 62
LAST 12 Division I GAMES:															
328	A	Utah Valley	54 73	225	H	Seattle U	51 64								
225	A	Seattle U	53 82	328	H	Utah Valley	59 62								
178	H	New Mexico St.	54 65	178	A	New Mexico St.	63 100								
222	A	Grand Canyon	39 57	260	A	UTRGV	43 71								
264	A	CSU Bakersfield	48 83	315	H	NJIT	42 57								
260	H	UTRGV	46 57	142	A	Cincinnati	53 81								

Non-Div I Games:

Chicago St.

■ Loss,
 ■ Non-Conf, S Site,
 ■ Home
 ■ Away
 N Neutral

Average RPI Win:	216	WON-LOST	WINNING	LAST 10	STRENGTH OF	OPP. STRENGTH	TEAM	ADJ.	CONF.	ADJ CONF.
Average RPI Loss:	87	RECORD	PCT. RANK	GAMES	SCHEDULE	OF SCHEDULE	RPI	RPI	RPI	RPI
DIV. I ONLY	14- 9	110	6- 4	184	89	142	142	5	5	
DIV. I NON-CONF.	8- 4	97	1- 0	322	238	211	211	5	5	
TOTALS	RPI 1-25	RPI 26-50	W-L RECORDS	RPI 51-100	RPI 101-150	RPI 150+				
14- 9	0- 2	0- 2	OVERALL	1- 2	3- 1	10- 2				
9- 5	0- 1	0- 1	HOME	1- 1	2- 0	6- 2				
5- 4	0- 1	0- 1	AWAY	0- 1	1- 1	4- 0				
0- 0	0- 0	0- 0	NEUTRAL	0- 0	0- 0	0- 0				
8- 4	0- 0	0- 1	NON-CONFERENCE	0- 1	0- 0	8- 2				
5- 3	0- 0	0- 0	HOME	0- 1	0- 0	5- 2				
3- 1	0- 0	0- 1	AWAY	0- 0	0- 0	3- 0				
0- 0	0- 0	0- 0	NEUTRAL	0- 0	0- 0	0- 0				
6- 5	0- 2	0- 1	CONFERENCE	1- 1	3- 1	2- 0				
4- 2	0- 1	0- 1	HOME	1- 0	2- 0	1- 0				
2- 3	0- 1	0- 0	AWAY	0- 1	1- 1	1- 0				
0- 0	0- 0	0- 0	NEUTRAL	0- 0	0- 0	0- 0				

RPI 1-25				RPI 26-50				RPI 51-100				RPI 101+ Team's RPI: 142			
RPI	S	Opponent	Score	RPI	S	Opponent	Score	RPI	S	Opponent	Score	RPI	S	Opponent	Score
1	H	UConn	49 96	27	A	Ohio St.	38 80	87	A	SMU	47 64	130	A	UCF	44 64
23	A	South Fla.	52 72	41	H	Tulane	68 74	87	H	SMU	67 65	130	H	UCF	63 57
								90	H	Georgia	48 51	144	H	East Carolina	74 64
												145	A	Memphis	66 59
												181	H	Xavier	61 72
												183	A	Houston	71 62
												183	H	Houston	85 64
												201	H	Indiana St.	55 63
												213	A	Miami (OH)	49 43
												228	H	Howard	66 56
												257	H	Tennessee Tech	60 38
												265	A	Bowling Green	68 58
												269	A	Southeast Mo. St.	83 75
												279	H	Ark.-Pine Bluff	72 42
												310	H	Eastern Ill.	78 64
												333	H	Chicago St.	81 53
LAST 12 Division I GAMES:															
183	A	Houston	71 62	87	H	SMU	67 65	145	A	Memphis	66 59				
1	H	UConn	49 96					183	H	Houston	85 64				
23	A	South Fla.	52 72					130	H	UCF	63 57				
41	H	Tulane	68 74					87	A	SMU	47 64				
130	A	UCF	44 64					333	H	Chicago St.	81 53				
144	H	East Carolina	74 64												

Non-Div I Games: Clarion 92 54

Cincinnati

■ Loss,
 ■ Non-Conf, S Site,
 ■ Home
 ■ Away
 N Neutral

Average RPI Win:	207	WON-LOST	WINNING	LAST 10	STRENGTH OF	OPP. STRENGTH	TEAM	ADJ.	CONF.	ADJ CONF.
Average RPI Loss:	42	RECORD	PCT. RANK	GAMES	SCHEDULE	OF SCHEDULE	RPI	RPI	RPI	RPI
DIV. I ONLY	14- 12	156	3- 7	59	75	103	103	3	3	
DIV. I NON-CONF.	11- 2	24	0- 0	193	293	79	79	4	4	
TOTALS	RPI 1-25	RPI 26-50	W-L RECORDS	RPI 51-100	RPI 101-150	RPI 150+				
14- 12	0- 5	1- 3	OVERALL	0- 3	3- 0	10- 1				
9- 6	0- 2	1- 2	HOME	0- 2	2- 0	6- 0				
3- 6	0- 3	0- 1	AWAY	0- 1	0- 0	3- 1				
2- 0	0- 0	0- 0	NEUTRAL	0- 0	1- 0	1- 0				
11- 2	0- 1	0- 1	NON-CONFERENCE	0- 0	2- 0	9- 0				
7- 1	0- 0	0- 1	HOME	0- 0	1- 0	6- 0				
2- 1	0- 1	0- 0	AWAY	0- 0	0- 0	2- 0				
2- 0	0- 0	0- 0	NEUTRAL	0- 0	1- 0	1- 0				
3- 10	0- 4	1- 2	CONFERENCE	0- 3	1- 0	1- 1				
2- 5	0- 2	1- 1	HOME	0- 2	1- 0	0- 0				
1- 5	0- 2	0- 1	AWAY	0- 1	0- 0	1- 1				
0- 0	0- 0	0- 0	NEUTRAL	0- 0	0- 0	0- 0				

RPI 1-25				RPI 26-50				RPI 51-100				RPI 101+ Team's RPI: 103			
RPI	S	Opponent	Score	RPI	S	Opponent	Score	RPI	S	Opponent	Score	RPI	S	Opponent	Score
3	A	South Carolina	61 83	30	A	North Carolina St.	53 65	59	H	Virginia Tech	69 78	108	H	North Carolina	78 67
5	H	Florida St.	27 86	33	H	Syracuse	62 88	66	A	Wake Forest	56 68	129	H	Maine	69 61
9	A	Duke	37 65	36	H	Oregon	59 87	70	H	Virginia	37 69	149	N	Wright St.	75 51
13	H	Louisville	46 60	45	H	Georgia Tech	62 61					155	A	Pittsburgh	54 46
20	A	Miami (FL)	57 81									156	H	Louisiana Tech	78 67
LAST 12 Division I GAMES:															
20	A	Miami (FL)	57 81	30	A	North Carolina St.	53 65					162	A	Boston College	48 60
155	A	Pittsburgh	54 46	70	H	Virginia	37 69					209	A	Monmouth	60 47
108	H	North Carolina	78 67	5	H	Florida St.	27 86					233	H	Bethune-Cookman	59 38
9	A	Duke	37 65	66	A	Wake Forest	56 68					238	H	Ga. Southern	58 47
45	H	Georgia Tech	62 61	59	H	Virginia Tech	69 78					251	A	Jacksonville St.	69 63
13	H	Louisville	46 60	33	H	Syracuse	62 88					277	H	Coastal Caro.	64 57
												288	H	Western Caro.	78 63
												320	N	Loyola Chicago	61 40
												344	H	South Carolina St.	56 36

Non-Div I Games:

Clemson

■ Loss,
■ Non-Conf,
■ S Site,
■ H Home
■ A Away
N Neutral

Average RPI Win: 283				WON-LOST		WINNING		LAST 10		STRENGTH OF		OPP. STRENGTH		TEAM		ADJ.		CONF.		ADJ CONF.	
Average RPI Loss: 128				RECORD		PCT. RANK		GAMES		SCHEDULE		OF SCHEDULE		RPI		RPI		RPI		RPI	
DIV. I ONLY				11- 12		185		4- 6		221		251		186		186		20		20	
DIV. I NON-CONF.				4- 5		198		0- 0		174		225		161		161		21		21	
TOTALS				RPI 1-25		RPI 26-50		W-L RECORDS		RPI 51-100		RPI 101-150		RPI 150+							
11- 12				0- 0		0- 3		OVERALL		0- 2		0- 3		11- 4							
3- 4				0- 0		0- 1		HOME		0- 1		0- 0		3- 2							
7- 8				0- 0		0- 2		AWAY		0- 1		0- 3		7- 2							
1- 0				0- 0		0- 0		NEUTRAL		0- 0		0- 0		1- 0							
4- 5				0- 0		0- 1		NON-CONFERENCE		0- 2		0- 1		4- 1							
0- 2				0- 0		0- 0		HOME		0- 1		0- 0		0- 1							
3- 3				0- 0		0- 1		AWAY		0- 1		0- 1		3- 0							
1- 0				0- 0		0- 0		NEUTRAL		0- 0		0- 0		1- 0							
7- 7				0- 0		0- 2		CONFERENCE		0- 0		0- 2		7- 3							
3- 2				0- 0		0- 1		HOME		0- 0		0- 0		3- 1							
4- 5				0- 0		0- 1		AWAY		0- 0		0- 2		4- 2							
0- 0				0- 0		0- 0		NEUTRAL		0- 0		0- 0		0- 0							

RPI 1-25				RPI 26-50				RPI 51-100				RPI 101+				Team's RPI: 186	
RPI	S	Opponent	Score	RPI	S	Opponent	Score	RPI	S	Opponent	Score	RPI	S	Opponent	Score		
				27	A	Ohio St.	78 96	74	A	Bucknell	66 77	125	A	Navy	63 88		
				34	A	Green Bay	60 79	84	H	Toledo	59 92	139	A	Detroit	54 66		
				34	H	Green Bay	51 65					149	A	Wright St.	63 84		
												165	A	Oakland	74 62		
												171	A	Milwaukee	72 76		
												171	H	Milwaukee	78 80		
												220	H	Niagara	49 67		
												229	N	Richmond	69 65		
												265	A	Bowling Green	64 56		
												276	A	Evansville	66 62		
												282	A	Northern Ky.	58 54		
												310	A	Eastern Ill.	66 56		
												312	A	Valparaiso	66 62		
												312	H	Valparaiso	71 60		
												313	A	Youngstown St.	67 92		
												313	H	Youngstown St.	71 68		
												325	A	Ill.-Chicago	63 59		
												325	H	Ill.-Chicago	77 59		
LAST 12 Division I GAMES:																	
				171	A	Milwaukee	72 76	139	A	Detroit	54 66						
				34	A	Green Bay	60 79	165	A	Oakland	74 62						
				312	A	Valparaiso	66 62	313	A	Youngstown St.	67 92						
				325	A	Ill.-Chicago	63 59	325	H	Ill.-Chicago	77 59						
				34	H	Green Bay	51 65	312	H	Valparaiso	71 60						
				171	H	Milwaukee	78 80	149	A	Wright St.	63 84						

Non-Div I Games:	Notre Dame (OH)	51	66	Lake Erie	65	42
------------------	-----------------	----	----	-----------	----	----

Cleveland St.

Loss, Non-Conf, S Site, H Home A Away N Neutral

Season Summary				Through Games of Feb. 11, 1917						
Average RPI Win:	271	WON-LOST	WINNING	LAST 10	STRENGTH OF	OPP. STRENGTH	TEAM	ADJ.	CONF.	ADJ CONF.
Average RPI Loss:	180	RECORD	PCT. RANK	GAMES	SCHEDULE	OF SCHEDULE	RPI	RPI	RPI	RPI
DIV. I ONLY	8- 13	235	4- 6	296	298	277	277	21	21	
DIV. I NON-CONF.	4- 4	165	0- 0	342	345	275	275	19	19	

TOTALS	RPI 1-25	RPI 26-50		W-L RECORDS		RPI 51-100	RPI 101-150	RPI 150+		
8- 13	0- 0	0- 2		OVERALL		0- 2	0- 1	8- 8		
4- 5	0- 0	0- 1		HOME		0- 1	0- 0	4- 3		
3- 8	0- 0	0- 1		AWAY		0- 1	0- 1	3- 5		
1- 0	0- 0	0- 0		NEUTRAL		0- 0	0- 0	1- 0		
4- 4	0- 0	0- 0		NON-CONFERENCE		0- 0	0- 1	4- 3		
1- 1	0- 0	0- 0		HOME		0- 0	0- 0	1- 1		
2- 3	0- 0	0- 0		AWAY		0- 0	0- 1	2- 2		
1- 0	0- 0	0- 0		NEUTRAL		0- 0	0- 0	1- 0		
4- 9	0- 0	0- 2		CONFERENCE		0- 2	0- 0	4- 5		
3- 4	0- 0	0- 1		HOME		0- 1	0- 0	3- 2		
1- 5	0- 0	0- 1		AWAY		0- 1	0- 0	1- 3		
0- 0	0- 0	0- 0		NEUTRAL		0- 0	0- 0	0- 0		

RPI 1-25				RPI 26-50				RPI 51-100				RPI 101+ Team's RPI: 277			
RPI	S	Opponent	Score	RPI	S	Opponent	Score	RPI	S	Opponent	Score	RPI	S	Opponent	Score
				43	A	Little Rock	47 79	97	A	UT Arlington	58 60	103	A	Clemson	57 64
				43	H	Little Rock	66 74	97	H	UT Arlington	41 70	174	A	Texas St.	62 83
												174	H	Texas St.	64 48
												195	H	Appalachian St.	60 55
												204	A	Col. of Charleston	79 72
												230	H	Saint Francis (PA)	59 70
												238	A	Ga. Southern	70 78
												238	H	Ga. Southern	62 65
												242	A	Wofford	62 67
												254	A	Marshall	66 84
												258	A	Georgia St.	73 67
												258	H	Georgia St.	48 69
												322	A	Arkansas St.	52 60
												322	H	Arkansas St.	57 55
												324	A	Fort Wayne	72 57
												343	H	N.C. Central	66 50
												344	N	South Carolina St.	63 54
LAST 12 Division I GAMES:															
				238	H	Ga. Southern	62 65	258	A	Georgia St.	73 67				
				258	H	Georgia St.	48 69	238	A	Ga. Southern	70 78				
				43	A	Little Rock	47 79	195	H	Appalachian St.	60 55				
				322	A	Arkansas St.	52 60	322	H	Arkansas St.	57 55				
				174	H	Texas St.	64 48	43	H	Little Rock	66 74				
				97	H	UT Arlington	41 70	97	A	UT Arlington	58 60				

Non-Div I Games: Pfeiffer

91 49

Catawba

58

63

Coastal Caro.

Loss, Non-Conf, S Site, H Home A Away N Neutral

Average RPI Win:	195	WON-LOST	WINNING	LAST 10	STRENGTH OF	OPP. STRENGTH	TEAM	ADJ.	CONF.	ADJ CONF.
Average RPI Loss:	127	RECORD	PCT. RANK	GAMES	SCHEDULE	OF SCHEDULE	RPI	RPI	RPI	RPI
DIV. I ONLY	8- 16	263	3- 7	118	101	204	204	8	8	
DIV. I NON-CONF.	3- 8	262	0- 0	172	118	216	216	8	8	
TOTALS	RPI 1-25	RPI 26-50	W-L RECORDS	RPI 51-100	RPI 101-150	RPI 150+				
8- 16	0- 1	0- 3	OVERALL	1- 3	1- 2	6- 7				
5- 5	0- 0	0- 1	HOME	1- 1	1- 1	3- 2				
3- 11	0- 1	0- 2	AWAY	0- 2	0- 1	3- 5				
0- 0	0- 0	0- 0	NEUTRAL	0- 0	0- 0	0- 0				
3- 8	0- 1	0- 1	NON-CONFERENCE	0- 2	0- 1	3- 3				
0- 4	0- 0	0- 0	HOME	0- 1	0- 1	0- 2				
3- 4	0- 1	0- 1	AWAY	0- 1	0- 0	3- 1				
0- 0	0- 0	0- 0	NEUTRAL	0- 0	0- 0	0- 0				
5- 8	0- 0	0- 2	CONFERENCE	1- 1	1- 1	3- 4				
5- 1	0- 0	0- 1	HOME	1- 0	1- 0	3- 0				
0- 7	0- 0	0- 1	AWAY	0- 1	0- 1	0- 4				
0- 0	0- 0	0- 0	NEUTRAL	0- 0	0- 0	0- 0				

RPI 1-25				RPI 26-50				RPI 51-100				RPI 101+ Team's RPI: 204			
RPI	S	Opponent	Score	RPI	S	Opponent	Score	RPI	S	Opponent	Score	RPI	S	Opponent	Score
13	A	Louisville	58 86	30	A	North Carolina St.	47 91	59	H	Virginia Tech	61 71	104	H	Charlotte	49 62
				32	A	Elon	57 70	68	A	Drexel	57 70	117	A	Delaware	66 71
				32	H	Elon	56 84	68	H	Drexel	79 75	128	H	William & Mary	70 60
								79	A	Western Ky.	76 89	180	A	Northeastern	44 61
												183	A	Houston	63 79
												189	A	Hofstra	81 85
												189	H	Hofstra	71 55
												191	A	Towson	59 61
												191	H	Towson	59 54
												195	A	Appalachian St.	65 62
												206	A	UNCW	61 67
												206	H	UNCW	76 37
												250	A	Charleston So.	79 76
												274	H	North Florida	47 60
												277	H	Coastal Caro.	72 79
												329	A	Winthrop	95 64
LAST 12 Division I GAMES:															
180	A	Northeastern	44 61	117	A	Delaware	66 71								
189	A	Hofstra	81 85	68	A	Drexel	57 70								
191	H	Towson	59 54	191	A	Towson	59 61								
68	H	Drexel	79 75	32	H	Elon	56 84								
206	A	UNCW	61 67	206	H	UNCW	76 37								
189	H	Hofstra	71 55	128	H	William & Mary	70 60								

Non-Div I Games:

Col. of Charleston

■ Loss,
■ Non-Conf,
■ S Site,
■ H Home
■ A Away
N Neutral

Average RPI Win: 250	WON-LOST	WINNING	LAST 10	STRENGTH OF	OPP. STRENGTH	TEAM	ADJ.	CONF.	ADJ CONF.
Average RPI Loss: 164	RECORD	PCT. RANK	GAMES	SCHEDULE	OF SCHEDULE	RPI	RPI	RPI	RPI
DIV. I ONLY	8- 16	263	3- 7	186	278	246	246	23	23
DIV. I NON-CONF.	3- 8	262	0- 0	260	231	284	284	25	25
TOTALS	RPI 1-25	RPI 26-50	W-L RECORDS	RPI 51-100	RPI 101-150	RPI 150+			
8- 16	0- 0	0- 0	OVERALL	0- 4	2- 2	6- 10			
5- 5	0- 0	0- 0	HOME	0- 1	0- 2	5- 2			
3- 11	0- 0	0- 0	AWAY	0- 3	2- 0	1- 8			
0- 0	0- 0	0- 0	NEUTRAL	0- 0	0- 0	0- 0			
3- 8	0- 0	0- 0	NON-CONFERENCE	0- 2	1- 1	2- 5			
2- 1	0- 0	0- 0	HOME	0- 0	0- 1	2- 0			
1- 7	0- 0	0- 0	AWAY	0- 2	1- 0	0- 5			
0- 0	0- 0	0- 0	NEUTRAL	0- 0	0- 0	0- 0			
5- 8	0- 0	0- 0	CONFERENCE	0- 2	1- 1	4- 5			
3- 4	0- 0	0- 0	HOME	0- 1	0- 1	3- 2			
2- 4	0- 0	0- 0	AWAY	0- 1	1- 0	1- 3			
0- 0	0- 0	0- 0	NEUTRAL	0- 0	0- 0	0- 0			

RPI S	Opponent	Score	RPI S	Opponent	Score	RPI S	Opponent	Score	RPI S	Opponent	Score	Team's RPI: 246
						63	A Gonzaga	42 72	125	A Navy	69 61	
						74	A Bucknell	56 79	125	H Navy	67 80	
						74	H Bucknell	49 79	127	H Cornell	57 70	
						98	A Purdue	51 71	148	A Brown	67 62	
									159	A Army West Point	47 57	
									159	H Army West Point	69 76	
									168	A Providence	85 92	
									175	A Columbia	67 75	
									188	A American	57 68	
									188	H American	62 73	
									191	H Towson	76 71	
									194	A Siena	63 71	
									227	A St. Bonaventure	57 70	
									249	H Boston U.	96 87	
									260	A Loyola Maryland	77 87	
									317	H Lafayette	76 69	
									319	A Holy Cross	62 54	
									319	H Holy Cross	70 52	
									335	H LIU Brooklyn	76 61	
									338	A UMass Lowell	77 82	
LAST 12 Division I GAMES:												
			74	H Bucknell	49 79		249	H Boston U.	96 87			
			159	A Army West Point	47 57		74	A Bucknell	56 79			
			125	A Navy	69 61		159	H Army West Point	69 76			
			319	H Holy Cross	70 52		125	H Navy	67 80			
			188	H American	62 73		319	A Holy Cross	62 54			
			260	A Loyola Maryland	77 87		188	A American	57 68			

Non-Div I Games:

Colgate

■ Loss,
 ■ Non-Conf,
 ■ S Site,
 ■ Home
 ■ A Away
 N Neutral

Colorado

Through Games Of Feb. 12, 2017

Average RPI Win:	166	WON-LOST	WINNING	LAST 10	STRENGTH OF	OPP. STRENGTH	TEAM	ADJ.	CONF.	ADJ CONF.
Average RPI Loss:	35	RECORD	PCT. RANK	GAMES	SCHEDULE	OF SCHEDULE	RPI	RPI	RPI	RPI
DIV. I ONLY	14- 11	137	3- 7	45	39	81	81	1	1	
DIV. I NON-CONF.	10- 1	16	0- 0	209	226	65	65	1	1	
TOTALS	RPI 1-25	RPI 26-50	W-L RECORDS	RPI 51-100	RPI 101-150	RPI 150+				
14- 11	1- 5	0- 2	OVERALL	5- 4	2- 0	6- 0				
10- 5	1- 2	0- 1	HOME	4- 2	1- 0	4- 0				
4- 6	0- 3	0- 1	AWAY	1- 2	1- 0	2- 0				
0- 0	0- 0	0- 0	NEUTRAL	0- 0	0- 0	0- 0				
10- 1	1- 0	0- 0	NON-CONFERENCE	2- 1	1- 0	6- 0				
7- 1	1- 0	0- 0	HOME	2- 1	0- 0	4- 0				
3- 0	0- 0	0- 0	AWAY	0- 0	1- 0	2- 0				
0- 0	0- 0	0- 0	NEUTRAL	0- 0	0- 0	0- 0				
4- 10	0- 5	0- 2	CONFERENCE	3- 3	1- 0	0- 0				
3- 4	0- 2	0- 1	HOME	2- 1	1- 0	0- 0				
1- 6	0- 3	0- 1	AWAY	1- 2	0- 0	0- 0				
0- 0	0- 0	0- 0	NEUTRAL	0- 0	0- 0	0- 0				

RPI 1-25				RPI 26-50				RPI 51-100				RPI 101+			
RPI	S	Opponent	Score	RPI	S	Opponent	Score	RPI	S	Opponent	Score	RPI	S	Opponent	Score
6	H	Washington	75 79	26	H	Arizona St.	52 71	52	A	Utah	53 58	113	A	Northern Colo.	83 62
10	A	Oregon St.	57 81	36	A	Oregon	66 71	52	H	Utah	54 49	115	H	Arizona	65 56
11	A	Stanford	51 64					54	A	Southern California	54 79	176	H	Idaho St.	85 56
11	H	Stanford	70 84					55	H	Colorado St.	74 56	297	A	North Dakota St.	76 59
12	A	UCLA	74 87					67	A	California	64 59	299	A	Mississippi Val.	76 64
15	H	Kentucky	79 69					67	H	California	53 65	311	H	Air Force	95 68
								87	H	SMU	67 50	321	H	St. Francis Brooklyn	81 54
								88	H	Washington St.	70 58	331	H	Southeastern La.	112 54
								99	H	Wyoming	75 82				
LAST 12 Division I GAMES:															
67	A	California	64 59	10	A	Oregon St.	57 81								
11	A	Stanford	51 64	36	A	Oregon	66 71								
6	H	Washington	75 79	11	H	Stanford	70 84								
88	H	Washington St.	70 58	67	H	California	53 65								
52	A	Utah	53 58	26	H	Arizona St.	52 71								
52	H	Utah	54 49	115	H	Arizona	65 56								

Non-Div I Games:

Colorado

Loss, Non-Conf, S Site, H Home A Away N Neutral

Average RPI Win:	195	WON-LOST	WINNING	LAST 10	STRENGTH OF	OPP. STRENGTH	TEAM	ADJ.	CONF.	ADJ CONF.
Average RPI Loss:	95	RECORD	PCT. RANK	GAMES	SCHEDULE	OF SCHEDULE	RPI	RPI	RPI	RPI
DIV. I ONLY	17- 6	50	9- 1	167	103	55	55	13	13	
DIV. I NON-CONF.	6- 4	126	0- 0	226	90	129	129	15	15	
TOTALS	RPI 1-25	RPI 26-50	W-L RECORDS	RPI 51-100	RPI 101-150	RPI 150+				
17- 6	0- 2	0- 0	OVERALL	3- 2	1- 0	13- 2				
10- 1	0- 0	0- 0	HOME	1- 1	1- 0	8- 0				
7- 5	0- 1	0- 0	AWAY	2- 1	0- 0	5- 1				
0- 0	0- 0	0- 0	NEUTRAL	0- 0	0- 0	0- 0				
6- 4	0- 2	0- 0	NON-CONFERENCE	0- 1	1- 0	5- 1				
5- 0	0- 0	0- 0	HOME	0- 0	1- 0	4- 0				
1- 4	0- 2	0- 0	AWAY	0- 1	0- 0	1- 1				
0- 0	0- 0	0- 0	NEUTRAL	0- 0	0- 0	0- 0				
11- 2	0- 0	0- 0	CONFERENCE	3- 1	0- 0	8- 1				
5- 1	0- 0	0- 0	HOME	1- 1	0- 0	4- 0				
6- 1	0- 0	0- 0	AWAY	2- 0	0- 0	4- 1				
0- 0	0- 0	0- 0	NEUTRAL	0- 0	0- 0	0- 0				

RPI 1-25				RPI 26-50				RPI 51-100 Team's RPI: 55				RPI 101+			
RPI	S	Opponent	Score	RPI	S	Opponent	Score	RPI	S	Opponent	Score	RPI	S	Opponent	Score
6	A	Washington	68 101					81	A	Colorado	56 74	113	H	Northern Colo.	58 47
18	A	Oklahoma	55 70					83	A	UNLV	57 37	152	A	New Mexico	78 63
								83	H	UNLV	44 41	154	H	Omaha	69 42
								89	A	Boise St.	60 53	157	A	Fresno St.	66 64
								89	H	Boise St.	45 51	157	H	Fresno St.	73 56
												177	A	Utah St.	48 55
												177	H	Utah St.	74 43
												199	A	San Jose St.	68 56
												199	H	San Jose St.	70 67
												200	A	Nebraska	59 62
												225	H	Seattle U	66 62
												272	H	San Diego St.	60 43
												295	H	Denver	76 49
												311	A	Air Force	72 35
												326	A	Montana	63 49
												331	H	Southeastern La.	77 31
LAST 12 Division I GAMES:															
157	A	Fresno St.	66 64	177	H	Utah St.	74 43								
177	A	Utah St.	48 55	157	H	Fresno St.	73 56								
83	H	UNLV	44 41	152	A	New Mexico	78 63								
89	A	Boise St.	60 53	311	A	Air Force	72 35								
272	H	San Diego St.	60 43	199	H	San Jose St.	70 67								
199	A	San Jose St.	68 56	89	H	Boise St.	45 51								

Non-Div I Games: N.M. Highlands 96 31 Adams St. 76 29

Colorado St.

Loss, Non-Conf, S Site, H Home A Away N Neutral

Average RPI Win:	253	WON-LOST	WINNING	LAST 10	STRENGTH OF	OPP. STRENGTH	TEAM	ADJ.	CONF.	ADJ CONF.
Average RPI Loss:	138	RECORD	PCT. RANK	GAMES	SCHEDULE	OF SCHEDULE	RPI	RPI	RPI	RPI
DIV. I ONLY	12- 9	132	3- 7	255	249	175	175	9	9	
DIV. I NON-CONF.	10- 3	54	3- 1	336	331	172	172	9	9	
TOTALS	RPI 1-25	RPI 26-50	W-L RECORDS	RPI 51-100	RPI 101-150	RPI 150+				
12- 9	0- 0	0- 1	OVERALL	0- 1	1- 5	11- 2				
4- 4	0- 0	0- 0	HOME	0- 1	0- 2	4- 1				
8- 5	0- 0	0- 1	AWAY	0- 0	1- 3	7- 1				
0- 0	0- 0	0- 0	NEUTRAL	0- 0	0- 0	0- 0				
10- 3	0- 0	0- 0	NON-CONFERENCE	0- 0	0- 1	10- 2				
4- 1	0- 0	0- 0	HOME	0- 0	0- 0	4- 1				
6- 2	0- 0	0- 0	AWAY	0- 0	0- 1	6- 1				
0- 0	0- 0	0- 0	NEUTRAL	0- 0	0- 0	0- 0				
2- 6	0- 0	0- 1	CONFERENCE	0- 1	1- 4	1- 0				
0- 3	0- 0	0- 0	HOME	0- 1	0- 2	0- 0				
2- 3	0- 0	0- 1	AWAY	0- 0	1- 2	1- 0				
0- 0	0- 0	0- 0	NEUTRAL	0- 0	0- 0	0- 0				

RPI S	Opponent	Score	RPI S	Opponent	Score	RPI S	Opponent	Score	RPI S	Opponent	Score	Team's RPI: 175
			28 A	Harvard	68 70	93 H	Penn	54 64	111 A	Long Beach St.	60 73	
									127 A	Cornell	70 77	
									127 H	Cornell	55 69	
									136 H	Princeton	52 62	
									143 A	Yale	72 68	
									148 A	Brown	60 69	
									168 H	Providence	66 64	
									198 A	Binghamton	75 65	
									210 H	UMBC	56 67	
									229 A	Richmond	65 58	
									230 A	Saint Francis (PA)	84 77	
									231 A	Dartmouth	91 88	
									246 H	Colgate	75 67	
									260 A	Loyola Maryland	65 53	
									263 A	Stony Brook	53 55	
									315 A	NJIT	65 51	
									335 H	LIU Brooklyn	66 57	
									338 H	UMass Lowell	76 57	
									340 A	Cal St. Fullerton	61 46	
LAST 12 Division I GAMES:												
136 H	Princeton	52 62	127 H	Cornell	55 69							
93 H	Penn	54 64	127 A	Cornell	70 77							
148 A	Brown	60 69	315 A	NJIT	65 51							
143 A	Yale	72 68	111 A	Long Beach St.	60 73							
28 A	Harvard	68 70	340 A	Cal St. Fullerton	61 46							
231 A	Dartmouth	91 88	335 H	LIU Brooklyn	66 57							

Non-Div I Games:

Columbia

■ Loss,
■ Non-Conf, S Site,
■ Home
■ Away
N Neutral

Average RPI Win:	309	WON-LOST	WINNING	LAST 10	STRENGTH OF	OPP. STRENGTH	TEAM	ADJ.	CONF.	ADJ CONF.
Average RPI Loss:	163	RECORD	PCT. RANK	GAMES	SCHEDULE	OF SCHEDULE	RPI	RPI	RPI	RPI
DIV. I ONLY	5- 18	307	4- 6	198	303	300	300	32	32	
DIV. I NON-CONF.	0- 12	335	0- 1	53	92	294	294	31	31	
TOTALS	RPI 1-25	RPI 26-50	W-L RECORDS	RPI 51-100	RPI 101-150	RPI 150+				
5- 18	0- 1	0- 2	OVERALL	0- 3	0- 2	5- 10				
3- 4	0- 0	0- 0	HOME	0- 1	0- 0	3- 3				
2- 13	0- 1	0- 2	AWAY	0- 2	0- 2	2- 6				
0- 1	0- 0	0- 0	NEUTRAL	0- 0	0- 0	0- 1				
0- 12	0- 1	0- 2	NON-CONFERENCE	0- 3	0- 2	0- 4				
0- 1	0- 0	0- 0	HOME	0- 1	0- 0	0- 0				
0- 10	0- 1	0- 2	AWAY	0- 2	0- 2	0- 3				
0- 1	0- 0	0- 0	NEUTRAL	0- 0	0- 0	0- 1				
5- 6	0- 0	0- 0	CONFERENCE	0- 0	0- 0	5- 6				
3- 3	0- 0	0- 0	HOME	0- 0	0- 0	3- 3				
2- 3	0- 0	0- 0	AWAY	0- 0	0- 0	2- 3				
0- 0	0- 0	0- 0	NEUTRAL	0- 0	0- 0	0- 0				

RPI 1-25			RPI 26-50			RPI 51-100			RPI 101+			Team's RPI: 300
RPI	S	Opponent	Score	RPI	S	Opponent	Score	RPI	S	Opponent	Score	Score
20	A	Miami (FL)	35 75	33	A	Syracuse	30 76	56	A	West Virginia	39 69	108 A North Carolina 55 90
				48	A	George Washington	46 77	70	A	Virginia	40 103	134 A VCU 44 73
								96	H	SFA	57 72	170 A Hampton 54 78
												190 N ETSU 58 70
												191 A Towson 65 69
												210 A UMBC 63 73
												228 A Howard 58 66
												233 A Bethune-Cookman 52 71
												233 H Bethune-Cookman 56 76
												240 A UMES 55 49
												256 H Norfolk St. 45 49
												273 H N.C. A&T 65 57
												306 A Mt. St. Mary's 48 54
												341 A Florida A&M 70 62
												343 H N.C. Central 46 58
												344 H South Carolina St. 70 54
												348 H Morgan St. 61 45
LAST 12 Division I GAMES:												
233	H	Bethune-Cookman	56 76	228	A	Howard	58 66					
343	H	N.C. Central	46 58	273	H	N.C. A&T	65 57					
240	A	UMES	55 49	233	A	Bethune-Cookman	52 71					
170	A	Hampton	54 78	341	A	Florida A&M	70 62					
348	H	Morgan St.	61 45	344	H	South Carolina St.	70 54					
256	H	Norfolk St.	45 49	210	A	UMBC	63 73					

Non-Div I Games:

Coppin St.

■ Loss,
 ■ Non-Conf,
 ■ S Site,
 ■ H Home
 ■ A Away
 N Neutral

Average RPI Win: 221	WON-LOST	WINNING	LAST 10	STRENGTH OF	OPP. STRENGTH	TEAM	ADJ.	CONF.	ADJ CONF.
Average RPI Loss: 146	RECORD	PCT. RANK	GAMES	SCHEDULE	OF SCHEDULE	RPI	RPI	RPI	RPI
DIV. I ONLY	12- 9	132	5- 5	156	256	127	127	9	9
DIV. I NON-CONF.	9- 4	85	3- 1	264	320	128	128	9	9
TOTALS	RPI 1-25	RPI 26-50	W-L RECORDS	RPI 51-100	RPI 101-150	RPI 150+			
12- 9	0- 0	0- 1	OVERALL	1- 2	1- 2	10- 4			
5- 3	0- 0	0- 0	HOME	1- 2	0- 1	4- 0			
7- 6	0- 0	0- 1	AWAY	0- 0	1- 1	6- 4			
0- 0	0- 0	0- 0	NEUTRAL	0- 0	0- 0	0- 0			
9- 4	0- 0	0- 0	NON-CONFERENCE	1- 1	0- 0	8- 3			
4- 1	0- 0	0- 0	HOME	1- 1	0- 0	3- 0			
5- 3	0- 0	0- 0	AWAY	0- 0	0- 0	5- 3			
0- 0	0- 0	0- 0	NEUTRAL	0- 0	0- 0	0- 0			
3- 5	0- 0	0- 1	CONFERENCE	0- 1	1- 2	2- 1			
1- 2	0- 0	0- 0	HOME	0- 1	0- 1	1- 0			
2- 3	0- 0	0- 1	AWAY	0- 0	1- 1	1- 1			
0- 0	0- 0	0- 0	NEUTRAL	0- 0	0- 0	0- 0			

RPI 1-25	RPI 26-50	RPI 51-100	RPI 101+ Team's RPI: 127
RPI S Opponent Score	RPI S Opponent Score	RPI S Opponent Score	RPI S Opponent Score
	28 Harvard 59 62	68 Drexel 53 63 93 Penn 55 61 94 New Hampshire 61 56	136 Princeton 54 58 143 Yale 76 63 148 Brown 67 72 155 Pittsburgh 44 56 175 Columbia 69 55 175 Columbia 77 70 191 Towson 63 68 198 Binghamton 54 51 228 Howard 67 55 230 Saint Francis (PA) 78 72 231 Dartmouth 74 84 245 Canisius 60 43 246 Colgate 70 57 260 Loyola Maryland 58 50 263 Stony Brook 65 66 313 Youngstown St. 80 75 347 Delaware St. 72 51
LAST 12 Division I GAMES:			
93 Penn 55 61	175 Columbia 69 55		
136 Princeton 54 58	175 Columbia 77 70		
143 Yale 76 63	347 Delaware St. 72 51		
148 Brown 67 72	198 Binghamton 54 51		
231 Dartmouth 74 84	263 Stony Brook 65 66		
28 Harvard 59 62	245 Canisius 60 43		

Non-Div I Games:

Cornell

Creighton

Through Games Of Feb. 12, 2017

Average RPI Win:	120	WON-LOST	WINNING	LAST 10	STRENGTH OF	OPP. STRENGTH	TEAM	ADJ.	CONF.	ADJ CONF.
Average RPI Loss:	62	RECORD	PCT. RANK	GAMES	SCHEDULE	OF SCHEDULE	RPI	RPI	RPI	RPI
DIV. I ONLY	18- 6	43	9- 1	47	48	22	22	7	7	
DIV. I NON-CONF.	6- 4	126	0- 0	75	34	73	73	7	7	
TOTALS	RPI 1-25	RPI 26-50	W-L RECORDS	RPI 51-100	RPI 101-150	RPI 150+				
18- 6	0- 2	7- 2	OVERALL	2- 1	1- 0	8- 1				
10- 1	0- 1	4- 0	HOME	0- 0	1- 0	5- 0				
7- 4	0- 1	3- 1	AWAY	1- 1	0- 0	3- 1				
1- 1	0- 0	0- 1	NEUTRAL	1- 0	0- 0	0- 0				
6- 4	0- 0	1- 2	NON-CONFERENCE	1- 1	1- 0	3- 1				
4- 0	0- 0	1- 0	HOME	0- 0	1- 0	2- 0				
1- 3	0- 0	0- 1	AWAY	0- 1	0- 0	1- 1				
1- 1	0- 0	0- 1	NEUTRAL	1- 0	0- 0	0- 0				
12- 2	0- 2	6- 0	CONFERENCE	1- 0	0- 0	5- 0				
6- 1	0- 1	3- 0	HOME	0- 0	0- 0	3- 0				
6- 1	0- 1	3- 0	AWAY	1- 0	0- 0	2- 0				
0- 0	0- 0	0- 0	NEUTRAL	0- 0	0- 0	0- 0				

RPI S	Opponent	Score	RPI S	Opponent	Score	RPI S	Opponent	Score	RPI S	Opponent	Score
19	A DePaul	65 79	29	N Missouri	63 72	57	N Dayton	56 53	147	H Kansas	69 49
19	H DePaul	56 60	37	A South Dakota St.	56 63	65	A UNI	49 50	154	H Omaha	82 45
			38	H Drake	80 77	73	A St. John's (NY)	55 43	168	A Providence	58 51
			42	A Marquette	83 63				168	H Providence	88 57
			42	H Marquette	80 77				181	H Xavier	63 52
			49	A Georgetown	67 59				196	A Seton Hall	70 60
			49	H Georgetown	70 68				200	H Nebraska	80 64
			50	A Villanova	47 44				205	A Wichita St.	54 62
			50	H Villanova	60 46				236	H Butler	67 52
									253	A Marist	72 50
LAST 12 Division I GAMES:											
168	H Providence	88 57	73	A St. John's (NY)	55 43						
49	A Georgetown	67 59	168	A Providence	58 51						
50	A Villanova	47 44	50	H Villanova	60 46						
42	H Marquette	80 77	49	H Georgetown	70 68						
19	H DePaul	56 60	19	A DePaul	65 79						
196	A Seton Hall	70 60	42	A Marquette	83 63						

Non-Div I Games:

Creighton

■ Loss,
 ■ Non-Conf, S Site,
 ■ Home
 ■ Away
 N Neutral

RPI 1-25				RPI 26-50				RPI 51-100				RPI 101+				Team's RPI: 231	
RPI	S	Opponent	Score	RPI	S	Opponent	Score	RPI	S	Opponent	Score	RPI	S	Opponent	Score		
				28	A	Harvard	65 70	93	A	Penn	38 68	127	H	Cornell	84 74		
				28	H	Harvard	61 70	94	A	New Hampshire	47 64	128	A	William & Mary	50 63		
												129	A	Maine	55 60		
												132	A	Old Dominion	56 82		
												136	A	Princeton	55 85		
												140	H	Albany (NY)	69 61		
												143	H	Yale	50 57		
												148	H	Brown	62 65		
												159	H	Army West Point	60 68		
												162	A	Boston College	53 65		
												175	H	Columbia	88 91		
												249	A	Boston U.	61 49		
												253	H	Marist	61 66		
												275	A	Vermont	54 59		
												308	H	Central Conn. St.	61 51		
												309	A	Rhode Island	62 52		
												319	H	Holy Cross	53 49		
LAST 12 Division I GAMES:																	
				148	H	Brown	62 65	28	H	Harvard	61 70						
				143	H	Yale	50 57	28	A	Harvard	65 70						
				93	A	Penn	38 68	94	A	New Hampshire	47 64						
				136	A	Princeton	55 85	140	H	Albany (NY)	69 61						
				127	H	Cornell	84 74	162	A	Boston College	53 65						
				175	H	Columbia	88 91	309	A	Rhode Island	62 52						

Non-Div I Games:

Davidson

Through Games Of Feb. 12, 2017

Average RPI Win:	259	WON-LOST	WINNING	LAST 10	STRENGTH OF	OPP. STRENGTH	TEAM	ADJ.	CONF.	ADJ CONF.
Average RPI Loss:	145	RECORD	PCT. RANK	GAMES	SCHEDULE	OF SCHEDULE	RPI	RPI	RPI	RPI
DIV. I ONLY	5- 20	314	3- 7	105	243	287	287	12	12	
DIV. I NON-CONF.	2- 10	305	0- 0	57	310	271	271	12	12	
TOTALS	RPI 1-25	RPI 26-50	W-L RECORDS	RPI 51-100	RPI 101-150	RPI 150+				
5- 20	0- 0	0- 1	OVERALL	0- 3	0- 7	5- 9				
4- 9	0- 0	0- 0	HOME	0- 1	0- 4	4- 4				
1- 9	0- 0	0- 1	AWAY	0- 1	0- 3	1- 4				
0- 2	0- 0	0- 0	NEUTRAL	0- 1	0- 0	0- 1				
2- 10	0- 0	0- 0	NON-CONFERENCE	0- 2	0- 4	2- 4				
2- 4	0- 0	0- 0	HOME	0- 0	0- 3	2- 1				
0- 4	0- 0	0- 0	AWAY	0- 1	0- 1	0- 2				
0- 2	0- 0	0- 0	NEUTRAL	0- 1	0- 0	0- 1				
3- 10	0- 0	0- 1	CONFERENCE	0- 1	0- 3	3- 5				
2- 5	0- 0	0- 0	HOME	0- 1	0- 1	2- 3				
1- 5	0- 0	0- 1	AWAY	0- 0	0- 2	1- 2				
0- 0	0- 0	0- 0	NEUTRAL	0- 0	0- 0	0- 0				

RPI 1-25			RPI 26-50			RPI 51-100			RPI 101+			Team's RPI: 287			
RPI	S	Opponent	Score	RPI	S	Opponent	Score	RPI	S	Opponent	Score	RPI	S	Opponent	Score
48	A	George Washington	62 76					53	A	Michigan St.	34 70	101	H	Mercer	60 67
								57	H	Dayton	52 68	104	A	Charlotte	79 93
								84	N	Toledo	41 76	112	A	Duquesne	51 73
												114	H	Saint Louis	69 106
												116	A	Fordham	72 85
												130	H	UCF	38 57
												137	H	Radford	40 44
												164	H	La Salle	58 65
												172	A	Western Mich.	63 76
												176	N	Idaho St.	58 70
												179	A	George Mason	55 59
												179	H	George Mason	58 54
												190	A	ETSU	56 76
												206	H	UNCW	58 67
												227	A	St. Bonaventure	51 70
												229	H	Richmond	52 61
												241	H	Furman	71 61
												271	H	High Point	82 72
												294	A	Massachusetts	63 59
												294	H	Massachusetts	60 61
												309	H	Rhode Island	74 64
LAST 12 Division I GAMES:															
309	H	Rhode Island	74 64	164	H	La Salle	58 65								
179	A	George Mason	55 59	179	H	George Mason	58 54								
294	A	Massachusetts	63 59	48	A	George Washington	62 76								
57	H	Dayton	52 68	294	H	Massachusetts	60 61								
229	H	Richmond	52 61	112	A	Duquesne	51 73								
227	A	St. Bonaventure	51 70	116	A	Fordham	72 85								

Non-Div I Games:

Davidson

■ Loss,
 ■ Non-Conf,
 ■ S Site,
 ■ H Home
 ■ A Away
 N Neutral

Average RPI Win: 184	WON-LOST	WINNING	LAST 10	STRENGTH OF	OPP. STRENGTH	TEAM	ADJ.	CONF.	ADJ CONF.
Average RPI Loss: 60	RECORD	PCT. RANK	GAMES	SCHEDULE	OF SCHEDULE	RPI	RPI	RPI	RPI
DIV. I ONLY	17- 8	77	9- 1	93	80	57	57	12	12
DIV. I NON-CONF.	6- 6	165	0- 0	44	14	84	84	12	12
TOTALS	RPI 1-25	RPI 26-50	W-L RECORDS	RPI 51-100	RPI 101-150	RPI 150+			
17- 8	1- 2	1- 3	OVERALL	0- 2	6- 0	9- 1			
6- 3	0- 0	1- 1	HOME	0- 1	1- 0	4- 1			
8- 3	0- 1	0- 1	AWAY	0- 1	4- 0	4- 0			
3- 2	1- 1	0- 1	NEUTRAL	0- 0	1- 0	1- 0			
6- 6	1- 2	0- 2	NON-CONFERENCE	0- 2	2- 0	3- 0			
1- 2	0- 0	0- 1	HOME	0- 1	0- 0	1- 0			
2- 2	0- 1	0- 0	AWAY	0- 1	1- 0	1- 0			
3- 2	1- 1	0- 1	NEUTRAL	0- 0	1- 0	1- 0			
11- 2	0- 0	1- 1	CONFERENCE	0- 0	4- 0	6- 1			
5- 1	0- 0	1- 0	HOME	0- 0	1- 0	3- 1			
6- 1	0- 0	0- 1	AWAY	0- 0	3- 0	3- 0			
0- 0	0- 0	0- 0	NEUTRAL	0- 0	0- 0	0- 0			

RPI 1-25				RPI 26-50				RPI 51-100 Team's RPI: 57				RPI 101+			
RPI	S	Opponent	Score	RPI	S	Opponent	Score	RPI	S	Opponent	Score	RPI	S	Opponent	Score
1	A	UConn	65 98	45	N	Georgia Tech	68 81	70	A	Virginia	56 66	104	H	Saint Joseph's	64 59
16	N	Texas A&M	74 57	46	H	Quinnipiac	60 63	84	H	Toledo	72 76	112	A	Duquesne	75 64
22	N	Creighton	53 56	48	A	George Washington	39 52					114	A	Saint Louis	78 67
				48	H	George Washington	50 48					132	N	Old Dominion	77 69
												134	A	VCU	68 48
												136	A	Princeton	62 56
												164	H	La Salle	51 54
												179	A	George Mason	60 48
												207	A	Wisconsin	83 64
												227	A	St. Bonaventure	62 60
												229	H	Richmond	55 39
												248	N	Liberty	82 53
												287	A	Davidson	68 52
												294	H	Massachusetts	77 65
												309	H	Rhode Island	81 51
												348	H	Morgan St.	61 42
LAST 12 Division I GAMES:															
48	A	George Washington	39 52	104	H	Saint Joseph's	64 59								
229	H	Richmond	55 39	114	A	Saint Louis	78 67								
134	A	VCU	68 48	112	A	Duquesne	75 64								
287	A	Davidson	68 52	48	H	George Washington	50 48								
309	H	Rhode Island	81 51	227	A	St. Bonaventure	62 60								
179	A	George Mason	60 48	294	H	Massachusetts	77 65								

Non-Div I Games:

Dayton

■ Loss,
 ■ Non-Conf,
 ■ S Site,
 ■ Home
 ■ A Away
 N Neutral

Average RPI Win:	148	WON-LOST	WINNING	LAST 10	STRENGTH OF	OPP. STRENGTH	TEAM	ADJ.	CONF.	ADJ CONF.
Average RPI Loss:	15	RECORD	PCT. RANK	GAMES	SCHEDULE	OF SCHEDULE	RPI	RPI	RPI	RPI
DIV. I ONLY	22- 5	19	9- 1	48	50	19	19	7	7	
DIV. I NON-CONF.	8- 4	97	0- 0	16	19	34	34	7	7	
TOTALS	RPI 1-25	RPI 26-50	W-L RECORDS	RPI 51-100	RPI 101-150	RPI 150+				
22- 5	2- 4	3- 1	OVERALL	4- 0	0- 0	13- 0				
11- 2	1- 1	0- 1	HOME	2- 0	0- 0	8- 0				
9- 2	1- 2	2- 0	AWAY	1- 0	0- 0	5- 0				
2- 1	0- 1	1- 0	NEUTRAL	1- 0	0- 0	0- 0				
8- 4	0- 4	1- 0	NON-CONFERENCE	2- 0	0- 0	5- 0				
5- 1	0- 1	0- 0	HOME	1- 0	0- 0	4- 0				
1- 2	0- 2	0- 0	AWAY	0- 0	0- 0	1- 0				
2- 1	0- 1	1- 0	NEUTRAL	1- 0	0- 0	0- 0				
14- 1	2- 0	2- 1	CONFERENCE	2- 0	0- 0	8- 0				
6- 1	1- 0	0- 1	HOME	1- 0	0- 0	4- 0				
8- 0	1- 0	2- 0	AWAY	1- 0	0- 0	4- 0				
0- 0	0- 0	0- 0	NEUTRAL	0- 0	0- 0	0- 0				

RPI	S	Opponent	Score	RPI	S	Opponent	Score	RPI	S	Opponent	Score	RPI	S	Opponent	Score
1	A	UConn	46 91	33	N	Syracuse	108 84	51	H	Northwestern	89 66	168	A	Providence	64 55
2	H	Notre Dame	61 75	42	H	Marquette	101 102	73	A	St. John's (NY)	78 66	168	H	Providence	61 56
7	N	Baylor	72 104	49	A	Georgetown	76 53	73	H	St. John's (NY)	54 51	181	A	Xavier	70 43
22	A	Creighton	60 56	50	A	Villanova	80 50	79	N	Western Ky.	77 69	181	H	Xavier	85 69
22	H	Creighton	79 65									184	H	UAB	90 80
25	A	Temple	74 84									195	H	Appalachian St.	99 58
												196	A	Seton Hall	96 65
												196	H	Seton Hall	86 60
												236	A	Butler	92 62
												236	H	Butler	100 69
												252	H	UT Martin	100 68
												296	H	Prairie View	94 62
												320	A	Loyola Chicago	107 46
LAST 12 Division I GAMES:															
236	A	Butler	92 62	42	H	Marquette	101 102								
181	A	Xavier	70 43	181	H	Xavier	85 69								
196	H	Seton Hall	86 60	236	H	Butler	100 69								
73	H	St. John's (NY)	54 51	73	A	St. John's (NY)	78 66								
168	A	Providence	64 55	196	A	Seton Hall	96 65								
22	A	Creighton	60 56	22	H	Creighton	79 65								

Non-Div I Games:

DePaul

Delaware

Through Games Of Feb. 12, 2017

Average RPI Win:	193	WON-LOST	WINNING	LAST 10	STRENGTH OF	OPP. STRENGTH	TEAM	ADJ.	CONF.	ADJ CONF.
Average RPI Loss:	89	RECORD	PCT. RANK	GAMES	SCHEDULE	OF SCHEDULE	RPI	RPI	RPI	RPI
DIV. I ONLY	14- 10	126	7- 3	76	135	117	117	8	8	
DIV. I NON-CONF.	6- 5	148	0- 0	92	250	153	153	8	8	
TOTALS	RPI 1-25	RPI 26-50	W-L RECORDS	RPI 51-100	RPI 101-150	RPI 150+				
14- 10	0- 0	0- 4	OVERALL	0- 2	2- 2	12- 2				
8- 6	0- 0	0- 2	HOME	0- 1	1- 1	7- 2				
6- 2	0- 0	0- 2	AWAY	0- 0	1- 0	5- 0				
0- 2	0- 0	0- 0	NEUTRAL	0- 1	0- 1	0- 0				
6- 5	0- 0	0- 1	NON-CONFERENCE	0- 1	1- 1	5- 2				
4- 3	0- 0	0- 1	HOME	0- 0	1- 0	3- 2				
2- 0	0- 0	0- 0	AWAY	0- 0	0- 0	2- 0				
0- 2	0- 0	0- 0	NEUTRAL	0- 1	0- 1	0- 0				
8- 5	0- 0	0- 3	CONFERENCE	0- 1	1- 1	7- 0				
4- 3	0- 0	0- 1	HOME	0- 1	0- 1	4- 0				
4- 2	0- 0	0- 2	AWAY	0- 0	1- 0	3- 0				
0- 0	0- 0	0- 0	NEUTRAL	0- 0	0- 0	0- 0				

RPI S	Opponent	Score	RPI S	Opponent	Score	RPI S	Opponent	Score	RPI S	Opponent	Score	Team's RPI: 117
32	A Elon	42 69	32	A Elon	42 69	53	N Michigan St.	64 81	128	A William & Mary	68 54	
39	A James Madison	42 77	39	A James Madison	42 77	68	H Drexel	44 54	128	H William & Mary	49 60	
39	H James Madison	51 66	39	H James Madison	51 66				136	H Princeton	66 62	
49	H Georgetown	46 54	49	H Georgetown	46 54				139	N Detroit	64 66	
									159	H Army West Point	47 61	
									179	H George Mason	67 51	
									180	H Northeastern	65 53	
									182	H Hartford	66 67	
									188	A American	56 55	
									189	A Hofstra	73 56	
									189	H Hofstra	56 45	
									191	A Towson	73 67	
									204	H Col. of Charleston	71 66	
									206	A UNCW	63 52	
									206	H UNCW	57 40	
									219	H Robert Morris	67 65	
									227	H St. Bonaventure	43 40	
									260	A Loyola Maryland	47 45	
LAST 12 Division I GAMES:												
189	H Hofstra	56 45	204	H Col. of Charleston	71 66							
39	A James Madison	42 77	180	H Northeastern	65 53							
68	H Drexel	44 54	189	A Hofstra	73 56							
206	H UNCW	57 40	39	H James Madison	51 66							
191	A Towson	73 67	32	A Elon	42 69							
128	A William & Mary	68 54	206	A UNCW	63 52							

Non-Div I Games:

Delaware

Loss, Non-Conf, S Site, H Home A Away N Neutral

Average RPI Win:	342	WON-LOST	WINNING	LAST 10	STRENGTH OF	OPP. STRENGTH	TEAM	ADJ.	CONF.	ADJ CONF.
Average RPI Loss:	224	RECORD	PCT. RANK	GAMES	SCHEDULE	OF SCHEDULE	RPI	RPI	RPI	RPI
DIV. I ONLY	3- 22	338	2- 8	338	328	347	347	32	32	
DIV. I NON-CONF.	1- 12	332	0- 0	262	234	332	332	31	31	
TOTALS	RPI 1-25	RPI 26-50	W-L RECORDS	RPI 51-100	RPI 101-150	RPI 150+				
3- 22	0- 0	0- 0	OVERALL	0- 3	0- 3	3- 16				
1- 7	0- 0	0- 0	HOME	0- 0	0- 2	1- 5				
2- 15	0- 0	0- 0	AWAY	0- 3	0- 1	2- 11				
0- 0	0- 0	0- 0	NEUTRAL	0- 0	0- 0	0- 0				
1- 12	0- 0	0- 0	NON-CONFERENCE	0- 3	0- 3	1- 6				
0- 3	0- 0	0- 0	HOME	0- 0	0- 2	0- 1				
1- 9	0- 0	0- 0	AWAY	0- 3	0- 1	1- 5				
0- 0	0- 0	0- 0	NEUTRAL	0- 0	0- 0	0- 0				
2- 10	0- 0	0- 0	CONFERENCE	0- 0	0- 0	2- 10				
1- 4	0- 0	0- 0	HOME	0- 0	0- 0	1- 4				
1- 6	0- 0	0- 0	AWAY	0- 0	0- 0	1- 6				
0- 0	0- 0	0- 0	NEUTRAL	0- 0	0- 0	0- 0				

RPI 1-25				RPI 26-50				RPI 51-100				RPI 101+				Team's RPI: 347	
RPI	S	Opponent	Score	RPI	S	Opponent	Score	RPI	S	Opponent	Score	RPI	S	Opponent	Score		
								59	A	Virginia Tech	48	88	127	H	Cornell	51	72
								68	A	Drexel	44	69	128	A	William & Mary	48	82
								76	A	Iowa St.	57	88	139	H	Detroit	71	90
												164	A	La Salle	38	78	
												170	H	Hampton	52	83	
												181	A	Xavier	53	86	
												189	A	Hofstra	44	64	
												233	A	Bethune-Cookman	58	72	
												256	H	Norfolk St.	74	82	
												262	A	Savannah St.	57	64	
												273	A	N.C. A&T	44	83	
												273	H	N.C. A&T	60	68	
												302	A	Lehigh	80	91	
												315	H	NJIT	43	57	
												336	A	Longwood	77	88	
												339	A	Wagner	61	49	
												341	A	Florida A&M	61	69	
												341	H	Florida A&M	56	65	
												343	A	N.C. Central	63	68	
												343	H	N.C. Central	55	51	
												344	A	South Carolina St.	72	70	
												348	A	Morgan St.	47	74	
LAST 12 Division I GAMES:																	
				348	A	Morgan St.	47	74		262	A	Savannah St.	57	64			
				341	A	Florida A&M	61	69		344	A	South Carolina St.	72	70			
				233	A	Bethune-Cookman	58	72		256	H	Norfolk St.	74	82			
				273	H	N.C. A&T	60	68		170	H	Hampton	52	83			
				343	H	N.C. Central	55	51		343	A	N.C. Central	63	68			
				341	H	Florida A&M	56	65		273	A	N.C. A&T	44	83			

Non-Div I Games:

Delaware St.

■ Loss,
 ■ Non-Conf,
 ■ S Site,
 ■ Home
 ■ A Away
 N Neutral

Average RPI Win: 290	WON-LOST	WINNING	LAST 10	STRENGTH OF	OPP. STRENGTH	TEAM	ADJ.	CONF.	ADJ CONF.
Average RPI Loss: 142	RECORD	PCT. RANK	GAMES	SCHEDULE	OF SCHEDULE	RPI	RPI	RPI	RPI
DIV. I ONLY	6- 19	302	3- 7	189	241	295	295	11	11
DIV. I NON-CONF.	3- 10	280	0- 0	278	306	329	329	10	10
TOTALS	RPI 1-25	RPI 26-50	W-L RECORDS	RPI 51-100	RPI 101-150	RPI 150+			
6- 19	0- 0	0- 1	OVERALL	0- 9	1- 1	5- 8			
4- 8	0- 0	0- 1	HOME	0- 3	0- 0	4- 4			
2- 10	0- 0	0- 0	AWAY	0- 2	1- 1	1- 1			
0- 1	0- 0	0- 0	NEUTRAL	0- 1	0- 0	0- 0			
3- 10	0- 0	0- 0	NON-CONFERENCE	0- 3	0- 1	3- 6			
3- 2	0- 0	0- 0	HOME	0- 0	0- 0	3- 2			
0- 7	0- 0	0- 0	AWAY	0- 2	0- 1	0- 4			
0- 1	0- 0	0- 0	NEUTRAL	0- 1	0- 0	0- 0			
3- 9	0- 0	0- 1	CONFERENCE	0- 6	1- 0	2- 2			
1- 6	0- 0	0- 1	HOME	0- 3	0- 0	1- 2			
2- 3	0- 0	0- 0	AWAY	0- 3	1- 0	1- 0			
0- 0	0- 0	0- 0	NEUTRAL	0- 0	0- 0	0- 0			

RPI S	Opponent	Score	RPI S	Opponent	Score	RPI S	Opponent	Score	RPI S	Opponent	Score	Team's RPI: 295
37	H South Dakota St.	63 72	55	A Colorado St.	49 76	113	A Northern Colo.	48 68				
			61	A IUPUI	49 71	150	A Oral Roberts	47 45				
			61	H IUPUI	45 67	154	H Omaha	73 82				
			65	N UNI	68 79	176	A Idaho St.	64 65				
			69	A South Dakota	64 70	180	H Northeastern	69 72				
			69	H South Dakota	44 53	222	A Grand Canyon	70 73				
			95	A Western Ill.	62 87	225	H Seattle U	72 75				
			95	H Western Ill.	68 80	293	H Pepperdine	75 67				
			99	A Wyoming	49 59	297	H North Dakota St.	80 86				
						305	A Northern Ariz.	67 82				
						311	H Air Force	65 52				
						324	A Fort Wayne	78 72				
						324	H Fort Wayne	78 50				
						328	A Utah Valley	58 72				
						340	H Cal St. Fullerton	77 58				
LAST 12 Division I GAMES:												
95	H Western Ill.	68 80	37	H South Dakota St.	63 72							
61	H IUPUI	45 67	61	A IUPUI	49 71							
324	H Fort Wayne	78 50	324	A Fort Wayne	78 72							
69	H South Dakota	44 53	95	A Western Ill.	62 87							
150	A Oral Roberts	47 45	297	H North Dakota St.	80 86							
154	H Omaha	73 82	69	A South Dakota	64 70							

Non-Div I Games:

Denver

Average RPI Win:	221	WON-LOST	WINNING	LAST 10	STRENGTH OF	OPP. STRENGTH	TEAM	ADJ.	CONF.	ADJ CONF.
Average RPI Loss:	138	RECORD	PCT. RANK	GAMES	SCHEDULE	OF SCHEDULE	RPI	RPI	RPI	RPI
DIV. I ONLY	14- 10	126	7- 3	188	184	139	139	20	20	
DIV. I NON-CONF.	4- 7	224	0- 0	263	104	222	222	21	21	
TOTALS	RPI 1-25	RPI 26-50	W-L RECORDS	RPI 51-100	RPI 101-150	RPI 150+				
14- 10	0- 0	1- 1	OVERALL	0- 2	2- 2	11- 5				
9- 2	0- 0	1- 0	HOME	0- 0	1- 0	7- 2				
4- 8	0- 0	0- 1	AWAY	0- 2	0- 2	4- 3				
1- 0	0- 0	0- 0	NEUTRAL	0- 0	1- 0	0- 0				
4- 7	0- 0	0- 0	NON-CONFERENCE	0- 2	2- 1	2- 4				
1- 2	0- 0	0- 0	HOME	0- 0	1- 0	0- 2				
2- 5	0- 0	0- 0	AWAY	0- 2	0- 1	2- 2				
1- 0	0- 0	0- 0	NEUTRAL	0- 0	1- 0	0- 0				
10- 3	0- 0	1- 1	CONFERENCE	0- 0	0- 1	9- 1				
8- 0	0- 0	1- 0	HOME	0- 0	0- 0	7- 0				
2- 3	0- 0	0- 1	AWAY	0- 0	0- 1	2- 1				
0- 0	0- 0	0- 0	NEUTRAL	0- 0	0- 0	0- 0				

RPI S	Opponent	Score	RPI S	Opponent	Score	RPI S	Opponent	Score	RPI S	Opponent	Score
34	A Green Bay	55 60	34	H Green Bay	76 72	62	A Minnesota	91 111	107	H Kent St.	73 52
34	H Green Bay	76 72	84	A Toledo	66 72	117	N Delaware	66 64	144	A East Carolina	81 83
						149	A Wright St.	69 77	165	A Oakland	80 71
						165	H Oakland	71 61	166	A CSUN	67 76
						171	A Milwaukee	69 81	171	H Milwaukee	77 63
						172	H Western Mich.	65 75	179	H George Mason	54 55
						186	H Cleveland St.	66 54	215	A Bradley	60 70
						282	A Northern Ky.	55 53	282	H Northern Ky.	57 49
						289	A Eastern Mich.	77 64	312	H Valparaiso	85 60
						313	H Youngstown St.	80 63	325	H Ill.-Chicago	98 76
						347	A Delaware St.	90 71			
LAST 12 Division I GAMES:											
165	H Oakland	71 61	313	H Youngstown St.	80 63						
34	H Green Bay	76 72	282	H Northern Ky.	57 49						
171	H Milwaukee	77 63	171	A Milwaukee	69 81						
282	A Northern Ky.	55 53	34	A Green Bay	55 60						
149	A Wright St.	69 77	165	A Oakland	80 71						
186	H Cleveland St.	66 54	325	H Ill.-Chicago	98 76						

Non-Div I Games:

Detroit

Loss, Non-Conf, S Site, H Home A Away N Neutral

Average RPI Win: 188	WON-LOST	WINNING	LAST 10	STRENGTH OF	OPP. STRENGTH	TEAM	ADJ.	CONF.	ADJ CONF.
Average RPI Loss: 42	RECORD	PCT. RANK	GAMES	SCHEDULE	OF SCHEDULE	RPI	RPI	RPI	RPI
DIV. I ONLY	19- 4	18	10- 0	132	107	38	38	16	16
DIV. I NON-CONF.	6- 4	126	0- 0	17	7	25	25	14	14
TOTALS	RPI 1-25	RPI 26-50	W-L RECORDS	RPI 51-100	RPI 101-150	RPI 150+			
19- 4	0- 1	1- 2	OVERALL	3- 1	3- 0	12- 0			
9- 0	0- 0	1- 0	HOME	2- 0	0- 0	6- 0			
9- 3	0- 1	0- 1	AWAY	1- 1	2- 0	6- 0			
1- 1	0- 0	0- 1	NEUTRAL	0- 0	1- 0	0- 0			
6- 4	0- 1	1- 2	NON-CONFERENCE	2- 1	2- 0	1- 0			
3- 0	0- 0	1- 0	HOME	2- 0	0- 0	0- 0			
2- 3	0- 1	0- 1	AWAY	0- 1	1- 0	1- 0			
1- 1	0- 0	0- 1	NEUTRAL	0- 0	1- 0	0- 0			
13- 0	0- 0	0- 0	CONFERENCE	1- 0	1- 0	11- 0			
6- 0	0- 0	0- 0	HOME	0- 0	0- 0	6- 0			
7- 0	0- 0	0- 0	AWAY	1- 0	1- 0	5- 0			
0- 0	0- 0	0- 0	NEUTRAL	0- 0	0- 0	0- 0			

RPI 1-25				RPI 26-50				Team's RPI: 38				RPI 51-100				RPI 101+			
RPI	S	Opponent	Score	RPI	S	Opponent	Score	RPI	S	Opponent	Score	RPI	S	Opponent	Score	RPI	S	Opponent	Score
22	A	Creighton	77 80	34	A	Green Bay	48 71	65	A	UNI	88 79	126	N	Eastern Wash.	93 78				
				35	N	Auburn	80 85	76	A	Iowa St.	67 75	135	A	North Dakota	99 91				
				47	H	Iowa	81 76	82	H	Northern Ill.	95 86	150	A	Missouri St.	90 64				
								99	H	Wyoming	63 50	167	A	Southern Ill.	71 60				
												167	H	Southern Ill.	75 59				
												200	A	Nebraska	84 70				
												201	H	Indiana St.	76 62				
												205	A	Wichita St.	83 78				
												215	A	Bradley	93 60				
												215	H	Bradley	98 46				
												276	A	Evansville	73 48				
												276	H	Evansville	82 65				
												314	A	Illinois St.	87 36				
												314	H	Illinois St.	101 49				
												320	H	Loyola Chicago	89 46				
LAST 12 Division I GAMES:																			
215	H	Bradley	98 46	320	H	Loyola Chicago	89 46												
314	H	Illinois St.	101 49	314	A	Illinois St.	87 36												
276	A	Evansville	73 48	215	A	Bradley	93 60												
167	A	Southern Ill.	71 60	167	H	Southern Ill.	75 59												
65	A	UNI	88 79	276	H	Evansville	82 65												
201	H	Indiana St.	76 62	150	A	Missouri St.	90 64												

Non-Div I Games: Clarke 118 43

Drake

Average RPI Win:	183	WON-LOST	WINNING	LAST 10	STRENGTH OF	OPP. STRENGTH	TEAM	ADJ.	CONF.	ADJ CONF.
Average RPI Loss:	81	RECORD	PCT. RANK	GAMES	SCHEDULE	OF SCHEDULE	RPI	RPI	RPI	RPI
DIV. I ONLY	18- 6	43	7- 3	197	86	68	68	8	8	
DIV. I NON-CONF.	9- 2	37	0- 0	238	125	69	69	8	8	
TOTALS	RPI 1-25	RPI 26-50	W-L RECORDS	RPI 51-100	RPI 101-150	RPI 150+				
18- 6	0- 0	1- 3	OVERALL	1- 1	4- 1	12- 1				
11- 1	0- 0	1- 1	HOME	1- 0	2- 0	7- 0				
5- 5	0- 0	0- 2	AWAY	0- 1	2- 1	3- 1				
2- 0	0- 0	0- 0	NEUTRAL	0- 0	0- 0	2- 0				
9- 2	0- 0	1- 0	NON-CONFERENCE	1- 1	2- 1	5- 0				
5- 0	0- 0	1- 0	HOME	1- 0	1- 0	2- 0				
2- 2	0- 0	0- 0	AWAY	0- 1	1- 1	1- 0				
2- 0	0- 0	0- 0	NEUTRAL	0- 0	0- 0	2- 0				
9- 4	0- 0	0- 3	CONFERENCE	0- 0	2- 0	7- 1				
6- 1	0- 0	0- 1	HOME	0- 0	1- 0	5- 0				
3- 3	0- 0	0- 2	AWAY	0- 0	1- 0	2- 1				
0- 0	0- 0	0- 0	NEUTRAL	0- 0	0- 0	0- 0				

RPI S	Opponent	Score	RPI S	Opponent	Score	RPI S	Opponent	Score	RPI S	Opponent	Score
32	A Elon	65 75	32	H Elon	45 48	74	A Bucknell	66 78	104	H Saint Joseph's	60 49
33	H Syracuse	62 61	33	H Syracuse	62 61	80	H Penn St.	83 60	106	A Vanderbilt	63 73
39	A James Madison	47 54	39	A James Madison	47 54				117	A Delaware	54 44
LAST 12 Division I GAMES:											
206	H UNCW	76 51	189	H Hofstra	65 43	204	H Col. of Charleston	70 57	127	A Cornell	63 53
128	H William & Mary	65 48	204	H Col. of Charleston	70 57	32	A Elon	65 75	128	H William & Mary	65 48
117	A Delaware	54 44	206	A UNCW	71 38	180	A Northeastern	63 33	179	N George Mason	82 71
204	A Col. of Charleston	75 79	180	A Northeastern	63 33	317	A Lafayette	81 39	180	H Northeastern	74 51
180	H Northeastern	74 51	32	H Elon	45 48	347	H Delaware St.	69 44	189	H Hofstra	65 43
39	A James Madison	47 54							191	H Towson	58 48

Non-Div I Games:

Drexel

Average RPI Win:	116	WON-LOST	WINNING	LAST 10	STRENGTH OF	OPP. STRENGTH	TEAM	ADJ.	CONF.	ADJ CONF.
Average RPI Loss:	36	RECORD	PCT. RANK	GAMES	SCHEDULE	OF SCHEDULE	RPI	RPI	RPI	RPI
DIV. I ONLY	22- 4	11	8- 2	35	12	9	9	3	3	
DIV. I NON-CONF.	12- 1	7	0- 0	100	27	10	10	4	4	
TOTALS	RPI 1-25	RPI 26-50	W-L RECORDS	RPI 51-100	RPI 101-150	RPI 150+				
22- 4	3- 2	4- 1	OVERALL	4- 0	4- 1	7- 0				
15- 0	3- 0	3- 0	HOME	3- 0	3- 0	3- 0				
7- 4	0- 2	1- 1	AWAY	1- 0	1- 1	4- 0				
0- 0	0- 0	0- 0	NEUTRAL	0- 0	0- 0	0- 0				
12- 1	2- 0	2- 0	NON-CONFERENCE	1- 0	2- 1	5- 0				
8- 0	2- 0	2- 0	HOME	1- 0	1- 0	2- 0				
4- 1	0- 0	0- 0	AWAY	0- 0	1- 1	3- 0				
0- 0	0- 0	0- 0	NEUTRAL	0- 0	0- 0	0- 0				
10- 3	1- 2	2- 1	CONFERENCE	3- 0	2- 0	2- 0				
7- 0	1- 0	1- 0	HOME	2- 0	2- 0	1- 0				
3- 3	0- 2	1- 1	AWAY	1- 0	0- 0	1- 0				
0- 0	0- 0	0- 0	NEUTRAL	0- 0	0- 0	0- 0				

RPI	S	Opponent	Score	RPI	S	Opponent	Score	RPI	S	Opponent	Score	RPI	S	Opponent	Score
2	A	Notre Dame	58 62	30	A	North Carolina St.	52 55	59	H	Virginia Tech	84 59	103	H	Clemson	65 37
3	H	South Carolina	74 63	32	H	Elon	68 61	66	H	Wake Forest	71 43	106	A	Vanderbilt	73 77
5	A	Florida St.	45 69	33	H	Syracuse	72 55	70	A	Virginia	70 51	108	H	North Carolina	70 58
13	H	Louisville	58 55	45	A	Georgia Tech	75 68	93	H	Penn	68 55	111	A	Long Beach St.	83 46
15	H	Kentucky	69 54	50	H	Villanova	68 50					132	H	Old Dominion	92 64
												155	H	Pittsburgh	62 48
												162	A	Boston College	67 44
												193	A	Rutgers	68 32
												222	H	Grand Canyon	90 47
												248	A	Liberty	98 38
												293	A	Pepperdine	99 65
												336	H	Longwood	105 48
LAST 12 Division I GAMES:															
155	H	Pittsburgh	62 48	162	A	Boston College	67 44								
33	H	Syracuse	72 55	59	H	Virginia Tech	84 59								
70	A	Virginia	70 51	30	A	North Carolina St.	52 55								
103	H	Clemson	65 37	108	H	North Carolina	70 58								
66	H	Wake Forest	71 43	5	A	Florida St.	45 69								
2	A	Notre Dame	58 62	45	A	Georgia Tech	75 68								

Non-Div I Games:

Duke

■ Loss,
 ■ Non-Conf, S Site,
 ■ Home
 ■ Away
 N Neutral

Average RPI Win:	191	WON-LOST	WINNING	LAST 10	STRENGTH OF	OPP. STRENGTH	TEAM	ADJ.	CONF.	ADJ CONF.
Average RPI Loss:	98	RECORD	PCT. RANK	GAMES	SCHEDULE	OF SCHEDULE	RPI	RPI	RPI	RPI
DIV. I ONLY	14- 12	156	4- 3	78	116	112	112	12	12	
DIV. I NON-CONF.	7- 6	157	0- 1	71	101	99	99	12	12	
TOTALS	RPI 1-25	RPI 26-50	W-L RECORDS	RPI 51-100	RPI 101-150	RPI 150+				
14- 12	0- 1	1- 3	OVERALL	1- 3	2- 3	10- 2				
8- 5	0- 1	0- 1	HOME	0- 2	2- 1	6- 0				
5- 7	0- 0	1- 2	AWAY	1- 1	0- 2	3- 2				
1- 0	0- 0	0- 0	NEUTRAL	0- 0	0- 0	1- 0				
7- 6	0- 1	0- 2	NON-CONFERENCE	1- 2	0- 1	6- 0				
3- 3	0- 1	0- 0	HOME	0- 1	0- 1	3- 0				
3- 3	0- 0	0- 2	AWAY	1- 1	0- 0	2- 0				
1- 0	0- 0	0- 0	NEUTRAL	0- 0	0- 0	1- 0				
7- 6	0- 0	1- 1	CONFERENCE	0- 1	2- 2	4- 2				
5- 2	0- 0	0- 1	HOME	0- 1	2- 0	3- 0				
2- 4	0- 0	1- 0	AWAY	0- 0	0- 2	1- 2				
0- 0	0- 0	0- 0	NEUTRAL	0- 0	0- 0	0- 0				

RPI 1-25			RPI 26-50			RPI 51-100			RPI 101+ Team's RPI: 112		
RPI	S	Opponent	Score	RPI	S	Opponent	Score	RPI	S	Opponent	Score
17	H	Maryland	57 77	27	A	Ohio St.	69 89	57	H	Dayton	64 75
				40	A	Ohio	46 64	67	A	California	66 86
				48	A	George Washington	73 63	72	H	Buffalo	69 71
				48	H	George Washington	40 75	73	A	St. John's (NY)	71 65
LAST 12 Division I GAMES:											
				67	A	California	66 86	227	A	St. Bonaventure	56 69
				134	H	VCU	70 51	114	H	Saint Louis	94 65
				179	H	George Mason	76 57	294	A	Massachusetts	67 75
				104	A	Saint Joseph's	58 60	57	H	Dayton	64 75
				48	A	George Washington	73 63	287	H	Davidson	73 51
				229	H	Richmond	73 61	164	A	La Salle	76 68

Non-Div I Games:

Duquesne

■ Loss,
 ■ Non-Conf,
 S Site,
 ■ Home
 ■ Away
 N Neutral

Average RPI Win: 247	WON-LOST	WINNING	LAST 10	STRENGTH OF	OPP. STRENGTH	TEAM	ADJ.	CONF.	ADJ CONF.
Average RPI Loss: 123	RECORD	PCT. RANK	GAMES	SCHEDULE	OF SCHEDULE	RPI	RPI	RPI	RPI
DIV. I ONLY	14- 11	137	6- 4	239	159	190	190	17	17
DIV. I NON-CONF.	8- 7	164	2- 0	304	138	225	225	20	20
TOTALS	RPI 1-25	RPI 26-50	W-L RECORDS	RPI 51-100	RPI 101-150	RPI 150+			
14- 11	0- 1	0- 1	OVERALL	0- 2	1- 4	13- 3			
7- 6	0- 1	0- 1	HOME	0- 1	1- 2	6- 1			
6- 4	0- 0	0- 0	AWAY	0- 1	0- 1	6- 2			
1- 1	0- 0	0- 0	NEUTRAL	0- 0	0- 1	1- 0			
8- 7	0- 1	0- 1	NON-CONFERENCE	0- 0	1- 2	7- 3			
4- 4	0- 1	0- 1	HOME	0- 0	1- 1	3- 1			
3- 2	0- 0	0- 0	AWAY	0- 0	0- 0	3- 2			
1- 1	0- 0	0- 0	NEUTRAL	0- 0	0- 1	1- 0			
6- 4	0- 0	0- 0	CONFERENCE	0- 2	0- 2	6- 0			
3- 2	0- 0	0- 0	HOME	0- 1	0- 1	3- 0			
3- 2	0- 0	0- 0	AWAY	0- 1	0- 1	3- 0			
0- 0	0- 0	0- 0	NEUTRAL	0- 0	0- 0	0- 0			

RPI 1-25				RPI 26-50				RPI 51-100				RPI 101+ Team's RPI: 190			
RPI	S	Opponent	Score	RPI	S	Opponent	Score	RPI	S	Opponent	Score	RPI	S	Opponent	Score
14	H	Tennessee	58 83	32	H	Elon	51 79	77	A	Chattanooga	45 60	101	A	Mercer	55 72
								77	H	Chattanooga	62 70	101	H	Mercer	56 71
												106	H	Vanderbilt	72 80
												129	N	Maine	48 61
												132	H	Old Dominion	70 60
												195	H	Appalachian St.	68 71
												208	A	Campbell	56 55
												224	H	UNCG	60 52
												236	A	Butler	68 59
												237	H	Murray St.	79 60
												239	A	Samford	69 57
												239	H	Samford	61 56
												241	A	Furman	74 64
												242	A	Wofford	77 69
												244	A	Austin Peay	74 77
												257	A	Tennessee Tech	82 76
												282	A	Northern Ky.	56 62
												287	H	Davidson	76 56
												288	H	Western Caro.	76 57
												300	N	Coppin St.	70 58
												329	H	Winthrop	62 45
LAST 12 Division I GAMES:															
				77	H	Chattanooga	62 70					224	H	UNCG	60 52
				101	H	Mercer	56 71					77	A	Chattanooga	45 60
				239	H	Samford	61 56					239	A	Samford	69 57
				242	A	Wofford	77 69					101	A	Mercer	55 72
				241	A	Furman	74 64					132	H	Old Dominion	70 60
				288	H	Western Caro.	76 57					300	N	Coppin St.	70 58

Non-Div I Games:

ETSU

■ Loss,
 ■ Non-Conf,
 S Site,
 ■ Home
 ■ Away
 N Neutral

East Carolina

Through Games Of Feb. 12, 2017

Average RPI Win:	197	WON-LOST	WINNING	LAST 10	STRENGTH OF	OPP. STRENGTH	TEAM	ADJ.	CONF.	ADJ CONF.
Average RPI Loss:	71	RECORD	PCT. RANK	GAMES	SCHEDULE	OF SCHEDULE	RPI	RPI	RPI	RPI
DIV. I ONLY	9- 15	239	1- 9	24	81	144	144	5	5	
DIV. I NON-CONF.	8- 4	97	0- 0	112	266	95	95	5	5	
TOTALS	RPI 1-25	RPI 26-50	W-L RECORDS	RPI 51-100	RPI 101-150	RPI 150+				
9- 15	0- 6	0- 2	OVERALL	1- 1	2- 5	6- 1				
6- 7	0- 3	0- 2	HOME	1- 0	1- 1	4- 1				
1- 7	0- 3	0- 0	AWAY	0- 0	0- 4	1- 0				
2- 1	0- 0	0- 0	NEUTRAL	0- 1	1- 0	1- 0				
8- 4	0- 0	0- 1	NON-CONFERENCE	0- 1	2- 2	6- 0				
5- 1	0- 0	0- 1	HOME	0- 0	1- 0	4- 0				
1- 2	0- 0	0- 0	AWAY	0- 0	0- 2	1- 0				
2- 1	0- 0	0- 0	NEUTRAL	0- 1	1- 0	1- 0				
1- 11	0- 6	0- 1	CONFERENCE	1- 0	0- 3	0- 1				
1- 6	0- 3	0- 1	HOME	1- 0	0- 1	0- 1				
0- 5	0- 3	0- 0	AWAY	0- 0	0- 2	0- 0				
0- 0	0- 0	0- 0	NEUTRAL	0- 0	0- 0	0- 0				

RPI S Opponent	Score	RPI S Opponent	Score	RPI S Opponent	Score	RPI S Opponent	Score	Team's RPI: 144
1 A UConn	45 90	35 H Auburn	52 61	56 N West Virginia	47 79	104 A Charlotte	64 79	
1 H UConn	44 91	41 H Tulane	45 61	87 H SMU	58 57	128 A William & Mary	72 82	
23 A South Fla.	48 79					130 H UCF	42 54	
23 H South Fla.	66 76					139 H Detroit	83 81	
25 A Temple	47 78					141 A Tulsa	92 100	
25 H Temple	43 76					142 A Cincinnati	64 74	
						146 N Ball St.	82 69	
						183 H Houston	62 73	
						206 H UNCW	75 65	
						223 H Presbyterian	54 46	
						229 A Richmond	71 60	
						240 H UMES	66 58	
						247 H Southern U.	62 55	
						253 N Marist	70 68	
LAST 12 Division I GAMES:								
25 H Temple	43 76	130 H UCF	42 54					
23 H South Fla.	66 76	23 A South Fla.	48 79					
183 H Houston	62 73	25 A Temple	47 78					
141 A Tulsa	92 100	87 H SMU	58 57					
1 H UConn	44 91	1 A UConn	45 90					
142 A Cincinnati	64 74	41 H Tulane	45 61					

Non-Div I Games: Greensboro 107 40

East Carolina

Loss, Non-Conf, S Site, H Home A Away N Neutral

Average RPI Win:	274	WON-LOST	WINNING	LAST 10	STRENGTH OF	OPP. STRENGTH	TEAM	ADJ.	CONF.	ADJ CONF.
Average RPI Loss:	211	RECORD	PCT. RANK	GAMES	SCHEDULE	OF SCHEDULE	RPI	RPI	RPI	RPI
DIV. I ONLY	6- 17	297	3- 7	240	331	310	310	26	26	
DIV. I NON-CONF.	2- 8	288	0- 0	203	346	290	290	26	26	
TOTALS	RPI 1-25	RPI 26-50	W-L RECORDS	RPI 51-100	RPI 101-150	RPI 150+				
6- 17	0- 0	0- 0	OVERALL	0- 2	0- 3	6- 12				
3- 7	0- 0	0- 0	HOME	0- 1	0- 1	3- 5				
3- 10	0- 0	0- 0	AWAY	0- 1	0- 2	3- 7				
0- 0	0- 0	0- 0	NEUTRAL	0- 0	0- 0	0- 0				
2- 8	0- 0	0- 0	NON-CONFERENCE	0- 1	0- 3	2- 4				
0- 3	0- 0	0- 0	HOME	0- 0	0- 1	0- 2				
2- 5	0- 0	0- 0	AWAY	0- 1	0- 2	2- 2				
0- 0	0- 0	0- 0	NEUTRAL	0- 0	0- 0	0- 0				
4- 9	0- 0	0- 0	CONFERENCE	0- 1	0- 0	4- 8				
3- 4	0- 0	0- 0	HOME	0- 1	0- 0	3- 3				
1- 5	0- 0	0- 0	AWAY	0- 0	0- 0	1- 5				
0- 0	0- 0	0- 0	NEUTRAL	0- 0	0- 0	0- 0				

RPI 1-25			RPI 26-50			RPI 51-100			RPI 101+			Team's RPI: 310		
RPI	S	Opponent	Score	RPI	S	Opponent	Score	RPI	S	Opponent	Score			
								75	H	Belmont	58	77		
								95	A	Western Ill.	62	83		
										119	A	Stetson	55	72
										142	A	Cincinnati	64	78
										149	H	Wright St.	61	71
										186	H	Cleveland St.	56	66
										192	A	Morehead St.	62	66
										201	H	Indiana St.	61	88
										221	H	SIUE	59	75
										237	A	Murray St.	74	92
										244	H	Austin Peay	59	69
										251	H	Jacksonville St.	71	67
										252	A	UT Martin	72	74
										252	H	UT Martin	80	70
										257	H	Tennessee Tech	54	46
										269	A	Southeast Mo. St.	71	62
										269	H	Southeast Mo. St.	65	107
										270	A	Tennessee St.	58	69
										276	A	Evansville	73	63
										304	A	Eastern Ky.	85	88
										312	A	Valparaiso	68	73
										314	A	Illinois St.	49	60
										341	A	Florida A&M	66	50
LAST 12 Division I GAMES:														
269	H	Southeast Mo. St.	65	107	252	H	UT Martin	80	70					
252	A	UT Martin	72	74	244	H	Austin Peay	59	69					
257	H	Tennessee Tech	54	46	237	A	Murray St.	74	92					
270	A	Tennessee St.	58	69	304	A	Eastern Ky.	85	88					
221	H	SIUE	59	75	192	A	Morehead St.	62	66					
269	A	Southeast Mo. St.	71	62	251	H	Jacksonville St.	71	67					

Non-Div I Games: Ill.-Springfield 74 60 Millikin 97 54

Eastern Ill.

Loss, Non-Conf, S Site, H Home A Away N Neutral

Average RPI Win:	265	WON-LOST	WINNING	LAST 10	STRENGTH OF	OPP. STRENGTH	TEAM	ADJ.	CONF.	ADJ CONF.
Average RPI Loss:	198	RECORD	PCT. RANK	GAMES	SCHEDULE	OF SCHEDULE	RPI	RPI	RPI	RPI
DIV. I ONLY	8- 16	263	4- 6	251	315	304	304	26	26	
DIV. I NON-CONF.	2- 10	305	0- 0	300	304	338	338	26	26	
TOTALS	RPI 1-25	RPI 26-50	W-L RECORDS	RPI 51-100	RPI 101-150	RPI 150+				
8- 16	0- 0	0- 0	OVERALL	0- 2	0- 3	8- 11				
6- 4	0- 0	0- 0	HOME	0- 1	0- 0	6- 3				
1- 9	0- 0	0- 0	AWAY	0- 1	0- 3	1- 5				
1- 3	0- 0	0- 0	NEUTRAL	0- 0	0- 0	1- 3				
2- 10	0- 0	0- 0	NON-CONFERENCE	0- 1	0- 3	2- 6				
1- 3	0- 0	0- 0	HOME	0- 1	0- 0	1- 2				
0- 4	0- 0	0- 0	AWAY	0- 0	0- 3	0- 1				
1- 3	0- 0	0- 0	NEUTRAL	0- 0	0- 0	1- 3				
6- 6	0- 0	0- 0	CONFERENCE	0- 1	0- 0	6- 5				
5- 1	0- 0	0- 0	HOME	0- 0	0- 0	5- 1				
1- 5	0- 0	0- 0	AWAY	0- 1	0- 0	1- 4				
0- 0	0- 0	0- 0	NEUTRAL	0- 0	0- 0	0- 0				

RPI S	Opponent	Score	RPI S	Opponent	Score	RPI S	Opponent	Score	RPI S	Opponent	Score	Team's RPI: 304
						75	A Belmont	58 74	107	A Kent St.	67 80	
						79	H Western Ky.	63 90	114	A Saint Louis	51 78	
									149	A Wright St.	73 85	
									172	N Western Mich.	59 74	
									192	A Morehead St.	54 80	
									192	H Morehead St.	65 58	
									213	N Miami (OH)	54 65	
									221	H SIUE	75 63	
									224	A UNCG	66 81	
									226	H Akron	57 63	
									237	A Murray St.	64 70	
									244	H Austin Peay	80 71	
									251	H Jacksonville St.	49 54	
									252	A UT Martin	56 66	
									257	A Tennessee Tech	51 53	
									265	H Bowling Green	57 55	
									269	A Southeast Mo. St.	74 63	
									270	H Tennessee St.	66 62	
									288	H Western Caro.	61 72	
									310	H Eastern Ill.	88 85	
									324	N Fort Wayne	59 68	
									348	N Morgan St.	66 58	
LAST 12 Division I GAMES:												
			192	H Morehead St.	65 58		192	A Morehead St.	54 80			
			237	A Murray St.	64 70		270	H Tennessee St.	66 62			
			252	A UT Martin	56 66		75	A Belmont	58 74			
			244	H Austin Peay	80 71		310	H Eastern Ill.	88 85			
			257	A Tennessee Tech	51 53		221	H SIUE	75 63			
			251	H Jacksonville St.	49 54		269	A Southeast Mo. St.	74 63			

Non-Div I Games: Ohio Valley 88 30

Eastern Ky.

■ Loss,
 ■ Non-Conf,
 ■ S Site,
 ■ Home
 ■ A Away
 N Neutral

Average RPI Win:	279	WON-LOST	WINNING	LAST 10	STRENGTH OF	OPP. STRENGTH	TEAM	ADJ.	CONF.	ADJ CONF.
Average RPI Loss:	128	RECORD	PCT. RANK	GAMES	SCHEDULE	OF SCHEDULE	RPI	RPI	RPI	RPI
DIV. I ONLY	5- 18	307	1- 9	164	158	289	289	10	10	
DIV. I NON-CONF.	4- 7	224	0- 0	204	253	243	243	11	11	
TOTALS	RPI 1-25	RPI 26-50	W-L RECORDS	RPI 51-100	RPI 101-150	RPI 150+				
5- 18	0- 0	0- 2	OVERALL	0- 5	0- 5	5- 6				
3- 7	0- 0	0- 0	HOME	0- 2	0- 2	3- 3				
1- 9	0- 0	0- 1	AWAY	0- 3	0- 2	1- 3				
1- 2	0- 0	0- 1	NEUTRAL	0- 0	0- 1	1- 0				
4- 7	0- 0	0- 1	NON-CONFERENCE	0- 2	0- 2	4- 2				
2- 2	0- 0	0- 0	HOME	0- 0	0- 1	2- 1				
1- 3	0- 0	0- 0	AWAY	0- 2	0- 0	1- 1				
1- 2	0- 0	0- 1	NEUTRAL	0- 0	0- 1	1- 0				
1- 11	0- 0	0- 1	CONFERENCE	0- 3	0- 3	1- 4				
1- 5	0- 0	0- 0	HOME	0- 2	0- 1	1- 2				
0- 6	0- 0	0- 1	AWAY	0- 1	0- 2	0- 2				
0- 0	0- 0	0- 0	NEUTRAL	0- 0	0- 0	0- 0				

RPI S	Opponent	Score	RPI S	Opponent	Score	RPI S	Opponent	Score	RPI S	Opponent	Score	Team's RPI: 289
40	A Ohio	51 68	41	N Tulane	50 62	60	H Central Mich.	63 104	107	A Kent St.	65 83	
						66	A Wake Forest	61 89	107	H Kent St.	67 86	
						82	A Northern Ill.	73 85	113	N Northern Colo.	57 58	
						84	H Toledo	49 66	139	H Detroit	64 77	
						98	A Purdue	50 77	146	A Ball St.	49 78	
									172	H Western Mich.	67 76	
									192	A Morehead St.	73 78	
									209	H Monmouth	68 75	
									213	A Miami (OH)	61 72	
									213	H Miami (OH)	63 79	
									226	A Akron	62 80	
									227	H St. Bonaventure	75 56	
									258	N Georgia St.	69 59	
									265	H Bowling Green	81 74	
									311	H Air Force	65 44	
									334	A Incarnate Word	66 47	
LAST 12 Division I GAMES:												
213	H Miami (OH)	63 79	146	A Ball St.	49 78							
107	A Kent St.	65 83	172	H Western Mich.	67 76							
60	H Central Mich.	63 104	213	A Miami (OH)	61 72							
226	A Akron	62 80	107	H Kent St.	67 86							
265	H Bowling Green	81 74	84	H Toledo	49 66							
40	A Ohio	51 68	82	A Northern Ill.	73 85							

Non-Div I Games: Ferris St. 68 50

Eastern Mich.

■ Loss,
 ■ Non-Conf, S Site,
 ■ Home
 ■ Away
 N Neutral

Average RPI Win:	245	WON-LOST	WINNING	LAST 10	STRENGTH OF	OPP. STRENGTH	TEAM	ADJ.	CONF.	ADJ CONF.
Average RPI Loss:	85	RECORD	PCT. RANK	GAMES	SCHEDULE	OF SCHEDULE	RPI	RPI	RPI	RPI
DIV. I ONLY	13- 10	134	7- 3	127	213	126	126	19	19	
DIV. I NON-CONF.	4- 6	209	0- 0	41	167	114	114	18	18	
TOTALS	RPI 1-25	RPI 26-50	W-L RECORDS	RPI 51-100	RPI 101-150	RPI 150+				
13- 10	0- 1	0- 3	OVERALL	0- 4	2- 1	11- 1				
6- 3	0- 0	0- 0	HOME	0- 2	2- 1	4- 0				
6- 5	0- 1	0- 1	AWAY	0- 2	0- 0	6- 1				
1- 2	0- 0	0- 2	NEUTRAL	0- 0	0- 0	1- 0				
4- 6	0- 1	0- 3	NON-CONFERENCE	0- 2	0- 0	4- 0				
1- 1	0- 0	0- 0	HOME	0- 1	0- 0	1- 0				
2- 3	0- 1	0- 1	AWAY	0- 1	0- 0	2- 0				
1- 2	0- 0	0- 2	NEUTRAL	0- 0	0- 0	1- 0				
9- 4	0- 0	0- 0	CONFERENCE	0- 2	2- 1	7- 1				
5- 2	0- 0	0- 0	HOME	0- 1	2- 1	3- 0				
4- 2	0- 0	0- 0	AWAY	0- 1	0- 0	4- 1				
0- 0	0- 0	0- 0	NEUTRAL	0- 0	0- 0	0- 0				

RPI 1-25				RPI 26-50				RPI 51-100				RPI 101+ Team's RPI: 126			
RPI	S	Opponent	Score	RPI	S	Opponent	Score	RPI	S	Opponent	Score	RPI	S	Opponent	Score
6	A	Washington	52 100	32	N	Elon	55 76	63	H	Gonzaga	54 73	113	H	Northern Colo.	67 61
				38	N	Drake	78 93	70	A	Montana St.	83 88	124	H	Idaho	67 57
				41	A	Tulane	51 63	70	H	Montana St.	61 72	135	H	North Dakota	71 75
								89	A	Boise St.	64 67	166	A	CSUN	71 57
												176	H	Idaho St.	58 41
												214	H	Weber St.	99 85
												241	N	Furman	68 56
												255	A	Portland St.	68 62
												284	A	Sacramento St.	72 65
												286	A	Southern Utah	67 66
												305	A	Northern Ariz.	47 56
												326	A	Montana	60 46
												326	H	Montana	64 57
												328	A	Utah Valley	83 50
												340	H	Cal St. Fullerton	84 67
LAST 12 Division I GAMES:															
113	H	Northern Colo.	67 61	286	A	Southern Utah	67 66								
135	H	North Dakota	71 75	305	A	Northern Ariz.	47 56								
255	A	Portland St.	68 62	214	H	Weber St.	99 85								
284	A	Sacramento St.	72 65	176	H	Idaho St.	58 41								
70	H	Montana St.	61 72	326	A	Montana	60 46								
326	H	Montana	64 57	70	A	Montana St.	83 88								

Non-Div I Games: Multnomah 88 30

Eastern Wash.

■ Loss,
 ■ Non-Conf,
 ■ S Site,
 ■ H Home
 ■ A Away
 N Neutral

Average RPI Win:	159	WON-LOST	WINNING	LAST 10	STRENGTH OF	OPP. STRENGTH	TEAM	ADJ.	CONF.	ADJ CONF.
Average RPI Loss:	49	RECORD	PCT. RANK	GAMES	SCHEDULE	OF SCHEDULE	RPI	RPI	RPI	RPI
DIV. I ONLY	18- 6	43	4- 1	60	87	32	32	8	8	
DIV. I NON-CONF.	7- 4	114	2- 0	40	77	41	41	8	8	
TOTALS	RPI 1-25	RPI 26-50	W-L RECORDS	RPI 51-100	RPI 101-150	RPI 150+				
18- 6	0- 1	0- 3	OVERALL	4- 1	3- 1	11- 0				
7- 2	0- 0	0- 1	HOME	2- 1	1- 0	4- 0				
9- 4	0- 1	0- 2	AWAY	2- 0	1- 1	6- 0				
2- 0	0- 0	0- 0	NEUTRAL	0- 0	1- 0	1- 0				
7- 4	0- 1	0- 1	NON-CONFERENCE	2- 1	1- 1	4- 0				
2- 1	0- 0	0- 0	HOME	1- 1	0- 0	1- 0				
3- 3	0- 1	0- 1	AWAY	1- 0	0- 1	2- 0				
2- 0	0- 0	0- 0	NEUTRAL	0- 0	1- 0	1- 0				
11- 2	0- 0	0- 2	CONFERENCE	2- 0	2- 0	7- 0				
5- 1	0- 0	0- 1	HOME	1- 0	1- 0	3- 0				
6- 1	0- 0	0- 1	AWAY	1- 0	1- 0	4- 0				
0- 0	0- 0	0- 0	NEUTRAL	0- 0	0- 0	0- 0				

RPI 1-25				RPI 26-50				Team's RPI: 32				RPI 51-100				RPI 101+			
RPI	S	Opponent	Score	RPI	S	Opponent	Score	RPI	S	Opponent	Score	RPI	S	Opponent	Score	RPI	S	Opponent	Score
9	A	Duke	61 68	34	A	Green Bay	56 71	60	A	Central Mich.	71 57	108	A	North Carolina	73 78				
				39	A	James Madison	54 61	66	H	Wake Forest	68 78	117	H	Delaware	69 42				
				39	H	James Madison	70 76	68	A	Drexel	48 45	126	N	Eastern Wash.	76 55				
								68	H	Drexel	75 65	128	A	William & Mary	60 58				
								74	H	Bucknell	64 58	180	A	Northeastern	76 65				
												180	H	Northeastern	70 58				
												189	A	Hofstra	64 53				
												190	A	ETSU	79 51				
												191	H	Towson	83 55				
												193	H	Rutgers	66 54				
												204	A	Col. of Charleston	84 56				
												204	H	Col. of Charleston	70 57				
												206	A	UNCW	66 56				
												226	N	Akron	65 62				
												258	A	Georgia St.	84 67				
LAST 12 Division I GAMES:																			
60	A	Central Mich.	71 57	189	A	Hofstra	64 53												
126	N	Eastern Wash.	76 55	180	A	Northeastern	76 65												
39	A	James Madison	54 61	128	A	William & Mary	60 58												
180	H	Northeastern	70 58	39	H	James Madison	70 76												
206	A	UNCW	66 56	68	H	Drexel	75 65												
191	H	Towson	83 55	204	A	Col. of Charleston	84 56												

Non-Div I Games: King (TN) 93 47

Elon

Evansville

Through Games Of Feb. 12, 2017

Average RPI Win:	261	WON-LOST	WINNING	LAST 10	STRENGTH OF	OPP. STRENGTH	TEAM	ADJ.	CONF.	ADJ CONF.
Average RPI Loss:	151	RECORD	PCT. RANK	GAMES	SCHEDULE	OF SCHEDULE	RPI	RPI	RPI	RPI
DIV. I ONLY	7- 16	277	1- 9	208	224	276	276	16	16	
DIV. I NON-CONF.	4- 6	209	0- 0	267	302	263	263	14	14	
TOTALS	RPI 1-25	RPI 26-50	W-L RECORDS	RPI 51-100	RPI 101-150	RPI 150+				
7- 16	0- 1	0- 2	OVERALL	0- 3	0- 3	7- 7				
5- 7	0- 0	0- 1	HOME	0- 1	0- 1	5- 4				
2- 9	0- 0	0- 1	AWAY	0- 0	0- 0	2- 1				
0- 0	0- 0	0- 0	NEUTRAL	0- 0	0- 0	0- 0				
4- 6	0- 1	0- 0	NON-CONFERENCE	0- 1	0- 1	4- 3				
2- 3	0- 0	0- 0	HOME	0- 0	0- 0	2- 3				
2- 3	0- 1	0- 0	AWAY	0- 1	0- 1	2- 0				
0- 0	0- 0	0- 0	NEUTRAL	0- 0	0- 0	0- 0				
3- 10	0- 0	0- 2	CONFERENCE	0- 2	0- 2	3- 4				
3- 4	0- 0	0- 1	HOME	0- 1	0- 1	3- 1				
0- 6	0- 0	0- 1	AWAY	0- 1	0- 1	0- 3				
0- 0	0- 0	0- 0	NEUTRAL	0- 0	0- 0	0- 0				

RPI S	Opponent	Score	RPI S	Opponent	Score	RPI S	Opponent	Score	RPI S	Opponent	Score	Team's RPI: 276
13	A Louisville	47 89	38	A Drake	65 82	51	A Northwestern	66 88	146	A Ball St.	49 84	
			38	H Drake	48 73	65	A UNI	40 54	150	A Missouri St.	43 68	
						65	H UNI	36 62	150	H Missouri St.	41 77	
									167	H Southern Ill.	63 60	
									186	H Cleveland St.	62 66	
									201	H Indiana St.	57 41	
									205	A Wichita St.	68 69	
									205	H Wichita St.	67 74	
									215	A Bradley	52 56	
									237	A Murray St.	82 77	
									244	H Austin Peay	68 54	
									269	H Southeast Mo. St.	74 76	
									310	H Eastern Ill.	63 73	
									312	A Valparaiso	70 65	
									314	A Illinois St.	58 71	
									320	H Loyola Chicago	67 36	
									349	H Alabama A&M	63 54	
LAST 12 Division I GAMES:												
150	A Missouri St.	43 68	167	H Southern Ill.	63 60							
205	A Wichita St.	68 69	205	H Wichita St.	67 74							
38	H Drake	48 73	150	H Missouri St.	41 77							
65	H UNI	36 62	65	A UNI	40 54							
215	A Bradley	52 56	38	A Drake	65 82							
314	A Illinois St.	58 71	320	H Loyola Chicago	67 36							

Non-Div I Games: Oakland City 108 68

Evansville

Loss, Non-Conf, S Site, H Home A Away N Neutral

Average RPI Win: 233	WON-LOST	WINNING	LAST 10	STRENGTH OF	OPP. STRENGTH	TEAM	ADJ.	CONF.	ADJ CONF.
Average RPI Loss: 87	RECORD	PCT. RANK	GAMES	SCHEDULE	OF SCHEDULE	RPI	RPI	RPI	RPI
DIV. I ONLY	18- 7	59	4- 2	190	188	91	91	24	24
DIV. I NON-CONF.	9- 6	126	0- 1	132	160	112	112	23	23
TOTALS	RPI 1-25	RPI 26-50	W-L RECORDS	RPI 51-100	RPI 101-150	RPI 150+			
18- 7	0- 0	0- 3	OVERALL	2- 1	1- 2	15- 1			
12- 0	0- 0	0- 0	HOME	2- 0	0- 0	10- 0			
6- 4	0- 0	0- 1	AWAY	0- 1	1- 1	5- 1			
0- 3	0- 0	0- 2	NEUTRAL	0- 0	0- 1	0- 0			
9- 6	0- 0	0- 3	NON-CONFERENCE	1- 0	0- 2	8- 1			
7- 0	0- 0	0- 0	HOME	1- 0	0- 0	6- 0			
2- 3	0- 0	0- 1	AWAY	0- 0	0- 1	2- 1			
0- 3	0- 0	0- 2	NEUTRAL	0- 0	0- 1	0- 0			
9- 1	0- 0	0- 0	CONFERENCE	1- 1	1- 0	7- 0			
5- 0	0- 0	0- 0	HOME	1- 0	0- 0	4- 0			
4- 1	0- 0	0- 0	AWAY	0- 1	1- 0	3- 0			
0- 0	0- 0	0- 0	NEUTRAL	0- 0	0- 0	0- 0			

RPI S	Opponent	Score	RPI S	Opponent	Score	RPI S	Opponent	Score	RPI S	Opponent	Score
27 N	Ohio St.	66 79	77 H	Chattanooga	68 55	107 N	Kent St.	64 77			
46 A	Quinnipiac	56 66	86 A	Jacksonville	65 73	113 A	Northern Colo.	74 77			
48 N	George Washington	47 76	86 H	Jacksonville	60 57	119 A	Stetson	84 71			
						170 H	Hampton	60 49			
						173 H	UC Riverside	60 45			
						182 A	Hartford	70 63			
						185 A	Illinois	73 82			
						194 H	Siena	66 42			
						262 H	Savannah St.	89 40			
						273 H	N.C. A&T	67 41			
						274 A	North Florida	68 51			
						274 H	North Florida	69 46			
						278 A	Kennesaw St.	75 56			
						278 H	Kennesaw St.	69 35			
						280 H	FIU	89 42			
						303 A	Lipscomb	90 63			
						315 H	NJIT	73 53			
						323 H	USC Upstate	93 43			
						330 A	Fla. Atlantic	65 50			
LAST 12 Division I GAMES:											
48 N	George Washington	47 76	323 H	USC Upstate	93 43						
278 H	Kennesaw St.	69 35	315 H	NJIT	73 53						
274 H	North Florida	69 46	278 A	Kennesaw St.	75 56						
86 A	Jacksonville	65 73	303 A	Lipscomb	90 63						
274 A	North Florida	68 51	119 A	Stetson	84 71						
86 H	Jacksonville	60 57	262 H	Savannah St.	89 40						

Non-Div I Games: St. Thomas (FL) 71 48 Ave Maria 101 34

FGCU

Loss, Non-Conf, S Site, H Home A Away N Neutral

F
I
UF
I
U

FIU

Page 83

Fairfield

Through Games Of Feb. 12, 2017

Average RPI Win:	227	WON-LOST	WINNING	LAST 10	STRENGTH OF	OPP. STRENGTH	TEAM	ADJ.	CONF.	ADJ CONF.
Average RPI Loss:	165	RECORD	PCT. RANK	GAMES	SCHEDULE	OF SCHEDULE	RPI	RPI	RPI	RPI
DIV. I ONLY	13- 11	147	7- 3	227	204	169	169	18	18	
DIV. I NON-CONF.	3- 6	230	0- 0	213	271	230	230	17	17	
TOTALS	RPI 1-25	RPI 26-50	W-L RECORDS	RPI 51-100	RPI 101-150	RPI 150+				
13- 11	0- 1	1- 2	OVERALL	0- 0	1- 1	11- 7				
7- 3	0- 0	1- 0	HOME	0- 0	0- 0	6- 3				
6- 8	0- 1	0- 2	AWAY	0- 0	1- 1	5- 4				
0- 0	0- 0	0- 0	NEUTRAL	0- 0	0- 0	0- 0				
3- 6	0- 1	0- 1	NON-CONFERENCE	0- 0	0- 1	3- 3				
1- 2	0- 0	0- 0	HOME	0- 0	0- 0	1- 2				
2- 4	0- 1	0- 1	AWAY	0- 0	0- 1	2- 1				
0- 0	0- 0	0- 0	NEUTRAL	0- 0	0- 0	0- 0				
10- 5	0- 0	1- 1	CONFERENCE	0- 0	1- 0	8- 4				
6- 1	0- 0	1- 0	HOME	0- 0	0- 0	5- 1				
4- 4	0- 0	0- 1	AWAY	0- 0	1- 0	3- 3				
0- 0	0- 0	0- 0	NEUTRAL	0- 0	0- 0	0- 0				

RPI 1-25				RPI 26-50				RPI 51-100				RPI 101+ Team's RPI: 169			
RPI	S	Opponent	Score	RPI	S	Opponent	Score	RPI	S	Opponent	Score	RPI	S	Opponent	Score
25	A	Temple	59 73	28	A	Harvard	44 58					118	A	Rider	68 67
				46	A	Quinnipiac	55 60					140	A	Albany (NY)	45 59
				46	H	Quinnipiac	65 52					160	H	Iona	68 59
												164	A	La Salle	61 68
												194	A	Siena	52 67
												194	H	Siena	61 57
												197	H	Sacred Heart	44 56
												209	A	Monmouth	71 68
												209	H	Monmouth	53 60
												220	A	Niagara	65 55
												220	H	Niagara	66 63
												245	A	Canisius	49 63
												253	A	Marist	55 71
												260	H	Loyola Maryland	58 57
												281	A	Manhattan	64 43
												281	H	Manhattan	71 56
												306	A	Mt. St. Mary's	70 57
												309	H	Rhode Island	65 72
												316	H	Saint Peter's	50 38
												338	A	UMass Lowell	65 41
LAST 12 Division I GAMES:															
281	A	Manhattan	64 43	220	A	Niagara	65 55								
316	H	Saint Peter's	50 38	46	A	Quinnipiac	55 60								
46	H	Quinnipiac	65 52	118	A	Rider	68 67								
220	H	Niagara	66 63	281	H	Manhattan	71 56								
209	H	Monmouth	53 60	194	H	Siena	61 57								
245	A	Canisius	49 63	209	A	Monmouth	71 68								

Non-Div I Games:

Fairfield

■ Loss,
 ■ Non-Conf,
 ■ S Site,
 ■ H Home
 ■ A Away
 N Neutral

Average RPI Win: 311		WON-LOST	WINNING	LAST 10	STRENGTH OF	OPP. STRENGTH	TEAM	ADJ.	CONF.	ADJ CONF.
Average RPI Loss: 265		RECORD	PCT. RANK	GAMES	SCHEDULE	OF SCHEDULE	RPI	RPI	RPI	RPI
DIV. I ONLY		7- 16	277	4- 6	349	346	342	342	31	31
DIV. I NON-CONF.		2- 8	288	0- 0	346	340	346	346	32	32
TOTALS		RPI 1-25	RPI 26-50	W-L RECORDS	RPI 51-100	RPI 101-150	RPI 150+			
7- 16	0- 0		0- 0	OVERALL	0- 0	0- 0	7- 16			
3- 8	0- 0		0- 0	HOME	0- 0	0- 0	3- 8			
4- 8	0- 0		0- 0	AWAY	0- 0	0- 0	4- 7			
0- 0	0- 0		0- 0	NEUTRAL	0- 0	0- 0	0- 0			
2- 8	0- 0		0- 0	NON-CONFERENCE	0- 0	0- 0	2- 8			
1- 3	0- 0		0- 0	HOME	0- 0	0- 0	1- 3			
1- 5	0- 0		0- 0	AWAY	0- 0	0- 0	1- 5			
0- 0	0- 0		0- 0	NEUTRAL	0- 0	0- 0	0- 0			
5- 8	0- 0		0- 0	CONFERENCE	0- 0	0- 0	5- 8			
2- 5	0- 0		0- 0	HOME	0- 0	0- 0	2- 5			
3- 3	0- 0		0- 0	AWAY	0- 0	0- 0	3- 3			
0- 0	0- 0		0- 0	NEUTRAL	0- 0	0- 0	0- 0			

[illegible]

Non-Div I Games: Queens (NY)

54

70

Fairleigh Dickinson

■ Loss, ■ Non-Conf, S Site, H Home A Away N Neutral

Team Standings				Through Games Of Feb. 17, 1917						
Average RPI Win:	266	WON-LOST	WINNING	LAST 10	STRENGTH OF	OPP. STRENGTH	TEAM	ADJ.	CONF.	ADJ CONF.
Average RPI Loss:	184	RECORD	PCT. RANK	GAMES	SCHEDULE	OF SCHEDULE	RPI	RPI	RPI	RPI
DIV. I ONLY	3- 19	331	0- 10	238	248	330	330	15	15	
DIV. I NON-CONF.	3- 7	250	0- 0	224	343	311	311	16	16	

TOTALS	RPI 1-25	RPI 26-50		W-L RECORDS		RPI 51-100	RPI 101-150	RPI 150+		
3- 19	0- 0	0- 0		OVERALL		0- 3	0- 4	3- 12		
3- 8	0- 0	0- 0		HOME		0- 1	0- 2	3- 5		
0- 11	0- 0	0- 0		AWAY		0- 2	0- 2	0- 7		
0- 0	0- 0	0- 0		NEUTRAL		0- 0	0- 0	0- 0		
3- 7	0- 0	0- 0		NON-CONFERENCE		0- 1	0- 2	3- 4		
3- 3	0- 0	0- 0		HOME		0- 1	0- 0	3- 2		
0- 4	0- 0	0- 0		AWAY		0- 0	0- 2	0- 2		
0- 0	0- 0	0- 0		NEUTRAL		0- 0	0- 0	0- 0		
0- 12	0- 0	0- 0		CONFERENCE		0- 2	0- 2	0- 8		
0- 5	0- 0	0- 0		HOME		0- 0	0- 2	0- 3		
0- 7	0- 0	0- 0		AWAY		0- 2	0- 0	0- 5		
0- 0	0- 0	0- 0		NEUTRAL		0- 0	0- 0	0- 0		

RPI 1-25				RPI 26-50				RPI 51-100				RPI 101+				Team's RPI: 330	
RPI	S	Opponent	Score	RPI	S	Opponent	Score	RPI	S	Opponent	Score	RPI	S	Opponent	Score		
								64	A	Middle Tenn.	69	87	101	A	Mercer	57	74
								79	A	Western Ky.	55	76	104	H	Charlotte	66	72
								91	H	FGCU	50	65	115	A	Arizona	67	77
													132	H	Old Dominion	73	93
													161	H	UTSA	62	72
													184	A	UAB	55	66
													187	A	Rice	55	89
													201	H	Indiana St.	70	67
													202	A	North Texas	57	79
													222	A	Grand Canyon	60	81
													229	H	Richmond	67	77
													240	H	UMES	59	76
													251	H	Jacksonville St.	63	55
													254	A	Marshall	53	76
													274	A	North Florida	88	95
													280	A	FIU	65	74
													280	H	FIU	60	65
													291	H	UTEP	50	51
													346	H	Jackson St.	67	58
LAST 12 Division I GAMES:																	
				187	A	Rice	55	89	184	A	UAB	55	66				
				202	A	North Texas	57	79	291	H	UTEP	50	51				
				132	H	Old Dominion	73	93	161	H	UTSA	62	72				
				104	H	Charlotte	66	72	280	A	FIU	65	74				
				280	H	FIU	60	65	254	A	Marshall	53	76				
				64	A	Middle Tenn.	69	87	79	A	Western Ky.	55	76				

Non-Div I Games:	Fla. Memorial	84	64
------------------	---------------	----	----

Fla. Atlantic

Loss, Non-Conf, S Site, H Home A Away N Neutral

Average RPI Win:	186	WON-LOST	WINNING	LAST 10	STRENGTH OF	OPP. STRENGTH	TEAM	ADJ.	CONF.	ADJ CONF.
Average RPI Loss:	29	RECORD	PCT. RANK	GAMES	SCHEDULE	OF SCHEDULE	RPI	RPI	RPI	RPI
DIV. I ONLY	13- 12	166	4- 6	38	52	58	58	2	2	
DIV. I NON-CONF.	9- 4	85	0- 0	120	165	59	59	2	2	
TOTALS	RPI 1-25	RPI 26-50	W-L RECORDS	RPI 51-100	RPI 101-150	RPI 150+				
13- 12	1- 7	0- 3	OVERALL	2- 1	4- 1	6- 0				
2- 5	0- 3	0- 1	HOME	0- 0	1- 1	1- 0				
5- 6	0- 4	0- 1	AWAY	2- 1	2- 0	1- 0				
6- 1	1- 0	0- 1	NEUTRAL	0- 0	1- 0	4- 0				
9- 4	1- 1	0- 2	NON-CONFERENCE	1- 1	1- 0	6- 0				
1- 0	0- 0	0- 0	HOME	0- 0	0- 0	1- 0				
2- 3	0- 1	0- 1	AWAY	1- 1	0- 0	1- 0				
6- 1	1- 0	0- 1	NEUTRAL	0- 0	1- 0	4- 0				
4- 8	0- 6	0- 1	CONFERENCE	1- 0	3- 1	0- 0				
1- 5	0- 3	0- 1	HOME	0- 0	1- 1	0- 0				
3- 3	0- 3	0- 0	AWAY	1- 0	2- 0	0- 0				
0- 0	0- 0	0- 0	NEUTRAL	0- 0	0- 0	0- 0				

RPI	S	Opponent	Score	RPI	S	Opponent	Score	RPI	S	Opponent	Score	RPI	S	Opponent	Score
3	H	South Carolina	62 81	26	A	Arizona St.	63 69	51	A	Northwestern	68 73	106	A	Vanderbilt	93 73
4	A	Mississippi St.	49 82	35	H	Auburn	75 82	77	A	Chattanooga	72 61	110	H	Ole Miss	75 84
5	A	Florida St.	58 83	44	N	Indiana	88 102	90	A	Georgia	76 68	111	N	Long Beach St.	83 53
14	H	Tennessee	75 84									131	H	Arkansas	57 53
16	A	Texas A&M	76 84									138	A	Alabama	66 56
16	H	Texas A&M	59 67									235	N	South Ala.	85 33
24	A	LSU	67 78									242	N	Wofford	74 51
25	N	Temple	83 76									273	N	N.C. A&T	67 38
												322	A	Arkansas St.	71 60
												331	H	Southeastern La.	102 51
												341	N	Florida A&M	78 65
LAST 12 Division I GAMES:															
138	A	Alabama	66 56	90	A	Georgia	76 68	16	H	Texas A&M	59 67	4	A	Mississippi St.	49 82
131	H	Arkansas	57 53	35	H	Auburn	75 82	3	H	South Carolina	62 81	24	A	LSU	67 78
110	H	Ole Miss	75 84	44	N	Indiana	88 102	51	A	Northwestern	68 73	35	H	Auburn	75 82
16	A	Texas A&M	76 84												
106	A	Vanderbilt	93 73												
14	H	Tennessee	75 84												

Non-Div I Games:

Florida

■ Loss,
■ Non-Conf, S Site,
■ Home
■ Away
N Neutral

Average RPI Win:	310	WON-LOST	WINNING	LAST 10	STRENGTH OF	OPP. STRENGTH	TEAM	ADJ.	CONF.	ADJ CONF.
Average RPI Loss:	232	RECORD	PCT. RANK	GAMES	SCHEDULE	OF SCHEDULE	RPI	RPI	RPI	RPI
DIV. I ONLY	6- 16	293	6- 4	346	333	341	341	32	32	
DIV. I NON-CONF.	0- 11	335	0- 0	318	294	349	349	31	31	
TOTALS	RPI 1-25	RPI 26-50	W-L RECORDS	RPI 51-100	RPI 101-150	RPI 150+				
6- 16	0- 0	0- 0	OVERALL	0- 1	0- 1	6- 14				
4- 6	0- 0	0- 0	HOME	0- 0	0- 0	4- 6				
2- 6	0- 0	0- 0	AWAY	0- 0	0- 1	2- 5				
0- 4	0- 0	0- 0	NEUTRAL	0- 1	0- 0	0- 3				
0- 11	0- 0	0- 0	NON-CONFERENCE	0- 1	0- 1	0- 9				
0- 4	0- 0	0- 0	HOME	0- 0	0- 0	0- 4				
0- 3	0- 0	0- 0	AWAY	0- 0	0- 1	0- 2				
0- 4	0- 0	0- 0	NEUTRAL	0- 1	0- 0	0- 3				
6- 5	0- 0	0- 0	CONFERENCE	0- 0	0- 0	6- 5				
4- 2	0- 0	0- 0	HOME	0- 0	0- 0	4- 2				
2- 3	0- 0	0- 0	AWAY	0- 0	0- 0	2- 3				
0- 0	0- 0	0- 0	NEUTRAL	0- 0	0- 0	0- 0				

RPI 1-25				RPI 26-50				RPI 51-100				RPI 101+				Team's RPI: 341	
RPI	S	Opponent	Score	RPI	S	Opponent	Score	RPI	S	Opponent	Score	RPI	S	Opponent	Score		
								58	N	Florida	65 78	138	A	Alabama	46 81		
												154	H	Omaha	50 70		
												192	H	Morehead St.	48 53		
												228	A	Howard	58 72		
												228	H	Howard	55 51		
												229	N	Richmond	51 64		
												233	H	Bethune-Cookman	41 64		
												240	H	UMES	59 49		
												251	N	Jacksonville St.	54 66		
												254	A	Marshall	67 77		
												262	A	Savannah St.	52 56		
												263	N	Stony Brook	49 80		
												273	A	N.C. A&T	57 65		
												274	A	North Florida	60 71		
												288	H	Western Caro.	61 62		
												300	H	Coppin St.	62 70		
												310	H	Eastern Ill.	50 66		
												347	A	Delaware St.	65 56		
												347	H	Delaware St.	69 61		
												348	A	Morgan St.	61 26		
												348	H	Morgan St.	51 48		
LAST 12 Division I GAMES:																	
				273	A	N.C. A&T	57 65					233	H	Bethune-Cookman	41 64		
				347	H	Delaware St.	69 61					262	A	Savannah St.	52 56		
				228	H	Howard	55 51					348	H	Morgan St.	51 48		
				348	A	Morgan St.	61 26					300	H	Coppin St.	62 70		
				347	A	Delaware St.	65 56					228	A	Howard	58 72		
				240	H	UMES	59 49					138	A	Alabama	46 81		

Non-Div I Games: Thomas (GA) 74 65 Stillman 69 59

Florida A&M

Loss, Non-Conf, S Site, H Home A Away N Neutral

Average RPI Win:	105	WON-LOST	WINNING	LAST 10	STRENGTH OF	OPP. STRENGTH	TEAM	ADJ.	CONF.	ADJ CONF.
Average RPI Loss:	16	RECORD	PCT. RANK	GAMES	SCHEDULE	OF SCHEDULE	RPI	RPI	RPI	RPI
DIV. I ONLY	23- 2	5	10- 0	13	32	5	5	3	3	
DIV. I NON-CONF.	12- 1	7	0- 0	45	64	7	7	4	4	
TOTALS	RPI 1-25	RPI 26-50	W-L RECORDS	RPI 51-100	RPI 101-150	RPI 150+				
23- 2	4- 1	4- 1	OVERALL	6- 0	3- 0	6- 0				
11- 2	3- 1	2- 1	HOME	3- 0	0- 0	3- 0				
9- 0	1- 0	1- 0	AWAY	2- 0	3- 0	2- 0				
3- 0	0- 0	1- 0	NEUTRAL	1- 0	0- 0	1- 0				
12- 1	0- 1	2- 0	NON-CONFERENCE	4- 0	1- 0	5- 0				
6- 1	0- 1	1- 0	HOME	2- 0	0- 0	3- 0				
3- 0	0- 0	0- 0	AWAY	1- 0	1- 0	1- 0				
3- 0	0- 0	1- 0	NEUTRAL	1- 0	0- 0	1- 0				
11- 1	4- 0	2- 1	CONFERENCE	2- 0	2- 0	1- 0				
5- 1	3- 0	1- 1	HOME	1- 0	0- 0	0- 0				
6- 0	1- 0	1- 0	AWAY	1- 0	2- 0	1- 0				
0- 0	0- 0	0- 0	NEUTRAL	0- 0	0- 0	0- 0				

RPI 1-25				RPI 26-50				RPI 51-100				RPI 101+			
RPI	S	Opponent	Score	RPI	S	Opponent	Score	RPI	S	Opponent	Score	RPI	S	Opponent	Score
1	H	UConn	76 78	30	H	North Carolina St.	61 70	58	H	Florida	83 58	101	A	Mercer	83 40
9	H	Duke	69 45	31	N	Michigan	76 62	59	A	Virginia Tech	82 54	103	A	Clemson	86 27
13	H	Louisville	72 65	33	H	Syracuse	77 58	62	A	Minnesota	75 61	108	A	North Carolina	90 77
20	A	Miami (FL)	81 66	39	H	James Madison	84 64	63	N	Gonzaga	87 69	162	A	Boston College	85 53
20	H	Miami (FL)	80 71	45	A	Georgia Tech	69 63	66	H	Wake Forest	102 60	184	A	UAB	93 47
								86	H	Jacksonville	90 47	251	H	Jacksonville St.	73 62
												274	H	North Florida	95 39
												288	H	Western Caro.	90 41
												329	N	Winthrop	98 35
LAST 12 Division I GAMES:															
66	H	Wake Forest	102 60	103	A	Clemson	86 27								
20	H	Miami (FL)	80 71	13	H	Louisville	72 65								
162	A	Boston College	85 53	9	H	Duke	69 45								
45	A	Georgia Tech	69 63	108	A	North Carolina	90 77								
59	A	Virginia Tech	82 54	30	H	North Carolina St.	61 70								
33	H	Syracuse	77 58	20	A	Miami (FL)	81 66								

Non-Div I Games:

Florida St.

Average RPI Win: 202	WON-LOST	WINNING	LAST 10	STRENGTH OF	OPP. STRENGTH	TEAM	ADJ.	CONF.	ADJ CONF.
Average RPI Loss: 88	RECORD	PCT. RANK	GAMES	SCHEDULE	OF SCHEDULE	RPI	RPI	RPI	RPI
DIV. I ONLY	18- 9	84	6- 4	171	98	116	116	12	12
DIV. I NON-CONF.	9- 5	112	0- 0	111	71	117	117	12	12

TOTALS	RPI 1-25	RPI 26-50	W-L RECORDS	RPI 51-100	RPI 101-150	RPI 150+			
18- 9	0- 1	1- 1	OVERALL	0- 3	4- 3	13- 1			
14- 3	0- 0	1- 0	HOME	0- 2	4- 1	9- 0			
3- 5	0- 1	0- 1	AWAY	0- 0	0- 0	3- 0			
1- 1	0- 0	0- 0	NEUTRAL	0- 1	0- 0	1- 0			
9- 5	0- 1	1- 0	NON-CONFERENCE	0- 3	2- 0	6- 1			
8- 2	0- 0	1- 0	HOME	0- 2	2- 0	5- 0			
0- 2	0- 1	0- 0	AWAY	0- 0	0- 0	0- 1			
1- 1	0- 0	0- 0	NEUTRAL	0- 1	0- 0	1- 0			
9- 4	0- 0	0- 1	CONFERENCE	0- 0	2- 3	7- 0			
6- 1	0- 0	0- 0	HOME	0- 0	2- 1	4- 0			
3- 3	0- 0	0- 1	AWAY	0- 0	0- 2	3- 0			
0- 0	0- 0	0- 0	NEUTRAL	0- 0	0- 0	0- 0			

RPI 1-25				RPI 26-50				RPI 51-100				RPI 101+ Team's RPI: 116			
RPI	S	Opponent	Score	RPI	S	Opponent	Score	RPI	S	Opponent	Score	RPI	S	Opponent	Score
2	A	Notre Dame	36 67	43	H	Little Rock	65 43	72	H	Buffalo	54 58	104	A	Saint Joseph's	44 47
				48	A	George Washington	46 63	73	H	St. John's (NY)	45 59	104	H	Saint Joseph's	44 39
								85	N	Texas Tech	50 59	112	H	Duquesne	64 51
												114	A	Saint Louis	58 82
												134	H	VCU	58 61
												136	H	Princeton	57 55
												140	H	Albany (NY)	89 82
												160	A	Iona	46 55
												162	H	Boston College	56 49
												179	A	George Mason	53 49
												218	N	Grambling	59 53
												220	H	Niagara	92 69
												227	A	St. Bonaventure	60 44
												227	H	St. Bonaventure	57 45
												229	H	Richmond	67 41
												234	H	UNC Asheville	55 42
												241	H	Furman	60 47
												281	H	Manhattan	63 60
												287	H	Davidson	85 72
												294	H	Massachusetts	74 43
												309	A	Rhode Island	74 69
LAST 12 Division I GAMES:															
294	H	Massachusetts	74 43	104	A	Saint Joseph's	44 47								
104	H	Saint Joseph's	44 39	227	A	St. Bonaventure	60 44								
227	H	St. Bonaventure	57 45	229	H	Richmond	67 41								
48	A	George Washington	46 63	179	A	George Mason	53 49								
114	A	Saint Louis	58 82	287	H	Davidson	85 72								
134	H	VCU	58 61	309	A	Rhode Island	74 69								

Non-Div I Games:

Fordham

■ Loss,
 ■ Non-Conf,
 S Site,
 ■ Home
 ■ Away
 N Neutral

Fort Wayne

Through Games Of Feb. 12, 2017

Average RPI Win:	270	WON-LOST	WINNING	LAST 10	STRENGTH OF	OPP. STRENGTH	TEAM	ADJ.	CONF.	ADJ CONF.
Average RPI Loss:	163	RECORD	PCT. RANK	GAMES	SCHEDULE	OF SCHEDULE	RPI	RPI	RPI	RPI
DIV. I ONLY	4- 19	321	2- 8	265	152	324	324	11	11	
DIV. I NON-CONF.	2- 9	293	0- 0	295	217	318	318	10	10	
TOTALS	RPI 1-25	RPI 26-50	W-L RECORDS	RPI 51-100	RPI 101-150	RPI 150+				
4- 19	0- 0	0- 1	OVERALL	0- 5	0- 4	4- 9				
2- 8	0- 0	0- 0	HOME	0- 4	0- 1	2- 3				
1- 10	0- 0	0- 1	AWAY	0- 1	0- 3	1- 5				
1- 1	0- 0	0- 0	NEUTRAL	0- 0	0- 0	1- 1				
2- 9	0- 0	0- 0	NON-CONFERENCE	0- 1	0- 2	2- 6				
0- 3	0- 0	0- 0	HOME	0- 1	0- 0	0- 2				
1- 5	0- 0	0- 0	AWAY	0- 0	0- 2	1- 3				
1- 1	0- 0	0- 0	NEUTRAL	0- 0	0- 0	1- 1				
2- 10	0- 0	0- 1	CONFERENCE	0- 4	0- 2	2- 3				
2- 5	0- 0	0- 0	HOME	0- 3	0- 1	2- 1				
0- 5	0- 0	0- 1	AWAY	0- 1	0- 1	0- 2				
0- 0	0- 0	0- 0	NEUTRAL	0- 0	0- 0	0- 0				

RPI S	Opponent	Score	RPI S	Opponent	Score	RPI S	Opponent	Score	RPI S	Opponent	Score	Team's RPI: 324
37	A South Dakota St.	51 73	61	H IUPUI	48 62	107	A Kent St.	55 66				
			69	A South Dakota	59 87	149	A Wright St.	51 62				
			69	H South Dakota	55 82	150	A Oral Roberts	56 82				
			75	H Belmont	59 85	150	H Oral Roberts	59 75				
			95	H Western Ill.	53 75	154	H Omaha	65 62				
						165	H Oakland	61 82				
						172	A Western Mich.	35 61				
						185	A Illinois	33 56				
						213	N Miami (OH)	47 69				
						236	A Butler	64 70				
						277	H Coastal Caro.	57 72				
						295	A Denver	50 78				
						295	H Denver	72 78				
						297	A North Dakota St.	56 68				
						297	H North Dakota St.	72 68				
						304	N Eastern Ky.	68 59				
						325	A Ill.-Chicago	61 55				
LAST 12 Division I GAMES:												
297	H North Dakota St.	72 68	69	A South Dakota	59 87							
69	H South Dakota	55 82	295	H Denver	72 78							
295	A Denver	50 78	297	A North Dakota St.	56 68							
61	H IUPUI	48 62	37	A South Dakota St.	51 73							
154	H Omaha	65 62	150	A Oral Roberts	56 82							
150	H Oral Roberts	59 75	95	H Western Ill.	53 75							

Non-Div I Games: Defiance 76 58 Trine 71 80

Fort Wayne

Loss, Non-Conf, S Site, H Home A Away N Neutral

Average RPI Win:	229	WON-LOST	WINNING	LAST 10	STRENGTH OF	OPP. STRENGTH	TEAM	ADJ.	CONF.	ADJ CONF.
Average RPI Loss:	109	RECORD	PCT. RANK	GAMES	SCHEDULE	OF SCHEDULE	RPI	RPI	RPI	RPI
DIV. I ONLY	12- 10	145	6- 4	152	170	157	157	13	13	
DIV. I NON-CONF.	5- 4	143	0- 0	126	177	134	134	15	15	
TOTALS	RPI 1-25	RPI 26-50	W-L RECORDS	RPI 51-100	RPI 101-150	RPI 150+				
12- 10	0- 1	0- 0	OVERALL	2- 5	0- 0	10- 4				
5- 6	0- 0	0- 0	HOME	1- 2	0- 0	4- 4				
5- 4	0- 1	0- 0	AWAY	0- 3	0- 0	5- 0				
2- 0	0- 0	0- 0	NEUTRAL	1- 0	0- 0	1- 0				
5- 4	0- 1	0- 0	NON-CONFERENCE	1- 1	0- 0	4- 2				
1- 3	0- 0	0- 0	HOME	0- 1	0- 0	1- 2				
2- 1	0- 1	0- 0	AWAY	0- 0	0- 0	2- 0				
2- 0	0- 0	0- 0	NEUTRAL	1- 0	0- 0	1- 0				
7- 6	0- 0	0- 0	CONFERENCE	1- 4	0- 0	6- 2				
4- 3	0- 0	0- 0	HOME	1- 1	0- 0	3- 2				
3- 3	0- 0	0- 0	AWAY	0- 3	0- 0	3- 0				
0- 0	0- 0	0- 0	NEUTRAL	0- 0	0- 0	0- 0				

RPI 1-25				RPI 26-50				RPI 51-100				RPI 101+ Team's RPI: 157			
RPI	S	Opponent	Score	RPI	S	Opponent	Score	RPI	S	Opponent	Score	RPI	S	Opponent	Score
6	A	Washington	54 85					52	H	Utah	55 65	152	H	New Mexico	54 80
								55	A	Colorado St.	56 73	158	H	San Francisco	61 48
								55	H	Colorado St.	64 66	166	H	CSUN	57 61
								75	N	Belmont	62 53	177	H	Utah St.	47 52
								89	A	Boise St.	66 67	199	H	San Jose St.	88 74
								99	A	Wyoming	48 70	214	A	Weber St.	60 57
								99	H	Wyoming	52 47	216	A	Pacific	74 67
												243	H	UC Santa Barbara	49 50
												272	A	San Diego St.	59 51
												283	A	Nevada	71 70
												283	H	Nevada	68 54
												311	A	Air Force	72 56
												311	H	Air Force	63 40
												327	N	UC Irvine	63 45
LAST 12 Division I GAMES:															
55	H	Colorado St.	64 66	55	A	Colorado St.	56 73								
99	H	Wyoming	52 47	89	A	Boise St.	66 67								
272	A	San Diego St.	59 51	311	H	Air Force	63 40								
311	A	Air Force	72 56	199	H	San Jose St.	88 74								
177	H	Utah St.	47 52	99	A	Wyoming	48 70								
283	H	Nevada	68 54	283	A	Nevada	71 70								

Non-Div I Games: Biola 71 50 Cal St. Dom. Hills 73 60

Fresno St.

Loss, Non-Conf, S Site, H Home A Away N Neutral

Average RPI Win: 252	WON-LOST	WINNING	LAST 10	STRENGTH OF	OPP. STRENGTH	TEAM	ADJ.	CONF.	ADJ CONF.
Average RPI Loss: 163	RECORD	PCT. RANK	GAMES	SCHEDULE	OF SCHEDULE	RPI	RPI	RPI	RPI
DIV. I ONLY	10- 13	211	2- 4	246	233	241	241	17	17
DIV. I NON-CONF.	4- 9	248	0- 1	270	243	308	308	20	20
TOTALS	RPI 1-25	RPI 26-50	W-L RECORDS	RPI 51-100	RPI 101-150	RPI 150+			
10- 13	0- 0	0- 0	OVERALL	1- 3	0- 4	9- 6			
8- 3	0- 0	0- 0	HOME	1- 0	0- 1	7- 2			
2- 9	0- 0	0- 0	AWAY	0- 1	0- 0	2- 0			
0- 1	0- 0	0- 0	NEUTRAL	0- 0	0- 1	0- 0			
4- 9	0- 0	0- 0	NON-CONFERENCE	0- 3	0- 3	4- 3			
4- 2	0- 0	0- 0	HOME	0- 0	0- 1	4- 1			
0- 6	0- 0	0- 0	AWAY	0- 3	0- 1	0- 2			
0- 1	0- 0	0- 0	NEUTRAL	0- 0	0- 1	0- 0			
6- 4	0- 0	0- 0	CONFERENCE	1- 0	0- 1	5- 3			
4- 1	0- 0	0- 0	HOME	1- 0	0- 0	3- 1			
2- 3	0- 0	0- 0	AWAY	0- 0	0- 1	2- 2			
0- 0	0- 0	0- 0	NEUTRAL	0- 0	0- 0	0- 0			

RPI S	Opponent	Score	RPI S	Opponent	Score	RPI S	Opponent	Score	RPI S	Opponent	Score	Team's RPI: 241
						60	A Central Mich.	71 81	101	A Mercer	52 76	
						66	A Wake Forest	52 59	116	A Fordham	47 60	
						77	H Chattanooga	65 48	126	N Eastern Wash.	56 68	
						90	A Georgia	62 67	134	H VCU	61 75	
									190	H ETSU	64 74	
									206	A UNCW	52 56	
									224	A UNCG	52 65	
									224	H UNCG	65 55	
									229	H Richmond	48 54	
									234	H UNC Asheville	63 51	
									239	A Samford	54 50	
									242	A Wofford	69 49	
									242	H Wofford	65 60	
									287	A Davidson	61 71	
									288	A Western Caro.	72 75	
									288	H Western Caro.	73 44	
									307	H Gardner-Webb	84 62	
									323	H USC Upstate	57 37	
									343	H N.C. Central	60 40	
LAST 12 Division I GAMES:												
			60	A Central Mich.	71 81		239	A Samford	54 50			
			242	H Wofford	65 60		101	A Mercer	52 76			
			224	A UNCG	52 65		242	A Wofford	69 49			
			288	A Western Caro.	72 75		288	H Western Caro.	73 44			
			77	H Chattanooga	65 48		224	H UNCG	65 55			
			190	H ETSU	64 74		343	H N.C. Central	60 40			

Non-Div I Games: Bob Jones 95 45 Mars Hill 81 46 Newberry 67 41

Furman

Loss, Non-Conf, S Site, H Home A Away N Neutral

Ga. Southern

Through Games Of Feb. 12, 2017

Average RPI Win:	269	WON-LOST	WINNING	LAST 10	STRENGTH OF	OPP. STRENGTH	TEAM	ADJ.	CONF.	ADJ CONF.
Average RPI Loss:	162	RECORD	PCT. RANK	GAMES	SCHEDULE	OF SCHEDULE	RPI	RPI	RPI	RPI
DIV. I ONLY	10- 13	211	7- 3	254	280	238	238	21	21	
DIV. I NON-CONF.	3- 7	250	0- 0	181	311	253	253	19	19	
TOTALS	RPI 1-25	RPI 26-50	W-L RECORDS	RPI 51-100	RPI 101-150	RPI 150+				
10- 13	0- 0	0- 0	OVERALL	0- 1	0- 6	10- 6				
6- 5	0- 0	0- 0	HOME	0- 0	0- 3	6- 2				
4- 8	0- 0	0- 0	AWAY	0- 1	0- 3	4- 4				
0- 0	0- 0	0- 0	NEUTRAL	0- 0	0- 0	0- 0				
3- 7	0- 0	0- 0	NON-CONFERENCE	0- 1	0- 4	3- 2				
2- 2	0- 0	0- 0	HOME	0- 0	0- 2	2- 0				
1- 5	0- 0	0- 0	AWAY	0- 1	0- 2	1- 2				
0- 0	0- 0	0- 0	NEUTRAL	0- 0	0- 0	0- 0				
7- 6	0- 0	0- 0	CONFERENCE	0- 0	0- 2	7- 4				
4- 3	0- 0	0- 0	HOME	0- 0	0- 1	4- 2				
3- 3	0- 0	0- 0	AWAY	0- 0	0- 1	3- 2				
0- 0	0- 0	0- 0	NEUTRAL	0- 0	0- 0	0- 0				

RPI 1-25			RPI 26-50			RPI 51-100				RPI 101+			Team's RPI: 238		
RPI	S	Opponent	Score	RPI	S	Opponent	Score	RPI	S	Opponent	Score	RPI	S	Opponent	Score
								61	A	IUPUI	57 83	101	H	Mercer	56 77
												103	A	Clemson	47 58
												109	A	Troy	67 77
												109	H	Troy	86 89
												130	H	UCF	54 74
												138	A	Alabama	48 66
												163	A	Louisiana	52 79
												163	H	Louisiana	63 60
												195	A	Appalachian St.	48 73
												195	H	Appalachian St.	53 50
												235	A	South Ala.	53 45
												235	H	South Ala.	46 55
												250	A	Charleston So.	54 55
												251	A	Jacksonville St.	55 67
												258	H	Georgia St.	54 58
												262	A	Savannah St.	50 45
												273	H	N.C. A&T	65 50
												277	A	Coastal Caro.	65 62
												277	H	Coastal Caro.	78 70
												332	A	La.-Monroe	65 44
												332	H	La.-Monroe	76 65
												344	H	South Carolina St.	74 58
LAST 12 Division I GAMES:															
				277	A	Coastal Caro.	65 62					195	H	Appalachian St.	53 50
				195	A	Appalachian St.	48 73					277	H	Coastal Caro.	78 70
				332	H	La.-Monroe	76 65					163	A	Louisiana	52 79
				163	H	Louisiana	63 60					332	A	La.-Monroe	65 44
				235	A	South Ala.	53 45					109	H	Troy	86 89
				109	A	Troy	67 77					235	H	South Ala.	46 55

Non-Div I Games: Thomas (GA) 106 43

Ga. Southern

■ Loss,
 ■ Non-Conf, S Site,
 ■ Home
 ■ Away
 N Neutral

Average RPI Win:	299	WON-LOST	WINNING	LAST 10	STRENGTH OF	OPP. STRENGTH	TEAM	ADJ.	CONF.	ADJ CONF.
Average RPI Loss:	205	RECORD	PCT. RANK	GAMES	SCHEDULE	OF SCHEDULE	RPI	RPI	RPI	RPI
DIV. I ONLY	7- 13	255	5- 5	329	310	307	307	28	28	
DIV. I NON-CONF.	2- 6	275	0- 0	291	276	273	273	28	28	
TOTALS	RPI 1-25	RPI 26-50	W-L RECORDS	RPI 51-100	RPI 101-150	RPI 150+				
7- 13	0- 0	0- 0	OVERALL	0- 1	0- 2	7- 10				
3- 3	0- 0	0- 0	HOME	0- 0	0- 0	3- 3				
4- 8	0- 0	0- 0	AWAY	0- 1	0- 1	4- 3				
0- 2	0- 0	0- 0	NEUTRAL	0- 0	0- 0	0- 2				
2- 6	0- 0	0- 0	NON-CONFERENCE	0- 1	0- 1	2- 4				
0- 0	0- 0	0- 0	HOME	0- 0	0- 0	0- 0				
2- 4	0- 0	0- 0	AWAY	0- 1	0- 1	2- 2				
0- 2	0- 0	0- 0	NEUTRAL	0- 0	0- 0	0- 2				
5- 7	0- 0	0- 0	CONFERENCE	0- 0	0- 1	5- 6				
3- 3	0- 0	0- 0	HOME	0- 0	0- 0	3- 3				
2- 4	0- 0	0- 0	AWAY	0- 0	0- 1	2- 3				
0- 0	0- 0	0- 0	NEUTRAL	0- 0	0- 0	0- 0				

RPI 1-25				RPI 26-50				RPI 51-100				RPI 101+				Team's RPI: 307	
RPI	S	Opponent	Score	RPI	S	Opponent	Score	RPI	S	Opponent	Score	RPI	S	Opponent	Score		
								59	A	Virginia Tech	42	76	130	A	UCF	52	66
													137	A	Radford	57	67
													184	N	UAB	49	59
													195	N	Appalachian St.	67	72
													208	H	Campbell	61	73
													223	H	Presbyterian	55	56
													234	H	UNC Asheville	55	52
													241	A	Furman	62	84
													242	A	Wofford	66	75
													248	A	Liberty	63	66
													248	H	Liberty	84	82
													250	A	Charleston So.	57	64
													271	A	High Point	69	71
													271	H	High Point	65	84
													288	A	Western Caro.	68	60
													323	A	USC Upstate	57	53
													329	A	Winthrop	89	54
													336	A	Longwood	77	43
													336	H	Longwood	89	55
LAST 12 Division I GAMES:																	
				271	H	High Point	65	84				271	A	High Point	69	71	
				336	H	Longwood	89	55				234	H	UNC Asheville	55	52	
				248	A	Liberty	63	66				248	H	Liberty	84	82	
				329	A	Winthrop	89	54				336	A	Longwood	77	43	
				208	H	Campbell	61	73				223	H	Presbyterian	55	56	
				250	A	Charleston So.	57	64				137	A	Radford	57	67	

Non-Div I Games: Montreat 92 45 Southern Wesleyan 86 62 Converse 68 38

Gardner-Webb

Loss, Non-Conf, S Site, H Home A Away N Neutral

George Mason

Through Games Of Feb. 12, 2017

Average RPI Win:	230	WON-LOST	WINNING	LAST 10	STRENGTH OF	OPP. STRENGTH	TEAM	ADJ.	CONF.	ADJ CONF.
Average RPI Loss:	126	RECORD	PCT. RANK	GAMES	SCHEDULE	OF SCHEDULE	RPI	RPI	RPI	RPI
DIV. I ONLY	12- 14	193	3- 7	138	203	179	179	12	12	
DIV. I NON-CONF.	7- 6	157	0- 0	116	282	125	125	12	12	
TOTALS	RPI 1-25	RPI 26-50	W-L RECORDS	RPI 51-100	RPI 101-150	RPI 150+				
12- 14	0- 0	0- 2	OVERALL	0- 3	4- 5	8- 4				
6- 6	0- 0	0- 1	HOME	0- 2	3- 2	3- 1				
6- 7	0- 0	0- 1	AWAY	0- 0	1- 3	5- 3				
0- 1	0- 0	0- 0	NEUTRAL	0- 1	0- 0	0- 0				
7- 6	0- 0	0- 1	NON-CONFERENCE	0- 2	3- 2	4- 1				
3- 2	0- 0	0- 0	HOME	0- 1	2- 1	1- 0				
4- 3	0- 0	0- 1	AWAY	0- 0	1- 1	3- 1				
0- 1	0- 0	0- 0	NEUTRAL	0- 1	0- 0	0- 0				
5- 8	0- 0	0- 1	CONFERENCE	0- 1	1- 3	4- 3				
3- 4	0- 0	0- 1	HOME	0- 1	1- 1	2- 1				
2- 4	0- 0	0- 0	AWAY	0- 0	0- 2	2- 2				
0- 0	0- 0	0- 0	NEUTRAL	0- 0	0- 0	0- 0				

RPI S	Opponent	Score	RPI S	Opponent	Score	RPI S	Opponent	Score	RPI S	Opponent	Score	Team's RPI: 179
48	H George Washington	71 79	57	H Dayton	48 60	112	A Duquesne	57 76				
49	A Georgetown	56 69	68	N Drexel	71 82	114	A Saint Louis	50 89				
			96	H SFA	76 77	115	H Arizona	70 81				
						116	H Fordham	49 53				
						117	A Delaware	51 67				
						125	H Navy	68 64				
						134	H VCU	70 59				
						137	H Radford	70 56				
						139	A Detroit	55 54				
						164	A La Salle	57 59				
						191	A Towson	75 79				
						227	H St. Bonaventure	52 49				
						229	A Richmond	54 50				
						229	H Richmond	58 70				
						256	H Norfolk St.	60 33				
						280	A FIU	67 51				
						287	A Davidson	54 58				
						287	H Davidson	59 55				
						294	A Massachusetts	66 55				
						314	A Illinois St.	72 46				
						335	A LIU Brooklyn	64 48				
LAST 12 Division I GAMES:												
229	H Richmond	58 70	287	A Davidson	54 58							
287	H Davidson	59 55	134	H VCU	70 59							
112	A Duquesne	57 76	48	H George Washington	71 79							
164	A La Salle	57 59	116	H Fordham	49 53							
57	H Dayton	48 60	114	A Saint Louis	50 89							
229	A Richmond	54 50	227	H St. Bonaventure	52 49							

Non-Div I Games:

George Mason

■ Loss,
 ■ Non-Conf, S Site,
 ■ Home
 ■ Away
 N Neutral

Average RPI Win: 168	WON-LOST	WINNING	LAST 10	STRENGTH OF	OPP. STRENGTH	TEAM	ADJ.	CONF.	ADJ CONF.
Average RPI Loss: 75	RECORD	PCT. RANK	GAMES	SCHEDULE	OF SCHEDULE	RPI	RPI	RPI	RPI
DIV. I ONLY	17- 8	77	7- 3	77	82	48	48	12	12
DIV. I NON-CONF.	7- 5	137	0- 0	54	24	75	75	12	12
TOTALS	RPI 1-25	RPI 26-50	W-L RECORDS	RPI 51-100	RPI 101-150	RPI 150+			
17- 8	0- 1	1- 3	OVERALL	3- 1	5- 2	8- 1			
9- 2	0- 1	0- 0	HOME	1- 0	4- 1	4- 0			
6- 5	0- 0	1- 2	AWAY	0- 1	1- 1	4- 1			
2- 1	0- 0	0- 1	NEUTRAL	2- 0	0- 0	0- 0			
7- 5	0- 1	1- 3	NON-CONFERENCE	2- 0	1- 0	3- 1			
4- 1	0- 1	0- 0	HOME	0- 0	1- 0	3- 0			
1- 3	0- 0	1- 2	AWAY	0- 0	0- 0	0- 1			
2- 1	0- 0	0- 1	NEUTRAL	2- 0	0- 0	0- 0			
10- 3	0- 0	0- 0	CONFERENCE	1- 1	4- 2	5- 0			
5- 1	0- 0	0- 0	HOME	1- 0	3- 1	1- 0			
5- 2	0- 0	0- 0	AWAY	0- 1	1- 1	4- 0			
0- 0	0- 0	0- 0	NEUTRAL	0- 0	0- 0	0- 0			

RPI 1-25				RPI 26-50				Team's RPI: 48				RPI 51-100				RPI 101+			
RPI	S	Opponent	Score	RPI	S	Opponent	Score	RPI	S	Opponent	Score	RPI	S	Opponent	Score	RPI	S	Opponent	Score
11	H	Stanford	52 71	33	N	Syracuse	71 74	57	A	Dayton	48 50	104	H	Saint Joseph's	53 44				
				37	A	South Dakota St.	55 60	57	H	Dayton	52 39	112	A	Duquesne	75 40				
				49	A	Georgetown	57 72	79	N	Western Ky.	68 49	112	H	Duquesne	63 73				
				50	A	Villanova	72 69	91	N	FGCU	76 47	114	A	Saint Louis	59 67				
												116	H	Fordham	63 46				
												134	H	VCU	81 67				
												136	H	Princeton	56 45				
												164	A	La Salle	79 65				
												179	A	George Mason	79 71				
												185	H	Illinois	72 56				
												188	A	American	61 66				
												260	H	Loyola Maryland	74 64				
												287	H	Davidson	76 62				
												294	A	Massachusetts	60 54				
												300	H	Coppin St.	77 46				
												309	A	Rhode Island	72 44				
LAST 12 Division I GAMES:																			
57	H	Dayton	52 39	294	A	Massachusetts	60 54												
309	A	Rhode Island	72 44	287	H	Davidson	76 62												
164	A	La Salle	79 65	179	A	George Mason	79 71												
116	H	Fordham	63 46	57	A	Dayton	48 50												
112	H	Duquesne	63 73	104	H	Saint Joseph's	53 44												
114	A	Saint Louis	59 67	112	A	Duquesne	75 40												

Non-Div I Games:

George Washington

■ Loss,
 ■ Non-Conf, S Site,
 ■ Home
 ■ Away
 N Neutral

Average RPI Win:	158	WON-LOST	WINNING	LAST 10	STRENGTH OF	OPP. STRENGTH	TEAM	ADJ.	CONF.	ADJ CONF.
Average RPI Loss:	47	RECORD	PCT. RANK	GAMES	SCHEDULE	OF SCHEDULE	RPI	RPI	RPI	RPI
DIV. I ONLY	15- 9	104	7- 3	61	62	49	49	7	7	
DIV. I NON-CONF.	8- 2	49	0- 0	56	70	13	13	7	7	
TOTALS	RPI 1-25	RPI 26-50	W-L RECORDS	RPI 51-100	RPI 101-150	RPI 150+				
15- 9	0- 3	2- 2	OVERALL	1- 4	3- 0	9- 0				
6- 4	0- 2	2- 1	HOME	0- 1	1- 0	3- 0				
7- 5	0- 1	0- 1	AWAY	0- 3	1- 0	6- 0				
2- 0	0- 0	0- 0	NEUTRAL	1- 0	1- 0	0- 0				
8- 2	0- 0	1- 0	NON-CONFERENCE	1- 2	3- 0	3- 0				
3- 0	0- 0	1- 0	HOME	0- 0	1- 0	1- 0				
3- 2	0- 0	0- 0	AWAY	0- 2	1- 0	2- 0				
2- 0	0- 0	0- 0	NEUTRAL	1- 0	1- 0	0- 0				
7- 7	0- 3	1- 2	CONFERENCE	0- 2	0- 0	6- 0				
3- 4	0- 2	1- 1	HOME	0- 1	0- 0	2- 0				
4- 3	0- 1	0- 1	AWAY	0- 1	0- 0	4- 0				
0- 0	0- 0	0- 0	NEUTRAL	0- 0	0- 0	0- 0				

RPI 1-25				RPI 26-50				Team's RPI: 49	RPI 51-100				RPI 101+			
RPI	S	Opponent	Score	RPI	S	Opponent	Score		RPI	S	Opponent	Score	RPI	S	Opponent	Score
19	H	DePaul	53 76	42	H	Marquette	77 84		59	A	Virginia Tech	63 73	117	A	Delaware	54 46
22	A	Creighton	68 70	48	H	George Washington	72 57		62	A	Minnesota	60 68	138	H	Alabama	70 59
22	H	Creighton	59 67	50	A	Villanova	50 71		73	A	St. John's (NY)	54 65	149	N	Wright St.	67 60
				50	H	Villanova	54 49		73	H	St. John's (NY)	66 71	168	A	Providence	71 39
									80	N	Penn St.	68 54	168	H	Providence	72 70
													179	H	George Mason	69 56
													181	A	Xavier	69 64
													191	A	Towson	75 59
													196	A	Seton Hall	77 60
													196	H	Seton Hall	77 58
													236	A	Butler	58 52
													280	A	FIU	66 53
LAST 12 Division I GAMES:																
73	A	St. John's (NY)	54 65	181	A	Xavier	69 64									
196	A	Seton Hall	77 60	196	H	Seton Hall	77 58									
22	H	Creighton	59 67	73	H	St. John's (NY)	66 71									
168	H	Providence	72 70	168	A	Providence	71 39									
50	H	Villanova	54 49	22	A	Creighton	68 70									
236	A	Butler	58 52	50	A	Villanova	50 71									

Non-Div I Games:

Georgetown

■ Loss,
 ■ Non-Conf,
 ■ S Site,
 ■ H Home
 ■ A Away
 N Neutral

Average RPI Win:	142	WON-LOST	WINNING	LAST 10	STRENGTH OF	OPP. STRENGTH	TEAM	ADJ.	CONF.	ADJ CONF.
Average RPI Loss:	57	RECORD	PCT. RANK	GAMES	SCHEDULE	OF SCHEDULE	RPI	RPI	RPI	RPI
DIV. I ONLY	13- 12	166	4- 6	49	25	90	90	2	2	
DIV. I NON-CONF.	8- 5	124	0- 0	152	119	137	137	2	2	
TOTALS	RPI 1-25	RPI 26-50	W-L RECORDS	RPI 51-100	RPI 101-150	RPI 150+				
13- 12	2- 5	1- 2	OVERALL	2- 3	4- 1	4- 1				
9- 5	2- 2	0- 0	HOME	1- 2	2- 0	4- 1				
3- 6	0- 2	1- 2	AWAY	0- 1	2- 1	0- 0				
1- 1	0- 1	0- 0	NEUTRAL	1- 0	0- 0	0- 0				
8- 5	0- 1	0- 1	NON-CONFERENCE	2- 2	2- 0	4- 1				
6- 2	0- 0	0- 0	HOME	1- 1	1- 0	4- 1				
1- 2	0- 0	0- 1	AWAY	0- 1	1- 0	0- 0				
1- 1	0- 1	0- 0	NEUTRAL	1- 0	0- 0	0- 0				
5- 7	2- 4	1- 1	CONFERENCE	0- 1	2- 1	0- 0				
3- 3	2- 2	0- 0	HOME	0- 1	1- 0	0- 0				
2- 4	0- 2	1- 1	AWAY	0- 0	1- 1	0- 0				
0- 0	0- 0	0- 0	NEUTRAL	0- 0	0- 0	0- 0				

RPI	S	Opponent	Score	RPI	S	Opponent	Score	RPI	S	Opponent	Score	RPI	S	Opponent	Score
3	A	South Carolina	63 66	29	A	Missouri	45 63	58	H	Florida	68 76	101	H	Mercer	72 64
3	H	South Carolina	44 62	35	A	Auburn	57 51	62	N	Minnesota	70 58	106	H	Vanderbilt	70 68
14	H	Tennessee	81 78	45	A	Georgia Tech	45 52	70	H	Virginia	43 66	110	A	Ole Miss	62 69
15	A	Kentucky	61 82					78	A	Oklahoma St.	51 71	131	A	Arkansas	69 66
15	H	Kentucky	56 66					92	H	BYU	81 51	142	A	Cincinnati	51 48
16	H	Texas A&M	69 59									239	H	Samford	59 65
23	N	South Fla.	65 81									241	H	Furman	67 62
LAST 12 Division I GAMES:															
35	A	Auburn	57 51	58	H	Florida	68 76	15	A	Kentucky	61 82	3	A	South Carolina	63 66
15	H	Kentucky	56 66	106	H	Vanderbilt	70 68	16	H	Texas A&M	69 59	29	A	Missouri	45 63
14	H	Tennessee	81 78	131	A	Arkansas	69 66								
110	A	Ole Miss	62 69												
3	H	South Carolina	44 62												

Non-Div I Games:

Georgia

Average RPI Win:	227	WON-LOST	WINNING	LAST 10	STRENGTH OF	OPP. STRENGTH	TEAM	ADJ.	CONF.	ADJ CONF.
Average RPI Loss:	178	RECORD	PCT. RANK	GAMES	SCHEDULE	OF SCHEDULE	RPI	RPI	RPI	RPI
DIV. I ONLY	9- 14	230	5- 5	287	212	258	258	21	21	
DIV. I NON-CONF.	3- 7	250	0- 0	199	158	259	259	19	19	
TOTALS	RPI 1-25	RPI 26-50	W-L RECORDS	RPI 51-100	RPI 101-150	RPI 150+				
9- 14	0- 0	0- 2	OVERALL	0- 1	1- 2	8- 9				
2- 8	0- 0	0- 1	HOME	0- 0	0- 1	2- 6				
6- 4	0- 0	0- 1	AWAY	0- 0	1- 1	5- 2				
1- 2	0- 0	0- 0	NEUTRAL	0- 1	0- 0	1- 1				
3- 7	0- 0	0- 2	NON-CONFERENCE	0- 1	0- 1	3- 3				
1- 3	0- 0	0- 1	HOME	0- 0	0- 0	1- 2				
1- 2	0- 0	0- 1	AWAY	0- 0	0- 1	1- 0				
1- 2	0- 0	0- 0	NEUTRAL	0- 1	0- 0	1- 1				
6- 7	0- 0	0- 0	CONFERENCE	0- 0	1- 1	5- 6				
1- 5	0- 0	0- 0	HOME	0- 0	0- 1	1- 4				
5- 2	0- 0	0- 0	AWAY	0- 0	1- 0	4- 2				
0- 0	0- 0	0- 0	NEUTRAL	0- 0	0- 0	0- 0				

RPI 1-25				RPI 26-50				RPI 51-100				RPI 101+				Team's RPI: 258	
RPI	S	Opponent	Score	RPI	S	Opponent	Score	RPI	S	Opponent	Score	RPI	S	Opponent	Score		
				32	H	Elon	67 84	80	N	Penn St.	42 69	109	A	Troy	68 65		
				45	A	Georgia Tech	42 73					109	H	Troy	69 87		
												138	A	Alabama	57 80		
												163	A	Louisiana	65 72		
												163	H	Louisiana	64 70		
												188	N	American	59 58		
												192	A	Morehead St.	68 50		
												195	A	Appalachian St.	59 55		
												195	H	Appalachian St.	63 67		
												206	H	UNCW	66 72		
												226	H	Akron	66 78		
												235	A	South Ala.	55 45		
												235	H	South Ala.	47 77		
												238	A	Ga. Southern	58 54		
												277	A	Coastal Caro.	69 48		
												277	H	Coastal Caro.	67 73		
												278	H	Kennesaw St.	62 59		
												289	N	Eastern Mich.	59 69		
												332	A	La.-Monroe	63 72		
												332	H	La.-Monroe	87 35		
LAST 12 Division I GAMES:																	
				195	A	Appalachian St.	59 55	277	H	Coastal Caro.	67 73						
				277	A	Coastal Caro.	69 48	195	H	Appalachian St.	63 67						
				163	H	Louisiana	64 70	332	A	La.-Monroe	63 72						
				332	H	La.-Monroe	87 35	163	A	Louisiana	65 72						
				109	A	Troy	68 65	235	H	South Ala.	47 77						
				235	A	South Ala.	55 45	109	H	Troy	69 87						

Non-Div I Games: Allen 96 58

Georgia St.

■ Loss,
 ■ Non-Conf,
 ■ S Site,
 ■ H Home
 ■ A Away
 N Neutral

Georgia Tech

Through Games Of Feb. 12, 2017

Average RPI Win:	137	WON-LOST	WINNING	LAST 10	STRENGTH OF	OPP. STRENGTH	TEAM	ADJ.	CONF.	ADJ CONF.
Average RPI Loss:	43	RECORD	PCT. RANK	GAMES	SCHEDULE	OF SCHEDULE	RPI	RPI	RPI	RPI
DIV. I ONLY	14- 11	137	3- 7	10	41	45	45	3	3	
DIV. I NON-CONF.	11- 2	24	0- 0	67	133	30	30	4	4	
TOTALS	RPI 1-25	RPI 26-50	W-L RECORDS	RPI 51-100	RPI 101-150	RPI 150+				
14- 11	0- 5	2- 2	OVERALL	4- 2	2- 2	6- 0				
9- 5	0- 3	1- 2	HOME	2- 0	2- 0	4- 0				
3- 6	0- 2	0- 0	AWAY	1- 2	0- 2	2- 0				
2- 0	0- 0	1- 0	NEUTRAL	1- 0	0- 0	0- 0				
11- 2	0- 0	1- 1	NON-CONFERENCE	3- 0	2- 1	5- 0				
7- 1	0- 0	0- 1	HOME	1- 0	2- 0	4- 0				
2- 1	0- 0	0- 0	AWAY	1- 0	0- 1	1- 0				
2- 0	0- 0	1- 0	NEUTRAL	1- 0	0- 0	0- 0				
3- 9	0- 5	1- 1	CONFERENCE	1- 2	0- 1	1- 0				
2- 4	0- 3	1- 1	HOME	1- 0	0- 0	0- 0				
1- 5	0- 2	0- 0	AWAY	0- 2	0- 1	1- 0				
0- 0	0- 0	0- 0	NEUTRAL	0- 0	0- 0	0- 0				

RPI 1-25				RPI 26-50				Team's RPI: 45	RPI 51-100				RPI 101+			
RPI	S	Opponent	Score	RPI	S	Opponent	Score		RPI	S	Opponent	Score	RPI	S	Opponent	Score
2	A	Notre Dame	69 90	29	N	Missouri	72 70		57	N	Dayton	81 68	101	H	Mercer	70 50
2	H	Notre Dame	38 55	30	H	North Carolina St.	67 75		59	H	Virginia Tech	87 81	103	A	Clemson	61 62
5	H	Florida St.	63 69	31	H	Michigan	52 92		64	A	Middle Tenn.	61 60	136	H	Princeton	67 51
9	H	Duke	68 75	33	H	Syracuse	75 66		66	A	Wake Forest	65 70	138	A	Alabama	65 67
13	A	Louisville	51 91						70	A	Virginia	64 65	162	A	Boston College	71 67
									90	H	Georgia	52 45	195	H	Appalachian St.	81 52
													217	H	Alabama St.	70 48
													239	H	Samford	62 57
													258	H	Georgia St.	73 42
													278	A	Kennesaw St.	86 49
LAST 12 Division I GAMES:																
2	A	Notre Dame	69 90	66	A	Wake Forest	65 70									
30	H	North Carolina St.	67 75	13	A	Louisville	51 91									
59	H	Virginia Tech	87 81	33	H	Syracuse	75 66									
70	A	Virginia	64 65	162	A	Boston College	71 67									
103	A	Clemson	61 62	9	H	Duke	68 75									
5	H	Florida St.	63 69	2	H	Notre Dame	38 55									

Non-Div I Games:

Georgia Tech

■ Loss,
 ■ Non-Conf, S Site,
 ■ Home
 ■ Away
 N Neutral

Average RPI Win: 190	WON-LOST	WINNING	LAST 10	STRENGTH OF	OPP. STRENGTH	TEAM	ADJ.	CONF.	ADJ CONF.
Average RPI Loss: 136	RECORD	PCT. RANK	GAMES	SCHEDULE	OF SCHEDULE	RPI	RPI	RPI	RPI
DIV. I ONLY	21- 4	13	10- 0	222	99	63	63	14	14
DIV. I NON-CONF.	9- 2	37	0- 0	160	38	60	60	13	13
TOTALS	RPI 1-25	RPI 26-50	W-L RECORDS	RPI 51-100	RPI 101-150	RPI 150+			
21- 4	1- 1	0- 1	OVERALL	3- 0	3- 0	14- 2			
13- 1	0- 0	0- 0	HOME	3- 0	1- 0	9- 1			
7- 1	1- 0	0- 0	AWAY	0- 0	2- 0	4- 1			
1- 2	0- 1	0- 1	NEUTRAL	0- 0	0- 0	1- 0			
9- 2	1- 1	0- 1	NON-CONFERENCE	2- 0	1- 0	5- 0			
6- 0	0- 0	0- 0	HOME	2- 0	0- 0	4- 0			
2- 0	1- 0	0- 0	AWAY	0- 0	1- 0	0- 0			
1- 2	0- 1	0- 1	NEUTRAL	0- 0	0- 0	1- 0			
12- 2	0- 0	0- 0	CONFERENCE	1- 0	2- 0	9- 2			
7- 1	0- 0	0- 0	HOME	1- 0	1- 0	5- 1			
5- 1	0- 0	0- 0	AWAY	0- 0	1- 0	4- 1			
0- 0	0- 0	0- 0	NEUTRAL	0- 0	0- 0	0- 0			

RPI 1-25				RPI 26-50				RPI 51-100 Team's RPI: 63				RPI 101+			
RPI	S	Opponent	Score	RPI	S	Opponent	Score	RPI	S	Opponent	Score	RPI	S	Opponent	Score
5	N	Florida St.	69 87	31	N	Michigan	66 78	51	H	Northwestern	67 56	123	A	St. Mary's (CA)	79 75
11	A	Stanford	68 63					88	H	Washington St.	79 61	123	H	St. Mary's (CA)	59 58
								92	H	BYU	87 52	126	A	Eastern Wash.	73 54
												153	A	Santa Clara	50 49
												153	H	Santa Clara	51 39
												158	H	San Francisco	61 46
												212	A	Loyola Marymount	80 56
												212	H	Loyola Marymount	73 61
												216	H	Pacific	63 65
												223	H	Presbyterian	79 39
												232	A	San Diego	57 55
												246	H	Colgate	72 42
												268	A	Portland	85 50
												268	H	Portland	67 55
												293	A	Pepperdine	69 79
												293	H	Pepperdine	83 61
												298	H	Nicholls St.	78 46
												327	H	UC Irvine	102 38
												329	N	Winthrop	71 41
LAST 12 Division I GAMES:															
123	H	St. Mary's (CA)	59 58	268	A	Portland	85 50								
212	H	Loyola Marymount	73 61	153	H	Santa Clara	51 39								
153	A	Santa Clara	50 49	123	A	St. Mary's (CA)	79 75								
92	H	BYU	87 52	212	A	Loyola Marymount	80 56								
293	H	Pepperdine	83 61	268	H	Portland	67 55								
232	A	San Diego	57 55	158	H	San Francisco	61 46								

Non-Div I Games:

Gonzaga

■ Loss,
 ■ Non-Conf, S Site,
 ■ Home
 ■ Away
 N Neutral

Average RPI Win: 289	WON-LOST	WINNING	LAST 10	STRENGTH OF	OPP. STRENGTH	TEAM	ADJ.	CONF.	ADJ CONF.
Average RPI Loss: 146	RECORD	PCT. RANK	GAMES	SCHEDULE	OF SCHEDULE	RPI	RPI	RPI	RPI
DIV. I ONLY	11- 12	185	7- 3	311	274	218	218	30	30
DIV. I NON-CONF.	2- 9	293	0- 0	236	53	266	266	30	30
TOTALS	RPI 1-25	RPI 26-50	W-L RECORDS	RPI 51-100	RPI 101-150	RPI 150+			
11- 12	0- 1	0- 1	OVERALL	0- 2	0- 3	11- 5			
5- 2	0- 0	0- 0	HOME	0- 0	0- 0	5- 2			
6- 8	0- 0	0- 0	AWAY	0- 0	0- 0	6- 1			
0- 2	0- 0	0- 0	NEUTRAL	0- 1	0- 1	0- 0			
2- 9	0- 1	0- 1	NON-CONFERENCE	0- 2	0- 3	2- 2			
0- 1	0- 0	0- 0	HOME	0- 0	0- 0	0- 1			
2- 6	0- 1	0- 1	AWAY	0- 1	0- 2	2- 1			
0- 2	0- 0	0- 0	NEUTRAL	0- 1	0- 1	0- 0			
9- 3	0- 0	0- 0	CONFERENCE	0- 0	0- 0	9- 3			
5- 1	0- 0	0- 0	HOME	0- 0	0- 0	5- 1			
4- 2	0- 0	0- 0	AWAY	0- 0	0- 0	4- 2			
0- 0	0- 0	0- 0	NEUTRAL	0- 0	0- 0	0- 0			

RPI 1-25				RPI 26-50				RPI 51-100				RPI 101+ Team's RPI: 218			
RPI	S	Opponent	Score	RPI	S	Opponent	Score	RPI	S	Opponent	Score	RPI	S	Opponent	Score
20	A	Miami (FL)	61 89	41	A	Tulane	56 79	54	A	Southern California	64 75	115	A	Arizona	46 73
								87	N	SMU	36 56	116	N	Fordham	53 59
												121	A	TCU	47 83
												156	A	Louisiana Tech	55 69
												203	A	Texas Southern	61 69
												203	H	Texas Southern	64 52
												217	A	Alabama St.	60 45
												247	A	Southern U.	70 63
												247	H	Southern U.	68 71
												279	H	Ark.-Pine Bluff	56 54
												290	A	Alcorn	67 63
												290	H	Alcorn	86 63
												296	A	Prairie View	49 51
												298	H	Nicholls St.	60 71
												299	H	Mississippi Val.	88 67
												331	A	Southeastern La.	87 71
												332	A	La.-Monroe	59 54
												346	H	Jackson St.	90 85
												349	A	Alabama A&M	68 53
LAST 12 Division I GAMES:															
203	H	Texas Southern	64 52	296	A	Prairie View	49 51								
290	A	Alcorn	67 63	203	A	Texas Southern	61 69								
247	A	Southern U.	70 63	290	H	Alcorn	86 63								
299	H	Mississippi Val.	88 67	247	H	Southern U.	68 71								
279	H	Ark.-Pine Bluff	56 54	349	A	Alabama A&M	68 53								
346	H	Jackson St.	90 85	217	A	Alabama St.	60 45								

Non-Div I Games:

Grambling

■ Loss,
 ■ Non-Conf,
 S Site,
 ■ Home
 ■ Away
 N Neutral

Grand Canyon

Through Games Of Feb. 12, 2017

Average RPI Win:	284	WON-LOST	WINNING	LAST 10	STRENGTH OF	OPP. STRENGTH	TEAM	ADJ.	CONF.	ADJ CONF.
Average RPI Loss:	175	RECORD	PCT. RANK	GAMES	SCHEDULE	OF SCHEDULE	RPI	RPI	RPI	RPI
DIV. I ONLY	11- 10	159	4- 5	294	302	222	222	29	29	
DIV. I NON-CONF.	7- 5	137	1- 1	286	206	195	195	29	29	
TOTALS	RPI 1-25	RPI 26-50	W-L RECORDS	RPI 51-100	RPI 101-150	RPI 150+				
11- 10	0- 2	0- 0	OVERALL	0- 0	1- 0	10- 8				
9- 2	0- 1	0- 0	HOME	0- 0	1- 0	8- 1				
2- 8	0- 1	0- 0	AWAY	0- 0	0- 0	2- 7				
0- 0	0- 0	0- 0	NEUTRAL	0- 0	0- 0	0- 0				
7- 5	0- 2	0- 0	NON-CONFERENCE	0- 0	1- 0	6- 3				
6- 1	0- 1	0- 0	HOME	0- 0	1- 0	5- 0				
1- 4	0- 1	0- 0	AWAY	0- 0	0- 0	1- 3				
0- 0	0- 0	0- 0	NEUTRAL	0- 0	0- 0	0- 0				
4- 5	0- 0	0- 0	CONFERENCE	0- 0	0- 0	4- 5				
3- 1	0- 0	0- 0	HOME	0- 0	0- 0	3- 1				
1- 4	0- 0	0- 0	AWAY	0- 0	0- 0	1- 4				
0- 0	0- 0	0- 0	NEUTRAL	0- 0	0- 0	0- 0				

RPI	S	Opponent	Score	RPI	S	Opponent	Score	RPI	S	Opponent	Score	RPI	S	Opponent	Score	Team's RPI: 222
6	H	Washington	66 101					124	H	Idaho	64 60					
9	A	Duke	47 90					173	A	UC Riverside	64 77					
								178	A	New Mexico St.	60 67					
								178	H	New Mexico St.	65 81					
								187	A	Rice	50 64					
								225	A	Seattle U	60 86					
								259	H	Cal Poly	64 59					
								260	A	UTRGV	49 52					
								260	H	UTRGV	60 59					
								264	A	CSU Bakersfield	59 74					
								266	A	Hawaii	47 51					
								286	A	Southern Utah	76 73					
								290	H	Alcorn	77 44					
								295	H	Denver	73 70					
								305	H	Northern Ariz.	76 65					
								318	H	UMKC	75 64					
								328	A	Utah Valley	62 46					
								330	H	Fla. Atlantic	81 60					
								333	H	Chicago St.	57 39					
LAST 12 Division I GAMES:																
178	A	New Mexico St.	60 67	260	H	UTRGV	60 59									
260	A	UTRGV	49 52	178	H	New Mexico St.	65 81									
264	A	CSU Bakersfield	59 74	328	A	Utah Valley	62 46									
333	H	Chicago St.	57 39	266	A	Hawaii	47 51									
318	H	UMKC	75 64	305	H	Northern Ariz.	76 65									
225	A	Seattle U	60 86	286	A	Southern Utah	76 73									

Non-Div I Games: Chaminade 85 55

Grand Canyon

Loss, Non-Conf, S Site, H Home A Away N Neutral

Average RPI Win:	174	WON-LOST	WINNING	LAST 10	STRENGTH OF	OPP. STRENGTH	TEAM	ADJ.	CONF.	ADJ CONF.
Average RPI Loss:	128	RECORD	PCT. RANK	GAMES	SCHEDULE	OF SCHEDULE	RPI	RPI	RPI	RPI
DIV. I ONLY	21- 4	13	3- 3	103	141	34	34	20	20	
DIV. I NON-CONF.	9- 2	37	0- 1	11	15	5	5	21	21	
TOTALS	RPI 1-25	RPI 26-50	W-L RECORDS	RPI 51-100	RPI 101-150	RPI 150+				
21- 4	0- 1	5- 0	OVERALL	2- 0	2- 1	12- 2				
12- 1	0- 0	3- 0	HOME	0- 0	2- 0	7- 1				
9- 3	0- 1	2- 0	AWAY	2- 0	0- 1	5- 1				
0- 0	0- 0	0- 0	NEUTRAL	0- 0	0- 0	0- 0				
9- 2	0- 1	5- 0	NON-CONFERENCE	2- 0	0- 0	2- 1				
4- 1	0- 0	3- 0	HOME	0- 0	0- 0	1- 1				
5- 1	0- 1	2- 0	AWAY	2- 0	0- 0	1- 0				
0- 0	0- 0	0- 0	NEUTRAL	0- 0	0- 0	0- 0				
12- 2	0- 0	0- 0	CONFERENCE	0- 0	2- 1	10- 1				
8- 0	0- 0	0- 0	HOME	0- 0	2- 0	6- 0				
4- 2	0- 0	0- 0	AWAY	0- 0	0- 1	4- 1				
0- 0	0- 0	0- 0	NEUTRAL	0- 0	0- 0	0- 0				

RPI 1-25				RPI 26-50				Team's RPI: 34				RPI 51-100				RPI 101+			
RPI	S	Opponent	Score	RPI	S	Opponent	Score	RPI	S	Opponent	Score	RPI	S	Opponent	Score	RPI	S	Opponent	Score
2	A	Notre Dame	67 71	32	H	Elon	71 56	75	A	Belmont	62 53	139	A	Detroit	72 76				
				37	A	South Dakota St.	67 43	77	A	Chattanooga	71 55	139	H	Detroit	60 55				
				38	H	Drake	71 48					149	H	Wright St.	62 41				
				42	A	Marquette	78 63					165	A	Oakland	71 74				
				43	H	Little Rock	57 31					165	H	Oakland	89 47				
												171	H	Milwaukee	89 47				
												186	A	Cleveland St.	65 51				
												186	H	Cleveland St.	79 60				
												207	H	Wisconsin	53 54				
												215	A	Bradley	68 43				
												236	H	Butler	61 34				
												282	H	Northern Ky.	70 39				
												312	A	Valparaiso	75 36				
												312	H	Valparaiso	56 35				
												313	A	Youngstown St.	84 51				
												313	H	Youngstown St.	75 41				
												325	A	Ill.-Chicago	79 65				
LAST 12 Division I GAMES:																			
2	A	Notre Dame	67 71	313	A	Youngstown St.	84 51												
313	H	Youngstown St.	75 41	171	H	Milwaukee	89 47												
186	H	Cleveland St.	79 60	312	H	Valparaiso	56 35												
139	A	Detroit	72 76	165	H	Oakland	89 47												
165	A	Oakland	71 74	139	H	Detroit	60 55												
186	A	Cleveland St.	65 51	325	A	Ill.-Chicago	79 65												

Non-Div I Games:

Green Bay

■ Loss,
 ■ Non-Conf, S Site,
 ■ Home
 ■ Away
 N Neutral

Average RPI Win:	266	WON-LOST	WINNING	LAST 10	STRENGTH OF	OPP. STRENGTH	TEAM	ADJ.	CONF.	ADJ CONF.
Average RPI Loss:	112	RECORD	PCT. RANK	GAMES	SCHEDULE	OF SCHEDULE	RPI	RPI	RPI	RPI
DIV. I ONLY	14- 10	126	7- 3	256	227	170	170	32	32	
DIV. I NON-CONF.	6- 7	182	1- 0	69	37	89	89	31	31	
TOTALS	RPI 1-25	RPI 26-50	W-L RECORDS	RPI 51-100	RPI 101-150	RPI 150+				
14- 10	1- 1	0- 3	OVERALL	0- 2	1- 1	12- 3				
7- 2	1- 0	0- 0	HOME	0- 0	0- 0	6- 2				
3- 8	0- 1	0- 3	AWAY	0- 2	0- 1	3- 1				
4- 0	0- 0	0- 0	NEUTRAL	0- 0	1- 0	3- 0				
6- 7	1- 1	0- 3	NON-CONFERENCE	0- 2	1- 1	4- 0				
2- 0	1- 0	0- 0	HOME	0- 0	0- 0	1- 0				
0- 7	0- 1	0- 3	AWAY	0- 2	0- 1	0- 0				
4- 0	0- 0	0- 0	NEUTRAL	0- 0	1- 0	3- 0				
8- 3	0- 0	0- 0	CONFERENCE	0- 0	0- 0	8- 3				
5- 2	0- 0	0- 0	HOME	0- 0	0- 0	5- 2				
3- 1	0- 0	0- 0	AWAY	0- 0	0- 0	3- 1				
0- 0	0- 0	0- 0	NEUTRAL	0- 0	0- 0	0- 0				

RPI 1-25				RPI 26-50				RPI 51-100				RPI 101+ Team's RPI: 170			
RPI	S	Opponent	Score	RPI	S	Opponent	Score	RPI	S	Opponent	Score	RPI	S	Opponent	Score
3	A	South Carolina	38 92	30	A	North Carolina St.	56 81	51	A	Northwestern	48 67	129	N	Maine	58 49
25	H	Temple	71 65	39	A	James Madison	50 71	91	A	FGCU	49 60	132	A	Old Dominion	58 61
				47	A	Iowa	51 84					228	H	Howard	62 67
												229	H	Richmond	72 45
												239	N	Samford	63 57
												240	H	UMES	65 68
												256	A	Norfolk St.	58 57
												262	A	Savannah St.	51 55
												262	H	Savannah St.	75 46
												273	H	N.C. A&T	64 57
												300	H	Coppin St.	78 54
												316	N	Saint Peter's	71 42
												317	N	Lafayette	58 55
												343	H	N.C. Central	60 36
												344	A	South Carolina St.	51 50
												344	H	South Carolina St.	80 46
												347	A	Delaware St.	83 52
LAST 12 Division I GAMES:															
228	H	Howard	62 67	343	H	N.C. Central	60 36								
344	A	South Carolina St.	51 50	347	A	Delaware St.	83 52								
262	A	Savannah St.	51 55	262	H	Savannah St.	75 46								
240	H	UMES	65 68	344	H	South Carolina St.	80 46								
300	H	Coppin St.	78 54	273	H	N.C. A&T	64 57								
256	A	Norfolk St.	58 57	239	N	Samford	63 57								

Non-Div I Games:

Hampton

 Loss,
 Non-Conf,
 S Site,
 H Home
 A Away
N Neutral

Average RPI Win:	237	WON-LOST	WINNING	LAST 10	STRENGTH OF	OPP. STRENGTH	TEAM	ADJ.	CONF.	ADJ CONF.
Average RPI Loss:	150	RECORD	PCT. RANK	GAMES	SCHEDULE	OF SCHEDULE	RPI	RPI	RPI	RPI
DIV. I ONLY	15- 10	113	4- 6	257	222	182	182	22	22	
DIV. I NON-CONF.	9- 4	85	0- 0	202	233	123	123	22	22	
TOTALS	RPI 1-25	RPI 26-50	W-L RECORDS	RPI 51-100	RPI 101-150	RPI 150+				
15- 10	0- 0	0- 1	OVERALL	0- 2	1- 3	14- 4				
7- 5	0- 0	0- 1	HOME	0- 1	0- 1	7- 2				
6- 5	0- 0	0- 0	AWAY	0- 1	1- 2	5- 2				
2- 0	0- 0	0- 0	NEUTRAL	0- 0	0- 0	2- 0				
9- 4	0- 0	0- 1	NON-CONFERENCE	0- 1	1- 0	8- 2				
3- 3	0- 0	0- 1	HOME	0- 1	0- 0	3- 1				
4- 1	0- 0	0- 0	AWAY	0- 0	1- 0	3- 1				
2- 0	0- 0	0- 0	NEUTRAL	0- 0	0- 0	2- 0				
6- 6	0- 0	0- 0	CONFERENCE	0- 1	0- 3	6- 2				
4- 2	0- 0	0- 0	HOME	0- 0	0- 1	4- 1				
2- 4	0- 0	0- 0	AWAY	0- 1	0- 2	2- 1				
0- 0	0- 0	0- 0	NEUTRAL	0- 0	0- 0	0- 0				

RPI S	Opponent	Score	RPI S	Opponent	Score	RPI S	Opponent	Score	RPI S	Opponent	Score	Team's RPI: 182
46	H Quinnipiac	59 82	91	H FGCU	63 70	117	A Delaware	67 66				
			94	A New Hampshire	50 58	129	A Maine	62 73				
						129	H Maine	60 66				
						140	A Albany (NY)	71 82				
						162	H Boston College	65 56				
						168	H Providence	65 77				
						189	A Hofstra	69 67				
						194	A Siena	80 76				
						197	H Sacred Heart	81 64				
						198	H Binghamton	76 73				
						209	N Monmouth	75 72				
						210	A UMBC	80 73				
						210	H UMBC	47 64				
						220	A Niagara	62 75				
						256	N Norfolk St.	61 51				
						263	H Stony Brook	65 52				
						275	A Vermont	70 76				
						275	H Vermont	68 55				
						294	H Massachusetts	75 56				
						308	A Central Conn. St.	68 58				
						338	A UMass Lowell	84 64				
						338	H UMass Lowell	80 59				
LAST 12 Division I GAMES:												
338	A UMass Lowell	84 64	94	A New Hampshire	50 58							
210	H UMBC	47 64	263	H Stony Brook	65 52							
129	H Maine	60 66	129	A Maine	62 73							
275	A Vermont	70 76	338	H UMass Lowell	80 59							
140	A Albany (NY)	71 82	210	A UMBC	80 73							
198	H Binghamton	76 73	275	H Vermont	68 55							

Non-Div I Games:

Hartford

■ Loss,
 ■ Non-Conf,
 ■ S Site,
 ■ H Home
 ■ A Away
 N Neutral

Average RPI Win:	177	WON-LOST	WINNING	LAST 10	STRENGTH OF	OPP. STRENGTH	TEAM	ADJ.	CONF.	ADJ CONF.
Average RPI Loss:	97	RECORD	PCT. RANK	GAMES	SCHEDULE	OF SCHEDULE	RPI	RPI	RPI	RPI
DIV. I ONLY	18- 3	10	8- 2	113	145	28	28	9	9	
DIV. I NON-CONF.	12- 1	7	4- 0	136	187	22	22	9	9	
TOTALS	RPI 1-25	RPI 26-50	W-L RECORDS	RPI 51-100	RPI 101-150	RPI 150+				
18- 3	1- 0	0- 0	OVERALL	1- 2	5- 1	11- 0				
10- 0	1- 0	0- 0	HOME	0- 0	4- 0	5- 0				
6- 3	0- 0	0- 0	AWAY	0- 2	1- 1	5- 0				
2- 0	0- 0	0- 0	NEUTRAL	1- 0	0- 0	1- 0				
12- 1	1- 0	0- 0	NON-CONFERENCE	1- 1	2- 0	8- 0				
5- 0	1- 0	0- 0	HOME	0- 0	1- 0	3- 0				
5- 1	0- 0	0- 0	AWAY	0- 1	1- 0	4- 0				
2- 0	0- 0	0- 0	NEUTRAL	1- 0	0- 0	1- 0				
6- 2	0- 0	0- 0	CONFERENCE	0- 1	3- 1	3- 0				
5- 0	0- 0	0- 0	HOME	0- 0	3- 0	2- 0				
1- 2	0- 0	0- 0	AWAY	0- 1	0- 1	1- 0				
0- 0	0- 0	0- 0	NEUTRAL	0- 0	0- 0	0- 0				

RPI 1-25				RPI 26-50				Team's RPI: 28				RPI 51-100				RPI 101+			
RPI	S	Opponent	Score	RPI	S	Opponent	Score	RPI	S	Opponent	Score	RPI	S	Opponent	Score	RPI	S	Opponent	Score
25	H	Temple	73 62									62	A	Minnesota	87 103	127	H	Cornell	62 59
												72	N	Buffalo	74 62	129	H	Maine	69 62
												93	A	Penn	43 63	136	A	Princeton	58 63
																143	H	Yale	76 56
																147	A	Kansas	69 59
																148	H	Brown	69 59
																164	A	La Salle	66 64
																169	H	Fairfield	58 44
																175	H	Columbia	70 68
																194	A	Siena	65 58
																197	A	Sacred Heart	68 60
																231	A	Dartmouth	70 61
																231	H	Dartmouth	70 65
																234	N	UNC Asheville	79 62
																239	H	Samford	57 52
																249	A	Boston U.	65 52
																315	H	NJIT	59 38
LAST 12 Division I GAMES:																			
143	H	Yale	76 56	231	A	Dartmouth	70 61												
148	H	Brown	69 59	164	A	La Salle	66 64												
136	A	Princeton	58 63	231	H	Dartmouth	70 65												
93	A	Penn	43 63	72	N	Buffalo	74 62												
175	H	Columbia	70 68	234	N	UNC Asheville	79 62												
127	H	Cornell	62 59	194	A	Siena	65 58												

Non-Div I Games:

Harvard

■ Loss,
■ Non-Conf, S Site,
■ Home
■ Away
N Neutral

Average RPI Win: 271	WON-LOST	WINNING	LAST 10	STRENGTH OF	OPP. STRENGTH	TEAM	ADJ.	CONF.	ADJ CONF.
Average RPI Loss: 143	RECORD	PCT. RANK	GAMES	SCHEDULE	OF SCHEDULE	RPI	RPI	RPI	RPI
DIV. I ONLY	7- 15	275	4- 6	174	215	266	266	25	25
DIV. I NON-CONF.	3- 8	262	1- 0	93	111	239	239	24	24
TOTALS	RPI 1-25	RPI 26-50	W-L RECORDS	RPI 51-100	RPI 101-150	RPI 150+			
7- 15	0- 2	0- 1	OVERALL	0- 2	0- 2	7- 8			
6- 5	0- 1	0- 1	HOME	0- 0	0- 0	6- 3			
1- 10	0- 1	0- 0	AWAY	0- 2	0- 2	1- 5			
0- 0	0- 0	0- 0	NEUTRAL	0- 0	0- 0	0- 0			
3- 8	0- 2	0- 1	NON-CONFERENCE	0- 2	0- 0	3- 3			
3- 3	0- 1	0- 1	HOME	0- 0	0- 0	3- 1			
0- 5	0- 1	0- 0	AWAY	0- 2	0- 0	0- 2			
0- 0	0- 0	0- 0	NEUTRAL	0- 0	0- 0	0- 0			
4- 7	0- 0	0- 0	CONFERENCE	0- 0	0- 2	4- 5			
3- 2	0- 0	0- 0	HOME	0- 0	0- 0	3- 2			
1- 5	0- 0	0- 0	AWAY	0- 0	0- 2	1- 3			
0- 0	0- 0	0- 0	NEUTRAL	0- 0	0- 0	0- 0			

RPI 1-25				RPI 26-50				RPI 51-100				RPI 101+ Team's RPI: 266			
RPI	S	Opponent	Score	RPI	S	Opponent	Score	RPI	S	Opponent	Score	RPI	S	Opponent	Score
4	H	Mississippi St.	41 66	36	H	Oregon	49 86	54	A	Southern California	44 76	102	A	UC Davis	55 70
12	A	UCLA	49 72					89	A	Boise St.	49 61	111	A	Long Beach St.	57 68
												166	A	CSUN	56 67
												173	A	UC Riverside	45 63
												173	H	UC Riverside	59 79
												178	H	New Mexico St.	56 53
												199	H	San Jose St.	61 77
												222	H	Grand Canyon	51 47
												243	A	UC Santa Barbara	62 74
												243	H	UC Santa Barbara	52 67
												259	A	Cal Poly	87 79
												259	H	Cal Poly	66 57
												264	A	CSU Bakersfield	51 58
												283	A	Nevada	59 67
												313	H	Youngstown St.	72 50
												327	H	UC Irvine	79 62
												340	H	Cal St. Fullerton	60 50
LAST 12 Division I GAMES:															
243	H	UC Santa Barbara	52 67	243	A	UC Santa Barbara	62 74								
173	H	UC Riverside	59 79	259	A	Cal Poly	87 79								
166	A	CSUN	56 67	340	H	Cal St. Fullerton	60 50								
173	A	UC Riverside	45 63	102	A	UC Davis	55 70								
259	H	Cal Poly	66 57	111	A	Long Beach St.	57 68								
327	H	UC Irvine	79 62	222	H	Grand Canyon	51 47								

Non-Div I Games: Hawaii Pacific 88 54

Hawaii

Average RPI Win:	287	WON-LOST	WINNING	LAST 10	STRENGTH OF	OPP. STRENGTH	TEAM	ADJ.	CONF.	ADJ CONF.
Average RPI Loss:	185	RECORD	PCT. RANK	GAMES	SCHEDULE	OF SCHEDULE	RPI	RPI	RPI	RPI
DIV. I ONLY	8- 13	235	7- 3	289	300	271	271	28	28	
DIV. I NON-CONF.	0- 9	335	0- 0	164	220	333	333	28	28	
TOTALS	RPI 1-25	RPI 26-50	W-L RECORDS	RPI 51-100	RPI 101-150	RPI 150+				
8- 13	0- 0	0- 1	OVERALL	0- 1	0- 3	8- 8				
4- 5	0- 0	0- 1	HOME	0- 0	0- 1	4- 3				
4- 8	0- 0	0- 0	AWAY	0- 0	0- 0	4- 0				
0- 0	0- 0	0- 0	NEUTRAL	0- 0	0- 0	0- 0				
0- 9	0- 0	0- 1	NON-CONFERENCE	0- 1	0- 2	0- 5				
0- 4	0- 0	0- 1	HOME	0- 0	0- 1	0- 2				
0- 5	0- 0	0- 0	AWAY	0- 1	0- 1	0- 3				
0- 0	0- 0	0- 0	NEUTRAL	0- 0	0- 0	0- 0				
8- 4	0- 0	0- 0	CONFERENCE	0- 0	0- 1	8- 3				
4- 1	0- 0	0- 0	HOME	0- 0	0- 0	4- 1				
4- 3	0- 0	0- 0	AWAY	0- 0	0- 1	4- 2				
0- 0	0- 0	0- 0	NEUTRAL	0- 0	0- 0	0- 0				

RPI S	Opponent	Score	RPI S	Opponent	Score	RPI S	Opponent	Score	RPI S	Opponent	Score	Team's RPI: 271
40	H Ohio	48 76	56	A West Virginia	59 82	110	A Ole Miss	62 73	119	H Stetson	47 81	
						137	A Radford	56 59	184	A UAB	66 75	
						208	A Campbell	33 58	223	H Presbyterian	87 60	
						224	H UNCG	67 69	234	A UNC Asheville	76 60	
						234	H UNC Asheville	81 70	248	A Liberty	74 81	
						250	H Charleston So.	68 74	256	H Norfolk St.	60 63	
						287	A Davidson	72 82	288	A Western Caro.	64 73	
						307	A Gardner-Webb	84 65	307	H Gardner-Webb	71 69	
						329	A Winthrop	70 57	329	H Winthrop	88 43	
						329	H Winthrop	88 43	336	A Longwood	80 49	
LAST 12 Division I GAMES:												
307	A Gardner-Webb	84 65	307	H Gardner-Webb	71 69							
329	A Winthrop	70 57	137	A Radford	56 59							
234	H UNC Asheville	81 70	234	A UNC Asheville	76 60							
336	A Longwood	80 49	250	H Charleston So.	68 74							
223	H Presbyterian	87 60	248	A Liberty	74 81							
208	A Campbell	33 58	329	H Winthrop	88 43							

Non-Div I Games: Spring Hill 74 58 Brevard 89 42

High Point

Loss, Non-Conf, S Site, H Home A Away N Neutral

Hofstra

Through Games Of Feb. 12, 2017

Average RPI Win: 207	WON-LOST	WINNING	LAST 10	STRENGTH OF	OPP. STRENGTH	TEAM	ADJ.	CONF.	ADJ CONF.
Average RPI Loss: 128	RECORD	PCT. RANK	GAMES	SCHEDULE	OF SCHEDULE	RPI	RPI	RPI	RPI
DIV. I ONLY	10- 14	220	2- 8	120	162	189	189	8	8
DIV. I NON-CONF.	7- 4	114	0- 0	198	321	126	126	8	8
TOTALS	RPI 1-25	RPI 26-50	W-L RECORDS	RPI 51-100	RPI 101-150	RPI 150+			
10- 14	0- 0	0- 3	OVERALL	0- 2	3- 4	7- 5			
6- 6	0- 0	0- 2	HOME	0- 0	1- 1	5- 3			
4- 8	0- 0	0- 1	AWAY	0- 2	2- 3	2- 2			
0- 0	0- 0	0- 0	NEUTRAL	0- 0	0- 0	0- 0			
7- 4	0- 0	0- 0	NON-CONFERENCE	0- 1	2- 1	5- 2			
4- 1	0- 0	0- 0	HOME	0- 0	0- 0	4- 1			
3- 3	0- 0	0- 0	AWAY	0- 1	2- 1	1- 1			
0- 0	0- 0	0- 0	NEUTRAL	0- 0	0- 0	0- 0			
3- 10	0- 0	0- 3	CONFERENCE	0- 1	1- 3	2- 3			
2- 5	0- 0	0- 2	HOME	0- 0	1- 1	1- 2			
1- 5	0- 0	0- 1	AWAY	0- 1	0- 2	1- 1			
0- 0	0- 0	0- 0	NEUTRAL	0- 0	0- 0	0- 0			

RPI S	Opponent	Score	RPI S	Opponent	Score	RPI S	Opponent	Score	RPI S	Opponent	Score	Team's RPI: 189
32	H Elon	53 64	39	A James Madison	57 93	68	A Drexel	43 65	102	A UC Davis	64 60	
39	H James Madison	50 61				72	A Buffalo	50 74	104	A Saint Joseph's	75 64	
									117	A Delaware	45 56	
									117	H Delaware	56 73	
									125	A Navy	69 78	
									128	A William & Mary	65 81	
									128	H William & Mary	64 61	
									180	H Northeastern	51 53	
									182	H Hartford	67 69	
									188	H American	72 67	
									191	A Towson	70 61	
									204	A Col. of Charleston	55 71	
									204	H Col. of Charleston	85 81	
									206	H UNCW	54 56	
									253	H Marist	62 42	
									263	A Stony Brook	67 64	
									284	A Sacramento St.	85 97	
									294	H Massachusetts	71 55	
									347	H Delaware St.	64 44	
LAST 12 Division I GAMES:												
117	A Delaware	45 56	204	A Col. of Charleston	55 71							
204	H Col. of Charleston	85 81	68	A Drexel	43 65							
128	A William & Mary	65 81	206	H UNCW	54 56							
128	H William & Mary	64 61	117	H Delaware	56 73							
39	H James Madison	50 61	191	A Towson	70 61							
32	H Elon	53 64	39	A James Madison	57 93							

Non-Div I Games:

Hofstra

■ Loss,
■ Non-Conf,
■ S Site,
■ H Home
■ A Away
N Neutral

Holy Cross

Through Games Of Feb. 12, 2017

Average RPI Win:	245	WON-LOST	WINNING	LAST 10	STRENGTH OF	OPP. STRENGTH	TEAM	ADJ.	CONF.	ADJ CONF.
Average RPI Loss:	196	RECORD	PCT. RANK	GAMES	SCHEDULE	OF SCHEDULE	RPI	RPI	RPI	RPI
DIV. I ONLY	6- 18	299	4- 6	292	260	319	319	23	23	
DIV. I NON-CONF.	2- 9	293	0- 0	309	247	340	340	25	25	
TOTALS	RPI 1-25	RPI 26-50	W-L RECORDS	RPI 51-100	RPI 101-150	RPI 150+				
6- 18	0- 0	0- 2	OVERALL	1- 2	0- 3	5- 11				
4- 8	0- 0	0- 1	HOME	1- 1	0- 2	3- 4				
2- 10	0- 0	0- 1	AWAY	0- 1	0- 1	2- 7				
0- 0	0- 0	0- 0	NEUTRAL	0- 0	0- 0	0- 0				
2- 9	0- 0	0- 2	NON-CONFERENCE	0- 1	0- 1	2- 5				
2- 3	0- 0	0- 1	HOME	0- 1	0- 1	2- 0				
0- 6	0- 0	0- 1	AWAY	0- 0	0- 0	0- 5				
0- 0	0- 0	0- 0	NEUTRAL	0- 0	0- 0	0- 0				
4- 9	0- 0	0- 0	CONFERENCE	1- 1	0- 2	3- 6				
2- 5	0- 0	0- 0	HOME	1- 0	0- 1	1- 4				
2- 4	0- 0	0- 0	AWAY	0- 1	0- 1	2- 2				
0- 0	0- 0	0- 0	NEUTRAL	0- 0	0- 0	0- 0				

RPI S	Opponent	Score	RPI S	Opponent	Score	RPI S	Opponent	Score	RPI S	Opponent	Score	Team's RPI: 319
26	A Arizona St.	33 63	74	A Bucknell	48 77	125	A Navy	56 57				
46	H Quinnipiac	55 78	74	H Bucknell	63 51	125	H Navy	71 73				
			80	H Penn St.	48 84	143	H Yale	70 71				
						159	H Army West Point	59 67				
						188	A American	61 60				
						231	A Dartmouth	49 53				
						246	A Colgate	52 70				
						246	H Colgate	54 62				
						249	H Boston U.	49 66				
						253	H Marist	50 46				
						275	A Vermont	52 63				
						281	A Manhattan	56 60				
						294	A Massachusetts	66 69				
						301	A Bryant	74 76				
						302	A Lehigh	64 80				
						302	H Lehigh	65 47				
						317	A Lafayette	67 61				
						317	H Lafayette	70 85				
						338	H UMass Lowell	62 47				
LAST 12 Division I GAMES:												
302	A Lehigh	64 80	159	H Army West Point	59 67							
317	H Lafayette	70 85	302	H Lehigh	65 47							
74	H Bucknell	63 51	317	A Lafayette	67 61							
246	A Colgate	52 70	74	A Bucknell	48 77							
125	H Navy	71 73	246	H Colgate	54 62							
188	A American	61 60	125	A Navy	56 57							

Non-Div I Games:

Holy Cross

Average RPI Win:	210	WON-LOST	WINNING	LAST 10	STRENGTH OF	OPP. STRENGTH	TEAM	ADJ.	CONF.	ADJ CONF.
Average RPI Loss:	96	RECORD	PCT. RANK	GAMES	SCHEDULE	OF SCHEDULE	RPI	RPI	RPI	RPI
DIV. I ONLY	9- 16	250	1- 9	82	94	183	183	5	5	
DIV. I NON-CONF.	7- 6	157	0- 0	142	251	147	147	5	5	
TOTALS	RPI 1-25	RPI 26-50	W-L RECORDS	RPI 51-100	RPI 101-150	RPI 150+				
9- 16	0- 2	0- 2	OVERALL	0- 4	2- 7	7- 1				
5- 7	0- 1	0- 1	HOME	0- 1	1- 3	4- 1				
4- 8	0- 1	0- 1	AWAY	0- 2	1- 4	3- 0				
0- 1	0- 0	0- 0	NEUTRAL	0- 1	0- 0	0- 0				
7- 6	0- 0	0- 0	NON-CONFERENCE	0- 3	0- 2	7- 1				
4- 2	0- 0	0- 0	HOME	0- 0	0- 1	4- 1				
3- 3	0- 0	0- 0	AWAY	0- 2	0- 1	3- 0				
0- 1	0- 0	0- 0	NEUTRAL	0- 1	0- 0	0- 0				
2- 10	0- 2	0- 2	CONFERENCE	0- 1	2- 5	0- 0				
1- 5	0- 1	0- 1	HOME	0- 1	1- 2	0- 0				
1- 5	0- 1	0- 1	AWAY	0- 0	1- 3	0- 0				
0- 0	0- 0	0- 0	NEUTRAL	0- 0	0- 0	0- 0				

RPI	S	Opponent	Score	RPI	S	Opponent	Score	RPI	S	Opponent	Score	RPI	S	Opponent	Score	Team's RPI: 183
1	A	UConn	42 91	41	A	Tulane	56 82	83	A	UNLV	53 64	101	H	Mercer	60 64	
25	H	Temple	57 69	41	H	Tulane	49 57	85	A	Texas Tech	60 84	111	A	Long Beach St.	55 65	
								87	H	SMU	45 66	130	A	UCF	59 85	
								100	N	Central Ark.	55 69	130	H	UCF	48 62	
												141	H	Tulsa	71 66	
												142	A	Cincinnati	64 85	
												142	H	Cincinnati	62 71	
												144	A	East Carolina	73 62	
												145	A	Memphis	65 66	
												161	A	UTSA	56 49	
												163	A	Louisiana	69 64	
												174	H	Texas St.	56 61	
												193	H	Rutgers	53 51	
												204	H	Col. of Charleston	79 63	
												260	A	UTRGV	68 52	
												290	H	Alcorn	85 70	
												331	H	Southeastern La.	83 80	
LAST 12 Division I GAMES:																
142	H	Cincinnati	62 71	87	H	SMU	45 66									
130	A	UCF	59 85	25	H	Temple	57 69									
144	A	East Carolina	73 62	41	A	Tulane	56 82									
41	H	Tulane	49 57	130	H	UCF	48 62									
1	A	UConn	42 91	142	A	Cincinnati	64 85									
145	A	Memphis	65 66	141	H	Tulsa	71 66									

Non-Div I Games:

Houston

■ Loss,
 ■ Non-Conf,
 ■ S Site,
 ■ H Home
 ■ A Away
 N Neutral

Houston Baptist

Through Games Of Feb. 12, 2017

Average RPI Win:	319	WON-LOST	WINNING	LAST 10	STRENGTH OF	OPP. STRENGTH	TEAM	ADJ.	CONF.	ADJ CONF.
Average RPI Loss:	210	RECORD	PCT. RANK	GAMES	SCHEDULE	OF SCHEDULE	RPI	RPI	RPI	RPI
DIV. I ONLY	3- 17	328	2- 8	326	284	345	345	27	27	
DIV. I NON-CONF.	0- 8	335	0- 0	143	168	326	326	27	27	
TOTALS	RPI 1-25	RPI 26-50	W-L RECORDS	RPI 51-100	RPI 101-150	RPI 150+				
3- 17	0- 2	0- 0	OVERALL	0- 2	0- 2	3- 11				
3- 7	0- 0	0- 0	HOME	0- 1	0- 1	3- 5				
0- 10	0- 0	0- 0	AWAY	0- 0	0- 0	0- 4				
0- 0	0- 0	0- 0	NEUTRAL	0- 0	0- 0	0- 0				
0- 8	0- 2	0- 0	NON-CONFERENCE	0- 0	0- 2	0- 4				
0- 4	0- 0	0- 0	HOME	0- 0	0- 1	0- 3				
0- 4	0- 2	0- 0	AWAY	0- 0	0- 1	0- 1				
0- 0	0- 0	0- 0	NEUTRAL	0- 0	0- 0	0- 0				
3- 9	0- 0	0- 0	CONFERENCE	0- 2	0- 0	3- 7				
3- 3	0- 0	0- 0	HOME	0- 1	0- 0	3- 2				
0- 6	0- 0	0- 0	AWAY	0- 1	0- 0	0- 5				
0- 0	0- 0	0- 0	NEUTRAL	0- 0	0- 0	0- 0				

RPI	S	Opponent	Score	RPI	S	Opponent	Score	RPI	S	Opponent	Score	RPI	S	Opponent	Score	Team's RPI: 345
7	A	Baylor	43 118					96	A	SFA	49 86	131	A	Arkansas	40 101	
8	A	Texas	46 98					100	H	Central Ark.	49 80	150	H	Oral Roberts	65 75	
												187	H	Rice	53 79	
												203	H	Texas Southern	34 50	
												211	H	New Orleans	63 73	
												267	A	McNeese	53 68	
												285	H	A&M-Corpus Christi	56 51	
												291	A	UTEP	45 75	
												292	A	Northwestern St.	54 75	
												298	A	Nicholls St.	57 76	
												331	H	Southeastern La.	71 87	
												332	H	La.-Monroe	65 77	
												334	A	Incarinate Word	54 69	
												334	H	Incarinate Word	68 51	
												337	A	Sam Houston St.	63 78	
												337	H	Sam Houston St.	61 51	
LAST 12 Division I GAMES:																
337	A	Sam Houston St.	63 78	334	H	Incarinate Word	68 51									
292	A	Northwestern St.	54 75	100	H	Central Ark.	49 80									
285	H	A&M-Corpus Christi	56 51	267	A	McNeese	53 68									
334	A	Incarinate Word	54 69	331	H	Southeastern La.	71 87									
298	A	Nicholls St.	57 76	337	H	Sam Houston St.	61 51									
211	H	New Orleans	63 73	96	A	SFA	49 86									

Non-Div I Games: S'western Assemblie71 52 Arlington Baptist 75 55

Houston Baptist

Loss, Non-Conf, S Site, H Home A Away N Neutral

Average RPI Win:	295	WON-LOST	WINNING	LAST 10	STRENGTH OF	OPP. STRENGTH	TEAM	ADJ.	CONF.	ADJ CONF.
Average RPI Loss:	201	RECORD	PCT. RANK	GAMES	SCHEDULE	OF SCHEDULE	RPI	RPI	RPI	RPI
DIV. I ONLY	11- 11	173	7- 3	322	343	228	228	32	32	
DIV. I NON-CONF.	4- 8	230	2- 0	253	336	251	251	31	31	
TOTALS	RPI 1-25	RPI 26-50	W-L RECORDS	RPI 51-100	RPI 101-150	RPI 150+				
11- 11	0- 0	0- 1	OVERALL	0- 1	0- 3	11- 6				
6- 1	0- 0	0- 0	HOME	0- 0	0- 0	6- 1				
5- 10	0- 0	0- 1	AWAY	0- 1	0- 3	5- 5				
0- 0	0- 0	0- 0	NEUTRAL	0- 0	0- 0	0- 0				
4- 8	0- 0	0- 1	NON-CONFERENCE	0- 1	0- 3	4- 3				
2- 1	0- 0	0- 0	HOME	0- 0	0- 0	2- 1				
2- 7	0- 0	0- 1	AWAY	0- 1	0- 3	2- 2				
0- 0	0- 0	0- 0	NEUTRAL	0- 0	0- 0	0- 0				
7- 3	0- 0	0- 0	CONFERENCE	0- 0	0- 0	7- 3				
4- 0	0- 0	0- 0	HOME	0- 0	0- 0	4- 0				
3- 3	0- 0	0- 0	AWAY	0- 0	0- 0	3- 3				
0- 0	0- 0	0- 0	NEUTRAL	0- 0	0- 0	0- 0				

RPI S	Opponent	Score	RPI S	Opponent	Score	RPI S	Opponent	Score	RPI S	Opponent	Score	Team's RPI: 228
			31	A Michigan	41 109	56	A West Virginia	49 95	127	A Cornell	55 67	
									142	A Cincinnati	56 66	
									148	A Brown	78 83	
									170	A Hampton	67 62	
									219	A Robert Morris	42 59	
									233	A Bethune-Cookman	54 75	
									240	A UMES	72 71	
									262	H Savannah St.	55 49	
									273	A N.C. A&T	55 63	
									275	H Vermont	64 57	
									300	H Coppin St.	66 58	
									306	H Mt. St. Mary's	95 62	
									315	A NJIT	55 70	
									321	A St. Francis Brooklyn	78 63	
									325	H Ill.-Chicago	63 70	
									341	A Florida A&M	51 55	
									341	H Florida A&M	72 58	
									342	A Fairleigh Dickinson	71 68	
									343	A N.C. Central	73 50	
									344	H South Carolina St.	75 57	
LAST 12 Division I GAMES:												
			170	A Hampton	67 62	273	A N.C. A&T	55 63				
			233	A Bethune-Cookman	54 75	300	H Coppin St.	66 58				
			341	A Florida A&M	51 55	240	A UMES	72 71				
			344	H South Carolina St.	75 57	341	H Florida A&M	72 58				
			262	H Savannah St.	55 49	275	H Vermont	64 57				
			343	A N.C. Central	73 50	342	A Fairleigh Dickinson	71 68				

Non-Div I Games:

Howard

■ Loss,
 ■ Non-Conf,
 ■ S Site,
 ■ H Home
 ■ A Away
 N Neutral

Average RPI Win:	190	WON-LOST	WINNING	LAST 10	STRENGTH OF	OPP. STRENGTH	TEAM	ADJ.	CONF.	ADJ CONF.
Average RPI Loss:	84	RECORD	PCT. RANK	GAMES	SCHEDULE	OF SCHEDULE	RPI	RPI	RPI	RPI
DIV. I ONLY	17- 7	64	8- 2	119	136	61	61	11	11	
DIV. I NON-CONF.	8- 3	67	0- 0	115	147	71	71	10	10	
TOTALS	RPI 1-25	RPI 26-50	W-L RECORDS	RPI 51-100	RPI 101-150	RPI 150+				
17- 7	0- 0	2- 2	OVERALL	3- 3	2- 1	10- 1				
9- 2	0- 0	2- 1	HOME	1- 1	1- 0	5- 0				
8- 5	0- 0	0- 1	AWAY	2- 2	1- 1	5- 1				
0- 0	0- 0	0- 0	NEUTRAL	0- 0	0- 0	0- 0				
8- 3	0- 0	1- 1	NON-CONFERENCE	1- 2	1- 0	5- 0				
3- 2	0- 0	1- 1	HOME	0- 1	0- 0	2- 0				
5- 1	0- 0	0- 0	AWAY	1- 1	1- 0	3- 0				
0- 0	0- 0	0- 0	NEUTRAL	0- 0	0- 0	0- 0				
9- 4	0- 0	1- 1	CONFERENCE	2- 1	1- 1	5- 1				
6- 0	0- 0	1- 0	HOME	1- 0	1- 0	3- 0				
3- 4	0- 0	0- 1	AWAY	1- 1	0- 1	2- 1				
0- 0	0- 0	0- 0	NEUTRAL	0- 0	0- 0	0- 0				

RPI 1-25				RPI 26-50				RPI 51-100				Team's RPI: 61				RPI 101+			
RPI	S	Opponent	Score	RPI	S	Opponent	Score	RPI	S	Opponent	Score	RPI	S	Opponent	Score	RPI	S	Opponent	Score
				29	H	Missouri	73 45	65	H	UNI	62 69	134	A	VCU	71 62				
				37	A	South Dakota St.	49 68	69	A	South Dakota	62 75	150	A	Oral Roberts	45 54				
				37	H	South Dakota St.	64 59	75	A	Belmont	72 78	150	H	Oral Roberts	53 41				
				40	H	Ohio	65 71	95	A	Western Ill.	76 72	154	A	Omaha	44 64				
								95	H	Western Ill.	66 52	154	H	Omaha	79 47				
								98	A	Purdue	67 62	201	A	Indiana St.	45 35				
												213	A	Miami (OH)	65 53				
												238	H	Ga. Southern	83 57				
												257	H	Tennessee Tech	77 63				
												295	A	Denver	67 45				
												295	H	Denver	71 49				
												297	H	North Dakota St.	71 58				
												324	A	Fort Wayne	62 48				
												325	A	Ill.-Chicago	67 57				
LAST 12 Division I GAMES:																			
				37	H	South Dakota St.	64 59	297	H	North Dakota St.	71 58								
				295	A	Denver	67 45	150	H	Oral Roberts	53 41								
				150	A	Oral Roberts	45 54	295	H	Denver	71 49								
				154	H	Omaha	79 47	37	A	South Dakota St.	49 68								
				324	A	Fort Wayne	62 48	69	A	South Dakota	62 75								
				95	A	Western Ill.	76 72	154	A	Omaha	44 64								

Non-Div I Games: Oakland City 95 62 Ind.-Northwest 89 36

IUPUI

Loss, Non-Conf, S Site, H Home A Away N Neutral

Average RPI Win:	254	WON-LOST	WINNING	LAST 10	STRENGTH OF	OPP. STRENGTH	TEAM	ADJ.	CONF.	ADJ CONF.
Average RPI Loss:	89	RECORD	PCT. RANK	GAMES	SCHEDULE	OF SCHEDULE	RPI	RPI	RPI	RPI
DIV. I ONLY	11- 11	173	7- 3	111	199	124	124	19	19	
DIV. I NON-CONF.	3- 6	230	0- 0	21	103	86	86	18	18	
TOTALS	RPI 1-25	RPI 26-50	W-L RECORDS	RPI 51-100	RPI 101-150	RPI 150+				
11- 11	0- 2	0- 1	OVERALL	1- 4	1- 2	9- 2				
3- 3	0- 0	0- 0	HOME	0- 1	1- 1	2- 1				
8- 5	0- 0	0- 0	AWAY	1- 0	0- 0	7- 0				
0- 3	0- 1	0- 0	NEUTRAL	0- 2	0- 0	0- 0				
3- 6	0- 2	0- 1	NON-CONFERENCE	1- 2	0- 0	2- 1				
0- 0	0- 0	0- 0	HOME	0- 0	0- 0	0- 0				
3- 3	0- 1	0- 1	AWAY	1- 0	0- 0	2- 1				
0- 3	0- 1	0- 0	NEUTRAL	0- 2	0- 0	0- 0				
8- 5	0- 0	0- 0	CONFERENCE	0- 2	1- 2	7- 1				
3- 3	0- 0	0- 0	HOME	0- 1	1- 1	2- 1				
5- 2	0- 0	0- 0	AWAY	0- 1	0- 1	5- 0				
0- 0	0- 0	0- 0	NEUTRAL	0- 0	0- 0	0- 0				

RPI 1-25				RPI 26-50				RPI 51-100				RPI 101+ Team's RPI: 124			
RPI	S	Opponent	Score	RPI	S	Opponent	Score	RPI	S	Opponent	Score	RPI	S	Opponent	Score
6	A	Washington	53 105	36	A	Oregon	70 73	65	N	UNI	74 76	113	H	Northern Colo.	67 71
10	N	Oregon St.	49 60					70	A	Montana St.	64 80	126	A	Eastern Wash.	57 67
								70	H	Montana St.	61 66	135	H	North Dakota	74 61
								83	N	UNLV	61 73	176	H	Idaho St.	60 67
								99	A	Wyoming	74 71	214	H	Weber St.	95 77
												222	A	Grand Canyon	60 64
												225	A	Seattle U	68 64
												255	A	Portland St.	72 66
												284	A	Sacramento St.	72 58
												286	A	Southern Utah	85 68
												305	A	Northern Ariz.	91 80
												326	A	Montana	86 59
												326	H	Montana	75 50
												340	A	Cal St. Fullerton	88 86
LAST 12 Division I GAMES:															
135	H	North Dakota	74 61	305	A	Northern Ariz.	91 80								
113	H	Northern Colo.	67 71	286	A	Southern Utah	85 68								
284	A	Sacramento St.	72 58	176	H	Idaho St.	60 67								
255	A	Portland St.	72 66	214	H	Weber St.	95 77								
326	H	Montana	75 50	70	A	Montana St.	64 80								
70	H	Montana St.	61 66	326	A	Montana	86 59								

Non-Div I Games: Lewis-Clark St. 85 49 Central Wash. 79 45

Idaho

Loss, Non-Conf, S Site, H Home A Away N Neutral

Average RPI Win:	254	WON-LOST	WINNING	LAST 10	STRENGTH OF	OPP. STRENGTH	TEAM	ADJ.	CONF.	ADJ CONF.
Average RPI Loss:	116	RECORD	PCT. RANK	GAMES	SCHEDULE	OF SCHEDULE	RPI	RPI	RPI	RPI
DIV. I ONLY	13- 9	123	6- 4	277	163	176	176	19	19	
DIV. I NON-CONF.	5- 5	165	0- 0	307	65	200	200	18	18	
TOTALS	RPI 1-25	RPI 26-50	W-L RECORDS	RPI 51-100	RPI 101-150	RPI 150+				
13- 9	0- 1	0- 1	OVERALL	1- 1	1- 3	11- 3				
8- 2	0- 0	0- 0	HOME	1- 0	0- 2	7- 0				
4- 6	0- 0	0- 0	AWAY	0- 0	1- 0	3- 0				
1- 1	0- 0	0- 1	NEUTRAL	0- 0	0- 0	1- 0				
5- 5	0- 1	0- 1	NON-CONFERENCE	0- 1	0- 0	5- 2				
3- 0	0- 0	0- 0	HOME	0- 0	0- 0	3- 0				
1- 4	0- 1	0- 0	AWAY	0- 1	0- 0	1- 2				
1- 1	0- 0	0- 1	NEUTRAL	0- 0	0- 0	1- 0				
8- 4	0- 0	0- 0	CONFERENCE	1- 0	1- 3	6- 1				
5- 2	0- 0	0- 0	HOME	1- 0	0- 2	4- 0				
3- 2	0- 0	0- 0	AWAY	0- 0	1- 1	2- 1				
0- 0	0- 0	0- 0	NEUTRAL	0- 0	0- 0	0- 0				

RPI 1-25				RPI 26-50				RPI 51-100				RPI 101+ Team's RPI: 176			
RPI	S	Opponent	Score	RPI	S	Opponent	Score	RPI	S	Opponent	Score	RPI	S	Opponent	Score
10	A	Oregon St.	38 61	39	N	James Madison	53 83	70	H	Montana St.	67 59	113	H	Northern Colo.	62 77
								81	A	Colorado	56 85	124	A	Idaho	67 60
												126	A	Eastern Wash.	41 58
												135	H	North Dakota	62 65
												153	A	Santa Clara	78 82
												177	A	Utah St.	56 69
												207	A	Wisconsin	42 35
												214	A	Weber St.	43 50
												214	H	Weber St.	57 52
												255	H	Portland St.	53 47
												284	H	Sacramento St.	79 60
												286	A	Southern Utah	71 68
												287	N	Davidson	70 58
												295	H	Denver	65 64
												305	A	Northern Ariz.	64 51
												326	H	Montana	61 43
												327	H	UC Irvine	65 54
												328	H	Utah Valley	61 56
LAST 12 Division I GAMES:															
284	H	Sacramento St.	79 60	113	H	Northern Colo.	62 77								
255	H	Portland St.	53 47	124	A	Idaho	67 60								
286	A	Southern Utah	71 68	126	A	Eastern Wash.	41 58								
305	A	Northern Ariz.	64 51	214	A	Weber St.	43 50								
214	H	Weber St.	57 52	70	H	Montana St.	67 59								
135	H	North Dakota	62 65	326	H	Montana	61 43								

Non-Div I Games: Montana Tech 77 55

Idaho St.

■ Loss,
 ■ Non-Conf, S Site,
 ■ Home
 ■ Away
 N Neutral

Average RPI Win:	270	WON-LOST	WINNING	LAST 10	STRENGTH OF	OPP. STRENGTH	TEAM	ADJ.	CONF.	ADJ CONF.
Average RPI Loss:	177	RECORD	PCT. RANK	GAMES	SCHEDULE	OF SCHEDULE	RPI	RPI	RPI	RPI
DIV. I ONLY	2- 21	341	1- 9	183	272	325	325	20	20	
DIV. I NON-CONF.	1- 8	314	0- 0	151	209	297	297	21	21	
TOTALS	RPI 1-25	RPI 26-50	W-L RECORDS	RPI 51-100	RPI 101-150	RPI 150+				
2- 21	0- 0	0- 1	OVERALL	0- 5	0- 3	2- 12				
1- 10	0- 0	0- 1	HOME	0- 1	0- 1	1- 7				
1- 11	0- 0	0- 0	AWAY	0- 4	0- 2	1- 5				
0- 0	0- 0	0- 0	NEUTRAL	0- 0	0- 0	0- 0				
1- 8	0- 0	0- 0	NON-CONFERENCE	0- 5	0- 0	1- 3				
0- 4	0- 0	0- 0	HOME	0- 1	0- 0	0- 3				
1- 4	0- 0	0- 0	AWAY	0- 4	0- 0	1- 0				
0- 0	0- 0	0- 0	NEUTRAL	0- 0	0- 0	0- 0				
1- 13	0- 0	0- 1	CONFERENCE	0- 0	0- 3	1- 9				
1- 6	0- 0	0- 1	HOME	0- 0	0- 1	1- 4				
0- 7	0- 0	0- 0	AWAY	0- 0	0- 2	0- 5				
0- 0	0- 0	0- 0	NEUTRAL	0- 0	0- 0	0- 0				

RPI	S	Opponent	Score	RPI	S	Opponent	Score	RPI	S	Opponent	Score	RPI	S	Opponent	Score	Team's RPI: 325
34	H	Green Bay	65 79	51	A	Northwestern	44 88	139	A	Detroit	76 98					
				60	A	Central Mich.	55 77	149	A	Wright St.	51 62					
				61	H	IUPUI	57 67	149	H	Wright St.	54 73					
				70	A	Virginia	39 76	165	A	Oakland	58 81					
				84	A	Toledo	51 79	171	A	Milwaukee	55 83					
								171	H	Milwaukee	65 88					
								186	A	Cleveland St.	59 77					
								186	H	Cleveland St.	59 63					
								215	H	Bradley	56 65					
								228	A	Howard	70 63					
								282	A	Northern Ky.	49 66					
								282	H	Northern Ky.	37 58					
								312	H	Valparaiso	74 60					
								313	A	Youngstown St.	54 70					
								313	H	Youngstown St.	59 65					
								314	H	Illinois St.	52 59					
								324	H	Fort Wayne	55 61					
LAST 12 Division I GAMES:																
149	A	Wright St.	51 62	149	H	Wright St.	54 73									
282	A	Northern Ky.	49 66	171	A	Milwaukee	55 83									
313	H	Youngstown St.	59 65	186	A	Cleveland St.	59 77									
186	H	Cleveland St.	59 63	313	A	Youngstown St.	54 70									
312	H	Valparaiso	74 60	34	H	Green Bay	65 79									
282	H	Northern Ky.	37 58	171	H	Milwaukee	65 88									

Non-Div I Games: Lake Forest 84 48 Robert Morris (IL) 106 58

Ill.-Chicago

■ Loss,
 ■ Non-Conf, S Site,
 ■ Home
 ■ Away
 N Neutral

Average RPI Win:	201	WON-LOST	WINNING	LAST 10	STRENGTH OF	OPP. STRENGTH	TEAM	ADJ.	CONF.	ADJ CONF.
Average RPI Loss:	71	RECORD	PCT. RANK	GAMES	SCHEDULE	OF SCHEDULE	RPI	RPI	RPI	RPI
DIV. I ONLY	8- 17	269	2- 8	29	97	185	185	6	6	
DIV. I NON-CONF.	5- 8	218	0- 0	46	289	198	198	6	6	
TOTALS	RPI 1-25	RPI 26-50	W-L RECORDS	RPI 51-100	RPI 101-150	RPI 150+				
8- 17	0- 2	1- 5	OVERALL	1- 7	1- 2	5- 1				
8- 7	0- 1	1- 1	HOME	1- 2	1- 2	5- 1				
0- 10	0- 1	0- 4	AWAY	0- 5	0- 0	0- 0				
0- 0	0- 0	0- 0	NEUTRAL	0- 0	0- 0	0- 0				
5- 8	0- 0	0- 2	NON-CONFERENCE	1- 3	1- 2	3- 1				
5- 4	0- 0	0- 0	HOME	1- 1	1- 2	3- 1				
0- 4	0- 0	0- 2	AWAY	0- 2	0- 0	0- 0				
0- 0	0- 0	0- 0	NEUTRAL	0- 0	0- 0	0- 0				
3- 9	0- 2	1- 3	CONFERENCE	0- 4	0- 0	2- 0				
3- 3	0- 1	1- 1	HOME	0- 1	0- 0	2- 0				
0- 6	0- 1	0- 2	AWAY	0- 3	0- 0	0- 0				
0- 0	0- 0	0- 0	NEUTRAL	0- 0	0- 0	0- 0				

RPI	S	Opponent	Score	RPI	S	Opponent	Score	RPI	S	Opponent	Score	RPI	S	Opponent	Score	Team's RPI: 185
17	A	Maryland	59 84	27	A	Ohio St.	64 88	53	A	Michigan St.	47 71	101	H	Mercer	33 51	
17	H	Maryland	49 94	31	H	Michigan	70 86	60	A	Central Mich.	51 82	145	H	Memphis	54 64	
				40	A	Ohio	68 80	62	A	Minnesota	50 78	149	H	Wright St.	76 72	
				47	A	Iowa	58 78	66	H	Wake Forest	70 79	193	H	Rutgers	78 41	
				47	H	Iowa	70 65	69	A	South Dakota	68 77	200	H	Nebraska	79 59	
				48	A	George Washington	56 72	80	A	Penn St.	66 82	254	H	Marshall	53 55	
								91	H	FGCU	82 73	279	H	Ark.-Pine Bluff	70 58	
								98	H	Purdue	64 72	323	H	USC Upstate	77 57	
												324	H	Fort Wayne	56 33	
LAST 12 Division I GAMES:																
17	A	Maryland	59 84	62	A	Minnesota	50 78									
98	H	Purdue	64 72	200	H	Nebraska	79 59									
31	H	Michigan	70 86	47	A	Iowa	58 78									
80	A	Penn St.	66 82	193	H	Rutgers	78 41									
17	H	Maryland	49 94	53	A	Michigan St.	47 71									
27	A	Ohio St.	64 88	47	H	Iowa	70 65									

Non-Div I Games:

Illinois

Average RPI Win:	293	WON-LOST	WINNING	LAST 10	STRENGTH OF	OPP. STRENGTH	TEAM	ADJ.	CONF.	ADJ CONF.
Average RPI Loss:	143	RECORD	PCT. RANK	GAMES	SCHEDULE	OF SCHEDULE	RPI	RPI	RPI	RPI
DIV. I ONLY	6- 18	299	2- 8	232	177	314	314	16	16	
DIV. I NON-CONF.	3- 8	262	0- 0	274	193	305	305	14	14	
TOTALS	RPI 1-25	RPI 26-50	W-L RECORDS	RPI 51-100	RPI 101-150	RPI 150+				
6- 18	0- 0	0- 3	OVERALL	0- 4	0- 2	6- 9				
5- 8	0- 0	0- 1	HOME	0- 1	0- 1	5- 5				
1- 10	0- 0	0- 2	AWAY	0- 3	0- 1	1- 4				
0- 0	0- 0	0- 0	NEUTRAL	0- 0	0- 0	0- 0				
3- 8	0- 0	0- 1	NON-CONFERENCE	0- 2	0- 1	3- 4				
2- 4	0- 0	0- 0	HOME	0- 0	0- 1	2- 3				
1- 4	0- 0	0- 1	AWAY	0- 2	0- 0	1- 1				
0- 0	0- 0	0- 0	NEUTRAL	0- 0	0- 0	0- 0				
3- 10	0- 0	0- 2	CONFERENCE	0- 2	0- 1	3- 5				
3- 4	0- 0	0- 1	HOME	0- 1	0- 0	3- 2				
0- 6	0- 0	0- 1	AWAY	0- 1	0- 1	0- 3				
0- 0	0- 0	0- 0	NEUTRAL	0- 0	0- 0	0- 0				

RPI S	Opponent	Score	RPI S	Opponent	Score	RPI S	Opponent	Score	RPI S	Opponent	Score	Team's RPI: 314
26	A Arizona St.	40 76	65	A UNI	51 82	143	H Yale	45 59				
38	A Drake	49 101	65	H UNI	40 78	150	A Missouri St.	60 65				
38	H Drake	36 87	82	A Northern Ill.	66 108	167	H Southern Ill.	56 63				
			95	A Western Ill.	50 80	171	H Milwaukee	60 68				
						179	H George Mason	46 72				
						201	A Indiana St.	49 63				
						201	H Indiana St.	47 65				
						205	A Wichita St.	45 67				
						207	H Wisconsin	46 64				
						215	H Bradley	71 63				
						221	A SIUE	80 92				
						276	H Evansville	71 58				
						310	H Eastern Ill.	60 49				
						312	H Valparaiso	77 56				
						320	A Loyola Chicago	61 64				
						320	H Loyola Chicago	63 51				
						325	A Ill.-Chicago	59 52				
LAST 12 Division I GAMES:												
65	A UNI	51 82	205	A Wichita St.	45 67							
38	A Drake	49 101	150	A Missouri St.	60 65							
320	H Loyola Chicago	63 51	38	H Drake	36 87							
201	H Indiana St.	47 65	65	H UNI	40 78							
167	H Southern Ill.	56 63	201	A Indiana St.	49 63							
276	H Evansville	71 58	320	A Loyola Chicago	61 64							

Non-Div I Games:

Illinois St.

Average RPI Win:	326	WON-LOST	WINNING	LAST 10	STRENGTH OF	OPP. STRENGTH	TEAM	ADJ.	CONF.	ADJ CONF.
Average RPI Loss:	205	RECORD	PCT. RANK	GAMES	SCHEDULE	OF SCHEDULE	RPI	RPI	RPI	RPI
DIV. I ONLY	4- 18	320	2- 8	317	312	334	334	27	27	
DIV. I NON-CONF.	0- 9	335	0- 0	314	265	348	348	27	27	
TOTALS	RPI 1-25	RPI 26-50	W-L RECORDS	RPI 51-100	RPI 101-150	RPI 150+				
4- 18	0- 0	0- 0	OVERALL	0- 2	0- 3	4- 13				
2- 6	0- 0	0- 0	HOME	0- 1	0- 1	2- 4				
2- 10	0- 0	0- 0	AWAY	0- 0	0- 0	2- 0				
0- 2	0- 0	0- 0	NEUTRAL	0- 0	0- 0	0- 2				
0- 9	0- 0	0- 0	NON-CONFERENCE	0- 0	0- 1	0- 8				
0- 2	0- 0	0- 0	HOME	0- 0	0- 0	0- 2				
0- 5	0- 0	0- 0	AWAY	0- 0	0- 1	0- 4				
0- 2	0- 0	0- 0	NEUTRAL	0- 0	0- 0	0- 2				
4- 9	0- 0	0- 0	CONFERENCE	0- 2	0- 2	4- 5				
2- 4	0- 0	0- 0	HOME	0- 1	0- 1	2- 2				
2- 5	0- 0	0- 0	AWAY	0- 1	0- 1	2- 3				
0- 0	0- 0	0- 0	NEUTRAL	0- 0	0- 0	0- 0				

RPI S	Opponent	Score	RPI S	Opponent	Score	RPI S	Opponent	Score	RPI S	Opponent	Score	Team's RPI: 334
						96	H SFA	75 94	121	A TCU	40 88	
						100	A Central Ark.	50 63	122	H Abilene Christian	66 75	
									133	A Lamar University	54 83	
									174	A Texas St.	50 67	
									177	N Utah St.	46 79	
									187	H Rice	43 60	
									202	A North Texas	61 84	
									205	A Wichita St.	63 73	
									211	A New Orleans	58 84	
									211	H New Orleans	67 71	
									237	N Murray St.	68 72	
									267	A McNeese	61 78	
									289	H Eastern Mich.	47 66	
									292	H Northwestern St.	74 76	
									298	A Nicholls St.	78 52	
									326	A Montana	56 61	
									331	A Southeastern La.	85 76	
									331	H Southeastern La.	96 56	
									345	A Houston Baptist	51 68	
									345	H Houston Baptist	69 54	
LAST 12 Division I GAMES:												
267	A	McNeese	61	78	331	H	Southeastern La.	96	56			
211	A	New Orleans	58	84	345	A	Houston Baptist	51	68			
345	H	Houston Baptist	69	54	133	A	Lamar University	54	83			
100	A	Central Ark.	50	63	211	H	New Orleans	67	71			
122	H	Abilene Christian	66	75	292	H	Northwestern St.	74	76			
96	H	SFA	75	94	331	A	Southeastern La.	85	76			

Non-Div I Games: LSU-Alexandria 106 79 Tex. A&M-Kingsville79 66

Incarnate Word

Loss, Non-Conf, S Site, H Home A Away N Neutral

Indiana

Through Games Of Feb. 12, 2017

Average RPI Win:	165	WON-LOST	WINNING	LAST 10	STRENGTH OF	OPP. STRENGTH	TEAM	ADJ.	CONF.	ADJ CONF.
Average RPI Loss:	40	RECORD	PCT. RANK	GAMES	SCHEDULE	OF SCHEDULE	RPI	RPI	RPI	RPI
DIV. I ONLY	17- 8	77	6- 4	70	73	44	44	6	6	
DIV. I NON-CONF.	10- 3	54	0- 0	229	72	76	76	6	6	
TOTALS	RPI 1-25	RPI 26-50	W-L RECORDS	RPI 51-100	RPI 101-150	RPI 150+				
17- 8	0- 1	0- 4	OVERALL	7- 3	1- 0	9- 0				
10- 2	0- 1	0- 1	HOME	4- 0	1- 0	5- 0				
5- 6	0- 0	0- 3	AWAY	2- 3	0- 0	3- 0				
2- 0	0- 0	0- 0	NEUTRAL	1- 0	0- 0	1- 0				
10- 3	0- 0	0- 2	NON-CONFERENCE	2- 1	1- 0	7- 0				
6- 0	0- 0	0- 0	HOME	0- 0	1- 0	5- 0				
2- 3	0- 0	0- 2	AWAY	1- 1	0- 0	1- 0				
2- 0	0- 0	0- 0	NEUTRAL	1- 0	0- 0	1- 0				
7- 5	0- 1	0- 2	CONFERENCE	5- 2	0- 0	2- 0				
4- 2	0- 1	0- 1	HOME	4- 0	0- 0	0- 0				
3- 3	0- 0	0- 1	AWAY	1- 2	0- 0	2- 0				
0- 0	0- 0	0- 0	NEUTRAL	0- 0	0- 0	0- 0				

RPI 1-25				RPI 26-50				Team's RPI: 44	RPI 51-100				RPI 101+			
RPI	S	Opponent	Score	RPI	S	Opponent	Score		RPI	S	Opponent	Score	RPI	S	Opponent	Score
17	H	Maryland	56 92	27	H	Ohio St.	82 92		51	A	Northwestern	67 80	106	H	Vanderbilt	94 61
				30	A	North Carolina St.	70 84		51	H	Northwestern	66 38	165	H	Oakland	84 59
				31	A	Michigan	74 78		53	A	Michigan St.	60 69	193	A	Rutgers	63 52
				35	A	Auburn	67 71		58	N	Florida	102 88	202	A	North Texas	94 64
									62	H	Minnesota	78 62	207	A	Wisconsin	78 54
									77	A	Chattanooga	79 76	223	H	Presbyterian	71 37
									79	A	Western Ky.	74 85	263	N	Stony Brook	74 60
									80	A	Penn St.	89 70	282	H	Northern Ky.	100 49
									80	H	Penn St.	72 66	312	H	Valparaiso	87 58
									98	H	Purdue	74 60	338	H	UMass Lowell	79 45
LAST 12 Division I GAMES:																
				51	H	Northwestern	66 38		98	H	Purdue	74 60				
				193	A	Rutgers	63 52		51	A	Northwestern	67 80				
				17	H	Maryland	56 92		31	A	Michigan	74 78				
				53	A	Michigan St.	60 69		62	H	Minnesota	78 62				
				207	A	Wisconsin	78 54		27	H	Ohio St.	82 92				
				80	H	Penn St.	72 66		80	A	Penn St.	89 70				

Non-Div I Games:

Indiana

■ Loss,
 ■ Non-Conf, S Site,
 ■ Home
 ■ Away
 N Neutral

Average RPI Win:	238	WON-LOST	WINNING	LAST 10	STRENGTH OF	OPP. STRENGTH	TEAM	ADJ.	CONF.	ADJ CONF.
Average RPI Loss:	160	RECORD	PCT. RANK	GAMES	SCHEDULE	OF SCHEDULE	RPI	RPI	RPI	RPI
DIV. I ONLY	12- 11	162	5- 5	316	127	201	201	16	16	
DIV. I NON-CONF.	6- 5	148	0- 0	299	102	170	170	14	14	
TOTALS	RPI 1-25	RPI 26-50	W-L RECORDS	RPI 51-100	RPI 101-150	RPI 150+				
12- 11	0- 0	0- 2	OVERALL	0- 2	3- 1	9- 6				
5- 3	0- 0	0- 0	HOME	0- 1	1- 1	4- 1				
7- 8	0- 0	0- 2	AWAY	0- 1	2- 0	5- 5				
0- 0	0- 0	0- 0	NEUTRAL	0- 0	0- 0	0- 0				
6- 5	0- 0	0- 1	NON-CONFERENCE	0- 1	3- 0	3- 3				
2- 1	0- 0	0- 0	HOME	0- 1	1- 0	1- 0				
4- 4	0- 0	0- 1	AWAY	0- 0	2- 0	2- 3				
0- 0	0- 0	0- 0	NEUTRAL	0- 0	0- 0	0- 0				
6- 6	0- 0	0- 1	CONFERENCE	0- 1	0- 1	6- 3				
3- 2	0- 0	0- 0	HOME	0- 0	0- 1	3- 1				
3- 4	0- 0	0- 1	AWAY	0- 1	0- 0	3- 2				
0- 0	0- 0	0- 0	NEUTRAL	0- 0	0- 0	0- 0				

RPI S	Opponent	Score	RPI S	Opponent	Score	RPI S	Opponent	Score	RPI S	Opponent	Score	Team's RPI: 201
29	A Missouri	48 77	61	H IUPUI	35 45	114	A Saint Louis	70 67				
38	A Drake	62 76	65	A UNI	47 59	141	H Tulsa	72 68				
						142	A Cincinnati	63 55				
						150	H Missouri St.	46 49				
						154	A Omaha	45 72				
						167	A Southern Ill.	68 53				
						205	H Wichita St.	42 56				
						213	A Miami (OH)	62 54				
						215	A Bradley	41 54				
						215	H Bradley	58 51				
						236	A Butler	48 66				
						276	A Evansville	41 57				
						282	H Northern Ky.	58 38				
						310	A Eastern Ill.	88 61				
						314	A Illinois St.	65 47				
						314	H Illinois St.	63 49				
						320	A Loyola Chicago	48 38				
						320	H Loyola Chicago	53 32				
						330	A Fla. Atlantic	67 70				
LAST 12 Division I GAMES:												
320	H Loyola Chicago	53 32	65	A UNI	47 59							
215	A Bradley	41 54	320	A Loyola Chicago	48 38							
314	A Illinois St.	65 47	314	H Illinois St.	63 49							
150	H Missouri St.	46 49	215	H Bradley	58 51							
205	H Wichita St.	42 56	167	A Southern Ill.	68 53							
38	A Drake	62 76	276	A Evansville	41 57							

Non-Div I Games:

Indiana St.

■ Loss,
 ■ Non-Conf,
 ■ S Site,
 ■ H Home
 ■ A Away
 N Neutral

Average RPI Win:	217	WON-LOST	WINNING	LAST 10	STRENGTH OF	OPP. STRENGTH	TEAM	ADJ.	CONF.	ADJ CONF.
Average RPI Loss:	158	RECORD	PCT. RANK	GAMES	SCHEDULE	OF SCHEDULE	RPI	RPI	RPI	RPI
DIV. I ONLY	15- 10	113	7- 3	216	206	160	160	18	18	
DIV. I NON-CONF.	5- 4	143	0- 0	146	179	142	142	17	17	
TOTALS	RPI 1-25	RPI 26-50	W-L RECORDS	RPI 51-100	RPI 101-150	RPI 150+				
15- 10	0- 0	1- 0	OVERALL	0- 1	3- 4	11- 5				
9- 4	0- 0	1- 0	HOME	0- 0	2- 2	6- 2				
6- 6	0- 0	0- 0	AWAY	0- 1	1- 2	5- 3				
0- 0	0- 0	0- 0	NEUTRAL	0- 0	0- 0	0- 0				
5- 4	0- 0	0- 0	NON-CONFERENCE	0- 1	3- 2	2- 1				
4- 1	0- 0	0- 0	HOME	0- 0	2- 1	2- 0				
1- 3	0- 0	0- 0	AWAY	0- 1	1- 1	0- 1				
0- 0	0- 0	0- 0	NEUTRAL	0- 0	0- 0	0- 0				
10- 6	0- 0	1- 0	CONFERENCE	0- 0	0- 2	9- 4				
5- 3	0- 0	1- 0	HOME	0- 0	0- 1	4- 2				
5- 3	0- 0	0- 0	AWAY	0- 0	0- 1	5- 2				
0- 0	0- 0	0- 0	NEUTRAL	0- 0	0- 0	0- 0				

RPI S	Opponent	Score	RPI S	Opponent	Score	RPI S	Opponent	Score	RPI S	Opponent	Score	Team's RPI: 160
			46	H Quinnipiac	58 44	80	A Penn St.	67 80	104	H Saint Joseph's	58 57	
									112	H Duquesne	58 61	
									116	H Fordham	55 46	
									118	A Rider	65 85	
									118	H Rider	36 52	
									125	A Navy	68 73	
									134	A VCU	59 57	
									169	A Fairfield	59 68	
									194	H Siena	46 58	
									202	A North Texas	55 66	
									209	A Monmouth	65 75	
									209	H Monmouth	60 54	
									220	A Niagara	65 55	
									220	H Niagara	68 61	
									245	A Canisius	58 45	
									245	H Canisius	55 52	
									253	A Marist	48 37	
									253	H Marist	62 68	
									263	H Stony Brook	57 46	
									281	A Manhattan	76 62	
									281	H Manhattan	70 53	
									316	A Saint Peter's	66 58	
									321	H St. Francis Brooklyn	62 46	
LAST 12 Division I GAMES:												
			209	A Monmouth	65 75	209	H Monmouth	60 54				
			118	H Rider	36 52	281	A Manhattan	76 62				
			245	A Canisius	58 45	253	H Marist	62 68				
			220	A Niagara	65 55	220	H Niagara	68 61				
			46	H Quinnipiac	58 44	194	H Siena	46 58				
			253	A Marist	48 37	316	A Saint Peter's	66 58				

Non-Div I Games:

Iona

■ Loss,
 ■ Non-Conf,
 S Site,
 ■ Home
 ■ Away
 N Neutral

Average RPI Win:	143	WON-LOST	WINNING	LAST 10	STRENGTH OF	OPP. STRENGTH	TEAM	ADJ.	CONF.	ADJ CONF.
Average RPI Loss:	45	RECORD	PCT. RANK	GAMES	SCHEDULE	OF SCHEDULE	RPI	RPI	RPI	RPI
DIV. I ONLY	15- 10	113	5- 5	22	56	47	47	6	6	
DIV. I NON-CONF.	9- 4	85	0- 0	7	63	35	35	6	6	
TOTALS	RPI 1-25	RPI 26-50	W-L RECORDS	RPI 51-100	RPI 101-150	RPI 150+				
15- 10	0- 4	1- 4	OVERALL	4- 1	3- 0	7- 1				
12- 3	0- 2	0- 1	HOME	4- 0	2- 0	6- 0				
2- 6	0- 1	0- 3	AWAY	0- 1	1- 0	1- 1				
1- 1	0- 1	1- 0	NEUTRAL	0- 0	0- 0	0- 0				
9- 4	0- 2	1- 2	NON-CONFERENCE	2- 0	3- 0	3- 0				
7- 2	0- 1	0- 1	HOME	2- 0	2- 0	3- 0				
1- 1	0- 0	0- 1	AWAY	0- 0	1- 0	0- 0				
1- 1	0- 1	1- 0	NEUTRAL	0- 0	0- 0	0- 0				
6- 6	0- 2	0- 2	CONFERENCE	2- 1	0- 0	4- 1				
5- 1	0- 1	0- 0	HOME	2- 0	0- 0	3- 0				
1- 5	0- 1	0- 2	AWAY	0- 1	0- 0	1- 1				
0- 0	0- 0	0- 0	NEUTRAL	0- 0	0- 0	0- 0				

RPI 1-25				RPI 26-50				Team's RPI: 47				RPI 51-100				RPI 101+			
RPI	S	Opponent	Score	RPI	S	Opponent	Score	RPI	S	Opponent	Score	RPI	S	Opponent	Score	RPI	S	Opponent	Score
2	H	Notre Dame	58 73	27	A	Ohio St.	81 88	53	H	Michigan St.	87 83	107	H	Kent St.	83 48				
12	N	UCLA	65 78	31	A	Michigan	70 72	62	H	Minnesota	80 65	135	A	North Dakota	75 60				
17	A	Maryland	81 100	37	H	South Dakota St.	64 66	65	H	UNI	88 39	150	H	Oral Roberts	96 76				
17	H	Maryland	82 98	38	A	Drake	76 81	76	H	Iowa St.	88 76	170	H	Hampton	84 51				
				39	N	James Madison	90 75	80	A	Penn St.	58 71	185	A	Illinois	65 70				
												185	H	Illinois	78 58				
												193	A	Rutgers	71 59				
												193	H	Rutgers	71 57				
												200	H	Nebraska	75 72				
												219	H	Robert Morris	81 60				
												294	H	Massachusetts	71 30				
LAST 12 Division I GAMES:																			
				27	A	Ohio St.	81 88	193	A	Rutgers	71 59								
				53	H	Michigan St.	87 83	17	H	Maryland	82 98								
				31	A	Michigan	70 72	185	H	Illinois	78 58								
				193	H	Rutgers	71 57	80	A	Penn St.	58 71								
				17	A	Maryland	81 100	200	H	Nebraska	75 72								
				62	H	Minnesota	80 65	185	A	Illinois	65 70								

Non-Div I Games:

Iowa

■ Loss,
■ Non-Conf,
■ S Site,
■ H Home
■ A Away
N Neutral

Average RPI Win: 162		WON-LOST	WINNING	LAST 10	STRENGTH OF	OPP. STRENGTH	TEAM	ADJ.	CONF.	ADJ CONF.
Average RPI Loss: 38		RECORD	PCT. RANK	GAMES	SCHEDULE	OF SCHEDULE	RPI	RPI	RPI	RPI
DIV. I ONLY		13- 11	147	4- 6	18	57	76	76	4	4
DIV. I NON-CONF.		9- 2	37	0- 0	68	245	57	57	3	3
TOTALS		RPI 1-25	RPI 26-50		W-L RECORDS		RPI 51-100	RPI 101-150	RPI 150+	
13- 11	1- 7	1- 1		OVERALL		3- 2	2- 1	6- 0		
12- 4	1- 4	1- 0		HOME		2- 0	2- 0	6- 0		
1- 7	0- 3	0- 1		AWAY		1- 2	0- 1	0- 0		
0- 0	0- 0	0- 0		NEUTRAL		0- 0	0- 0	0- 0		
9- 2	0- 1	1- 1		NON-CONFERENCE		2- 0	0- 0	6- 0		
9- 1	0- 1	1- 0		HOME		2- 0	0- 0	6- 0		
0- 1	0- 0	0- 1		AWAY		0- 0	0- 0	0- 0		
0- 0	0- 0	0- 0		NEUTRAL		0- 0	0- 0	0- 0		
4- 9	1- 6	0- 0		CONFERENCE		1- 2	2- 1	0- 0		
3- 3	1- 3	0- 0		HOME		0- 0	2- 0	0- 0		
1- 6	0- 3	0- 0		AWAY		1- 2	0- 1	0- 0		
0- 0	0- 0	0- 0		NEUTRAL		0- 0	0- 0	0- 0		

RPI	S	Opponent	Score	RPI	S	Opponent	Score	RPI	S	Opponent	Score	RPI	S	Opponent	Score
4	H	Mississippi St.	81 85	38	H	Drake	75 67	56	A	West Virginia	80 55	121	A	TCU	75 80
7	A	Baylor	42 68	47	A	Iowa	76 88	65	H	UNI	76 68	121	H	TCU	72 69
7	H	Baylor	52 83					78	A	Oklahoma St.	59 71	147	H	Kansas	87 58
8	H	Texas	68 75					82	H	Northern Ill.	97 89	197	H	Sacred Heart	76 56
18	A	Oklahoma	63 78					85	A	Texas Tech	66 75	211	H	New Orleans	100 63
18	H	Oklahoma	57 67									243	H	UC Santa Barbara	77 60
21	A	Kansas St.	68 80									262	H	Savannah St.	74 51
21	H	Kansas St.	75 69									322	H	Arkansas St.	105 53
												347	H	Delaware St.	88 57
LAST 12 Division I GAMES:															
21	A	Kansas St.	68 80	7	A	Baylor	42 68								
56	A	West Virginia	80 55	121	A	TCU	75 80								
7	H	Baylor	52 83	18	H	Oklahoma	57 67								
121	H	TCU	72 69	147	H	Kansas	87 58								
18	A	Oklahoma	63 78	85	A	Texas Tech	66 75								
21	H	Kansas St.	75 69	8	H	Texas	68 75								

Non-Div I Games:

Iowa St.

■ Loss,
 ■ Non-Conf, S Site,
 ■ Home
 ■ Away
 N Neutral

Average RPI Win: 302		WON-LOST	WINNING	LAST 10	STRENGTH OF	OPP. STRENGTH	TEAM	ADJ.	CONF.	ADJ CONF.
Average RPI Loss: 258		RECORD	PCT. RANK	GAMES	SCHEDULE	OF SCHEDULE	RPI	RPI	RPI	RPI
DIV. I ONLY		4- 14	306	1- 9	348	345	346	346	30	30
DIV. I NON-CONF.		2- 4	230	0- 0	345	342	327	327	30	30
TOTALS		RPI 1-25	RPI 26-50	W-L RECORDS	RPI 51-100	RPI 101-150	RPI 150+			
4- 14	0- 0		0- 0	OVERALL	0- 0	0- 1	4- 13			
2- 4	0- 0		0- 0	HOME	0- 0	0- 0	2- 4			
1- 10	0- 0		0- 0	AWAY	0- 0	0- 0	1- 3			
1- 0	0- 0		0- 0	NEUTRAL	0- 0	0- 0	1- 0			
2- 4	0- 0		0- 0	NON-CONFERENCE	0- 0	0- 1	2- 3			
1- 0	0- 0		0- 0	HOME	0- 0	0- 0	1- 0			
0- 4	0- 0		0- 0	AWAY	0- 0	0- 1	0- 3			
1- 0	0- 0		0- 0	NEUTRAL	0- 0	0- 0	1- 0			
2- 10	0- 0		0- 0	CONFERENCE	0- 0	0- 0	2- 10			
1- 4	0- 0		0- 0	HOME	0- 0	0- 0	1- 4			
1- 6	0- 0		0- 0	AWAY	0- 0	0- 0	1- 6			
0- 0	0- 0		0- 0	NEUTRAL	0- 0	0- 0	0- 0			

RPI 1-25				RPI 26-50				RPI 51-100				RPI 101+ Team's RPI: 346			
RPI	S	Opponent	Score	RPI	S	Opponent	Score	RPI	S	Opponent	Score	RPI	S	Opponent	Score
												110	A	Ole Miss	41 89
												203	A	Texas Southern	52 62
												217	A	Alabama St.	64 73
												218	A	Grambling	85 90
												230	N	Saint Francis (PA)	88 84
												247	A	Southern U.	61 80
												247	H	Southern U.	56 85
												279	H	Ark.-Pine Bluff	71 78
												290	A	Alcorn	51 74
												290	H	Alcorn	53 70
												292	A	Northwestern St.	65 83
												296	A	Prairie View	63 73
												296	H	Prairie View	74 60
												298	A	Nicholls St.	76 83
												299	H	Mississippi Val.	57 62
												330	A	Fla. Atlantic	58 67
												331	H	Southeastern La.	83 66
												349	A	Alabama A&M	64 54
LAST 12 Division I GAMES:															
				296	H	Prairie View	74 60	203	A	Texas Southern	52 62				
				247	A	Southern U.	61 80	296	A	Prairie View	63 73				
				290	A	Alcorn	51 74	247	H	Southern U.	56 85				
				279	H	Ark.-Pine Bluff	71 78	290	H	Alcorn	53 70				
				299	H	Mississippi Val.	57 62	217	A	Alabama St.	64 73				
				218	A	Grambling	85 90	349	A	Alabama A&M	64 54				

Non-Div I Games:	Blue Mountain	86	54	LeMoyn	Owen	88	67	Lane	57	52	Fisk	93	54	Jackson St.
------------------	---------------	----	----	--------	------	----	----	------	----	----	------	----	----	-------------

Loss, Non-Conf, S Site, H Home A Away N Neutral

Jacksonville

Through Games Of Feb. 12, 2017

Average RPI Win:	244	WON-LOST	WINNING	LAST 10	STRENGTH OF	OPP. STRENGTH	TEAM	ADJ.	CONF.	ADJ CONF.
Average RPI Loss:	71	RECORD	PCT. RANK	GAMES	SCHEDULE	OF SCHEDULE	RPI	RPI	RPI	RPI
DIV. I ONLY	15- 7	75	7- 3	126	230	86	86	24	24	
DIV. I NON-CONF.	8- 4	97	2- 0	97	150	62	62	23	23	
TOTALS	RPI 1-25	RPI 26-50	W-L RECORDS	RPI 51-100	RPI 101-150	RPI 150+				
15- 7	0- 2	0- 1	OVERALL	1- 1	2- 3	12- 0				
9- 1	0- 0	0- 0	HOME	1- 0	1- 1	7- 0				
4- 5	0- 2	0- 1	AWAY	0- 1	0- 1	4- 0				
2- 1	0- 0	0- 0	NEUTRAL	0- 0	1- 1	1- 0				
8- 4	0- 2	0- 1	NON-CONFERENCE	0- 0	2- 1	6- 0				
4- 0	0- 0	0- 0	HOME	0- 0	1- 0	3- 0				
2- 3	0- 2	0- 1	AWAY	0- 0	0- 0	2- 0				
2- 1	0- 0	0- 0	NEUTRAL	0- 0	1- 1	1- 0				
7- 3	0- 0	0- 0	CONFERENCE	1- 1	0- 2	6- 0				
5- 1	0- 0	0- 0	HOME	1- 0	0- 1	4- 0				
2- 2	0- 0	0- 0	AWAY	0- 1	0- 1	2- 0				
0- 0	0- 0	0- 0	NEUTRAL	0- 0	0- 0	0- 0				

RPI 1-25			RPI 26-50			RPI 51-100			Team's RPI: 86	RPI 101+		
RPI	S	Opponent	Score	RPI	S	Opponent	Score	RPI	S	Opponent	Score	
5	A	Florida St.	47 90	35	A	Auburn	41 53	91	A	FGCU	57 60	102 N UC Davis 61 54
23	A	South Fla.	52 64					91	H	FGCU	73 65	108 N North Carolina 57 87
												109 H Troy 77 70
												119 A Stetson 47 57
												119 H Stetson 49 65
												233 H Bethune-Cookman 69 63
												235 H South Ala. 62 55
												242 N Wofford 66 60
												262 A Savannah St. 55 40
												274 H North Florida 68 58
												278 H Kennesaw St. 72 48
												280 A FIU 71 56
												298 H Nicholls St. 76 71
												303 H Lipscomb 84 60
												315 A NJIT 75 56
												315 H NJIT 75 59
												323 A USC Upstate 65 47
LAST 12 Division I GAMES:												
315	H	NJIT	75 59	278	H	Kennesaw St.	72 48					
119	A	Stetson	47 57	315	A	NJIT	75 56					
91	H	FGCU	73 65	323	A	USC Upstate	65 47					
119	H	Stetson	49 65	274	H	North Florida	68 58					
91	A	FGCU	57 60	242	N	Wofford	66 60					
303	H	Lipscomb	84 60	102	N	UC Davis	61 54					

Non-Div I Games: Thomas (GA) 100 43 Johnson & Wales (FI110 31 Fla. Memorial 76 51

Jacksonville

Loss, Non-Conf, S Site, H Home A Away N Neutral

Average RPI Win:	272	WON-LOST	WINNING	LAST 10	STRENGTH OF	OPP. STRENGTH	TEAM	ADJ.	CONF.	ADJ CONF.
Average RPI Loss:	195	RECORD	PCT. RANK	GAMES	SCHEDULE	OF SCHEDULE	RPI	RPI	RPI	RPI
DIV. I ONLY	10- 14	220	4- 6	275	293	251	251	26	26	
DIV. I NON-CONF.	6- 5	148	0- 0	297	275	201	201	26	26	
TOTALS	RPI 1-25	RPI 26-50	W-L RECORDS	RPI 51-100	RPI 101-150	RPI 150+				
10- 14	0- 1	0- 0	OVERALL	0- 2	0- 2	10- 9				
5- 5	0- 0	0- 0	HOME	0- 1	0- 1	5- 3				
4- 9	0- 1	0- 0	AWAY	0- 1	0- 1	4- 6				
1- 0	0- 0	0- 0	NEUTRAL	0- 0	0- 0	1- 0				
6- 5	0- 1	0- 0	NON-CONFERENCE	0- 0	0- 2	6- 2				
2- 2	0- 0	0- 0	HOME	0- 0	0- 1	2- 1				
3- 3	0- 1	0- 0	AWAY	0- 0	0- 1	3- 1				
1- 0	0- 0	0- 0	NEUTRAL	0- 0	0- 0	1- 0				
4- 9	0- 0	0- 0	CONFERENCE	0- 2	0- 0	4- 7				
3- 3	0- 0	0- 0	HOME	0- 1	0- 0	3- 2				
1- 6	0- 0	0- 0	AWAY	0- 1	0- 0	1- 5				
0- 0	0- 0	0- 0	NEUTRAL	0- 0	0- 0	0- 0				

RPI 1-25				RPI 26-50				RPI 51-100				RPI 101+ Team's RPI: 251			
RPI	S	Opponent	Score	RPI	S	Opponent	Score	RPI	S	Opponent	Score	RPI	S	Opponent	Score
5	A	Florida St.	62 73					75	A	Belmont	52 61	103	H	Clemson	63 69
								75	H	Belmont	53 54	110	A	Ole Miss	50 68
												192	H	Morehead St.	69 68
												211	H	New Orleans	79 81
												221	A	SIUE	62 69
												237	H	Murray St.	64 71
												238	H	Ga. Southern	67 55
												244	H	Austin Peay	65 45
												252	A	UT Martin	83 94
												257	A	Tennessee Tech	54 56
												262	A	Savannah St.	64 57
												269	H	Southeast Mo. St.	58 65
												270	A	Tennessee St.	51 64
												270	H	Tennessee St.	69 56
												278	A	Kennesaw St.	65 59
												290	A	Alcorn	70 66
												298	H	Nicholls St.	75 52
												304	A	Eastern Ky.	54 49
												310	A	Eastern Ill.	67 71
												330	A	Fla. Atlantic	55 63
												341	N	Florida A&M	66 54
LAST 12 Division I GAMES:															
270	H	Tennessee St.	69 56	270	A	Tennessee St.	51 64								
75	A	Belmont	52 61	75	H	Belmont	53 54								
221	A	SIUE	62 69	257	A	Tennessee Tech	54 56								
269	H	Southeast Mo. St.	58 65	244	H	Austin Peay	65 45								
192	H	Morehead St.	69 68	237	H	Murray St.	64 71								
304	A	Eastern Ky.	54 49	310	A	Eastern Ill.	67 71								

Non-Div I Games: Brewton Parker 89 26

Jacksonville St.

■ Loss,
 ■ Non-Conf,
 ■ S Site,
 ■ Home
 ■ A Away
 N Neutral

Average RPI Win:	151	WON-LOST	WINNING	LAST 10	STRENGTH OF	OPP. STRENGTH	TEAM	ADJ.	CONF.	ADJ CONF.
Average RPI Loss:	87	RECORD	PCT. RANK	GAMES	SCHEDULE	OF SCHEDULE	RPI	RPI	RPI	RPI
DIV. I ONLY	18- 6	43	9- 1	79	66	39	39	8	8	
DIV. I NON-CONF.	7- 4	114	0- 0	103	11	68	68	8	8	
TOTALS	RPI 1-25	RPI 26-50	W-L RECORDS	RPI 51-100	RPI 101-150	RPI 150+				
18- 6	0- 2	2- 1	OVERALL	2- 1	4- 0	10- 2				
9- 2	0- 1	1- 0	HOME	2- 0	1- 0	5- 1				
8- 3	0- 1	1- 0	AWAY	0- 1	3- 0	4- 1				
1- 1	0- 0	0- 1	NEUTRAL	0- 0	0- 0	1- 0				
7- 4	0- 2	0- 1	NON-CONFERENCE	1- 1	1- 0	5- 0				
3- 1	0- 1	0- 0	HOME	1- 0	0- 0	2- 0				
3- 2	0- 1	0- 0	AWAY	0- 1	1- 0	2- 0				
1- 1	0- 0	0- 1	NEUTRAL	0- 0	0- 0	1- 0				
11- 2	0- 0	2- 0	CONFERENCE	1- 0	3- 0	5- 2				
6- 1	0- 0	1- 0	HOME	1- 0	1- 0	3- 1				
5- 1	0- 0	1- 0	AWAY	0- 0	2- 0	2- 1				
0- 0	0- 0	0- 0	NEUTRAL	0- 0	0- 0	0- 0				

RPI 1-25				RPI 26-50				Team's RPI: 39	RPI 51-100				RPI 101+			
RPI	S	Opponent	Score	RPI	S	Opponent	Score		RPI	S	Opponent	Score	RPI	S	Opponent	Score
5	A	Florida St.	64 84	32	A	Elon	76 70		66	H	Wake Forest	83 76	104	A	Saint Joseph's	85 72
14	H	Tennessee	69 81	32	H	Elon	61 54		68	H	Drexel	54 47	117	A	Delaware	66 51
				47	N	Iowa	75 90		73	A	St. John's (NY)	63 74	117	H	Delaware	77 42
													128	A	William & Mary	79 64
													170	H	Hampton	71 50
													176	N	Idaho St.	83 53
													180	A	Northeastern	67 49
													180	H	Northeastern	74 54
													189	A	Hofstra	61 50
													189	H	Hofstra	93 57
													191	A	Towson	51 54
													191	H	Towson	55 60
													193	A	Rutgers	82 76
													206	H	UNCW	73 51
													248	A	Liberty	62 48
													321	H	St. Francis Brooklyn	83 57
LAST 12 Division I GAMES:																
				32	H	Elon	61 54		191	H	Towson	55 60				
				117	H	Delaware	77 42		32	A	Elon	76 70				
				180	A	Northeastern	67 49		180	H	Northeastern	74 54				
				189	A	Hofstra	61 50		117	A	Delaware	66 51				
				128	A	William & Mary	79 64		191	A	Towson	51 54				
				68	H	Drexel	54 47		189	H	Hofstra	93 57				

Non-Div I Games:

James Madison

■ Loss,
 ■ Non-Conf,
 ■ S Site,
 ■ H Home
 ■ A Away
 N Neutral

Average RPI Win:	149	WON-LOST	WINNING	LAST 10	STRENGTH OF	OPP. STRENGTH	TEAM	ADJ.	CONF.	ADJ CONF.
Average RPI Loss:	57	RECORD	PCT. RANK	GAMES	SCHEDULE	OF SCHEDULE	RPI	RPI	RPI	RPI
DIV. I ONLY	8- 17	269	2- 8	19	20	147	147	4	4	
DIV. I NON-CONF.	6- 5	148	0- 0	81	91	139	139	3	3	
TOTALS	RPI 1-25	RPI 26-50	W-L RECORDS	RPI 51-100	RPI 101-150	RPI 150+				
8- 17	0- 8	0- 1	OVERALL	2- 4	4- 4	2- 0				
7- 8	0- 3	0- 1	HOME	2- 2	3- 2	2- 0				
1- 9	0- 5	0- 0	AWAY	0- 2	1- 2	0- 0				
0- 0	0- 0	0- 0	NEUTRAL	0- 0	0- 0	0- 0				
6- 5	0- 1	0- 1	NON-CONFERENCE	0- 1	4- 2	2- 0				
5- 3	0- 0	0- 1	HOME	0- 1	3- 1	2- 0				
1- 2	0- 1	0- 0	AWAY	0- 0	1- 1	0- 0				
0- 0	0- 0	0- 0	NEUTRAL	0- 0	0- 0	0- 0				
2- 12	0- 7	0- 0	CONFERENCE	2- 3	0- 2	0- 0				
2- 5	0- 3	0- 0	HOME	2- 1	0- 1	0- 0				
0- 7	0- 4	0- 0	AWAY	0- 2	0- 1	0- 0				
0- 0	0- 0	0- 0	NEUTRAL	0- 0	0- 0	0- 0				

RPI	S	Opponent	Score	RPI	S	Opponent	Score	RPI	S	Opponent	Score	RPI	S	Opponent	Score	Team's RPI: 147
7	A	Baylor	43 90	28	H	Harvard	59 69	56	H	West Virginia	51 62	115	H	Arizona	75 51	
7	H	Baylor	43 92					76	A	Iowa St.	58 87	121	A	TCU	68 83	
8	A	Texas	42 75					78	A	Oklahoma St.	70 74	121	H	TCU	68 80	
8	H	Texas	54 66					78	H	Oklahoma St.	67 49	135	H	North Dakota	76 71	
18	A	Oklahoma	52 89					85	H	Texas Tech	66 60	138	A	Alabama	65 71	
18	H	Oklahoma	54 84					87	H	SMU	63 75	145	A	Memphis	68 58	
21	A	Kansas St.	60 73									150	H	Oral Roberts	64 56	
22	A	Creighton	49 69									150	H	Missouri St.	64 87	
												173	H	UC Riverside	90 84	
												309	H	Rhode Island	72 36	
LAST 12 Division I GAMES:																
8	A	Texas	42 75	121	A	TCU	68 83	56	H	West Virginia	51 62	7	H	Baylor	43 92	
78	H	Oklahoma St.	67 49	56	H	West Virginia	51 62	21	A	Kansas St.	60 73	76	A	Iowa St.	58 87	
121	H	TCU	68 80	7	H	Baylor	43 92	76	A	Iowa St.	58 87	8	H	Texas	54 66	
18	A	Oklahoma	52 89	21	A	Kansas St.	60 73									
85	H	Texas Tech	66 60	76	A	Iowa St.	58 87									
78	A	Oklahoma St.	70 74	8	H	Texas	54 66									

Non-Div I Games:

Kansas

■ Loss,
 ■ Non-Conf,
 ■ S Site,
 ■ H Home
 ■ A Away
 N Neutral

Average RPI Win: 117		WON-LOST	WINNING	LAST 10	STRENGTH OF	OPP. STRENGTH	TEAM	ADJ.	CONF.	ADJ CONF.
Average RPI Loss: 26		RECORD	PCT. RANK	GAMES	SCHEDULE	OF SCHEDULE	RPI	RPI	RPI	RPI
DIV. I ONLY		18- 7	59	7- 3	30	3	21	21	4	4
DIV. I NON-CONF.		10- 2	33	0- 0	58	10	19	19	3	3
TOTALS		RPI 1-25	RPI 26-50		W-L RECORDS		RPI 51-100	RPI 101-150		RPI 150+
18- 7	1- 5	2- 0		OVERALL		7- 2	5- 0		3- 0	
12- 2	0- 2	1- 0		HOME		5- 0	5- 0		1- 0	
3- 5	0- 3	0- 0		AWAY		2- 2	0- 0		1- 0	
3- 0	1- 0	1- 0		NEUTRAL		0- 0	0- 0		1- 0	
10- 2	1- 1	2- 0		NON-CONFERENCE		1- 1	3- 0		3- 0	
6- 1	0- 1	1- 0		HOME		1- 0	3- 0		1- 0	
1- 1	0- 0	0- 0		AWAY		0- 1	0- 0		1- 0	
3- 0	1- 0	1- 0		NEUTRAL		0- 0	0- 0		1- 0	
8- 5	0- 4	0- 0		CONFERENCE		6- 1	2- 0		0- 0	
6- 1	0- 1	0- 0		HOME		4- 0	2- 0		0- 0	
2- 4	0- 3	0- 0		AWAY		2- 1	0- 0		0- 0	
0- 0	0- 0	0- 0		NEUTRAL		0- 0	0- 0		0- 0	

RPI	S	Opponent	Score	RPI	S	Opponent	Score	RPI	S	Opponent	Score	RPI	S	Opponent	Score
1	H	UConn	58 75	30	N	North Carolina St.	67 50	56	H	West Virginia	86 71	121	H	TCU	74 63
7	A	Baylor	57 87	35	H	Auburn	71 66	65	A	UNI	59 67	133	H	Lamar University	68 43
7	H	Baylor	49 91					76	A	Iowa St.	69 75	136	H	Princeton	60 42
8	A	Texas	58 63					76	H	Iowa St.	80 68	141	H	Tulsa	82 62
18	A	Oklahoma	80 85					78	A	Oklahoma St.	63 43	147	H	Kansas	73 60
24	N	LSU	69 54					78	H	Oklahoma St.	74 69	154	A	Omaha	70 57
								85	A	Texas Tech	65 53	291	N	UTEP	61 40
								85	H	Texas Tech	68 54	333	H	Chicago St.	83 33
								97	H	UT Arlington	62 49				
LAST 12 Division I GAMES:															
76	H	Iowa St.	80 68	121	H	TCU	74 63								
8	A	Texas	58 63	78	A	Oklahoma St.	63 43								
85	A	Texas Tech	65 53	147	H	Kansas	73 60								
78	H	Oklahoma St.	74 69	85	H	Texas Tech	68 54								
7	H	Baylor	49 91	18	A	Oklahoma	80 85								
76	A	Iowa St.	69 75	56	H	West Virginia	86 71								

Non-Div I Games:

Kansas St.

■ Loss,
■ Non-Conf,
■ S Site,
■ H Home
■ A Away
N Neutral

Average RPI Win:	302	WON-LOST	WINNING	LAST 10	STRENGTH OF	OPP. STRENGTH	TEAM	ADJ.	CONF.	ADJ CONF.
Average RPI Loss:	159	RECORD	PCT. RANK	GAMES	SCHEDULE	OF SCHEDULE	RPI	RPI	RPI	RPI
DIV. I ONLY	7- 17	284	6- 4	217	266	278	278	24	24	
DIV. I NON-CONF.	1- 13	334	0- 2	218	244	337	337	23	23	
TOTALS	RPI 1-25	RPI 26-50	W-L RECORDS	RPI 51-100	RPI 101-150	RPI 150+				
7- 17	0- 1	0- 1	OVERALL	0- 4	0- 3	7- 8				
3- 7	0- 1	0- 1	HOME	0- 1	0- 1	3- 3				
4- 7	0- 0	0- 0	AWAY	0- 0	0- 0	4- 0				
0- 3	0- 0	0- 0	NEUTRAL	0- 0	0- 0	0- 3				
1- 13	0- 1	0- 1	NON-CONFERENCE	0- 1	0- 2	1- 8				
1- 5	0- 1	0- 1	HOME	0- 0	0- 0	1- 3				
0- 5	0- 0	0- 0	AWAY	0- 1	0- 2	0- 2				
0- 3	0- 0	0- 0	NEUTRAL	0- 0	0- 0	0- 3				
6- 4	0- 0	0- 0	CONFERENCE	0- 3	0- 1	6- 0				
2- 2	0- 0	0- 0	HOME	0- 1	0- 1	2- 0				
4- 2	0- 0	0- 0	AWAY	0- 2	0- 0	4- 0				
0- 0	0- 0	0- 0	NEUTRAL	0- 0	0- 0	0- 0				

RPI S	Opponent	Score	RPI S	Opponent	Score	RPI S	Opponent	Score	RPI S	Opponent	Score	Team's RPI: 278
25	H Temple	38 79	45	H Georgia Tech	49 86	86	A Jacksonville	48 72	101	A Mercer	46 61	
						90	A Georgia	40 82	106	A Vanderbilt	54 86	
						91	A FGCU	35 69	119	H Stetson	56 65	
						91	H FGCU	56 75	181	N Xavier	52 75	
									192	H Morehead St.	50 71	
									242	H Wofford	49 78	
									244	A Austin Peay	49 68	
									251	H Jacksonville St.	59 65	
									255	N Portland St.	61 71	
									258	A Georgia St.	59 62	
									262	H Savannah St.	72 60	
									274	A North Florida	67 61	
									303	A Lipscomb	70 55	
									315	A NJIT	66 56	
									315	H NJIT	75 64	
									322	N Arkansas St.	67 70	
									323	A USC Upstate	79 71	
									323	H USC Upstate	74 67	
LAST 12 Division I GAMES:												
91	A FGCU	35 69	86	A Jacksonville	48 72							
315	A NJIT	66 56	91	H FGCU	56 75							
323	H USC Upstate	74 67	119	H Stetson	56 65							
315	H NJIT	75 64	303	A Lipscomb	70 55							
323	A USC Upstate	79 71	25	H Temple	38 79							
274	A North Florida	67 61	242	H Wofford	49 78							

Non-Div I Games:

Kennesaw St.

■ Loss,
■ Non-Conf,
■ S Site,
■ H Home
■ A Away
N Neutral

Average RPI Win:	212	WON-LOST	WINNING	LAST 10	STRENGTH OF	OPP. STRENGTH	TEAM	ADJ.	CONF.	ADJ CONF.
Average RPI Loss:	90	RECORD	PCT. RANK	GAMES	SCHEDULE	OF SCHEDULE	RPI	RPI	RPI	RPI
DIV. I ONLY	14- 11	137	7- 3	85	160	107	107	10	10	
DIV. I NON-CONF.	6- 6	165	0- 0	86	219	141	141	11	11	
TOTALS	RPI 1-25	RPI 26-50	W-L RECORDS	RPI 51-100	RPI 101-150	RPI 150+				
14- 11	0- 1	1- 1	OVERALL	2- 6	1- 2	10- 1				
8- 3	0- 0	0- 0	HOME	1- 2	0- 0	7- 1				
5- 6	0- 0	1- 1	AWAY	0- 3	1- 2	3- 0				
1- 2	0- 1	0- 0	NEUTRAL	1- 1	0- 0	0- 0				
6- 6	0- 1	0- 1	NON-CONFERENCE	1- 2	1- 1	4- 1				
4- 1	0- 0	0- 0	HOME	0- 0	0- 0	4- 1				
1- 3	0- 0	0- 1	AWAY	0- 1	1- 1	0- 0				
1- 2	0- 1	0- 0	NEUTRAL	1- 1	0- 0	0- 0				
8- 5	0- 0	1- 0	CONFERENCE	1- 4	0- 1	6- 0				
4- 2	0- 0	0- 0	HOME	1- 2	0- 0	3- 0				
4- 3	0- 0	1- 0	AWAY	0- 2	0- 1	3- 0				
0- 0	0- 0	0- 0	NEUTRAL	0- 0	0- 0	0- 0				

RPI 1-25				RPI 26-50				RPI 51-100				RPI 101+ Team's RPI: 107			
RPI	S	Opponent	Score	RPI	S	Opponent	Score	RPI	S	Opponent	Score	RPI	S	Opponent	Score
7	N	Baylor	42 84	40	A	Ohio	68 65	60	H	Central Mich.	78 91	139	A	Detroit	52 73
				47	A	Iowa	48 83	62	A	Minnesota	62 92	146	A	Ball St.	47 71
								72	A	Buffalo	62 77	149	A	Wright St.	79 69
								79	N	Western Ky.	73 79	172	A	Western Mich.	71 67
								82	A	Northern Ill.	72 93	213	H	Miami (OH)	84 66
								82	H	Northern Ill.	97 98	215	H	Bradley	77 52
								84	H	Toledo	70 60	219	H	Robert Morris	65 68
								91	N	FGCU	77 64	226	A	Akron	72 58
												265	H	Bowling Green	80 78
												289	A	Eastern Mich.	86 67
												289	H	Eastern Mich.	83 65
												304	H	Eastern Ky.	80 67
												313	H	Youngstown St.	75 60
												324	H	Fort Wayne	66 55
LAST 12 Division I GAMES:															
				226	A	Akron	72 58					84	H	Toledo	70 60
				289	H	Eastern Mich.	83 65					172	A	Western Mich.	71 67
				72	A	Buffalo	62 77					40	A	Ohio	68 65
				213	H	Miami (OH)	84 66					82	H	Northern Ill.	97 98
				265	H	Bowling Green	80 78					289	A	Eastern Mich.	86 67
				82	A	Northern Ill.	72 93					146	A	Ball St.	47 71

Non-Div I Games:

Kent St.

■ Loss,
 ■ Non-Conf,
 ■ S Site,
 ■ H Home
 ■ A Away
 N Neutral

Kentucky

Through Games Of Feb. 12, 2017

Average RPI Win:	95	WON-LOST	WINNING	LAST 10	STRENGTH OF	OPP. STRENGTH	TEAM	ADJ.	CONF.	ADJ CONF.
Average RPI Loss:	24	RECORD	PCT. RANK	GAMES	SCHEDULE	OF SCHEDULE	RPI	RPI	RPI	RPI
DIV. I ONLY	17- 8	77	7- 3	4	9	15	15	2	2	
DIV. I NON-CONF.	9- 4	85	0- 0	4	28	16	16	2	2	
TOTALS	RPI 1-25	RPI 26-50	W-L RECORDS	RPI 51-100	RPI 101-150	RPI 150+				
17- 8	3- 5	2- 2	OVERALL	5- 1	5- 0	2- 0				
13- 3	2- 2	1- 1	HOME	4- 0	4- 0	2- 0				
4- 5	1- 3	1- 1	AWAY	1- 1	1- 0	0- 0				
0- 0	0- 0	0- 0	NEUTRAL	0- 0	0- 0	0- 0				
9- 4	2- 2	0- 1	NON-CONFERENCE	3- 1	2- 0	2- 0				
9- 1	2- 0	0- 1	HOME	3- 0	2- 0	2- 0				
0- 3	0- 2	0- 0	AWAY	0- 1	0- 0	0- 0				
0- 0	0- 0	0- 0	NEUTRAL	0- 0	0- 0	0- 0				
8- 4	1- 3	2- 1	CONFERENCE	2- 0	3- 0	0- 0				
4- 2	0- 2	1- 0	HOME	1- 0	2- 0	0- 0				
4- 2	1- 1	1- 1	AWAY	1- 0	1- 0	0- 0				
0- 0	0- 0	0- 0	NEUTRAL	0- 0	0- 0	0- 0				

RPI	S	Opponent	Score	RPI	S	Opponent	Score	RPI	S	Opponent	Score	RPI	S	Opponent	Score
3	H	South Carolina	63 75	26	H	Arizona St.	71 73	64	H	Middle Tenn.	61 48	106	H	Vanderbilt	71 63
9	A	Duke	54 69	29	A	Missouri	67 73	81	A	Colorado	69 79	110	H	Ole Miss	89 57
13	A	Louisville	67 69	29	H	Missouri	64 62	88	H	Washington St.	69 67	137	H	Radford	59 36
14	A	Tennessee	65 72	35	A	Auburn	64 60	90	A	Georgia	66 56	138	A	Alabama	71 54
16	H	Texas A&M	68 77					90	H	Georgia	82 61	140	H	Albany (NY)	70 46
18	H	Oklahoma	82 68					94	H	New Hampshire	92 43	192	H	Morehead St.	74 47
20	H	Miami (FL)	82 66									239	H	Samford	80 57
24	A	LSU	55 42												
LAST 12 Division I GAMES:															
				90	A	Georgia	66 56	24	A	LSU	55 42				
				106	H	Vanderbilt	71 63	90	H	Georgia	82 61				
				3	H	South Carolina	63 75	138	A	Alabama	71 54				
				29	A	Missouri	67 73	16	H	Texas A&M	68 77				
				110	H	Ole Miss	89 57	29	H	Missouri	64 62				
				35	A	Auburn	64 60	14	A	Tennessee	65 72				

Non-Div I Games:

Kentucky

■ Loss,
 ■ Non-Conf, S Site,
 ■ Home
 ■ Away
 N Neutral

Average RPI Win: 304		WON-LOST	WINNING	LAST 10	STRENGTH OF	OPP. STRENGTH	TEAM	ADJ.	CONF.	ADJ CONF.
Average RPI Loss: 227		RECORD	PCT. RANK	GAMES	SCHEDULE	OF SCHEDULE	RPI	RPI	RPI	RPI
DIV. I ONLY		4- 20	324	1- 4	273	348	335	335	31	31
DIV. I NON-CONF.		1- 10	325	0- 1	161	318	325	325	32	32
TOTALS	RPI 1-25		RPI 26-50		W-L RECORDS		RPI 51-100		RPI 101-150	RPI 150+
4- 20	0- 0		0- 1		OVERALL	0- 0		0- 1		4- 18
3- 10	0- 0		0- 0		HOME	0- 0		0- 1		3- 9
1- 8	0- 0		0- 1		AWAY	0- 0		0- 0		1- 7
0- 2	0- 0		0- 0		NEUTRAL	0- 0		0- 0		0- 2
1- 10	0- 0		0- 1		NON-CONFERENCE	0- 0		0- 1		1- 8
1- 4	0- 0		0- 0		HOME	0- 0		0- 1		1- 3
0- 4	0- 0		0- 1		AWAY	0- 0		0- 0		0- 3
0- 2	0- 0		0- 0		NEUTRAL	0- 0		0- 0		0- 2
3- 10	0- 0		0- 0		CONFERENCE	0- 0		0- 0		3- 10
2- 6	0- 0		0- 0		HOME	0- 0		0- 0		2- 6
1- 4	0- 0		0- 0		AWAY	0- 0		0- 0		1- 4
0- 0	0- 0		0- 0		NEUTRAL	0- 0		0- 0		0- 0

RPI 1-25				RPI 26-50				RPI 51-100				RPI 101+ Team's RPI: 335			
RPI	S	Opponent	Score	RPI	S	Opponent	Score	RPI	S	Opponent	Score	RPI	S	Opponent	Score
				27	A	Ohio St.	54 113					143	H	Yale	44 75
												159	H	Army West Point	47 68
												171	N	Milwaukee	50 88
												175	A	Columbia	57 66
												179	H	George Mason	48 64
												196	A	Seton Hall	59 77
												197	A	Sacred Heart	48 66
												210	H	UMBC	45 57
												219	A	Robert Morris	42 83
												219	H	Robert Morris	54 64
												230	A	Saint Francis (PA)	52 66
												230	H	Saint Francis (PA)	30 74
												246	A	Colgate	61 76
												263	H	Stony Brook	58 48
												301	H	Bryant	53 62
												306	H	Mt. St. Mary's	63 60
												308	A	Central Conn. St.	68 62
												308	H	Central Conn. St.	71 76
												315	N	NJIT	48 50
												321	H	St. Francis Brooklyn	54 56
												339	H	Wagner	69 64
												342	A	Fairleigh Dickinson	46 64
												342	H	Fairleigh Dickinson	54 67
LAST 12 Division I GAMES:															
				315	N	NJIT	48 50					339	H	Wagner	69 64
				342	H	Fairleigh Dickinson	54 67					342	A	Fairleigh Dickinson	46 64
				219	H	Robert Morris	54 64					308	H	Central Conn. St.	71 76
				230	H	Saint Francis (PA)	30 74					321	H	St. Francis Brooklyn	54 56
				308	A	Central Conn. St.	68 62					219	A	Robert Morris	42 83
				197	A	Sacred Heart	48 66					230	A	Saint Francis (PA)	52 66

Non-Div I Games:

LIU Brooklyn

■ Loss, ■ Non-Conf, S Site, H Home A Away N Neutral

Average RPI Win:	129	WON-LOST	WINNING	LAST 10	STRENGTH OF	OPP. STRENGTH	TEAM	ADJ.	CONF.	ADJ CONF.
Average RPI Loss:	11	RECORD	PCT. RANK	GAMES	SCHEDULE	OF SCHEDULE	RPI	RPI	RPI	RPI
DIV. I ONLY	17- 7	64	6- 4	17	11	24	24	2	2	
DIV. I NON-CONF.	11- 2	24	1- 0	60	23	27	27	2	2	
TOTALS	RPI 1-25	RPI 26-50	W-L RECORDS	RPI 51-100	RPI 101-150	RPI 150+				
17- 7	0- 7	4- 0	OVERALL	2- 0	6- 0	5- 0				
11- 3	0- 3	3- 0	HOME	2- 0	3- 0	3- 0				
3- 3	0- 0	0- 0	AWAY	0- 0	2- 0	1- 0				
3- 1	0- 1	1- 0	NEUTRAL	0- 0	1- 0	1- 0				
11- 2	0- 2	3- 0	NON-CONFERENCE	1- 0	2- 0	5- 0				
7- 1	0- 1	2- 0	HOME	1- 0	1- 0	3- 0				
1- 0	0- 0	0- 0	AWAY	0- 0	0- 0	1- 0				
3- 1	0- 1	1- 0	NEUTRAL	0- 0	1- 0	1- 0				
6- 5	0- 5	1- 0	CONFERENCE	1- 0	4- 0	0- 0				
4- 2	0- 2	1- 0	HOME	1- 0	2- 0	0- 0				
2- 3	0- 3	0- 0	AWAY	0- 0	2- 0	0- 0				
0- 0	0- 0	0- 0	NEUTRAL	0- 0	0- 0	0- 0				

RPI	S	Opponent	Score	RPI	S	Opponent	Score	RPI	S	Opponent	Score	RPI	S	Opponent	Score
1	H	UConn	53 76	29	H	Missouri	80 71	58	H	Florida	78 67	108	N	North Carolina	70 43
3	H	South Carolina	61 84	30	N	North Carolina St.	59 58	66	H	Wake Forest	60 57	110	A	Ole Miss	62 51
4	A	Mississippi St.	48 74	41	H	Tulane	69 51					121	H	TCU	67 61
14	A	Tennessee	58 77	43	H	Little Rock	69 49					131	A	Arkansas	53 52
15	H	Kentucky	42 55									131	H	Arkansas	53 46
16	A	Texas A&M	52 54									138	H	Alabama	48 41
21	N	Kansas St.	54 69									156	A	Louisiana Tech	77 73
												187	H	Rice	66 55
												217	H	Alabama St.	93 40
												291	N	UTEP	78 45
												337	H	Sam Houston St.	89 41
LAST 12 Division I GAMES:															
110	A	Ole Miss	62 51	3	H	South Carolina	61 84								
138	H	Alabama	48 41	29	H	Missouri	80 71								
14	A	Tennessee	58 77	131	A	Arkansas	53 52								
131	H	Arkansas	53 46	58	H	Florida	78 67								
16	A	Texas A&M	52 54	4	A	Mississippi St.	48 74								
15	H	Kentucky	42 55	217	H	Alabama St.	93 40								

Non-Div I Games:

LSU

■ Loss,
■ Non-Conf,
■ S Site,
■ H Home
■ A Away
N Neutral

RPI 1-25				RPI 26-50				RPI 51-100				RPI 101+				Team's RPI: 164	
RPI	S	Opponent	Score	RPI	S	Opponent	Score	RPI	S	Opponent	Score	RPI	S	Opponent	Score		
25	A	Temple	70 86	28	H	Harvard	64 66	57	A	Dayton	54 51	104	A	Saint Joseph's	58 67		
				48	H	George Washington	65 79	93	A	Penn	58 56	104	H	Saint Joseph's	55 75		
				50	A	Villanova	49 52					112	H	Duquesne	68 76		
												118	A	Rider	61 74		
												134	A	VCU	56 61		
												169	H	Fairfield	68 61		
												179	H	George Mason	59 57		
												188	H	American	63 59		
												206	A	UNCW	64 48		
												213	N	Miami (OH)	79 70		
												227	A	St. Bonaventure	57 45		
												229	A	Richmond	63 58		
												287	A	Davidson	65 58		
												294	H	Massachusetts	68 64		
												309	A	Rhode Island	58 49		
												309	H	Rhode Island	70 51		
												317	H	Lafayette	49 56		
												318	H	UMKC	64 59		
												347	H	Delaware St.	78 38		
LAST 12 Division I GAMES:																	
				104	A	Saint Joseph's	58 67	287	A	Davidson	65 58						
				227	A	St. Bonaventure	57 45	229	A	Richmond	63 58						
				48	H	George Washington	65 79	104	H	Saint Joseph's	55 75						
				309	A	Rhode Island	58 49	28	H	Harvard	64 66						
				179	H	George Mason	59 57	309	H	Rhode Island	70 51						
				294	H	Massachusetts	68 64	112	H	Duquesne	68 76						

La Salle

Page 139

Average RPI Win:	308	WON-LOST	WINNING	LAST 10	STRENGTH OF	OPP. STRENGTH	TEAM	ADJ.	CONF.	ADJ CONF.
Average RPI Loss:	188	RECORD	PCT. RANK	GAMES	SCHEDULE	OF SCHEDULE	RPI	RPI	RPI	RPI
DIV. I ONLY	3- 19	331	2- 8	271	273	332	332	21	21	
DIV. I NON-CONF.	1- 8	314	0- 0	310	322	341	341	19	19	
TOTALS	RPI 1-25	RPI 26-50	W-L RECORDS	RPI 51-100	RPI 101-150	RPI 150+				
3- 19	0- 0	0- 2	OVERALL	0- 1	0- 3	3- 13				
2- 8	0- 0	0- 1	HOME	0- 0	0- 1	2- 6				
1- 11	0- 0	0- 1	AWAY	0- 1	0- 2	1- 7				
0- 0	0- 0	0- 0	NEUTRAL	0- 0	0- 0	0- 0				
1- 8	0- 0	0- 0	NON-CONFERENCE	0- 0	0- 2	1- 6				
0- 4	0- 0	0- 0	HOME	0- 0	0- 0	0- 4				
1- 4	0- 0	0- 0	AWAY	0- 0	0- 2	1- 2				
0- 0	0- 0	0- 0	NEUTRAL	0- 0	0- 0	0- 0				
2- 11	0- 0	0- 2	CONFERENCE	0- 1	0- 1	2- 7				
2- 4	0- 0	0- 1	HOME	0- 0	0- 1	2- 2				
0- 7	0- 0	0- 1	AWAY	0- 1	0- 0	0- 5				
0- 0	0- 0	0- 0	NEUTRAL	0- 0	0- 0	0- 0				

RPI S	Opponent	Score	RPI S	Opponent	Score	RPI S	Opponent	Score	RPI S	Opponent	Score	Team's RPI: 332
43	A Little Rock	34 78	43	H Little Rock	47 92	97	A UT Arlington	59 93	109	H Troy	67 94	
									110	A Ole Miss	40 97	
									131	A Arkansas	46 92	
									156	H Louisiana Tech	53 73	
									163	A Louisiana	57 67	
									174	A Texas St.	50 63	
									187	H Rice	50 93	
									218	H Grambling	54 59	
									235	H South Ala.	44 74	
									238	A Ga. Southern	65 76	
									238	H Ga. Southern	44 65	
									258	A Georgia St.	35 87	
									258	H Georgia St.	72 63	
									267	H McNeese	52 78	
									292	A Northwestern St.	65 67	
									298	A Nicholls St.	54 73	
									322	A Arkansas St.	56 71	
									322	H Arkansas St.	59 51	
									345	A Houston Baptist	77 65	
LAST 12 Division I GAMES:												
235	H South Ala.	44 74	97	A UT Arlington	59 93							
109	H Troy	67 94	174	A Texas St.	50 63							
238	A Ga. Southern	65 76	258	H Georgia St.	72 63							
258	A Georgia St.	35 87	238	H Ga. Southern	44 65							
322	H Arkansas St.	59 51	163	A Louisiana	57 67							
43	H Little Rock	47 92	43	A Little Rock	34 78							

Non-Div I Games: Centenary (LA) 83 39 LSU-Alexandria 73 61

La.-Monroe

■ Loss,
 ■ Non-Conf,
 ■ S Site,
 ■ H Home
 ■ A Away
 N Neutral

Average RPI Win:	242	WON-LOST	WINNING	LAST 10	STRENGTH OF	OPP. STRENGTH	TEAM	ADJ.	CONF.	ADJ CONF.
Average RPI Loss:	173	RECORD	PCT. RANK	GAMES	SCHEDULE	OF SCHEDULE	RPI	RPI	RPI	RPI
DIV. I ONLY	2- 23	345	1- 9	129	262	317	317	23	23	
DIV. I NON-CONF.	1- 11	330	0- 0	36	173	237	237	25	25	
TOTALS	RPI 1-25	RPI 26-50	W-L RECORDS	RPI 51-100	RPI 101-150	RPI 150+				
2- 23	0- 1	0- 0	OVERALL	0- 4	0- 5	2- 13				
0- 10	0- 0	0- 0	HOME	0- 2	0- 1	0- 7				
2- 10	0- 1	0- 0	AWAY	0- 1	0- 4	2- 4				
0- 3	0- 0	0- 0	NEUTRAL	0- 1	0- 0	0- 2				
1- 11	0- 1	0- 0	NON-CONFERENCE	0- 4	0- 3	1- 3				
0- 3	0- 0	0- 0	HOME	0- 2	0- 0	0- 1				
1- 5	0- 1	0- 0	AWAY	0- 1	0- 3	1- 0				
0- 3	0- 0	0- 0	NEUTRAL	0- 1	0- 0	0- 2				
1- 12	0- 0	0- 0	CONFERENCE	0- 0	0- 2	1- 10				
0- 7	0- 0	0- 0	HOME	0- 0	0- 1	0- 6				
1- 5	0- 0	0- 0	AWAY	0- 0	0- 1	1- 4				
0- 0	0- 0	0- 0	NEUTRAL	0- 0	0- 0	0- 0				

RPI	S	Opponent	Score	RPI	S	Opponent	Score	RPI	S	Opponent	Score	RPI	S	Opponent	Score	Team's RPI: 317
13	A	Louisville	48 92					68	H	Drexel	39 81	112	A	Duquesne	52 67	
								73	A	St. John's (NY)	46 64	118	A	Rider	58 76	
								77	N	Chattanooga	43 68	125	A	Navy	41 76	
								93	H	Penn	47 64	125	H	Navy	65 68	
												136	A	Princeton	27 65	
												159	A	Army West Point	73 76	
												159	H	Army West Point	55 63	
												164	A	La Salle	56 49	
												170	N	Hampton	55 58	
												188	H	American	52 76	
												219	H	Robert Morris	51 62	
												246	A	Colgate	69 76	
												249	A	Boston U.	50 68	
												249	H	Boston U.	58 75	
												260	A	Loyola Maryland	47 75	
												260	H	Loyola Maryland	55 60	
												265	N	Bowling Green	42 69	
												302	H	Lehigh	53 56	
												319	A	Holy Cross	85 70	
												319	H	Holy Cross	61 67	
LAST 12 Division I GAMES:																
125	H	Navy	65 68	188	H	American	52 76									
319	A	Holy Cross	85 70	125	A	Navy	41 76									
249	H	Boston U.	58 75	319	H	Holy Cross	61 67									
159	H	Army West Point	55 63	249	A	Boston U.	50 68									
260	A	Loyola Maryland	47 75	159	A	Army West Point	73 76									
302	H	Lehigh	53 56	260	H	Loyola Maryland	55 60									

Non-Div I Games:

Lafayette

■ Loss,
 ■ Non-Conf,
 ■ S Site,
 ■ H Home
 ■ A Away
 N Neutral

Average RPI Win:	275	WON-LOST	WINNING	LAST 10	STRENGTH OF	OPP. STRENGTH	TEAM	ADJ.	CONF.	ADJ CONF.
Average RPI Loss:	97	RECORD	PCT. RANK	GAMES	SCHEDULE	OF SCHEDULE	RPI	RPI	RPI	RPI
DIV. I ONLY	13- 6	73	7- 3	306	220	133	133	27	27	
DIV. I NON-CONF.	3- 3	165	0- 0	207	8	130	130	27	27	
TOTALS	RPI 1-25	RPI 26-50	W-L RECORDS	RPI 51-100	RPI 101-150	RPI 150+				
13- 6	0- 2	0- 1	OVERALL	1- 1	0- 1	12- 1				
9- 0	0- 0	0- 0	HOME	0- 0	0- 0	9- 0				
4- 6	0- 2	0- 1	AWAY	1- 1	0- 1	3- 1				
0- 0	0- 0	0- 0	NEUTRAL	0- 0	0- 0	0- 0				
3- 3	0- 2	0- 1	NON-CONFERENCE	0- 0	0- 0	3- 0				
2- 0	0- 0	0- 0	HOME	0- 0	0- 0	2- 0				
1- 3	0- 2	0- 1	AWAY	0- 0	0- 0	1- 0				
0- 0	0- 0	0- 0	NEUTRAL	0- 0	0- 0	0- 0				
10- 3	0- 0	0- 0	CONFERENCE	1- 1	0- 1	9- 1				
7- 0	0- 0	0- 0	HOME	0- 0	0- 0	7- 0				
3- 3	0- 0	0- 0	AWAY	1- 1	0- 1	2- 1				
0- 0	0- 0	0- 0	NEUTRAL	0- 0	0- 0	0- 0				

RPI 1-25				RPI 26-50				RPI 51-100				RPI 101+ Team's RPI: 133			
RPI	S	Opponent	Score	RPI	S	Opponent	Score	RPI	S	Opponent	Score	RPI	S	Opponent	Score
10	A	Oregon St.	56 88	36	A	Oregon	67 84	96	A	SFA	66 74	122	A	Abilene Christian	59 77
21	A	Kansas St.	43 68					100	A	Central Ark.	70 56	211	A	New Orleans	66 55
												211	H	New Orleans	73 42
												245	A	Canisius	65 51
												267	H	McNeese	79 57
												285	H	A&M-Corpus Christi	65 49
												292	H	Northwestern St.	73 60
												298	A	Nicholls St.	67 78
												305	H	Northern Ariz.	75 60
												320	H	Loyola Chicago	76 50
												331	H	Southeastern La.	86 68
												334	H	Incarinate Word	83 54
												337	A	Sam Houston St.	70 44
												337	H	Sam Houston St.	84 51
LAST 12 Division I GAMES:															
				96	A	SFA	66 74	298	A	Nicholls St.	67 78				
				337	H	Sam Houston St.	84 51	337	A	Sam Houston St.	70 44				
				267	H	McNeese	79 57	122	A	Abilene Christian	59 77				
				211	A	New Orleans	66 55	334	H	Incarinate Word	83 54				
				292	H	Northwestern St.	73 60	331	H	Southeastern La.	86 68				
				285	H	A&M-Corpus Christi	65 49	211	H	New Orleans	73 42				

Non-Div I Games: St. Thomas (TX) 95 49 Louisiana Col. 94 55 Howard Payne 93 56 Southwestern (TX) 87 41
Lamar University

Loss, Non-Conf, S Site, H Home A Away N Neutral

Average RPI Win: 294	WON-LOST	WINNING	LAST 10	STRENGTH OF	OPP. STRENGTH	TEAM	ADJ.	CONF.	ADJ CONF.
Average RPI Loss: 169	RECORD	PCT. RANK	GAMES	SCHEDULE	OF SCHEDULE	RPI	RPI	RPI	RPI
DIV. I ONLY	7- 16	277	3- 7	226	305	302	302	23	23
DIV. I NON-CONF.	4- 6	209	0- 0	195	328	250	250	25	25
TOTALS	RPI 1-25	RPI 26-50	W-L RECORDS	RPI 51-100	RPI 101-150	RPI 150+			
7- 16	0- 0	0- 1	OVERALL	0- 3	0- 3	7- 9			
5- 8	0- 0	0- 0	HOME	0- 1	0- 2	5- 5			
2- 8	0- 0	0- 1	AWAY	0- 2	0- 1	2- 4			
0- 0	0- 0	0- 0	NEUTRAL	0- 0	0- 0	0- 0			
4- 6	0- 0	0- 1	NON-CONFERENCE	0- 1	0- 2	4- 2			
3- 3	0- 0	0- 0	HOME	0- 0	0- 1	3- 2			
1- 3	0- 0	0- 1	AWAY	0- 1	0- 1	1- 0			
0- 0	0- 0	0- 0	NEUTRAL	0- 0	0- 0	0- 0			
3- 10	0- 0	0- 0	CONFERENCE	0- 2	0- 1	3- 7			
2- 5	0- 0	0- 0	HOME	0- 1	0- 1	2- 3			
1- 5	0- 0	0- 0	AWAY	0- 1	0- 0	1- 4			
0- 0	0- 0	0- 0	NEUTRAL	0- 0	0- 0	0- 0			

RPI S	Opponent	Score	RPI S	Opponent	Score	RPI S	Opponent	Score	RPI S	Opponent	Score	Team's RPI: 302
50	A Villanova	37 59	67	A California	63 96	112	A Duquesne	49 63				
			74	A Bucknell	54 73	118	H Rider	68 75				
			74	H Bucknell	58 77	125	H Navy	64 66				
						159	H Army West Point	71 75				
						188	A American	51 68				
						188	H American	58 70				
						197	H Sacred Heart	68 62				
						209	H Monmouth	62 73				
						249	A Boston U.	50 64				
						249	H Boston U.	64 69				
						256	H Norfolk St.	57 81				
						260	A Loyola Maryland	58 62				
						260	H Loyola Maryland	86 69				
						306	A Mt. St. Mary's	74 57				
						315	H NJIT	84 52				
						317	A Lafayette	56 53				
						319	A Holy Cross	47 65				
						319	H Holy Cross	80 64				
						347	H Delaware St.	91 80				
LAST 12 Division I GAMES:												
319	H Holy Cross	80 64	125	H Navy	64 66							
74	A Bucknell	54 73	319	A Holy Cross	47 65							
188	H American	58 70	74	H Bucknell	58 77							
260	H Loyola Maryland	86 69	188	A American	51 68							
249	A Boston U.	50 64	260	A Loyola Maryland	58 62							
317	A Lafayette	56 53	249	H Boston U.	64 69							

Non-Div I Games: East Stroudsburg 78 72

Lehigh

■ Loss,
 ■ Non-Conf,
 ■ S Site,
 ■ H Home
 ■ A Away
 N Neutral

Liberty

Through Games Of Feb. 12, 2017

Average RPI Win:	258	WON-LOST	WINNING	LAST 10	STRENGTH OF	OPP. STRENGTH	TEAM	ADJ.	CONF.	ADJ CONF.
Average RPI Loss:	167	RECORD	PCT. RANK	GAMES	SCHEDULE	OF SCHEDULE	RPI	RPI	RPI	RPI
DIV. I ONLY	8- 14	246	6- 4	176	311	248	248	28	28	
DIV. I NON-CONF.	0- 10	335	0- 0	65	222	304	304	28	28	
TOTALS	RPI 1-25	RPI 26-50	W-L RECORDS	RPI 51-100	RPI 101-150	RPI 150+				
8- 14	0- 1	0- 1	OVERALL	0- 2	1- 2	7- 8				
6- 3	0- 1	0- 1	HOME	0- 0	1- 0	5- 1				
2- 7	0- 0	0- 0	AWAY	0- 0	0- 2	2- 5				
0- 4	0- 0	0- 0	NEUTRAL	0- 2	0- 0	0- 2				
0- 10	0- 1	0- 1	NON-CONFERENCE	0- 2	0- 1	0- 5				
0- 3	0- 1	0- 1	HOME	0- 0	0- 0	0- 1				
0- 3	0- 0	0- 0	AWAY	0- 0	0- 1	0- 2				
0- 4	0- 0	0- 0	NEUTRAL	0- 2	0- 0	0- 2				
8- 4	0- 0	0- 0	CONFERENCE	0- 0	1- 1	7- 3				
6- 0	0- 0	0- 0	HOME	0- 0	1- 0	5- 0				
2- 4	0- 0	0- 0	AWAY	0- 0	0- 1	2- 3				
0- 0	0- 0	0- 0	NEUTRAL	0- 0	0- 0	0- 0				

RPI S	Opponent	Score	RPI S	Opponent	Score	RPI S	Opponent	Score	RPI S	Opponent	Score	Team's RPI: 248
9	H Duke	38 98	39	H James Madison	48 62	57	N Dayton	53 82	125	A Navy	66 67	
						100	N Central Ark.	41 61	137	A Radford	68 76	
									137	H Radford	49 48	
									161	A UTSA	64 80	
									195	H Appalachian St.	57 66	
									208	A Campbell	58 52	
									210	N UMBC	51 62	
									223	A Presbyterian	55 56	
									223	H Presbyterian	68 60	
									229	N Richmond	54 63	
									234	A UNC Asheville	54 64	
									250	A Charleston So.	81 72	
									271	H High Point	81 74	
									307	A Gardner-Webb	82 84	
									307	H Gardner-Webb	66 63	
									312	A Valparaiso	68 70	
									329	H Winthrop	80 51	
									336	H Longwood	92 47	
LAST 12 Division I GAMES:												
223	A	Presbyterian	55	56	234	A	UNC Asheville	54	64			
137	H	Radford	49	48	336	H	Longwood	92	47			
307	H	Gardner-Webb	66	63	307	A	Gardner-Webb	82	84			
208	A	Campbell	58	52	223	H	Presbyterian	68	60			
329	H	Winthrop	80	51	271	H	High Point	81	74			
137	A	Radford	68	76	250	A	Charleston So.	81	72			

Non-Div I Games: West Liberty 64 38

Liberty

Loss, Non-Conf, S Site, H Home A Away N Neutral

Average RPI Win: 250	WON-LOST	WINNING	LAST 10	STRENGTH OF	OPP. STRENGTH	TEAM	ADJ.	CONF.	ADJ CONF.
Average RPI Loss: 189	RECORD	PCT. RANK	GAMES	SCHEDULE	OF SCHEDULE	RPI	RPI	RPI	RPI
DIV. I ONLY	4- 20	324	2- 8	136	319	303	303	24	24
DIV. I NON-CONF.	2- 12	310	0- 2	82	330	268	268	23	23
TOTALS	RPI 1-25	RPI 26-50	W-L RECORDS	RPI 51-100	RPI 101-150	RPI 150+			
4- 20	0- 0	0- 0	OVERALL	0- 4	1- 6	3- 10			
2- 8	0- 0	0- 0	HOME	0- 1	0- 3	2- 4			
2- 12	0- 0	0- 0	AWAY	0- 1	1- 0	1- 1			
0- 0	0- 0	0- 0	NEUTRAL	0- 0	0- 0	0- 0			
2- 12	0- 0	0- 0	NON-CONFERENCE	0- 2	1- 4	1- 6			
1- 4	0- 0	0- 0	HOME	0- 0	0- 2	1- 2			
1- 8	0- 0	0- 0	AWAY	0- 2	1- 2	0- 4			
0- 0	0- 0	0- 0	NEUTRAL	0- 0	0- 0	0- 0			
2- 8	0- 0	0- 0	CONFERENCE	0- 2	0- 2	2- 4			
1- 4	0- 0	0- 0	HOME	0- 1	0- 1	1- 2			
1- 4	0- 0	0- 0	AWAY	0- 1	0- 1	1- 2			
0- 0	0- 0	0- 0	NEUTRAL	0- 0	0- 0	0- 0			

RPI 1-25				RPI 26-50				RPI 51-100				RPI 101+				Team's RPI: 303	
RPI	S	Opponent	Score	RPI	S	Opponent	Score	RPI	S	Opponent	Score	RPI	S	Opponent	Score		
								75	A	Belmont	62	100	110	A	Ole Miss	49	76
								79	A	Western Ky.	35	87	114	H	Saint Louis	38	83
								86	A	Jacksonville	60	84	119	A	Stetson	60	66
								91	H	FGCU	63	90	119	H	Stetson	66	91
													136	H	Princeton	43	71
													138	A	Alabama	35	82
													146	A	Ball St.	78	74
													192	A	Morehead St.	53	73
													237	A	Murray St.	59	79
													250	H	Charleston So.	52	67
													257	H	Tennessee Tech	71	69
													260	A	Loyola Maryland	30	74
													269	A	Southeast Mo. St.	63	79
													270	H	Tennessee St.	71	77
													274	A	North Florida	60	58
													278	H	Kennesaw St.	55	70
													315	A	NJIT	68	76
													315	H	NJIT	53	76
													323	A	USC Upstate	75	89
													323	H	USC Upstate	84	77
LAST 12 Division I GAMES:																	
				119	A	Stetson	60	66					274	A	North Florida	60	58
				323	A	USC Upstate	75	89					119	H	Stetson	66	91
				315	H	NJIT	53	76					91	H	FGCU	63	90
				323	H	USC Upstate	84	77					278	H	Kennesaw St.	55	70
				315	A	NJIT	68	76					136	H	Princeton	43	71
				86	A	Jacksonville	60	84					114	H	Saint Louis	38	83

Non-Div I Games: Anderson (SC) 66 59

Lipscomb

■ Loss,
 ■ Non-Conf,
 ■ S Site,
 ■ H Home
 ■ A Away
 N Neutral

Little Rock

Through Games Of Feb. 12, 2017

Average RPI Win:	200	WON-LOST	WINNING	LAST 10	STRENGTH OF	OPP. STRENGTH	TEAM	ADJ.	CONF.	ADJ CONF.
Average RPI Loss:	55	RECORD	PCT. RANK	GAMES	SCHEDULE	OF SCHEDULE	RPI	RPI	RPI	RPI
DIV. I ONLY	18- 7	59	3- 2	84	129	43	43	21	21	
DIV. I NON-CONF.	6- 6	165	0- 1	10	21	48	48	19	19	
TOTALS	RPI 1-25	RPI 26-50	W-L RECORDS	RPI 51-100	RPI 101-150	RPI 150+				
18- 7	0- 4	0- 1	OVERALL	1- 0	6- 1	11- 1				
10- 2	0- 2	0- 0	HOME	0- 0	3- 0	7- 0				
8- 5	0- 2	0- 1	AWAY	1- 0	3- 1	4- 1				
0- 0	0- 0	0- 0	NEUTRAL	0- 0	0- 0	0- 0				
6- 6	0- 4	0- 1	NON-CONFERENCE	0- 0	5- 1	1- 0				
3- 2	0- 2	0- 0	HOME	0- 0	2- 0	1- 0				
3- 4	0- 2	0- 1	AWAY	0- 0	3- 1	0- 0				
0- 0	0- 0	0- 0	NEUTRAL	0- 0	0- 0	0- 0				
12- 1	0- 0	0- 0	CONFERENCE	1- 0	1- 0	10- 1				
7- 0	0- 0	0- 0	HOME	0- 0	1- 0	6- 0				
5- 1	0- 0	0- 0	AWAY	1- 0	0- 0	4- 1				
0- 0	0- 0	0- 0	NEUTRAL	0- 0	0- 0	0- 0				

RPI 1-25				RPI 26-50				Team's RPI: 43				RPI 51-100				RPI 101+			
RPI	S	Opponent	Score	RPI	S	Opponent	Score	RPI	S	Opponent	Score	RPI	S	Opponent	Score	RPI	S	Opponent	Score
4	H	Mississippi St.	44 58	34	A	Green Bay	31 57	97	A	UT Arlington	58 49	109	H	Troy	77 74				
16	H	Texas A&M	37 55									114	H	Saint Louis	56 43				
18	A	Oklahoma	58 68									116	A	Fordham	43 65				
24	A	LSU	49 69									141	A	Tulsa	63 58				
												145	A	Memphis	54 44				
												150	A	Missouri St.	58 47				
												150	H	Oral Roberts	56 50				
												163	A	Louisiana	82 64				
												163	H	Louisiana	64 60				
												174	A	Texas St.	47 64				
												195	A	Appalachian St.	77 69				
												195	H	Appalachian St.	67 55				
												202	H	North Texas	55 44				
												235	H	South Ala.	71 54				
												277	A	Coastal Caro.	74 66				
												277	H	Coastal Caro.	79 47				
												322	H	Arkansas St.	73 59				
												332	A	La.-Monroe	92 47				
												332	H	La.-Monroe	78 34				
LAST 12 Division I GAMES:																			
116	A	Fordham	43 65	332	A	La.-Monroe	92 47												
174	A	Texas St.	47 64	235	H	South Ala.	71 54												
97	A	UT Arlington	58 49	109	H	Troy	77 74												
277	H	Coastal Caro.	79 47	322	H	Arkansas St.	73 59												
195	H	Appalachian St.	67 55	195	A	Appalachian St.	77 69												
163	A	Louisiana	82 64	277	A	Coastal Caro.	74 66												

Non-Div I Games:

Little Rock

Loss, Non-Conf, S Site, H Home A Away N Neutral

Average RPI Win:	221	WON-LOST	WINNING	LAST 10	STRENGTH OF	OPP. STRENGTH	TEAM	ADJ.	CONF.	ADJ CONF.
Average RPI Loss:	102	RECORD	PCT. RANK	GAMES	SCHEDULE	OF SCHEDULE	RPI	RPI	RPI	RPI
DIV. I ONLY	16- 8	84	8- 2	196	164	111	111	25	25	
DIV. I NON-CONF.	8- 6	141	1- 1	129	76	105	105	24	24	
TOTALS	RPI 1-25	RPI 26-50	W-L RECORDS	RPI 51-100	RPI 101-150	RPI 150+				
16- 8	1- 1	0- 1	OVERALL	0- 3	2- 0	13- 3				
8- 1	0- 1	0- 0	HOME	0- 0	1- 0	7- 0				
6- 4	0- 0	0- 0	AWAY	0- 1	1- 0	5- 3				
2- 3	1- 0	0- 1	NEUTRAL	0- 2	0- 0	1- 0				
8- 6	1- 1	0- 1	NON-CONFERENCE	0- 3	0- 0	7- 1				
3- 1	0- 1	0- 0	HOME	0- 0	0- 0	3- 0				
3- 2	0- 0	0- 0	AWAY	0- 1	0- 0	3- 1				
2- 3	1- 0	0- 1	NEUTRAL	0- 2	0- 0	1- 0				
8- 2	0- 0	0- 0	CONFERENCE	0- 0	2- 0	6- 2				
5- 0	0- 0	0- 0	HOME	0- 0	1- 0	4- 0				
3- 2	0- 0	0- 0	AWAY	0- 0	1- 0	2- 2				
0- 0	0- 0	0- 0	NEUTRAL	0- 0	0- 0	0- 0				

RPI 1-25				RPI 26-50				RPI 51-100				RPI 101+				Team's RPI: 111	
RPI	S	Opponent	Score	RPI	S	Opponent	Score	RPI	S	Opponent	Score	RPI	S	Opponent	Score		
9	H	Duke	46 83	46	N	Quinnipiac	60 63	54	A	Southern California	74 82	102	A	UC Davis	64 51		
23	N	South Fla.	73 68					58	N	Florida	53 83	102	H	UC Davis	64 62		
								78	N	Oklahoma St.	57 63	158	A	San Francisco	71 73		
												166	A	CSUN	56 63		
												173	H	UC Riverside	55 51		
												175	H	Columbia	73 60		
												183	H	Houston	65 55		
												212	A	Loyola Marymount	81 78		
												216	H	Pacific	66 58		
												243	A	UC Santa Barbara	60 65		
												249	N	Boston U.	61 48		
												259	H	Cal Poly	83 80		
												266	H	Hawaii	68 57		
												283	A	Nevada	97 93		
												293	A	Pepperdine	44 41		
												327	A	UC Irvine	68 63		
												340	A	Cal St. Fullerton	65 48		
												340	H	Cal St. Fullerton	84 55		
LAST 12 Division I GAMES:																	
340	H	Cal St. Fullerton	84 55	243	A	UC Santa Barbara	60 65										
327	A	UC Irvine	68 63	259	H	Cal Poly	83 80										
166	A	CSUN	56 63	102	A	UC Davis	64 51										
173	H	UC Riverside	55 51	266	H	Hawaii	68 57										
340	A	Cal St. Fullerton	65 48	175	H	Columbia	73 60										
102	H	UC Davis	64 62	46	N	Quinnipiac	60 63										

Non-Div I Games: Biola 76 48

Long Beach St.

■ Loss,
■ Non-Conf,
■ S Site,
■ H Home
■ A Away
N Neutral

Average RPI Win:	338	WON-LOST	WINNING	LAST 10	STRENGTH OF	OPP. STRENGTH	TEAM	ADJ.	CONF.	ADJ CONF.
Average RPI Loss:	210	RECORD	PCT. RANK	GAMES	SCHEDULE	OF SCHEDULE	RPI	RPI	RPI	RPI
DIV. I ONLY	3- 18	330	1- 9	308	332	336	336	28	28	
DIV. I NON-CONF.	2- 7	284	0- 0	200	333	279	279	28	28	
TOTALS	RPI 1-25	RPI 26-50	W-L RECORDS	RPI 51-100	RPI 101-150	RPI 150+				
3- 18	0- 1	0- 1	OVERALL	0- 1	0- 2	3- 13				
2- 6	0- 0	0- 0	HOME	0- 0	0- 0	2- 6				
1- 12	0- 0	0- 0	AWAY	0- 1	0- 1	1- 2				
0- 0	0- 0	0- 0	NEUTRAL	0- 0	0- 0	0- 0				
2- 7	0- 1	0- 1	NON-CONFERENCE	0- 1	0- 1	2- 3				
1- 1	0- 0	0- 0	HOME	0- 0	0- 0	1- 1				
1- 6	0- 1	0- 1	AWAY	0- 1	0- 1	1- 2				
0- 0	0- 0	0- 0	NEUTRAL	0- 0	0- 0	0- 0				
1- 11	0- 0	0- 0	CONFERENCE	0- 0	0- 1	1- 10				
1- 5	0- 0	0- 0	HOME	0- 0	0- 0	1- 5				
0- 6	0- 0	0- 0	AWAY	0- 0	0- 1	0- 5				
0- 0	0- 0	0- 0	NEUTRAL	0- 0	0- 0	0- 0				

RPI 1-25				RPI 26-50				RPI 51-100				RPI 101+ Team's RPI: 336			
RPI	S	Opponent	Score	RPI	S	Opponent	Score	RPI	S	Opponent	Score	RPI	S	Opponent	Score
9	A	Duke	48 105	42	A	Marquette	37 87	56	A	West Virginia	40 107	104	A	Charlotte	41 66
												137	A	Radford	55 73
												208	A	Campbell	50 74
												208	H	Campbell	54 66
												223	A	Presbyterian	55 65
												234	H	UNC Asheville	53 80
												248	A	Liberty	47 92
												250	H	Charleston So.	47 62
												254	A	Marshall	50 70
												256	H	Norfolk St.	56 85
												271	H	High Point	49 80
												307	A	Gardner-Webb	55 89
												307	H	Gardner-Webb	43 77
												329	A	Winthrop	72 78
												329	H	Winthrop	83 78
												338	A	UMass Lowell	72 59
												342	A	Fairleigh Dickinson	59 75
												347	H	Delaware St.	88 77
LAST 12 Division I GAMES:															
329	H	Winthrop	83 78	208	H	Campbell	54 66								
307	A	Gardner-Webb	55 89	248	A	Liberty	47 92								
208	A	Campbell	50 74	137	A	Radford	55 73								
271	H	High Point	49 80	307	H	Gardner-Webb	43 77								
250	H	Charleston So.	47 62	234	H	UNC Asheville	53 80								
329	A	Winthrop	72 78	223	A	Presbyterian	55 65								

Non-Div I Games: West Va. Tech 58 76 Milligan 71 47

Longwood

Loss, Non-Conf, S Site, H Home A Away N Neutral

Average RPI Win:	258	WON-LOST	WINNING	LAST 10	STRENGTH OF	OPP. STRENGTH	TEAM	ADJ.	CONF.	ADJ CONF.
Average RPI Loss:	113	RECORD	PCT. RANK	GAMES	SCHEDULE	OF SCHEDULE	RPI	RPI	RPI	RPI
DIV. I ONLY	12- 8	113	6- 4	225	210	163	163	21	21	
DIV. I NON-CONF.	4- 3	141	0- 0	204	145	165	165	19	19	
TOTALS	RPI 1-25	RPI 26-50	W-L RECORDS	RPI 51-100	RPI 101-150	RPI 150+				
12- 8	0- 1	0- 2	OVERALL	0- 1	1- 1	11- 3				
8- 2	0- 0	0- 1	HOME	0- 0	1- 0	7- 1				
3- 5	0- 0	0- 1	AWAY	0- 0	0- 1	3- 0				
1- 1	0- 1	0- 0	NEUTRAL	0- 0	0- 0	1- 0				
4- 3	0- 1	0- 0	NON-CONFERENCE	0- 0	0- 1	4- 1				
2- 1	0- 0	0- 0	HOME	0- 0	0- 0	2- 1				
1- 1	0- 0	0- 0	AWAY	0- 0	0- 1	1- 0				
1- 1	0- 1	0- 0	NEUTRAL	0- 0	0- 0	1- 0				
8- 5	0- 0	0- 2	CONFERENCE	0- 1	1- 0	7- 2				
6- 1	0- 0	0- 1	HOME	0- 0	1- 0	5- 0				
2- 4	0- 0	0- 1	AWAY	0- 1	0- 0	2- 2				
0- 0	0- 0	0- 0	NEUTRAL	0- 0	0- 0	0- 0				

RPI 1-25				RPI 26-50				RPI 51-100				RPI 101+ Team's RPI: 163			
RPI	S	Opponent	Score	RPI	S	Opponent	Score	RPI	S	Opponent	Score	RPI	S	Opponent	Score
2	N	Notre Dame	51 91	43	A	Little Rock	60 64	97	A	UT Arlington	66 79	109	H	Troy	80 72
				43	H	Little Rock	64 82					120	A	Southern Miss.	49 71
												156	H	Louisiana Tech	80 72
												174	A	Texas St.	40 62
												183	H	Houston	64 69
												235	H	South Ala.	62 38
												238	A	Ga. Southern	60 63
												238	H	Ga. Southern	79 52
												258	A	Georgia St.	70 64
												258	H	Georgia St.	72 65
												267	A	McNeese	77 70
												269	N	Southeast Mo. St.	82 78
												322	A	Arkansas St.	80 72
												322	H	Arkansas St.	72 60
												331	H	Southeastern La.	86 77
												332	H	La.-Monroe	67 57
LAST 12 Division I GAMES:															
109	H	Troy	80 72	174	A	Texas St.	40 62								
235	H	South Ala.	62 38	97	A	UT Arlington	66 79								
258	A	Georgia St.	70 64	238	H	Ga. Southern	79 52								
238	A	Ga. Southern	60 63	258	H	Georgia St.	72 65								
43	H	Little Rock	64 82	332	H	La.-Monroe	67 57								
322	H	Arkansas St.	72 60	322	A	Arkansas St.	80 72								

Non-Div I Games: Xavier (LA) 74 55 Southern-N.O. 87 57

Louisiana

Loss, Non-Conf, S Site, H Home A Away N Neutral

Louisiana Tech

Through Games Of Feb. 12, 2017

Average RPI Win:	218	WON-LOST	WINNING	LAST 10	STRENGTH OF	OPP. STRENGTH	TEAM	ADJ.	CONF.	ADJ CONF.
Average RPI Loss:	118	RECORD	PCT. RANK	GAMES	SCHEDULE	OF SCHEDULE	RPI	RPI	RPI	RPI
DIV. I ONLY	12- 11	162	7- 3	143	142	156	156	15	15	
DIV. I NON-CONF.	4- 6	209	0- 0	175	161	202	202	16	16	
TOTALS	RPI 1-25	RPI 26-50	W-L RECORDS	RPI 51-100	RPI 101-150	RPI 150+				
12- 11	0- 1	0- 1	OVERALL	0- 3	2- 3	10- 3				
7- 5	0- 1	0- 1	HOME	0- 2	2- 1	5- 0				
5- 6	0- 0	0- 0	AWAY	0- 1	0- 2	5- 3				
0- 0	0- 0	0- 0	NEUTRAL	0- 0	0- 0	0- 0				
4- 6	0- 1	0- 1	NON-CONFERENCE	0- 1	0- 2	4- 1				
2- 3	0- 1	0- 1	HOME	0- 1	0- 0	2- 0				
2- 3	0- 0	0- 0	AWAY	0- 0	0- 2	2- 1				
0- 0	0- 0	0- 0	NEUTRAL	0- 0	0- 0	0- 0				
8- 5	0- 0	0- 0	CONFERENCE	0- 2	2- 1	6- 2				
5- 2	0- 0	0- 0	HOME	0- 1	2- 1	3- 0				
3- 3	0- 0	0- 0	AWAY	0- 1	0- 0	3- 2				
0- 0	0- 0	0- 0	NEUTRAL	0- 0	0- 0	0- 0				

RPI 1-25				RPI 26-50				RPI 51-100				RPI 101+ Team's RPI: 156			
RPI	S	Opponent	Score	RPI	S	Opponent	Score	RPI	S	Opponent	Score	RPI	S	Opponent	Score
24	H	LSU	73 77	35	H	Auburn	66 76	64	H	Middle Tenn.	65 79	103	A	Clemson	67 78
								79	A	Western Ky.	58 67	104	H	Charlotte	80 54
								96	H	SFA	58 60	120	H	Southern Miss.	72 61
												132	H	Old Dominion	64 69
												145	A	Memphis	54 56
												161	A	UTSA	61 63
												161	H	UTSA	77 71
												163	A	Louisiana	72 80
												184	H	UAB	64 63
												187	A	Rice	70 67
												202	A	North Texas	72 65
												218	H	Grambling	69 55
												254	A	Marshall	72 54
												267	A	McNeese	66 56
												291	A	UTEP	62 69
												291	H	UTEP	69 61
												298	H	Nicholls St.	68 52
												332	A	La.-Monroe	73 53
LAST 12 Division I GAMES:															
161	H	UTSA	77 71	202	A	North Texas	72 65								
291	H	UTEP	69 61	187	A	Rice	70 67								
254	A	Marshall	72 54	132	H	Old Dominion	64 69								
79	A	Western Ky.	58 67	104	H	Charlotte	80 54								
64	H	Middle Tenn.	65 79	161	A	UTSA	61 63								
184	H	UAB	64 63	291	A	UTEP	62 69								

Non-Div I Games: LSU-Alexandria 103 63

Louisiana Tech

Loss, Non-Conf, S Site, H Home A Away N Neutral

Louisville

Through Games Of Feb. 12, 2017

2015-2016				Through Games Of Feb. 11, 2017						
Average RPI Win:	118	WON-LOST	WINNING	LAST 10	STRENGTH OF	OPP. STRENGTH	TEAM	ADJ.	CONF.	ADJ CONF.
Average RPI Loss:	11	RECORD	PCT. RANK	GAMES	SCHEDULE	OF SCHEDULE	RPI	RPI	RPI	RPI
DIV. I ONLY	22- 6	27	7- 3	11	21	13	13	3	3	
DIV. I NON-CONF.	13- 2	22	1- 0	34	29	11	11	4	4	
TOTALS	RPI 1-25	RPI 26-50	W-L RECORDS	RPI 51-100	RPI 101-150	RPI 150+				
22- 6	3- 5	3- 1	OVERALL	6- 0	2- 0	8- 0				
14- 2	2- 1	3- 1	HOME	3- 0	0- 0	6- 0				
8- 3	1- 3	0- 0	AWAY	3- 0	2- 0	2- 0				
0- 1	0- 1	0- 0	NEUTRAL	0- 0	0- 0	0- 0				
13- 2	2- 2	1- 0	NON-CONFERENCE	4- 0	1- 0	5- 0				
9- 1	1- 1	1- 0	HOME	3- 0	0- 0	4- 0				
4- 0	1- 0	0- 0	AWAY	1- 0	1- 0	1- 0				
0- 1	0- 1	0- 0	NEUTRAL	0- 0	0- 0	0- 0				
9- 4	1- 3	2- 1	CONFERENCE	2- 0	1- 0	3- 0				
5- 1	1- 0	2- 1	HOME	0- 0	0- 0	2- 0				
4- 3	0- 3	0- 0	AWAY	2- 0	1- 0	1- 0				
0- 0	0- 0	0- 0	NEUTRAL	0- 0	0- 0	0- 0				

RPI	S	Opponent	Score	RPI	S	Opponent	Score	RPI	S	Opponent	Score	RPI	S	Opponent	Score
2	A	Notre Dame	66 85	30	H	North Carolina St.	70 72	59	A	Virginia Tech	88 70	103	A	Clemson	60 46
3	N	South Carolina	59 83	33	H	Syracuse	91 76	64	A	Middle Tenn.	91 72	106	A	Vanderbilt	78 66
5	A	Florida St.	65 72	37	H	South Dakota St.	83 30	70	A	Virginia	86 81	155	A	Pittsburgh	63 48
9	A	Duke	55 58	45	H	Georgia Tech	91 51	75	H	Belmont	73 50	155	H	Pittsburgh	73 52
15	H	Kentucky	69 67					77	H	Chattanooga	63 47	162	H	Boston College	68 43
17	H	Maryland	72 78					79	H	Western Ky.	68 61	204	H	Col. of Charleston	86 58
20	H	Miami (FL)	63 59									252	A	UT Martin	100 57
23	A	South Fla.	66 52									265	H	Bowling Green	83 58
												276	H	Evansville	89 47
												317	H	Lafayette	92 48
LAST 12 Division I GAMES:															
162	H	Boston College	68 43	23	A	South Fla.	66 52								
59	A	Virginia Tech	88 70	45	H	Georgia Tech	91 51								
2	A	Notre Dame	66 85	20	H	Miami (FL)	63 59								
30	H	North Carolina St.	70 72	5	A	Florida St.	65 72								
155	A	Pittsburgh	63 48	155	H	Pittsburgh	73 52								
103	A	Clemson	60 46	70	A	Virginia	86 81								

Non-Div I Games:

Louisville

■ Loss,
■ Non-Conf,
■ S Site,
■ H Home
■ A Away
N Neutral

Average RPI Win:	324	WON-LOST	WINNING	LAST 10	STRENGTH OF	OPP. STRENGTH	TEAM	ADJ.	CONF.	ADJ CONF.
Average RPI Loss:	146	RECORD	PCT. RANK	GAMES	SCHEDULE	OF SCHEDULE	RPI	RPI	RPI	RPI
DIV. I ONLY	2- 21	341	1- 9	134	185	320	320	16	16	
DIV. I NON-CONF.	1- 10	325	0- 0	38	156	261	261	14	14	
TOTALS	RPI 1-25	RPI 26-50	W-L RECORDS	RPI 51-100	RPI 101-150	RPI 150+				
2- 21	0- 2	0- 1	OVERALL	0- 3	0- 4	2- 11				
2- 7	0- 1	0- 0	HOME	0- 1	0- 1	2- 4				
0- 12	0- 1	0- 1	AWAY	0- 2	0- 1	0- 7				
0- 2	0- 0	0- 0	NEUTRAL	0- 0	0- 2	0- 0				
1- 10	0- 2	0- 0	NON-CONFERENCE	0- 2	0- 3	1- 3				
1- 3	0- 1	0- 0	HOME	0- 1	0- 0	1- 1				
0- 5	0- 1	0- 0	AWAY	0- 1	0- 1	0- 2				
0- 2	0- 0	0- 0	NEUTRAL	0- 0	0- 2	0- 0				
1- 11	0- 0	0- 1	CONFERENCE	0- 1	0- 1	1- 8				
1- 4	0- 0	0- 0	HOME	0- 0	0- 1	1- 3				
0- 7	0- 0	0- 1	AWAY	0- 1	0- 0	0- 5				
0- 0	0- 0	0- 0	NEUTRAL	0- 0	0- 0	0- 0				

RPI S	Opponent	Score	RPI S	Opponent	Score	RPI S	Opponent	Score	RPI S	Opponent	Score	Team's RPI: 320
19	H DePaul	46 107	38	A Drake	46 89	60	A Central Mich.	57 95	103	N Clemson	40 61	
20	A Miami (FL)	43 81				65	A UNI	30 68	109	N Troy	67 91	
						82	H Northern Ill.	70 90	133	A Lamar University	50 76	
									150	H Missouri St.	32 60	
									155	A Pittsburgh	35 59	
									167	A Southern Ill.	57 73	
									171	H Milwaukee	46 73	
									172	A Western Mich.	53 65	
									201	A Indiana St.	32 53	
									201	H Indiana St.	38 48	
									205	H Wichita St.	64 83	
									215	A Bradley	45 72	
									215	H Bradley	53 60	
									276	A Evansville	36 67	
									314	A Illinois St.	51 63	
									314	H Illinois St.	64 61	
									333	H Chicago St.	59 54	
LAST 12 Division I GAMES:												
201	A Indiana St.	32 53	38	A Drake	46 89							
314	A Illinois St.	51 63	201	H Indiana St.	38 48							
215	A Bradley	45 72	215	H Bradley	53 60							
205	H Wichita St.	64 83	314	H Illinois St.	64 61							
150	H Missouri St.	32 60	276	A Evansville	36 67							
65	A UNI	30 68	167	A Southern Ill.	57 73							

Non-Div I Games:

Loyola Chicago

■ Loss,
 ■ Non-Conf,
 ■ S Site,
 ■ Home
 ■ A Away
 N Neutral

Loyola Maryland

Through Games Of Feb. 12, 2017

Average RPI Win:	276	WON-LOST	WINNING	LAST 10	STRENGTH OF	OPP. STRENGTH	TEAM	ADJ.	CONF.	ADJ CONF.
Average RPI Loss:	152	RECORD	PCT. RANK	GAMES	SCHEDULE	OF SCHEDULE	RPI	RPI	RPI	RPI
DIV. I ONLY	9- 15	239	3- 7	194	265	260	260	23	23	
DIV. I NON-CONF.	4- 7	224	0- 0	159	213	228	228	25	25	
TOTALS	RPI 1-25	RPI 26-50	W-L RECORDS	RPI 51-100	RPI 101-150	RPI 150+				
9- 15	0- 1	0- 1	OVERALL	0- 1	0- 4	9- 8				
7- 7	0- 1	0- 0	HOME	0- 1	0- 2	7- 3				
2- 8	0- 0	0- 1	AWAY	0- 0	0- 2	2- 5				
0- 0	0- 0	0- 0	NEUTRAL	0- 0	0- 0	0- 0				
4- 7	0- 1	0- 1	NON-CONFERENCE	0- 0	0- 2	4- 3				
3- 3	0- 1	0- 0	HOME	0- 0	0- 1	3- 1				
1- 4	0- 0	0- 1	AWAY	0- 0	0- 1	1- 2				
0- 0	0- 0	0- 0	NEUTRAL	0- 0	0- 0	0- 0				
5- 8	0- 0	0- 0	CONFERENCE	0- 1	0- 2	5- 5				
4- 4	0- 0	0- 0	HOME	0- 1	0- 1	4- 2				
1- 4	0- 0	0- 0	AWAY	0- 0	0- 1	1- 3				
0- 0	0- 0	0- 0	NEUTRAL	0- 0	0- 0	0- 0				

RPI 1-25				RPI 26-50				RPI 51-100				RPI 101+ Team's RPI: 260			
RPI	S	Opponent	Score	RPI	S	Opponent	Score	RPI	S	Opponent	Score	RPI	S	Opponent	Score
17	H	Maryland	60 79	48	A	George Washington	64 74	74	H	Bucknell	66 72	117	H	Delaware	45 47
												125	A	Navy	51 77
												125	H	Navy	43 55
												127	A	Cornell	50 58
												155	A	Pittsburgh	44 74
												159	A	Army West Point	48 67
												159	H	Army West Point	71 62
												169	A	Fairfield	57 58
												175	H	Columbia	53 65
												188	H	American	45 60
												210	A	UMBC	70 65
												246	H	Colgate	87 77
												249	A	Boston U.	58 61
												249	H	Boston U.	55 67
												302	A	Lehigh	69 86
												302	H	Lehigh	62 58
												303	H	Lipscomb	74 30
												306	H	Mt. St. Mary's	58 53
												317	A	Lafayette	60 55
												317	H	Lafayette	75 47
												321	H	St. Francis Brooklyn	69 60
LAST 12 Division I GAMES:															
249	H	Boston U.	55 67	74	H	Bucknell	66 72								
125	H	Navy	43 55	249	A	Boston U.	58 61								
159	A	Army West Point	48 67	125	A	Navy	51 77								
302	A	Lehigh	69 86	159	H	Army West Point	71 62								
317	H	Lafayette	75 47	302	H	Lehigh	62 58								
246	H	Colgate	87 77	317	A	Lafayette	60 55								

Non-Div I Games:

Loyola Maryland

Loss, Non-Conf, S Site, H Home A Away N Neutral

Average RPI Win:	242	WON-LOST	WINNING	LAST 10	STRENGTH OF	OPP. STRENGTH	TEAM	ADJ.	CONF.	ADJ CONF.
Average RPI Loss:	128	RECORD	PCT. RANK	GAMES	SCHEDULE	OF SCHEDULE	RPI	RPI	RPI	RPI
DIV. I ONLY	11- 14	208	5- 5	210	169	212	212	14	14	
DIV. I NON-CONF.	5- 6	186	0- 0	233	246	217	217	13	13	
TOTALS	RPI 1-25	RPI 26-50	W-L RECORDS	RPI 51-100	RPI 101-150	RPI 150+				
11- 14	0- 0	0- 0	OVERALL	1- 6	0- 3	10- 5				
7- 6	0- 0	0- 0	HOME	1- 2	0- 2	6- 2				
4- 8	0- 0	0- 0	AWAY	0- 1	0- 0	4- 1				
0- 0	0- 0	0- 0	NEUTRAL	0- 0	0- 0	0- 0				
5- 6	0- 0	0- 0	NON-CONFERENCE	0- 3	0- 2	5- 1				
2- 4	0- 0	0- 0	HOME	0- 1	0- 2	2- 1				
3- 2	0- 0	0- 0	AWAY	0- 2	0- 0	3- 0				
0- 0	0- 0	0- 0	NEUTRAL	0- 0	0- 0	0- 0				
6- 8	0- 0	0- 0	CONFERENCE	1- 3	0- 1	5- 4				
5- 2	0- 0	0- 0	HOME	1- 1	0- 0	4- 1				
1- 6	0- 0	0- 0	AWAY	0- 2	0- 1	1- 3				
0- 0	0- 0	0- 0	NEUTRAL	0- 0	0- 0	0- 0				

RPI 1-25				RPI 26-50				RPI 51-100				RPI 101+ Team's RPI: 212			
RPI	S	Opponent	Score	RPI	S	Opponent	Score	RPI	S	Opponent	Score	RPI	S	Opponent	Score
								63	A	Gonzaga	61 73	111	H	Long Beach St.	78 81
								63	H	Gonzaga	56 80	114	H	Saint Louis	76 90
								75	H	Belmont	72 79	123	A	St. Mary's (CA)	59 74
								78	A	Oklahoma St.	58 66	153	A	Santa Clara	64 71
								88	A	Washington St.	45 92	153	H	Santa Clara	61 50
								92	A	BYU	59 76	158	H	San Francisco	72 79
								92	H	BYU	77 74	173	H	UC Riverside	72 75
												216	A	Pacific	65 52
												225	A	Seattle U	62 59
												232	A	San Diego	58 61
												232	H	San Diego	63 55
												243	H	UC Santa Barbara	57 55
												268	A	Portland	56 71
												268	H	Portland	69 54
												272	A	San Diego St.	60 53
												293	H	Pepperdine	72 60
												327	H	UC Irvine	58 39
												340	A	Cal St. Fullerton	77 62
LAST 12 Division I GAMES:															
				268	A	Portland	56 71					153	H	Santa Clara	61 50
				63	A	Gonzaga	61 73					232	A	San Diego	58 61
				158	H	San Francisco	72 79					268	H	Portland	69 54
				232	H	San Diego	63 55					63	H	Gonzaga	56 80
				92	H	BYU	77 74					153	A	Santa Clara	64 71
				216	A	Pacific	65 52					293	H	Pepperdine	72 60

Non-Div I Games:

Loyola Marymount

■ Loss,
 ■ Non-Conf, S Site,
 ■ Home
 ■ Away
 N Neutral

Maine

Through Games Of Feb. 12, 2017

Average RPI Win:	221	WON-LOST	WINNING	LAST 10	STRENGTH OF	OPP. STRENGTH	TEAM	ADJ.	CONF.	ADJ CONF.
Average RPI Loss:	121	RECORD	PCT. RANK	GAMES	SCHEDULE	OF SCHEDULE	RPI	RPI	RPI	RPI
DIV. I ONLY	15- 13	158	6- 4	154	123	129	129	22	22	
DIV. I NON-CONF.	7- 8	181	0- 0	66	25	98	98	22	22	
TOTALS	RPI 1-25	RPI 26-50	W-L RECORDS	RPI 51-100	RPI 101-150	RPI 150+				
15- 13	0- 3	0- 2	OVERALL	2- 1	1- 1	12- 6				
9- 1	0- 1	0- 0	HOME	1- 0	1- 0	7- 0				
3- 11	0- 2	0- 2	AWAY	0- 1	0- 1	3- 5				
3- 1	0- 0	0- 0	NEUTRAL	1- 0	0- 0	2- 1				
7- 8	0- 3	0- 2	NON-CONFERENCE	2- 0	0- 1	5- 2				
3- 1	0- 1	0- 0	HOME	1- 0	0- 0	2- 0				
1- 6	0- 2	0- 2	AWAY	0- 0	0- 1	1- 1				
3- 1	0- 0	0- 0	NEUTRAL	1- 0	0- 0	2- 1				
8- 5	0- 0	0- 0	CONFERENCE	0- 1	1- 0	7- 4				
6- 0	0- 0	0- 0	HOME	0- 0	1- 0	5- 0				
2- 5	0- 0	0- 0	AWAY	0- 1	0- 0	2- 4				
0- 0	0- 0	0- 0	NEUTRAL	0- 0	0- 0	0- 0				

RPI 1-25				RPI 26-50				RPI 51-100				RPI 101+ Team's RPI: 129			
RPI	S	Opponent	Score	RPI	S	Opponent	Score	RPI	S	Opponent	Score	RPI	S	Opponent	Score
3	A	South Carolina	42 79	28	A	Harvard	62 69	77	N	Chattanooga	49 39	103	A	Clemson	61 69
4	H	Mississippi St.	43 87	41	A	Tulane	62 77	94	A	New Hampshire	44 50	140	H	Albany (NY)	84 71
20	A	Miami (FL)	51 76					98	H	Purdue	67 47	162	A	Boston College	53 64
												170	N	Hampton	49 58
												180	H	Northeastern	68 49
												182	A	Hartford	66 60
												182	H	Hartford	73 62
												190	N	ETSU	61 48
												198	A	Binghamton	52 58
												210	A	UMBC	62 66
												210	H	UMBC	72 40
												231	H	Dartmouth	60 55
												263	A	Stony Brook	41 55
												263	H	Stony Brook	78 71
												275	A	Vermont	52 55
												275	H	Vermont	59 43
												301	A	Bryant	77 52
												316	N	Saint Peter's	59 43
												338	A	UMass Lowell	65 44
												338	H	UMass Lowell	76 50
LAST 12 Division I GAMES:															
263	H	Stony Brook	78 71	140	H	Albany (NY)	84 71								
338	H	UMass Lowell	76 50	94	A	New Hampshire	44 50								
182	A	Hartford	66 60	182	H	Hartford	73 62								
210	A	UMBC	62 66	263	A	Stony Brook	41 55								
275	H	Vermont	59 43	338	A	UMass Lowell	65 44								
198	A	Binghamton	52 58	210	H	UMBC	72 40								

Non-Div I Games:

Maine

■ Loss,
■ Non-Conf, S Site,
■ Home
■ Away
N Neutral

Average RPI Win:	251	WON-LOST	WINNING	LAST 10	STRENGTH OF	OPP. STRENGTH	TEAM	ADJ.	CONF.	ADJ CONF.
Average RPI Loss:	163	RECORD	PCT. RANK	GAMES	SCHEDULE	OF SCHEDULE	RPI	RPI	RPI	RPI
DIV. I ONLY	7- 18	289	2- 8	212	232	281	281	18	18	
DIV. I NON-CONF.	4- 5	198	0- 0	74	312	148	148	17	17	
TOTALS	RPI 1-25	RPI 26-50	W-L RECORDS	RPI 51-100	RPI 101-150	RPI 150+				
7- 18	0- 0	0- 1	OVERALL	0- 3	2- 3	5- 11				
4- 8	0- 0	0- 0	HOME	0- 1	1- 1	3- 6				
3- 10	0- 0	0- 1	AWAY	0- 0	1- 1	2- 0				
0- 0	0- 0	0- 0	NEUTRAL	0- 0	0- 0	0- 0				
4- 5	0- 0	0- 0	NON-CONFERENCE	0- 3	2- 1	2- 1				
2- 2	0- 0	0- 0	HOME	0- 1	1- 0	1- 1				
2- 3	0- 0	0- 0	AWAY	0- 2	1- 1	1- 0				
0- 0	0- 0	0- 0	NEUTRAL	0- 0	0- 0	0- 0				
3- 13	0- 0	0- 1	CONFERENCE	0- 0	0- 2	3- 10				
2- 6	0- 0	0- 0	HOME	0- 0	0- 1	2- 5				
1- 7	0- 0	0- 1	AWAY	0- 0	0- 1	1- 5				
0- 0	0- 0	0- 0	NEUTRAL	0- 0	0- 0	0- 0				

RPI S	Opponent	Score	RPI S	Opponent	Score	RPI S	Opponent	Score	RPI S	Opponent	Score	Team's RPI: 281
			46	A Quinnipiac	38 81	72	A Buffalo	39 73	116	A Fordham	60 63	
						74	A Bucknell	64 69	118	A Rider	64 73	
						94	H New Hampshire	42 59	118	H Rider	36 53	
									143	H Yale	63 57	
									148	A Brown	58 57	
									160	A Iona	53 70	
									160	H Iona	62 76	
									169	A Fairfield	56 71	
									169	H Fairfield	43 64	
									194	A Siena	62 67	
									194	H Siena	68 66	
									220	A Niagara	42 65	
									220	H Niagara	59 62	
									245	A Canisius	48 58	
									245	H Canisius	57 62	
									253	H Marist	47 62	
									263	H Stony Brook	50 55	
									316	A Saint Peter's	69 65	
									316	H Saint Peter's	57 44	
									319	H Holy Cross	60 56	
									321	A St. Francis Brooklyn	55 52	
LAST 12 Division I GAMES:												
169	H Fairfield	43 64	316	A Saint Peter's	69 65							
194	A Siena	62 67	160	H Iona	62 76							
220	A Niagara	42 65	220	H Niagara	59 62							
245	A Canisius	48 58	46	A Quinnipiac	38 81							
316	H Saint Peter's	57 44	169	A Fairfield	56 71							
118	A Rider	64 73	118	H Rider	36 53							

Non-Div I Games:

Manhattan

Average RPI Win: 235	WON-LOST	WINNING	LAST 10	STRENGTH OF	OPP. STRENGTH	TEAM	ADJ.	CONF.	ADJ CONF.
Average RPI Loss: 177	RECORD	PCT. RANK	GAMES	SCHEDULE	OF SCHEDULE	RPI	RPI	RPI	RPI
DIV. I ONLY	11- 14	208	5- 5	318	126	253	253	18	18
DIV. I NON-CONF.	3- 7	250	0- 0	326	79	306	306	17	17
TOTALS	RPI 1-25	RPI 26-50	W-L RECORDS	RPI 51-100	RPI 101-150	RPI 150+			
11- 14	0- 1	0- 2	OVERALL	0- 0	0- 2	11- 9			
3- 7	0- 1	0- 0	HOME	0- 0	0- 1	3- 5			
7- 5	0- 0	0- 1	AWAY	0- 0	0- 0	7- 4			
1- 2	0- 0	0- 1	NEUTRAL	0- 0	0- 1	1- 0			
3- 7	0- 1	0- 1	NON-CONFERENCE	0- 0	0- 1	3- 4			
1- 2	0- 1	0- 0	HOME	0- 0	0- 0	1- 1			
1- 3	0- 0	0- 0	AWAY	0- 0	0- 0	1- 3			
1- 2	0- 0	0- 1	NEUTRAL	0- 0	0- 1	1- 0			
8- 7	0- 0	0- 1	CONFERENCE	0- 0	0- 1	8- 5			
2- 5	0- 0	0- 0	HOME	0- 0	0- 1	2- 4			
6- 2	0- 0	0- 1	AWAY	0- 0	0- 0	6- 1			
0- 0	0- 0	0- 0	NEUTRAL	0- 0	0- 0	0- 0			

RPI 1-25				RPI 26-50				RPI 51-100				RPI 101+ Team's RPI: 253			
RPI	S	Opponent	Score	RPI	S	Opponent	Score	RPI	S	Opponent	Score	RPI	S	Opponent	Score
22	H	Creighton	50 72	35	N	Auburn	51 52					118	H	Rider	56 69
				46	A	Quinnipiac	57 79					144	N	East Carolina	68 70
												160	A	Iona	68 62
												160	H	Iona	37 48
												169	H	Fairfield	71 55
												189	A	Hofstra	42 62
												194	A	Siena	70 59
												194	H	Siena	68 69
												196	H	Seton Hall	63 76
												209	A	Monmouth	69 79
												220	A	Niagara	60 58
												220	H	Niagara	53 68
												231	A	Dartmouth	66 61
												245	A	Canisius	85 74
												245	H	Canisius	67 60
												249	H	Boston U.	76 57
												273	N	N.C. A&T	69 64
												281	A	Manhattan	62 47
												309	A	Rhode Island	61 82
												316	A	Saint Peter's	66 58
												316	H	Saint Peter's	69 73
												319	A	Holy Cross	46 50
LAST 12 Division I GAMES:															
220	H	Niagara	53 68	194	H	Siena	68 69								
46	A	Quinnipiac	57 79	160	A	Iona	68 62								
316	A	Saint Peter's	66 58	118	H	Rider	56 69								
194	A	Siena	70 59	220	A	Niagara	60 58								
245	H	Canisius	67 60	245	A	Canisius	85 74								
160	H	Iona	37 48	209	A	Monmouth	69 79								

Non-Div I Games:

Marist

Average RPI Win:	278	WON-LOST	WINNING	LAST 10	STRENGTH OF	OPP. STRENGTH	TEAM	ADJ.	CONF.	ADJ CONF.
Average RPI Loss:	137	RECORD	PCT. RANK	GAMES	SCHEDULE	OF SCHEDULE	RPI	RPI	RPI	RPI
DIV. I ONLY	10- 11	190	2- 8	309	190	254	254	15	15	
DIV. I NON-CONF.	6- 3	97	0- 0	349	309	244	244	16	16	
TOTALS	RPI 1-25	RPI 26-50	W-L RECORDS	RPI 51-100	RPI 101-150	RPI 150+				
10- 11	0- 0	0- 0	OVERALL	0- 4	0- 4	10- 3				
7- 4	0- 0	0- 0	HOME	0- 2	0- 1	7- 1				
2- 6	0- 0	0- 0	AWAY	0- 2	0- 3	2- 1				
1- 1	0- 0	0- 0	NEUTRAL	0- 0	0- 0	1- 1				
6- 3	0- 0	0- 0	NON-CONFERENCE	0- 1	0- 1	6- 1				
4- 0	0- 0	0- 0	HOME	0- 0	0- 0	4- 0				
1- 2	0- 0	0- 0	AWAY	0- 1	0- 1	1- 0				
1- 1	0- 0	0- 0	NEUTRAL	0- 0	0- 0	1- 1				
4- 8	0- 0	0- 0	CONFERENCE	0- 3	0- 3	4- 2				
3- 4	0- 0	0- 0	HOME	0- 2	0- 1	3- 1				
1- 4	0- 0	0- 0	AWAY	0- 1	0- 2	1- 1				
0- 0	0- 0	0- 0	NEUTRAL	0- 0	0- 0	0- 0				

RPI 1-25			RPI 26-50			RPI 51-100			RPI 101+			Team's RPI: 254
RPI	S	Opponent	Score	RPI	S	Opponent	Score	RPI	S	Opponent	Score	
						64 H Middle Tenn.	63 72	104 A Charlotte		77 93		
						79 A Western Ky.	57 73	108 A North Carolina		53 75		
						79 H Western Ky.	64 78	120 H Southern Miss.		78 82		
						80 A Penn St.	80 82	132 A Old Dominion		69 73		
								156 H Louisiana Tech		54 72		
								161 A UTSA		88 81		
								184 H UAB		61 58		
								185 A Illinois		55 53		
								277 H Coastal Caro.		84 66		
								280 H FIU		70 52		
								291 A UTEP		74 84		
								296 N Prairie View		68 78		
								330 H Fla. Atlantic		76 53		
								336 H Longwood		70 50		
								337 N Sam Houston St.		73 50		
								341 H Florida A&M		77 67		
								348 H Morgan St.		62 43		
LAST 12 Division I GAMES:												
						79 H Western Ky.	64 78	184 H UAB		61 58		
						156 H Louisiana Tech	54 72	64 H Middle Tenn.		63 72		
						120 H Southern Miss.	78 82	104 A Charlotte		77 93		
						291 A UTEP	74 84	132 A Old Dominion		69 73		
						161 A UTSA	88 81	330 H Fla. Atlantic		76 53		
						79 A Western Ky.	57 73	280 H FIU		70 52		

Non-Div I Games: Me.-Fort Kent 136 62 Bluefield Col. 77 35

Marshall

Loss, Non-Conf, S Site, H Home A Away N Neutral

Maryland

Through Games Of Feb. 12, 2017

Average RPI Win:	144	WON-LOST	WINNING	LAST 10	STRENGTH OF	OPP. STRENGTH	TEAM	ADJ.	CONF.	ADJ CONF.
Average RPI Loss:	1	RECORD	PCT. RANK	GAMES	SCHEDULE	OF SCHEDULE	RPI	RPI	RPI	RPI
DIV. I ONLY	25- 1	2	10- 0	124	36	17	17	6	6	
DIV. I NON-CONF.	12- 1	7	0- 0	215	44	51	51	6	6	
TOTALS	RPI 1-25	RPI 26-50	W-L RECORDS	RPI 51-100	RPI 101-150	RPI 150+				
25- 1	1- 1	5- 0	OVERALL	6- 0	1- 0	12- 0				
12- 1	0- 1	2- 0	HOME	2- 0	0- 0	8- 0				
11- 0	1- 0	2- 0	AWAY	3- 0	1- 0	4- 0				
2- 0	0- 0	1- 0	NEUTRAL	1- 0	0- 0	0- 0				
12- 1	1- 1	1- 0	NON-CONFERENCE	1- 0	1- 0	8- 0				
6- 1	0- 1	0- 0	HOME	0- 0	0- 0	6- 0				
4- 0	1- 0	0- 0	AWAY	0- 0	1- 0	2- 0				
2- 0	0- 0	1- 0	NEUTRAL	1- 0	0- 0	0- 0				
13- 0	0- 0	4- 0	CONFERENCE	5- 0	0- 0	4- 0				
6- 0	0- 0	2- 0	HOME	2- 0	0- 0	2- 0				
7- 0	0- 0	2- 0	AWAY	3- 0	0- 0	2- 0				
0- 0	0- 0	0- 0	NEUTRAL	0- 0	0- 0	0- 0				

RPI 1-25				RPI 26-50				RPI 51-100				RPI 101+			
RPI	S	Opponent	Score	RPI	S	Opponent	Score	RPI	S	Opponent	Score	RPI	S	Opponent	Score
1	H	UConn	81 87	26	N	Arizona St.	83 42	51	H	Northwestern	96 65	112	A	Duquesne	77 57
13	A	Louisville	78 72	31	H	Michigan	83 70	53	A	Michigan St.	89 72	185	A	Illinois	94 49
				44	A	Indiana	92 56	62	A	Minnesota	83 72	185	H	Illinois	84 59
				47	A	Iowa	98 82	80	H	Penn St.	89 83	191	H	Towson	97 63
				47	H	Iowa	100 81	88	N	Washington St.	79 69	193	H	Rutgers	80 71
								98	A	Purdue	85 70	200	A	Nebraska	93 49
												210	H	UMBC	92 42
												220	A	Niagara	96 64
												240	H	UMES	106 61
												260	A	Loyola Maryland	79 60
												306	H	Mt. St. Mary's	106 42
												316	H	Saint Peter's	101 49
												338	H	UMass Lowell	100 44
LAST 12 Division I GAMES:															
				53	A	Michigan St.	89 72	193	H	Rutgers	80 71				
				185	H	Illinois	84 59	31	H	Michigan	83 70				
				44	A	Indiana	92 56	47	A	Iowa	98 82				
				98	A	Purdue	85 70	80	H	Penn St.	89 83				
				47	H	Iowa	100 81	51	H	Northwestern	96 65				
				185	A	Illinois	94 49	200	A	Nebraska	93 49				

Non-Div I Games:

Maryland

Loss, Non-Conf, S Site, H Home A Away N Neutral

Massachusetts

Through Games Of Feb. 12, 2017

Average RPI Win:	282	WON-LOST	WINNING	LAST 10	STRENGTH OF	OPP. STRENGTH	TEAM	ADJ.	CONF.	ADJ CONF.
Average RPI Loss:	148	RECORD	PCT. RANK	GAMES	SCHEDULE	OF SCHEDULE	RPI	RPI	RPI	RPI
DIV. I ONLY	8- 17	269	1- 6	267	147	294	294	12	12	
DIV. I NON-CONF.	5- 7	205	1- 0	312	267	267	267	12	12	
TOTALS	RPI 1-25	RPI 26-50	W-L RECORDS	RPI 51-100	RPI 101-150	RPI 150+				
8- 17	0- 0	0- 2	OVERALL	0- 3	1- 4	7- 8				
6- 5	0- 0	0- 1	HOME	0- 0	1- 1	5- 3				
1- 11	0- 0	0- 0	AWAY	0- 0	0- 1	1- 2				
1- 1	0- 0	0- 0	NEUTRAL	0- 1	0- 0	1- 0				
5- 7	0- 0	0- 1	NON-CONFERENCE	0- 2	0- 0	5- 4				
4- 0	0- 0	0- 0	HOME	0- 0	0- 0	4- 0				
0- 6	0- 0	0- 1	AWAY	0- 1	0- 0	0- 4				
1- 1	0- 0	0- 0	NEUTRAL	0- 1	0- 0	1- 0				
3- 10	0- 0	0- 1	CONFERENCE	0- 1	1- 4	2- 4				
2- 5	0- 0	0- 1	HOME	0- 0	1- 1	1- 3				
1- 5	0- 0	0- 0	AWAY	0- 1	0- 3	1- 1				
0- 0	0- 0	0- 0	NEUTRAL	0- 0	0- 0	0- 0				

RPI S	Opponent	Score	RPI S	Opponent	Score	RPI S	Opponent	Score	RPI S	Opponent	Score	Team's RPI: 294
47	A Iowa	30 71	48	H George Washington	54 60	57	A Dayton	65 77	104	A Saint Joseph's	50 81	
						68	N Drexel	47 65	112	H Duquesne	75 67	
						72	A Buffalo	47 61	114	H Saint Louis	60 81	
									116	A Fordham	43 74	
									134	A VCU	52 55	
									164	A La Salle	64 68	
									179	H George Mason	55 66	
									182	A Hartford	56 75	
									189	A Hofstra	55 71	
									227	H St. Bonaventure	38 55	
									249	A Boston U.	60 64	
									280	A FIU	57 58	
									287	A Davidson	61 60	
									287	H Davidson	59 63	
									297	H North Dakota St.	70 58	
									301	H Bryant	68 62	
									308	H Central Conn. St.	76 37	
									309	H Rhode Island	68 67	
									319	H Holy Cross	69 66	
									326	N Montana	59 58	
LAST 12 Division I GAMES:												
326	N Montana	59 58	48	H George Washington	54 60	227	H St. Bonaventure	38 55				
116	A Fordham	43 74	287	H Davidson	59 63	112	H Duquesne	75 67				
287	H Davidson	59 63	114	H Saint Louis	60 81	287	A Davidson	61 60				
134	A VCU	52 55	104	A Saint Joseph's	50 81	309	H Rhode Island	68 67				
164	A La Salle	64 68										

Non-Div I Games: Merrimack 73 44

Massachusetts

Loss, Non-Conf, S Site, H Home A Away N Neutral

Average RPI Win:	323	WON-LOST	WINNING	LAST 10	STRENGTH OF	OPP. STRENGTH	TEAM	ADJ.	CONF.	ADJ CONF.
Average RPI Loss:	128	RECORD	PCT. RANK	GAMES	SCHEDULE	OF SCHEDULE	RPI	RPI	RPI	RPI
DIV. I ONLY	7- 12	244	5- 5	228	276	267	267	27	27	
DIV. I NON-CONF.	1- 6	310	0- 0	219	81	302	302	27	27	
TOTALS	RPI 1-25	RPI 26-50	W-L RECORDS	RPI 51-100	RPI 101-150	RPI 150+				
7- 12	0- 0	0- 1	OVERALL	0- 3	0- 4	7- 4				
4- 5	0- 0	0- 0	HOME	0- 2	0- 0	4- 3				
3- 5	0- 0	0- 1	AWAY	0- 1	0- 3	3- 0				
0- 2	0- 0	0- 0	NEUTRAL	0- 0	0- 1	0- 1				
1- 6	0- 0	0- 1	NON-CONFERENCE	0- 0	0- 2	1- 3				
0- 2	0- 0	0- 0	HOME	0- 0	0- 0	0- 2				
1- 2	0- 0	0- 1	AWAY	0- 0	0- 1	1- 0				
0- 2	0- 0	0- 0	NEUTRAL	0- 0	0- 1	0- 1				
6- 6	0- 0	0- 0	CONFERENCE	0- 3	0- 2	6- 1				
4- 3	0- 0	0- 0	HOME	0- 2	0- 0	4- 1				
2- 3	0- 0	0- 0	AWAY	0- 1	0- 2	2- 0				
0- 0	0- 0	0- 0	NEUTRAL	0- 0	0- 0	0- 0				

RPI S	Opponent	Score	RPI S	Opponent	Score	RPI S	Opponent	Score	RPI S	Opponent	Score	Team's RPI: 267
41	A Tulane	65 82	96	H SFA	65 96	121	A TCU	70 74				
			100	A Central Ark.	52 67	122	A Abilene Christian	65 77				
			100	H Central Ark.	49 72	133	A Lamar University	57 79				
						138	N Alabama	63 84				
						155	N Pittsburgh	65 71				
						156	H Louisiana Tech	56 66				
						163	H Louisiana	70 77				
						211	H New Orleans	59 71				
						292	A Northwestern St.	68 63				
						292	H Northwestern St.	68 52				
						331	A Southeastern La.	86 83				
						332	A La.-Monroe	78 52				
						334	H Incarnate Word	78 61				
						337	H Sam Houston St.	79 56				
						345	H Houston Baptist	68 53				
LAST 12 Division I GAMES:												
334	H Incarnate Word	78 61	100	A Central Ark.	52 67							
133	A Lamar University	57 79	331	A Southeastern La.	86 83							
100	H Central Ark.	49 72	345	H Houston Baptist	68 53							
122	A Abilene Christian	65 77	337	H Sam Houston St.	79 56							
211	H New Orleans	59 71	96	H SFA	65 96							
292	H Northwestern St.	68 52	292	A Northwestern St.	68 63							

Non-Div I Games: LSU-Alexandria 100 66 Louisiana Col. 88 47 Southern-N.O. 94 65 Wiley 72 56
McNeese

Loss, Non-Conf, S Site, H Home A Away N Neutral

Average RPI Win: 164	WON-LOST	WINNING	LAST 10	STRENGTH OF	OPP. STRENGTH	TEAM	ADJ.	CONF.	ADJ CONF.
Average RPI Loss: 121	RECORD	PCT. RANK	GAMES	SCHEDULE	OF SCHEDULE	RPI	RPI	RPI	RPI
DIV. I ONLY	12- 12	173	5- 5	102	83	145	145	5	5
DIV. I NON-CONF.	7- 6	157	1- 0	272	127	215	215	5	5
TOTALS	RPI 1-25	RPI 26-50	W-L RECORDS	RPI 51-100	RPI 101-150	RPI 150+			
12- 12	1- 3	1- 1	OVERALL	0- 1	4- 4	6- 3			
9- 4	1- 1	0- 1	HOME	0- 0	3- 2	5- 0			
3- 7	0- 2	1- 0	AWAY	0- 1	1- 1	1- 3			
0- 1	0- 0	0- 0	NEUTRAL	0- 0	0- 1	0- 0			
7- 6	0- 0	0- 1	NON-CONFERENCE	0- 0	2- 2	5- 3			
6- 2	0- 0	0- 1	HOME	0- 0	2- 1	4- 0			
1- 3	0- 0	0- 0	AWAY	0- 0	0- 0	1- 3			
0- 1	0- 0	0- 0	NEUTRAL	0- 0	0- 1	0- 0			
5- 6	1- 3	1- 0	CONFERENCE	0- 1	2- 2	1- 0			
3- 2	1- 1	0- 0	HOME	0- 0	1- 1	1- 0			
2- 4	0- 2	1- 0	AWAY	0- 1	1- 1	0- 0			
0- 0	0- 0	0- 0	NEUTRAL	0- 0	0- 0	0- 0			

RPI 1-25				RPI 26-50				RPI 51-100				RPI 101+ Team's RPI: 145			
RPI	S	Opponent	Score	RPI	S	Opponent	Score	RPI	S	Opponent	Score	RPI	S	Opponent	Score
23	A	South Fla.	49 79	41	A	Tulane	55 52	87	A	SMU	44 53	106	H	Vanderbilt	75 59
23	H	South Fla.	62 57	43	H	Little Rock	44 54					130	A	UCF	65 62
25	A	Temple	51 66									130	H	UCF	65 59
25	H	Temple	67 73									131	N	Arkansas	61 91
												141	A	Tulsa	52 57
												142	H	Cincinnati	59 66
												147	H	Kansas	58 68
												150	H	Missouri St.	69 60
												156	H	Louisiana Tech	56 54
												167	A	Southern Ill.	61 69
												183	H	Houston	66 65
												185	A	Illinois	64 54
												239	A	Samford	42 48
												269	H	Southeast Mo. St.	65 63
												283	A	Nevada	67 75
												292	H	Northwestern St.	54 38
												298	H	Nicholls St.	73 62
LAST 12 Division I GAMES:															
41	A	Tulane	55 52	23	A	South Fla.	49 79								
23	H	South Fla.	62 57	142	H	Cincinnati	59 66								
87	A	SMU	44 53	130	A	UCF	65 62								
130	H	UCF	65 59	141	A	Tulsa	52 57								
183	H	Houston	66 65	25	H	Temple	67 73								
25	A	Temple	51 66	106	H	Vanderbilt	75 59								

Non-Div I Games:

Memphis

■ Loss,
 ■ Non-Conf,
 ■ S Site,
 ■ H Home
 ■ A Away
 N Neutral

Average RPI Win:	245	WON-LOST	WINNING	LAST 10	STRENGTH OF	OPP. STRENGTH	TEAM	ADJ.	CONF.	ADJ CONF.
Average RPI Loss:	59	RECORD	PCT. RANK	GAMES	SCHEDULE	OF SCHEDULE	RPI	RPI	RPI	RPI
DIV. I ONLY	17- 5	32	8- 2	266	132	101	101	17	17	
DIV. I NON-CONF.	8- 3	67	0- 0	311	62	118	118	20	20	
TOTALS	RPI 1-25	RPI 26-50	W-L RECORDS	RPI 51-100	RPI 101-150	RPI 150+				
17- 5	0- 1	0- 1	OVERALL	0- 3	0- 0	17- 0				
9- 2	0- 1	0- 0	HOME	0- 1	0- 0	9- 0				
8- 3	0- 0	0- 1	AWAY	0- 2	0- 0	8- 0				
0- 0	0- 0	0- 0	NEUTRAL	0- 0	0- 0	0- 0				
8- 3	0- 1	0- 1	NON-CONFERENCE	0- 1	0- 0	8- 0				
3- 1	0- 1	0- 0	HOME	0- 0	0- 0	3- 0				
5- 2	0- 0	0- 1	AWAY	0- 1	0- 0	5- 0				
0- 0	0- 0	0- 0	NEUTRAL	0- 0	0- 0	0- 0				
9- 2	0- 0	0- 0	CONFERENCE	0- 2	0- 0	9- 0				
6- 1	0- 0	0- 0	HOME	0- 1	0- 0	6- 0				
3- 1	0- 0	0- 0	AWAY	0- 1	0- 0	3- 0				
0- 0	0- 0	0- 0	NEUTRAL	0- 0	0- 0	0- 0				

RPI 1-25			RPI 26-50			RPI 51-100			RPI 101+			Team's RPI: 101
RPI	S	Opponent	Score	RPI	S	Opponent	Score	RPI	S	Opponent	Score	Score
5	H	Florida St.	40 83	45	A	Georgia Tech	50 70	77	A	Chattanooga	50 70	183 A Houston 64 60
								77	H	Chattanooga	56 74	185 A Illinois 51 33
								90	A	Georgia	64 72	190 A ETSU 71 56
												190 H ETSU 72 55
												208 H Campbell 76 60
												224 A UNCG 77 64
												224 H UNCG 58 47
												238 A Ga. Southern 77 56
												239 H Samford 59 49
												241 H Furman 76 52
												242 H Wofford 54 39
												278 H Kennesaw St. 61 46
												287 A Davidson 67 60
												288 A Western Caro. 59 57
												288 H Western Caro. 84 53
												329 A Winthrop 71 48
												330 H Fla. Atlantic 74 57
LAST 12 Division I GAMES:												
224	H	UNCG	58 47	241	H	Furman	76 52					
288	H	Western Caro.	84 53	288	A	Western Caro.	59 57					
190	A	ETSU	71 56	224	A	UNCG	77 64					
77	A	Chattanooga	50 70	77	H	Chattanooga	56 74					
239	H	Samford	59 49	190	H	ETSU	72 55					
242	H	Wofford	54 39	287	A	Davidson	67 60					

Non-Div I Games: West Ga. 67 36 Paine 93 50 Emmanuel (GA) 84 70

Mercer

Loss, Non-Conf, S Site, H Home A Away N Neutral

Average RPI Win:	135	WON-LOST	WINNING	LAST 10	STRENGTH OF	OPP. STRENGTH	TEAM	ADJ.	CONF.	ADJ CONF.
Average RPI Loss:	12	RECORD	PCT. RANK	GAMES	SCHEDULE	OF SCHEDULE	RPI	RPI	RPI	RPI
DIV. I ONLY	19- 6	38	6- 4	34	22	20	20	3	3	
DIV. I NON-CONF.	11- 1	13	0- 0	147	48	21	21	4	4	
TOTALS	RPI 1-25	RPI 26-50	W-L RECORDS	RPI 51-100	RPI 101-150	RPI 150+				
19- 6	0- 5	2- 1	OVERALL	5- 0	6- 0	6- 0				
12- 2	0- 2	0- 0	HOME	3- 0	5- 0	4- 0				
6- 4	0- 3	2- 1	AWAY	2- 0	0- 0	2- 0				
1- 0	0- 0	0- 0	NEUTRAL	0- 0	1- 0	0- 0				
11- 1	0- 1	1- 0	NON-CONFERENCE	2- 0	4- 0	4- 0				
7- 0	0- 0	0- 0	HOME	1- 0	3- 0	3- 0				
3- 1	0- 1	1- 0	AWAY	1- 0	0- 0	1- 0				
1- 0	0- 0	0- 0	NEUTRAL	0- 0	1- 0	0- 0				
8- 5	0- 4	1- 1	CONFERENCE	3- 0	2- 0	2- 0				
5- 2	0- 2	0- 0	HOME	2- 0	2- 0	1- 0				
3- 3	0- 2	1- 1	AWAY	1- 0	0- 0	1- 0				
0- 0	0- 0	0- 0	NEUTRAL	0- 0	0- 0	0- 0				

RPI	S	Opponent	Score	RPI	S	Opponent	Score	RPI	S	Opponent	Score	RPI	S	Opponent	Score
2	H	Notre Dame	55 67	27	A	Ohio St.	94 89	59	H	Virginia Tech	82 75	103	H	Clemson	81 57
5	A	Florida St.	71 80	30	A	North Carolina St.	67 64	66	A	Wake Forest	79 56	104	H	Charlotte	80 46
5	H	Florida St.	66 81	33	A	Syracuse	48 81	70	H	Virginia	63 52	108	H	North Carolina	100 88
13	A	Louisville	59 63					73	A	St. John's (NY)	62 50	129	H	Maine	76 51
15	A	Kentucky	66 82					85	H	Texas Tech	74 56	132	H	Old Dominion	66 56
												140	N	Albany (NY)	77 53
												155	A	Pittsburgh	82 50
												162	H	Boston College	58 51
												218	H	Grambling	89 61
												280	A	FIU	69 49
												300	H	Coppin St.	75 35
												320	H	Loyola Chicago	81 43
LAST 12 Division I GAMES:															
103	H	Clemson	81 57	33	A	Syracuse	48 81								
70	H	Virginia	63 52	13	A	Louisville	59 63								
5	A	Florida St.	71 80	59	H	Virginia Tech	82 75								
66	A	Wake Forest	79 56	2	H	Notre Dame	55 67								
162	H	Boston College	58 51	30	A	North Carolina St.	67 64								
108	H	North Carolina	100 88	155	A	Pittsburgh	82 50								

Non-Div I Games:

Miami (FL)

■ Loss,
 ■ Non-Conf, S Site,
 ■ Home
 ■ Away
 N Neutral

Average RPI Win:	280	WON-LOST	WINNING	LAST 10	STRENGTH OF	OPP. STRENGTH	TEAM	ADJ.	CONF.	ADJ CONF.
Average RPI Loss:	120	RECORD	PCT. RANK	GAMES	SCHEDULE	OF SCHEDULE	RPI	RPI	RPI	RPI
DIV. I ONLY	7- 16	277	3- 7	95	235	213	213	10	10	
DIV. I NON-CONF.	4- 7	224	0- 0	177	341	223	223	11	11	
TOTALS	RPI 1-25	RPI 26-50	W-L RECORDS	RPI 51-100	RPI 101-150	RPI 150+				
7- 16	0- 0	0- 1	OVERALL	0- 6	0- 4	7- 5				
2- 7	0- 0	0- 1	HOME	0- 2	0- 2	2- 2				
3- 7	0- 0	0- 0	AWAY	0- 4	0- 2	3- 1				
2- 2	0- 0	0- 0	NEUTRAL	0- 0	0- 0	2- 2				
4- 7	0- 0	0- 0	NON-CONFERENCE	0- 1	0- 2	4- 4				
0- 3	0- 0	0- 0	HOME	0- 1	0- 1	0- 1				
2- 2	0- 0	0- 0	AWAY	0- 0	0- 1	2- 1				
2- 2	0- 0	0- 0	NEUTRAL	0- 0	0- 0	2- 2				
3- 9	0- 0	0- 1	CONFERENCE	0- 5	0- 2	3- 1				
2- 4	0- 0	0- 1	HOME	0- 1	0- 1	2- 1				
1- 5	0- 0	0- 0	AWAY	0- 4	0- 1	1- 0				
0- 0	0- 0	0- 0	NEUTRAL	0- 0	0- 0	0- 0				

RPI 1-25				RPI 26-50				RPI 51-100				RPI 101+				Team's RPI: 213
RPI	S	Opponent	Score	RPI	S	Opponent	Score	RPI	S	Opponent	Score	RPI	S	Opponent	Score	
				40	H	Ohio	62 79	60	A	Central Mich.	61 80	107	A	Kent St.	66 84	
								61	H	IUPUI	53 65	142	H	Cincinnati	43 49	
								72	A	Buffalo	45 71	146	H	Ball St.	60 81	
								72	H	Buffalo	51 68	149	A	Wright St.	57 65	
								82	A	Northern Ill.	76 89	164	N	La Salle	70 79	
								84	A	Toledo	50 64	168	N	Providence	59 75	
												172	H	Western Mich.	60 85	
												192	A	Morehead St.	43 77	
												201	H	Indiana St.	54 62	
												226	H	Akron	54 49	
												244	A	Austin Peay	73 58	
												282	A	Northern Ky.	60 50	
												289	A	Eastern Mich.	79 63	
												289	H	Eastern Mich.	72 61	
												304	N	Eastern Ky.	65 54	
												324	N	Fort Wayne	69 47	
LAST 12 Division I GAMES:																
289	A	Eastern Mich.	79 63	60	A	Central Mich.	61 80									
226	H	Akron	54 49	72	H	Buffalo	51 68									
146	H	Ball St.	60 81	289	H	Eastern Mich.	72 61									
107	A	Kent St.	66 84	84	A	Toledo	50 64									
40	H	Ohio	62 79	172	H	Western Mich.	60 85									
82	A	Northern Ill.	76 89	72	A	Buffalo	45 71									

Non-Div I Games: Cedarville 70 57 Northwood 64 49

Miami (OH)

Loss, Non-Conf, S Site, H Home A Away N Neutral

Average RPI Win:	157	WON-LOST	WINNING	LAST 10	STRENGTH OF	OPP. STRENGTH	TEAM	ADJ.	CONF.	ADJ CONF.
Average RPI Loss:	48	RECORD	PCT. RANK	GAMES	SCHEDULE	OF SCHEDULE	RPI	RPI	RPI	RPI
DIV. I ONLY	21- 5	21	8- 2	109	54	31	31	6	6	
DIV. I NON-CONF.	11- 3	53	0- 0	121	80	47	47	6	6	
TOTALS	RPI 1-25	RPI 26-50	W-L RECORDS	RPI 51-100	RPI 101-150	RPI 150+				
21- 5	0- 3	4- 1	OVERALL	4- 0	0- 0	13- 1				
13- 0	0- 0	3- 0	HOME	2- 0	0- 0	8- 0				
6- 4	0- 2	1- 1	AWAY	1- 0	0- 0	4- 1				
2- 1	0- 1	0- 0	NEUTRAL	1- 0	0- 0	1- 0				
11- 3	0- 2	2- 0	NON-CONFERENCE	1- 0	0- 0	8- 1				
7- 0	0- 0	1- 0	HOME	0- 0	0- 0	6- 0				
2- 2	0- 1	1- 0	AWAY	0- 0	0- 0	1- 1				
2- 1	0- 1	0- 0	NEUTRAL	1- 0	0- 0	1- 0				
10- 2	0- 1	2- 1	CONFERENCE	3- 0	0- 0	5- 0				
6- 0	0- 0	2- 0	HOME	2- 0	0- 0	2- 0				
4- 2	0- 1	0- 1	AWAY	1- 0	0- 0	3- 0				
0- 0	0- 0	0- 0	NEUTRAL	0- 0	0- 0	0- 0				

RPI 1-25				RPI 26-50				Team's RPI: 31		RPI 51-100				RPI 101+			
RPI	S	Opponent	Score	RPI	S	Opponent	Score	RPI	S	Opponent	Score	RPI	S	Opponent	Score		
5	N	Florida St.	62 76	27	A	Ohio St.	87 96	51	H	Northwestern	80 54	165	H	Oakland	101 63		
12	A	UCLA	64 84	40	H	Ohio	69 46	62	H	Minnesota	84 69	172	H	Western Mich.	66 40		
17	A	Maryland	70 83	44	H	Indiana	78 74	63	N	Gonzaga	78 66	181	A	Xavier	58 61		
				45	A	Georgia Tech	92 52	98	A	Purdue	72 62	185	A	Illinois	86 70		
				47	H	Iowa	72 70					188	H	American	82 33		
												193	H	Rutgers	63 50		
												200	A	Nebraska	84 51		
												207	A	Wisconsin	73 56		
												207	H	Wisconsin	75 66		
												220	H	Niagara	107 35		
												228	H	Howard	109 41		
												272	A	San Diego St.	92 57		
												275	H	Vermont	78 56		
												329	N	Winthrop	76 39		
LAST 12 Division I GAMES:																	
				207	H	Wisconsin	75 66	17	A	Maryland	70 83						
				98	A	Purdue	72 62	62	H	Minnesota	84 69						
				47	H	Iowa	72 70	44	H	Indiana	78 74						
				185	A	Illinois	86 70	27	A	Ohio St.	87 96						
				51	H	Northwestern	80 54	207	A	Wisconsin	73 56						
				200	A	Nebraska	84 51	193	H	Rutgers	63 50						

Non-Div I Games:

Michigan

■ Loss,
■ Non-Conf, S Site,
■ Home
■ Away
N Neutral

Average RPI Win:	157	WON-LOST	WINNING	LAST 10	STRENGTH OF	OPP. STRENGTH	TEAM	ADJ.	CONF.	ADJ CONF.
Average RPI Loss:	64	RECORD	PCT. RANK	GAMES	SCHEDULE	OF SCHEDULE	RPI	RPI	RPI	RPI
DIV. I ONLY	16- 9	97	5- 5	83	44	53	53	6	6	
DIV. I NON-CONF.	10- 3	54	0- 0	79	58	38	38	6	6	
TOTALS	RPI 1-25	RPI 26-50	W-L RECORDS	RPI 51-100	RPI 101-150	RPI 150+				
16- 9	0- 2	3- 3	OVERALL	2- 3	1- 0	10- 1				
9- 3	0- 2	2- 0	HOME	1- 1	0- 0	6- 0				
6- 6	0- 0	1- 3	AWAY	1- 2	0- 0	4- 1				
1- 0	0- 0	0- 0	NEUTRAL	0- 0	1- 0	0- 0				
10- 3	0- 1	1- 2	NON-CONFERENCE	1- 0	1- 0	7- 0				
5- 1	0- 1	0- 0	HOME	1- 0	0- 0	4- 0				
4- 2	0- 0	1- 2	AWAY	0- 0	0- 0	3- 0				
1- 0	0- 0	0- 0	NEUTRAL	0- 0	1- 0	0- 0				
6- 6	0- 1	2- 1	CONFERENCE	1- 3	0- 0	3- 1				
4- 2	0- 1	2- 0	HOME	0- 1	0- 0	2- 0				
2- 4	0- 0	0- 1	AWAY	1- 2	0- 0	1- 1				
0- 0	0- 0	0- 0	NEUTRAL	0- 0	0- 0	0- 0				

RPI 1-25				RPI 26-50				RPI 51-100				RPI 101+			
RPI	S	Opponent	Score	RPI	S	Opponent	Score	RPI	S	Opponent	Score	RPI	S	Opponent	Score
2	H	Notre Dame	61 79	27	H	Ohio St.	94 75	51	A	Northwestern	65 76	117	N	Delaware	81 64
17	H	Maryland	72 89	33	A	Syracuse	64 75	62	A	Minnesota	93 74	165	H	Oakland	81 74
				36	A	Oregon	55 88	98	A	Purdue	54 66	166	A	CSUN	63 59
				44	H	Indiana	69 60	98	H	Purdue	66 76	172	A	Western Mich.	68 64
				46	A	Quinnipiac	71 54	99	H	Wyoming	63 51	180	H	Northeastern	78 44
				47	A	Iowa	83 87					185	H	Illinois	71 47
												193	A	Rutgers	58 62
												200	H	Nebraska	93 73
												207	A	Wisconsin	81 57
												247	H	Southern U.	70 55
												287	H	Davidson	70 34
												309	A	Rhode Island	85 48
LAST 12 Division I GAMES:															
				17	H	Maryland	72 89	51	A	Northwestern	65 76				
				47	A	Iowa	83 87	193	A	Rutgers	58 62				
				44	H	Indiana	69 60	27	H	Ohio St.	94 75				
				62	A	Minnesota	93 74	200	H	Nebraska	93 73				
				207	A	Wisconsin	81 57	98	A	Purdue	54 66				
				98	H	Purdue	66 76	185	H	Illinois	71 47				

Non-Div I Games:

Michigan St.

Middle Tenn.

Through Games Of Feb. 12, 2017

Average RPI Win:	190	WON-LOST	WINNING	LAST 10	STRENGTH OF	OPP. STRENGTH	TEAM	ADJ.	CONF.	ADJ CONF.
Average RPI Loss:	51	RECORD	PCT. RANK	GAMES	SCHEDULE	OF SCHEDULE	RPI	RPI	RPI	RPI
DIV. I ONLY	16- 8	84	8- 2	80	85	64	64	15	15	
DIV. I NON-CONF.	5- 6	186	0- 0	23	4	93	93	16	16	
TOTALS	RPI 1-25	RPI 26-50	W-L RECORDS	RPI 51-100	RPI 101-150	RPI 150+				
16- 8	0- 2	1- 3	OVERALL	1- 2	3- 1	11- 0				
9- 4	0- 1	1- 3	HOME	1- 0	0- 0	7- 0				
7- 4	0- 1	0- 0	AWAY	0- 2	3- 1	4- 0				
0- 0	0- 0	0- 0	NEUTRAL	0- 0	0- 0	0- 0				
5- 6	0- 2	1- 3	NON-CONFERENCE	1- 1	1- 0	2- 0				
3- 4	0- 1	1- 3	HOME	1- 0	0- 0	1- 0				
2- 2	0- 1	0- 0	AWAY	0- 1	1- 0	1- 0				
0- 0	0- 0	0- 0	NEUTRAL	0- 0	0- 0	0- 0				
11- 2	0- 0	0- 0	CONFERENCE	0- 1	2- 1	9- 0				
6- 0	0- 0	0- 0	HOME	0- 0	0- 0	6- 0				
5- 2	0- 0	0- 0	AWAY	0- 1	2- 1	3- 0				
0- 0	0- 0	0- 0	NEUTRAL	0- 0	0- 0	0- 0				

RPI 1-25				RPI 26-50				RPI 51-100				Team's RPI: 64	RPI 101+			
RPI	S	Opponent	Score	RPI	S	Opponent	Score	RPI	S	Opponent	Score		RPI	S	Opponent	Score
13	H	Louisville	72 91	26	H	Arizona St.	48 69	60	H	Central Mich.	79 69		104	A	Charlotte	83 81
15	A	Kentucky	48 61	40	H	Ohio	52 73	70	A	Virginia	51 63		120	A	Southern Miss.	61 81
				41	H	Tulane	62 59	79	A	Western Ky.	51 66		132	A	Old Dominion	80 63
				45	H	Georgia Tech	60 61						150	A	Missouri St.	71 52
													156	A	Louisiana Tech	79 65
													161	H	UTSA	77 63
													184	A	UAB	64 61
													187	H	Rice	71 61
													202	H	North Texas	60 52
													244	H	Austin Peay	82 51
													254	A	Marshall	72 63
													257	A	Tennessee Tech	73 62
													280	H	FIU	95 43
													291	H	UTEP	76 53
													330	H	Fla. Atlantic	87 69
LAST 12 Division I GAMES:																
				104	A	Charlotte	83 81					330	H	Fla. Atlantic	87 69	
				132	A	Old Dominion	80 63					280	H	FIU	95 43	
				291	H	UTEP	76 53					79	A	Western Ky.	51 66	
				161	H	UTSA	77 63					254	A	Marshall	72 63	
				156	A	Louisiana Tech	79 65					202	H	North Texas	60 52	
				120	A	Southern Miss.	61 81					187	H	Rice	71 61	

Non-Div I Games:

Middle Tenn.

■ Loss,
■ Non-Conf, S Site,
■ Home
■ Away
N Neutral

Average RPI Win:	268	WON-LOST	WINNING	LAST 10	STRENGTH OF	OPP. STRENGTH	TEAM	ADJ.	CONF.	ADJ CONF.
Average RPI Loss:	103	RECORD	PCT. RANK	GAMES	SCHEDULE	OF SCHEDULE	RPI	RPI	RPI	RPI
DIV. I ONLY	17- 8	77	4- 2	319	194	171	171	20	20	
DIV. I NON-CONF.	8- 3	67	1- 0	335	148	173	173	21	21	
TOTALS	RPI 1-25	RPI 26-50	W-L RECORDS	RPI 51-100	RPI 101-150	RPI 150+				
17- 8	0- 0	0- 2	OVERALL	1- 2	1- 2	15- 2				
9- 3	0- 0	0- 0	HOME	1- 1	1- 1	7- 1				
7- 5	0- 0	0- 2	AWAY	0- 1	0- 1	7- 1				
1- 0	0- 0	0- 0	NEUTRAL	0- 0	0- 0	1- 0				
8- 3	0- 0	0- 1	NON-CONFERENCE	1- 2	0- 0	7- 0				
4- 1	0- 0	0- 0	HOME	1- 1	0- 0	3- 0				
3- 2	0- 0	0- 1	AWAY	0- 1	0- 0	3- 0				
1- 0	0- 0	0- 0	NEUTRAL	0- 0	0- 0	1- 0				
9- 5	0- 0	0- 1	CONFERENCE	0- 0	1- 2	8- 2				
5- 2	0- 0	0- 0	HOME	0- 0	1- 1	4- 1				
4- 3	0- 0	0- 1	AWAY	0- 0	0- 1	4- 1				
0- 0	0- 0	0- 0	NEUTRAL	0- 0	0- 0	0- 0				

RPI S	Opponent	Score	RPI S	Opponent	Score	RPI S	Opponent	Score	RPI S	Opponent	Score	Team's RPI: 171
34	A Green Bay	47 89	42	A Marquette	74 85	51	H Northwestern	63 65	139	A Detroit	63 77	
						82	A Northern Ill.	104 114	139	H Detroit	81 69	
						95	H Western Ill.	76 68	149	H Wright St.	51 69	
									165	A Oakland	63 77	
									165	H Oakland	73 75	
									186	A Cleveland St.	80 78	
									186	H Cleveland St.	76 72	
									207	H Wisconsin	80 63	
									275	A Vermont	68 44	
									282	H Northern Ky.	72 44	
									297	H North Dakota St.	79 74	
									312	A Valparaiso	85 74	
									313	A Youngstown St.	78 74	
									313	H Youngstown St.	86 82	
									314	A Illinois St.	68 60	
									320	A Loyola Chicago	73 46	
									325	A Ill.-Chicago	88 65	
									325	H Ill.-Chicago	83 55	
									333	H Chicago St.	71 49	
									335	N LIU Brooklyn	88 50	
LAST 12 Division I GAMES:												
275	A Vermont	68 44	186	A Cleveland St.	80 78							
186	H Cleveland St.	76 72	34	A Green Bay	47 89							
313	H Youngstown St.	86 82	325	H Ill.-Chicago	83 55							
165	A Oakland	63 77	139	H Detroit	81 69							
139	A Detroit	63 77	165	H Oakland	73 75							
313	A Youngstown St.	78 74	312	A Valparaiso	85 74							

Non-Div I Games:

Milwaukee

■ Loss,
 ■ Non-Conf, S Site,
 ■ Home
 ■ Away
 N Neutral

Average RPI Win:	140	WON-LOST	WINNING	LAST 10	STRENGTH OF	OPP. STRENGTH	TEAM	ADJ.	CONF.	ADJ CONF.
Average RPI Loss:	44	RECORD	PCT. RANK	GAMES	SCHEDULE	OF SCHEDULE	RPI	RPI	RPI	RPI
DIV. I ONLY	13- 12	166	4- 6	15	45	62	62	6	6	
DIV. I NON-CONF.	9- 4	85	0- 0	5	33	17	17	6	6	
TOTALS	RPI 1-25	RPI 26-50	W-L RECORDS	RPI 51-100	RPI 101-150	RPI 150+				
13- 12	0- 3	2- 5	OVERALL	1- 3	3- 1	7- 0				
10- 4	0- 2	2- 1	HOME	1- 1	2- 0	5- 0				
3- 6	0- 1	0- 4	AWAY	0- 1	1- 0	2- 0				
0- 2	0- 0	0- 0	NEUTRAL	0- 1	0- 1	0- 0				
9- 4	0- 2	2- 0	NON-CONFERENCE	1- 1	3- 1	3- 0				
7- 1	0- 1	2- 0	HOME	1- 0	2- 0	2- 0				
2- 1	0- 1	0- 0	AWAY	0- 0	1- 0	1- 0				
0- 2	0- 0	0- 0	NEUTRAL	0- 1	0- 1	0- 0				
4- 8	0- 1	0- 5	CONFERENCE	0- 2	0- 0	4- 0				
3- 3	0- 1	0- 1	HOME	0- 1	0- 0	3- 0				
1- 5	0- 0	0- 4	AWAY	0- 1	0- 0	1- 0				
0- 0	0- 0	0- 0	NEUTRAL	0- 0	0- 0	0- 0				

RPI 1-25				RPI 26-50				RPI 51-100 Team's RPI: 62				RPI 101+			
RPI	S	Opponent	Score	RPI	S	Opponent	Score	RPI	S	Opponent	Score	RPI	S	Opponent	Score
3	A	South Carolina	58 98	27	A	Ohio St.	62 87	53	H	Michigan St.	74 93	107	H	Kent St.	92 62
5	H	Florida St.	61 75	27	H	Ohio St.	76 88	75	H	Belmont	75 74	108	N	North Carolina	77 91
17	H	Maryland	72 83	28	H	Harvard	103 87	80	A	Penn St.	66 77	134	A	VCU	79 69
				31	A	Michigan	69 84	90	N	Georgia	58 70	139	H	Detroit	111 91
				44	A	Indiana	62 78					152	A	New Mexico	69 65
				47	A	Iowa	65 80					159	H	Army West Point	70 52
				49	H	Georgetown	68 60					185	H	Illinois	78 50
												193	H	Rutgers	80 46
												196	H	Seton Hall	90 57
												200	A	Nebraska	79 69
												207	H	Wisconsin	88 60
LAST 12 Division I GAMES:															
193	H	Rutgers	80 46	185	H	Illinois	78 50								
80	A	Penn St.	66 77	31	A	Michigan	69 84								
200	A	Nebraska	79 69	207	H	Wisconsin	88 60								
53	H	Michigan St.	74 93	44	A	Indiana	62 78								
27	H	Ohio St.	76 88	17	H	Maryland	72 83								
47	A	Iowa	65 80	27	A	Ohio St.	62 87								

Non-Div I Games:

Minnesota

Average RPI Win: 96		WON-LOST	WINNING	LAST 10	STRENGTH OF	OPP. STRENGTH	TEAM	ADJ.	CONF.	ADJ CONF.
Average RPI Loss: 3		RECORD	PCT. RANK	GAMES	SCHEDULE	OF SCHEDULE	RPI	RPI	RPI	RPI
DIV. I ONLY		25- 1	2	9- 1	32	7	4	4	2	2
DIV. I NON-CONF.		14- 0	1	0- 0	73	13	4	4	2	2
TOTALS	RPI 1-25	RPI 26-50		W-L RECORDS		RPI 51-100	RPI 101-150	RPI 150+		
25- 1	4- 1	6- 0		OVERALL		4- 0	7- 0	4- 0		
9- 0	3- 0	1- 0		HOME		1- 0	2- 0	2- 0		
11- 1	1- 1	2- 0		AWAY		2- 0	5- 0	1- 0		
5- 0	0- 0	3- 0		NEUTRAL		1- 0	0- 0	1- 0		
14- 0	1- 0	4- 0		NON-CONFERENCE		3- 0	2- 0	4- 0		
3- 0	1- 0	0- 0		HOME		0- 0	0- 0	2- 0		
6- 0	0- 0	1- 0		AWAY		2- 0	2- 0	1- 0		
5- 0	0- 0	3- 0		NEUTRAL		1- 0	0- 0	1- 0		
11- 1	3- 1	2- 0		CONFERENCE		1- 0	5- 0	0- 0		
6- 0	2- 0	1- 0		HOME		1- 0	2- 0	0- 0		
5- 1	1- 1	1- 0		AWAY		0- 0	3- 0	0- 0		
0- 0	0- 0	0- 0		NEUTRAL		0- 0	0- 0	0- 0		

[illegible]

Non-Div I Games:

Mississippi St.

■ Loss, ■ Non-Conf, S Site, H Home A Away N Neutral

Average RPI Win:	302	WON-LOST	WINNING	LAST 10	STRENGTH OF	OPP. STRENGTH	TEAM	ADJ.	CONF.	ADJ CONF.
Average RPI Loss:	183	RECORD	PCT. RANK	GAMES	SCHEDULE	OF SCHEDULE	RPI	RPI	RPI	RPI
DIV. I ONLY	7- 14	263	4- 6	315	307	299	299	30	30	
DIV. I NON-CONF.	1- 8	314	0- 0	119	107	260	260	30	30	
TOTALS	RPI 1-25	RPI 26-50	W-L RECORDS	RPI 51-100	RPI 101-150	RPI 150+				
7- 14	0- 1	0- 0	OVERALL	0- 1	0- 3	7- 9				
3- 4	0- 0	0- 0	HOME	0- 1	0- 0	3- 3				
4- 10	0- 0	0- 0	AWAY	0- 0	0- 1	4- 1				
0- 0	0- 0	0- 0	NEUTRAL	0- 0	0- 0	0- 0				
1- 8	0- 1	0- 0	NON-CONFERENCE	0- 1	0- 3	1- 3				
0- 2	0- 0	0- 0	HOME	0- 1	0- 0	0- 1				
1- 6	0- 1	0- 0	AWAY	0- 0	0- 3	1- 2				
0- 0	0- 0	0- 0	NEUTRAL	0- 0	0- 0	0- 0				
6- 6	0- 0	0- 0	CONFERENCE	0- 0	0- 0	6- 6				
3- 2	0- 0	0- 0	HOME	0- 0	0- 0	3- 2				
3- 4	0- 0	0- 0	AWAY	0- 0	0- 0	3- 4				
0- 0	0- 0	0- 0	NEUTRAL	0- 0	0- 0	0- 0				

RPI 1-25				RPI 26-50				RPI 51-100				RPI 101+ Team's RPI: 299			
RPI	S	Opponent	Score	RPI	S	Opponent	Score	RPI	S	Opponent	Score	RPI	S	Opponent	Score
7	A	Baylor	36 101					81	H	Colorado	64 76	110	A	Ole Miss	30 67
												120	A	Southern Miss.	55 83
												138	A	Alabama	44 93
												184	A	UAB	46 80
												203	H	Texas Southern	75 74
												207	A	Wisconsin	61 103
												217	A	Alabama St.	57 71
												217	H	Alabama St.	73 79
												218	A	Grambling	67 88
												237	H	Murray St.	62 80
												247	A	Southern U.	44 51
												279	A	Ark.-Pine Bluff	73 63
												290	A	Alcorn	49 69
												290	H	Alcorn	60 68
												292	A	Northwestern St.	68 64
												296	H	Prairie View	64 55
												346	A	Jackson St.	62 57
												349	A	Alabama A&M	58 52
												349	H	Alabama A&M	60 58
LAST 12 Division I GAMES:															
290	H	Alcorn	60 68	296	H	Prairie View	64 55								
217	A	Alabama St.	57 71	247	A	Southern U.	44 51								
349	A	Alabama A&M	58 52	290	A	Alcorn	49 69								
218	A	Grambling	67 88	217	H	Alabama St.	73 79								
346	A	Jackson St.	62 57	349	H	Alabama A&M	60 58								
203	H	Texas Southern	75 74	279	A	Ark.-Pine Bluff	73 63								

Non-Div I Games: Tougaloo 99 55 Blue Mountain 66 40

Mississippi Val.

Loss, Non-Conf, S Site, H Home A Away N Neutral

Average RPI Win:	127	WON-LOST	WINNING	LAST 10	STRENGTH OF	OPP. STRENGTH	TEAM	ADJ.	CONF.	ADJ CONF.
Average RPI Loss:	47	RECORD	PCT. RANK	GAMES	SCHEDULE	OF SCHEDULE	RPI	RPI	RPI	RPI
DIV. I ONLY	17- 9	92	6- 4	21	38	29	29	2	2	
DIV. I NON-CONF.	10- 4	80	0- 0	43	120	40	40	2	2	
TOTALS	RPI 1-25	RPI 26-50	W-L RECORDS	RPI 51-100	RPI 101-150	RPI 150+				
17- 9	3- 5	1- 1	OVERALL	2- 1	5- 2	6- 0				
13- 1	2- 0	1- 0	HOME	2- 0	3- 1	5- 0				
3- 7	0- 1	0- 0	AWAY	0- 0	2- 0	1- 0				
1- 1	1- 0	0- 1	NEUTRAL	0- 0	0- 0	0- 0				
10- 4	1- 1	0- 1	NON-CONFERENCE	1- 1	2- 1	6- 0				
8- 0	0- 0	0- 0	HOME	1- 0	2- 0	5- 0				
1- 3	0- 1	0- 0	AWAY	0- 1	0- 1	1- 0				
1- 1	1- 0	0- 1	NEUTRAL	0- 0	0- 0	0- 0				
7- 5	2- 4	1- 0	CONFERENCE	1- 0	3- 1	0- 0				
5- 1	2- 0	1- 0	HOME	1- 0	1- 1	0- 0				
2- 4	0- 4	0- 0	AWAY	0- 0	2- 0	0- 0				
0- 0	0- 0	0- 0	NEUTRAL	0- 0	0- 0	0- 0				

RPI 1-25				RPI 26-50				Team's RPI: 29				RPI 51-100				RPI 101+			
RPI	S	Opponent	Score	RPI	S	Opponent	Score	RPI	S	Opponent	Score	RPI	S	Opponent	Score	RPI	S	Opponent	Score
4	A	Mississippi St.	53 70	35	H	Auburn	68 53	61	A	IUPUI	45 73	106	A	Vanderbilt	74 68				
6	A	Washington	66 79	45	N	Georgia Tech	70 72	90	H	Georgia	63 45	114	A	Saint Louis	61 72				
14	A	Tennessee	66 77					95	H	Western Ill.	71 68	122	H	Abilene Christian	52 46				
15	A	Kentucky	62 64									131	A	Arkansas	60 46				
15	H	Kentucky	73 67									131	H	Arkansas	67 56				
16	H	Texas A&M	78 76									138	H	Alabama	58 59				
22	N	Creighton	72 63									150	H	Missouri St.	73 49				
24	A	LSU	71 80									173	H	UC Riverside	68 62				
												200	A	Nebraska	55 35				
												201	H	Indiana St.	77 48				
												205	H	Wichita St.	64 57				
												221	H	SIUE	72 60				
												252	H	UT Martin	80 69				
LAST 12 Division I GAMES:																			
131	H	Arkansas	67 56	16	H	Texas A&M	78 76												
14	A	Tennessee	66 77	106	A	Vanderbilt	74 68												
4	A	Mississippi St.	53 70	24	A	LSU	71 80												
15	H	Kentucky	73 67	138	H	Alabama	58 59												
35	H	Auburn	68 53	15	A	Kentucky	62 64												
131	A	Arkansas	60 46	90	H	Georgia	63 45												

Non-Div I Games:

Missouri

■ Loss,
■ Non-Conf, S Site,
■ Home
■ Away
N Neutral

Average RPI Win:	218	WON-LOST	WINNING	LAST 10	STRENGTH OF	OPP. STRENGTH	TEAM	ADJ.	CONF.	ADJ CONF.
Average RPI Loss:	85	RECORD	PCT. RANK	GAMES	SCHEDULE	OF SCHEDULE	RPI	RPI	RPI	RPI
DIV. I ONLY	12- 10	145	9- 1	173	95	150	150	16	16	
DIV. I NON-CONF.	3- 7	250	0- 0	108	3	193	193	14	14	
TOTALS	RPI 1-25	RPI 26-50	W-L RECORDS	RPI 51-100	RPI 101-150	RPI 150+				
12- 10	0- 0	0- 3	OVERALL	0- 4	2- 2	10- 1				
6- 5	0- 0	0- 2	HOME	0- 2	1- 0	5- 1				
6- 4	0- 0	0- 1	AWAY	0- 1	1- 2	5- 0				
0- 1	0- 0	0- 0	NEUTRAL	0- 1	0- 0	0- 0				
3- 7	0- 0	0- 2	NON-CONFERENCE	0- 3	2- 2	1- 0				
2- 2	0- 0	0- 1	HOME	0- 1	1- 0	1- 0				
1- 4	0- 0	0- 1	AWAY	0- 1	1- 2	0- 0				
0- 1	0- 0	0- 0	NEUTRAL	0- 1	0- 0	0- 0				
9- 3	0- 0	0- 1	CONFERENCE	0- 1	0- 0	9- 1				
4- 3	0- 0	0- 1	HOME	0- 1	0- 0	4- 1				
5- 0	0- 0	0- 0	AWAY	0- 0	0- 0	5- 0				
0- 0	0- 0	0- 0	NEUTRAL	0- 0	0- 0	0- 0				

RPI 1-25				RPI 26-50				RPI 51-100				RPI 101+				Team's RPI: 150	
RPI	S	Opponent	Score	RPI	S	Opponent	Score	RPI	S	Opponent	Score	RPI	S	Opponent	Score		
				29	A	Missouri	49 73	51	A	Northwestern	52 75	131	H	Arkansas	64 62		
				38	H	Drake	64 90	54	N	Southern California	67 89	145	A	Memphis	60 69		
				43	H	Little Rock	47 58	64	H	Middle Tenn.	52 71	147	A	Kansas	87 64		
								65	H	UNI	54 61	150	A	Oral Roberts	56 78		
												167	A	Southern Ill.	78 60		
												167	H	Southern Ill.	73 59		
												201	A	Indiana St.	49 46		
												202	H	North Texas	63 54		
												205	A	Wichita St.	65 60		
												205	H	Wichita St.	73 62		
												215	H	Bradley	73 75		
												276	A	Evansville	77 41		
												276	H	Evansville	68 43		
												314	H	Illinois St.	65 60		
												320	A	Loyola Chicago	60 32		
LAST 12 Division I GAMES:																	
				276	H	Evansville	68 43	314	H	Illinois St.	65 60						
				167	H	Southern Ill.	73 59	167	A	Southern Ill.	78 60						
				205	A	Wichita St.	65 60	276	A	Evansville	77 41						
				201	A	Indiana St.	49 46	205	H	Wichita St.	73 62						
				320	A	Loyola Chicago	60 32	38	H	Drake	64 90						
				215	H	Bradley	73 75	65	H	UNI	54 61						

Non-Div I Games: Alas. Anchorage 65 58

Missouri St.

■ Loss,
 ■ Non-Conf,
 ■ S Site,
 ■ Home
 ■ A Away
 N Neutral

Average RPI Win: 238	WON-LOST	WINNING	LAST 10	STRENGTH OF	OPP. STRENGTH	TEAM	ADJ.	CONF.	ADJ CONF.
Average RPI Loss: 177	RECORD	PCT. RANK	GAMES	SCHEDULE	OF SCHEDULE	RPI	RPI	RPI	RPI
DIV. I ONLY	12- 12	173	5- 5	263	246	209	209	18	18
DIV. I NON-CONF.	5- 4	143	0- 0	308	335	212	212	17	17
TOTALS	RPI 1-25	RPI 26-50	W-L RECORDS	RPI 51-100	RPI 101-150	RPI 150+			
12- 12	0- 0	1- 1	OVERALL	0- 0	0- 2	11- 9			
6- 5	0- 0	1- 0	HOME	0- 0	0- 2	5- 3			
6- 6	0- 0	0- 1	AWAY	0- 0	0- 0	6- 1			
0- 1	0- 0	0- 0	NEUTRAL	0- 0	0- 0	0- 1			
5- 4	0- 0	0- 0	NON-CONFERENCE	0- 0	0- 1	5- 3			
1- 2	0- 0	0- 0	HOME	0- 0	0- 1	1- 1			
4- 1	0- 0	0- 0	AWAY	0- 0	0- 0	4- 1			
0- 1	0- 0	0- 0	NEUTRAL	0- 0	0- 0	0- 1			
7- 8	0- 0	1- 1	CONFERENCE	0- 0	0- 1	6- 6			
5- 3	0- 0	1- 0	HOME	0- 0	0- 1	4- 2			
2- 5	0- 0	0- 1	AWAY	0- 0	0- 0	2- 4			
0- 0	0- 0	0- 0	NEUTRAL	0- 0	0- 0	0- 0			

RPI S	Opponent	Score	RPI S	Opponent	Score	RPI S	Opponent	Score	RPI S	Opponent	Score
46	A Quinnipiac	54 74	46	H Quinnipiac	61 58				103	H Clemson	47 60
									118	H Rider	69 71
									160	A Iona	54 60
									160	H Iona	75 65
									168	H Providence	58 62
									169	A Fairfield	60 53
									169	H Fairfield	68 71
									182	N Hartford	72 75
									194	A Siena	76 85
									194	H Siena	86 91
									197	A Sacred Heart	65 54
									219	A Robert Morris	69 56
									220	A Niagara	45 66
									245	A Canisius	54 74
									245	H Canisius	55 53
									253	H Marist	79 69
									289	A Eastern Mich.	75 68
									302	A Lehigh	73 62
									316	A Saint Peter's	58 42
									316	H Saint Peter's	76 59
									321	A St. Francis Brooklyn	78 87
									342	H Fairleigh Dickinson	72 63
LAST 12 Division I GAMES:											
160	H Iona	75 65	160	A Iona	54 60						
316	A Saint Peter's	58 42	46	H Quinnipiac	61 58						
46	A Quinnipiac	54 74	245	H Canisius	55 53						
118	H Rider	69 71	194	A Siena	76 85						
194	H Siena	86 91	316	H Saint Peter's	76 59						
169	A Fairfield	60 53	169	H Fairfield	68 71						

Non-Div I Games:

Monmouth

Average RPI Win:	308	WON-LOST	WINNING	LAST 10	STRENGTH OF	OPP. STRENGTH	TEAM	ADJ.	CONF.	ADJ CONF.
Average RPI Loss:	162	RECORD	PCT. RANK	GAMES	SCHEDULE	OF SCHEDULE	RPI	RPI	RPI	RPI
DIV. I ONLY	3- 19	331	2- 8	195	261	326	326	19	19	
DIV. I NON-CONF.	1- 8	314	0- 0	186	315	330	330	18	18	
TOTALS	RPI 1-25	RPI 26-50	W-L RECORDS	RPI 51-100	RPI 101-150	RPI 150+				
3- 19	0- 0	0- 1	OVERALL	0- 4	0- 6	3- 8				
3- 8	0- 0	0- 0	HOME	0- 3	0- 2	3- 3				
0- 9	0- 0	0- 0	AWAY	0- 1	0- 4	0- 4				
0- 2	0- 0	0- 1	NEUTRAL	0- 0	0- 0	0- 1				
1- 8	0- 0	0- 1	NON-CONFERENCE	0- 3	0- 0	1- 4				
1- 3	0- 0	0- 0	HOME	0- 2	0- 0	1- 1				
0- 3	0- 0	0- 0	AWAY	0- 1	0- 0	0- 2				
0- 2	0- 0	0- 1	NEUTRAL	0- 0	0- 0	0- 1				
2- 11	0- 0	0- 0	CONFERENCE	0- 1	0- 6	2- 4				
2- 5	0- 0	0- 0	HOME	0- 1	0- 2	2- 2				
0- 6	0- 0	0- 0	AWAY	0- 0	0- 4	0- 2				
0- 0	0- 0	0- 0	NEUTRAL	0- 0	0- 0	0- 0				

RPI S	Opponent	Score	RPI S	Opponent	Score	RPI S	Opponent	Score	RPI S	Opponent	Score	Team's RPI: 326
37 N	South Dakota St.	43 84	55 H	Colorado St.	49 63	113 A	Northern Colo.	46 65				
			70 H	Montana St.	69 75	124 A	Idaho	50 75				
			96 A	SFA	46 54	124 H	Idaho	59 86				
			99 H	Wyoming	42 67	126 A	Eastern Wash.	57 64				
						126 H	Eastern Wash.	46 60				
						135 A	North Dakota	63 73				
						176 A	Idaho St.	43 61				
						177 H	Utah St.	47 65				
						214 A	Weber St.	58 74				
						225 A	Seattle U	44 60				
						255 H	Portland St.	44 64				
						284 H	Sacramento St.	60 73				
						286 H	Southern Utah	64 55				
						294 N	Massachusetts	58 59				
						305 H	Northern Ariz.	60 59				
						334 H	Incarnate Word	61 56				
						340 A	Cal St. Fullerton	56 72				
LAST 12 Division I GAMES:												
305 H	Northern Ariz.	60 59	255 H	Portland St.	44 64							
286 H	Southern Utah	64 55	135 A	North Dakota	63 73							
70 H	Montana St.	69 75	113 A	Northern Colo.	46 65							
124 A	Idaho	50 75	126 H	Eastern Wash.	46 60							
126 A	Eastern Wash.	57 64	124 H	Idaho	59 86							
284 H	Sacramento St.	60 73	214 A	Weber St.	58 74							

Non-Div I Games: Rocky Mountain 64 56 Great Falls 66 55

Montana

Average RPI Win:	214	WON-LOST	WINNING	LAST 10	STRENGTH OF	OPP. STRENGTH	TEAM	ADJ.	CONF.	ADJ CONF.
Average RPI Loss:	124	RECORD	PCT. RANK	GAMES	SCHEDULE	OF SCHEDULE	RPI	RPI	RPI	RPI
DIV. I ONLY	16- 5	37	9- 1	223	185	70	70	19	19	
DIV. I NON-CONF.	5- 3	121	0- 0	243	130	104	104	18	18	
TOTALS	RPI 1-25	RPI 26-50	W-L RECORDS	RPI 51-100	RPI 101-150	RPI 150+				
16- 5	0- 0	0- 0	OVERALL	0- 1	5- 2	11- 2				
8- 0	0- 0	0- 0	HOME	0- 0	2- 0	6- 0				
7- 5	0- 0	0- 0	AWAY	0- 1	3- 2	4- 2				
1- 0	0- 0	0- 0	NEUTRAL	0- 0	0- 0	1- 0				
5- 3	0- 0	0- 0	NON-CONFERENCE	0- 1	0- 1	5- 1				
2- 0	0- 0	0- 0	HOME	0- 0	0- 0	2- 0				
2- 3	0- 0	0- 0	AWAY	0- 1	0- 1	2- 1				
1- 0	0- 0	0- 0	NEUTRAL	0- 0	0- 0	1- 0				
11- 2	0- 0	0- 0	CONFERENCE	0- 0	5- 1	6- 1				
6- 0	0- 0	0- 0	HOME	0- 0	2- 0	4- 0				
5- 2	0- 0	0- 0	AWAY	0- 0	3- 1	2- 1				
0- 0	0- 0	0- 0	NEUTRAL	0- 0	0- 0	0- 0				

RPI S	Opponent	Score	RPI S	Opponent	Score	RPI S	Opponent	Score	RPI S	Opponent	Score
						52	A Utah	64 74	102	A UC Davis	62 70
									113	A Northern Colo.	58 66
									124	A Idaho	66 61
									124	H Idaho	80 64
									126	A Eastern Wash.	72 61
									126	H Eastern Wash.	88 83
									135	A North Dakota	74 71
									153	N Santa Clara	77 50
									176	A Idaho St.	59 67
									177	A Utah St.	56 64
									214	A Weber St.	83 68
									216	A Pacific	72 66
									225	H Seattle U	75 56
									255	H Portland St.	83 76
									259	H Cal Poly	71 52
									268	A Portland	70 66
									284	H Sacramento St.	84 80
									286	H Southern Utah	71 68
									305	H Northern Ariz.	86 69
									326	A Montana	75 69
LAST 12 Division I GAMES:											
286	H	Southern Utah	71	68	284	H	Sacramento St.	84	80		
305	H	Northern Ariz.	86	69	113	A	Northern Colo.	58	66		
326	A	Montana	75	69	135	A	North Dakota	74	71		
126	A	Eastern Wash.	72	61	124	H	Idaho	80	64		
124	A	Idaho	66	61	126	H	Eastern Wash.	88	83		
255	H	Portland St.	83	76	176	A	Idaho St.	59	67		

Non-Div I Games: Carroll (MT) 75 44 Great Falls 75 42

Montana St.

Loss, Non-Conf, S Site, H Home A Away N Neutral

Average RPI Win:	273	WON-LOST	WINNING	LAST 10	STRENGTH OF	OPP. STRENGTH	TEAM	ADJ.	CONF.	ADJ CONF.
Average RPI Loss:	176	RECORD	PCT. RANK	GAMES	SCHEDULE	OF SCHEDULE	RPI	RPI	RPI	RPI
DIV. I ONLY	16- 7	70	6- 4	339	244	192	192	26	26	
DIV. I NON-CONF.	8- 3	67	0- 0	347	171	205	205	26	26	
TOTALS	RPI 1-25	RPI 26-50	W-L RECORDS	RPI 51-100	RPI 101-150	RPI 150+				
16- 7	0- 1	0- 0	OVERALL	0- 2	0- 0	16- 4				
10- 2	0- 0	0- 0	HOME	0- 1	0- 0	10- 1				
6- 5	0- 1	0- 0	AWAY	0- 1	0- 0	6- 3				
0- 0	0- 0	0- 0	NEUTRAL	0- 0	0- 0	0- 0				
8- 3	0- 1	0- 0	NON-CONFERENCE	0- 1	0- 0	8- 1				
5- 1	0- 0	0- 0	HOME	0- 0	0- 0	5- 1				
3- 2	0- 1	0- 0	AWAY	0- 1	0- 0	3- 0				
0- 0	0- 0	0- 0	NEUTRAL	0- 0	0- 0	0- 0				
8- 4	0- 0	0- 0	CONFERENCE	0- 1	0- 0	8- 3				
5- 1	0- 0	0- 0	HOME	0- 1	0- 0	5- 0				
3- 3	0- 0	0- 0	AWAY	0- 0	0- 0	3- 3				
0- 0	0- 0	0- 0	NEUTRAL	0- 0	0- 0	0- 0				

RPI 1-25				RPI 26-50				RPI 51-100				RPI 101+ Team's RPI: 192			
RPI	S	Opponent	Score	RPI	S	Opponent	Score	RPI	S	Opponent	Score	RPI	S	Opponent	Score
15	A	Kentucky	47 74					56	A	West Virginia	53 94	213	H	Miami (OH)	77 43
								75	H	Belmont	59 91	221	H	SIUE	69 66
												237	H	Murray St.	73 59
												244	A	Austin Peay	81 71
												245	H	Canisius	77 68
												251	A	Jacksonville St.	68 69
												252	A	UT Martin	89 68
												257	H	Tennessee Tech	79 65
												258	H	Georgia St.	50 68
												269	A	Southeast Mo. St.	82 72
												270	A	Tennessee St.	66 69
												274	A	North Florida	84 65
												278	A	Kennesaw St.	71 50
												289	H	Eastern Mich.	78 73
												303	H	Lipscomb	73 53
												304	A	Eastern Ky.	58 65
												304	H	Eastern Ky.	80 54
												310	H	Eastern Ill.	66 62
												333	H	Chicago St.	63 55
												341	A	Florida A&M	53 48
LAST 12 Division I GAMES:															
304	A	Eastern Ky.	58 65	75	H	Belmont	59 91								
269	A	Southeast Mo. St.	82 72	270	A	Tennessee St.	66 69								
237	H	Murray St.	73 59	221	H	SIUE	69 66								
251	A	Jacksonville St.	68 69	310	H	Eastern Ill.	66 62								
257	H	Tennessee Tech	79 65	252	A	UT Martin	89 68								
304	H	Eastern Ky.	80 54	244	A	Austin Peay	81 71								

Non-Div I Games: Ky. Christian 100 52 Alice Lloyd 92 42

Morehead St.

Loss, Non-Conf, S Site, H Home A Away N Neutral

Average RPI Win:	300	WON-LOST	WINNING	LAST 10	STRENGTH OF	OPP. STRENGTH	TEAM	ADJ.	CONF.	ADJ CONF.
Average RPI Loss:	252	RECORD	PCT. RANK	GAMES	SCHEDULE	OF SCHEDULE	RPI	RPI	RPI	RPI
DIV. I ONLY	3- 19	331	2- 8	328	349	348	348	32	32	
DIV. I NON-CONF.	1- 11	330	0- 2	190	347	323	323	31	31	
TOTALS	RPI 1-25	RPI 26-50	W-L RECORDS	RPI 51-100	RPI 101-150	RPI 150+				
3- 19	0- 0	0- 0	OVERALL	0- 1	0- 2	3- 16				
2- 5	0- 0	0- 0	HOME	0- 0	0- 1	2- 4				
1- 11	0- 0	0- 0	AWAY	0- 1	0- 1	1- 9				
0- 3	0- 0	0- 0	NEUTRAL	0- 0	0- 0	0- 3				
1- 11	0- 0	0- 0	NON-CONFERENCE	0- 1	0- 2	1- 8				
0- 2	0- 0	0- 0	HOME	0- 0	0- 1	0- 1				
1- 6	0- 0	0- 0	AWAY	0- 1	0- 1	1- 4				
0- 3	0- 0	0- 0	NEUTRAL	0- 0	0- 0	0- 3				
2- 8	0- 0	0- 0	CONFERENCE	0- 0	0- 0	2- 8				
2- 3	0- 0	0- 0	HOME	0- 0	0- 0	2- 3				
0- 5	0- 0	0- 0	AWAY	0- 0	0- 0	0- 5				
0- 0	0- 0	0- 0	NEUTRAL	0- 0	0- 0	0- 0				

RPI S	Opponent	Score	RPI S	Opponent	Score	RPI S	Opponent	Score	RPI S	Opponent	Score	Team's RPI: 348
						57 A	Dayton	42 61	114 A	Saint Louis	43 71	
									148 H	Brown	51 68	
									208 N	Campbell	51 62	
									210 A	UMBC	69 61	
									219 H	Robert Morris	44 58	
									229 A	Richmond	37 54	
									233 A	Bethune-Cookman	48 50	
									254 A	Marshall	43 62	
									256 H	Norfolk St.	47 56	
									262 A	Savannah St.	62 66	
									273 H	N.C. A&T	62 67	
									279 N	Ark.-Pine Bluff	44 53	
									300 A	Coppin St.	45 61	
									304 N	Eastern Ky.	58 66	
									306 A	Mt. St. Mary's	50 65	
									318 A	UMKC	56 64	
									341 A	Florida A&M	48 51	
									341 H	Florida A&M	26 61	
									343 H	N.C. Central	44 42	
									344 A	South Carolina St.	46 50	
									347 H	Delaware St.	74 47	
LAST 12 Division I GAMES:												
347 H	Delaware St.	74 47	273 H	N.C. A&T	62 67							
343 H	N.C. Central	44 42	341 A	Florida A&M	48 51							
341 H	Florida A&M	26 61	233 A	Bethune-Cookman	48 50							
300 A	Coppin St.	45 61	256 H	Norfolk St.	47 56							
344 A	South Carolina St.	46 50	148 H	Brown	51 68							
262 A	Savannah St.	62 66	229 A	Richmond	37 54							

Non-Div I Games: Washington Adventis79 28

Morgan St.

■ Loss,
 ■ Non-Conf,
 ■ S Site,
 ■ Home
 ■ A Away
 N Neutral

Average RPI Win:	298	WON-LOST	WINNING	LAST 10	STRENGTH OF	OPP. STRENGTH	TEAM	ADJ.	CONF.	ADJ CONF.
Average RPI Loss:	210	RECORD	PCT. RANK	GAMES	SCHEDULE	OF SCHEDULE	RPI	RPI	RPI	RPI
DIV. I ONLY	9- 15	239	6- 4	301	342	306	306	31	31	
DIV. I NON-CONF.	2- 9	293	0- 0	237	288	328	328	32	32	
TOTALS	RPI 1-25	RPI 26-50	W-L RECORDS	RPI 51-100	RPI 101-150	RPI 150+				
9- 15	0- 1	0- 0	OVERALL	0- 1	0- 1	9- 12				
7- 5	0- 0	0- 0	HOME	0- 0	0- 0	7- 5				
2- 10	0- 1	0- 0	AWAY	0- 1	0- 1	2- 7				
0- 0	0- 0	0- 0	NEUTRAL	0- 0	0- 0	0- 0				
2- 9	0- 1	0- 0	NON-CONFERENCE	0- 1	0- 1	2- 6				
2- 3	0- 0	0- 0	HOME	0- 0	0- 0	2- 3				
0- 6	0- 1	0- 0	AWAY	0- 1	0- 1	0- 3				
0- 0	0- 0	0- 0	NEUTRAL	0- 0	0- 0	0- 0				
7- 6	0- 0	0- 0	CONFERENCE	0- 0	0- 0	7- 6				
5- 2	0- 0	0- 0	HOME	0- 0	0- 0	5- 2				
2- 4	0- 0	0- 0	AWAY	0- 0	0- 0	2- 4				
0- 0	0- 0	0- 0	NEUTRAL	0- 0	0- 0	0- 0				

RPI 1-25				RPI 26-50				RPI 51-100				RPI 101+ Team's RPI: 306			
RPI	S	Opponent	Score	RPI	S	Opponent	Score	RPI	S	Opponent	Score	RPI	S	Opponent	Score
17	A	Maryland	42 106					56	A	West Virginia	45 77	128	A	William & Mary	46 68
												155	A	Pittsburgh	54 89
												169	H	Fairfield	57 70
												197	A	Sacred Heart	45 49
												197	H	Sacred Heart	61 59
												219	H	Robert Morris	44 50
												228	A	Howard	62 95
												230	A	Saint Francis (PA)	66 58
												230	H	Saint Francis (PA)	88 97
												240	H	UMES	52 63
												260	A	Loyola Maryland	53 58
												300	H	Coppin St.	54 48
												301	A	Bryant	62 78
												301	H	Bryant	61 53
												302	H	Lehigh	57 74
												308	A	Central Conn. St.	58 68
												308	H	Central Conn. St.	81 66
												321	A	St. Francis Brooklyn	62 44
												335	A	LIU Brooklyn	60 63
												339	H	Wagner	66 47
												342	H	Fairleigh Dickinson	61 50
												348	H	Morgan St.	65 50
LAST 12 Division I GAMES:															
230	A	Saint Francis (PA)	66 58	321	A	St. Francis Brooklyn	62 44								
301	H	Bryant	61 53	342	H	Fairleigh Dickinson	61 50								
308	H	Central Conn. St.	81 66	230	H	Saint Francis (PA)	88 97								
197	H	Sacred Heart	61 59	308	A	Central Conn. St.	58 68								
219	H	Robert Morris	44 50	301	A	Bryant	62 78								
197	A	Sacred Heart	45 49	339	H	Wagner	66 47								

Non-Div I Games:

Mt. St. Mary's

Average RPI Win: 283		WON-LOST	WINNING	LAST 10	STRENGTH OF	OPP. STRENGTH	TEAM	ADJ.	CONF.	ADJ CONF.
Average RPI Loss: 189		RECORD	PCT. RANK	GAMES	SCHEDULE	OF SCHEDULE	RPI	RPI	RPI	RPI
DIV. I ONLY		12- 11	162	4- 6	320	304	237	237	26	26
DIV. I NON-CONF.		6- 5	148	0- 0	334	307	247	247	26	26
TOTALS		RPI 1-25	RPI 26-50	W-L RECORDS	RPI 51-100	RPI 101-150	RPI 150+			
12- 11	0- 0		0- 1	OVERALL	0- 1	0- 1	12- 8			
7- 3	0- 0		0- 0	HOME	0- 1	0- 0	7- 2			
4- 7	0- 0		0- 1	AWAY	0- 0	0- 0	4- 6			
1- 1	0- 0		0- 0	NEUTRAL	0- 0	0- 1	1- 0			
6- 5	0- 0		0- 1	NON-CONFERENCE	0- 0	0- 1	6- 3			
3- 1	0- 0		0- 0	HOME	0- 0	0- 0	3- 1			
2- 3	0- 0		0- 1	AWAY	0- 0	0- 0	2- 2			
1- 1	0- 0		0- 0	NEUTRAL	0- 0	0- 1	1- 0			
6- 6	0- 0		0- 0	CONFERENCE	0- 1	0- 0	6- 5			
4- 2	0- 0		0- 0	HOME	0- 1	0- 0	4- 1			
2- 4	0- 0		0- 0	AWAY	0- 0	0- 0	2- 4			
0- 0	0- 0		0- 0	NEUTRAL	0- 0	0- 0	0- 0			

RPI 1-25				RPI 26-50				RPI 51-100				RPI 101+				Team's RPI: 237	
RPI	S	Opponent	Score	RPI	S	Opponent	Score	RPI	S	Opponent	Score	RPI	S	Opponent	Score		
				40	A	Ohio	70 79					122	N	Abilene Christian	57 81		
												167	A	Southern Ill.	63 70		
												190	A	ETSU	60 79		
												192	A	Morehead St.	59 73		
												221	A	SIUE	84 77		
												224	H	UNCG	81 70		
												244	A	Austin Peay	63 75		
												244	H	Austin Peay	67 62		
												251	A	Jacksonville St.	71 64		
												252	H	UT Martin	70 90		
												257	A	Tennessee Tech	54 72		
												269	A	Southeast Mo. St.	70 79		
												270	H	Tennessee St.	80 72		
												276	H	Evansville	77 82		
												282	A	Northern Ky.	72 69		
												299	A	Mississippi Val.	80 62		
												303	H	Lipscomb	79 59		
												304	H	Eastern Ky.	70 64		
												310	H	Eastern Ill.	92 74		
												334	N	Incarnate Word	72 68		
												349	H	Alabama A&M	81 49		
LAST 12 Division I GAMES:																	
				244	H	Austin Peay	67 62	244	A	Austin Peay	63 75						
				304	H	Eastern Ky.	70 64	221	A	SIUE	84 77						
				75	H	Belmont	69 87	310	H	Eastern Ill.	92 74						
				192	A	Morehead St.	59 73	257	A	Tennessee Tech	54 72						
				252	H	UT Martin	70 90	251	A	Jacksonville St.	71 64						
				269	A	Southeast Mo. St.	70 79	270	H	Tennessee St.	80 72						

Non-Div I Games:	Eureka	101	59	MacMurray	93	37
------------------	--------	-----	----	-----------	----	----

Murray St.

Loss, Non-Conf, S Site, H Home A Away N Neutral

Average RPI Win:	281	WON-LOST	WINNING	LAST 10	STRENGTH OF	OPP. STRENGTH	TEAM	ADJ.	CONF.	ADJ CONF.
Average RPI Loss:	158	RECORD	PCT. RANK	GAMES	SCHEDULE	OF SCHEDULE	RPI	RPI	RPI	RPI
DIV. I ONLY	8- 13	235	6- 4	280	290	273	273	32	32	
DIV. I NON-CONF.	2- 9	293	1- 0	72	84	256	256	31	31	
TOTALS	RPI 1-25	RPI 26-50	W-L RECORDS	RPI 51-100	RPI 101-150	RPI 150+				
8- 13	0- 1	1- 1	OVERALL	0- 3	0- 1	7- 7				
5- 3	0- 1	1- 1	HOME	0- 0	0- 0	4- 1				
3- 6	0- 0	0- 0	AWAY	0- 1	0- 0	3- 5				
0- 4	0- 0	0- 0	NEUTRAL	0- 2	0- 1	0- 1				
2- 9	0- 1	1- 1	NON-CONFERENCE	0- 3	0- 1	1- 3				
2- 2	0- 1	1- 1	HOME	0- 0	0- 0	1- 0				
0- 3	0- 0	0- 0	AWAY	0- 1	0- 0	0- 2				
0- 4	0- 0	0- 0	NEUTRAL	0- 2	0- 1	0- 1				
6- 4	0- 0	0- 0	CONFERENCE	0- 0	0- 0	6- 4				
3- 1	0- 0	0- 0	HOME	0- 0	0- 0	3- 1				
3- 3	0- 0	0- 0	AWAY	0- 0	0- 0	3- 3				
0- 0	0- 0	0- 0	NEUTRAL	0- 0	0- 0	0- 0				

RPI 1-25				RPI 26-50				RPI 51-100				RPI 101+ Team's RPI: 273			
RPI	S	Opponent	Score	RPI	S	Opponent	Score	RPI	S	Opponent	Score	RPI	S	Opponent	Score
12	H	UCLA	42 83	35	H	Auburn	36 68	56	N	West Virginia	64 80	146	N	Ball St.	57 76
				40	H	Ohio	63 57	58	N	Florida	38 67	170	A	Hampton	57 64
								91	A	FGCU	41 67	195	A	Appalachian St.	58 71
												228	H	Howard	63 55
												238	A	Ga. Southern	50 65
												240	H	UMES	57 60
												252	H	UT Martin	74 59
												253	N	Marist	64 69
												256	A	Norfolk St.	53 69
												300	A	Coppin St.	57 65
												341	H	Florida A&M	65 57
												343	A	N.C. Central	62 38
												347	A	Delaware St.	68 60
												347	H	Delaware St.	83 44
												348	A	Morgan St.	67 62
LAST 12 Division I GAMES:															
341	H	Florida A&M	65 57	300	A	Coppin St.	57 65								
347	A	Delaware St.	68 60	240	H	UMES	57 60								
256	A	Norfolk St.	53 69	347	H	Delaware St.	83 44								
343	A	N.C. Central	62 38	170	A	Hampton	57 64								
228	H	Howard	63 55	40	H	Ohio	63 57								
348	A	Morgan St.	67 62	12	H	UCLA	42 83								

Non-Div I Games: Francis Marion 72 65 Slippery Rock 70 59

N.C. A&T

Loss, Non-Conf, S Site, H Home A Away N Neutral

N.C. Central

Through Games Of Feb. 12, 2017

Average RPI Win:	308	WON-LOST	WINNING	LAST 10	STRENGTH OF	OPP. STRENGTH	TEAM	ADJ.	CONF.	ADJ CONF.
Average RPI Loss:	226	RECORD	PCT. RANK	GAMES	SCHEDULE	OF SCHEDULE	RPI	RPI	RPI	RPI
DIV. I ONLY	4- 16	314	4- 6	333	339	343	343	32	32	
DIV. I NON-CONF.	0- 10	335	0- 2	220	300	345	345	31	31	
TOTALS	RPI 1-25	RPI 26-50	W-L RECORDS	RPI 51-100	RPI 101-150	RPI 150+				
4- 16	0- 0	0- 1	OVERALL	0- 1	0- 1	4- 13				
3- 6	0- 0	0- 0	HOME	0- 0	0- 0	3- 6				
1- 10	0- 0	0- 1	AWAY	0- 1	0- 1	1- 7				
0- 0	0- 0	0- 0	NEUTRAL	0- 0	0- 0	0- 0				
0- 10	0- 0	0- 1	NON-CONFERENCE	0- 1	0- 1	0- 7				
0- 4	0- 0	0- 0	HOME	0- 0	0- 0	0- 4				
0- 6	0- 0	0- 1	AWAY	0- 1	0- 1	0- 3				
0- 0	0- 0	0- 0	NEUTRAL	0- 0	0- 0	0- 0				
4- 6	0- 0	0- 0	CONFERENCE	0- 0	0- 0	4- 6				
3- 2	0- 0	0- 0	HOME	0- 0	0- 0	3- 2				
1- 4	0- 0	0- 0	AWAY	0- 0	0- 0	1- 4				
0- 0	0- 0	0- 0	NEUTRAL	0- 0	0- 0	0- 0				

RPI 1-25	RPI 26-50	RPI 51-100	RPI 101+	Team's RPI: 343
RPI S Opponent Score	RPI S Opponent Score	RPI S Opponent Score	RPI S Opponent Score	Score
	30 A North Carolina St. 33 83	98 A Purdue 27 61	132 A Old Dominion 52 83	
			170 A Hampton 36 60	
			208 A Campbell 30 61	
			223 H Presbyterian 63 72	
			224 H UNCG 51 64	
			228 H Howard 50 73	
			240 H UMES 68 59	
			241 A Furman 40 60	
			242 H Wofford 54 64	
			256 A Norfolk St. 40 71	
			273 H N.C. A&T 38 62	
			277 A Coastal Caro. 50 66	
			300 A Coppin St. 58 46	
			323 H USC Upstate 58 68	
			344 H South Carolina St. 52 41	
			347 A Delaware St. 51 55	
			347 H Delaware St. 68 63	
			348 A Morgan St. 42 44	
LAST 12 Division I GAMES:				
	344 H South Carolina St. 52 41	170 A Hampton 36 60		
	300 A Coppin St. 58 46	256 A Norfolk St. 40 71		
	348 A Morgan St. 42 44	347 H Delaware St. 68 63		
	347 A Delaware St. 51 55	240 H UMES 68 59		
	273 H N.C. A&T 38 62	323 H USC Upstate 58 68		
	228 H Howard 50 73	241 A Furman 40 60		

Non-Div I Games: Johnson & Wales (NC75 38 Pfeiffer 47 50

N.C. Central

Loss, Non-Conf, S Site, H Home A Away N Neutral

Average RPI Win:	308	WON-LOST	WINNING	LAST 10	STRENGTH OF	OPP. STRENGTH	TEAM	ADJ.	CONF.	ADJ CONF.
Average RPI Loss:	184	RECORD	PCT. RANK	GAMES	SCHEDULE	OF SCHEDULE	RPI	RPI	RPI	RPI
DIV. I ONLY	8- 15	256	3- 7	332	267	315	315	24	24	
DIV. I NON-CONF.	5- 8	218	1- 1	338	323	310	310	23	23	
TOTALS	RPI 1-25	RPI 26-50	W-L RECORDS	RPI 51-100	RPI 101-150	RPI 150+				
8- 15	0- 0	0- 1	OVERALL	0- 4	0- 2	8- 8				
4- 5	0- 0	0- 0	HOME	0- 1	0- 0	4- 4				
3- 10	0- 0	0- 1	AWAY	0- 3	0- 2	3- 4				
1- 0	0- 0	0- 0	NEUTRAL	0- 0	0- 0	1- 0				
5- 8	0- 0	0- 1	NON-CONFERENCE	0- 1	0- 1	5- 5				
2- 3	0- 0	0- 0	HOME	0- 0	0- 0	2- 3				
2- 5	0- 0	0- 1	AWAY	0- 1	0- 1	2- 2				
1- 0	0- 0	0- 0	NEUTRAL	0- 0	0- 0	1- 0				
3- 7	0- 0	0- 0	CONFERENCE	0- 3	0- 1	3- 3				
2- 2	0- 0	0- 0	HOME	0- 1	0- 0	2- 1				
1- 5	0- 0	0- 0	AWAY	0- 2	0- 1	1- 2				
0- 0	0- 0	0- 0	NEUTRAL	0- 0	0- 0	0- 0				

RPI S	Opponent	Score	RPI S	Opponent	Score	RPI S	Opponent	Score	RPI S	Opponent	Score	Team's RPI: 315
28	A Harvard	38 59	74	A Bucknell	36 67	104	A Saint Joseph's	36 75				
			86	A Jacksonville	59 75	119	A Stetson	43 77				
			86	H Jacksonville	56 75	175	H Columbia	51 65				
			91	A FGCU	53 73	198	H Binghamton	44 68				
						228	H Howard	70 55				
						274	H North Florida	64 62				
						275	A Vermont	42 64				
						278	A Kennesaw St.	64 75				
						278	H Kennesaw St.	56 66				
						302	A Lehigh	52 84				
						303	A Lipscomb	76 53				
						303	H Lipscomb	76 68				
						323	A USC Upstate	58 75				
						333	A Chicago St.	57 42				
						335	N LIU Brooklyn	50 48				
						339	H Wagner	68 45				
						342	H Fairleigh Dickinson	61 66				
						347	A Delaware St.	57 43				
LAST 12 Division I GAMES:												
86	A Jacksonville	59 75	91	A FGCU	53 73							
278	H Kennesaw St.	56 66	86	H Jacksonville	56 75							
303	A Lipscomb	76 53	274	H North Florida	64 62							
278	A Kennesaw St.	64 75	323	A USC Upstate	58 75							
303	H Lipscomb	76 68	175	H Columbia	51 65							
119	A Stetson	43 77	333	A Chicago St.	57 42							

Non-Div I Games: St. Joseph's (Brkln87 53 Rutgers-Newark 83 52

NJIT

Loss, Non-Conf, S Site, H Home A Away N Neutral

Average RPI Win: 257	WON-LOST	WINNING	LAST 10	STRENGTH OF	OPP. STRENGTH	TEAM	ADJ.	CONF.	ADJ CONF.
Average RPI Loss: 118	RECORD	PCT. RANK	GAMES	SCHEDULE	OF SCHEDULE	RPI	RPI	RPI	RPI
DIV. I ONLY	17- 6	50	9- 1	313	196	125	125	23	23
DIV. I NON-CONF.	6- 4	126	0- 0	247	81	136	136	25	25
TOTALS	RPI 1-25	RPI 26-50	W-L RECORDS	RPI 51-100	RPI 101-150	RPI 150+			
17- 6	0- 1	0- 0	OVERALL	0- 2	0- 1	17- 2			
8- 1	0- 0	0- 0	HOME	0- 0	0- 0	8- 1			
9- 4	0- 1	0- 0	AWAY	0- 2	0- 0	9- 1			
0- 1	0- 0	0- 0	NEUTRAL	0- 0	0- 1	0- 0			
6- 4	0- 1	0- 0	NON-CONFERENCE	0- 1	0- 1	6- 1			
4- 0	0- 0	0- 0	HOME	0- 0	0- 0	4- 0			
2- 3	0- 1	0- 0	AWAY	0- 1	0- 0	2- 1			
0- 1	0- 0	0- 0	NEUTRAL	0- 0	0- 1	0- 0			
11- 2	0- 0	0- 0	CONFERENCE	0- 1	0- 0	11- 1			
4- 1	0- 0	0- 0	HOME	0- 0	0- 0	4- 1			
7- 1	0- 0	0- 0	AWAY	0- 1	0- 0	7- 0			
0- 0	0- 0	0- 0	NEUTRAL	0- 0	0- 0	0- 0			

RPI 1-25				RPI 26-50				RPI 51-100				RPI 101+ Team's RPI: 125			
RPI	S	Opponent	Score	RPI	S	Opponent	Score	RPI	S	Opponent	Score	RPI	S	Opponent	Score
14	A	Tennessee	55 85					66	A	Wake Forest	65 75	131	N	Arkansas	67 70
								74	A	Bucknell	64 67	159	A	Army West Point	63 58
												160	H	Iona	73 68
												179	A	George Mason	64 68
												186	H	Cleveland St.	88 63
												189	H	Hofstra	78 69
												246	A	Colgate	80 67
												246	H	Colgate	61 69
												248	H	Liberty	67 66
												249	A	Boston U.	62 59
												249	H	Boston U.	55 41
												260	A	Loyola Maryland	55 43
												260	H	Loyola Maryland	77 51
												283	A	Nevada	79 62
												302	A	Lehigh	66 64
												311	A	Air Force	64 46
												317	A	Lafayette	68 65
												317	H	Lafayette	76 41
												319	A	Holy Cross	73 71
												319	H	Holy Cross	57 56
LAST 12 Division I GAMES:															
317	A	Lafayette	68 65	302	A	Lehigh	66 64								
260	A	Loyola Maryland	55 43	317	H	Lafayette	76 41								
246	H	Colgate	61 69	260	H	Loyola Maryland	77 51								
249	H	Boston U.	55 41	246	A	Colgate	80 67								
319	A	Holy Cross	73 71	249	A	Boston U.	62 59								
159	A	Army West Point	63 58	319	H	Holy Cross	57 56								

Non-Div I Games: Goucher 93 40

Navy

■ Loss,
 ■ Non-Conf,
 ■ S Site,
 ■ Home
 ■ A Away
 N Neutral

Nebraska

Through Games Of Feb. 12, 2017

Average RPI Win:	172	WON-LOST	WINNING	LAST 10	STRENGTH OF	OPP. STRENGTH	TEAM	ADJ.	CONF.	ADJ CONF.
Average RPI Loss:	65	RECORD	PCT. RANK	GAMES	SCHEDULE	OF SCHEDULE	RPI	RPI	RPI	RPI
DIV. I ONLY	5- 19	313	1- 9	31	30	200	200	6	6	
DIV. I NON-CONF.	4- 8	230	0- 0	15	17	158	158	6	6	
TOTALS	RPI 1-25	RPI 26-50	W-L RECORDS	RPI 51-100	RPI 101-150	RPI 150+				
5- 19	0- 3	0- 5	OVERALL	1- 9	0- 0	4- 2				
5- 8	0- 2	0- 3	HOME	1- 3	0- 0	4- 0				
0- 9	0- 1	0- 2	AWAY	0- 4	0- 0	0- 2				
0- 2	0- 0	0- 0	NEUTRAL	0- 2	0- 0	0- 0				
4- 8	0- 2	0- 2	NON-CONFERENCE	1- 4	0- 0	3- 0				
4- 4	0- 1	0- 2	HOME	1- 1	0- 0	3- 0				
0- 2	0- 1	0- 0	AWAY	0- 1	0- 0	0- 0				
0- 2	0- 0	0- 0	NEUTRAL	0- 2	0- 0	0- 0				
1- 11	0- 1	0- 3	CONFERENCE	0- 5	0- 0	1- 2				
1- 4	0- 1	0- 1	HOME	0- 2	0- 0	1- 0				
0- 7	0- 0	0- 2	AWAY	0- 3	0- 0	0- 2				
0- 0	0- 0	0- 0	NEUTRAL	0- 0	0- 0	0- 0				

RPI 1-25				RPI 26-50				RPI 51-100				RPI 101+ Team's RPI: 200			
RPI	S	Opponent	Score	RPI	S	Opponent	Score	RPI	S	Opponent	Score	RPI	S	Opponent	Score
1	H	UConn	41 84	27	A	Ohio St.	75 95	51	H	Northwestern	58 62	154	H	Omaha	66 58
17	H	Maryland	49 93	29	H	Missouri	35 55	53	A	Michigan St.	73 93	185	A	Illinois	59 79
22	A	Creighton	64 80	31	H	Michigan	51 84	55	H	Colorado St.	62 59	193	H	Rutgers	62 58
				38	H	Drake	70 84	59	A	Virginia Tech	67 76	199	H	San Jose St.	83 61
				47	A	Iowa	72 75	62	H	Minnesota	69 79	207	A	Wisconsin	56 82
								67	H	California	65 86	260	H	UTRGV	71 53
								70	N	Virginia	51 73				
								80	A	Penn St.	69 86				
								88	N	Washington St.	65 79				
								98	A	Purdue	45 88				
LAST 12 Division I GAMES:															
207	A	Wisconsin	56 82	185	A	Illinois	59 79								
62	H	Minnesota	69 79	193	H	Rutgers	62 58								
27	A	Ohio St.	75 95	53	A	Michigan St.	73 93								
98	A	Purdue	45 88	17	H	Maryland	49 93								
31	H	Michigan	51 84	47	A	Iowa	72 75								
80	A	Penn St.	69 86	51	H	Northwestern	58 62								

Non-Div I Games:

Nebraska

■ Loss,
■ Non-Conf, S Site,
■ Home
■ Away
N Neutral

Average RPI Win: 241	WON-LOST	WINNING	LAST 10	STRENGTH OF	OPP. STRENGTH	TEAM	ADJ.	CONF.	ADJ CONF.
Average RPI Loss: 164	RECORD	PCT. RANK	GAMES	SCHEDULE	OF SCHEDULE	RPI	RPI	RPI	RPI
DIV. I ONLY	8- 14	246	3- 7	283	151	283	283	13	13
DIV. I NON-CONF.	5- 5	165	0- 0	316	212	265	265	15	15
TOTALS	RPI 1-25	RPI 26-50	W-L RECORDS	RPI 51-100	RPI 101-150	RPI 150+			
8- 14	0- 0	0- 0	OVERALL	1- 3	1- 2	6- 9			
5- 8	0- 0	0- 0	HOME	1- 2	1- 2	3- 4			
3- 6	0- 0	0- 0	AWAY	0- 1	0- 0	3- 5			
0- 0	0- 0	0- 0	NEUTRAL	0- 0	0- 0	0- 0			
5- 5	0- 0	0- 0	NON-CONFERENCE	0- 1	1- 2	4- 2			
3- 4	0- 0	0- 0	HOME	0- 1	1- 2	2- 1			
2- 1	0- 0	0- 0	AWAY	0- 0	0- 0	2- 1			
0- 0	0- 0	0- 0	NEUTRAL	0- 0	0- 0	0- 0			
3- 9	0- 0	0- 0	CONFERENCE	1- 2	0- 0	2- 7			
2- 4	0- 0	0- 0	HOME	1- 1	0- 0	1- 3			
1- 5	0- 0	0- 0	AWAY	0- 1	0- 0	1- 4			
0- 0	0- 0	0- 0	NEUTRAL	0- 0	0- 0	0- 0			

RPI S	Opponent	Score	RPI S	Opponent	Score	RPI S	Opponent	Score	RPI S	Opponent	Score	Team's RPI: 283
						52	H Utah	50 80	111	H Long Beach St.	93 97	
						83	A UNLV	41 60	125	H Navy	62 79	
						89	H Boise St.	69 62	145	H Memphis	75 67	
						99	H Wyoming	59 72	152	A New Mexico	50 59	
									152	H New Mexico	63 69	
									157	A Fresno St.	54 68	
									157	H Fresno St.	70 71	
									177	H Utah St.	69 81	
									199	A San Jose St.	84 107	
									232	A San Diego	54 70	
									266	H Hawaii	67 59	
									268	H Portland	72 59	
									272	A San Diego St.	78 83	
									272	H San Diego St.	88 65	
									284	A Sacramento St.	99 95	
									293	A Pepperdine	69 60	
									311	A Air Force	56 51	
									327	H UC Irvine	59 72	
LAST 12 Division I GAMES:												
272	H San Diego St.	88 65	311	A Air Force	56 51							
83	A UNLV	41 60	99	H Wyoming	59 72							
177	H Utah St.	69 81	152	H New Mexico	63 69							
152	A New Mexico	50 59	272	A San Diego St.	78 83							
89	H Boise St.	69 62	157	H Fresno St.	70 71							
157	A Fresno St.	54 68	199	A San Jose St.	84 107							

Non-Div I Games: Holy Names 70 42

Nevada

■ Loss,
 ■ Non-Conf,
 ■ S Site,
 ■ Home
 ■ A Away
 N Neutral

New Hampshire

Through Games Of Feb. 12, 2017

Average RPI Win:	238	WON-LOST	WINNING	LAST 10	STRENGTH OF	OPP. STRENGTH	TEAM	ADJ.	CONF.	ADJ CONF.
Average RPI Loss:	106	RECORD	PCT. RANK	GAMES	SCHEDULE	OF SCHEDULE	RPI	RPI	RPI	RPI
DIV. I ONLY	20- 4	15	9- 1	295	207	94	94	22	22	
DIV. I NON-CONF.	9- 3	63	0- 0	306	224	131	131	22	22	
TOTALS	RPI 1-25	RPI 26-50	W-L RECORDS	RPI 51-100	RPI 101-150	RPI 150+				
20- 4	0- 1	0- 0	OVERALL	0- 0	2- 3	18- 0				
12- 1	0- 0	0- 0	HOME	0- 0	2- 1	10- 0				
8- 3	0- 1	0- 0	AWAY	0- 0	0- 2	8- 0				
0- 0	0- 0	0- 0	NEUTRAL	0- 0	0- 0	0- 0				
9- 3	0- 1	0- 0	NON-CONFERENCE	0- 0	0- 2	9- 0				
5- 1	0- 0	0- 0	HOME	0- 0	0- 1	5- 0				
4- 2	0- 1	0- 0	AWAY	0- 0	0- 1	4- 0				
0- 0	0- 0	0- 0	NEUTRAL	0- 0	0- 0	0- 0				
11- 1	0- 0	0- 0	CONFERENCE	0- 0	2- 1	9- 0				
7- 0	0- 0	0- 0	HOME	0- 0	2- 0	5- 0				
4- 1	0- 0	0- 0	AWAY	0- 0	0- 1	4- 0				
0- 0	0- 0	0- 0	NEUTRAL	0- 0	0- 0	0- 0				

RPI 1-25				RPI 26-50				RPI 51-100 Team's RPI: 94				RPI 101+			
RPI	S	Opponent	Score	RPI	S	Opponent	Score	RPI	S	Opponent	Score	RPI	S	Opponent	Score
15	A	Kentucky	43 92									127	A	Cornell	56 61
												129	H	Maine	50 44
												140	A	Albany (NY)	55 64
												140	H	Albany (NY)	71 58
												143	H	Yale	58 64
												180	A	Northeastern	66 63
												182	H	Hartford	58 50
												194	A	Siena	77 67
												197	H	Sacred Heart	71 43
												198	A	Binghamton	70 62
												198	H	Binghamton	76 69
												210	H	UMBC	60 50
												231	H	Dartmouth	64 47
												249	A	Boston U.	59 51
												263	A	Stony Brook	56 45
												263	H	Stony Brook	49 46
												275	A	Vermont	57 49
												275	H	Vermont	66 47
												281	A	Manhattan	59 42
												301	H	Bryant	62 60
												308	H	Central Conn. St.	56 52
												338	A	UMass Lowell	76 57
												339	H	Wagner	73 40
LAST 12 Division I GAMES:															
198	H	Binghamton	76 69	182	H	Hartford	58 50								
275	H	Vermont	66 47	129	H	Maine	50 44								
140	A	Albany (NY)	55 64	275	A	Vermont	57 49								
263	A	Stony Brook	56 45	198	A	Binghamton	70 62								
210	H	UMBC	60 50	140	H	Albany (NY)	71 58								
338	A	UMass Lowell	76 57	263	H	Stony Brook	49 46								

Non-Div I Games: New England Col. 58 38

New Hampshire

Loss, Non-Conf, S Site, H Home A Away N Neutral

Average RPI Win:	219	WON-LOST	WINNING	LAST 10	STRENGTH OF	OPP. STRENGTH	TEAM	ADJ.	CONF.	ADJ CONF.
Average RPI Loss:	93	RECORD	PCT. RANK	GAMES	SCHEDULE	OF SCHEDULE	RPI	RPI	RPI	RPI
DIV. I ONLY	13- 10	134	5- 4	141	124	152	152	13	13	
DIV. I NON-CONF.	4- 6	209	0- 0	171	94	241	241	15	15	
TOTALS	RPI 1-25	RPI 26-50	W-L RECORDS	RPI 51-100	RPI 101-150	RPI 150+				
13- 10	0- 0	0- 1	OVERALL	2- 6	0- 2	11- 1				
9- 5	0- 0	0- 0	HOME	2- 3	0- 2	7- 0				
4- 5	0- 0	0- 1	AWAY	0- 3	0- 0	4- 1				
0- 0	0- 0	0- 0	NEUTRAL	0- 0	0- 0	0- 0				
4- 6	0- 0	0- 1	NON-CONFERENCE	1- 2	0- 2	3- 1				
4- 3	0- 0	0- 0	HOME	1- 1	0- 2	3- 0				
0- 3	0- 0	0- 1	AWAY	0- 1	0- 0	0- 1				
0- 0	0- 0	0- 0	NEUTRAL	0- 0	0- 0	0- 0				
9- 4	0- 0	0- 0	CONFERENCE	1- 4	0- 0	8- 0				
5- 2	0- 0	0- 0	HOME	1- 2	0- 0	4- 0				
4- 2	0- 0	0- 0	AWAY	0- 2	0- 0	4- 0				
0- 0	0- 0	0- 0	NEUTRAL	0- 0	0- 0	0- 0				

RPI 1-25				RPI 26-50				RPI 51-100				RPI 101+ Team's RPI: 152			
RPI	S	Opponent	Score	RPI	S	Opponent	Score	RPI	S	Opponent	Score	RPI	S	Opponent	Score
				42	A	Marquette	52 62	55	H	Colorado St.	63 78	104	H	Saint Joseph's	67 79
								62	H	Minnesota	65 69	141	H	Tulsa	64 67
								83	A	UNLV	42 56	157	A	Fresno St.	80 54
								83	H	UNLV	52 61	177	A	Utah St.	68 58
								85	A	Texas Tech	58 69	177	H	Utah St.	78 67
								87	H	SMU	64 49	178	A	New Mexico St.	70 77
								89	H	Boise St.	75 68	178	H	New Mexico St.	84 55
								99	A	Wyoming	52 68	199	A	San Jose St.	82 72
												272	H	San Diego St.	85 42
												283	A	Nevada	69 63
												283	H	Nevada	59 50
												291	H	UTEP	79 66
												311	H	Air Force	81 64
												342	H	Fairleigh Dickinson	83 56
LAST 12 Division I GAMES:															
311	H	Air Force	81 64	89	H	Boise St.	75 68	55	H	Colorado St.	63 78				
199	A	San Jose St.	82 72	83	A	UNLV	42 56	283	A	Nevada	69 63				
83	H	UNLV	52 61	177	H	Utah St.	78 67	272	H	San Diego St.	85 42				
283	H	Nevada	59 50												
177	A	Utah St.	68 58												
99	A	Wyoming	52 68												

Non-Div I Games: Northern N.M. 87 47

New Mexico

■ Loss,
 ■ Non-Conf, S Site,
 ■ Home
 ■ Away
 N Neutral

Average RPI Win:	272	WON-LOST	WINNING	LAST 10	STRENGTH OF	OPP. STRENGTH	TEAM	ADJ.	CONF.	ADJ CONF.
Average RPI Loss:	136	RECORD	PCT. RANK	GAMES	SCHEDULE	OF SCHEDULE	RPI	RPI	RPI	RPI
DIV. I ONLY	16- 6	57	10- 0	335	201	178	178	29	29	
DIV. I NON-CONF.	6- 6	165	0- 1	293	123	214	214	29	29	
TOTALS	RPI 1-25	RPI 26-50	W-L RECORDS	RPI 51-100	RPI 101-150	RPI 150+				
16- 6	0- 0	0- 1	OVERALL	0- 1	0- 1	16- 3				
9- 1	0- 0	0- 0	HOME	0- 0	0- 1	9- 0				
6- 2	0- 0	0- 0	AWAY	0- 0	0- 0	6- 2				
1- 3	0- 0	0- 1	NEUTRAL	0- 1	0- 0	1- 1				
6- 6	0- 0	0- 1	NON-CONFERENCE	0- 1	0- 1	6- 3				
3- 1	0- 0	0- 0	HOME	0- 0	0- 1	3- 0				
2- 2	0- 0	0- 0	AWAY	0- 0	0- 0	2- 2				
1- 3	0- 0	0- 1	NEUTRAL	0- 1	0- 0	1- 1				
10- 0	0- 0	0- 0	CONFERENCE	0- 0	0- 0	10- 0				
6- 0	0- 0	0- 0	HOME	0- 0	0- 0	6- 0				
4- 0	0- 0	0- 0	AWAY	0- 0	0- 0	4- 0				
0- 0	0- 0	0- 0	NEUTRAL	0- 0	0- 0	0- 0				

RPI 1-25			RPI 26-50			RPI 51-100			RPI 101+			Team's RPI: 178
RPI	S	Opponent	Score	RPI	S	Opponent	Score	RPI	S	Opponent	Score	
				46	N	Quinnipiac	46 49	83	N	UNLV	47 52	
								115	H	Arizona	63 74	
								152	A	New Mexico	55 84	
								152	H	New Mexico	77 70	
								153	N	Santa Clara	46 60	
								199	H	San Jose St.	66 55	
								222	A	Grand Canyon	81 65	
								222	H	Grand Canyon	67 60	
								225	H	Seattle U	73 69	
								264	A	CSU Bakersfield	64 55	
								264	H	CSU Bakersfield	69 55	
								266	A	Hawaii	53 56	
								284	N	Sacramento St.	99 73	
								291	A	UTEP	67 59	
								293	H	Pepperdine	75 66	
								305	A	Northern Ariz.	79 68	
								318	A	UMKC	60 43	
								318	H	UMKC	78 72	
								328	H	Utah Valley	63 46	
								333	A	Chicago St.	65 54	
								333	H	Chicago St.	100 63	
LAST 12 Division I GAMES:												
				222	H	Grand Canyon	67 60	264	A	CSU Bakersfield	64 55	
				264	H	CSU Bakersfield	69 55	222	A	Grand Canyon	81 65	
				333	A	Chicago St.	65 54	333	H	Chicago St.	100 63	
				328	H	Utah Valley	63 46	318	H	UMKC	78 72	
				225	H	Seattle U	73 69	153	N	Santa Clara	46 60	
				318	A	UMKC	60 43	83	N	UNLV	47 52	

Non-Div I Games: N.M. Highlands 94 37 Western N.M. 85 28

New Mexico St.

Loss, Non-Conf, S Site, H Home A Away N Neutral

Average RPI Win:	295	WON-LOST	WINNING	LAST 10	STRENGTH OF	OPP. STRENGTH	TEAM	ADJ.	CONF.	ADJ CONF.
Average RPI Loss:	136	RECORD	PCT. RANK	GAMES	SCHEDULE	OF SCHEDULE	RPI	RPI	RPI	RPI
DIV. I ONLY	9- 11	207	6- 4	236	292	211	211	27	27	
DIV. I NON-CONF.	2- 5	259	0- 0	84	128	182	182	27	27	
TOTALS	RPI 1-25	RPI 26-50	W-L RECORDS	RPI 51-100	RPI 101-150	RPI 150+				
9- 11	0- 1	0- 0	OVERALL	0- 3	0- 5	9- 2				
5- 3	0- 0	0- 0	HOME	0- 1	0- 1	5- 1				
4- 8	0- 1	0- 0	AWAY	0- 2	0- 4	4- 1				
0- 0	0- 0	0- 0	NEUTRAL	0- 0	0- 0	0- 0				
2- 5	0- 1	0- 0	NON-CONFERENCE	0- 1	0- 2	2- 1				
1- 1	0- 0	0- 0	HOME	0- 0	0- 0	1- 1				
1- 4	0- 1	0- 0	AWAY	0- 1	0- 2	1- 0				
0- 0	0- 0	0- 0	NEUTRAL	0- 0	0- 0	0- 0				
7- 6	0- 0	0- 0	CONFERENCE	0- 2	0- 3	7- 1				
4- 2	0- 0	0- 0	HOME	0- 1	0- 1	4- 0				
3- 4	0- 0	0- 0	AWAY	0- 1	0- 2	3- 1				
0- 0	0- 0	0- 0	NEUTRAL	0- 0	0- 0	0- 0				

RPI	S	Opponent	Score	RPI	S	Opponent	Score	RPI	S	Opponent	Score	RPI	S	Opponent	Score	Team's RPI: 211
8	A	Texas	48 80					76	A	Iowa St.	63 100	120	A	Southern Miss.	53 78	
								96	A	SFA	61 88	122	A	Abilene Christian	55 68	
								100	H	Central Ark.	51 55	133	A	Lamar University	42 73	
												133	H	Lamar University	55 66	
												138	A	Alabama	57 78	
												203	H	Texas Southern	63 57	
												235	H	South Ala.	62 65	
												251	A	Jacksonville St.	81 79	
												267	A	McNeese	71 59	
												285	H	A&M-Corpus Christi	75 54	
												298	H	Nicholls St.	81 77	
												331	A	Southeastern La.	70 85	
												334	A	Incarinate Word	71 67	
												334	H	Incarinate Word	84 58	
												337	H	Sam Houston St.	78 49	
												345	A	Houston Baptist	73 63	
LAST 12 Division I GAMES:																
331	A	Southeastern La.	70 85	100	H	Central Ark.	51 55									
334	H	Incarinate Word	84 58	345	A	Houston Baptist	73 63									
298	H	Nicholls St.	81 77	337	H	Sam Houston St.	78 49									
133	H	Lamar University	55 66	334	A	Incarinate Word	71 67									
96	A	SFA	61 88	133	A	Lamar University	42 73									
267	A	McNeese	71 59	122	A	Abilene Christian	55 68									

Non-Div I Games: Blue Mountain 75 37 Crowley's Ridge 123 33 Trinity Baptist 100 35

New Orleans

Loss, Non-Conf, S Site, H Home A Away N Neutral

Niagara

Through Games Of Feb. 12, 2017

Average RPI Win:	231	WON-LOST	WINNING	LAST 10	STRENGTH OF	OPP. STRENGTH	TEAM	ADJ.	CONF.	ADJ CONF.
Average RPI Loss:	137	RECORD	PCT. RANK	GAMES	SCHEDULE	OF SCHEDULE	RPI	RPI	RPI	RPI
DIV. I ONLY	7- 18	289	3- 7	98	202	220	220	18	18	
DIV. I NON-CONF.	3- 6	230	0- 0	6	137	90	90	17	17	
TOTALS	RPI 1-25	RPI 26-50	W-L RECORDS	RPI 51-100	RPI 101-150	RPI 150+				
7- 18	0- 1	0- 4	OVERALL	0- 2	0- 2	7- 9				
4- 7	0- 1	0- 1	HOME	0- 0	0- 1	4- 4				
3- 11	0- 0	0- 3	AWAY	0- 2	0- 1	3- 5				
0- 0	0- 0	0- 0	NEUTRAL	0- 0	0- 0	0- 0				
3- 6	0- 1	0- 2	NON-CONFERENCE	0- 2	0- 1	3- 0				
2- 1	0- 1	0- 0	HOME	0- 0	0- 0	2- 0				
1- 5	0- 0	0- 2	AWAY	0- 2	0- 1	1- 0				
0- 0	0- 0	0- 0	NEUTRAL	0- 0	0- 0	0- 0				
4- 12	0- 0	0- 2	CONFERENCE	0- 0	0- 1	4- 9				
2- 6	0- 0	0- 1	HOME	0- 0	0- 1	2- 4				
2- 6	0- 0	0- 1	AWAY	0- 0	0- 0	2- 5				
0- 0	0- 0	0- 0	NEUTRAL	0- 0	0- 0	0- 0				

RPI 1-25				RPI 26-50				RPI 51-100				RPI 101+				Team's RPI: 220
RPI	S	Opponent	Score	RPI	S	Opponent	Score	RPI	S	Opponent	Score	RPI	S	Opponent	Score	
17	H	Maryland	64 96	31	A	Michigan	35 107	68	A	Drexel	57 69	116	A	Fordham	69 92	
				33	A	Syracuse	60 109	72	A	Buffalo	63 73	118	H	Rider	58 78	
				46	A	Quinnipiac	45 61					160	A	Iona	61 68	
				46	H	Quinnipiac	64 71					160	H	Iona	55 65	
												169	A	Fairfield	63 66	
												169	H	Fairfield	55 65	
												182	H	Hartford	75 62	
												186	A	Cleveland St.	67 49	
												194	A	Siena	53 71	
												209	H	Monmouth	66 45	
												227	H	St. Bonaventure	65 43	
												245	A	Canisius	41 52	
												245	H	Canisius	57 65	
												253	A	Marist	68 53	
												253	H	Marist	58 60	
												281	A	Manhattan	62 59	
												281	H	Manhattan	65 42	
												316	A	Saint Peter's	66 78	
LAST 12 Division I GAMES:																
				253	A	Marist	68 53					169	H	Fairfield	55 65	
				245	A	Canisius	41 52					245	H	Canisius	57 65	
				281	H	Manhattan	65 42					281	A	Manhattan	62 59	
				160	H	Iona	55 65					160	A	Iona	61 68	
				169	A	Fairfield	63 66					253	H	Marist	58 60	
				46	A	Quinnipiac	45 61					46	H	Quinnipiac	64 71	

Non-Div I Games:

Niagara

■ Loss,
■ Non-Conf,
■ S Site,
■ H Home
■ A Away
N Neutral

Average RPI Win:	291	WON-LOST	WINNING	LAST 10	STRENGTH OF	OPP. STRENGTH	TEAM	ADJ.	CONF.	ADJ CONF.
Average RPI Loss:	182	RECORD	PCT. RANK	GAMES	SCHEDULE	OF SCHEDULE	RPI	RPI	RPI	RPI
DIV. I ONLY	8- 16	263	3- 7	286	317	298	298	27	27	
DIV. I NON-CONF.	3- 8	262	0- 0	261	324	298	298	27	27	
TOTALS	RPI 1-25	RPI 26-50	W-L RECORDS	RPI 51-100	RPI 101-150	RPI 150+				
8- 16	0- 0	0- 0	OVERALL	0- 5	1- 3	7- 8				
5- 5	0- 0	0- 0	HOME	0- 2	1- 2	4- 1				
3- 10	0- 0	0- 0	AWAY	0- 0	0- 0	3- 1				
0- 1	0- 0	0- 0	NEUTRAL	0- 0	0- 0	0- 1				
3- 8	0- 0	0- 0	NON-CONFERENCE	0- 2	0- 2	3- 4				
2- 1	0- 0	0- 0	HOME	0- 0	0- 1	2- 0				
1- 6	0- 0	0- 0	AWAY	0- 2	0- 1	1- 3				
0- 1	0- 0	0- 0	NEUTRAL	0- 0	0- 0	0- 1				
5- 8	0- 0	0- 0	CONFERENCE	0- 3	1- 1	4- 4				
3- 4	0- 0	0- 0	HOME	0- 2	1- 1	2- 1				
2- 4	0- 0	0- 0	AWAY	0- 1	0- 0	2- 3				
0- 0	0- 0	0- 0	NEUTRAL	0- 0	0- 0	0- 0				

RPI S	Opponent	Score	RPI S	Opponent	Score	RPI S	Opponent	Score	RPI S	Opponent	Score	Team's RPI: 298
						63	A Gonzaga	46 78	109	H Troy	75 100	
						86	A Jacksonville	71 76	122	H Abilene Christian	73 89	
						96	A SFA	55 80	133	H Lamar University	78 67	
						96	H SFA	77 82	145	A Memphis	62 73	
						100	H Central Ark.	52 61	156	A Louisiana Tech	52 68	
									211	A New Orleans	77 81	
									218	A Grambling	71 60	
									251	A Jacksonville St.	52 75	
									274	N North Florida	74 77	
									285	A A&M-Corpus Christi	60 65	
									285	H A&M-Corpus Christi	74 54	
									292	A Northwestern St.	58 75	
									296	A Prairie View	67 69	
									331	A Southeastern La.	76 60	
									332	H La.-Monroe	73 54	
									334	H Incarnate Word	52 78	
									337	A Sam Houston St.	66 59	
									345	H Houston Baptist	76 57	
									346	H Jackson St.	83 76	
LAST 12 Division I GAMES:												
						100	H Central Ark.	52 61	133	H Lamar University	78 67	
						96	H SFA	77 82	122	H Abilene Christian	73 89	
						211	A New Orleans	77 81	96	A SFA	55 80	
						331	A Southeastern La.	76 60	292	A Northwestern St.	58 75	
						285	A A&M-Corpus Christi	60 65	337	A Sam Houston St.	66 59	
						345	H Houston Baptist	76 57	285	H A&M-Corpus Christi	74 54	

Non-Div I Games:

Nicholls St.

■ Loss,
 ■ Non-Conf,
 ■ S Site,
 ■ H Home
 ■ A Away
 N Neutral

Average RPI Win:	306	WON-LOST	WINNING	LAST 10	STRENGTH OF	OPP. STRENGTH	TEAM	ADJ.	CONF.	ADJ CONF.
Average RPI Loss:	191	RECORD	PCT. RANK	GAMES	SCHEDULE	OF SCHEDULE	RPI	RPI	RPI	RPI
DIV. I ONLY	11- 10	159	7- 3	344	324	256	256	32	32	
DIV. I NON-CONF.	3- 7	250	0- 1	298	280	258	258	31	31	
TOTALS	RPI 1-25	RPI 26-50	W-L RECORDS	RPI 51-100	RPI 101-150	RPI 150+				
11- 10	0- 0	0- 0	OVERALL	0- 0	0- 2	11- 8				
4- 3	0- 0	0- 0	HOME	0- 0	0- 1	4- 2				
7- 6	0- 0	0- 0	AWAY	0- 0	0- 1	7- 5				
0- 1	0- 0	0- 0	NEUTRAL	0- 0	0- 0	0- 1				
3- 7	0- 0	0- 0	NON-CONFERENCE	0- 0	0- 2	3- 5				
0- 1	0- 0	0- 0	HOME	0- 0	0- 1	0- 0				
3- 5	0- 0	0- 0	AWAY	0- 0	0- 1	3- 4				
0- 1	0- 0	0- 0	NEUTRAL	0- 0	0- 0	0- 1				
8- 3	0- 0	0- 0	CONFERENCE	0- 0	0- 0	8- 3				
4- 2	0- 0	0- 0	HOME	0- 0	0- 0	4- 2				
4- 1	0- 0	0- 0	AWAY	0- 0	0- 0	4- 1				
0- 0	0- 0	0- 0	NEUTRAL	0- 0	0- 0	0- 0				

RPI 1-25			RPI 26-50			RPI 51-100			RPI 101+ Team's RPI: 256		
RPI	S	Opponent	Score	RPI	S	Opponent	Score	RPI	S	Opponent	Score
								128	H	William & Mary	52 65
								132	A	Old Dominion	54 65
								170	H	Hampton	57 58
								179	A	George Mason	33 60
								182	N	Hartford	51 61
								191	A	Towson	58 61
								206	A	UNCW	56 64
								224	A	UNCG	52 59
								233	H	Bethune-Cookman	58 68
								240	H	UMES	74 43
								262	A	Savannah St.	53 59
								262	H	Savannah St.	61 55
								271	A	High Point	63 60
								273	H	N.C. A&T	69 53
								300	A	Coppin St.	49 45
								302	A	Lehigh	81 57
								336	A	Longwood	85 56
								343	H	N.C. Central	71 40
								344	A	South Carolina St.	68 53
								347	A	Delaware St.	82 74
								348	A	Morgan St.	56 47
LAST 12 Division I GAMES:											
240	H	UMES	74 43	170	H	Hampton	57 58				
262	A	Savannah St.	53 59	347	A	Delaware St.	82 74				
344	A	South Carolina St.	68 53	343	H	N.C. Central	71 40				
273	H	N.C. A&T	69 53	262	H	Savannah St.	61 55				
233	H	Bethune-Cookman	58 68	348	A	Morgan St.	56 47				
300	A	Coppin St.	49 45	191	A	Towson	58 61				

Non-Div I Games: Lincoln (PA) 62 28 Saint Augustine's 99 59

Norfolk St.

■ Loss,
 ■ Non-Conf,
 ■ S Site,
 ■ Home
 ■ A Away
 N Neutral

North Carolina

Through Games Of Feb. 12, 2017

Average RPI Win:	175	WON-LOST	WINNING	LAST 10	STRENGTH OF	OPP. STRENGTH	TEAM	ADJ.	CONF.	ADJ CONF.
Average RPI Loss:	55	RECORD	PCT. RANK	GAMES	SCHEDULE	OF SCHEDULE	RPI	RPI	RPI	RPI
DIV. I ONLY	13- 12	166	2- 4	52	67	108	108	3	3	
DIV. I NON-CONF.	11- 2	24	1- 0	176	200	66	66	4	4	
TOTALS	RPI 1-25	RPI 26-50	W-L RECORDS	RPI 51-100	RPI 101-150	RPI 150+				
13- 12	0- 6	2- 1	OVERALL	4- 2	0- 1	7- 2				
10- 4	0- 2	2- 0	HOME	2- 1	0- 0	6- 1				
1- 6	0- 2	0- 1	AWAY	0- 1	0- 1	1- 1				
2- 2	0- 2	0- 0	NEUTRAL	2- 0	0- 0	0- 0				
11- 2	0- 2	1- 0	NON-CONFERENCE	3- 0	0- 0	7- 0				
8- 0	0- 0	1- 0	HOME	1- 0	0- 0	6- 0				
1- 0	0- 0	0- 0	AWAY	0- 0	0- 0	1- 0				
2- 2	0- 2	0- 0	NEUTRAL	2- 0	0- 0	0- 0				
2- 10	0- 4	1- 1	CONFERENCE	1- 2	0- 1	0- 2				
2- 4	0- 2	1- 0	HOME	1- 1	0- 0	0- 1				
0- 6	0- 2	0- 1	AWAY	0- 1	0- 1	0- 1				
0- 0	0- 0	0- 0	NEUTRAL	0- 0	0- 0	0- 0				

RPI S Opponent Score	RPI S Opponent Score	RPI S Opponent Score	RPI S Opponent Score
2 H Notre Dame 55 77	30 H North Carolina St. 83 70	59 A Virginia Tech 68 76	103 A Clemson 67 78
5 H Florida St. 77 90	32 H Elon 78 73	62 N Minnesota 91 77	155 A Pittsburgh 48 68
9 A Duke 58 70	33 A Syracuse 64 95	66 H Wake Forest 77 80	162 H Boston College 77 88
20 A Miami (FL) 88 100		70 H Virginia 67 58	207 A Wisconsin 72 59
23 N South Fla. 55 83		74 H Bucknell 65 50	217 H Alabama St. 84 54
24 N LSU 43 70		86 N Jacksonville 87 57	250 H Charleston So. 93 77
			254 H Marshall 75 53
			300 H Coppin St. 90 55
			344 H South Carolina St. 82 49
			349 H Alabama A&M 80 35
Team's RPI: 108			
LAST 12 Division I GAMES:			
62 N Minnesota 91 77	2 H Notre Dame 55 77		
33 A Syracuse 64 95	66 H Wake Forest 77 80		
162 H Boston College 77 88	155 A Pittsburgh 48 68		
103 A Clemson 67 78	9 A Duke 58 70		
30 H North Carolina St. 83 70	70 H Virginia 67 58		
20 A Miami (FL) 88 100	5 H Florida St. 77 90		

Non-Div I Games:

North Carolina

Loss, Non-Conf, S Site, H Home A Away N Neutral

Average RPI Win:	142	WON-LOST	WINNING	LAST 10	STRENGTH OF	OPP. STRENGTH	TEAM	ADJ.	CONF.	ADJ CONF.
Average RPI Loss:	41	RECORD	PCT. RANK	GAMES	SCHEDULE	OF SCHEDULE	RPI	RPI	RPI	RPI
DIV. I ONLY	19- 6	38	7- 3	57	42	30	30	3	3	
DIV. I NON-CONF.	10- 3	54	0- 0	251	146	107	107	4	4	
TOTALS	RPI 1-25	RPI 26-50	W-L RECORDS	RPI 51-100	RPI 101-150	RPI 150+				
19- 6	4- 3	2- 2	OVERALL	2- 0	1- 1	10- 0				
13- 1	2- 1	1- 0	HOME	1- 0	1- 0	8- 0				
5- 3	2- 0	1- 2	AWAY	1- 0	0- 1	1- 0				
1- 2	0- 2	0- 0	NEUTRAL	0- 0	0- 0	1- 0				
10- 3	0- 2	1- 1	NON-CONFERENCE	0- 0	0- 0	9- 0				
8- 0	0- 0	1- 0	HOME	0- 0	0- 0	7- 0				
1- 1	0- 0	0- 1	AWAY	0- 0	0- 0	1- 0				
1- 2	0- 2	0- 0	NEUTRAL	0- 0	0- 0	1- 0				
9- 3	4- 1	1- 1	CONFERENCE	2- 0	1- 1	1- 0				
5- 1	2- 1	0- 0	HOME	1- 0	1- 0	1- 0				
4- 2	2- 0	1- 1	AWAY	1- 0	0- 1	0- 0				
0- 0	0- 0	0- 0	NEUTRAL	0- 0	0- 0	0- 0				

RPI 1-25				RPI 26-50				Team's RPI: 30	RPI 51-100				RPI 101+			
RPI	S	Opponent	Score	RPI	S	Opponent	Score		RPI	S	Opponent	Score	RPI	S	Opponent	Score
2	H	Notre Dame	70 62	33	A	Syracuse	75 85		59	H	Virginia Tech	85 71	103	H	Clemson	65 53
5	A	Florida St.	70 61	41	A	Tulane	58 63		66	A	Wake Forest	65 50	108	A	North Carolina	70 83
9	H	Duke	55 52	44	H	Indiana	84 70						155	H	Pittsburgh	55 42
13	A	Louisville	72 70	45	A	Georgia Tech	75 67						170	H	Hampton	81 56
20	H	Miami (FL)	64 67										204	H	Col. of Charleston	91 47
21	N	Kansas St.	50 67										206	H	UNCW	86 54
24	N	LSU	58 59										235	A	South Ala.	74 31
LAST 12 Division I GAMES:																
59	H	Virginia Tech	85 71	9	H	Duke	55 52		33	A	Syracuse	75 85				
45	A	Georgia Tech	75 67						66	A	Wake Forest	65 50				
13	A	Louisville	72 70						20	H	Miami (FL)	64 67				
108	A	North Carolina	70 83						5	A	Florida St.	70 61				
155	H	Pittsburgh	55 42						2	H	Notre Dame	70 62				
103	H	Clemson	65 53													

Non-Div I Games:

North Carolina St.

■ Loss,
■ Non-Conf, S Site,
■ Home
■ Away
N Neutral

Average RPI Win:	240	WON-LOST	WINNING	LAST 10	STRENGTH OF	OPP. STRENGTH	TEAM	ADJ.	CONF.	ADJ CONF.
Average RPI Loss:	77	RECORD	PCT. RANK	GAMES	SCHEDULE	OF SCHEDULE	RPI	RPI	RPI	RPI
DIV. I ONLY	14- 8	103	8- 2	224	137	135	135	19	19	
DIV. I NON-CONF.	3- 6	230	0- 0	123	22	180	180	18	18	
TOTALS	RPI 1-25	RPI 26-50	W-L RECORDS	RPI 51-100	RPI 101-150	RPI 150+				
14- 8	0- 0	0- 3	OVERALL	0- 3	2- 2	12- 0				
6- 4	0- 0	0- 3	HOME	0- 1	0- 0	6- 0				
8- 4	0- 0	0- 0	AWAY	0- 2	2- 2	6- 0				
0- 0	0- 0	0- 0	NEUTRAL	0- 0	0- 0	0- 0				
3- 6	0- 0	0- 3	NON-CONFERENCE	0- 2	0- 1	3- 0				
1- 3	0- 0	0- 3	HOME	0- 0	0- 0	1- 0				
2- 3	0- 0	0- 0	AWAY	0- 2	0- 1	2- 0				
0- 0	0- 0	0- 0	NEUTRAL	0- 0	0- 0	0- 0				
11- 2	0- 0	0- 0	CONFERENCE	0- 1	2- 1	9- 0				
5- 1	0- 0	0- 0	HOME	0- 1	0- 0	5- 0				
6- 1	0- 0	0- 0	AWAY	0- 0	2- 1	4- 0				
0- 0	0- 0	0- 0	NEUTRAL	0- 0	0- 0	0- 0				

RPI S	Opponent	Score	RPI S	Opponent	Score	RPI S	Opponent	Score	RPI S	Opponent	Score	Team's RPI: 135
37	H South Dakota St.	72 83	65	A UNI	53 74	113	A Northern Colo.	57 51				
38	H Drake	91 99	70	H Montana St.	71 74	124	A Idaho	61 74				
47	H Iowa	60 75	85	A Texas Tech	80 90	126	A Eastern Wash.	75 71				
						147	A Kansas	71 76				
						158	H San Francisco	71 63				
						176	A Idaho St.	65 62				
						214	A Weber St.	70 65				
						232	A San Diego	65 61				
						255	H Portland St.	65 61				
						284	H Sacramento St.	94 71				
						286	A Southern Utah	68 65				
						286	H Southern Utah	75 70				
						297	A North Dakota St.	76 55				
						305	A Northern Ariz.	80 78				
						305	H Northern Ariz.	88 69				
						326	H Montana	73 63				
LAST 12 Division I GAMES:												
124	A Idaho	61 74	214	A Weber St.	70 65							
126	A Eastern Wash.	75 71	326	H Montana	73 63							
113	A Northern Colo.	57 51	70	H Montana St.	71 74							
305	H Northern Ariz.	88 69	286	A Southern Utah	68 65							
286	H Southern Utah	75 70	305	A Northern Ariz.	80 78							
176	A Idaho St.	65 62	284	H Sacramento St.	94 71							

Non-Div I Games: Mayville St. 70 43 Mary 79 67

North Dakota

Loss, Non-Conf, S Site, H Home A Away N Neutral

Average RPI Win:	229	WON-LOST	WINNING	LAST 10	STRENGTH OF	OPP. STRENGTH	TEAM	ADJ.	CONF.	ADJ CONF.
Average RPI Loss:	152	RECORD	PCT. RANK	GAMES	SCHEDULE	OF SCHEDULE	RPI	RPI	RPI	RPI
DIV. I ONLY	3- 20	336	2- 8	97	253	297	297	11	11	
DIV. I NON-CONF.	0- 11	335	0- 0	139	327	335	335	10	10	
TOTALS	RPI 1-25	RPI 26-50	W-L RECORDS	RPI 51-100	RPI 101-150	RPI 150+				
3- 20	0- 0	0- 2	OVERALL	1- 6	0- 2	2- 10				
2- 7	0- 0	0- 1	HOME	1- 2	0- 2	1- 2				
1- 11	0- 0	0- 1	AWAY	0- 3	0- 0	1- 7				
0- 2	0- 0	0- 0	NEUTRAL	0- 1	0- 0	0- 1				
0- 11	0- 0	0- 0	NON-CONFERENCE	0- 2	0- 1	0- 8				
0- 3	0- 0	0- 0	HOME	0- 1	0- 1	0- 1				
0- 6	0- 0	0- 0	AWAY	0- 0	0- 0	0- 6				
0- 2	0- 0	0- 0	NEUTRAL	0- 1	0- 0	0- 1				
3- 9	0- 0	0- 2	CONFERENCE	1- 4	0- 1	2- 2				
2- 4	0- 0	0- 1	HOME	1- 1	0- 1	1- 1				
1- 5	0- 0	0- 1	AWAY	0- 3	0- 0	1- 1				
0- 0	0- 0	0- 0	NEUTRAL	0- 0	0- 0	0- 0				

RPI 1-25			RPI 26-50			RPI 51-100			RPI 101+ Team's RPI: 297		
RPI	S	Opponent	Score	RPI	S	Opponent	Score	RPI	S	Opponent	Score
				37	A	South Dakota St.	44 70	60	N	Central Mich.	55 77
				37	H	South Dakota St.	66 69	61	A	IUPUI	58 71
								69	A	South Dakota	48 80
								69	H	South Dakota	83 73
								81	H	Colorado	59 76
								95	A	Western Ill.	81 110
								95	H	Western Ill.	60 87
								172	H	Western Mich.	63 68
								243	N	UC Santa Barbara	59 66
								259	A	Cal Poly	46 73
								260	A	UTRGV	67 81
								294	A	Massachusetts	58 70
								295	A	Denver	86 80
								324	A	Fort Wayne	68 72
								324	H	Fort Wayne	68 56
LAST 12 Division I GAMES:											
324	A	Fort Wayne	68 72	154	H	Omaha	60 80				
95	H	Western Ill.	60 87	95	A	Western Ill.	81 110				
37	A	South Dakota St.	44 70	324	H	Fort Wayne	68 56				
150	H	Oral Roberts	50 70	69	H	South Dakota	83 73				
69	A	South Dakota	48 80	295	A	Denver	86 80				
61	A	IUPUI	58 71	37	H	South Dakota St.	66 69				

Non-Div I Games: Mayville St. 93 44 Dickinson St. 70 63

North Dakota St.

■ Loss,
 ■ Non-Conf,
 ■ S Site,
 ■ Home
 ■ A Away
 N Neutral

North Florida

Through Games Of Feb. 12, 2017

Average RPI Win:	303	WON-LOST	WINNING	LAST 10	STRENGTH OF	OPP. STRENGTH	TEAM	ADJ.	CONF.	ADJ CONF.
Average RPI Loss:	159	RECORD	PCT. RANK	GAMES	SCHEDULE	OF SCHEDULE	RPI	RPI	RPI	RPI
DIV. I ONLY	6- 16	293	2- 8	181	282	274	274	24	24	
DIV. I NON-CONF.	4- 8	230	0- 1	189	284	242	242	23	23	
TOTALS	RPI 1-25	RPI 26-50	W-L RECORDS	RPI 51-100	RPI 101-150	RPI 150+				
6- 16	0- 2	0- 1	OVERALL	0- 3	0- 2	6- 8				
3- 6	0- 0	0- 0	HOME	0- 1	0- 1	3- 4				
2- 9	0- 2	0- 1	AWAY	0- 2	0- 1	2- 3				
1- 1	0- 0	0- 0	NEUTRAL	0- 0	0- 0	1- 1				
4- 8	0- 2	0- 1	NON-CONFERENCE	0- 0	0- 0	4- 5				
2- 2	0- 0	0- 0	HOME	0- 0	0- 0	2- 2				
1- 5	0- 2	0- 1	AWAY	0- 0	0- 0	1- 2				
1- 1	0- 0	0- 0	NEUTRAL	0- 0	0- 0	1- 1				
2- 8	0- 0	0- 0	CONFERENCE	0- 3	0- 2	2- 3				
1- 4	0- 0	0- 0	HOME	0- 1	0- 1	1- 2				
1- 4	0- 0	0- 0	AWAY	0- 2	0- 1	1- 1				
0- 0	0- 0	0- 0	NEUTRAL	0- 0	0- 0	0- 0				

RPI S	Opponent	Score	RPI S	Opponent	Score	RPI S	Opponent	Score	RPI S	Opponent	Score	Team's RPI: 274
5	A Florida St.	39 95	30	A North Carolina St.	52 78	86	A Jacksonville	58 68	119	A Stetson	44 68	
23	A South Fla.	42 78				91	A FGCU	46 69	119	H Stetson	44 62	
						91	H FGCU	51 68	181	A Xavier	46 83	
									192	H Morehead St.	65 84	
									204	A Col. of Charleston	60 47	
									233	A Bethune-Cookman	50 52	
									235	N South Ala.	55 62	
									242	H Wofford	60 79	
									278	H Kennesaw St.	61 67	
									298	N Nicholls St.	77 74	
									303	H Lipscomb	58 60	
									315	A NJIT	62 64	
									323	A USC Upstate	78 67	
									323	H USC Upstate	77 74	
									330	H Fla. Atlantic	95 88	
									341	H Florida A&M	71 60	
LAST 12 Division I GAMES:												
323	H USC Upstate	77 74	303	H Lipscomb	58 60							
91	A FGCU	46 69	323	A USC Upstate	78 67							
119	H Stetson	44 62	315	A NJIT	62 64							
91	H FGCU	51 68	86	A Jacksonville	58 68							
119	A Stetson	44 68	242	H Wofford	60 79							
278	H Kennesaw St.	61 67	5	A Florida St.	39 95							

Non-Div I Games: Warner 72 44 Webber Int'l 103 57 Edward Waters 70 50 North Florida

North Texas

Through Games Of Feb. 12, 2017

Average RPI Win:	205	WON-LOST	WINNING	LAST 10	STRENGTH OF	OPP. STRENGTH	TEAM	ADJ.	CONF.	ADJ CONF.
Average RPI Loss:	129	RECORD	PCT. RANK	GAMES	SCHEDULE	OF SCHEDULE	RPI	RPI	RPI	RPI
DIV. I ONLY	9- 14	230	5- 5	125	146	202	202	15	15	
DIV. I NON-CONF.	3- 8	262	0- 0	163	166	252	252	16	16	
TOTALS	RPI 1-25	RPI 26-50	W-L RECORDS	RPI 51-100	RPI 101-150	RPI 150+				
9- 14	0- 0	0- 2	OVERALL	0- 2	3- 5	6- 5				
6- 5	0- 0	0- 1	HOME	0- 0	2- 1	4- 3				
3- 7	0- 0	0- 1	AWAY	0- 2	1- 4	2- 0				
0- 2	0- 0	0- 0	NEUTRAL	0- 0	0- 0	0- 2				
3- 8	0- 0	0- 2	NON-CONFERENCE	0- 1	1- 2	2- 3				
2- 2	0- 0	0- 1	HOME	0- 0	0- 0	2- 1				
1- 4	0- 0	0- 1	AWAY	0- 1	1- 2	0- 0				
0- 2	0- 0	0- 0	NEUTRAL	0- 0	0- 0	0- 2				
6- 6	0- 0	0- 0	CONFERENCE	0- 1	2- 3	4- 2				
4- 3	0- 0	0- 0	HOME	0- 0	2- 1	2- 2				
2- 3	0- 0	0- 0	AWAY	0- 1	0- 2	2- 0				
0- 0	0- 0	0- 0	NEUTRAL	0- 0	0- 0	0- 0				

RPI 1-25				RPI 26-50				RPI 51-100				RPI 101+				Team's RPI: 202	
RPI	S	Opponent	Score	RPI	S	Opponent	Score	RPI	S	Opponent	Score	RPI	S	Opponent	Score		
				43	A	Little Rock	44 55	64	A	Middle Tenn.	52 60	104	A	Charlotte	49 66		
				44	H	Indiana	64 94	87	A	SMU	51 65	104	H	Charlotte	63 78		
												115	A	Arizona	62 58		
												120	H	Southern Miss.	75 62		
												132	A	Old Dominion	47 62		
												132	H	Old Dominion	65 55		
												141	A	Tulsa	58 63		
												150	A	Missouri St.	54 63		
												154	N	Omaha	57 85		
												156	H	Louisiana Tech	65 72		
												160	H	Iona	66 55		
												174	H	Texas St.	58 59		
												184	A	UAB	59 58		
												187	A	Rice	77 69		
												187	H	Rice	49 51		
												260	N	UTRGV	69 74		
												280	H	FIU	69 49		
												330	H	Fla. Atlantic	79 57		
												334	H	Incarinate Word	84 61		
LAST 12 Division I GAMES:																	
				280	H	FIU	69 49	120	H	Southern Miss.	75 62						
				330	H	Fla. Atlantic	79 57	187	H	Rice	49 51						
				187	A	Rice	77 69	64	A	Middle Tenn.	52 60						
				132	A	Old Dominion	47 62	184	A	UAB	59 58						
				104	A	Charlotte	49 66	132	H	Old Dominion	65 55						
				156	H	Louisiana Tech	65 72	104	H	Charlotte	63 78						

Non-Div I Games:

North Texas

■ Loss,
 ■ Non-Conf,
 ■ S Site,
 ■ H Home
 ■ A Away
 N Neutral

Northeastern

Through Games Of Feb. 12, 2017

Average RPI Win:	222	WON-LOST	WINNING	LAST 10	STRENGTH OF	OPP. STRENGTH	TEAM	ADJ.	CONF.	ADJ CONF.
Average RPI Loss:	83	RECORD	PCT. RANK	GAMES	SCHEDULE	OF SCHEDULE	RPI	RPI	RPI	RPI
DIV. I ONLY	8- 17	269	2- 8	54	110	180	180	8	8	
DIV. I NON-CONF.	4- 8	230	0- 0	91	129	183	183	8	8	
TOTALS	RPI 1-25	RPI 26-50	W-L RECORDS	RPI 51-100	RPI 101-150	RPI 150+				
8- 17	0- 1	0- 5	OVERALL	0- 5	0- 5	8- 1				
5- 6	0- 0	0- 2	HOME	0- 2	0- 2	5- 0				
3- 8	0- 0	0- 3	AWAY	0- 2	0- 3	3- 0				
0- 3	0- 1	0- 0	NEUTRAL	0- 1	0- 0	0- 1				
4- 8	0- 1	0- 1	NON-CONFERENCE	0- 3	0- 2	4- 1				
2- 2	0- 0	0- 0	HOME	0- 1	0- 1	2- 0				
2- 3	0- 0	0- 1	AWAY	0- 1	0- 1	2- 0				
0- 3	0- 1	0- 0	NEUTRAL	0- 1	0- 0	0- 1				
4- 9	0- 0	0- 4	CONFERENCE	0- 2	0- 3	4- 0				
3- 4	0- 0	0- 2	HOME	0- 1	0- 1	3- 0				
1- 5	0- 0	0- 2	AWAY	0- 1	0- 2	1- 0				
0- 0	0- 0	0- 0	NEUTRAL	0- 0	0- 0	0- 0				

RPI 1-25				RPI 26-50				RPI 51-100				RPI 101+ Team's RPI: 180			
RPI	S	Opponent	Score	RPI	S	Opponent	Score	RPI	S	Opponent	Score	RPI	S	Opponent	Score
11	N	Stanford	45 74	32	A	Elon	58 70	53	A	Michigan St.	44 78	117	A	Delaware	53 65
				32	H	Elon	65 76	68	A	Drexel	51 74	123	H	St. Mary's (CA)	53 77
				39	A	James Madison	54 74	68	H	Drexel	33 63	128	A	William & Mary	58 60
				39	H	James Madison	49 67	94	H	New Hampshire	63 66	128	H	William & Mary	54 68
				46	A	Quinnipiac	59 76	98	N	Purdue	54 79	129	A	Maine	49 68
												189	A	Hofstra	53 51
												191	H	Towson	72 64
												194	H	Siena	61 50
												204	H	Col. of Charleston	61 44
												205	N	Wichita St.	73 87
												206	H	UNCW	55 47
												245	A	Canisius	83 59
												249	H	Boston U.	78 59
												295	A	Denver	72 69
LAST 12 Division I GAMES:															
				204	H	Col. of Charleston	61 44					206	H	UNCW	55 47
				32	A	Elon	58 70					117	A	Delaware	53 65
				39	H	James Madison	49 67					39	A	James Madison	54 74
				128	H	William & Mary	54 68					128	A	William & Mary	58 60
				68	A	Drexel	51 74					68	H	Drexel	33 63
				32	H	Elon	65 76					191	H	Towson	72 64

Non-Div I Games:

Northeastern

■ Loss,
 ■ Non-Conf, S Site,
 ■ Home
 ■ Away
 N Neutral

Average RPI Win:	262	WON-LOST	WINNING	LAST 10	STRENGTH OF	OPP. STRENGTH	TEAM	ADJ.	CONF.	ADJ CONF.
Average RPI Loss:	178	RECORD	PCT. RANK	GAMES	SCHEDULE	OF SCHEDULE	RPI	RPI	RPI	RPI
DIV. I ONLY	5- 18	307	1- 9	199	289	305	305	19	19	
DIV. I NON-CONF.	3- 7	250	0- 0	244	326	289	289	18	18	
TOTALS	RPI 1-25	RPI 26-50	W-L RECORDS	RPI 51-100	RPI 101-150	RPI 150+				
5- 18	0- 0	0- 0	OVERALL	0- 2	1- 6	4- 10				
3- 7	0- 0	0- 0	HOME	0- 0	1- 3	2- 4				
2- 11	0- 0	0- 0	AWAY	0- 2	0- 3	2- 6				
0- 0	0- 0	0- 0	NEUTRAL	0- 0	0- 0	0- 0				
3- 7	0- 0	0- 0	NON-CONFERENCE	0- 1	0- 1	3- 5				
2- 2	0- 0	0- 0	HOME	0- 0	0- 0	2- 2				
1- 5	0- 0	0- 0	AWAY	0- 1	0- 1	1- 3				
0- 0	0- 0	0- 0	NEUTRAL	0- 0	0- 0	0- 0				
2- 11	0- 0	0- 0	CONFERENCE	0- 1	1- 5	1- 5				
1- 5	0- 0	0- 0	HOME	0- 0	1- 3	0- 2				
1- 6	0- 0	0- 0	AWAY	0- 1	0- 2	1- 3				
0- 0	0- 0	0- 0	NEUTRAL	0- 0	0- 0	0- 0				

RPI S	Opponent	Score	RPI S	Opponent	Score	RPI S	Opponent	Score	RPI S	Opponent	Score	Team's RPI: 305
						52	A Utah	65 78	113	A Northern Colo.	64 75	
						70	A Montana St.	69 86	113	H Northern Colo.	66 69	
									124	H Idaho	80 91	
									126	H Eastern Wash.	56 47	
									133	A Lamar University	60 75	
									135	A North Dakota	69 88	
									135	H North Dakota	78 80	
									166	H CSUN	79 83	
									176	H Idaho St.	51 64	
									178	H New Mexico St.	68 79	
									214	H Weber St.	64 75	
									222	A Grand Canyon	65 76	
									243	A UC Santa Barbara	51 60	
									255	A Portland St.	55 56	
									259	A Cal Poly	53 58	
									284	A Sacramento St.	76 82	
									286	A Southern Utah	77 68	
									291	A UTEP	65 51	
									295	H Denver	82 67	
									313	H Youngstown St.	70 49	
									326	A Montana	59 60	
LAST 12 Division I GAMES:												
326	A Montana	59 60	124	H Idaho	80 91							
70	A Montana St.	69 86	126	H Eastern Wash.	56 47							
214	H Weber St.	64 75	284	A Sacramento St.	76 82							
176	H Idaho St.	51 64	255	A Portland St.	55 56							
135	A North Dakota	69 88	113	H Northern Colo.	66 69							
113	A Northern Colo.	64 75	135	H North Dakota	78 80							

Non-Div I Games: Antelope Valley 109 60

Northern Ariz.

■ Loss,
 ■ Non-Conf,
 ■ S Site,
 ■ Home
 ■ A Away
 N Neutral

Average RPI Win:	235	WON-LOST	WINNING	LAST 10	STRENGTH OF	OPP. STRENGTH	TEAM	ADJ.	CONF.	ADJ CONF.
Average RPI Loss:	104	RECORD	PCT. RANK	GAMES	SCHEDULE	OF SCHEDULE	RPI	RPI	RPI	RPI
DIV. I ONLY	18- 5	28	8- 2	299	193	113	113	19	19	
DIV. I NON-CONF.	7- 3	83	0- 0	255	154	116	116	18	18	
TOTALS	RPI 1-25	RPI 26-50	W-L RECORDS	RPI 51-100	RPI 101-150	RPI 150+				
18- 5	0- 0	0- 0	OVERALL	2- 2	1- 3	15- 0				
9- 2	0- 0	0- 0	HOME	2- 1	0- 1	7- 0				
8- 3	0- 0	0- 0	AWAY	0- 1	1- 2	7- 0				
1- 0	0- 0	0- 0	NEUTRAL	0- 0	0- 0	1- 0				
7- 3	0- 0	0- 0	NON-CONFERENCE	1- 2	0- 1	6- 0				
3- 1	0- 0	0- 0	HOME	1- 1	0- 0	2- 0				
3- 2	0- 0	0- 0	AWAY	0- 1	0- 1	3- 0				
1- 0	0- 0	0- 0	NEUTRAL	0- 0	0- 0	1- 0				
11- 2	0- 0	0- 0	CONFERENCE	1- 0	1- 2	9- 0				
6- 1	0- 0	0- 0	HOME	1- 0	0- 1	5- 0				
5- 1	0- 0	0- 0	AWAY	0- 0	1- 1	4- 0				
0- 0	0- 0	0- 0	NEUTRAL	0- 0	0- 0	0- 0				

RPI S	Opponent	Score	RPI S	Opponent	Score	RPI S	Opponent	Score	RPI S	Opponent	Score	Team's RPI: 113
						55	A Colorado St.	47 58	123	A St. Mary's (CA)	65 75	
						70	H Montana St.	66 58	124	A Idaho	71 67	
						81	H Colorado	62 83	126	A Eastern Wash.	61 67	
						91	H FGCU	77 74	135	H North Dakota	51 57	
									161	A UTSA	73 66	
									176	A Idaho St.	77 62	
									214	A Weber St.	88 79	
									216	A Pacific	60 56	
									232	H San Diego	54 51	
									255	H Portland St.	91 62	
									284	H Sacramento St.	95 88	
									286	A Southern Utah	83 53	
									286	H Southern Utah	74 55	
									289	N Eastern Mich.	58 57	
									295	H Denver	68 48	
									305	A Northern Ariz.	69 66	
									305	H Northern Ariz.	75 64	
									311	A Air Force	71 44	
									326	H Montana	65 46	
LAST 12 Division I GAMES:												
			126	A Eastern Wash.	61 67		176	A Idaho St.	77 62			
			124	A Idaho	71 67		70	H Montana St.	66 58			
			135	H North Dakota	51 57		326	H Montana	65 46			
			286	H Southern Utah	74 55		305	A Northern Ariz.	69 66			
			305	H Northern Ariz.	75 64		286	A Southern Utah	83 53			
			214	A Weber St.	88 79		255	H Portland St.	91 62			

Non-Div I Games: Colo. Christian 90 47

Northern Colo.

■ Loss,
 ■ Non-Conf, S Site,
 ■ Home
 ■ Away
 N Neutral

Average RPI Win:	199	WON-LOST	WINNING	LAST 10	STRENGTH OF	OPP. STRENGTH	TEAM	ADJ.	CONF.	ADJ CONF.
Average RPI Loss:	94	RECORD	PCT. RANK	GAMES	SCHEDULE	OF SCHEDULE	RPI	RPI	RPI	RPI
DIV. I ONLY	17- 6	50	8- 2	169	140	82	82	10	10	
DIV. I NON-CONF.	7- 4	114	0- 0	269	207	140	140	11	11	
TOTALS	RPI 1-25	RPI 26-50	W-L RECORDS	RPI 51-100	RPI 101-150	RPI 150+				
17- 6	0- 0	1- 1	OVERALL	2- 4	3- 0	11- 1				
9- 2	0- 0	1- 0	HOME	0- 1	1- 0	7- 1				
8- 3	0- 0	0- 1	AWAY	2- 1	2- 0	4- 0				
0- 1	0- 0	0- 0	NEUTRAL	0- 1	0- 0	0- 0				
7- 4	0- 0	0- 1	NON-CONFERENCE	0- 3	0- 0	7- 0				
4- 0	0- 0	0- 0	HOME	0- 0	0- 0	4- 0				
3- 3	0- 0	0- 1	AWAY	0- 2	0- 0	3- 0				
0- 1	0- 0	0- 0	NEUTRAL	0- 1	0- 0	0- 0				
10- 2	0- 0	1- 0	CONFERENCE	2- 1	3- 0	4- 1				
5- 2	0- 0	1- 0	HOME	0- 1	1- 0	3- 1				
5- 0	0- 0	0- 0	AWAY	2- 0	2- 0	1- 0				
0- 0	0- 0	0- 0	NEUTRAL	0- 0	0- 0	0- 0				

RPI S	Opponent	Score	RPI S	Opponent	Score	RPI S	Opponent	Score	RPI S	Opponent	Score
38	A Drake	86 95	40	H Ohio	88 80	60	H Central Mich.	94 109	107	A Kent St.	98 97
						69	N South Dakota	83 97	107	H Kent St.	93 72
						72	A Buffalo	89 80	146	A Ball St.	101 96
						76	A Iowa St.	89 97	171	H Milwaukee	114 104
						84	A Toledo	77 73	172	H Western Mich.	67 62
						95	A Western Ill.	79 83	213	H Miami (OH)	89 76
									215	A Bradley	81 51
									221	H SIUE	97 78
									226	H Akron	55 84
									265	A Bowling Green	89 76
									289	H Eastern Mich.	85 73
									314	H Illinois St.	108 66
									318	A UMKC	86 75
									320	A Loyola Chicago	90 70
									333	H Chicago St.	94 85
LAST 12 Division I GAMES:											
72	A Buffalo	89 80	226	H Akron	55 84						
60	H Central Mich.	94 109	84	A Toledo	77 73						
172	H Western Mich.	67 62	107	A Kent St.	98 97						
146	A Ball St.	101 96	40	H Ohio	88 80						
107	H Kent St.	93 72	265	A Bowling Green	89 76						
213	H Miami (OH)	89 76	289	H Eastern Mich.	85 73						

Non-Div I Games:

Northern Ill.

Average RPI Win:	272	WON-LOST	WINNING	LAST 10	STRENGTH OF	OPP. STRENGTH	TEAM	ADJ.	CONF.	ADJ CONF.
Average RPI Loss:	165	RECORD	PCT. RANK	GAMES	SCHEDULE	OF SCHEDULE	RPI	RPI	RPI	RPI
DIV. I ONLY	7- 17	284	4- 6	206	283	282	282	20	20	
DIV. I NON-CONF.	3- 8	262	0- 0	156	297	264	264	21	21	
TOTALS	RPI 1-25	RPI 26-50	W-L RECORDS	RPI 51-100	RPI 101-150	RPI 150+				
7- 17	0- 0	0- 3	OVERALL	0- 0	1- 5	6- 9				
3- 8	0- 0	0- 0	HOME	0- 0	0- 3	3- 5				
2- 8	0- 0	0- 2	AWAY	0- 0	0- 1	2- 3				
2- 1	0- 0	0- 0	NEUTRAL	0- 0	1- 0	1- 1				
3- 8	0- 0	0- 2	NON-CONFERENCE	0- 0	1- 1	2- 5				
1- 3	0- 0	0- 0	HOME	0- 0	0- 1	1- 2				
0- 4	0- 0	0- 2	AWAY	0- 0	0- 0	0- 2				
2- 1	0- 0	0- 0	NEUTRAL	0- 0	1- 0	1- 1				
4- 9	0- 0	0- 1	CONFERENCE	0- 0	0- 4	4- 4				
2- 5	0- 0	0- 0	HOME	0- 0	0- 2	2- 3				
2- 4	0- 0	0- 1	AWAY	0- 0	0- 2	2- 1				
0- 0	0- 0	0- 0	NEUTRAL	0- 0	0- 0	0- 0				

RPI 1-25			RPI 26-50			RPI 51-100			RPI 101+ Team's RPI: 282		
RPI	S	Opponent	Score	RPI	S	Opponent	Score	RPI	S	Opponent	Score
				34	A	Green Bay	39 70	119	H	Stetson	45 54
				40	A	Ohio	41 58	120	N	Southern Miss.	58 53
				44	A	Indiana	49 100	139	A	Detroit	49 57
								139	H	Detroit	53 55
								149	A	Wright St.	47 67
								149	H	Wright St.	63 70
								165	H	Oakland	47 61
								171	A	Milwaukee	44 72
								186	H	Cleveland St.	54 58
								190	H	ETSU	62 56
								201	A	Indiana St.	38 58
								213	H	Miami (OH)	50 60
								237	H	Murray St.	69 72
								255	N	Portland St.	54 77
								257	A	Tennessee Tech	40 55
								312	A	Valparaiso	70 55
								312	H	Valparaiso	32 41
								313	H	Youngstown St.	87 81
								322	N	Arkansas St.	83 78
								325	A	Ill.-Chicago	58 37
								325	H	Ill.-Chicago	66 49
LAST 12 Division I GAMES:											
312	H	Valparaiso	32 41	312	A	Valparaiso	70 55				
325	H	Ill.-Chicago	66 49	139	A	Detroit	49 57				
149	A	Wright St.	47 67	149	H	Wright St.	63 70				
139	H	Detroit	53 55	313	H	Youngstown St.	87 81				
165	H	Oakland	47 61	186	H	Cleveland St.	54 58				
325	A	Ill.-Chicago	58 37	171	A	Milwaukee	44 72				

Non-Div I Games: Ind.-East 66 46

Northern Ky.

■ Loss,
 ■ Non-Conf, S Site,
 ■ Home
 ■ Away
 N Neutral

Northwestern

Through Games Of Feb. 12, 2017

Average RPI Win:	171	WON-LOST	WINNING	LAST 10	STRENGTH OF	OPP. STRENGTH	TEAM	ADJ.	CONF.	ADJ CONF.
Average RPI Loss:	40	RECORD	PCT. RANK	GAMES	SCHEDULE	OF SCHEDULE	RPI	RPI	RPI	RPI
DIV. I ONLY	17- 7	64	5- 5	86	78	51	51	6	6	
DIV. I NON-CONF.	11- 2	24	1- 0	182	159	49	49	6	6	
TOTALS	RPI 1-25	RPI 26-50	W-L RECORDS	RPI 51-100	RPI 101-150	RPI 150+				
17- 7	0- 2	1- 3	OVERALL	4- 2	2- 0	10- 0				
13- 2	0- 0	1- 1	HOME	4- 1	2- 0	6- 0				
4- 5	0- 2	0- 2	AWAY	0- 1	0- 0	4- 0				
0- 0	0- 0	0- 0	NEUTRAL	0- 0	0- 0	0- 0				
11- 2	0- 1	0- 0	NON-CONFERENCE	2- 1	2- 0	7- 0				
9- 0	0- 0	0- 0	HOME	2- 0	2- 0	5- 0				
2- 2	0- 1	0- 0	AWAY	0- 1	0- 0	2- 0				
0- 0	0- 0	0- 0	NEUTRAL	0- 0	0- 0	0- 0				
6- 5	0- 1	1- 3	CONFERENCE	2- 1	0- 0	3- 0				
4- 2	0- 0	1- 1	HOME	2- 1	0- 0	1- 0				
2- 3	0- 1	0- 2	AWAY	0- 0	0- 0	2- 0				
0- 0	0- 0	0- 0	NEUTRAL	0- 0	0- 0	0- 0				

RPI 1-25				RPI 26-50				RPI 51-100				RPI 101+			
RPI	S	Opponent	Score	RPI	S	Opponent	Score	RPI	S	Opponent	Score	RPI	S	Opponent	Score
17	A	Maryland	65 96	27	H	Ohio St.	87 94	53	H	Michigan St.	76 65	150	H	Oral Roberts	64 55
19	A	DePaul	66 89	31	A	Michigan	54 80	58	H	Florida	73 68	150	H	Missouri St.	75 52
				44	A	Indiana	38 66	63	A	Gonzaga	56 67	153	A	Santa Clara	87 75
				44	H	Indiana	80 67	70	H	Virginia	69 60	170	H	Hampton	67 48
								80	H	Penn St.	58 74	171	A	Milwaukee	65 63
								98	H	Purdue	76 60	193	A	Rutgers	55 37
												200	A	Nebraska	62 58
												207	H	Wisconsin	63 43
												252	H	UT Martin	82 59
												276	H	Evansville	88 66
												325	H	Ill.-Chicago	88 44
												333	H	Chicago St.	75 42
LAST 12 Division I GAMES:															
44	A	Indiana	38 66	44	H	Indiana	80 67								
80	H	Penn St.	58 74	17	A	Maryland	65 96								
207	H	Wisconsin	63 43	27	H	Ohio St.	87 94								
193	A	Rutgers	55 37	98	H	Purdue	76 60								
31	A	Michigan	54 80	200	A	Nebraska	62 58								
53	H	Michigan St.	76 65	252	H	UT Martin	82 59								

Non-Div I Games:

Northwestern

■ Loss,
■ Non-Conf, S Site,
■ Home
■ Away
N Neutral

Average RPI Win:	298	WON-LOST	WINNING	LAST 10	STRENGTH OF	OPP. STRENGTH	TEAM	ADJ.	CONF.	ADJ CONF.
Average RPI Loss:	174	RECORD	PCT. RANK	GAMES	SCHEDULE	OF SCHEDULE	RPI	RPI	RPI	RPI
DIV. I ONLY	7- 12	244	5- 5	303	288	292	292	27	27	
DIV. I NON-CONF.	2- 5	259	0- 0	188	186	274	274	27	27	
TOTALS	RPI 1-25	RPI 26-50	W-L RECORDS	RPI 51-100	RPI 101-150	RPI 150+				
7- 12	0- 2	0- 0	OVERALL	1- 1	0- 4	6- 5				
6- 2	0- 0	0- 0	HOME	1- 0	0- 0	5- 2				
1- 10	0- 2	0- 0	AWAY	0- 1	0- 4	1- 3				
0- 0	0- 0	0- 0	NEUTRAL	0- 0	0- 0	0- 0				
2- 5	0- 2	0- 0	NON-CONFERENCE	0- 0	0- 2	2- 1				
2- 1	0- 0	0- 0	HOME	0- 0	0- 0	2- 1				
0- 4	0- 2	0- 0	AWAY	0- 0	0- 2	0- 0				
0- 0	0- 0	0- 0	NEUTRAL	0- 0	0- 0	0- 0				
5- 7	0- 0	0- 0	CONFERENCE	1- 1	0- 2	4- 4				
4- 1	0- 0	0- 0	HOME	1- 0	0- 0	3- 1				
1- 6	0- 0	0- 0	AWAY	0- 1	0- 2	1- 3				
0- 0	0- 0	0- 0	NEUTRAL	0- 0	0- 0	0- 0				

RPI 1-25				RPI 26-50				RPI 51-100				RPI 101+ Team's RPI: 292			
RPI	S	Opponent	Score	RPI	S	Opponent	Score	RPI	S	Opponent	Score	RPI	S	Opponent	Score
4	A	Mississippi St.	30 106					96	H	SFA	76 72	122	A	Abilene Christian	57 79
8	A	Texas	39 86					100	A	Central Ark.	43 76	131	A	Arkansas	36 65
												133	A	Lamar University	60 73
												145	A	Memphis	38 54
												267	A	McNeese	52 68
												267	H	McNeese	63 68
												285	A	A&M-Corpus Christi	51 60
												298	H	Nicholls St.	75 58
												299	H	Mississippi Val.	64 68
												331	A	Southeastern La.	58 69
												332	H	La.-Monroe	67 65
												334	A	Incarinate Word	76 74
												337	H	Sam Houston St.	78 51
												345	H	Houston Baptist	75 54
												346	H	Jackson St.	83 65
LAST 12 Division I GAMES:															
122	A	Abilene Christian	57 79	337	H	Sam Houston St.	78 51								
345	H	Houston Baptist	75 54	298	H	Nicholls St.	75 58								
96	H	SFA	76 72	285	A	A&M-Corpus Christi	51 60								
133	A	Lamar University	60 73	334	A	Incarinate Word	76 74								
331	A	Southeastern La.	58 69	100	A	Central Ark.	43 76								
267	A	McNeese	52 68	267	H	McNeese	63 68								

Non-Div I Games: LeTourneau 80 68 Louisiana Col. 113 65 LSU-Alexandria 97 76 Central Baptist 93 42 Northwestern St.

Through Games of Feb. 11, 1917									
Average RPI Win: 80	WON-LOST	WINNING	LAST 10	STRENGTH OF	OPP. STRENGTH	TEAM	ADJ.	CONF.	ADJ CONF.
Average RPI Loss: 15	RECORD	PCT. RANK	GAMES	SCHEDULE	OF SCHEDULE	RPI	RPI	RPI	RPI
DIV. I ONLY	23- 3	8	9- 1	1	6	2	2	3	3
DIV. I NON-CONF.	12- 2	23	0- 1	2	5	2	2	4	4

TOTALS	RPI 1-25	RPI 26-50	W-L RECORDS	RPI 51-100	RPI 101-150	RPI 150+			
23- 3	5- 2	4- 1	OVERALL	7- 0	3- 0	4- 0			
12- 1	3- 1	2- 0	HOME	3- 0	2- 0	2- 0			
10- 2	2- 1	2- 1	AWAY	4- 0	1- 0	1- 0			
1- 0	0- 0	0- 0	NEUTRAL	0- 0	0- 0	1- 0			
12- 2	2- 2	2- 0	NON-CONFERENCE	4- 0	2- 0	2- 0			
6- 1	1- 1	1- 0	HOME	1- 0	2- 0	1- 0			
5- 1	1- 1	1- 0	AWAY	3- 0	0- 0	0- 0			
1- 0	0- 0	0- 0	NEUTRAL	0- 0	0- 0	1- 0			
11- 1	3- 0	2- 1	CONFERENCE	3- 0	1- 0	2- 0			
6- 0	2- 0	1- 0	HOME	2- 0	0- 0	1- 0			
5- 1	1- 0	1- 1	AWAY	1- 0	1- 0	1- 0			
0- 0	0- 0	0- 0	NEUTRAL	0- 0	0- 0	0- 0			

RPI	S	Opponent	Score	RPI	S	Opponent	Score	RPI	S	Opponent	Score	RPI	S	Opponent	Score
1	H	UConn	61 72	30	A	North Carolina St.	62 70	53	A	Michigan St.	79 61	108	A	North Carolina	77 55
6	H	Washington	71 60	34	H	Green Bay	71 67	59	A	Virginia Tech	76 59	116	H	Fordham	67 36
9	H	Duke	62 58	45	A	Georgia Tech	55 38	60	H	Central Mich.	107 47	121	H	TCU	92 59
13	H	Louisville	85 66	45	H	Georgia Tech	90 69	66	H	Wake Forest	92 72	155	H	Pittsburgh	86 54
14	A	Tennessee	69 71	47	A	Iowa	73 58	70	H	Virginia	82 74	162	A	Boston College	80 69
19	A	DePaul	75 61					77	A	Chattanooga	79 58	163	N	Louisiana	91 51
20	A	Miami (FL)	67 55					84	A	Toledo	85 68	312	H	Valparaiso	114 54
LAST 12 Division I GAMES:															
45	H	Georgia Tech	90 69	162	A	Boston College	80 69								
13	H	Louisville	85 66	14	A	Tennessee	69 71								
59	A	Virginia Tech	76 59	155	H	Pittsburgh	86 54								
70	H	Virginia	82 74	20	A	Miami (FL)	67 55								
9	H	Duke	62 58	66	H	Wake Forest	92 72								
108	A	North Carolina	77 55	45	A	Georgia Tech	55 38								

Non-Div I Games:

Notre Dame

Average RPI Win:	258	WON-LOST	WINNING	LAST 10	STRENGTH OF	OPP. STRENGTH	TEAM	ADJ.	CONF.	ADJ CONF.
Average RPI Loss:	103	RECORD	PCT. RANK	GAMES	SCHEDULE	OF SCHEDULE	RPI	RPI	RPI	RPI
DIV. I ONLY	11- 11	173	5- 5	133	234	165	165	20	20	
DIV. I NON-CONF.	4- 5	198	0- 0	252	135	194	194	21	21	
TOTALS	RPI 1-25	RPI 26-50	W-L RECORDS	RPI 51-100	RPI 101-150	RPI 150+				
11- 11	0- 0	1- 3	OVERALL	0- 2	0- 5	10- 1				
7- 4	0- 0	1- 0	HOME	0- 0	0- 3	6- 1				
4- 7	0- 0	0- 3	AWAY	0- 2	0- 2	4- 0				
0- 0	0- 0	0- 0	NEUTRAL	0- 0	0- 0	0- 0				
4- 5	0- 0	0- 2	NON-CONFERENCE	0- 2	0- 1	4- 0				
2- 1	0- 0	0- 0	HOME	0- 0	0- 1	2- 0				
2- 4	0- 0	0- 2	AWAY	0- 2	0- 0	2- 0				
0- 0	0- 0	0- 0	NEUTRAL	0- 0	0- 0	0- 0				
7- 6	0- 0	1- 1	CONFERENCE	0- 0	0- 4	6- 1				
5- 3	0- 0	1- 0	HOME	0- 0	0- 2	4- 1				
2- 3	0- 0	0- 1	AWAY	0- 0	0- 2	2- 0				
0- 0	0- 0	0- 0	NEUTRAL	0- 0	0- 0	0- 0				

RPI	S	Opponent	Score	RPI	S	Opponent	Score	RPI	S	Opponent	Score	RPI	S	Opponent	Score	Team's RPI: 165
31	A	Michigan	63 101	53	A	Michigan St.	74 81	139	A	Detroit	61 71	139	H	Detroit	71 80	
34	A	Green Bay	47 89	60	A	Central Mich.	67 70	146	H	Ball St.	59 66	149	A	Wright St.	66 84	
34	H	Green Bay	74 71					149	H	Wright St.	61 73	171	A	Milwaukee	75 73	
44	A	Indiana	59 84					171	H	Milwaukee	77 63	186	H	Cleveland St.	62 74	
LAST 12 Division I GAMES:																
139	A	Detroit	61 71	186	H	Cleveland St.	62 74	275	H	Vermont	79 55	282	A	Northern Ky.	61 47	
171	H	Milwaukee	77 63	149	H	Wright St.	61 73	297	H	North Dakota St.	95 66	312	H	Valparaiso	104 63	
34	H	Green Bay	74 71	34	A	Green Bay	47 89	313	H	Youngstown St.	80 54	324	A	Fort Wayne	82 61	
149	A	Wright St.	66 84	171	A	Milwaukee	75 73	325	H	Ill.-Chicago	81 58	333	A	Chicago St.	80 60	
282	A	Northern Ky.	61 47	139	H	Detroit	71 80									
313	H	Youngstown St.	80 54	312	H	Valparaiso	104 63									

Non-Div I Games: Concordia (MI) 99 32 Marygrove 126 31

Oakland

Loss, Non-Conf, S Site, H Home A Away N Neutral

Average RPI Win: 179	WON-LOST	WINNING	LAST 10	STRENGTH OF	OPP. STRENGTH	TEAM	ADJ.	CONF.	ADJ CONF.
Average RPI Loss: 111	RECORD	PCT. RANK	GAMES	SCHEDULE	OF SCHEDULE	RPI	RPI	RPI	RPI
DIV. I ONLY	18- 5	28	7- 3	106	138	40	40	10	10
DIV. I NON-CONF.	9- 2	37	0- 0	169	190	50	50	11	11
TOTALS	RPI 1-25	RPI 26-50	W-L RECORDS	RPI 51-100	RPI 101-150	RPI 150+			
18- 5	0- 0	0- 1	OVERALL	5- 2	2- 1	11- 1			
10- 1	0- 0	0- 0	HOME	2- 0	1- 1	7- 0			
8- 4	0- 0	0- 1	AWAY	3- 2	1- 0	4- 1			
0- 0	0- 0	0- 0	NEUTRAL	0- 0	0- 0	0- 0			
9- 2	0- 0	0- 1	NON-CONFERENCE	2- 0	1- 0	6- 1			
6- 0	0- 0	0- 0	HOME	0- 0	1- 0	5- 0			
3- 2	0- 0	0- 1	AWAY	2- 0	0- 0	1- 1			
0- 0	0- 0	0- 0	NEUTRAL	0- 0	0- 0	0- 0			
9- 3	0- 0	0- 0	CONFERENCE	3- 2	1- 1	5- 0			
4- 1	0- 0	0- 0	HOME	2- 0	0- 1	2- 0			
5- 2	0- 0	0- 0	AWAY	1- 2	1- 0	3- 0			
0- 0	0- 0	0- 0	NEUTRAL	0- 0	0- 0	0- 0			

RPI S	Opponent	Score	RPI S	Opponent	Score	RPI S	Opponent	Score	RPI S	Opponent	Score
31	A Michigan	46 69	60	A Central Mich.	59 64	107	H Kent St.	65 68			
			61	A IUPUI	71 65	112	H Duquesne	64 46			
			64	A Middle Tenn.	73 52	146	A Ball St.	72 68			
			72	H Buffalo	83 55	172	H Western Mich.	80 67			
			82	A Northern Ill.	80 88	185	H Illinois	80 68			
			84	A Toledo	64 55	198	H Binghamton	63 55			
			84	H Toledo	61 55	213	A Miami (OH)	79 62			
						226	A Akron	85 69			
						237	H Murray St.	79 70			
						252	H UT Martin	72 55			
						265	A Bowling Green	69 58			
						271	A High Point	76 48			
						273	A N.C. A&T	57 63			
						282	H Northern Ky.	58 41			
						289	H Eastern Mich.	68 51			
LAST 12 Division I GAMES:											
146	A Ball St.	72 68	84	A Toledo	64 55						
84	H Toledo	61 55	107	H Kent St.	65 68						
60	A Central Mich.	59 64	226	A Akron	85 69						
213	A Miami (OH)	79 62	82	A Northern Ill.	80 88						
172	H Western Mich.	80 67	72	H Buffalo	83 55						
289	H Eastern Mich.	68 51	265	A Bowling Green	69 58						

Non-Div I Games:

Ohio

Average RPI Win:	146	WON-LOST	WINNING	LAST 10	STRENGTH OF	OPP. STRENGTH	TEAM	ADJ.	CONF.	ADJ CONF.
Average RPI Loss:	17	RECORD	PCT. RANK	GAMES	SCHEDULE	OF SCHEDULE	RPI	RPI	RPI	RPI
DIV. I ONLY	22- 5	19	9- 1	62	46	27	27	6	6	
DIV. I NON-CONF.	10- 4	80	0- 0	48	56	64	64	6	6	
TOTALS	RPI 1-25	RPI 26-50	W-L RECORDS	RPI 51-100	RPI 101-150	RPI 150+				
22- 5	0- 4	4- 0	OVERALL	6- 1	2- 0	10- 0				
15- 2	0- 2	2- 0	HOME	2- 0	2- 0	9- 0				
5- 2	0- 1	1- 0	AWAY	3- 1	0- 0	1- 0				
2- 1	0- 1	1- 0	NEUTRAL	1- 0	0- 0	0- 0				
10- 4	0- 4	1- 0	NON-CONFERENCE	1- 0	2- 0	6- 0				
8- 2	0- 2	0- 0	HOME	0- 0	2- 0	6- 0				
0- 1	0- 1	0- 0	AWAY	0- 0	0- 0	0- 0				
2- 1	0- 1	1- 0	NEUTRAL	1- 0	0- 0	0- 0				
12- 1	0- 0	3- 0	CONFERENCE	5- 1	0- 0	4- 0				
7- 0	0- 0	2- 0	HOME	2- 0	0- 0	3- 0				
5- 1	0- 0	1- 0	AWAY	3- 1	0- 0	1- 0				
0- 0	0- 0	0- 0	NEUTRAL	0- 0	0- 0	0- 0				

RPI 1-25				RPI 26-50				Team's RPI: 27	RPI 51-100				RPI 101+			
RPI	S	Opponent	Score	RPI	S	Opponent	Score		RPI	S	Opponent	Score	RPI	S	Opponent	Score
1	A	UConn	63 82	31	H	Michigan	96 87		51	A	Northwestern	94 87	112	H	Duquesne	89 69
3	H	South Carolina	80 92	33	N	Syracuse	77 72		53	A	Michigan St.	75 94	142	H	Cincinnati	80 38
7	N	Baylor	68 85	44	A	Indiana	92 82		62	A	Minnesota	88 76	185	H	Illinois	88 64
20	H	Miami (FL)	89 94	47	H	Iowa	88 81		62	H	Minnesota	87 62	186	H	Cleveland St.	96 78
									80	H	Penn St.	87 72	200	H	Nebraska	95 75
									91	N	FGCU	79 66	207	A	Wisconsin	96 68
									98	A	Purdue	61 56	207	H	Wisconsin	70 61
													217	H	Alabama St.	118 61
													245	H	Canisius	89 56
													247	H	Southern U.	108 73
													329	H	Winthrop	88 48
													335	H	LIU Brooklyn	113 54
LAST 12 Division I GAMES:																
				47	H	Iowa	88 81		207	H	Wisconsin	70 61				
				207	A	Wisconsin	96 68		98	A	Purdue	61 56				
				80	H	Penn St.	87 72		53	A	Michigan St.	75 94				
				200	H	Nebraska	95 75		31	H	Michigan	96 87				
				62	A	Minnesota	88 76		51	A	Northwestern	94 87				
				185	H	Illinois	88 64		44	A	Indiana	92 82				

Non-Div I Games:

Ohio St.

■ Loss,
■ Non-Conf, S Site,
■ Home
■ Away
N Neutral

Oklahoma

Through Games Of Feb. 12, 2017

Average RPI Win:	110	WON-LOST	WINNING	LAST 10	STRENGTH OF	OPP. STRENGTH	TEAM	ADJ.	CONF.	ADJ CONF.
Average RPI Loss:	51	RECORD	PCT. RANK	GAMES	SCHEDULE	OF SCHEDULE	RPI	RPI	RPI	RPI
DIV. I ONLY	20- 6	34	8- 2	39	15	18	18	4	4	
DIV. I NON-CONF.	9- 3	63	0- 0	50	83	45	45	3	3	
TOTALS	RPI 1-25	RPI 26-50	W-L RECORDS	RPI 51-100	RPI 101-150	RPI 150+				
20- 6	1- 3	2- 0	OVERALL	9- 2	4- 1	4- 0				
13- 1	1- 0	2- 0	HOME	5- 0	3- 1	2- 0				
5- 4	0- 3	0- 0	AWAY	4- 1	1- 0	0- 0				
2- 1	0- 0	0- 0	NEUTRAL	0- 1	0- 0	2- 0				
9- 3	0- 1	2- 0	NON-CONFERENCE	2- 1	1- 1	4- 0				
6- 1	0- 0	2- 0	HOME	1- 0	1- 1	2- 0				
1- 1	0- 1	0- 0	AWAY	1- 0	0- 0	0- 0				
2- 1	0- 0	0- 0	NEUTRAL	0- 1	0- 0	2- 0				
11- 3	1- 2	0- 0	CONFERENCE	7- 1	3- 0	0- 0				
7- 0	1- 0	0- 0	HOME	4- 0	2- 0	0- 0				
4- 3	0- 2	0- 0	AWAY	3- 1	1- 0	0- 0				
0- 0	0- 0	0- 0	NEUTRAL	0- 0	0- 0	0- 0				

RPI	S	Opponent	Score	RPI	S	Opponent	Score	RPI	S	Opponent	Score	RPI	S	Opponent	Score
7	A	Baylor	58 92	37	H	South Dakota St.	74 60	55	H	Colorado St.	70 55	121	H	TCU	87 72
8	A	Texas	68 86	43	H	Little Rock	68 58	56	A	West Virginia	73 83	141	H	Tulsa	85 68
15	A	Kentucky	68 82					56	H	West Virginia	90 87	147	A	Kansas	84 54
21	H	Kansas St.	85 80					67	N	California	74 82	147	H	Kansas	89 52
								76	A	Iowa St.	67 57	150	H	Oral Roberts	67 74
								76	H	Iowa St.	78 63	167	H	Southern Ill.	80 48
								78	A	Oklahoma St.	66 60	181	N	Xavier	81 69
								78	H	Oklahoma St.	68 62	255	N	Portland St.	74 60
								85	A	Texas Tech	64 56	260	H	UTRGV	92 59
								85	H	Texas Tech	66 45				
								92	A	BYU	68 61				
LAST 12 Division I GAMES:															
85	A	Texas Tech	64 56	78	H	Oklahoma St.	68 62								
56	H	West Virginia	90 87	8	A	Texas	68 86								
78	A	Oklahoma St.	66 60	85	H	Texas Tech	66 45								
147	H	Kansas	89 52	76	A	Iowa St.	67 57								
7	A	Baylor	58 92	56	A	West Virginia	73 83								
76	H	Iowa St.	78 63	21	H	Kansas St.	85 80								

Non-Div I Games:

Oklahoma

■ Loss,
 ■ Non-Conf, S Site,
 ■ Home
 ■ Away
 N Neutral

Average RPI Win:	162	WON-LOST	WINNING	LAST 10	STRENGTH OF	OPP. STRENGTH	TEAM	ADJ.	CONF.	ADJ CONF.
Average RPI Loss:	36	RECORD	PCT. RANK	GAMES	SCHEDULE	OF SCHEDULE	RPI	RPI	RPI	RPI
DIV. I ONLY	13- 11	147	1- 9	40	29	78	78	4	4	
DIV. I NON-CONF.	10- 1	16	0- 0	94	176	24	24	3	3	
TOTALS	RPI 1-25	RPI 26-50	W-L RECORDS	RPI 51-100	RPI 101-150	RPI 150+				
13- 11	0- 8	0- 0	OVERALL	4- 2	3- 1	6- 0				
9- 4	0- 4	0- 0	HOME	3- 0	1- 0	5- 0				
2- 6	0- 3	0- 0	AWAY	1- 2	1- 1	0- 0				
2- 1	0- 1	0- 0	NEUTRAL	0- 0	1- 0	1- 0				
10- 1	0- 1	0- 0	NON-CONFERENCE	3- 0	1- 0	6- 0				
7- 0	0- 0	0- 0	HOME	2- 0	0- 0	5- 0				
1- 0	0- 0	0- 0	AWAY	1- 0	0- 0	0- 0				
2- 1	0- 1	0- 0	NEUTRAL	0- 0	1- 0	1- 0				
3- 10	0- 7	0- 0	CONFERENCE	1- 2	2- 1	0- 0				
2- 4	0- 4	0- 0	HOME	1- 0	1- 0	0- 0				
1- 6	0- 3	0- 0	AWAY	0- 2	1- 1	0- 0				
0- 0	0- 0	0- 0	NEUTRAL	0- 0	0- 0	0- 0				

RPI 1-25				RPI 26-50				RPI 51-100 Team's RPI: 78				RPI 101+			
RPI	S	Opponent	Score	RPI	S	Opponent	Score	RPI	S	Opponent	Score	RPI	S	Opponent	Score
7	H	Baylor	50 86					56	A	West Virginia	53 79	111	N	Long Beach St.	63 57
8	A	Texas	35 66					65	H	UNI	81 57	121	A	TCU	82 67
8	H	Texas	71 85					76	H	Iowa St.	71 59	147	A	Kansas	49 67
10	N	Oregon St.	54 73					85	A	Texas Tech	65 70	147	H	Kansas	74 70
18	A	Oklahoma	62 68					88	A	Washington St.	79 72	153	N	Santa Clara	67 53
18	H	Oklahoma	60 66					90	H	Georgia	71 51	187	H	Rice	65 51
21	A	Kansas St.	69 74									212	H	Loyola Marymount	66 58
21	H	Kansas St.	43 63									260	H	UTRGV	86 53
												270	H	Tennessee St.	86 48
												322	H	Arkansas St.	76 34
LAST 12 Division I GAMES:															
56	A	West Virginia	53 79	18	A	Oklahoma	62 68								
147	A	Kansas	49 67	21	H	Kansas St.	43 63								
18	H	Oklahoma	60 66	8	A	Texas	35 66								
8	H	Texas	71 85	7	H	Baylor	50 86								
21	A	Kansas St.	69 74	121	A	TCU	82 67								
147	H	Kansas	74 70	85	A	Texas Tech	65 70								

Non-Div I Games:

Oklahoma St.

■ Loss,
■ Non-Conf,
■ S Site,
■ H Home
■ A Away
N Neutral

Average RPI Win:	224	WON-LOST	WINNING	LAST 10	STRENGTH OF	OPP. STRENGTH	TEAM	ADJ.	CONF.	ADJ CONF.
Average RPI Loss:	91	RECORD	PCT. RANK	GAMES	SCHEDULE	OF SCHEDULE	RPI	RPI	RPI	RPI
DIV. I ONLY	13- 11	147	6- 4	91	168	132	132	15	15	
DIV. I NON-CONF.	5- 6	186	0- 0	59	172	164	164	16	16	
TOTALS	RPI 1-25	RPI 26-50	W-L RECORDS	RPI 51-100	RPI 101-150	RPI 150+				
13- 11	0- 2	0- 1	OVERALL	0- 3	1- 3	12- 2				
9- 4	0- 0	0- 0	HOME	0- 2	1- 2	8- 0				
4- 5	0- 2	0- 0	AWAY	0- 0	0- 1	4- 2				
0- 2	0- 0	0- 1	NEUTRAL	0- 1	0- 0	0- 0				
5- 6	0- 2	0- 1	NON-CONFERENCE	0- 1	1- 1	4- 1				
5- 1	0- 0	0- 0	HOME	0- 0	1- 1	4- 0				
0- 3	0- 2	0- 0	AWAY	0- 0	0- 0	0- 1				
0- 2	0- 0	0- 1	NEUTRAL	0- 1	0- 0	0- 0				
8- 5	0- 0	0- 0	CONFERENCE	0- 2	0- 2	8- 1				
4- 3	0- 0	0- 0	HOME	0- 2	0- 1	4- 0				
4- 2	0- 0	0- 0	AWAY	0- 0	0- 1	4- 1				
0- 0	0- 0	0- 0	NEUTRAL	0- 0	0- 0	0- 0				

RPI 1-25				RPI 26-50				RPI 51-100				RPI 101+ Team's RPI: 132			
RPI	S	Opponent	Score	RPI	S	Opponent	Score	RPI	S	Opponent	Score	RPI	S	Opponent	Score
9	A	Duke	64 92	33	N	Syracuse	66 92	57	N	Dayton	69 77	104	H	Charlotte	75 86
20	A	Miami (FL)	56 66					64	H	Middle Tenn.	63 80	120	A	Southern Miss.	69 84
								79	H	Western Ky.	62 67	128	H	William & Mary	58 69
												134	H	VCU	70 60
												156	A	Louisiana Tech	69 64
												170	H	Hampton	61 58
												184	H	UAB	73 61
												187	A	Rice	59 47
												187	H	Rice	81 66
												190	A	ETSU	60 70
												202	A	North Texas	55 65
												202	H	North Texas	62 47
												231	H	Dartmouth	82 56
												254	H	Marshall	73 69
												256	H	Norfolk St.	65 54
												280	A	FIU	86 64
												330	A	Fla. Atlantic	93 73
												343	H	N.C. Central	83 52
LAST 12 Division I GAMES:															
184	H	UAB	73 61	104	H	Charlotte	75 86								
64	H	Middle Tenn.	63 80	156	A	Louisiana Tech	69 64								
330	A	Fla. Atlantic	93 73	120	A	Southern Miss.	69 84								
280	A	FIU	86 64	79	H	Western Ky.	62 67								
202	H	North Texas	62 47	254	H	Marshall	73 69								
187	H	Rice	81 66	202	A	North Texas	55 65								

Non-Div I Games:

Old Dominion

■ Loss,
■ Non-Conf,
■ S Site,
■ H Home
■ A Away
N Neutral

Average RPI Win:	203	WON-LOST	WINNING	LAST 10	STRENGTH OF	OPP. STRENGTH	TEAM	ADJ.	CONF.	ADJ CONF.
Average RPI Loss:	50	RECORD	PCT. RANK	GAMES	SCHEDULE	OF SCHEDULE	RPI	RPI	RPI	RPI
DIV. I ONLY	15- 10	113	3- 7	99	70	110	110	2	2	
DIV. I NON-CONF.	11- 2	24	0- 0	324	264	119	119	2	2	
TOTALS	RPI 1-25	RPI 26-50	W-L RECORDS	RPI 51-100	RPI 101-150	RPI 150+				
15- 10	1- 5	1- 1	OVERALL	2- 2	2- 2	9- 0				
13- 3	1- 2	1- 0	HOME	1- 0	2- 1	8- 0				
1- 7	0- 3	0- 1	AWAY	1- 2	0- 1	0- 0				
1- 0	0- 0	0- 0	NEUTRAL	0- 0	0- 0	1- 0				
11- 2	0- 0	1- 0	NON-CONFERENCE	0- 2	1- 0	9- 0				
10- 0	0- 0	1- 0	HOME	0- 0	1- 0	8- 0				
0- 2	0- 0	0- 0	AWAY	0- 2	0- 0	0- 0				
1- 0	0- 0	0- 0	NEUTRAL	0- 0	0- 0	1- 0				
4- 8	1- 5	0- 1	CONFERENCE	2- 0	1- 2	0- 0				
3- 3	1- 2	0- 0	HOME	1- 0	1- 1	0- 0				
1- 5	0- 3	0- 1	AWAY	1- 0	0- 1	0- 0				
0- 0	0- 0	0- 0	NEUTRAL	0- 0	0- 0	0- 0				

RPI	S	Opponent	Score	RPI	S	Opponent	Score	RPI	S	Opponent	Score	RPI	S	Opponent	Score	Team's RPI: 110
3	A	South Carolina	46 65	35	A	Auburn	60 83	56	A	West Virginia	61 66	131	H	Arkansas	73 64	
4	A	Mississippi St.	62 73	36	H	Oregon	83 67	58	A	Florida	84 75	134	H	VCU	77 57	
4	H	Mississippi St.	44 66					83	A	UNLV	57 64	138	A	Alabama	80 90	
14	H	Tennessee	67 62					90	H	Georgia	69 62	138	H	Alabama	57 65	
15	A	Kentucky	57 89									207	N	Wisconsin	69 44	
24	H	LSU	51 62									244	H	Austin Peay	66 38	
												251	H	Jacksonville St.	68 50	
												271	H	High Point	73 62	
												299	H	Mississippi Val.	67 30	
												303	H	Lipscomb	76 49	
												331	H	Southeastern La.	81 31	
												332	H	La.-Monroe	97 40	
												346	H	Jackson St.	89 41	
LAST 12 Division I GAMES:																
4	H	Mississippi St.	44 66	3	A	South Carolina	46 65									
24	H	LSU	51 62	4	A	Mississippi St.	62 73									
58	A	Florida	84 75	14	H	Tennessee	67 62									
90	H	Georgia	69 62	35	A	Auburn	60 83									
15	A	Kentucky	57 89	138	A	Alabama	80 90									
138	H	Alabama	57 65	131	H	Arkansas	73 64									

Non-Div I Games:

Ole Miss

■ Loss,
 ■ Non-Conf,
 ■ S Site,
 ■ H Home
 ■ A Away
 N Neutral

Average RPI Win: 214	WON-LOST	WINNING	LAST 10	STRENGTH OF	OPP. STRENGTH	TEAM	ADJ.	CONF.	ADJ CONF.
Average RPI Loss: 106	RECORD	PCT. RANK	GAMES	SCHEDULE	OF SCHEDULE	RPI	RPI	RPI	RPI
DIV. I ONLY	10- 13	211	3- 3	110	154	154	154	11	11
DIV. I NON-CONF.	5- 6	186	1- 1	183	197	162	162	10	10
TOTALS	RPI 1-25	RPI 26-50	W-L RECORDS	RPI 51-100	RPI 101-150	RPI 150+			
10- 13	0- 2	1- 1	OVERALL	1- 5	1- 3	7- 2			
4- 4	0- 1	1- 0	HOME	1- 2	0- 1	2- 0			
5- 9	0- 1	0- 1	AWAY	0- 3	1- 2	4- 2			
1- 0	0- 0	0- 0	NEUTRAL	0- 0	0- 0	1- 0			
5- 6	0- 2	0- 0	NON-CONFERENCE	0- 1	0- 2	5- 1			
2- 1	0- 1	0- 0	HOME	0- 0	0- 0	2- 0			
2- 5	0- 1	0- 0	AWAY	0- 1	0- 2	2- 1			
1- 0	0- 0	0- 0	NEUTRAL	0- 0	0- 0	1- 0			
5- 7	0- 0	1- 1	CONFERENCE	1- 4	1- 1	2- 1			
2- 3	0- 0	1- 0	HOME	1- 2	0- 1	0- 0			
3- 4	0- 0	0- 1	AWAY	0- 2	1- 0	2- 1			
0- 0	0- 0	0- 0	NEUTRAL	0- 0	0- 0	0- 0			

RPI 1-25				RPI 26-50				RPI 51-100				RPI 101+ Team's RPI: 154			
RPI	S	Opponent	Score	RPI	S	Opponent	Score	RPI	S	Opponent	Score	RPI	S	Opponent	Score
21	H	Kansas St.	57 70	37	A	South Dakota St.	64 76	55	A	Colorado St.	42 69	122	A	Abilene Christian	66 73
22	A	Creighton	45 82	37	H	South Dakota St.	83 82	61	A	IUPUI	47 79	130	A	UCF	41 81
								61	H	IUPUI	64 44	150	A	Oral Roberts	64 49
								69	H	South Dakota	52 60	150	H	Oral Roberts	65 67
								95	A	Western Ill.	63 80	200	A	Nebraska	58 66
								95	H	Western Ill.	74 78	201	H	Indiana St.	72 45
												202	N	North Texas	85 57
												242	H	Wofford	89 64
												295	A	Denver	82 73
												297	A	North Dakota St.	80 60
												318	A	UMKC	80 57
												324	A	Fort Wayne	62 65
												341	A	Florida A&M	70 50
LAST 12 Division I GAMES:															
202	N	North Texas	85 57	324	A	Fort Wayne	62 65								
122	A	Abilene Christian	66 73	295	A	Denver	82 73								
150	A	Oral Roberts	64 49	297	A	North Dakota St.	80 60								
95	A	Western Ill.	63 80	69	H	South Dakota	52 60								
61	A	IUPUI	47 79	95	H	Western Ill.	74 78								
37	H	South Dakota St.	83 82	37	A	South Dakota St.	64 76								

Non-Div I Games: Lincoln (MO) 98 49 York (NE) 106 37

Omaha

Loss, Non-Conf, S Site, H Home A Away N Neutral

Oral Roberts

Through Games Of Feb. 12, 2017

Average RPI Win:	200	WON-LOST	WINNING	LAST 10	STRENGTH OF	OPP. STRENGTH	TEAM	ADJ.	CONF.	ADJ CONF.
Average RPI Loss:	89	RECORD	PCT. RANK	GAMES	SCHEDULE	OF SCHEDULE	RPI	RPI	RPI	RPI
DIV. I ONLY	11- 13	195	3- 7	123	90	150	150	11	11	
DIV. I NON-CONF.	6- 5	148	0- 0	148	9	81	81	10	10	
TOTALS	RPI 1-25	RPI 26-50	W-L RECORDS	RPI 51-100	RPI 101-150	RPI 150+				
11- 13	1- 0	0- 5	OVERALL	1- 5	3- 1	6- 2				
5- 5	0- 0	0- 1	HOME	1- 2	2- 0	2- 2				
6- 8	1- 0	0- 4	AWAY	0- 3	1- 1	4- 0				
0- 0	0- 0	0- 0	NEUTRAL	0- 0	0- 0	0- 0				
6- 5	1- 0	0- 3	NON-CONFERENCE	0- 1	3- 1	2- 0				
3- 0	0- 0	0- 0	HOME	0- 0	2- 0	1- 0				
3- 5	1- 0	0- 3	AWAY	0- 1	1- 1	1- 0				
0- 0	0- 0	0- 0	NEUTRAL	0- 0	0- 0	0- 0				
5- 8	0- 0	0- 2	CONFERENCE	1- 4	0- 0	4- 2				
2- 5	0- 0	0- 1	HOME	1- 2	0- 0	1- 2				
3- 3	0- 0	0- 1	AWAY	0- 2	0- 0	3- 0				
0- 0	0- 0	0- 0	NEUTRAL	0- 0	0- 0	0- 0				

RPI 1-25				RPI 26-50				RPI 51-100				RPI 101+ Team's RPI: 150			
RPI	S	Opponent	Score	RPI	S	Opponent	Score	RPI	S	Opponent	Score	RPI	S	Opponent	Score
18	A	Oklahoma	74 67	26	A	Arizona St.	52 79	51	A	Northwestern	55 64	131	A	Arkansas	70 60
				37	A	South Dakota St.	35 82	61	A	IUPUI	41 53	141	H	Tulsa	76 68
				37	H	South Dakota St.	57 78	61	H	IUPUI	54 45	147	A	Kansas	56 64
				43	A	Little Rock	50 56	69	H	South Dakota	47 69	150	H	Missouri St.	78 56
				47	A	Iowa	76 96	95	A	Western Ill.	72 76	154	A	Omaha	67 65
								95	H	Western Ill.	62 76	154	H	Omaha	49 64
												252	H	UT Martin	82 53
												295	H	Denver	45 47
												297	A	North Dakota St.	70 50
												324	A	Fort Wayne	75 59
												324	H	Fort Wayne	82 56
												345	A	Houston Baptist	75 65
LAST 12 Division I GAMES:															
154	H	Omaha	49 64	324	A	Fort Wayne	75 59								
37	A	South Dakota St.	35 82	61	A	IUPUI	41 53								
61	H	IUPUI	54 45	37	H	South Dakota St.	57 78								
95	H	Western Ill.	62 76	69	H	South Dakota	47 69								
297	A	North Dakota St.	70 50	95	A	Western Ill.	72 76								
295	H	Denver	45 47	324	H	Fort Wayne	82 56								

Non-Div I Games: Mid-Amer. Christian98 63 Okla. Sci. & Arts 67 35

Oral Roberts

Loss, Non-Conf, S Site, H Home A Away N Neutral

Oregon

Through Games Of Feb. 12, 2017

Average RPI Win:	133	WON-LOST	WINNING	LAST 10	STRENGTH OF	OPP. STRENGTH	TEAM	ADJ.	CONF.	ADJ CONF.
Average RPI Loss:	31	RECORD	PCT. RANK	GAMES	SCHEDULE	OF SCHEDULE	RPI	RPI	RPI	RPI
DIV. I ONLY	17- 9	92	6- 4	33	14	36	36	1	1	
DIV. I NON-CONF.	10- 2	33	0- 0	141	108	46	46	1	1	
TOTALS	RPI 1-25	RPI 26-50	W-L RECORDS	RPI 51-100	RPI 101-150	RPI 150+				
17- 9	1- 6	0- 1	OVERALL	6- 1	4- 1	6- 0				
10- 3	1- 2	0- 0	HOME	4- 1	2- 0	3- 0				
5- 5	0- 3	0- 1	AWAY	2- 0	2- 1	1- 0				
2- 1	0- 1	0- 0	NEUTRAL	0- 0	0- 0	2- 0				
10- 2	0- 1	0- 0	NON-CONFERENCE	1- 0	3- 1	6- 0				
6- 0	0- 0	0- 0	HOME	1- 0	2- 0	3- 0				
2- 1	0- 0	0- 0	AWAY	0- 0	1- 1	1- 0				
2- 1	0- 1	0- 0	NEUTRAL	0- 0	0- 0	2- 0				
7- 7	1- 5	0- 1	CONFERENCE	5- 1	1- 0	0- 0				
4- 3	1- 2	0- 0	HOME	3- 1	0- 0	0- 0				
3- 4	0- 3	0- 1	AWAY	2- 0	1- 0	0- 0				
0- 0	0- 0	0- 0	NEUTRAL	0- 0	0- 0	0- 0				

RPI S	Opponent	Score	RPI S	Opponent	Score	Team's RPI: 36	RPI S	Opponent	Score	RPI S	Opponent	Score
4 N	Mississippi St.	63 75	26 A	Arizona St.	63 68		52 H	Utah	84 66	103 A	Clemson	87 59
6 H	Washington	77 99					53 H	Michigan St.	88 55	110 A	Ole Miss	67 83
10 A	Oregon St.	60 67					54 A	Southern California	59 53	115 A	Arizona	79 65
10 H	Oregon St.	40 43					54 H	Southern California	73 50	124 H	Idaho	73 70
11 A	Stanford	60 81					67 A	California	69 66	133 H	Lamar University	84 67
12 A	UCLA	63 79					81 H	Colorado	71 66	161 H	UTSA	77 63
12 H	UCLA	84 75					88 H	Washington St.	59 75	199 N	San Jose St.	91 62
										255 N	Portland St.	90 46
										264 H	CSU Bakersfield	77 62
										266 A	Hawaii	86 49
										268 H	Portland	81 41
LAST 12 Division I GAMES:												
54 H	Southern California	73 50	52 H	Utah	84 66							
12 H	UCLA	84 75	81 H	Colorado	71 66							
26 A	Arizona St.	63 68	12 A	UCLA	63 79							
115 A	Arizona	79 65	54 A	Southern California	59 53							
10 A	Oregon St.	60 67	67 A	California	69 66							
10 H	Oregon St.	40 43	11 A	Stanford	60 81							

Non-Div I Games:

Oregon

■ Loss,
■ Non-Conf, S Site,
■ Home
■ Away
N Neutral

Average RPI Win:	98	WON-LOST	WINNING	LAST 10	STRENGTH OF	OPP. STRENGTH	TEAM	ADJ.	CONF.	ADJ CONF.
Average RPI Loss:	36	RECORD	PCT. RANK	GAMES	SCHEDULE	OF SCHEDULE	RPI	RPI	RPI	RPI
DIV. I ONLY	23- 3	8	8- 2	20	28	10	10	1	1	
DIV. I NON-CONF.	11- 1	13	0- 0	62	181	20	20	1	1	
TOTALS	RPI 1-25	RPI 26-50	W-L RECORDS	RPI 51-100	RPI 101-150	RPI 150+				
23- 3	3- 1	4- 1	OVERALL	8- 1	4- 0	4- 0				
12- 2	2- 0	1- 1	HOME	3- 1	2- 0	4- 0				
6- 1	1- 1	2- 0	AWAY	2- 0	1- 0	0- 0				
5- 0	0- 0	1- 0	NEUTRAL	3- 0	1- 0	0- 0				
11- 1	0- 0	1- 1	NON-CONFERENCE	3- 0	3- 0	4- 0				
6- 1	0- 0	0- 1	HOME	0- 0	2- 0	4- 0				
0- 0	0- 0	0- 0	AWAY	0- 0	0- 0	0- 0				
5- 0	0- 0	1- 0	NEUTRAL	3- 0	1- 0	0- 0				
12- 2	3- 1	3- 0	CONFERENCE	5- 1	1- 0	0- 0				
6- 1	2- 0	1- 0	HOME	3- 1	0- 0	0- 0				
6- 1	1- 1	2- 0	AWAY	2- 0	1- 0	0- 0				
0- 0	0- 0	0- 0	NEUTRAL	0- 0	0- 0	0- 0				

RPI S	Opponent	Score	RPI S	Opponent	Score	RPI S	Opponent	Score	RPI S	Opponent	Score
6	H Washington	73 70	26	A Arizona St.	54 45	52	H Utah	70 44	102	H UC Davis	93 52
11	A Stanford	72 69	36	A Oregon	43 40	54	A Southern California	74 60	115	A Arizona	65 57
12	A UCLA	56 66	36	H Oregon	67 60	54	H Southern California	50 70	124	N Idaho	60 49
12	H UCLA	68 61	42	H Marquette	73 74	67	A California	66 56	133	H Lamar University	88 56
			46	N Quinnipiac	75 60	78	N Oklahoma St.	73 54	176	H Idaho St.	61 38
						81	H Colorado	81 57	268	H Portland	62 45
						83	N UNLV	62 59	279	H Ark.-Pine Bluff	73 40
						88	H Washington St.	80 58	286	H Southern Utah	77 38
						92	N BYU	65 56			
LAST 12 Division I GAMES:											
12	H UCLA	68 61	81	H Colorado	81 57						
54	H Southern California	50 70	52	H Utah	70 44						
115	A Arizona	65 57	54	A Southern California	74 60						
26	A Arizona St.	54 45	12	A UCLA	56 66						
36	H Oregon	67 60	11	A Stanford	72 69						
36	A Oregon	43 40	67	A California	66 56						

Non-Div I Games:

Oregon St.

■ Loss,
■ Non-Conf,
■ S Site,
■ H Home
■ A Away
N Neutral

Average RPI Win: 211	WON-LOST	WINNING	LAST 10	STRENGTH OF	OPP. STRENGTH	TEAM	ADJ.	CONF.	ADJ CONF.
Average RPI Loss: 130	RECORD	PCT. RANK	GAMES	SCHEDULE	OF SCHEDULE	RPI	RPI	RPI	RPI
DIV. I ONLY	7- 16	277	2- 8	94	174	216	216	14	14
DIV. I NON-CONF.	2- 7	284	0- 0	19	185	188	188	13	13
TOTALS	RPI 1-25	RPI 26-50	W-L RECORDS	RPI 51-100	RPI 101-150	RPI 150+			
7- 16	0- 1	0- 1	OVERALL	1- 3	0- 5	6- 6			
4- 8	0- 0	0- 1	HOME	0- 2	0- 3	4- 2			
3- 8	0- 1	0- 0	AWAY	1- 1	0- 2	2- 4			
0- 0	0- 0	0- 0	NEUTRAL	0- 0	0- 0	0- 0			
2- 7	0- 1	0- 1	NON-CONFERENCE	0- 1	0- 3	2- 1			
1- 5	0- 0	0- 1	HOME	0- 1	0- 2	1- 1			
1- 2	0- 1	0- 0	AWAY	0- 0	0- 1	1- 0			
0- 0	0- 0	0- 0	NEUTRAL	0- 0	0- 0	0- 0			
5- 9	0- 0	0- 0	CONFERENCE	1- 2	0- 2	4- 5			
3- 3	0- 0	0- 0	HOME	0- 1	0- 1	3- 1			
2- 6	0- 0	0- 0	AWAY	1- 1	0- 1	1- 4			
0- 0	0- 0	0- 0	NEUTRAL	0- 0	0- 0	0- 0			

RPI 1-25				RPI 26-50				RPI 51-100				RPI 101+ Team's RPI: 216			
RPI	S	Opponent	Score	RPI	S	Opponent	Score	RPI	S	Opponent	Score	RPI	S	Opponent	Score
12	A	UCLA	55 82	42	H	Marquette	75 89	63	A	Gonzaga	65 63	102	H	UC Davis	87 95
								70	H	Montana St.	66 72	111	A	Long Beach St.	58 66
								92	A	BYU	50 68	113	H	Northern Colo.	56 60
								92	H	BYU	55 68	123	A	St. Mary's (CA)	74 82
												123	H	St. Mary's (CA)	54 63
												153	A	Santa Clara	51 68
												157	H	Fresno St.	67 74
												158	A	San Francisco	64 67
												158	H	San Francisco	63 60
												199	A	San Jose St.	99 96
												212	H	Loyola Marymount	52 65
												232	A	San Diego	71 73
												232	H	San Diego	84 64
												264	H	CSU Bakersfield	91 61
												268	A	Portland	84 74
												293	A	Pepperdine	58 59
												293	H	Pepperdine	80 79
LAST 12 Division I GAMES:															
153	A	Santa Clara	51 68	92	A	BYU	50 68								
232	A	San Diego	71 73	123	H	St. Mary's (CA)	54 63								
293	H	Pepperdine	80 79	158	H	San Francisco	63 60								
123	A	St. Mary's (CA)	74 82	293	A	Pepperdine	58 59								
158	A	San Francisco	64 67	92	H	BYU	55 68								
212	H	Loyola Marymount	52 65	232	H	San Diego	84 64								

Non-Div I Games: UC Merced 111 50 William Jessup 103 65

Pacific

Loss, Non-Conf, S Site, H Home A Away N Neutral

Average RPI Win:	194	WON-LOST	WINNING	LAST 10	STRENGTH OF	OPP. STRENGTH	TEAM	ADJ.	CONF.	ADJ CONF.
Average RPI Loss:	92	RECORD	PCT. RANK	GAMES	SCHEDULE	OF SCHEDULE	RPI	RPI	RPI	RPI
DIV. I ONLY	13- 6	73	7- 2	130	121	93	93	9	9	
DIV. I NON-CONF.	6- 6	165	2- 2	235	110	181	181	9	9	
TOTALS	RPI 1-25	RPI 26-50	W-L RECORDS	RPI 51-100	RPI 101-150	RPI 150+				
13- 6	0- 2	1- 1	OVERALL	0- 0	4- 1	8- 2				
4- 5	0- 1	1- 1	HOME	0- 0	2- 1	1- 2				
9- 1	0- 1	0- 0	AWAY	0- 0	2- 0	7- 0				
0- 0	0- 0	0- 0	NEUTRAL	0- 0	0- 0	0- 0				
6- 6	0- 2	0- 1	NON-CONFERENCE	0- 0	0- 1	6- 2				
0- 5	0- 1	0- 1	HOME	0- 0	0- 1	0- 2				
6- 1	0- 1	0- 0	AWAY	0- 0	0- 0	6- 0				
0- 0	0- 0	0- 0	NEUTRAL	0- 0	0- 0	0- 0				
7- 0	0- 0	1- 0	CONFERENCE	0- 0	4- 0	2- 0				
4- 0	0- 0	1- 0	HOME	0- 0	2- 0	1- 0				
3- 0	0- 0	0- 0	AWAY	0- 0	2- 0	1- 0				
0- 0	0- 0	0- 0	NEUTRAL	0- 0	0- 0	0- 0				

RPI	S	Opponent	Score	RPI	S	Opponent	Score	RPI	S	Opponent	Score	RPI	S	Opponent	Score
9	A	Duke	55 68	28	H	Harvard	63 43					104	H	Saint Joseph's	53 57
25	H	Temple	53 63	50	H	Villanova	48 60					127	A	Cornell	61 55
												136	A	Princeton	62 57
												143	H	Yale	66 55
												148	H	Brown	86 60
												164	H	La Salle	56 58
												166	A	CSUN	47 36
												173	A	UC Riverside	71 55
												175	A	Columbia	64 54
												198	H	Binghamton	48 61
												229	A	Richmond	47 44
												231	H	Dartmouth	68 38
												309	A	Rhode Island	75 43
												317	A	Lafayette	64 47
												339	A	Wagner	63 39
LAST 12 Division I GAMES:															
127	A	Cornell	61 55	148	H	Brown	86 60								
175	A	Columbia	64 54	143	H	Yale	66 55								
231	H	Dartmouth	68 38	136	A	Princeton	62 57								
28	H	Harvard	63 43	173	A	UC Riverside	71 55								
25	H	Temple	53 63	166	A	CSUN	47 36								
50	H	Villanova	48 60	229	A	Richmond	47 44								

Non-Div I Games: Stevens 89 43

Penn

Average RPI Win:	171	WON-LOST	WINNING	LAST 10	STRENGTH OF	OPP. STRENGTH	TEAM	ADJ.	CONF.	ADJ CONF.
Average RPI Loss:	68	RECORD	PCT. RANK	GAMES	SCHEDULE	OF SCHEDULE	RPI	RPI	RPI	RPI
DIV. I ONLY	17- 8	77	6- 4	139	61	80	80	6	6	
DIV. I NON-CONF.	10- 2	33	0- 0	228	131	77	77	6	6	
TOTALS	RPI 1-25	RPI 26-50	W-L RECORDS	RPI 51-100	RPI 101-150	RPI 150+				
17- 8	1- 1	1- 4	OVERALL	3- 2	0- 0	12- 1				
13- 1	1- 0	1- 1	HOME	2- 0	0- 0	9- 0				
3- 6	0- 1	0- 2	AWAY	1- 2	0- 0	2- 1				
1- 1	0- 0	0- 1	NEUTRAL	0- 0	0- 0	1- 0				
10- 2	1- 0	0- 1	NON-CONFERENCE	0- 1	0- 0	9- 0				
7- 0	1- 0	0- 0	HOME	0- 0	0- 0	6- 0				
2- 1	0- 0	0- 0	AWAY	0- 1	0- 0	2- 0				
1- 1	0- 0	0- 1	NEUTRAL	0- 0	0- 0	1- 0				
7- 6	0- 1	1- 3	CONFERENCE	3- 1	0- 0	3- 1				
6- 1	0- 0	1- 1	HOME	2- 0	0- 0	3- 0				
1- 5	0- 1	0- 2	AWAY	1- 1	0- 0	0- 1				
0- 0	0- 0	0- 0	NEUTRAL	0- 0	0- 0	0- 0				

RPI 1-25				RPI 26-50				RPI 51-100				Team's RPI: 80	RPI 101+			
RPI	S	Opponent	Score	RPI	S	Opponent	Score	RPI	S	Opponent	Score		RPI	S	Opponent	Score
14	H	Tennessee	70 56	27	A	Ohio St.	72 87	51	A	Northwestern	74 58		155	H	Pittsburgh	91 62
17	A	Maryland	83 89	44	A	Indiana	66 72	62	H	Minnesota	77 66		160	H	Iona	80 67
				44	H	Indiana	70 89	68	A	Drexel	60 83		162	A	Boston College	60 56
				47	H	Iowa	71 58	98	A	Purdue	51 64		185	H	Illinois	82 66
				49	N	Georgetown	54 68	98	H	Purdue	79 73		188	H	American	70 65
													193	A	Rutgers	45 61
													200	H	Nebraska	86 69
													207	H	Wisconsin	76 46
													226	H	Akron	84 71
													254	H	Marshall	82 80
													258	N	Georgia St.	69 42
													316	H	Saint Peter's	106 50
													319	A	Holy Cross	84 48
LAST 12 Division I GAMES:																
				98	H	Purdue	79 73					200	H	Nebraska	86 69	
				62	H	Minnesota	77 66					207	H	Wisconsin	76 46	
				51	A	Northwestern	74 58					17	A	Maryland	83 89	
				27	A	Ohio St.	72 87					98	A	Purdue	51 64	
				185	H	Illinois	82 66					47	H	Iowa	71 58	
				44	A	Indiana	66 72					193	A	Rutgers	45 61	

Non-Div I Games:

Penn St.

Pepperdine

Through Games Of Feb. 12, 2017

Average RPI Win:	215	WON-LOST	WINNING	LAST 10	STRENGTH OF	OPP. STRENGTH	TEAM	ADJ.	CONF.	ADJ CONF.
Average RPI Loss:	182	RECORD	PCT. RANK	GAMES	SCHEDULE	OF SCHEDULE	RPI	RPI	RPI	RPI
DIV. I ONLY	7- 18	289	3- 7	219	219	293	293	14	14	
DIV. I NON-CONF.	2- 9	293	0- 0	248	332	321	321	13	13	
TOTALS	RPI 1-25	RPI 26-50	W-L RECORDS	RPI 51-100	RPI 101-150	RPI 150+				
7- 18	0- 1	0- 0	OVERALL	1- 4	0- 2	6- 11				
5- 7	0- 1	0- 0	HOME	1- 2	0- 2	4- 2				
2- 11	0- 0	0- 0	AWAY	0- 2	0- 0	2- 9				
0- 0	0- 0	0- 0	NEUTRAL	0- 0	0- 0	0- 0				
2- 9	0- 1	0- 0	NON-CONFERENCE	0- 1	0- 1	2- 6				
1- 4	0- 1	0- 0	HOME	0- 1	0- 1	1- 1				
1- 5	0- 0	0- 0	AWAY	0- 0	0- 0	1- 5				
0- 0	0- 0	0- 0	NEUTRAL	0- 0	0- 0	0- 0				
5- 9	0- 0	0- 0	CONFERENCE	1- 3	0- 1	4- 5				
4- 3	0- 0	0- 0	HOME	1- 1	0- 1	3- 1				
1- 6	0- 0	0- 0	AWAY	0- 2	0- 0	1- 4				
0- 0	0- 0	0- 0	NEUTRAL	0- 0	0- 0	0- 0				

RPI S	Opponent	Score	RPI S	Opponent	Score	RPI S	Opponent	Score	RPI S	Opponent	Score	Team's RPI: 293
9	H Duke	65 99				63	A Gonzaga	61 83	111	H Long Beach St.	41 44	
						63	H Gonzaga	79 69	123	H St. Mary's (CA)	60 81	
						83	H UNLV	61 68	153	A Santa Clara	40 61	
						92	A BYU	49 88	158	H San Francisco	81 59	
						92	H BYU	47 73	178	A New Mexico St.	66 75	
									212	A Loyola Marymount	60 72	
									216	A Pacific	79 80	
									216	H Pacific	59 58	
									232	A San Diego	55 42	
									232	H San Diego	57 40	
									243	A UC Santa Barbara	57 66	
									259	A Cal Poly	52 62	
									264	H CSU Bakersfield	62 57	
									268	A Portland	55 75	
									268	H Portland	61 71	
									283	H Nevada	60 69	
									295	A Denver	67 75	
									328	A Utah Valley	65 72	
									340	A Cal St. Fullerton	69 58	
LAST 12 Division I GAMES:												
232	H San Diego	57 40	123	H St. Mary's (CA)	60 81							
92	A BYU	49 88	92	H BYU	47 73							
216	A Pacific	79 80	153	A Santa Clara	40 61							
158	H San Francisco	81 59	216	H Pacific	59 58							
63	A Gonzaga	61 83	232	A San Diego	55 42							
268	A Portland	55 75	212	A Loyola Marymount	60 72							

Non-Div I Games:

Pepperdine

Loss, Non-Conf, S Site, H Home A Away N Neutral

Average RPI Win:	230	WON-LOST	WINNING	LAST 10	STRENGTH OF	OPP. STRENGTH	TEAM	ADJ.	CONF.	ADJ CONF.
Average RPI Loss:	53	RECORD	PCT. RANK	GAMES	SCHEDULE	OF SCHEDULE	RPI	RPI	RPI	RPI
DIV. I ONLY	11- 13	195	2- 8	66	68	155	155	3	3	
DIV. I NON-CONF.	8- 4	97	0- 0	271	261	187	187	4	4	
TOTALS	RPI 1-25	RPI 26-50	W-L RECORDS	RPI 51-100	RPI 101-150	RPI 150+				
11- 13	0- 5	0- 2	OVERALL	1- 3	2- 3	8- 0				
9- 5	0- 2	0- 0	HOME	1- 1	2- 2	6- 0				
0- 8	0- 3	0- 2	AWAY	0- 2	0- 1	0- 0				
2- 0	0- 0	0- 0	NEUTRAL	0- 0	0- 0	2- 0				
8- 4	0- 0	0- 0	NON-CONFERENCE	0- 2	1- 2	7- 0				
6- 2	0- 0	0- 0	HOME	0- 1	1- 1	5- 0				
0- 2	0- 0	0- 0	AWAY	0- 1	0- 1	0- 0				
2- 0	0- 0	0- 0	NEUTRAL	0- 0	0- 0	2- 0				
3- 9	0- 5	0- 2	CONFERENCE	1- 1	1- 1	1- 0				
3- 3	0- 2	0- 0	HOME	1- 0	1- 1	1- 0				
0- 6	0- 3	0- 2	AWAY	0- 1	0- 0	0- 0				
0- 0	0- 0	0- 0	NEUTRAL	0- 0	0- 0	0- 0				

RPI S Opponent	Score	RPI S Opponent	Score	RPI S Opponent	Score	RPI S Opponent	Score	Team's RPI: 155
2 A Notre Dame	54 86	30 A North Carolina St.	42 55	66 A Wake Forest	48 57	103 H Clemson	46 54	
9 A Duke	48 62	33 A Syracuse	65 93	70 H Virginia	62 54	104 H Charlotte	63 70	
13 A Louisville	52 73			80 A Penn St.	62 91	108 H North Carolina	68 48	
13 H Louisville	48 63			98 H Purdue	61 67	112 A Duquesne	54 63	
20 H Miami (FL)	50 82					127 H Cornell	56 44	
						162 H Boston College	56 43	
						260 H Loyola Maryland	74 44	
						267 N McNeese	71 65	
						291 N UTEP	71 46	
						301 H Bryant	76 60	
						306 H Mt. St. Mary's	89 54	
						313 H Youngstown St.	63 50	
						320 H Loyola Chicago	59 35	
LAST 12 Division I GAMES:								
9 A Duke	48 62	70 H Virginia	62 54					
103 H Clemson	46 54	108 H North Carolina	68 48					
66 A Wake Forest	48 57	2 A Notre Dame	54 86					
33 A Syracuse	65 93	13 A Louisville	52 73					
13 H Louisville	48 63	162 H Boston College	56 43					
30 A North Carolina St.	42 55	20 H Miami (FL)	50 82					

Non-Div I Games: Slippery Rock 94 48

Pittsburgh

Average RPI Win:	263	WON-LOST	WINNING	LAST 10	STRENGTH OF	OPP. STRENGTH	TEAM	ADJ.	CONF.	ADJ CONF.
Average RPI Loss:	123	RECORD	PCT. RANK	GAMES	SCHEDULE	OF SCHEDULE	RPI	RPI	RPI	RPI
DIV. I ONLY	4- 20	324	2- 8	81	133	268	268	14	14	
DIV. I NON-CONF.	1- 9	323	0- 0	22	86	226	226	13	13	
TOTALS	RPI 1-25	RPI 26-50	W-L RECORDS	RPI 51-100	RPI 101-150	RPI 150+				
4- 20	0- 2	0- 1	OVERALL	0- 6	0- 3	4- 8				
3- 8	0- 1	0- 0	HOME	0- 3	0- 1	3- 3				
1- 11	0- 1	0- 1	AWAY	0- 2	0- 2	1- 5				
0- 1	0- 0	0- 0	NEUTRAL	0- 1	0- 0	0- 0				
1- 9	0- 2	0- 1	NON-CONFERENCE	0- 3	0- 1	1- 2				
1- 2	0- 1	0- 0	HOME	0- 1	0- 0	1- 0				
0- 6	0- 1	0- 1	AWAY	0- 1	0- 1	0- 2				
0- 1	0- 0	0- 0	NEUTRAL	0- 1	0- 0	0- 0				
3- 11	0- 0	0- 0	CONFERENCE	0- 3	0- 2	3- 6				
2- 6	0- 0	0- 0	HOME	0- 2	0- 1	2- 3				
1- 5	0- 0	0- 0	AWAY	0- 1	0- 1	1- 3				
0- 0	0- 0	0- 0	NEUTRAL	0- 0	0- 0	0- 0				

RPI 1-25				RPI 26-50				RPI 51-100				RPI 101+ Team's RPI: 268			
RPI	S	Opponent	Score	RPI	S	Opponent	Score	RPI	S	Opponent	Score	RPI	S	Opponent	Score
6	H	Washington	53 83	36	A	Oregon	41 81	54	N	Southern California	54 67	102	A	UC Davis	52 66
10	A	Oregon St.	45 62					63	A	Gonzaga	55 67	123	A	St. Mary's (CA)	76 92
								63	H	Gonzaga	50 85	123	H	St. Mary's (CA)	65 75
								70	H	Montana St.	66 70	153	A	Santa Clara	56 68
								89	A	Boise St.	60 74	153	H	Santa Clara	44 56
								92	H	BYU	38 77	158	H	San Francisco	56 75
												212	A	Loyola Marymount	54 69
												212	H	Loyola Marymount	71 56
												214	A	Weber St.	37 76
												216	H	Pacific	74 84
												232	A	San Diego	40 57
												255	H	Portland St.	79 68
												283	A	Nevada	59 72
												293	A	Pepperdine	71 61
												293	H	Pepperdine	75 55
LAST 12 Division I GAMES:															
212	H	Loyola Marymount	71 56	63	H	Gonzaga	50 85								
123	H	St. Mary's (CA)	65 75	158	H	San Francisco	56 75								
92	H	BYU	38 77	212	A	Loyola Marymount	54 69								
153	A	Santa Clara	56 68	123	A	St. Mary's (CA)	76 92								
232	A	San Diego	40 57	63	A	Gonzaga	55 67								
293	H	Pepperdine	75 55	153	H	Santa Clara	44 56								

Non-Div I Games: Alas. Anchorage 66 57

Portland

Loss, Non-Conf, S Site, H Home A Away N Neutral

Average RPI Win:	295	WON-LOST	WINNING	LAST 10	STRENGTH OF	OPP. STRENGTH	TEAM	ADJ.	CONF.	ADJ CONF.
Average RPI Loss:	138	RECORD	PCT. RANK	GAMES	SCHEDULE	OF SCHEDULE	RPI	RPI	RPI	RPI
DIV. I ONLY	9- 14	230	4- 6	307	179	255	255	19	19	
DIV. I NON-CONF.	5- 6	186	0- 0	320	114	231	231	18	18	
TOTALS	RPI 1-25	RPI 26-50	W-L RECORDS	RPI 51-100	RPI 101-150	RPI 150+				
9- 14	0- 1	0- 1	OVERALL	0- 2	0- 5	9- 5				
4- 3	0- 0	0- 0	HOME	0- 0	0- 2	4- 1				
3- 9	0- 0	0- 0	AWAY	0- 0	0- 0	3- 1				
2- 2	0- 1	0- 1	NEUTRAL	0- 0	0- 0	2- 0				
5- 6	0- 1	0- 1	NON-CONFERENCE	0- 1	0- 1	5- 2				
2- 0	0- 0	0- 0	HOME	0- 0	0- 0	2- 0				
1- 4	0- 0	0- 0	AWAY	0- 1	0- 1	1- 2				
2- 2	0- 1	0- 1	NEUTRAL	0- 0	0- 0	2- 0				
4- 8	0- 0	0- 0	CONFERENCE	0- 1	0- 4	4- 3				
2- 3	0- 0	0- 0	HOME	0- 0	0- 2	2- 1				
2- 5	0- 0	0- 0	AWAY	0- 1	0- 2	2- 2				
0- 0	0- 0	0- 0	NEUTRAL	0- 0	0- 0	0- 0				

RPI 1-25			RPI 26-50			RPI 51-100			RPI 101+			Team's RPI: 255
RPI	S	Opponent	Score	RPI	S	Opponent	Score	RPI	S	Opponent	Score	
18	N	Oklahoma	60 74	36	N	Oregon	46 90	70	A	Montana St.	76 83	113 A Northern Colo. 62 91
								89	A	Boise St.	76 94	115 A Arizona 52 75
												124 H Idaho 66 72
												126 H Eastern Wash. 62 68
												135 A North Dakota 61 65
												166 A CSUN 72 99
												176 A Idaho St. 47 53
												214 A Weber St. 75 85
												225 A Seattle U 79 71
												268 A Portland 68 79
												278 N Kennesaw St. 71 61
												282 N Northern Ky. 77 54
												284 A Sacramento St. 88 86
												284 H Sacramento St. 68 77
												286 H Southern Utah 81 74
												305 H Northern Ariz. 56 55
												326 A Montana 64 44
												327 H UC Irvine 79 73
												340 H Cal St. Fullerton 81 73
LAST 12 Division I GAMES:												
214	A	Weber St.	75 85	326	A	Montana	64 44					
176	A	Idaho St.	47 53	286	H	Southern Utah	81 74					
126	H	Eastern Wash.	62 68	305	H	Northern Ariz.	56 55					
124	H	Idaho	66 72	284	A	Sacramento St.	88 86					
284	H	Sacramento St.	68 77	113	A	Northern Colo.	62 91					
70	A	Montana St.	76 83	135	A	North Dakota	61 65					

Non-Div I Games: Pacific Union 93 61

Portland St.

■ Loss,
■ Non-Conf,
■ S Site,
■ Home
■ A Away
N Neutral

Average RPI Win:	276	WON-LOST	WINNING	LAST 10	STRENGTH OF	OPP. STRENGTH	TEAM	ADJ.	CONF.	ADJ CONF.
Average RPI Loss:	189	RECORD	PCT. RANK	GAMES	SCHEDULE	OF SCHEDULE	RPI	RPI	RPI	RPI
DIV. I ONLY	8- 15	256	3- 7	244	336	296	296	30	30	
DIV. I NON-CONF.	5- 7	205	0- 1	96	270	160	160	30	30	
TOTALS	RPI 1-25	RPI 26-50	W-L RECORDS	RPI 51-100	RPI 101-150	RPI 150+				
8- 15	0- 2	0- 0	OVERALL	0- 3	0- 0	8- 10				
7- 2	0- 0	0- 0	HOME	0- 0	0- 0	7- 2				
0- 13	0- 0	0- 0	AWAY	0- 0	0- 0	0- 1				
1- 0	0- 0	0- 0	NEUTRAL	0- 0	0- 0	1- 0				
5- 7	0- 2	0- 0	NON-CONFERENCE	0- 3	0- 0	5- 2				
4- 0	0- 0	0- 0	HOME	0- 0	0- 0	4- 0				
0- 7	0- 2	0- 0	AWAY	0- 3	0- 0	0- 2				
1- 0	0- 0	0- 0	NEUTRAL	0- 0	0- 0	1- 0				
3- 8	0- 0	0- 0	CONFERENCE	0- 0	0- 0	3- 8				
3- 2	0- 0	0- 0	HOME	0- 0	0- 0	3- 2				
0- 6	0- 0	0- 0	AWAY	0- 0	0- 0	0- 6				
0- 0	0- 0	0- 0	NEUTRAL	0- 0	0- 0	0- 0				

RPI 1-25				RPI 26-50				RPI 51-100				RPI 101+ Team's RPI: 296			
RPI	S	Opponent	Score	RPI	S	Opponent	Score	RPI	S	Opponent	Score	RPI	S	Opponent	Score
16	A	Texas A&M	62 90					85	A	Texas Tech	43 85	174	H	Texas St.	64 60
19	A	DePaul	62 94					87	A	SMU	54 61	187	A	Rice	57 68
								96	A	SFA	64 88	203	A	Texas Southern	51 73
												203	H	Texas Southern	62 70
												217	H	Alabama St.	61 75
												218	H	Grambling	51 49
												233	H	Bethune-Cookman	66 64
												247	A	Southern U.	72 86
												254	N	Marshall	78 68
												260	A	UTRGV	74 82
												279	A	Ark.-Pine Bluff	47 64
												290	A	Alcorn	55 62
												298	H	Nicholls St.	69 67
												299	A	Mississippi Val.	55 64
												337	H	Sam Houston St.	75 65
												346	A	Jackson St.	60 74
												346	H	Jackson St.	73 63
												349	H	Alabama A&M	71 47
LAST 12 Division I GAMES:															
346	A	Jackson St.	60 74	218	H	Grambling	51 49								
203	A	Texas Southern	51 73	346	H	Jackson St.	73 63								
217	H	Alabama St.	61 75	203	H	Texas Southern	62 70								
349	H	Alabama A&M	71 47	290	A	Alcorn	55 62								
279	A	Ark.-Pine Bluff	47 64	247	A	Southern U.	72 86								
299	A	Mississippi Val.	55 64	16	A	Texas A&M	62 90								

Non-Div I Games:

Presbyterian

Through Games Of Feb. 12, 2017

Average RPI Win:	268	WON-LOST	WINNING	LAST 10	STRENGTH OF	OPP. STRENGTH	TEAM	ADJ.	CONF.	ADJ CONF.
Average RPI Loss:	165	RECORD	PCT. RANK	GAMES	SCHEDULE	OF SCHEDULE	RPI	RPI	RPI	RPI
DIV. I ONLY	9- 14	230	5- 5	203	308	223	223	28	28	
DIV. I NON-CONF.	2- 9	293	0- 0	83	258	220	220	28	28	
TOTALS	RPI 1-25	RPI 26-50	W-L RECORDS	RPI 51-100	RPI 101-150	RPI 150+				
9- 14	0- 0	0- 1	OVERALL	0- 4	1- 2	8- 7				
4- 5	0- 0	0- 0	HOME	0- 2	1- 0	3- 3				
5- 8	0- 0	0- 1	AWAY	0- 2	0- 2	5- 3				
0- 1	0- 0	0- 0	NEUTRAL	0- 0	0- 0	0- 1				
2- 9	0- 0	0- 1	NON-CONFERENCE	0- 4	0- 2	2- 2				
0- 3	0- 0	0- 0	HOME	0- 2	0- 0	0- 1				
2- 5	0- 0	0- 1	AWAY	0- 2	0- 2	2- 0				
0- 1	0- 0	0- 0	NEUTRAL	0- 0	0- 0	0- 1				
7- 5	0- 0	0- 0	CONFERENCE	0- 0	1- 0	6- 5				
4- 2	0- 0	0- 0	HOME	0- 0	1- 0	3- 2				
3- 3	0- 0	0- 0	AWAY	0- 0	0- 0	3- 3				
0- 0	0- 0	0- 0	NEUTRAL	0- 0	0- 0	0- 0				

RPI S	Opponent	Score	RPI S	Opponent	Score	RPI S	Opponent	Score	RPI S	Opponent	Score	Team's RPI: 223
			44 A	Indiana	37 71	59 A	Virginia Tech	36 67	104 A	Charlotte	63 71	
						63 A	Gonzaga	39 79	137 H	Radford	58 54	
						75 H	Belmont	58 83	144 A	East Carolina	46 54	
						77 H	Chattanooga	48 56	203 N	Texas Southern	62 74	
									208 H	Campbell	39 49	
									224 A	UNCG	69 62	
									234 A	UNC Asheville	52 47	
									234 H	UNC Asheville	60 67	
									248 A	Liberty	60 68	
									248 H	Liberty	56 55	
									250 A	Charleston So.	34 52	
									250 H	Charleston So.	50 48	
									271 A	High Point	60 87	
									307 A	Gardner-Webb	56 55	
									323 H	USC Upstate	48 55	
									329 A	Winthrop	78 39	
									336 H	Longwood	65 55	
									343 A	N.C. Central	72 63	
LAST 12 Division I GAMES:												
			248 H	Liberty	56 55	329 A	Winthrop	78 39				
			234 A	UNC Asheville	52 47	250 H	Charleston So.	50 48				
			250 A	Charleston So.	34 52	208 H	Campbell	39 49				
			137 H	Radford	58 54	248 A	Liberty	60 68				
			271 A	High Point	60 87	307 A	Gardner-Webb	56 55				
			234 H	UNC Asheville	60 67	336 H	Longwood	65 55				

Non-Div I Games:

Presbyterian

Loss, Non-Conf, S Site, H Home A Away N Neutral

Average RPI Win:	206	WON-LOST	WINNING	LAST 10	STRENGTH OF	OPP. STRENGTH	TEAM	ADJ.	CONF.	ADJ CONF.
Average RPI Loss:	85	RECORD	PCT. RANK	GAMES	SCHEDULE	OF SCHEDULE	RPI	RPI	RPI	RPI
DIV. I ONLY	11- 9	143	7- 3	121	106	136	136	9	9	
DIV. I NON-CONF.	6- 7	182	2- 3	223	61	191	191	9	9	
TOTALS	RPI 1-25	RPI 26-50	W-L RECORDS	RPI 51-100	RPI 101-150	RPI 150+				
11- 9	0- 1	1- 2	OVERALL	0- 2	2- 4	8- 0				
7- 4	0- 0	1- 0	HOME	0- 2	1- 2	5- 0				
4- 5	0- 1	0- 2	AWAY	0- 0	1- 2	3- 0				
0- 0	0- 0	0- 0	NEUTRAL	0- 0	0- 0	0- 0				
6- 7	0- 1	0- 2	NON-CONFERENCE	0- 1	0- 3	6- 0				
4- 2	0- 0	0- 0	HOME	0- 1	0- 1	4- 0				
2- 5	0- 1	0- 2	AWAY	0- 0	0- 2	2- 0				
0- 0	0- 0	0- 0	NEUTRAL	0- 0	0- 0	0- 0				
5- 2	0- 0	1- 0	CONFERENCE	0- 1	2- 1	2- 0				
3- 2	0- 0	1- 0	HOME	0- 1	1- 1	1- 0				
2- 0	0- 0	0- 0	AWAY	0- 0	1- 0	1- 0				
0- 0	0- 0	0- 0	NEUTRAL	0- 0	0- 0	0- 0				

RPI 1-25				RPI 26-50				RPI 51-100				RPI 101+ Team's RPI: 136			
RPI	S	Opponent	Score	RPI	S	Opponent	Score	RPI	S	Opponent	Score	RPI	S	Opponent	Score
21	A	Kansas St.	42 60	28	H	Harvard	63 58	57	H	Dayton	56 62	116	A	Fordham	55 57
				45	A	Georgia Tech	51 67	93	H	Penn	57 62	117	A	Delaware	62 66
				48	A	George Washington	45 56					118	H	Rider	62 70
												127	A	Cornell	58 54
												143	H	Yale	74 62
												148	H	Brown	88 98
												175	A	Columbia	62 52
												193	H	Rutgers	64 34
												196	H	Seton Hall	94 67
												210	A	UMBC	69 58
												231	H	Dartmouth	85 55
												303	A	Lipscomb	71 43
												317	H	Lafayette	65 27
												339	H	Wagner	107 44
LAST 12 Division I GAMES:															
175	A	Columbia	62 52	93	H	Penn	57 62	303	A	Lipscomb	71 43				
127	A	Cornell	58 54	45	A	Georgia Tech	51 67	339	H	Wagner	107 44				
28	H	Harvard	63 58	21	A	Kansas St.	42 60								
231	H	Dartmouth	85 55	116	A	Fordham	55 57								
143	H	Yale	74 62												
148	H	Brown	88 98												

Non-Div I Games:

Princeton

■ Loss,
■ Non-Conf, S Site,
■ Home
■ Away
N Neutral

Providence

Through Games Of Feb. 12, 2017

Average RPI Win:	213	WON-LOST	WINNING	LAST 10	STRENGTH OF	OPP. STRENGTH	TEAM	ADJ.	CONF.	ADJ CONF.
Average RPI Loss:	84	RECORD	PCT. RANK	GAMES	SCHEDULE	OF SCHEDULE	RPI	RPI	RPI	RPI
DIV. I ONLY	10- 15	226	1- 9	112	77	168	168	7	7	
DIV. I NON-CONF.	8- 3	67	0- 0	288	262	106	106	7	7	
TOTALS	RPI 1-25	RPI 26-50	W-L RECORDS	RPI 51-100	RPI 101-150	RPI 150+				
10- 15	0- 4	1- 5	OVERALL	0- 1	0- 1	9- 4				
5- 5	0- 2	1- 2	HOME	0- 0	0- 0	4- 1				
3- 10	0- 2	0- 3	AWAY	0- 1	0- 1	3- 3				
2- 0	0- 0	0- 0	NEUTRAL	0- 0	0- 0	2- 0				
8- 3	0- 0	0- 0	NON-CONFERENCE	0- 0	0- 1	8- 2				
3- 0	0- 0	0- 0	HOME	0- 0	0- 0	3- 0				
3- 3	0- 0	0- 0	AWAY	0- 0	0- 1	3- 2				
2- 0	0- 0	0- 0	NEUTRAL	0- 0	0- 0	2- 0				
2- 12	0- 4	1- 5	CONFERENCE	0- 1	0- 0	1- 2				
2- 5	0- 2	1- 2	HOME	0- 0	0- 0	1- 1				
0- 7	0- 2	0- 3	AWAY	0- 1	0- 0	0- 1				
0- 0	0- 0	0- 0	NEUTRAL	0- 0	0- 0	0- 0				

RPI 1-25				RPI 26-50				RPI 51-100				RPI 101+ Team's RPI: 168			
RPI	S	Opponent	Score	RPI	S	Opponent	Score	RPI	S	Opponent	Score	RPI	S	Opponent	Score
19	A	DePaul	56 61	42	A	Marquette	74 79	73	A	St. John's (NY)	50 60	148	A	Brown	70 77
19	H	DePaul	55 64	42	H	Marquette	66 64					162	A	Boston College	53 57
22	A	Creighton	57 88	49	A	Georgetown	70 72					175	A	Columbia	64 66
22	H	Creighton	51 58	49	H	Georgetown	39 71					181	H	Xavier	51 54
				50	A	Villanova	43 61					182	A	Hartford	77 65
				50	H	Villanova	59 64					196	A	Seton Hall	43 55
												198	H	Binghamton	71 58
												206	A	UNCW	65 49
												209	A	Monmouth	62 58
												213	N	Miami (OH)	75 59
												236	H	Butler	68 51
												246	H	Colgate	92 85
												297	H	North Dakota St.	86 63
												301	N	Bryant	62 51
LAST 12 Division I GAMES:															
22	A	Creighton	57 88	196	A	Seton Hall	43 55								
50	A	Villanova	43 61	22	H	Creighton	51 58								
49	A	Georgetown	70 72	49	H	Georgetown	39 71								
19	H	DePaul	55 64	50	H	Villanova	59 64								
42	H	Marquette	66 64	42	A	Marquette	74 79								
73	A	St. John's (NY)	50 60	19	A	DePaul	56 61								

Non-Div I Games:

Providence

Loss, Non-Conf, S Site, H Home A Away N Neutral

Average RPI Win: 182		WON-LOST	WINNING	LAST 10	STRENGTH OF	OPP. STRENGTH	TEAM	ADJ.	CONF.	ADJ CONF.
Average RPI Loss: 61		RECORD	PCT. RANK	GAMES	SCHEDULE	OF SCHEDULE	RPI	RPI	RPI	RPI
DIV. I ONLY		15- 11	130	5- 5	67	79	98	98	6	6
DIV. I NON-CONF.		9- 5	112	0- 0	187	143	135	135	6	6
TOTALS		RPI 1-25	RPI 26-50	W-L RECORDS	RPI 51-100	RPI 101-150	RPI 150+			
15- 11	0- 2		0- 4	OVERALL	4- 3	1- 1	10- 1			
8- 5	0- 1		0- 2	HOME	3- 1	0- 0	5- 1			
5- 4	0- 0		0- 1	AWAY	1- 2	1- 1	3- 0			
2- 2	0- 1		0- 1	NEUTRAL	0- 0	0- 0	2- 0			
9- 5	0- 1		0- 1	NON-CONFERENCE	1- 1	1- 1	7- 1			
5- 2	0- 0		0- 0	HOME	1- 1	0- 0	4- 1			
2- 1	0- 0		0- 0	AWAY	0- 0	1- 1	1- 0			
2- 2	0- 1		0- 1	NEUTRAL	0- 0	0- 0	2- 0			
6- 6	0- 1		0- 3	CONFERENCE	3- 2	0- 0	3- 0			
3- 3	0- 1		0- 2	HOME	2- 0	0- 0	1- 0			
3- 3	0- 0		0- 1	AWAY	1- 2	0- 0	2- 0			
0- 0	0- 0		0- 0	NEUTRAL	0- 0	0- 0	0- 0			

RPI 1-25				RPI 26-50				RPI 51-100				Team's RPI: 98				RPI 101+			
RPI	S	Opponent	Score	RPI	S	Opponent	Score	RPI	S	Opponent	Score			RPI	S	Opponent	Score		
11	N	Stanford	69 78	27	H	Ohio St.	56 61	51	A	Northwestern	60 76			129	A	Maine	47 67		
17	H	Maryland	70 85	31	H	Michigan	62 72	53	A	Michigan St.	76 66			146	A	Ball St.	58 42		
				44	A	Indiana	60 74	53	H	Michigan St.	66 54			155	A	Pittsburgh	67 61		
				50	N	Villanova	44 58	60	H	Central Mich.	62 51			167	H	Southern Ill.	61 64		
								61	H	IUPUI	62 67			180	N	Northeastern	79 54		
								80	A	Penn St.	73 79			185	A	Illinois	72 64		
								80	H	Penn St.	64 51			200	H	Nebraska	88 45		
														205	N	Wichita St.	86 49		
														207	A	Wisconsin	79 57		
														246	H	Colgate	71 51		
														289	H	Eastern Mich.	77 50		
														323	H	USC Upstate	71 41		
														343	H	N.C. Central	61 27		
LAST 12 Division I GAMES:																			
				80	A	Penn St.	73 79	44	A	Indiana	60 74								
				31	H	Michigan	62 72	27	H	Ohio St.	56 61								
				185	A	Illinois	72 64	207	A	Wisconsin	79 57								
				17	H	Maryland	70 85	80	H	Penn St.	64 51								
				200	H	Nebraska	88 45	53	H	Michigan St.	66 54								
				53	A	Michigan St.	76 66	51	A	Northwestern	60 76								

Non-Div I Games:

Purdue

Loss, Non-Conf, S Site, H Home A Away N Neutral

Average RPI Win: 199		WON-LOST	WINNING	LAST 10	STRENGTH OF	OPP. STRENGTH	TEAM	ADJ.	CONF.	ADJ CONF.
Average RPI Loss: 104		RECORD	PCT. RANK	GAMES	SCHEDULE	OF SCHEDULE	RPI	RPI	RPI	RPI
DIV. I ONLY		20- 6	34	7- 3	116	187	46	46	18	18
DIV. I NON-CONF.		7- 3	83	0- 0	12	141	18	18	17	17
TOTALS		RPI 1-25	RPI 26-50	W-L RECORDS	RPI 51-100	RPI 101-150	RPI 150+			
20- 6	0- 2		0- 0	OVERALL	2- 1	3- 0	15- 3			
10- 1	0- 0		0- 0	HOME	1- 1	1- 0	8- 0			
8- 4	0- 0		0- 0	AWAY	1- 0	1- 0	6- 1			
2- 1	0- 1		0- 0	NEUTRAL	0- 0	1- 0	1- 0			
7- 3	0- 2		0- 0	NON-CONFERENCE	2- 1	1- 0	4- 0			
2- 1	0- 0		0- 0	HOME	1- 1	0- 0	1- 0			
3- 1	0- 1		0- 0	AWAY	1- 0	0- 0	2- 0			
2- 1	0- 1		0- 0	NEUTRAL	0- 0	1- 0	1- 0			
13- 3	0- 0		0- 0	CONFERENCE	0- 0	2- 0	11- 3			
8- 0	0- 0		0- 0	HOME	0- 0	1- 0	7- 0			
5- 3	0- 0		0- 0	AWAY	0- 0	1- 0	4- 3			
0- 0	0- 0		0- 0	NEUTRAL	0- 0	0- 0	0- 0			

[illegible]

Non-Div I Games:

Quinnipiac

■ Loss, ■ Non-Conf, S Site, H Home A Away N Neutral

Average RPI Win: 255	WON-LOST	WINNING	LAST 10	STRENGTH OF	OPP. STRENGTH	TEAM	ADJ.	CONF.	ADJ CONF.
Average RPI Loss: 162	RECORD	PCT. RANK	GAMES	SCHEDULE	OF SCHEDULE	RPI	RPI	RPI	RPI
DIV. I ONLY	15- 6	63	7- 3	325	211	137	137	28	28
DIV. I NON-CONF.	6- 3	97	0- 0	256	42	87	87	28	28
TOTALS	RPI 1-25	RPI 26-50	W-L RECORDS	RPI 51-100	RPI 101-150	RPI 150+			
15- 6	0- 1	0- 0	OVERALL	1- 1	0- 0	14- 4			
8- 0	0- 0	0- 0	HOME	0- 0	0- 0	8- 0			
7- 6	0- 0	0- 0	AWAY	1- 1	0- 0	6- 0			
0- 0	0- 0	0- 0	NEUTRAL	0- 0	0- 0	0- 0			
6- 3	0- 1	0- 0	NON-CONFERENCE	1- 1	0- 0	5- 1			
2- 0	0- 0	0- 0	HOME	0- 0	0- 0	2- 0			
4- 3	0- 1	0- 0	AWAY	1- 1	0- 0	3- 1			
0- 0	0- 0	0- 0	NEUTRAL	0- 0	0- 0	0- 0			
9- 3	0- 0	0- 0	CONFERENCE	0- 0	0- 0	9- 3			
6- 0	0- 0	0- 0	HOME	0- 0	0- 0	6- 0			
3- 3	0- 0	0- 0	AWAY	0- 0	0- 0	3- 3			
0- 0	0- 0	0- 0	NEUTRAL	0- 0	0- 0	0- 0			

RPI 1-25				RPI 26-50				RPI 51-100				RPI 101+ Team's RPI: 137			
RPI	S	Opponent	Score	RPI	S	Opponent	Score	RPI	S	Opponent	Score	RPI	S	Opponent	Score
15	A	Kentucky	36 59					59	A	Virginia Tech	52 71	179	A	George Mason	56 70
								66	A	Wake Forest	68 60	195	A	Appalachian St.	57 54
												208	A	Campbell	61 42
												223	A	Presbyterian	54 58
												224	A	UNCG	70 54
												234	A	UNC Asheville	64 62
												248	A	Liberty	48 49
												248	H	Liberty	76 68
												250	A	Charleston So.	45 57
												250	H	Charleston So.	67 59
												257	H	Tennessee Tech	79 46
												271	H	High Point	59 56
												287	A	Davidson	44 40
												288	H	Western Caro.	67 39
												307	H	Gardner-Webb	67 57
												329	A	Winthrop	60 50
												329	H	Winthrop	74 49
												336	H	Longwood	73 55
LAST 12 Division I GAMES:															
250	H	Charleston So.	67 59	250	A	Charleston So.	45 57								
248	A	Liberty	48 49	271	H	High Point	59 56								
329	H	Winthrop	74 49	336	H	Longwood	73 55								
223	A	Presbyterian	54 58	208	A	Campbell	61 42								
234	A	UNC Asheville	64 62	329	A	Winthrop	60 50								
248	H	Liberty	76 68	307	H	Gardner-Webb	67 57								

Non-Div I Games: Concord 78 51 Davis & Elkins 67 57

Radford

Loss, Non-Conf, S Site, H Home A Away N Neutral

Rhode Island

Through Games Of Feb. 12, 2017

Average RPI Win:	250	WON-LOST	WINNING	LAST 10	STRENGTH OF	OPP. STRENGTH	TEAM	ADJ.	CONF.	ADJ CONF.
Average RPI Loss:	155	RECORD	PCT. RANK	GAMES	SCHEDULE	OF SCHEDULE	RPI	RPI	RPI	RPI
DIV. I ONLY	4- 21	327	0- 10	185	171	309	309	12	12	
DIV. I NON-CONF.	4- 8	230	0- 0	211	203	245	245	12	12	
TOTALS	RPI 1-25	RPI 26-50	W-L RECORDS	RPI 51-100	RPI 101-150	RPI 150+				
4- 21	0- 0	0- 2	OVERALL	0- 4	0- 6	4- 9				
2- 9	0- 0	0- 1	HOME	0- 2	0- 3	2- 3				
2- 11	0- 0	0- 1	AWAY	0- 2	0- 3	2- 5				
0- 1	0- 0	0- 0	NEUTRAL	0- 0	0- 0	0- 1				
4- 8	0- 0	0- 1	NON-CONFERENCE	0- 3	0- 2	4- 2				
2- 3	0- 0	0- 0	HOME	0- 2	0- 0	2- 1				
2- 4	0- 0	0- 1	AWAY	0- 1	0- 2	2- 0				
0- 1	0- 0	0- 0	NEUTRAL	0- 0	0- 0	0- 1				
0- 13	0- 0	0- 1	CONFERENCE	0- 1	0- 4	0- 7				
0- 6	0- 0	0- 1	HOME	0- 0	0- 3	0- 2				
0- 7	0- 0	0- 0	AWAY	0- 1	0- 1	0- 5				
0- 0	0- 0	0- 0	NEUTRAL	0- 0	0- 0	0- 0				

RPI	S	Opponent	Score	RPI	S	Opponent	Score	RPI	S	Opponent	Score	RPI	S	Opponent	Score	Team's RPI: 309
33	A	Syracuse	49	95	53	H	Michigan St.	48	85	104	H	Saint Joseph's	49	75		
48	H	George Washington	44	72	57	A	Dayton	51	81	114	H	Saint Louis	50	68		
					84	A	Toledo	50	65	116	H	Fordham	69	74		
					93	H	Penn	43	75	134	A	VCU	57	68		
										147	A	Kansas	36	72		
										148	A	Brown	65	76		
										164	A	La Salle	51	70		
										164	H	La Salle	49	58		
										169	A	Fairfield	72	65		
										227	A	St. Bonaventure	69	78		
										229	A	Richmond	51	67		
										229	H	Richmond	53	58		
										231	H	Dartmouth	52	62		
										239	H	Samford	78	63		
										253	H	Marist	82	61		
										287	A	Davidson	64	74		
										294	A	Massachusetts	67	68		
										301	N	Bryant	56	62		
										338	A	UMass Lowell	64	57		
LAST 12 Division I GAMES:																
287	A	Davidson	64	74	114	H	Saint Louis	50	68							
48	H	George Washington	44	72	134	A	VCU	57	68							
229	A	Richmond	51	67	229	H	Richmond	53	58							
164	H	La Salle	49	58	164	A	La Salle	51	70							
57	A	Dayton	51	81	294	A	Massachusetts	67	68							
104	H	Saint Joseph's	49	75	116	H	Fordham	69	74							

Non-Div I Games:

Rhode Island

■ Loss,
 ■ Non-Conf,
 ■ S Site,
 ■ H Home
 ■ A Away
 N Neutral

Average RPI Win:	261	WON-LOST	WINNING	LAST 10	STRENGTH OF	OPP. STRENGTH	TEAM	ADJ.	CONF.	ADJ CONF.
Average RPI Loss:	120	RECORD	PCT. RANK	GAMES	SCHEDULE	OF SCHEDULE	RPI	RPI	RPI	RPI
DIV. I ONLY	13- 9	123	5- 5	293	195	187	187	15	15	
DIV. I NON-CONF.	8- 2	49	0- 0	337	317	143	143	16	16	
TOTALS	RPI 1-25	RPI 26-50	W-L RECORDS	RPI 51-100	RPI 101-150	RPI 150+				
13- 9	0- 1	0- 0	OVERALL	0- 2	2- 3	11- 3				
7- 4	0- 0	0- 0	HOME	0- 0	1- 2	6- 2				
6- 5	0- 1	0- 0	AWAY	0- 2	1- 1	5- 1				
0- 0	0- 0	0- 0	NEUTRAL	0- 0	0- 0	0- 0				
8- 2	0- 1	0- 0	NON-CONFERENCE	0- 1	0- 0	8- 0				
4- 0	0- 0	0- 0	HOME	0- 0	0- 0	4- 0				
4- 2	0- 1	0- 0	AWAY	0- 1	0- 0	4- 0				
0- 0	0- 0	0- 0	NEUTRAL	0- 0	0- 0	0- 0				
5- 7	0- 0	0- 0	CONFERENCE	0- 1	2- 3	3- 3				
3- 4	0- 0	0- 0	HOME	0- 0	1- 2	2- 2				
2- 3	0- 0	0- 0	AWAY	0- 1	1- 1	1- 1				
0- 0	0- 0	0- 0	NEUTRAL	0- 0	0- 0	0- 0				

RPI 1-25				RPI 26-50				RPI 51-100				RPI 101+ Team's RPI: 187			
RPI	S	Opponent	Score	RPI	S	Opponent	Score	RPI	S	Opponent	Score	RPI	S	Opponent	Score
24	A	LSU	55 66					64	A	Middle Tenn.	61 71	104	A	Charlotte	55 52
								78	A	Oklahoma St.	51 65	104	H	Charlotte	51 69
												120	H	Southern Miss.	76 68
												132	A	Old Dominion	66 81
												132	H	Old Dominion	47 59
												156	H	Louisiana Tech	67 70
												184	A	UAB	61 62
												202	A	North Texas	51 49
												202	H	North Texas	69 77
												203	A	Texas Southern	52 49
												222	H	Grand Canyon	64 50
												280	H	FIU	74 55
												285	H	A&M-Corpus Christi	70 36
												296	H	Prairie View	68 57
												330	H	Fla. Atlantic	89 55
												332	A	La.-Monroe	93 50
												334	A	Incarinate Word	60 43
												337	H	Sam Houston St.	77 51
												345	A	Houston Baptist	79 53
LAST 12 Division I GAMES:															
330	H	Fla. Atlantic	89 55	156	H	Louisiana Tech	67 70								
280	H	FIU	74 55	202	A	North Texas	51 49								
202	H	North Texas	69 77	184	A	UAB	61 62								
104	A	Charlotte	55 52	64	A	Middle Tenn.	61 71								
132	A	Old Dominion	66 81	104	H	Charlotte	51 69								
120	H	Southern Miss.	76 68	132	H	Old Dominion	47 59								

Non-Div I Games: Huston-Tillotson 96 62

Rice

■ Loss,
 ■ Non-Conf, S Site,
 ■ Home
 ■ Away
 N Neutral

Average RPI Win:	260	WON-LOST	WINNING	LAST 10	STRENGTH OF	OPP. STRENGTH	TEAM	ADJ.	CONF.	ADJ CONF.
Average RPI Loss:	133	RECORD	PCT. RANK	GAMES	SCHEDULE	OF SCHEDULE	RPI	RPI	RPI	RPI
DIV. I ONLY	12- 14	193	4- 6	284	165	229	229	12	12	
DIV. I NON-CONF.	6- 7	182	0- 0	275	295	249	249	12	12	
TOTALS	RPI 1-25	RPI 26-50	W-L RECORDS	RPI 51-100	RPI 101-150	RPI 150+				
12- 14	0- 0	0- 0	OVERALL	0- 3	1- 6	11- 5				
5- 7	0- 0	0- 0	HOME	0- 2	1- 2	4- 3				
5- 6	0- 0	0- 0	AWAY	0- 1	0- 4	5- 1				
2- 1	0- 0	0- 0	NEUTRAL	0- 0	0- 0	2- 1				
6- 7	0- 0	0- 0	NON-CONFERENCE	0- 2	0- 2	6- 3				
2- 4	0- 0	0- 0	HOME	0- 2	0- 1	2- 1				
2- 2	0- 0	0- 0	AWAY	0- 0	0- 1	2- 1				
2- 1	0- 0	0- 0	NEUTRAL	0- 0	0- 0	2- 1				
6- 7	0- 0	0- 0	CONFERENCE	0- 1	1- 4	5- 2				
3- 3	0- 0	0- 0	HOME	0- 0	1- 1	2- 2				
3- 4	0- 0	0- 0	AWAY	0- 1	0- 3	3- 0				
0- 0	0- 0	0- 0	NEUTRAL	0- 0	0- 0	0- 0				

RPI 1-25			RPI 26-50			RPI 51-100			RPI 101+ Team's RPI: 229		
RPI	S	Opponent	Score	RPI	S	Opponent	Score	RPI	S	Opponent	Score
								57	A	Dayton	39 55
								70	H	Virginia	56 63
								93	H	Penn	44 47
								104	H	Saint Joseph's	70 52
								112	A	Duquesne	61 73
								116	A	Fordham	41 67
								128	A	William & Mary	39 67
								134	A	VCU	55 62
								134	H	VCU	55 57
								144	H	East Carolina	60 71
								164	H	La Salle	58 63
								170	A	Hampton	45 72
								175	H	Columbia	58 65
								179	A	George Mason	70 58
								179	H	George Mason	50 54
								186	N	Cleveland St.	65 69
								195	H	Appalachian St.	55 46
								227	H	St. Bonaventure	61 54
								241	A	Furman	54 48
								248	N	Liberty	63 54
								287	A	Davidson	61 52
								309	A	Rhode Island	58 53
								309	H	Rhode Island	67 51
								330	A	Fla. Atlantic	77 67
								341	N	Florida A&M	64 51
								348	H	Morgan St.	54 37
LAST 12 Division I GAMES:											
179	A	George Mason	70 58	179	H	George Mason	50 54				
57	A	Dayton	39 55	164	H	La Salle	58 63				
309	H	Rhode Island	67 51	309	A	Rhode Island	58 53				
134	H	VCU	55 57	116	A	Fordham	41 67				
287	A	Davidson	61 52	227	H	St. Bonaventure	61 54				
112	A	Duquesne	61 73	134	A	VCU	55 62				

Non-Div I Games:

Richmond

■ Loss,
 ■ Non-Conf,
 ■ S Site,
 ■ H Home
 ■ A Away
 N Neutral

Average RPI Win:	237	WON-LOST	WINNING	LAST 10	STRENGTH OF	OPP. STRENGTH	TEAM	ADJ.	CONF.	ADJ CONF.
Average RPI Loss:	136	RECORD	PCT. RANK	GAMES	SCHEDULE	OF SCHEDULE	RPI	RPI	RPI	RPI
DIV. I ONLY	19- 6	38	8- 2	298	191	118	118	18	18	
DIV. I NON-CONF.	6- 3	97	0- 0	317	235	154	154	17	17	
TOTALS	RPI 1-25	RPI 26-50	W-L RECORDS	RPI 51-100	RPI 101-150	RPI 150+				
19- 6	0- 0	0- 2	OVERALL	0- 0	1- 1	18- 3				
8- 2	0- 0	0- 1	HOME	0- 0	0- 0	8- 1				
11- 3	0- 0	0- 1	AWAY	0- 0	1- 1	10- 1				
0- 1	0- 0	0- 0	NEUTRAL	0- 0	0- 0	0- 1				
6- 3	0- 0	0- 0	NON-CONFERENCE	0- 0	1- 1	5- 2				
3- 0	0- 0	0- 0	HOME	0- 0	0- 0	3- 0				
3- 2	0- 0	0- 0	AWAY	0- 0	1- 1	2- 1				
0- 1	0- 0	0- 0	NEUTRAL	0- 0	0- 0	0- 1				
13- 3	0- 0	0- 2	CONFERENCE	0- 0	0- 0	13- 1				
5- 2	0- 0	0- 1	HOME	0- 0	0- 0	5- 1				
8- 1	0- 0	0- 1	AWAY	0- 0	0- 0	8- 0				
0- 0	0- 0	0- 0	NEUTRAL	0- 0	0- 0	0- 0				

RPI S	Opponent	Score	RPI S	Opponent	Score	RPI S	Opponent	Score	RPI S	Opponent	Score	Team's RPI: 118
46	A Quinnipiac	53 79	46	H Quinnipiac	79 91				130	A UCF	30 49	
									136	A Princeton	70 62	
									160	A Iona	52 36	
									160	H Iona	85 65	
									164	H La Salle	74 61	
									169	H Fairfield	67 68	
									191	A Towson	79 75	
									194	A Siena	62 61	
									194	H Siena	72 70	
									196	A Seton Hall	81 89	
									209	A Monmouth	71 69	
									220	A Niagara	78 58	
									227	N St. Bonaventure	47 60	
									245	A Canisius	71 70	
									245	H Canisius	61 50	
									253	A Marist	69 56	
									281	A Manhattan	53 36	
									281	H Manhattan	73 64	
									302	A Lehigh	75 68	
									316	A Saint Peter's	56 43	
									316	H Saint Peter's	47 46	
									317	H Lafayette	76 58	
									321	H St. Francis Brooklyn	77 60	
LAST 12 Division I GAMES:												
245	H Canisius	61 50	46	A Quinnipiac	53 79							
160	A Iona	52 36	316	A Saint Peter's	56 43							
194	H Siena	72 70	169	H Fairfield	67 68							
209	A Monmouth	71 69	253	A Marist	69 56							
316	H Saint Peter's	47 46	194	A Siena	62 61							
281	H Manhattan	73 64	281	A Manhattan	53 36							

Non-Div I Games:

Rider

■ Loss,
 ■ Non-Conf,
 S Site,
 ■ Home
 ■ Away
 N Neutral

Average RPI Win:	297	WON-LOST	WINNING	LAST 10	STRENGTH OF	OPP. STRENGTH	TEAM	ADJ.	CONF.	ADJ CONF.
Average RPI Loss:	181	RECORD	PCT. RANK	GAMES	SCHEDULE	OF SCHEDULE	RPI	RPI	RPI	RPI
DIV. I ONLY	14- 9	110	9- 1	340	316	219	219	31	31	
DIV. I NON-CONF.	4- 6	209	0- 0	284	184	213	213	32	32	
TOTALS	RPI 1-25	RPI 26-50	W-L RECORDS	RPI 51-100	RPI 101-150	RPI 150+				
14- 9	0- 0	0- 1	OVERALL	0- 0	1- 3	13- 5				
5- 3	0- 0	0- 0	HOME	0- 0	0- 0	5- 3				
9- 5	0- 0	0- 1	AWAY	0- 0	1- 2	8- 2				
0- 1	0- 0	0- 0	NEUTRAL	0- 0	0- 1	0- 0				
4- 6	0- 0	0- 1	NON-CONFERENCE	0- 0	1- 3	3- 2				
1- 1	0- 0	0- 0	HOME	0- 0	0- 0	1- 1				
3- 4	0- 0	0- 1	AWAY	0- 0	1- 2	2- 1				
0- 1	0- 0	0- 0	NEUTRAL	0- 0	0- 1	0- 0				
10- 3	0- 0	0- 0	CONFERENCE	0- 0	0- 0	10- 3				
4- 2	0- 0	0- 0	HOME	0- 0	0- 0	4- 2				
6- 1	0- 0	0- 0	AWAY	0- 0	0- 0	6- 1				
0- 0	0- 0	0- 0	NEUTRAL	0- 0	0- 0	0- 0				

RPI	S	Opponent	Score	RPI	S	Opponent	Score	RPI	S	Opponent	Score	RPI	S	Opponent	Score	Team's RPI: 219
47	A	Iowa	60	81								106	A	Vanderbilt	59	75
												107	A	Kent St.	68	65
												117	A	Delaware	65	67
												119	N	Stetson	60	68
												197	A	Sacred Heart	59	69
												209	H	Monmouth	56	69
												228	H	Howard	59	42
												230	A	Saint Francis (PA)	70	68
												230	H	Saint Francis (PA)	55	70
												280	A	FIU	57	59
												301	H	Bryant	62	46
												306	A	Mt. St. Mary's	50	44
												308	H	Central Conn. St.	55	46
												317	A	Lafayette	62	51
												321	A	St. Francis Brooklyn	61	54
												321	H	St. Francis Brooklyn	49	56
												335	A	LIU Brooklyn	64	54
												335	H	LIU Brooklyn	83	42
												339	A	Wagner	82	63
												339	H	Wagner	74	41
												342	A	Fairleigh Dickinson	66	64
												348	A	Morgan St.	58	44
LAST 12 Division I GAMES:																
339	H	Wagner	74	41	301	H	Bryant	62	46							
335	A	LIU Brooklyn	64	54	230	H	Saint Francis (PA)	55	70							
321	A	St. Francis Brooklyn	61	54	339	A	Wagner	82	63							
230	A	Saint Francis (PA)	70	68	335	H	LIU Brooklyn	83	42							
306	A	Mt. St. Mary's	50	44	321	H	St. Francis Brooklyn	49	56							
308	H	Central Conn. St.	55	46	342	A	Fairleigh Dickinson	66	64							

Non-Div I Games: Point Park 69 52

Robert Morris

■ Loss,
 ■ Non-Conf,
 ■ S Site,
 ■ H Home
 ■ A Away
 N Neutral

Average RPI Win:	152	WON-LOST	WINNING	LAST 10	STRENGTH OF	OPP. STRENGTH	TEAM	ADJ.	CONF.	ADJ CONF.
Average RPI Loss:	73	RECORD	PCT. RANK	GAMES	SCHEDULE	OF SCHEDULE	RPI	RPI	RPI	RPI
DIV. I ONLY	6- 19	302	2- 8	36	47	193	193	6	6	
DIV. I NON-CONF.	3- 10	280	0- 0	20	47	189	189	6	6	
TOTALS	RPI 1-25	RPI 26-50	W-L RECORDS	RPI 51-100	RPI 101-150	RPI 150+				
6- 19	0- 3	0- 6	OVERALL	3- 6	0- 1	3- 3				
6- 7	0- 2	0- 3	HOME	3- 2	0- 0	3- 0				
0- 12	0- 1	0- 3	AWAY	0- 4	0- 1	0- 3				
0- 0	0- 0	0- 0	NEUTRAL	0- 0	0- 0	0- 0				
3- 10	0- 2	0- 2	NON-CONFERENCE	1- 4	0- 1	2- 1				
3- 4	0- 2	0- 1	HOME	1- 1	0- 0	2- 0				
0- 6	0- 0	0- 1	AWAY	0- 3	0- 1	0- 1				
0- 0	0- 0	0- 0	NEUTRAL	0- 0	0- 0	0- 0				
3- 9	0- 1	0- 4	CONFERENCE	2- 2	0- 0	1- 2				
3- 3	0- 0	0- 2	HOME	2- 1	0- 0	1- 0				
0- 6	0- 1	0- 2	AWAY	0- 1	0- 0	0- 2				
0- 0	0- 0	0- 0	NEUTRAL	0- 0	0- 0	0- 0				

RPI	S	Opponent	Score	RPI	S	Opponent	Score	RPI	S	Opponent	Score	RPI	S	Opponent	Score	Team's RPI: 193
9	H	Duke	32 68	31	A	Michigan	50 63	51	H	Northwestern	37 55	136	A	Princeton	34 64	
17	A	Maryland	71 80	32	A	Elon	54 66	53	H	Michigan St.	62 58	183	A	Houston	51 53	
25	H	Temple	37 48	39	H	James Madison	76 82	62	A	Minnesota	46 80	185	A	Illinois	41 78	
				44	H	Indiana	52 63	66	A	Wake Forest	43 55	196	H	Seton Hall	53 45	
				47	A	Iowa	57 71	70	A	Virginia	54 62	200	A	Nebraska	58 62	
				47	H	Iowa	59 71	73	A	St. John's (NY)	39 65	207	H	Wisconsin	68 52	
								74	H	Bucknell	57 53	301	H	Bryant	50 42	
								77	H	Chattanooga	53 66					
								80	H	Penn St.	61 45					
LAST 12 Division I GAMES:																
62	A	Minnesota	46 80	53	H	Michigan St.	62 58									
44	H	Indiana	52 63	200	A	Nebraska	58 62									
47	A	Iowa	57 71	185	A	Illinois	41 78									
51	H	Northwestern	37 55	207	H	Wisconsin	68 52									
17	A	Maryland	71 80	80	H	Penn St.	61 45									
47	H	Iowa	59 71	31	A	Michigan	50 63									

Non-Div I Games:

Rutgers

■ Loss,
 ■ Non-Conf,
 ■ S Site,
 ■ H Home
 ■ A Away
 N Neutral

Average RPI Win:	249	WON-LOST	WINNING	LAST 10	STRENGTH OF	OPP. STRENGTH	TEAM	ADJ.	CONF.	ADJ CONF.
Average RPI Loss:	119	RECORD	PCT. RANK	GAMES	SCHEDULE	OF SCHEDULE	RPI	RPI	RPI	RPI
DIV. I ONLY	16- 4	22	8- 2	269	279	96	96	27	27	
DIV. I NON-CONF.	6- 2	63	0- 0	167	180	54	54	27	27	
TOTALS	RPI 1-25	RPI 26-50	W-L RECORDS	RPI 51-100	RPI 101-150	RPI 150+				
16- 4	0- 1	0- 0	OVERALL	1- 2	2- 0	13- 1				
7- 1	0- 0	0- 0	HOME	0- 1	1- 0	6- 0				
9- 3	0- 1	0- 0	AWAY	1- 1	1- 0	7- 1				
0- 0	0- 0	0- 0	NEUTRAL	0- 0	0- 0	0- 0				
6- 2	0- 1	0- 0	NON-CONFERENCE	1- 1	0- 0	5- 0				
2- 0	0- 0	0- 0	HOME	0- 0	0- 0	2- 0				
4- 2	0- 1	0- 0	AWAY	1- 1	0- 0	3- 0				
0- 0	0- 0	0- 0	NEUTRAL	0- 0	0- 0	0- 0				
10- 2	0- 0	0- 0	CONFERENCE	0- 1	2- 0	8- 1				
5- 1	0- 0	0- 0	HOME	0- 1	1- 0	4- 0				
5- 1	0- 0	0- 0	AWAY	0- 0	1- 0	4- 1				
0- 0	0- 0	0- 0	NEUTRAL	0- 0	0- 0	0- 0				

RPI 1-25				RPI 26-50				RPI 51-100 Team's RPI: 96				RPI 101+			
RPI	S	Opponent	Score	RPI	S	Opponent	Score	RPI	S	Opponent	Score	RPI	S	Opponent	Score
16	A	Texas A&M	48 63					69	A	South Dakota	74 80	122	A	Abilene Christian	70 61
								97	A	UT Arlington	65 60	133	H	Lamar University	74 66
								100	H	Central Ark.	63 67	156	A	Louisiana Tech	60 58
												179	A	George Mason	77 76
												211	H	New Orleans	88 61
												267	A	McNeese	96 65
												285	H	A&M-Corpus Christi	64 56
												292	A	Northwestern St.	72 76
												296	H	Prairie View	88 64
												298	A	Nicholls St.	82 77
												298	H	Nicholls St.	80 55
												300	A	Coppin St.	72 57
												326	H	Montana	54 46
												334	A	Incarnate Word	94 75
												337	A	Sam Houston St.	83 65
												345	H	Houston Baptist	86 49
LAST 12 Division I GAMES:															
133	H	Lamar University	74 66	334	A	Incarnate Word	94 75								
298	A	Nicholls St.	82 77	298	H	Nicholls St.	80 55								
292	A	Northwestern St.	72 76	122	A	Abilene Christian	70 61								
337	A	Sam Houston St.	83 65	285	H	A&M-Corpus Christi	64 56								
211	H	New Orleans	88 61	267	A	McNeese	96 65								
100	H	Central Ark.	63 67	345	H	Houston Baptist	86 49								

Non-Div I Games: Okla. Panhandle 77 43 Tex. Permian Basin 89 70 LSU-Shreveport 93 56

SFA

Loss, Non-Conf, S Site, H Home A Away N Neutral

Average RPI Win:	269	WON-LOST	WINNING	LAST 10	STRENGTH OF	OPP. STRENGTH	TEAM	ADJ.	CONF.	ADJ CONF.
Average RPI Loss:	154	RECORD	PCT. RANK	GAMES	SCHEDULE	OF SCHEDULE	RPI	RPI	RPI	RPI
DIV. I ONLY	9- 16	250	5- 5	135	301	221	221	26	26	
DIV. I NON-CONF.	3- 9	275	0- 0	37	278	204	204	26	26	
TOTALS	RPI 1-25	RPI 26-50	W-L RECORDS	RPI 51-100	RPI 101-150	RPI 150+				
9- 16	0- 0	0- 2	OVERALL	0- 4	0- 3	9- 7				
6- 3	0- 0	0- 0	HOME	0- 1	0- 0	6- 2				
2- 10	0- 0	0- 2	AWAY	0- 2	0- 2	2- 4				
1- 3	0- 0	0- 0	NEUTRAL	0- 1	0- 1	1- 1				
3- 9	0- 0	0- 2	NON-CONFERENCE	0- 3	0- 3	3- 1				
2- 1	0- 0	0- 0	HOME	0- 1	0- 0	2- 0				
0- 5	0- 0	0- 2	AWAY	0- 1	0- 2	0- 0				
1- 3	0- 0	0- 0	NEUTRAL	0- 1	0- 1	1- 1				
6- 7	0- 0	0- 0	CONFERENCE	0- 1	0- 0	6- 6				
4- 2	0- 0	0- 0	HOME	0- 0	0- 0	4- 2				
2- 5	0- 0	0- 0	AWAY	0- 1	0- 0	2- 4				
0- 0	0- 0	0- 0	NEUTRAL	0- 0	0- 0	0- 0				

RPI 1-25				RPI 26-50				RPI 51-100				RPI 101+ Team's RPI: 221			
RPI	S	Opponent	Score	RPI	S	Opponent	Score	RPI	S	Opponent	Score	RPI	S	Opponent	Score
				29	A	Missouri	60 72	69	N	South Dakota	68 75	106	N	Vanderbilt	63 73
				37	A	South Dakota St.	49 82	75	A	Belmont	67 94	114	A	Saint Louis	49 90
								82	A	Northern Ill.	78 97	119	A	Stetson	68 78
								95	H	Western Ill.	74 76	167	H	Southern Ill.	60 59
												192	A	Morehead St.	66 69
												233	N	Bethune-Cookman	78 83
												237	H	Murray St.	77 84
												244	A	Austin Peay	62 85
												251	H	Jacksonville St.	69 62
												252	A	UT Martin	70 68
												252	H	UT Martin	72 82
												257	H	Tennessee Tech	60 49
												269	A	Southeast Mo. St.	74 78
												269	H	Southeast Mo. St.	70 69
												270	H	Tennessee St.	73 52
												304	A	Eastern Ky.	63 75
												310	A	Eastern Ill.	75 59
												314	H	Illinois St.	92 80
												328	N	Utah Valley	71 64
LAST 12 Division I GAMES:															
				252	H	UT Martin	72 82	252	A	UT Martin	70 68				
				269	A	Southeast Mo. St.	74 78	269	H	Southeast Mo. St.	70 69				
				251	H	Jacksonville St.	69 62	237	H	Murray St.	77 84				
				75	A	Belmont	67 94	244	A	Austin Peay	62 85				
				310	A	Eastern Ill.	75 59	192	A	Morehead St.	66 69				
				270	H	Tennessee St.	73 52	304	A	Eastern Ky.	63 75				

Non-Div I Games: Mo.-St. Louis 59 49

SIUE

■ Loss,
 ■ Non-Conf,
 ■ S Site,
 ■ Home
 ■ A Away
 N Neutral

Average RPI Win:	173	WON-LOST	WINNING	LAST 10	STRENGTH OF	OPP. STRENGTH	TEAM	ADJ.	CONF.	ADJ CONF.
Average RPI Loss:	77	RECORD	PCT. RANK	GAMES	SCHEDULE	OF SCHEDULE	RPI	RPI	RPI	RPI
DIV. I ONLY	13- 11	147	3- 7	53	64	87	87	5	5	
DIV. I NON-CONF.	9- 4	85	1- 0	105	96	63	63	5	5	
TOTALS	RPI 1-25	RPI 26-50	W-L RECORDS	RPI 51-100	RPI 101-150	RPI 150+				
13- 11	1- 4	0- 1	OVERALL	0- 1	4- 4	8- 1				
9- 3	1- 2	0- 1	HOME	0- 0	3- 0	5- 0				
2- 7	0- 1	0- 0	AWAY	0- 1	1- 4	1- 1				
2- 1	0- 1	0- 0	NEUTRAL	0- 0	0- 0	2- 0				
9- 4	1- 1	0- 0	NON-CONFERENCE	0- 1	1- 1	7- 1				
6- 0	1- 0	0- 0	HOME	0- 0	0- 0	5- 0				
1- 3	0- 0	0- 0	AWAY	0- 1	1- 1	0- 1				
2- 1	0- 1	0- 0	NEUTRAL	0- 0	0- 0	2- 0				
4- 7	0- 3	0- 1	CONFERENCE	0- 0	3- 3	1- 0				
3- 3	0- 2	0- 1	HOME	0- 0	3- 0	0- 0				
1- 4	0- 1	0- 0	AWAY	0- 0	0- 3	1- 0				
0- 0	0- 0	0- 0	NEUTRAL	0- 0	0- 0	0- 0				

RPI	S	Opponent	Score	RPI	S	Opponent	Score	RPI	S	Opponent	Score	RPI	S	Opponent	Score
1	A	UConn	41 83	41	H	Tulane	59 71	81	A	Colorado	50 67	121	A	TCU	67 76
1	H	UConn	48 88									130	H	UCF	63 58
4	N	Mississippi St.	42 91									141	A	Tulsa	59 66
16	H	Texas A&M	54 53									142	A	Cincinnati	65 67
23	H	South Fla.	51 52									142	H	Cincinnati	64 47
												144	A	East Carolina	57 58
												145	H	Memphis	53 44
												147	A	Kansas	75 63
												152	A	New Mexico	49 64
												162	N	Boston College	72 64
												174	H	Texas St.	64 56
												183	A	Houston	66 45
												202	H	North Texas	65 51
												203	H	Texas Southern	61 36
												218	N	Grambling	56 36
												225	H	Seattle U	77 43
												296	H	Prairie View	61 54
LAST 12 Division I GAMES:															
1	A	UConn	41 83	142	A	Cincinnati	65 67								
130	H	UCF	63 58	1	H	UConn	48 88								
145	H	Memphis	53 44	41	H	Tulane	59 71								
141	A	Tulsa	59 66	144	A	East Carolina	57 58								
23	H	South Fla.	51 52	142	H	Cincinnati	64 47								
183	A	Houston	66 45	225	H	Seattle U	77 43								

Non-Div I Games:

SMU

■ Loss,
 ■ Non-Conf,
 ■ S Site,
 ■ Home
 ■ Away
 N Neutral

Average RPI Win:	278	WON-LOST	WINNING	LAST 10	STRENGTH OF	OPP. STRENGTH	TEAM	ADJ.	CONF.	ADJ CONF.
Average RPI Loss:	158	RECORD	PCT. RANK	GAMES	SCHEDULE	OF SCHEDULE	RPI	RPI	RPI	RPI
DIV. I ONLY	7- 15	275	4- 6	237	254	284	284	19	19	
DIV. I NON-CONF.	3- 7	250	0- 0	245	263	301	301	18	18	
TOTALS	RPI 1-25	RPI 26-50	W-L RECORDS	RPI 51-100	RPI 101-150	RPI 150+				
7- 15	0- 0	0- 0	OVERALL	0- 3	0- 5	7- 7				
4- 6	0- 0	0- 0	HOME	0- 1	0- 3	4- 2				
3- 7	0- 0	0- 0	AWAY	0- 2	0- 2	3- 3				
0- 2	0- 0	0- 0	NEUTRAL	0- 0	0- 0	0- 2				
3- 7	0- 0	0- 0	NON-CONFERENCE	0- 2	0- 1	3- 4				
2- 3	0- 0	0- 0	HOME	0- 1	0- 1	2- 1				
1- 2	0- 0	0- 0	AWAY	0- 1	0- 0	1- 1				
0- 2	0- 0	0- 0	NEUTRAL	0- 0	0- 0	0- 2				
4- 8	0- 0	0- 0	CONFERENCE	0- 1	0- 4	4- 3				
2- 3	0- 0	0- 0	HOME	0- 0	0- 2	2- 1				
2- 5	0- 0	0- 0	AWAY	0- 1	0- 2	2- 2				
0- 0	0- 0	0- 0	NEUTRAL	0- 0	0- 0	0- 0				

RPI 1-25				RPI 26-50				RPI 51-100				RPI 101+				Team's RPI: 284	
RPI	S	Opponent	Score	RPI	S	Opponent	Score	RPI	S	Opponent	Score	RPI	S	Opponent	Score		
								54	H	Southern California	95	111	102	H	UC Davis	78	110
								67	A	California	73	97	113	A	Northern Colo.	88	95
								70	A	Montana St.	80	84	124	H	Idaho	58	72
													126	H	Eastern Wash.	65	72
													135	A	North Dakota	71	94
													158	A	San Francisco	80	91
													176	A	Idaho St.	60	79
													178	N	New Mexico St.	73	99
													189	H	Hofstra	97	85
													214	A	Weber St.	60	66
													255	A	Portland St.	77	68
													255	H	Portland St.	86	88
													259	H	Cal Poly	97	96
													283	H	Nevada	95	99
													286	H	Southern Utah	81	69
													305	H	Northern Ariz.	82	76
													313	N	Youngstown St.	94	102
													326	A	Montana	73	60
													327	A	UC Irvine	78	70
LAST 12 Division I GAMES:																	
				176	A	Idaho St.	60	79	70	A	Montana St.	80	84				
				214	A	Weber St.	60	66	305	H	Northern Ariz.	82	76				
				124	H	Idaho	58	72	286	H	Southern Utah	81	69				
				126	H	Eastern Wash.	65	72	255	H	Portland St.	86	88				
				255	A	Portland St.	77	68	135	A	North Dakota	71	94				
				326	A	Montana	73	60	113	A	Northern Colo.	88	95				

Non-Div I Games: Stanislaus St. 102 72

Sacramento St.

Sacred Heart

Through Games Of Feb. 12, 2017

Average RPI Win:	274	WON-LOST	WINNING	LAST 10	STRENGTH OF	OPP. STRENGTH	TEAM	ADJ.	CONF.	ADJ CONF.
Average RPI Loss:	188	RECORD	PCT. RANK	GAMES	SCHEDULE	OF SCHEDULE	RPI	RPI	RPI	RPI
DIV. I ONLY	13- 11	147	8- 2	243	330	197	197	31	31	
DIV. I NON-CONF.	3- 8	262	0- 0	64	214	185	185	32	32	
TOTALS	RPI 1-25	RPI 26-50	W-L RECORDS	RPI 51-100	RPI 101-150	RPI 150+				
13- 11	0- 0	0- 1	OVERALL	0- 3	0- 1	13- 6				
8- 3	0- 0	0- 1	HOME	0- 0	0- 1	8- 1				
5- 8	0- 0	0- 0	AWAY	0- 3	0- 0	5- 5				
0- 0	0- 0	0- 0	NEUTRAL	0- 0	0- 0	0- 0				
3- 8	0- 0	0- 1	NON-CONFERENCE	0- 3	0- 1	3- 3				
1- 3	0- 0	0- 1	HOME	0- 0	0- 1	1- 1				
2- 5	0- 0	0- 0	AWAY	0- 3	0- 0	2- 2				
0- 0	0- 0	0- 0	NEUTRAL	0- 0	0- 0	0- 0				
10- 3	0- 0	0- 0	CONFERENCE	0- 0	0- 0	10- 3				
7- 0	0- 0	0- 0	HOME	0- 0	0- 0	7- 0				
3- 3	0- 0	0- 0	AWAY	0- 0	0- 0	3- 3				
0- 0	0- 0	0- 0	NEUTRAL	0- 0	0- 0	0- 0				

RPI 1-25			RPI 26-50			RPI 51-100			RPI 101+ Team's RPI: 197		
RPI	S	Opponent	Score	RPI	S	Opponent	Score	RPI	S	Opponent	Score
				28	H	Harvard	60 68	72	A	Buffalo	55 76
								76	A	Iowa St.	56 76
								94	A	New Hampshire	43 71
								148	H	Brown	66 80
								169	A	Fairfield	56 44
								182	A	Hartford	64 81
								194	H	Siena	62 58
								198	A	Binghamton	77 69
								209	H	Monmouth	54 65
								219	H	Robert Morris	69 59
								230	H	Saint Francis (PA)	73 63
								301	A	Bryant	65 53
								301	H	Bryant	66 59
								302	A	Lehigh	62 68
								306	A	Mt. St. Mary's	59 61
								306	H	Mt. St. Mary's	49 45
								308	A	Central Conn. St.	50 67
								308	H	Central Conn. St.	82 61
								321	A	St. Francis Brooklyn	81 74
								335	H	LIU Brooklyn	66 48
								339	A	Wagner	70 56
								339	H	Wagner	62 52
								342	A	Fairleigh Dickinson	56 58
LAST 12 Division I GAMES:											
308	H	Central Conn. St.	82 61	339	H	Wagner	62 52				
342	A	Fairleigh Dickinson	56 58	321	A	St. Francis Brooklyn	81 74				
301	H	Bryant	66 59	301	A	Bryant	65 53				
306	A	Mt. St. Mary's	59 61	339	A	Wagner	70 56				
335	H	LIU Brooklyn	66 48	308	A	Central Conn. St.	50 67				
306	H	Mt. St. Mary's	49 45	230	H	Saint Francis (PA)	73 63				

Non-Div I Games:

Sacred Heart

■ Loss,
 ■ Non-Conf,
 ■ S Site,
 ■ H Home
 ■ A Away
 N Neutral

Average RPI Win:	297	WON-LOST	WINNING	LAST 10	STRENGTH OF	OPP. STRENGTH	TEAM	ADJ.	CONF.	ADJ CONF.
Average RPI Loss:	192	RECORD	PCT. RANK	GAMES	SCHEDULE	OF SCHEDULE	RPI	RPI	RPI	RPI
DIV. I ONLY	13- 11	147	8- 2	320	337	230	230	31	31	
DIV. I NON-CONF.	3- 8	262	0- 0	240	287	277	277	32	32	
TOTALS	RPI 1-25	RPI 26-50	W-L RECORDS	RPI 51-100	RPI 101-150	RPI 150+				
13- 11	0- 1	0- 1	OVERALL	0- 0	0- 2	13- 7				
5- 4	0- 0	0- 0	HOME	0- 0	0- 1	5- 3				
8- 5	0- 1	0- 1	AWAY	0- 0	0- 1	8- 2				
0- 2	0- 0	0- 0	NEUTRAL	0- 0	0- 0	0- 2				
3- 8	0- 1	0- 1	NON-CONFERENCE	0- 0	0- 2	3- 4				
1- 2	0- 0	0- 0	HOME	0- 0	0- 1	1- 1				
2- 4	0- 1	0- 1	AWAY	0- 0	0- 1	2- 1				
0- 2	0- 0	0- 0	NEUTRAL	0- 0	0- 0	0- 2				
10- 3	0- 0	0- 0	CONFERENCE	0- 0	0- 0	10- 3				
4- 2	0- 0	0- 0	HOME	0- 0	0- 0	4- 2				
6- 1	0- 0	0- 0	AWAY	0- 0	0- 0	6- 1				
0- 0	0- 0	0- 0	NEUTRAL	0- 0	0- 0	0- 0				

RPI 1-25				RPI 26-50				RPI 51-100				RPI 101+ Team's RPI: 230			
RPI	S	Opponent	Score	RPI	S	Opponent	Score	RPI	S	Opponent	Score	RPI	S	Opponent	Score
23	A	South Fla.	80 129	42	A	Marquette	91 104					127	H	Cornell	72 78
												128	A	William & Mary	60 73
												175	H	Columbia	77 84
												197	A	Sacred Heart	63 73
												207	A	Wisconsin	103 100
												219	A	Robert Morris	70 55
												219	H	Robert Morris	68 70
												240	N	UMES	82 90
												245	H	Canisius	95 74
												277	A	Coastal Caro.	70 59
												301	H	Bryant	79 67
												306	A	Mt. St. Mary's	97 88
												306	H	Mt. St. Mary's	58 66
												308	H	Central Conn. St.	87 81
												313	A	Youngstown St.	68 69
												321	A	St. Francis Brooklyn	75 59
												321	H	St. Francis Brooklyn	79 62
												335	A	LIU Brooklyn	74 30
												335	H	LIU Brooklyn	66 52
												339	A	Wagner	67 46
												342	A	Fairleigh Dickinson	82 79
												346	N	Jackson St.	84 88
LAST 12 Division I GAMES:															
306	H	Mt. St. Mary's	58 66	308	H	Central Conn. St.	87 81								
321	A	St. Francis Brooklyn	75 59	219	A	Robert Morris	70 55								
335	A	LIU Brooklyn	74 30	306	A	Mt. St. Mary's	97 88								
219	H	Robert Morris	68 70	321	H	St. Francis Brooklyn	79 62								
339	A	Wagner	67 46	335	H	LIU Brooklyn	66 52								
301	H	Bryant	79 67	197	A	Sacred Heart	63 73								

Non-Div I Games:

Saint Francis (PA)

■ Loss,
 ■ Non-Conf,
 ■ S Site,
 ■ Home
 ■ A Away
 N Neutral

Saint Joseph's

Through Games Of Feb. 12, 2017

Average RPI Win:	183	WON-LOST	WINNING	LAST 10	STRENGTH OF	OPP. STRENGTH	TEAM	ADJ.	CONF.	ADJ CONF.
Average RPI Loss:	93	RECORD	PCT. RANK	GAMES	SCHEDULE	OF SCHEDULE	RPI	RPI	RPI	RPI
DIV. I ONLY	12- 13	183	8- 2	42	156	104	104	12	12	
DIV. I NON-CONF.	3- 9	275	0- 0	14	153	159	159	12	12	
TOTALS	RPI 1-25	RPI 26-50	W-L RECORDS	RPI 51-100	RPI 101-150	RPI 150+				
12- 13	0- 1	0- 3	OVERALL	1- 5	4- 1	7- 3				
7- 5	0- 1	0- 2	HOME	0- 1	3- 0	4- 1				
5- 7	0- 0	0- 1	AWAY	1- 0	1- 1	3- 0				
0- 1	0- 0	0- 0	NEUTRAL	0- 1	0- 0	0- 0				
3- 9	0- 1	0- 2	NON-CONFERENCE	1- 4	0- 0	2- 2				
1- 5	0- 1	0- 2	HOME	0- 1	0- 0	1- 1				
2- 3	0- 0	0- 0	AWAY	1- 2	0- 0	1- 1				
0- 1	0- 0	0- 0	NEUTRAL	0- 1	0- 0	0- 0				
9- 4	0- 0	0- 1	CONFERENCE	0- 1	4- 1	5- 1				
6- 0	0- 0	0- 0	HOME	0- 0	3- 0	3- 0				
3- 4	0- 0	0- 1	AWAY	0- 1	1- 1	2- 1				
0- 0	0- 0	0- 0	NEUTRAL	0- 0	0- 0	0- 0				

RPI 1-25				RPI 26-50				RPI 51-100				RPI 101+ Team's RPI: 104			
RPI	S	Opponent	Score	RPI	S	Opponent	Score	RPI	S	Opponent	Score	RPI	S	Opponent	Score
25	H	Temple	70 86	39	H	James Madison	72 85	57	A	Dayton	59 64	112	H	Duquesne	60 58
				48	A	George Washington	44 53	60	A	Central Mich.	71 73	114	A	Saint Louis	66 63
				50	H	Villanova	54 62	68	A	Drexel	49 60	116	A	Fordham	39 44
								74	H	Bucknell	61 64	116	H	Fordham	47 44
								92	N	BYU	56 71	134	H	VCU	64 58
								93	A	Penn	57 53	152	A	New Mexico	79 67
												160	A	Iona	57 58
												164	A	La Salle	75 55
												164	H	La Salle	67 58
												189	H	Hofstra	64 75
												227	H	St. Bonaventure	70 53
												229	A	Richmond	52 70
												294	H	Massachusetts	81 50
												309	A	Rhode Island	75 49
												315	H	NJIT	75 36
LAST 12 Division I GAMES:															
164	H	La Salle	67 58	57	A	Dayton	59 64								
116	A	Fordham	39 44	116	H	Fordham	47 44								
114	A	Saint Louis	66 63	164	A	La Salle	75 55								
112	H	Duquesne	60 58	134	H	VCU	64 58								
227	H	St. Bonaventure	70 53	294	H	Massachusetts	81 50								
309	A	Rhode Island	75 49	48	A	George Washington	44 53								

Non-Div I Games:

Saint Joseph's

■ Loss,
 ■ Non-Conf,
 ■ S Site,
 ■ Home
 ■ A Away
 N Neutral

Average RPI Win:	214	WON-LOST	WINNING	LAST 10	STRENGTH OF	OPP. STRENGTH	TEAM	ADJ.	CONF.	ADJ CONF.
Average RPI Loss:	110	RECORD	PCT. RANK	GAMES	SCHEDULE	OF SCHEDULE	RPI	RPI	RPI	RPI
DIV. I ONLY	20- 6	34	7- 3	304	108	114	114	12	12	
DIV. I NON-CONF.	10- 3	54	0- 0	330	149	145	145	12	12	
TOTALS	RPI 1-25	RPI 26-50	W-L RECORDS	RPI 51-100	RPI 101-150	RPI 150+				
20- 6	0- 0	2- 1	OVERALL	1- 1	3- 3	14- 1				
10- 3	0- 0	2- 0	HOME	1- 1	2- 1	5- 1				
10- 3	0- 0	0- 1	AWAY	0- 0	1- 2	9- 0				
0- 0	0- 0	0- 0	NEUTRAL	0- 0	0- 0	0- 0				
10- 3	0- 0	1- 1	NON-CONFERENCE	1- 0	0- 1	8- 1				
5- 1	0- 0	1- 0	HOME	1- 0	0- 0	3- 1				
5- 2	0- 0	0- 1	AWAY	0- 0	0- 1	5- 0				
0- 0	0- 0	0- 0	NEUTRAL	0- 0	0- 0	0- 0				
10- 3	0- 0	1- 0	CONFERENCE	0- 1	3- 2	6- 0				
5- 2	0- 0	1- 0	HOME	0- 1	2- 1	2- 0				
5- 1	0- 0	0- 0	AWAY	0- 0	1- 1	4- 0				
0- 0	0- 0	0- 0	NEUTRAL	0- 0	0- 0	0- 0				

RPI 1-25				RPI 26-50				RPI 51-100				RPI 101+				Team's RPI: 114	
RPI	S	Opponent	Score	RPI	S	Opponent	Score	RPI	S	Opponent	Score	RPI	S	Opponent	Score		
				29	H	Missouri	72 61	57	H	Dayton	67 78	104	H	Saint Joseph's	63 66		
				43	A	Little Rock	43 56	88	H	Washington St.	73 70	112	A	Duquesne	65 94		
				48	H	George Washington	67 59					116	H	Fordham	82 58		
												134	A	VCU	62 48		
												134	H	VCU	77 72		
												141	A	Tulsa	64 70		
												179	H	George Mason	89 50		
												201	H	Indiana St.	67 70		
												212	A	Loyola Marymount	90 76		
												215	A	Bradley	68 58		
												221	H	SIUE	90 49		
												227	A	St. Bonaventure	74 58		
												227	H	St. Bonaventure	64 49		
												269	A	Southeast Mo. St.	89 50		
												287	A	Davidson	106 69		
												294	A	Massachusetts	81 60		
												303	A	Lipscomb	83 38		
												304	H	Eastern Ky.	78 51		
												309	A	Rhode Island	68 50		
												327	A	UC Irvine	79 69		
												348	H	Morgan St.	71 43		
LAST 12 Division I GAMES:																	
				227	A	St. Bonaventure	74 58	309	A	Rhode Island	68 50						
				134	H	VCU	77 72	112	A	Duquesne	65 94						
				104	H	Saint Joseph's	63 66	57	H	Dayton	67 78						
				294	A	Massachusetts	81 60	227	H	St. Bonaventure	64 49						
				116	H	Fordham	82 58	134	A	VCU	62 48						
				48	H	George Washington	67 59	179	H	George Mason	89 50						

Non-Div I Games:

Saint Louis

Saint Peter's

Through Games Of Feb. 12, 2017

Average RPI Win:	272	WON-LOST	WINNING	LAST 10	STRENGTH OF	OPP. STRENGTH	TEAM	ADJ.	CONF.	ADJ CONF.
Average RPI Loss:	165	RECORD	PCT. RANK	GAMES	SCHEDULE	OF SCHEDULE	RPI	RPI	RPI	RPI
DIV. I ONLY	3- 21	337	0- 10	142	252	316	316	18	18	
DIV. I NON-CONF.	1- 8	314	0- 0	95	254	296	296	17	17	
TOTALS	RPI 1-25	RPI 26-50	W-L RECORDS	RPI 51-100	RPI 101-150	RPI 150+				
3- 21	0- 2	0- 2	OVERALL	0- 1	0- 4	3- 12				
2- 7	0- 0	0- 1	HOME	0- 0	0- 1	2- 5				
1- 11	0- 0	0- 0	AWAY	0- 0	0- 0	1- 1				
0- 3	0- 0	0- 0	NEUTRAL	0- 0	0- 1	0- 2				
1- 8	0- 2	0- 0	NON-CONFERENCE	0- 1	0- 2	1- 3				
1- 0	0- 0	0- 0	HOME	0- 0	0- 0	1- 0				
0- 5	0- 2	0- 0	AWAY	0- 1	0- 1	0- 1				
0- 3	0- 0	0- 0	NEUTRAL	0- 0	0- 1	0- 2				
2- 13	0- 0	0- 2	CONFERENCE	0- 0	0- 2	2- 9				
1- 7	0- 0	0- 1	HOME	0- 0	0- 1	1- 5				
1- 6	0- 0	0- 1	AWAY	0- 0	0- 1	1- 4				
0- 0	0- 0	0- 0	NEUTRAL	0- 0	0- 0	0- 0				

RPI 1-25				RPI 26-50				RPI 51-100				RPI 101+ Team's RPI: 316			
RPI	S	Opponent	Score	RPI	S	Opponent	Score	RPI	S	Opponent	Score	RPI	S	Opponent	Score
3	A	South Carolina	38 93	46	A	Quinnipiac	47 82	80	A	Penn St.	50 106	118	A	Rider	46 47
17	A	Maryland	49 101	46	H	Quinnipiac	51 84					118	H	Rider	43 56
												129	N	Maine	43 59
												148	A	Brown	71 80
												160	H	Iona	58 66
												169	A	Fairfield	38 50
												170	N	Hampton	42 71
												194	A	Siena	55 80
												209	A	Monmouth	59 76
												209	H	Monmouth	42 58
												220	H	Niagara	78 66
												245	H	Canisius	54 59
												253	A	Marist	73 69
												253	H	Marist	58 66
												265	N	Bowling Green	68 73
												281	A	Manhattan	44 57
												281	H	Manhattan	65 69
												321	A	St. Francis Brooklyn	52 58
												342	H	Fairleigh Dickinson	65 43
LAST 12 Division I GAMES:															
209	H	Monmouth	42 58	118	H	Rider	43 56								
169	A	Fairfield	38 50	194	A	Siena	55 80								
253	H	Marist	58 66	245	H	Canisius	54 59								
281	A	Manhattan	44 57	209	A	Monmouth	59 76								
118	A	Rider	46 47	160	H	Iona	58 66								
281	H	Manhattan	65 69	46	A	Quinnipiac	47 82								

Non-Div I Games:

Saint Peter's

■ Loss,
 ■ Non-Conf,
 ■ S Site,
 ■ Home
 ■ A Away
 N Neutral

Sam Houston St.

Through Games Of Feb. 12, 2017

Average RPI Win:	338	WON-LOST	WINNING	LAST 10	STRENGTH OF	OPP. STRENGTH	TEAM	ADJ.	CONF.	ADJ CONF.
Average RPI Loss:	205	RECORD	PCT. RANK	GAMES	SCHEDULE	OF SCHEDULE	RPI	RPI	RPI	RPI
DIV. I ONLY	2- 19	339	2- 8	260	320	337	337	27	27	
DIV. I NON-CONF.	0- 9	335	0- 0	150	314	334	334	27	27	
TOTALS	RPI 1-25	RPI 26-50	W-L RECORDS	RPI 51-100	RPI 101-150	RPI 150+				
2- 19	0- 1	0- 0	OVERALL	0- 1	0- 5	2- 12				
2- 5	0- 0	0- 0	HOME	0- 1	0- 1	2- 3				
0- 13	0- 1	0- 0	AWAY	0- 0	0- 3	0- 7				
0- 1	0- 0	0- 0	NEUTRAL	0- 0	0- 0	0- 1				
0- 9	0- 1	0- 0	NON-CONFERENCE	0- 0	0- 2	0- 6				
0- 1	0- 0	0- 0	HOME	0- 0	0- 0	0- 1				
0- 7	0- 1	0- 0	AWAY	0- 0	0- 2	0- 4				
0- 1	0- 0	0- 0	NEUTRAL	0- 0	0- 0	0- 1				
2- 10	0- 0	0- 0	CONFERENCE	0- 1	0- 3	2- 6				
2- 4	0- 0	0- 0	HOME	0- 1	0- 1	2- 2				
0- 6	0- 0	0- 0	AWAY	0- 0	0- 2	0- 4				
0- 0	0- 0	0- 0	NEUTRAL	0- 0	0- 0	0- 0				

RPI 1-25				RPI 26-50				RPI 51-100				RPI 101+ Team's RPI: 337			
RPI	S	Opponent	Score	RPI	S	Opponent	Score	RPI	S	Opponent	Score	RPI	S	Opponent	Score
24	A	LSU	41 89					96	H	SFA	65 83	121	A	TCU	37 81
												122	A	Abilene Christian	56 78
												131	A	Arkansas	39 71
												133	A	Lamar University	51 84
												133	H	Lamar University	44 70
												174	A	Texas St.	46 69
												187	A	Rice	51 77
												211	A	New Orleans	49 78
												254	N	Marshall	50 73
												260	A	UTRGV	50 78
												260	H	UTRGV	45 69
												267	A	McNeese	56 79
												285	H	A&M-Corpus Christi	37 63
												292	A	Northwestern St.	51 78
												296	A	Prairie View	65 75
												298	H	Nicholls St.	59 66
												331	H	Southeastern La.	68 61
												345	A	Houston Baptist	51 61
												345	H	Houston Baptist	78 63
LAST 12 Division I GAMES:															
345	H	Houston Baptist	78 63	133	H	Lamar University	44 70								
133	A	Lamar University	51 84	292	A	Northwestern St.	51 78								
122	A	Abilene Christian	56 78	211	A	New Orleans	49 78								
96	H	SFA	65 83	298	H	Nicholls St.	59 66								
331	H	Southeastern La.	68 61	267	A	McNeese	56 79								
285	H	A&M-Corpus Christi	37 63	345	A	Houston Baptist	51 61								

Non-Div I Games: Wiley 51 57

Sam Houston St.

Loss, Non-Conf, S Site, H Home A Away N Neutral

Average RPI Win: 228	WON-LOST	WINNING	LAST 10	STRENGTH OF	OPP. STRENGTH	TEAM	ADJ.	CONF.	ADJ CONF.
Average RPI Loss: 138	RECORD	PCT. RANK	GAMES	SCHEDULE	OF SCHEDULE	RPI	RPI	RPI	RPI
DIV. I ONLY	9- 16	250	3- 6	187	153	239	239	17	17
DIV. I NON-CONF.	6- 8	203	0- 0	178	106	197	197	20	20
<hr/>									
TOTALS	RPI 1-25	RPI 26-50	W-L RECORDS	RPI 51-100	RPI 101-150	RPI 150+			
9- 16	0- 1	0- 2	OVERALL	1- 4	1- 1	7- 8			
7- 5	0- 0	0- 0	HOME	0- 2	1- 0	6- 3			
2- 9	0- 1	0- 2	AWAY	1- 2	0- 1	1- 3			
0- 2	0- 0	0- 0	NEUTRAL	0- 0	0- 0	0- 2			
6- 8	0- 1	0- 2	NON-CONFERENCE	1- 2	1- 0	4- 3			
5- 1	0- 0	0- 0	HOME	0- 1	1- 0	4- 0			
1- 5	0- 1	0- 2	AWAY	1- 1	0- 0	0- 1			
0- 2	0- 0	0- 0	NEUTRAL	0- 0	0- 0	0- 2			
3- 8	0- 0	0- 0	CONFERENCE	0- 2	0- 1	3- 5			
2- 4	0- 0	0- 0	HOME	0- 1	0- 0	2- 3			
1- 4	0- 0	0- 0	AWAY	0- 1	0- 1	1- 2			
0- 0	0- 0	0- 0	NEUTRAL	0- 0	0- 0	0- 0			

RPI 1-25				RPI 26-50				RPI 51-100				RPI 101+ Team's RPI: 239			
RPI	S	Opponent	Score	RPI	S	Opponent	Score	RPI	S	Opponent	Score	RPI	S	Opponent	Score
15	A	Kentucky	57 80	28	A	Harvard	52 57	66	A	Wake Forest	40 51	101	A	Mercer	49 59
				45	A	Georgia Tech	57 62	75	H	Belmont	54 73	145	H	Memphis	48 42
								77	A	Chattanooga	45 51	170	N	Hampton	57 63
								77	H	Chattanooga	61 77	173	N	UC Riverside	48 51
								90	A	Georgia	65 59	184	H	UAB	52 49
												190	A	ETSU	56 61
												190	H	ETSU	57 69
												217	H	Alabama St.	63 49
												224	A	UNCG	40 64
												224	H	UNCG	47 55
												241	H	Furman	50 54
												242	H	Wofford	57 54
												252	H	UT Martin	69 62
												288	A	Western Caro.	49 42
												288	H	Western Caro.	51 50
												309	A	Rhode Island	63 78
												349	H	Alabama A&M	61 37
<hr/>															
LAST 12 Division I GAMES:															
288	H	Western Caro.	51 50	242	H	Wofford	57 54								
224	H	UNCG	47 55	224	A	UNCG	40 64								
77	A	Chattanooga	45 51	288	A	Western Caro.	49 42								
190	A	ETSU	56 61	190	H	ETSU	57 69								
101	A	Mercer	49 59	77	H	Chattanooga	61 77								
241	H	Furman	50 54	170	N	Hampton	57 63								

Non-Div I Games: AUM 72 50

Samford

■ Loss,
 ■ Non-Conf,
 ■ S Site,
 ■ Home
 ■ A Away
 N Neutral

Average RPI Win: 227	WON-LOST	WINNING	LAST 10	STRENGTH OF	OPP. STRENGTH	TEAM	ADJ.	CONF.	ADJ CONF.
Average RPI Loss: 158	RECORD	PCT. RANK	GAMES	SCHEDULE	OF SCHEDULE	RPI	RPI	RPI	RPI
DIV. I ONLY	11- 13	195	4- 6	258	183	232	232	14	14
DIV. I NON-CONF.	6- 4	126	0- 0	249	268	178	178	13	13
TOTALS	RPI 1-25	RPI 26-50	W-L RECORDS	RPI 51-100	RPI 101-150	RPI 150+			
11- 13	0- 0	0- 0	OVERALL	0- 3	1- 4	10- 6			
9- 4	0- 0	0- 0	HOME	0- 1	1- 1	8- 2			
2- 9	0- 0	0- 0	AWAY	0- 0	0- 0	2- 1			
0- 0	0- 0	0- 0	NEUTRAL	0- 0	0- 0	0- 0			
6- 4	0- 0	0- 0	NON-CONFERENCE	0- 1	0- 3	6- 0			
5- 1	0- 0	0- 0	HOME	0- 0	0- 1	5- 0			
1- 3	0- 0	0- 0	AWAY	0- 1	0- 2	1- 0			
0- 0	0- 0	0- 0	NEUTRAL	0- 0	0- 0	0- 0			
5- 9	0- 0	0- 0	CONFERENCE	0- 2	1- 1	4- 6			
4- 3	0- 0	0- 0	HOME	0- 1	1- 0	3- 2			
1- 6	0- 0	0- 0	AWAY	0- 1	0- 1	1- 4			
0- 0	0- 0	0- 0	NEUTRAL	0- 0	0- 0	0- 0			

RPI 1-25			RPI 26-50			RPI 51-100			RPI 101+			Team's RPI: 232
RPI	S	Opponent	Score	RPI	S	Opponent	Score	RPI	S	Opponent	Score	
								63	H	Gonzaga	55	57
								88	A	Washington St.	73	83
								92	A	BYU	63	81
										</		

Non-Div I Games:

San Diego

■ Loss,
 ■ Non-Conf,
 ■ S Site,
 ■ H Home
 ■ A Away
 N Neutral

Average RPI Win:	224	WON-LOST	WINNING	LAST 10	STRENGTH OF	OPP. STRENGTH	TEAM	ADJ.	CONF.	ADJ CONF.
Average RPI Loss:	165	RECORD	PCT. RANK	GAMES	SCHEDULE	OF SCHEDULE	RPI	RPI	RPI	RPI
DIV. I ONLY	6- 15	286	2- 8	182	231	272	272	13	13	
DIV. I NON-CONF.	3- 6	230	0- 0	157	334	233	233	15	15	
TOTALS	RPI 1-25	RPI 26-50	W-L RECORDS	RPI 51-100	RPI 101-150	RPI 150+				
6- 15	0- 0	0- 1	OVERALL	2- 3	0- 1	4- 10				
4- 5	0- 0	0- 1	HOME	2- 0	0- 0	2- 4				
1- 9	0- 0	0- 0	AWAY	0- 2	0- 1	1- 6				
1- 1	0- 0	0- 0	NEUTRAL	0- 1	0- 0	1- 0				
3- 6	0- 0	0- 1	NON-CONFERENCE	0- 1	0- 1	3- 3				
1- 2	0- 0	0- 1	HOME	0- 0	0- 0	1- 1				
1- 3	0- 0	0- 0	AWAY	0- 0	0- 1	1- 2				
1- 1	0- 0	0- 0	NEUTRAL	0- 1	0- 0	1- 0				
3- 9	0- 0	0- 0	CONFERENCE	2- 2	0- 0	1- 7				
3- 3	0- 0	0- 0	HOME	2- 0	0- 0	1- 3				
0- 6	0- 0	0- 0	AWAY	0- 2	0- 0	0- 4				
0- 0	0- 0	0- 0	NEUTRAL	0- 0	0- 0	0- 0				

RPI S	Opponent	Score	RPI S	Opponent	Score	RPI S	Opponent	Score	RPI S	Opponent	Score	Team's RPI: 272
31	H Michigan	57 92	55	A Colorado St.	43 60	102	A UC Davis	55 75				
			83	H UNLV	87 68	152	A New Mexico	42 85				
			89	H Boise St.	84 77	157	H Fresno St.	51 59				
			97	N UT Arlington	58 64	173	A UC Riverside	44 72				
			99	A Wyoming	67 80	177	A Utah St.	47 53				
						199	A San Jose St.	80 81				
						199	H San Jose St.	90 99				
						212	H Loyola Marymount	53 60				
						232	A San Diego	53 91				
						243	H UC Santa Barbara	84 70				
						283	A Nevada	65 88				
						283	H Nevada	83 78				
						308	N Central Conn. St.	80 62				
						311	H Air Force	59 62				
						340	A Cal St. Fullerton	71 61				
LAST 12 Division I GAMES:												
283	A Nevada	65 88	83	H UNLV	87 68							
199	H San Jose St.	90 99	177	A Utah St.	47 53							
157	H Fresno St.	51 59	199	A San Jose St.	80 81							
99	A Wyoming	67 80	89	H Boise St.	84 77							
55	A Colorado St.	43 60	283	H Nevada	83 78							
311	H Air Force	59 62	152	A New Mexico	42 85							

Non-Div I Games: Biola 63 48 San Diego Christian80 70

San Diego St.

Average RPI Win:	213	WON-LOST	WINNING	LAST 10	STRENGTH OF	OPP. STRENGTH	TEAM	ADJ.	CONF.	ADJ CONF.
Average RPI Loss:	134	RECORD	PCT. RANK	GAMES	SCHEDULE	OF SCHEDULE	RPI	RPI	RPI	RPI
DIV. I ONLY	13- 12	166	5- 5	204	143	158	158	14	14	
DIV. I NON-CONF.	6- 5	148	0- 0	194	188	156	156	13	13	
TOTALS	RPI 1-25	RPI 26-50	W-L RECORDS	RPI 51-100	RPI 101-150	RPI 150+				
13- 12	0- 0	0- 0	OVERALL	1- 4	1- 4	11- 4				
8- 2	0- 0	0- 0	HOME	1- 0	1- 2	6- 0				
4- 10	0- 0	0- 0	AWAY	0- 4	0- 2	4- 4				
1- 0	0- 0	0- 0	NEUTRAL	0- 0	0- 0	1- 0				
6- 5	0- 0	0- 0	NON-CONFERENCE	0- 2	1- 2	5- 1				
4- 1	0- 0	0- 0	HOME	0- 0	1- 1	3- 0				
1- 4	0- 0	0- 0	AWAY	0- 2	0- 1	1- 1				
1- 0	0- 0	0- 0	NEUTRAL	0- 0	0- 0	1- 0				
7- 7	0- 0	0- 0	CONFERENCE	1- 2	0- 2	6- 3				
4- 1	0- 0	0- 0	HOME	1- 0	0- 1	3- 0				
3- 6	0- 0	0- 0	AWAY	0- 2	0- 1	3- 3				
0- 0	0- 0	0- 0	NEUTRAL	0- 0	0- 0	0- 0				

RPI	S	Opponent	Score	RPI	S	Opponent	Score	RPI	S	Opponent	Score	RPI	S	Opponent	Score	Team's RPI: 158
63	A	Gonzaga	46	61	102	H	UC Davis	58	78							
67	A	California	52	75	111	H	Long Beach St.	73	71							
88	A	Washington St.	35	73	123	A	St. Mary's (CA)	72	75							
92	A	BYU	61	73	123	H	St. Mary's (CA)	62	64							
92	H	BYU	70	63	135	A	North Dakota	63	71							
					153	A	Santa Clara	61	74							
					153	H	Santa Clara	77	68							
					157	A	Fresno St.	48	61							
					199	H	San Jose St.	79	71							
					212	A	Loyola Marymount	79	72							
					216	A	Pacific	60	63							
					216	H	Pacific	67	64							
					225	H	Seattle U	73	59							
					232	A	San Diego	82	67							
					232	H	San Diego	81	72							
					259	A	Cal Poly	73	67							
					268	A	Portland	75	56							
					284	H	Sacramento St.	91	80							
					288	N	Western Caro.	73	52							
					293	A	Pepperdine	59	81							
LAST 12 Division I GAMES:																
92	A	BYU	61	73	232	H	San Diego	81	72							
153	A	Santa Clara	61	74	268	A	Portland	75	56							
212	A	Loyola Marymount	79	72	216	A	Pacific	60	63							
293	A	Pepperdine	59	81	92	H	BYU	70	63							
216	H	Pacific	67	64	123	A	St. Mary's (CA)	72	75							
123	H	St. Mary's (CA)	62	64	63	A	Gonzaga	46	61							

Non-Div I Games:

San Francisco

Average RPI Win:	234	WON-LOST	WINNING	LAST 10	STRENGTH OF	OPP. STRENGTH	TEAM	ADJ.	CONF.	ADJ CONF.
Average RPI Loss:	106	RECORD	PCT. RANK	GAMES	SCHEDULE	OF SCHEDULE	RPI	RPI	RPI	RPI
DIV. I ONLY	7- 16	277	4- 6	92	111	199	199	13	13	
DIV. I NON-CONF.	2- 9	293	0- 0	90	43	227	227	15	15	
TOTALS	RPI 1-25	RPI 26-50	W-L RECORDS	RPI 51-100	RPI 101-150	RPI 150+				
7- 16	0- 1	0- 2	OVERALL	1- 6	0- 1	6- 6				
4- 5	0- 0	0- 0	HOME	0- 2	0- 1	4- 2				
3- 9	0- 0	0- 1	AWAY	1- 4	0- 0	2- 3				
0- 2	0- 1	0- 1	NEUTRAL	0- 0	0- 0	0- 0				
2- 9	0- 1	0- 2	NON-CONFERENCE	0- 1	0- 1	2- 4				
1- 2	0- 0	0- 0	HOME	0- 0	0- 1	1- 1				
1- 5	0- 0	0- 1	AWAY	0- 1	0- 0	1- 3				
0- 2	0- 1	0- 1	NEUTRAL	0- 0	0- 0	0- 0				
5- 7	0- 0	0- 0	CONFERENCE	1- 5	0- 0	4- 2				
3- 3	0- 0	0- 0	HOME	0- 2	0- 0	3- 1				
2- 4	0- 0	0- 0	AWAY	1- 3	0- 0	1- 1				
0- 0	0- 0	0- 0	NEUTRAL	0- 0	0- 0	0- 0				

RPI 1-25				RPI 26-50				RPI 51-100				RPI 101+ Team's RPI: 199			
RPI	S	Opponent	Score	RPI	S	Opponent	Score	RPI	S	Opponent	Score	RPI	S	Opponent	Score
4	N	Mississippi St.	51 88	26	A	Arizona St.	37 82	55	A	Colorado St.	67 70	123	H	St. Mary's (CA)	64 85
				36	N	Oregon	62 91	55	H	Colorado St.	56 68	152	H	New Mexico	72 82
								69	A	South Dakota	69 84	153	H	Santa Clara	75 64
								83	A	UNLV	76 65	157	A	Fresno St.	74 88
								83	H	UNLV	55 63	158	A	San Francisco	71 79
								89	A	Boise St.	64 86	178	A	New Mexico St.	55 66
								99	A	Wyoming	60 89	200	A	Nebraska	61 83
												216	H	Pacific	96 99
												266	A	Hawaii	77 61
												272	A	San Diego St.	99 90
												272	H	San Diego St.	81 80
												283	H	Nevada	107 84
												311	H	Air Force	86 74
LAST 12 Division I GAMES:															
				83	H	UNLV	55 63	99	A	Wyoming	60 89				
				272	A	San Diego St.	99 90	311	H	Air Force	86 74				
				152	H	New Mexico	72 82	272	H	San Diego St.	81 80				
				83	A	UNLV	76 65	157	A	Fresno St.	74 88				
				55	H	Colorado St.	56 68	55	A	Colorado St.	67 70				
				89	A	Boise St.	64 86	283	H	Nevada	107 84				

Non-Div I Games: Stanislaus St. 90 85

San Jose St.

Santa Clara

Through Games Of Feb. 12, 2017

Average RPI Win:	195	WON-LOST	WINNING	LAST 10	STRENGTH OF	OPP. STRENGTH	TEAM	ADJ.	CONF.	ADJ CONF.
Average RPI Loss:	110	RECORD	PCT. RANK	GAMES	SCHEDULE	OF SCHEDULE	RPI	RPI	RPI	RPI
DIV. I ONLY	11- 13	195	3- 3	72	161	153	153	14	14	
DIV. I NON-CONF.	4- 6	209	0- 1	13	178	97	97	13	13	
TOTALS	RPI 1-25	RPI 26-50	W-L RECORDS	RPI 51-100	RPI 101-150	RPI 150+				
11- 13	0- 1	1- 0	OVERALL	1- 7	0- 1	9- 4				
7- 3	0- 0	0- 0	HOME	1- 2	0- 0	6- 1				
2- 7	0- 0	0- 0	AWAY	0- 0	0- 0	2- 0				
2- 3	0- 1	1- 0	NEUTRAL	0- 2	0- 0	1- 0				
4- 6	0- 1	1- 0	NON-CONFERENCE	0- 4	0- 0	3- 1				
1- 1	0- 0	0- 0	HOME	0- 1	0- 0	1- 0				
1- 2	0- 0	0- 0	AWAY	0- 1	0- 0	1- 1				
2- 3	0- 1	1- 0	NEUTRAL	0- 2	0- 0	1- 0				
7- 7	0- 0	0- 0	CONFERENCE	1- 3	0- 1	6- 3				
6- 2	0- 0	0- 0	HOME	1- 1	0- 0	5- 1				
1- 5	0- 0	0- 0	AWAY	0- 2	0- 1	1- 2				
0- 0	0- 0	0- 0	NEUTRAL	0- 0	0- 0	0- 0				

RPI 1-25				RPI 26-50				RPI 51-100				RPI 101+ Team's RPI: 153			
RPI	S	Opponent	Score	RPI	S	Opponent	Score	RPI	S	Opponent	Score	RPI	S	Opponent	Score
23	N	South Fla.	54 63	42	N	Marquette	65 62	51	H	Northwestern	75 87	123	A	St. Mary's (CA)	53 55
								63	A	Gonzaga	39 51	158	A	San Francisco	68 77
								63	H	Gonzaga	49 50	158	H	San Francisco	74 61
								67	A	California	58 73	176	H	Idaho St.	82 78
								70	N	Montana St.	50 77	178	N	New Mexico St.	60 46
								78	N	Oklahoma St.	53 67	199	A	San Jose St.	64 75
								92	A	BYU	66 72	212	A	Loyola Marymount	50 61
								92	H	BYU	64 63	212	H	Loyola Marymount	71 64
												216	H	Pacific	68 51
												232	H	San Diego	56 57
												243	A	UC Santa Barbara	69 58
												268	A	Portland	56 44
												268	H	Portland	68 56
												293	H	Pepperdine	61 40
LAST 12 Division I GAMES:															
23	N	South Fla.	54 63	92	A	BYU	66 72								
216	H	Pacific	68 51	212	A	Loyola Marymount	50 61								
158	H	San Francisco	74 61	63	A	Gonzaga	39 51								
63	H	Gonzaga	49 50	293	H	Pepperdine	61 40								
268	H	Portland	68 56	232	H	San Diego	56 57								
123	A	St. Mary's (CA)	53 55	212	H	Loyola Marymount	71 64								

Non-Div I Games: UC Santa Cruz 85 39

Santa Clara

Loss, Non-Conf, S Site, H Home A Away N Neutral

Average RPI Win:	283	WON-LOST	WINNING	LAST 10	STRENGTH OF	OPP. STRENGTH	TEAM	ADJ.	CONF.	ADJ CONF.
Average RPI Loss:	153	RECORD	PCT. RANK	GAMES	SCHEDULE	OF SCHEDULE	RPI	RPI	RPI	RPI
DIV. I ONLY	8- 14	246	7- 3	207	297	262	262	32	32	
DIV. I NON-CONF.	1- 10	325	0- 1	77	50	278	278	31	31	
TOTALS	RPI 1-25	RPI 26-50	W-L RECORDS	RPI 51-100	RPI 101-150	RPI 150+				
8- 14	0- 2	0- 1	OVERALL	0- 3	0- 0	8- 8				
6- 5	0- 1	0- 0	HOME	0- 1	0- 0	6- 3				
2- 9	0- 1	0- 1	AWAY	0- 2	0- 0	2- 5				
0- 0	0- 0	0- 0	NEUTRAL	0- 0	0- 0	0- 0				
1- 10	0- 2	0- 1	NON-CONFERENCE	0- 3	0- 0	1- 4				
1- 4	0- 1	0- 0	HOME	0- 1	0- 0	1- 2				
0- 6	0- 1	0- 1	AWAY	0- 2	0- 0	0- 2				
0- 0	0- 0	0- 0	NEUTRAL	0- 0	0- 0	0- 0				
7- 4	0- 0	0- 0	CONFERENCE	0- 0	0- 0	7- 4				
5- 1	0- 0	0- 0	HOME	0- 0	0- 0	5- 1				
2- 3	0- 0	0- 0	AWAY	0- 0	0- 0	2- 3				
0- 0	0- 0	0- 0	NEUTRAL	0- 0	0- 0	0- 0				

RPI 1-25				RPI 26-50				RPI 51-100				RPI 101+ Team's RPI: 262			
RPI	S	Opponent	Score	RPI	S	Opponent	Score	RPI	S	Opponent	Score	RPI	S	Opponent	Score
3	H	South Carolina	30 70	35	A	Auburn	46 75	76	A	Iowa St.	51 74	170	A	Hampton	46 75
6	A	Washington	36 87					86	H	Jacksonville	40 55	170	H	Hampton	55 51
								91	A	FGCU	40 89	196	A	Seton Hall	60 74
												217	H	Alabama St.	54 39
												228	A	Howard	49 55
												233	H	Bethune-Cookman	31 38
												238	H	Ga. Southern	45 50
												240	A	UMES	59 58
												251	H	Jacksonville St.	57 64
												256	A	Norfolk St.	55 61
												256	H	Norfolk St.	59 53
												278	A	Kennesaw St.	60 72
												341	H	Florida A&M	56 52
												344	A	South Carolina St.	60 49
												347	H	Delaware St.	64 57
												348	H	Morgan St.	66 62
LAST 12 Division I GAMES:															
256	H	Norfolk St.	59 53	344	A	South Carolina St.	60 49								
170	H	Hampton	55 51	341	H	Florida A&M	56 52								
240	A	UMES	59 58	170	A	Hampton	46 75								
228	A	Howard	49 55	256	A	Norfolk St.	55 61								
347	H	Delaware St.	64 57	233	H	Bethune-Cookman	31 38								
348	H	Morgan St.	66 62	91	A	FGCU	40 89								

Non-Div I Games: Columbia (SC) 68 52

Savannah St.

Average RPI Win:	295	WON-LOST	WINNING	LAST 10	STRENGTH OF	OPP. STRENGTH	TEAM	ADJ.	CONF.	ADJ CONF.
Average RPI Loss:	139	RECORD	PCT. RANK	GAMES	SCHEDULE	OF SCHEDULE	RPI	RPI	RPI	RPI
DIV. I ONLY	11- 13	195	8- 2	262	264	225	225	29	29	
DIV. I NON-CONF.	3- 12	288	0- 3	154	228	286	286	29	29	
TOTALS	RPI 1-25	RPI 26-50	W-L RECORDS	RPI 51-100	RPI 101-150	RPI 150+				
11- 13	0- 1	0- 0	OVERALL	0- 4	0- 1	11- 7				
6- 5	0- 1	0- 0	HOME	0- 0	0- 1	6- 3				
5- 8	0- 0	0- 0	AWAY	0- 4	0- 0	5- 4				
0- 0	0- 0	0- 0	NEUTRAL	0- 0	0- 0	0- 0				
3- 12	0- 1	0- 0	NON-CONFERENCE	0- 4	0- 1	3- 6				
2- 5	0- 1	0- 0	HOME	0- 0	0- 1	2- 3				
1- 7	0- 0	0- 0	AWAY	0- 4	0- 0	1- 3				
0- 0	0- 0	0- 0	NEUTRAL	0- 0	0- 0	0- 0				
8- 1	0- 0	0- 0	CONFERENCE	0- 0	0- 0	8- 1				
4- 0	0- 0	0- 0	HOME	0- 0	0- 0	4- 0				
4- 1	0- 0	0- 0	AWAY	0- 0	0- 0	4- 1				
0- 0	0- 0	0- 0	NEUTRAL	0- 0	0- 0	0- 0				

RPI 1-25				RPI 26-50				RPI 51-100				RPI 101+ Team's RPI: 225			
RPI	S	Opponent	Score	RPI	S	Opponent	Score	RPI	S	Opponent	Score	RPI	S	Opponent	Score
6	H	Washington	64 94					55	A	Colorado St.	62 66	124	H	Idaho	64 68
								70	A	Montana St.	56 75	158	A	San Francisco	59 73
								87	A	SMU	43 77	166	H	CSUN	64 68
								89	A	Boise St.	68 73	173	A	UC Riverside	54 58
												178	A	New Mexico St.	69 73
												212	H	Loyola Marymount	59 62
												222	H	Grand Canyon	86 60
												232	A	San Diego	44 67
												243	H	UC Santa Barbara	58 53
												255	H	Portland St.	71 79
												260	A	UTRGV	67 54
												264	H	CSU Bakersfield	54 47
												295	A	Denver	75 72
												318	A	UMKC	75 65
												318	H	UMKC	74 52
												326	H	Montana	60 44
												328	A	Utah Valley	69 51
												333	A	Chicago St.	64 51
												333	H	Chicago St.	82 53
LAST 12 Division I GAMES:															
				318	H	UMKC	74 52					333	A	Chicago St.	64 51
				333	H	Chicago St.	82 53					318	A	UMKC	75 65
				328	A	Utah Valley	69 51					264	H	CSU Bakersfield	54 47
				260	A	UTRGV	67 54					166	H	CSUN	64 68
				178	A	New Mexico St.	69 73					87	A	SMU	43 77
				222	H	Grand Canyon	86 60					55	A	Colorado St.	62 66

Non-Div I Games:

Seattle U

■ Loss,
■ Non-Conf,
■ S Site,
■ Home
■ A Away
N Neutral

Average RPI Win:	197	WON-LOST	WINNING	LAST 10	STRENGTH OF	OPP. STRENGTH	TEAM	ADJ.	CONF.	ADJ CONF.
Average RPI Loss:	83	RECORD	PCT. RANK	GAMES	SCHEDULE	OF SCHEDULE	RPI	RPI	RPI	RPI
DIV. I ONLY	11- 15	218	3- 7	131	69	196	196	7	7	
DIV. I NON-CONF.	7- 4	114	0- 0	239	157	155	155	7	7	
TOTALS	RPI 1-25	RPI 26-50	W-L RECORDS	RPI 51-100	RPI 101-150	RPI 150+				
11- 15	0- 3	0- 6	OVERALL	2- 2	1- 1	8- 3				
10- 6	0- 2	0- 3	HOME	2- 1	1- 0	7- 0				
1- 9	0- 1	0- 3	AWAY	0- 1	0- 1	1- 3				
0- 0	0- 0	0- 0	NEUTRAL	0- 0	0- 0	0- 0				
7- 4	0- 0	0- 0	NON-CONFERENCE	1- 2	1- 1	5- 1				
6- 1	0- 0	0- 0	HOME	1- 1	1- 0	4- 0				
1- 3	0- 0	0- 0	AWAY	0- 1	0- 1	1- 1				
0- 0	0- 0	0- 0	NEUTRAL	0- 0	0- 0	0- 0				
4- 11	0- 3	0- 6	CONFERENCE	1- 0	0- 0	3- 2				
4- 5	0- 2	0- 3	HOME	1- 0	0- 0	3- 0				
0- 6	0- 1	0- 3	AWAY	0- 0	0- 0	0- 2				
0- 0	0- 0	0- 0	NEUTRAL	0- 0	0- 0	0- 0				

RPI 1-25				RPI 26-50				RPI 51-100				RPI 101+ Team's RPI: 196			
RPI	S	Opponent	Score	RPI	S	Opponent	Score	RPI	S	Opponent	Score	RPI	S	Opponent	Score
19	A	DePaul	60 86	42	A	Marquette	60 103	62	A	Minnesota	57 90	118	H	Rider	89 81
19	H	DePaul	65 96	42	H	Marquette	77 83	66	H	Wake Forest	70 63	136	A	Princeton	67 94
22	H	Creighton	60 70	49	A	Georgetown	58 77	73	H	St. John's (NY)	64 59	162	H	Boston College	71 66
				49	H	Georgetown	60 77	97	H	UT Arlington	61 86	168	H	Providence	55 43
				50	A	Villanova	52 69					181	A	Xavier	64 72
				50	H	Villanova	52 87					181	H	Xavier	71 62
LAST 12 Division I GAMES:															
				50	H	Villanova	52 87	22	H	Creighton	60 70				
				49	H	Georgetown	60 77	168	H	Providence	55 43				
				19	A	DePaul	60 86	49	A	Georgetown	58 77				
				42	A	Marquette	60 103	50	A	Villanova	52 69				
				236	H	Butler	65 63	42	H	Marquette	77 83				
				181	H	Xavier	71 62	19	H	DePaul	65 96				

Non-Div I Games:

Seton Hall

■ Loss,
■ Non-Conf,
■ S Site,
■ H Home
■ A Away
N Neutral

Average RPI Win: 231	WON-LOST	WINNING	LAST 10	STRENGTH OF	OPP. STRENGTH	TEAM	ADJ.	CONF.	ADJ CONF.
Average RPI Loss: 132	RECORD	PCT. RANK	GAMES	SCHEDULE	OF SCHEDULE	RPI	RPI	RPI	RPI
DIV. I ONLY	10- 15	226	7- 3	100	236	194	194	18	18
DIV. I NON-CONF.	1- 8	314	0- 0	35	195	255	255	17	17
TOTALS	RPI 1-25	RPI 26-50	W-L RECORDS	RPI 51-100	RPI 101-150	RPI 150+			
10- 15	0- 0	0- 4	OVERALL	0- 2	0- 3	10- 6			
7- 6	0- 0	0- 2	HOME	0- 1	0- 1	7- 2			
3- 9	0- 0	0- 2	AWAY	0- 1	0- 2	3- 4			
0- 0	0- 0	0- 0	NEUTRAL	0- 0	0- 0	0- 0			
1- 8	0- 0	0- 2	NON-CONFERENCE	0- 2	0- 1	1- 3			
1- 3	0- 0	0- 1	HOME	0- 1	0- 0	1- 1			
0- 5	0- 0	0- 1	AWAY	0- 1	0- 1	0- 2			
0- 0	0- 0	0- 0	NEUTRAL	0- 0	0- 0	0- 0			
9- 7	0- 0	0- 2	CONFERENCE	0- 0	0- 2	9- 3			
6- 3	0- 0	0- 1	HOME	0- 0	0- 1	6- 1			
3- 4	0- 0	0- 1	AWAY	0- 0	0- 1	3- 2			
0- 0	0- 0	0- 0	NEUTRAL	0- 0	0- 0	0- 0			

RPI S	Opponent	Score	RPI S	Opponent	Score	RPI S	Opponent	Score	RPI S	Opponent	Score	Team's RPI: 194
			28	H Harvard	58 65	91	A FGCU	42 66	118	A Rider	70 72	
			33	A Syracuse	65 102	94	H New Hampshire	67 77	118	H Rider	61 62	
			46	A Quinnipiac	47 73				140	A Albany (NY)	86 88	
			46	H Quinnipiac	60 76				160	A Iona	58 46	
									169	A Fairfield	57 61	
									169	H Fairfield	67 52	
									180	A Northeastern	50 61	
									182	H Hartford	76 80	
									197	A Sacred Heart	58 62	
									209	A Monmouth	91 86	
									209	H Monmouth	85 76	
									220	H Niagara	71 53	
									245	H Canisius	67 42	
									246	H Colgate	71 63	
									253	A Marist	69 68	
									253	H Marist	59 70	
									281	A Manhattan	66 68	
									281	H Manhattan	67 62	
									316	H Saint Peter's	80 55	
LAST 12 Division I GAMES:												
			46	H Quinnipiac	60 76	253	A Marist	69 68				
			281	H Manhattan	67 62	316	H Saint Peter's	80 55				
			118	A Rider	70 72	209	H Monmouth	85 76				
			253	H Marist	59 70	160	A Iona	58 46				
			209	A Monmouth	91 86	118	H Rider	61 62				
			245	H Canisius	67 42	169	A Fairfield	57 61				

Non-Div I Games:

Siena

Average RPI Win: 260	WON-LOST	WINNING	LAST 10	STRENGTH OF	OPP. STRENGTH	TEAM	ADJ.	CONF.	ADJ CONF.
Average RPI Loss: 141	RECORD	PCT. RANK	GAMES	SCHEDULE	OF SCHEDULE	RPI	RPI	RPI	RPI
DIV. I ONLY	6- 15	286	2- 8	160	214	235	235	21	21
DIV. I NON-CONF.	3- 6	230	0- 0	118	144	196	196	19	19
TOTALS	RPI 1-25	RPI 26-50	W-L RECORDS	RPI 51-100	RPI 101-150	RPI 150+			
6- 15	0- 0	0- 2	OVERALL	0- 3	0- 4	6- 6			
1- 7	0- 0	0- 1	HOME	0- 1	0- 2	1- 3			
4- 7	0- 0	0- 1	AWAY	0- 1	0- 2	4- 3			
1- 1	0- 0	0- 0	NEUTRAL	0- 1	0- 0	1- 0			
3- 6	0- 0	0- 1	NON-CONFERENCE	0- 2	0- 2	3- 1			
1- 2	0- 0	0- 1	HOME	0- 0	0- 1	1- 0			
1- 3	0- 0	0- 0	AWAY	0- 1	0- 1	1- 1			
1- 1	0- 0	0- 0	NEUTRAL	0- 1	0- 0	1- 0			
3- 9	0- 0	0- 1	CONFERENCE	0- 1	0- 2	3- 5			
0- 5	0- 0	0- 0	HOME	0- 1	0- 1	0- 3			
3- 4	0- 0	0- 1	AWAY	0- 0	0- 1	3- 2			
0- 0	0- 0	0- 0	NEUTRAL	0- 0	0- 0	0- 0			

RPI S	Opponent	Score	RPI S	Opponent	Score	RPI S	Opponent	Score	RPI S	Opponent	Score	Team's RPI: 235
30	H North Carolina St.	31 74	58	N Florida	33 85	109	A Troy	71 75				
43	A Little Rock	54 71	86	A Jacksonville	55 62	109	H Troy	57 73				
			97	H UT Arlington	49 73	120	H Southern Miss.	48 57				
						130	A UCF	58 70				
						163	A Louisiana	38 62				
						174	H Texas St.	44 57				
						184	A UAB	41 66				
						211	A New Orleans	65 62				
						238	A Ga. Southern	55 46				
						238	H Ga. Southern	45 53				
						247	H Southern U.	55 48				
						258	A Georgia St.	77 47				
						258	H Georgia St.	45 55				
						274	N North Florida	62 55				
						322	A Arkansas St.	53 56				
						332	A La.-Monroe	74 44				
LAST 12 Division I GAMES:												
332	A La.-Monroe	74 44	322	A Arkansas St.	53 56							
163	A Louisiana	38 62	174	H Texas St.	44 57							
109	A Troy	71 75	97	H UT Arlington	49 73							
238	H Ga. Southern	45 53	258	A Georgia St.	77 47							
258	H Georgia St.	45 55	238	A Ga. Southern	55 46							
43	A Little Rock	54 71	109	H Troy	57 73							

Non-Div I Games: Spring Hill 38 33 William Carey 62 39

South Ala.

Loss, Non-Conf, S Site, H Home A Away N Neutral

Through Games of Feb. 11, 1917										
Average RPI Win:	87	WON-LOST	WINNING	LAST 10	STRENGTH OF	OPP. STRENGTH	TEAM	ADJ.	CONF.	ADJ CONF.
Average RPI Loss:	12	RECORD	PCT. RANK	GAMES	SCHEDULE	OF SCHEDULE	RPI	RPI	RPI	RPI
DIV. I ONLY	21- 2	6	9- 1	8	1	3	3	2	2	
DIV. I NON-CONF.	10- 1	16	0- 0	18	2	3	3	2	2	
TOTALS	RPI 1-25	RPI 26-50	W-L RECORDS	RPI 51-100	RPI 101-150	RPI 150+				
21- 2	6- 2	3- 0	OVERALL	4- 0	5- 0	3- 0				
11- 1	2- 1	1- 0	HOME	2- 0	4- 0	2- 0				
9- 1	3- 1	2- 0	AWAY	2- 0	1- 0	1- 0				
1- 0	1- 0	0- 0	NEUTRAL	0- 0	0- 0	0- 0				
10- 1	3- 1	1- 0	NON-CONFERENCE	1- 0	2- 0	3- 0				
6- 0	1- 0	0- 0	HOME	1- 0	2- 0	2- 0				
3- 1	1- 1	1- 0	AWAY	0- 0	0- 0	1- 0				
1- 0	1- 0	0- 0	NEUTRAL	0- 0	0- 0	0- 0				
11- 1	3- 1	2- 0	CONFERENCE	3- 0	3- 0	0- 0				
5- 1	1- 1	1- 0	HOME	1- 0	2- 0	0- 0				
6- 0	2- 0	1- 0	AWAY	2- 0	1- 0	0- 0				
0- 0	0- 0	0- 0	NEUTRAL	0- 0	0- 0	0- 0				

RPI	S	Opponent	Score	RPI	S	Opponent	Score	RPI	S	Opponent	Score	RPI	S	Opponent	Score
4	H	Mississippi St.	64 61	27	A	Ohio St.	92 80	58	A	Florida	81 62	103	H	Clemson	83 61
8	A	Texas	76 67	35	A	Auburn	73 47	62	H	Minnesota	98 58	110	H	Ole Miss	65 46
9	A	Duke	63 74	35	H	Auburn	60 41	90	A	Georgia	62 44	129	H	Maine	79 42
12	H	UCLA	66 57					90	H	Georgia	66 63	131	A	Arkansas	79 49
13	N	Louisville	83 59									138	H	Alabama	93 45
14	H	Tennessee	74 76									170	H	Hampton	92 38
15	A	Kentucky	75 63									262	A	Savannah St.	70 30
24	A	LSU	84 61									316	H	Saint Peter's	93 38
LAST 12 Division I GAMES:															
35	H	Auburn	60 41	110	H	Ole Miss	65 46								
131	A	Arkansas	79 49	24	A	LSU	84 61								
15	A	Kentucky	75 63	90	H	Georgia	66 63								
14	H	Tennessee	74 76	58	A	Florida	81 62								
90	A	Georgia	62 44	35	A	Auburn	73 47								
4	H	Mississippi St.	64 61	138	H	Alabama	93 45								

Non-Div I Games:

South Carolina

Average RPI Win:	306	WON-LOST	WINNING	LAST 10	STRENGTH OF	OPP. STRENGTH	TEAM	ADJ.	CONF.	ADJ CONF.
Average RPI Loss:	232	RECORD	PCT. RANK	GAMES	SCHEDULE	OF SCHEDULE	RPI	RPI	RPI	RPI
DIV. I ONLY	3- 17	328	2- 8	343	327	344	344	32	32	
DIV. I NON-CONF.	1- 8	314	0- 1	331	259	342	342	31	31	
TOTALS	RPI 1-25	RPI 26-50	W-L RECORDS	RPI 51-100	RPI 101-150	RPI 150+				
3- 17	0- 0	0- 0	OVERALL	0- 1	0- 2	3- 14				
1- 6	0- 0	0- 0	HOME	0- 0	0- 0	1- 6				
2- 10	0- 0	0- 0	AWAY	0- 1	0- 2	2- 7				
0- 1	0- 0	0- 0	NEUTRAL	0- 0	0- 0	0- 1				
1- 8	0- 0	0- 0	NON-CONFERENCE	0- 1	0- 2	1- 5				
0- 1	0- 0	0- 0	HOME	0- 0	0- 0	0- 1				
1- 6	0- 0	0- 0	AWAY	0- 1	0- 2	1- 3				
0- 1	0- 0	0- 0	NEUTRAL	0- 0	0- 0	0- 1				
2- 9	0- 0	0- 0	CONFERENCE	0- 0	0- 0	2- 9				
1- 5	0- 0	0- 0	HOME	0- 0	0- 0	1- 5				
1- 4	0- 0	0- 0	AWAY	0- 0	0- 0	1- 4				
0- 0	0- 0	0- 0	NEUTRAL	0- 0	0- 0	0- 0				

RPI 1-25				RPI 26-50				RPI 51-100				RPI 101+				Team's RPI: 344	
RPI	S	Opponent	Score	RPI	S	Opponent	Score	RPI	S	Opponent	Score	RPI	S	Opponent	Score		
								90	A	Georgia	50 64	103	A	Clemson	36 56		
												108	A	North Carolina	49 82		
												170	A	Hampton	46 80		
												170	H	Hampton	50 51		
												228	A	Howard	57 75		
												233	H	Bethune-Cookman	34 64		
												238	A	Ga. Southern	58 74		
												240	A	UMES	67 60		
												242	A	Wofford	65 66		
												250	A	Charleston So.	62 67		
												256	H	Norfolk St.	53 68		
												262	H	Savannah St.	49 60		
												277	N	Coastal Caro.	54 63		
												300	A	Coppin St.	54 70		
												323	H	USC Upstate	67 73		
												329	A	Winthrop	63 55		
												343	A	N.C. Central	41 52		
												347	H	Delaware St.	70 72		
												348	H	Morgan St.	50 46		
LAST 12 Division I GAMES:																	
				343	A	N.C. Central	41 52	348	H	Morgan St.	50 46						
				170	H	Hampton	50 51	347	H	Delaware St.	70 72						
				256	H	Norfolk St.	53 68	262	H	Savannah St.	49 60						
				228	A	Howard	57 75	233	H	Bethune-Cookman	34 64						
				240	A	UMES	67 60	300	A	Coppin St.	54 70						
				170	A	Hampton	46 80	108	A	North Carolina	49 82						

South Carolina St.

■ Loss, ■ Non-Conf, S Site, H Home A Away N Neutral

South Dakota

Through Games Of Feb. 12, 2017

Average RPI Win:	193	WON-LOST	WINNING	LAST 10	STRENGTH OF	OPP. STRENGTH	TEAM	ADJ.	CONF.	ADJ CONF.
Average RPI Loss:	132	RECORD	PCT. RANK	GAMES	SCHEDULE	OF SCHEDULE	RPI	RPI	RPI	RPI
DIV. I ONLY	18- 5	28	7- 3	220	119	69	69	11	11	
DIV. I NON-CONF.	9- 2	37	0- 0	138	121	37	37	10	10	
TOTALS	RPI 1-25	RPI 26-50	W-L RECORDS	RPI 51-100	RPI 101-150	RPI 150+				
18- 5	0- 0	1- 1	OVERALL	3- 2	2- 1	12- 1				
8- 1	0- 0	1- 0	HOME	2- 1	0- 0	5- 0				
7- 4	0- 0	0- 1	AWAY	0- 1	2- 1	5- 1				
3- 0	0- 0	0- 0	NEUTRAL	1- 0	0- 0	2- 0				
9- 2	0- 0	0- 0	NON-CONFERENCE	2- 1	1- 1	6- 0				
3- 0	0- 0	0- 0	HOME	1- 0	0- 0	2- 0				
3- 2	0- 0	0- 0	AWAY	0- 1	1- 1	2- 0				
3- 0	0- 0	0- 0	NEUTRAL	1- 0	0- 0	2- 0				
9- 3	0- 0	1- 1	CONFERENCE	1- 1	1- 0	6- 1				
5- 1	0- 0	1- 0	HOME	1- 1	0- 0	3- 0				
4- 2	0- 0	0- 1	AWAY	0- 0	1- 0	3- 1				
0- 0	0- 0	0- 0	NEUTRAL	0- 0	0- 0	0- 0				

RPI S	Opponent	Score	RPI S	Opponent	Score	RPI S	Opponent	Score	RPI S	Opponent	Score
37	A South Dakota St.	58 70	37	H South Dakota St.	65 62	61	H IUPUI	75 62	131	A Arkansas	67 70
						82	N Northern Ill.	97 83	141	A Tulsa	71 68
						95	H Western Ill.	78 86	150	A Oral Roberts	69 47
						96	H SFA	80 74	154	A Omaha	60 52
						99	A Wyoming	62 69	167	N Southern Ill.	68 57
									173	A UC Riverside	61 55
									185	H Illinois	77 68
									199	H San Jose St.	84 69
									221	N SIUE	75 68
									264	A CSU Bakersfield	75 60
									295	A Denver	53 44
									295	H Denver	70 64
									297	A North Dakota St.	73 83
									297	H North Dakota St.	80 48
									324	A Fort Wayne	82 55
									324	H Fort Wayne	87 59
LAST 12 Division I GAMES:											
324	A Fort Wayne	82 55	154	A Omaha	60 52						
37	A South Dakota St.	58 70	150	A Oral Roberts	69 47						
295	A Denver	53 44	61	H IUPUI	75 62						
95	H Western Ill.	78 86	297	A North Dakota St.	73 83						
297	H North Dakota St.	80 48	37	H South Dakota St.	65 62						
324	H Fort Wayne	87 59	295	H Denver	70 64						

Non-Div I Games: Concordia-St. Paul 83 58 Northwestern (IA) 100 57

South Dakota

Loss, Non-Conf, S Site, H Home A Away N Neutral

Average RPI Win:	171	WON-LOST	WINNING	LAST 10	STRENGTH OF	OPP. STRENGTH	TEAM	ADJ.	CONF.	ADJ CONF.
Average RPI Loss:	58	RECORD	PCT. RANK	GAMES	SCHEDULE	OF SCHEDULE	RPI	RPI	RPI	RPI
DIV. I ONLY	19- 6	38	8- 2	73	104	37	37	11	11	
DIV. I NON-CONF.	9- 3	63	0- 0	24	46	15	15	10	10	
TOTALS	RPI 1-25	RPI 26-50	W-L RECORDS	RPI 51-100	RPI 101-150	RPI 150+				
19- 6	1- 2	2- 1	OVERALL	4- 2	3- 0	9- 1				
11- 1	1- 0	1- 1	HOME	3- 0	1- 0	5- 0				
7- 5	0- 2	1- 0	AWAY	1- 2	2- 0	3- 1				
1- 0	0- 0	0- 0	NEUTRAL	0- 0	0- 0	1- 0				
9- 3	1- 2	2- 1	NON-CONFERENCE	1- 0	1- 0	4- 0				
4- 1	1- 0	1- 1	HOME	0- 0	0- 0	2- 0				
4- 2	0- 2	1- 0	AWAY	1- 0	1- 0	1- 0				
1- 0	0- 0	0- 0	NEUTRAL	0- 0	0- 0	1- 0				
10- 3	0- 0	0- 0	CONFERENCE	3- 2	2- 0	5- 1				
7- 0	0- 0	0- 0	HOME	3- 0	1- 0	3- 0				
3- 3	0- 0	0- 0	AWAY	0- 2	1- 0	2- 1				
0- 0	0- 0	0- 0	NEUTRAL	0- 0	0- 0	0- 0				

RPI 1-25				RPI 26-50				Team's RPI: 37	RPI 51-100				RPI 101+			
RPI	S	Opponent	Score	RPI	S	Opponent	Score		RPI	S	Opponent	Score	RPI	S	Opponent	Score
13	A	Louisville	30 83	34	H	Green Bay	43 67		61	A	IUPUI	59 64	135	A	North Dakota	83 72
18	A	Oklahoma	60 74	47	A	Iowa	66 64		61	H	IUPUI	68 49	150	A	Oral Roberts	78 57
22	H	Creighton	63 56	48	H	George Washington	60 55		65	A	UNI	61 50	150	H	Oral Roberts	82 35
									69	A	South Dakota	62 65	154	A	Omaha	82 83
									69	H	South Dakota	70 58	154	H	Omaha	76 64
									95	H	Western Ill.	73 58	205	A	Wichita St.	78 58
													221	H	SIUE	82 49
													279	H	Ark.-Pine Bluff	103 45
													295	A	Denver	72 63
													297	A	North Dakota St.	69 66
													297	H	North Dakota St.	70 44
													324	H	Fort Wayne	73 51
													326	N	Montana	84 43
LAST 12 Division I GAMES:																
61	A	IUPUI	59 64	295	A	Denver	72 63									
150	H	Oral Roberts	82 35	150	A	Oral Roberts	78 57									
69	H	South Dakota	70 58	61	H	IUPUI	68 49									
297	H	North Dakota St.	70 44	154	H	Omaha	76 64									
154	A	Omaha	82 83	324	H	Fort Wayne	73 51									
95	H	Western Ill.	73 58	69	A	South Dakota	62 65									

Non-Div I Games:

South Dakota St.

■ Loss,
 ■ Non-Conf,
 ■ S Site,
 ■ Home
 ■ A Away
 N Neutral

Average RPI Win: 145		WON-LOST	WINNING	LAST 10	STRENGTH OF	OPP. STRENGTH	TEAM	ADJ.	CONF.	ADJ CONF.
Average RPI Loss: 68		RECORD	PCT. RANK	GAMES	SCHEDULE	OF SCHEDULE	RPI	RPI	RPI	RPI
DIV. I ONLY		20- 4	15	7- 3	75	55	23	23	5	5
DIV. I NON-CONF.		11- 2	24	0- 1	145	93	55	55	5	5
TOTALS		RPI 1-25	RPI 26-50		W-L RECORDS		RPI 51-100	RPI 101-150	RPI 150+	
20- 4	1- 2	2- 0		OVERALL		4- 0	7- 2	6- 0		
10- 1	0- 1	1- 0		HOME		1- 0	5- 0	3- 0		
6- 2	1- 1	1- 0		AWAY		1- 0	1- 1	2- 0		
4- 1	0- 0	0- 0		NEUTRAL		2- 0	1- 1	1- 0		
11- 2	0- 1	0- 0		NON-CONFERENCE		3- 0	2- 1	6- 0		
5- 1	0- 1	0- 0		HOME		1- 0	1- 0	3- 0		
2- 0	0- 0	0- 0		AWAY		0- 0	0- 0	2- 0		
4- 1	0- 0	0- 0		NEUTRAL		2- 0	1- 1	1- 0		
9- 2	1- 1	2- 0		CONFERENCE		1- 0	5- 1	0- 0		
5- 0	0- 0	1- 0		HOME		0- 0	4- 0	0- 0		
4- 2	1- 1	1- 0		AWAY		1- 0	1- 1	0- 0		
0- 0	0- 0	0- 0		NEUTRAL		0- 0	0- 0	0- 0		

RPI	S	Opponent	Score	RPI	S	Opponent	Score	RPI	S	Opponent	Score	RPI	S	Opponent	Score
1	A	UConn	37 102	41	A	Tulane	62 53	83	N	UNLV	77 42	108	N	North Carolina	83 55
13	H	Louisville	52 66	41	H	Tulane	66 56	86	H	Jacksonville	64 52	111	N	Long Beach St.	68 73
25	A	Temple	55 51					87	A	SMU	52 51	119	H	Stetson	74 60
								90	N	Georgia	81 65	141	H	Tulsa	84 68
												142	H	Cincinnati	72 52
												144	A	East Carolina	76 66
												144	H	East Carolina	79 48
												145	A	Memphis	57 62
												145	H	Memphis	79 49
												153	N	Santa Clara	63 54
												230	H	Saint Francis (PA)	129 80
												236	A	Butler	74 59
												274	H	North Florida	78 42
												280	H	FIU	91 41
												322	A	Arkansas St.	78 59
LAST 12 Division I GAMES:															
41	H	Tulane	66 56	13	H	Louisville	52 66	145	H	Memphis	79 49	1	A	UConn	37 102
144	A	East Carolina	76 66	144	H	East Carolina	79 48	141	H	Tulsa	84 68	41	A	Tulane	62 53
145	A	Memphis	57 62												
142	H	Cincinnati	72 52												
25	A	Temple	55 51												
87	A	SMU	52 51												

Non-Div I Games:

South Fla.

■ Loss,
 ■ Non-Conf,
 ■ S Site,
 ■ Home
 ■ Away
 N Neutral

Average RPI Win:	276	WON-LOST	WINNING	LAST 10	STRENGTH OF	OPP. STRENGTH	TEAM	ADJ.	CONF.	ADJ CONF.
Average RPI Loss:	186	RECORD	PCT. RANK	GAMES	SCHEDULE	OF SCHEDULE	RPI	RPI	RPI	RPI
DIV. I ONLY	10- 14	220	5- 5	300	294	269	269	26	26	
DIV. I NON-CONF.	4- 7	224	0- 0	266	292	288	288	26	26	
TOTALS	RPI 1-25	RPI 26-50	W-L RECORDS	RPI 51-100	RPI 101-150	RPI 150+				
10- 14	0- 0	0- 0	OVERALL	0- 2	0- 3	10- 9				
4- 7	0- 0	0- 0	HOME	0- 1	0- 2	4- 4				
5- 6	0- 0	0- 0	AWAY	0- 1	0- 1	5- 4				
1- 1	0- 0	0- 0	NEUTRAL	0- 0	0- 0	1- 1				
4- 7	0- 0	0- 0	NON-CONFERENCE	0- 1	0- 3	4- 3				
2- 3	0- 0	0- 0	HOME	0- 1	0- 2	2- 0				
1- 3	0- 0	0- 0	AWAY	0- 0	0- 1	1- 2				
1- 1	0- 0	0- 0	NEUTRAL	0- 0	0- 0	1- 1				
6- 7	0- 0	0- 0	CONFERENCE	0- 1	0- 0	6- 6				
2- 4	0- 0	0- 0	HOME	0- 0	0- 0	2- 4				
4- 3	0- 0	0- 0	AWAY	0- 1	0- 0	4- 2				
0- 0	0- 0	0- 0	NEUTRAL	0- 0	0- 0	0- 0				

RPI 1-25				RPI 26-50				RPI 51-100				RPI 101+				Team's RPI: 269	
RPI	S	Opponent	Score	RPI	S	Opponent	Score	RPI	S	Opponent	Score	RPI	S	Opponent	Score		
								75	A	Belmont	77	89	114	H	Saint Louis	50	89
								95	H	Western Ill.	87	100	142	H	Cincinnati	75	83
													145	A	Memphis	63	65
													163	N	Louisiana	78	82
													167	A	Southern Ill.	70	77
													181	A	Xavier	48	54
													192	H	Morehead St.	72	82
													221	A	SIUE	69	70
													221	H	SIUE	78	74
													237	H	Murray St.	79	70
													244	A	Austin Peay	74	84
													251	A	Jacksonville St.	65	58
													252	A	UT Martin	82	79
													257	H	Tennessee Tech	63	74
													270	A	Tennessee St.	75	67
													276	A	Evansville	76	74
													290	N	Alcorn	68	50
													303	H	Lipscomb	79	63
													304	H	Eastern Ky.	63	74
													310	A	Eastern Ill.	107	65
													310	H	Eastern Ill.	62	71
													349	H	Alabama A&M	75	47
LAST 12 Division I GAMES:																	
				310	A	Eastern Ill.	107 65	310	H	Eastern Ill.	62	71					
				221	H	SIUE	78 74	221	A	SIUE	69	70					
				192	H	Morehead St.	72 82	252	A	UT Martin	82	79					
				251	A	Jacksonville St.	65 58	75	A	Belmont	77	89					
				244	A	Austin Peay	74 84	270	A	Tennessee St.	75	67					
				237	H	Murray St.	79 70	304	H	Eastern Ky.	63	74					

Non-Div I Games: Hannibal-La Grange 99 52 Stephens College 107 59

Southeast Mo. St.

■ Loss,
 ■ Non-Conf,
 ■ S Site,
 ■ Home
 ■ A Away
 N Neutral

Average RPI Win:	270	WON-LOST	WINNING	LAST 10	STRENGTH OF	OPP. STRENGTH	TEAM	ADJ.	CONF.	ADJ CONF.
Average RPI Loss:	196	RECORD	PCT. RANK	GAMES	SCHEDULE	OF SCHEDULE	RPI	RPI	RPI	RPI
DIV. I ONLY	4- 19	321	2- 8	305	281	331	331	27	27	
DIV. I NON-CONF.	1- 9	323	0- 0	107	204	300	300	27	27	
TOTALS	RPI 1-25	RPI 26-50	W-L RECORDS	RPI 51-100	RPI 101-150	RPI 150+				
4- 19	0- 1	0- 0	OVERALL	0- 4	0- 3	4- 11				
3- 6	0- 0	0- 0	HOME	0- 0	0- 1	3- 5				
1- 13	0- 1	0- 0	AWAY	0- 4	0- 2	1- 6				
0- 0	0- 0	0- 0	NEUTRAL	0- 0	0- 0	0- 0				
1- 9	0- 1	0- 0	NON-CONFERENCE	0- 3	0- 1	1- 4				
1- 1	0- 0	0- 0	HOME	0- 0	0- 0	1- 1				
0- 8	0- 1	0- 0	AWAY	0- 3	0- 1	0- 3				
0- 0	0- 0	0- 0	NEUTRAL	0- 0	0- 0	0- 0				
3- 10	0- 0	0- 0	CONFERENCE	0- 1	0- 2	3- 7				
2- 5	0- 0	0- 0	HOME	0- 0	0- 1	2- 4				
1- 5	0- 0	0- 0	AWAY	0- 1	0- 1	1- 3				
0- 0	0- 0	0- 0	NEUTRAL	0- 0	0- 0	0- 0				

RPI	S	Opponent	Score	RPI	S	Opponent	Score	RPI	S	Opponent	Score	RPI	S	Opponent	Score	Team's RPI: 331
7	A	Baylor	38 109					55	A	Colorado St.	31 77	110	A	Ole Miss	31 81	
								58	A	Florida	51 102	122	H	Abilene Christian	57 82	
								81	A	Colorado	54 112	133	A	Lamar University	68 86	
								100	A	Central Ark.	55 77	163	A	Louisiana	77 86	
												183	A	Houston	80 83	
												211	H	New Orleans	85 70	
												218	H	Grambling	71 87	
												233	H	Bethune-Cookman	75 63	
												267	H	McNeese	83 86	
												285	A	A&M-Corpus Christi	61 77	
												285	H	A&M-Corpus Christi	53 69	
												292	H	Northwestern St.	69 58	
												298	H	Nicholls St.	60 76	
												334	A	Incarinate Word	56 96	
												334	H	Incarinate Word	76 85	
												337	A	Sam Houston St.	61 68	
												345	A	Houston Baptist	87 71	
												346	A	Jackson St.	66 83	
LAST 12 Division I GAMES:																
211	H	New Orleans	85 70	334	A	Incarinate Word	56 96									
285	H	A&M-Corpus Christi	53 69	267	H	McNeese	83 86									
100	A	Central Ark.	55 77	285	A	A&M-Corpus Christi	61 77									
298	H	Nicholls St.	60 76	133	A	Lamar University	68 86									
337	A	Sam Houston St.	61 68	345	A	Houston Baptist	87 71									
292	H	Northwestern St.	69 58	334	H	Incarinate Word	76 85									

Non-Div I Games: Mobile 67 52

Southeastern La.

■ Loss,
 ■ Non-Conf, S Site,
 ■ Home
 ■ Away
 N Neutral

Average RPI Win:	157	WON-LOST	WINNING	LAST 10	STRENGTH OF	OPP. STRENGTH	TEAM	ADJ.	CONF.	ADJ CONF.
Average RPI Loss:	35	RECORD	PCT. RANK	GAMES	SCHEDULE	OF SCHEDULE	RPI	RPI	RPI	RPI
DIV. I ONLY	13- 12	166	3- 7	25	19	54	54	1	1	
DIV. I NON-CONF.	9- 2	37	0- 0	149	139	56	56	1	1	
TOTALS	RPI 1-25	RPI 26-50	W-L RECORDS	RPI 51-100	RPI 101-150	RPI 150+				
13- 12	2- 6	1- 2	OVERALL	1- 4	3- 0	6- 0				
7- 5	0- 3	1- 1	HOME	1- 1	2- 0	3- 0				
4- 7	2- 3	0- 1	AWAY	0- 3	0- 0	2- 0				
2- 0	0- 0	0- 0	NEUTRAL	0- 0	1- 0	1- 0				
9- 2	1- 1	0- 0	NON-CONFERENCE	0- 1	2- 0	6- 0				
4- 1	0- 1	0- 0	HOME	0- 0	1- 0	3- 0				
3- 1	1- 0	0- 0	AWAY	0- 1	0- 0	2- 0				
2- 0	0- 0	0- 0	NEUTRAL	0- 0	1- 0	1- 0				
4- 10	1- 5	1- 2	CONFERENCE	1- 3	1- 0	0- 0				
3- 4	0- 2	1- 1	HOME	1- 1	1- 0	0- 0				
1- 6	1- 3	0- 1	AWAY	0- 2	0- 0	0- 0				
0- 0	0- 0	0- 0	NEUTRAL	0- 0	0- 0	0- 0				

RPI 1-25				RPI 26-50				RPI 51-100 Team's RPI: 54				RPI 101+			
RPI	S	Opponent	Score	RPI	S	Opponent	Score	RPI	S	Opponent	Score	RPI	S	Opponent	Score
4	H	Mississippi St.	72 76	26	H	Arizona St.	65 50	52	H	Utah	53 58	111	H	Long Beach St.	82 74
6	A	Washington	67 77	36	A	Oregon	50 73	67	A	California	56 63	115	H	Arizona	58 54
10	A	Oregon St.	70 50	36	H	Oregon	53 59	81	H	Colorado	79 54	150	N	Missouri St.	89 67
10	H	Oregon St.	60 74					83	A	UNLV	66 77	173	H	UC Riverside	67 49
11	A	Stanford	42 58					88	A	Washington St.	57 74	218	H	Grambling	75 64
12	A	UCLA	67 71									266	H	Hawaii	76 44
12	H	UCLA	59 74									268	N	Portland	67 54
16	A	Texas A&M	66 62									284	A	Sacramento St.	111 95
												327	A	UC Irvine	83 45
LAST 12 Division I GAMES:															
36	A	Oregon	50 73	12	A	UCLA	67 71								
10	A	Oregon St.	70 50	12	H	UCLA	59 74								
67	A	California	56 63	10	H	Oregon St.	60 74								
11	A	Stanford	42 58	36	H	Oregon	53 59								
26	H	Arizona St.	65 50	88	A	Washington St.	57 74								
115	H	Arizona	58 54	6	A	Washington	67 77								

Non-Div I Games:

Southern California

■ Loss,
 ■ Non-Conf,
 ■ S Site,
 ■ Home
 ■ A Away
 N Neutral

Season 1117				Through Games of Feb. 11, 1917						
Average RPI Win:	217	WON-LOST	WINNING	LAST 10	STRENGTH OF	OPP. STRENGTH	TEAM	ADJ.	CONF.	ADJ CONF.
Average RPI Loss:	139	RECORD	PCT. RANK	GAMES	SCHEDULE	OF SCHEDULE	RPI	RPI	RPI	RPI
DIV. I ONLY	11- 12	185	5- 5	149	178	167	167	16	16	
DIV. I NON-CONF.	5- 5	165	0- 0	184	198	169	169	14	14	
TOTALS	RPI 1-25		RPI 26-50	W-L RECORDS	RPI 51-100		RPI 101-150		RPI 150+	
11- 12	0- 1		0- 2	OVERALL	2- 2		1- 2		8- 5	
6- 4	0- 0		0- 1	HOME	1- 0		1- 1		4- 2	
5- 7	0- 1		0- 1	AWAY	1- 1		0- 1		4- 3	
0- 1	0- 0		0- 0	NEUTRAL	0- 1		0- 0		0- 0	
5- 5	0- 1		0- 0	NON-CONFERENCE	1- 1		1- 0		3- 3	
3- 1	0- 0		0- 0	HOME	0- 0		1- 0		2- 1	
2- 3	0- 1		0- 0	AWAY	1- 0		0- 0		1- 2	
0- 1	0- 0		0- 0	NEUTRAL	0- 1		0- 0		0- 0	
6- 7	0- 0		0- 2	CONFERENCE	1- 1		0- 2		5- 2	
3- 3	0- 0		0- 1	HOME	1- 0		0- 1		2- 1	
3- 4	0- 0		0- 1	AWAY	0- 1		0- 1		3- 1	
0- 0	0- 0		0- 0	NEUTRAL	0- 0		0- 0		0- 0	

RPI 1-25					
RPI	S	Opponent	Score		
18	A	Oklahoma	48	80	
RPI 26-50					
RPI	S	Opponent	Score		
38	A	Drake	59	75	
38	H	Drake	60	71	
RPI 51-100					
RPI	S	Opponent	Score		
65	A	UNI	49	79	
65	H	UNI	64	59	
69	N	South Dakota	57	68	
98	A	Purdue	64	61	
RPI 101+					
RPI	S	Opponent	Score		
145	H	Memphis	69	61	
150	A	Missouri St.	59	73	
150	H	Missouri St.	60	78	
184	H	UAB	49	64	
201	H	Indiana St.	53	68	
205	A	Wichita St.	61	58	
205	H	Wichita St.	77	54	
215	A	Bradley	66	57	
221	A	SIUE	59	60	
237	H	Murray St.	70	63	
252	A	UT Martin	68	76	
269	H	Southeast Mo. St.	77	70	
276	A	Evansville	60	63	
314	A	Illinois St.	63	56	
318	A	UMKC	77	69	
320	H	Loyola Chicago	73	57	
Team's RPI: 167					
LAST 12 Division I GAMES:					
205	A	Wichita St.	61	58	
150	A	Missouri St.	59	73	
65	H	UNI	64	59	
38	H	Drake	60	71	
314	A	Illinois St.	63	56	
215	A	Bradley	66	57	
276	A	Evansville	60	63	
150	H	Missouri St.	60	78	
205	H	Wichita St.	77	54	
38	A	Drake	59	75	
65	A	UNI	49	79	
201	H	Indiana St.	53	68	

Non-Div I Games:	Brescia	104	35
------------------	---------	-----	----

Southern Ill.

Loss, Non-Conf, S Site, H Home A Away N Neutral

Average RPI Win:	209	WON-LOST	WINNING	LAST 10	STRENGTH OF	OPP. STRENGTH	TEAM	ADJ.	CONF.	ADJ CONF.
Average RPI Loss:	125	RECORD	PCT. RANK	GAMES	SCHEDULE	OF SCHEDULE	RPI	RPI	RPI	RPI
DIV. I ONLY	15- 9	104	6- 4	147	148	120	120	15	15	
DIV. I NON-CONF.	7- 4	114	0- 0	180	192	144	144	16	16	
TOTALS	RPI 1-25	RPI 26-50	W-L RECORDS	RPI 51-100	RPI 101-150	RPI 150+				
15- 9	0- 1	0- 1	OVERALL	1- 2	1- 1	13- 4				
10- 2	0- 1	0- 0	HOME	1- 0	1- 1	8- 0				
4- 5	0- 0	0- 0	AWAY	0- 0	0- 0	4- 0				
1- 2	0- 0	0- 0	NEUTRAL	0- 1	0- 0	1- 1				
7- 4	0- 1	0- 1	NON-CONFERENCE	0- 1	0- 0	7- 1				
5- 1	0- 1	0- 0	HOME	0- 0	0- 0	5- 0				
1- 1	0- 0	0- 1	AWAY	0- 0	0- 0	1- 0				
1- 2	0- 0	0- 0	NEUTRAL	0- 1	0- 0	1- 1				
8- 5	0- 0	0- 0	CONFERENCE	1- 1	1- 1	6- 3				
5- 1	0- 0	0- 0	HOME	1- 0	1- 1	3- 0				
3- 4	0- 0	0- 0	AWAY	0- 1	0- 0	3- 3				
0- 0	0- 0	0- 0	NEUTRAL	0- 0	0- 0	0- 0				

RPI 1-25				RPI 26-50				RPI 51-100				RPI 101+ Team's RPI: 120			
RPI	S	Opponent	Score	RPI	S	Opponent	Score	RPI	S	Opponent	Score	RPI	S	Opponent	Score
4	H	Mississippi St.	50 72	41	A	Tulane	67 86	64	H	Middle Tenn.	81 61	104	H	Charlotte	61 78
								67	N	California	51 71	132	H	Old Dominion	84 69
								79	A	Western Ky.	53 79	156	A	Louisiana Tech	61 72
												161	A	UTSA	69 68
												161	H	UTSA	74 71
												163	H	Louisiana	71 49
												181	N	Xavier	73 59
												184	H	UAB	64 59
												187	A	Rice	68 76
												202	A	North Texas	62 75
												211	H	New Orleans	78 53
												217	H	Alabama St.	70 43
												235	A	South Ala.	57 48
												254	A	Marshall	82 78
												282	N	Northern Ky.	53 58
												290	H	Alcorn	99 56
												291	A	UTEP	79 68
												291	H	UTEP	73 48
												299	H	Mississippi Val.	83 55
LAST 12 Division I GAMES:															
291	H	UTEP	73 48	187	A	Rice	68 76								
161	H	UTSA	74 71	202	A	North Texas	62 75								
79	A	Western Ky.	53 79	104	H	Charlotte	61 78								
254	A	Marshall	82 78	132	H	Old Dominion	84 69								
184	H	UAB	64 59	291	A	UTEP	79 68								
64	H	Middle Tenn.	81 61	161	A	UTSA	69 68								

Non-Div I Games: William Carey 92 39

Southern Miss.

■ Loss,
 ■ Non-Conf, S Site,
 ■ Home
 ■ Away
 N Neutral

Average RPI Win:	296	WON-LOST	WINNING	LAST 10	STRENGTH OF	OPP. STRENGTH	TEAM	ADJ.	CONF.	ADJ CONF.
Average RPI Loss:	154	RECORD	PCT. RANK	GAMES	SCHEDULE	OF SCHEDULE	RPI	RPI	RPI	RPI
DIV. I ONLY	8- 11	219	6- 4	290	309	247	247	30	30	
DIV. I NON-CONF.	1- 6	310	0- 0	51	20	224	224	30	30	
TOTALS	RPI 1-25	RPI 26-50	W-L RECORDS	RPI 51-100	RPI 101-150	RPI 150+				
8- 11	0- 2	0- 1	OVERALL	0- 1	0- 1	8- 6				
5- 2	0- 0	0- 0	HOME	0- 0	0- 0	5- 2				
3- 8	0- 0	0- 0	AWAY	0- 0	0- 0	3- 1				
0- 1	0- 1	0- 0	NEUTRAL	0- 0	0- 0	0- 0				
1- 6	0- 2	0- 1	NON-CONFERENCE	0- 1	0- 1	1- 1				
1- 0	0- 0	0- 0	HOME	0- 0	0- 0	1- 0				
0- 5	0- 1	0- 1	AWAY	0- 1	0- 1	0- 1				
0- 1	0- 1	0- 0	NEUTRAL	0- 0	0- 0	0- 0				
7- 5	0- 0	0- 0	CONFERENCE	0- 0	0- 0	7- 5				
4- 2	0- 0	0- 0	HOME	0- 0	0- 0	4- 2				
3- 3	0- 0	0- 0	AWAY	0- 0	0- 0	3- 3				
0- 0	0- 0	0- 0	NEUTRAL	0- 0	0- 0	0- 0				

RPI 1-25				RPI 26-50				RPI 51-100				RPI 101+ Team's RPI: 247			
RPI	S	Opponent	Score	RPI	S	Opponent	Score	RPI	S	Opponent	Score	RPI	S	Opponent	Score
12	A	UCLA	47 95	27	A	Ohio St.	73 108	53	A	Michigan St.	55 70	144	A	East Carolina	55 62
16	N	Texas A&M	58 81									203	H	Texas Southern	71 77
												217	A	Alabama St.	70 75
												218	A	Grambling	71 68
												218	H	Grambling	63 70
												233	H	Bethune-Cookman	61 59
												235	A	South Ala.	48 55
												279	A	Ark.-Pine Bluff	59 63
												279	H	Ark.-Pine Bluff	67 50
												290	A	Alcorn	63 69
												296	H	Prairie View	86 72
												299	H	Mississippi Val.	51 44
												346	A	Jackson St.	85 56
												346	H	Jackson St.	80 61
												349	A	Alabama A&M	66 54
LAST 12 Division I GAMES:															
279	A	Ark.-Pine Bluff	59 63	299	H	Mississippi Val.	51 44								
346	H	Jackson St.	80 61	279	H	Ark.-Pine Bluff	67 50								
218	H	Grambling	63 70	346	A	Jackson St.	85 56								
290	A	Alcorn	63 69	218	A	Grambling	71 68								
217	A	Alabama St.	70 75	203	H	Texas Southern	71 77								
349	A	Alabama A&M	66 54	296	H	Prairie View	86 72								

Non-Div I Games: Spring Hill 68 53

Southern U.

■ Loss,
 ■ Non-Conf,
 ■ S Site,
 ■ Home
 ■ A Away
 N Neutral

Southern Utah

Through Games Of Feb. 12, 2017

Average RPI Win:	234	WON-LOST	WINNING	LAST 10	STRENGTH OF	OPP. STRENGTH	TEAM	ADJ.	CONF.	ADJ CONF.
Average RPI Loss:	169	RECORD	PCT. RANK	GAMES	SCHEDULE	OF SCHEDULE	RPI	RPI	RPI	RPI
DIV. I ONLY	4- 19	321	0- 10	165	239	286	286	19	19	
DIV. I NON-CONF.	4- 6	209	0- 0	166	201	175	175	18	18	
TOTALS	RPI 1-25	RPI 26-50	W-L RECORDS	RPI 51-100	RPI 101-150	RPI 150+				
4- 19	0- 1	0- 0	OVERALL	0- 3	0- 7	4- 8				
0- 10	0- 0	0- 0	HOME	0- 0	0- 5	0- 5				
4- 9	0- 1	0- 0	AWAY	0- 3	0- 2	4- 3				
0- 0	0- 0	0- 0	NEUTRAL	0- 0	0- 0	0- 0				
4- 6	0- 1	0- 0	NON-CONFERENCE	0- 2	0- 1	4- 2				
0- 3	0- 0	0- 0	HOME	0- 0	0- 1	0- 2				
4- 3	0- 1	0- 0	AWAY	0- 2	0- 0	4- 0				
0- 0	0- 0	0- 0	NEUTRAL	0- 0	0- 0	0- 0				
0- 13	0- 0	0- 0	CONFERENCE	0- 1	0- 6	0- 6				
0- 7	0- 0	0- 0	HOME	0- 0	0- 4	0- 3				
0- 6	0- 0	0- 0	AWAY	0- 1	0- 2	0- 3				
0- 0	0- 0	0- 0	NEUTRAL	0- 0	0- 0	0- 0				

RPI 1-25				RPI 26-50				RPI 51-100				RPI 101+ Team's RPI: 286			
RPI	S	Opponent	Score	RPI	S	Opponent	Score	RPI	S	Opponent	Score	RPI	S	Opponent	Score
10	A	Oregon St.	38 77					52	A	Utah	43 69	113	A	Northern Colo.	55 74
								70	A	Montana St.	68 71	113	H	Northern Colo.	53 83
								99	A	Wyoming	48 68	115	H	Arizona	65 77
												124	H	Idaho	68 85
												126	H	Eastern Wash.	66 67
												135	A	North Dakota	70 75
												135	H	North Dakota	65 68
												166	A	CSUN	77 71
												176	H	Idaho St.	68 71
												177	A	Utah St.	70 54
												214	H	Weber St.	68 73
												222	H	Grand Canyon	73 76
												255	A	Portland St.	74 81
												264	A	CSU Bakersfield	65 59
												284	A	Sacramento St.	69 81
												305	H	Northern Ariz.	68 77
												326	A	Montana	55 64
												327	A	UC Irvine	70 58
												328	H	Utah Valley	64 70
LAST 12 Division I GAMES:															
70	A	Montana St.	68 71	126	H	Eastern Wash.	66 67								
326	A	Montana	55 64	124	H	Idaho	68 85								
176	H	Idaho St.	68 71	255	A	Portland St.	74 81								
214	H	Weber St.	68 73	284	A	Sacramento St.	69 81								
113	A	Northern Colo.	55 74	135	H	North Dakota	65 68								
135	A	North Dakota	70 75	113	H	Northern Colo.	53 83								

Non-Div I Games: Antelope Valley 89 76

Southern Utah

■ Loss,
■ Non-Conf,
■ S Site,
■ Home
■ A Away
N Neutral

St. Bonaventure

Through Games Of Feb. 12, 2017

Average RPI Win:	224	WON-LOST	WINNING	LAST 10	STRENGTH OF	OPP. STRENGTH	TEAM	ADJ.	CONF.	ADJ CONF.
Average RPI Loss:	143	RECORD	PCT. RANK	GAMES	SCHEDULE	OF SCHEDULE	RPI	RPI	RPI	RPI
DIV. I ONLY	9- 16	250	3- 7	145	180	227	227	12	12	
DIV. I NON-CONF.	5- 7	205	0- 0	173	211	207	207	12	12	
TOTALS	RPI 1-25	RPI 26-50	W-L RECORDS	RPI 51-100	RPI 101-150	RPI 150+				
9- 16	0- 0	0- 0	OVERALL	0- 4	3- 6	6- 6				
6- 6	0- 0	0- 0	HOME	0- 2	2- 2	4- 2				
1- 10	0- 0	0- 0	AWAY	0- 2	0- 4	1- 4				
2- 0	0- 0	0- 0	NEUTRAL	0- 0	1- 0	1- 0				
5- 7	0- 0	0- 0	NON-CONFERENCE	0- 3	2- 1	3- 3				
3- 2	0- 0	0- 0	HOME	0- 1	1- 0	2- 1				
0- 5	0- 0	0- 0	AWAY	0- 2	0- 1	0- 2				
2- 0	0- 0	0- 0	NEUTRAL	0- 0	1- 0	1- 0				
4- 9	0- 0	0- 0	CONFERENCE	0- 1	1- 5	3- 3				
3- 4	0- 0	0- 0	HOME	0- 1	1- 2	2- 1				
1- 5	0- 0	0- 0	AWAY	0- 0	0- 3	1- 2				
0- 0	0- 0	0- 0	NEUTRAL	0- 0	0- 0	0- 0				

RPI 1-25			RPI 26-50			RPI 51-100			RPI 101+			Team's RPI: 227
RPI	S	Opponent	Score	RPI	S	Opponent	Score	RPI	S	Opponent	Score	
						57 H Dayton	60 62	104 A Saint Joseph's		53 70		
						72 A Buffalo	47 68	112 H Duquesne		69 56		
						74 H Bucknell	35 57	114 A Saint Louis		49 64		
						84 A Toledo	50 74	114 H Saint Louis		58 74		
								116 A Fordham		45 57		
								116 H Fordham		44 60		
								117 A Delaware		40 43		
								118 N Rider		60 47		
								140 H Albany (NY)		67 59		
								164 H La Salle		45 57		
								179 A George Mason		49 52		
								220 A Niagara		43 65		
								229 A Richmond		54 61		
								244 N Austin Peay		58 57		
								245 H Canisius		57 74		
								246 H Colgate		70 57		
								263 H Stony Brook		51 37		
								287 H Davidson		70 51		
								289 A Eastern Mich.		56 75		
								294 A Massachusetts		55 38		
								309 H Rhode Island		78 69		
LAST 12 Division I GAMES:												
114 H Saint Louis		58 74	294 A Massachusetts		55 38							
164 H La Salle		45 57	116 H Fordham		44 60							
116 A Fordham		45 57	114 A Saint Louis		49 64							
104 A Saint Joseph's		53 70	229 A Richmond		54 61							
287 H Davidson		70 51	57 H Dayton		60 62							
112 H Duquesne		69 56	179 A George Mason		49 52							

Non-Div I Games:

St. Bonaventure

■ Loss,
 ■ Non-Conf,
 S Site,
 ■ Home
 ■ Away
 N Neutral

Average RPI Win:	287	WON-LOST	WINNING	LAST 10	STRENGTH OF	OPP. STRENGTH	TEAM	ADJ.	CONF.	ADJ CONF.
Average RPI Loss:	220	RECORD	PCT. RANK	GAMES	SCHEDULE	OF SCHEDULE	RPI	RPI	RPI	RPI
DIV. I ONLY	6- 18	299	2- 8	282	344	321	321	31	31	
DIV. I NON-CONF.	2- 9	293	0- 0	191	257	309	309	32	32	
TOTALS	RPI 1-25	RPI 26-50	W-L RECORDS	RPI 51-100	RPI 101-150	RPI 150+				
6- 18	0- 0	0- 1	OVERALL	0- 1	0- 1	6- 15				
3- 8	0- 0	0- 0	HOME	0- 0	0- 0	3- 8				
3- 9	0- 0	0- 1	AWAY	0- 1	0- 1	3- 6				
0- 1	0- 0	0- 0	NEUTRAL	0- 0	0- 0	0- 1				
2- 9	0- 0	0- 1	NON-CONFERENCE	0- 1	0- 1	2- 6				
2- 2	0- 0	0- 0	HOME	0- 0	0- 0	2- 2				
0- 6	0- 0	0- 1	AWAY	0- 1	0- 1	0- 3				
0- 1	0- 0	0- 0	NEUTRAL	0- 0	0- 0	0- 1				
4- 9	0- 0	0- 0	CONFERENCE	0- 0	0- 0	4- 9				
1- 6	0- 0	0- 0	HOME	0- 0	0- 0	1- 6				
3- 3	0- 0	0- 0	AWAY	0- 0	0- 0	3- 3				
0- 0	0- 0	0- 0	NEUTRAL	0- 0	0- 0	0- 0				

RPI 1-25			RPI 26-50			RPI 51-100			RPI 101+			Team's RPI: 321
RPI	S	Opponent	Score	RPI	S	Opponent	Score	RPI	S	Opponent	Score	
				39	A	James Madison	57 83	81	A	Colorado	54 81	
								118	A	Rider	60 77	
								159	A	Army West Point	46 69	
								160	A	Iona	46 62	
								162	N	Boston College	58 73	
								197	H	Sacred Heart	74 81	
								209	H	Monmouth	87 78	
								219	A	Robert Morris	56 49	
								219	H	Robert Morris	54 61	
								228	H	Howard	63 78	
								230	A	Saint Francis (PA)	62 79	
								230	H	Saint Francis (PA)	59 75	
								260	A	Loyola Maryland	60 69	
								281	H	Manhattan	52 55	
								301	A	Bryant	54 63	
								301	H	Bryant	63 47	
								306	H	Mt. St. Mary's	44 62	
								308	H	Central Conn. St.	53 61	
								316	H	Saint Peter's	58 52	
								335	A	LIU Brooklyn	56 54	
								339	A	Wagner	45 58	
								342	A	Fairleigh Dickinson	66 59	
								342	H	Fairleigh Dickinson	58 59	
LAST 12 Division I GAMES:												
				301	A	Bryant	54 63	306	H	Mt. St. Mary's	44 62	
				230	H	Saint Francis (PA)	59 75	197	H	Sacred Heart	74 81	
				219	H	Robert Morris	54 61	335	A	LIU Brooklyn	56 54	
				339	A	Wagner	45 58	230	A	Saint Francis (PA)	62 79	
				342	H	Fairleigh Dickinson	58 59	219	A	Robert Morris	56 49	
				342	A	Fairleigh Dickinson	66 59	308	H	Central Conn. St.	53 61	

Non-Div I Games:

St. Francis Brooklyn

■ Loss,
 ■ Non-Conf,
 ■ S Site,
 ■ Home
 ■ A Away
 N Neutral

St. John's (NY)

Through Games Of Feb. 12, 2017

Average RPI Win:	149	WON-LOST	WINNING	LAST 10	STRENGTH OF	OPP. STRENGTH	TEAM	ADJ.	CONF.	ADJ CONF.
Average RPI Loss:	57	RECORD	PCT. RANK	GAMES	SCHEDULE	OF SCHEDULE	RPI	RPI	RPI	RPI
DIV. I ONLY	17- 9	92	6- 4	74	48	73	73	7	7	
DIV. I NON-CONF.	8- 3	67	0- 0	131	40	88	88	7	7	
TOTALS	RPI 1-25	RPI 26-50	W-L RECORDS	RPI 51-100	RPI 101-150	RPI 150+				
17- 9	0- 4	5- 3	OVERALL	1- 0	3- 1	8- 1				
10- 5	0- 3	3- 1	HOME	0- 0	1- 1	6- 0				
6- 3	0- 1	2- 1	AWAY	0- 0	2- 0	2- 1				
1- 1	0- 0	0- 1	NEUTRAL	1- 0	0- 0	0- 0				
8- 3	0- 1	1- 1	NON-CONFERENCE	1- 0	3- 1	3- 0				
5- 2	0- 1	1- 0	HOME	0- 0	1- 1	3- 0				
2- 0	0- 0	0- 0	AWAY	0- 0	2- 0	0- 0				
1- 1	0- 0	0- 1	NEUTRAL	1- 0	0- 0	0- 0				
9- 6	0- 3	4- 2	CONFERENCE	0- 0	0- 0	5- 1				
5- 3	0- 2	2- 1	HOME	0- 0	0- 0	3- 0				
4- 3	0- 1	2- 1	AWAY	0- 0	0- 0	2- 1				
0- 0	0- 0	0- 0	NEUTRAL	0- 0	0- 0	0- 0				

RPI 1-25				RPI 26-50				RPI 51-100 Team's RPI: 73				RPI 101+			
RPI	S	Opponent	Score	RPI	S	Opponent	Score	RPI	S	Opponent	Score	RPI	S	Opponent	Score
19	A	DePaul	51 54	26	N	Arizona St.	41 54	70	N	Virginia	66 55	112	H	Duquesne	65 71
19	H	DePaul	66 78	39	H	James Madison	74 63					116	A	Fordham	59 45
20	H	Miami (FL)	50 62	42	A	Marquette	82 72					128	A	William & Mary	73 57
22	H	Creighton	43 55	42	H	Marquette	70 64					140	H	Albany (NY)	54 36
				49	A	Georgetown	71 66					168	H	Providence	60 50
				49	H	Georgetown	65 54					181	A	Xavier	65 48
				50	A	Villanova	50 55					181	H	Xavier	64 55
				50	H	Villanova	56 67					193	H	Rutgers	65 39
LAST 12 Division I GAMES:															
				49	H	Georgetown	65 54	168	H	Providence	60 50				
				50	H	Villanova	56 67	22	H	Creighton	43 55				
				42	A	Marquette	82 72	50	A	Villanova	50 55				
				19	A	DePaul	51 54	49	A	Georgetown	71 66				
				181	H	Xavier	64 55	19	H	DePaul	66 78				
				236	H	Butler	62 55	42	H	Marquette	70 64				

Non-Div I Games:

St. John's (NY)

■ Loss,
 ■ Non-Conf,
 ■ S Site,
 ■ H Home
 ■ A Away
 N Neutral

St. Mary's (CA)

Through Games Of Feb. 12, 2017

Average RPI Win:	206	WON-LOST	WINNING	LAST 10	STRENGTH OF	OPP. STRENGTH	TEAM	ADJ.	CONF.	ADJ CONF.
Average RPI Loss:	101	RECORD	PCT. RANK	GAMES	SCHEDULE	OF SCHEDULE	RPI	RPI	RPI	RPI
DIV. I ONLY	15- 10	113	8- 2	178	113	123	123	14	14	
DIV. I NON-CONF.	5- 6	186	0- 0	134	49	150	150	13	13	
TOTALS	RPI 1-25	RPI 26-50	W-L RECORDS	RPI 51-100	RPI 101-150	RPI 150+				
15- 10	0- 0	0- 0	OVERALL	0- 7	1- 1	14- 2				
7- 5	0- 0	0- 0	HOME	0- 4	1- 0	6- 1				
8- 5	0- 0	0- 0	AWAY	0- 3	0- 1	8- 1				
0- 0	0- 0	0- 0	NEUTRAL	0- 0	0- 0	0- 0				
5- 6	0- 0	0- 0	NON-CONFERENCE	0- 4	1- 1	4- 1				
1- 4	0- 0	0- 0	HOME	0- 3	1- 0	0- 1				
4- 2	0- 0	0- 0	AWAY	0- 1	0- 1	4- 0				
0- 0	0- 0	0- 0	NEUTRAL	0- 0	0- 0	0- 0				
10- 4	0- 0	0- 0	CONFERENCE	0- 3	0- 0	10- 1				
6- 1	0- 0	0- 0	HOME	0- 1	0- 0	6- 0				
4- 3	0- 0	0- 0	AWAY	0- 2	0- 0	4- 1				
0- 0	0- 0	0- 0	NEUTRAL	0- 0	0- 0	0- 0				

RPI 1-25				RPI 26-50				RPI 51-100				RPI 101+				Team's RPI: 123	
RPI	S	Opponent	Score	RPI	S	Opponent	Score	RPI	S	Opponent	Score	RPI	S	Opponent	Score		
								52	H	Utah	62	63	102	A	UC Davis	66	68
								63	A	Gonzaga	58	59	113	H	Northern Colo.	75	65
								63	H	Gonzaga	75	79	153	H	Santa Clara	55	53
								67	H	California	67	74	158	A	San Francisco	64	62
								88	A	Washington St.	69	85	158	H	San Francisco	75	72
								89	H	Boise St.	78	83	162	A	Boston College	62	54
								92	A	BYU	65	70	166	H	CSUN	61	73
													180	A	Northeastern	77	53
													199	A	San Jose St.	85	64
													212	H	Loyola Marymount	74	59
													216	A	Pacific	63	54
													216	H	Pacific	82	74
													232	A	San Diego	71	73
													232	H	San Diego	77	65
													259	A	Cal Poly	79	71
													268	A	Portland	75	65
													268	H	Portland	92	76
													293	A	Pepperdine	81	60
LAST 12 Division I GAMES:																	
63	A	Gonzaga	58	59	293	A	Pepperdine	81	60								
268	A	Portland	75	65	216	A	Pacific	63	54								
232	H	San Diego	77	65	63	H	Gonzaga	75	79								
216	H	Pacific	82	74	268	H	Portland	92	76								
153	H	Santa Clara	55	53	158	H	San Francisco	75	72								
158	A	San Francisco	64	62	92	A	BYU	65	70								

Non-Div I Games:

St. Mary's (CA)

■ Loss,
 ■ Non-Conf,
 ■ S Site,
 ■ Home
 ■ A Away
 N Neutral

Average RPI Win:	100	WON-LOST	WINNING	LAST 10	STRENGTH OF	OPP. STRENGTH	TEAM	ADJ.	CONF.	ADJ CONF.
Average RPI Loss:	25	RECORD	PCT. RANK	GAMES	SCHEDULE	OF SCHEDULE	RPI	RPI	RPI	RPI
DIV. I ONLY	22- 4	11	9- 1	14	13	11	11	1	1	
DIV. I NON-CONF.	10- 2	33	0- 0	33	75	14	14	1	1	
TOTALS	RPI 1-25	RPI 26-50	W-L RECORDS	RPI 51-100	RPI 101-150	RPI 150+				
22- 4	2- 3	4- 0	OVERALL	7- 1	4- 0	5- 0				
11- 3	1- 2	2- 0	HOME	3- 1	3- 0	2- 0				
8- 1	1- 1	2- 0	AWAY	3- 0	1- 0	1- 0				
3- 0	0- 0	0- 0	NEUTRAL	1- 0	0- 0	2- 0				
10- 2	1- 1	1- 0	NON-CONFERENCE	1- 1	2- 0	5- 0				
5- 1	1- 0	0- 0	HOME	0- 1	2- 0	2- 0				
2- 1	0- 1	1- 0	AWAY	0- 0	0- 0	1- 0				
3- 0	0- 0	0- 0	NEUTRAL	1- 0	0- 0	2- 0				
12- 2	1- 2	3- 0	CONFERENCE	6- 0	2- 0	0- 0				
6- 2	0- 2	2- 0	HOME	3- 0	1- 0	0- 0				
6- 0	1- 0	1- 0	AWAY	3- 0	1- 0	0- 0				
0- 0	0- 0	0- 0	NEUTRAL	0- 0	0- 0	0- 0				

RPI 1-25				Team's RPI: 11	RPI 26-50				RPI 51-100				RPI 101+			
RPI	S	Opponent	Score		RPI	S	Opponent	Score	RPI	S	Opponent	Score	RPI	S	Opponent	Score
6	A	Washington	72 68		26	A	Arizona St.	64 57	52	A	Utah	77 58	102	H	UC Davis	68 42
8	H	Texas	71 59		26	H	Arizona St.	66 56	52	H	Utah	87 51	115	A	Arizona	77 55
10	H	Oregon St.	69 72		36	H	Oregon	81 60	54	H	Southern California	58 42	115	H	Arizona	73 46
12	H	UCLA	76 85		48	A	George Washington	71 52	63	H	Gonzaga	63 68	143	H	Yale	102 44
14	A	Tennessee	51 59						81	A	Colorado	84 70	166	H	CSUN	88 54
									81	H	Colorado	64 51	180	N	Northeastern	74 45
									88	A	Washington St.	76 54	205	N	Wichita St.	87 39
									98	N	Purdue	78 69	259	H	Cal Poly	83 55
													264	A	CSU Bakersfield	77 56
LAST 12 Division I GAMES:																
52	H	Utah	87 51		26	H	Arizona St.	66 56								
81	H	Colorado	64 51		115	H	Arizona	73 46								
12	H	UCLA	76 85		81	A	Colorado	84 70								
54	H	Southern California	58 42		52	A	Utah	77 58								
6	A	Washington	72 68		10	H	Oregon St.	69 72								
88	A	Washington St.	76 54		36	H	Oregon	81 60								

Non-Div I Games:

Stanford

Stetson

S
t
e
t
s
o
n

Stetson

Page 279

Average RPI Win:	262	WON-LOST	WINNING	LAST 10	STRENGTH OF	OPP. STRENGTH	TEAM	ADJ.	CONF.	ADJ CONF.
Average RPI Loss:	163	RECORD	PCT. RANK	GAMES	SCHEDULE	OF SCHEDULE	RPI	RPI	RPI	RPI
DIV. I ONLY	9- 15	239	3- 7	242	255	263	263	22	22	
DIV. I NON-CONF.	6- 6	165	0- 0	289	279	229	229	22	22	
TOTALS	RPI 1-25	RPI 26-50	W-L RECORDS	RPI 51-100	RPI 101-150	RPI 150+				
9- 15	0- 0	0- 2	OVERALL	0- 2	2- 3	7- 8				
5- 5	0- 0	0- 1	HOME	0- 1	2- 1	3- 2				
3- 9	0- 0	0- 0	AWAY	0- 1	0- 2	3- 6				
1- 1	0- 0	0- 1	NEUTRAL	0- 0	0- 0	1- 0				
6- 6	0- 0	0- 2	NON-CONFERENCE	0- 0	1- 0	5- 4				
3- 2	0- 0	0- 1	HOME	0- 0	1- 0	2- 1				
2- 3	0- 0	0- 0	AWAY	0- 0	0- 0	2- 3				
1- 1	0- 0	0- 1	NEUTRAL	0- 0	0- 0	1- 0				
3- 9	0- 0	0- 0	CONFERENCE	0- 2	1- 3	2- 4				
2- 3	0- 0	0- 0	HOME	0- 1	1- 1	1- 1				
1- 6	0- 0	0- 0	AWAY	0- 1	0- 2	1- 3				
0- 0	0- 0	0- 0	NEUTRAL	0- 0	0- 0	0- 0				

RPI 1-25				RPI 26-50				RPI 51-100				RPI 101+				Team's RPI: 263
RPI	S	Opponent	Score	RPI	S	Opponent	Score	RPI	S	Opponent	Score	RPI	S	Opponent	Score	
				33	H	Syracuse	60 78	94	A	New Hampshire	46 49	127	H	Cornell	66 65	
				44	N	Indiana	60 74	94	H	New Hampshire	45 56	129	A	Maine	71 78	
												129	H	Maine	55 41	
												140	A	Albany (NY)	54 64	
												140	H	Albany (NY)	57 75	
												160	A	Iona	46 57	
												175	H	Columbia	55 53	
												182	A	Hartford	52 65	
												189	H	Hofstra	64 67	
												198	H	Binghamton	40 48	
												210	A	UMBC	61 67	
												227	A	St. Bonaventure	37 51	
												275	A	Vermont	43 53	
												281	A	Manhattan	55 50	
												308	A	Central Conn. St.	64 59	
												318	H	UMKC	57 55	
												335	A	LIU Brooklyn	48 58	
												338	A	UMass Lowell	86 44	
												338	H	UMass Lowell	83 53	
												341	N	Florida A&M	80 49	
LAST 12 Division I GAMES:																
				129	A	Maine	71 78	198	H	Binghamton	40 48					
				338	A	UMass Lowell	86 44	182	A	Hartford	52 65					
				140	H	Albany (NY)	57 75	338	H	UMass Lowell	83 53					
				94	H	New Hampshire	45 56	129	H	Maine	55 41					
				275	A	Vermont	43 53	140	A	Albany (NY)	54 64					
				210	A	UMBC	61 67	94	A	New Hampshire	46 49					

Non-Div I Games: Molloy 62 53

Stony Brook

■ Loss,
 ■ Non-Conf,
 ■ S Site,
 ■ Home
 ■ A Away
 N Neutral

Average RPI Win:	150	WON-LOST	WINNING	LAST 10	STRENGTH OF	OPP. STRENGTH	TEAM	ADJ.	CONF.	ADJ CONF.
Average RPI Loss:	25	RECORD	PCT. RANK	GAMES	SCHEDULE	OF SCHEDULE	RPI	RPI	RPI	RPI
DIV. I ONLY	18- 8	72	7- 3	44	40	33	33	3	3	
DIV. I NON-CONF.	9- 4	85	0- 0	117	89	83	83	4	4	
TOTALS	RPI 1-25	RPI 26-50	W-L RECORDS	RPI 51-100	RPI 101-150	RPI 150+				
18- 8	1- 5	2- 2	OVERALL	3- 1	3- 0	9- 0				
12- 0	1- 0	1- 0	HOME	2- 0	1- 0	7- 0				
4- 5	0- 3	0- 1	AWAY	1- 1	1- 0	2- 0				
2- 3	0- 2	1- 1	NEUTRAL	0- 0	1- 0	0- 0				
9- 4	0- 2	1- 1	NON-CONFERENCE	1- 1	1- 0	6- 0				
6- 0	0- 0	0- 0	HOME	1- 0	0- 0	5- 0				
1- 1	0- 0	0- 0	AWAY	0- 1	0- 0	1- 0				
2- 3	0- 2	1- 1	NEUTRAL	0- 0	1- 0	0- 0				
9- 4	1- 3	1- 1	CONFERENCE	2- 0	2- 0	3- 0				
6- 0	1- 0	1- 0	HOME	1- 0	1- 0	2- 0				
3- 4	0- 3	0- 1	AWAY	1- 0	1- 0	1- 0				
0- 0	0- 0	0- 0	NEUTRAL	0- 0	0- 0	0- 0				

RPI 1-25				RPI 26-50				Team's RPI: 33				RPI 51-100				RPI 101+			
RPI	S	Opponent	Score	RPI	S	Opponent	Score	RPI	S	Opponent	Score	RPI	S	Opponent	Score	RPI	S	Opponent	Score
5	A	Florida St.	58 77	27	N	Ohio St.	72 77	53	H	Michigan St.	75 64	103	A	Clemson	88 62				
9	A	Duke	55 72	30	H	North Carolina St.	85 75	59	A	Virginia Tech	82 72	108	H	North Carolina	95 64				
13	A	Louisville	76 91	45	A	Georgia Tech	66 75	68	A	Drexel	61 62	132	N	Old Dominion	92 66				
16	N	Texas A&M	84 105	48	N	George Washington	74 71	70	H	Virginia	54 49	155	H	Pittsburgh	93 65				
19	N	DePaul	84 108									162	A	Boston College	72 45				
20	H	Miami (FL)	81 48									162	H	Boston College	79 52				
												194	H	Siena	102 65				
												220	H	Niagara	109 60				
												263	A	Stony Brook	78 60				
												300	H	Coppin St.	76 30				
												308	H	Central Conn. St.	95 63				
												309	H	Rhode Island	95 49				
LAST 12 Division I GAMES:																			
108	H	North Carolina	95 64	5	A	Florida St.	58 77												
9	A	Duke	55 72	45	A	Georgia Tech	66 75												
162	A	Boston College	72 45	30	H	North Carolina St.	85 75												
155	H	Pittsburgh	93 65	162	H	Boston College	79 52												
59	A	Virginia Tech	82 72	103	A	Clemson	88 62												
20	H	Miami (FL)	81 48	70	H	Virginia	54 49												

Non-Div I Games:

Syracuse

■ Loss,
 ■ Non-Conf,
 ■ S Site,
 ■ Home
 ■ A Away
 N Neutral

Average RPI Win:	202	WON-LOST	WINNING	LAST 10	STRENGTH OF	OPP. STRENGTH	TEAM	ADJ.	CONF.	ADJ CONF.
Average RPI Loss:	27	RECORD	PCT. RANK	GAMES	SCHEDULE	OF SCHEDULE	RPI	RPI	RPI	RPI
DIV. I ONLY	12- 12	173	4- 6	58	24	121	121	4	4	
DIV. I NON-CONF.	8- 3	67	0- 0	206	140	121	121	3	3	
TOTALS	RPI 1-25	RPI 26-50	W-L RECORDS	RPI 51-100	RPI 101-150	RPI 150+				
12- 12	0- 9	0- 0	OVERALL	3- 3	2- 0	7- 0				
11- 5	0- 3	0- 0	HOME	3- 2	1- 0	7- 0				
1- 7	0- 6	0- 0	AWAY	0- 1	1- 0	0- 0				
0- 0	0- 0	0- 0	NEUTRAL	0- 0	0- 0	0- 0				
8- 3	0- 3	0- 0	NON-CONFERENCE	1- 0	0- 0	7- 0				
8- 1	0- 1	0- 0	HOME	1- 0	0- 0	7- 0				
0- 2	0- 2	0- 0	AWAY	0- 0	0- 0	0- 0				
0- 0	0- 0	0- 0	NEUTRAL	0- 0	0- 0	0- 0				
4- 9	0- 6	0- 0	CONFERENCE	2- 3	2- 0	0- 0				
3- 4	0- 2	0- 0	HOME	2- 2	1- 0	0- 0				
1- 5	0- 4	0- 0	AWAY	0- 1	1- 0	0- 0				
0- 0	0- 0	0- 0	NEUTRAL	0- 0	0- 0	0- 0				

RPI	S	Opponent	Score	RPI	S	Opponent	Score	RPI	S	Opponent	Score	RPI	S	Opponent	Score	Team's RPI: 121
2	A	Notre Dame	59 92					56	H	West Virginia	61 83	147	A	Kansas	80 68	
7	A	Baylor	54 77					76	A	Iowa St.	69 72	147	H	Kansas	83 68	
7	H	Baylor	73 91					76	H	Iowa St.	80 75	203	H	Texas Southern	77 48	
8	A	Texas	54 83					78	H	Oklahoma St.	67 82	218	H	Grambling	83 47	
8	H	Texas	69 77					85	H	Texas Tech	76 62	236	H	Butler	73 47	
16	H	Texas A&M	67 75					87	H	SMU	76 67	267	H	McNeese	74 70	
18	A	Oklahoma	72 87									290	H	Alcorn	95 39	
21	A	Kansas St.	63 74									334	H	Incarnate Word	88 40	
24	A	LSU	61 67									337	H	Sam Houston St.	81 37	
LAST 12 Division I GAMES:																
7	H	Baylor	73 91	21	A	Kansas St.	63 74									
85	H	Texas Tech	76 62	76	H	Iowa St.	80 75									
147	A	Kansas	80 68	7	A	Baylor	54 77									
76	A	Iowa St.	69 72	8	A	Texas	54 83									
8	H	Texas	69 77	78	H	Oklahoma St.	67 82									
147	H	Kansas	83 68	18	A	Oklahoma	72 87									

Non-Div I Games:

TCU

■ Loss,
■ Non-Conf, S Site,
■ Home
■ Away
N Neutral

Average RPI Win:	132	WON-LOST	WINNING	LAST 10	STRENGTH OF	OPP. STRENGTH	TEAM	ADJ.	CONF.	ADJ CONF.
Average RPI Loss:	56	RECORD	PCT. RANK	GAMES	SCHEDULE	OF SCHEDULE	RPI	RPI	RPI	RPI
DIV. I ONLY	19- 5	24	8- 2	63	35	25	25	5	5	
DIV. I NON-CONF.	10- 3	54	2- 0	63	54	23	23	5	5	
TOTALS	RPI 1-25	RPI 26-50	W-L RECORDS	RPI 51-100	RPI 101-150	RPI 150+				
19- 5	1- 2	4- 1	OVERALL	1- 1	7- 0	6- 1				
9- 2	1- 2	2- 0	HOME	0- 0	3- 0	3- 0				
10- 2	0- 0	2- 1	AWAY	1- 0	4- 0	3- 1				
0- 1	0- 0	0- 0	NEUTRAL	0- 1	0- 0	0- 0				
10- 3	1- 0	2- 1	NON-CONFERENCE	1- 1	1- 0	5- 1				
5- 0	1- 0	1- 0	HOME	0- 0	0- 0	3- 0				
5- 2	0- 0	1- 1	AWAY	1- 0	1- 0	2- 1				
0- 1	0- 0	0- 0	NEUTRAL	0- 1	0- 0	0- 0				
9- 2	0- 2	2- 0	CONFERENCE	0- 0	6- 0	1- 0				
4- 2	0- 2	1- 0	HOME	0- 0	3- 0	0- 0				
5- 0	0- 0	1- 0	AWAY	0- 0	3- 0	1- 0				
0- 0	0- 0	0- 0	NEUTRAL	0- 0	0- 0	0- 0				

RPI	S	Opponent	Score	RPI	S	Opponent	Score	RPI	S	Opponent	Score	RPI	S	Opponent	Score
1	H	UConn	69 97	28	A	Harvard	62 73	58	N	Florida	76 83	104	A	Saint Joseph's	86 70
19	H	DePaul	84 74	41	A	Tulane	76 50	93	A	Penn	63 53	141	A	Tulsa	58 49
23	H	South Fla.	51 55	41	H	Tulane	86 71					141	H	Tulsa	70 43
				46	H	Quinnipiac	71 68					144	A	East Carolina	76 43
				50	A	Villanova	83 48					144	H	East Carolina	78 47
												145	A	Memphis	73 67
												145	H	Memphis	66 51
												164	H	La Salle	86 70
												169	H	Fairfield	73 59
												170	A	Hampton	65 71
												183	A	Houston	69 57
												193	A	Rutgers	48 37
												275	H	Vermont	53 39
												278	A	Kennesaw St.	79 38
LAST 12 Division I GAMES:															
144	A	East Carolina	76 43	145	H	Memphis	66 51								
141	H	Tulsa	70 43	183	A	Houston	69 57								
41	A	Tulane	76 50	141	A	Tulsa	58 49								
1	H	UConn	69 97	144	H	East Carolina	78 47								
23	H	South Fla.	51 55	41	H	Tulane	86 71								
93	A	Penn	63 53	278	A	Kennesaw St.	79 38								

Non-Div I Games:

Temple

Tennessee

Through Games Of Feb. 12, 2017

Average RPI Win: 93		WON-LOST	WINNING	LAST 10	STRENGTH OF	OPP. STRENGTH	TEAM	ADJ.	CONF.	ADJ CONF.
Average RPI Loss: 45		RECORD	PCT. RANK	GAMES	SCHEDULE	OF SCHEDULE	RPI	RPI	RPI	RPI
DIV. I ONLY		16- 9	97	6- 4	2	8	14	14	2	2
DIV. I NON-CONF.		9- 4	85	1- 0	3	39	8	8	2	2
TOTALS		RPI 1-25	RPI 26-50		W-L RECORDS		RPI 51-100	RPI 101-150	RPI 150+	
16- 9	5- 4	2- 1		OVERALL		1- 3	4- 1	4- 0		
11- 3	4- 3	1- 0		HOME		0- 0	3- 0	3- 0		
5- 6	1- 1	1- 1		AWAY		1- 3	1- 1	1- 0		
0- 0	0- 0	0- 0		NEUTRAL		0- 0	0- 0	0- 0		
9- 4	2- 2	1- 0		NON-CONFERENCE		0- 2	2- 0	4- 0		
7- 1	2- 1	0- 0		HOME		0- 0	2- 0	3- 0		
2- 3	0- 1	1- 0		AWAY		0- 2	0- 0	1- 0		
0- 0	0- 0	0- 0		NEUTRAL		0- 0	0- 0	0- 0		
7- 5	3- 2	1- 1		CONFERENCE		1- 1	2- 1	0- 0		
4- 2	2- 2	1- 0		HOME		0- 0	1- 0	0- 0		
3- 3	1- 0	0- 1		AWAY		1- 1	1- 1	0- 0		
0- 0	0- 0	0- 0		NEUTRAL		0- 0	0- 0	0- 0		

RPI	S	Opponent	Score	RPI	S	Opponent	Score	RPI	S	Opponent	Score	RPI	S	Opponent	Score
2	H	Notre Dame	71 69	29	H	Missouri	77 66	58	A	Florida	84 75	106	A	Vanderbilt	70 57
3	A	South Carolina	76 74	35	A	Auburn	61 79	59	A	Virginia Tech	63 67	106	H	Vanderbilt	91 63
4	H	Mississippi St.	64 74	39	A	James Madison	81 69	80	A	Penn St.	56 70	109	H	Troy	110 84
7	H	Baylor	66 88					90	A	Georgia	78 81	110	A	Ole Miss	62 67
8	A	Texas	67 72									125	H	Navy	85 55
11	H	Stanford	59 51									190	A	ETSU	83 58
15	H	Kentucky	72 65									195	H	Appalachian St.	92 66
16	H	Texas A&M	59 61									206	H	UNCW	90 54
24	H	LSU	77 58									270	H	Tennessee St.	86 36
LAST 12 Division I GAMES:															
16	H	Texas A&M	59 61	106	H	Vanderbilt	91 63								
29	H	Missouri	77 66	35	A	Auburn	61 79								
90	A	Georgia	78 81	2	H	Notre Dame	71 69								
24	H	LSU	77 58	110	A	Ole Miss	62 67								
3	A	South Carolina	76 74	4	H	Mississippi St.	64 74								
58	A	Florida	84 75	106	A	Vanderbilt	70 57								

Non-Div I Games:

Tennessee

■ Loss,
■ Non-Conf,
■ S Site,
■ H Home
■ A Away
N Neutral

Average RPI Win:	248	WON-LOST	WINNING	LAST 10	STRENGTH OF	OPP. STRENGTH	TEAM	ADJ.	CONF.	ADJ CONF.
Average RPI Loss:	191	RECORD	PCT. RANK	GAMES	SCHEDULE	OF SCHEDULE	RPI	RPI	RPI	RPI
DIV. I ONLY	8- 14	246	3- 7	272	242	270	270	26	26	
DIV. I NON-CONF.	4- 5	198	0- 0	231	95	166	166	26	26	
TOTALS	RPI 1-25	RPI 26-50	W-L RECORDS	RPI 51-100	RPI 101-150	RPI 150+				
8- 14	0- 1	0- 0	OVERALL	0- 3	1- 0	7- 10				
5- 3	0- 0	0- 0	HOME	0- 1	0- 0	5- 2				
2- 10	0- 1	0- 0	AWAY	0- 2	1- 0	1- 7				
1- 1	0- 0	0- 0	NEUTRAL	0- 0	0- 0	1- 1				
4- 5	0- 1	0- 0	NON-CONFERENCE	0- 2	1- 0	3- 2				
1- 0	0- 0	0- 0	HOME	0- 0	0- 0	1- 0				
2- 4	0- 1	0- 0	AWAY	0- 2	1- 0	1- 1				
1- 1	0- 0	0- 0	NEUTRAL	0- 0	0- 0	1- 1				
4- 9	0- 0	0- 0	CONFERENCE	0- 1	0- 0	4- 8				
4- 3	0- 0	0- 0	HOME	0- 1	0- 0	4- 2				
0- 6	0- 0	0- 0	AWAY	0- 0	0- 0	0- 6				
0- 0	0- 0	0- 0	NEUTRAL	0- 0	0- 0	0- 0				

RPI 1-25				RPI 26-50				RPI 51-100				RPI 101+ Team's RPI: 270			
RPI	S	Opponent	Score	RPI	S	Opponent	Score	RPI	S	Opponent	Score	RPI	S	Opponent	Score
14	A	Tennessee	36 86					75	H	Belmont	60 70	119	A	Stetson	56 50
								78	A	Oklahoma St.	48 86	181	A	Xavier	54 63
								83	A	UNLV	48 69	192	H	Morehead St.	69 66
												207	N	Wisconsin	70 80
												221	A	SIUE	52 73
												233	N	Bethune-Cookman	69 60
												237	A	Murray St.	72 80
												244	A	Austin Peay	63 79
												251	A	Jacksonville St.	56 69
												251	H	Jacksonville St.	64 51
												252	H	UT Martin	85 80
												257	A	Tennessee Tech	59 64
												257	H	Tennessee Tech	59 72
												269	H	Southeast Mo. St.	67 75
												303	A	Lipscomb	77 71
												304	A	Eastern Ky.	62 66
												310	H	Eastern Ill.	69 58
												322	H	Arkansas St.	76 66
LAST 12 Division I GAMES:															
251	A	Jacksonville St.	56 69	251	H	Jacksonville St.	64 51								
257	H	Tennessee Tech	59 72	257	A	Tennessee Tech	59 64								
244	A	Austin Peay	63 79	304	A	Eastern Ky.	62 66								
310	H	Eastern Ill.	69 58	192	H	Morehead St.	69 66								
75	H	Belmont	60 70	252	H	UT Martin	85 80								
221	A	SIUE	52 73	269	H	Southeast Mo. St.	67 75								

Non-Div I Games: Fisk 97 41

Tennessee St.

■ Loss,
 ■ Non-Conf,
 ■ S Site,
 ■ H Home
 ■ A Away
 N Neutral

Tennessee Tech

Through Games Of Feb. 12, 2017

Average RPI Win:	274	WON-LOST	WINNING	LAST 10	STRENGTH OF	OPP. STRENGTH	TEAM	ADJ.	CONF.	ADJ CONF.
Average RPI Loss:	170	RECORD	PCT. RANK	GAMES	SCHEDULE	OF SCHEDULE	RPI	RPI	RPI	RPI
DIV. I ONLY	9- 16	250	6- 4	209	295	257	257	26	26	
DIV. I NON-CONF.	2- 10	305	0- 0	212	272	307	307	26	26	
TOTALS	RPI 1-25	RPI 26-50	W-L RECORDS	RPI 51-100	RPI 101-150	RPI 150+				
9- 16	0- 0	0- 0	OVERALL	0- 4	0- 4	9- 8				
6- 6	0- 0	0- 0	HOME	0- 2	0- 1	6- 3				
3- 10	0- 0	0- 0	AWAY	0- 2	0- 3	3- 5				
0- 0	0- 0	0- 0	NEUTRAL	0- 0	0- 0	0- 0				
2- 10	0- 0	0- 0	NON-CONFERENCE	0- 2	0- 4	2- 4				
1- 4	0- 0	0- 0	HOME	0- 1	0- 1	1- 2				
1- 6	0- 0	0- 0	AWAY	0- 1	0- 3	1- 2				
0- 0	0- 0	0- 0	NEUTRAL	0- 0	0- 0	0- 0				
7- 6	0- 0	0- 0	CONFERENCE	0- 2	0- 0	7- 4				
5- 2	0- 0	0- 0	HOME	0- 1	0- 0	5- 1				
2- 4	0- 0	0- 0	AWAY	0- 1	0- 0	2- 3				
0- 0	0- 0	0- 0	NEUTRAL	0- 0	0- 0	0- 0				

RPI 1-25				RPI 26-50				RPI 51-100				RPI 101+				Team's RPI: 257	
RPI	S	Opponent	Score	RPI	S	Opponent	Score	RPI	S	Opponent	Score	RPI	S	Opponent	Score		
								61	A	IUPUI	63	77	106	A	Vanderbilt	57	89
								64	H	Middle Tenn.	62	73	137	A	Radford	46	79
								75	A	Belmont	75	89	142	A	Cincinnati	38	60
								75	H	Belmont	66	85	149	H	Wright St.	54	65
													190	H	ETSU	76	82
													192	A	Morehead St.	65	79
													221	A	SIUE	49	60
													224	H	UNCG	59	65
													234	A	UNC Asheville	65	77
													237	H	Murray St.	72	54
													244	H	Austin Peay	84	87
													251	H	Jacksonville St.	56	54
													252	H	UT Martin	81	71
													269	A	Southeast Mo. St.	74	63
													270	A	Tennessee St.	72	59
													270	H	Tennessee St.	64	59
													282	H	Northern Ky.	55	40
													303	A	Lipscomb	69	71
													304	H	Eastern Ky.	53	51
													310	A	Eastern Ill.	46	54
													329	A	Winthrop	73	50
LAST 12 Division I GAMES:																	
				75	H	Belmont	66	85		75	A	Belmont	75	89			
				270	A	Tennessee St.	72	59		270	H	Tennessee St.	64	59			
				310	A	Eastern Ill.	46	54		251	H	Jacksonville St.	56	54			
				252	H	UT Martin	81	71		237	H	Murray St.	72	54			
				304	H	Eastern Ky.	53	51		244	H	Austin Peay	84	87			
				192	A	Morehead St.	65	79		221	A	SIUE	49	60			

Non-Div I Games: Tenn. Wesleyan 54 41

Tennessee Tech

■ Loss,
 ■ Non-Conf,
 ■ S Site,
 ■ H Home
 ■ A Away
 N Neutral

Average RPI Win:	119	WON-LOST	WINNING	LAST 10	STRENGTH OF	OPP. STRENGTH	TEAM	ADJ.	CONF.	ADJ CONF.
Average RPI Loss:	5	RECORD	PCT. RANK	GAMES	SCHEDULE	OF SCHEDULE	RPI	RPI	RPI	RPI
DIV. I ONLY	20- 4	15	10- 0	16	5	8	8	4	4	
DIV. I NON-CONF.	6- 4	126	0- 0	9	32	61	61	3	3	
TOTALS	RPI 1-25	RPI 26-50	W-L RECORDS	RPI 51-100	RPI 101-150	RPI 150+				
20- 4	4- 4	0- 0	OVERALL	7- 0	4- 0	5- 0				
13- 1	3- 1	0- 0	HOME	3- 0	2- 0	5- 0				
7- 2	1- 2	0- 0	AWAY	4- 0	2- 0	0- 0				
0- 1	0- 1	0- 0	NEUTRAL	0- 0	0- 0	0- 0				
6- 4	1- 4	0- 0	NON-CONFERENCE	0- 0	0- 0	5- 0				
6- 1	1- 1	0- 0	HOME	0- 0	0- 0	5- 0				
0- 2	0- 2	0- 0	AWAY	0- 0	0- 0	0- 0				
0- 1	0- 1	0- 0	NEUTRAL	0- 0	0- 0	0- 0				
14- 0	3- 0	0- 0	CONFERENCE	7- 0	4- 0	0- 0				
7- 0	2- 0	0- 0	HOME	3- 0	2- 0	0- 0				
7- 0	1- 0	0- 0	AWAY	4- 0	2- 0	0- 0				
0- 0	0- 0	0- 0	NEUTRAL	0- 0	0- 0	0- 0				

RPI	S	Opponent	Score	RPI	S	Opponent	Score	RPI	S	Opponent	Score	RPI	S	Opponent	Score
1	N	UConn	54 72					56	A	West Virginia	73 63	121	A	TCU	77 69
3	H	South Carolina	67 76					56	H	West Virginia	69 54	121	H	TCU	83 54
4	A	Mississippi St.	68 79					76	A	Iowa St.	75 68	147	A	Kansas	66 54
7	A	Baylor	85 79					78	A	Oklahoma St.	85 71	147	H	Kansas	75 42
11	A	Stanford	59 71					78	H	Oklahoma St.	66 35	161	H	UTSA	76 43
14	H	Tennessee	72 67					85	A	Texas Tech	77 57	211	H	New Orleans	80 48
18	H	Oklahoma	86 68					85	H	Texas Tech	67 47	260	H	UTRGV	85 61
21	H	Kansas St.	63 58									292	H	Northwestern St.	86 39
												345	H	Houston Baptist	98 46
LAST 12 Division I GAMES:															
147	H	Kansas	75 42	85	A	Texas Tech	77 57								
7	A	Baylor	85 79	18	H	Oklahoma	86 68								
21	H	Kansas St.	63 58	56	A	West Virginia	73 63								
78	A	Oklahoma St.	85 71	78	H	Oklahoma St.	66 35								
56	H	West Virginia	69 54	121	H	TCU	83 54								
121	A	TCU	77 69	147	A	Kansas	66 54								

Non-Div I Games:

Texas

■ Loss,
 ■ Non-Conf,
 ■ S Site,
 ■ H Home
 ■ A Away
 N Neutral

Average RPI Win:	106	WON-LOST	WINNING	LAST 10	STRENGTH OF	OPP. STRENGTH	TEAM	ADJ.	CONF.	ADJ CONF.
Average RPI Loss:	54	RECORD	PCT. RANK	GAMES	SCHEDULE	OF SCHEDULE	RPI	RPI	RPI	RPI
DIV. I ONLY	19- 6	38	8- 2	28	23	16	16	2	2	
DIV. I NON-CONF.	10- 3	54	0- 0	47	68	36	36	2	2	
TOTALS	RPI 1-25	RPI 26-50	W-L RECORDS	RPI 51-100	RPI 101-150	RPI 150+				
19- 6	3- 1	3- 1	OVERALL	5- 4	5- 0	3- 0				
12- 1	1- 0	1- 0	HOME	4- 1	4- 0	2- 0				
5- 4	2- 1	1- 1	AWAY	1- 2	1- 0	0- 0				
2- 1	0- 0	1- 0	NEUTRAL	0- 1	0- 0	1- 0				
10- 3	0- 0	2- 0	NON-CONFERENCE	3- 3	2- 0	3- 0				
6- 1	0- 0	0- 0	HOME	3- 1	1- 0	2- 0				
2- 1	0- 0	1- 0	AWAY	0- 1	1- 0	0- 0				
2- 1	0- 0	1- 0	NEUTRAL	0- 1	0- 0	1- 0				
9- 3	3- 1	1- 1	CONFERENCE	2- 1	3- 0	0- 0				
6- 0	1- 0	1- 0	HOME	1- 0	3- 0	0- 0				
3- 3	2- 1	0- 1	AWAY	1- 1	0- 0	0- 0				
0- 0	0- 0	0- 0	NEUTRAL	0- 0	0- 0	0- 0				

RPI	S	Opponent	Score	RPI	S	Opponent	Score	RPI	S	Opponent	Score	RPI	S	Opponent	Score
4	A	Mississippi St.	61 71	29	A	Missouri	76 78	54	H	Southern California	62 66	106	H	Vanderbilt	77 72
14	A	Tennessee	61 59	33	N	Syracuse	105 84	57	N	Dayton	57 74	121	A	TCU	75 67
15	A	Kentucky	77 68	35	H	Auburn	66 61	58	A	Florida	67 59	122	H	Abilene Christian	71 45
24	H	LSU	54 52	43	A	Little Rock	55 37	58	H	Florida	84 76	131	H	Arkansas	90 65
								85	H	Texas Tech	98 90	138	H	Alabama	69 48
								87	A	SMU	53 54	247	N	Southern U.	81 58
								90	A	Georgia	59 69	285	H	A&M-Corpus Christi	84 55
								96	H	SFA	63 48	296	H	Prairie View	90 62
								100	H	Central Ark.	74 49				
LAST 12 Division I GAMES:															
14	A	Tennessee	61 59	29	A	Missouri	76 78	58	A	Florida	67 59	131	H	Arkansas	90 65
138	H	Alabama	69 48	58	A	Florida	67 59	15	A	Kentucky	77 68	90	A	Georgia	59 69
35	H	Auburn	66 61	131	H	Arkansas	90 65	24	H	LSU	54 52	106	H	Vanderbilt	77 72
58	H	Florida	84 76	4	A	Mississippi St.	61 71								

Non-Div I Games:

Texas A&M

Texas Southern

Through Games Of Feb. 12, 2017

Average RPI Win:	275	WON-LOST	WINNING	LAST 10	STRENGTH OF	OPP. STRENGTH	TEAM	ADJ.	CONF.	ADJ CONF.
Average RPI Loss:	211	RECORD	PCT. RANK	GAMES	SCHEDULE	OF SCHEDULE	RPI	RPI	RPI	RPI
DIV. I ONLY	13- 8	108	7- 3	342	318	203	203	30	30	
DIV. I NON-CONF.	5- 5	165	1- 0	327	236	203	203	30	30	
TOTALS	RPI 1-25	RPI 26-50	W-L RECORDS	RPI 51-100	RPI 101-150	RPI 150+				
13- 8	0- 0	0- 0	OVERALL	0- 1	0- 1	13- 6				
5- 1	0- 0	0- 0	HOME	0- 0	0- 0	5- 1				
7- 7	0- 0	0- 0	AWAY	0- 1	0- 1	7- 5				
1- 0	0- 0	0- 0	NEUTRAL	0- 0	0- 0	1- 0				
5- 5	0- 0	0- 0	NON-CONFERENCE	0- 1	0- 1	5- 3				
0- 1	0- 0	0- 0	HOME	0- 0	0- 0	0- 1				
4- 4	0- 0	0- 0	AWAY	0- 1	0- 1	4- 2				
1- 0	0- 0	0- 0	NEUTRAL	0- 0	0- 0	1- 0				
8- 3	0- 0	0- 0	CONFERENCE	0- 0	0- 0	8- 3				
5- 0	0- 0	0- 0	HOME	0- 0	0- 0	5- 0				
3- 3	0- 0	0- 0	AWAY	0- 0	0- 0	3- 3				
0- 0	0- 0	0- 0	NEUTRAL	0- 0	0- 0	0- 0				

RPI S	Opponent	Score	RPI S	Opponent	Score	RPI S	Opponent	Score	RPI S	Opponent	Score	Team's RPI: 203
						87	A SMU	36 61	121	A TCU	48 77	
									174	A Texas St.	66 53	
									187	H Rice	49 52	
									211	A New Orleans	57 63	
									217	H Alabama St.	52 48	
									218	A Grambling	52 64	
									218	H Grambling	69 61	
									223	N Presbyterian	74 62	
									247	A Southern U.	77 71	
									279	A Ark.-Pine Bluff	45 49	
									280	A FIU	70 62	
									285	A A&M-Corpus Christi	61 64	
									290	A Alcorn	57 53	
									291	A UTEP	89 68	
									296	A Prairie View	70 62	
									296	H Prairie View	73 51	
									299	A Mississippi Val.	74 75	
									345	A Houston Baptist	50 34	
									346	H Jackson St.	62 52	
									349	H Alabama A&M	60 51	
LAST 12 Division I GAMES:												
218	A	Grambling	52	64	346	H	Jackson St.	62	52			
296	H	Prairie View	73	51	218	H	Grambling	69	61			
349	H	Alabama A&M	60	51	296	A	Prairie View	70	62			
217	H	Alabama St.	52	48	247	A	Southern U.	77	71			
299	A	Mississippi Val.	74	75	290	A	Alcorn	57	53			
279	A	Ark.-Pine Bluff	45	49	280	A	FIU	70	62			

Non-Div I Games: P.R.-Bayamon 64 58

Texas Southern

■ Loss,
 ■ Non-Conf,
 ■ S Site,
 ■ Home
 ■ A Away
 N Neutral

Average RPI Win:	231	WON-LOST	WINNING	LAST 10	STRENGTH OF	OPP. STRENGTH	TEAM	ADJ.	CONF.	ADJ CONF.
Average RPI Loss:	159	RECORD	PCT. RANK	GAMES	SCHEDULE	OF SCHEDULE	RPI	RPI	RPI	RPI
DIV. I ONLY	13- 9	123	7- 3	250	209	174	174	21	21	
DIV. I NON-CONF.	5- 5	165	0- 0	303	221	210	210	19	19	
TOTALS	RPI 1-25	RPI 26-50	W-L RECORDS	RPI 51-100	RPI 101-150	RPI 150+				
13- 9	0- 1	1- 0	OVERALL	1- 2	0- 1	11- 5				
8- 3	0- 0	1- 0	HOME	0- 1	0- 0	7- 2				
5- 6	0- 1	0- 0	AWAY	1- 1	0- 1	4- 3				
0- 0	0- 0	0- 0	NEUTRAL	0- 0	0- 0	0- 0				
5- 5	0- 1	0- 0	NON-CONFERENCE	0- 1	0- 0	5- 3				
3- 1	0- 0	0- 0	HOME	0- 0	0- 0	3- 1				
2- 4	0- 1	0- 0	AWAY	0- 1	0- 0	2- 2				
0- 0	0- 0	0- 0	NEUTRAL	0- 0	0- 0	0- 0				
8- 4	0- 0	1- 0	CONFERENCE	1- 1	0- 1	6- 2				
5- 2	0- 0	1- 0	HOME	0- 1	0- 0	4- 1				
3- 2	0- 0	0- 0	AWAY	1- 0	0- 1	2- 1				
0- 0	0- 0	0- 0	NEUTRAL	0- 0	0- 0	0- 0				

RPI 1-25				RPI 26-50				RPI 51-100				RPI 101+ Team's RPI: 174			
RPI	S	Opponent	Score	RPI	S	Opponent	Score	RPI	S	Opponent	Score	RPI	S	Opponent	Score
7	A	Baylor	24 90	43	H	Little Rock	64 47	87	A	SMU	56 64	109	A	Troy	54 65
								97	A	UT Arlington	75 69	161	A	UTSA	47 72
								97	H	UT Arlington	39 61	163	H	Louisiana	62 40
												183	A	Houston	61 56
												195	A	Appalachian St.	53 37
												195	H	Appalachian St.	64 66
												202	A	North Texas	59 58
												203	H	Texas Southern	53 66
												235	A	South Ala.	57 44
												277	A	Coastal Caro.	48 64
												277	H	Coastal Caro.	83 62
												285	H	A&M-Corpus Christi	57 50
												296	A	Prairie View	60 64
												322	H	Arkansas St.	63 43
												332	H	La.-Monroe	63 50
												334	H	Incarnate Word	67 50
												337	H	Sam Houston St.	69 46
LAST 12 Division I GAMES:															
43	H	Little Rock	64 47	332	H	La.-Monroe	63 50								
322	H	Arkansas St.	63 43	235	A	South Ala.	57 44								
97	A	UT Arlington	75 69	109	A	Troy	54 65								
277	A	Coastal Caro.	48 64	97	H	UT Arlington	39 61								
195	A	Appalachian St.	53 37	195	H	Appalachian St.	64 66								
163	H	Louisiana	62 40	277	H	Coastal Caro.	83 62								

Non-Div I Games: St. Edward's 51 65

Texas St.

Average RPI Win:	144	WON-LOST	WINNING	LAST 10	STRENGTH OF	OPP. STRENGTH	TEAM	ADJ.	CONF.	ADJ CONF.
Average RPI Loss:	46	RECORD	PCT. RANK	GAMES	SCHEDULE	OF SCHEDULE	RPI	RPI	RPI	RPI
DIV. I ONLY	11- 13	195	1- 9	7	34	85	85	4	4	
DIV. I NON-CONF.	8- 3	67	0- 0	32	132	31	31	3	3	
TOTALS	RPI 1-25	RPI 26-50	W-L RECORDS	RPI 51-100	RPI 101-150	RPI 150+				
11- 13	0- 9	0- 0	OVERALL	5- 1	2- 3	4- 0				
10- 4	0- 4	0- 0	HOME	5- 0	1- 0	4- 0				
0- 9	0- 5	0- 0	AWAY	0- 1	0- 3	0- 0				
1- 0	0- 0	0- 0	NEUTRAL	0- 0	1- 0	0- 0				
8- 3	0- 2	0- 0	NON-CONFERENCE	2- 0	2- 1	4- 0				
7- 0	0- 0	0- 0	HOME	2- 0	1- 0	4- 0				
0- 3	0- 2	0- 0	AWAY	0- 0	0- 1	0- 0				
1- 0	0- 0	0- 0	NEUTRAL	0- 0	1- 0	0- 0				
3- 10	0- 7	0- 0	CONFERENCE	3- 1	0- 2	0- 0				
3- 4	0- 4	0- 0	HOME	3- 0	0- 0	0- 0				
0- 6	0- 3	0- 0	AWAY	0- 1	0- 2	0- 0				
0- 0	0- 0	0- 0	NEUTRAL	0- 0	0- 0	0- 0				

RPI S	Opponent	Score	RPI S	Opponent	Score	RPI S	Opponent	Score	RPI S	Opponent	Score
7	H Baylor	61 79				56	A West Virginia	79 89	116	N Fordham	59 50
8	A Texas	47 67				56	H West Virginia	75 66	121	A TCU	62 76
8	H Texas	57 77				76	H Iowa St.	75 66	131	A Arkansas	60 66
16	A Texas A&M	90 98				78	H Oklahoma St.	70 65	135	H North Dakota	90 80
18	A Oklahoma	45 66				97	H UT Arlington	79 60	147	A Kansas	60 66
18	H Oklahoma	56 64				100	H Central Ark.	79 45	152	H New Mexico	69 58
20	A Miami (FL)	56 74							183	H Houston	84 60
21	A Kansas St.	54 68							290	H Alcorn	90 37
21	H Kansas St.	53 65							296	H Prairie View	85 43
LAST 12 Division I GAMES:											
18	H Oklahoma	56 64	8	H Texas	57 77						
121	A TCU	62 76	18	A Oklahoma	45 66						
7	H Baylor	61 79	56	H West Virginia	75 66						
21	H Kansas St.	53 65	21	A Kansas St.	54 68						
147	A Kansas	60 66	76	H Iowa St.	75 66						
56	A West Virginia	79 89	78	H Oklahoma St.	70 65						

Non-Div I Games:

Texas Tech

■ Loss,
 ■ Non-Conf, S Site,
 ■ Home
 ■ Away
 N Neutral

Average RPI Win:	197	WON-LOST	WINNING	LAST 10	STRENGTH OF	OPP. STRENGTH	TEAM	ADJ.	CONF.	ADJ CONF.
Average RPI Loss:	61	RECORD	PCT. RANK	GAMES	SCHEDULE	OF SCHEDULE	RPI	RPI	RPI	RPI
DIV. I ONLY	15- 7	75	6- 4	104	96	84	84	10	10	
DIV. I NON-CONF.	8- 2	49	0- 0	250	52	92	92	11	11	
TOTALS	RPI 1-25	RPI 26-50	W-L RECORDS	RPI 51-100	RPI 101-150	RPI 150+				
15- 7	0- 2	0- 2	OVERALL	4- 1	1- 2	10- 0				
8- 4	0- 1	0- 1	HOME	2- 1	1- 1	5- 0				
6- 2	0- 0	0- 1	AWAY	2- 0	0- 1	4- 0				
1- 1	0- 1	0- 0	NEUTRAL	0- 0	0- 0	1- 0				
8- 2	0- 2	0- 0	NON-CONFERENCE	1- 0	1- 0	6- 0				
4- 1	0- 1	0- 0	HOME	0- 0	1- 0	3- 0				
3- 0	0- 0	0- 0	AWAY	1- 0	0- 0	2- 0				
1- 1	0- 1	0- 0	NEUTRAL	0- 0	0- 0	1- 0				
7- 5	0- 0	0- 2	CONFERENCE	3- 1	0- 2	4- 0				
4- 3	0- 0	0- 1	HOME	2- 1	0- 1	2- 0				
3- 2	0- 0	0- 1	AWAY	1- 0	0- 1	2- 0				
0- 0	0- 0	0- 0	NEUTRAL	0- 0	0- 0	0- 0				

RPI 1-25				RPI 26-50				RPI 51-100 Team's RPI: 84				RPI 101+			
RPI	S	Opponent	Score	RPI	S	Opponent	Score	RPI	S	Opponent	Score	RPI	S	Opponent	Score
2	H	Notre Dame	68 85	40	A	Ohio	55 61	57	A	Dayton	76 72	107	A	Kent St.	60 70
12	N	UCLA	73 75	40	H	Ohio	55 64	60	H	Central Mich.	74 72	139	H	Detroit	72 66
								72	A	Buffalo	73 64	146	H	Ball St.	45 51
								72	H	Buffalo	85 63	172	A	Western Mich.	72 66
								82	H	Northern Ill.	73 77	186	A	Cleveland St.	92 59
												213	H	Miami (OH)	64 50
												227	H	St. Bonaventure	74 50
												265	H	Bowling Green	74 59
												285	A	A&M-Corpus Christi	76 60
												287	N	Davidson	76 41
												289	A	Eastern Mich.	66 49
												309	H	Rhode Island	65 50
												325	H	Ill.-Chicago	79 51
LAST 12 Division I GAMES:															
265	H	Bowling Green	74 59	40	H	Ohio	55 64	82	H	Northern Ill.	73 77	72	A	Buffalo	73 64
172	A	Western Mich.	72 66	72	H	Buffalo	85 63	213	H	Miami (OH)	64 50	289	A	Eastern Mich.	66 49
40	A	Ohio	55 61	60	H	Central Mich.	74 72	146	H	Ball St.	45 51				
72	H	Buffalo	85 63	107	A	Kent St.	60 70								

Non-Div I Games: Madonna 99 47

Toledo

Average RPI Win:	196	WON-LOST	WINNING	LAST 10	STRENGTH OF	OPP. STRENGTH	TEAM	ADJ.	CONF.	ADJ CONF.
Average RPI Loss:	135	RECORD	PCT. RANK	GAMES	SCHEDULE	OF SCHEDULE	RPI	RPI	RPI	RPI
DIV. I ONLY	11- 13	195	3- 7	150	144	191	191	8	8	
DIV. I NON-CONF.	7- 4	114	0- 0	222	290	171	171	8	8	
TOTALS	RPI 1-25	RPI 26-50	W-L RECORDS	RPI 51-100	RPI 101-150	RPI 150+				
11- 13	0- 1	2- 2	OVERALL	0- 1	2- 3	7- 6				
8- 5	0- 0	1- 1	HOME	0- 0	2- 2	5- 2				
3- 8	0- 1	1- 1	AWAY	0- 1	0- 1	2- 4				
0- 0	0- 0	0- 0	NEUTRAL	0- 0	0- 0	0- 0				
7- 4	0- 1	0- 1	NON-CONFERENCE	0- 0	1- 1	6- 1				
5- 2	0- 0	0- 1	HOME	0- 0	1- 1	4- 0				
2- 2	0- 1	0- 0	AWAY	0- 0	0- 0	2- 1				
0- 0	0- 0	0- 0	NEUTRAL	0- 0	0- 0	0- 0				
4- 9	0- 0	2- 1	CONFERENCE	0- 1	1- 2	1- 5				
3- 3	0- 0	1- 0	HOME	0- 0	1- 1	1- 2				
1- 6	0- 0	1- 1	AWAY	0- 1	0- 1	0- 3				
0- 0	0- 0	0- 0	NEUTRAL	0- 0	0- 0	0- 0				

RPI 1-25				RPI 26-50				RPI 51-100				RPI 101+ Team's RPI: 191			
RPI	S	Opponent	Score	RPI	S	Opponent	Score	RPI	S	Opponent	Score	RPI	S	Opponent	Score
17	A	Maryland	63 97	32	A	Elon	55 83	68	A	Drexel	48 58	117	H	Delaware	67 73
				39	A	James Madison	60 55					118	H	Rider	75 79
				39	H	James Madison	54 51					127	H	Cornell	68 63
				49	H	Georgetown	59 75					128	A	William & Mary	55 68
												128	H	William & Mary	64 60
												179	H	George Mason	79 75
												180	A	Northeastern	64 72
												189	H	Hofstra	61 70
												204	A	Col. of Charleston	54 59
												204	H	Col. of Charleston	61 59
												206	A	UNCW	56 59
												206	H	UNCW	42 48
												210	A	UMBC	59 48
												246	A	Colgate	71 76
												256	H	Norfolk St.	61 58
												300	H	Coppin St.	69 65
												338	H	UMass Lowell	90 56
												339	A	Wagner	69 40
LAST 12 Division I GAMES:															
128	A	William & Mary	55 68	39	A	James Madison	60 55								
206	H	UNCW	42 48	128	H	William & Mary	64 60								
204	A	Col. of Charleston	54 59	204	H	Col. of Charleston	61 59								
32	A	Elon	55 83	189	H	Hofstra	61 70								
117	H	Delaware	67 73	39	H	James Madison	54 51								
206	A	UNCW	56 59	180	A	Northeastern	64 72								

Non-Div I Games:

Towson

■ Loss,
 ■ Non-Conf, S Site,
 ■ Home
 ■ Away
 N Neutral

Average RPI Win:	221	WON-LOST	WINNING	LAST 10	STRENGTH OF	OPP. STRENGTH	TEAM	ADJ.	CONF.	ADJ CONF.
Average RPI Loss:	112	RECORD	PCT. RANK	GAMES	SCHEDULE	OF SCHEDULE	RPI	RPI	RPI	RPI
DIV. I ONLY	14- 7	84	7- 3	211	157	109	109	21	21	
DIV. I NON-CONF.	5- 4	143	0- 0	153	36	109	109	19	19	
TOTALS	RPI 1-25	RPI 26-50	W-L RECORDS	RPI 51-100	RPI 101-150	RPI 150+				
14- 7	0- 1	1- 2	OVERALL	2- 1	0- 0	11- 3				
6- 2	0- 0	0- 0	HOME	2- 0	0- 0	4- 2				
6- 5	0- 0	0- 0	AWAY	0- 0	0- 0	6- 0				
2- 0	0- 0	1- 0	NEUTRAL	0- 0	0- 0	1- 0				
5- 4	0- 1	1- 1	NON-CONFERENCE	1- 1	0- 0	3- 1				
2- 1	0- 0	0- 0	HOME	1- 0	0- 0	1- 1				
1- 3	0- 1	0- 1	AWAY	0- 1	0- 0	1- 0				
2- 0	0- 0	1- 0	NEUTRAL	0- 0	0- 0	1- 0				
9- 3	0- 0	0- 1	CONFERENCE	1- 0	0- 0	8- 2				
4- 1	0- 0	0- 0	HOME	1- 0	0- 0	3- 1				
5- 2	0- 0	0- 1	AWAY	0- 0	0- 0	5- 1				
0- 0	0- 0	0- 0	NEUTRAL	0- 0	0- 0	0- 0				

RPI 1-25				RPI 26-50				RPI 51-100				RPI 101+ Team's RPI: 109			
RPI	S	Opponent	Score	RPI	S	Opponent	Score	RPI	S	Opponent	Score	RPI	S	Opponent	Score
14	A	Tennessee	84 110	35	A	Auburn	52 61	75	H	Belmont	91 74	163	A	Louisiana	72 80
				43	A	Little Rock	74 77	86	A	Jacksonville	70 77	174	H	Texas St.	65 54
				50	N	Villanova	93 85	97	H	UT Arlington	85 68	184	H	UAB	77 81
												217	H	Alabama St.	95 66
												235	A	South Ala.	73 57
												235	H	South Ala.	75 71
												238	A	Ga. Southern	89 86
												238	H	Ga. Southern	77 67
												258	A	Georgia St.	87 69
												258	H	Georgia St.	65 68
												298	A	Nicholls St.	100 75
												320	N	Loyola Chicago	91 67
												322	A	Arkansas St.	83 75
												332	A	La.-Monroe	94 67
LAST 12 Division I GAMES:															
163	A	Louisiana	72 80	43	A	Little Rock	74 77								
332	A	La.-Monroe	94 67	97	H	UT Arlington	85 68								
235	H	South Ala.	75 71	174	H	Texas St.	65 54								
258	H	Georgia St.	65 68	238	A	Ga. Southern	89 86								
238	H	Ga. Southern	77 67	258	A	Georgia St.	87 69								
322	A	Arkansas St.	83 75	235	A	South Ala.	73 57								

Non-Div I Games: Armstrong St. 118 72 Thomas (GA) 110 55

Troy

Average RPI Loss: 44

Average RPI Win:	150	WON-LOST	WINNING	LAST 10	STRENGTH OF	OPP. STRENGTH	TEAM	ADJ.	CONF.	ADJ CONF.
Average RPI Loss:	44	RECORD	PCT. RANK	GAMES	SCHEDULE	OF SCHEDULE	RPI	RPI	RPI	RPI
DIV. I ONLY	15- 10	113	5- 5	37	43	41	41	5	5	
DIV. I NON-CONF.	9- 4	85	0- 0	52	30	42	42	5	5	
<hr/>										
TOTALS	RPI 1-25	RPI 26-50	W-L RECORDS	RPI 51-100	RPI 101-150	RPI 150+				
15- 10	0- 7	2- 0	OVERALL	1- 1	6- 2	6- 0				
9- 3	0- 2	2- 0	HOME	0- 0	4- 1	3- 0				
5- 6	0- 4	0- 0	AWAY	1- 1	2- 1	2- 0				
1- 1	0- 1	0- 0	NEUTRAL	0- 0	0- 0	1- 0				
<hr/>										
9- 4	0- 2	2- 0	NON-CONFERENCE	0- 1	3- 1	4- 0				
7- 0	0- 0	2- 0	HOME	0- 0	3- 0	2- 0				
1- 3	0- 1	0- 0	AWAY	0- 1	0- 1	1- 0				
1- 1	0- 1	0- 0	NEUTRAL	0- 0	0- 0	1- 0				
<hr/>										
6- 6	0- 5	0- 0	CONFERENCE	1- 0	3- 1	2- 0				
2- 3	0- 2	0- 0	HOME	0- 0	1- 1	1- 0				
4- 3	0- 3	0- 0	AWAY	1- 0	2- 0	1- 0				
0- 0	0- 0	0- 0	NEUTRAL	0- 0	0- 0	0- 0				

RPI 1-25				RPI 26-50				Team's RPI: 41				RPI 51-100				RPI 101+			
RPI	S	Opponent	Score	RPI	S	Opponent	Score	RPI	S	Opponent	Score	RPI	S	Opponent	Score	RPI	S	Opponent	Score
1	A	UConn	56 100	30	H	North Carolina St.	63 58	64	A	Middle Tenn.	59 62	106	A	Vanderbilt	63 74				
4	N	Mississippi St.	49 66	35	H	Auburn	61 59	87	A	SMU	71 59	120	H	Southern Miss.	86 67				
23	A	South Fla.	56 66									126	H	Eastern Wash.	63 51				
23	H	South Fla.	53 62									129	H	Maine	77 62				
24	A	LSU	51 69									141	H	Tulsa	70 65				
25	A	Temple	71 86									142	A	Cincinnati	74 68				
25	H	Temple	50 76									144	A	East Carolina	61 45				
												145	H	Memphis	52 55				
												161	A	UTSA	75 66				
												183	A	Houston	57 49				
												183	H	Houston	82 56				
												218	H	Grambling	79 56				
												267	H	McNeese	82 65				
												289	N	Eastern Mich.	62 50				
LAST 12 Division I GAMES:																			
23	A	South Fla.	56 66	1	A	UConn	56 100												
145	H	Memphis	52 55	183	H	Houston	82 56												
25	H	Temple	50 76	87	A	SMU	71 59												
183	A	Houston	57 49	25	A	Temple	71 86												
142	A	Cincinnati	74 68	23	H	South Fla.	53 62												
141	H	Tulsa	70 65	144	A	East Carolina	61 45												

Non-Div I Games:

Tulane

Loss, Non-Conf, S Site, H Home A Away N Neutral

Average RPI Win:	162	WON-LOST	WINNING	LAST 10	STRENGTH OF	OPP. STRENGTH	TEAM	ADJ.	CONF.	ADJ CONF.
Average RPI Loss:	87	RECORD	PCT. RANK	GAMES	SCHEDULE	OF SCHEDULE	RPI	RPI	RPI	RPI
DIV. I ONLY	8- 17	269	3- 7	26	72	141	141	5	5	
DIV. I NON-CONF.	4- 9	248	0- 0	87	152	192	192	5	5	
TOTALS	RPI 1-25	RPI 26-50	W-L RECORDS	RPI 51-100	RPI 101-150	RPI 150+				
8- 17	0- 7	0- 2	OVERALL	1- 2	4- 3	3- 3				
5- 6	0- 2	0- 1	HOME	1- 1	3- 2	1- 0				
3- 10	0- 5	0- 1	AWAY	0- 0	1- 1	2- 3				
0- 1	0- 0	0- 0	NEUTRAL	0- 1	0- 0	0- 0				
4- 9	0- 2	0- 1	NON-CONFERENCE	0- 2	1- 2	3- 2				
2- 3	0- 0	0- 1	HOME	0- 1	1- 1	1- 0				
2- 5	0- 2	0- 0	AWAY	0- 0	0- 1	2- 2				
0- 1	0- 0	0- 0	NEUTRAL	0- 1	0- 0	0- 0				
4- 8	0- 5	0- 1	CONFERENCE	1- 0	3- 1	0- 1				
3- 3	0- 2	0- 0	HOME	1- 0	2- 1	0- 0				
1- 5	0- 3	0- 1	AWAY	0- 0	1- 0	0- 1				
0- 0	0- 0	0- 0	NEUTRAL	0- 0	0- 0	0- 0				

RPI 1-25				RPI 26-50				RPI 51-100				RPI 101+ Team's RPI: 141			
RPI	S	Opponent	Score	RPI	S	Opponent	Score	RPI	S	Opponent	Score	RPI	S	Opponent	Score
1	A	UConn	50 96	41	A	Tulane	65 70	69	H	South Dakota	68 71	114	H	Saint Louis	70 64
1	H	UConn	58 98	43	H	Little Rock	58 63	87	H	SMU	66 59	130	A	UCF	73 62
18	A	Oklahoma	68 85					92	N	BYU	56 71	130	H	UCF	58 62
21	A	Kansas St.	62 82									131	H	Arkansas	50 57
23	A	South Fla.	68 84									144	H	East Carolina	100 92
25	A	Temple	43 70									145	H	Memphis	57 52
25	H	Temple	49 58									150	A	Oral Roberts	68 76
												152	A	New Mexico	67 64
												183	A	Houston	66 71
												201	A	Indiana St.	68 72
												202	H	North Texas	63 58
												318	A	UMKC	80 70
												322	A	Arkansas St.	80 83
LAST 12 Division I GAMES:															
130	H	UCF	58 62	130	A	UCF	73 62								
25	A	Temple	43 70	1	H	UConn	58 98								
1	A	UConn	50 96	25	H	Temple	49 58								
144	H	East Carolina	100 92	23	A	South Fla.	68 84								
87	H	SMU	66 59	145	H	Memphis	57 52								
41	A	Tulane	65 70	183	A	Houston	66 71								

Non-Div I Games:

Tulsa

■ Loss,
■ Non-Conf, S Site,
■ Home
■ Away
N Neutral

Average RPI Win:	235	WON-LOST	WINNING	LAST 10	STRENGTH OF	OPP. STRENGTH	TEAM	ADJ.	CONF.	ADJ CONF.
Average RPI Loss:	126	RECORD	PCT. RANK	GAMES	SCHEDULE	OF SCHEDULE	RPI	RPI	RPI	RPI
DIV. I ONLY	11- 12	185	4- 6	140	173	184	184	15	15	
DIV. I NON-CONF.	6- 4	126	0- 0	98	230	102	102	16	16	
TOTALS	RPI 1-25	RPI 26-50	W-L RECORDS	RPI 51-100	RPI 101-150	RPI 150+				
11- 12	0- 2	0- 0	OVERALL	0- 3	2- 2	9- 5				
7- 5	0- 1	0- 0	HOME	0- 2	0- 0	7- 2				
3- 7	0- 1	0- 0	AWAY	0- 1	2- 2	1- 3				
1- 0	0- 0	0- 0	NEUTRAL	0- 0	0- 0	1- 0				
6- 4	0- 2	0- 0	NON-CONFERENCE	0- 1	1- 0	5- 1				
3- 2	0- 1	0- 0	HOME	0- 1	0- 0	3- 0				
2- 2	0- 1	0- 0	AWAY	0- 0	1- 0	1- 1				
1- 0	0- 0	0- 0	NEUTRAL	0- 0	0- 0	1- 0				
5- 8	0- 0	0- 0	CONFERENCE	0- 2	1- 2	4- 4				
4- 3	0- 0	0- 0	HOME	0- 1	0- 0	4- 2				
1- 5	0- 0	0- 0	AWAY	0- 1	1- 2	0- 2				
0- 0	0- 0	0- 0	NEUTRAL	0- 0	0- 0	0- 0				

RPI 1-25				RPI 26-50				RPI 51-100				RPI 101+ Team's RPI: 184			
RPI	S	Opponent	Score	RPI	S	Opponent	Score	RPI	S	Opponent	Score	RPI	S	Opponent	Score
5	H	Florida St.	47 93					64	H	Middle Tenn.	61 64	104	A	Charlotte	88 81
19	A	DePaul	80 90					75	H	Belmont	58 72	109	A	Troy	81 77
								79	A	Western Ky.	48 60	120	A	Southern Miss.	59 64
												132	A	Old Dominion	61 73
												156	A	Louisiana Tech	63 64
												161	H	UTSA	67 82
												167	A	Southern Ill.	64 49
												187	H	Rice	62 61
												202	H	North Texas	58 59
												235	H	South Ala.	66 41
												239	A	Samford	49 52
												254	A	Marshall	58 61
												271	H	High Point	75 66
												280	H	FIU	82 68
												291	H	UTEP	74 61
												299	H	Mississippi Val.	80 46
												307	N	Gardner-Webb	59 49
												330	H	Fla. Atlantic	66 55
LAST 12 Division I GAMES:															
132	A	Old Dominion	61 73	280	H	FIU	82 68								
104	A	Charlotte	88 81	330	H	Fla. Atlantic	66 55								
161	H	UTSA	67 82	254	A	Marshall	58 61								
291	H	UTEP	74 61	79	A	Western Ky.	48 60								
120	A	Southern Miss.	59 64	187	H	Rice	62 61								
156	A	Louisiana Tech	63 64	202	H	North Texas	58 59								

Non-Div I Games: Miles 106 48

UAB

Loss, Non-Conf, S Site, H Home A Away N Neutral

Average RPI Win:	233	WON-LOST	WINNING	LAST 10	STRENGTH OF	OPP. STRENGTH	TEAM	ADJ.	CONF.	ADJ CONF.
Average RPI Loss:	86	RECORD	PCT. RANK	GAMES	SCHEDULE	OF SCHEDULE	RPI	RPI	RPI	RPI
DIV. I ONLY	17- 6	50	8- 2	233	172	102	102	25	25	
DIV. I NON-CONF.	8- 4	97	0- 1	102	88	71	71	24	24	
TOTALS	RPI 1-25	RPI 26-50	W-L RECORDS	RPI 51-100	RPI 101-150	RPI 150+				
17- 6	0- 2	0- 0	OVERALL	1- 1	2- 2	14- 1				
9- 2	0- 0	0- 0	HOME	1- 0	1- 1	7- 1				
8- 3	0- 2	0- 0	AWAY	0- 0	1- 1	7- 0				
0- 1	0- 0	0- 0	NEUTRAL	0- 1	0- 0	0- 0				
8- 4	0- 2	0- 0	NON-CONFERENCE	1- 1	2- 0	5- 1				
4- 1	0- 0	0- 0	HOME	1- 0	1- 0	2- 1				
4- 2	0- 2	0- 0	AWAY	0- 0	1- 0	3- 0				
0- 1	0- 0	0- 0	NEUTRAL	0- 1	0- 0	0- 0				
9- 2	0- 0	0- 0	CONFERENCE	0- 0	0- 2	9- 0				
5- 1	0- 0	0- 0	HOME	0- 0	0- 1	5- 0				
4- 1	0- 0	0- 0	AWAY	0- 0	0- 1	4- 0				
0- 0	0- 0	0- 0	NEUTRAL	0- 0	0- 0	0- 0				

RPI 1-25				RPI 26-50				RPI 51-100				RPI 101+ Team's RPI: 102			
RPI	S	Opponent	Score	RPI	S	Opponent	Score	RPI	S	Opponent	Score	RPI	S	Opponent	Score
10	A	Oregon St.	52 93					70	H	Montana St.	70 62	111	A	Long Beach St.	62 64
11	A	Stanford	42 68					86	N	Jacksonville	54 61	111	H	Long Beach St.	51 64
												123	H	St. Mary's (CA)	68 66
												130	A	UCF	77 71
												158	A	San Francisco	78 58
												166	H	CSUN	81 65
												173	H	UC Riverside	72 55
												189	H	Hofstra	60 64
												216	A	Pacific	95 87
												243	A	UC Santa Barbara	62 48
												259	A	Cal Poly	61 53
												266	H	Hawaii	70 55
												268	H	Portland	66 52
												272	H	San Diego St.	75 55
												284	A	Sacramento St.	110 78
												327	A	UC Irvine	89 48
												327	H	UC Irvine	62 42
												340	A	Cal St. Fullerton	70 51
												340	H	Cal St. Fullerton	59 39
LAST 12 Division I GAMES:															
327	H	UC Irvine	62 42	340	A	Cal St. Fullerton	70 51	166	H	CSUN	81 65	111	H	Long Beach St.	51 64
243	A	UC Santa Barbara	62 48	166	H	CSUN	81 65	266	H	Hawaii	70 55	327	A	UC Irvine	89 48
259	A	Cal Poly	61 53	111	H	Long Beach St.	51 64	327	A	UC Irvine	89 48	86	N	Jacksonville	54 61
340	H	Cal St. Fullerton	59 39	266	H	Hawaii	70 55								
173	H	UC Riverside	72 55	327	A	UC Irvine	89 48								
111	A	Long Beach St.	62 64	86	N	Jacksonville	54 61								

Non-Div I Games: Holy Names 91 51

UC Davis

■ Loss,
 ■ Non-Conf,
 ■ S Site,
 ■ H Home
 ■ A Away
 N Neutral

Average RPI Win:	225	WON-LOST	WINNING	LAST 10	STRENGTH OF	OPP. STRENGTH	TEAM	ADJ.	CONF.	ADJ CONF.
Average RPI Loss:	185	RECORD	PCT. RANK	GAMES	SCHEDULE	OF SCHEDULE	RPI	RPI	RPI	RPI
DIV. I ONLY	2- 21	341	1- 9	191	270	327	327	25	25	
DIV. I NON-CONF.	1- 12	332	0- 1	196	281	322	322	24	24	
TOTALS	RPI 1-25	RPI 26-50	W-L RECORDS	RPI 51-100	RPI 101-150	RPI 150+				
2- 21	0- 0	0- 0	OVERALL	0- 3	0- 4	2- 14				
1- 11	0- 0	0- 0	HOME	0- 2	0- 3	1- 6				
1- 9	0- 0	0- 0	AWAY	0- 1	0- 1	1- 7				
0- 1	0- 0	0- 0	NEUTRAL	0- 0	0- 0	0- 1				
1- 12	0- 0	0- 0	NON-CONFERENCE	0- 3	0- 1	1- 8				
0- 6	0- 0	0- 0	HOME	0- 2	0- 1	0- 3				
1- 5	0- 0	0- 0	AWAY	0- 1	0- 0	1- 4				
0- 1	0- 0	0- 0	NEUTRAL	0- 0	0- 0	0- 1				
1- 9	0- 0	0- 0	CONFERENCE	0- 0	0- 3	1- 6				
1- 5	0- 0	0- 0	HOME	0- 0	0- 2	1- 3				
0- 4	0- 0	0- 0	AWAY	0- 0	0- 1	0- 3				
0- 0	0- 0	0- 0	NEUTRAL	0- 0	0- 0	0- 0				

RPI S	Opponent	Score	RPI S	Opponent	Score	RPI S	Opponent	Score	RPI S	Opponent	Score	Team's RPI: 327
						54	H Southern California	45 83	102	A UC Davis	42 62	
						63	A Gonzaga	38 102	102	H UC Davis	48 89	
						83	H UNLV	46 62	111	H Long Beach St.	63 68	
									114	H Saint Louis	69 79	
									157	N Fresno St.	45 63	
									166	H CSUN	77 52	
									173	A UC Riverside	58 76	
									173	H UC Riverside	58 79	
									176	A Idaho St.	54 65	
									177	A Utah St.	52 66	
									212	A Loyola Marymount	39 58	
									243	H UC Santa Barbara	60 85	
									255	A Portland St.	73 79	
									259	H Cal Poly	60 78	
									264	H CSU Bakersfield	66 86	
									266	A Hawaii	62 79	
									283	A Nevada	72 59	
									284	H Sacramento St.	70 78	
									286	H Southern Utah	58 70	
									340	A Cal St. Fullerton	53 64	
LAST 12 Division I GAMES:												
102	A	UC Davis	42	62	340	A	Cal St. Fullerton	53	64			
259	H	Cal Poly	60	78	166	H	CSUN	77	52			
111	H	Long Beach St.	63	68	173	A	UC Riverside	58	76			
243	H	UC Santa Barbara	60	85	102	H	UC Davis	48	89			
266	A	Hawaii	62	79	54	H	Southern California	45	83			
173	H	UC Riverside	58	79	286	H	Southern Utah	58	70			

Non-Div I Games: Concordia (CA) 92 61

UC Irvine

■ Loss,
■ Non-Conf,
■ S Site,
■ H Home
■ A Away
N Neutral

Average RPI Win:	268	WON-LOST	WINNING	LAST 10	STRENGTH OF	OPP. STRENGTH	TEAM	ADJ.	CONF.	ADJ CONF.
Average RPI Loss:	107	RECORD	PCT. RANK	GAMES	SCHEDULE	OF SCHEDULE	RPI	RPI	RPI	RPI
DIV. I ONLY	13- 11	147	6- 4	230	189	173	173	25	25	
DIV. I NON-CONF.	6- 7	182	0- 1	128	126	149	149	24	24	
TOTALS	RPI 1-25	RPI 26-50	W-L RECORDS	RPI 51-100	RPI 101-150	RPI 150+				
13- 11	0- 0	0- 1	OVERALL	0- 5	0- 3	13- 2				
7- 3	0- 0	0- 0	HOME	0- 2	0- 0	7- 1				
5- 8	0- 0	0- 1	AWAY	0- 3	0- 3	5- 1				
1- 0	0- 0	0- 0	NEUTRAL	0- 0	0- 0	1- 0				
6- 7	0- 0	0- 1	NON-CONFERENCE	0- 5	0- 1	6- 0				
3- 2	0- 0	0- 0	HOME	0- 2	0- 0	3- 0				
2- 5	0- 0	0- 1	AWAY	0- 3	0- 1	2- 0				
1- 0	0- 0	0- 0	NEUTRAL	0- 0	0- 0	1- 0				
7- 4	0- 0	0- 0	CONFERENCE	0- 0	0- 2	7- 2				
4- 1	0- 0	0- 0	HOME	0- 0	0- 0	4- 1				
3- 3	0- 0	0- 0	AWAY	0- 0	0- 2	3- 1				
0- 0	0- 0	0- 0	NEUTRAL	0- 0	0- 0	0- 0				

RPI 1-25				RPI 26-50				RPI 51-100				RPI 101+				Team's RPI: 173
RPI	S	Opponent	Score	RPI	S	Opponent	Score	RPI	S	Opponent	Score	RPI	S	Opponent	Score	
				29	A	Missouri	62 68	54	A	Southern California	49 67	102	A	UC Davis	55 72	
								67	A	California	56 71	111	A	Long Beach St.	51 55	
								69	H	South Dakota	55 61	147	A	Kansas	84 90	
								91	A	FGCU	45 60	166	H	CSUN	67 70	
								93	H	Penn	55 71	212	A	Loyola Marymount	75 72	
												222	H	Grand Canyon	77 64	
												225	H	Seattle U	58 54	
												239	N	Samford	51 48	
												243	A	UC Santa Barbara	54 58	
												259	A	Cal Poly	72 69	
												259	H	Cal Poly	68 59	
												264	A	CSU Bakersfield	71 66	
												266	A	Hawaii	79 59	
												266	H	Hawaii	63 45	
												272	H	San Diego St.	72 44	
												327	A	UC Irvine	79 58	
												327	H	UC Irvine	76 58	
												340	H	Cal St. Fullerton	68 45	
LAST 12 Division I GAMES:																
166	H	CSUN	67 70	340	H	Cal St. Fullerton	68 45									
266	A	Hawaii	79 59	327	A	UC Irvine	79 58									
259	A	Cal Poly	72 69	243	A	UC Santa Barbara	54 58									
266	H	Hawaii	63 45	259	H	Cal Poly	68 59									
111	A	Long Beach St.	51 55	327	H	UC Irvine	76 58									
102	A	UC Davis	55 72	93	H	Penn	55 71									

Non-Div I Games:

UC Riverside

■ Loss,
 ■ Non-Conf,
 ■ S Site,
 ■ Home
 ■ A Away
 N Neutral

Average RPI Win:	263	WON-LOST	WINNING	LAST 10	STRENGTH OF	OPP. STRENGTH	TEAM	ADJ.	CONF.	ADJ CONF.
Average RPI Loss:	168	RECORD	PCT. RANK	GAMES	SCHEDULE	OF SCHEDULE	RPI	RPI	RPI	RPI
DIV. I ONLY	12- 12	173	7- 3	324	175	243	243	25	25	
DIV. I NON-CONF.	5- 8	218	0- 1	319	124	283	283	24	24	
TOTALS	RPI 1-25	RPI 26-50	W-L RECORDS	RPI 51-100	RPI 101-150	RPI 150+				
12- 12	0- 1	0- 0	OVERALL	0- 1	1- 2	11- 8				
6- 5	0- 1	0- 0	HOME	0- 0	1- 2	5- 2				
4- 7	0- 0	0- 0	AWAY	0- 1	0- 0	4- 6				
2- 0	0- 0	0- 0	NEUTRAL	0- 0	0- 0	2- 0				
5- 8	0- 1	0- 0	NON-CONFERENCE	0- 1	0- 1	5- 5				
2- 3	0- 1	0- 0	HOME	0- 0	0- 1	2- 1				
1- 5	0- 0	0- 0	AWAY	0- 1	0- 0	1- 4				
2- 0	0- 0	0- 0	NEUTRAL	0- 0	0- 0	2- 0				
7- 4	0- 0	0- 0	CONFERENCE	0- 0	1- 1	6- 3				
4- 2	0- 0	0- 0	HOME	0- 0	1- 1	3- 1				
3- 2	0- 0	0- 0	AWAY	0- 0	0- 0	3- 2				
0- 0	0- 0	0- 0	NEUTRAL	0- 0	0- 0	0- 0				

RPI 1-25				RPI 26-50				RPI 51-100				RPI 101+ Team's RPI: 243			
RPI	S	Opponent	Score	RPI	S	Opponent	Score	RPI	S	Opponent	Score	RPI	S	Opponent	Score
12	H	UCLA	52 71					76	A	Iowa St.	60 77	102	H	UC Davis	48 62
												111	H	Long Beach St.	65 60
												143	H	Yale	60 64
												153	H	Santa Clara	58 69
												157	A	Fresno St.	50 49
												166	A	CSUN	61 75
												166	H	CSUN	55 62
												173	H	UC Riverside	58 54
												212	A	Loyola Marymount	55 57
												225	A	Seattle U	53 58
												232	A	San Diego	63 77
												259	A	Cal Poly	67 78
												266	A	Hawaii	67 52
												266	H	Hawaii	74 62
												272	A	San Diego St.	70 84
												285	N	A&M-Corpus Christi	66 60
												293	H	Pepperdine	66 57
												297	N	North Dakota St.	66 59
												305	H	Northern Ariz.	60 51
												327	A	UC Irvine	85 60
												340	A	Cal St. Fullerton	56 49
												340	H	Cal St. Fullerton	57 37
LAST 12 Division I GAMES:															
266	A	Hawaii	67 52	266	H	Hawaii	74 62								
166	H	CSUN	55 62	111	H	Long Beach St.	65 60								
102	H	UC Davis	48 62	173	H	UC Riverside	58 54								
340	H	Cal St. Fullerton	57 37	340	A	Cal St. Fullerton	56 49								
327	A	UC Irvine	85 60	259	A	Cal Poly	67 78								
166	A	CSUN	61 75	143	H	Yale	60 64								

Non-Div I Games:

UC Santa Barbara

■ Loss,
 ■ Non-Conf,
 ■ S Site,
 ■ Home
 ■ A Away
 N Neutral

Average RPI Win:	208	WON-LOST	WINNING	LAST 10	STRENGTH OF	OPP. STRENGTH	TEAM	ADJ.	CONF.	ADJ CONF.
Average RPI Loss:	99	RECORD	PCT. RANK	GAMES	SCHEDULE	OF SCHEDULE	RPI	RPI	RPI	RPI
DIV. I ONLY	15- 9	104	5- 5	201	92	130	130	5	5	
DIV. I NON-CONF.	10- 3	54	0- 1	227	248	108	108	5	5	
TOTALS	RPI 1-25	RPI 26-50	W-L RECORDS	RPI 51-100	RPI 101-150	RPI 150+				
15- 9	0- 1	0- 0	OVERALL	0- 3	4- 5	11- 0				
8- 5	0- 1	0- 0	HOME	0- 1	2- 3	6- 0				
7- 4	0- 0	0- 0	AWAY	0- 2	2- 2	5- 0				
0- 0	0- 0	0- 0	NEUTRAL	0- 0	0- 0	0- 0				
10- 3	0- 0	0- 0	NON-CONFERENCE	0- 2	1- 1	9- 0				
6- 2	0- 0	0- 0	HOME	0- 1	1- 1	5- 0				
4- 1	0- 0	0- 0	AWAY	0- 1	0- 0	4- 0				
0- 0	0- 0	0- 0	NEUTRAL	0- 0	0- 0	0- 0				
5- 6	0- 1	0- 0	CONFERENCE	0- 1	3- 4	2- 0				
2- 3	0- 1	0- 0	HOME	0- 0	1- 2	1- 0				
3- 3	0- 0	0- 0	AWAY	0- 1	2- 2	1- 0				
0- 0	0- 0	0- 0	NEUTRAL	0- 0	0- 0	0- 0				

RPI	S	Opponent	Score	RPI	S	Opponent	Score	RPI	S	Opponent	Score	RPI	S	Opponent	Score	Team's RPI: 130
1	H	UConn	48 84					59	H	Virginia Tech	64 67	102	H	UC Davis	71 77	
								72	A	Buffalo	65 66	118	H	Rider	49 30	
								87	A	SMU	58 63	141	A	Tulsa	62 58	
												141	H	Tulsa	62 73	
												142	A	Cincinnati	57 63	
												142	H	Cincinnati	64 44	
												144	A	East Carolina	54 42	
												145	A	Memphis	59 65	
												145	H	Memphis	62 65	
												154	H	Omaha	81 41	
												183	A	Houston	62 48	
												183	H	Houston	85 59	
												233	H	Bethune-Cookman	70 43	
												235	H	South Ala.	70 58	
												236	A	Butler	66 59	
												238	A	Ga. Southern	74 54	
												244	H	Austin Peay	61 43	
												280	A	FIU	69 52	
												287	A	Davidson	57 38	
												307	H	Gardner-Webb	66 52	
LAST 12 Division I GAMES:																
141	A	Tulsa	62 58	144	A	East Carolina	54 42									
183	H	Houston	85 59	183	A	Houston	62 48									
87	A	SMU	58 63	145	H	Memphis	62 65									
145	A	Memphis	59 65	142	A	Cincinnati	57 63									
142	H	Cincinnati	64 44	1	H	UConn	48 84									
141	H	Tulsa	62 73	102	H	UC Davis	71 77									

Non-Div I Games:

UCF

■ Loss,
 ■ Non-Conf,
 S Site,
 ■ Home
 ■ Away
 N Neutral

Average RPI Win:	117	WON-LOST	WINNING	LAST 10	STRENGTH OF	OPP. STRENGTH	TEAM	ADJ.	CONF.	ADJ CONF.
Average RPI Loss:	31	RECORD	PCT. RANK	GAMES	SCHEDULE	OF SCHEDULE	RPI	RPI	RPI	RPI
DIV. I ONLY	18- 7	59	7- 3	9	16	12	12	1	1	
DIV. I NON-CONF.	9- 2	37	0- 0	49	109	12	12	1	1	
TOTALS	RPI 1-25	RPI 26-50	W-L RECORDS	RPI 51-100	RPI 101-150	RPI 150+				
18- 7	2- 4	4- 1	OVERALL	5- 2	1- 0	6- 0				
12- 0	1- 0	3- 0	HOME	3- 0	1- 0	4- 0				
4- 7	1- 4	0- 1	AWAY	1- 2	0- 0	2- 0				
2- 0	0- 0	1- 0	NEUTRAL	1- 0	0- 0	0- 0				
9- 2	0- 2	2- 0	NON-CONFERENCE	1- 0	0- 0	6- 0				
5- 0	0- 0	1- 0	HOME	0- 0	0- 0	4- 0				
2- 2	0- 2	0- 0	AWAY	0- 0	0- 0	2- 0				
2- 0	0- 0	1- 0	NEUTRAL	1- 0	0- 0	0- 0				
9- 5	2- 2	2- 1	CONFERENCE	4- 2	1- 0	0- 0				
7- 0	1- 0	2- 0	HOME	3- 0	1- 0	0- 0				
2- 5	1- 2	0- 1	AWAY	1- 2	0- 0	0- 0				
0- 0	0- 0	0- 0	NEUTRAL	0- 0	0- 0	0- 0				

RPI	S	Opponent	Score	RPI	S	Opponent	Score	RPI	S	Opponent	Score	RPI	S	Opponent	Score
3	A	South Carolina	57 66	26	H	Arizona St.	69 60	52	H	Utah	67 56	115	H	Arizona	69 49
6	A	Washington	70 82	31	H	Michigan	84 64	54	A	Southern California	74 59	216	H	Pacific	82 55
7	A	Baylor	70 84	36	A	Oregon	75 84	54	H	Southern California	71 67	243	A	UC Santa Barbara	71 52
10	A	Oregon St.	61 68	36	H	Oregon	79 63	67	A	California	77 80	247	H	Southern U.	95 47
10	H	Oregon St.	66 56	47	N	Iowa	78 65	81	H	Colorado	87 74	259	H	Cal Poly	80 64
11	A	Stanford	85 76					84	N	Toledo	75 73	266	H	Hawaii	72 49
								88	A	Washington St.	73 82	273	A	N.C. A&T	83 42
LAST 12 Division I GAMES:															
10	A	Oregon St.	61 68	54	H	Southern California	71 67								
36	A	Oregon	75 84	54	A	Southern California	74 59								
11	A	Stanford	85 76	36	H	Oregon	79 63								
67	A	California	77 80	10	H	Oregon St.	66 56								
115	H	Arizona	69 49	6	A	Washington	70 82								
26	H	Arizona St.	69 60	88	A	Washington St.	73 82								

Non-Div I Games:

UCLA

■ Loss,
■ Non-Conf,
■ S Site,
■ H Home
■ A Away
N Neutral

Average RPI Win:	73	WON-LOST	WINNING	LAST 10	STRENGTH OF	OPP. STRENGTH	TEAM	ADJ.	CONF.	ADJ CONF.
Average RPI Loss:	0	RECORD	PCT. RANK	GAMES	SCHEDULE	OF SCHEDULE	RPI	RPI	RPI	RPI
DIV. I ONLY	24- 0	1	10- 0	3	2	1	1	5	5	
DIV. I NON-CONF.	12- 0	1	0- 0	1	1	1	1	5	5	
TOTALS	RPI 1-25	RPI 26-50	W-L RECORDS	RPI 51-100	RPI 101-150	RPI 150+				
24- 0	10- 0	2- 0	OVERALL	4- 0	6- 0	2- 0				
11- 0	3- 0	2- 0	HOME	3- 0	2- 0	1- 0				
12- 0	6- 0	0- 0	AWAY	1- 0	4- 0	1- 0				
1- 0	1- 0	0- 0	NEUTRAL	0- 0	0- 0	0- 0				
12- 0	8- 0	1- 0	NON-CONFERENCE	2- 0	0- 0	1- 0				
5- 0	2- 0	1- 0	HOME	2- 0	0- 0	0- 0				
6- 0	5- 0	0- 0	AWAY	0- 0	0- 0	1- 0				
1- 0	1- 0	0- 0	NEUTRAL	0- 0	0- 0	0- 0				
12- 0	2- 0	1- 0	CONFERENCE	2- 0	6- 0	1- 0				
6- 0	1- 0	1- 0	HOME	1- 0	2- 0	1- 0				
6- 0	1- 0	0- 0	AWAY	1- 0	4- 0	0- 0				
0- 0	0- 0	0- 0	NEUTRAL	0- 0	0- 0	0- 0				

RPI	S	Opponent	Score	RPI	S	Opponent	Score	RPI	S	Opponent	Score	RPI	S	Opponent	Score
2	A	Notre Dame	72 61	27	H	Ohio St.	82 63	57	H	Dayton	98 65	130	A	UCF	84 48
5	A	Florida St.	78 76	41	H	Tulane	100 56	77	H	Chattanooga	80 43	141	A	Tulsa	98 58
7	H	Baylor	72 61					87	A	SMU	88 48	141	H	Tulsa	96 50
8	N	Texas	72 54					87	H	SMU	83 41	142	A	Cincinnati	96 49
17	A	Maryland	87 81									144	A	East Carolina	91 44
19	H	DePaul	91 46									144	H	East Carolina	90 45
21	A	Kansas St.	75 58									183	H	Houston	91 42
23	H	South Fla.	102 37									200	A	Nebraska	84 41
24	A	LSU	76 53												
25	A	Temple	97 69												
LAST 12 Division I GAMES:															
87	H	SMU	83 41	41	H	Tulane	100 56								
142	A	Cincinnati	96 49	141	A	Tulsa	98 58								
141	H	Tulsa	96 50	87	A	SMU	88 48								
25	A	Temple	97 69	23	H	South Fla.	102 37								
183	H	Houston	91 42	144	H	East Carolina	90 45								
144	A	East Carolina	91 44	130	A	UCF	84 48								

Non-Div I Games:

UConn

Average RPI Win:	238	WON-LOST	WINNING	LAST 10	STRENGTH OF	OPP. STRENGTH	TEAM	ADJ.	CONF.	ADJ CONF.
Average RPI Loss:	171	RECORD	PCT. RANK	GAMES	SCHEDULE	OF SCHEDULE	RPI	RPI	RPI	RPI
DIV. I ONLY	12- 12	173	8- 2	245	237	210	210	22	22	
DIV. I NON-CONF.	4- 8	230	0- 0	287	277	295	295	22	22	
TOTALS	RPI 1-25	RPI 26-50	W-L RECORDS	RPI 51-100	RPI 101-150	RPI 150+				
12- 12	0- 1	0- 0	OVERALL	0- 2	2- 2	10- 7				
6- 6	0- 0	0- 0	HOME	0- 0	1- 1	5- 5				
5- 6	0- 1	0- 0	AWAY	0- 2	1- 1	4- 2				
1- 0	0- 0	0- 0	NEUTRAL	0- 0	0- 0	1- 0				
4- 8	0- 1	0- 0	NON-CONFERENCE	0- 1	0- 1	4- 5				
1- 5	0- 0	0- 0	HOME	0- 0	0- 1	1- 4				
2- 3	0- 1	0- 0	AWAY	0- 1	0- 0	2- 1				
1- 0	0- 0	0- 0	NEUTRAL	0- 0	0- 0	1- 0				
8- 4	0- 0	0- 0	CONFERENCE	0- 1	2- 1	6- 2				
5- 1	0- 0	0- 0	HOME	0- 0	1- 0	4- 1				
3- 3	0- 0	0- 0	AWAY	0- 1	1- 1	2- 1				
0- 0	0- 0	0- 0	NEUTRAL	0- 0	0- 0	0- 0				

RPI 1-25				RPI 26-50				RPI 51-100				RPI 101+ Team's RPI: 210			
RPI	S	Opponent	Score	RPI	S	Opponent	Score	RPI	S	Opponent	Score	RPI	S	Opponent	Score
17	A	Maryland	42 92					70	A	Virginia	30 56	129	A	Maine	40 72
								94	A	New Hampshire	50 60	129	H	Maine	66 62
												136	H	Princeton	58 69
												140	A	Albany (NY)	64 56
												175	A	Columbia	67 56
												182	A	Hartford	64 47
												182	H	Hartford	73 80
												188	A	American	53 70
												191	H	Towson	48 59
												198	A	Binghamton	62 69
												198	H	Binghamton	53 45
												240	H	UMES	57 70
												248	N	Liberty	62 51
												260	H	Loyola Maryland	65 70
												263	H	Stony Brook	67 61
												275	A	Vermont	64 52
												275	H	Vermont	69 66
												300	H	Coppin St.	73 63
												335	A	LIU Brooklyn	57 45
												338	H	UMass Lowell	79 72
												348	H	Morgan St.	61 69
LAST 12 Division I GAMES:															
275	A	Vermont	64 52	338	H	UMass Lowell	79 72	140	A	Albany (NY)	64 56				
182	A	Hartford	64 47					275	H	Vermont	69 66				
129	H	Maine	66 62					182	H	Hartford	73 80				
198	H	Binghamton	53 45					129	A	Maine	40 72				
94	A	New Hampshire	50 60					198	A	Binghamton	62 69				
263	H	Stony Brook	67 61												

Non-Div I Games: Gettysburg 71 51

UMBC

■ Loss,
 ■ Non-Conf,
 ■ S Site,
 ■ H Home
 ■ A Away
 N Neutral

Average RPI Win:	247	WON-LOST	WINNING	LAST 10	STRENGTH OF	OPP. STRENGTH	TEAM	ADJ.	CONF.	ADJ CONF.
Average RPI Loss:	222	RECORD	PCT. RANK	GAMES	SCHEDULE	OF SCHEDULE	RPI	RPI	RPI	RPI
DIV. I ONLY	8- 12	226	3- 7	297	326	240	240	32	32	
DIV. I NON-CONF.	5- 5	165	0- 2	170	255	111	111	31	31	
TOTALS	RPI 1-25	RPI 26-50	W-L RECORDS	RPI 51-100	RPI 101-150	RPI 150+				
8- 12	0- 1	0- 1	OVERALL	0- 1	0- 1	8- 8				
1- 4	0- 0	0- 0	HOME	0- 0	0- 0	1- 4				
6- 8	0- 1	0- 1	AWAY	0- 1	0- 1	6- 4				
1- 0	0- 0	0- 0	NEUTRAL	0- 0	0- 0	1- 0				
5- 5	0- 1	0- 1	NON-CONFERENCE	0- 1	0- 1	5- 1				
1- 0	0- 0	0- 0	HOME	0- 0	0- 0	1- 0				
3- 5	0- 1	0- 1	AWAY	0- 1	0- 1	3- 1				
1- 0	0- 0	0- 0	NEUTRAL	0- 0	0- 0	1- 0				
3- 7	0- 0	0- 0	CONFERENCE	0- 0	0- 0	3- 7				
0- 4	0- 0	0- 0	HOME	0- 0	0- 0	0- 4				
3- 3	0- 0	0- 0	AWAY	0- 0	0- 0	3- 3				
0- 0	0- 0	0- 0	NEUTRAL	0- 0	0- 0	0- 0				

RPI 1-25				RPI 26-50				RPI 51-100				RPI 101+ Team's RPI: 240			
RPI	S	Opponent	Score	RPI	S	Opponent	Score	RPI	S	Opponent	Score	RPI	S	Opponent	Score
17	A	Maryland	61 106	30	A	North Carolina St.	58 77	70	A	Virginia	50 60	144	A	East Carolina	58 66
												170	A	Hampton	68 65
												210	A	UMBC	70 57
												224	H	UNCG	60 53
												228	H	Howard	71 72
												230	N	Saint Francis (PA)	90 82
												233	A	Bethune-Cookman	59 56
												256	A	Norfolk St.	43 74
												262	H	Savannah St.	58 59
												273	A	N.C. A&T	60 57
												300	H	Coppin St.	49 55
												306	A	Mt. St. Mary's	63 52
												323	A	USC Upstate	63 76
												330	A	Fla. Atlantic	76 59
												341	A	Florida A&M	49 59
												343	A	N.C. Central	59 68
												344	H	South Carolina St.	60 67
LAST 12 Division I GAMES:															
256	A	Norfolk St.	43 74	233	A	Bethune-Cookman	59 56								
300	H	Coppin St.	49 55	228	H	Howard	71 72								
170	A	Hampton	68 65	273	A	N.C. A&T	60 57								
262	H	Savannah St.	58 59	343	A	N.C. Central	59 68								
344	H	South Carolina St.	60 67	323	A	USC Upstate	63 76								
341	A	Florida A&M	49 59	70	A	Virginia	50 60								

Non-Div I Games: Cheyney 75 38

UMES

■ Loss,
 ■ Non-Conf,
 ■ S Site,
 ■ Home
 ■ A Away
 N Neutral

Average RPI Win:	251	WON-LOST	WINNING	LAST 10	STRENGTH OF	OPP. STRENGTH	TEAM	ADJ.	CONF.	ADJ CONF.
Average RPI Loss:	199	RECORD	PCT. RANK	GAMES	SCHEDULE	OF SCHEDULE	RPI	RPI	RPI	RPI
DIV. I ONLY	4- 17	318	1- 9	200	334	318	318	29	29	
DIV. I NON-CONF.	3- 8	262	0- 2	185	269	269	269	29	29	
TOTALS	RPI 1-25	RPI 26-50	W-L RECORDS	RPI 51-100	RPI 101-150	RPI 150+				
4- 17	0- 0	0- 0	OVERALL	0- 2	1- 1	3- 14				
2- 9	0- 0	0- 0	HOME	0- 2	0- 1	2- 6				
2- 8	0- 0	0- 0	AWAY	0- 0	1- 0	1- 8				
0- 0	0- 0	0- 0	NEUTRAL	0- 0	0- 0	0- 0				
3- 8	0- 0	0- 0	NON-CONFERENCE	0- 2	1- 1	2- 5				
1- 6	0- 0	0- 0	HOME	0- 2	0- 1	1- 3				
2- 2	0- 0	0- 0	AWAY	0- 0	1- 0	1- 2				
0- 0	0- 0	0- 0	NEUTRAL	0- 0	0- 0	0- 0				
1- 9	0- 0	0- 0	CONFERENCE	0- 0	0- 0	1- 9				
1- 3	0- 0	0- 0	HOME	0- 0	0- 0	1- 3				
0- 6	0- 0	0- 0	AWAY	0- 0	0- 0	0- 6				
0- 0	0- 0	0- 0	NEUTRAL	0- 0	0- 0	0- 0				

RPI 1-25			RPI 26-50			RPI 51-100			RPI 101+			Team's RPI: 318
RPI	S	Opponent	Score	RPI	S	Opponent	Score	RPI	S	Opponent	Score	
						82	H Northern Ill.	75	86	122	A Abilene Christian	71 68
						95	H Western Ill.	65	78	141	H Tulsa	70 80
										154	H Omaha	57 80
										164	A La Salle	59 64
										167	H Southern Ill.	69 77
										172	H Western Mich.	54 66
										178	A New Mexico St.	72 78
										178	H New Mexico St.	43 60
										205	A Wichita St.	56 54
										222	A Grand Canyon	64 75
										225	A Seattle U	52 74
										225	H Seattle U	65 75
										260	A UTRGV	39 74
										260	H UTRGV	52 63
										263	A Stony Brook	55 57
										264	A CSU Bakersfield	33 52
										328	A Utah Valley	39 58
										328	H Utah Valley	66 63
										348	H Morgan St.	64 56
LAST 12 Division I GAMES:												
225	A	Seattle U	52 74	328	H	Utah Valley	66 63					
328	A	Utah Valley	39 58	225	H	Seattle U	65 75					
260	H	UTRGV	52 63	260	A	UTRGV	39 74					
264	A	CSU Bakersfield	33 52	178	A	New Mexico St.	72 78					
222	A	Grand Canyon	64 75	263	A	Stony Brook	55 57					
178	H	New Mexico St.	43 60	164	A	La Salle	59 64					

Non-Div I Games: Cent. Christian (KS111 43 Mo.-St. Louis 60 45

UMKC

Loss, Non-Conf, S Site, H Home A Away N Neutral

Average RPI Win:	294	WON-LOST	WINNING	LAST 10	STRENGTH OF	OPP. STRENGTH	TEAM	ADJ.	CONF.	ADJ CONF.
Average RPI Loss:	196	RECORD	PCT. RANK	GAMES	SCHEDULE	OF SCHEDULE	RPI	RPI	RPI	RPI
DIV. I ONLY	2- 23	345	0- 10	253	287	338	338	22	22	
DIV. I NON-CONF.	2- 10	305	0- 0	302	339	344	344	22	22	
TOTALS	RPI 1-25	RPI 26-50	W-L RECORDS	RPI 51-100	RPI 101-150	RPI 150+				
2- 23	0- 1	0- 1	OVERALL	0- 1	0- 4	2- 16				
2- 10	0- 0	0- 0	HOME	0- 1	0- 2	2- 7				
0- 13	0- 1	0- 1	AWAY	0- 0	0- 2	0- 9				
0- 0	0- 0	0- 0	NEUTRAL	0- 0	0- 0	0- 0				
2- 10	0- 1	0- 1	NON-CONFERENCE	0- 0	0- 0	2- 8				
2- 3	0- 0	0- 0	HOME	0- 0	0- 0	2- 3				
0- 7	0- 1	0- 1	AWAY	0- 0	0- 0	0- 5				
0- 0	0- 0	0- 0	NEUTRAL	0- 0	0- 0	0- 0				
0- 13	0- 0	0- 0	CONFERENCE	0- 1	0- 4	0- 8				
0- 7	0- 0	0- 0	HOME	0- 1	0- 2	0- 4				
0- 6	0- 0	0- 0	AWAY	0- 0	0- 2	0- 4				
0- 0	0- 0	0- 0	NEUTRAL	0- 0	0- 0	0- 0				

RPI 1-25				RPI 26-50				RPI 51-100				RPI 101+ Team's RPI: 338			
RPI	S	Opponent	Score	RPI	S	Opponent	Score	RPI	S	Opponent	Score	RPI	S	Opponent	Score
17	A	Maryland	44 100	44	A	Indiana	45 79	94	H	New Hampshire	57 76	129	A	Maine	50 76
												129	H	Maine	44 65
												140	A	Albany (NY)	69 93
												140	H	Albany (NY)	60 79
												169	H	Fairfield	41 65
												175	A	Columbia	57 76
												182	A	Hartford	59 80
												182	H	Hartford	64 84
												191	A	Towson	56 90
												198	A	Binghamton	54 69
												198	H	Binghamton	48 58
												210	A	UMBC	72 79
												246	H	Colgate	82 77
												249	A	Boston U.	56 66
												263	A	Stony Brook	53 83
												263	H	Stony Brook	44 86
												275	H	Vermont	46 61
												301	A	Bryant	62 73
												309	H	Rhode Island	57 64
												319	A	Holy Cross	47 62
												336	H	Longwood	59 72
												342	H	Fairleigh Dickinson	61 55
LAST 12 Division I GAMES:															
182	H	Hartford	64 84	210	A	UMBC	72 79								
129	A	Maine	50 76	275	H	Vermont	46 61								
263	H	Stony Brook	44 86	263	A	Stony Brook	53 83								
198	A	Binghamton	54 69	182	A	Hartford	59 80								
140	H	Albany (NY)	60 79	129	H	Maine	44 65								
94	H	New Hampshire	57 76	198	H	Binghamton	48 58								

Non-Div I Games: Keene St. 74 48

UMass Lowell

■ Loss,
 ■ Non-Conf,
 ■ S Site,
 ■ H Home
 ■ A Away
 N Neutral

UNC Asheville

Through Games Of Feb. 12, 2017

Average RPI Win:	272	WON-LOST	WINNING	LAST 10	STRENGTH OF	OPP. STRENGTH	TEAM	ADJ.	CONF.	ADJ CONF.
Average RPI Loss:	189	RECORD	PCT. RANK	GAMES	SCHEDULE	OF SCHEDULE	RPI	RPI	RPI	RPI
DIV. I ONLY	10- 12	205	4- 6	288	313	234	234	28	28	
DIV. I NON-CONF.	5- 5	165	0- 0	214	273	168	168	28	28	
TOTALS	RPI 1-25	RPI 26-50	W-L RECORDS	RPI 51-100	RPI 101-150	RPI 150+				
10- 12	0- 0	0- 1	OVERALL	0- 1	0- 2	10- 8				
5- 4	0- 0	0- 0	HOME	0- 0	0- 1	5- 3				
5- 7	0- 0	0- 0	AWAY	0- 1	0- 1	5- 1				
0- 1	0- 0	0- 1	NEUTRAL	0- 0	0- 0	0- 0				
5- 5	0- 0	0- 1	NON-CONFERENCE	0- 1	0- 1	5- 2				
3- 0	0- 0	0- 0	HOME	0- 0	0- 0	3- 0				
2- 4	0- 0	0- 0	AWAY	0- 1	0- 1	2- 2				
0- 1	0- 0	0- 1	NEUTRAL	0- 0	0- 0	0- 0				
5- 7	0- 0	0- 0	CONFERENCE	0- 0	0- 1	5- 6				
2- 4	0- 0	0- 0	HOME	0- 0	0- 1	2- 3				
3- 3	0- 0	0- 0	AWAY	0- 0	0- 0	3- 3				
0- 0	0- 0	0- 0	NEUTRAL	0- 0	0- 0	0- 0				

RPI S	Opponent	Score	RPI S	Opponent	Score	RPI S	Opponent	Score	RPI S	Opponent	Score	Team's RPI: 234
28 N	Harvard	62 79	59 A	Virginia Tech	52 71	116 A	Fordham	42 55				
						137 H	Radford	62 64				
						195 A	Appalachian St.	51 81				
						208 A	Campbell	60 61				
						208 H	Campbell	55 61				
						223 A	Presbyterian	67 60				
						223 H	Presbyterian	47 52				
						224 A	UNCG	77 63				
						241 A	Furman	51 63				
						242 H	Wofford	84 65				
						248 H	Liberty	64 54				
						250 H	Charleston So.	56 47				
						257 H	Tennessee Tech	77 65				
						271 A	High Point	70 81				
						271 H	High Point	60 76				
						288 H	Western Caro.	62 53				
						307 A	Gardner-Webb	52 55				
						323 A	USC Upstate	70 59				
						329 A	Winthrop	68 53				
						336 A	Longwood	80 53				
LAST 12 Division I GAMES:												
208 A	Campbell	60 61	248 H	Liberty	64 54							
223 H	Presbyterian	47 52	307 A	Gardner-Webb	52 55							
271 A	High Point	70 81	271 H	High Point	60 76							
250 H	Charleston So.	56 47	329 A	Winthrop	68 53							
137 H	Radford	62 64	336 A	Longwood	80 53							
223 A	Presbyterian	67 60	208 H	Campbell	55 61							

Non-Div I Games: Warren Wilson 113 51

UNC Asheville

■ Loss,
 ■ Non-Conf,
 ■ S Site,
 ■ H Home
 ■ A Away
 N Neutral

Average RPI Win: 268	WON-LOST	WINNING	LAST 10	STRENGTH OF	OPP. STRENGTH	TEAM	ADJ.	CONF.	ADJ CONF.
Average RPI Loss: 180	RECORD	PCT. RANK	GAMES	SCHEDULE	OF SCHEDULE	RPI	RPI	RPI	RPI
DIV. I ONLY	10- 12	205	5- 5	231	321	224	224	17	17
DIV. I NON-CONF.	5- 6	186	1- 0	290	348	254	254	20	20
TOTALS	RPI 1-25	RPI 26-50	W-L RECORDS	RPI 51-100	RPI 101-150	RPI 150+			
10- 12	0- 0	0- 0	OVERALL	0- 1	0- 4	10- 7			
6- 4	0- 0	0- 0	HOME	0- 0	0- 2	6- 2			
4- 8	0- 0	0- 0	AWAY	0- 1	0- 2	4- 5			
0- 0	0- 0	0- 0	NEUTRAL	0- 0	0- 0	0- 0			
5- 6	0- 0	0- 0	NON-CONFERENCE	0- 0	0- 2	5- 4			
2- 3	0- 0	0- 0	HOME	0- 0	0- 1	2- 2			
3- 3	0- 0	0- 0	AWAY	0- 0	0- 1	3- 2			
0- 0	0- 0	0- 0	NEUTRAL	0- 0	0- 0	0- 0			
5- 6	0- 0	0- 0	CONFERENCE	0- 1	0- 2	5- 3			
4- 1	0- 0	0- 0	HOME	0- 0	0- 1	4- 0			
1- 5	0- 0	0- 0	AWAY	0- 1	0- 1	1- 3			
0- 0	0- 0	0- 0	NEUTRAL	0- 0	0- 0	0- 0			

RPI 1-25	RPI 26-50	RPI 51-100	RPI 101+	Team's RPI: 224
RPI S Opponent Score	RPI S Opponent Score	RPI S Opponent Score	RPI S Opponent Score	Score
		77 Chattanooga	101 Mercer	47 58
			101 Mercer	64 77
			134 VCU	54 65
			137 Radford	54 70
			190 ETSU	52 60
			223 Presbyterian	62 69
			234 UNC Asheville	63 77
			237 Murray St.	70 81
			239 Samford	55 47
			239 Samford	64 40
			240 UMES	53 60
			241 Furman	55 65
			241 Furman	65 52
			242 Wofford	48 54
			242 Wofford	67 61
			256 Norfolk St.	59 52
			257 Tennessee Tech	65 59
			271 High Point	69 67
			288 Western Caro.	62 45
			304 Eastern Ky.	81 66
			343 N.C. Central	64 51
LAST 12 Division I GAMES:				
101 Mercer	47 58	190 ETSU	52 60	
239 Samford	55 47	239 Samford	64 40	
241 Furman	65 52	101 Mercer	64 77	
242 Wofford	67 61	242 Wofford	48 54	
288 Western Caro.	62 45	241 Furman	55 65	
77 Chattanooga	55 58	271 High Point	69 67	

Non-Div I Games: Barton 70 48 UNC Pembroke 72 69 Greensboro 83 26 Brevard 77 34
UNCG

Average RPI Win:	227	WON-LOST	WINNING	LAST 10	STRENGTH OF	OPP. STRENGTH	TEAM	ADJ.	CONF.	ADJ CONF.
Average RPI Loss:	114	RECORD	PCT. RANK	GAMES	SCHEDULE	OF SCHEDULE	RPI	RPI	RPI	RPI
DIV. I ONLY	8- 15	256	4- 6	137	109	206	206	8	8	
DIV. I NON-CONF.	4- 6	209	0- 0	221	164	219	219	8	8	
TOTALS	RPI 1-25	RPI 26-50	W-L RECORDS	RPI 51-100	RPI 101-150	RPI 150+				
8- 15	0- 1	0- 3	OVERALL	0- 2	0- 4	8- 5				
4- 7	0- 0	0- 1	HOME	0- 1	0- 2	4- 3				
4- 8	0- 1	0- 2	AWAY	0- 1	0- 2	4- 2				
0- 0	0- 0	0- 0	NEUTRAL	0- 0	0- 0	0- 0				
4- 6	0- 1	0- 1	NON-CONFERENCE	0- 0	0- 1	4- 3				
2- 3	0- 0	0- 0	HOME	0- 0	0- 0	2- 3				
2- 3	0- 1	0- 1	AWAY	0- 0	0- 1	2- 0				
0- 0	0- 0	0- 0	NEUTRAL	0- 0	0- 0	0- 0				
4- 9	0- 0	0- 2	CONFERENCE	0- 2	0- 3	4- 2				
2- 4	0- 0	0- 1	HOME	0- 1	0- 2	2- 0				
2- 5	0- 0	0- 1	AWAY	0- 1	0- 1	2- 2				
0- 0	0- 0	0- 0	NEUTRAL	0- 0	0- 0	0- 0				

RPI 1-25				RPI 26-50				RPI 51-100				RPI 101+ Team's RPI: 206			
RPI	S	Opponent	Score	RPI	S	Opponent	Score	RPI	S	Opponent	Score	RPI	S	Opponent	Score
14	A	Tennessee	54 90	30	A	North Carolina St.	54 86	68	A	Drexel	51 76	117	A	Delaware	40 57
				32	H	Elon	56 66	68	H	Drexel	38 71	117	H	Delaware	52 63
				39	A	James Madison	51 73					128	H	William & Mary	43 57
												144	A	East Carolina	65 75
												164	H	La Salle	48 64
												168	H	Providence	49 65
												180	A	Northeastern	47 55
												189	A	Hofstra	56 54
												191	A	Towson	48 42
												191	H	Towson	59 56
												204	A	Col. of Charleston	37 76
												204	H	Col. of Charleston	67 61
												241	H	Furman	56 52
												242	H	Wofford	67 71
												256	H	Norfolk St.	64 56
												258	A	Georgia St.	72 66
												287	A	Davidson	67 58
LAST 12 Division I GAMES:															
68	A	Drexel	51 76	180	A	Northeastern	47 55								
191	A	Towson	48 42	189	A	Hofstra	56 54								
32	H	Elon	56 66	128	H	William & Mary	43 57								
117	A	Delaware	40 57	68	H	Drexel	38 71								
204	H	Col. of Charleston	67 61	204	A	Col. of Charleston	37 76								
191	H	Towson	59 56	117	H	Delaware	52 63								

Non-Div I Games: Catawba 91 65

UNCW

■ Loss,
 ■ Non-Conf, S Site,
 ■ Home
 ■ Away
 N Neutral

Average RPI Win:	195	WON-LOST	WINNING	LAST 10	STRENGTH OF	OPP. STRENGTH	TEAM	ADJ.	CONF.	ADJ CONF.
Average RPI Loss:	74	RECORD	PCT. RANK	GAMES	SCHEDULE	OF SCHEDULE	RPI	RPI	RPI	RPI
DIV. I ONLY	17- 6	50	8- 2	158	100	65	65	16	16	
DIV. I NON-CONF.	6- 4	126	0- 0	27	6	44	44	14	14	
TOTALS	RPI 1-25	RPI 26-50	W-L RECORDS	RPI 51-100	RPI 101-150	RPI 150+				
17- 6	2- 0	0- 3	OVERALL	1- 2	3- 0	11- 1				
9- 2	2- 0	0- 2	HOME	0- 0	1- 0	6- 0				
6- 4	0- 0	0- 1	AWAY	1- 2	1- 0	4- 1				
2- 0	0- 0	0- 0	NEUTRAL	0- 0	1- 0	1- 0				
6- 4	2- 0	0- 2	NON-CONFERENCE	1- 2	2- 0	1- 0				
3- 1	2- 0	0- 1	HOME	0- 0	1- 0	0- 0				
1- 3	0- 0	0- 1	AWAY	1- 2	0- 0	0- 0				
2- 0	0- 0	0- 0	NEUTRAL	0- 0	1- 0	1- 0				
11- 2	0- 0	0- 1	CONFERENCE	0- 0	1- 0	10- 1				
6- 1	0- 0	0- 1	HOME	0- 0	0- 0	6- 0				
5- 1	0- 0	0- 0	AWAY	0- 0	1- 0	4- 1				
0- 0	0- 0	0- 0	NEUTRAL	0- 0	0- 0	0- 0				

RPI 1-25			RPI 26-50			RPI 51-100			Team's RPI: 65	RPI 101+		
RPI	S	Opponent	Score	RPI	S	Opponent	Score	RPI	S	Opponent	Score	
21	H	Kansas St.	67 59	37	H	South Dakota St.	50 61	61	A	IUPUI	69 62	124 N Idaho 76 74
22	H	Creighton	50 49	38	H	Drake	79 88	76	A	Iowa St.	68 76	135 H North Dakota 74 53
				47	A	Iowa	39 88	78	A	Oklahoma St.	57 81	150 A Missouri St. 61 54
												167 A Southern Ill. 59 64
												167 H Southern Ill. 79 49
												201 H Indiana St. 59 47
												205 A Wichita St. 63 61
												215 A Bradley 72 53
												215 H Bradley 70 50
												276 A Evansville 62 36
												276 H Evansville 54 40
												295 N Denver 79 68
												314 A Illinois St. 78 40
												314 H Illinois St. 82 51
												320 H Loyola Chicago 68 30
LAST 12 Division I GAMES:												
314	H	Illinois St.	82 51	201	H	Indiana St.	59 47					
215	H	Bradley	70 50	215	A	Bradley	72 53					
167	A	Southern Ill.	59 64	314	A	Illinois St.	78 40					
276	A	Evansville	62 36	276	H	Evansville	54 40					
38	H	Drake	79 88	167	H	Southern Ill.	79 49					
320	H	Loyola Chicago	68 30	205	A	Wichita St.	63 61					

Non-Div I Games: Wis.-Parkside 72 57

UNI

■ Loss,
 ■ Non-Conf, S Site,
 ■ Home
 ■ Away
 N Neutral

Average RPI Win: 188	WON-LOST	WINNING	LAST 10	STRENGTH OF	OPP. STRENGTH	TEAM	ADJ.	CONF.	ADJ CONF.
Average RPI Loss: 101	RECORD	PCT. RANK	GAMES	SCHEDULE	OF SCHEDULE	RPI	RPI	RPI	RPI
DIV. I ONLY	16- 8	84	7- 3	108	122	83	83	13	13
DIV. I NON-CONF.	8- 3	67	0- 0	110	105	67	67	15	15
TOTALS	RPI 1-25	RPI 26-50	W-L RECORDS	RPI 51-100	RPI 101-150	RPI 150+			
16- 8	0- 2	0- 0	OVERALL	3- 4	2- 0	11- 2			
8- 2	0- 0	0- 0	HOME	2- 1	1- 0	5- 1			
6- 3	0- 0	0- 0	AWAY	1- 2	0- 0	5- 1			
2- 3	0- 2	0- 0	NEUTRAL	0- 1	1- 0	1- 0			
8- 3	0- 2	0- 0	NON-CONFERENCE	1- 1	2- 0	5- 0			
4- 0	0- 0	0- 0	HOME	1- 0	1- 0	2- 0			
2- 0	0- 0	0- 0	AWAY	0- 0	0- 0	2- 0			
2- 3	0- 2	0- 0	NEUTRAL	0- 1	1- 0	1- 0			
8- 5	0- 0	0- 0	CONFERENCE	2- 3	0- 0	6- 2			
4- 2	0- 0	0- 0	HOME	1- 1	0- 0	3- 1			
4- 3	0- 0	0- 0	AWAY	1- 2	0- 0	3- 1			
0- 0	0- 0	0- 0	NEUTRAL	0- 0	0- 0	0- 0			

RPI 1-25			RPI 26-50			RPI 51-100 Team's RPI: 83			RPI 101+		
RPI	S	Opponent	Score	RPI	S	Opponent	Score	RPI	S	Opponent	Score
10	N	Oregon St.	59 62					110	H	Ole Miss	64 57
23	N	South Fla.	42 77					124	N	Idaho	73 61
								152	A	New Mexico	61 52
								152	H	New Mexico	56 42
								177	H	Utah St.	55 53
								178	N	New Mexico St.	52 47
								183	H	Houston	64 53
								199	A	San Jose St.	63 55
								199	H	San Jose St.	65 76
								270	H	Tennessee St.	69 48
								272	A	San Diego St.	68 87
								283	H	Nevada	60 41
								293	A	Pepperdine	68 61
								311	A	Air Force	60 56
								327	A	UC Irvine	62 46
LAST 12 Division I GAMES:											
199	A	San Jose St.	63 55	311	A	Air Force	60 56				
283	H	Nevada	60 41	272	A	San Diego St.	68 87				
55	A	Colorado St.	41 44	152	H	New Mexico	56 42				
152	A	New Mexico	61 52	177	H	Utah St.	55 53				
199	H	San Jose St.	65 76	89	A	Boise St.	58 55				
99	H	Wyoming	51 46	99	A	Wyoming	57 79				

Non-Div I Games: Concordia (CA) 102 46

UNLV

■ Loss,
■ Non-Conf,
■ S Site,
■ H Home
■ A Away
N Neutral

Average RPI Win:	295	WON-LOST	WINNING	LAST 10	STRENGTH OF	OPP. STRENGTH	TEAM	ADJ.	CONF.	ADJ CONF.
Average RPI Loss:	198	RECORD	PCT. RANK	GAMES	SCHEDULE	OF SCHEDULE	RPI	RPI	RPI	RPI
DIV. I ONLY	6- 16	293	2- 8	323	277	323	323	24	24	
DIV. I NON-CONF.	4- 8	230	2- 0	283	329	287	287	23	23	
TOTALS	RPI 1-25	RPI 26-50	W-L RECORDS	RPI 51-100	RPI 101-150	RPI 150+				
6- 16	0- 0	0- 0	OVERALL	0- 4	0- 2	6- 10				
3- 7	0- 0	0- 0	HOME	0- 1	0- 1	3- 5				
3- 9	0- 0	0- 0	AWAY	0- 3	0- 1	3- 5				
0- 0	0- 0	0- 0	NEUTRAL	0- 0	0- 0	0- 0				
4- 8	0- 0	0- 0	NON-CONFERENCE	0- 2	0- 1	4- 5				
1- 4	0- 0	0- 0	HOME	0- 0	0- 1	1- 3				
3- 4	0- 0	0- 0	AWAY	0- 2	0- 0	3- 2				
0- 0	0- 0	0- 0	NEUTRAL	0- 0	0- 0	0- 0				
2- 8	0- 0	0- 0	CONFERENCE	0- 2	0- 1	2- 5				
2- 3	0- 0	0- 0	HOME	0- 1	0- 0	2- 2				
0- 5	0- 0	0- 0	AWAY	0- 1	0- 1	0- 3				
0- 0	0- 0	0- 0	NEUTRAL	0- 0	0- 0	0- 0				

RPI 1-25				RPI 26-50				RPI 51-100				RPI 101+				Team's RPI: 323	
RPI	S	Opponent	Score	RPI	S	Opponent	Score	RPI	S	Opponent	Score	RPI	S	Opponent	Score		
								56	A	West Virginia	33	91	119	A	Stetson	68	80
								86	H	Jacksonville	47	65	128	H	William & Mary	46	49
								91	A	FGCU	43	93	185	A	Illinois	57	77
								98	A	Purdue	41	71	208	H	Campbell	41	56
													223	A	Presbyterian	55	48
													234	H	UNC Asheville	59	70
													240	H	UMES	76	63
													241	A	Furman	37	57
													274	A	North Florida	74	77
													274	H	North Florida	67	78
													278	A	Kennesaw St.	67	74
													278	H	Kennesaw St.	71	79
													303	A	Lipscomb	77	84
													303	H	Lipscomb	89	75
													307	H	Gardner-Webb	53	57
													315	H	NJIT	75	58
													343	A	N.C. Central	68	58
													344	A	South Carolina St.	73	67
LAST 12 Division I GAMES:																	
274	A	North Florida	74	77	119	A	Stetson	68	80								
303	H	Lipscomb	89	75	274	H	North Florida	67	78								
278	A	Kennesaw St.	67	74	86	H	Jacksonville	47	65								
303	A	Lipscomb	77	84	315	H	NJIT	75	58								
278	H	Kennesaw St.	71	79	343	A	N.C. Central	68	58								
91	A	FGCU	43	93	240	H	UMES	76	63								

Non-Div I Games: Bob Jones 92 50 Converse 93 35 Warren Wilson 91 53

USC Upstate

Loss, Non-Conf, S Site, H Home A Away N Neutral

Average RPI Win:	220	WON-LOST	WINNING	LAST 10	STRENGTH OF	OPP. STRENGTH	TEAM	ADJ.	CONF.	ADJ CONF.
Average RPI Loss:	88	RECORD	PCT. RANK	GAMES	SCHEDULE	OF SCHEDULE	RPI	RPI	RPI	RPI
DIV. I ONLY	14- 6	68	7- 3	157	182	97	97	21	21	
DIV. I NON-CONF.	5- 3	121	0- 0	80	67	69	69	19	19	
TOTALS	RPI 1-25	RPI 26-50	W-L RECORDS	RPI 51-100	RPI 101-150	RPI 150+				
14- 6	0- 1	0- 1	OVERALL	1- 2	0- 1	13- 1				
7- 3	0- 0	0- 1	HOME	0- 1	0- 0	7- 1				
6- 3	0- 1	0- 0	AWAY	1- 1	0- 1	5- 0				
1- 0	0- 0	0- 0	NEUTRAL	0- 0	0- 0	1- 0				
5- 3	0- 1	0- 0	NON-CONFERENCE	1- 2	0- 0	4- 0				
2- 1	0- 0	0- 0	HOME	0- 1	0- 0	2- 0				
2- 2	0- 1	0- 0	AWAY	1- 1	0- 0	1- 0				
1- 0	0- 0	0- 0	NEUTRAL	0- 0	0- 0	1- 0				
9- 3	0- 0	0- 1	CONFERENCE	0- 0	0- 1	9- 1				
5- 2	0- 0	0- 1	HOME	0- 0	0- 0	5- 1				
4- 1	0- 0	0- 0	AWAY	0- 0	0- 1	4- 0				
0- 0	0- 0	0- 0	NEUTRAL	0- 0	0- 0	0- 0				

RPI 1-25			RPI 26-50			RPI 51-100			Team's RPI: 97	RPI 101+		
RPI	S	Opponent	Score	RPI	S	Opponent	Score	RPI	S	Opponent	Score	
21	A	Kansas St.	49 62	43	H	Little Rock	49 58	79	A	Western Ky.	71 68	109 A Troy 68 85
								85	A	Texas Tech	60 79	161 H UTSA 75 54
								96	H	SFA	60 65	163 H Louisiana 79 66
												174 A Texas St. 61 39
												174 H Texas St. 69 75
												195 A Appalachian St. 73 62
												195 H Appalachian St. 74 63
												196 A Seton Hall 86 61
												205 H Wichita St. 74 70
												235 A South Ala. 73 49
												272 N San Diego St. 64 58
												277 A Coastal Caro. 70 41
												277 H Coastal Caro. 60 58
												322 H Arkansas St. 69 58
												332 H La.-Monroe 93 59
LAST 12 Division I GAMES:												
322	H	Arkansas St.	69 58	163	H	Louisiana	79 66					
43	H	Little Rock	49 58	109	A	Troy	68 85					
174	H	Texas St.	69 75	235	A	South Ala.	73 49					
195	A	Appalachian St.	73 62	174	A	Texas St.	61 39					
277	A	Coastal Caro.	70 41	277	H	Coastal Caro.	60 58					
332	H	La.-Monroe	93 59	195	H	Appalachian St.	74 63					

Non-Div I Games: Tex. A&M-Commerce 80 50 Eastern N.M. 65 48

UT Arlington

Loss, Non-Conf, S Site, H Home A Away N Neutral

Average RPI Win:	260	WON-LOST	WINNING	LAST 10	STRENGTH OF	OPP. STRENGTH	TEAM	ADJ.	CONF.	ADJ CONF.
Average RPI Loss:	152	RECORD	PCT. RANK	GAMES	SCHEDULE	OF SCHEDULE	RPI	RPI	RPI	RPI
DIV. I ONLY	9- 17	261	5- 5	213	176	252	252	26	26	
DIV. I NON-CONF.	3- 10	280	0- 0	130	41	236	236	26	26	
TOTALS	RPI 1-25	RPI 26-50	W-L RECORDS	RPI 51-100	RPI 101-150	RPI 150+				
9- 17	0- 2	0- 2	OVERALL	0- 3	0- 2	9- 8				
6- 6	0- 1	0- 0	HOME	0- 1	0- 1	6- 3				
3- 11	0- 1	0- 2	AWAY	0- 2	0- 1	3- 5				
0- 0	0- 0	0- 0	NEUTRAL	0- 0	0- 0	0- 0				
3- 10	0- 2	0- 2	NON-CONFERENCE	0- 2	0- 2	3- 2				
2- 3	0- 1	0- 0	HOME	0- 1	0- 1	2- 0				
1- 7	0- 1	0- 2	AWAY	0- 1	0- 1	1- 2				
0- 0	0- 0	0- 0	NEUTRAL	0- 0	0- 0	0- 0				
6- 7	0- 0	0- 0	CONFERENCE	0- 1	0- 0	6- 6				
4- 3	0- 0	0- 0	HOME	0- 0	0- 0	4- 3				
2- 4	0- 0	0- 0	AWAY	0- 1	0- 0	2- 3				
0- 0	0- 0	0- 0	NEUTRAL	0- 0	0- 0	0- 0				

RPI 1-25				RPI 26-50				RPI 51-100				RPI 101+ Team's RPI: 252			
RPI	S	Opponent	Score	RPI	S	Opponent	Score	RPI	S	Opponent	Score	RPI	S	Opponent	Score
13	H	Louisville	57 100	29	A	Missouri	69 80	51	A	Northwestern	59 82	106	H	Vanderbilt	77 79
19	A	DePaul	68 100	40	A	Ohio	55 72	75	A	Belmont	66 71	150	A	Oral Roberts	53 82
								77	H	Chattanooga	60 80	167	H	Southern Ill.	76 68
												192	H	Morehead St.	68 89
												221	A	SIUE	82 72
												221	H	SIUE	68 70
												237	A	Murray St.	90 70
												239	A	Samford	62 69
												244	H	Austin Peay	83 80
												251	H	Jacksonville St.	94 83
												257	A	Tennessee Tech	71 81
												269	H	Southeast Mo. St.	79 82
												270	A	Tennessee St.	80 85
												273	A	N.C. A&T	59 74
												288	A	Western Caro.	84 72
												304	H	Eastern Ky.	66 56
												310	A	Eastern Ill.	70 80
												310	H	Eastern Ill.	74 72
												322	H	Arkansas St.	68 63
LAST 12 Division I GAMES:															
221	A	SIUE	82 72	221	H	SIUE	68 70								
310	H	Eastern Ill.	74 72	310	A	Eastern Ill.	70 80								
304	H	Eastern Ky.	66 56	269	H	Southeast Mo. St.	79 82								
257	A	Tennessee Tech	71 81	270	A	Tennessee St.	80 85								
237	A	Murray St.	90 70	75	A	Belmont	66 71								
244	H	Austin Peay	83 80	192	H	Morehead St.	68 89								

Non-Div I Games:

UT Martin

■ Loss,
 ■ Non-Conf,
 ■ S Site,
 ■ Home
 ■ A Away
 N Neutral

Average RPI Win:	270	WON-LOST	WINNING	LAST 10	STRENGTH OF	OPP. STRENGTH	TEAM	ADJ.	CONF.	ADJ CONF.
Average RPI Loss:	141	RECORD	PCT. RANK	GAMES	SCHEDULE	OF SCHEDULE	RPI	RPI	RPI	RPI
DIV. I ONLY	5- 18	307	2- 8	155	149	291	291	15	15	
DIV. I NON-CONF.	2- 9	293	0- 0	121	205	299	299	16	16	
TOTALS	RPI 1-25	RPI 26-50	W-L RECORDS	RPI 51-100	RPI 101-150	RPI 150+				
5- 18	0- 2	0- 1	OVERALL	0- 2	0- 3	5- 10				
4- 6	0- 0	0- 0	HOME	0- 1	0- 1	4- 4				
1- 7	0- 0	0- 0	AWAY	0- 1	0- 1	1- 5				
0- 5	0- 2	0- 1	NEUTRAL	0- 0	0- 1	0- 1				
2- 9	0- 2	0- 1	NON-CONFERENCE	0- 0	0- 1	2- 5				
2- 3	0- 0	0- 0	HOME	0- 0	0- 0	2- 3				
0- 1	0- 0	0- 0	AWAY	0- 0	0- 0	0- 1				
0- 5	0- 2	0- 1	NEUTRAL	0- 0	0- 1	0- 1				
3- 9	0- 0	0- 0	CONFERENCE	0- 2	0- 2	3- 5				
2- 3	0- 0	0- 0	HOME	0- 1	0- 1	2- 1				
1- 6	0- 0	0- 0	AWAY	0- 1	0- 1	1- 4				
0- 0	0- 0	0- 0	NEUTRAL	0- 0	0- 0	0- 0				

RPI 1-25			RPI 26-50			RPI 51-100			RPI 101+			Team's RPI: 291
RPI	S	Opponent	Score	RPI	S	Opponent	Score	RPI	S	Opponent	Score	
21	N	Kansas St.	40 61	30	N	North Carolina St.	55 71	64	A	Middle Tenn.	53 76	120 A Southern Miss. 48 73
24	N	LSU	45 78					79	H	Western Ky.	54 71	120 H Southern Miss. 68 79
										138 N Alabama	60 78	
										152 A New Mexico	66 79	
										155 N Pittsburgh	46 71	
										156 A Louisiana Tech	61 69	
										156 H Louisiana Tech	69 62	
										161 A UTSA	76 97	
										161 H UTSA	81 83	
										178 H New Mexico St.	59 67	
										184 A UAB	61 74	
										203 H Texas Southern	68 89	
										254 H Marshall	84 74	
										264 H CSU Bakersfield	74 61	
										280 A FIU	87 88	
										305 H Northern Ariz.	51 65	
										330 A Fla. Atlantic	51 50	
										345 H Houston Baptist	75 45	
LAST 12 Division I GAMES:												
120	A	Southern Miss.	48 73	161	A	UTSA	76 97					
156	A	Louisiana Tech	61 69	330	A	Fla. Atlantic	51 50					
64	A	Middle Tenn.	53 76	280	A	FIU	87 88					
184	A	UAB	61 74	120	H	Southern Miss.	68 79					
254	H	Marshall	84 74	156	H	Louisiana Tech	69 62					
79	H	Western Ky.	54 71	161	H	UTSA	81 83					

Non-Div I Games: Western N.M. 93 46

UTEP

■ Loss,
 ■ Non-Conf, S Site,
 ■ Home
 ■ Away
 N Neutral

Average RPI Win: 299	WON-LOST	WINNING	LAST 10	STRENGTH OF	OPP. STRENGTH	TEAM	ADJ.	CONF.	ADJ CONF.
Average RPI Loss: 158	RECORD	PCT. RANK	GAMES	SCHEDULE	OF SCHEDULE	RPI	RPI	RPI	RPI
DIV. I ONLY	13- 10	134	3- 3	347	166	260	260	29	29
DIV. I NON-CONF.	7- 6	157	1- 1	328	66	209	209	29	29
<hr/>									
TOTALS	RPI 1-25	RPI 26-50	W-L RECORDS	RPI 51-100	RPI 101-150	RPI 150+			
13- 10	0- 2	0- 0	OVERALL	0- 1	0- 1	13- 6			
8- 3	0- 0	0- 0	HOME	0- 0	0- 0	8- 3			
4- 7	0- 2	0- 0	AWAY	0- 1	0- 1	4- 3			
1- 0	0- 0	0- 0	NEUTRAL	0- 0	0- 0	1- 0			
7- 6	0- 2	0- 0	NON-CONFERENCE	0- 1	0- 1	7- 2			
4- 1	0- 0	0- 0	HOME	0- 0	0- 0	4- 1			
2- 5	0- 2	0- 0	AWAY	0- 1	0- 1	2- 1			
1- 0	0- 0	0- 0	NEUTRAL	0- 0	0- 0	1- 0			
6- 4	0- 0	0- 0	CONFERENCE	0- 0	0- 0	6- 4			
4- 2	0- 0	0- 0	HOME	0- 0	0- 0	4- 2			
2- 2	0- 0	0- 0	AWAY	0- 0	0- 0	2- 2			
0- 0	0- 0	0- 0	NEUTRAL	0- 0	0- 0	0- 0			

RPI 1-25				RPI 26-50				RPI 51-100				RPI 101+ Team's RPI: 260			
RPI	S	Opponent	Score	RPI	S	Opponent	Score	RPI	S	Opponent	Score	RPI	S	Opponent	Score
8	A	Texas	61 85					78	A	Oklahoma St.	53 86	122	A	Abilene Christian	54 70
18	A	Oklahoma	59 92									183	H	Houston	52 68
												200	A	Nebraska	53 71
												202	N	North Texas	74 69
												222	A	Grand Canyon	59 60
												222	H	Grand Canyon	52 49
												225	H	Seattle U	54 67
												264	A	CSU Bakersfield	46 74
												264	H	CSU Bakersfield	61 67
												285	A	A&M-Corpus Christi	68 65
												285	H	A&M-Corpus Christi	55 46
												296	H	Prairie View	82 74
												297	H	North Dakota St.	81 67
												318	A	UMKC	63 52
												318	H	UMKC	74 39
												328	H	Utah Valley	64 55
												333	A	Chicago St.	57 46
												333	H	Chicago St.	71 43
												337	A	Sam Houston St.	69 45
												337	H	Sam Houston St.	78 50
<hr/>															
LAST 12 Division I GAMES:															
122	A	Abilene Christian	54 70	328	H	Utah Valley	64 55								
202	N	North Texas	74 69	333	A	Chicago St.	57 46								
264	H	CSU Bakersfield	61 67	222	A	Grand Canyon	59 60								
222	H	Grand Canyon	52 49	264	A	CSU Bakersfield	46 74								
318	A	UMKC	63 52	318	H	UMKC	74 39								
225	H	Seattle U	54 67	333	H	Chicago St.	71 43								

Non-Div I Games: St. Thomas (TX) 63 56 Texas Lutheran 68 52 Evangel 86 55

UTRGV

Loss, Non-Conf, S Site, H Home A Away N Neutral

Average RPI Win:	216	WON-LOST	WINNING	LAST 10	STRENGTH OF	OPP. STRENGTH	TEAM	ADJ.	CONF.	ADJ CONF.
Average RPI Loss:	108	RECORD	PCT. RANK	GAMES	SCHEDULE	OF SCHEDULE	RPI	RPI	RPI	RPI
DIV. I ONLY	10- 11	190	6- 4	117	115	161	161	15	15	
DIV. I NON-CONF.	3- 6	230	0- 0	26	57	176	176	16	16	
TOTALS	RPI 1-25	RPI 26-50	W-L RECORDS	RPI 51-100	RPI 101-150	RPI 150+				
10- 11	0- 1	0- 2	OVERALL	1- 2	1- 3	8- 3				
6- 5	0- 0	0- 1	HOME	1- 0	1- 2	4- 2				
4- 6	0- 1	0- 1	AWAY	0- 2	0- 1	4- 1				
0- 0	0- 0	0- 0	NEUTRAL	0- 0	0- 0	0- 0				
3- 6	0- 1	0- 2	NON-CONFERENCE	0- 1	1- 1	2- 1				
3- 3	0- 0	0- 1	HOME	0- 0	1- 1	2- 1				
0- 3	0- 1	0- 1	AWAY	0- 1	0- 0	0- 0				
0- 0	0- 0	0- 0	NEUTRAL	0- 0	0- 0	0- 0				
7- 5	0- 0	0- 0	CONFERENCE	1- 1	0- 2	6- 2				
3- 2	0- 0	0- 0	HOME	1- 0	0- 1	2- 1				
4- 3	0- 0	0- 0	AWAY	0- 1	0- 1	4- 1				
0- 0	0- 0	0- 0	NEUTRAL	0- 0	0- 0	0- 0				

RPI 1-25				RPI 26-50				RPI 51-100				RPI 101+ Team's RPI: 161			
RPI	S	Opponent	Score	RPI	S	Opponent	Score	RPI	S	Opponent	Score	RPI	S	Opponent	Score
8	A	Texas	43 76	36	A	Oregon	63 77	64	A	Middle Tenn.	63 77	113	H	Northern Colo.	66 73
				41	H	Tulane	66 75	79	H	Western Ky.	80 77	120	A	Southern Miss.	71 74
								97	A	UT Arlington	54 75	120	H	Southern Miss.	68 69
												122	H	Abilene Christian	71 68
												156	A	Louisiana Tech	71 77
												156	H	Louisiana Tech	63 61
												174	H	Texas St.	72 47
												183	H	Houston	49 56
												184	A	UAB	82 67
												248	H	Liberty	80 64
												254	H	Marshall	81 88
												280	A	FIU	70 61
												291	A	UTEP	83 81
												291	H	UTEP	97 76
												330	A	Fla. Atlantic	72 62
LAST 12 Division I GAMES:															
156	A	Louisiana Tech	71 77	291	H	UTEP	97 76								
120	A	Southern Miss.	71 74	280	A	FIU	70 61								
184	A	UAB	82 67	330	A	Fla. Atlantic	72 62								
64	A	Middle Tenn.	63 77	156	H	Louisiana Tech	63 61								
79	H	Western Ky.	80 77	120	H	Southern Miss.	68 69								
254	H	Marshall	81 88	291	A	UTEP	83 81								

Non-Div I Games: Tex. A&M-Kingsville70 44 Angelo St. 77 85

UTSA

Loss, Non-Conf, S Site, H Home A Away N Neutral

Through Games of Feb. 11, 1917.										
Average RPI Win:	161	WON-LOST	WINNING	LAST 10	STRENGTH OF	OPP. STRENGTH	TEAM	ADJ.	CONF.	ADJ CONF.
Average RPI Loss:	40	RECORD	PCT. RANK	GAMES	SCHEDULE	OF SCHEDULE	RPI	RPI	RPI	RPI
DIV. I ONLY	15- 10	113	3- 7	41	58	52	52	1	1	
DIV. I NON-CONF.	11- 0	1	0- 0	168	296	26	26	1	1	
TOTALS	RPI 1-25	RPI 26-50	W-L RECORDS	RPI 51-100	RPI 101-150	RPI 150+				
15- 10	0- 5	0- 2	OVERALL	6- 2	2- 1	7- 0				
9- 5	0- 2	0- 1	HOME	4- 1	0- 1	5- 0				
5- 5	0- 3	0- 1	AWAY	2- 1	1- 0	2- 0				
1- 0	0- 0	0- 0	NEUTRAL	0- 0	1- 0	0- 0				
11- 0	0- 0	0- 0	NON-CONFERENCE	2- 0	2- 0	7- 0				
7- 0	0- 0	0- 0	HOME	2- 0	0- 0	5- 0				
3- 0	0- 0	0- 0	AWAY	0- 0	1- 0	2- 0				
1- 0	0- 0	0- 0	NEUTRAL	0- 0	1- 0	0- 0				
4- 10	0- 5	0- 2	CONFERENCE	4- 2	0- 1	0- 0				
2- 5	0- 2	0- 1	HOME	2- 1	0- 1	0- 0				
2- 5	0- 3	0- 1	AWAY	2- 1	0- 0	0- 0				
0- 0	0- 0	0- 0	NEUTRAL	0- 0	0- 0	0- 0				

RPI S	Opponent	Score	RPI S	Opponent	Score	RPI S	Opponent	Score	RPI S	Opponent	Score
6	H Washington	53 82	26	H Arizona St.	44 66	54	A Southern California	58 53	104	N Charlotte	81 68
10	A Oregon St.	44 70	36	A Oregon	66 84	67	A California	73 64	115	H Arizona	70 81
11	A Stanford	51 87				67	H California	63 57	123	A St. Mary's (CA)	63 62
11	H Stanford	58 77				70	H Montana St.	74 64	157	A Fresno St.	65 55
12	A UCLA	56 67				81	A Colorado	49 54	177	H Utah St.	65 58
						81	H Colorado	58 53	214	H Weber St.	71 52
						88	H Washington St.	55 61	283	A Nevada	80 50
						92	H BYU	77 60	286	H Southern Utah	69 43
									305	H Northern Ariz.	78 65
									328	H Utah Valley	100 52
LAST 12 Division I GAMES:											
11	A Stanford	51 87	36	A Oregon	66 84						
67	A California	73 64	10	A Oregon St.	44 70						
88	H Washington St.	55 61	67	H California	63 57						
6	H Washington	53 82	11	H Stanford	58 77						
81	H Colorado	58 53	115	H Arizona	70 81						
81	A Colorado	49 54	26	H Arizona St.	44 66						

Non-Div I Games:

Utah

Average RPI Win:	227	WON-LOST	WINNING	LAST 10	STRENGTH OF	OPP. STRENGTH	TEAM	ADJ.	CONF.	ADJ CONF.
Average RPI Loss:	116	RECORD	PCT. RANK	GAMES	SCHEDULE	OF SCHEDULE	RPI	RPI	RPI	RPI
DIV. I ONLY	12- 11	162	5- 5	179	192	177	177	13	13	
DIV. I NON-CONF.	6- 4	126	0- 0	325	260	238	238	15	15	
TOTALS	RPI 1-25	RPI 26-50	W-L RECORDS	RPI 51-100	RPI 101-150	RPI 150+				
12- 11	0- 0	0- 0	OVERALL	3- 7	0- 1	9- 3				
8- 4	0- 0	0- 0	HOME	3- 2	0- 0	5- 2				
3- 7	0- 0	0- 0	AWAY	0- 5	0- 1	3- 1				
1- 0	0- 0	0- 0	NEUTRAL	0- 0	0- 0	1- 0				
6- 4	0- 0	0- 0	NON-CONFERENCE	1- 2	0- 1	5- 1				
4- 2	0- 0	0- 0	HOME	1- 1	0- 0	3- 1				
1- 2	0- 0	0- 0	AWAY	0- 1	0- 1	1- 0				
1- 0	0- 0	0- 0	NEUTRAL	0- 0	0- 0	1- 0				
6- 7	0- 0	0- 0	CONFERENCE	2- 5	0- 0	4- 2				
4- 2	0- 0	0- 0	HOME	2- 1	0- 0	2- 1				
2- 5	0- 0	0- 0	AWAY	0- 4	0- 0	2- 1				
0- 0	0- 0	0- 0	NEUTRAL	0- 0	0- 0	0- 0				

RPI 1-25			RPI 26-50			RPI 51-100			RPI 101+			Team's RPI: 177
RPI	S	Opponent	Score	RPI	S	Opponent	Score	RPI	S	Opponent	Score	
						52 A Utah	58 65	115 A Arizona		57 61		
						55 A Colorado St.	43 74	152 A New Mexico		67 78		
						55 H Colorado St.	55 48	152 H New Mexico		58 68		
						70 H Montana St.	64 56	157 A Fresno St.		52 47		
						83 A UNLV	53 55	176 H Idaho St.		69 56		
						89 A Boise St.	56 76	272 H San Diego St.		53 47		
						89 H Boise St.	65 63	283 A Nevada		81 69		
						92 H BYU	40 60	286 H Southern Utah		54 70		
						99 A Wyoming	40 59	311 H Air Force		65 62		
						99 H Wyoming	48 71	326 A Montana		65 47		
								327 H UC Irvine		66 52		
								328 H Utah Valley		56 45		
								334 N Incarnate Word		79 46		
LAST 12 Division I GAMES:												
						99 A Wyoming	40 59	55 A Colorado St.		43 74		
						55 H Colorado St.	55 48	272 H San Diego St.		53 47		
						89 H Boise St.	65 63	99 H Wyoming		48 71		
						283 A Nevada	81 69	83 A UNLV		53 55		
						157 A Fresno St.	52 47	152 A New Mexico		67 78		
						152 H New Mexico	58 68	311 H Air Force		65 62		

Non-Div I Games: Westminster (UT) 72 49

Utah St.

■ Loss,
 ■ Non-Conf,
 ■ S Site,
 ■ H Home
 ■ A Away
 N Neutral

Utah Valley

Through Games Of Feb. 12, 2017

Average RPI Win:	310	WON-LOST	WINNING	LAST 10	STRENGTH OF	OPP. STRENGTH	TEAM	ADJ.	CONF.	ADJ CONF.
Average RPI Loss:	197	RECORD	PCT. RANK	GAMES	SCHEDULE	OF SCHEDULE	RPI	RPI	RPI	RPI
DIV. I ONLY	6- 16	293	3- 6	334	250	328	328	29	29	
DIV. I NON-CONF.	3- 10	280	0- 1	296	208	320	320	29	29	
TOTALS	RPI 1-25	RPI 26-50	W-L RECORDS	RPI 51-100	RPI 101-150	RPI 150+				
6- 16	0- 0	0- 0	OVERALL	0- 3	0- 1	6- 12				
4- 6	0- 0	0- 0	HOME	0- 1	0- 1	4- 4				
2- 8	0- 0	0- 0	AWAY	0- 0	0- 0	2- 2				
0- 2	0- 0	0- 0	NEUTRAL	0- 1	0- 0	0- 1				
3- 10	0- 0	0- 0	NON-CONFERENCE	0- 3	0- 1	3- 6				
2- 3	0- 0	0- 0	HOME	0- 1	0- 1	2- 1				
1- 5	0- 0	0- 0	AWAY	0- 1	0- 0	1- 4				
0- 2	0- 0	0- 0	NEUTRAL	0- 1	0- 0	0- 1				
3- 6	0- 0	0- 0	CONFERENCE	0- 0	0- 0	3- 6				
2- 3	0- 0	0- 0	HOME	0- 0	0- 0	2- 3				
1- 3	0- 0	0- 0	AWAY	0- 0	0- 0	1- 3				
0- 0	0- 0	0- 0	NEUTRAL	0- 0	0- 0	0- 0				

RPI S	Opponent	Score	RPI S	Opponent	Score	RPI S	Opponent	Score	RPI S	Opponent	Score	Team's RPI: 328
						52	A Utah	52 100	126	H Eastern Wash.	50 83	
						60	N Central Mich.	62 71	176	A Idaho St.	56 61	
						92	H BYU	50 68	177	A Utah St.	45 56	
									178	A New Mexico St.	46 63	
									214	H Weber St.	61 64	
									221	N SIUE	64 71	
									222	H Grand Canyon	46 62	
									225	H Seattle U	51 69	
									259	A Cal Poly	65 77	
									260	A UTRGV	55 64	
									264	H CSU Bakersfield	59 63	
									286	A Southern Utah	70 64	
									293	H Pepperdine	72 65	
									295	H Denver	72 58	
									311	A Air Force	53 64	
									318	A UMKC	63 66	
									318	H UMKC	58 39	
									333	A Chicago St.	62 59	
									333	H Chicago St.	73 54	
LAST 12 Division I GAMES:												
333	H	Chicago St.	73	54	318	A	UMKC	63	66			
318	H	UMKC	58	39	333	A	Chicago St.	62	59			
225	H	Seattle U	51	69	222	H	Grand Canyon	46	62			
178	A	New Mexico St.	46	63	176	A	Idaho St.	56	61			
260	A	UTRGV	55	64	177	A	Utah St.	45	56			
264	H	CSU Bakersfield	59	63	295	H	Denver	72	58			

Non-Div I Games: Dixie St. 68 56 Antelope Valley 87 47

Utah Valley

Loss, Non-Conf, S Site, H Home A Away N Neutral

Average RPI Win:	208	WON-LOST	WINNING	LAST 10	STRENGTH OF	OPP. STRENGTH	TEAM	ADJ.	CONF.	ADJ CONF.
Average RPI Loss:	101	RECORD	PCT. RANK	GAMES	SCHEDULE	OF SCHEDULE	RPI	RPI	RPI	RPI
DIV. I ONLY	13- 13	173	4- 6	88	155	134	134	12	12	
DIV. I NON-CONF.	7- 6	157	0- 0	101	142	122	122	12	12	
TOTALS	RPI 1-25	RPI 26-50	W-L RECORDS	RPI 51-100	RPI 101-150	RPI 150+				
13- 13	0- 0	1- 1	OVERALL	0- 4	2- 6	10- 2				
7- 5	0- 0	0- 0	HOME	0- 3	1- 1	6- 1				
4- 8	0- 0	0- 0	AWAY	0- 0	1- 0	3- 0				
2- 0	0- 0	1- 0	NEUTRAL	0- 0	0- 0	1- 0				
7- 6	0- 0	1- 0	NON-CONFERENCE	0- 3	1- 2	5- 1				
3- 3	0- 0	0- 0	HOME	0- 2	1- 0	2- 1				
2- 3	0- 0	0- 0	AWAY	0- 1	0- 2	2- 0				
2- 0	0- 0	1- 0	NEUTRAL	0- 0	0- 0	1- 0				
6- 7	0- 0	0- 1	CONFERENCE	0- 1	1- 4	5- 1				
4- 2	0- 0	0- 0	HOME	0- 1	0- 1	4- 0				
2- 5	0- 0	0- 1	AWAY	0- 0	1- 3	1- 1				
0- 0	0- 0	0- 0	NEUTRAL	0- 0	0- 0	0- 0				

RPI	S	Opponent	Score	RPI	S	Opponent	Score	RPI	S	Opponent	Score	RPI	S	Opponent	Score	Team's RPI: 134
48	A	George Washington	67	81	57	H	Dayton	48	68	104	A	Saint Joseph's	58	64		
50	N	Villanova	68	66	61	H	IUPUI	62	71	110	A	Ole Miss	57	77		
					62	H	Minnesota	69	79	112	A	Duquesne	51	70		
					66	A	Wake Forest	54	60	114	A	Saint Louis	72	77		
										114	H	Saint Louis	48	62		
										116	A	Fordham	61	58		
										132	A	Old Dominion	60	70		
										148	H	Brown	85	72		
										160	H	Iona	57	59		
										164	H	La Salle	61	56		
										179	A	George Mason	59	70		
										188	N	American	68	62		
										208	A	Campbell	66	53		
										224	H	UNCG	65	54		
										229	A	Richmond	57	55		
										229	H	Richmond	62	55		
										241	A	Furman	75	61		
										294	H	Massachusetts	55	52		
										300	H	Coppin St.	73	44		
										309	H	Rhode Island	68	57		
LAST 12 Division I GAMES:																
112	A	Duquesne	51	70	309	H	Rhode Island	68	57							
114	A	Saint Louis	72	77	179	A	George Mason	59	70							
57	H	Dayton	48	68	104	A	Saint Joseph's	58	64							
229	A	Richmond	57	55	114	H	Saint Louis	48	62							
294	H	Massachusetts	55	52	229	H	Richmond	62	55							
116	A	Fordham	61	58	164	H	La Salle	61	56							

Non-Div I Games:

VCU

■ Loss,
 ■ Non-Conf,
 ■ S Site,
 ■ H Home
 ■ A Away
 N Neutral

Valparaiso

Through Games Of Feb. 12, 2017

Average RPI Win:	297	WON-LOST	WINNING	LAST 10	STRENGTH OF	OPP. STRENGTH	TEAM	ADJ.	CONF.	ADJ CONF.
Average RPI Loss:	172	RECORD	PCT. RANK	GAMES	SCHEDULE	OF SCHEDULE	RPI	RPI	RPI	RPI
DIV. I ONLY	5- 18	307	2- 8	234	218	312	312	20	20	
DIV. I NON-CONF.	3- 6	230	0- 0	305	136	292	292	21	21	
TOTALS	RPI 1-25	RPI 26-50	W-L RECORDS	RPI 51-100	RPI 101-150	RPI 150+				
5- 18	0- 1	0- 3	OVERALL	0- 0	0- 4	5- 10				
3- 7	0- 0	0- 1	HOME	0- 0	0- 1	3- 5				
2- 11	0- 0	0- 0	AWAY	0- 0	0- 0	2- 0				
0- 0	0- 0	0- 0	NEUTRAL	0- 0	0- 0	0- 0				
3- 6	0- 1	0- 1	NON-CONFERENCE	0- 0	0- 1	3- 3				
2- 2	0- 0	0- 0	HOME	0- 0	0- 0	2- 2				
1- 4	0- 1	0- 1	AWAY	0- 0	0- 1	1- 1				
0- 0	0- 0	0- 0	NEUTRAL	0- 0	0- 0	0- 0				
2- 12	0- 0	0- 2	CONFERENCE	0- 0	0- 3	2- 7				
1- 5	0- 0	0- 1	HOME	0- 0	0- 1	1- 3				
1- 7	0- 0	0- 1	AWAY	0- 0	0- 2	1- 4				
0- 0	0- 0	0- 0	NEUTRAL	0- 0	0- 0	0- 0				

RPI 1-25					RPI 26-50					RPI 51-100					RPI 101+					Team's RPI: 312	
RPI	S	Opponent	Score		RPI	S	Opponent	Score		RPI	S	Opponent	Score		RPI	S	Opponent	Score			
2	A	Notre Dame	54	114	34	A	Green Bay	35	56						119	A	Stetson	75	87		
					34	H	Green Bay	36	75						139	A	Detroit	60	85		
					44	A	Indiana	58	87						149	A	Wright St.	48	63		
															149	H	Wright St.	52	65		
															165	A	Oakland	63	104		
															171	H	Milwaukee	74	85		
															186	A	Cleveland St.	60	71		
															186	H	Cleveland St.	62	66		
															215	H	Bradley	56	67		
															248	H	Liberty	70	68		
															276	H	Evansville	65	70		
															282	A	Northern Ky.	41	32		
															282	H	Northern Ky.	55	70		
															310	H	Eastern Ill.	73	68		
															313	A	Youngstown St.	70	76		
															313	H	Youngstown St.	77	60		
															314	A	Illinois St.	56	77		
															325	A	Ill.-Chicago	60	74		
															333	A	Chicago St.	53	51		
LAST 12 Division I GAMES:																					
282	A	Northern Ky.	41	32	282	H	Northern Ky.	55	70												
149	A	Wright St.	48	63	34	A	Green Bay	35	56												
186	H	Cleveland St.	62	66	313	A	Youngstown St.	70	76												
313	H	Youngstown St.	77	60	186	A	Cleveland St.	60	71												
325	A	Ill.-Chicago	60	74	171	H	Milwaukee	74	85												
149	H	Wright St.	52	65	34	H	Green Bay	36	75												

Non-Div I Games: Ind.-Kokomo 102 47 Grace (IN) 71 49

Valparaiso

Loss, Non-Conf, S Site, H Home A Away N Neutral

Vanderbilt

Through Games Of Feb. 12, 2017

Average RPI Win:	180	WON-LOST	WINNING	LAST 10	STRENGTH OF	OPP. STRENGTH	TEAM	ADJ.	CONF.	ADJ CONF.
Average RPI Loss:	47	RECORD	PCT. RANK	GAMES	SCHEDULE	OF SCHEDULE	RPI	RPI	RPI	RPI
DIV. I ONLY	11- 13	195	1- 9	50	33	106	106	2	2	
DIV. I NON-CONF.	10- 3	54	0- 1	113	115	53	53	2	2	
TOTALS	RPI 1-25	RPI 26-50	W-L RECORDS	RPI 51-100	RPI 101-150	RPI 150+				
11- 13	1- 6	1- 3	OVERALL	1- 2	1- 2	7- 0				
7- 5	1- 2	1- 2	HOME	1- 1	1- 0	3- 0				
3- 8	0- 4	0- 1	AWAY	0- 1	0- 2	3- 0				
1- 0	0- 0	0- 0	NEUTRAL	0- 0	0- 0	1- 0				
10- 3	1- 1	1- 1	NON-CONFERENCE	1- 0	0- 1	7- 0				
6- 1	1- 1	1- 0	HOME	1- 0	0- 0	3- 0				
3- 2	0- 0	0- 1	AWAY	0- 0	0- 1	3- 0				
1- 0	0- 0	0- 0	NEUTRAL	0- 0	0- 0	1- 0				
1- 10	0- 5	0- 2	CONFERENCE	0- 2	1- 1	0- 0				
1- 4	0- 1	0- 2	HOME	0- 1	1- 0	0- 0				
0- 6	0- 4	0- 0	AWAY	0- 1	0- 1	0- 0				
0- 0	0- 0	0- 0	NEUTRAL	0- 0	0- 0	0- 0				

RPI S	Opponent	Score	RPI S	Opponent	Score	RPI S	Opponent	Score	RPI S	Opponent	Score	Team's RPI: 106
4	A Mississippi St.	41 86	29	H Missouri	68 74	58	H Florida	73 93	131	A Arkansas	56 59	
9	H Duke	77 73	35	H Auburn	59 64	68	H Drexel	73 63	138	H Alabama	87 80	
13	H Louisville	66 78	41	H Tulane	74 63	90	A Georgia	68 70	145	A Memphis	59 75	
14	A Tennessee	63 91	44	A Indiana	61 94				190	A ETSU	80 72	
14	H Tennessee	57 70							219	H Robert Morris	75 59	
15	A Kentucky	63 71							221	N SIUE	73 63	
16	A Texas A&M	72 77							252	A UT Martin	79 77	
									257	H Tennessee Tech	89 57	
									278	H Kennesaw St.	86 54	
									311	A Air Force	75 49	
LAST 12 Division I GAMES:												
4	A Mississippi St.	41 86	29	H Missouri	68 74							
15	A Kentucky	63 71	35	H Auburn	59 64							
58	H Florida	73 93	90	A Georgia	68 70							
138	H Alabama	87 80	14	H Tennessee	57 70							
14	A Tennessee	63 91	16	A Texas A&M	72 77							
131	A Arkansas	56 59	145	A Memphis	59 75							

Non-Div I Games:

Vanderbilt

Loss, Non-Conf, S Site, H Home A Away N Neutral

Average RPI Win: 254	WON-LOST	WINNING	LAST 10	STRENGTH OF	OPP. STRENGTH	TEAM	ADJ.	CONF.	ADJ CONF.
Average RPI Loss: 165	RECORD	PCT. RANK	GAMES	SCHEDULE	OF SCHEDULE	RPI	RPI	RPI	RPI
DIV. I ONLY	7- 18	289	3- 7	146	299	275	275	22	22
DIV. I NON-CONF.	3- 9	275	0- 0	165	337	303	303	22	22
TOTALS	RPI 1-25	RPI 26-50	W-L RECORDS	RPI 51-100	RPI 101-150	RPI 150+			
7- 18	0- 1	0- 1	OVERALL	0- 2	1- 4	6- 10			
6- 6	0- 0	0- 0	HOME	0- 1	1- 1	5- 4			
1- 12	0- 1	0- 1	AWAY	0- 1	0- 3	1- 6			
0- 0	0- 0	0- 0	NEUTRAL	0- 0	0- 0	0- 0			
3- 9	0- 1	0- 1	NON-CONFERENCE	0- 0	0- 2	3- 5			
3- 3	0- 0	0- 0	HOME	0- 0	0- 1	3- 2			
0- 6	0- 1	0- 1	AWAY	0- 0	0- 1	0- 3			
0- 0	0- 0	0- 0	NEUTRAL	0- 0	0- 0	0- 0			
4- 9	0- 0	0- 0	CONFERENCE	0- 2	1- 2	3- 5			
3- 3	0- 0	0- 0	HOME	0- 1	1- 0	2- 2			
1- 6	0- 0	0- 0	AWAY	0- 1	0- 2	1- 3			
0- 0	0- 0	0- 0	NEUTRAL	0- 0	0- 0	0- 0			

RPI 1-25				RPI 26-50				RPI 51-100				RPI 101+ Team's RPI: 275			
RPI	S	Opponent	Score	RPI	S	Opponent	Score	RPI	S	Opponent	Score	RPI	S	Opponent	Score
25	A	Temple	39 53	31	A	Michigan	56 78	94	A	New Hampshire	47 66	129	A	Maine	43 59
								94	H	New Hampshire	49 57	129	H	Maine	55 52
												140	A	Albany (NY)	53 64
												143	A	Yale	48 77
												148	H	Brown	50 62
												165	A	Oakland	55 79
												171	H	Milwaukee	44 68
												182	A	Hartford	55 68
												182	H	Hartford	76 70
												198	A	Binghamton	61 76
												198	H	Binghamton	55 64
												210	A	UMBC	66 69
												210	H	UMBC	52 64
												228	A	Howard	57 64
												231	H	Dartmouth	59 54
												263	H	Stony Brook	53 43
												301	H	Bryant	57 63
												308	A	Central Conn. St.	76 78
												315	H	NJIT	64 42
												319	H	Holy Cross	63 52
												338	A	UMass Lowell	61 46
LAST 12 Division I GAMES:															
210	H	UMBC	52 64	140	A	Albany (NY)	53 64								
94	A	New Hampshire	47 66	338	A	UMass Lowell	61 46								
198	A	Binghamton	61 76	94	H	New Hampshire	49 57								
182	H	Hartford	76 70	210	A	UMBC	66 69								
129	A	Maine	43 59	198	H	Binghamton	55 64								
263	H	Stony Brook	53 43	182	A	Hartford	55 68								

Non-Div I Games:

Vermont

■ Loss,
■ Non-Conf,
■ S Site,
■ H Home
■ A Away
N Neutral

Average RPI Win:	150	WON-LOST	WINNING	LAST 10	STRENGTH OF	OPP. STRENGTH	TEAM	ADJ.	CONF.	ADJ CONF.
Average RPI Loss:	44	RECORD	PCT. RANK	GAMES	SCHEDULE	OF SCHEDULE	RPI	RPI	RPI	RPI
DIV. I ONLY	14- 11	137	8- 2	23	59	50	50	7	7	
DIV. I NON-CONF.	5- 6	186	1- 0	8	31	78	78	7	7	
TOTALS	RPI 1-25	RPI 26-50	W-L RECORDS	RPI 51-100	RPI 101-150	RPI 150+				
14- 11	0- 6	1- 3	OVERALL	4- 0	1- 2	8- 0				
6- 5	0- 3	1- 2	HOME	1- 0	0- 0	4- 0				
7- 3	0- 2	0- 1	AWAY	2- 0	1- 0	4- 0				
1- 3	0- 1	0- 0	NEUTRAL	1- 0	0- 2	0- 0				
5- 6	0- 3	0- 1	NON-CONFERENCE	2- 0	1- 2	2- 0				
2- 2	0- 1	0- 1	HOME	0- 0	0- 0	2- 0				
2- 1	0- 1	0- 0	AWAY	1- 0	1- 0	0- 0				
1- 3	0- 1	0- 0	NEUTRAL	1- 0	0- 2	0- 0				
9- 5	0- 3	1- 2	CONFERENCE	2- 0	0- 0	6- 0				
4- 3	0- 2	1- 1	HOME	1- 0	0- 0	2- 0				
5- 2	0- 1	0- 1	AWAY	1- 0	0- 0	4- 0				
0- 0	0- 0	0- 0	NEUTRAL	0- 0	0- 0	0- 0				

RPI 1-25				RPI 26-50				RPI 51-100				RPI 101+			
RPI	S	Opponent	Score	RPI	S	Opponent	Score	RPI	S	Opponent	Score	RPI	S	Opponent	Score
4	N	Mississippi St.	62 108	42	H	Marquette	71 77	73	A	St. John's (NY)	67 56	104	A	Saint Joseph's	62 54
9	A	Duke	50 68	48	H	George Washington	69 72	73	H	St. John's (NY)	55 50	109	N	Troy	85 93
19	H	DePaul	50 80	49	A	Georgetown	49 54	93	A	Penn	60 48	134	N	VCU	66 68
22	A	Creighton	46 60	49	H	Georgetown	71 50	98	N	Purdue	58 44	164	H	La Salle	52 49
22	H	Creighton	44 47									168	A	Providence	64 59
25	H	Temple	48 83									168	H	Providence	61 43
												181	A	Xavier	72 47
												196	A	Seton Hall	87 52
												196	H	Seton Hall	69 52
												236	A	Butler	70 69
												302	H	Lehigh	59 37
LAST 12 Division I GAMES:															
196	A	Seton Hall	87 52	236	A	Butler	70 69								
73	A	St. John's (NY)	67 56	93	A	Penn	60 48								
168	H	Providence	61 43	73	H	St. John's (NY)	55 50								
22	H	Creighton	44 47	196	H	Seton Hall	69 52								
49	A	Georgetown	49 54	22	A	Creighton	46 60								
181	A	Xavier	72 47	168	A	Providence	64 59								

Non-Div I Games:

Villanova

■ Loss,
■ Non-Conf, S Site,
■ Home
■ Away
N Neutral

Virginia

Through Games Of Feb. 12, 2017

Average RPI Win:	163	WON-LOST	WINNING	LAST 10	STRENGTH OF	OPP. STRENGTH	TEAM	ADJ.	CONF.	ADJ CONF.
Average RPI Loss:	52	RECORD	PCT. RANK	GAMES	SCHEDULE	OF SCHEDULE	RPI	RPI	RPI	RPI
DIV. I ONLY	16- 9	97	5- 5	101	27	70	70	3	3	
DIV. I NON-CONF.	11- 2	24	0- 0	277	74	80	80	4	4	
TOTALS	RPI 1-25	RPI 26-50	W-L RECORDS	RPI 51-100	RPI 101-150	RPI 150+				
16- 9	0- 4	1- 1	OVERALL	5- 2	1- 1	9- 1				
11- 2	0- 2	1- 0	HOME	4- 0	0- 0	6- 0				
4- 6	0- 2	0- 1	AWAY	1- 1	1- 1	2- 1				
1- 1	0- 0	0- 0	NEUTRAL	0- 1	0- 0	1- 0				
11- 2	0- 0	0- 0	NON-CONFERENCE	3- 2	0- 0	8- 0				
7- 0	0- 0	0- 0	HOME	2- 0	0- 0	5- 0				
3- 1	0- 0	0- 0	AWAY	1- 1	0- 0	2- 0				
1- 1	0- 0	0- 0	NEUTRAL	0- 1	0- 0	1- 0				
5- 7	0- 4	1- 1	CONFERENCE	2- 0	1- 1	1- 1				
4- 2	0- 2	1- 0	HOME	2- 0	0- 0	1- 0				
1- 5	0- 2	0- 1	AWAY	0- 0	1- 1	0- 1				
0- 0	0- 0	0- 0	NEUTRAL	0- 0	0- 0	0- 0				

RPI 1-25				RPI 26-50				RPI 51-100 Team's RPI: 70				RPI 101+			
RPI	S	Opponent	Score	RPI	S	Opponent	Score	RPI	S	Opponent	Score	RPI	S	Opponent	Score
2	A	Notre Dame	74 82	33	A	Syracuse	49 54	51	A	Northwestern	60 69	103	A	Clemson	69 37
9	H	Duke	51 70	45	H	Georgia Tech	65 64	57	H	Dayton	66 56	108	A	North Carolina	58 67
13	H	Louisville	81 86					59	H	Virginia Tech	76 27	155	A	Pittsburgh	54 62
20	A	Miami (FL)	52 63					64	H	Middle Tenn.	63 51	162	H	Boston College	62 55
								66	H	Wake Forest	60 57	193	H	Rutgers	62 54
								73	N	St. John's (NY)	55 66	200	N	Nebraska	73 51
								90	A	Georgia	66 43	210	H	UMBC	56 30
												229	A	Richmond	63 56
												240	H	UMES	60 50
												265	A	Bowling Green	67 47
												300	H	Coppin St.	103 40
												325	H	Ill.-Chicago	76 39
LAST 12 Division I GAMES:															
66	H	Wake Forest	60 57	155	A	Pittsburgh	54 62								
20	A	Miami (FL)	52 63	103	A	Clemson	69 37								
9	H	Duke	51 70	162	H	Boston College	62 55								
45	H	Georgia Tech	65 64	108	A	North Carolina	58 67								
2	A	Notre Dame	74 82	13	H	Louisville	81 86								
59	H	Virginia Tech	76 27	33	A	Syracuse	49 54								

Non-Div I Games:

Virginia

■ Loss,
 ■ Non-Conf, S Site,
 ■ Home
 ■ Away
 N Neutral

Virginia Tech

Through Games Of Feb. 12, 2017

Average RPI Win:	171	WON-LOST	WINNING	LAST 10	STRENGTH OF	OPP. STRENGTH	TEAM	ADJ.	CONF.	ADJ CONF.
Average RPI Loss:	25	RECORD	PCT. RANK	GAMES	SCHEDULE	OF SCHEDULE	RPI	RPI	RPI	RPI
DIV. I ONLY	16- 9	97	1- 9	56	53	59	59	3	3	
DIV. I NON-CONF.	13- 0	1	0- 0	258	190	43	43	4	4	
TOTALS	RPI 1-25	RPI 26-50	W-L RECORDS	RPI 51-100	RPI 101-150	RPI 150+				
16- 9	1- 5	2- 3	OVERALL	1- 1	4- 0	8- 0				
12- 4	1- 3	1- 1	HOME	1- 0	2- 0	7- 0				
4- 5	0- 0	1- 0	AWAY	0- 0	2- 0	1- 0				
0- 0	0- 0	0- 0	NEUTRAL	0- 0	0- 0	0- 0				
13- 0	1- 0	2- 0	NON-CONFERENCE	0- 0	2- 0	8- 0				
10- 0	1- 0	1- 0	HOME	0- 0	1- 0	7- 0				
3- 0	0- 0	1- 0	AWAY	0- 0	1- 0	1- 0				
0- 0	0- 0	0- 0	NEUTRAL	0- 0	0- 0	0- 0				
3- 9	0- 5	0- 3	CONFERENCE	1- 1	2- 0	0- 0				
2- 4	0- 3	0- 1	HOME	1- 0	1- 0	0- 0				
1- 5	0- 2	0- 2	AWAY	0- 1	1- 0	0- 0				
0- 0	0- 0	0- 0	NEUTRAL	0- 0	0- 0	0- 0				

RPI 1-25				RPI 26-50				RPI 51-100				Team's RPI: 59	RPI 101+			
RPI	S	Opponent	Score	RPI	S	Opponent	Score	RPI	S	Opponent	Score		RPI	S	Opponent	Score
2	H	Notre Dame	59 76	30	A	North Carolina St.	71 85	66	H	Wake Forest	72 70		103	A	Clemson	78 69
5	H	Florida St.	54 82	33	H	Syracuse	72 82	70	A	Virginia	27 76		108	H	North Carolina	76 68
9	A	Duke	59 84	35	A	Auburn	92 87						130	A	UCF	67 64
13	H	Louisville	70 88	45	A	Georgia Tech	81 87						137	H	Radford	71 52
14	H	Tennessee	67 63	49	H	Georgetown	73 63						200	H	Nebraska	76 67
20	A	Miami (FL)	75 82										204	A	Col. of Charleston	71 61
													223	H	Presbyterian	67 36
													234	H	UNC Asheville	71 52
													265	H	Bowling Green	98 51
													307	H	Gardner-Webb	76 42
													308	H	Central Conn. St.	81 47
													347	H	Delaware St.	88 48
LAST 12 Division I GAMES:																
				30	A	North Carolina St.	71 85	5	H	Florida St.	54 82					
				13	H	Louisville	70 88	9	A	Duke	59 84					
				45	A	Georgia Tech	81 87	66	H	Wake Forest	72 70					
				2	H	Notre Dame	59 76	20	A	Miami (FL)	75 82					
				33	H	Syracuse	72 82	103	A	Clemson	78 69					
				70	A	Virginia	27 76	108	H	North Carolina	76 68					

Non-Div I Games:

Virginia Tech

■ Loss,
■ Non-Conf,
■ S Site,
■ H Home
■ A Away
N Neutral

W
a
g
n
e
rW
a
g
n
e
r

Wagner

Page 330

Wake Forest

Through Games Of Feb. 12, 2017

Average RPI Win:	157	WON-LOST	WINNING	LAST 10	STRENGTH OF	OPP. STRENGTH	TEAM	ADJ.	CONF.	ADJ CONF.
Average RPI Loss:	54	RECORD	PCT. RANK	GAMES	SCHEDULE	OF SCHEDULE	RPI	RPI	RPI	RPI
DIV. I ONLY	14- 11	137	5- 5	46	37	66	66	3	3	
DIV. I NON-CONF.	9- 4	85	0- 0	144	78	85	85	4	4	
TOTALS	RPI 1-25	RPI 26-50	W-L RECORDS	RPI 51-100	RPI 101-150	RPI 150+				
14- 11	0- 5	2- 2	OVERALL	0- 2	4- 1	8- 1				
11- 3	0- 1	1- 1	HOME	0- 0	3- 1	7- 0				
3- 8	0- 4	1- 1	AWAY	0- 2	1- 0	1- 1				
0- 0	0- 0	0- 0	NEUTRAL	0- 0	0- 0	0- 0				
9- 4	0- 1	1- 1	NON-CONFERENCE	0- 0	2- 1	6- 1				
7- 1	0- 0	0- 0	HOME	0- 0	2- 1	5- 0				
2- 3	0- 1	1- 1	AWAY	0- 0	0- 0	1- 1				
0- 0	0- 0	0- 0	NEUTRAL	0- 0	0- 0	0- 0				
5- 7	0- 4	1- 1	CONFERENCE	0- 2	2- 0	2- 0				
4- 2	0- 1	1- 1	HOME	0- 0	1- 0	2- 0				
1- 5	0- 3	0- 0	AWAY	0- 2	1- 0	0- 0				
0- 0	0- 0	0- 0	NEUTRAL	0- 0	0- 0	0- 0				

RPI 1-25				RPI 26-50				RPI 51-100				Team's RPI: 66	RPI 101+			
RPI	S	Opponent	Score	RPI	S	Opponent	Score	RPI	S	Opponent	Score		RPI	S	Opponent	Score
2	A	Notre Dame	72 92	30	H	North Carolina St.	50 65	59	A	Virginia Tech	70 72		103	H	Clemson	68 56
5	A	Florida St.	60 102	32	A	Elon	78 68	70	A	Virginia	57 60		108	A	North Carolina	80 77
9	A	Duke	43 71	39	A	James Madison	76 83						125	H	Navy	75 65
20	H	Miami (FL)	56 79	45	H	Georgia Tech	70 65						134	H	VCU	60 54
24	A	LSU	57 60										137	H	Radford	60 68
													155	H	Pittsburgh	57 48
													162	H	Boston College	71 55
													181	H	Xavier	58 45
													185	A	Illinois	79 70
													193	H	Rutgers	55 43
													196	A	Seton Hall	63 70
													239	H	Samford	51 40
													241	H	Furman	59 52
													289	H	Eastern Mich.	89 61
LAST 12 Division I GAMES:																
70	A	Virginia	57 60	45	H	Georgia Tech	70 65									
5	A	Florida St.	60 102	108	A	North Carolina	80 77									
155	H	Pittsburgh	57 48	59	A	Virginia Tech	70 72									
20	H	Miami (FL)	56 79	103	H	Clemson	68 56									
9	A	Duke	43 71	30	H	North Carolina St.	50 65									
162	H	Boston College	71 55	2	A	Notre Dame	72 92									

Non-Div I Games:

Wake Forest

■ Loss,
 ■ Non-Conf, S Site,
 ■ Home
 ■ Away
 N Neutral

Average RPI Win:	107	WON-LOST	WINNING	LAST 10	STRENGTH OF	OPP. STRENGTH	TEAM	ADJ.	CONF.	ADJ CONF.
Average RPI Loss:	8	RECORD	PCT. RANK	GAMES	SCHEDULE	OF SCHEDULE	RPI	RPI	RPI	RPI
DIV. I ONLY	24- 3	7	4- 2	27	17	6	6	1	1	
DIV. I NON-CONF.	12- 1	7	0- 1	55	87	6	6	1	1	
TOTALS	RPI 1-25	RPI 26-50	W-L RECORDS	RPI 51-100	RPI 101-150	RPI 150+				
24- 3	1- 3	4- 0	OVERALL	9- 0	4- 0	6- 0				
14- 1	1- 1	2- 0	HOME	5- 0	3- 0	3- 0				
10- 2	0- 2	2- 0	AWAY	4- 0	1- 0	3- 0				
0- 0	0- 0	0- 0	NEUTRAL	0- 0	0- 0	0- 0				
12- 1	0- 1	1- 0	NON-CONFERENCE	3- 0	2- 0	6- 0				
8- 0	0- 0	1- 0	HOME	2- 0	2- 0	3- 0				
4- 1	0- 1	0- 0	AWAY	1- 0	0- 0	3- 0				
0- 0	0- 0	0- 0	NEUTRAL	0- 0	0- 0	0- 0				
12- 2	1- 2	3- 0	CONFERENCE	6- 0	2- 0	0- 0				
6- 1	1- 1	1- 0	HOME	3- 0	1- 0	0- 0				
6- 1	0- 1	2- 0	AWAY	3- 0	1- 0	0- 0				
0- 0	0- 0	0- 0	NEUTRAL	0- 0	0- 0	0- 0				

RPI 1-25				Team's RPI: 6		RPI 26-50				RPI 51-100				RPI 101+					
RPI	S	Opponent	Score		RPI	S	Opponent	Score		RPI	S	Opponent	Score		RPI	S	Opponent	Score	
2	A	Notre Dame	60	71	26	A	Arizona St.	65	54	52	A	Utah	82	53	115	A	Arizona	90	73
10	A	Oregon St.	70	73	26	H	Arizona St.	70	57	54	H	Southern California	77	67	115	H	Arizona	91	55
11	H	Stanford	68	72	29	H	Missouri	79	66	55	H	Colorado St.	101	68	124	H	Idaho	105	53
12	H	UCLA	82	70	36	A	Oregon	99	77	67	H	California	90	67	126	H	Eastern Wash.	100	52
										81	A	Colorado	79	75	157	H	Fresno St.	85	54
										88	A	Washington St.	87	44	166	H	CSUN	101	44
										88	H	Washington St.	94	63	222	A	Grand Canyon	101	66
										89	H	Boise St.	92	66	225	A	Seattle U	94	64
										92	A	BYU	82	70	262	H	Savannah St.	87	36
															268	A	Portland	83	53
LAST 12 Division I GAMES:																			
2	A	Notre Dame	60	71	67	H	California	90	67										
26	H	Arizona St.	70	57	88	A	Washington St.	87	44										
115	H	Arizona	91	55	26	A	Arizona St.	65	54										
81	A	Colorado	79	75	115	A	Arizona	90	73										
52	A	Utah	82	53	12	H	UCLA	82	70										
11	H	Stanford	68	72	54	H	Southern California	77	67										

Non-Div I Games:

Washington

■ Loss,
 ■ Non-Conf, S Site,
 ■ Home
 ■ Away
 N Neutral

Average RPI Win:	115	WON-LOST	WINNING	LAST 10	STRENGTH OF	OPP. STRENGTH	TEAM	ADJ.	CONF.	ADJ CONF.
Average RPI Loss:	51	RECORD	PCT. RANK	GAMES	SCHEDULE	OF SCHEDULE	RPI	RPI	RPI	RPI
DIV. I ONLY	10- 15	226	3- 7	5	18	88	88	1	1	
DIV. I NON-CONF.	5- 6	186	0- 0	25	97	124	124	1	1	
TOTALS	RPI 1-25	RPI 26-50	W-L RECORDS	RPI 51-100	RPI 101-150	RPI 150+				
10- 15	1- 6	1- 2	OVERALL	3- 4	1- 3	4- 0				
7- 6	1- 2	0- 1	HOME	2- 2	1- 1	3- 0				
2- 8	0- 3	1- 1	AWAY	1- 2	0- 2	0- 0				
1- 1	0- 1	0- 0	NEUTRAL	0- 0	0- 0	1- 0				
5- 6	0- 2	0- 0	NON-CONFERENCE	0- 3	1- 1	4- 0				
4- 2	0- 0	0- 0	HOME	0- 2	1- 0	3- 0				
0- 3	0- 1	0- 0	AWAY	0- 1	0- 1	0- 0				
1- 1	0- 1	0- 0	NEUTRAL	0- 0	0- 0	1- 0				
5- 9	1- 4	1- 2	CONFERENCE	3- 1	0- 2	0- 0				
3- 4	1- 2	0- 1	HOME	2- 0	0- 1	0- 0				
2- 5	0- 2	1- 1	AWAY	1- 1	0- 1	0- 0				
0- 0	0- 0	0- 0	NEUTRAL	0- 0	0- 0	0- 0				

RPI 1-25				RPI 26-50				RPI 51-100 Team's RPI: 88				RPI 101+			
RPI	S	Opponent	Score	RPI	S	Opponent	Score	RPI	S	Opponent	Score	RPI	S	Opponent	Score
6	A	Washington	63 94	26	A	Arizona St.	49 68	52	A	Utah	61 55	114	A	Saint Louis	70 73
6	H	Washington	44 87	26	H	Arizona St.	58 61	54	H	Southern California	74 57	115	A	Arizona	55 56
10	A	Oregon St.	58 80	36	A	Oregon	75 59	63	A	Gonzaga	61 79	115	H	Arizona	62 70
11	H	Stanford	54 76					67	H	California	84 79	123	H	St. Mary's (CA)	85 69
12	H	UCLA	82 73					78	H	Oklahoma St.	72 79	158	H	San Francisco	73 35
15	A	Kentucky	67 69					81	A	Colorado	58 70	200	N	Nebraska	79 65
17	N	Maryland	69 79					89	H	Boise St.	73 77	212	H	Loyola Marymount	92 45
												232	H	San Diego	83 73
LAST 12 Division I GAMES:															
115	H	Arizona	62 70	6	H	Washington	44 87								
26	H	Arizona St.	58 61	115	A	Arizona	55 56								
52	A	Utah	61 55	26	A	Arizona St.	49 68								
81	A	Colorado	58 70	54	H	Southern California	74 57								
67	H	California	84 79	12	H	UCLA	82 73								
11	H	Stanford	54 76	36	A	Oregon	75 59								

Non-Div I Games:

Washington St.

Average RPI Win:	282	WON-LOST	WINNING	LAST 10	STRENGTH OF	OPP. STRENGTH	TEAM	ADJ.	CONF.	ADJ CONF.
Average RPI Loss:	121	RECORD	PCT. RANK	GAMES	SCHEDULE	OF SCHEDULE	RPI	RPI	RPI	RPI
DIV. I ONLY	10- 11	190	5- 5	241	216	214	214	19	19	
DIV. I NON-CONF.	4- 5	198	0- 0	294	189	221	221	18	18	
TOTALS	RPI 1-25	RPI 26-50	W-L RECORDS	RPI 51-100	RPI 101-150	RPI 150+				
10- 11	0- 0	0- 0	OVERALL	0- 3	0- 5	10- 3				
5- 5	0- 0	0- 0	HOME	0- 1	0- 2	5- 2				
5- 5	0- 0	0- 0	AWAY	0- 2	0- 2	5- 1				
0- 1	0- 0	0- 0	NEUTRAL	0- 0	0- 1	0- 0				
4- 5	0- 0	0- 0	NON-CONFERENCE	0- 2	0- 1	4- 2				
1- 2	0- 0	0- 0	HOME	0- 0	0- 0	1- 2				
3- 2	0- 0	0- 0	AWAY	0- 2	0- 0	3- 0				
0- 1	0- 0	0- 0	NEUTRAL	0- 0	0- 1	0- 0				
6- 6	0- 0	0- 0	CONFERENCE	0- 1	0- 4	6- 1				
4- 3	0- 0	0- 0	HOME	0- 1	0- 2	4- 0				
2- 3	0- 0	0- 0	AWAY	0- 0	0- 2	2- 1				
0- 0	0- 0	0- 0	NEUTRAL	0- 0	0- 0	0- 0				

RPI 1-25				RPI 26-50				RPI 51-100				RPI 101+ Team's RPI: 214					
RPI	S	Opponent	Score	RPI	S	Opponent	Score	RPI	S	Opponent	Score	RPI	S	Opponent	Score		
								52	A	Utah	52	71	113	H	Northern Colo.	79	88
								70	H	Montana St.	68	83	119	N	Stetson	68	70
								92	A	BYU	64	73	124	A	Idaho	77	95
													126	A	Eastern Wash.	85	99
													135	H	North Dakota	65	70
													157	H	Fresno St.	57	60
													166	H	CSUN	78	89
													176	A	Idaho St.	52	57
													176	H	Idaho St.	50	43
													255	H	Portland St.	85	75
													268	H	Portland	76	37
													280	A	FIU	64	61
													284	H	Sacramento St.	66	60
													286	A	Southern Utah	73	68
													305	A	Northern Ariz.	75	64
													311	A	Air Force	76	61
													326	H	Montana	74	58
													328	A	Utah Valley	64	61
LAST 12 Division I GAMES:																	
255	H	Portland St.	85	75	135	H	North Dakota	65	70								
284	H	Sacramento St.	66	60	126	A	Eastern Wash.	85	99								
305	A	Northern Ariz.	75	64	124	A	Idaho	77	95								
286	A	Southern Utah	73	68	176	H	Idaho St.	50	43								
176	A	Idaho St.	52	57	326	H	Montana	74	58								
113	H	Northern Colo.	79	88	70	H	Montana St.	68	83								

Non-Div I Games: Cal St. San B'dino 75 69 Westminster (UT) 81 68

Weber St.

■ Loss,
 ■ Non-Conf,
 ■ S Site,
 ■ Home
 ■ A Away
 N Neutral

Average RPI Win:	189	WON-LOST	WINNING	LAST 10	STRENGTH OF	OPP. STRENGTH	TEAM	ADJ.	CONF.	ADJ CONF.
Average RPI Loss:	29	RECORD	PCT. RANK	GAMES	SCHEDULE	OF SCHEDULE	RPI	RPI	RPI	RPI
DIV. I ONLY	17- 8	77	4- 6	68	65	56	56	4	4	
DIV. I NON-CONF.	12- 0	1	0- 0	279	313	58	58	3	3	
TOTALS	RPI 1-25	RPI 26-50	W-L RECORDS	RPI 51-100	RPI 101-150	RPI 150+				
17- 8	1- 6	1- 0	OVERALL	2- 2	4- 0	9- 0				
12- 3	1- 2	0- 0	HOME	2- 1	1- 0	8- 0				
2- 5	0- 4	0- 0	AWAY	0- 1	2- 0	0- 0				
3- 0	0- 0	1- 0	NEUTRAL	0- 0	1- 0	1- 0				
12- 0	0- 0	1- 0	NON-CONFERENCE	0- 0	2- 0	9- 0				
9- 0	0- 0	0- 0	HOME	0- 0	1- 0	8- 0				
0- 0	0- 0	0- 0	AWAY	0- 0	0- 0	0- 0				
3- 0	0- 0	1- 0	NEUTRAL	0- 0	1- 0	1- 0				
5- 8	1- 6	0- 0	CONFERENCE	2- 2	2- 0	0- 0				
3- 3	1- 2	0- 0	HOME	2- 1	0- 0	0- 0				
2- 5	0- 4	0- 0	AWAY	0- 1	2- 0	0- 0				
0- 0	0- 0	0- 0	NEUTRAL	0- 0	0- 0	0- 0				

RPI 1-25				RPI 26-50				RPI 51-100				RPI 101+			
RPI	S	Opponent	Score	RPI	S	Opponent	Score	RPI	S	Opponent	Score	RPI	S	Opponent	Score
7	A	Baylor	73 79	35	N	Auburn	56 52	76	H	Iowa St.	55 80	110	H	Ole Miss	66 61
7	H	Baylor	56 91					78	H	Oklahoma St.	79 53	121	A	TCU	83 61
8	A	Texas	54 69					85	A	Texas Tech	66 75	144	N	East Carolina	79 47
8	H	Texas	63 73					85	H	Texas Tech	89 79	147	A	Kansas	62 51
18	A	Oklahoma	87 90									192	H	Morehead St.	94 53
18	H	Oklahoma	83 73									228	H	Howard	95 49
21	A	Kansas St.	71 86									250	H	Charleston So.	88 38
												271	H	High Point	82 59
												273	N	N.C. A&T	80 64
												300	H	Coppin St.	69 39
												306	H	Mt. St. Mary's	77 45
												323	H	USC Upstate	91 33
												336	H	Longwood	107 40
LAST 12 Division I GAMES:															
78	H	Oklahoma St.	79 53	147	A	Kansas	62 51								
18	A	Oklahoma	87 90	8	H	Texas	63 73								
76	H	Iowa St.	55 80	85	A	Texas Tech	66 75								
8	A	Texas	54 69	18	H	Oklahoma	83 73								
85	H	Texas Tech	89 79	7	H	Baylor	56 91								
7	A	Baylor	73 79	21	A	Kansas St.	71 86								

Non-Div I Games:

West Virginia

■ Loss,
 ■ Non-Conf,
 ■ S Site,
 ■ H Home
 ■ A Away
 N Neutral

Average RPI Win:	275	WON-LOST	WINNING	LAST 10	STRENGTH OF	OPP. STRENGTH	TEAM	ADJ.	CONF.	ADJ CONF.
Average RPI Loss:	172	RECORD	PCT. RANK	GAMES	SCHEDULE	OF SCHEDULE	RPI	RPI	RPI	RPI
DIV. I ONLY	6- 19	302	2- 8	175	286	288	288	17	17	
DIV. I NON-CONF.	4- 10	259	1- 0	179	305	257	257	20	20	
TOTALS	RPI 1-25	RPI 26-50	W-L RECORDS	RPI 51-100	RPI 101-150	RPI 150+				
6- 19	0- 1	0- 0	OVERALL	0- 2	0- 5	6- 11				
4- 5	0- 0	0- 0	HOME	0- 0	0- 1	4- 4				
2- 12	0- 1	0- 0	AWAY	0- 2	0- 3	2- 6				
0- 2	0- 0	0- 0	NEUTRAL	0- 0	0- 1	0- 1				
4- 10	0- 1	0- 0	NON-CONFERENCE	0- 1	0- 3	4- 5				
2- 3	0- 0	0- 0	HOME	0- 0	0- 0	2- 3				
2- 5	0- 1	0- 0	AWAY	0- 1	0- 2	2- 1				
0- 2	0- 0	0- 0	NEUTRAL	0- 0	0- 1	0- 1				
2- 9	0- 0	0- 0	CONFERENCE	0- 1	0- 2	2- 6				
2- 2	0- 0	0- 0	HOME	0- 0	0- 1	2- 1				
0- 7	0- 0	0- 0	AWAY	0- 1	0- 1	0- 5				
0- 0	0- 0	0- 0	NEUTRAL	0- 0	0- 0	0- 0				

RPI 1-25				RPI 26-50				RPI 51-100				RPI 101+ Team's RPI: 288			
RPI	S	Opponent	Score	RPI	S	Opponent	Score	RPI	S	Opponent	Score	RPI	S	Opponent	Score
5	A	Florida St.	41 90					77	A	Chattanooga	46 67	101	A	Mercer	53 84
								90	A	Georgia	43 78	101	H	Mercer	57 59
												103	A	Clemson	63 78
												112	N	Duquesne	50 65
												137	A	Radford	39 67
												158	N	San Francisco	52 73
												190	A	ETSU	57 76
												208	H	Campbell	48 50
												224	A	UNCG	45 62
												234	A	UNC Asheville	53 62
												239	A	Samford	50 51
												239	H	Samford	42 49
												241	A	Furman	44 73
												241	H	Furman	75 72
												242	A	Wofford	59 68
												242	H	Wofford	69 66
												250	H	Charleston So.	58 53
												252	H	UT Martin	72 84
												271	H	High Point	73 64
												304	A	Eastern Ky.	72 61
												307	H	Gardner-Webb	60 68
												341	A	Florida A&M	62 61
LAST 12 Division I GAMES:															
239	A	Samford	50 51	77	A	Chattanooga	46 67								
101	A	Mercer	53 84	101	H	Mercer	57 59								
242	H	Wofford	69 66	239	H	Samford	42 49								
241	H	Furman	75 72	241	A	Furman	44 73								
224	A	UNCG	45 62	242	A	Wofford	59 68								
190	A	ETSU	57 76	250	H	Charleston So.	58 53								

Non-Div I Games: North Greenville 95 48

Western Caro.

Average RPI Win:	236	WON-LOST	WINNING	LAST 10	STRENGTH OF	OPP. STRENGTH	TEAM	ADJ.	CONF.	ADJ CONF.
Average RPI Loss:	67	RECORD	PCT. RANK	GAMES	SCHEDULE	OF SCHEDULE	RPI	RPI	RPI	RPI
DIV. I ONLY	18- 6	43	8- 2	274	139	95	95	11	11	
DIV. I NON-CONF.	8- 3	67	0- 0	292	209	103	103	10	10	
TOTALS	RPI 1-25	RPI 26-50	W-L RECORDS	RPI 51-100	RPI 101-150	RPI 150+				
18- 6	0- 0	0- 3	OVERALL	2- 2	2- 0	14- 1				
8- 1	0- 0	0- 0	HOME	1- 1	1- 0	6- 0				
10- 5	0- 0	0- 0	AWAY	1- 0	1- 0	8- 0				
0- 0	0- 0	0- 0	NEUTRAL	0- 0	0- 0	0- 0				
8- 3	0- 0	0- 2	NON-CONFERENCE	1- 0	0- 0	7- 1				
4- 0	0- 0	0- 0	HOME	1- 0	0- 0	3- 0				
4- 3	0- 0	0- 2	AWAY	0- 0	0- 0	4- 1				
0- 0	0- 0	0- 0	NEUTRAL	0- 0	0- 0	0- 0				
10- 3	0- 0	0- 1	CONFERENCE	1- 2	2- 0	7- 0				
4- 1	0- 0	0- 0	HOME	0- 1	1- 0	3- 0				
6- 2	0- 0	0- 1	AWAY	1- 1	1- 0	4- 0				
0- 0	0- 0	0- 0	NEUTRAL	0- 0	0- 0	0- 0				

RPI S	Opponent	Score	RPI S	Opponent	Score	RPI S	Opponent	Score	RPI S	Opponent	Score
29	A Missouri	68 71	61	A IUPUI	52 66	150	A Oral Roberts	76 62			
37	A South Dakota St.	58 73	61	H IUPUI	72 76	150	H Oral Roberts	76 72			
42	A Marquette	61 77	69	A South Dakota	86 78	154	A Omaha	78 74			
			82	H Northern Ill.	83 79	154	H Omaha	80 63			
						171	A Milwaukee	68 76			
						215	H Bradley	91 77			
						221	A SIUE	76 74			
						269	A Southeast Mo. St.	100 87			
						295	A Denver	80 68			
						295	H Denver	87 62			
						297	A North Dakota St.	87 60			
						297	H North Dakota St.	110 81			
						310	H Eastern Ill.	83 62			
						314	H Illinois St.	80 50			
						318	A UMKC	78 65			
						324	A Fort Wayne	75 53			
						333	A Chicago St.	54 50			
LAST 12 Division I GAMES:											
295	A Denver	80 68	37	A South Dakota St.	58 73						
297	A North Dakota St.	87 60	297	H North Dakota St.	110 81						
154	H Omaha	80 63	154	A Omaha	78 74						
150	A Oral Roberts	76 62	150	H Oral Roberts	76 72						
69	A South Dakota	86 78	295	H Denver	87 62						
61	H IUPUI	72 76	61	A IUPUI	52 66						

Non-Div I Games: Graceland (IA) 118 40 Monmouth (IL) 113 29

Western Ill.

Loss, Non-Conf, S Site, H Home A Away N Neutral

Average RPI Win:	209	WON-LOST	WINNING	LAST 10	STRENGTH OF	OPP. STRENGTH	TEAM	ADJ.	CONF.	ADJ CONF.
Average RPI Loss:	74	RECORD	PCT. RANK	GAMES	SCHEDULE	OF SCHEDULE	RPI	RPI	RPI	RPI
DIV. I ONLY	18- 6	43	4- 0	161	134	79	79	15	15	
DIV. I NON-CONF.	8- 4	97	1- 0	135	116	100	100	16	16	
TOTALS	RPI 1-25	RPI 26-50	W-L RECORDS	RPI 51-100	RPI 101-150	RPI 150+				
18- 6	0- 2	1- 1	OVERALL	1- 1	4- 1	12- 1				
12- 1	0- 0	1- 0	HOME	1- 1	2- 0	8- 0				
5- 3	0- 1	0- 0	AWAY	0- 0	1- 1	4- 1				
1- 2	0- 1	0- 1	NEUTRAL	0- 0	1- 0	0- 0				
8- 4	0- 2	1- 1	NON-CONFERENCE	0- 1	2- 0	5- 0				
5- 1	0- 0	1- 0	HOME	0- 1	1- 0	3- 0				
2- 1	0- 1	0- 0	AWAY	0- 0	0- 0	2- 0				
1- 2	0- 1	0- 1	NEUTRAL	0- 0	1- 0	0- 0				
10- 2	0- 0	0- 0	CONFERENCE	1- 0	2- 1	7- 1				
7- 0	0- 0	0- 0	HOME	1- 0	1- 0	5- 0				
3- 2	0- 0	0- 0	AWAY	0- 0	1- 1	2- 1				
0- 0	0- 0	0- 0	NEUTRAL	0- 0	0- 0	0- 0				

RPI 1-25				RPI 26-50				RPI 51-100 Team's RPI: 79				RPI 101+			
RPI	S	Opponent	Score	RPI	S	Opponent	Score	RPI	S	Opponent	Score	RPI	S	Opponent	Score
13	A	Louisville	61 68	44	H	Indiana	85 74	64	H	Middle Tenn.	66 51	104	A	Charlotte	85 89
19	N	DePaul	69 77	48	N	George Washington	49 68	97	H	UT Arlington	68 71	107	N	Kent St.	79 73
												120	H	Southern Miss.	79 53
												132	A	Old Dominion	67 62
												146	H	Ball St.	68 61
												156	H	Louisiana Tech	67 58
												161	A	UTSA	77 80
												184	H	UAB	60 48
												204	H	Col. of Charleston	89 76
												244	A	Austin Peay	85 65
												254	A	Marshall	78 64
												254	H	Marshall	73 57
												280	H	FIU	90 38
												291	A	UTEP	71 54
												303	H	Lipscomb	87 35
												304	A	Eastern Ky.	90 63
												330	H	Fla. Atlantic	76 55
												349	H	Alabama A&M	96 32
LAST 12 Division I GAMES:															
107	N	Kent St.	79 73	254	H	Marshall	73 57	64	H	Middle Tenn.	66 51				
254	A	Marshall	78 64	184	H	UAB	60 48	132	A	Old Dominion	67 62				
120	H	Southern Miss.	79 53	104	A	Charlotte	85 89								
156	H	Louisiana Tech	67 58	280	H	FIU	90 38								
161	A	UTSA	77 80												
291	A	UTEP	71 54												

Non-Div I Games:

Western Ky.

Average RPI Win:	268	WON-LOST	WINNING	LAST 10	STRENGTH OF	OPP. STRENGTH	TEAM	ADJ.	CONF.	ADJ CONF.
Average RPI Loss:	75	RECORD	PCT. RANK	GAMES	SCHEDULE	OF SCHEDULE	RPI	RPI	RPI	RPI
DIV. I ONLY	14- 9	110	3- 7	302	120	172	172	10	10	
DIV. I NON-CONF.	9- 2	37	0- 0	348	170	179	179	11	11	
TOTALS	RPI 1-25	RPI 26-50	W-L RECORDS	RPI 51-100	RPI 101-150	RPI 150+				
14- 9	0- 0	0- 2	OVERALL	0- 5	1- 2	13- 0				
6- 4	0- 0	0- 0	HOME	0- 3	0- 1	6- 0				
7- 5	0- 0	0- 0	AWAY	0- 1	1- 0	6- 0				
1- 0	0- 0	0- 0	NEUTRAL	0- 0	0- 0	1- 0				
9- 2	0- 0	0- 1	NON-CONFERENCE	0- 1	1- 0	8- 0				
4- 1	0- 0	0- 0	HOME	0- 1	0- 0	4- 0				
4- 1	0- 0	0- 1	AWAY	0- 0	1- 0	3- 0				
1- 0	0- 0	0- 0	NEUTRAL	0- 0	0- 0	1- 0				
5- 7	0- 0	0- 1	CONFERENCE	0- 4	0- 2	5- 0				
2- 3	0- 0	0- 0	HOME	0- 2	0- 1	2- 0				
3- 4	0- 0	0- 1	AWAY	0- 2	0- 1	3- 0				
0- 0	0- 0	0- 0	NEUTRAL	0- 0	0- 0	0- 0				

RPI S	Opponent	Score	RPI S	Opponent	Score	RPI S	Opponent	Score	RPI S	Opponent	Score	Team's RPI: 172
31	A Michigan	40 66	53	H Michigan St.	64 68	107	H Kent St.	67 71				
40	A Ohio	67 80	60	A Central Mich.	83 94	139	A Detroit	75 65				
			72	H Buffalo	47 62	146	A Ball St.	56 61				
			82	A Northern Ill.	62 67	213	A Miami (OH)	85 60				
			84	H Toledo	66 72	215	H Bradley	83 64				
						226	A Akron	73 57				
						226	H Akron	73 60				
						265	H Bowling Green	75 58				
						287	H Davidson	76 63				
						289	A Eastern Mich.	76 67				
						297	A North Dakota St.	68 63				
						304	N Eastern Ky.	74 59				
						318	A UMKC	66 54				
						320	H Loyola Chicago	65 53				
						324	H Fort Wayne	61 35				
						333	A Chicago St.	64 51				
LAST 12 Division I GAMES:												
60	A Central Mich.	83 94	107	H Kent St.	67 71							
84	H Toledo	66 72	289	A Eastern Mich.	76 67							
82	A Northern Ill.	62 67	265	H Bowling Green	75 58							
72	H Buffalo	47 62	146	A Ball St.	56 61							
40	A Ohio	67 80	213	A Miami (OH)	85 60							
226	A Akron	73 57	226	H Akron	73 60							

Non-Div I Games:

Western Mich.

■ Loss,
■ Non-Conf,
■ S Site,
■ H Home
■ A Away
N Neutral

Average RPI Win:	235	WON-LOST	WINNING	LAST 10	STRENGTH OF	OPP. STRENGTH	TEAM	ADJ.	CONF.	ADJ CONF.
Average RPI Loss:	111	RECORD	PCT. RANK	GAMES	SCHEDULE	OF SCHEDULE	RPI	RPI	RPI	RPI
DIV. I ONLY	11- 12	185	6- 4	193	117	205	205	16	16	
DIV. I NON-CONF.	5- 6	186	0- 0	127	45	186	186	14	14	
TOTALS	RPI 1-25	RPI 26-50	W-L RECORDS	RPI 51-100	RPI 101-150	RPI 150+				
11- 12	1- 1	0- 3	OVERALL	0- 3	1- 2	9- 3				
7- 6	1- 0	0- 2	HOME	0- 1	1- 1	5- 2				
3- 4	0- 0	0- 1	AWAY	0- 1	0- 1	3- 1				
1- 2	0- 1	0- 0	NEUTRAL	0- 1	0- 0	1- 0				
5- 6	1- 1	0- 2	NON-CONFERENCE	0- 2	1- 0	3- 1				
4- 2	1- 0	0- 1	HOME	0- 0	1- 0	2- 1				
0- 2	0- 0	0- 1	AWAY	0- 1	0- 0	0- 0				
1- 2	0- 1	0- 0	NEUTRAL	0- 1	0- 0	1- 0				
6- 6	0- 0	0- 1	CONFERENCE	0- 1	0- 2	6- 2				
3- 4	0- 0	0- 1	HOME	0- 1	0- 1	3- 1				
3- 2	0- 0	0- 0	AWAY	0- 0	0- 1	3- 1				
0- 0	0- 0	0- 0	NEUTRAL	0- 0	0- 0	0- 0				

RPI 1-25				RPI 26-50				RPI 51-100				RPI 101+ Team's RPI: 205			
RPI	S	Opponent	Score	RPI	S	Opponent	Score	RPI	S	Opponent	Score	RPI	S	Opponent	Score
11	N	Stanford	39 87	29	A	Missouri	57 64	65	H	UNI	61 63	122	H	Abilene Christian	81 62
22	H	Creighton	62 54	37	H	South Dakota St.	58 78	97	A	UT Arlington	70 74	150	A	Missouri St.	62 73
				38	H	Drake	78 83	98	N	Purdue	49 86	150	H	Missouri St.	60 65
												167	A	Southern Ill.	54 77
												167	H	Southern Ill.	58 61
												180	N	Northeastern	87 73
												201	A	Indiana St.	56 42
												215	H	Bradley	65 54
												276	A	Evansville	74 67
												276	H	Evansville	69 68
												314	H	Illinois St.	67 45
												318	H	UMKC	54 56
												320	A	Loyola Chicago	83 64
												322	H	Arkansas St.	69 51
												334	H	Incarinate Word	73 63
LAST 12 Division I GAMES:															
167	H	Southern Ill.	58 61	215	H	Bradley	65 54								
276	H	Evansville	69 68	276	A	Evansville	74 67								
150	H	Missouri St.	60 65	167	A	Southern Ill.	54 77								
320	A	Loyola Chicago	83 64	150	A	Missouri St.	62 73								
201	A	Indiana St.	56 42	65	H	UNI	61 63								
314	H	Illinois St.	67 45	38	H	Drake	78 83								

Non-Div I Games:

Wichita St.

■ Loss,
 ■ Non-Conf,
 ■ S Site,
 ■ H Home
 ■ A Away
 N Neutral

William & Mary

Through Games Of Feb. 12, 2017

Average RPI Win:	216	WON-LOST	WINNING	LAST 10	STRENGTH OF	OPP. STRENGTH	TEAM	ADJ.	CONF.	ADJ CONF.
Average RPI Loss:	114	RECORD	PCT. RANK	GAMES	SCHEDULE	OF SCHEDULE	RPI	RPI	RPI	RPI
DIV. I ONLY	16- 8	84	4- 6	215	131	128	128	8	8	
DIV. I NON-CONF.	10- 1	16	0- 0	285	303	91	91	8	8	
TOTALS	RPI 1-25	RPI 26-50	W-L RECORDS	RPI 51-100	RPI 101-150	RPI 150+				
16- 8	0- 0	0- 2	OVERALL	0- 2	3- 1	13- 3				
9- 4	0- 0	0- 2	HOME	0- 1	1- 1	8- 0				
7- 4	0- 0	0- 0	AWAY	0- 1	2- 0	5- 3				
0- 0	0- 0	0- 0	NEUTRAL	0- 0	0- 0	0- 0				
10- 1	0- 0	0- 0	NON-CONFERENCE	0- 1	2- 0	8- 0				
6- 1	0- 0	0- 0	HOME	0- 1	1- 0	5- 0				
4- 0	0- 0	0- 0	AWAY	0- 0	1- 0	3- 0				
0- 0	0- 0	0- 0	NEUTRAL	0- 0	0- 0	0- 0				
6- 7	0- 0	0- 2	CONFERENCE	0- 1	1- 1	5- 3				
3- 3	0- 0	0- 2	HOME	0- 0	0- 1	3- 0				
3- 4	0- 0	0- 0	AWAY	0- 1	1- 0	2- 3				
0- 0	0- 0	0- 0	NEUTRAL	0- 0	0- 0	0- 0				

RPI S	Opponent	Score	RPI S	Opponent	Score	RPI S	Opponent	Score	RPI S	Opponent	Score	Team's RPI: 128
32	H Elon	58 60	39	H James Madison	64 79	68	A Drexel	48 65	117	A Delaware	60 49	
						73	H St. John's (NY)	57 73	117	H Delaware	54 68	
									132	A Old Dominion	69 58	
									144	H East Carolina	82 72	
									180	A Northeastern	68 54	
									180	H Northeastern	60 58	
									188	A American	48 34	
									189	A Hofstra	61 64	
									189	H Hofstra	81 65	
									191	A Towson	60 64	
									191	H Towson	68 55	
									204	A Col. of Charleston	60 70	
									206	A UNCW	57 43	
									229	H Richmond	67 39	
									230	H Saint Francis (PA)	73 60	
									231	H Dartmouth	63 50	
									256	A Norfolk St.	65 52	
									306	H Mt. St. Mary's	68 46	
									323	A USC Upstate	49 46	
									347	H Delaware St.	82 48	
LAST 12 Division I GAMES:												
191	H Towson	68 55	117	H Delaware	54 68							
68	A Drexel	48 65	32	H Elon	58 60							
189	H Hofstra	81 65	191	A Towson	60 64							
189	A Hofstra	61 64	206	A UNCW	57 43							
180	A Northeastern	68 54	180	H Northeastern	60 58							
39	H James Madison	64 79	204	A Col. of Charleston	60 70							

Non-Div I Games:

William & Mary

Loss, Non-Conf, S Site, H Home A Away N Neutral

Average RPI Win:	336	WON-LOST	WINNING	LAST 10	STRENGTH OF	OPP. STRENGTH	TEAM	ADJ.	CONF.	ADJ CONF.
Average RPI Loss:	185	RECORD	PCT. RANK	GAMES	SCHEDULE	OF SCHEDULE	RPI	RPI	RPI	RPI
DIV. I ONLY	1- 22	347	1- 9	170	296	329	329	28	28	
DIV. I NON-CONF.	0- 11	335	0- 0	31	174	284	284	28	28	
TOTALS	RPI 1-25	RPI 26-50	W-L RECORDS	RPI 51-100	RPI 101-150	RPI 150+				
1- 22	0- 2	0- 2	OVERALL	0- 1	0- 3	1- 14				
1- 10	0- 0	0- 0	HOME	0- 0	0- 2	1- 8				
0- 9	0- 1	0- 1	AWAY	0- 0	0- 1	0- 6				
0- 3	0- 1	0- 1	NEUTRAL	0- 1	0- 0	0- 0				
0- 11	0- 2	0- 2	NON-CONFERENCE	0- 1	0- 1	0- 5				
0- 5	0- 0	0- 0	HOME	0- 0	0- 1	0- 4				
0- 3	0- 1	0- 1	AWAY	0- 0	0- 0	0- 1				
0- 3	0- 1	0- 1	NEUTRAL	0- 1	0- 0	0- 0				
1- 11	0- 0	0- 0	CONFERENCE	0- 0	0- 2	1- 9				
1- 5	0- 0	0- 0	HOME	0- 0	0- 1	1- 4				
0- 6	0- 0	0- 0	AWAY	0- 0	0- 1	0- 5				
0- 0	0- 0	0- 0	NEUTRAL	0- 0	0- 0	0- 0				

RPI S	Opponent	Score	RPI S	Opponent	Score	RPI S	Opponent	Score	RPI S	Opponent	Score	Team's RPI: 329
5 N	Florida St.	35 98	27 A	Ohio St.	48 88	63 N	Gonzaga	41 71	101 H	Mercer	48 71	
7 A	Baylor	32 140	31 N	Michigan	39 76				137 A	Radford	49 74	
									137 H	Radford	50 60	
									190 A	ETSU	45 62	
									204 H	Col. of Charleston	64 95	
									208 A	Campbell	32 61	
									223 H	Presbyterian	39 78	
									226 H	Akron	59 80	
									234 H	UNC Asheville	53 68	
									248 A	Liberty	51 80	
									250 A	Charleston So.	52 71	
									257 H	Tennessee Tech	50 73	
									271 A	High Point	43 88	
									271 H	High Point	57 70	
									307 H	Gardner-Webb	54 89	
									336 A	Longwood	78 83	
									336 H	Longwood	78 72	
									344 H	South Carolina St.	55 63	
LAST 12 Division I GAMES:												
336 A	Longwood	78 83	223 H	Presbyterian	39 78							
271 H	High Point	57 70	208 A	Campbell	32 61							
137 A	Radford	49 74	250 A	Charleston So.	52 71							
307 H	Gardner-Webb	54 89	234 H	UNC Asheville	53 68							
248 A	Liberty	51 80	137 H	Radford	50 60							
336 H	Longwood	78 72	271 A	High Point	43 88							

Non-Div I Games: N.C. Wesleyan 89 40

Winthrop

■ Loss,
 ■ Non-Conf, S Site,
 ■ Home
 ■ Away
 N Neutral

Average RPI Win:	226	WON-LOST	WINNING	LAST 10	STRENGTH OF	OPP. STRENGTH	TEAM	ADJ.	CONF.	ADJ CONF.
Average RPI Loss:	89	RECORD	PCT. RANK	GAMES	SCHEDULE	OF SCHEDULE	RPI	RPI	RPI	RPI
DIV. I ONLY	6- 19	302	1- 9	55	91	207	207	6	6	
DIV. I NON-CONF.	5- 8	218	0- 0	109	242	199	199	6	6	
TOTALS	RPI 1-25	RPI 26-50	W-L RECORDS	RPI 51-100	RPI 101-150	RPI 150+				
6- 19	0- 0	1- 6	OVERALL	0- 6	0- 3	5- 4				
3- 10	0- 0	0- 4	HOME	0- 3	0- 1	3- 2				
2- 8	0- 0	1- 2	AWAY	0- 3	0- 1	1- 2				
1- 1	0- 0	0- 0	NEUTRAL	0- 0	0- 1	1- 0				
5- 8	0- 0	1- 1	NON-CONFERENCE	0- 1	0- 3	4- 3				
2- 5	0- 0	0- 1	HOME	0- 1	0- 1	2- 2				
2- 2	0- 0	1- 0	AWAY	0- 0	0- 1	1- 1				
1- 1	0- 0	0- 0	NEUTRAL	0- 0	0- 1	1- 0				
1- 11	0- 0	0- 5	CONFERENCE	0- 5	0- 0	1- 1				
1- 5	0- 0	0- 3	HOME	0- 2	0- 0	1- 0				
0- 6	0- 0	0- 2	AWAY	0- 3	0- 0	0- 1				
0- 0	0- 0	0- 0	NEUTRAL	0- 0	0- 0	0- 0				

RPI S	Opponent	Score	RPI S	Opponent	Score	RPI S	Opponent	Score	RPI S	Opponent	Score	Team's RPI: 207
27	A Ohio St.	61 70	27	H Ohio St.	68 96	51	A Northwestern	43 63	104	A Charlotte	48 63	
31	A Michigan	66 75	31	H Michigan	56 73	53	H Michigan St.	57 81	108	H North Carolina	59 72	
34	A Green Bay	54 53	34	H Green Bay	54 53	57	H Dayton	64 83	110	N Ole Miss	44 69	
42	H Marquette	75 81	42	H Marquette	75 81	62	A Minnesota	60 88	171	A Milwaukee	63 80	
44	H Indiana	54 78	44	H Indiana	54 78	80	A Penn St.	46 76	176	H Idaho St.	35 42	
						98	H Purdue	57 79	193	A Rutgers	52 68	
									200	H Nebraska	82 56	
									230	H Saint Francis (PA)	100 103	
									236	H Butler	60 55	
									270	N Tennessee St.	80 70	
									299	H Mississippi Val.	103 61	
									314	A Illinois St.	64 46	
LAST 12 Division I GAMES:												
31	A Michigan	66 75	27	A Ohio St.	61 70							
200	H Nebraska	82 56	80	A Penn St.	46 76							
27	H Ohio St.	68 96	98	H Purdue	57 79							
51	A Northwestern	43 63	62	A Minnesota	60 88							
44	H Indiana	54 78	193	A Rutgers	52 68							
53	H Michigan St.	57 81	31	H Michigan	56 73							

Non-Div I Games:

Wisconsin

■ Loss,
 ■ Non-Conf,
 ■ S Site,
 ■ H Home
 ■ A Away
 N Neutral

Average RPI Win: 279	WON-LOST	WINNING	LAST 10	STRENGTH OF	OPP. STRENGTH	TEAM	ADJ.	CONF.	ADJ CONF.
Average RPI Loss: 166	RECORD	PCT. RANK	GAMES	SCHEDULE	OF SCHEDULE	RPI	RPI	RPI	RPI
DIV. I ONLY	10- 13	211	1- 8	310	263	242	242	17	17
DIV. I NON-CONF.	8- 5	124	1- 0	313	299	174	174	20	20
<hr/>									
TOTALS	RPI 1-25	RPI 26-50	W-L RECORDS	RPI 51-100	RPI 101-150	RPI 150+			
10- 13	0- 0	0- 1	OVERALL	0- 3	0- 1	10- 8			
5- 3	0- 0	0- 0	HOME	0- 1	0- 0	5- 2			
5- 8	0- 0	0- 1	AWAY	0- 0	0- 1	5- 6			
0- 2	0- 0	0- 0	NEUTRAL	0- 2	0- 0	0- 0			
8- 5	0- 0	0- 1	NON-CONFERENCE	0- 2	0- 0	8- 2			
3- 0	0- 0	0- 0	HOME	0- 0	0- 0	3- 0			
5- 3	0- 0	0- 1	AWAY	0- 0	0- 0	5- 2			
0- 2	0- 0	0- 0	NEUTRAL	0- 2	0- 0	0- 0			
2- 8	0- 0	0- 0	CONFERENCE	0- 1	0- 1	2- 6			
2- 3	0- 0	0- 0	HOME	0- 1	0- 0	2- 2			
0- 5	0- 0	0- 0	AWAY	0- 0	0- 1	0- 4			
0- 0	0- 0	0- 0	NEUTRAL	0- 0	0- 0	0- 0			

RPI 1-25				RPI 26-50				RPI 51-100				RPI 101+				Team's RPI: 242
RPI	S	Opponent	Score	RPI	S	Opponent	Score	RPI	S	Opponent	Score	RPI	S	Opponent	Score	
				30	A	North Carolina St.	40 80	58	N	Florida	51 74	101	A	Mercer	39 54	
								77	H	Chattanooga	61 71	154	A	Omaha	64 89	
								86	N	Jacksonville	60 66	190	H	ETSU	69 77	
												206	A	UNCW	71 67	
												224	A	UNCG	61 67	
												224	H	UNCG	54 48	
												234	A	UNC Asheville	65 84	
												239	A	Samford	54 57	
												241	A	Furman	60 65	
												241	H	Furman	49 69	
												250	A	Charleston So.	59 45	
												274	A	North Florida	79 60	
												277	H	Coastal Caro.	67 62	
												278	A	Kennesaw St.	78 49	
												288	A	Western Caro.	66 69	
												288	H	Western Caro.	68 59	
												307	H	Gardner-Webb	75 66	
												343	A	N.C. Central	64 54	
												344	H	South Carolina St.	66 65	
LAST 12 Division I GAMES:																
				241	A	Furman	60 65	239	A	Samford	54 57					
				288	A	Western Caro.	66 69	241	H	Furman	49 69					
				224	A	UNCG	61 67	224	H	UNCG	54 48					
				190	H	ETSU	69 77	288	H	Western Caro.	68 59					
				77	H	Chattanooga	61 71	278	A	Kennesaw St.	78 49					
				101	A	Mercer	39 54	86	N	Jacksonville	60 66					

Non-Div I Games: Montreat 71 30 Erskine 116 74

Wofford

Loss, Non-Conf, S Site, H Home A Away N Neutral

Average RPI Win:	262	WON-LOST	WINNING	LAST 10	STRENGTH OF	OPP. STRENGTH	TEAM	ADJ.	CONF.	ADJ CONF.
Average RPI Loss:	96	RECORD	PCT. RANK	GAMES	SCHEDULE	OF SCHEDULE	RPI	RPI	RPI	RPI
DIV. I ONLY	18- 5	28	10- 0	337	167	149	149	20	20	
DIV. I NON-CONF.	6- 4	126	0- 0	343	98	240	240	21	21	
TOTALS	RPI 1-25	RPI 26-50	W-L RECORDS	RPI 51-100	RPI 101-150	RPI 150+				
18- 5	0- 0	0- 2	OVERALL	0- 0	1- 2	17- 1				
10- 1	0- 0	0- 0	HOME	0- 0	1- 1	9- 0				
8- 2	0- 0	0- 1	AWAY	0- 0	0- 0	8- 1				
0- 2	0- 0	0- 1	NEUTRAL	0- 0	0- 1	0- 0				
6- 4	0- 0	0- 1	NON-CONFERENCE	0- 0	0- 2	6- 1				
3- 1	0- 0	0- 0	HOME	0- 0	0- 1	3- 0				
3- 1	0- 0	0- 0	AWAY	0- 0	0- 0	3- 1				
0- 2	0- 0	0- 1	NEUTRAL	0- 0	0- 1	0- 0				
12- 1	0- 0	0- 1	CONFERENCE	0- 0	1- 0	11- 0				
7- 0	0- 0	0- 0	HOME	0- 0	1- 0	6- 0				
5- 1	0- 0	0- 1	AWAY	0- 0	0- 0	5- 0				
0- 0	0- 0	0- 0	NEUTRAL	0- 0	0- 0	0- 0				

RPI S	Opponent	Score	RPI S	Opponent	Score	RPI S	Opponent	Score	RPI S	Opponent	Score	Team's RPI: 149
34	A Green Bay	41	62	49	N Georgetown	60	67	103	N Clemson	51	75	
								107	H Kent St.	69	79	
								139	H Detroit	77	69	
								165	A Oakland	73	61	
								165	H Oakland	84	66	
								171	A Milwaukee	69	51	
								185	A Illinois	72	76	
								186	H Cleveland St.	84	63	
								213	H Miami (OH)	65	57	
								257	A Tennessee Tech	65	54	
								282	A Northern Ky.	70	63	
								282	H Northern Ky.	67	47	
								304	H Eastern Ky.	85	73	
								310	A Eastern Ill.	71	61	
								312	A Valparaiso	65	52	
								312	H Valparaiso	63	48	
								313	H Youngstown St.	71	58	
								324	H Fort Wayne	62	51	
								325	A Ill.-Chicago	73	54	
								325	H Ill.-Chicago	62	51	
								333	A Chicago St.	71	65	
LAST 12 Division I GAMES:												
325	H Ill.-Chicago	62	51	325	A Ill.-Chicago	73	54					
312	H Valparaiso	63	48	165	A Oakland	73	61					
282	H Northern Ky.	67	47	282	A Northern Ky.	70	63					
165	H Oakland	84	66	186	H Cleveland St.	84	63					
139	H Detroit	77	69	313	H Youngstown St.	71	58					
312	A Valparaiso	65	52	34	A Green Bay	41	62					

Non-Div I Games: Grace (IN) 87 56 Cincinnati Christia 85 61

Wright St.

Loss, Non-Conf, S Site, H Home A Away N Neutral

Wyoming

Through Games Of Feb. 12, 2017

Average RPI Win:	220	WON-LOST	WINNING	LAST 10	STRENGTH OF	OPP. STRENGTH	TEAM	ADJ.	CONF.	ADJ CONF.
Average RPI Loss:	91	RECORD	PCT. RANK	GAMES	SCHEDULE	OF SCHEDULE	RPI	RPI	RPI	RPI
DIV. I ONLY	16- 6	57	7- 3	229	128	99	99	13	13	
DIV. I NON-CONF.	6- 3	97	0- 0	265	151	146	146	15	15	
TOTALS	RPI 1-25	RPI 26-50	W-L RECORDS	RPI 51-100	RPI 101-150	RPI 150+				
16- 6	0- 0	0- 1	OVERALL	3- 3	0- 1	13- 1				
11- 1	0- 0	0- 0	HOME	2- 0	0- 1	9- 0				
5- 5	0- 0	0- 1	AWAY	1- 3	0- 0	4- 1				
0- 0	0- 0	0- 0	NEUTRAL	0- 0	0- 0	0- 0				
6- 3	0- 0	0- 1	NON-CONFERENCE	2- 1	0- 1	4- 0				
4- 1	0- 0	0- 0	HOME	1- 0	0- 1	3- 0				
2- 2	0- 0	0- 1	AWAY	1- 1	0- 0	1- 0				
0- 0	0- 0	0- 0	NEUTRAL	0- 0	0- 0	0- 0				
10- 3	0- 0	0- 0	CONFERENCE	1- 2	0- 0	9- 1				
7- 0	0- 0	0- 0	HOME	1- 0	0- 0	6- 0				
3- 3	0- 0	0- 0	AWAY	0- 2	0- 0	3- 1				
0- 0	0- 0	0- 0	NEUTRAL	0- 0	0- 0	0- 0				

RPI 1-25				RPI 26-50				RPI 51-100				Team's RPI: 99	RPI 101+			
RPI	S	Opponent	Score	RPI	S	Opponent	Score	RPI	S	Opponent	Score		RPI	S	Opponent	Score
				38	A	Drake	50 63	53	A	Michigan St.	51 63		124	H	Idaho	71 74
								69	H	South Dakota	69 62		152	H	New Mexico	68 52
								81	A	Colorado	82 75		157	A	Fresno St.	47 52
								83	A	UNLV	46 51		157	H	Fresno St.	70 48
								83	H	UNLV	79 57		177	A	Utah St.	71 48
								89	A	Boise St.	54 64		177	H	Utah St.	59 40
													199	H	San Jose St.	89 60
													272	H	San Diego St.	80 67
													283	A	Nevada	72 59
													286	H	Southern Utah	68 48
													295	H	Denver	59 49
													311	A	Air Force	66 54
													311	H	Air Force	73 41
													326	A	Montana	67 42
													340	H	Cal St. Fullerton	61 26
LAST 12 Division I GAMES:																
				177	H	Utah St.	59 40	152	H	New Mexico	68 52					
				157	A	Fresno St.	47 52	199	H	San Jose St.	89 60					
				311	H	Air Force	73 41	283	A	Nevada	72 59					
				272	H	San Diego St.	80 67	177	A	Utah St.	71 48					
				89	A	Boise St.	54 64	157	H	Fresno St.	70 48					
				83	A	UNLV	46 51	83	H	UNLV	79 57					

Non-Div I Games: Adams St. 79 40 Chadron St. 74 50

Wyoming

■ Loss,
 ■ Non-Conf, S Site,
 ■ Home
 ■ Away
 N Neutral

Average RPI Win:	226	WON-LOST	WINNING	LAST 10	STRENGTH OF	OPP. STRENGTH	TEAM	ADJ.	CONF.	ADJ CONF.
Average RPI Loss:	73	RECORD	PCT. RANK	GAMES	SCHEDULE	OF SCHEDULE	RPI	RPI	RPI	RPI
DIV. I ONLY	11- 14	208	1- 9	115	84	181	181	7	7	
DIV. I NON-CONF.	8- 3	67	0- 0	201	252	110	110	7	7	
TOTALS	RPI 1-25	RPI 26-50	W-L RECORDS	RPI 51-100	RPI 101-150	RPI 150+				
11- 14	0- 4	1- 4	OVERALL	0- 3	1- 1	9- 2				
7- 6	0- 1	1- 3	HOME	0- 1	0- 0	6- 1				
3- 6	0- 2	0- 1	AWAY	0- 2	1- 0	2- 1				
1- 2	0- 1	0- 0	NEUTRAL	0- 0	0- 1	1- 0				
8- 3	0- 1	1- 0	NON-CONFERENCE	0- 1	1- 1	6- 0				
6- 0	0- 0	1- 0	HOME	0- 0	0- 0	5- 0				
1- 1	0- 0	0- 0	AWAY	0- 1	1- 0	0- 0				
1- 2	0- 1	0- 0	NEUTRAL	0- 0	0- 1	1- 0				
3- 11	0- 3	0- 4	CONFERENCE	0- 2	0- 0	3- 2				
1- 6	0- 1	0- 3	HOME	0- 1	0- 0	1- 1				
2- 5	0- 2	0- 1	AWAY	0- 1	0- 0	2- 1				
0- 0	0- 0	0- 0	NEUTRAL	0- 0	0- 0	0- 0				

RPI S	Opponent	Score	RPI S	Opponent	Score	RPI S	Opponent	Score	RPI S	Opponent	Score	Team's RPI: 181
18 N	Oklahoma	69 81	31 H	Michigan	61 58	66 A	Wake Forest	45 58	120 N	Southern Miss.	59 73	
19 A	DePaul	69 85	42 A	Marquette	61 85	73 A	St. John's (NY)	55 64	142 A	Cincinnati	72 61	
19 H	DePaul	43 70	42 H	Marquette	71 86	73 H	St. John's (NY)	48 65	168 A	Providence	54 51	
22 A	Creighton	52 63	49 H	Georgetown	64 69				196 A	Seton Hall	62 71	
			50 H	Villanova	47 72				196 H	Seton Hall	72 64	
LAST 12 Division I GAMES:												
			42 H	Marquette	71 86	49 H	Georgetown	64 69				
			19 H	DePaul	43 70	19 A	DePaul	69 85				
			236 A	Butler	53 43	42 A	Marquette	61 85				
			73 A	St. John's (NY)	55 64	236 H	Butler	62 65				
			196 A	Seton Hall	62 71	196 H	Seton Hall	72 64				
			50 H	Villanova	47 72	73 H	St. John's (NY)	48 65				
									347 H	Delaware St.	86 53	

Non-Div I Games:

Xavier

■ Loss,
 ■ Non-Conf,
 ■ S Site,
 ■ H Home
 ■ A Away
 N Neutral

Average RPI Win:	240	WON-LOST	WINNING	LAST 10	STRENGTH OF	OPP. STRENGTH	TEAM	ADJ.	CONF.	ADJ CONF.
Average RPI Loss:	132	RECORD	PCT. RANK	GAMES	SCHEDULE	OF SCHEDULE	RPI	RPI	RPI	RPI
DIV. I ONLY	11- 10	159	3- 7	171	223	143	143	9	9	
DIV. I NON-CONF.	9- 4	85	2- 2	281	285	127	127	9	9	
TOTALS	RPI 1-25	RPI 26-50	W-L RECORDS	RPI 51-100	RPI 101-150	RPI 150+				
11- 10	0- 1	0- 1	OVERALL	1- 1	2- 3	8- 4				
4- 3	0- 0	0- 0	HOME	0- 0	2- 1	2- 2				
7- 7	0- 1	0- 1	AWAY	1- 1	0- 2	6- 2				
0- 0	0- 0	0- 0	NEUTRAL	0- 0	0- 0	0- 0				
9- 4	0- 1	0- 0	NON-CONFERENCE	1- 0	1- 0	7- 3				
3- 1	0- 0	0- 0	HOME	0- 0	1- 0	2- 1				
6- 3	0- 1	0- 0	AWAY	1- 0	0- 0	5- 2				
0- 0	0- 0	0- 0	NEUTRAL	0- 0	0- 0	0- 0				
2- 6	0- 0	0- 1	CONFERENCE	0- 1	1- 3	1- 1				
1- 2	0- 0	0- 0	HOME	0- 0	1- 1	0- 1				
1- 4	0- 0	0- 1	AWAY	0- 1	0- 2	1- 0				
0- 0	0- 0	0- 0	NEUTRAL	0- 0	0- 0	0- 0				

RPI 1-25			RPI 26-50			RPI 51-100			RPI 101+			Team's RPI: 143
RPI	S	Opponent	Score	RPI	S	Opponent	Score	RPI	S	Opponent	Score	
11	A	Stanford	44 102	28	A	Harvard	56 76	93	A	Penn	55 66	127 H Cornell 63 76
								94	A	New Hampshire	64 58	136 A Princeton 62 74
												140 H Albany (NY) 64 53
												148 A Brown 73 76
												148 H Brown 73 51
												159 A Army West Point 55 59
												162 H Boston College 64 71
												175 H Columbia 68 72
												198 H Binghamton 57 48
												231 A Dartmouth 57 50
												243 A UC Santa Barbara 64 60
												275 H Vermont 77 48
												281 A Manhattan 57 63
												314 A Illinois St. 59 45
												319 A Holy Cross 71 70
												335 A LIU Brooklyn 75 44
												339 A Wagner 66 52
LAST 12 Division I GAMES:												
28	A	Harvard	56 76	136	A	Princeton	62 74					
231	A	Dartmouth	57 50	93	A	Penn	55 66					
127	H	Cornell	63 76	243	A	UC Santa Barbara	64 60					
175	H	Columbia	68 72	11	A	Stanford	44 102					
148	H	Brown	73 51	94	A	New Hampshire	64 58					
148	A	Brown	73 76	162	H	Boston College	64 71					

Non-Div I Games:

Yale

Average RPI Win:	277	WON-LOST	WINNING	LAST 10	STRENGTH OF	OPP. STRENGTH	TEAM	ADJ.	CONF.	ADJ CONF.
Average RPI Loss:	177	RECORD	PCT. RANK	GAMES	SCHEDULE	OF SCHEDULE	RPI	RPI	RPI	RPI
DIV. I ONLY	6- 17	297	3- 7	270	238	313	313	20	20	
DIV. I NON-CONF.	2- 7	284	0- 0	321	216	336	336	21	21	
TOTALS	RPI 1-25	RPI 26-50	W-L RECORDS	RPI 51-100	RPI 101-150	RPI 150+				
6- 17	0- 0	0- 2	OVERALL	0- 0	0- 4	6- 11				
4- 5	0- 0	0- 1	HOME	0- 0	0- 1	4- 3				
1- 12	0- 0	0- 1	AWAY	0- 0	0- 3	1- 8				
1- 0	0- 0	0- 0	NEUTRAL	0- 0	0- 0	1- 0				
2- 7	0- 0	0- 0	NON-CONFERENCE	0- 0	0- 2	2- 5				
1- 3	0- 0	0- 0	HOME	0- 0	0- 1	1- 2				
0- 4	0- 0	0- 0	AWAY	0- 0	0- 1	0- 3				
1- 0	0- 0	0- 0	NEUTRAL	0- 0	0- 0	1- 0				
4- 10	0- 0	0- 2	CONFERENCE	0- 0	0- 2	4- 6				
3- 2	0- 0	0- 1	HOME	0- 0	0- 0	3- 1				
1- 8	0- 0	0- 1	AWAY	0- 0	0- 2	1- 5				
0- 0	0- 0	0- 0	NEUTRAL	0- 0	0- 0	0- 0				

RPI 1-25				RPI 26-50				RPI 51-100				RPI 101+ Team's RPI: 313			
RPI	S	Opponent	Score	RPI	S	Opponent	Score	RPI	S	Opponent	Score	RPI	S	Opponent	Score
				34	A	Green Bay	41 75					107	A	Kent St.	60 75
				34	H	Green Bay	51 84					127	H	Cornell	75 80
												139	A	Detroit	63 80
												149	A	Wright St.	58 71
												155	A	Pittsburgh	50 63
												165	A	Oakland	54 80
												171	A	Milwaukee	82 86
												171	H	Milwaukee	74 78
												186	A	Cleveland St.	68 71
												186	H	Cleveland St.	92 67
												188	H	American	64 77
												226	H	Akron	74 76
												230	H	Saint Francis (PA)	69 68
												266	A	Hawaii	50 72
												282	A	Northern Ky.	81 87
												284	N	Sacramento St.	102 94
												305	A	Northern Ariz.	49 70
												312	A	Valparaiso	60 77
												312	H	Valparaiso	76 70
												325	A	Ill.-Chicago	65 59
												325	H	Ill.-Chicago	70 54
LAST 12 Division I GAMES:															
				34	A	Green Bay	41 75	165	A	Oakland	54 80				
				171	A	Milwaukee	82 86	139	A	Detroit	63 80				
				325	A	Ill.-Chicago	65 59	186	H	Cleveland St.	92 67				
				312	A	Valparaiso	60 77	312	H	Valparaiso	76 70				
				171	H	Milwaukee	74 78	325	H	Ill.-Chicago	70 54				
				34	H	Green Bay	51 84	282	A	Northern Ky.	81 87				

Non-Div I Games: Point Park 84 71 Tiffin 84 62

Youngstown St.

Loss, Non-Conf, S Site, H Home A Away N Neutral