

Average RPI Win:	259	WON-LOST	WINNING	LAST 10	STRENGTH OF	OPP. STRENGTH	TEAM	ADJ.	CONF.	ADJ CONF.
Average RPI Loss:	147	RECORD	PCT. RANK	GAMES	SCHEDULE	OF SCHEDULE	RPI	RPI	RPI	RPI
DIV. I ONLY	13- 6	63	8-2	272	257	116	116	23	23	
DIV. I NON-CONF.	3- 4	201	0	220	169	163	163	22	22	
TOTALS	RPI 1-25	RPI 26-50	W-L RECORDS	RPI 51-100	RPI 101-150	RPI 150+				
13- 6	0- 2	0- 0	OVERALL	0- 0	1- 1	12- 3				
5- 1	0- 0	0- 0	HOME	0- 0	0- 1	5- 0				
7- 5	0- 2	0- 0	AWAY	0- 0	1- 0	6- 3				
1- 0	0- 0	0- 0	NEUTRAL	0- 0	0- 0	1- 0				
3- 4	0- 2	0- 0	NON-CONFERENCE	0- 0	0- 0	3- 2				
1- 0	0- 0	0- 0	HOME	0- 0	0- 0	1- 0				
1- 4	0- 2	0- 0	AWAY	0- 0	0- 0	1- 2				
1- 0	0- 0	0- 0	NEUTRAL	0- 0	0- 0	1- 0				
10- 2	0- 0	0- 0	CONFERENCE	0- 0	1- 1	9- 1				
4- 1	0- 0	0- 0	HOME	0- 0	0- 1	4- 0				
6- 1	0- 0	0- 0	AWAY	0- 0	1- 0	5- 1				
0- 0	0- 0	0- 0	NEUTRAL	0- 0	0- 0	0- 0				

RPI S	Opponent	Score	RPI S	Opponent	Score	RPI S	Opponent	Score	RPI S	Opponent	Score	Team's RPI: 116
4	A Missouri St.	51 79							106	H SFA	44 66	
17	A Texas A&M	48 85							110	A Abilene Christian	70 58	
									169	A New Orleans	83 53	
									170	H Sam Houston St.	57 54	
									216	H Central Ark.	67 47	
									223	A Southeastern La.	44 48	
									229	H Lamar University	49 39	
									235	A South Alabama	82 83	
									285	A Incarnate Word	64 38	
									287	N Prairie View	64 52	
									294	A Texas St.	48 57	
									295	H Nicholls St.	55 49	
									306	A UTRGV	59 54	
									306	H UTRGV	61 50	
									323	A Houston Baptist	75 65	
									332	A Northwestern St.	72 59	
									335	A McNeese	73 59	
LAST 10 Division I												
335	A McNeese	73 59	229	H Lamar University	49 39							
323	A Houston Baptist	75 65	110	A Abilene Christian	70 58							
170	H Sam Houston St.	57 54	106	H SFA	44 66							
285	A Incarnate Word	64 38	223	A Southeastern La.	44 48							
169	A New Orleans	83 53	332	A Northwestern St.	72 59							

Non-Div I Games: UNKNOWN 75 55 Huston-Tillotson 63 49 Texas Wesleyan 90 52

Average RPI Win:	236	WON-LOST	WINNING	LAST 10	STRENGTH OF	OPP. STRENGTH	TEAM	ADJ.	CONF.	ADJ CONF.
Average RPI Loss:	138	RECORD	PCT. RANK	GAMES	SCHEDULE	OF SCHEDULE	RPI	RPI	RPI	RPI
DIV. I ONLY	13- 4	39	7-3	277	228	110	110	23	23	
DIV. I NON-CONF.	4- 1	51	0	257	83	66	66	22	22	
TOTALS	RPI 1-25	RPI 26-50	W-L RECORDS	RPI 51-100	RPI 101-150	RPI 150+				
13- 4	0- 0	0- 1	OVERALL	0- 0	1- 2	12- 1				
6- 2	0- 0	0- 0	HOME	0- 0	0- 1	6- 1				
7- 2	0- 0	0- 1	AWAY	0- 0	1- 1	6- 0				
0- 0	0- 0	0- 0	NEUTRAL	0- 0	0- 0	0- 0				
4- 1	0- 0	0- 1	NON-CONFERENCE	0- 0	1- 0	3- 0				
2- 0	0- 0	0- 0	HOME	0- 0	0- 0	2- 0				
2- 1	0- 0	0- 1	AWAY	0- 0	1- 0	1- 0				
0- 0	0- 0	0- 0	NEUTRAL	0- 0	0- 0	0- 0				
9- 3	0- 0	0- 0	CONFERENCE	0- 0	0- 2	9- 1				
4- 2	0- 0	0- 0	HOME	0- 0	0- 1	4- 1				
5- 1	0- 0	0- 0	AWAY	0- 0	0- 1	5- 0				
0- 0	0- 0	0- 0	NEUTRAL	0- 0	0- 0	0- 0				

RPI 1-25			RPI 26-50			RPI 51-100			RPI 101+			Team's RPI: 110
RPI	S	Opponent	Score	RPI	S	Opponent	Score	RPI	S	Opponent	Score	
				45	A	Oklahoma	65 78					
								106	A	SFA	59 69	
								116	H	A&M-Corpus Christi	58 70	
								145	A	Portland	76 69	
								156	A	Wright St.	83 64	
								169	H	New Orleans	76 62	
								170	A	Sam Houston St.	81 73	
								216	A	Central Ark.	74 64	
								223	H	Southeastern La.	61 53	
								229	A	Lamar University	75 49	
								229	H	Lamar University	78 72	
								246	H	Tulsa	73 63	
								285	H	Incarnate Word	70 71	
								295	A	Nicholls St.	95 84	
								321	H	New Mexico St.	67 54	
								332	H	Northwestern St.	84 69	
								335	A	McNeese	90 73	
LAST 10 Division I												
229	A	Lamar University	75 49	170	A	Sam Houston St.	81 73					
332	H	Northwestern St.	84 69	223	H	Southeastern La.	61 53					
285	H	Incarnate Word	70 71	116	H	A&M-Corpus Christi	58 70					
106	A	SFA	59 69	335	A	McNeese	90 73					
216	A	Central Ark.	74 64	229	H	Lamar University	78 72					

Non-Div I Games: Howard Payne 96 38 Schreiner 110 37 Southwest (NM) 104 52 McMurry 111 43
Abilene Christian

Loss, Non-Conf, S Site, H Home A Away N Neutral

Average RPI Win:	280	WON-LOST	WINNING	LAST 10	STRENGTH OF	OPP. STRENGTH	TEAM	ADJ.	CONF.	ADJ CONF.
Average RPI Loss:	187	RECORD	PCT. RANK	GAMES	SCHEDULE	OF SCHEDULE	RPI	RPI	RPI	RPI
DIV. I ONLY	4- 18	320	2-8	237	238	311	311	17	17	
DIV. I NON-CONF.	1- 9	326	0	256	245	337	337	23	23	
TOTALS	RPI 1-25	RPI 26-50	W-L RECORDS	RPI 51-100	RPI 101-150	RPI 150+				
4- 18	0- 0	0- 2	OVERALL	0- 1	0- 3	4- 12				
1- 9	0- 0	0- 0	HOME	0- 0	0- 2	1- 7				
3- 9	0- 0	0- 2	AWAY	0- 1	0- 1	3- 5				
0- 0	0- 0	0- 0	NEUTRAL	0- 0	0- 0	0- 0				
1- 9	0- 0	0- 2	NON-CONFERENCE	0- 0	0- 2	1- 5				
1- 3	0- 0	0- 0	HOME	0- 0	0- 2	1- 1				
0- 6	0- 0	0- 2	AWAY	0- 0	0- 0	0- 4				
0- 0	0- 0	0- 0	NEUTRAL	0- 0	0- 0	0- 0				
3- 9	0- 0	0- 0	CONFERENCE	0- 1	0- 1	3- 7				
0- 6	0- 0	0- 0	HOME	0- 0	0- 0	0- 6				
3- 3	0- 0	0- 0	AWAY	0- 1	0- 1	3- 1				
0- 0	0- 0	0- 0	NEUTRAL	0- 0	0- 0	0- 0				

RPI S	Opponent	Score	RPI S	Opponent	Score	RPI S	Opponent	Score	RPI S	Opponent	Score	Team's RPI: 311
28	A Arizona St.	56 87	59	A Fresno St.	52 61	120	H San Diego	59 70				
48	A Tennessee	54 81				126	A Boise St.	61 70				
						145	H Portland	56 72				
						153	H San Jose St.	60 68				
						177	H UNLV	60 67				
						196	H New Mexico	53 75				
						204	H Wyoming	63 65				
						213	A Northern Colo.	62 72				
						233	A Cal St. Fullerton	70 79				
						257	A Nevada	68 61				
						257	H Nevada	67 71				
						258	A San Diego St.	51 49				
						266	A Long Beach St.	68 74				
						267	A Colorado St.	40 60				
						277	A Utah St.	62 45				
						277	H Utah St.	52 53				
						296	A Navy	59 67				
						300	H Army West Point	66 68				
						329	H NJIT	68 48				
LAST 10 Division I												
258	A San Diego St.	51 49	267	A Colorado St.	40 60							
257	H Nevada	67 71	126	A Boise St.	61 70							
59	A Fresno St.	52 61	196	H New Mexico	53 75							
153	H San Jose St.	60 68	277	A Utah St.	62 45							
277	H Utah St.	52 53	177	H UNLV	60 67							

Non-Div I Games: Neb. Wesleyan 93 42

Air Force

■ Loss,
 ■ Non-Conf, S Site,
 ■ Home
 ■ Away
 N Neutral

Average RPI Win: 246	WON-LOST	WINNING	LAST 10	STRENGTH OF	OPP. STRENGTH	TEAM	ADJ.	CONF.	ADJ CONF.
Average RPI Loss: 112	RECORD	PCT. RANK	GAMES	SCHEDULE	OF SCHEDULE	RPI	RPI	RPI	RPI
DIV. I ONLY	10- 11	194	3-7	165	174	189	189	10	10
DIV. I NON-CONF.	7- 4	100	0	201	321	142	142	10	10
TOTALS	RPI 1-25	RPI 26-50	W-L RECORDS	RPI 51-100	RPI 101-150	RPI 150+			
10- 11	0- 1	0- 1	OVERALL	0- 3	1- 2	9- 4			
5- 5	0- 1	0- 1	HOME	0- 0	1- 1	4- 2			
3- 6	0- 0	0- 0	AWAY	0- 3	0- 1	3- 2			
2- 0	0- 0	0- 0	NEUTRAL	0- 0	0- 0	2- 0			
7- 4	0- 0	0- 1	NON-CONFERENCE	0- 1	1- 1	6- 1			
3- 2	0- 0	0- 1	HOME	0- 0	1- 1	2- 0			
2- 2	0- 0	0- 0	AWAY	0- 1	0- 0	2- 1			
2- 0	0- 0	0- 0	NEUTRAL	0- 0	0- 0	2- 0			
3- 7	0- 1	0- 0	CONFERENCE	0- 2	0- 1	3- 3			
2- 3	0- 1	0- 0	HOME	0- 0	0- 0	2- 2			
1- 4	0- 0	0- 0	AWAY	0- 2	0- 1	1- 1			
0- 0	0- 0	0- 0	NEUTRAL	0- 0	0- 0	0- 0			

RPI 1-25				RPI 26-50				RPI 51-100				RPI 101+ Team's RPI: 189			
RPI	S	Opponent	Score	RPI	S	Opponent	Score	RPI	S	Opponent	Score	RPI	S	Opponent	Score
18	H	Central Mich.	72 77	34	H	Michigan	71 80	51	A	Ohio	57 70	101	H	Duquesne	63 88
								72	A	Ball St.	52 60	138	H	N.C. A&T	64 52
								94	A	Butler	55 76	147	A	Toledo	61 65
												164	H	Eastern Mich.	88 81
												167	H	Miami (OH)	70 62
												171	H	Northern Ill.	65 70
												176	A	Western Mich.	71 79
												176	H	Western Mich.	51 56
												190	A	Cleveland St.	62 66
												247	H	Youngstown St.	91 62
												250	A	Bowling Green	76 73
												253	N	Morgan St.	52 45
												284	A	St. Bonaventure	63 54
												292	N	Denver	88 72
												330	A	Detroit Mercy	81 60
												331	H	Purdue Fort Wayne	64 53
LAST 10 Division I															
				72	A	Ball St.	52 60	171	H	Northern Ill.	65 70				
				164	H	Eastern Mich.	88 81	147	A	Toledo	61 65				
				51	A	Ohio	57 70	250	A	Bowling Green	76 73				
				176	A	Western Mich.	71 79	176	H	Western Mich.	51 56				
				167	H	Miami (OH)	70 62	18	H	Central Mich.	72 77				

Non-Div I Games:

Akron

 Loss,
 Non-Conf, S Site,
 Home
 Away
N Neutral

Alabama

Through Games Of Feb. 11, 2020

Average RPI Win:	164	WON-LOST	WINNING	LAST 10	STRENGTH OF	OPP. STRENGTH	TEAM	ADJ.	CONF.	ADJ CONF.
Average RPI Loss:	48	RECORD	PCT. RANK	GAMES	SCHEDULE	OF SCHEDULE	RPI	RPI	RPI	RPI
DIV. I ONLY	14- 10	120	4-6	27	65	65	65	4	4	
DIV. I NON-CONF.	10- 3	57	0	92	150	60	60	5	5	
TOTALS	RPI 1-25	RPI 26-50	W-L RECORDS	RPI 51-100	RPI 101-150	RPI 150+				
14- 10	0- 3	1- 5	OVERALL	2- 1	5- 0	6- 1				
8- 6	0- 2	0- 3	HOME	2- 0	3- 0	3- 1				
5- 3	0- 1	0- 2	AWAY	0- 0	2- 0	3- 0				
1- 1	0- 0	1- 0	NEUTRAL	0- 1	0- 0	0- 0				
10- 3	0- 0	1- 1	NON-CONFERENCE	2- 1	2- 0	5- 1				
6- 2	0- 0	0- 1	HOME	2- 0	1- 0	3- 1				
3- 0	0- 0	0- 0	AWAY	0- 0	1- 0	2- 0				
1- 1	0- 0	1- 0	NEUTRAL	0- 1	0- 0	0- 0				
4- 7	0- 3	0- 4	CONFERENCE	0- 0	3- 0	1- 0				
2- 4	0- 2	0- 2	HOME	0- 0	2- 0	0- 0				
2- 3	0- 1	0- 2	AWAY	0- 0	1- 0	1- 0				
0- 0	0- 0	0- 0	NEUTRAL	0- 0	0- 0	0- 0				

RPI 1-25				RPI 26-50				RPI 51-100 Team's RPI: 65				RPI 101+			
RPI	S	Opponent	Score	RPI	S	Opponent	Score	RPI	S	Opponent	Score	RPI	S	Opponent	Score
1	H	South Carolina	78 93	27	A	Kentucky	62 66	81	H	North Carolina	83 77	108	H	Vanderbilt	98 61
17	H	Texas A&M	74 79	27	H	Kentucky	71 81	83	H	Colgate	72 52	114	H	Bethune-Cookman	60 49
24	A	LSU	60 71	38	H	Arkansas	48 66	84	N	Southern California	57 60	125	A	Auburn	75 48
				46	N	UNI	87 77					125	H	Auburn	68 64
				48	A	Tennessee	63 65					144	A	Tulane	66 56
				49	H	Iowa St.	66 75					161	H	Hampton	61 64
												197	A	Clemson	67 54
												218	H	Radford	85 51
												223	H	Southeastern La.	87 50
												235	A	South Alabama	74 62
												278	A	Ole Miss	57 56
												317	H	Mercer	111 56
LAST 10 Division I															
125	H	Auburn	68 64	17	H	Texas A&M	74 79								
27	A	Kentucky	62 66	48	A	Tennessee	63 65								
278	A	Ole Miss	57 56	125	A	Auburn	75 48								
38	H	Arkansas	48 66	27	H	Kentucky	71 81								
108	H	Vanderbilt	98 61	1	H	South Carolina	78 93								

Non-Div I Games:

Alabama

■ Loss,
 ■ Non-Conf, S Site,
 ■ Home
 ■ Away
 N Neutral

Alabama A&M

Through Games Of Feb. 11, 2020

Average RPI Win:	320	WON-LOST	WINNING	LAST 10	STRENGTH OF	OPP. STRENGTH	TEAM	ADJ.	CONF.	ADJ CONF.
Average RPI Loss:	174	RECORD	PCT. RANK	GAMES	SCHEDULE	OF SCHEDULE	RPI	RPI	RPI	RPI
DIV. I ONLY	11- 11	173	7-3	347	342	271	271	32	32	
DIV. I NON-CONF.	4- 7	225	0	245	295	221	221	31	31	
TOTALS	RPI 1-25	RPI 26-50	W-L RECORDS	RPI 51-100	RPI 101-150	RPI 150+				
11- 11	0- 0	0- 0	OVERALL	0- 2	0- 2	11- 7				
3- 3	0- 0	0- 0	HOME	0- 0	0- 2	3- 1				
7- 7	0- 0	0- 0	AWAY	0- 2	0- 0	7- 5				
1- 1	0- 0	0- 0	NEUTRAL	0- 0	0- 0	1- 1				
4- 7	0- 0	0- 0	NON-CONFERENCE	0- 2	0- 1	4- 4				
0- 2	0- 0	0- 0	HOME	0- 0	0- 1	0- 1				
4- 4	0- 0	0- 0	AWAY	0- 2	0- 0	4- 2				
0- 1	0- 0	0- 0	NEUTRAL	0- 0	0- 0	0- 1				
7- 4	0- 0	0- 0	CONFERENCE	0- 0	0- 1	7- 3				
3- 1	0- 0	0- 0	HOME	0- 0	0- 1	3- 0				
3- 3	0- 0	0- 0	AWAY	0- 0	0- 0	3- 3				
1- 0	0- 0	0- 0	NEUTRAL	0- 0	0- 0	1- 0				

RPI 1-25			RPI 26-50			RPI 51-100			RPI 101+			Team's RPI: 271
RPI	S	Opponent	Score	RPI	S	Opponent	Score	RPI	S	Opponent	Score	
						75 A Nebraska	46 68	110 H Texas Southern		58 65		
						80 A Cincinnati	47 62	113 H North Florida		64 73		
								152 A Jackson St.		53 67		
								154 N North Ala.		65 80		
								166 A Memphis		71 79		
								192 H Austin Peay		61 67		
								236 A Southern U.		46 55		
								258 A San Diego St.		61 53		
								287 H Prairie View		54 44		
								290 A California Baptist		55 60		
								292 A Denver		86 83		
								315 A Georgia St.		67 52		
								322 N Alabama St.		75 48		
								328 A Alcorn		74 67		
								334 A Ark.-Pine Bluff		65 52		
								334 H Ark.-Pine Bluff		74 55		
								345 A Florida A&M		77 53		
								346 A Grambling		59 69		
								351 A Mississippi Val.		75 45		
								351 H Mississippi Val.		68 48		
LAST 10 Division I												
						351 A Mississippi Val.	75 45	328 A Alcorn		74 67		
						334 A Ark.-Pine Bluff	65 52	322 N Alabama St.		75 48		
						287 H Prairie View	54 44	351 H Mississippi Val.		68 48		
						110 H Texas Southern	58 65	334 H Ark.-Pine Bluff		74 55		
						236 A Southern U.	46 55	152 A Jackson St.		53 67		

Non-Div I Games:

Alabama A&M

■ Loss,
 ■ Non-Conf,
 ■ S Site,
 ■ Home
 ■ A Away
 N Neutral

Average RPI Win:	336	WON-LOST	WINNING	LAST 10	STRENGTH OF	OPP. STRENGTH	TEAM	ADJ.	CONF.	ADJ CONF.
Average RPI Loss:	183	RECORD	PCT. RANK	GAMES	SCHEDULE	OF SCHEDULE	RPI	RPI	RPI	RPI
DIV. I ONLY	5- 15	304	4-6	337	299	322	322	32	32	
DIV. I NON-CONF.	1- 8	322	0	97	44	287	287	31	31	
TOTALS	RPI 1-25	RPI 26-50	W-L RECORDS	RPI 51-100	RPI 101-150	RPI 150+				
5- 15	0- 2	0- 0	OVERALL	0- 1	0- 2	5- 10				
2- 5	0- 0	0- 0	HOME	0- 0	0- 1	2- 4				
3- 9	0- 2	0- 0	AWAY	0- 1	0- 1	3- 5				
0- 1	0- 0	0- 0	NEUTRAL	0- 0	0- 0	0- 1				
1- 8	0- 2	0- 0	NON-CONFERENCE	0- 1	0- 1	1- 4				
1- 2	0- 0	0- 0	HOME	0- 0	0- 0	1- 2				
0- 6	0- 2	0- 0	AWAY	0- 1	0- 1	0- 2				
0- 0	0- 0	0- 0	NEUTRAL	0- 0	0- 0	0- 0				
4- 7	0- 0	0- 0	CONFERENCE	0- 0	0- 1	4- 6				
1- 3	0- 0	0- 0	HOME	0- 0	0- 1	1- 2				
3- 3	0- 0	0- 0	AWAY	0- 0	0- 0	3- 3				
0- 1	0- 0	0- 0	NEUTRAL	0- 0	0- 0	0- 1				

RPI 1-25				RPI 26-50				RPI 51-100				RPI 101+ Team's RPI: 322			
RPI	S	Opponent	Score	RPI	S	Opponent	Score	RPI	S	Opponent	Score	RPI	S	Opponent	Score
1	A	South Carolina	43 103					67	A	South Fla.	29 80	110	H	Texas Southern	54 81
19	A	DePaul	76 105									130	A	Wisconsin	67 85
												152	A	Jackson St.	62 94
												154	H	North Ala.	60 81
												174	H	Samford	48 83
												197	A	Clemson	43 76
												236	A	Southern U.	47 69
												271	N	Alabama A&M	48 75
												278	A	Ole Miss	66 93
												287	H	Prairie View	59 62
												297	H	Jacksonville St.	68 63
												328	A	Alcorn	63 73
												334	A	Ark.-Pine Bluff	68 65
												334	H	Ark.-Pine Bluff	62 73
												346	A	Grambling	73 59
												351	A	Mississippi Val.	66 61
												351	H	Mississippi Val.	77 64
LAST 10 Division I															
334	A	Ark.-Pine Bluff	68 65	236	A	Southern U.	47 69								
351	A	Mississippi Val.	66 61	271	N	Alabama A&M	48 75								
110	H	Texas Southern	54 81	334	H	Ark.-Pine Bluff	62 73								
287	H	Prairie View	59 62	351	H	Mississippi Val.	77 64								
328	A	Alcorn	63 73	346	A	Grambling	73 59								

Non-Div I Games: Mobile 76 66 Paine 84 58

Alabama St.

Loss, Non-Conf, S Site, H Home A Away N Neutral

Albany (NY)

Through Games Of Feb. 11, 2020

Average RPI Win:	283	WON-LOST	WINNING	LAST 10	STRENGTH OF	OPP. STRENGTH	TEAM	ADJ.	CONF.	ADJ CONF.
Average RPI Loss:	203	RECORD	PCT. RANK	GAMES	SCHEDULE	OF SCHEDULE	RPI	RPI	RPI	RPI
DIV. I ONLY	7- 15	270	4-6	300	320	308	308	27	27	
DIV. I NON-CONF.	3- 9	279	0	325	281	325	325	27	27	
TOTALS	RPI 1-25	RPI 26-50	W-L RECORDS	RPI 51-100	RPI 101-150	RPI 150+				
7- 15	0- 0	0- 0	OVERALL	0- 3	0- 2	7- 10				
4- 7	0- 0	0- 0	HOME	0- 1	0- 2	4- 4				
3- 8	0- 0	0- 0	AWAY	0- 2	0- 0	3- 6				
0- 0	0- 0	0- 0	NEUTRAL	0- 0	0- 0	0- 0				
3- 9	0- 0	0- 0	NON-CONFERENCE	0- 2	0- 2	3- 5				
1- 5	0- 0	0- 0	HOME	0- 0	0- 2	1- 3				
2- 4	0- 0	0- 0	AWAY	0- 2	0- 0	2- 2				
0- 0	0- 0	0- 0	NEUTRAL	0- 0	0- 0	0- 0				
4- 6	0- 0	0- 0	CONFERENCE	0- 1	0- 0	4- 5				
3- 2	0- 0	0- 0	HOME	0- 1	0- 0	3- 1				
1- 4	0- 0	0- 0	AWAY	0- 0	0- 0	1- 4				
0- 0	0- 0	0- 0	NEUTRAL	0- 0	0- 0	0- 0				

RPI S	Opponent	Score	RPI S	Opponent	Score	RPI S	Opponent	Score	RPI S	Opponent	Score	Team's RPI: 308
						60	A Marist	52 76	132	H Cornell	51 71	
						78	H Stony Brook	53 73	150	H Boston U.	58 60	
						89	A Syracuse	53 75	159	H Lafayette	47 54	
									160	H Columbia	82 78	
									193	A Binghamton	42 58	
									193	H Binghamton	56 53	
									219	A UMass Lowell	51 53	
									225	A Maine	49 60	
									254	H New Hampshire	47 48	
									273	H Monmouth	41 53	
									275	A Siena	46 52	
									293	H UMBC	56 51	
									304	A Vermont	36 52	
									304	H Vermont	58 49	
									313	H St. Francis Brooklyn	41 49	
									314	A Bryant	55 68	
									339	A Canisius	70 53	
									344	A Central Conn. St.	73 63	
									349	A Hartford	68 63	
LAST 10 Division I												
193	A Binghamton	42 58	78	H Stony Brook	53 73							
304	A Vermont	36 52	254	H New Hampshire	47 48							
293	H UMBC	56 51	225	A Maine	49 60							
349	A Hartford	68 63	193	H Binghamton	56 53							
219	A UMass Lowell	51 53	304	H Vermont	58 49							

Non-Div I Games: FDU-Florham 81 21

Albany (NY)

Loss, Non-Conf, S Site, H Home A Away N Neutral

A l c o r n

A
l
c
o
r
n

Page 9

Loss, Non-Conf, S Site, H Home A Away N Neutral

Average RPI Win: 189	WON-LOST	WINNING	LAST 10	STRENGTH OF	OPP. STRENGTH	TEAM	ADJ.	CONF.	ADJ CONF.
Average RPI Loss: 131	RECORD	PCT. RANK	GAMES	SCHEDULE	OF SCHEDULE	RPI	RPI	RPI	RPI
DIV. I ONLY	9- 12	224	4-6	121	142	181	181	15	15
DIV. I NON-CONF.	4- 6	212	0	182	74	210	210	16	16
TOTALS	RPI 1-25	RPI 26-50	W-L RECORDS	RPI 51-100	RPI 101-150	RPI 150+			
9- 12	0- 0	0- 0	OVERALL	2- 4	2- 4	5- 4			
6- 3	0- 0	0- 0	HOME	2- 1	1- 1	3- 1			
3- 8	0- 0	0- 0	AWAY	0- 3	1- 2	2- 3			
0- 1	0- 0	0- 0	NEUTRAL	0- 0	0- 1	0- 0			
4- 6	0- 0	0- 0	NON-CONFERENCE	1- 2	1- 1	2- 3			
3- 1	0- 0	0- 0	HOME	1- 1	1- 0	1- 0			
1- 4	0- 0	0- 0	AWAY	0- 1	0- 0	1- 3			
0- 1	0- 0	0- 0	NEUTRAL	0- 0	0- 1	0- 0			
5- 6	0- 0	0- 0	CONFERENCE	1- 2	1- 3	3- 1			
3- 2	0- 0	0- 0	HOME	1- 0	0- 1	2- 1			
2- 4	0- 0	0- 0	AWAY	0- 2	1- 2	1- 0			
0- 0	0- 0	0- 0	NEUTRAL	0- 0	0- 0	0- 0			

RPI S	Opponent	Score	RPI S	Opponent	Score	RPI S	Opponent	Score	RPI S	Opponent	Score	Team's RPI: 181
						51	A Ohio	69 81	109	N Buffalo	55 73	
						57	H Minnesota	53 70	123	A Lehigh	64 56	
						71	A Bucknell	43 68	123	H Lehigh	63 64	
						83	A Colgate	62 63	136	H George Washington	66 53	
						83	H Colgate	63 61	143	A Holy Cross	59 72	
						95	H Villanova	76 54	150	A Boston U.	44 59	
									159	H Lafayette	52 67	
									183	A Towson	60 63	
									195	H High Point	56 48	
									215	A Saint Joseph's	51 72	
									218	A Radford	59 55	
									226	A George Mason	55 73	
									252	H Loyola Maryland	63 44	
									300	A Army West Point	67 62	
									300	H Army West Point	73 57	
LAST 10 Division I												
			300	A Army West Point	67 62				143	A Holy Cross	59 72	
			159	H Lafayette	52 67				71	A Bucknell	43 68	
			123	A Lehigh	64 56				123	H Lehigh	63 64	
			83	A Colgate	62 63				300	H Army West Point	73 57	
			252	H Loyola Maryland	63 44				150	A Boston U.	44 59	

Non-Div I Games:

American

■ Loss,
 ■ Non-Conf,
 ■ S Site,
 ■ H Home
 ■ A Away
 N Neutral

Average RPI Win:	303	WON-LOST	WINNING	LAST 10	STRENGTH OF	OPP. STRENGTH	TEAM	ADJ.	CONF.	ADJ CONF.
Average RPI Loss:	139	RECORD	PCT. RANK	GAMES	SCHEDULE	OF SCHEDULE	RPI	RPI	RPI	RPI
DIV. I ONLY	7- 15	270	4-6	164	210	249	249	21	21	
DIV. I NON-CONF.	3- 8	268	0	138	215	239	239	19	19	
TOTALS	RPI 1-25	RPI 26-50	W-L RECORDS	RPI 51-100	RPI 101-150	RPI 150+				
7- 15	0- 1	0- 1	OVERALL	0- 2	0- 5	7- 6				
4- 4	0- 0	0- 0	HOME	0- 1	0- 1	4- 2				
2- 10	0- 1	0- 1	AWAY	0- 1	0- 3	2- 4				
1- 1	0- 0	0- 0	NEUTRAL	0- 0	0- 1	1- 0				
3- 8	0- 1	0- 1	NON-CONFERENCE	0- 0	0- 3	3- 3				
1- 2	0- 0	0- 0	HOME	0- 0	0- 0	1- 2				
1- 5	0- 1	0- 1	AWAY	0- 0	0- 2	1- 1				
1- 1	0- 0	0- 0	NEUTRAL	0- 0	0- 1	1- 0				
4- 7	0- 0	0- 0	CONFERENCE	0- 2	0- 2	4- 3				
3- 2	0- 0	0- 0	HOME	0- 1	0- 1	3- 0				
1- 5	0- 0	0- 0	AWAY	0- 1	0- 1	1- 3				
0- 0	0- 0	0- 0	NEUTRAL	0- 0	0- 0	0- 0				

RPI 1-25				RPI 26-50				RPI 51-100				RPI 101+ Team's RPI: 249			
RPI	S	Opponent	Score	RPI	S	Opponent	Score	RPI	S	Opponent	Score	RPI	S	Opponent	Score
1	A	South Carolina	50 92	34	A	Michigan	35 62	58	A	Troy	55 84	114	N	Bethune-Cookman	44 61
								99	H	Coastal Caro.	53 80	117	A	VCU	38 66
												121	A	UT Arlington	44 63
												121	H	UT Arlington	60 82
												134	A	Elon	66 67
												151	A	UNC Greensboro	47 54
												182	A	Little Rock	63 68
												212	H	Gardner-Webb	56 67
												235	A	South Alabama	66 81
												239	A	Arkansas St.	58 76
												265	A	Wofford	54 51
												268	H	ETSU	61 67
												294	A	Texas St.	59 47
												294	H	Texas St.	73 65
												299	H	Ga. Southern	83 75
												315	H	Georgia St.	65 37
												317	H	Mercer	77 68
												339	N	Canisius	74 57
LAST 10 Division I															
294	A	Texas St.	59 47	99	H	Coastal Caro.	53 80	239	A	Arkansas St.	58 76				
121	A	UT Arlington	44 63	294	H	Texas St.	73 65	121	H	UT Arlington	60 82				
299	H	Ga. Southern	83 75	58	A	Troy	55 84								
315	H	Georgia St.	65 37												
182	A	Little Rock	63 68												

Non-Div I Games:

Appalachian St.

■ Loss,
 ■ Non-Conf,
 ■ S Site,
 ■ Home
 ■ A Away
 N Neutral

Arizona

Through Games Of Feb. 11, 2020

Average RPI Win:	164	WON-LOST	WINNING	LAST 10	STRENGTH OF	OPP. STRENGTH	TEAM	ADJ.	CONF.	ADJ CONF.
Average RPI Loss:	6	RECORD	PCT. RANK	GAMES	SCHEDULE	OF SCHEDULE	RPI	RPI	RPI	RPI
DIV. I ONLY	19- 4	24	6-4	50	43	21	21	1	1	
DIV. I NON-CONF.	11- 0	1	0	329	275	76	76	1	1	
TOTALS	RPI 1-25	RPI 26-50	W-L RECORDS	RPI 51-100	RPI 101-150	RPI 150+				
19- 4	2- 4	3- 0	OVERALL	3- 0	1- 0	10- 0				
10- 2	1- 2	1- 0	HOME	1- 0	0- 0	7- 0				
9- 2	1- 2	2- 0	AWAY	2- 0	1- 0	3- 0				
0- 0	0- 0	0- 0	NEUTRAL	0- 0	0- 0	0- 0				
11- 0	0- 0	1- 0	NON-CONFERENCE	0- 0	0- 0	10- 0				
7- 0	0- 0	0- 0	HOME	0- 0	0- 0	7- 0				
4- 0	0- 0	1- 0	AWAY	0- 0	0- 0	3- 0				
0- 0	0- 0	0- 0	NEUTRAL	0- 0	0- 0	0- 0				
8- 4	2- 4	2- 0	CONFERENCE	3- 0	1- 0	0- 0				
3- 2	1- 2	1- 0	HOME	1- 0	0- 0	0- 0				
5- 2	1- 2	1- 0	AWAY	2- 0	1- 0	0- 0				
0- 0	0- 0	0- 0	NEUTRAL	0- 0	0- 0	0- 0				

RPI	S	Opponent	Score	RPI	S	Opponent	Score	RPI	S	Opponent	Score	RPI	S	Opponent	Score
2	A	Oregon	52 85	28	A	Arizona St.	58 53	84	A	Southern California	65 57	135	A	Washington	66 58
2	H	Oregon	64 71	28	H	Arizona St.	59 53	84	H	Southern California	73 57	175	A	Montana	77 42
5	A	UCLA	58 70	31	A	Texas	83 58	93	A	Washington St.	74 67	203	H	Santa Clara	65 52
5	H	UCLA	92 66									214	H	North Dakota	74 42
14	A	Oregon St.	65 58									217	A	UTEP	54 43
14	H	Oregon St.	61 63									272	H	UC Santa Barbara	61 42
												273	H	Monmouth	86 34
												287	H	Prairie View	83 48
												289	H	UC Riverside	70 27
												340	H	Tennessee St.	77 42
												350	A	Chicago St.	82 50
LAST 10 Division I															
14	A	Oregon St.	65 58	135	A	Washington	66 58								
2	A	Oregon	52 85	93	A	Washington St.	74 67								
84	H	Southern California	73 57	2	H	Oregon	64 71								
5	H	UCLA	92 66	14	H	Oregon St.	61 63								
28	H	Arizona St.	59 53	5	A	UCLA	58 70								

Non-Div I Games:

Arizona

Loss, Non-Conf, S Site, H Home A Away N Neutral

Average RPI Win:	153	WON-LOST	WINNING	LAST 10	STRENGTH OF	OPP. STRENGTH	TEAM	ADJ.	CONF.	ADJ CONF.
Average RPI Loss:	21	RECORD	PCT. RANK	GAMES	SCHEDULE	OF SCHEDULE	RPI	RPI	RPI	RPI
DIV. I ONLY	16- 8	74	6-4	15	15	28	28	1	1	
DIV. I NON-CONF.	10- 2	29	0	224	114	64	64	1	1	
TOTALS	RPI 1-25	RPI 26-50	W-L RECORDS	RPI 51-100	RPI 101-150	RPI 150+				
16- 8	2- 6	1- 1	OVERALL	5- 1	1- 0	7- 0				
10- 2	2- 2	1- 0	HOME	2- 0	0- 0	5- 0				
4- 5	0- 4	0- 0	AWAY	2- 1	1- 0	1- 0				
2- 1	0- 0	0- 1	NEUTRAL	1- 0	0- 0	1- 0				
10- 2	0- 0	1- 1	NON-CONFERENCE	2- 1	0- 0	7- 0				
7- 0	0- 0	1- 0	HOME	1- 0	0- 0	5- 0				
1- 1	0- 0	0- 0	AWAY	0- 1	0- 0	1- 0				
2- 1	0- 0	0- 1	NEUTRAL	1- 0	0- 0	1- 0				
6- 6	2- 6	0- 0	CONFERENCE	3- 0	1- 0	0- 0				
3- 2	2- 2	0- 0	HOME	1- 0	0- 0	0- 0				
3- 4	0- 4	0- 0	AWAY	2- 0	1- 0	0- 0				
0- 0	0- 0	0- 0	NEUTRAL	0- 0	0- 0	0- 0				

RPI 1-25				RPI 26-50				RPI 51-100				RPI 101+			
RPI	S	Opponent	Score	RPI	S	Opponent	Score	RPI	S	Opponent	Score	RPI	S	Opponent	Score
2	A	Oregon	48 79	35	H	Creighton	70 55	57	A	Minnesota	66 80	135	A	Washington	67 50
2	H	Oregon	72 66	39	N	Purdue	52 59	61	N	Middle Tenn.	61 60	196	H	New Mexico	84 47
5	A	UCLA	66 68					70	H	BYU	60 52	199	H	Idaho St.	74 69
5	H	UCLA	61 70					84	A	Southern California	63 54	225	N	Maine	57 31
14	A	Oregon St.	62 64					84	H	Southern California	76 75	300	H	Army West Point	83 51
14	H	Oregon St.	55 47					93	A	Washington St.	65 56	311	H	Air Force	87 56
21	A	Arizona	53 59									312	H	Cal Poly	66 41
21	H	Arizona	53 58									321	A	New Mexico St.	70 47
LAST 10 Division I															
2	A	Oregon	48 79	93	A	Washington St.	65 56								
14	A	Oregon St.	62 64	135	A	Washington	67 50								
5	H	UCLA	61 70	14	H	Oregon St.	55 47								
84	H	Southern California	76 75	2	H	Oregon	72 66								
21	A	Arizona	53 59	84	A	Southern California	63 54								

Non-Div I Games:

Arizona St.

Loss, Non-Conf, S Site, H Home A Away N Neutral

Average RPI Win:	340	WON-LOST	WINNING	LAST 10	STRENGTH OF	OPP. STRENGTH	TEAM	ADJ.	CONF.	ADJ CONF.
Average RPI Loss:	189	RECORD	PCT. RANK	GAMES	SCHEDULE	OF SCHEDULE	RPI	RPI	RPI	RPI
DIV. I ONLY	3- 17	326	2-8	298	332	334	334	32	32	
DIV. I NON-CONF.	0- 9	338	0	88	155	314	314	31	31	
TOTALS	RPI 1-25	RPI 26-50	W-L RECORDS	RPI 51-100	RPI 101-150	RPI 150+				
3- 17	0- 0	0- 2	OVERALL	0- 2	0- 2	3- 11				
1- 5	0- 0	0- 0	HOME	0- 0	0- 0	1- 5				
2- 12	0- 0	0- 2	AWAY	0- 2	0- 2	2- 6				
0- 0	0- 0	0- 0	NEUTRAL	0- 0	0- 0	0- 0				
0- 9	0- 0	0- 2	NON-CONFERENCE	0- 2	0- 1	0- 4				
0- 0	0- 0	0- 0	HOME	0- 0	0- 0	0- 0				
0- 9	0- 0	0- 2	AWAY	0- 2	0- 1	0- 4				
0- 0	0- 0	0- 0	NEUTRAL	0- 0	0- 0	0- 0				
3- 8	0- 0	0- 0	CONFERENCE	0- 0	0- 1	3- 7				
1- 5	0- 0	0- 0	HOME	0- 0	0- 0	1- 5				
2- 3	0- 0	0- 0	AWAY	0- 0	0- 1	2- 2				
0- 0	0- 0	0- 0	NEUTRAL	0- 0	0- 0	0- 0				

RPI 1-25	RPI 26-50	RPI 51-100	RPI 101+	Team's RPI: 334
RPI S Opponent Score	RPI S Opponent Score	RPI S Opponent Score	RPI S Opponent Score	Score
	48 A Tennessee 51 92	93 A Washington St. 56 85	110 A Texas Southern 77 78	
	49 A Iowa St. 40 90	99 A Coastal Caro. 69 76	148 A Wichita St. 50 100	
			152 H Jackson St. 44 56	
			157 A Texas Tech 55 81	
			172 A Illinois 50 65	
			236 H Southern U. 43 70	
			237 A Milwaukee 55 69	
			239 A Arkansas St. 60 81	
			271 A Alabama A&M 55 74	
			271 H Alabama A&M 52 65	
			287 A Prairie View 51 61	
			322 A Alabama St. 73 62	
			322 H Alabama St. 65 68	
			328 H Alcorn 75 77	
			346 H Grambling 84 79	
			351 A Mississippi Val. 80 77	
LAST 10 Division I				
322 H Alabama St. 65 68	287 A Prairie View 51 61			
271 H Alabama A&M 52 65	328 H Alcorn 75 77			
152 H Jackson St. 44 56	236 H Southern U. 43 70			
346 H Grambling 84 79	322 A Alabama St. 73 62			
110 A Texas Southern 77 78	271 A Alabama A&M 55 74			

Non-Div I Games: Philander Smith 66 54

Ark.-Pine Bluff

■ Loss,
 ■ Non-Conf,
 ■ S Site,
 ■ Home
 ■ A Away
 N Neutral

Arkansas

Through Games Of Feb. 11, 2020

Average RPI Win:	143	WON-LOST	WINNING	LAST 10	STRENGTH OF	OPP. STRENGTH	TEAM	ADJ.	CONF.	ADJ CONF.
Average RPI Loss:	48	RECORD	PCT. RANK	GAMES	SCHEDULE	OF SCHEDULE	RPI	RPI	RPI	RPI
DIV. I ONLY	19- 5	32	7-3	81	23	38	38	4	4	
DIV. I NON-CONF.	12- 1	10	0	177	129	33	33	5	5	
TOTALS	RPI 1-25	RPI 26-50	W-L RECORDS	RPI 51-100	RPI 101-150	RPI 150+				
19- 5	0- 3	1- 0	OVERALL	5- 1	7- 1	6- 0				
13- 3	0- 2	1- 0	HOME	3- 1	3- 0	6- 0				
4- 2	0- 1	0- 0	AWAY	1- 0	3- 1	0- 0				
2- 0	0- 0	0- 0	NEUTRAL	1- 0	1- 0	0- 0				
12- 1	0- 0	0- 0	NON-CONFERENCE	4- 0	2- 1	6- 0				
10- 0	0- 0	0- 0	HOME	3- 0	1- 0	6- 0				
0- 1	0- 0	0- 0	AWAY	0- 0	0- 1	0- 0				
2- 0	0- 0	0- 0	NEUTRAL	1- 0	1- 0	0- 0				
7- 4	0- 3	1- 0	CONFERENCE	1- 1	5- 0	0- 0				
3- 3	0- 2	1- 0	HOME	0- 1	2- 0	0- 0				
4- 1	0- 1	0- 0	AWAY	1- 0	3- 0	0- 0				
0- 0	0- 0	0- 0	NEUTRAL	0- 0	0- 0	0- 0				

RPI 1-25				RPI 26-50				Team's RPI: 38				RPI 51-100				RPI 101+			
RPI	S	Opponent	Score	RPI	S	Opponent	Score	RPI	S	Opponent	Score	RPI	S	Opponent	Score	RPI	S	Opponent	Score
1	A	South Carolina	82 91	27	H	Kentucky	103 85	55	H	Belmont	91 60	102	H	Kansas St.	81 72				
1	H	South Carolina	65 86					65	A	Alabama	66 48	108	A	Vanderbilt	100 66				
17	H	Texas A&M	77 84					69	H	UT Martin	96 46	125	A	Auburn	86 70				
								78	H	Stony Brook	88 58	129	A	Missouri	85 81				
								82	H	Georgia	55 64	129	H	Missouri	90 73				
								97	N	Fordham	71 59	130	N	Wisconsin	68 64				
												133	H	Florida	79 57				
												140	A	California	80 84				
												169	H	New Orleans	82 52				
												182	H	Little Rock	86 53				
												208	H	Oral Roberts	96 64				
												246	H	Tulsa	91 41				
												332	H	Northwestern St.	99 39				
												335	H	McNeese	101 58				
LAST 10 Division I																			
27	H	Kentucky	103 85	82	H	Georgia	55 64	108	A	Vanderbilt	100 66								
1	H	South Carolina	65 86	129	H	Missouri	90 73	1	A	South Carolina	82 91								
65	A	Alabama	66 48	125	A	Auburn	86 70												
133	H	Florida	79 57																

Non-Div I Games:

Arkansas

■ Loss,
 ■ Non-Conf, S Site,
 ■ Home
 ■ Away
 N Neutral

Average RPI Win:	274	WON-LOST	WINNING	LAST 10	STRENGTH OF	OPP. STRENGTH	TEAM	ADJ.	CONF.	ADJ CONF.
Average RPI Loss:	174	RECORD	PCT. RANK	GAMES	SCHEDULE	OF SCHEDULE	RPI	RPI	RPI	RPI
DIV. I ONLY	8- 13	243	6-4	241	260	239	239	21	21	
DIV. I NON-CONF.	2- 8	295	0	111	250	249	249	19	19	
TOTALS	RPI 1-25	RPI 26-50	W-L RECORDS	RPI 51-100	RPI 101-150	RPI 150+				
8- 13	0- 2	0- 0	OVERALL	1- 0	0- 3	7- 8				
5- 1	0- 0	0- 0	HOME	1- 0	0- 1	4- 0				
3- 11	0- 2	0- 0	AWAY	0- 0	0- 1	3- 8				
0- 1	0- 0	0- 0	NEUTRAL	0- 0	0- 1	0- 0				
2- 8	0- 2	0- 0	NON-CONFERENCE	0- 0	0- 2	2- 4				
1- 1	0- 0	0- 0	HOME	0- 0	0- 1	1- 0				
1- 6	0- 2	0- 0	AWAY	0- 0	0- 0	1- 4				
0- 1	0- 0	0- 0	NEUTRAL	0- 0	0- 1	0- 0				
6- 5	0- 0	0- 0	CONFERENCE	1- 0	0- 1	5- 4				
4- 0	0- 0	0- 0	HOME	1- 0	0- 0	3- 0				
2- 5	0- 0	0- 0	AWAY	0- 0	0- 1	2- 4				
0- 0	0- 0	0- 0	NEUTRAL	0- 0	0- 0	0- 0				

RPI 1-25				RPI 26-50			RPI 51-100			RPI 101+ Team's RPI: 239		
RPI	S	Opponent	Score	RPI	S	Opponent	Score	RPI	S	Opponent	Score	
8	A	Baylor	43 111					99	H	Coastal Caro.	63 61	
19	A	DePaul	64 109							121	A	UT Arlington 44 71
										128	H	Southeast Mo. St. 67 79
										138	N	N.C. A&T 50 55
										165	A	Louisiana 43 83
										166	A	Memphis 50 78
										182	A	Little Rock 58 67
										240	A	Louisiana Tech 54 67
										241	A	Murray St. 62 77
										246	A	Tulsa 77 79
										249	H	Appalachian St. 76 58
										258	A	San Diego St. 71 62
										294	A	Texas St. 56 53
										299	A	Ga. Southern 67 80
										299	H	Ga. Southern 69 62
										315	A	Georgia St. 56 67
										315	H	Georgia St. 70 68
										334	H	Ark.-Pine Bluff 81 60
										347	A	La.-Monroe 54 53
LAST 10 Division I												
299	A	Ga. Southern	67 80	182	A	Little Rock	58 67					
315	A	Georgia St.	56 67	249	H	Appalachian St.	76 58					
347	A	La.-Monroe	54 53	299	H	Ga. Southern	69 62					
99	H	Coastal Caro.	63 61	315	H	Georgia St.	70 68					
165	A	Louisiana	43 83	294	A	Texas St.	56 53					

Non-Div I Games: Central Baptist 88 63

Arkansas St.

■ Loss,
 ■ Non-Conf,
 ■ S Site,
 ■ Home
 ■ A Away
 N Neutral

Average RPI Win:	286	WON-LOST	WINNING	LAST 10	STRENGTH OF	OPP. STRENGTH	TEAM	ADJ.	CONF.	ADJ CONF.
Average RPI Loss:	148	RECORD	PCT. RANK	GAMES	SCHEDULE	OF SCHEDULE	RPI	RPI	RPI	RPI
DIV. I ONLY	5- 17	310	1-9	198	196	300	300	15	15	
DIV. I NON-CONF.	4- 7	225	0	251	261	261	261	16	16	
TOTALS	RPI 1-25	RPI 26-50	W-L RECORDS	RPI 51-100	RPI 101-150	RPI 150+				
5- 17	0- 1	0- 1	OVERALL	0- 4	1- 3	4- 8				
3- 8	0- 1	0- 0	HOME	0- 1	1- 3	2- 3				
2- 9	0- 0	0- 1	AWAY	0- 3	0- 0	2- 5				
0- 0	0- 0	0- 0	NEUTRAL	0- 0	0- 0	0- 0				
4- 7	0- 1	0- 1	NON-CONFERENCE	0- 1	0- 1	4- 3				
2- 3	0- 1	0- 0	HOME	0- 0	0- 1	2- 1				
2- 4	0- 0	0- 1	AWAY	0- 1	0- 0	2- 2				
0- 0	0- 0	0- 0	NEUTRAL	0- 0	0- 0	0- 0				
1- 10	0- 0	0- 0	CONFERENCE	0- 3	1- 2	0- 5				
1- 5	0- 0	0- 0	HOME	0- 1	1- 2	0- 2				
0- 5	0- 0	0- 0	AWAY	0- 2	0- 0	0- 3				
0- 0	0- 0	0- 0	NEUTRAL	0- 0	0- 0	0- 0				

RPI 1-25				RPI 26-50				RPI 51-100				RPI 101+ Team's RPI: 300			
RPI	S	Opponent	Score	RPI	S	Opponent	Score	RPI	S	Opponent	Score	RPI	S	Opponent	Score
22	H	TCU	52 66	28	A	Arizona St.	51 83	61	A	St. John's (NY)	60 96	123	H	Lehigh	65 94
								71	A	Bucknell	46 77	127	H	William & Mary	65 77
								71	H	Bucknell	52 63	143	H	Holy Cross	61 48
								83	A	Colgate	93 100	150	H	Boston U.	66 72
												159	H	Lafayette	52 57
												160	H	Columbia	62 71
												181	A	American	57 73
												181	H	American	62 67
												230	A	Manhattan	56 86
												252	A	Loyola Maryland	59 68
												296	A	Navy	45 57
												311	A	Air Force	68 66
												313	A	St. Francis Brooklyn	64 70
												314	H	Bryant	81 75
												325	A	Fairleigh Dickinson	70 68
												337	H	LIU Brooklyn	67 60
LAST 10 Division I															
181	H	American	62 67	252	A	Loyola Maryland	59 68								
123	H	Lehigh	65 94	143	H	Holy Cross	61 48								
71	A	Bucknell	46 77	150	H	Boston U.	66 72								
296	A	Navy	45 57	181	A	American	57 73								
159	H	Lafayette	52 57	83	A	Colgate	93 100								

Non-Div I Games:

Army West Point

■ Loss,
 ■ Non-Conf,
 ■ S Site,
 ■ H Home
 ■ A Away
 N Neutral

Average RPI Win:	197	WON-LOST	WINNING	LAST 10	STRENGTH OF	OPP. STRENGTH	TEAM	ADJ.	CONF.	ADJ CONF.
Average RPI Loss:	60	RECORD	PCT. RANK	GAMES	SCHEDULE	OF SCHEDULE	RPI	RPI	RPI	RPI
DIV. I ONLY	8- 13	243	2-8	19	71	125	125	4	4	
DIV. I NON-CONF.	6- 5	151	0	19	171	73	73	5	5	
TOTALS	RPI 1-25	RPI 26-50	W-L RECORDS	RPI 51-100	RPI 101-150	RPI 150+				
8- 13	0- 2	0- 4	OVERALL	1- 4	2- 3	5- 0				
6- 4	0- 0	0- 2	HOME	0- 1	2- 1	4- 0				
1- 7	0- 2	0- 1	AWAY	0- 2	0- 2	1- 0				
1- 2	0- 0	0- 1	NEUTRAL	1- 1	0- 0	0- 0				
6- 5	0- 1	0- 2	NON-CONFERENCE	1- 1	1- 1	4- 0				
4- 1	0- 0	0- 1	HOME	0- 0	1- 0	3- 0				
1- 2	0- 1	0- 0	AWAY	0- 0	0- 1	1- 0				
1- 2	0- 0	0- 1	NEUTRAL	1- 1	0- 0	0- 0				
2- 8	0- 1	0- 2	CONFERENCE	0- 3	1- 2	1- 0				
2- 3	0- 0	0- 1	HOME	0- 1	1- 1	1- 0				
0- 5	0- 1	0- 1	AWAY	0- 2	0- 1	0- 0				
0- 0	0- 0	0- 0	NEUTRAL	0- 0	0- 0	0- 0				

RPI	S	Opponent	Score	RPI	S	Opponent	Score	RPI	S	Opponent	Score	RPI	S	Opponent	Score	Team's RPI: 125
9	A	Mississippi St.	73 78	27	A	Kentucky	61 68	61	N	Middle Tenn.	50 73	108	A	Vanderbilt	55 77	
22	A	TCU	65 80	29	N	Drake	82 83	64	N	Dayton	76 74	108	H	Vanderbilt	70 62	
				32	H	Old Dominion	77 89	65	A	Alabama	64 68	114	H	Bethune-Cookman	74 56	
				38	H	Arkansas	70 86	65	H	Alabama	48 75	115	A	UAB	75 80	
								82	A	Georgia	50 61	133	H	Florida	63 83	
												215	H	Saint Joseph's	66 62	
												235	A	South Alabama	82 62	
												265	H	Wofford	84 82	
												278	H	Ole Miss	59 43	
												297	H	Jacksonville St.	62 53	
LAST 10 Division I																
65	A	Alabama	64 68	82	A	Georgia	50 61									
108	H	Vanderbilt	70 62	65	H	Alabama	48 75									
9	A	Mississippi St.	73 78	133	H	Florida	63 83									
27	A	Kentucky	61 68	38	H	Arkansas	70 86									
278	H	Ole Miss	59 43	108	A	Vanderbilt	55 77									

Non-Div I Games:

Auburn

 Loss,
 Non-Conf,
S Site,
 Home
 Away
N Neutral

Average RPI Win:	278	WON-LOST	WINNING	LAST 10	STRENGTH OF	OPP. STRENGTH	TEAM	ADJ.	CONF.	ADJ CONF.
Average RPI Loss:	109	RECORD	PCT. RANK	GAMES	SCHEDULE	OF SCHEDULE	RPI	RPI	RPI	RPI
DIV. I ONLY	11- 10	158	4-6	244	277	192	192	20	20	
DIV. I NON-CONF.	7- 2	53	0	291	291	101	101	24	24	
TOTALS	RPI 1-25	RPI 26-50	W-L RECORDS	RPI 51-100	RPI 101-150	RPI 150+				
11- 10	0- 0	0- 1	OVERALL	1- 4	0- 2	10- 3				
4- 4	0- 0	0- 0	HOME	1- 2	0- 1	3- 1				
6- 6	0- 0	0- 1	AWAY	0- 2	0- 1	6- 2				
1- 0	0- 0	0- 0	NEUTRAL	0- 0	0- 0	1- 0				
7- 2	0- 0	0- 1	NON-CONFERENCE	1- 0	0- 0	6- 1				
2- 0	0- 0	0- 0	HOME	1- 0	0- 0	1- 0				
4- 2	0- 0	0- 1	AWAY	0- 0	0- 0	4- 1				
1- 0	0- 0	0- 0	NEUTRAL	0- 0	0- 0	1- 0				
4- 8	0- 0	0- 0	CONFERENCE	0- 4	0- 2	4- 2				
2- 4	0- 0	0- 0	HOME	0- 2	0- 1	2- 1				
2- 4	0- 0	0- 0	AWAY	0- 2	0- 1	2- 1				
0- 0	0- 0	0- 0	NEUTRAL	0- 0	0- 0	0- 0				

RPI 1-25				RPI 26-50				RPI 51-100				RPI 101+				Team's RPI: 192	
RPI	S	Opponent	Score	RPI	S	Opponent	Score	RPI	S	Opponent	Score	RPI	S	Opponent	Score		
				27	A	Kentucky	52 81	55	A	Belmont	46 69	128	A	Southeast Mo. St.	43 81		
								55	H	Belmont	52 53	128	H	Southeast Mo. St.	66 79		
								69	A	UT Martin	61 65	163	A	Tennessee Tech	49 58		
								69	H	UT Martin	61 69	172	A	Illinois	62 76		
								79	H	Illinois St.	77 72	193	N	Binghamton	80 63		
												224	H	Eastern Ill.	47 76		
												232	A	Chattanooga	50 49		
												271	A	Alabama A&M	67 61		
												286	A	FIU	58 56		
												297	A	Jacksonville St.	63 57		
												327	H	Evansville	80 64		
												338	H	SIUE	74 61		
												340	A	Tennessee St.	87 55		
												340	H	Tennessee St.	76 58		
												351	A	Mississippi Val.	100 82		
LAST 10 Division I																	
				55	A	Belmont	46 69	340	H	Tennessee St.	76 58						
				340	A	Tennessee St.	87 55	69	A	UT Martin	61 65						
				224	H	Eastern Ill.	47 76	128	A	Southeast Mo. St.	43 81						
				338	H	SIUE	74 61	297	A	Jacksonville St.	63 57						
				55	H	Belmont	52 53	163	A	Tennessee Tech	49 58						

Non-Div I Games: Christian Bros. 82 62 Ky. Wesleyan 103 70

Austin Peay

■ Loss,
 ■ Non-Conf, S Site,
 ■ Home
 ■ Away
 N Neutral

BYU										
Average RPI Win:	188	WON-LOST	WINNING	LAST 10	STRENGTH OF	OPP. STRENGTH	TEAM	ADJ.	CONF.	ADJ CONF.
Average RPI Loss:	71	RECORD	PCT. RANK	GAMES	SCHEDULE	OF SCHEDULE	RPI	RPI	RPI	RPI
DIV. I ONLY	12- 9	127	6-4	58	90	70	70	11	11	
DIV. I NON-CONF.	4- 5	195	0	69	45	117	117	11	11	

TOTALS	RPI 1-25	RPI 26-50		W-L RECORDS	RPI 51-100	RPI 101-150	RPI 150+			
12- 9	0- 3	0- 1		OVERALL	1- 2	3- 3	8- 0			
5- 3	0- 1	0- 0		HOME	0- 1	1- 1	4- 0			
6- 5	0- 1	0- 1		AWAY	1- 1	2- 2	3- 0			
1- 1	0- 1	0- 0		NEUTRAL	0- 0	0- 0	1- 0			
4- 5	0- 1	0- 1		NON-CONFERENCE	1- 2	0- 1	3- 0			
2- 1	0- 0	0- 0		HOME	0- 1	0- 0	2- 0			
1- 3	0- 0	0- 1		AWAY	1- 1	0- 1	0- 0			
1- 1	0- 1	0- 0		NEUTRAL	0- 0	0- 0	1- 0			
8- 4	0- 2	0- 0		CONFERENCE	0- 0	3- 2	5- 0			
3- 2	0- 1	0- 0		HOME	0- 0	1- 1	2- 0			
5- 2	0- 1	0- 0		AWAY	0- 0	2- 1	3- 0			
0- 0	0- 0	0- 0		NEUTRAL	0- 0	0- 0	0- 0			

RPI 1-25				RPI 26-50				RPI 51-100 Team's RPI: 70				RPI 101+			
RPI	S	Opponent	Score	RPI	S	Opponent	Score	RPI	S	Opponent	Score	RPI	S	Opponent	Score
11	A	Gonzaga	44 59	28	A	Arizona St.	52 60	59	A	Fresno St.	71 65	105	A	Pacific	76 66
11	H	Gonzaga	43 55					92	H	Utah	73 77	120	A	San Diego	45 51
14	N	Oregon St.	34 65					93	A	Washington St.	50 67	120	H	San Diego	52 36
												126	A	Boise St.	55 66
												145	A	Portland	66 54
												145	H	Portland	48 57
												153	N	San Jose St.	75 56
												155	A	Saint Mary's (CA)	65 55
												186	A	Pepperdine	65 47
												203	H	Santa Clara	71 48
												243	H	San Francisco	57 44
												277	H	Utah St.	67 50
												281	A	LMU (CA)	59 44
												324	H	Utah Valley	71 57

LAST 10 Division I															
120	A	San Diego	45 51	155	A	Saint Mary's (CA)	65 55								
11	A	Gonzaga	44 59	105	A	Pacific	76 66								
145	A	Portland	66 54	120	H	San Diego	52 36								
203	H	Santa Clara	71 48	145	H	Portland	48 57								
243	H	San Francisco	57 44	11	H	Gonzaga	43 55								

Non-Div I Games: Tex. A&M-Kingsville90 38

BYU

Average RPI Win:	186	WON-LOST	WINNING	LAST 10	STRENGTH OF	OPP. STRENGTH	TEAM	ADJ.	CONF.	ADJ CONF.
Average RPI Loss:	68	RECORD	PCT. RANK	GAMES	SCHEDULE	OF SCHEDULE	RPI	RPI	RPI	RPI
DIV. I ONLY	14- 7	74	7-3	112	104	72	72	10	10	
DIV. I NON-CONF.	7- 4	100	0	184	107	108	108	10	10	
TOTALS	RPI 1-25	RPI 26-50	W-L RECORDS	RPI 51-100	RPI 101-150	RPI 150+				
14- 7	0- 1	0- 1	OVERALL	1- 3	4- 2	9- 0				
8- 1	0- 0	0- 1	HOME	1- 0	2- 0	5- 0				
3- 5	0- 1	0- 0	AWAY	0- 3	0- 1	3- 0				
3- 1	0- 0	0- 0	NEUTRAL	0- 0	2- 1	1- 0				
7- 4	0- 0	0- 1	NON-CONFERENCE	1- 2	2- 1	4- 0				
2- 1	0- 0	0- 1	HOME	1- 0	0- 0	1- 0				
2- 2	0- 0	0- 0	AWAY	0- 2	0- 0	2- 0				
3- 1	0- 0	0- 0	NEUTRAL	0- 0	2- 1	1- 0				
7- 3	0- 1	0- 0	CONFERENCE	0- 1	2- 1	5- 0				
6- 0	0- 0	0- 0	HOME	0- 0	2- 0	4- 0				
1- 3	0- 1	0- 0	AWAY	0- 1	0- 1	1- 0				
0- 0	0- 0	0- 0	NEUTRAL	0- 0	0- 0	0- 0				

RPI 1-25				RPI 26-50				RPI 51-100				RPI 101+			
RPI	S	Opponent	Score	RPI	S	Opponent	Score	RPI	S	Opponent	Score	RPI	S	Opponent	Score
18	A	Central Mich.	39 66	30	H	Western Ky.	86 91	51	A	Ohio	71 79	109	H	Buffalo	69 65
								53	A	IUPUI	48 65	112	A	Kent St.	68 69
								80	A	Cincinnati	56 63	112	H	Kent St.	66 62
								94	H	Butler	74 70	123	N	Lehigh	54 52
												130	N	Wisconsin	56 67
												141	N	Providence	52 51
												164	H	Eastern Mich.	59 54
												167	H	Miami (OH)	80 63
												176	H	Western Mich.	68 65
												189	H	Akron	60 52
												196	A	New Mexico	70 57
												250	A	Bowling Green	86 80
												264	H	Xavier	70 49
												281	N	LMU (CA)	77 72
												331	A	Purdue Fort Wayne	83 52
LAST 10 Division I															
189	H	Akron	60 52	51	A	Ohio	71 79	18	A	Central Mich.	39 66				
176	H	Western Mich.	68 65	164	H	Eastern Mich.	59 54	250	A	Bowling Green	86 80				
112	A	Kent St.	68 69	112	H	Kent St.	66 62								
167	H	Miami (OH)	80 63												
109	H	Buffalo	69 65												

Non-Div I Games: Urbana 84 49

Ball St.

■ Loss,
 ■ Non-Conf, S Site,
 ■ Home
 ■ Away
 N Neutral

Average RPI Win:	126	WON-LOST	WINNING	LAST 10	STRENGTH OF	OPP. STRENGTH	TEAM	ADJ.	CONF.	ADJ CONF.
Average RPI Loss:	1	RECORD	PCT. RANK	GAMES	SCHEDULE	OF SCHEDULE	RPI	RPI	RPI	RPI
DIV. I ONLY	21- 1	4	10-0	56	13	8	8	3	3	
DIV. I NON-CONF.	11- 1	13	1-0	176	16	34	34	4	4	
TOTALS	RPI 1-25	RPI 26-50	W-L RECORDS	RPI 51-100	RPI 101-150	RPI 150+				
21- 1	3- 1	4- 0	OVERALL	4- 0	3- 0	7- 0				
13- 0	0- 0	2- 0	HOME	3- 0	1- 0	7- 0				
6- 0	2- 0	2- 0	AWAY	0- 0	2- 0	0- 0				
2- 1	1- 1	0- 0	NEUTRAL	1- 0	0- 0	0- 0				
11- 1	2- 1	0- 0	NON-CONFERENCE	3- 0	0- 0	6- 0				
8- 0	0- 0	0- 0	HOME	2- 0	0- 0	6- 0				
1- 0	1- 0	0- 0	AWAY	0- 0	0- 0	0- 0				
2- 1	1- 1	0- 0	NEUTRAL	1- 0	0- 0	0- 0				
10- 0	1- 0	4- 0	CONFERENCE	1- 0	3- 0	1- 0				
5- 0	0- 0	2- 0	HOME	1- 0	1- 0	1- 0				
5- 0	1- 0	2- 0	AWAY	0- 0	2- 0	0- 0				
0- 0	0- 0	0- 0	NEUTRAL	0- 0	0- 0	0- 0				

RPI 1-25				RPI 26-50				RPI 51-100				RPI 101+			
RPI	S	Opponent	Score	RPI	S	Opponent	Score	RPI	S	Opponent	Score	RPI	S	Opponent	Score
1	N	South Carolina	59 74	31	A	Texas	64 44	56	H	West Virginia	91 51	102	A	Kansas St.	54 40
6	A	UConn	74 58	44	H	Oklahoma St.	94 48	67	H	South Fla.	58 46	119	A	Kansas	90 47
15	N	Indiana	77 62	45	A	Oklahoma	77 56	82	H	Georgia	72 38	119	H	Kansas	97 44
22	A	TCU	66 57	49	H	Iowa St.	83 62	93	N	Washington St.	89 66	157	H	Texas Tech	87 79
												229	H	Lamar University	90 28
												239	H	Arkansas St.	111 43
												248	H	Morehead St.	94 47
												254	H	New Hampshire	97 29
												323	H	Houston Baptist	112 42
												346	H	Grambling	120 46
LAST 10 Division I															
				102	A	Kansas St.	54 40	22	A	TCU	66 57				
				119	H	Kansas	97 44	56	H	West Virginia	91 51				
				31	A	Texas	64 44	119	A	Kansas	90 47				
				49	H	Iowa St.	83 62	44	H	Oklahoma St.	94 48				
				157	H	Texas Tech	87 79	6	A	UConn	74 58				

Non-Div I Games:

Baylor

■ Loss,
 ■ Non-Conf, S Site,
 ■ Home
 ■ Away
 N Neutral

Average RPI Win:	204	WON-LOST	WINNING	LAST 10	STRENGTH OF	OPP. STRENGTH	TEAM	ADJ.	CONF.	ADJ CONF.
Average RPI Loss:	82	RECORD	PCT. RANK	GAMES	SCHEDULE	OF SCHEDULE	RPI	RPI	RPI	RPI
DIV. I ONLY	15- 8	84	8-2	74	161	55	55	20	20	
DIV. I NON-CONF.	5- 6	187	0	29	14	88	88	24	24	
TOTALS	RPI 1-25	RPI 26-50	W-L RECORDS	RPI 51-100	RPI 101-150	RPI 150+				
15- 8	0- 1	0- 4	OVERALL	2- 1	1- 1	12- 1				
10- 0	0- 0	0- 0	HOME	2- 0	0- 0	8- 0				
5- 6	0- 0	0- 3	AWAY	0- 1	1- 1	4- 1				
0- 2	0- 1	0- 1	NEUTRAL	0- 0	0- 0	0- 0				
5- 6	0- 1	0- 4	NON-CONFERENCE	2- 0	0- 1	3- 0				
4- 0	0- 0	0- 0	HOME	2- 0	0- 0	2- 0				
1- 4	0- 0	0- 3	AWAY	0- 0	0- 1	1- 0				
0- 2	0- 1	0- 1	NEUTRAL	0- 0	0- 0	0- 0				
10- 2	0- 0	0- 0	CONFERENCE	0- 1	1- 0	9- 1				
6- 0	0- 0	0- 0	HOME	0- 0	0- 0	6- 0				
4- 2	0- 0	0- 0	AWAY	0- 1	1- 0	3- 1				
0- 0	0- 0	0- 0	NEUTRAL	0- 0	0- 0	0- 0				

RPI 1-25				RPI 26-50				RPI 51-100				Team's RPI: 55	RPI 101+			
RPI	S	Opponent	Score	RPI	S	Opponent	Score	RPI	S	Opponent	Score		RPI	S	Opponent	Score
3	N	Maryland	26 90	30	A	Western Ky.	46 77	52	H	UCF	72 37		128	A	Southeast Mo. St.	57 45
				33	N	Virginia Tech	58 60	61	H	Middle Tenn.	68 57		147	A	Toledo	48 53
				36	A	Marquette	51 53	69	A	UT Martin	57 74		163	A	Tennessee Tech	59 47
				38	A	Arkansas	60 91						192	A	Austin Peay	53 52
													192	H	Austin Peay	69 46
													202	H	Northern Ky.	62 45
													224	H	Eastern Ill.	69 45
													232	H	Chattanooga	63 50
													241	A	Murray St.	86 56
													241	H	Murray St.	70 53
													248	H	Morehead St.	71 62
													270	H	Eastern Ky.	68 48
													276	A	Lipscomb	69 68
													297	A	Jacksonville St.	41 60
													338	H	SIUE	69 48
LAST 10 Division I																
192	H	Austin Peay	69 46	241	A	Murray St.	86 56									
241	H	Murray St.	70 53	248	H	Morehead St.	71 62									
297	A	Jacksonville St.	41 60	270	H	Eastern Ky.	68 48									
163	A	Tennessee Tech	59 47	69	A	UT Martin	57 74									
192	A	Austin Peay	53 52	128	A	Southeast Mo. St.	57 45									

Non-Div I Games:

Belmont

Average RPI Win:	265	WON-LOST	WINNING	LAST 10	STRENGTH OF	OPP. STRENGTH	TEAM	ADJ.	CONF.	ADJ CONF.
Average RPI Loss:	88	RECORD	PCT. RANK	GAMES	SCHEDULE	OF SCHEDULE	RPI	RPI	RPI	RPI
DIV. I ONLY	15- 5	42	9-1	273	301	114	114	29	29	
DIV. I NON-CONF.	6- 4	123	0	267	101	147	147	29	29	
TOTALS	RPI 1-25	RPI 26-50	W-L RECORDS	RPI 51-100	RPI 101-150	RPI 150+				
15- 5	0- 1	0- 0	OVERALL	0- 2	2- 1	13- 1				
6- 2	0- 1	0- 0	HOME	0- 1	1- 0	5- 0				
8- 3	0- 0	0- 0	AWAY	0- 1	1- 1	7- 1				
1- 0	0- 0	0- 0	NEUTRAL	0- 0	0- 0	1- 0				
6- 4	0- 1	0- 0	NON-CONFERENCE	0- 2	0- 1	6- 0				
1- 2	0- 1	0- 0	HOME	0- 1	0- 0	1- 0				
4- 2	0- 0	0- 0	AWAY	0- 1	0- 1	4- 0				
1- 0	0- 0	0- 0	NEUTRAL	0- 0	0- 0	1- 0				
9- 1	0- 0	0- 0	CONFERENCE	0- 0	2- 0	7- 1				
5- 0	0- 0	0- 0	HOME	0- 0	1- 0	4- 0				
4- 1	0- 0	0- 0	AWAY	0- 0	1- 0	3- 1				
0- 0	0- 0	0- 0	NEUTRAL	0- 0	0- 0	0- 0				

RPI 1-25			RPI 26-50			RPI 51-100			RPI 101+ Team's RPI: 114		
RPI	S	Opponent	Score	RPI	S	Opponent	Score	RPI	S	Opponent	Score
18	H	Central Mich.	67 92					58	H	Troy	62 68
								65	A	Alabama	49 60
								125	A	Auburn	56 74
								138	A	N.C. A&T	69 58
								138	H	N.C. A&T	70 50
								173	A	Norfolk St.	51 61
								194	A	Jacksonville	53 52
								209	A	Stetson	59 55
								249	N	Appalachian St.	61 44
								253	H	Morgan St.	74 65
								255	A	Howard	75 59
								255	H	Howard	88 59
								286	A	FIU	65 60
								299	H	Ga. Southern	75 57
								320	H	N.C. Central	73 52
								342	H	Coppin St.	82 51
								343	A	Charleston So.	81 41
								345	A	Florida A&M	78 57
								348	A	South Carolina St.	66 55
LAST 10 Division I											
255	H	Howard	88 59	320	H	N.C. Central	73 52				
138	H	N.C. A&T	70 50	253	H	Morgan St.	74 65				
345	A	Florida A&M	78 57	342	H	Coppin St.	82 51				
348	A	South Carolina St.	66 55	255	A	Howard	75 59				
138	A	N.C. A&T	69 58	173	A	Norfolk St.	51 61				

Non-Div I Games: Edward Waters 79 46 Palm Beach Atl. 68 45

Bethune-Cookman

Loss, Non-Conf, S Site, H Home A Away N Neutral

Binghamton

Through Games Of Feb. 11, 2020

Average RPI Win:	265	WON-LOST	WINNING	LAST 10	STRENGTH OF	OPP. STRENGTH	TEAM	ADJ.	CONF.	ADJ CONF.
Average RPI Loss:	200	RECORD	PCT. RANK	GAMES	SCHEDULE	OF SCHEDULE	RPI	RPI	RPI	RPI
DIV. I ONLY	15- 7	66	5-5	343	281	193	193	27	27	
DIV. I NON-CONF.	10- 2	29	0	327	248	114	114	27	27	
TOTALS	RPI 1-25	RPI 26-50	W-L RECORDS	RPI 51-100	RPI 101-150	RPI 150+				
15- 7	0- 0	0- 0	OVERALL	0- 2	1- 0	14- 5				
8- 2	0- 0	0- 0	HOME	0- 1	0- 0	8- 1				
6- 4	0- 0	0- 0	AWAY	0- 1	1- 0	5- 3				
1- 1	0- 0	0- 0	NEUTRAL	0- 0	0- 0	1- 1				
10- 2	0- 0	0- 0	NON-CONFERENCE	0- 1	1- 0	9- 1				
5- 0	0- 0	0- 0	HOME	0- 0	0- 0	5- 0				
4- 1	0- 0	0- 0	AWAY	0- 1	1- 0	3- 0				
1- 1	0- 0	0- 0	NEUTRAL	0- 0	0- 0	1- 1				
5- 5	0- 0	0- 0	CONFERENCE	0- 1	0- 0	5- 4				
3- 2	0- 0	0- 0	HOME	0- 1	0- 0	3- 1				
2- 3	0- 0	0- 0	AWAY	0- 0	0- 0	2- 3				
0- 0	0- 0	0- 0	NEUTRAL	0- 0	0- 0	0- 0				

RPI S	Opponent	Score	RPI S	Opponent	Score	RPI S	Opponent	Score	RPI S	Opponent	Score	Team's RPI: 193
						74	A Miami (FL)	56 79	132	A Cornell	59 56	
						78	H Stony Brook	60 67	159	H Lafayette	74 64	
									164	H Eastern Mich.	78 67	
									192	N Austin Peay	63 80	
									219	H UMass Lowell	56 66	
									225	A Maine	65 75	
									225	H Maine	73 63	
									254	A New Hampshire	63 53	
									261	A Delaware St.	75 66	
									269	H Niagara	74 55	
									275	A Siena	89 62	
									284	H St. Bonaventure	78 67	
									293	A UMBC	61 43	
									304	A Vermont	62 65	
									308	A Albany (NY)	53 56	
									308	H Albany (NY)	58 42	
									325	A Fairleigh Dickinson	60 48	
									329	H NJIT	75 40	
									346	N Grambling	88 67	
									349	H Hartford	80 44	
LAST 10 Division I												
			225	A Maine	65 75		225	H Maine	73 63			
			308	H Albany (NY)	58 42		304	A Vermont	62 65			
			349	H Hartford	80 44		219	H UMass Lowell	56 66			
			254	A New Hampshire	63 53		293	A UMBC	61 43			
			78	H Stony Brook	60 67		308	A Albany (NY)	53 56			

Non-Div I Games: Bloomsburg 70 45

Binghamton

Loss, Non-Conf, S Site, H Home A Away N Neutral

Average RPI Win:	231	WON-LOST	WINNING	LAST 10	STRENGTH OF	OPP. STRENGTH	TEAM	ADJ.	CONF.	ADJ CONF.
Average RPI Loss:	111	RECORD	PCT. RANK	GAMES	SCHEDULE	OF SCHEDULE	RPI	RPI	RPI	RPI
DIV. I ONLY	14- 9	105	6-4	145	155	126	126	17	17	
DIV. I NON-CONF.	6- 4	123	0	64	37	85	85	23	23	
TOTALS	RPI 1-25	RPI 26-50	W-L RECORDS	RPI 51-100	RPI 101-150	RPI 150+				
14- 9	0- 3	0- 0	OVERALL	1- 2	1- 0	12- 4				
9- 4	0- 1	0- 0	HOME	1- 2	0- 0	8- 1				
5- 5	0- 2	0- 0	AWAY	0- 0	1- 0	4- 3				
0- 0	0- 0	0- 0	NEUTRAL	0- 0	0- 0	0- 0				
6- 4	0- 3	0- 0	NON-CONFERENCE	1- 1	1- 0	4- 0				
4- 2	0- 1	0- 0	HOME	1- 1	0- 0	3- 0				
2- 2	0- 2	0- 0	AWAY	0- 0	1- 0	1- 0				
0- 0	0- 0	0- 0	NEUTRAL	0- 0	0- 0	0- 0				
8- 5	0- 0	0- 0	CONFERENCE	0- 1	0- 0	8- 4				
5- 2	0- 0	0- 0	HOME	0- 1	0- 0	5- 1				
3- 3	0- 0	0- 0	AWAY	0- 0	0- 0	3- 3				
0- 0	0- 0	0- 0	NEUTRAL	0- 0	0- 0	0- 0				

RPI 1-25				RPI 26-50				RPI 51-100				RPI 101+				Team's RPI: 126	
RPI	S	Opponent	Score	RPI	S	Opponent	Score	RPI	S	Opponent	Score	RPI	S	Opponent	Score		
4	H	Missouri St.	69 72					59	H	Fresno St.	80 85	115	A	UAB	83 81		
12	A	Louisville	82 98					70	H	BYU	66 55	153	A	San Jose St.	61 74		
22	A	TCU	65 77					93	H	Washington St.	68 80	177	A	UNLV	65 66		
												186	H	Pepperdine	76 74		
												196	H	New Mexico	83 82		
												204	A	Wyoming	68 73		
												204	H	Wyoming	67 48		
												206	H	Portland St.	82 57		
												257	A	Nevada	83 72		
												257	H	Nevada	54 40		
												258	H	San Diego St.	86 72		
												267	A	Colorado St.	72 69		
												277	A	Utah St.	65 59		
												277	H	Utah St.	56 58		
												307	A	Eastern Wash.	63 61		
												311	H	Air Force	70 61		
												324	H	Utah Valley	77 69		
LAST 10 Division I																	
277	H	Utah St.	56 58	277	A	Utah St.	65 59										
204	H	Wyoming	67 48	311	H	Air Force	70 61										
257	A	Nevada	83 72	258	H	San Diego St.	86 72										
153	A	San Jose St.	61 74	177	A	UNLV	65 66										
59	H	Fresno St.	80 85	257	H	Nevada	54 40										

Non-Div I Games: Lewis-Clark St. 88 34 Western Ore. 75 32

Boise St.

Average RPI Win:	169	WON-LOST	WINNING	LAST 10	STRENGTH OF	OPP. STRENGTH	TEAM	ADJ.	CONF.	ADJ CONF.
Average RPI Loss:	61	RECORD	PCT. RANK	GAMES	SCHEDULE	OF SCHEDULE	RPI	RPI	RPI	RPI
DIV. I ONLY	13- 10	131	6-4	62	53	77	77	5	5	
DIV. I NON-CONF.	7- 4	100	0	110	159	84	84	3	3	
TOTALS	RPI 1-25	RPI 26-50	W-L RECORDS	RPI 51-100	RPI 101-150	RPI 150+				
13- 10	1- 3	0- 3	OVERALL	1- 2	5- 2	6- 0				
6- 4	0- 2	0- 1	HOME	0- 1	2- 0	4- 0				
6- 5	1- 1	0- 2	AWAY	1- 0	2- 2	2- 0				
1- 1	0- 0	0- 0	NEUTRAL	0- 1	1- 0	0- 0				
7- 4	0- 1	0- 0	NON-CONFERENCE	0- 1	3- 2	4- 0				
5- 0	0- 0	0- 0	HOME	0- 0	1- 0	4- 0				
1- 3	0- 1	0- 0	AWAY	0- 0	1- 2	0- 0				
1- 1	0- 0	0- 0	NEUTRAL	0- 1	1- 0	0- 0				
6- 6	1- 2	0- 3	CONFERENCE	1- 1	2- 0	2- 0				
1- 4	0- 2	0- 1	HOME	0- 1	1- 0	0- 0				
5- 2	1- 0	0- 2	AWAY	1- 0	1- 0	2- 0				
0- 0	0- 0	0- 0	NEUTRAL	0- 0	0- 0	0- 0				

RPI 1-25				RPI 26-50				RPI 51-100 Team's RPI: 77				RPI 101+			
RPI	S	Opponent	Score	RPI	S	Opponent	Score	RPI	S	Opponent	Score	RPI	S	Opponent	Score
12	H	Louisville	70 81	33	A	Virginia Tech	49 70	76	N	Charlotte	68 84	104	A	Notre Dame	75 65
13	H	NC State	54 72	37	A	Duke	73 85	88	A	Georgia Tech	55 48	117	H	VCU	87 52
16	A	Northwestern	63 66	50	H	Virginia	52 69	89	H	Syracuse	79 89	118	H	Wake Forest	67 54
23	A	Florida St.	65 56									141	A	Providence	60 76
												143	A	Holy Cross	71 80
												144	N	Tulane	89 76
												150	A	Boston U.	88 57
												188	H	Rhode Island	66 55
												197	A	Clemson	70 68
												219	H	UMass Lowell	89 46
												261	H	Delaware St.	109 69
												279	A	Pittsburgh	79 70
												313	H	St. Francis Brooklyn	106 69
LAST 10 Division I															
197	A	Clemson	70 68	88	A	Georgia Tech	55 48	12	H	Louisville	70 81				
89	H	Syracuse	79 89	50	H	Virginia	52 69								
118	H	Wake Forest	67 54	104	A	Notre Dame	75 65								
23	A	Florida St.	65 56	279	A	Pittsburgh	79 70								
33	A	Virginia Tech	49 70												

Non-Div I Games:

Boston College

■ Loss,
 ■ Non-Conf,
 ■ S Site,
 ■ H Home
 ■ A Away
 N Neutral

Average RPI Win:	206	WON-LOST	WINNING	LAST 10	STRENGTH OF	OPP. STRENGTH	TEAM	ADJ.	CONF.	ADJ CONF.
Average RPI Loss:	135	RECORD	PCT. RANK	GAMES	SCHEDULE	OF SCHEDULE	RPI	RPI	RPI	RPI
DIV. I ONLY	12- 10	146	7-3	170	151	150	150	15	15	
DIV. I NON-CONF.	5- 6	187	0	186	131	197	197	16	16	
TOTALS	RPI 1-25	RPI 26-50	W-L RECORDS	RPI 51-100	RPI 101-150	RPI 150+				
12- 10	0- 0	0- 0	OVERALL	1- 4	3- 3	8- 3				
6- 5	0- 0	0- 0	HOME	1- 4	2- 1	3- 0				
6- 5	0- 0	0- 0	AWAY	0- 0	1- 2	5- 3				
0- 0	0- 0	0- 0	NEUTRAL	0- 0	0- 0	0- 0				
5- 6	0- 0	0- 0	NON-CONFERENCE	0- 3	1- 2	4- 1				
2- 4	0- 0	0- 0	HOME	0- 3	1- 1	1- 0				
3- 2	0- 0	0- 0	AWAY	0- 0	0- 1	3- 1				
0- 0	0- 0	0- 0	NEUTRAL	0- 0	0- 0	0- 0				
7- 4	0- 0	0- 0	CONFERENCE	1- 1	2- 1	4- 2				
4- 1	0- 0	0- 0	HOME	1- 1	1- 0	2- 0				
3- 3	0- 0	0- 0	AWAY	0- 0	1- 1	2- 2				
0- 0	0- 0	0- 0	NEUTRAL	0- 0	0- 0	0- 0				

RPI 1-25				RPI 26-50				RPI 51-100				RPI 101+ Team's RPI: 150			
RPI	S	Opponent	Score	RPI	S	Opponent	Score	RPI	S	Opponent	Score	RPI	S	Opponent	Score
								60	H	Marist	75 89	123	A	Lehigh	34 51
								71	H	Bucknell	52 48	140	A	California	62 73
								77	H	Boston College	57 88	143	A	Holy Cross	62 51
								83	H	Colgate	61 70	143	H	Holy Cross	76 70
								100	H	Harvard	39 66	146	H	Northeastern	72 56
												149	H	Massachusetts	45 58
												159	A	Lafayette	57 59
												162	A	UC Davis	68 75
												181	H	American	59 44
												198	H	Dartmouth	74 56
												225	A	Maine	62 49
												252	A	Loyola Maryland	41 39
												252	H	Loyola Maryland	44 42
												254	A	New Hampshire	78 64
												296	A	Navy	41 46
												300	A	Army West Point	72 66
												308	A	Albany (NY)	60 58
LAST 10 Division I															
143	A	Holy Cross	62 51	83	H	Colgate	61 70								
71	H	Bucknell	52 48	252	H	Loyola Maryland	44 42								
252	A	Loyola Maryland	41 39	300	A	Army West Point	72 66								
143	H	Holy Cross	76 70	123	A	Lehigh	34 51								
296	A	Navy	41 46	181	H	American	59 44								

Non-Div I Games:

Boston U.

Bowling Green

Through Games Of Feb. 11, 2020

Average RPI Win:	231	WON-LOST	WINNING	LAST 10	STRENGTH OF	OPP. STRENGTH	TEAM	ADJ.	CONF.	ADJ CONF.
Average RPI Loss:	137	RECORD	PCT. RANK	GAMES	SCHEDULE	OF SCHEDULE	RPI	RPI	RPI	RPI
DIV. I ONLY	6- 14	284	1-9	163	152	250	250	10	10	
DIV. I NON-CONF.	5- 5	164	0	200	258	160	160	10	10	
TOTALS	RPI 1-25	RPI 26-50	W-L RECORDS	RPI 51-100	RPI 101-150	RPI 150+				
6- 14	0- 0	0- 1	OVERALL	0- 2	0- 5	6- 6				
3- 4	0- 0	0- 0	HOME	0- 1	0- 0	3- 3				
2- 8	0- 0	0- 1	AWAY	0- 1	0- 4	2- 2				
1- 2	0- 0	0- 0	NEUTRAL	0- 0	0- 1	1- 1				
5- 5	0- 0	0- 1	NON-CONFERENCE	0- 0	0- 2	5- 2				
2- 0	0- 0	0- 0	HOME	0- 0	0- 0	2- 0				
2- 3	0- 0	0- 1	AWAY	0- 0	0- 1	2- 1				
1- 2	0- 0	0- 0	NEUTRAL	0- 0	0- 1	1- 1				
1- 9	0- 0	0- 0	CONFERENCE	0- 2	0- 3	1- 4				
1- 4	0- 0	0- 0	HOME	0- 1	0- 0	1- 3				
0- 5	0- 0	0- 0	AWAY	0- 1	0- 3	0- 1				
0- 0	0- 0	0- 0	NEUTRAL	0- 0	0- 0	0- 0				

RPI S	Opponent	Score	RPI S	Opponent	Score	RPI S	Opponent	Score	RPI S	Opponent	Score	Team's RPI: 250
39	A Purdue	74 81	51	A Ohio	69 79	109	A Buffalo	59 65	112	A Kent St.	47 61	
			72	H Ball St.	80 86	137	A Loyola Chicago	76 84	139	N Green Bay	54 73	
						147	A Toledo	72 79	164	A Eastern Mich.	61 78	
						167	H Miami (OH)	59 80	171	H Northern Ill.	87 92	
						176	H Western Mich.	72 63	184	A Valparaiso	90 95	
						189	H Akron	73 76	190	H Cleveland St.	89 62	
						237	A Milwaukee	63 51	243	N San Francisco	56 64	
						245	A Marshall	82 69	248	H Morehead St.	79 65	
						290	N California Baptist	98 60				
LAST 10 Division I												
171	H Northern Ill.	87 92	147	A Toledo	72 79							
112	A Kent St.	47 61	109	A Buffalo	59 65							
167	H Miami (OH)	59 80	189	H Akron	73 76							
51	A Ohio	69 79	72	H Ball St.	80 86							
176	H Western Mich.	72 63	164	A Eastern Mich.	61 78							

Non-Div I Games: Davis & Elkins 91 52 Notre Dame (OH) 88 54

Bowling Green

■ Loss,
 ■ Non-Conf,
 ■ S Site,
 ■ H Home
 ■ A Away
 N Neutral

Average RPI Win:	183	WON-LOST	WINNING	LAST 10	STRENGTH OF	OPP. STRENGTH	TEAM	ADJ.	CONF.	ADJ CONF.
Average RPI Loss:	55	RECORD	PCT. RANK	GAMES	SCHEDULE	OF SCHEDULE	RPI	RPI	RPI	RPI
DIV. I ONLY	16- 4	31	8-2	153	91	42	42	7	7	
DIV. I NON-CONF.	8- 2	51	0	282	135	95	95	7	7	
TOTALS	RPI 1-25	RPI 26-50	W-L RECORDS	RPI 51-100	RPI 101-150	RPI 150+				
16- 4	0- 1	2- 1	OVERALL	2- 2	2- 0	10- 0				
8- 0	0- 0	2- 0	HOME	1- 0	0- 0	5- 0				
5- 3	0- 1	0- 1	AWAY	1- 1	1- 0	3- 0				
3- 1	0- 0	0- 0	NEUTRAL	0- 1	1- 0	2- 0				
8- 2	0- 0	0- 1	NON-CONFERENCE	0- 1	1- 0	7- 0				
3- 0	0- 0	0- 0	HOME	0- 0	0- 0	3- 0				
2- 1	0- 0	0- 1	AWAY	0- 0	0- 0	2- 0				
3- 1	0- 0	0- 0	NEUTRAL	0- 1	1- 0	2- 0				
8- 2	0- 1	2- 0	CONFERENCE	2- 1	1- 0	3- 0				
5- 0	0- 0	2- 0	HOME	1- 0	0- 0	2- 0				
3- 2	0- 1	0- 0	AWAY	1- 1	1- 0	1- 0				
0- 0	0- 0	0- 0	NEUTRAL	0- 0	0- 0	0- 0				

RPI 1-25				RPI 26-50				Team's RPI: 42		RPI 51-100				RPI 101+			
RPI	S	Opponent	Score	RPI	S	Opponent	Score		RPI	S	Opponent	Score	RPI	S	Opponent	Score	
4	A	Missouri St.	56 90	29	H	Drake	77 76		79	A	Illinois St.	66 62	131	N	Richmond	61 57	
				34	A	Michigan	57 77		79	H	Illinois St.	76 61	137	A	Loyola Chicago	60 47	
				46	H	UNI	61 47		85	A	Southern Ill.	50 64	152	H	Jackson St.	78 69	
									98	N	Liberty	63 75	167	H	Miami (OH)	79 68	
													184	A	Valparaiso	75 61	
													210	A	Western Ill.	84 49	
													226	N	George Mason	61 59	
													282	A	Oakland	74 58	
													283	H	Indiana St.	91 75	
													291	H	North Dakota St.	70 64	
													307	N	Eastern Wash.	66 46	
													327	H	Evansville	82 51	
LAST 10 Division I																	
				79	A	Illinois St.	66 62		184	A	Valparaiso	75 61					
				85	A	Southern Ill.	50 64		137	A	Loyola Chicago	60 47					
				4	A	Missouri St.	56 90		79	H	Illinois St.	76 61					
				29	H	Drake	77 76		283	H	Indiana St.	91 75					
				46	H	UNI	61 47		327	H	Evansville	82 51					

Non-Div I Games: Eureka 101 39

Bradley

Average RPI Win:	264	WON-LOST	WINNING	LAST 10	STRENGTH OF	OPP. STRENGTH	TEAM	ADJ.	CONF.	ADJ CONF.
Average RPI Loss:	150	RECORD	PCT. RANK	GAMES	SCHEDULE	OF SCHEDULE	RPI	RPI	RPI	RPI
DIV. I ONLY	7- 12	252	4-6	203	232	211	211	8	8	
DIV. I NON-CONF.	6- 7	182	3-1	289	325	240	240	8	8	
TOTALS	RPI 1-25	RPI 26-50	W-L RECORDS	RPI 51-100	RPI 101-150	RPI 150+				
7- 12	0- 0	0- 2	OVERALL	0- 2	0- 3	7- 5				
1- 4	0- 0	0- 1	HOME	0- 0	0- 1	1- 2				
6- 7	0- 0	0- 1	AWAY	0- 2	0- 2	6- 2				
0- 1	0- 0	0- 0	NEUTRAL	0- 0	0- 0	0- 1				
6- 7	0- 0	0- 0	NON-CONFERENCE	0- 1	0- 2	6- 4				
1- 3	0- 0	0- 0	HOME	0- 0	0- 1	1- 2				
5- 3	0- 0	0- 0	AWAY	0- 1	0- 1	5- 1				
0- 1	0- 0	0- 0	NEUTRAL	0- 0	0- 0	0- 1				
1- 5	0- 0	0- 2	CONFERENCE	0- 1	0- 1	1- 1				
0- 1	0- 0	0- 1	HOME	0- 0	0- 0	0- 0				
1- 4	0- 0	0- 1	AWAY	0- 1	0- 1	1- 1				
0- 0	0- 0	0- 0	NEUTRAL	0- 0	0- 0	0- 0				

RPI S	Opponent	Score	RPI S	Opponent	Score	RPI S	Opponent	Score	RPI S	Opponent	Score	Team's RPI: 211
40	A Yale	72 79	40	H Yale	40 73	67	A South Fla.	60 70	132	A Cornell	63 74	
						100	A Harvard	53 68	143	H Holy Cross	71 83	
									149	A Massachusetts	42 95	
									160	A Columbia	60 74	
									188	N Rhode Island	44 89	
									198	A Dartmouth	83 71	
									201	H Merrimack	57 72	
									225	H Maine	76 70	
									228	A Fairfield	58 44	
									254	A New Hampshire	76 68	
									260	A Longwood	76 86	
									286	A FIU	72 57	
									314	A Bryant	56 50	
									314	H Bryant	44 45	
									344	A Central Conn. St.	83 73	
LAST 10 Division I												
100	A Harvard	53 68	40	A Yale	72 79							
198	A Dartmouth	83 71	67	A South Fla.	60 70							
160	A Columbia	60 74	286	A FIU	72 57							
132	A Cornell	63 74	228	A Fairfield	58 44							
40	H Yale	40 73	314	A Bryant	56 50							

Non-Div I Games:

Brown

■ Loss,
 ■ Non-Conf,
 ■ S Site,
 ■ H Home
 ■ A Away
 N Neutral

Average RPI Win: 291	WON-LOST	WINNING	LAST 10	STRENGTH OF	OPP. STRENGTH	TEAM	ADJ.	CONF.	ADJ CONF.
Average RPI Loss: 208	RECORD	PCT. RANK	GAMES	SCHEDULE	OF SCHEDULE	RPI	RPI	RPI	RPI
DIV. I ONLY	7- 15	270	5-5	328	321	314	314	30	30
DIV. I NON-CONF.	2- 9	304	0	316	242	334	334	30	30
TOTALS	RPI 1-25	RPI 26-50	W-L RECORDS	RPI 51-100	RPI 101-150	RPI 150+			
7- 15	0- 0	0- 0	OVERALL	0- 1	0- 3	7- 11			
4- 7	0- 0	0- 0	HOME	0- 0	0- 1	4- 6			
3- 8	0- 0	0- 0	AWAY	0- 1	0- 2	3- 5			
0- 0	0- 0	0- 0	NEUTRAL	0- 0	0- 0	0- 0			
2- 9	0- 0	0- 0	NON-CONFERENCE	0- 1	0- 2	2- 6			
1- 4	0- 0	0- 0	HOME	0- 0	0- 1	1- 3			
1- 5	0- 0	0- 0	AWAY	0- 1	0- 1	1- 3			
0- 0	0- 0	0- 0	NEUTRAL	0- 0	0- 0	0- 0			
5- 6	0- 0	0- 0	CONFERENCE	0- 0	0- 1	5- 5			
3- 3	0- 0	0- 0	HOME	0- 0	0- 0	3- 3			
2- 3	0- 0	0- 0	AWAY	0- 0	0- 1	2- 2			
0- 0	0- 0	0- 0	NEUTRAL	0- 0	0- 0	0- 0			

RPI 1-25				RPI 26-50				RPI 51-100				RPI 101+				Team's RPI: 314	
RPI	S	Opponent	Score	RPI	S	Opponent	Score	RPI	S	Opponent	Score	RPI	S	Opponent	Score		
								57	A	Minnesota	56	101	141	H	Providence	32	76
												142	A	Robert Morris	39	69	
												143	A	Holy Cross	75	87	
												172	A	Illinois	55	69	
												200	A	Mt. St. Mary's	72	67	
												200	H	Mt. St. Mary's	70	76	
												201	A	Merrimack	66	78	
												211	A	Brown	45	44	
												211	H	Brown	50	56	
												219	H	UMass Lowell	35	55	
												251	A	Saint Francis (PA)	58	64	
												251	H	Saint Francis (PA)	60	63	
												254	H	New Hampshire	56	68	
												280	H	Wagner	45	58	
												300	A	Army West Point	75	81	
												304	A	Vermont	66	71	
												308	H	Albany (NY)	68	55	
												313	H	St. Francis Brooklyn	78	59	
												325	A	Fairleigh Dickinson	57	45	
												337	H	LIU Brooklyn	57	53	
												344	H	Central Conn. St.	59	47	
LAST 10 Division I																	
				313	H	St. Francis Brooklyn	78	59	200	A	Mt. St. Mary's	72	67				
				344	H	Central Conn. St.	59	47	337	H	LIU Brooklyn	57	53				
				142	A	Robert Morris	39	69	200	H	Mt. St. Mary's	70	76				
				251	A	Saint Francis (PA)	58	64	201	A	Merrimack	66	78				
				280	H	Wagner	45	58	325	A	Fairleigh Dickinson	57	45				

Non-Div I Games:

Bryant

■ Loss,
 ■ Non-Conf,
 ■ S Site,
 ■ H Home
 ■ A Away
 N Neutral

Average RPI Win:	204	WON-LOST	WINNING	LAST 10	STRENGTH OF	OPP. STRENGTH	TEAM	ADJ.	CONF.	ADJ CONF.
Average RPI Loss:	130	RECORD	PCT. RANK	GAMES	SCHEDULE	OF SCHEDULE	RPI	RPI	RPI	RPI
DIV. I ONLY	16- 6	51	8-2	178	166	71	71	15	15	
DIV. I NON-CONF.	7- 4	100	0	107	193	77	77	16	16	
TOTALS	RPI 1-25	RPI 26-50	W-L RECORDS	RPI 51-100	RPI 101-150	RPI 150+				
16- 6	0- 0	0- 1	OVERALL	3- 2	2- 1	11- 2				
8- 1	0- 0	0- 0	HOME	2- 1	0- 0	6- 0				
6- 5	0- 0	0- 1	AWAY	0- 1	2- 1	4- 2				
2- 0	0- 0	0- 0	NEUTRAL	1- 0	0- 0	1- 0				
7- 4	0- 0	0- 1	NON-CONFERENCE	2- 2	0- 0	5- 1				
3- 1	0- 0	0- 0	HOME	1- 1	0- 0	2- 0				
2- 3	0- 0	0- 1	AWAY	0- 1	0- 0	2- 1				
2- 0	0- 0	0- 0	NEUTRAL	1- 0	0- 0	1- 0				
9- 2	0- 0	0- 0	CONFERENCE	1- 0	2- 1	6- 1				
5- 0	0- 0	0- 0	HOME	1- 0	0- 0	4- 0				
4- 2	0- 0	0- 0	AWAY	0- 0	2- 1	2- 1				
0- 0	0- 0	0- 0	NEUTRAL	0- 0	0- 0	0- 0				

RPI 1-25				RPI 26-50				RPI 51-100				Team's RPI: 71	RPI 101+			
RPI	S	Opponent	Score	RPI	S	Opponent	Score	RPI	S	Opponent	Score		RPI	S	Opponent	Score
				50	A	Virginia	60 84						123	A	Lehigh	71 50
								54	H	Drexel	60 49		143	A	Holy Cross	51 40
								73	H	Temple	61 72		150	A	Boston U.	48 52
								78	A	Stony Brook	73 78		159	H	Lafayette	50 36
								80	N	Cincinnati	56 48		179	A	Quinnipiac	69 76
								83	H	Colgate	66 43		181	H	American	68 43
													226	A	George Mason	64 51
													251	A	Saint Francis (PA)	70 46
													252	A	Loyola Maryland	50 60
													252	H	Loyola Maryland	66 42
													255	N	Howard	70 60
													273	H	Monmouth	71 37
													284	H	St. Bonaventure	68 60
													296	A	Navy	61 34
													300	A	Army West Point	63 52
													300	H	Army West Point	77 46
LAST 10 Division I																
				252	H	Loyola Maryland	66 42						123	A	Lehigh	71 50
				150	A	Boston U.	48 52						181	H	American	68 43
				300	H	Army West Point	77 46						143	A	Holy Cross	51 40
				252	A	Loyola Maryland	50 60						296	A	Navy	61 34
				83	H	Colgate	66 43						159	H	Lafayette	50 36

Non-Div I Games:

Bucknell

Buffalo

Through Games Of Feb. 11, 2020

Average RPI Win:	199	WON-LOST	WINNING	LAST 10	STRENGTH OF	OPP. STRENGTH	TEAM	ADJ.	CONF.	ADJ CONF.
Average RPI Loss:	96	RECORD	PCT. RANK	GAMES	SCHEDULE	OF SCHEDULE	RPI	RPI	RPI	RPI
DIV. I ONLY	13- 8	97	4-6	148	113	109	109	10	10	
DIV. I NON-CONF.	9- 2	37	0	205	197	57	57	10	10	
TOTALS	RPI 1-25	RPI 26-50	W-L RECORDS	RPI 51-100	RPI 101-150	RPI 150+				
13- 8	0- 2	0- 0	OVERALL	2- 2	1- 2	10- 2				
7- 3	0- 1	0- 0	HOME	1- 1	0- 1	6- 0				
4- 5	0- 1	0- 0	AWAY	0- 1	1- 1	3- 2				
2- 0	0- 0	0- 0	NEUTRAL	1- 0	0- 0	1- 0				
9- 2	0- 1	0- 0	NON-CONFERENCE	2- 0	0- 0	7- 1				
5- 0	0- 0	0- 0	HOME	1- 0	0- 0	4- 0				
2- 2	0- 1	0- 0	AWAY	0- 0	0- 0	2- 1				
2- 0	0- 0	0- 0	NEUTRAL	1- 0	0- 0	1- 0				
4- 6	0- 1	0- 0	CONFERENCE	0- 2	1- 2	3- 1				
2- 3	0- 1	0- 0	HOME	0- 1	0- 1	2- 0				
2- 3	0- 0	0- 0	AWAY	0- 1	1- 1	1- 1				
0- 0	0- 0	0- 0	NEUTRAL	0- 0	0- 0	0- 0				

RPI 1-25				RPI 26-50				RPI 51-100				RPI 101+ Team's RPI: 109			
RPI	S	Opponent	Score	RPI	S	Opponent	Score	RPI	S	Opponent	Score	RPI	S	Opponent	Score
10	A	Stanford	69 88					51	H	Ohio	65 76	112	A	Kent St.	57 44
18	H	Central Mich.	93 98					54	N	Drexel	63 59	147	A	Toledo	59 71
								64	H	Dayton	67 59	147	H	Toledo	62 78
								72	A	Ball St.	65 69	153	A	San Jose St.	88 95
												160	H	Columbia	82 75
												164	H	Eastern Mich.	66 63
												167	A	Miami (OH)	86 72
												171	A	Northern Ill.	63 64
												181	N	American	73 55
												198	H	Dartmouth	73 49
												250	H	Bowling Green	65 59
												269	A	Niagara	81 67
												284	A	St. Bonaventure	46 36
												339	H	Canisius	71 55
												344	H	Central Conn. St.	61 56
LAST 10 Division I															
147	H	Toledo	62 78	164	H	Eastern Mich.	66 63								
171	A	Northern Ill.	63 64	250	H	Bowling Green	65 59								
18	H	Central Mich.	93 98	51	H	Ohio	65 76								
112	A	Kent St.	57 44	147	A	Toledo	59 71								
72	A	Ball St.	65 69	167	A	Miami (OH)	86 72								

Non-Div I Games:

Buffalo

■ Loss,
■ Non-Conf,
■ S Site,
■ H Home
■ A Away
N Neutral

Average RPI Win:	183	WON-LOST	WINNING	LAST 10	STRENGTH OF	OPP. STRENGTH	TEAM	ADJ.	CONF.	ADJ CONF.
Average RPI Loss:	53	RECORD	PCT. RANK	GAMES	SCHEDULE	OF SCHEDULE	RPI	RPI	RPI	RPI
DIV. I ONLY	17- 6	45	9-1	193	63	94	94	6	6	
DIV. I NON-CONF.	8- 3	68	0	194	99	111	111	6	6	
TOTALS	RPI 1-25	RPI 26-50	W-L RECORDS	RPI 51-100	RPI 101-150	RPI 150+				
17- 6	0- 2	2- 0	OVERALL	4- 4	1- 0	10- 0				
11- 4	0- 2	1- 0	HOME	2- 2	0- 0	8- 0				
5- 1	0- 0	1- 0	AWAY	1- 1	1- 0	2- 0				
1- 1	0- 0	0- 0	NEUTRAL	1- 1	0- 0	0- 0				
8- 3	0- 1	0- 0	NON-CONFERENCE	2- 2	0- 0	6- 0				
7- 1	0- 1	0- 0	HOME	1- 0	0- 0	6- 0				
0- 1	0- 0	0- 0	AWAY	0- 1	0- 0	0- 0				
1- 1	0- 0	0- 0	NEUTRAL	1- 1	0- 0	0- 0				
9- 3	0- 1	2- 0	CONFERENCE	2- 2	1- 0	4- 0				
4- 3	0- 1	1- 0	HOME	1- 2	0- 0	2- 0				
5- 0	0- 0	1- 0	AWAY	1- 0	1- 0	2- 0				
0- 0	0- 0	0- 0	NEUTRAL	0- 0	0- 0	0- 0				

RPI 1-25				RPI 26-50				RPI 51-100 Team's RPI: 94				RPI 101+			
RPI	S	Opponent	Score	RPI	S	Opponent	Score	RPI	S	Opponent	Score	RPI	S	Opponent	Score
15	H	Indiana	53 64	35	A	Creighton	73 67	51	N	Ohio	60 55	141	A	Providence	50 47
19	H	DePaul	65 80	36	H	Marquette	61 55	53	H	IUPUI	64 61	189	H	Akron	76 55
								61	H	St. John's (NY)	42 67	195	H	High Point	74 52
								68	H	Seton Hall	62 67	242	A	Georgetown	47 46
								72	A	Ball St.	70 74	242	H	Georgetown	60 42
								82	N	Georgia	36 69	264	A	Xavier	78 70
								95	A	Villanova	58 41	264	H	Xavier	63 61
								95	H	Villanova	63 61	270	H	Eastern Ky.	73 41
												280	H	Wagner	74 58
												330	H	Detroit Mercy	82 60
												331	H	Purdue Fort Wayne	85 58
LAST 10 Division I															
95	H	Villanova	63 61	19	H	DePaul	65 80								
242	H	Georgetown	60 42	36	H	Marquette	61 55								
264	H	Xavier	63 61	242	A	Georgetown	47 46								
35	A	Creighton	73 67	95	A	Villanova	58 41								
141	A	Providence	50 47	264	A	Xavier	78 70								

Non-Div I Games:

Butler

■ Loss,
■ Non-Conf,
■ S Site,
■ H Home
■ A Away
N Neutral

CSU Bakersfield

Through Games Of Feb. 11, 2020

Average RPI Win:	251	WON-LOST	WINNING	LAST 10	STRENGTH OF	OPP. STRENGTH	TEAM	ADJ.	CONF.	ADJ CONF.
Average RPI Loss:	207	RECORD	PCT. RANK	GAMES	SCHEDULE	OF SCHEDULE	RPI	RPI	RPI	RPI
DIV. I ONLY	10- 9	157	5-5	257	304	220	220	31	31	
DIV. I NON-CONF.	5- 5	164	0-1	120	173	139	139	32	32	
TOTALS	RPI 1-25	RPI 26-50	W-L RECORDS	RPI 51-100	RPI 101-150	RPI 150+				
10- 9	0- 2	0- 0	OVERALL	0- 0	1- 1	9- 6				
7- 3	0- 0	0- 0	HOME	0- 0	1- 0	6- 3				
3- 6	0- 2	0- 0	AWAY	0- 0	0- 1	3- 3				
0- 0	0- 0	0- 0	NEUTRAL	0- 0	0- 0	0- 0				
5- 5	0- 2	0- 0	NON-CONFERENCE	0- 0	1- 1	4- 2				
5- 0	0- 0	0- 0	HOME	0- 0	1- 0	4- 0				
0- 5	0- 2	0- 0	AWAY	0- 0	0- 1	0- 2				
0- 0	0- 0	0- 0	NEUTRAL	0- 0	0- 0	0- 0				
5- 4	0- 0	0- 0	CONFERENCE	0- 0	0- 0	5- 4				
2- 3	0- 0	0- 0	HOME	0- 0	0- 0	2- 3				
3- 1	0- 0	0- 0	AWAY	0- 0	0- 0	3- 1				
0- 0	0- 0	0- 0	NEUTRAL	0- 0	0- 0	0- 0				

RPI 1-25				RPI 26-50				RPI 51-100				RPI 101+ Team's RPI: 220			
RPI	S	Opponent	Score	RPI	S	Opponent	Score	RPI	S	Opponent	Score	RPI	S	Opponent	Score
11	A	Gonzaga	48 92									105	H	Pacific	80 70
14	A	Oregon St.	50 69									135	A	Washington	49 80
												153	H	San Jose St.	75 71
												156	A	Wright St.	60 65
												222	H	UMKC	70 60
												238	A	Grand Canyon	59 54
												262	H	North Texas	61 52
												272	H	UC Santa Barbara	66 62
												289	A	UC Riverside	52 53
												290	A	California Baptist	66 61
												290	H	California Baptist	53 55
												306	H	UTRGV	52 66
												310	A	Seattle U	57 63
												320	H	N.C. Central	80 71
												321	H	New Mexico St.	60 59
												324	A	Utah Valley	55 53
												350	H	Chicago St.	58 60
LAST 10 Division I															
290	H	California Baptist	53 55	350	H	Chicago St.	58 60								
306	H	UTRGV	52 66	222	H	UMKC	70 60								
321	H	New Mexico St.	60 59	290	A	California Baptist	66 61								
310	A	Seattle U	57 63	238	A	Grand Canyon	59 54								
324	A	Utah Valley	55 53	289	A	UC Riverside	52 53								

Non-Div I Games: Fresno Pacific 95 64 Westcliff 100 44 Cal St. Dom. Hills 83 74

CSU Bakersfield

Loss, Non-Conf, S Site, H Home A Away N Neutral

Average RPI Win:	248	WON-LOST	WINNING	LAST 10	STRENGTH OF	OPP. STRENGTH	TEAM	ADJ.	CONF.	ADJ CONF.
Average RPI Loss:	181	RECORD	PCT. RANK	GAMES	SCHEDULE	OF SCHEDULE	RPI	RPI	RPI	RPI
DIV. I ONLY	8- 13	243	5-5	312	140	288	288	28	28	
DIV. I NON-CONF.	4- 9	250	1-1	281	38	275	275	26	26	
TOTALS	RPI 1-25	RPI 26-50	W-L RECORDS	RPI 51-100	RPI 101-150	RPI 150+				
8- 13	0- 1	0- 1	OVERALL	0- 2	1- 1	7- 8				
4- 6	0- 1	0- 1	HOME	0- 1	1- 0	3- 3				
3- 6	0- 0	0- 0	AWAY	0- 1	0- 1	3- 4				
1- 1	0- 0	0- 0	NEUTRAL	0- 0	0- 0	1- 1				
4- 9	0- 1	0- 1	NON-CONFERENCE	0- 2	1- 1	3- 4				
1- 4	0- 1	0- 1	HOME	0- 1	1- 0	0- 1				
2- 4	0- 0	0- 0	AWAY	0- 1	0- 1	2- 2				
1- 1	0- 0	0- 0	NEUTRAL	0- 0	0- 0	1- 1				
4- 4	0- 0	0- 0	CONFERENCE	0- 0	0- 0	4- 4				
3- 2	0- 0	0- 0	HOME	0- 0	0- 0	3- 2				
1- 2	0- 0	0- 0	AWAY	0- 0	0- 0	1- 2				
0- 0	0- 0	0- 0	NEUTRAL	0- 0	0- 0	0- 0				

RPI 1-25				RPI 26-50				RPI 51-100				RPI 101+ Team's RPI: 288			
RPI	S	Opponent	Score	RPI	S	Opponent	Score	RPI	S	Opponent	Score	RPI	S	Opponent	Score
5	H	UCLA	44 58	50	H	Virginia	47 72	84	H	Southern California	53 69	120	A	San Diego	40 59
								93	A	Washington St.	61 71	145	H	Portland	73 64
												162	A	UC Davis	39 61
												178	H	Hawaii	58 54
												203	H	Santa Clara	55 76
												231	N	SMU	58 68
												233	H	Cal St. Fullerton	63 57
												243	A	San Francisco	61 79
												258	A	San Diego St.	74 69
												266	A	Long Beach St.	52 60
												281	A	LMU (CA)	56 54
												283	N	Indiana St.	67 59
												289	H	UC Riverside	62 67
												290	A	California Baptist	56 64
												303	A	UC Irvine	56 51
												303	H	UC Irvine	70 62
												312	H	Cal Poly	41 52
LAST 10 Division I															
				289	H	UC Riverside	62 67			233	H	Cal St. Fullerton	63 57		
				312	H	Cal Poly	41 52			303	H	UC Irvine	70 62		
				162	A	UC Davis	39 61			178	H	Hawaii	58 54		
				303	A	UC Irvine	56 51			258	A	San Diego St.	74 69		
				266	A	Long Beach St.	52 60			120	A	San Diego	40 59		

Non-Div I Games: Hope Int'l 77 54

CSUN

■ Loss,
 ■ Non-Conf,
 ■ S Site,
 ■ H Home
 ■ A Away
 N Neutral

Average RPI Win:	276	WON-LOST	WINNING	LAST 10	STRENGTH OF	OPP. STRENGTH	TEAM	ADJ.	CONF.	ADJ CONF.
Average RPI Loss:	195	RECORD	PCT. RANK	GAMES	SCHEDULE	OF SCHEDULE	RPI	RPI	RPI	RPI
DIV. I ONLY	5- 14	299	3-7	238	295	312	312	28	28	
DIV. I NON-CONF.	2- 8	295	0-1	162	249	309	309	26	26	
TOTALS	RPI 1-25	RPI 26-50	W-L RECORDS	RPI 51-100	RPI 101-150	RPI 150+				
5- 14	0- 0	0- 2	OVERALL	0- 1	0- 0	5- 11				
4- 6	0- 0	0- 1	HOME	0- 1	0- 0	4- 4				
1- 8	0- 0	0- 1	AWAY	0- 0	0- 0	1- 7				
0- 0	0- 0	0- 0	NEUTRAL	0- 0	0- 0	0- 0				
2- 8	0- 0	0- 2	NON-CONFERENCE	0- 1	0- 0	2- 5				
2- 3	0- 0	0- 1	HOME	0- 1	0- 0	2- 1				
0- 5	0- 0	0- 1	AWAY	0- 0	0- 0	0- 4				
0- 0	0- 0	0- 0	NEUTRAL	0- 0	0- 0	0- 0				
3- 6	0- 0	0- 0	CONFERENCE	0- 0	0- 0	3- 6				
2- 3	0- 0	0- 0	HOME	0- 0	0- 0	2- 3				
1- 3	0- 0	0- 0	AWAY	0- 0	0- 0	1- 3				
0- 0	0- 0	0- 0	NEUTRAL	0- 0	0- 0	0- 0				

RPI S	Opponent	Score	RPI S	Opponent	Score	RPI S	Opponent	Score	RPI S	Opponent	Score	Team's RPI: 312
28	A Arizona St.	41 66	32	H Old Dominion	55 61	59	H Fresno St.	52 79	155	A Saint Mary's (CA)	67 84	
									162	H UC Davis	36 42	
									178	H Hawaii	46 59	
									186	A Pepperdine	53 63	
									229	H Lamar University	57 56	
									233	A Cal St. Fullerton	64 65	
									257	A Nevada	40 71	
									266	A Long Beach St.	69 72	
									266	H Long Beach St.	61 41	
									272	A UC Santa Barbara	50 52	
									288	A CSUN	52 41	
									289	H UC Riverside	75 70	
									292	A Denver	66 96	
									303	H UC Irvine	57 68	
									309	H Sacramento St.	62 43	
									310	H Seattle U	49 72	
LAST 10 Division I												
266	H Long Beach St.	61 41	289	H UC Riverside	75 70							
178	H Hawaii	46 59	303	H UC Irvine	57 68							
288	A CSUN	52 41	272	A UC Santa Barbara	50 52							
233	A Cal St. Fullerton	64 65	266	A Long Beach St.	69 72							
162	H UC Davis	36 42	257	A Nevada	40 71							

Non-Div I Games: Holy Names 100 35

Cal Poly

■ Loss,
 ■ Non-Conf,
 ■ S Site,
 ■ H Home
 ■ A Away
 N Neutral

Average RPI Win:	262	WON-LOST	WINNING	LAST 10	STRENGTH OF	OPP. STRENGTH	TEAM	ADJ.	CONF.	ADJ CONF.
Average RPI Loss:	215	RECORD	PCT. RANK	GAMES	SCHEDULE	OF SCHEDULE	RPI	RPI	RPI	RPI
DIV. I ONLY	12- 9	127	6-4	324	289	233	233	28	28	
DIV. I NON-CONF.	8- 5	117	2-0	294	299	192	192	26	26	
TOTALS	RPI 1-25	RPI 26-50	W-L RECORDS	RPI 51-100	RPI 101-150	RPI 150+				
12- 9	0- 0	0- 0	OVERALL	0- 0	1- 0	11- 9				
7- 4	0- 0	0- 0	HOME	0- 0	0- 0	7- 4				
5- 5	0- 0	0- 0	AWAY	0- 0	1- 0	4- 5				
0- 0	0- 0	0- 0	NEUTRAL	0- 0	0- 0	0- 0				
8- 5	0- 0	0- 0	NON-CONFERENCE	0- 0	1- 0	7- 5				
4- 2	0- 0	0- 0	HOME	0- 0	0- 0	4- 2				
4- 3	0- 0	0- 0	AWAY	0- 0	1- 0	3- 3				
0- 0	0- 0	0- 0	NEUTRAL	0- 0	0- 0	0- 0				
4- 4	0- 0	0- 0	CONFERENCE	0- 0	0- 0	4- 4				
3- 2	0- 0	0- 0	HOME	0- 0	0- 0	3- 2				
1- 2	0- 0	0- 0	AWAY	0- 0	0- 0	1- 2				
0- 0	0- 0	0- 0	NEUTRAL	0- 0	0- 0	0- 0				

RPI 1-25			RPI 26-50			RPI 51-100			RPI 101+ Team's RPI: 233		
RPI	S	Opponent	Score	RPI	S	Opponent	Score	RPI	S	Opponent	Score
								120	A	San Diego	72 67
								162	H	UC Davis	61 72
								168	A	Southern Utah	63 79
								175	H	Montana	69 71
								177	A	UNLV	64 58
								178	A	Hawaii	72 79
								187	H	Delaware	55 72
								238	A	Grand Canyon	80 70
								243	A	San Francisco	63 71
								258	A	San Diego St.	45 55
								266	H	Long Beach St.	69 65
								272	A	UC Santa Barbara	70 68
								272	H	UC Santa Barbara	66 75
								277	H	Utah St.	83 62
								281	A	LMU (CA)	79 74
								288	A	CSUN	57 63
								289	H	UC Riverside	71 61
								290	H	California Baptist	97 93
								310	H	Seattle U	81 63
								311	H	Air Force	79 70
								312	H	Cal Poly	65 64
LAST 10 Division I											
								289	H	UC Riverside	71 61
								288	A	CSUN	57 63
								162	H	UC Davis	61 72
								266	H	Long Beach St.	69 65
								312	H	Cal Poly	65 64
								272	A	UC Santa Barbara	70 68
								310	H	Seattle U	81 63
								272	H	UC Santa Barbara	66 75
								311	H	Air Force	79 70
								178	A	Hawaii	72 79

Non-Div I Games:

Cal St. Fullerton

■ Loss,
 ■ Non-Conf, S Site,
 ■ Home
 ■ Away
 N Neutral

California

Through Games Of Feb. 11, 2020

Average RPI Win:	211	WON-LOST	WINNING	LAST 10	STRENGTH OF	OPP. STRENGTH	TEAM	ADJ.	CONF.	ADJ CONF.
Average RPI Loss:	53	RECORD	PCT. RANK	GAMES	SCHEDULE	OF SCHEDULE	RPI	RPI	RPI	RPI
DIV. I ONLY	9- 14	240	1-9	24	50	140	140	1	1	
DIV. I NON-CONF.	8- 3	68	0	72	220	63	63	1	1	
TOTALS	RPI 1-25	RPI 26-50	W-L RECORDS	RPI 51-100	RPI 101-150	RPI 150+				
9- 14	0- 6	1- 1	OVERALL	0- 6	2- 1	6- 0				
7- 8	0- 2	1- 1	HOME	0- 4	1- 1	5- 0				
2- 6	0- 4	0- 0	AWAY	0- 2	1- 0	1- 0				
0- 0	0- 0	0- 0	NEUTRAL	0- 0	0- 0	0- 0				
8- 3	0- 1	1- 1	NON-CONFERENCE	0- 1	1- 0	6- 0				
7- 1	0- 0	1- 1	HOME	0- 0	1- 0	5- 0				
1- 2	0- 1	0- 0	AWAY	0- 1	0- 0	1- 0				
0- 0	0- 0	0- 0	NEUTRAL	0- 0	0- 0	0- 0				
1- 11	0- 5	0- 0	CONFERENCE	0- 5	1- 1	0- 0				
0- 7	0- 2	0- 0	HOME	0- 4	0- 1	0- 0				
1- 4	0- 3	0- 0	AWAY	0- 1	1- 0	0- 0				
0- 0	0- 0	0- 0	NEUTRAL	0- 0	0- 0	0- 0				

RPI S	Opponent	Score	RPI S	Opponent	Score	RPI S	Opponent	Score	RPI S	Opponent	Score	Team's RPI: 140
2	A Oregon	55 105	27	H Kentucky	61 63	66	H Colorado	50 62	135	A Washington	81 74	
5	H UCLA	70 74	38	H Arkansas	84 80	84	H Southern California	67 75	135	H Washington	64 67	
6	A UConn	61 72				92	H Utah	62 71	150	H Boston U.	73 62	
10	A Stanford	40 73				93	A Washington St.	66 92	203	H Santa Clara	69 65	
10	H Stanford	65 79				93	H Washington St.	75 96	238	H Grand Canyon	72 53	
14	A Oregon St.	44 81				100	A Harvard	53 56	258	A San Diego St.	74 48	
									266	H Long Beach St.	68 45	
									289	H UC Riverside	84 61	
									320	H N.C. Central	90 69	
LAST 10 Division I												
5	H UCLA	70 74	92	H Utah	62 71							
84	H Southern California	67 75	2	A Oregon	55 105							
135	A Washington	81 74	14	A Oregon St.	44 81							
93	A Washington St.	66 92	10	H Stanford	65 79							
66	H Colorado	50 62	10	A Stanford	40 73							

Non-Div I Games:

California

Loss, Non-Conf, S Site, H Home A Away N Neutral

Average RPI Win:	264	WON-LOST	WINNING	LAST 10	STRENGTH OF	OPP. STRENGTH	TEAM	ADJ.	CONF.	ADJ CONF.
Average RPI Loss:	235	RECORD	PCT. RANK	GAMES	SCHEDULE	OF SCHEDULE	RPI	RPI	RPI	RPI
DIV. I ONLY	9- 13	233	3-7	282	344	290	290	31	31	
DIV. I NON-CONF.	6- 6	164	0	223	330	232	232	32	32	
TOTALS	RPI 1-25	RPI 26-50	W-L RECORDS	RPI 51-100	RPI 101-150	RPI 150+				
9- 13	0- 1	0- 0	OVERALL	0- 0	0- 0	9- 12				
6- 4	0- 0	0- 0	HOME	0- 0	0- 0	6- 4				
3- 6	0- 0	0- 0	AWAY	0- 0	0- 0	3- 6				
0- 3	0- 1	0- 0	NEUTRAL	0- 0	0- 0	0- 2				
6- 6	0- 1	0- 0	NON-CONFERENCE	0- 0	0- 0	6- 5				
5- 1	0- 0	0- 0	HOME	0- 0	0- 0	5- 1				
1- 2	0- 0	0- 0	AWAY	0- 0	0- 0	1- 2				
0- 3	0- 1	0- 0	NEUTRAL	0- 0	0- 0	0- 2				
3- 7	0- 0	0- 0	CONFERENCE	0- 0	0- 0	3- 7				
1- 3	0- 0	0- 0	HOME	0- 0	0- 0	1- 3				
2- 4	0- 0	0- 0	AWAY	0- 0	0- 0	2- 4				
0- 0	0- 0	0- 0	NEUTRAL	0- 0	0- 0	0- 0				

RPI S	Opponent	Score	RPI S	Opponent	Score	RPI S	Opponent	Score	RPI S	Opponent	Score	Team's RPI: 290
10 N	Stanford	78 83							158 N	Houston	75 96	
									185 H	Northern Ariz.	98 79	
									199 A	Idaho St.	74 68	
									220 A	CSU Bakersfield	55 53	
									220 H	CSU Bakersfield	61 66	
									222 A	UMKC	65 75	
									233 A	Cal St. Fullerton	93 97	
									238 A	Grand Canyon	66 72	
									238 H	Grand Canyon	58 62	
									250 N	Bowling Green	60 98	
									258 H	San Diego St.	68 80	
									266 H	Long Beach St.	79 70	
									271 H	Alabama A&M	60 55	
									272 H	UC Santa Barbara	85 81	
									288 H	CSUN	64 56	
									289 A	UC Riverside	64 80	
									306 A	UTRGV	68 87	
									310 H	Seattle U	49 83	
									321 A	New Mexico St.	56 57	
									324 H	Utah Valley	80 67	
									350 A	Chicago St.	80 65	
LAST 10 Division I												
238 A	Grand Canyon	66 72	350 A	Chicago St.	80 65							
220 A	CSU Bakersfield	55 53	238 H	Grand Canyon	58 62							
310 H	Seattle U	49 83	220 H	CSU Bakersfield	61 66							
324 H	Utah Valley	80 67	306 A	UTRGV	68 87							
222 A	UMKC	65 75	321 A	New Mexico St.	56 57							

Non-Div I Games: Ottawa (AZ) 103 75 LIFE Pacific 93 48

California Baptist

Loss, Non-Conf, S Site, H Home A Away N Neutral

Average RPI Win:	251	WON-LOST	WINNING	LAST 10	STRENGTH OF	OPP. STRENGTH	TEAM	ADJ.	CONF.	ADJ CONF.
Average RPI Loss:	204	RECORD	PCT. RANK	GAMES	SCHEDULE	OF SCHEDULE	RPI	RPI	RPI	RPI
DIV. I ONLY	15- 5	42	10-0	281	338	103	103	25	25	
DIV. I NON-CONF.	3- 4	201	0	286	313	235	235	28	28	
TOTALS	RPI 1-25	RPI 26-50	W-L RECORDS	RPI 51-100	RPI 101-150	RPI 150+				
15- 5	0- 0	0- 1	OVERALL	0- 0	0- 1	15- 3				
8- 0	0- 0	0- 0	HOME	0- 0	0- 0	8- 0				
7- 5	0- 0	0- 1	AWAY	0- 0	0- 1	7- 3				
0- 0	0- 0	0- 0	NEUTRAL	0- 0	0- 0	0- 0				
3- 4	0- 0	0- 1	NON-CONFERENCE	0- 0	0- 1	3- 2				
2- 0	0- 0	0- 0	HOME	0- 0	0- 0	2- 0				
1- 4	0- 0	0- 1	AWAY	0- 0	0- 1	1- 2				
0- 0	0- 0	0- 0	NEUTRAL	0- 0	0- 0	0- 0				
12- 1	0- 0	0- 0	CONFERENCE	0- 0	0- 0	12- 1				
6- 0	0- 0	0- 0	HOME	0- 0	0- 0	6- 0				
6- 1	0- 0	0- 0	AWAY	0- 0	0- 0	6- 1				
0- 0	0- 0	0- 0	NEUTRAL	0- 0	0- 0	0- 0				

RPI 1-25			RPI 26-50			RPI 51-100			RPI 101+ Team's RPI: 103		
RPI	S	Opponent	Score	RPI	S	Opponent	Score	RPI	S	Opponent	Score
				32	A	Old Dominion	44 59	118	A	Wake Forest	46 74
								151	H	UNC Greensboro	72 64
								161	A	Hampton	68 31
								195	A	High Point	68 66
								195	H	High Point	73 36
								212	H	Gardner-Webb	48 44
								218	A	Radford	43 32
								227	H	Kennesaw St.	63 51
								234	A	UNC Asheville	52 60
								234	H	UNC Asheville	59 52
								256	H	Winthrop	63 47
								260	A	Longwood	70 55
								305	A	Presbyterian	53 47
								316	A	Hofstra	55 58
								320	A	N.C. Central	64 67
								333	A	USC Upstate	80 72
								333	H	USC Upstate	50 38
								336	A	Western Caro.	61 40
								343	H	Charleston So.	61 36
LAST 10 Division I											
195	A	High Point	68 66	305	A	Presbyterian	53 47				
234	H	UNC Asheville	59 52	256	H	Winthrop	63 47				
333	A	USC Upstate	80 72	161	A	Hampton	68 31				
218	A	Radford	43 32	212	H	Gardner-Webb	48 44				
343	H	Charleston So.	61 36	260	A	Longwood	70 55				

Non-Div I Games: St. Andrews 122 56 Bluefield Col. 65 41

Campbell

Loss, Non-Conf, S Site, H Home A Away N Neutral

Average RPI Win: 262		WON-LOST	WINNING	LAST 10	STRENGTH OF	OPP. STRENGTH	TEAM	ADJ.	CONF.	ADJ CONF.
Average RPI Loss: 214		RECORD	PCT. RANK	GAMES	SCHEDULE	OF SCHEDULE	RPI	RPI	RPI	RPI
DIV. I ONLY		3- 18	329	1-9	286	305	339	339	24	24
DIV. I NON-CONF.		1- 8	322	0	293	292	341	341	25	25
TOTALS	RPI 1-25		RPI 26-50		W-L RECORDS		RPI 51-100		RPI 101-150	RPI 150+
3- 18	0- 0		0- 0		OVERALL		0- 2		0- 3	3- 13
2- 7	0- 0		0- 0		HOME		0- 2		0- 1	2- 4
1- 10	0- 0		0- 0		AWAY		0- 0		0- 2	1- 8
0- 1	0- 0		0- 0		NEUTRAL		0- 0		0- 0	0- 1
1- 8	0- 0		0- 0		NON-CONFERENCE		0- 1		0- 2	1- 5
1- 2	0- 0		0- 0		HOME		0- 1		0- 0	1- 1
0- 5	0- 0		0- 0		AWAY		0- 0		0- 2	0- 3
0- 1	0- 0		0- 0		NEUTRAL		0- 0		0- 0	0- 1
2- 10	0- 0		0- 0		CONFERENCE		0- 1		0- 1	2- 8
1- 5	0- 0		0- 0		HOME		0- 1		0- 1	1- 3
1- 5	0- 0		0- 0		AWAY		0- 0		0- 0	1- 5
0- 0	0- 0		0- 0		NEUTRAL		0- 0		0- 0	0- 0

RPI 1-25				RPI 26-50				RPI 51-100				RPI 101+				Team's RPI: 339	
RPI	S	Opponent	Score	RPI	S	Opponent	Score	RPI	S	Opponent	Score	RPI	S	Opponent	Score		
								60	H	Marist	59	90	107	H	Rider	57	70
								83	H	Colgate	69	90	109	A	Buffalo	55	71
												147	A	Toledo	65	83	
												179	A	Quinnipiac	71	74	
												209	A	Stetson	52	68	
												228	A	Fairfield	70	72	
												228	H	Fairfield	70	63	
												230	A	Manhattan	50	68	
												244	H	Iona	57	60	
												247	A	Youngstown St.	59	87	
												249	N	Appalachian St.	57	74	
												269	A	Niagara	62	81	
												273	A	Monmouth	71	62	
												275	A	Siena	43	72	
												275	H	Siena	63	68	
												284	H	St. Bonaventure	84	82	
												304	A	Vermont	53	76	
												308	H	Albany (NY)	53	70	
												326	H	Saint Peter's	68	86	
LAST 10 Division I																	
				228	H	Fairfield	70	63	107	H	Rider	57	70				
				244	H	Iona	57	60	179	A	Quinnipiac	71	74				
				275	A	Siena	43	72	228	A	Fairfield	70	72				
				269	A	Niagara	62	81	275	H	Siena	63	68				
				326	H	Saint Peter's	68	86	60	H	Marist	59	90				

Non-Div I Games:

Canisius

Loss, Non-Conf, S Site, H Home A Away N Neutral

Central Ark.

Through Games Of Feb. 11, 2020

Average RPI Win:	286	WON-LOST	WINNING	LAST 10	STRENGTH OF	OPP. STRENGTH	TEAM	ADJ.	CONF.	ADJ CONF.
Average RPI Loss:	135	RECORD	PCT. RANK	GAMES	SCHEDULE	OF SCHEDULE	RPI	RPI	RPI	RPI
DIV. I ONLY	8- 11	227	5-5	212	268	216	216	23	23	
DIV. I NON-CONF.	1- 5	313	0	33	127	215	215	22	22	
TOTALS	RPI 1-25	RPI 26-50	W-L RECORDS	RPI 51-100	RPI 101-150	RPI 150+				
8- 11	0- 1	0- 1	OVERALL	0- 0	0- 4	8- 5				
4- 3	0- 0	0- 0	HOME	0- 0	0- 1	4- 2				
4- 8	0- 1	0- 1	AWAY	0- 0	0- 3	4- 3				
0- 0	0- 0	0- 0	NEUTRAL	0- 0	0- 0	0- 0				
1- 5	0- 1	0- 1	NON-CONFERENCE	0- 0	0- 1	1- 2				
1- 0	0- 0	0- 0	HOME	0- 0	0- 0	1- 0				
0- 5	0- 1	0- 1	AWAY	0- 0	0- 1	0- 2				
0- 0	0- 0	0- 0	NEUTRAL	0- 0	0- 0	0- 0				
7- 6	0- 0	0- 0	CONFERENCE	0- 0	0- 3	7- 3				
3- 3	0- 0	0- 0	HOME	0- 0	0- 1	3- 2				
4- 3	0- 0	0- 0	AWAY	0- 0	0- 2	4- 1				
0- 0	0- 0	0- 0	NEUTRAL	0- 0	0- 0	0- 0				

RPI 1-25				RPI 26-50				RPI 51-100				RPI 101+ Team's RPI: 216			
RPI	S	Opponent	Score	RPI	S	Opponent	Score	RPI	S	Opponent	Score	RPI	S	Opponent	Score
17	A	Texas A&M	46 76	48	A	Tennessee	36 63					106	A	SFA	41 102
												110	H	Abilene Christian	64 74
												116	A	A&M-Corpus Christi	47 67
												144	A	Tulane	38 65
												152	H	Jackson St.	57 54
												169	H	New Orleans	37 49
												170	H	Sam Houston St.	54 72
												182	A	Little Rock	48 63
												202	A	Northern Ky.	56 72
												223	A	Southeastern La.	42 63
												229	H	Lamar University	53 29
												285	A	Incarinate Word	47 37
												295	A	Nicholls St.	53 46
												323	H	Houston Baptist	63 39
												332	A	Northwestern St.	51 44
												335	A	McNeese	70 57
												335	H	McNeese	70 49
LAST 10 Division I															
335	H	McNeese	70 49	295	A	Nicholls St.	53 46								
229	H	Lamar University	53 29	106	A	SFA	41 102								
332	A	Northwestern St.	51 44	170	H	Sam Houston St.	54 72								
223	A	Southeastern La.	42 63	169	H	New Orleans	37 49								
110	H	Abilene Christian	64 74	335	A	McNeese	70 57								

Non-Div I Games: Hendrix 104 28 Central Baptist 66 43 Crowley's Ridge 82 26

Central Ark.

Loss, Non-Conf, S Site, H Home A Away N Neutral

Average RPI Win:	315	WON-LOST	WINNING	LAST 10	STRENGTH OF	OPP. STRENGTH	TEAM	ADJ.	CONF.	ADJ CONF.
Average RPI Loss:	218	RECORD	PCT. RANK	GAMES	SCHEDULE	OF SCHEDULE	RPI	RPI	RPI	RPI
DIV. I ONLY	2- 21	344	1-9	306	327	344	344	30	30	
DIV. I NON-CONF.	1- 10	329	0	285	247	330	330	30	30	
TOTALS	RPI 1-25	RPI 26-50	W-L RECORDS	RPI 51-100	RPI 101-150	RPI 150+				
2- 21	0- 1	0- 0	OVERALL	0- 0	0- 5	2- 15				
1- 7	0- 0	0- 0	HOME	0- 0	0- 1	1- 6				
1- 14	0- 1	0- 0	AWAY	0- 0	0- 4	1- 9				
0- 0	0- 0	0- 0	NEUTRAL	0- 0	0- 0	0- 0				
1- 10	0- 1	0- 0	NON-CONFERENCE	0- 0	0- 3	1- 6				
0- 3	0- 0	0- 0	HOME	0- 0	0- 0	0- 3				
1- 7	0- 1	0- 0	AWAY	0- 0	0- 3	1- 3				
0- 0	0- 0	0- 0	NEUTRAL	0- 0	0- 0	0- 0				
1- 11	0- 0	0- 0	CONFERENCE	0- 0	0- 2	1- 9				
1- 4	0- 0	0- 0	HOME	0- 0	0- 1	1- 3				
0- 7	0- 0	0- 0	AWAY	0- 0	0- 1	0- 6				
0- 0	0- 0	0- 0	NEUTRAL	0- 0	0- 0	0- 0				

RPI 1-25				RPI 26-50				RPI 51-100				RPI 101+ Team's RPI: 344			
RPI	S	Opponent	Score	RPI	S	Opponent	Score	RPI	S	Opponent	Score	RPI	S	Opponent	Score
25	A	FGCU	60 94									101	A	Duquesne	33 72
												109	A	Buffalo	56 61
												123	A	Lehigh	51 70
												142	A	Robert Morris	42 80
												142	H	Robert Morris	56 86
												180	A	Fla. Atlantic	54 72
												200	A	Mt. St. Mary's	64 72
												201	H	Merrimack	56 65
												211	H	Brown	73 83
												219	H	UMass Lowell	54 56
												251	A	Saint Francis (PA)	68 72
												251	H	Saint Francis (PA)	52 64
												254	A	New Hampshire	59 70
												279	A	Pittsburgh	73 81
												280	H	Wagner	66 63
												301	A	Sacred Heart	58 66
												301	H	Sacred Heart	52 54
												308	H	Albany (NY)	63 73
												314	A	Bryant	47 59
												325	A	Fairleigh Dickinson	47 66
												337	A	LIU Brooklyn	61 63
												349	A	Hartford	61 54
LAST 10 Division I															
314	A	Bryant	47 59	325	A	Fairleigh Dickinson	47 66								
251	A	Saint Francis (PA)	68 72	200	A	Mt. St. Mary's	64 72								
142	A	Robert Morris	42 80	337	A	LIU Brooklyn	61 63								
301	H	Sacred Heart	52 54	201	H	Merrimack	56 65								
280	H	Wagner	66 63	301	A	Sacred Heart	58 66								

Non-Div I Games:

Central Conn. St.

■ Loss,
 ■ Non-Conf, S Site,
 ■ Home
 ■ Away
 N Neutral

Average RPI Win:	135	WON-LOST	WINNING	LAST 10	STRENGTH OF	OPP. STRENGTH	TEAM	ADJ.	CONF.	ADJ CONF.
Average RPI Loss:	58	RECORD	PCT. RANK	GAMES	SCHEDULE	OF SCHEDULE	RPI	RPI	RPI	RPI
DIV. I ONLY	18- 4	25	10-0	25	101	18	18	10	10	
DIV. I NON-CONF.	7- 4	100	0	15	82	28	28	10	10	
TOTALS	RPI 1-25	RPI 26-50	W-L RECORDS	RPI 51-100	RPI 101-150	RPI 150+				
18- 4	0- 1	0- 1	OVERALL	6- 1	4- 1	8- 0				
9- 1	0- 0	0- 0	HOME	4- 0	2- 1	3- 0				
9- 3	0- 1	0- 1	AWAY	2- 1	2- 0	5- 0				
0- 0	0- 0	0- 0	NEUTRAL	0- 0	0- 0	0- 0				
7- 4	0- 1	0- 1	NON-CONFERENCE	3- 1	2- 1	2- 0				
4- 1	0- 0	0- 0	HOME	2- 0	1- 1	1- 0				
3- 3	0- 1	0- 1	AWAY	1- 1	1- 0	1- 0				
0- 0	0- 0	0- 0	NEUTRAL	0- 0	0- 0	0- 0				
11- 0	0- 0	0- 0	CONFERENCE	3- 0	2- 0	6- 0				
5- 0	0- 0	0- 0	HOME	2- 0	1- 0	2- 0				
6- 0	0- 0	0- 0	AWAY	1- 0	1- 0	4- 0				
0- 0	0- 0	0- 0	NEUTRAL	0- 0	0- 0	0- 0				

RPI 1-25				RPI 26-50				RPI 51-100				RPI 101+			
RPI	S	Opponent	Score	RPI	S	Opponent	Score	RPI	S	Opponent	Score	RPI	S	Opponent	Score
12	A	Louisville	63 76	30	A	Western Ky.	58 93	51	A	Ohio	73 71	109	A	Buffalo	98 93
								51	H	Ohio	92 90	114	A	Bethune-Cookman	92 67
								52	A	UCF	58 64	139	H	Green Bay	105 111
								60	H	Marist	77 54	146	H	Northeastern	79 63
								63	A	South Dakota St.	79 74	147	H	Toledo	73 66
								64	H	Dayton	81 80	164	A	Eastern Mich.	89 82
								72	H	Ball St.	66 39	167	A	Miami (OH)	99 87
												167	H	Miami (OH)	76 70
												171	H	Northern Ill.	66 60
												176	A	Western Mich.	80 70
												189	A	Akron	77 72
												244	H	Iona	70 50
												282	A	Oakland	65 47
LAST 10 Division I															
				167	A	Miami (OH)	99 87	164	A	Eastern Mich.	89 82				
				171	H	Northern Ill.	66 60	176	A	Western Mich.	80 70				
				51	H	Ohio	92 90	72	H	Ball St.	66 39				
				109	A	Buffalo	98 93	167	H	Miami (OH)	76 70				
				147	H	Toledo	73 66	51	A	Ohio	73 71				

Non-Div I Games:

Central Mich.

Charleston So.

Through Games Of Feb. 11, 2020

Average RPI Win:	234	WON-LOST	WINNING	LAST 10	STRENGTH OF	OPP. STRENGTH	TEAM	ADJ.	CONF.	ADJ CONF.
Average RPI Loss:	222	RECORD	PCT. RANK	GAMES	SCHEDULE	OF SCHEDULE	RPI	RPI	RPI	RPI
DIV. I ONLY	1- 20	348	1-9	255	346	343	343	25	25	
DIV. I NON-CONF.	0- 7	338	0	213	334	340	340	28	28	
TOTALS	RPI 1-25	RPI 26-50	W-L RECORDS	RPI 51-100	RPI 101-150	RPI 150+				
1- 20	0- 1	0- 0	OVERALL	0- 1	0- 2	1- 16				
0- 11	0- 0	0- 0	HOME	0- 0	0- 1	0- 10				
1- 9	0- 1	0- 0	AWAY	0- 1	0- 1	1- 6				
0- 0	0- 0	0- 0	NEUTRAL	0- 0	0- 0	0- 0				
0- 7	0- 1	0- 0	NON-CONFERENCE	0- 1	0- 1	0- 4				
0- 4	0- 0	0- 0	HOME	0- 0	0- 1	0- 3				
0- 3	0- 1	0- 0	AWAY	0- 1	0- 0	0- 1				
0- 0	0- 0	0- 0	NEUTRAL	0- 0	0- 0	0- 0				
1- 13	0- 0	0- 0	CONFERENCE	0- 0	0- 1	1- 12				
0- 7	0- 0	0- 0	HOME	0- 0	0- 0	0- 7				
1- 6	0- 0	0- 0	AWAY	0- 0	0- 1	1- 5				
0- 0	0- 0	0- 0	NEUTRAL	0- 0	0- 0	0- 0				

RPI	S	Opponent	Score	RPI	S	Opponent	Score	RPI	S	Opponent	Score	RPI	S	Opponent	Score	Team's RPI: 343
23	A	Florida St.	36 88					81	A	North Carolina	54 85	103	A	Campbell	36 61	
												114	H	Bethune-Cookman	41 81	
												161	H	Hampton	59 64	
												195	H	High Point	70 84	
												212	A	Gardner-Webb	45 67	
												212	H	Gardner-Webb	52 79	
												214	H	North Dakota	57 73	
												218	A	Radford	35 72	
												218	H	Radford	40 64	
												234	A	UNC Asheville	60 48	
												256	A	Winthrop	46 56	
												256	H	Winthrop	53 58	
												259	H	Col. of Charleston	70 79	
												260	A	Longwood	64 84	
												305	H	Presbyterian	46 67	
												333	A	USC Upstate	53 70	
												333	H	USC Upstate	64 71	
												336	A	Western Caro.	64 69	
												348	H	South Carolina St.	75 81	
LAST 10 Division I																
333	H	USC Upstate	64 71	256	H	Winthrop	53 58									
218	H	Radford	40 64	103	A	Campbell	36 61									
256	A	Winthrop	46 56	161	H	Hampton	59 64									
212	A	Gardner-Webb	45 67	234	A	UNC Asheville	60 48									
305	H	Presbyterian	46 67	195	H	High Point	70 84									

Non-Div I Games: Columbia (SC) 76 59 Virginia-Lynchburg 92 55

Charleston So.

Loss, Non-Conf, S Site, H Home A Away N Neutral

Average RPI Win:	199	WON-LOST	WINNING	LAST 10	STRENGTH OF	OPP. STRENGTH	TEAM	ADJ.	CONF.	ADJ CONF.
Average RPI Loss:	92	RECORD	PCT. RANK	GAMES	SCHEDULE	OF SCHEDULE	RPI	RPI	RPI	RPI
DIV. I ONLY	15- 7	66	5-5	142	109	76	76	13	13	
DIV. I NON-CONF.	9- 2	37	0	170	87	56	56	14	14	
TOTALS	RPI 1-25	RPI 26-50	W-L RECORDS	RPI 51-100	RPI 101-150	RPI 150+				
15- 7	0- 0	0- 3	OVERALL	1- 2	5- 0	9- 2				
7- 2	0- 0	0- 1	HOME	0- 1	1- 0	6- 0				
6- 5	0- 0	0- 2	AWAY	0- 1	3- 0	3- 2				
2- 0	0- 0	0- 0	NEUTRAL	1- 0	1- 0	0- 0				
9- 2	0- 0	0- 1	NON-CONFERENCE	1- 1	4- 0	4- 0				
4- 1	0- 0	0- 0	HOME	0- 1	1- 0	3- 0				
3- 1	0- 0	0- 1	AWAY	0- 0	2- 0	1- 0				
2- 0	0- 0	0- 0	NEUTRAL	1- 0	1- 0	0- 0				
6- 5	0- 0	0- 2	CONFERENCE	0- 1	1- 0	5- 2				
3- 1	0- 0	0- 1	HOME	0- 0	0- 0	3- 0				
3- 4	0- 0	0- 1	AWAY	0- 1	1- 0	2- 2				
0- 0	0- 0	0- 0	NEUTRAL	0- 0	0- 0	0- 0				

RPI 1-25				RPI 26-50				RPI 51-100				Team's RPI: 76	RPI 101+			
RPI	S	Opponent	Score	RPI	S	Opponent	Score	RPI	S	Opponent	Score		RPI	S	Opponent	Score
				27	A	Kentucky	39 86	61	A	Middle Tenn.	59 83		115	A	UAB	83 75
				30	H	Western Ky.	56 60	77	N	Boston College	84 68		118	A	Wake Forest	77 65
				32	A	Old Dominion	51 54	97	H	Fordham	51 76		124	A	Davidson	75 64
													131	H	Richmond	78 59
													144	N	Tulane	60 56
													180	A	Fla. Atlantic	44 65
													187	H	Delaware	61 57
													212	H	Gardner-Webb	74 49
													217	A	UTEP	76 82
													221	H	Southern Miss.	63 59
													240	H	Louisiana Tech	55 37
													245	H	Marshall	52 46
													274	A	East Carolina	59 47
													286	A	FIU	64 50
													298	A	UTSA	67 47
													319	H	UMES	64 44
LAST 10 Division I																
				298	A	UTSA	67 47	180	A	Fla. Atlantic	44 65					
				217	A	UTEP	76 82	30	H	Western Ky.	56 60					
				221	H	Southern Miss.	63 59	245	H	Marshall	52 46					
				240	H	Louisiana Tech	55 37	32	A	Old Dominion	51 54					
				286	A	FIU	64 50	61	A	Middle Tenn.	59 83					

Non-Div I Games:

Charlotte

■ Loss,
 ■ Non-Conf,
 ■ S Site,
 ■ H Home
 ■ A Away
 N Neutral

Chattanooga

Through Games Of Feb. 11, 2020

Average RPI Win:	218	WON-LOST	WINNING	LAST 10	STRENGTH OF	OPP. STRENGTH	TEAM	ADJ.	CONF.	ADJ CONF.
Average RPI Loss:	133	RECORD	PCT. RANK	GAMES	SCHEDULE	OF SCHEDULE	RPI	RPI	RPI	RPI
DIV. I ONLY	6- 17	301	5-5	86	169	232	232	26	26	
DIV. I NON-CONF.	1- 13	337	0-1	12	81	212	212	21	21	
TOTALS	RPI 1-25	RPI 26-50	W-L RECORDS	RPI 51-100	RPI 101-150	RPI 150+				
6- 17	0- 2	0- 1	OVERALL	1- 6	0- 0	5- 8				
3- 7	0- 0	0- 1	HOME	0- 2	0- 0	3- 4				
3- 10	0- 2	0- 0	AWAY	1- 4	0- 0	2- 4				
0- 0	0- 0	0- 0	NEUTRAL	0- 0	0- 0	0- 0				
1- 13	0- 2	0- 1	NON-CONFERENCE	1- 6	0- 0	0- 4				
0- 6	0- 0	0- 1	HOME	0- 2	0- 0	0- 3				
1- 7	0- 2	0- 0	AWAY	1- 4	0- 0	0- 1				
0- 0	0- 0	0- 0	NEUTRAL	0- 0	0- 0	0- 0				
5- 4	0- 0	0- 0	CONFERENCE	0- 0	0- 0	5- 4				
3- 1	0- 0	0- 0	HOME	0- 0	0- 0	3- 1				
2- 3	0- 0	0- 0	AWAY	0- 0	0- 0	2- 3				
0- 0	0- 0	0- 0	NEUTRAL	0- 0	0- 0	0- 0				

RPI 1-25				RPI 26-50				RPI 51-100				RPI 101+ Team's RPI: 232			
RPI	S	Opponent	Score	RPI	S	Opponent	Score	RPI	S	Opponent	Score	RPI	S	Opponent	Score
12	A	Louisville	37 86	39	H	Purdue	34 66	51	H	Ohio	58 70	151	A	UNC Greensboro	41 49
13	A	NC State	38 74					55	A	Belmont	50 63	151	H	UNC Greensboro	74 59
								58	H	Troy	51 90	161	H	Hampton	55 84
								63	A	South Dakota St.	56 71	174	A	Samford	46 60
								69	A	UT Martin	51 78	191	H	Furman	60 52
								80	A	Cincinnati	53 72	192	H	Austin Peay	49 50
								98	A	Liberty	71 54	213	H	Northern Colo.	42 59
												265	H	Wofford	80 76
												268	A	ETSU	91 82
												270	A	Eastern Ky.	65 71
												317	A	Mercer	48 55
												336	A	Western Caro.	59 52
												336	H	Western Caro.	53 61
LAST 10 Division I															
336	H	Western Caro.	53 61	191	H	Furman	60 52								
151	H	UNC Greensboro	74 59	265	H	Wofford	80 76								
268	A	ETSU	91 82	151	A	UNC Greensboro	41 49								
317	A	Mercer	48 55	336	A	Western Caro.	59 52								
174	A	Samford	46 60	51	H	Ohio	58 70								

Non-Div I Games:

Chattanooga

■ Loss,
■ Non-Conf, S Site,
■ Home
■ Away
N Neutral

Average RPI Win:	220	WON-LOST	WINNING	LAST 10	STRENGTH OF	OPP. STRENGTH	TEAM	ADJ.	CONF.	ADJ CONF.
Average RPI Loss:	240	RECORD	PCT. RANK	GAMES	SCHEDULE	OF SCHEDULE	RPI	RPI	RPI	RPI
DIV. I ONLY	1- 22	349	1-9	329	325	350	350	31	31	
DIV. I NON-CONF.	0- 13	338	0	269	283	344	344	32	32	
TOTALS	RPI 1-25	RPI 26-50	W-L RECORDS	RPI 51-100	RPI 101-150	RPI 150+				
1- 22	0- 1	0- 0	OVERALL	0- 0	0- 3	1- 18				
0- 9	0- 1	0- 0	HOME	0- 0	0- 2	0- 6				
1- 12	0- 0	0- 0	AWAY	0- 0	0- 1	1- 11				
0- 1	0- 0	0- 0	NEUTRAL	0- 0	0- 0	0- 1				
0- 13	0- 1	0- 0	NON-CONFERENCE	0- 0	0- 3	0- 9				
0- 6	0- 1	0- 0	HOME	0- 0	0- 2	0- 3				
0- 6	0- 0	0- 0	AWAY	0- 0	0- 1	0- 5				
0- 1	0- 0	0- 0	NEUTRAL	0- 0	0- 0	0- 1				
1- 9	0- 0	0- 0	CONFERENCE	0- 0	0- 0	1- 9				
0- 3	0- 0	0- 0	HOME	0- 0	0- 0	0- 3				
1- 6	0- 0	0- 0	AWAY	0- 0	0- 0	1- 6				
0- 0	0- 0	0- 0	NEUTRAL	0- 0	0- 0	0- 0				

[illegible]

Non-Div I Games:

Chicago St.

Loss, Non-Conf, S Site, H Home A Away N Neutral

Average RPI Win: 172	WON-LOST	WINNING	LAST 10	STRENGTH OF	OPP. STRENGTH	TEAM	ADJ.	CONF.	ADJ CONF.
Average RPI Loss: 59	RECORD	PCT. RANK	GAMES	SCHEDULE	OF SCHEDULE	RPI	RPI	RPI	RPI
DIV. I ONLY	15- 7	66	7-3	116	57	80	80	9	9
DIV. I NON-CONF.	9- 4	84	1-0	226	43	135	135	9	9
TOTALS	RPI 1-25	RPI 26-50	W-L RECORDS	RPI 51-100	RPI 101-150	RPI 150+			
15- 7	0- 2	0- 1	OVERALL	5- 3	1- 1	9- 0			
11- 2	0- 0	0- 1	HOME	5- 1	0- 0	6- 0			
4- 3	0- 1	0- 0	AWAY	0- 1	1- 1	3- 0			
0- 2	0- 1	0- 0	NEUTRAL	0- 1	0- 0	0- 0			
9- 4	0- 1	0- 1	NON-CONFERENCE	2- 2	1- 0	6- 0			
7- 2	0- 0	0- 1	HOME	2- 1	0- 0	5- 0			
2- 0	0- 0	0- 0	AWAY	0- 0	1- 0	1- 0			
0- 2	0- 1	0- 0	NEUTRAL	0- 1	0- 0	0- 0			
6- 3	0- 1	0- 0	CONFERENCE	3- 1	0- 1	3- 0			
4- 0	0- 0	0- 0	HOME	3- 0	0- 0	1- 0			
2- 3	0- 1	0- 0	AWAY	0- 1	0- 1	2- 0			
0- 0	0- 0	0- 0	NEUTRAL	0- 0	0- 0	0- 0			

RPI 1-25				RPI 26-50				RPI 51-100				RPI 101+			
RPI	S	Opponent	Score	RPI	S	Opponent	Score	RPI	S	Opponent	Score	RPI	S	Opponent	Score
6	A	UConn	50 80	26	H	Ohio St.	73 78	52	H	UCF	81 64	117	A	VCU	58 56
7	N	Iowa	61 69					67	A	South Fla.	68 76	144	A	Tulane	59 64
								67	H	South Fla.	60 55	158	H	Houston	85 66
								71	N	Bucknell	48 56	166	A	Memphis	73 66
								72	H	Ball St.	63 56	167	H	Miami (OH)	98 68
								73	H	Temple	86 81	231	A	SMU	73 58
								90	H	Saint Louis	50 60	232	H	Chattanooga	72 53
								92	H	Utah	68 62	264	A	Xavier	85 78
												271	H	Alabama A&M	62 47
												279	H	Pittsburgh	69 53
												342	H	Coppin St.	86 40
LAST 10 Division I															
231	A	SMU	73 58	144	A	Tulane	59 64								
67	H	South Fla.	60 55	52	H	UCF	81 64								
6	A	UConn	50 80	166	A	Memphis	73 66								
73	H	Temple	86 81	67	A	South Fla.	68 76								
158	H	Houston	85 66	342	H	Coppin St.	86 40								

Non-Div I Games:

Cincinnati

Average RPI Win:	225	WON-LOST	WINNING	LAST 10	STRENGTH OF	OPP. STRENGTH	TEAM	ADJ.	CONF.	ADJ CONF.
Average RPI Loss:	76	RECORD	PCT. RANK	GAMES	SCHEDULE	OF SCHEDULE	RPI	RPI	RPI	RPI
DIV. I ONLY	7- 17	286	2-8	57	48	197	197	5	5	
DIV. I NON-CONF.	4- 7	225	0	129	148	220	220	3	3	
TOTALS	RPI 1-25	RPI 26-50	W-L RECORDS	RPI 51-100	RPI 101-150	RPI 150+				
7- 17	0- 6	1- 2	OVERALL	0- 5	1- 2	5- 2				
4- 8	0- 4	1- 0	HOME	0- 2	0- 1	3- 1				
2- 8	0- 1	0- 2	AWAY	0- 3	1- 1	1- 1				
1- 1	0- 1	0- 0	NEUTRAL	0- 0	0- 0	1- 0				
4- 7	0- 3	0- 0	NON-CONFERENCE	0- 1	0- 1	4- 2				
2- 4	0- 1	0- 0	HOME	0- 1	0- 1	2- 1				
1- 2	0- 1	0- 0	AWAY	0- 0	0- 0	1- 1				
1- 1	0- 1	0- 0	NEUTRAL	0- 0	0- 0	1- 0				
3- 10	0- 3	1- 2	CONFERENCE	0- 4	1- 1	1- 0				
2- 4	0- 3	1- 0	HOME	0- 1	0- 0	1- 0				
1- 6	0- 0	0- 2	AWAY	0- 3	1- 1	0- 0				
0- 0	0- 0	0- 0	NEUTRAL	0- 0	0- 0	0- 0				

RPI 1-25				RPI 26-50				RPI 51-100				RPI 101+ Team's RPI: 197			
RPI	S	Opponent	Score	RPI	S	Opponent	Score	RPI	S	Opponent	Score	RPI	S	Opponent	Score
1	H	South Carolina	48 84	33	A	Virginia Tech	50 71	65	H	Alabama	54 67	104	A	Notre Dame	71 55
3	N	Maryland	44 63	37	H	Duke	62 58	74	A	Miami (FL)	64 68	118	A	Wake Forest	58 63
7	A	Iowa	60 74	50	A	Virginia	54 70	77	H	Boston College	68 70	138	H	N.C. A&T	74 82
12	H	Louisville	50 75					81	A	North Carolina	72 86	191	H	Furman	77 71
13	H	NC State	60 79					88	A	Georgia Tech	47 49	205	A	Penn St.	55 68
23	H	Florida St.	64 81									279	H	Pittsburgh	75 67
												296	H	Navy	52 65
												317	A	Mercer	65 61
												322	H	Alabama St.	76 43
												328	N	Alcorn	77 46
LAST 10 Division I															
77	H	Boston College	68 70	74	A	Miami (FL)	64 68								
50	A	Virginia	54 70	37	H	Duke	62 58								
81	A	North Carolina	72 86	279	H	Pittsburgh	75 67								
13	H	NC State	60 79	88	A	Georgia Tech	47 49								
33	A	Virginia Tech	50 71	118	A	Wake Forest	58 63								

Non-Div I Games:

Clemson

■ Loss,
■ Non-Conf,
■ S Site,
■ H Home
■ A Away
N Neutral

Average RPI Win:	276	WON-LOST	WINNING	LAST 10	STRENGTH OF	OPP. STRENGTH	TEAM	ADJ.	CONF.	ADJ CONF.
Average RPI Loss:	162	RECORD	PCT. RANK	GAMES	SCHEDULE	OF SCHEDULE	RPI	RPI	RPI	RPI
DIV. I ONLY	15- 7	66	6-4	346	255	190	190	22	22	
DIV. I NON-CONF.	8- 1	26	0	350	228	170	170	20	20	
TOTALS	RPI 1-25	RPI 26-50	W-L RECORDS	RPI 51-100	RPI 101-150	RPI 150+				
15- 7	0- 0	0- 0	OVERALL	0- 2	0- 1	15- 4				
5- 3	0- 0	0- 0	HOME	0- 1	0- 1	5- 1				
10- 4	0- 0	0- 0	AWAY	0- 1	0- 0	10- 3				
0- 0	0- 0	0- 0	NEUTRAL	0- 0	0- 0	0- 0				
8- 1	0- 0	0- 0	NON-CONFERENCE	0- 0	0- 0	8- 1				
1- 0	0- 0	0- 0	HOME	0- 0	0- 0	1- 0				
7- 1	0- 0	0- 0	AWAY	0- 0	0- 0	7- 1				
0- 0	0- 0	0- 0	NEUTRAL	0- 0	0- 0	0- 0				
7- 6	0- 0	0- 0	CONFERENCE	0- 2	0- 1	7- 3				
4- 3	0- 0	0- 0	HOME	0- 1	0- 1	4- 1				
3- 3	0- 0	0- 0	AWAY	0- 1	0- 0	3- 2				
0- 0	0- 0	0- 0	NEUTRAL	0- 0	0- 0	0- 0				

RPI S	Opponent	Score	RPI S	Opponent	Score	RPI S	Opponent	Score	RPI S	Opponent	Score	Team's RPI: 190
						53	A IUPUI	48 58	139	H Green Bay	54 74	
						53	H IUPUI	53 78	156	A Wright St.	62 78	
									156	H Wright St.	73 75	
									189	H Akron	66 62	
									202	A Northern Ky.	73 68	
									202	H Northern Ky.	66 62	
									237	H Milwaukee	58 49	
									247	H Youngstown St.	60 52	
									250	A Bowling Green	62 89	
									261	A Delaware St.	57 49	
									268	A ETSU	62 54	
									282	A Oakland	79 58	
									284	A St. Bonaventure	65 62	
									302	A Omaha	79 66	
									316	A Hofstra	61 51	
									330	A Detroit Mercy	59 70	
									336	A Western Caro.	68 61	
									337	A LIU Brooklyn	79 49	
									341	A UIC	83 43	
									341	H UIC	84 44	
LAST 10 Division I												
			156	H Wright St.	73 75		237	H Milwaukee	58 49			
			202	H Northern Ky.	66 62		282	A Oakland	79 58			
			341	A UIC	83 43		330	A Detroit Mercy	59 70			
			53	A IUPUI	48 58		247	H Youngstown St.	60 52			
			139	H Green Bay	54 74		202	A Northern Ky.	73 68			

Non-Div I Games: Davis & Elkins 110 41 Lake Erie 95 49

Cleveland St.

■ Loss,
 ■ Non-Conf,
 ■ S Site,
 ■ Home
 ■ A Away
 N Neutral

Average RPI Win:	245	WON-LOST	WINNING	LAST 10	STRENGTH OF	OPP. STRENGTH	TEAM	ADJ.	CONF.	ADJ CONF.
Average RPI Loss:	143	RECORD	PCT. RANK	GAMES	SCHEDULE	OF SCHEDULE	RPI	RPI	RPI	RPI
DIV. I ONLY	17- 3	19	9-1	325	226	99	99	21	21	
DIV. I NON-CONF.	8- 1	26	0	343	297	159	159	19	19	
TOTALS	RPI 1-25	RPI 26-50	W-L RECORDS	RPI 51-100	RPI 101-150	RPI 150+				
17- 3	0- 0	0- 0	OVERALL	0- 1	3- 1	14- 1				
8- 1	0- 0	0- 0	HOME	0- 0	1- 1	7- 0				
8- 2	0- 0	0- 0	AWAY	0- 1	1- 0	7- 1				
1- 0	0- 0	0- 0	NEUTRAL	0- 0	1- 0	0- 0				
8- 1	0- 0	0- 0	NON-CONFERENCE	0- 0	1- 1	7- 0				
4- 1	0- 0	0- 0	HOME	0- 0	0- 1	4- 0				
3- 0	0- 0	0- 0	AWAY	0- 0	0- 0	3- 0				
1- 0	0- 0	0- 0	NEUTRAL	0- 0	1- 0	0- 0				
9- 2	0- 0	0- 0	CONFERENCE	0- 1	2- 0	7- 1				
4- 0	0- 0	0- 0	HOME	0- 0	1- 0	3- 0				
5- 2	0- 0	0- 0	AWAY	0- 1	1- 0	4- 1				
0- 0	0- 0	0- 0	NEUTRAL	0- 0	0- 0	0- 0				

RPI S	Opponent	Score	RPI S	Opponent	Score	RPI S	Opponent	Score	RPI S	Opponent	Score
						58	A Troy	77 84			
									121	A UT Arlington	80 62
									121	H UT Arlington	62 56
									131	H Richmond	67 79
									134	N Elon	76 65
									151	H UNC Greensboro	63 54
									182	A Little Rock	68 48
									226	H George Mason	74 59
									235	A South Alabama	71 62
									239	A Arkansas St.	61 63
									249	A Appalachian St.	80 53
									263	A UNCW	62 43
									265	A Wofford	78 73
									294	A Texas St.	69 59
									294	H Texas St.	75 67
									299	H Ga. Southern	66 59
									315	H Georgia St.	87 45
									334	H Ark.-Pine Bluff	76 69
									336	A Western Caro.	66 43
									348	H South Carolina St.	85 44
LAST 10 Division I											
			121	A UT Arlington	80 62		249	A Appalachian St.	80 53		
			294	A Texas St.	69 59		182	A Little Rock	68 48		
			315	H Georgia St.	87 45		121	H UT Arlington	62 56		
			299	H Ga. Southern	66 59		294	H Texas St.	75 67		
			239	A Arkansas St.	61 63		235	A South Alabama	71 62		

Non-Div I Games: UNC Pembroke 86 44 Wesleyan (GA) 132 32

Coastal Caro.

Loss, Non-Conf, S Site, H Home A Away N Neutral

Average RPI Win:	262	WON-LOST	WINNING	LAST 10	STRENGTH OF	OPP. STRENGTH	TEAM	ADJ.	CONF.	ADJ CONF.
Average RPI Loss:	154	RECORD	PCT. RANK	GAMES	SCHEDULE	OF SCHEDULE	RPI	RPI	RPI	RPI
DIV. I ONLY	10- 11	194	3-7	313	230	259	259	14	14	
DIV. I NON-CONF.	6- 4	123	0	347	341	273	273	13	13	
TOTALS	RPI 1-25	RPI 26-50	W-L RECORDS	RPI 51-100	RPI 101-150	RPI 150+				
10- 11	0- 0	0- 1	OVERALL	1- 0	0- 6	9- 4				
5- 6	0- 0	0- 1	HOME	1- 0	0- 2	4- 3				
5- 5	0- 0	0- 0	AWAY	0- 0	0- 4	5- 1				
0- 0	0- 0	0- 0	NEUTRAL	0- 0	0- 0	0- 0				
6- 4	0- 0	0- 0	NON-CONFERENCE	0- 0	0- 1	6- 3				
2- 2	0- 0	0- 0	HOME	0- 0	0- 0	2- 2				
4- 2	0- 0	0- 0	AWAY	0- 0	0- 1	4- 1				
0- 0	0- 0	0- 0	NEUTRAL	0- 0	0- 0	0- 0				
4- 7	0- 0	0- 1	CONFERENCE	1- 0	0- 5	3- 1				
3- 4	0- 0	0- 1	HOME	1- 0	0- 2	2- 1				
1- 3	0- 0	0- 0	AWAY	0- 0	0- 3	1- 0				
0- 0	0- 0	0- 0	NEUTRAL	0- 0	0- 0	0- 0				

RPI 1-25			RPI 26-50			RPI 51-100			RPI 101+ Team's RPI: 259		
RPI	S	Opponent	Score	RPI	S	Opponent	Score	RPI	S	Opponent	Score
				43	H	James Madison	53 87				
								118	A	Wake Forest	50 106
								127	A	William & Mary	60 85
								127	H	William & Mary	74 80
								134	A	Elon	48 90
								134	H	Elon	57 85
								146	A	Northeastern	68 72
								151	H	UNC Greensboro	56 69
								183	H	Towson	62 79
								187	H	Delaware	84 73
								195	A	High Point	79 70
								226	H	George Mason	61 72
								256	A	Winthrop	84 73
								263	H	UNCW	67 63
								305	A	Presbyterian	54 58
								316	A	Hofstra	63 60
								320	H	N.C. Central	85 78
								336	H	Western Caro.	73 62
								343	A	Charleston So.	79 70
								348	A	South Carolina St.	76 55
LAST 10 Division I											
134	H	Elon	57 85	43	H	James Madison	53 87				
127	H	William & Mary	74 80	183	H	Towson	62 79				
316	A	Hofstra	63 60	127	A	William & Mary	60 85				
146	A	Northeastern	68 72	134	A	Elon	48 90				
263	H	UNCW	67 63	187	H	Delaware	84 73				

Non-Div I Games: Coker 82 57

Col. of Charleston

■ Loss,
 ■ Non-Conf, S Site,
 ■ Home
 ■ Away
 N Neutral

Average RPI Win: 229	WON-LOST	WINNING	LAST 10	STRENGTH OF	OPP. STRENGTH	TEAM	ADJ.	CONF.	ADJ CONF.
Average RPI Loss: 97	RECORD	PCT. RANK	GAMES	SCHEDULE	OF SCHEDULE	RPI	RPI	RPI	RPI
DIV. I ONLY	16- 6	51	8-2	226	148	83	83	15	15
DIV. I NON-CONF.	8- 3	68	0	210	156	70	70	16	16
TOTALS	RPI 1-25	RPI 26-50	W-L RECORDS	RPI 51-100	RPI 101-150	RPI 150+			
16- 6	0- 1	1- 0	OVERALL	0- 3	3- 0	12- 2			
10- 0	0- 0	1- 0	HOME	0- 0	1- 0	8- 0			
6- 6	0- 1	0- 0	AWAY	0- 3	2- 0	4- 2			
0- 0	0- 0	0- 0	NEUTRAL	0- 0	0- 0	0- 0			
8- 3	0- 1	1- 0	NON-CONFERENCE	0- 2	1- 0	6- 0			
5- 0	0- 0	1- 0	HOME	0- 0	0- 0	4- 0			
3- 3	0- 1	0- 0	AWAY	0- 2	1- 0	2- 0			
0- 0	0- 0	0- 0	NEUTRAL	0- 0	0- 0	0- 0			
8- 3	0- 0	0- 0	CONFERENCE	0- 1	2- 0	6- 2			
5- 0	0- 0	0- 0	HOME	0- 0	1- 0	4- 0			
3- 3	0- 0	0- 0	AWAY	0- 1	1- 0	2- 2			
0- 0	0- 0	0- 0	NEUTRAL	0- 0	0- 0	0- 0			

RPI 1-25				RPI 26-50				RPI 51-100 Team's RPI: 83				RPI 101+			
RPI	S	Opponent	Score	RPI	S	Opponent	Score	RPI	S	Opponent	Score	RPI	S	Opponent	Score
16	A	Northwestern	44 73	40	H	Yale	70 67	65	A	Alabama	52 72	132	A	Cornell	62 58
								71	A	Bucknell	43 66	143	H	Holy Cross	71 60
								90	A	Saint Louis	51 61	150	A	Boston U.	70 61
												159	A	Lafayette	39 55
												159	H	Lafayette	73 52
												181	A	American	61 63
												181	H	American	63 62
												219	H	UMass Lowell	73 51
												252	A	Loyola Maryland	76 74
												269	H	Niagara	85 72
												275	H	Siena	88 51
												280	H	Wagner	74 58
												296	A	Navy	65 53
												296	H	Navy	80 55
												300	H	Army West Point	100 93
												329	A	NJIT	79 52
												339	A	Canisius	90 69
LAST 10 Division I															
296	A	Navy	65 53	150	A	Boston U.	70 61								
143	H	Holy Cross	71 60	159	H	Lafayette	73 52								
159	A	Lafayette	39 55	296	H	Navy	80 55								
181	H	American	63 62	252	A	Loyola Maryland	76 74								
71	A	Bucknell	43 66	300	H	Army West Point	100 93								

Non-Div I Games:

Colgate

Colorado

Through Games Of Feb. 11, 2020

Average RPI Win:	189	WON-LOST	WINNING	LAST 10	STRENGTH OF	OPP. STRENGTH	TEAM	ADJ.	CONF.	ADJ CONF.
Average RPI Loss:	41	RECORD	PCT. RANK	GAMES	SCHEDULE	OF SCHEDULE	RPI	RPI	RPI	RPI
DIV. I ONLY	14- 9	105	2-8	79	26	66	66	1	1	
DIV. I NON-CONF.	11- 0	1	0	296	183	54	54	1	1	
TOTALS	RPI 1-25	RPI 26-50	W-L RECORDS	RPI 51-100	RPI 101-150	RPI 150+				
14- 9	0- 6	0- 0	OVERALL	2- 2	5- 1	7- 0				
7- 4	0- 3	0- 0	HOME	1- 1	2- 0	4- 0				
6- 5	0- 3	0- 0	AWAY	1- 1	2- 1	3- 0				
1- 0	0- 0	0- 0	NEUTRAL	0- 0	1- 0	0- 0				
11- 0	0- 0	0- 0	NON-CONFERENCE	0- 0	4- 0	7- 0				
6- 0	0- 0	0- 0	HOME	0- 0	2- 0	4- 0				
4- 0	0- 0	0- 0	AWAY	0- 0	1- 0	3- 0				
1- 0	0- 0	0- 0	NEUTRAL	0- 0	1- 0	0- 0				
3- 9	0- 6	0- 0	CONFERENCE	2- 2	1- 1	0- 0				
1- 4	0- 3	0- 0	HOME	1- 1	0- 0	0- 0				
2- 5	0- 3	0- 0	AWAY	1- 1	1- 1	0- 0				
0- 0	0- 0	0- 0	NEUTRAL	0- 0	0- 0	0- 0				

RPI	S	Opponent	Score	RPI	S	Opponent	Score	RPI	S	Opponent	Score	RPI	S	Opponent	Score
2	A	Oregon	46 104					84	H	Southern California	66 53	110	H	Texas Southern	74 50
2	H	Oregon	53 101					92	A	Utah	80 70	115	N	UAB	77 69
5	H	UCLA	62 65					92	H	Utah	69 84	130	H	Wisconsin	74 57
10	A	Stanford	68 76					93	A	Washington St.	59 69	135	A	Washington	52 61
14	A	Oregon St.	60 72									140	A	California	62 50
14	H	Oregon St.	52 79									144	A	Tulane	62 52
												194	H	Jacksonville	66 44
												204	A	Wyoming	66 56
												264	A	Xavier	62 53
												267	A	Colorado St.	79 75
												283	H	Indiana St.	59 46
												292	H	Denver	96 70
												329	H	NJIT	80 57
LAST 10 Division I															
135	A	Washington	52 61	10	A	Stanford	68 76								
93	A	Washington St.	59 69	92	H	Utah	69 84								
2	H	Oregon	53 101	5	H	UCLA	62 65								
14	H	Oregon St.	52 79	84	H	Southern California	66 53								
140	A	California	62 50	14	A	Oregon St.	60 72								

Non-Div I Games:

Colorado

Loss, Non-Conf, S Site, H Home A Away N Neutral

Average RPI Win:	273	WON-LOST	WINNING	LAST 10	STRENGTH OF	OPP. STRENGTH	TEAM	ADJ.	CONF.	ADJ CONF.
Average RPI Loss:	149	RECORD	PCT. RANK	GAMES	SCHEDULE	OF SCHEDULE	RPI	RPI	RPI	RPI
DIV. I ONLY	8- 13	243	4-6	224	243	267	267	17	17	
DIV. I NON-CONF.	4- 5	195	0	302	259	279	279	23	23	
TOTALS	RPI 1-25	RPI 26-50	W-L RECORDS	RPI 51-100	RPI 101-150	RPI 150+				
8- 13	0- 0	0- 1	OVERALL	0- 3	0- 2	8- 7				
6- 5	0- 0	0- 0	HOME	0- 2	0- 1	6- 2				
2- 8	0- 0	0- 1	AWAY	0- 1	0- 1	2- 5				
0- 0	0- 0	0- 0	NEUTRAL	0- 0	0- 0	0- 0				
4- 5	0- 0	0- 1	NON-CONFERENCE	0- 1	0- 1	4- 2				
3- 2	0- 0	0- 0	HOME	0- 1	0- 0	3- 1				
1- 3	0- 0	0- 1	AWAY	0- 0	0- 1	1- 1				
0- 0	0- 0	0- 0	NEUTRAL	0- 0	0- 0	0- 0				
4- 8	0- 0	0- 0	CONFERENCE	0- 2	0- 1	4- 5				
3- 3	0- 0	0- 0	HOME	0- 1	0- 1	3- 1				
1- 5	0- 0	0- 0	AWAY	0- 1	0- 0	1- 4				
0- 0	0- 0	0- 0	NEUTRAL	0- 0	0- 0	0- 0				

RPI S	Opponent	Score	RPI S	Opponent	Score	RPI S	Opponent	Score	RPI S	Opponent	Score	Team's RPI: 267
48	A Tennessee	41 79	59	A Fresno St.	53 55	122	A Idaho	54 61	126	H Boise St.	69 72	
			59	H Fresno St.	61 79	153	H San Jose St.	53 58	171	H Northern Ill.	75 80	
			66	H Colorado	75 79	177	A UNLV	52 56	196	A New Mexico	62 73	
						204	A Wyoming	56 49	213	A Northern Colo.	75 58	
						246	A Tulsa	55 61	257	A Nevada	63 74	
						257	H Nevada	75 70	258	A San Diego St.	49 59	
						277	H Utah St.	56 55	285	H Incarnate Word	75 47	
						289	H UC Riverside	52 40	311	H Air Force	60 40	
						351	H Mississippi Val.	65 46				
LAST 10 Division I												
59	H Fresno St.	61 79	311	H Air Force	60 40							
177	A UNLV	52 56	196	A New Mexico	62 73							
257	A Nevada	63 74	153	H San Jose St.	53 58							
277	H Utah St.	56 55	204	A Wyoming	56 49							
59	A Fresno St.	53 55	257	H Nevada	75 70							

Non-Div I Games: Western St. 56 47 Chadron St. 102 51

Colorado St.

■ Loss,
 ■ Non-Conf, S Site,
 ■ Home
 ■ Away
 N Neutral

Average RPI Win: 225	WON-LOST	WINNING	LAST 10	STRENGTH OF	OPP. STRENGTH	TEAM	ADJ.	CONF.	ADJ CONF.
Average RPI Loss: 127	RECORD	PCT. RANK	GAMES	SCHEDULE	OF SCHEDULE	RPI	RPI	RPI	RPI
DIV. I ONLY	11- 8	126	5-5	227	156	160	160	8	8
DIV. I NON-CONF.	9- 4	84	3-1	328	233	178	178	8	8
TOTALS	RPI 1-25	RPI 26-50	W-L RECORDS	RPI 51-100	RPI 101-150	RPI 150+			
11- 8	0- 1	0- 1	OVERALL	1- 1	3- 3	7- 2			
8- 2	0- 0	0- 1	HOME	1- 0	2- 0	5- 1			
3- 6	0- 1	0- 0	AWAY	0- 1	1- 3	2- 1			
0- 0	0- 0	0- 0	NEUTRAL	0- 0	0- 0	0- 0			
9- 4	0- 0	0- 0	NON-CONFERENCE	1- 0	2- 2	6- 2			
6- 1	0- 0	0- 0	HOME	1- 0	1- 0	4- 1			
3- 3	0- 0	0- 0	AWAY	0- 0	1- 2	2- 1			
0- 0	0- 0	0- 0	NEUTRAL	0- 0	0- 0	0- 0			
2- 4	0- 1	0- 1	CONFERENCE	0- 1	1- 1	1- 0			
2- 1	0- 0	0- 1	HOME	0- 0	1- 0	1- 0			
0- 3	0- 1	0- 0	AWAY	0- 1	0- 1	0- 0			
0- 0	0- 0	0- 0	NEUTRAL	0- 0	0- 0	0- 0			

RPI 1-25				RPI 26-50				RPI 51-100				RPI 101+ Team's RPI: 160			
RPI	S	Opponent	Score	RPI	S	Opponent	Score	RPI	S	Opponent	Score	RPI	S	Opponent	Score
20	A	Princeton	55 77	40	H	Yale	60 85	87	A	Penn	84 86	108	A	Vanderbilt	51 72
								97	H	Fordham	70 51	109	A	Buffalo	75 82
												124	H	Davidson	63 60
												132	A	Cornell	77 80
												132	H	Cornell	76 66
												142	A	Robert Morris	61 59
												211	H	Brown	74 60
												215	H	Saint Joseph's	57 71
												237	H	Milwaukee	74 46
												242	H	Georgetown	54 49
												300	A	Army West Point	71 62
												308	A	Albany (NY)	78 82
												317	H	Mercer	77 48
												329	H	NJIT	99 43
												340	A	Tennessee St.	75 65
LAST 10 Division I															
20	A	Princeton	55 77	132	H	Cornell	76 66								
87	A	Penn	84 86	317	H	Mercer	77 48								
211	H	Brown	74 60	340	A	Tennessee St.	75 65								
40	H	Yale	60 85	108	A	Vanderbilt	51 72								
132	A	Cornell	77 80	329	H	NJIT	99 43								

Non-Div I Games:

Columbia

■ Loss,
■ Non-Conf,
S Site,
■ Home
■ Away
N Neutral

Average RPI Win: 319	WON-LOST	WINNING	LAST 10	STRENGTH OF	OPP. STRENGTH	TEAM	ADJ.	CONF.	ADJ CONF.
Average RPI Loss: 195	RECORD	PCT. RANK	GAMES	SCHEDULE	OF SCHEDULE	RPI	RPI	RPI	RPI
DIV. I ONLY	1- 22	349	1-9	235	312	342	342	29	29
DIV. I NON-CONF.	0- 12	338	0	137	194	324	324	29	29
TOTALS	RPI 1-25	RPI 26-50	W-L RECORDS	RPI 51-100	RPI 101-150	RPI 150+			
1- 22	0- 0	0- 2	OVERALL	0- 4	0- 3	1- 13			
1- 8	0- 0	0- 0	HOME	0- 0	0- 1	1- 7			
0- 14	0- 0	0- 2	AWAY	0- 4	0- 2	0- 6			
0- 0	0- 0	0- 0	NEUTRAL	0- 0	0- 0	0- 0			
0- 12	0- 0	0- 2	NON-CONFERENCE	0- 4	0- 1	0- 5			
0- 2	0- 0	0- 0	HOME	0- 0	0- 0	0- 2			
0- 10	0- 0	0- 2	AWAY	0- 4	0- 1	0- 3			
0- 0	0- 0	0- 0	NEUTRAL	0- 0	0- 0	0- 0			
1- 10	0- 0	0- 0	CONFERENCE	0- 0	0- 2	1- 8			
1- 6	0- 0	0- 0	HOME	0- 0	0- 1	1- 5			
0- 4	0- 0	0- 0	AWAY	0- 0	0- 1	0- 3			
0- 0	0- 0	0- 0	NEUTRAL	0- 0	0- 0	0- 0			

RPI S	Opponent	Score	RPI S	Opponent	Score	RPI S	Opponent	Score	RPI S	Opponent	Score	Team's RPI: 342
41	A South Dakota	44 82	56	A West Virginia	47 82	114	A Bethune-Cookman	51 82				
47	A Rutgers	33 107	63	A South Dakota St.	41 94	136	A George Washington	35 54				
			64	A Dayton	48 78	138	H N.C. A&T	38 84				
			80	A Cincinnati	40 86	173	H Norfolk St.	48 85				
						207	A La Salle	46 79				
						245	A Marshall	47 60				
						253	H Morgan St.	42 47				
						255	A Howard	52 64				
						255	H Howard	54 66				
						261	A Delaware St.	55 72				
						269	H Niagara	67 82				
						293	A UMBC	48 71				
						319	H UMES	66 63				
						320	H N.C. Central	44 58				
						326	H Saint Peter's	57 82				
						345	A Florida A&M	48 58				
						348	H South Carolina St.	60 71				
LAST 10 Division I												
319	H UMES	66 63	253	H Morgan St.	42 47							
320	H N.C. Central	44 58	138	H N.C. A&T	38 84							
255	A Howard	52 64	345	A Florida A&M	48 58							
261	A Delaware St.	55 72	114	A Bethune-Cookman	51 82							
255	H Howard	54 66	173	H Norfolk St.	48 85							

Non-Div I Games:

Coppin St.

Average RPI Win:	257	WON-LOST	WINNING	LAST 10	STRENGTH OF	OPP. STRENGTH	TEAM	ADJ.	CONF.	ADJ CONF.
Average RPI Loss:	85	RECORD	PCT. RANK	GAMES	SCHEDULE	OF SCHEDULE	RPI	RPI	RPI	RPI
DIV. I ONLY	9- 9	173	4-6	84	213	132	132	8	8	
DIV. I NON-CONF.	7- 5	131	2-2	195	272	153	153	8	8	
TOTALS	RPI 1-25	RPI 26-50	W-L RECORDS	RPI 51-100	RPI 101-150	RPI 150+				
9- 9	0- 2	0- 1	OVERALL	0- 3	0- 1	9- 2				
5- 4	0- 0	0- 1	HOME	0- 1	0- 1	5- 1				
4- 5	0- 2	0- 0	AWAY	0- 2	0- 0	4- 1				
0- 0	0- 0	0- 0	NEUTRAL	0- 0	0- 0	0- 0				
7- 5	0- 1	0- 0	NON-CONFERENCE	0- 2	0- 1	7- 1				
3- 3	0- 0	0- 0	HOME	0- 1	0- 1	3- 1				
4- 2	0- 1	0- 0	AWAY	0- 1	0- 0	4- 0				
0- 0	0- 0	0- 0	NEUTRAL	0- 0	0- 0	0- 0				
2- 4	0- 1	0- 1	CONFERENCE	0- 1	0- 0	2- 1				
2- 1	0- 0	0- 1	HOME	0- 0	0- 0	2- 0				
0- 3	0- 1	0- 0	AWAY	0- 1	0- 0	0- 1				
0- 0	0- 0	0- 0	NEUTRAL	0- 0	0- 0	0- 0				

RPI 1-25				RPI 26-50				RPI 51-100				RPI 101+ Team's RPI: 132			
RPI	S	Opponent	Score	RPI	S	Opponent	Score	RPI	S	Opponent	Score	RPI	S	Opponent	Score
20	A	Princeton	29 60	40	H	Yale	67 74	56	A	West Virginia	62 68	101	H	Duquesne	62 72
22	A	TCU	49 59					83	H	Colgate	58 62	160	A	Columbia	66 76
								87	A	Penn	41 63	160	H	Columbia	80 77
												193	H	Binghamton	56 59
												211	H	Brown	74 63
												219	A	UMass Lowell	70 56
												261	A	Delaware St.	77 51
												268	H	ETSU	71 43
												269	H	Niagara	82 59
												284	A	St. Bonaventure	70 42
												308	A	Albany (NY)	71 51
												329	H	NJIT	68 44
LAST 10 Division I															
87	A	Penn	41 63	160	A	Columbia	66 76								
20	A	Princeton	29 60	268	H	ETSU	71 43								
40	H	Yale	67 74	56	A	West Virginia	62 68								
211	H	Brown	74 63	284	A	St. Bonaventure	70 42								
160	H	Columbia	80 77	101	H	Duquesne	62 72								

Non-Div I Games:

Cornell

■ Loss,
■ Non-Conf, S Site,
■ Home
■ Away
N Neutral

Creighton

Through Games Of Feb. 11, 2020

Average RPI Win: 133	WON-LOST	WINNING	LAST 10	STRENGTH OF	OPP. STRENGTH	TEAM	ADJ.	CONF.	ADJ CONF.
Average RPI Loss: 47	RECORD	PCT. RANK	GAMES	SCHEDULE	OF SCHEDULE	RPI	RPI	RPI	RPI
DIV. I ONLY	15- 8	84	5-5	33	46	35	35	6	6
DIV. I NON-CONF.	8- 3	68	0	43	21	15	15	6	6
TOTALS	RPI 1-25	RPI 26-50	W-L RECORDS	RPI 51-100	RPI 101-150	RPI 150+			
15- 8	1- 1	2- 4	OVERALL	5- 3	3- 0	4- 0			
7- 2	0- 1	2- 0	HOME	1- 1	2- 0	2- 0			
6- 6	1- 0	0- 4	AWAY	2- 2	1- 0	2- 0			
2- 0	0- 0	0- 0	NEUTRAL	2- 0	0- 0	0- 0			
8- 3	0- 0	1- 3	NON-CONFERENCE	4- 0	1- 0	2- 0			
4- 0	0- 0	1- 0	HOME	1- 0	1- 0	1- 0			
2- 3	0- 0	0- 3	AWAY	1- 0	0- 0	1- 0			
2- 0	0- 0	0- 0	NEUTRAL	2- 0	0- 0	0- 0			
7- 5	1- 1	1- 1	CONFERENCE	1- 3	2- 0	2- 0			
3- 2	0- 1	1- 0	HOME	0- 1	1- 0	1- 0			
4- 3	1- 0	0- 1	AWAY	1- 2	1- 0	1- 0			
0- 0	0- 0	0- 0	NEUTRAL	0- 0	0- 0	0- 0			

RPI 1-25				RPI 26-50				Team's RPI: 35				RPI 51-100				RPI 101+			
RPI	S	Opponent	Score	RPI	S	Opponent	Score	RPI	S	Opponent	Score	RPI	S	Opponent	Score	RPI	S	Opponent	Score
19	A	DePaul	63 61	28	A	Arizona St.	55 70	56	N	West Virginia	82 75	141	A	Providence	77 68				
19	H	DePaul	71 74	29	A	Drake	53 63	61	A	St. John's (NY)	58 63	141	H	Providence	72 63				
				36	A	Marquette	50 52	63	H	South Dakota St.	61 48	148	H	Wichita St.	56 46				
				36	H	Marquette	72 62	68	A	Seton Hall	70 82	242	A	Georgetown	65 56				
				41	A	South Dakota	65 72	73	N	Temple	69 59	264	H	Xavier	62 55				
				46	H	UNI	57 54	75	A	Nebraska	79 74	291	H	North Dakota St.	70 59				
								94	H	Butler	67 73	302	A	Omaha	67 54				
								95	A	Villanova	58 42								
LAST 10 Division I																			
				141	A	Providence	77 68	61	A	St. John's (NY)	58 63								
				36	A	Marquette	50 52	68	A	Seton Hall	70 82								
				19	A	DePaul	63 61	141	H	Providence	72 63								
				94	H	Butler	67 73	19	H	DePaul	71 74								
				264	H	Xavier	62 55	36	H	Marquette	72 62								

Non-Div I Games:

Creighton

Loss, Non-Conf, S Site, H Home A Away N Neutral

Average RPI Win: 219	WON-LOST	WINNING	LAST 10	STRENGTH OF	OPP. STRENGTH	TEAM	ADJ.	CONF.	ADJ CONF.
Average RPI Loss: 137	RECORD	PCT. RANK	GAMES	SCHEDULE	OF SCHEDULE	RPI	RPI	RPI	RPI
DIV. I ONLY	7- 12	252	2-8	66	216	198	198	8	8
DIV. I NON-CONF.	6- 7	182	1-3	180	290	174	174	8	8

TOTALS	RPI 1-25	RPI 26-50	W-L RECORDS	RPI 51-100	RPI 101-150	RPI 150+			
7- 12	0- 2	0- 1	OVERALL	1- 2	0- 3	6- 4			
5- 5	0- 1	0- 1	HOME	1- 1	0- 0	4- 2			
2- 7	0- 1	0- 0	AWAY	0- 1	0- 3	2- 2			
0- 0	0- 0	0- 0	NEUTRAL	0- 0	0- 0	0- 0			
6- 7	0- 1	0- 0	NON-CONFERENCE	0- 0	0- 3	6- 3			
4- 1	0- 0	0- 0	HOME	0- 0	0- 0	4- 1			
2- 6	0- 1	0- 0	AWAY	0- 0	0- 3	2- 2			
0- 0	0- 0	0- 0	NEUTRAL	0- 0	0- 0	0- 0			
1- 5	0- 1	0- 1	CONFERENCE	1- 2	0- 0	0- 1			
1- 4	0- 1	0- 1	HOME	1- 1	0- 0	0- 1			
0- 1	0- 0	0- 0	AWAY	0- 1	0- 0	0- 0			
0- 0	0- 0	0- 0	NEUTRAL	0- 0	0- 0	0- 0			

RPI 1-25				RPI 26-50				RPI 51-100				RPI 101+ Team's RPI: 198			
RPI	S	Opponent	Score	RPI	S	Opponent	Score	RPI	S	Opponent	Score	RPI	S	Opponent	Score
16	A	Northwestern	37 79	40	H	Yale	47 67	87	H	Penn	33 66	109	A	Buffalo	49 73
20	H	Princeton	34 66					100	A	Harvard	49 64	137	A	Loyola Chicago	40 61
								100	H	Harvard	63 62	150	A	Boston U.	56 74
												201	H	Merrimack	57 52
												211	H	Brown	71 83
												219	A	UMass Lowell	62 51
												225	H	Maine	57 41
												228	A	Fairfield	52 51
												230	A	Manhattan	58 70
												252	A	Loyola Maryland	56 72
												254	H	New Hampshire	66 47
												294	H	Texas St.	51 61
												304	H	Vermont	72 55

LAST 10 Division I															
				40	H	Yale	47 67	100	H	Harvard	63 62				
				211	H	Brown	71 83	252	A	Loyola Maryland	56 72				
				87	H	Penn	33 66	109	A	Buffalo	49 73				
				20	H	Princeton	34 66	150	A	Boston U.	56 74				
				100	A	Harvard	49 64	254	H	New Hampshire	66 47				

Non-Div I Games:

Dartmouth

■ Loss,
■ Non-Conf, S Site,
■ Home
■ Away
N Neutral

Davidson

Through Games Of Feb. 11, 2020

Average RPI Win:	208	WON-LOST	WINNING	LAST 10	STRENGTH OF	OPP. STRENGTH	TEAM	ADJ.	CONF.	ADJ CONF.
Average RPI Loss:	112	RECORD	PCT. RANK	GAMES	SCHEDULE	OF SCHEDULE	RPI	RPI	RPI	RPI
DIV. I ONLY	12- 10	146	6-4	154	125	124	124	12	12	
DIV. I NON-CONF.	6- 6	164	0	209	161	138	138	12	12	
TOTALS	RPI 1-25	RPI 26-50	W-L RECORDS	RPI 51-100	RPI 101-150	RPI 150+				
12- 10	0- 0	0- 2	OVERALL	2- 3	1- 3	9- 2				
5- 3	0- 0	0- 0	HOME	1- 2	1- 1	3- 0				
6- 7	0- 0	0- 2	AWAY	1- 1	0- 2	5- 2				
1- 0	0- 0	0- 0	NEUTRAL	0- 0	0- 0	1- 0				
6- 6	0- 0	0- 2	NON-CONFERENCE	0- 2	0- 1	6- 1				
2- 1	0- 0	0- 0	HOME	0- 1	0- 0	2- 0				
3- 5	0- 0	0- 2	AWAY	0- 1	0- 1	3- 1				
1- 0	0- 0	0- 0	NEUTRAL	0- 0	0- 0	1- 0				
6- 4	0- 0	0- 0	CONFERENCE	2- 1	1- 2	3- 1				
3- 2	0- 0	0- 0	HOME	1- 1	1- 1	1- 0				
3- 2	0- 0	0- 0	AWAY	1- 0	0- 1	2- 1				
0- 0	0- 0	0- 0	NEUTRAL	0- 0	0- 0	0- 0				

RPI S	Opponent	Score	RPI S	Opponent	Score	RPI S	Opponent	Score	RPI S	Opponent	Score	Team's RPI: 124
33	A Virginia Tech	68 88	54	A Drexel	63 74	131	A Richmond	57 69	136	H George Washington	62 55	
37	A Duke	52 82	64	H Dayton	49 55	133	A Florida	50 55	149	H Massachusetts	62 70	
			76	H Charlotte	64 75	136	H George Washington	62 55	160	A Columbia	60 63	
			90	A Saint Louis	65 58	149	H Massachusetts	62 70	188	A Rhode Island	77 70	
			97	H Fordham	74 62	188	H Rhode Island	79 67	195	A High Point	73 63	
						222	A UMKC	74 64	226	A George Mason	76 69	
						242	H Georgetown	66 52	268	A ETSU	75 60	
						284	A St. Bonaventure	56 68	303	N UC Irvine	78 72	
						336	H Western Caro.	101 51				
LAST 10 Division I												
284	A St. Bonaventure	56 68	136	H George Washington	62 55							
64	H Dayton	49 55	226	A George Mason	76 69							
149	H Massachusetts	62 70	188	H Rhode Island	79 67							
188	A Rhode Island	77 70	97	H Fordham	74 62							
131	A Richmond	57 69	90	A Saint Louis	65 58							

Non-Div I Games: Newberry 75 46

Davidson

■ Loss,
 ■ Non-Conf,
 ■ S Site,
 ■ Home
 ■ A Away
 N Neutral

Average RPI Win: 187	WON-LOST	WINNING	LAST 10	STRENGTH OF	OPP. STRENGTH	TEAM	ADJ.	CONF.	ADJ CONF.
Average RPI Loss: 55	RECORD	PCT. RANK	GAMES	SCHEDULE	OF SCHEDULE	RPI	RPI	RPI	RPI
DIV. I ONLY	17- 7	58	10-0	127	68	64	64	12	12
DIV. I NON-CONF.	7- 7	164	0	143	12	137	137	12	12
TOTALS	RPI 1-25	RPI 26-50	W-L RECORDS	RPI 51-100	RPI 101-150	RPI 150+			
17- 7	0- 4	0- 0	OVERALL	2- 0	6- 3	9- 0			
8- 2	0- 2	0- 0	HOME	2- 0	1- 0	5- 0			
7- 2	0- 1	0- 0	AWAY	0- 0	5- 1	2- 0			
2- 3	0- 1	0- 0	NEUTRAL	0- 0	0- 2	2- 0			
7- 7	0- 4	0- 0	NON-CONFERENCE	0- 0	2- 3	5- 0			
3- 2	0- 2	0- 0	HOME	0- 0	0- 0	3- 0			
2- 2	0- 1	0- 0	AWAY	0- 0	2- 1	0- 0			
2- 3	0- 1	0- 0	NEUTRAL	0- 0	0- 2	2- 0			
10- 0	0- 0	0- 0	CONFERENCE	2- 0	4- 0	4- 0			
5- 0	0- 0	0- 0	HOME	2- 0	1- 0	2- 0			
5- 0	0- 0	0- 0	AWAY	0- 0	3- 0	2- 0			
0- 0	0- 0	0- 0	NEUTRAL	0- 0	0- 0	0- 0			

RPI	S	Opponent	Score
1	H	South Carolina	49 75
6	H	UConn	37 75
11	N	Gonzaga	65 76
18	A	Central Mich.	80 81

RPI	S	Opponent	Score
-----	---	----------	-------

RPI	S	Opponent	Score
90	H	Saint Louis	48 47
97	H	Fordham	48 44

Team's RPI: 64

RPI	S	Opponent	Score
101	H	Duquesne	54 41
109	A	Buffalo	59 67
118	N	Wake Forest	59 78
124	A	Davidson	55 49
125	N	Auburn	74 76
131	A	Richmond	65 51
136	A	George Washington	66 50
146	A	Northeastern	71 60
147	A	Toledo	60 42
188	H	Rhode Island	71 60
207	A	La Salle	98 58
215	A	Saint Joseph's	59 44
225	N	Maine	78 49
226	H	George Mason	59 55
248	H	Morehead St.	58 41
274	N	East Carolina	94 68
276	H	Lipscomb	82 60
342	H	Coppin St.	78 48

LAST 10 Division I

188	H	Rhode Island	71 60
124	A	Davidson	55 49
215	A	Saint Joseph's	59 44
97	H	Fordham	48 44
136	A	George Washington	66 50

90	H	Saint Louis	48 47
101	H	Duquesne	54 41
131	A	Richmond	65 51
226	H	George Mason	59 55
207	A	La Salle	98 58

Non-Div I Games:

Dayton

Average RPI Win: 127	WON-LOST	WINNING	LAST 10	STRENGTH OF	OPP. STRENGTH	TEAM	ADJ.	CONF.	ADJ CONF.
Average RPI Loss: 18	RECORD	PCT. RANK	GAMES	SCHEDULE	OF SCHEDULE	RPI	RPI	RPI	RPI
DIV. I ONLY	22- 3	11	9-1	46	47	19	19	6	6
DIV. I NON-CONF.	10- 2	29	0	52	32	16	16	6	6
TOTALS	RPI 1-25	RPI 26-50	W-L RECORDS	RPI 51-100	RPI 101-150	RPI 150+			
22- 3	1- 2	2- 1	OVERALL	8- 0	5- 0	6- 0			
12- 2	0- 1	1- 1	HOME	5- 0	1- 0	5- 0			
10- 1	1- 1	1- 0	AWAY	3- 0	4- 0	1- 0			
0- 0	0- 0	0- 0	NEUTRAL	0- 0	0- 0	0- 0			
10- 2	1- 2	0- 0	NON-CONFERENCE	2- 0	3- 0	4- 0			
6- 1	0- 1	0- 0	HOME	2- 0	0- 0	4- 0			
4- 1	1- 1	0- 0	AWAY	0- 0	3- 0	0- 0			
0- 0	0- 0	0- 0	NEUTRAL	0- 0	0- 0	0- 0			
12- 1	0- 0	2- 1	CONFERENCE	6- 0	2- 0	2- 0			
6- 1	0- 0	1- 1	HOME	3- 0	1- 0	1- 0			
6- 0	0- 0	1- 0	AWAY	3- 0	1- 0	1- 0			
0- 0	0- 0	0- 0	NEUTRAL	0- 0	0- 0	0- 0			

RPI 1-25				RPI 26-50				RPI 51-100				RPI 101+			
RPI	S	Opponent	Score	RPI	S	Opponent	Score	RPI	S	Opponent	Score	RPI	S	Opponent	Score
6	H	UConn	74 84	35	A	Creighton	74 71	54	H	Drexel	81 57	104	A	Notre Dame	105 94
14	A	Oregon St.	77 98	35	H	Creighton	61 63	61	A	St. John's (NY)	71 65	137	A	Loyola Chicago	83 76
16	A	Northwestern	70 68	36	H	Marquette	89 71	61	H	St. John's (NY)	74 69	139	A	Green Bay	76 65
								68	A	Seton Hall	86 76	141	A	Providence	80 67
								68	H	Seton Hall	85 68	141	H	Providence	93 71
								74	H	Miami (FL)	89 83	167	H	Miami (OH)	98 79
								94	A	Butler	80 65	237	H	Milwaukee	94 65
								95	H	Villanova	85 69	239	H	Arkansas St.	109 64
												242	H	Georgetown	92 66
												264	A	Xavier	91 68
												322	H	Alabama St.	105 76
LAST 10 Division I															
				68	A	Seton Hall	86 76	95	H	Villanova	85 69				
				61	A	St. John's (NY)	71 65	94	A	Butler	80 65				
				141	H	Providence	93 71	264	A	Xavier	91 68				
				35	H	Creighton	61 63	61	H	St. John's (NY)	74 69				
				242	H	Georgetown	92 66	68	H	Seton Hall	85 68				

Non-Div I Games:

DePaul

Delaware

Through Games Of Feb. 11, 2020

Average RPI Win:	211	WON-LOST	WINNING	LAST 10	STRENGTH OF	OPP. STRENGTH	TEAM	ADJ.	CONF.	ADJ CONF.
Average RPI Loss:	143	RECORD	PCT. RANK	GAMES	SCHEDULE	OF SCHEDULE	RPI	RPI	RPI	RPI
DIV. I ONLY	9- 13	233	5-5	162	129	187	187	14	14	
DIV. I NON-CONF.	4- 7	225	0	112	142	176	176	13	13	
TOTALS	RPI 1-25	RPI 26-50	W-L RECORDS	RPI 51-100	RPI 101-150	RPI 150+				
9- 13	0- 1	0- 1	OVERALL	0- 3	3- 3	6- 5				
3- 5	0- 0	0- 1	HOME	0- 0	0- 2	3- 2				
5- 8	0- 1	0- 0	AWAY	0- 3	3- 1	2- 3				
1- 0	0- 0	0- 0	NEUTRAL	0- 0	0- 0	1- 0				
4- 7	0- 1	0- 0	NON-CONFERENCE	0- 2	1- 1	3- 3				
1- 3	0- 0	0- 0	HOME	0- 0	0- 1	1- 2				
2- 4	0- 1	0- 0	AWAY	0- 2	1- 0	1- 1				
1- 0	0- 0	0- 0	NEUTRAL	0- 0	0- 0	1- 0				
5- 6	0- 0	0- 1	CONFERENCE	0- 1	2- 2	3- 2				
2- 2	0- 0	0- 1	HOME	0- 0	0- 1	2- 0				
3- 4	0- 0	0- 0	AWAY	0- 1	2- 1	1- 2				
0- 0	0- 0	0- 0	NEUTRAL	0- 0	0- 0	0- 0				

RPI 1-25				RPI 26-50				RPI 51-100				RPI 101+ Team's RPI: 187			
RPI	S	Opponent	Score	RPI	S	Opponent	Score	RPI	S	Opponent	Score	RPI	S	Opponent	Score
3	A	Maryland	55 99	43	H	James Madison	39 60	52	A	UCF	49 75	127	A	William & Mary	58 68
								54	A	Drexel	59 63	134	A	Elon	65 56
								76	A	Charlotte	57 61	136	H	George Washington	49 63
												142	A	Robert Morris	73 62
												146	A	Northeastern	81 69
												146	H	Northeastern	62 72
												183	H	Towson	69 62
												203	N	Santa Clara	81 80
												212	A	Gardner-Webb	65 67
												225	H	Maine	56 69
												226	H	George Mason	63 44
												233	A	Cal St. Fullerton	72 55
												259	A	Col. of Charleston	73 84
												261	H	Delaware St.	64 67
												263	A	UNCW	65 71
												316	A	Hofstra	77 67
												316	H	Hofstra	80 59
LAST 10 Division I															
316	A	Hofstra	77 67	127	A	William & Mary	58 68								
146	A	Northeastern	81 69	54	A	Drexel	59 63								
183	H	Towson	69 62	146	H	Northeastern	62 72								
43	H	James Madison	39 60	316	H	Hofstra	80 59								
134	A	Elon	65 56	259	A	Col. of Charleston	73 84								

Non-Div I Games:

Delaware

Loss, Non-Conf, S Site, H Home A Away N Neutral

Average RPI Win:	302	WON-LOST	WINNING	LAST 10	STRENGTH OF	OPP. STRENGTH	TEAM	ADJ.	CONF.	ADJ CONF.
Average RPI Loss:	142	RECORD	PCT. RANK	GAMES	SCHEDULE	OF SCHEDULE	RPI	RPI	RPI	RPI
DIV. I ONLY	8- 12	238	6-4	187	347	261	261	29	29	
DIV. I NON-CONF.	2- 9	304	0-1	53	339	252	252	29	29	
TOTALS	RPI 1-25	RPI 26-50	W-L RECORDS	RPI 51-100	RPI 101-150	RPI 150+				
8- 12	0- 0	0- 1	OVERALL	0- 1	0- 6	8- 4				
5- 7	0- 0	0- 0	HOME	0- 0	0- 5	5- 2				
3- 5	0- 0	0- 1	AWAY	0- 1	0- 1	3- 2				
0- 0	0- 0	0- 0	NEUTRAL	0- 0	0- 0	0- 0				
2- 9	0- 0	0- 1	NON-CONFERENCE	0- 1	0- 4	2- 3				
1- 6	0- 0	0- 0	HOME	0- 0	0- 4	1- 2				
1- 3	0- 0	0- 1	AWAY	0- 1	0- 0	1- 1				
0- 0	0- 0	0- 0	NEUTRAL	0- 0	0- 0	0- 0				
6- 3	0- 0	0- 0	CONFERENCE	0- 0	0- 2	6- 1				
4- 1	0- 0	0- 0	HOME	0- 0	0- 1	4- 0				
2- 2	0- 0	0- 0	AWAY	0- 0	0- 1	2- 1				
0- 0	0- 0	0- 0	NEUTRAL	0- 0	0- 0	0- 0				

RPI 1-25	RPI 26-50	RPI 51-100	RPI 101+ Team's RPI: 261
RPI S Opponent Score	RPI S Opponent Score	RPI S Opponent Score	RPI S Opponent Score
	43 A James Madison 64 83	77 A Boston College 69 109	107 H Rider 69 71
			123 H Lehigh 38 68
			127 H William & Mary 52 73
			132 H Cornell 51 77
			138 A N.C. A&T 53 58
			138 H N.C. A&T 45 69
			173 A Norfolk St. 57 65
			187 A Delaware 67 64
			190 H Cleveland St. 49 57
			193 H Binghamton 66 75
			253 H Morgan St. 69 61
			260 A Longwood 62 78
			319 H UMES 72 58
			320 A N.C. Central 64 60
			320 H N.C. Central 64 54
			326 H Saint Peter's 89 66
			342 H Coppin St. 72 55
			348 A South Carolina St. 76 64
LAST 10 Division I			
	348 A South Carolina St. 76 64	320 A N.C. Central 64 60	
	173 A Norfolk St. 57 65	138 H N.C. A&T 45 69	
	319 H UMES 72 58	320 H N.C. Central 64 54	
	342 H Coppin St. 72 55	253 H Morgan St. 69 61	
	138 A N.C. A&T 53 58	107 H Rider 69 71	

Non-Div I Games: Post 67 41 Georgian Court 69 48

Delaware St.

Loss, Non-Conf, S Site, H Home A Away N Neutral

Average RPI Win: 260	WON-LOST	WINNING	LAST 10	STRENGTH OF	OPP. STRENGTH	TEAM	ADJ.	CONF.	ADJ CONF.
Average RPI Loss: 182	RECORD	PCT. RANK	GAMES	SCHEDULE	OF SCHEDULE	RPI	RPI	RPI	RPI
DIV. I ONLY	9- 14	240	3-7	247	296	292	292	19	19
DIV. I NON-CONF.	5- 7	205	0	268	326	300	300	18	18
TOTALS	RPI 1-25	RPI 26-50	W-L RECORDS	RPI 51-100	RPI 101-150	RPI 150+			
9- 14	0- 0	0- 2	OVERALL	0- 2	0- 0	9- 10			
8- 5	0- 0	0- 1	HOME	0- 1	0- 0	8- 3			
1- 7	0- 0	0- 1	AWAY	0- 1	0- 0	1- 5			
0- 2	0- 0	0- 0	NEUTRAL	0- 0	0- 0	0- 2			
5- 7	0- 0	0- 0	NON-CONFERENCE	0- 1	0- 0	5- 6			
5- 2	0- 0	0- 0	HOME	0- 0	0- 0	5- 2			
0- 3	0- 0	0- 0	AWAY	0- 1	0- 0	0- 2			
0- 2	0- 0	0- 0	NEUTRAL	0- 0	0- 0	0- 2			
4- 7	0- 0	0- 2	CONFERENCE	0- 1	0- 0	4- 4			
3- 3	0- 0	0- 1	HOME	0- 1	0- 0	3- 1			
1- 4	0- 0	0- 1	AWAY	0- 0	0- 0	1- 3			
0- 0	0- 0	0- 0	NEUTRAL	0- 0	0- 0	0- 0			

RPI S	Opponent	Score	RPI S	Opponent	Score	RPI S	Opponent	Score	RPI S	Opponent	Score	Team's RPI: 292
41	A South Dakota	61 104	41	H South Dakota	60 92	63	H South Dakota St.	79 86	168	H Southern Utah	81 73	
						66	A Colorado	70 96	176	N Western Mich.	70 79	
									189	N Akron	72 88	
									204	H Wyoming	71 57	
									208	A Oral Roberts	72 84	
									210	A Western Ill.	75 82	
									213	H Northern Colo.	74 55	
									214	A North Dakota	91 81	
									214	H North Dakota	82 90	
									222	A UMKC	79 83	
									229	A Lamar University	59 71	
									271	H Alabama A&M	83 86	
									291	A North Dakota St.	80 85	
									291	H North Dakota St.	91 82	
									302	H Omaha	66 60	
									303	H UC Irvine	83 75	
									312	H Cal Poly	96 66	
									321	H New Mexico St.	75 78	
									331	H Purdue Fort Wayne	83 57	
LAST 10 Division I												
331	H Purdue Fort Wayne	83 57	302	H Omaha	66 60							
41	H South Dakota	60 92	210	A Western Ill.	75 82							
208	A Oral Roberts	72 84	63	H South Dakota St.	79 86							
291	A North Dakota St.	80 85	41	A South Dakota	61 104							
214	A North Dakota	91 81	214	H North Dakota	82 90							

Non-Div I Games: Colo. Christian 89 49

Denver

Detroit Mercy

Through Games Of Feb. 11, 2020

Average RPI Win:	291	WON-LOST	WINNING	LAST 10	STRENGTH OF	OPP. STRENGTH	TEAM	ADJ.	CONF.	ADJ CONF.
Average RPI Loss:	176	RECORD	PCT. RANK	GAMES	SCHEDULE	OF SCHEDULE	RPI	RPI	RPI	RPI
DIV. I ONLY	3- 20	336	2-8	219	283	330	330	22	22	
DIV. I NON-CONF.	0- 11	338	0	167	255	332	332	20	20	
TOTALS	RPI 1-25	RPI 26-50	W-L RECORDS	RPI 51-100	RPI 101-150	RPI 150+				
3- 20	0- 0	0- 0	OVERALL	0- 4	0- 3	3- 13				
2- 10	0- 0	0- 0	HOME	0- 1	0- 3	2- 6				
1- 8	0- 0	0- 0	AWAY	0- 3	0- 0	1- 5				
0- 2	0- 0	0- 0	NEUTRAL	0- 0	0- 0	0- 2				
0- 11	0- 0	0- 0	NON-CONFERENCE	0- 2	0- 2	0- 7				
0- 5	0- 0	0- 0	HOME	0- 0	0- 2	0- 3				
0- 4	0- 0	0- 0	AWAY	0- 2	0- 0	0- 2				
0- 2	0- 0	0- 0	NEUTRAL	0- 0	0- 0	0- 2				
3- 9	0- 0	0- 0	CONFERENCE	0- 2	0- 1	3- 6				
2- 5	0- 0	0- 0	HOME	0- 1	0- 1	2- 3				
1- 4	0- 0	0- 0	AWAY	0- 1	0- 0	1- 3				
0- 0	0- 0	0- 0	NEUTRAL	0- 0	0- 0	0- 0				

RPI S	Opponent	Score	RPI S	Opponent	Score	RPI S	Opponent	Score	RPI S	Opponent	Score	Team's RPI: 330
						53	A IUPUI	45 82	137	H Loyola Chicago	60 89	
						53	H IUPUI	54 95	139	H Green Bay	48 65	
						94	A Butler	60 82	147	H Toledo	64 82	
						96	A Michigan St.	52 110	156	A Wright St.	61 67	
									163	N Tennessee Tech	47 69	
									164	H Eastern Mich.	70 84	
									176	A Western Mich.	67 82	
									184	H Valparaiso	58 77	
									189	H Akron	60 81	
									190	H Cleveland St.	70 59	
									202	A Northern Ky.	60 72	
									226	A George Mason	62 75	
									237	H Milwaukee	48 63	
									247	H Youngstown St.	47 62	
									282	A Oakland	60 65	
									282	H Oakland	57 71	
									301	N Sacred Heart	60 66	
									341	A UIC	70 62	
									341	H UIC	58 52	
LAST 10 Division I												
			341	H UIC	58 52		247	H Youngstown St.	47 62			
			53	H IUPUI	54 95		190	H Cleveland St.	70 59			
			282	A Oakland	60 65		139	H Green Bay	48 65			
			202	A Northern Ky.	60 72		237	H Milwaukee	48 63			
			156	A Wright St.	61 67		53	A IUPUI	45 82			

Non-Div I Games:

Detroit Mercy

Loss, Non-Conf, S Site, H Home A Away N Neutral

Drake

Through Games Of Feb. 11, 2020

Average RPI Win: 140	WON-LOST	WINNING	LAST 10	STRENGTH OF	OPP. STRENGTH	TEAM	ADJ.	CONF.	ADJ CONF.
Average RPI Loss: 26	RECORD	PCT. RANK	GAMES	SCHEDULE	OF SCHEDULE	RPI	RPI	RPI	RPI
DIV. I ONLY	15- 7	66	7-3	28	38	29	29	7	7
DIV. I NON-CONF.	7- 4	100	0	42	4	36	36	7	7
TOTALS	RPI 1-25	RPI 26-50	W-L RECORDS	RPI 51-100	RPI 101-150	RPI 150+			
15- 7	0- 3	3- 4	OVERALL	4- 0	2- 0	6- 0			
10- 1	0- 1	3- 0	HOME	2- 0	1- 0	4- 0			
3- 5	0- 2	0- 3	AWAY	2- 0	0- 0	1- 0			
2- 1	0- 0	0- 1	NEUTRAL	0- 0	1- 0	1- 0			
7- 4	0- 1	2- 3	NON-CONFERENCE	1- 0	1- 0	3- 0			
4- 0	0- 0	2- 0	HOME	1- 0	0- 0	1- 0			
1- 3	0- 1	0- 2	AWAY	0- 0	0- 0	1- 0			
2- 1	0- 0	0- 1	NEUTRAL	0- 0	1- 0	1- 0			
8- 3	0- 2	1- 1	CONFERENCE	3- 0	1- 0	3- 0			
6- 1	0- 1	1- 0	HOME	1- 0	1- 0	3- 0			
2- 2	0- 1	0- 1	AWAY	2- 0	0- 0	0- 0			
0- 0	0- 0	0- 0	NEUTRAL	0- 0	0- 0	0- 0			

RPI 1-25				RPI 26-50				Team's RPI: 29				RPI 51-100				RPI 101+			
RPI	S	Opponent	Score	RPI	S	Opponent	Score	RPI	S	Opponent	Score	RPI	S	Opponent	Score	RPI	S	Opponent	Score
4	A	Missouri St.	67 69	35	H	Creighton	63 53	63	H	South Dakota St.	74 67	125	N	Auburn	83 82				
4	H	Missouri St.	83 89	39	N	Purdue	47 67	79	A	Illinois St.	69 67	137	H	Loyola Chicago	80 52				
7	A	Iowa	67 79	41	A	South Dakota	94 102	85	A	Southern Ill.	73 65	171	A	Northern Ill.	73 49				
				42	A	Bradley	76 77	85	H	Southern Ill.	91 76	184	H	Valparaiso	87 66				
				45	A	Oklahoma	84 93					210	H	Western Ill.	94 75				
				46	H	UNI	104 87					225	N	Maine	94 62				
				49	H	Iowa St.	86 81					283	H	Indiana St.	105 65				
												327	H	Evansville	108 44				
LAST 10 Division I																			
		4	H	Missouri St.	83 89			79	A	Illinois St.	69 67								
		85	H	Southern Ill.	91 76			327	H	Evansville	108 44								
		137	H	Loyola Chicago	80 52			283	H	Indiana St.	105 65								
		184	H	Valparaiso	87 66			85	A	Southern Ill.	73 65								
		42	A	Bradley	76 77			4	A	Missouri St.	67 69								

Non-Div I Games: Waldorf 103 18

Drake

■ Loss,
 ■ Non-Conf, S Site,
 ■ Home
 ■ Away
 N Neutral

D
r
e
x
e
l

Drexel				Through Games Of Feb. 11, 2020						
Average RPI Win:	179	WON-LOST	WINNING	LAST 10	STRENGTH OF	OPP. STRENGTH	TEAM	ADJ.	CONF.	ADJ CONF.
Average RPI Loss:	108	RECORD	PCT. RANK	GAMES	SCHEDULE	OF SCHEDULE	RPI	RPI	RPI	RPI
DIV. I ONLY	17- 6	45	10-0	134	116	54	54	14	14	
DIV. I NON-CONF.	7- 5	131	0	66	96	87	87	13	13	

TOTALS	RPI 1-25	RPI 26-50		W-L RECORDS	RPI 51-100		RPI 101-150		RPI 150+	
17- 6	0- 1	1- 0		OVERALL	1- 2		6- 2		9- 1	
10- 1	0- 0	1- 0		HOME	1- 0		3- 1		5- 0	
7- 4	0- 1	0- 0		AWAY	0- 2		3- 0		4- 1	
0- 1	0- 0	0- 0		NEUTRAL	0- 0		0- 1		0- 0	
7- 5	0- 1	0- 0		NON-CONFERENCE	1- 2		2- 2		4- 0	
5- 1	0- 0	0- 0		HOME	1- 0		2- 1		2- 0	
2- 3	0- 1	0- 0		AWAY	0- 2		0- 0		2- 0	
0- 1	0- 0	0- 0		NEUTRAL	0- 0		0- 1		0- 0	
10- 1	0- 0	1- 0		CONFERENCE	0- 0		4- 0		5- 1	
5- 0	0- 0	1- 0		HOME	0- 0		1- 0		3- 0	
5- 1	0- 0	0- 0		AWAY	0- 0		3- 0		2- 1	
0- 0	0- 0	0- 0		NEUTRAL	0- 0		0- 0		0- 0	

RPI 1-25				RPI 26-50				RPI 51-100				RPI 101+			
RPI	S	Opponent	Score	RPI	S	Opponent	Score	RPI	S	Opponent	Score	RPI	S	Opponent	Score
19	A	DePaul	57 81	43	H	James Madison	70 48	71	A	Bucknell	49 60	105	H	Pacific	51 58
								87	A	Penn	49 53	109	N	Buffalo	59 63
								95	H	Villanova	54 52	124	H	Davidson	74 63
												127	A	William & Mary	61 54
												131	H	Richmond	58 52
												134	A	Elon	55 53
												146	A	Northeastern	67 51
												146	H	Northeastern	50 41
												179	A	Quinnipiac	66 62
												183	H	Towson	59 50
												187	H	Delaware	63 59
												207	H	La Salle	69 31
												215	A	Saint Joseph's	62 52
												225	H	Maine	70 57
												259	A	Col. of Charleston	59 73
												263	A	UNCW	73 72
												316	A	Hofstra	45 32
												316	H	Hofstra	74 54

LAST 10 Division I															
				146	A	Northeastern	67 51	134	A	Elon	55 53				
				316	A	Hofstra	45 32	187	H	Delaware	63 59				
				43	H	James Madison	70 48	316	H	Hofstra	74 54				
				183	H	Towson	59 50	146	H	Northeastern	50 41				
				127	A	William & Mary	61 54	263	A	UNCW	73 72				

Non-Div I Games:

Drexel

Loss, Non-Conf, S Site, H Home A Away N Neutral

D
r
e
x
e
l

Average RPI Win:	217	WON-LOST	WINNING	LAST 10	STRENGTH OF	OPP. STRENGTH	TEAM	ADJ.	CONF.	ADJ CONF.
Average RPI Loss:	95	RECORD	PCT. RANK	GAMES	SCHEDULE	OF SCHEDULE	RPI	RPI	RPI	RPI
DIV. I ONLY	16- 7	61	6-4	251	106	101	101	12	12	
DIV. I NON-CONF.	10- 3	57	0	277	126	98	98	12	12	
TOTALS	RPI 1-25	RPI 26-50	W-L RECORDS	RPI 51-100	RPI 101-150	RPI 150+				
16- 7	0- 0	0- 1	OVERALL	0- 3	3- 3	13- 0				
8- 2	0- 0	0- 0	HOME	0- 0	1- 2	7- 0				
8- 5	0- 0	0- 1	AWAY	0- 3	2- 1	6- 0				
0- 0	0- 0	0- 0	NEUTRAL	0- 0	0- 0	0- 0				
10- 3	0- 0	0- 1	NON-CONFERENCE	0- 1	2- 1	8- 0				
4- 1	0- 0	0- 0	HOME	0- 0	1- 1	3- 0				
6- 2	0- 0	0- 1	AWAY	0- 1	1- 0	5- 0				
0- 0	0- 0	0- 0	NEUTRAL	0- 0	0- 0	0- 0				
6- 4	0- 0	0- 0	CONFERENCE	0- 2	1- 2	5- 0				
4- 1	0- 0	0- 0	HOME	0- 0	0- 1	4- 0				
2- 3	0- 0	0- 0	AWAY	0- 2	1- 1	1- 0				
0- 0	0- 0	0- 0	NEUTRAL	0- 0	0- 0	0- 0				

RPI S	Opponent	Score	RPI S	Opponent	Score	RPI S	Opponent	Score	RPI S	Opponent	Score	Team's RPI: 101
44	A Oklahoma St.	41 84	64	A Dayton	41 54	112	H Kent St.	75 77				
			73	A Temple	72 85	117	A VCU	79 76				
			90	A Saint Louis	50 53	132	A Cornell	72 62				
						136	A George Washington	60 65				
						147	H Toledo	79 74				
						149	H Massachusetts	77 81				
						159	A Lafayette	73 65				
						189	A Akron	88 63				
						207	H La Salle	82 56				
						215	A Saint Joseph's	58 51				
						215	H Saint Joseph's	53 42				
						226	H George Mason	84 63				
						227	H Kennesaw St.	75 72				
						230	A Manhattan	76 65				
						244	A Iona	76 74				
						251	H Saint Francis (PA)	72 69				
						279	A Pittsburgh	81 62				
						284	H St. Bonaventure	58 39				
						344	H Central Conn. St.	72 33				
LAST 10 Division I												
215	H Saint Joseph's	53 42	215	A Saint Joseph's	58 51							
117	A VCU	79 76	64	A Dayton	41 54							
284	H St. Bonaventure	58 39	207	H La Salle	82 56							
90	A Saint Louis	50 53	136	A George Washington	60 65							
226	H George Mason	84 63	149	H Massachusetts	77 81							

Non-Div I Games:

Duquesne

Average RPI Win: 241	WON-LOST	WINNING	LAST 10	STRENGTH OF	OPP. STRENGTH	TEAM	ADJ.	CONF.	ADJ CONF.
Average RPI Loss: 162	RECORD	PCT. RANK	GAMES	SCHEDULE	OF SCHEDULE	RPI	RPI	RPI	RPI
DIV. I ONLY	7- 16	280	3-7	181	262	268	268	26	26
DIV. I NON-CONF.	4- 10	259	0-1	71	252	214	214	21	21
TOTALS	RPI 1-25	RPI 26-50	W-L RECORDS	RPI 51-100	RPI 101-150	RPI 150+			
7- 16	0- 0	0- 1	OVERALL	1- 2	1- 3	5- 10			
3- 9	0- 0	0- 1	HOME	0- 0	1- 1	2- 7			
4- 7	0- 0	0- 0	AWAY	1- 2	0- 2	3- 3			
0- 0	0- 0	0- 0	NEUTRAL	0- 0	0- 0	0- 0			
4- 10	0- 0	0- 1	NON-CONFERENCE	1- 2	1- 3	2- 4			
2- 5	0- 0	0- 1	HOME	0- 0	1- 1	1- 3			
2- 5	0- 0	0- 0	AWAY	1- 2	0- 2	1- 1			
0- 0	0- 0	0- 0	NEUTRAL	0- 0	0- 0	0- 0			
3- 6	0- 0	0- 0	CONFERENCE	0- 0	0- 0	3- 6			
1- 4	0- 0	0- 0	HOME	0- 0	0- 0	1- 4			
2- 2	0- 0	0- 0	AWAY	0- 0	0- 0	2- 2			
0- 0	0- 0	0- 0	NEUTRAL	0- 0	0- 0	0- 0			

RPI S	Opponent	Score	RPI S	Opponent	Score	RPI S	Opponent	Score	RPI S	Opponent	Score	Team's RPI: 268
48	H Tennessee	68 72	58	A Troy	61 79	118	H Wake Forest	67 60				
			88	A Georgia Tech	48 87	124	H Davidson	60 75				
			98	A Liberty	63 62	132	A Cornell	43 71				
						138	A N.C. A&T	69 80				
						151	A UNC Greensboro	47 63				
						151	H UNC Greensboro	45 65				
						174	A Samford	34 68				
						190	H Cleveland St.	54 62				
						191	H Furman	62 81				
						195	A High Point	62 80				
						218	H Radford	43 67				
						232	H Chattanooga	82 91				
						234	H UNC Asheville	54 72				
						235	H South Alabama	65 60				
						249	A Appalachian St.	67 61				
						265	H Wofford	47 76				
						317	A Mercer	72 66				
						336	A Western Caro.	62 57				
						336	H Western Caro.	76 49				
LAST 10 Division I												
151	H UNC Greensboro	45 65	265	H Wofford	47 76							
336	H Western Caro.	76 49	191	H Furman	62 81							
232	H Chattanooga	82 91	336	A Western Caro.	62 57							
174	A Samford	34 68	151	A UNC Greensboro	47 63							
317	A Mercer	72 66	132	A Cornell	43 71							

Non-Div I Games: Converse 73 35

ETSU

■ Loss,
 ■ Non-Conf,
 ■ S Site,
 ■ Home
 ■ A Away
 N Neutral

East Carolina

Through Games Of Feb. 11, 2020

Average RPI Win:	247	WON-LOST	WINNING	LAST 10	STRENGTH OF	OPP. STRENGTH	TEAM	ADJ.	CONF.	ADJ CONF.
Average RPI Loss:	124	RECORD	PCT. RANK	GAMES	SCHEDULE	OF SCHEDULE	RPI	RPI	RPI	RPI
DIV. I ONLY	5- 18	314	2-8	106	121	274	274	9	9	
DIV. I NON-CONF.	3- 10	282	0	89	185	250	250	9	9	
TOTALS	RPI 1-25	RPI 26-50	W-L RECORDS	RPI 51-100	RPI 101-150	RPI 150+				
5- 18	0- 2	0- 0	OVERALL	0- 6	0- 5	5- 5				
4- 7	0- 1	0- 0	HOME	0- 2	0- 2	4- 2				
1- 9	0- 0	0- 0	AWAY	0- 3	0- 3	1- 3				
0- 2	0- 1	0- 0	NEUTRAL	0- 1	0- 0	0- 0				
3- 10	0- 1	0- 0	NON-CONFERENCE	0- 5	0- 3	3- 1				
2- 4	0- 0	0- 0	HOME	0- 2	0- 1	2- 1				
1- 4	0- 0	0- 0	AWAY	0- 2	0- 2	1- 0				
0- 2	0- 1	0- 0	NEUTRAL	0- 1	0- 0	0- 0				
2- 8	0- 1	0- 0	CONFERENCE	0- 1	0- 2	2- 4				
2- 3	0- 1	0- 0	HOME	0- 0	0- 1	2- 1				
0- 5	0- 0	0- 0	AWAY	0- 1	0- 1	0- 3				
0- 0	0- 0	0- 0	NEUTRAL	0- 0	0- 0	0- 0				

RPI 1-25				RPI 26-50				RPI 51-100				RPI 101+ Team's RPI: 274			
RPI	S	Opponent	Score	RPI	S	Opponent	Score	RPI	S	Opponent	Score	RPI	S	Opponent	Score
6	H	UConn	42 98					52	A	UCF	55 91	117	A	VCU	40 53
16	N	Northwestern	45 64					61	H	Middle Tenn.	66 68	118	A	Wake Forest	53 76
								64	N	Dayton	68 94	127	H	William & Mary	68 78
								76	H	Charlotte	47 59	148	A	Wichita St.	55 57
								82	A	Georgia	50 67	148	H	Wichita St.	53 61
								98	A	Liberty	66 81	158	A	Houston	63 72
												158	H	Houston	53 50
												166	H	Memphis	71 65
												231	A	SMU	45 53
												231	H	SMU	47 55
												246	A	Tulsa	56 58
												255	H	Howard	51 67
												260	A	Longwood	64 61
												319	H	UMES	57 42
												333	H	USC Upstate	69 48
LAST 10 Division I															
231	A	SMU	45 53	246	A	Tulsa	56 58								
158	H	Houston	53 50	158	A	Houston	63 72								
148	A	Wichita St.	55 57	148	H	Wichita St.	53 61								
166	H	Memphis	71 65	231	H	SMU	47 55								
6	H	UConn	42 98	52	A	UCF	55 91								

Non-Div I Games:

East Carolina

Loss, Non-Conf, S Site, H Home A Away N Neutral

Average RPI Win:	261	WON-LOST	WINNING	LAST 10	STRENGTH OF	OPP. STRENGTH	TEAM	ADJ.	CONF.	ADJ CONF.
Average RPI Loss:	166	RECORD	PCT. RANK	GAMES	SCHEDULE	OF SCHEDULE	RPI	RPI	RPI	RPI
DIV. I ONLY	13- 9	112	7-3	335	222	224	224	20	20	
DIV. I NON-CONF.	5- 5	164	0	348	198	303	303	24	24	
TOTALS	RPI 1-25	RPI 26-50	W-L RECORDS	RPI 51-100	RPI 101-150	RPI 150+				
13- 9	0- 0	0- 0	OVERALL	1- 1	0- 3	12- 5				
5- 5	0- 0	0- 0	HOME	1- 0	0- 2	4- 3				
7- 4	0- 0	0- 0	AWAY	0- 1	0- 1	7- 2				
1- 0	0- 0	0- 0	NEUTRAL	0- 0	0- 0	1- 0				
5- 5	0- 0	0- 0	NON-CONFERENCE	0- 0	0- 2	5- 3				
1- 3	0- 0	0- 0	HOME	0- 0	0- 1	1- 2				
3- 2	0- 0	0- 0	AWAY	0- 0	0- 1	3- 1				
1- 0	0- 0	0- 0	NEUTRAL	0- 0	0- 0	1- 0				
8- 4	0- 0	0- 0	CONFERENCE	1- 1	0- 1	7- 2				
4- 2	0- 0	0- 0	HOME	1- 0	0- 1	3- 1				
4- 2	0- 0	0- 0	AWAY	0- 1	0- 0	4- 1				
0- 0	0- 0	0- 0	NEUTRAL	0- 0	0- 0	0- 0				

RPI S	Opponent	Score	RPI S	Opponent	Score	RPI S	Opponent	Score	RPI S	Opponent	Score	Team's RPI: 224
						55	A Belmont	45 69	128	H Southeast Mo. St.	65 77	
						69	H UT Martin	74 70	130	A Wisconsin	55 63	
									137	H Loyola Chicago	51 67	
									163	H Tennessee Tech	62 75	
									171	A Northern Ill.	48 61	
									184	H Valparaiso	66 78	
									192	A Austin Peay	76 47	
									210	N Western Ill.	60 52	
									241	A Murray St.	87 92	
									248	A Morehead St.	57 51	
									248	H Morehead St.	67 62	
									270	A Eastern Ky.	83 63	
									270	H Eastern Ky.	85 38	
									276	A Lipscomb	66 56	
									283	H Indiana St.	57 59	
									297	H Jacksonville St.	55 52	
									302	H Omaha	65 52	
									327	A Evansville	90 44	
									340	A Tennessee St.	73 52	
									341	A UIC	80 45	
LAST 10 Division I												
			248	H Morehead St.	67 62		69	H UT Martin	74 70			
			270	H Eastern Ky.	85 38		163	H Tennessee Tech	62 75			
			192	A Austin Peay	76 47		297	H Jacksonville St.	55 52			
			241	A Murray St.	87 92		248	A Morehead St.	57 51			
			128	H Southeast Mo. St.	65 77		270	A Eastern Ky.	83 63			

Non-Div I Games: Lindenwood (MO) 88 66

Eastern Ill.

Eastern Ky.

Through Games Of Feb. 11, 2020

Average RPI Win:	275	WON-LOST	WINNING	LAST 10	STRENGTH OF	OPP. STRENGTH	TEAM	ADJ.	CONF.	ADJ CONF.
Average RPI Loss:	164	RECORD	PCT. RANK	GAMES	SCHEDULE	OF SCHEDULE	RPI	RPI	RPI	RPI
DIV. I ONLY	8- 14	255	3-7	258	286	270	270	20	20	
DIV. I NON-CONF.	5- 5	164	0	248	173	190	190	24	24	
TOTALS	RPI 1-25	RPI 26-50	W-L RECORDS	RPI 51-100	RPI 101-150	RPI 150+				
8- 14	0- 0	0- 0	OVERALL	0- 4	0- 2	8- 8				
3- 7	0- 0	0- 0	HOME	0- 1	0- 1	3- 5				
5- 7	0- 0	0- 0	AWAY	0- 3	0- 1	5- 3				
0- 0	0- 0	0- 0	NEUTRAL	0- 0	0- 0	0- 0				
5- 5	0- 0	0- 0	NON-CONFERENCE	0- 2	0- 1	5- 2				
2- 2	0- 0	0- 0	HOME	0- 0	0- 0	2- 2				
3- 3	0- 0	0- 0	AWAY	0- 2	0- 1	3- 0				
0- 0	0- 0	0- 0	NEUTRAL	0- 0	0- 0	0- 0				
3- 9	0- 0	0- 0	CONFERENCE	0- 2	0- 1	3- 6				
1- 5	0- 0	0- 0	HOME	0- 1	0- 1	1- 3				
2- 4	0- 0	0- 0	AWAY	0- 1	0- 0	2- 3				
0- 0	0- 0	0- 0	NEUTRAL	0- 0	0- 0	0- 0				

RPI 1-25				RPI 26-50				RPI 51-100				RPI 101+ Team's RPI: 270					
RPI	S	Opponent	Score	RPI	S	Opponent	Score	RPI	S	Opponent	Score	RPI	S	Opponent	Score		
								53	A	IUPUI	42	72	108	A	Vanderbilt	69	75
								55	A	Belmont	48	68	128	H	Southeast Mo. St.	44	60
								69	H	UT Martin	50	65	163	A	Tennessee Tech	82	87
								94	A	Butler	41	73	163	H	Tennessee Tech	42	60
													166	A	Memphis	63	60
													167	H	Miami (OH)	57	75
													202	H	Northern Ky.	69	62
													224	A	Eastern Ill.	38	85
													224	H	Eastern Ill.	63	83
													232	H	Chattanooga	71	65
													247	H	Youngstown St.	63	72
													264	A	Xavier	56	55
													297	A	Jacksonville St.	54	68
													297	H	Jacksonville St.	33	43
													317	A	Mercer	61	60
													338	A	SIUE	68	38
													338	H	SIUE	49	46
													340	A	Tennessee St.	61	55
LAST 10 Division I																	
				338	A	SIUE	68	38		297	A	Jacksonville St.	54		68		
				224	A	Eastern Ill.	38	85		340	A	Tennessee St.	61		55		
				128	H	Southeast Mo. St.	44	60		55	A	Belmont	48		68		
				69	H	UT Martin	50	65		338	H	SIUE	49		46		
				163	A	Tennessee Tech	82	87		224	H	Eastern Ill.	63		83		

Non-Div I Games: Alice Lloyd 102 65

Eastern Ky.

Loss, Non-Conf, S Site, H Home A Away N Neutral

Average RPI Win:	215	WON-LOST	WINNING	LAST 10	STRENGTH OF	OPP. STRENGTH	TEAM	ADJ.	CONF.	ADJ CONF.
Average RPI Loss:	113	RECORD	PCT. RANK	GAMES	SCHEDULE	OF SCHEDULE	RPI	RPI	RPI	RPI
DIV. I ONLY	10- 11	194	5-5	160	134	164	164	10	10	
DIV. I NON-CONF.	4- 6	212	0	254	256	243	243	10	10	
TOTALS	RPI 1-25	RPI 26-50	W-L RECORDS	RPI 51-100	RPI 101-150	RPI 150+				
10- 11	0- 1	0- 1	OVERALL	0- 4	3- 2	7- 3				
5- 4	0- 1	0- 1	HOME	0- 2	1- 0	4- 0				
5- 7	0- 0	0- 0	AWAY	0- 2	2- 2	3- 3				
0- 0	0- 0	0- 0	NEUTRAL	0- 0	0- 0	0- 0				
4- 6	0- 0	0- 1	NON-CONFERENCE	0- 2	1- 1	3- 2				
2- 2	0- 0	0- 1	HOME	0- 1	1- 0	1- 0				
2- 4	0- 0	0- 0	AWAY	0- 1	0- 1	2- 2				
0- 0	0- 0	0- 0	NEUTRAL	0- 0	0- 0	0- 0				
6- 5	0- 1	0- 0	CONFERENCE	0- 2	2- 1	4- 1				
3- 2	0- 1	0- 0	HOME	0- 1	0- 0	3- 0				
3- 3	0- 0	0- 0	AWAY	0- 1	2- 1	1- 1				
0- 0	0- 0	0- 0	NEUTRAL	0- 0	0- 0	0- 0				

RPI 1-25				RPI 26-50				RPI 51-100				RPI 101+ Team's RPI: 164			
RPI	S	Opponent	Score	RPI	S	Opponent	Score	RPI	S	Opponent	Score	RPI	S	Opponent	Score
18	H	Central Mich.	82 89	34	H	Michigan	38 57	51	H	Ohio	65 75	109	A	Buffalo	63 66
								72	A	Ball St.	54 59	112	A	Kent St.	74 69
								85	H	Southern Ill.	54 85	128	H	Southeast Mo. St.	69 64
								96	A	Michigan St.	50 85	147	A	Toledo	77 62
												148	A	Wichita St.	52 63
												167	H	Miami (OH)	80 53
												171	H	Northern Ill.	62 55
												176	A	Western Mich.	83 79
												189	A	Akron	81 88
												193	A	Binghamton	67 78
												247	A	Youngstown St.	77 79
												250	H	Bowling Green	78 61
												330	A	Detroit Mercy	84 70
												331	H	Purdue Fort Wayne	64 40
												341	A	UIC	68 59
LAST 10 Division I															
176	A	Western Mich.	83 79	18	H	Central Mich.	82 89	109	A	Buffalo	63 66				
51	H	Ohio	65 75					167	H	Miami (OH)	80 53				
189	A	Akron	81 88					72	A	Ball St.	54 59				
147	A	Toledo	77 62					112	A	Kent St.	74 69				
171	H	Northern Ill.	62 55												

Non-Div I Games: Olivet 95 38

Eastern Mich.

■ Loss,
 ■ Non-Conf,
 ■ S Site,
 ■ H Home
 ■ A Away
 N Neutral

Average RPI Win:	318	WON-LOST	WINNING	LAST 10	STRENGTH OF	OPP. STRENGTH	TEAM	ADJ.	CONF.	ADJ CONF.
Average RPI Loss:	146	RECORD	PCT. RANK	GAMES	SCHEDULE	OF SCHEDULE	RPI	RPI	RPI	RPI
DIV. I ONLY	1- 19	346	0-10	76	204	307	307	18	18	
DIV. I NON-CONF.	0- 8	338	0	6	145	233	233	17	17	
TOTALS	RPI 1-25	RPI 26-50	W-L RECORDS	RPI 51-100	RPI 101-150	RPI 150+				
1- 19	0- 2	0- 1	OVERALL	0- 3	0- 2	1- 11				
1- 7	0- 0	0- 0	HOME	0- 1	0- 1	1- 5				
0- 11	0- 2	0- 0	AWAY	0- 2	0- 1	0- 6				
0- 1	0- 0	0- 1	NEUTRAL	0- 0	0- 0	0- 0				
0- 8	0- 2	0- 1	NON-CONFERENCE	0- 1	0- 1	0- 3				
0- 2	0- 0	0- 0	HOME	0- 0	0- 1	0- 1				
0- 5	0- 2	0- 0	AWAY	0- 1	0- 0	0- 2				
0- 1	0- 0	0- 1	NEUTRAL	0- 0	0- 0	0- 0				
1- 11	0- 0	0- 0	CONFERENCE	0- 2	0- 1	1- 8				
1- 5	0- 0	0- 0	HOME	0- 1	0- 0	1- 4				
0- 6	0- 0	0- 0	AWAY	0- 1	0- 1	0- 4				
0- 0	0- 0	0- 0	NEUTRAL	0- 0	0- 0	0- 0				

RPI 1-25				RPI 26-50				RPI 51-100				RPI 101+ Team's RPI: 307			
RPI	S	Opponent	Score	RPI	S	Opponent	Score	RPI	S	Opponent	Score	RPI	S	Opponent	Score
10	A	Stanford	27 92	42	N	Bradley	46 66	91	A	Montana St.	47 79	122	A	Idaho	60 69
11	A	Gonzaga	44 84					91	H	Montana St.	85 89	126	H	Boise St.	61 63
								92	A	Utah	49 87	153	A	San Jose St.	66 84
												168	A	Southern Utah	50 71
												175	A	Montana	54 92
												175	H	Montana	56 77
												185	H	Northern Ariz.	62 70
												186	H	Pepperdine	52 53
												199	H	Idaho St.	47 67
												206	A	Portland St.	58 75
												213	A	Northern Colo.	42 63
												222	A	UMKC	55 66
												309	H	Sacramento St.	67 74
												318	H	Weber St.	63 53
LAST 10 Division I															
				91	A	Montana St.	47 79	168	A	Southern Utah	50 71				
				175	H	Montana	56 77	91	H	Montana St.	85 89				
				185	H	Northern Ariz.	62 70	122	A	Idaho	60 69				
				309	H	Sacramento St.	67 74	175	A	Montana	54 92				
				213	A	Northern Colo.	42 63	206	A	Portland St.	58 75				

Non-Div I Games: Northwest Chrst. 81 62

Eastern Wash.

■ Loss,
 ■ Non-Conf, S Site,
 ■ Home
 ■ Away
 N Neutral

Average RPI Win:	250	WON-LOST	WINNING	LAST 10	STRENGTH OF	OPP. STRENGTH	TEAM	ADJ.	CONF.	ADJ CONF.
Average RPI Loss:	89	RECORD	PCT. RANK	GAMES	SCHEDULE	OF SCHEDULE	RPI	RPI	RPI	RPI
DIV. I ONLY	10- 11	194	5-5	89	189	134	134	14	14	
DIV. I NON-CONF.	4- 6	212	0	30	232	110	110	13	13	
TOTALS	RPI 1-25	RPI 26-50	W-L RECORDS	RPI 51-100	RPI 101-150	RPI 150+				
10- 11	0- 1	0- 1	OVERALL	0- 5	0- 3	10- 1				
4- 4	0- 0	0- 0	HOME	0- 1	0- 2	4- 1				
6- 5	0- 1	0- 1	AWAY	0- 2	0- 1	6- 0				
0- 2	0- 0	0- 0	NEUTRAL	0- 2	0- 0	0- 0				
4- 6	0- 1	0- 0	NON-CONFERENCE	0- 4	0- 1	4- 0				
2- 1	0- 0	0- 0	HOME	0- 0	0- 1	2- 0				
2- 3	0- 1	0- 0	AWAY	0- 2	0- 0	2- 0				
0- 2	0- 0	0- 0	NEUTRAL	0- 2	0- 0	0- 0				
6- 5	0- 0	0- 1	CONFERENCE	0- 1	0- 2	6- 1				
2- 3	0- 0	0- 0	HOME	0- 1	0- 1	2- 1				
4- 2	0- 0	0- 1	AWAY	0- 0	0- 1	4- 0				
0- 0	0- 0	0- 0	NEUTRAL	0- 0	0- 0	0- 0				

RPI S	Opponent	Score	RPI S	Opponent	Score	RPI S	Opponent	Score	RPI S	Opponent	Score	Team's RPI: 134
13	A NC State	49 62	43	A James Madison	48 61	53	N IUPUI	53 59	118	H Wake Forest	57 69	
						54	H Drexel	53 55	127	H William & Mary	77 84	
						60	A Marist	55 63	146	A Northeastern	65 68	
						81	A North Carolina	46 76	177	A UNLV	50 44	
						99	N Coastal Caro.	65 76	183	A Towson	74 61	
									187	H Delaware	56 65	
									191	A Furman	87 76	
									249	H Appalachian St.	67 66	
									259	A Col. of Charleston	85 57	
									259	H Col. of Charleston	90 48	
									263	A UNCW	60 57	
									263	H UNCW	77 53	
									316	A Hofstra	69 56	
									336	H Western Caro.	68 24	
LAST 10 Division I												
259	A Col. of Charleston	85 57	316	A Hofstra	69 56							
263	A UNCW	60 57	146	A Northeastern	65 68							
127	H William & Mary	77 84	263	H UNCW	77 53							
187	H Delaware	56 65	259	H Col. of Charleston	90 48							
54	H Drexel	53 55	43	A James Madison	48 61							

Non-Div I Games: Newberry 73 53

Elon

Evansville

Through Games Of Feb. 11, 2020

Average RPI Win:	298	WON-LOST	WINNING	LAST 10	STRENGTH OF	OPP. STRENGTH	TEAM	ADJ.	CONF.	ADJ CONF.
Average RPI Loss:	158	RECORD	PCT. RANK	GAMES	SCHEDULE	OF SCHEDULE	RPI	RPI	RPI	RPI
DIV. I ONLY	2- 19	341	0-10	188	197	327	327	7	7	
DIV. I NON-CONF.	2- 8	295	0	338	343	346	346	7	7	
TOTALS	RPI 1-25	RPI 26-50	W-L RECORDS	RPI 51-100	RPI 101-150	RPI 150+				
2- 19	0- 1	0- 3	OVERALL	0- 2	0- 3	2- 10				
2- 6	0- 1	0- 0	HOME	0- 1	0- 1	2- 3				
0- 13	0- 0	0- 3	AWAY	0- 1	0- 2	0- 7				
0- 0	0- 0	0- 0	NEUTRAL	0- 0	0- 0	0- 0				
2- 8	0- 0	0- 0	NON-CONFERENCE	0- 0	0- 1	2- 7				
2- 2	0- 0	0- 0	HOME	0- 0	0- 0	2- 2				
0- 6	0- 0	0- 0	AWAY	0- 0	0- 1	0- 5				
0- 0	0- 0	0- 0	NEUTRAL	0- 0	0- 0	0- 0				
0- 11	0- 1	0- 3	CONFERENCE	0- 2	0- 2	0- 3				
0- 4	0- 1	0- 0	HOME	0- 1	0- 1	0- 1				
0- 7	0- 0	0- 3	AWAY	0- 1	0- 1	0- 2				
0- 0	0- 0	0- 0	NEUTRAL	0- 0	0- 0	0- 0				

RPI 1-25				RPI 26-50				RPI 51-100				RPI 101+ Team's RPI: 327			
RPI	S	Opponent	Score	RPI	S	Opponent	Score	RPI	S	Opponent	Score	RPI	S	Opponent	Score
4	H	Missouri St.	55 81	29	A	Drake	44 108	79	A	Illinois St.	58 81	128	A	Southeast Mo. St.	60 83
				42	A	Bradley	51 82	85	H	Southern Ill.	57 70	137	A	Loyola Chicago	47 77
				46	A	UNI	60 76					137	H	Loyola Chicago	61 71
												167	A	Miami (OH)	64 72
												172	A	Illinois	44 59
												184	A	Valparaiso	54 72
												184	H	Valparaiso	66 88
												192	A	Austin Peay	64 80
												224	H	Eastern Ill.	44 90
												241	H	Murray St.	59 61
												245	H	Marshall	66 62
												283	A	Indiana St.	58 68
												331	A	Purdue Fort Wayne	64 67
												338	A	SIUE	74 85
												350	H	Chicago St.	76 42
LAST 10 Division I															
				137	A	Loyola Chicago	47 77					29	A	Drake	44 108
				184	A	Valparaiso	54 72					46	A	UNI	60 76
				283	A	Indiana St.	58 68					184	H	Valparaiso	66 88
				4	H	Missouri St.	55 81					137	H	Loyola Chicago	61 71
				85	H	Southern Ill.	57 70					79	A	Illinois St.	58 81

Non-Div I Games: Brescia 77 61

Evansville

Loss, Non-Conf, S Site, H Home A Away N Neutral

Average RPI Win:	165	WON-LOST	WINNING	LAST 10	STRENGTH OF	OPP. STRENGTH	TEAM	ADJ.	CONF.	ADJ CONF.
Average RPI Loss:	22	RECORD	PCT. RANK	GAMES	SCHEDULE	OF SCHEDULE	RPI	RPI	RPI	RPI
DIV. I ONLY	21- 2	8	10-0	128	92	25	25	16	16	
DIV. I NON-CONF.	10- 2	29	0	81	22	23	23	15	15	
TOTALS	RPI 1-25	RPI 26-50	W-L RECORDS	RPI 51-100	RPI 101-150	RPI 150+				
21- 2	0- 2	1- 0	OVERALL	6- 0	3- 0	11- 0				
9- 1	0- 1	1- 0	HOME	2- 0	1- 0	5- 0				
8- 1	0- 1	0- 0	AWAY	2- 0	1- 0	5- 0				
4- 0	0- 0	0- 0	NEUTRAL	2- 0	1- 0	1- 0				
10- 2	0- 2	1- 0	NON-CONFERENCE	4- 0	1- 0	4- 0				
3- 1	0- 1	1- 0	HOME	1- 0	0- 0	1- 0				
3- 1	0- 1	0- 0	AWAY	1- 0	0- 0	2- 0				
4- 0	0- 0	0- 0	NEUTRAL	2- 0	1- 0	1- 0				
11- 0	0- 0	0- 0	CONFERENCE	2- 0	2- 0	7- 0				
6- 0	0- 0	0- 0	HOME	1- 0	1- 0	4- 0				
5- 0	0- 0	0- 0	AWAY	1- 0	1- 0	3- 0				
0- 0	0- 0	0- 0	NEUTRAL	0- 0	0- 0	0- 0				

RPI 1-25				RPI 26-50				RPI 51-100				RPI 101+			
RPI	S	Opponent	Score	RPI	S	Opponent	Score	RPI	S	Opponent	Score	RPI	S	Opponent	Score
20	A	Princeton	53 67	37	H	Duke	78 56	52	H	UCF	72 50	104	N	Notre Dame	69 60
24	H	LSU	63 74					63	N	South Dakota St.	71 70	113	A	North Florida	72 50
								67	N	South Fla.	81 77	113	H	North Florida	76 65
								73	A	Temple	93 67	154	A	North Ala.	74 63
								98	A	Liberty	74 65	158	A	Houston	57 45
								98	H	Liberty	64 57	194	A	Jacksonville	81 68
												209	A	Stetson	89 47
												209	H	Stetson	67 54
												227	H	Kennesaw St.	80 63
												251	N	Saint Francis (PA)	97 64
												276	H	Lipscomb	82 56
												286	A	FIU	100 54
												329	H	NJIT	82 39
												344	H	Central Conn. St.	94 60
LAST 10 Division I															
209	H	Stetson	67 54	227	H	Kennesaw St.	80 63								
113	H	North Florida	76 65	154	A	North Ala.	74 63								
194	A	Jacksonville	81 68	113	A	North Florida	72 50								
98	A	Liberty	74 65	209	A	Stetson	89 47								
329	H	NJIT	82 39	98	H	Liberty	64 57								

Non-Div I Games: Webber Int'l 99 48 Fla. Memorial 91 47 Johnson & Wales (FL89 56

FGCU

Loss, Non-Conf, S Site, H Home A Away N Neutral

Average RPI Win:	298	WON-LOST	WINNING	LAST 10	STRENGTH OF	OPP. STRENGTH	TEAM	ADJ.	CONF.	ADJ CONF.
Average RPI Loss:	143	RECORD	PCT. RANK	GAMES	SCHEDULE	OF SCHEDULE	RPI	RPI	RPI	RPI
DIV. I ONLY	5- 17	310	2-8	140	225	286	286	13	13	
DIV. I NON-CONF.	3- 8	268	0	244	337	313	313	14	14	
TOTALS	RPI 1-25	RPI 26-50	W-L RECORDS	RPI 51-100	RPI 101-150	RPI 150+				
5- 17	0- 1	0- 2	OVERALL	0- 3	0- 3	5- 8				
2- 11	0- 1	0- 1	HOME	0- 2	0- 2	2- 5				
3- 6	0- 0	0- 1	AWAY	0- 1	0- 1	3- 3				
0- 0	0- 0	0- 0	NEUTRAL	0- 0	0- 0	0- 0				
3- 8	0- 1	0- 0	NON-CONFERENCE	0- 0	0- 2	3- 5				
1- 7	0- 1	0- 0	HOME	0- 0	0- 2	1- 4				
2- 1	0- 0	0- 0	AWAY	0- 0	0- 0	2- 1				
0- 0	0- 0	0- 0	NEUTRAL	0- 0	0- 0	0- 0				
2- 9	0- 0	0- 2	CONFERENCE	0- 3	0- 1	2- 3				
1- 4	0- 0	0- 1	HOME	0- 2	0- 0	1- 1				
1- 5	0- 0	0- 1	AWAY	0- 1	0- 1	1- 2				
0- 0	0- 0	0- 0	NEUTRAL	0- 0	0- 0	0- 0				

RPI	S	Opponent	Score	RPI	S	Opponent	Score	RPI	S	Opponent	Score	RPI	S	Opponent	Score	Team's RPI: 286
25	H	FGCU	54 100	30	A	Western Ky.	51 71	61	A	Middle Tenn.	56 72	113	H	North Florida	49 64	
				32	H	Old Dominion	39 66	76	H	Charlotte	50 64	114	H	Bethune-Cookman	60 65	
								86	H	Rice	47 68	115	A	UAB	58 71	
												180	H	Fla. Atlantic	61 64	
												192	H	Austin Peay	56 58	
												194	A	Jacksonville	52 77	
												202	H	Northern Ky.	45 67	
												211	H	Brown	57 72	
												217	A	UTEP	34 64	
												245	A	Marshall	68 65	
												262	H	North Texas	58 56	
												282	H	Oakland	49 58	
												298	A	UTSA	45 60	
												315	A	Georgia St.	70 63	
												320	A	N.C. Central	59 58	
												346	H	Grambling	56 55	
LAST 10 Division I																
180	H	Fla. Atlantic	61 64	61	A	Middle Tenn.	56 72									
30	A	Western Ky.	51 71	115	A	UAB	58 71									
245	A	Marshall	68 65	86	H	Rice	47 68									
76	H	Charlotte	50 64	262	H	North Texas	58 56									
32	H	Old Dominion	39 66	298	A	UTSA	45 60									

Non-Div I Games:

FIU

Fairfield

Through Games Of Feb. 11, 2020

Average RPI Win:	270	WON-LOST	WINNING	LAST 10	STRENGTH OF	OPP. STRENGTH	TEAM	ADJ.	CONF.	ADJ CONF.
Average RPI Loss:	158	RECORD	PCT. RANK	GAMES	SCHEDULE	OF SCHEDULE	RPI	RPI	RPI	RPI
DIV. I ONLY	11- 9	142	7-3	336	198	228	228	24	24	
DIV. I NON-CONF.	3- 6	235	0	326	85	308	308	25	25	
TOTALS	RPI 1-25	RPI 26-50	W-L RECORDS	RPI 51-100	RPI 101-150	RPI 150+				
11- 9	0- 0	0- 0	OVERALL	1- 3	0- 1	10- 5				
7- 2	0- 0	0- 0	HOME	1- 0	0- 0	6- 2				
4- 7	0- 0	0- 0	AWAY	0- 3	0- 1	4- 3				
0- 0	0- 0	0- 0	NEUTRAL	0- 0	0- 0	0- 0				
3- 6	0- 0	0- 0	NON-CONFERENCE	0- 3	0- 0	3- 3				
2- 2	0- 0	0- 0	HOME	0- 0	0- 0	2- 2				
1- 4	0- 0	0- 0	AWAY	0- 3	0- 0	1- 1				
0- 0	0- 0	0- 0	NEUTRAL	0- 0	0- 0	0- 0				
8- 3	0- 0	0- 0	CONFERENCE	1- 0	0- 1	7- 2				
5- 0	0- 0	0- 0	HOME	1- 0	0- 0	4- 0				
3- 3	0- 0	0- 0	AWAY	0- 0	0- 1	3- 2				
0- 0	0- 0	0- 0	NEUTRAL	0- 0	0- 0	0- 0				

RPI S	Opponent	Score	RPI S	Opponent	Score	RPI S	Opponent	Score	RPI S	Opponent	Score	Team's RPI: 228
						60	H Marist	52 48	107	A Rider	52 60	
						61	A St. John's (NY)	69 71	179	A Quinnipiac	62 76	
						68	A Seton Hall	44 74	188	A Rhode Island	41 74	
						73	A Temple	59 77	198	H Dartmouth	51 52	
									211	H Brown	44 58	
									230	H Manhattan	87 47	
									244	A Iona	52 40	
									269	A Niagara	77 65	
									273	H Monmouth	49 38	
									275	A Siena	65 35	
									296	H Navy	66 52	
									316	H Hofstra	73 64	
									326	H Saint Peter's	67 48	
									337	A LIU Brooklyn	53 51	
									339	A Canisius	63 70	
									339	H Canisius	72 70	
LAST 10 Division I												
			339	A Canisius	63 70	230	H Manhattan	87 47				
			269	A Niagara	77 65	244	A Iona	52 40				
			60	H Marist	52 48	339	H Canisius	72 70				
			107	A Rider	52 60	326	H Saint Peter's	67 48				
			179	A Quinnipiac	62 76	273	H Monmouth	49 38				

Non-Div I Games:

Fairfield

■ Loss,
 ■ Non-Conf,
 ■ S Site,
 ■ H Home
 ■ A Away
 N Neutral

Average RPI Win: 302		WON-LOST	WINNING	LAST 10	STRENGTH OF	OPP. STRENGTH	TEAM	ADJ.	CONF.	ADJ CONF.
Average RPI Loss: 246		RECORD	PCT. RANK	GAMES	SCHEDULE	OF SCHEDULE	RPI	RPI	RPI	RPI
DIV. I ONLY		8- 14	255	4-6	348	340	325	325	30	30
DIV. I NON-CONF.		3- 8	268	0	339	335	331	331	30	30
TOTALS		RPI 1-25	RPI 26-50	W-L RECORDS	RPI 51-100	RPI 101-150	RPI 150+			
8- 14	0- 0		0- 0	OVERALL	0- 0	0- 0	8- 14			
4- 7	0- 0		0- 0	HOME	0- 0	0- 0	4- 7			
4- 7	0- 0		0- 0	AWAY	0- 0	0- 0	4- 7			
0- 0	0- 0		0- 0	NEUTRAL	0- 0	0- 0	0- 0			
3- 8	0- 0		0- 0	NON-CONFERENCE	0- 0	0- 0	3- 8			
1- 4	0- 0		0- 0	HOME	0- 0	0- 0	1- 4			
2- 4	0- 0		0- 0	AWAY	0- 0	0- 0	2- 4			
0- 0	0- 0		0- 0	NEUTRAL	0- 0	0- 0	0- 0			
5- 6	0- 0		0- 0	CONFERENCE	0- 0	0- 0	5- 6			
3- 3	0- 0		0- 0	HOME	0- 0	0- 0	3- 3			
2- 3	0- 0		0- 0	AWAY	0- 0	0- 0	2- 3			
0- 0	0- 0		0- 0	NEUTRAL	0- 0	0- 0	0- 0			

[illegible]

Non-Div I Games:

Fairleigh Dickinson

Loss, Non-Conf, S Site, H Home A Away N Neutral

Average RPI Win:	231	WON-LOST	WINNING	LAST 10	STRENGTH OF	OPP. STRENGTH	TEAM	ADJ.	CONF.	ADJ CONF.
Average RPI Loss:	111	RECORD	PCT. RANK	GAMES	SCHEDULE	OF SCHEDULE	RPI	RPI	RPI	RPI
DIV. I ONLY	10- 12	208	3-7	135	140	180	180	13	13	
DIV. I NON-CONF.	6- 5	151	0	197	184	181	181	14	14	
TOTALS	RPI 1-25	RPI 26-50	W-L RECORDS	RPI 51-100	RPI 101-150	RPI 150+				
10- 12	0- 1	0- 2	OVERALL	1- 3	0- 3	9- 3				
6- 5	0- 0	0- 1	HOME	1- 2	0- 1	5- 1				
4- 7	0- 1	0- 1	AWAY	0- 1	0- 2	4- 2				
0- 0	0- 0	0- 0	NEUTRAL	0- 0	0- 0	0- 0				
6- 5	0- 1	0- 0	NON-CONFERENCE	0- 1	0- 2	6- 1				
4- 3	0- 0	0- 0	HOME	0- 1	0- 1	4- 1				
2- 2	0- 1	0- 0	AWAY	0- 0	0- 1	2- 0				
0- 0	0- 0	0- 0	NEUTRAL	0- 0	0- 0	0- 0				
4- 7	0- 0	0- 2	CONFERENCE	1- 2	0- 1	3- 2				
2- 2	0- 0	0- 1	HOME	1- 1	0- 0	1- 0				
2- 5	0- 0	0- 1	AWAY	0- 1	0- 1	2- 2				
0- 0	0- 0	0- 0	NEUTRAL	0- 0	0- 0	0- 0				

RPI 1-25				RPI 26-50				RPI 51-100				RPI 101+				Team's RPI: 180	
RPI	S	Opponent	Score	RPI	S	Opponent	Score	RPI	S	Opponent	Score	RPI	S	Opponent	Score		
7	A	Iowa	53 85	30	A	Western Ky.	59 68	61	A	Middle Tenn.	66 81	115	A	UAB	73 92		
				32	H	Old Dominion	63 75	76	H	Charlotte	65 44	119	H	Kansas	60 90		
								86	H	Rice	69 78	131	A	Richmond	55 57		
								100	H	Harvard	51 65	161	A	Hampton	64 63		
												176	A	Western Mich.	80 79		
												182	H	Little Rock	79 72		
												191	H	Furman	63 69		
												217	A	UTEP	65 96		
												245	A	Marshall	75 85		
												252	H	Loyola Maryland	72 61		
												262	H	North Texas	84 78		
												275	H	Siena	83 39		
												286	A	FIU	64 61		
												298	A	UTSA	80 53		
												344	H	Central Conn. St.	72 54		
LAST 10 Division I																	
286	A	FIU	64 61	115	A	UAB	73 92										
245	A	Marshall	75 85	61	A	Middle Tenn.	66 81										
30	A	Western Ky.	59 68	262	H	North Texas	84 78										
32	H	Old Dominion	63 75	86	H	Rice	69 78										
76	H	Charlotte	65 44	217	A	UTEP	65 96										

Non-Div I Games:

Fla. Atlantic

Average RPI Win: 224		WON-LOST	WINNING	LAST 10	STRENGTH OF	OPP. STRENGTH	TEAM	ADJ.	CONF.	ADJ CONF.
Average RPI Loss: 47		RECORD	PCT. RANK	GAMES	SCHEDULE	OF SCHEDULE	RPI	RPI	RPI	RPI
DIV. I ONLY		12- 11	165	3-7	105	67	133	133	4	4
DIV. I NON-CONF.		9- 4	84	0	319	168	202	202	5	5
TOTALS		RPI 1-25	RPI 26-50		W-L RECORDS		RPI 51-100	RPI 101-150	RPI 150+	
12- 11	0- 5	1- 3		OVERALL		0- 1	3- 2	8- 0		
7- 6	0- 3	0- 2		HOME		0- 1	2- 0	5- 0		
4- 4	0- 2	1- 1		AWAY		0- 0	1- 1	2- 0		
1- 1	0- 0	0- 0		NEUTRAL		0- 0	0- 1	1- 0		
9- 4	0- 2	0- 0		NON-CONFERENCE		0- 0	1- 2	8- 0		
6- 2	0- 2	0- 0		HOME		0- 0	1- 0	5- 0		
2- 1	0- 0	0- 0		AWAY		0- 0	0- 1	2- 0		
1- 1	0- 0	0- 0		NEUTRAL		0- 0	0- 1	1- 0		
3- 7	0- 3	1- 3		CONFERENCE		0- 1	2- 0	0- 0		
1- 4	0- 1	0- 2		HOME		0- 1	1- 0	0- 0		
2- 3	0- 2	1- 1		AWAY		0- 0	1- 0	0- 0		
0- 0	0- 0	0- 0		NEUTRAL		0- 0	0- 0	0- 0		

RPI S	Opponent	Score	RPI S	Opponent	Score	RPI S	Opponent	Score	RPI S	Opponent	Score	Team's RPI: 133
9	A Mississippi St.	47 93	27	A Kentucky	70 62	82	H Georgia	43 49	108	H Vanderbilt	68 60	
15	H Indiana	49 73	27	H Kentucky	45 65				118	N Wake Forest	68 73	
17	A Texas A&M	42 69	38	A Arkansas	57 79				119	A Kansas	66 76	
23	H Florida St.	55 66	48	H Tennessee	50 78				124	H Davidson	55 50	
24	H LSU	68 77							125	A Auburn	83 63	
									174	H Samford	84 48	
									260	H Longwood	71 54	
									264	N Xavier	67 64	
									287	A Prairie View	51 44	
									305	H Presbyterian	60 46	
									317	H Mercer	71 50	
									345	H Florida A&M	84 40	
									346	A Grambling	72 65	
LAST 10 Division I												
82	H Georgia	43 49	48	H Tennessee	50 78							
27	A Kentucky	70 62	27	H Kentucky	45 65							
24	H LSU	68 77	125	A Auburn	83 63							
38	A Arkansas	57 79	108	H Vanderbilt	68 60							
17	A Texas A&M	42 69	9	A Mississippi St.	47 93							

Non-Div I Games:

Florida

Average RPI Win:	345	WON-LOST	WINNING	LAST 10	STRENGTH OF	OPP. STRENGTH	TEAM	ADJ.	CONF.	ADJ CONF.
Average RPI Loss:	225	RECORD	PCT. RANK	GAMES	SCHEDULE	OF SCHEDULE	RPI	RPI	RPI	RPI
DIV. I ONLY	2- 18	340	2-8	299	351	345	345	29	29	
DIV. I NON-CONF.	0- 9	338	0	287	350	349	349	29	29	
TOTALS	RPI 1-25	RPI 26-50	W-L RECORDS	RPI 51-100	RPI 101-150	RPI 150+				
2- 18	0- 1	0- 0	OVERALL	0- 0	0- 4	2- 13				
1- 7	0- 0	0- 0	HOME	0- 0	0- 2	1- 5				
1- 11	0- 1	0- 0	AWAY	0- 0	0- 2	1- 8				
0- 0	0- 0	0- 0	NEUTRAL	0- 0	0- 0	0- 0				
0- 9	0- 1	0- 0	NON-CONFERENCE	0- 0	0- 1	0- 7				
0- 2	0- 0	0- 0	HOME	0- 0	0- 0	0- 2				
0- 7	0- 1	0- 0	AWAY	0- 0	0- 1	0- 5				
0- 0	0- 0	0- 0	NEUTRAL	0- 0	0- 0	0- 0				
2- 9	0- 0	0- 0	CONFERENCE	0- 0	0- 3	2- 6				
1- 5	0- 0	0- 0	HOME	0- 0	0- 2	1- 3				
1- 4	0- 0	0- 0	AWAY	0- 0	0- 1	1- 3				
0- 0	0- 0	0- 0	NEUTRAL	0- 0	0- 0	0- 0				

RPI 1-25				RPI 26-50				RPI 51-100				RPI 101+ Team's RPI: 345			
RPI	S	Opponent	Score	RPI	S	Opponent	Score	RPI	S	Opponent	Score	RPI	S	Opponent	Score
24	A	LSU	45 73									114	H	Bethune-Cookman	57 78
												133	A	Florida	40 84
												138	A	N.C. A&T	44 71
												138	H	N.C. A&T	49 66
												157	A	Texas Tech	60 98
												173	A	Norfolk St.	51 59
												194	H	Jacksonville	54 88
												253	H	Morgan St.	47 59
												255	A	Howard	58 72
												255	H	Howard	56 82
												271	H	Alabama A&M	53 77
												297	A	Jacksonville St.	67 72
												320	A	N.C. Central	57 66
												320	H	N.C. Central	70 71
												328	A	Alcorn	42 58
												333	A	USC Upstate	61 74
												342	H	Coppin St.	58 48
												348	A	South Carolina St.	44 39
												351	A	Mississippi Val.	70 71
LAST 10 Division I															
138	H	N.C. A&T	49 66	320	H	N.C. Central	70 71								
255	H	Howard	56 82	348	A	South Carolina St.	44 39								
114	H	Bethune-Cookman	57 78	342	H	Coppin St.	58 48								
173	A	Norfolk St.	51 59	253	H	Morgan St.	47 59								
255	A	Howard	58 72	138	A	N.C. A&T	44 71								

Non-Div I Games: Johnson (FL) 102 40 Trinity Baptist 103 54

Florida A&M

■ Loss,
 ■ Non-Conf, S Site,
 ■ Home
 ■ Away
 N Neutral

Average RPI Win:	122	WON-LOST	WINNING	LAST 10	STRENGTH OF	OPP. STRENGTH	TEAM	ADJ.	CONF.	ADJ CONF.
Average RPI Loss:	67	RECORD	PCT. RANK	GAMES	SCHEDULE	OF SCHEDULE	RPI	RPI	RPI	RPI
DIV. I ONLY	20- 4	21	7-3	72	22	23	23	5	5	
DIV. I NON-CONF.	11- 0	1	0	135	39	11	11	3	3	
TOTALS	RPI 1-25	RPI 26-50	W-L RECORDS	RPI 51-100	RPI 101-150	RPI 150+				
20- 4	3- 1	3- 0	OVERALL	5- 3	3- 0	6- 0				
10- 2	0- 0	2- 0	HOME	4- 2	1- 0	3- 0				
8- 2	2- 1	0- 0	AWAY	1- 1	2- 0	3- 0				
2- 0	1- 0	1- 0	NEUTRAL	0- 0	0- 0	0- 0				
11- 0	2- 0	1- 0	NON-CONFERENCE	2- 0	2- 0	4- 0				
6- 0	0- 0	0- 0	HOME	2- 0	1- 0	3- 0				
3- 0	1- 0	0- 0	AWAY	0- 0	1- 0	1- 0				
2- 0	1- 0	1- 0	NEUTRAL	0- 0	0- 0	0- 0				
9- 4	1- 1	2- 0	CONFERENCE	3- 3	1- 0	2- 0				
4- 2	0- 0	2- 0	HOME	2- 2	0- 0	0- 0				
5- 2	1- 1	0- 0	AWAY	1- 1	1- 0	2- 0				
0- 0	0- 0	0- 0	NEUTRAL	0- 0	0- 0	0- 0				

RPI	S	Opponent	Score	RPI	S	Opponent	Score	RPI	S	Opponent	Score	RPI	S	Opponent	Score
12	A	Louisville	67 59	33	H	Virginia Tech	86 62	61	H	St. John's (NY)	74 70	113	H	North Florida	70 41
13	A	NC State	51 68	34	N	Michigan	79 69	74	A	Miami (FL)	73 62	118	A	Wake Forest	70 65
17	N	Texas A&M	80 58	50	H	Virginia	63 55	74	H	Miami (FL)	79 61	133	A	Florida	66 55
24	A	LSU	70 62					77	H	Boston College	56 65	174	H	Samford	88 59
								81	H	North Carolina	78 64	194	H	Jacksonville	75 41
								88	H	Georgia Tech	52 67	197	A	Clemson	81 64
								89	A	Syracuse	89 90	279	A	Pittsburgh	66 41
								96	H	Michigan St.	78 68	341	A	UIC	86 42
												343	H	Charleston So.	88 36
LAST 10 Division I															
50	H	Virginia	63 55	118	A	Wake Forest	70 65								
12	A	Louisville	67 59	13	A	NC State	51 68								
279	A	Pittsburgh	66 41	81	H	North Carolina	78 64								
77	H	Boston College	56 65	88	H	Georgia Tech	52 67								
74	H	Miami (FL)	79 61	74	A	Miami (FL)	73 62								

Non-Div I Games:

Florida St.

■ Loss,
 ■ Non-Conf,
 ■ S Site,
 ■ H Home
 ■ A Away
 N Neutral

Average RPI Win: 178	WON-LOST	WINNING	LAST 10	STRENGTH OF	OPP. STRENGTH	TEAM	ADJ.	CONF.	ADJ CONF.
Average RPI Loss: 113	RECORD	PCT. RANK	GAMES	SCHEDULE	OF SCHEDULE	RPI	RPI	RPI	RPI
DIV. I ONLY	15- 8	84	7-3	152	105	97	97	12	12
DIV. I NON-CONF.	8- 5	117	0	188	93	131	131	12	12
TOTALS	RPI 1-25	RPI 26-50	W-L RECORDS	RPI 51-100	RPI 101-150	RPI 150+			
15- 8	0- 0	0- 1	OVERALL	2- 2	4- 3	9- 2			
10- 2	0- 0	0- 0	HOME	1- 1	2- 1	7- 0			
4- 5	0- 0	0- 0	AWAY	1- 1	1- 2	2- 2			
1- 1	0- 0	0- 1	NEUTRAL	0- 0	1- 0	0- 0			
8- 5	0- 0	0- 1	NON-CONFERENCE	1- 1	2- 1	5- 2			
5- 2	0- 0	0- 0	HOME	0- 1	1- 1	4- 0			
2- 2	0- 0	0- 0	AWAY	1- 0	0- 0	1- 2			
1- 1	0- 0	0- 1	NEUTRAL	0- 0	1- 0	0- 0			
7- 3	0- 0	0- 0	CONFERENCE	1- 1	2- 2	4- 0			
5- 0	0- 0	0- 0	HOME	1- 0	1- 0	3- 0			
2- 3	0- 0	0- 0	AWAY	0- 1	1- 2	1- 0			
0- 0	0- 0	0- 0	NEUTRAL	0- 0	0- 0	0- 0			

RPI S	Opponent	Score	RPI S	Opponent	Score	RPI S	Opponent	Score	RPI S	Opponent	Score
38 N	Arkansas	59 71	64 A	Dayton	44 48	104 H	Notre Dame	55 60	117 A	VCU	52 62
			76 A	Charlotte	76 51	123 N	Lehigh	59 57	124 A	Davidson	62 74
			90 H	Saint Louis	66 54	136 H	George Washington	53 47	146 H	Northeastern	74 58
			95 H	Villanova	66 73	149 A	Massachusetts	69 64	158 H	Houston	63 54
						160 A	Columbia	51 70	174 H	Samford	68 37
						188 H	Rhode Island	60 50	205 A	Penn St.	59 72
						207 H	La Salle	62 45	226 A	George Mason	66 54
						230 A	Manhattan	51 45	236 H	Southern U.	65 52
						242 H	Georgetown	67 54	284 H	St. Bonaventure	79 53
LAST 10 Division I											
149 A	Massachusetts	69 64	90 H	Saint Louis	66 54						
188 H	Rhode Island	60 50	226 A	George Mason	66 54						
207 H	La Salle	62 45	136 H	George Washington	53 47						
117 A	VCU	52 62	124 A	Davidson	62 74						
64 A	Dayton	44 48	284 H	St. Bonaventure	79 53						

Non-Div I Games:

Fordham

■ Loss,
 ■ Non-Conf,
 ■ S Site,
 ■ H Home
 ■ A Away
 N Neutral

Average RPI Win:	219	WON-LOST	WINNING	LAST 10	STRENGTH OF	OPP. STRENGTH	TEAM	ADJ.	CONF.	ADJ CONF.
Average RPI Loss:	115	RECORD	PCT. RANK	GAMES	SCHEDULE	OF SCHEDULE	RPI	RPI	RPI	RPI
DIV. I ONLY	18- 4	25	10-0	199	182	59	59	17	17	
DIV. I NON-CONF.	5- 4	140	0	202	158	144	144	23	23	
TOTALS	RPI 1-25	RPI 26-50	W-L RECORDS	RPI 51-100	RPI 101-150	RPI 150+				
18- 4	0- 0	0- 1	OVERALL	0- 1	1- 1	17- 1				
9- 1	0- 0	0- 0	HOME	0- 1	0- 0	9- 0				
8- 2	0- 0	0- 0	AWAY	0- 0	1- 1	7- 1				
1- 1	0- 0	0- 1	NEUTRAL	0- 0	0- 0	1- 0				
5- 4	0- 0	0- 1	NON-CONFERENCE	0- 1	0- 1	5- 1				
2- 1	0- 0	0- 0	HOME	0- 1	0- 0	2- 0				
2- 2	0- 0	0- 0	AWAY	0- 0	0- 1	2- 1				
1- 1	0- 0	0- 1	NEUTRAL	0- 0	0- 0	1- 0				
13- 0	0- 0	0- 0	CONFERENCE	0- 0	1- 0	12- 0				
7- 0	0- 0	0- 0	HOME	0- 0	0- 0	7- 0				
6- 0	0- 0	0- 0	AWAY	0- 0	1- 0	5- 0				
0- 0	0- 0	0- 0	NEUTRAL	0- 0	0- 0	0- 0				

RPI 1-25				RPI 26-50				RPI 51-100				Team's RPI: 59		RPI 101+			
RPI	S	Opponent	Score	RPI	S	Opponent	Score	RPI	S	Opponent	Score			RPI	S	Opponent	Score
				40	N	Yale	67 87	70	H	BYU	65 71	126	A	Boise St.		85	80
												145	A	Portland		64	75
												153	A	San Jose St.		85	76
												162	H	UC Davis		73	65
												175	A	Montana		76	63
												177	A	UNLV		72	66
												177	H	UNLV		72	58
												185	H	Northern Ariz.		83	66
												196	A	New Mexico		84	78
												196	H	New Mexico		84	81
												203	A	Santa Clara		66	90
												204	H	Wyoming		89	59
												242	N	Georgetown		82	69
												258	A	San Diego St.		65	60
												258	H	San Diego St.		79	54
												267	A	Colorado St.		79	61
												267	H	Colorado St.		55	53
												277	H	Utah St.		76	64
												311	H	Air Force		61	52
												312	A	Cal Poly		79	52
LAST 10 Division I																	
				177	H	UNLV	72 58	267	H	Colorado St.	55 53						
				267	A	Colorado St.	79 61	204	H	Wyoming	89 59						
				196	A	New Mexico	84 78	258	A	San Diego St.	65 60						
				311	H	Air Force	61 52	196	H	New Mexico	84 81						
				126	A	Boise St.	85 80	153	A	San Jose St.	85 76						

Non-Div I Games: La Verne 111 56 UC Merced 92 26

Fresno St.

Average RPI Win: 232	WON-LOST	WINNING	LAST 10	STRENGTH OF	OPP. STRENGTH	TEAM	ADJ.	CONF.	ADJ CONF.
Average RPI Loss: 172	RECORD	PCT. RANK	GAMES	SCHEDULE	OF SCHEDULE	RPI	RPI	RPI	RPI
DIV. I ONLY	12- 9	127	5-5	322	139	191	191	26	26
DIV. I NON-CONF.	7- 5	131	0-1	242	70	127	127	21	21
TOTALS	RPI 1-25	RPI 26-50	W-L RECORDS	RPI 51-100	RPI 101-150	RPI 150+			
12- 9	0- 0	0- 0	OVERALL	0- 2	1- 2	11- 5			
6- 2	0- 0	0- 0	HOME	0- 0	0- 1	6- 1			
5- 7	0- 0	0- 0	AWAY	0- 2	1- 1	4- 4			
1- 0	0- 0	0- 0	NEUTRAL	0- 0	0- 0	1- 0			
7- 5	0- 0	0- 0	NON-CONFERENCE	0- 2	1- 2	6- 1			
3- 1	0- 0	0- 0	HOME	0- 0	0- 1	3- 0			
3- 4	0- 0	0- 0	AWAY	0- 2	1- 1	2- 1			
1- 0	0- 0	0- 0	NEUTRAL	0- 0	0- 0	1- 0			
5- 4	0- 0	0- 0	CONFERENCE	0- 0	0- 0	5- 4			
3- 1	0- 0	0- 0	HOME	0- 0	0- 0	3- 1			
2- 3	0- 0	0- 0	AWAY	0- 0	0- 0	2- 3			
0- 0	0- 0	0- 0	NEUTRAL	0- 0	0- 0	0- 0			

RPI S	Opponent	Score	RPI S	Opponent	Score	RPI S	Opponent	Score	RPI S	Opponent	Score	Team's RPI: 191
						61	A Middle Tenn.	62 78	108	A Vanderbilt	46 74	
						82	A Georgia	48 77	131	A Richmond	70 69	
									134	H Elon	76 87	
									151	H UNC Greensboro	53 59	
									161	H Hampton	70 65	
									174	A Samford	72 59	
									174	H Samford	77 69	
									180	A Fla. Atlantic	69 63	
									197	A Clemson	71 77	
									212	A Gardner-Webb	72 67	
									215	N Saint Joseph's	63 48	
									232	A Chattanooga	52 60	
									265	A Wofford	62 66	
									268	A ETSU	81 62	
									299	H Ga. Southern	78 63	
									315	H Georgia St.	62 55	
									317	A Mercer	55 61	
									317	H Mercer	62 49	
									336	H Western Caro.	69 53	
LAST 10 Division I												
317	A Mercer	55 61	232	A Chattanooga	52 60							
174	A Samford	72 59	268	A ETSU	81 62							
265	A Wofford	62 66	174	H Samford	77 69							
336	H Western Caro.	69 53	317	H Mercer	62 49							
151	H UNC Greensboro	53 59	134	H Elon	76 87							

Non-Div I Games: North Greenville 88 51 Newberry 62 43 UNKNOWN 88 24

Furman

Loss, Non-Conf, S Site, H Home A Away N Neutral

Ga. Southern

Through Games Of Feb. 11, 2020

Average RPI Win:	271	WON-LOST	WINNING	LAST 10	STRENGTH OF	OPP. STRENGTH	TEAM	ADJ.	CONF.	ADJ CONF.
Average RPI Loss:	189	RECORD	PCT. RANK	GAMES	SCHEDULE	OF SCHEDULE	RPI	RPI	RPI	RPI
DIV. I ONLY	7- 15	270	3-7	265	312	299	299	21	21	
DIV. I NON-CONF.	3- 8	268	0	260	331	284	284	19	19	
TOTALS	RPI 1-25	RPI 26-50	W-L RECORDS	RPI 51-100	RPI 101-150	RPI 150+				
7- 15	0- 0	0- 0	OVERALL	0- 2	0- 3	7- 10				
4- 5	0- 0	0- 0	HOME	0- 1	0- 0	4- 4				
2- 9	0- 0	0- 0	AWAY	0- 1	0- 2	2- 6				
1- 1	0- 0	0- 0	NEUTRAL	0- 0	0- 1	1- 0				
3- 8	0- 0	0- 0	NON-CONFERENCE	0- 0	0- 3	3- 5				
0- 2	0- 0	0- 0	HOME	0- 0	0- 0	0- 2				
2- 5	0- 0	0- 0	AWAY	0- 0	0- 2	2- 3				
1- 1	0- 0	0- 0	NEUTRAL	0- 0	0- 1	1- 0				
4- 7	0- 0	0- 0	CONFERENCE	0- 2	0- 0	4- 5				
4- 3	0- 0	0- 0	HOME	0- 1	0- 0	4- 2				
0- 4	0- 0	0- 0	AWAY	0- 1	0- 0	0- 3				
0- 0	0- 0	0- 0	NEUTRAL	0- 0	0- 0	0- 0				

RPI 1-25				RPI 26-50				RPI 51-100				RPI 101+				Team's RPI: 299	
RPI	S	Opponent	Score	RPI	S	Opponent	Score	RPI	S	Opponent	Score	RPI	S	Opponent	Score		
								58	H	Troy	69	79	112	N	Kent St.	48	62
								99	A	Coastal Caro.	59	66	114	A	Bethune-Cookman	57	75
													144	A	Tulane	40	56
													165	H	Louisiana	83	67
													182	A	Little Rock	46	58
													182	H	Little Rock	49	65
													191	A	Furman	63	78
													214	H	North Dakota	56	69
													227	H	Kennesaw St.	69	95
													235	H	South Alabama	65	71
													239	A	Arkansas St.	62	69
													239	H	Arkansas St.	80	67
													249	A	Appalachian St.	75	83
													256	A	Winthrop	91	47
													265	A	Wofford	70	57
													278	A	Ole Miss	66	69
													313	N	St. Francis Brooklyn	78	47
													315	H	Georgia St.	81	56
													317	A	Mercer	52	62
													347	H	La.-Monroe	64	47
LAST 10 Division I																	
				239	H	Arkansas St.	80	67	235	H	South Alabama	65	71				
				182	H	Little Rock	49	65	58	H	Troy	69	79				
				249	A	Appalachian St.	75	83	239	A	Arkansas St.	62	69				
				99	A	Coastal Caro.	59	66	182	A	Little Rock	46	58				
				315	H	Georgia St.	81	56	165	H	Louisiana	83	67				

Non-Div I Games:

Ga. Southern

■ Loss,
 ■ Non-Conf,
 ■ S Site,
 ■ H Home
 ■ A Away
 N Neutral

Gardner-Webb

Through Games Of Feb. 11, 2020

Average RPI Win:	268	WON-LOST	WINNING	LAST 10	STRENGTH OF	OPP. STRENGTH	TEAM	ADJ.	CONF.	ADJ CONF.
Average RPI Loss:	165	RECORD	PCT. RANK	GAMES	SCHEDULE	OF SCHEDULE	RPI	RPI	RPI	RPI
DIV. I ONLY	13- 10	131	6-4	290	303	212	212	25	25	
DIV. I NON-CONF.	5- 4	140	0	249	216	172	172	28	28	
TOTALS	RPI 1-25	RPI 26-50	W-L RECORDS	RPI 51-100	RPI 101-150	RPI 150+				
13- 10	0- 0	0- 1	OVERALL	0- 2	0- 1	13- 6				
9- 3	0- 0	0- 0	HOME	0- 0	0- 0	9- 3				
4- 7	0- 0	0- 1	AWAY	0- 2	0- 1	4- 3				
0- 0	0- 0	0- 0	NEUTRAL	0- 0	0- 0	0- 0				
5- 4	0- 0	0- 1	NON-CONFERENCE	0- 2	0- 0	5- 1				
3- 1	0- 0	0- 0	HOME	0- 0	0- 0	3- 1				
2- 3	0- 0	0- 1	AWAY	0- 2	0- 0	2- 0				
0- 0	0- 0	0- 0	NEUTRAL	0- 0	0- 0	0- 0				
8- 6	0- 0	0- 0	CONFERENCE	0- 0	0- 1	8- 5				
6- 2	0- 0	0- 0	HOME	0- 0	0- 0	6- 2				
2- 4	0- 0	0- 0	AWAY	0- 0	0- 1	2- 3				
0- 0	0- 0	0- 0	NEUTRAL	0- 0	0- 0	0- 0				

RPI S	Opponent	Score	RPI S	Opponent	Score	RPI S	Opponent	Score	RPI S	Opponent	Score	Team's RPI: 212
33	A Virginia Tech	65 87	76	A Charlotte	49 74	103	A Campbell	44 48				
			82	A Georgia	56 84	161	A Hampton	58 63				
						161	H Hampton	70 59				
						187	H Delaware	67 65				
						191	H Furman	67 72				
						195	H High Point	70 57				
						218	A Radford	51 65				
						218	H Radford	73 84				
						234	A UNC Asheville	65 59				
						249	A Appalachian St.	67 56				
						256	H Winthrop	71 59				
						260	A Longwood	70 80				
						260	H Longwood	73 70				
						265	H Wofford	67 53				
						305	H Presbyterian	53 56				
						317	A Mercer	65 62				
						333	H USC Upstate	63 53				
						336	H Western Caro.	88 62				
						343	A Charleston So.	79 52				
						343	H Charleston So.	67 45				
LAST 10 Division I												
260	H Longwood	73 70	218	H Radford	73 84							
161	H Hampton	70 59	234	A UNC Asheville	65 59							
218	A Radford	51 65	333	H USC Upstate	63 53							
343	H Charleston So.	67 45	305	H Presbyterian	53 56							
195	H High Point	70 57	103	A Campbell	44 48							

Non-Div I Games:

Gardner-Webb

Loss, Non-Conf, S Site, H Home A Away N Neutral

George Mason

Through Games Of Feb. 11, 2020

Average RPI Win: 223	WON-LOST	WINNING	LAST 10	STRENGTH OF	OPP. STRENGTH	TEAM	ADJ.	CONF.	ADJ CONF.
Average RPI Loss: 136	RECORD	PCT. RANK	GAMES	SCHEDULE	OF SCHEDULE	RPI	RPI	RPI	RPI
DIV. I ONLY	8- 16	265	1-9	109	184	226	226	12	12
DIV. I NON-CONF.	6- 7	182	0	140	288	177	177	12	12
TOTALS	RPI 1-25	RPI 26-50	W-L RECORDS	RPI 51-100	RPI 101-150	RPI 150+			
8- 16	0- 0	0- 2	OVERALL	0- 5	2- 3	6- 6			
4- 8	0- 0	0- 1	HOME	0- 3	2- 2	2- 2			
4- 7	0- 0	0- 0	AWAY	0- 2	0- 1	4- 4			
0- 1	0- 0	0- 1	NEUTRAL	0- 0	0- 0	0- 0			
6- 7	0- 0	0- 2	NON-CONFERENCE	0- 2	0- 0	6- 3			
2- 4	0- 0	0- 1	HOME	0- 1	0- 0	2- 2			
4- 2	0- 0	0- 0	AWAY	0- 1	0- 0	4- 1			
0- 1	0- 0	0- 1	NEUTRAL	0- 0	0- 0	0- 0			
2- 9	0- 0	0- 0	CONFERENCE	0- 3	2- 3	0- 3			
2- 4	0- 0	0- 0	HOME	0- 2	2- 2	0- 0			
0- 5	0- 0	0- 0	AWAY	0- 1	0- 1	0- 3			
0- 0	0- 0	0- 0	NEUTRAL	0- 0	0- 0	0- 0			

RPI S	Opponent	Score	RPI S	Opponent	Score	RPI S	Opponent	Score	RPI S	Opponent	Score	Team's RPI: 226
33	H Virginia Tech	58 77	42	N Bradley	59 61	64	A Dayton	55 59	101	A Duquesne	63 84	
						71	H Bucknell	51 64	117	H VCU	63 82	
						90	H Saint Louis	51 64	124	H Davidson	69 76	
						97	H Fordham	54 66	136	H George Washington	70 60	
						99	A Coastal Caro.	59 74	149	H Massachusetts	73 56	
									181	H American	73 55	
									187	A Delaware	44 63	
									188	A Rhode Island	42 47	
									205	A Penn St.	78 68	
									207	A La Salle	65 77	
									222	H UMKC	58 64	
									231	A SMU	59 58	
									255	H Howard	75 86	
									259	A Col. of Charleston	72 61	
									284	A St. Bonaventure	47 62	
									296	A Navy	67 58	
									330	H Detroit Mercy	75 62	
LAST 10 Division I												
90	H Saint Louis	51 64	101	A Duquesne	63 84							
149	H Massachusetts	73 56	97	H Fordham	54 66							
188	A Rhode Island	42 47	124	H Davidson	69 76							
207	A La Salle	65 77	284	A St. Bonaventure	47 62							
117	H VCU	63 82	64	A Dayton	55 59							

Non-Div I Games:

George Mason

■ Loss,
 ■ Non-Conf,
 ■ S Site,
 ■ H Home
 ■ A Away
 N Neutral

Average RPI Win: 179	WON-LOST	WINNING	LAST 10	STRENGTH OF	OPP. STRENGTH	TEAM	ADJ.	CONF.	ADJ CONF.
Average RPI Loss: 111	RECORD	PCT. RANK	GAMES	SCHEDULE	OF SCHEDULE	RPI	RPI	RPI	RPI
DIV. I ONLY	10- 13	220	4-6	78	110	136	136	12	12
DIV. I NON-CONF.	6- 7	182	0	73	97	120	120	12	12
TOTALS	RPI 1-25	RPI 26-50	W-L RECORDS	RPI 51-100	RPI 101-150	RPI 150+			
10- 13	0- 2	0- 1	OVERALL	1- 4	3- 3	6- 3			
4- 6	0- 1	0- 1	HOME	0- 3	2- 1	2- 0			
6- 7	0- 1	0- 0	AWAY	1- 1	1- 2	4- 3			
0- 0	0- 0	0- 0	NEUTRAL	0- 0	0- 0	0- 0			
6- 7	0- 2	0- 1	NON-CONFERENCE	1- 1	0- 2	5- 1			
2- 4	0- 1	0- 1	HOME	0- 1	0- 1	2- 0			
4- 3	0- 1	0- 0	AWAY	1- 0	0- 1	3- 1			
0- 0	0- 0	0- 0	NEUTRAL	0- 0	0- 0	0- 0			
4- 6	0- 0	0- 0	CONFERENCE	0- 3	3- 1	1- 2			
2- 2	0- 0	0- 0	HOME	0- 2	2- 0	0- 0			
2- 4	0- 0	0- 0	AWAY	0- 1	1- 1	1- 2			
0- 0	0- 0	0- 0	NEUTRAL	0- 0	0- 0	0- 0			

RPI 1-25				RPI 26-50				RPI 51-100				RPI 101+ Team's RPI: 136			
RPI	S	Opponent	Score	RPI	S	Opponent	Score	RPI	S	Opponent	Score	RPI	S	Opponent	Score
3	A	Maryland	54 88	43	H	James Madison	50 69	57	H	Minnesota	50 83	101	H	Duquesne	65 60
20	H	Princeton	50 75					64	H	Dayton	50 66	117	A	VCU	56 55
								90	H	Saint Louis	45 59	123	A	Lehigh	53 59
								95	A	Villanova	68 56	124	A	Davidson	55 62
								97	A	Fordham	47 53	127	H	William & Mary	51 63
												149	H	Massachusetts	50 47
												166	A	Memphis	64 63
												179	A	Quinnipiac	78 67
												181	A	American	53 66
												187	A	Delaware	63 49
												215	A	Saint Joseph's	56 50
												226	A	George Mason	60 70
												242	H	Georgetown	52 49
												284	A	St. Bonaventure	55 59
												342	H	Coppin St.	54 35
LAST 10 Division I															
117	A	VCU	56 55	64	H	Dayton	50 66								
284	A	St. Bonaventure	55 59	124	A	Davidson	55 62								
90	H	Saint Louis	45 59	97	A	Fordham	47 53								
215	A	Saint Joseph's	56 50	101	H	Duquesne	65 60								
149	H	Massachusetts	50 47	226	A	George Mason	60 70								

Non-Div I Games:

George Washington

■ Loss,
 ■ Non-Conf,
 ■ S Site,
 ■ H Home
 ■ A Away
 N Neutral

Average RPI Win:	257	WON-LOST	WINNING	LAST 10	STRENGTH OF	OPP. STRENGTH	TEAM	ADJ.	CONF.	ADJ CONF.
Average RPI Loss:	92	RECORD	PCT. RANK	GAMES	SCHEDULE	OF SCHEDULE	RPI	RPI	RPI	RPI
DIV. I ONLY	5- 19	317	1-9	115	79	242	242	6	6	
DIV. I NON-CONF.	3- 8	268	0	161	188	227	227	6	6	
TOTALS	RPI 1-25	RPI 26-50	W-L RECORDS	RPI 51-100	RPI 101-150	RPI 150+				
5- 19	0- 1	0- 3	OVERALL	0- 9	1- 4	4- 2				
1- 8	0- 0	0- 2	HOME	0- 3	1- 2	0- 1				
4- 10	0- 1	0- 1	AWAY	0- 5	0- 2	4- 1				
0- 1	0- 0	0- 0	NEUTRAL	0- 1	0- 0	0- 0				
3- 8	0- 0	0- 1	NON-CONFERENCE	0- 2	0- 4	3- 1				
0- 3	0- 0	0- 1	HOME	0- 0	0- 2	0- 0				
3- 4	0- 0	0- 0	AWAY	0- 1	0- 2	3- 1				
0- 1	0- 0	0- 0	NEUTRAL	0- 1	0- 0	0- 0				
2- 11	0- 1	0- 2	CONFERENCE	0- 7	1- 0	1- 1				
1- 5	0- 0	0- 1	HOME	0- 3	1- 0	0- 1				
1- 6	0- 1	0- 1	AWAY	0- 4	0- 0	1- 0				
0- 0	0- 0	0- 0	NEUTRAL	0- 0	0- 0	0- 0				

RPI 1-25				RPI 26-50				RPI 51-100				RPI 101+				Team's RPI: 242
RPI	S	Opponent	Score	RPI	S	Opponent	Score	RPI	S	Opponent	Score	RPI	S	Opponent	Score	
19	A	DePaul	66 92	35	H	Creighton	56 65	59	N	Fresno St.	69 82	107	H	Rider	64 65	
				36	A	Marquette	51 73	61	A	St. John's (NY)	54 71	124	A	Davidson	52 66	
				43	H	James Madison	59 66	61	H	St. John's (NY)	68 74	131	H	Richmond	49 51	
								68	A	Seton Hall	60 79	136	A	George Washington	49 52	
								68	H	Seton Hall	47 61	141	H	Providence	62 53	
								94	A	Butler	42 60	160	A	Columbia	49 54	
								94	H	Butler	46 47	264	A	Xavier	63 50	
								95	A	Villanova	53 74	264	H	Xavier	64 85	
								97	A	Fordham	54 67	279	A	Pittsburgh	66 56	
												281	A	LMU (CA)	64 53	
												319	A	UMES	57 39	
LAST 10 Division I																
264	A	Xavier	63 50	36	A	Marquette	51 73									
94	A	Butler	42 60	95	A	Villanova	53 74									
61	H	St. John's (NY)	68 74	94	H	Butler	46 47									
68	H	Seton Hall	47 61	264	H	Xavier	64 85									
19	A	DePaul	66 92	68	A	Seton Hall	60 79									

Non-Div I Games:

Georgetown

■ Loss,
 ■ Non-Conf,
 ■ S Site,
 ■ H Home
 ■ A Away
 N Neutral

Average RPI Win:	184	WON-LOST	WINNING	LAST 10	STRENGTH OF	OPP. STRENGTH	TEAM	ADJ.	CONF.	ADJ CONF.
Average RPI Loss:	47	RECORD	PCT. RANK	GAMES	SCHEDULE	OF SCHEDULE	RPI	RPI	RPI	RPI
DIV. I ONLY	13- 11	154	3-7	18	74	82	82	4	4	
DIV. I NON-CONF.	9- 4	84	0	48	226	83	83	5	5	
TOTALS	RPI 1-25	RPI 26-50	W-L RECORDS	RPI 51-100	RPI 101-150	RPI 150+				
13- 11	0- 6	2- 1	OVERALL	1- 2	3- 2	7- 0				
8- 7	0- 3	0- 0	HOME	0- 2	2- 2	6- 0				
3- 4	0- 3	1- 1	AWAY	0- 0	1- 0	1- 0				
2- 0	0- 0	1- 0	NEUTRAL	1- 0	0- 0	0- 0				
9- 4	0- 2	1- 0	NON-CONFERENCE	1- 2	1- 0	6- 0				
7- 3	0- 1	0- 0	HOME	0- 2	1- 0	6- 0				
0- 1	0- 1	0- 0	AWAY	0- 0	0- 0	0- 0				
2- 0	0- 0	1- 0	NEUTRAL	1- 0	0- 0	0- 0				
4- 7	0- 4	1- 1	CONFERENCE	0- 0	2- 2	1- 0				
1- 4	0- 2	0- 0	HOME	0- 0	1- 2	0- 0				
3- 3	0- 2	1- 1	AWAY	0- 0	1- 0	1- 0				
0- 0	0- 0	0- 0	NEUTRAL	0- 0	0- 0	0- 0				

RPI 1-25				RPI 26-50				RPI 51-100 Team's RPI: 82				RPI 101+			
RPI	S	Opponent	Score	RPI	S	Opponent	Score	RPI	S	Opponent	Score	RPI	S	Opponent	Score
1	H	South Carolina	53 88	33	N	Virginia Tech	77 72	88	H	Georgia Tech	40 73	108	H	Vanderbilt	55 63
5	H	UCLA	50 59	38	A	Arkansas	64 55	94	N	Butler	69 36	125	H	Auburn	61 50
8	A	Baylor	38 72	48	A	Tennessee	56 73	95	H	Villanova	58 63	129	H	Missouri	65 73
9	A	Mississippi St.	53 67									133	A	Florida	49 43
9	H	Mississippi St.	66 73									138	H	N.C. A&T	72 54
17	A	Texas A&M	63 64									191	H	Furman	77 48
												212	H	Gardner-Webb	84 56
												227	H	Kennesaw St.	80 65
												274	H	East Carolina	67 50
												278	A	Ole Miss	58 51
												317	H	Mercer	76 60
												333	H	USC Upstate	67 53
LAST 10 Division I															
133	A	Florida	49 43	38	A	Arkansas	64 55								
129	H	Missouri	65 73	125	H	Auburn	61 50								
9	A	Mississippi St.	53 67	48	A	Tennessee	56 73								
17	A	Texas A&M	63 64	108	H	Vanderbilt	55 63								
1	H	South Carolina	53 88	9	H	Mississippi St.	66 73								

Non-Div I Games:

Georgia

■ Loss,
 ■ Non-Conf, S Site,
 ■ Home
 ■ Away
 N Neutral

Average RPI Win:	296	WON-LOST	WINNING	LAST 10	STRENGTH OF	OPP. STRENGTH	TEAM	ADJ.	CONF.	ADJ CONF.
Average RPI Loss:	180	RECORD	PCT. RANK	GAMES	SCHEDULE	OF SCHEDULE	RPI	RPI	RPI	RPI
DIV. I ONLY	6- 16	296	3-7	248	310	315	315	21	21	
DIV. I NON-CONF.	3- 8	268	0	247	324	315	315	19	19	
TOTALS	RPI 1-25	RPI 26-50	W-L RECORDS	RPI 51-100	RPI 101-150	RPI 150+				
6- 16	0- 1	0- 0	OVERALL	0- 3	0- 1	6- 11				
5- 7	0- 1	0- 0	HOME	0- 1	0- 1	5- 4				
0- 9	0- 0	0- 0	AWAY	0- 2	0- 0	0- 7				
1- 0	0- 0	0- 0	NEUTRAL	0- 0	0- 0	1- 0				
3- 8	0- 1	0- 0	NON-CONFERENCE	0- 1	0- 1	3- 5				
2- 4	0- 1	0- 0	HOME	0- 0	0- 1	2- 2				
0- 4	0- 0	0- 0	AWAY	0- 1	0- 0	0- 3				
1- 0	0- 0	0- 0	NEUTRAL	0- 0	0- 0	1- 0				
3- 8	0- 0	0- 0	CONFERENCE	0- 2	0- 0	3- 6				
3- 3	0- 0	0- 0	HOME	0- 1	0- 0	3- 2				
0- 5	0- 0	0- 0	AWAY	0- 1	0- 0	0- 4				
0- 0	0- 0	0- 0	NEUTRAL	0- 0	0- 0	0- 0				

RPI 1-25				RPI 26-50				RPI 51-100				RPI 101+ Team's RPI: 315			
RPI	S	Opponent	Score	RPI	S	Opponent	Score	RPI	S	Opponent	Score	RPI	S	Opponent	Score
3	H	Maryland	41 114					58	H	Troy	57 71	147	H	Toledo	48 74
								88	A	Georgia Tech	28 69	151	A	UNC Greensboro	49 64
								99	A	Coastal Caro.	45 87	165	H	Louisiana	65 75
												182	A	Little Rock	46 66
												182	H	Little Rock	58 43
												191	A	Furman	55 62
												217	A	UTEP	68 71
												235	H	South Alabama	64 81
												239	A	Arkansas St.	68 70
												239	H	Arkansas St.	67 56
												249	A	Appalachian St.	37 65
												271	H	Alabama A&M	52 67
												286	H	FIU	63 70
												299	A	Ga. Southern	56 81
												321	N	New Mexico St.	59 51
												338	H	SIUE	74 73
												347	H	La.-Monroe	68 52
												348	H	South Carolina St.	77 52
LAST 10 Division I															
182	H	Little Rock	58 43	58	H	Troy	57 71								
239	H	Arkansas St.	67 56	235	H	South Alabama	64 81								
99	A	Coastal Caro.	45 87	182	A	Little Rock	46 66								
249	A	Appalachian St.	37 65	239	A	Arkansas St.	68 70								
299	A	Ga. Southern	56 81	347	H	La.-Monroe	68 52								

Non-Div I Games:

Georgia St.

■ Loss,
■ Non-Conf,
■ S Site,
■ H Home
■ A Away
N Neutral

Average RPI Win:	157	WON-LOST	WINNING	LAST 10	STRENGTH OF	OPP. STRENGTH	TEAM	ADJ.	CONF.	ADJ CONF.
Average RPI Loss:	69	RECORD	PCT. RANK	GAMES	SCHEDULE	OF SCHEDULE	RPI	RPI	RPI	RPI
DIV. I ONLY	16- 8	74	5-5	139	20	88	88	5	5	
DIV. I NON-CONF.	9- 2	37	0	146	88	53	53	3	3	
TOTALS	RPI 1-25	RPI 26-50	W-L RECORDS	RPI 51-100	RPI 101-150	RPI 150+				
16- 8	1- 1	1- 2	OVERALL	5- 3	2- 2	7- 0				
9- 3	0- 0	1- 0	HOME	1- 2	2- 1	5- 0				
5- 3	1- 0	0- 1	AWAY	2- 1	0- 1	2- 0				
2- 2	0- 1	0- 1	NEUTRAL	2- 0	0- 0	0- 0				
9- 2	0- 1	0- 1	NON-CONFERENCE	3- 0	1- 0	5- 0				
5- 0	0- 0	0- 0	HOME	0- 0	1- 0	4- 0				
2- 0	0- 0	0- 0	AWAY	1- 0	0- 0	1- 0				
2- 2	0- 1	0- 1	NEUTRAL	2- 0	0- 0	0- 0				
7- 6	1- 0	1- 1	CONFERENCE	2- 3	1- 2	2- 0				
4- 3	0- 0	1- 0	HOME	1- 2	1- 1	1- 0				
3- 3	1- 0	0- 1	AWAY	1- 1	0- 1	1- 0				
0- 0	0- 0	0- 0	NEUTRAL	0- 0	0- 0	0- 0				

RPI 1-25				RPI 26-50				RPI 51-100 Team's RPI: 88				RPI 101+			
RPI	S	Opponent	Score	RPI	S	Opponent	Score	RPI	S	Opponent	Score	RPI	S	Opponent	Score
17	N	Texas A&M	48 60	37	A	Duke	46 58	68	N	Seton Hall	79 54	104	H	Notre Dame	51 59
23	A	Florida St.	67 52	47	N	Rutgers	43 46	74	A	Miami (FL)	49 54	118	A	Wake Forest	60 65
				50	H	Virginia	61 51	74	H	Miami (FL)	61 54	118	H	Wake Forest	62 52
								77	H	Boston College	48 55	130	H	Wisconsin	60 41
								81	H	North Carolina	60 67	158	H	Houston	69 38
								82	A	Georgia	73 40	197	H	Clemson	49 47
								86	N	Rice	54 52	227	A	Kennesaw St.	63 47
								89	A	Syracuse	82 64	268	H	ETSU	87 48
												279	A	Pittsburgh	77 48
												315	H	Georgia St.	69 28
												346	H	Grambling	89 42
LAST 10 Division I															
118	H	Wake Forest	62 52	81	H	North Carolina	60 67								
279	A	Pittsburgh	77 48	77	H	Boston College	48 55								
104	H	Notre Dame	51 59	89	A	Syracuse	82 64								
74	A	Miami (FL)	49 54	197	H	Clemson	49 47								
37	A	Duke	46 58	23	A	Florida St.	67 52								

Non-Div I Games:

Georgia Tech

■ Loss,
 ■ Non-Conf,
 ■ S Site,
 ■ H Home
 ■ A Away
 N Neutral

Gonzaga

Through Games Of Feb. 11, 2020

Average RPI Win: 133	WON-LOST	WINNING	LAST 10	STRENGTH OF	OPP. STRENGTH	TEAM	ADJ.	CONF.	ADJ CONF.
Average RPI Loss: 83	RECORD	PCT. RANK	GAMES	SCHEDULE	OF SCHEDULE	RPI	RPI	RPI	RPI
DIV. I ONLY	23- 2	6	9-1	49	78	11	11	11	11
DIV. I NON-CONF.	11- 1	13	0	21	19	2	2	11	11
TOTALS	RPI 1-25	RPI 26-50	W-L RECORDS	RPI 51-100	RPI 101-150	RPI 150+			
23- 2	1- 1	1- 0	OVERALL	7- 0	6- 0	8- 1			
12- 0	1- 0	0- 0	HOME	2- 0	4- 0	5- 0			
8- 2	0- 1	0- 0	AWAY	3- 0	2- 0	3- 1			
3- 0	0- 0	1- 0	NEUTRAL	2- 0	0- 0	0- 0			
11- 1	1- 1	1- 0	NON-CONFERENCE	5- 0	1- 0	3- 0			
5- 0	1- 0	0- 0	HOME	1- 0	1- 0	2- 0			
3- 1	0- 1	0- 0	AWAY	2- 0	0- 0	1- 0			
3- 0	0- 0	1- 0	NEUTRAL	2- 0	0- 0	0- 0			
12- 1	0- 0	0- 0	CONFERENCE	2- 0	5- 0	5- 1			
7- 0	0- 0	0- 0	HOME	1- 0	3- 0	3- 0			
5- 1	0- 0	0- 0	AWAY	1- 0	2- 0	2- 1			
0- 0	0- 0	0- 0	NEUTRAL	0- 0	0- 0	0- 0			

RPI	S	Opponent	Score	RPI	S	Opponent	Score	RPI	S	Opponent	Score	RPI	S	Opponent	Score
4	H	Missouri St.	64 52	39	N	Purdue	63 50	61	N	Middle Tenn.	62 50	105	A	Pacific	83 65
10	A	Stanford	70 76					64	N	Dayton	76 65	105	H	Pacific	68 67
								69	H	UT Martin	78 55	110	H	Texas Southern	80 45
								70	A	BYU	55 43	120	A	San Diego	57 42
								70	H	BYU	59 44	120	H	San Diego	57 46
								91	A	Montana St.	70 55	145	H	Portland	62 57
								93	A	Washington St.	76 53	155	A	Saint Mary's (CA)	60 70
												155	H	Saint Mary's (CA)	74 49
												186	H	Pepperdine	70 36
												203	A	Santa Clara	67 52
												204	A	Wyoming	65 54
												220	H	CSU Bakersfield	92 48
												243	A	San Francisco	69 46
												281	H	LMU (CA)	78 52
												307	H	Eastern Wash.	84 44
LAST 10 Division I															
155	A	Saint Mary's (CA)	60 70	186	H	Pepperdine	70 36								
105	A	Pacific	83 65	243	A	San Francisco	69 46								
70	H	BYU	59 44	203	A	Santa Clara	67 52								
120	H	San Diego	57 46	105	H	Pacific	68 67								
281	H	LMU (CA)	78 52	155	H	Saint Mary's (CA)	74 49								

Non-Div I Games:

Gonzaga

■ Loss,
 ■ Non-Conf, S Site,
 ■ Home
 ■ Away
 N Neutral

Grambling

Through Games Of Feb. 11, 2020

Average RPI Win:	300	WON-LOST	WINNING	LAST 10	STRENGTH OF	OPP. STRENGTH	TEAM	ADJ.	CONF.	ADJ CONF.
Average RPI Loss:	207	RECORD	PCT. RANK	GAMES	SCHEDULE	OF SCHEDULE	RPI	RPI	RPI	RPI
DIV. I ONLY	2- 19	341	1-9	297	330	346	346	32	32	
DIV. I NON-CONF.	0- 10	338	0	102	182	317	317	31	31	
TOTALS	RPI 1-25	RPI 26-50	W-L RECORDS	RPI 51-100	RPI 101-150	RPI 150+				
2- 19	0- 1	0- 1	OVERALL	0- 1	0- 4	2- 12				
2- 6	0- 0	0- 0	HOME	0- 0	0- 3	2- 3				
0- 12	0- 1	0- 1	AWAY	0- 1	0- 1	0- 8				
0- 1	0- 0	0- 0	NEUTRAL	0- 0	0- 0	0- 1				
0- 10	0- 1	0- 1	NON-CONFERENCE	0- 1	0- 3	0- 4				
0- 2	0- 0	0- 0	HOME	0- 0	0- 2	0- 0				
0- 7	0- 1	0- 1	AWAY	0- 1	0- 1	0- 3				
0- 1	0- 0	0- 0	NEUTRAL	0- 0	0- 0	0- 1				
2- 9	0- 0	0- 0	CONFERENCE	0- 0	0- 1	2- 8				
2- 4	0- 0	0- 0	HOME	0- 0	0- 1	2- 3				
0- 5	0- 0	0- 0	AWAY	0- 0	0- 0	0- 5				
0- 0	0- 0	0- 0	NEUTRAL	0- 0	0- 0	0- 0				

RPI 1-25				RPI 26-50				RPI 51-100				RPI 101+ Team's RPI: 346			
RPI	S	Opponent	Score	RPI	S	Opponent	Score	RPI	S	Opponent	Score	RPI	S	Opponent	Score
8	A	Baylor	46 120	27	A	Kentucky	35 81	88	A	Georgia Tech	42 89	110	H	Texas Southern	85 89
												121	H	UT Arlington	54 88
												133	H	Florida	65 72
												148	A	Wichita St.	65 77
												152	A	Jackson St.	46 61
												193	N	Binghamton	67 88
												236	A	Southern U.	57 81
												236	H	Southern U.	51 70
												240	A	Louisiana Tech	66 70
												271	H	Alabama A&M	69 59
												286	A	FIU	55 56
												287	H	Prairie View	54 67
												322	H	Alabama St.	59 73
												328	A	Alcorn	54 80
												328	H	Alcorn	70 59
												332	A	Northwestern St.	61 65
												334	A	Ark.-Pine Bluff	79 84
												351	A	Mississippi Val.	57 68
LAST 10 Division I															
328	H	Alcorn	70 59	110	H	Texas Southern	85 89								
236	H	Southern U.	51 70	287	H	Prairie View	54 67								
351	A	Mississippi Val.	57 68	328	A	Alcorn	54 80								
334	A	Ark.-Pine Bluff	79 84	236	A	Southern U.	57 81								
152	A	Jackson St.	46 61	322	H	Alabama St.	59 73								

Non-Div I Games: Centenary (LA) 106 42

Grambling

■ Loss,
 ■ Non-Conf,
 ■ S Site,
 ■ Home
 ■ A Away
 N Neutral

Grand Canyon

Through Games Of Feb. 11, 2020

Average RPI Win:	281	WON-LOST	WINNING	LAST 10	STRENGTH OF	OPP. STRENGTH	TEAM	ADJ.	CONF.	ADJ CONF.
Average RPI Loss:	194	RECORD	PCT. RANK	GAMES	SCHEDULE	OF SCHEDULE	RPI	RPI	RPI	RPI
DIV. I ONLY	10- 8	141	7-3	278	336	238	238	31	31	
DIV. I NON-CONF.	3- 6	235	0-1	174	274	274	274	32	32	
TOTALS	RPI 1-25	RPI 26-50	W-L RECORDS	RPI 51-100	RPI 101-150	RPI 150+				
10- 8	0- 0	0- 0	OVERALL	0- 0	0- 2	10- 6				
7- 4	0- 0	0- 0	HOME	0- 0	0- 0	7- 4				
3- 4	0- 0	0- 0	AWAY	0- 0	0- 2	3- 2				
0- 0	0- 0	0- 0	NEUTRAL	0- 0	0- 0	0- 0				
3- 6	0- 0	0- 0	NON-CONFERENCE	0- 0	0- 2	3- 4				
3- 2	0- 0	0- 0	HOME	0- 0	0- 0	3- 2				
0- 4	0- 0	0- 0	AWAY	0- 0	0- 2	0- 2				
0- 0	0- 0	0- 0	NEUTRAL	0- 0	0- 0	0- 0				
7- 2	0- 0	0- 0	CONFERENCE	0- 0	0- 0	7- 2				
4- 2	0- 0	0- 0	HOME	0- 0	0- 0	4- 2				
3- 0	0- 0	0- 0	AWAY	0- 0	0- 0	3- 0				
0- 0	0- 0	0- 0	NEUTRAL	0- 0	0- 0	0- 0				

RPI 1-25			RPI 26-50			RPI 51-100			RPI 101+ Team's RPI: 238		
RPI	S	Opponent	Score	RPI	S	Opponent	Score	RPI	S	Opponent	Score
								140	A	California	53 72
								145	A	Portland	41 73
								168	H	Southern Utah	69 65
								175	A	Montana	67 72
								177	H	UNLV	53 51
								206	A	Portland St.	46 69
								214	H	North Dakota	76 78
								220	H	CSU Bakersfield	54 59
								222	H	UMKC	53 74
								233	H	Cal St. Fullerton	70 80
								272	H	UC Santa Barbara	58 57
								290	A	California Baptist	62 58
								290	H	California Baptist	72 66
								306	H	UTRGV	62 60
								310	A	Seattle U	56 48
								321	H	New Mexico St.	60 49
								324	A	Utah Valley	66 59
								350	H	Chicago St.	69 49
LAST 10 Division I											
290	H	California Baptist	72 66	222	H	UMKC	53 74				
321	H	New Mexico St.	60 49	350	H	Chicago St.	69 49				
306	H	UTRGV	62 60	290	A	California Baptist	62 58				
324	A	Utah Valley	66 59	220	H	CSU Bakersfield	54 59				
310	A	Seattle U	56 48	140	A	California	53 72				

Non-Div I Games: Benedictine Mesa 72 53 Whittier 77 41

Grand Canyon

■ Loss,
 ■ Non-Conf,
 ■ S Site,
 ■ H Home
 ■ A Away
 N Neutral

Average RPI Win:	212	WON-LOST	WINNING	LAST 10	STRENGTH OF	OPP. STRENGTH	TEAM	ADJ.	CONF.	ADJ CONF.
Average RPI Loss:	115	RECORD	PCT. RANK	GAMES	SCHEDULE	OF SCHEDULE	RPI	RPI	RPI	RPI
DIV. I ONLY	12- 12	173	6-4	97	160	139	139	22	22	
DIV. I NON-CONF.	5- 7	205	0	28	25	107	107	20	20	
TOTALS	RPI 1-25	RPI 26-50	W-L RECORDS	RPI 51-100	RPI 101-150	RPI 150+				
12- 12	1- 2	0- 2	OVERALL	1- 3	1- 0	9- 5				
4- 6	0- 1	0- 2	HOME	0- 2	1- 0	3- 1				
6- 5	1- 0	0- 0	AWAY	0- 1	0- 0	5- 4				
2- 1	0- 1	0- 0	NEUTRAL	1- 0	0- 0	1- 0				
5- 7	1- 2	0- 2	NON-CONFERENCE	1- 2	1- 0	2- 1				
1- 4	0- 1	0- 2	HOME	0- 1	1- 0	0- 0				
2- 2	1- 0	0- 0	AWAY	0- 1	0- 0	1- 1				
2- 1	0- 1	0- 0	NEUTRAL	1- 0	0- 0	1- 0				
7- 5	0- 0	0- 0	CONFERENCE	0- 1	0- 0	7- 4				
3- 2	0- 0	0- 0	HOME	0- 1	0- 0	3- 1				
4- 3	0- 0	0- 0	AWAY	0- 0	0- 0	4- 3				
0- 0	0- 0	0- 0	NEUTRAL	0- 0	0- 0	0- 0				

RPI 1-25			RPI 26-50			RPI 51-100			RPI 101+			Team's RPI: 139
RPI	S	Opponent	Score	RPI	S	Opponent	Score	RPI	S	Opponent	Score	
9	N	Mississippi St.	58 83	36	H	Marquette	47 60	53	H	IUPUI	42 54	129 H Missouri 72 64
18	A	Central Mich.	111 105	41	H	South Dakota	60 66	60	A	Marist	60 72	156 A Wright St. 68 59
19	H	DePaul	65 76					63	H	South Dakota St.	55 60	156 H Wright St. 58 70
								89	N	Syracuse	79 73	190 A Cleveland St. 74 54
												202 A Northern Ky. 43 63
												202 H Northern Ky. 65 44
												225 A Maine 60 61
												237 A Milwaukee 60 65
												237 H Milwaukee 61 48
												247 A Youngstown St. 70 63
												250 N Bowling Green 73 54
												282 A Oakland 88 93
												330 A Detroit Mercy 65 48
												341 H UIC 73 36
												350 A Chicago St. 102 46
LAST 10 Division I												
237	A	Milwaukee	60 65	341	H	UIC	73 36					
202	A	Northern Ky.	43 63	53	H	IUPUI	42 54					
156	A	Wright St.	68 59	330	A	Detroit Mercy	65 48					
190	A	Cleveland St.	74 54	282	A	Oakland	88 93					
247	A	Youngstown St.	70 63	237	H	Milwaukee	61 48					

Non-Div I Games:

Green Bay

■ Loss,
■ Non-Conf,
■ S Site,
■ H Home
■ A Away
N Neutral

Average RPI Win: 233	WON-LOST	WINNING	LAST 10	STRENGTH OF	OPP. STRENGTH	TEAM	ADJ.	CONF.	ADJ CONF.
Average RPI Loss: 164	RECORD	PCT. RANK	GAMES	SCHEDULE	OF SCHEDULE	RPI	RPI	RPI	RPI
DIV. I ONLY	13- 10	131	6-4	171	297	161	161	25	25
DIV. I NON-CONF.	4- 5	195	0	91	146	132	132	28	28
TOTALS	RPI 1-25	RPI 26-50	W-L RECORDS	RPI 51-100	RPI 101-150	RPI 150+			
13- 10	0- 0	0- 1	OVERALL	1- 1	1- 1	11- 7			
6- 5	0- 0	0- 0	HOME	0- 1	0- 1	6- 3			
5- 5	0- 0	0- 1	AWAY	1- 0	0- 0	4- 4			
2- 0	0- 0	0- 0	NEUTRAL	0- 0	1- 0	1- 0			
4- 5	0- 0	0- 1	NON-CONFERENCE	1- 1	1- 0	2- 3			
0- 3	0- 0	0- 0	HOME	0- 1	0- 0	0- 2			
2- 2	0- 0	0- 1	AWAY	1- 0	0- 0	1- 1			
2- 0	0- 0	0- 0	NEUTRAL	0- 0	1- 0	1- 0			
9- 5	0- 0	0- 0	CONFERENCE	0- 0	0- 1	9- 4			
6- 2	0- 0	0- 0	HOME	0- 0	0- 1	6- 1			
3- 3	0- 0	0- 0	AWAY	0- 0	0- 0	3- 3			
0- 0	0- 0	0- 0	NEUTRAL	0- 0	0- 0	0- 0			

RPI S	Opponent	Score	RPI S	Opponent	Score	RPI S	Opponent	Score	RPI S	Opponent	Score	Team's RPI: 161
			32 A	Old Dominion	38 75	65 A	Alabama	64 61	103 H	Campbell	31 68	
						98 H	Liberty	59 83	131 N	Richmond	69 65	
									173 H	Norfolk St.	56 77	
									180 H	Fla. Atlantic	63 64	
									191 A	Furman	65 70	
									195 A	High Point	59 74	
									195 H	High Point	77 81	
									200 N	Mt. St. Mary's	68 60	
									212 A	Gardner-Webb	59 70	
									212 H	Gardner-Webb	63 58	
									218 H	Radford	51 48	
									232 A	Chattanooga	84 55	
									234 A	UNC Asheville	76 66	
									234 H	UNC Asheville	68 59	
									256 A	Winthrop	66 72	
									256 H	Winthrop	62 48	
									260 H	Longwood	72 55	
									305 A	Presbyterian	71 42	
									333 H	USC Upstate	60 40	
									343 A	Charleston So.	64 59	
LAST 10 Division I												
256 H	Winthrop	62 48	195 H	High Point	77 81							
212 A	Gardner-Webb	59 70	343 A	Charleston So.	64 59							
195 A	High Point	59 74	333 H	USC Upstate	60 40							
234 A	UNC Asheville	76 66	103 H	Campbell	31 68							
260 H	Longwood	72 55	218 H	Radford	51 48							

Non-Div I Games:

Hampton

Hartford

Through Games Of Feb. 11, 2020

Average RPI Win:	0	WON-LOST	WINNING	LAST 10	STRENGTH OF	OPP. STRENGTH	TEAM	ADJ.	CONF.	ADJ CONF.
Average RPI Loss:	205	RECORD	PCT. RANK	GAMES	SCHEDULE	OF SCHEDULE	RPI	RPI	RPI	RPI
DIV. I ONLY	0- 24	351	0-10	259	284	349	349	27	27	
DIV. I NON-CONF.	0- 13	338	0	221	218	339	339	27	27	
TOTALS	RPI 1-25	RPI 26-50	W-L RECORDS	RPI 51-100	RPI 101-150	RPI 150+				
0- 24	0- 1	0- 0	OVERALL	0- 4	0- 4	0- 15				
0- 11	0- 0	0- 0	HOME	0- 0	0- 1	0- 10				
0- 13	0- 1	0- 0	AWAY	0- 4	0- 3	0- 5				
0- 0	0- 0	0- 0	NEUTRAL	0- 0	0- 0	0- 0				
0- 13	0- 1	0- 0	NON-CONFERENCE	0- 3	0- 4	0- 5				
0- 6	0- 0	0- 0	HOME	0- 0	0- 1	0- 5				
0- 7	0- 1	0- 0	AWAY	0- 3	0- 3	0- 0				
0- 0	0- 0	0- 0	NEUTRAL	0- 0	0- 0	0- 0				
0- 11	0- 0	0- 0	CONFERENCE	0- 1	0- 0	0- 10				
0- 5	0- 0	0- 0	HOME	0- 0	0- 0	0- 5				
0- 6	0- 0	0- 0	AWAY	0- 1	0- 0	0- 5				
0- 0	0- 0	0- 0	NEUTRAL	0- 0	0- 0	0- 0				

RPI	S	Opponent	Score	RPI	S	Opponent	Score	RPI	S	Opponent	Score	RPI	S	Opponent	Score	Team's RPI: 349
20	A	Princeton	42 73					78	A	Stony Brook	55 66	127	A	William & Mary	44 61	
								87	A	Penn	46 74	141	H	Providence	57 75	
								96	A	Michigan St.	34 79	146	A	Northeastern	47 60	
								100	A	Harvard	44 53	149	A	Massachusetts	48 74	
												179	H	Quinnipiac	50 87	
												188	H	Rhode Island	56 68	
												193	A	Binghamton	44 80	
												219	H	UMass Lowell	63 68	
												225	A	Maine	73 87	
												225	H	Maine	52 69	
												254	A	New Hampshire	71 72	
												293	A	UMBC	54 61	
												293	H	UMBC	47 56	
												304	A	Vermont	51 62	
												304	H	Vermont	53 63	
												308	H	Albany (NY)	63 68	
												316	H	Hofstra	41 43	
												329	H	NJIT	52 61	
												344	H	Central Conn. St.	54 61	
LAST 10 Division I																
304	A	Vermont	51 62	293	A	UMBC	54 61									
293	H	UMBC	47 56	304	H	Vermont	53 63									
225	H	Maine	52 69	78	A	Stony Brook	55 66									
193	A	Binghamton	44 80	219	H	UMass Lowell	63 68									
308	H	Albany (NY)	63 68	254	A	New Hampshire	71 72									

Non-Div I Games:

Hartford

■ Loss,
■ Non-Conf, S Site,
■ Home
■ Away
N Neutral

Harvard

Through Games Of Feb. 11, 2020

Average RPI Win:	184	WON-LOST	WINNING	LAST 10	STRENGTH OF	OPP. STRENGTH	TEAM	ADJ.	CONF.	ADJ CONF.
Average RPI Loss:	139	RECORD	PCT. RANK	GAMES	SCHEDULE	OF SCHEDULE	RPI	RPI	RPI	RPI
DIV. I ONLY	13- 6	63	7-3	201	103	100	100	8	8	
DIV. I NON-CONF.	9- 4	84	3-1	288	112	128	128	8	8	
TOTALS	RPI 1-25	RPI 26-50	W-L RECORDS	RPI 51-100	RPI 101-150	RPI 150+				
13- 6	0- 1	1- 1	OVERALL	1- 0	2- 1	9- 3				
8- 2	0- 1	1- 0	HOME	1- 0	1- 1	5- 0				
5- 3	0- 0	0- 1	AWAY	0- 0	1- 0	4- 2				
0- 1	0- 0	0- 0	NEUTRAL	0- 0	0- 0	0- 1				
9- 4	0- 0	0- 1	NON-CONFERENCE	0- 0	2- 1	7- 2				
4- 1	0- 0	0- 0	HOME	0- 0	1- 1	3- 0				
5- 2	0- 0	0- 1	AWAY	0- 0	1- 0	4- 1				
0- 1	0- 0	0- 0	NEUTRAL	0- 0	0- 0	0- 1				
4- 2	0- 1	1- 0	CONFERENCE	1- 0	0- 0	2- 1				
4- 1	0- 1	1- 0	HOME	1- 0	0- 0	2- 0				
0- 1	0- 0	0- 0	AWAY	0- 0	0- 0	0- 1				
0- 0	0- 0	0- 0	NEUTRAL	0- 0	0- 0	0- 0				

RPI S	Opponent	Score	RPI S	Opponent	Score	RPI S	Opponent	Score	RPI S	Opponent	Score
20	H Princeton	46 60	40	H Yale	66 57	87	H Penn	58 51	140	H California	56 53
			47	A Rutgers	46 74				146	H Northeastern	44 46
									150	A Boston U.	66 39
									171	A Northern Ill.	59 53
									179	A Quinnipiac	77 68
									180	A Fla. Atlantic	65 51
									188	H Rhode Island	61 58
									198	A Dartmouth	62 63
									198	H Dartmouth	64 49
									207	A La Salle	69 75
									211	H Brown	68 53
									215	N Saint Joseph's	39 63
									225	A Maine	69 40
									275	H Siena	68 51
									349	H Hartford	53 44
LAST 10 Division I											
211	H Brown	68 53	198	A Dartmouth	62 63						
40	H Yale	66 57	188	H Rhode Island	61 58						
20	H Princeton	46 60	180	A Fla. Atlantic	65 51						
87	H Penn	58 51	215	N Saint Joseph's	39 63						
198	H Dartmouth	64 49	225	A Maine	69 40						

Non-Div I Games:

Harvard

Loss, Non-Conf, S Site, H Home A Away N Neutral

Hawaii

Through Games Of Feb. 11, 2020

Average RPI Win:	239	WON-LOST	WINNING	LAST 10	STRENGTH OF	OPP. STRENGTH	TEAM	ADJ.	CONF.	ADJ CONF.
Average RPI Loss:	161	RECORD	PCT. RANK	GAMES	SCHEDULE	OF SCHEDULE	RPI	RPI	RPI	RPI
DIV. I ONLY	12- 10	146	7-3	213	206	178	178	28	28	
DIV. I NON-CONF.	5- 7	205	0	99	80	173	173	26	26	
TOTALS	RPI 1-25	RPI 26-50	W-L RECORDS	RPI 51-100	RPI 101-150	RPI 150+				
12- 10	0- 2	1- 0	OVERALL	0- 1	1- 2	10- 5				
7- 4	0- 1	1- 0	HOME	0- 1	0- 1	6- 1				
5- 6	0- 1	0- 0	AWAY	0- 0	1- 1	4- 4				
0- 0	0- 0	0- 0	NEUTRAL	0- 0	0- 0	0- 0				
5- 7	0- 2	1- 0	NON-CONFERENCE	0- 1	1- 2	3- 2				
3- 4	0- 1	1- 0	HOME	0- 1	0- 1	2- 1				
2- 3	0- 1	0- 0	AWAY	0- 0	1- 1	1- 1				
0- 0	0- 0	0- 0	NEUTRAL	0- 0	0- 0	0- 0				
7- 3	0- 0	0- 0	CONFERENCE	0- 0	0- 0	7- 3				
4- 0	0- 0	0- 0	HOME	0- 0	0- 0	4- 0				
3- 3	0- 0	0- 0	AWAY	0- 0	0- 0	3- 3				
0- 0	0- 0	0- 0	NEUTRAL	0- 0	0- 0	0- 0				

RPI 1-25				RPI 26-50				RPI 51-100				RPI 101+ Team's RPI: 178			
RPI	S	Opponent	Score	RPI	S	Opponent	Score	RPI	S	Opponent	Score	RPI	S	Opponent	Score
13	H	NC State	59 68	31	H	Texas	73 60	87	H	Penn	55 70	110	H	Texas Southern	57 74
14	A	Oregon St.	32 64									122	A	Idaho	52 67
												135	A	Washington	62 50
												162	A	UC Davis	49 62
												186	A	Pepperdine	52 51
												233	H	Cal St. Fullerton	79 72
												258	H	San Diego St.	61 58
												262	H	North Texas	60 66
												266	A	Long Beach St.	55 62
												266	H	Long Beach St.	68 44
												272	A	UC Santa Barbara	63 51
												281	A	LMU (CA)	51 65
												288	A	CSUN	54 58
												289	A	UC Riverside	65 59
												289	H	UC Riverside	80 57
												298	H	UTSA	62 50
												303	H	UC Irvine	94 70
												312	A	Cal Poly	59 46
LAST 10 Division I															
272	A	UC Santa Barbara	63 51	266	A	Long Beach St.	55 62								
312	A	Cal Poly	59 46	233	H	Cal St. Fullerton	79 72								
266	H	Long Beach St.	68 44	289	H	UC Riverside	80 57								
303	H	UC Irvine	94 70	162	A	UC Davis	49 62								
289	A	UC Riverside	65 59	288	A	CSUN	54 58								

Non-Div I Games: Hope Int'l 86 49

Hawaii

■ Loss,
 ■ Non-Conf, S Site,
 ■ Home
 ■ Away
 N Neutral

Average RPI Win:	269	WON-LOST	WINNING	LAST 10	STRENGTH OF	OPP. STRENGTH	TEAM	ADJ.	CONF.	ADJ CONF.
Average RPI Loss:	161	RECORD	PCT. RANK	GAMES	SCHEDULE	OF SCHEDULE	RPI	RPI	RPI	RPI
DIV. I ONLY	11- 12	189	7-3	197	324	195	195	25	25	
DIV. I NON-CONF.	2- 7	288	0	171	257	269	269	28	28	
TOTALS	RPI 1-25	RPI 26-50	W-L RECORDS	RPI 51-100	RPI 101-150	RPI 150+				
11- 12	0- 0	0- 1	OVERALL	0- 1	0- 3	11- 7				
6- 3	0- 0	0- 0	HOME	0- 0	0- 2	6- 1				
5- 9	0- 0	0- 1	AWAY	0- 1	0- 1	5- 6				
0- 0	0- 0	0- 0	NEUTRAL	0- 0	0- 0	0- 0				
2- 7	0- 0	0- 1	NON-CONFERENCE	0- 1	0- 1	2- 4				
1- 2	0- 0	0- 0	HOME	0- 0	0- 1	1- 1				
1- 5	0- 0	0- 1	AWAY	0- 1	0- 0	1- 3				
0- 0	0- 0	0- 0	NEUTRAL	0- 0	0- 0	0- 0				
9- 5	0- 0	0- 0	CONFERENCE	0- 0	0- 2	9- 3				
5- 1	0- 0	0- 0	HOME	0- 0	0- 1	5- 0				
4- 4	0- 0	0- 0	AWAY	0- 0	0- 1	4- 3				
0- 0	0- 0	0- 0	NEUTRAL	0- 0	0- 0	0- 0				































































RPI S	Opponent	Score	RPI S	Opponent	Score	RPI S	Opponent	Score	RPI S	Opponent	Score	Team's RPI: 195
37	A Duke	57 93	94	A Butler	52 74	103	A Campbell	36 73	103	H Campbell	66 68	
						124	H Davidson	63 73	151	A UNC Greensboro	70 82	
						161	A Hampton	81 77	161	H Hampton	74 59	
						173	A Norfolk St.	58 72	181	A American	48 56	
						212	A Gardner-Webb	57 70	218	H Radford	68 58	
						234	A UNC Asheville	60 76	256	A Winthrop	63 69	
						256	H Winthrop	94 61	259	H Col. of Charleston	70 79	
						260	A Longwood	76 69	268	H ETSU	80 62	
						305	H Presbyterian	60 55	320	A N.C. Central	78 58	
						333	A USC Upstate	81 45	333	H USC Upstate	85 46	
						343	A Charleston So.	84 70				
LAST 10 Division I												
103	H Campbell	66 68	161	A Hampton	81 77							
333	A USC Upstate	81 45	305	H Presbyterian	60 55							
161	H Hampton	74 59	260	A Longwood	76 69							
256	H Winthrop	94 61	343	A Charleston So.	84 70							
212	A Gardner-Webb	57 70	234	A UNC Asheville	60 76							

Non-Div I Games:

High Point

■ Loss,
 ■ Non-Conf,
 ■ S Site,
 ■ H Home
 ■ A Away
 N Neutral

Average RPI Win: 235	WON-LOST	WINNING	LAST 10	STRENGTH OF	OPP. STRENGTH	TEAM	ADJ.	CONF.	ADJ CONF.
Average RPI Loss: 177	RECORD	PCT. RANK	GAMES	SCHEDULE	OF SCHEDULE	RPI	RPI	RPI	RPI
DIV. I ONLY	3- 19	330	0-10	167	292	316	316	14	14
DIV. I NON-CONF.	3- 8	268	0	204	351	307	307	13	13
TOTALS	RPI 1-25	RPI 26-50	W-L RECORDS	RPI 51-100	RPI 101-150	RPI 150+			
3- 19	0- 0	0- 1	OVERALL	0- 3	1- 3	2- 12			
2- 9	0- 0	0- 0	HOME	0- 2	1- 2	1- 5			
1- 8	0- 0	0- 1	AWAY	0- 1	0- 1	1- 5			
0- 2	0- 0	0- 0	NEUTRAL	0- 0	0- 0	0- 2			
3- 8	0- 0	0- 0	NON-CONFERENCE	0- 1	1- 0	2- 7			
2- 3	0- 0	0- 0	HOME	0- 1	1- 0	1- 2			
1- 3	0- 0	0- 0	AWAY	0- 0	0- 0	1- 3			
0- 2	0- 0	0- 0	NEUTRAL	0- 0	0- 0	0- 2			
0- 11	0- 0	0- 1	CONFERENCE	0- 2	0- 3	0- 5			
0- 6	0- 0	0- 0	HOME	0- 1	0- 2	0- 3			
0- 5	0- 0	0- 1	AWAY	0- 1	0- 1	0- 2			
0- 0	0- 0	0- 0	NEUTRAL	0- 0	0- 0	0- 0			

RPI S	Opponent	Score	RPI S	Opponent	Score	RPI S	Opponent	Score	RPI S	Opponent	Score	Team's RPI: 316
			43  James Madison	50  92		54  Drexel	54  74		103  Campbell	58  55		
						54  Drexel	32  45		127  William & Mary	53  66		
						78  Stony Brook	38  81		134  Elon	56  69		
									146  Northeastern	51  74		
									158 N Houston	44  54		
									174 N Samford	45  65		
									183  Towson	71  84		
									187  Delaware	59  80		
									187  Delaware	67  77		
									190  Cleveland St.	51  61		
									228  Fairfield	64  73		
									253  Morgan St.	51  39		
									255  Howard	64  73		
									259  Col. of Charleston	60  63		
									263  UNCW	59  62		
									301  Sacred Heart	44  71		
									337  LIU Brooklyn	46  85		
									349  Hartford	43  41		
LAST 10 Division I												
187  Delaware	67  77	43  James Madison	50  92									
54  Drexel	32  45	134  Elon	56  69									
259  Col. of Charleston	60  63	127  William & Mary	53  66									
263  UNCW	59  62	54  Drexel	54  74									
183  Towson	71  84	187  Delaware	59  80									

Non-Div I Games:

Hofstra

 Loss,
  Non-Conf,
  S Site,
  H Home
  A Away
 N Neutral

Holy Cross

Through Games Of Feb. 11, 2020

Average RPI Win:	221	WON-LOST	WINNING	LAST 10	STRENGTH OF	OPP. STRENGTH	TEAM	ADJ.	CONF.	ADJ CONF.
Average RPI Loss:	153	RECORD	PCT. RANK	GAMES	SCHEDULE	OF SCHEDULE	RPI	RPI	RPI	RPI
DIV. I ONLY	13- 9	112	5-5	229	194	143	143	15	15	
DIV. I NON-CONF.	7- 4	100	0	250	251	113	113	16	16	
TOTALS	RPI 1-25	RPI 26-50	W-L RECORDS	RPI 51-100	RPI 101-150	RPI 150+				
13- 9	0- 0	0- 0	OVERALL	1- 2	1- 4	11- 3				
7- 2	0- 0	0- 0	HOME	1- 1	0- 1	6- 0				
6- 7	0- 0	0- 0	AWAY	0- 1	1- 3	5- 3				
0- 0	0- 0	0- 0	NEUTRAL	0- 0	0- 0	0- 0				
7- 4	0- 0	0- 0	NON-CONFERENCE	1- 0	0- 2	6- 2				
4- 0	0- 0	0- 0	HOME	1- 0	0- 0	3- 0				
3- 4	0- 0	0- 0	AWAY	0- 0	0- 2	3- 2				
0- 0	0- 0	0- 0	NEUTRAL	0- 0	0- 0	0- 0				
6- 5	0- 0	0- 0	CONFERENCE	0- 2	1- 2	5- 1				
3- 2	0- 0	0- 0	HOME	0- 1	0- 1	3- 0				
3- 3	0- 0	0- 0	AWAY	0- 1	1- 1	2- 1				
0- 0	0- 0	0- 0	NEUTRAL	0- 0	0- 0	0- 0				

RPI S	Opponent	Score	RPI S	Opponent	Score	RPI S	Opponent	Score	RPI S	Opponent	Score	Team's RPI: 143
						71	H Bucknell	40 51	113	A North Florida	60 80	
						77	H Boston College	80 71	123	A Lehigh	74 57	
						83	A Colgate	60 71	149	A Massachusetts	72 75	
									150	A Boston U.	70 76	
									150	H Boston U.	51 62	
									159	H Lafayette	57 56	
									172	A Illinois	75 78	
									181	H American	72 59	
									188	A Rhode Island	58 73	
									201	H Merrimack	68 42	
									209	A Stetson	75 63	
									211	A Brown	83 71	
									252	A Loyola Maryland	64 56	
									254	H New Hampshire	82 61	
									296	A Navy	58 49	
									296	H Navy	57 43	
									300	A Army West Point	48 61	
									301	A Sacred Heart	65 52	
									314	H Bryant	87 75	
LAST 10 Division I												
150	H Boston U.	51 62	181	H American	72 59							
83	A Colgate	60 71	300	A Army West Point	48 61							
296	H Navy	57 43	71	H Bucknell	40 51							
150	A Boston U.	70 76	159	H Lafayette	57 56							
123	A Lehigh	74 57	296	A Navy	58 49							

Non-Div I Games:

Holy Cross

Loss, Non-Conf, S Site, H Home A Away N Neutral

Average RPI Win: 218	WON-LOST	WINNING	LAST 10	STRENGTH OF	OPP. STRENGTH	TEAM	ADJ.	CONF.	ADJ CONF.
Average RPI Loss: 105	RECORD	PCT. RANK	GAMES	SCHEDULE	OF SCHEDULE	RPI	RPI	RPI	RPI
DIV. I ONLY	12- 12	173	5-5	141	88	158	158	9	9
DIV. I NON-CONF.	7- 7	164	0	179	109	179	179	9	9
<hr/>									
TOTALS	RPI 1-25	RPI 26-50	W-L RECORDS	RPI 51-100	RPI 101-150	RPI 150+			
12- 12	0- 3	1- 0	OVERALL	0- 6	2- 0	9- 3			
9- 2	0- 1	1- 0	HOME	0- 1	1- 0	7- 0			
1- 8	0- 2	0- 0	AWAY	0- 4	1- 0	0- 2			
2- 2	0- 0	0- 0	NEUTRAL	0- 1	0- 0	2- 1			
7- 7	0- 2	1- 0	NON-CONFERENCE	0- 3	0- 0	6- 2			
5- 1	0- 1	1- 0	HOME	0- 0	0- 0	4- 0			
0- 4	0- 1	0- 0	AWAY	0- 2	0- 0	0- 1			
2- 2	0- 0	0- 0	NEUTRAL	0- 1	0- 0	2- 1			
5- 5	0- 1	0- 0	CONFERENCE	0- 3	2- 0	3- 1			
4- 1	0- 0	0- 0	HOME	0- 1	1- 0	3- 0			
1- 4	0- 1	0- 0	AWAY	0- 2	1- 0	0- 1			
0- 0	0- 0	0- 0	NEUTRAL	0- 0	0- 0	0- 0			

RPI 1-25				RPI 26-50				RPI 51-100				RPI 101+ Team's RPI: 158			
RPI	S	Opponent	Score	RPI	S	Opponent	Score	RPI	S	Opponent	Score	RPI	S	Opponent	Score
6	A	UConn	51 91	45	H	Oklahoma	85 69	67	A	South Fla.	45 74	144	A	Tulane	66 60
17	A	Texas A&M	43 72					73	H	Temple	58 61	148	H	Wichita St.	64 56
25	H	FGCU	45 57					80	A	Cincinnati	66 85	166	H	Memphis	75 65
								88	A	Georgia Tech	38 69	196	A	New Mexico	71 81
								89	N	Syracuse	62 87	221	H	Southern Miss.	75 60
								97	A	Fordham	54 63	223	H	Southeastern La.	78 65
												231	H	SMU	55 53
												240	H	Louisiana Tech	67 53
												243	N	San Francisco	57 80
												274	A	East Carolina	50 53
												274	H	East Carolina	72 63
												290	N	California Baptist	96 75
												316	N	Hofstra	54 44
												323	H	Houston Baptist	82 60
<hr/>															
LAST 10 Division I															
274	A	East Carolina	50 53	80	A	Cincinnati	66 85								
231	H	SMU	55 53	274	H	East Carolina	72 63								
144	A	Tulane	66 60	6	A	UConn	51 91								
67	A	South Fla.	45 74	73	H	Temple	58 61								
148	H	Wichita St.	64 56	166	H	Memphis	75 65								

Non-Div I Games:

Houston

■ Loss,
 ■ Non-Conf,
 ■ S Site,
 ■ H Home
 ■ A Away
 N Neutral

Houston Baptist

Through Games Of Feb. 11, 2020

Average RPI Win:	280	WON-LOST	WINNING	LAST 10	STRENGTH OF	OPP. STRENGTH	TEAM	ADJ.	CONF.	ADJ CONF.
Average RPI Loss:	199	RECORD	PCT. RANK	GAMES	SCHEDULE	OF SCHEDULE	RPI	RPI	RPI	RPI
DIV. I ONLY	3- 16	324	1-9	288	300	323	323	23	23	
DIV. I NON-CONF.	2- 5	259	0	118	293	185	185	22	22	
TOTALS	RPI 1-25	RPI 26-50	W-L RECORDS	RPI 51-100	RPI 101-150	RPI 150+				
3- 16	0- 1	0- 0	OVERALL	0- 0	0- 3	3- 12				
0- 7	0- 0	0- 0	HOME	0- 0	0- 2	0- 5				
3- 9	0- 1	0- 0	AWAY	0- 0	0- 1	3- 7				
0- 0	0- 0	0- 0	NEUTRAL	0- 0	0- 0	0- 0				
2- 5	0- 1	0- 0	NON-CONFERENCE	0- 0	0- 1	2- 3				
0- 1	0- 0	0- 0	HOME	0- 0	0- 0	0- 1				
2- 4	0- 1	0- 0	AWAY	0- 0	0- 1	2- 2				
0- 0	0- 0	0- 0	NEUTRAL	0- 0	0- 0	0- 0				
1- 11	0- 0	0- 0	CONFERENCE	0- 0	0- 2	1- 9				
0- 6	0- 0	0- 0	HOME	0- 0	0- 2	0- 4				
1- 5	0- 0	0- 0	AWAY	0- 0	0- 0	1- 5				
0- 0	0- 0	0- 0	NEUTRAL	0- 0	0- 0	0- 0				

RPI	S	Opponent	Score	RPI	S	Opponent	Score	RPI	S	Opponent	Score	RPI	S	Opponent	Score	Team's RPI: 323
8	A	Baylor	42	112								106	H	SFA	42	59
												116	H	A&M-Corpus Christi	65	75
												148	A	Wichita St.	42	59
												157	A	Texas Tech	51	59
												158	A	Houston	60	82
												169	A	New Orleans	84	88
												170	H	Sam Houston St.	69	97
												185	H	Northern Ariz.	62	79
												208	A	Oral Roberts	74	73
												216	A	Central Ark.	39	63
												223	H	Southeastern La.	59	69
												229	A	Lamar University	53	60
												285	A	Incarnate Word	60	55
												295	H	Nicholls St.	78	84
												332	A	Northwestern St.	60	69
												332	H	Northwestern St.	46	54
												335	A	McNeese	72	88
												347	A	La.-Monroe	72	65
LAST 10 Division I																
332	H	Northwestern St.	46	54	295	H	Nicholls St.	78	84							
169	A	New Orleans	84	88	170	H	Sam Houston St.	69	97							
116	H	A&M-Corpus Christi	65	75	229	A	Lamar University	53	60							
285	A	Incarnate Word	60	55	332	A	Northwestern St.	60	69							
335	A	McNeese	72	88	216	A	Central Ark.	39	63							

Non-Div I Games: LSU-Shreveport 67 44 Paul Quinn 63 34

Houston Baptist

Loss, Non-Conf, S Site, H Home A Away N Neutral

Average RPI Win:	309	WON-LOST	WINNING	LAST 10	STRENGTH OF	OPP. STRENGTH	TEAM	ADJ.	CONF.	ADJ CONF.
Average RPI Loss:	144	RECORD	PCT. RANK	GAMES	SCHEDULE	OF SCHEDULE	RPI	RPI	RPI	RPI
DIV. I ONLY	14- 10	120	5-5	349	285	255	255	29	29	
DIV. I NON-CONF.	8- 5	117	0	315	202	189	189	29	29	
TOTALS	RPI 1-25	RPI 26-50	W-L RECORDS	RPI 51-100	RPI 101-150	RPI 150+				
14- 10	0- 0	0- 1	OVERALL	0- 2	0- 3	14- 4				
6- 4	0- 0	0- 0	HOME	0- 0	0- 1	6- 3				
8- 4	0- 0	0- 1	AWAY	0- 1	0- 1	8- 1				
0- 2	0- 0	0- 0	NEUTRAL	0- 1	0- 1	0- 0				
8- 5	0- 0	0- 1	NON-CONFERENCE	0- 2	0- 1	8- 1				
3- 1	0- 0	0- 0	HOME	0- 0	0- 0	3- 1				
5- 2	0- 0	0- 1	AWAY	0- 1	0- 0	5- 0				
0- 2	0- 0	0- 0	NEUTRAL	0- 1	0- 1	0- 0				
6- 5	0- 0	0- 0	CONFERENCE	0- 0	0- 2	6- 3				
3- 3	0- 0	0- 0	HOME	0- 0	0- 1	3- 2				
3- 2	0- 0	0- 0	AWAY	0- 0	0- 1	3- 1				
0- 0	0- 0	0- 0	NEUTRAL	0- 0	0- 0	0- 0				

RPI S	Opponent	Score	RPI S	Opponent	Score	RPI S	Opponent	Score	RPI S	Opponent	Score	Team's RPI: 255
48	A Tennessee	38 88	67	A South Fla.	53 82	114	A Bethune-Cookman	59 88	114	H Bethune-Cookman	59 75	
			71	N Bucknell	60 70	135	N Washington	58 75	173	H Norfolk St.	80 83	
						207	H La Salle	62 78	226	A George Mason	86 75	
						252	A Loyola Maryland	75 69	253	A Morgan St.	67 74	
						253	H Morgan St.	52 68	269	H Niagara	91 42	
						274	A East Carolina	67 51	293	A UMBC	72 61	
						316	A Hofstra	73 64	319	A UMES	79 58	
						325	H Fairleigh Dickinson	64 56	326	H Saint Peter's	92 80	
						342	A Coppin St.	66 54	342	H Coppin St.	64 52	
						345	A Florida A&M	82 56	345	H Florida A&M	72 58	
						348	H South Carolina St.	78 47				
LAST 10 Division I												
114	A Bethune-Cookman	59 88	345	H Florida A&M	72 58							
345	A Florida A&M	82 56	253	A Morgan St.	67 74							
342	H Coppin St.	64 52	348	H South Carolina St.	78 47							
253	H Morgan St.	52 68	173	H Norfolk St.	80 83							
342	A Coppin St.	66 54	114	H Bethune-Cookman	59 75							

Non-Div I Games:

Howard

■ Loss,
 ■ Non-Conf,
 ■ S Site,
 ■ H Home
 ■ A Away
 N Neutral

Average RPI Win:	209	WON-LOST	WINNING	LAST 10	STRENGTH OF	OPP. STRENGTH	TEAM	ADJ.	CONF.	ADJ CONF.
Average RPI Loss:	97	RECORD	PCT. RANK	GAMES	SCHEDULE	OF SCHEDULE	RPI	RPI	RPI	RPI
DIV. I ONLY	17- 6	45	10-0	147	191	53	53	22	22	
DIV. I NON-CONF.	5- 5	164	0	46	20	65	65	20	20	
TOTALS	RPI 1-25	RPI 26-50	W-L RECORDS	RPI 51-100	RPI 101-150	RPI 150+				
17- 6	0- 0	0- 1	OVERALL	3- 4	2- 0	12- 1				
9- 0	0- 0	0- 0	HOME	2- 0	0- 0	7- 0				
6- 6	0- 0	0- 1	AWAY	0- 4	1- 0	5- 1				
2- 0	0- 0	0- 0	NEUTRAL	1- 0	1- 0	0- 0				
5- 5	0- 0	0- 1	NON-CONFERENCE	3- 4	1- 0	1- 0				
3- 0	0- 0	0- 0	HOME	2- 0	0- 0	1- 0				
0- 5	0- 0	0- 1	AWAY	0- 4	0- 0	0- 0				
2- 0	0- 0	0- 0	NEUTRAL	1- 0	1- 0	0- 0				
12- 1	0- 0	0- 0	CONFERENCE	0- 0	1- 0	11- 1				
6- 0	0- 0	0- 0	HOME	0- 0	0- 0	6- 0				
6- 1	0- 0	0- 0	AWAY	0- 0	1- 0	5- 1				
0- 0	0- 0	0- 0	NEUTRAL	0- 0	0- 0	0- 0				

RPI S	Opponent	Score	RPI S	Opponent	Score	RPI S	Opponent	Score	RPI S	Opponent	Score
46	A UNI	50 51	51	A Ohio	64 70	134	N Elon	59 53	139	A Green Bay	54 42
			61	N St. John's (NY)	85 78	156	H Wright St.	80 60	190	A Cleveland St.	78 53
			69	A UT Martin	51 57	190	H Cleveland St.	58 48	202	H Northern Ky.	89 61
			72	H Ball St.	65 48	237	A Milwaukee	75 52	247	A Youngstown St.	73 75
			74	A Miami (FL)	65 74	247	H Youngstown St.	77 69	270	H Eastern Ky.	72 42
			85	H Southern Ill.	81 78	282	A Oakland	89 63	282	H Oakland	76 41
			94	A Butler	61 64	330	A Detroit Mercy	95 54	330	H Detroit Mercy	82 45
						341	A UIC	88 49			
LAST 10 Division I											
282	A Oakland	89 63	237	A Milwaukee	75 52						
330	A Detroit Mercy	95 54	139	A Green Bay	54 42						
247	H Youngstown St.	77 69	156	H Wright St.	80 60						
190	H Cleveland St.	58 48	202	H Northern Ky.	89 61						
341	A UIC	88 49	330	H Detroit Mercy	82 45						

Non-Div I Games: Ind.-Northwest 103 45

IUPUI

■ Loss,
 ■ Non-Conf,
 ■ S Site,
 ■ Home
 ■ A Away
 N Neutral

I
d
a
h
o

I
d
a
h
o

Idaho

Page 117

RPI 1-25				RPI 26-50				RPI 51-100				RPI 101+				Team's RPI: 199	
RPI	S	Opponent	Score	RPI	S	Opponent	Score	RPI	S	Opponent	Score	RPI	S	Opponent	Score		
				28	A	Arizona St.	69 74	91	A	Montana St.	59 67	122	A	Idaho	56 62		
				37	A	Duke	66 85					168	A	Southern Utah	65 72		
				44	A	Oklahoma St.	52 70					168	H	Southern Utah	73 54		
												175	A	Montana	67 53		
												185	A	Northern Ariz.	79 76		
												185	H	Northern Ariz.	59 70		
												206	H	Portland St.	64 69		
												213	H	Northern Colo.	59 39		
												277	A	Utah St.	61 69		
												290	H	California Baptist	68 74		
												307	A	Eastern Wash.	67 47		
												309	A	Sacramento St.	75 51		
												309	H	Sacramento St.	80 62		
												310	H	Seattle U	73 48		
												318	A	Weber St.	65 54		
												324	A	Utah Valley	88 61		
LAST 10 Division I																	
				309	A	Sacramento St.	75 51	175	A	Montana	67 53						
				185	A	Northern Ariz.	79 76	206	H	Portland St.	64 69						
				168	H	Southern Utah	73 54	318	A	Weber St.	65 54						
				213	H	Northern Colo.	59 39	185	H	Northern Ariz.	59 70						
				91	A	Montana St.	59 67	168	A	Southern Utah	65 72						

Non-Div I Games:	Arizona Christian	93	36	Montana Tech	83	57
------------------	-------------------	----	----	--------------	----	----

Page 118

Average RPI Win:	232	WON-LOST	WINNING	LAST 10	STRENGTH OF	OPP. STRENGTH	TEAM	ADJ.	CONF.	ADJ CONF.
Average RPI Loss:	43	RECORD	PCT. RANK	GAMES	SCHEDULE	OF SCHEDULE	RPI	RPI	RPI	RPI
DIV. I ONLY	11- 12	189	2-8	113	60	172	172	2	2	
DIV. I NON-CONF.	9- 2	37	0	332	287	165	165	2	2	
TOTALS	RPI 1-25	RPI 26-50	W-L RECORDS	RPI 51-100	RPI 101-150	RPI 150+				
11- 12	0- 4	0- 5	OVERALL	1- 2	2- 1	8- 0				
9- 6	0- 2	0- 2	HOME	1- 1	1- 1	7- 0				
2- 6	0- 2	0- 3	AWAY	0- 1	1- 0	1- 0				
0- 0	0- 0	0- 0	NEUTRAL	0- 0	0- 0	0- 0				
9- 2	0- 0	0- 0	NON-CONFERENCE	0- 2	2- 0	7- 0				
8- 1	0- 0	0- 0	HOME	0- 1	1- 0	7- 0				
1- 1	0- 0	0- 0	AWAY	0- 1	1- 0	0- 0				
0- 0	0- 0	0- 0	NEUTRAL	0- 0	0- 0	0- 0				
2- 10	0- 4	0- 5	CONFERENCE	1- 0	0- 1	1- 0				
1- 5	0- 2	0- 2	HOME	1- 0	0- 1	0- 0				
1- 5	0- 2	0- 3	AWAY	0- 0	0- 0	1- 0				
0- 0	0- 0	0- 0	NEUTRAL	0- 0	0- 0	0- 0				

RPI S	Opponent	Score	RPI S	Opponent	Score	RPI S	Opponent	Score	RPI S	Opponent	Score	Team's RPI: 172
3	H Maryland	60 79	26	A Ohio St.	47 77	57	H Minnesota	74 71	129	A Missouri	58 51	
7	A Iowa	72 108	26	H Ohio St.	58 78	79	H Illinois St.	58 74	130	H Wisconsin	64 73	
15	A Indiana	42 83	39	A Purdue	67 81	81	A North Carolina	60 85	143	H Holy Cross	78 75	
16	H Northwestern	50 77	47	A Rutgers	41 72				192	H Austin Peay	76 62	
			47	H Rutgers	51 75				201	H Merrimack	75 72	
									205	A Penn St.	70 66	
									305	H Presbyterian	71 52	
									314	H Bryant	69 55	
									327	H Evansville	59 44	
									334	H Ark.-Pine Bluff	65 50	
									350	H Chicago St.	96 66	
LAST 10 Division I												
205	A Penn St.	70 66	26	A Ohio St.	47 77							
26	H Ohio St.	58 78	39	A Purdue	67 81							
130	H Wisconsin	64 73	57	H Minnesota	74 71							
47	A Rutgers	41 72	47	H Rutgers	51 75							
3	H Maryland	60 79	15	A Indiana	42 83							

Non-Div I Games:

Illinois

Average RPI Win:	188	WON-LOST	WINNING	LAST 10	STRENGTH OF	OPP. STRENGTH	TEAM	ADJ.	CONF.	ADJ CONF.
Average RPI Loss:	72	RECORD	PCT. RANK	GAMES	SCHEDULE	OF SCHEDULE	RPI	RPI	RPI	RPI
DIV. I ONLY	12- 8	110	5-5	75	122	79	79	7	7	
DIV. I NON-CONF.	7- 3	80	0	132	217	61	61	7	7	
TOTALS	RPI 1-25	RPI 26-50	W-L RECORDS	RPI 51-100	RPI 101-150	RPI 150+				
12- 8	0- 1	1- 4	OVERALL	2- 1	0- 1	9- 1				
8- 2	0- 0	1- 2	HOME	1- 0	0- 0	6- 0				
4- 6	0- 1	0- 2	AWAY	1- 1	0- 1	3- 1				
0- 0	0- 0	0- 0	NEUTRAL	0- 0	0- 0	0- 0				
7- 3	0- 0	0- 1	NON-CONFERENCE	1- 1	0- 0	6- 1				
5- 0	0- 0	0- 0	HOME	1- 0	0- 0	4- 0				
2- 3	0- 0	0- 1	AWAY	0- 1	0- 0	2- 1				
0- 0	0- 0	0- 0	NEUTRAL	0- 0	0- 0	0- 0				
5- 5	0- 1	1- 3	CONFERENCE	1- 0	0- 1	3- 0				
3- 2	0- 0	1- 2	HOME	0- 0	0- 0	2- 0				
2- 3	0- 1	0- 1	AWAY	1- 0	0- 1	1- 0				
0- 0	0- 0	0- 0	NEUTRAL	0- 0	0- 0	0- 0				

RPI 1-25				RPI 26-50				RPI 51-100				Team's RPI: 79		RPI 101+			
RPI	S	Opponent	Score	RPI	S	Opponent	Score	RPI	S	Opponent	Score			RPI	S	Opponent	Score
4	A	Missouri St.	74 87	29	H	Drake	67 69	69	H	UT Martin	70 47			137	A	Loyola Chicago	64 69
				36	A	Marquette	41 58	85	A	Southern Ill.	62 54			152	H	Jackson St.	77 55
				42	A	Bradley	61 76	90	A	Saint Louis	56 61			171	H	Northern Ill.	69 66
				42	H	Bradley	62 66							172	A	Illinois	74 58
				46	H	UNI	65 57							184	A	Valparaiso	72 60
														192	A	Austin Peay	72 77
														210	H	Western Ill.	78 65
														214	A	North Dakota	66 58
														283	H	Indiana St.	83 69
														327	H	Evansville	81 58
														338	H	SIUE	74 53
LAST 10 Division I																	
				42	H	Bradley	62 66					137	A	Loyola Chicago	64 69		
				4	A	Missouri St.	74 87					184	A	Valparaiso	72 60		
				85	A	Southern Ill.	62 54					42	A	Bradley	61 76		
				46	H	UNI	65 57					327	H	Evansville	81 58		
				29	H	Drake	67 69					283	H	Indiana St.	83 69		

Non-Div I Games: Truman 87 60

Illinois St.

Average RPI Win:	245	WON-LOST	WINNING	LAST 10	STRENGTH OF	OPP. STRENGTH	TEAM	ADJ.	CONF.	ADJ CONF.
Average RPI Loss:	194	RECORD	PCT. RANK	GAMES	SCHEDULE	OF SCHEDULE	RPI	RPI	RPI	RPI
DIV. I ONLY	6- 11	259	5-5	303	250	285	285	23	23	
DIV. I NON-CONF.	0- 5	338	0	317	115	348	348	22	22	
TOTALS	RPI 1-25	RPI 26-50	W-L RECORDS	RPI 51-100	RPI 101-150	RPI 150+				
6- 11	0- 0	0- 0	OVERALL	0- 1	1- 3	5- 7				
2- 5	0- 0	0- 0	HOME	0- 0	0- 1	2- 4				
4- 6	0- 0	0- 0	AWAY	0- 1	1- 2	3- 3				
0- 0	0- 0	0- 0	NEUTRAL	0- 0	0- 0	0- 0				
0- 5	0- 0	0- 0	NON-CONFERENCE	0- 1	0- 1	0- 3				
0- 1	0- 0	0- 0	HOME	0- 0	0- 0	0- 1				
0- 4	0- 0	0- 0	AWAY	0- 1	0- 1	0- 2				
0- 0	0- 0	0- 0	NEUTRAL	0- 0	0- 0	0- 0				
6- 6	0- 0	0- 0	CONFERENCE	0- 0	1- 2	5- 4				
2- 4	0- 0	0- 0	HOME	0- 0	0- 1	2- 3				
4- 2	0- 0	0- 0	AWAY	0- 0	1- 1	3- 1				
0- 0	0- 0	0- 0	NEUTRAL	0- 0	0- 0	0- 0				

RPI S	Opponent	Score	RPI S	Opponent	Score	RPI S	Opponent	Score	RPI S	Opponent	Score	Team's RPI: 285
						51	A Ohio	41 78	102	A Kansas St.	41 85	
									106	A SFA	45 67	
									110	A Abilene Christian	71 70	
									116	H A&M-Corpus Christi	38 64	
									169	H New Orleans	55 67	
									170	A Sam Houston St.	77 74	
									216	H Central Ark.	37 47	
									223	A Southeastern La.	44 58	
									229	A Lamar University	67 48	
									258	H San Diego St.	48 57	
									267	A Colorado St.	47 75	
									295	H Nicholls St.	53 51	
									298	A UTSA	56 63	
									323	H Houston Baptist	55 60	
									332	A Northwestern St.	69 67	
									335	H McNeese	73 56	
LAST 10 Division I												
223	A	Southeastern La.	44	58	229	A	Lamar University	67	48			
170	A	Sam Houston St.	77	74	106	A	SFA	45	67			
110	A	Abilene Christian	71	70	335	H	McNeese	73	56			
323	H	Houston Baptist	55	60	169	H	New Orleans	55	67			
116	H	A&M-Corpus Christi	38	64	332	A	Northwestern St.	69	67			

Non-Div I Games: Schreiner 70 35 Tex. A&M Int'l 55 38 Paul Quinn 79 62 UNKNOWN 74 52 Incarnate Word

Average RPI Win:	119	WON-LOST	WINNING	LAST 10	STRENGTH OF	OPP. STRENGTH	TEAM	ADJ.	CONF.	ADJ CONF.
Average RPI Loss:	7	RECORD	PCT. RANK	GAMES	SCHEDULE	OF SCHEDULE	RPI	RPI	RPI	RPI
DIV. I ONLY	19- 6	41	6-4	9	12	15	15	2	2	
DIV. I NON-CONF.	10- 2	29	0	14	36	10	10	2	2	
TOTALS	RPI 1-25	RPI 26-50	W-L RECORDS	RPI 51-100	RPI 101-150	RPI 150+				
19- 6	1- 6	3- 0	OVERALL	6- 0	3- 0	6- 0				
10- 3	0- 3	1- 0	HOME	2- 0	2- 0	5- 0				
7- 2	0- 2	2- 0	AWAY	3- 0	1- 0	1- 0				
2- 1	1- 1	0- 0	NEUTRAL	1- 0	0- 0	0- 0				
10- 2	1- 2	0- 0	NON-CONFERENCE	3- 0	2- 0	4- 0				
5- 1	0- 1	0- 0	HOME	0- 0	1- 0	4- 0				
3- 0	0- 0	0- 0	AWAY	2- 0	1- 0	0- 0				
2- 1	1- 1	0- 0	NEUTRAL	1- 0	0- 0	0- 0				
9- 4	0- 4	3- 0	CONFERENCE	3- 0	1- 0	2- 0				
5- 2	0- 2	1- 0	HOME	2- 0	1- 0	1- 0				
4- 2	0- 2	2- 0	AWAY	1- 0	0- 0	1- 0				
0- 0	0- 0	0- 0	NEUTRAL	0- 0	0- 0	0- 0				

RPI	S	Opponent	Score	RPI	S	Opponent	Score	RPI	S	Opponent	Score	RPI	S	Opponent	Score
1	N	South Carolina	71 57	39	A	Purdue	66 54	57	H	Minnesota	65 52	113	H	North Florida	72 45
3	A	Maryland	62 76	39	H	Purdue	66 48	74	A	Miami (FL)	58 45	130	H	Wisconsin	75 65
3	H	Maryland	69 79	47	A	Rutgers	66 56	75	A	Nebraska	57 53	133	A	Florida	73 49
5	H	UCLA	58 68					93	N	Washington St.	78 44	152	H	Jackson St.	91 51
7	A	Iowa	85 91					94	A	Butler	64 53	172	H	Illinois	83 42
8	N	Baylor	62 77					96	H	Michigan St.	79 67	200	H	Mt. St. Mary's	75 52
16	H	Northwestern	69 71									205	A	Penn St.	76 60
												247	H	Youngstown St.	93 56
												295	H	Nicholls St.	111 47
LAST 10 Division I															
75	A	Nebraska	57 53	205	A	Penn St.	76 60								
3	H	Maryland	69 79	3	A	Maryland	62 76								
39	A	Purdue	66 54	16	H	Northwestern	69 71								
130	H	Wisconsin	75 65	7	A	Iowa	85 91								
57	H	Minnesota	65 52	39	H	Purdue	66 48								

Non-Div I Games:

Indiana

■ Loss,
 ■ Non-Conf, S Site,
 ■ Home
 ■ Away
 N Neutral

Average RPI Win:	297	WON-LOST	WINNING	LAST 10	STRENGTH OF	OPP. STRENGTH	TEAM	ADJ.	CONF.	ADJ CONF.
Average RPI Loss:	131	RECORD	PCT. RANK	GAMES	SCHEDULE	OF SCHEDULE	RPI	RPI	RPI	RPI
DIV. I ONLY	3- 20	336	1-9	91	181	283	283	7	7	
DIV. I NON-CONF.	2- 10	313	0	199	312	297	297	7	7	
TOTALS	RPI 1-25	RPI 26-50	W-L RECORDS	RPI 51-100	RPI 101-150	RPI 150+				
3- 20	0- 1	0- 3	OVERALL	0- 4	0- 5	3- 7				
1- 8	0- 1	0- 0	HOME	0- 2	0- 2	1- 3				
2- 11	0- 0	0- 3	AWAY	0- 2	0- 3	2- 3				
0- 1	0- 0	0- 0	NEUTRAL	0- 0	0- 0	0- 1				
2- 10	0- 0	0- 0	NON-CONFERENCE	0- 2	0- 3	2- 5				
0- 4	0- 0	0- 0	HOME	0- 1	0- 1	0- 2				
2- 5	0- 0	0- 0	AWAY	0- 1	0- 2	2- 2				
0- 1	0- 0	0- 0	NEUTRAL	0- 0	0- 0	0- 1				
1- 10	0- 1	0- 3	CONFERENCE	0- 2	0- 2	1- 2				
1- 4	0- 1	0- 0	HOME	0- 1	0- 1	1- 1				
0- 6	0- 0	0- 3	AWAY	0- 1	0- 1	0- 1				
0- 0	0- 0	0- 0	NEUTRAL	0- 0	0- 0	0- 0				

RPI 1-25				RPI 26-50				RPI 51-100				RPI 101+ Team's RPI: 283			
RPI	S	Opponent	Score	RPI	S	Opponent	Score	RPI	S	Opponent	Score	RPI	S	Opponent	Score
4	H	Missouri St.	55 76	29	A	Drake	65 105	66	A	Colorado	46 59	105	A	Pacific	66 83
				42	A	Bradley	75 91	79	A	Illinois St.	69 83	119	A	Kansas	72 84
				46	A	UNI	43 73	85	H	Southern Ill.	55 78	128	H	Southeast Mo. St.	58 68
								90	H	Saint Louis	53 55	137	A	Loyola Chicago	55 65
												137	H	Loyola Chicago	51 58
												184	A	Valparaiso	45 61
												184	H	Valparaiso	56 75
												202	H	Northern Ky.	68 70
												210	A	Western Ill.	72 83
												224	A	Eastern Ill.	59 57
												241	A	Murray St.	62 70
												245	H	Marshall	60 72
												288	N	CSUN	59 67
												327	H	Evansville	68 58
												341	A	UIC	61 40
LAST 10 Division I															
184	A	Valparaiso	45 61	46	A	UNI	43 73								
137	A	Loyola Chicago	55 65	29	A	Drake	65 105								
327	H	Evansville	68 58	137	H	Loyola Chicago	51 58								
85	H	Southern Ill.	55 78	184	H	Valparaiso	56 75								
4	H	Missouri St.	55 76	42	A	Bradley	75 91								

Non-Div I Games:

Indiana St.

Average RPI Win:	274	WON-LOST	WINNING	LAST 10	STRENGTH OF	OPP. STRENGTH	TEAM	ADJ.	CONF.	ADJ CONF.
Average RPI Loss:	144	RECORD	PCT. RANK	GAMES	SCHEDULE	OF SCHEDULE	RPI	RPI	RPI	RPI
DIV. I ONLY	6- 15	289	4-6	122	254	244	244	24	24	
DIV. I NON-CONF.	1- 8	322	0	13	204	208	208	25	25	
TOTALS	RPI 1-25	RPI 26-50	W-L RECORDS	RPI 51-100	RPI 101-150	RPI 150+				
6- 15	0- 1	0- 0	OVERALL	0- 4	0- 4	6- 6				
1- 9	0- 0	0- 0	HOME	0- 2	0- 3	1- 4				
5- 4	0- 1	0- 0	AWAY	0- 2	0- 0	5- 1				
0- 2	0- 0	0- 0	NEUTRAL	0- 0	0- 1	0- 1				
1- 8	0- 1	0- 0	NON-CONFERENCE	0- 3	0- 3	1- 1				
0- 3	0- 0	0- 0	HOME	0- 1	0- 2	0- 0				
1- 3	0- 1	0- 0	AWAY	0- 2	0- 0	1- 0				
0- 2	0- 0	0- 0	NEUTRAL	0- 0	0- 1	0- 1				
5- 7	0- 0	0- 0	CONFERENCE	0- 1	0- 1	5- 5				
1- 6	0- 0	0- 0	HOME	0- 1	0- 1	1- 4				
4- 1	0- 0	0- 0	AWAY	0- 0	0- 0	4- 1				
0- 0	0- 0	0- 0	NEUTRAL	0- 0	0- 0	0- 0				

RPI S	Opponent	Score	RPI S	Opponent	Score	RPI S	Opponent	Score	RPI S	Opponent	Score	Team's RPI: 244
18	A Central Mich.	50 70				60	H Marist	56 73	101	H Duquesne	74 76	
						68	H Seton Hall	37 89	107	H Rider	37 81	
						78	A Stony Brook	40 59	135	N Washington	34 65	
						87	A Penn	42 74	149	H Massachusetts	51 65	
									179	A Quinnipiac	75 71	
									179	H Quinnipiac	63 67	
									183	N Towson	58 75	
									228	H Fairfield	40 52	
									230	A Manhattan	32 54	
									256	A Winthrop	68 61	
									269	A Niagara	70 58	
									269	H Niagara	57 63	
									273	A Monmouth	36 33	
									273	H Monmouth	50 56	
									326	H Saint Peter's	69 59	
									339	A Canisius	60 57	
LAST 10 Division I												
273	H Monmouth	50 56	230	A Manhattan	32 54							
269	A Niagara	70 58	326	H Saint Peter's	69 59							
339	A Canisius	60 57	228	H Fairfield	40 52							
60	H Marist	56 73	269	H Niagara	57 63							
179	H Quinnipiac	63 67	273	A Monmouth	36 33							

Non-Div I Games:

Iona

■ Loss,
 ■ Non-Conf,
 S Site,
 ■ Home
 ■ Away
 N Neutral

Average RPI Win:	102	WON-LOST	WINNING	LAST 10	STRENGTH OF	OPP. STRENGTH	TEAM	ADJ.	CONF.	ADJ CONF.
Average RPI Loss:	73	RECORD	PCT. RANK	GAMES	SCHEDULE	OF SCHEDULE	RPI	RPI	RPI	RPI
DIV. I ONLY	20- 4	21	9-1	22	14	7	7	2	2	
DIV. I NON-CONF.	9- 2	37	0	57	64	18	18	2	2	
TOTALS	RPI 1-25	RPI 26-50	W-L RECORDS	RPI 51-100	RPI 101-150	RPI 150+				
20- 4	4- 0	4- 2	OVERALL	4- 1	1- 1	7- 0				
12- 0	3- 0	2- 0	HOME	2- 0	0- 0	5- 0				
6- 3	1- 0	2- 2	AWAY	1- 1	1- 0	1- 0				
2- 1	0- 0	0- 0	NEUTRAL	1- 0	0- 1	1- 0				
9- 2	1- 0	2- 1	NON-CONFERENCE	1- 0	0- 1	5- 0				
6- 0	1- 0	1- 0	HOME	0- 0	0- 0	4- 0				
1- 1	0- 0	1- 1	AWAY	0- 0	0- 0	0- 0				
2- 1	0- 0	0- 0	NEUTRAL	1- 0	0- 1	1- 0				
11- 2	3- 0	2- 1	CONFERENCE	3- 1	1- 0	2- 0				
6- 0	2- 0	1- 0	HOME	2- 0	0- 0	1- 0				
5- 2	1- 0	1- 1	AWAY	1- 1	1- 0	1- 0				
0- 0	0- 0	0- 0	NEUTRAL	0- 0	0- 0	0- 0				

RPI	S	Opponent	Score
3	H	Maryland	66 61
15	H	Indiana	91 85
16	A	Northwestern	77 51
20	H	Princeton	77 75

RPI	S	Opponent	Score
26	H	Ohio St.	77 68
29	H	Drake	79 67
34	A	Michigan	63 78
39	A	Purdue	83 71
46	A	UNI	66 88
49	A	Iowa St.	75 69

RPI	S	Opponent	Score
57	A	Minnesota	76 75
75	A	Nebraska	69 78
75	H	Nebraska	76 60
80	N	Cincinnati	69 61
96	H	Michigan St.	74 57

RPI	S	Opponent	Score
130	A	Wisconsin	85 78
135	N	Washington	63 70
154	H	North Ala.	86 81
172	H	Illinois	108 72
180	H	Fla. Atlantic	85 53
183	N	Towson	100 72
197	H	Clemson	74 60
205	A	Penn St.	77 66
320	H	N.C. Central	102 50

LAST 10 Division I

39	A	Purdue	83 71	26	H	Ohio St.	77 68
75	H	Nebraska	76 60	130	A	Wisconsin	85 78
34	A	Michigan	63 78	57	A	Minnesota	76 75
205	A	Penn St.	77 66	15	H	Indiana	91 85
96	H	Michigan St.	74 57	3	H	Maryland	66 61

Non-Div I Games:

Iowa

■ Loss,
 ■ Non-Conf,
 ■ S Site,
 ■ H Home
 ■ A Away
 N Neutral

Average RPI Win:	145	WON-LOST	WINNING	LAST 10	STRENGTH OF	OPP. STRENGTH	TEAM	ADJ.	CONF.	ADJ CONF.
Average RPI Loss:	31	RECORD	PCT. RANK	GAMES	SCHEDULE	OF SCHEDULE	RPI	RPI	RPI	RPI
DIV. I ONLY	14- 8	89	5-5	29	42	49	49	3	3	
DIV. I NON-CONF.	8- 3	68	0	90	152	74	74	4	4	
TOTALS	RPI 1-25	RPI 26-50	W-L RECORDS	RPI 51-100	RPI 101-150	RPI 150+				
14- 8	0- 3	3- 4	OVERALL	1- 1	3- 0	7- 0				
10- 4	0- 2	2- 2	HOME	0- 0	3- 0	5- 0				
4- 4	0- 1	1- 2	AWAY	1- 1	0- 0	2- 0				
0- 0	0- 0	0- 0	NEUTRAL	0- 0	0- 0	0- 0				
8- 3	0- 1	0- 2	NON-CONFERENCE	1- 0	1- 0	6- 0				
6- 2	0- 1	0- 1	HOME	0- 0	1- 0	5- 0				
2- 1	0- 0	0- 1	AWAY	1- 0	0- 0	1- 0				
0- 0	0- 0	0- 0	NEUTRAL	0- 0	0- 0	0- 0				
6- 5	0- 2	3- 2	CONFERENCE	0- 1	2- 0	1- 0				
4- 2	0- 1	2- 1	HOME	0- 0	2- 0	0- 0				
2- 3	0- 1	1- 1	AWAY	0- 1	0- 0	1- 0				
0- 0	0- 0	0- 0	NEUTRAL	0- 0	0- 0	0- 0				

RPI 1-25				RPI 26-50				Team's RPI: 49				RPI 51-100				RPI 101+			
RPI	S	Opponent	Score	RPI	S	Opponent	Score	RPI	S	Opponent	Score	RPI	S	Opponent	Score	RPI	S	Opponent	Score
7	H	Iowa	69 75	29	A	Drake	81 86	56	A	West Virginia	71 79	102	H	Kansas St.	73 59				
8	A	Baylor	62 83	31	H	Texas	75 81	65	A	Alabama	75 66	110	H	Texas Southern	79 59				
22	H	TCU	74 77	44	A	Oklahoma St.	64 63					119	H	Kansas	89 67				
				44	H	Oklahoma St.	74 63					154	H	North Ala.	80 72				
				45	A	Oklahoma	72 81					156	H	Wright St.	79 71				
				45	H	Oklahoma	63 59					157	A	Texas Tech	96 66				
				46	H	UNI	63 71					169	H	New Orleans	71 53				
												236	H	Southern U.	69 36				
												291	A	North Dakota St.	86 58				
												334	H	Ark.-Pine Bluff	90 40				
LAST 10 Division I																			
45	H	Oklahoma	63 59	102	H	Kansas St.	73 59												
44	H	Oklahoma St.	74 63	44	A	Oklahoma St.	64 63												
56	A	West Virginia	71 79	22	H	TCU	74 77												
8	A	Baylor	62 83	45	A	Oklahoma	72 81												
119	H	Kansas	89 67	31	H	Texas	75 81												

Non-Div I Games:

Iowa St.

Average RPI Win:	280	WON-LOST	WINNING	LAST 10	STRENGTH OF	OPP. STRENGTH	TEAM	ADJ.	CONF.	ADJ CONF.
Average RPI Loss:	100	RECORD	PCT. RANK	GAMES	SCHEDULE	OF SCHEDULE	RPI	RPI	RPI	RPI
DIV. I ONLY	13- 8	97	10-0	274	287	152	152	32	32	
DIV. I NON-CONF.	2- 8	295	0	74	40	209	209	31	31	
TOTALS	RPI 1-25	RPI 26-50	W-L RECORDS	RPI 51-100	RPI 101-150	RPI 150+				
13- 8	0- 2	0- 1	OVERALL	0- 2	1- 1	12- 2				
8- 1	0- 1	0- 0	HOME	0- 0	1- 0	7- 0				
5- 7	0- 1	0- 1	AWAY	0- 2	0- 1	5- 2				
0- 0	0- 0	0- 0	NEUTRAL	0- 0	0- 0	0- 0				
2- 8	0- 2	0- 1	NON-CONFERENCE	0- 2	0- 1	2- 2				
1- 1	0- 1	0- 0	HOME	0- 0	0- 0	1- 0				
1- 7	0- 1	0- 1	AWAY	0- 2	0- 1	1- 2				
0- 0	0- 0	0- 0	NEUTRAL	0- 0	0- 0	0- 0				
11- 0	0- 0	0- 0	CONFERENCE	0- 0	1- 0	10- 0				
7- 0	0- 0	0- 0	HOME	0- 0	1- 0	6- 0				
4- 0	0- 0	0- 0	AWAY	0- 0	0- 0	4- 0				
0- 0	0- 0	0- 0	NEUTRAL	0- 0	0- 0	0- 0				

RPI 1-25				RPI 26-50				RPI 51-100				RPI 101+ Team's RPI: 152			
RPI	S	Opponent	Score	RPI	S	Opponent	Score	RPI	S	Opponent	Score	RPI	S	Opponent	Score
9	H	Mississippi St.	53 92	42	A	Bradley	69 78	74	A	Miami (FL)	68 83	110	H	Texas Southern	81 79
15	A	Indiana	51 91					79	A	Illinois St.	55 77	144	A	Tulane	46 82
												165	H	Louisiana	65 54
												216	A	Central Ark.	54 57
												223	A	Southeastern La.	59 63
												236	A	Southern U.	72 51
												236	H	Southern U.	60 57
												271	H	Alabama A&M	67 53
												287	H	Prairie View	53 49
												322	H	Alabama St.	94 62
												328	A	Alcorn	83 67
												328	H	Alcorn	76 66
												332	A	Northwestern St.	66 49
												334	A	Ark.-Pine Bluff	56 44
												346	H	Grambling	61 46
												351	A	Mississippi Val.	90 61
LAST 10 Division I															
236	H	Southern U.	60 57	287	H	Prairie View	53 49								
328	H	Alcorn	76 66	110	H	Texas Southern	81 79								
334	A	Ark.-Pine Bluff	56 44	236	A	Southern U.	72 51								
351	A	Mississippi Val.	90 61	328	A	Alcorn	83 67								
346	H	Grambling	61 46	271	H	Alabama A&M	67 53								

Non-Div I Games:

Jackson St.

■ Loss,
 ■ Non-Conf,
 ■ S Site,
 ■ H Home
 ■ A Away
 N Neutral

Jacksonville

Through Games Of Feb. 11, 2020

Average RPI Win:	283	WON-LOST	WINNING	LAST 10	STRENGTH OF	OPP. STRENGTH	TEAM	ADJ.	CONF.	ADJ CONF.
Average RPI Loss:	93	RECORD	PCT. RANK	GAMES	SCHEDULE	OF SCHEDULE	RPI	RPI	RPI	RPI
DIV. I ONLY	12- 10	146	6-4	243	208	194	194	16	16	
DIV. I NON-CONF.	6- 5	151	0	278	261	205	205	15	15	
TOTALS	RPI 1-25	RPI 26-50	W-L RECORDS	RPI 51-100	RPI 101-150	RPI 150+				
12- 10	0- 2	0- 0	OVERALL	0- 4	0- 2	12- 2				
6- 5	0- 1	0- 0	HOME	0- 1	0- 2	6- 1				
6- 5	0- 1	0- 0	AWAY	0- 3	0- 0	6- 1				
0- 0	0- 0	0- 0	NEUTRAL	0- 0	0- 0	0- 0				
6- 5	0- 1	0- 0	NON-CONFERENCE	0- 2	0- 1	6- 1				
3- 2	0- 0	0- 0	HOME	0- 0	0- 1	3- 1				
3- 3	0- 1	0- 0	AWAY	0- 2	0- 0	3- 0				
0- 0	0- 0	0- 0	NEUTRAL	0- 0	0- 0	0- 0				
6- 5	0- 1	0- 0	CONFERENCE	0- 2	0- 1	6- 1				
3- 3	0- 1	0- 0	HOME	0- 1	0- 1	3- 0				
3- 2	0- 0	0- 0	AWAY	0- 1	0- 0	3- 1				
0- 0	0- 0	0- 0	NEUTRAL	0- 0	0- 0	0- 0				

RPI 1-25				RPI 26-50				RPI 51-100				RPI 101+ Team's RPI: 194			
RPI	S	Opponent	Score	RPI	S	Opponent	Score	RPI	S	Opponent	Score	RPI	S	Opponent	Score
23	A	Florida St.	41 75					66	A	Colorado	44 66	113	H	North Florida	64 70
25	H	FGCU	68 81					67	A	South Fla.	39 70	114	H	Bethune-Cookman	52 53
								98	A	Liberty	76 85	154	A	North Ala.	65 76
								98	H	Liberty	59 65	154	H	North Ala.	67 56
												173	H	Norfolk St.	64 71
												209	H	Stetson	57 52
												227	A	Kennesaw St.	93 83
												276	A	Lipscomb	73 64
												286	H	FIU	77 52
												295	H	Nicholls St.	72 55
												297	A	Jacksonville St.	55 40
												317	A	Mercer	87 83
												329	A	NJIT	66 54
												329	H	NJIT	88 67
												333	H	USC Upstate	87 43
												345	A	Florida A&M	88 54
LAST 10 Division I															
				98	H	Liberty	59 65	227	A	Kennesaw St.	93 83				
				329	A	NJIT	66 54	113	H	North Florida	64 70				
				25	H	FGCU	68 81	209	H	Stetson	57 52				
				154	H	North Ala.	67 56	329	H	NJIT	88 67				
				276	A	Lipscomb	73 64	98	A	Liberty	76 85				

Non-Div I Games: Thomas (GA) 94 36 Johnson (FL) 114 35

Jacksonville

Loss, Non-Conf, S Site, H Home A Away N Neutral

Average RPI Win:	267	WON-LOST	WINNING	LAST 10	STRENGTH OF	OPP. STRENGTH	TEAM	ADJ.	CONF.	ADJ CONF.
Average RPI Loss:	185	RECORD	PCT. RANK	GAMES	SCHEDULE	OF SCHEDULE	RPI	RPI	RPI	RPI
DIV. I ONLY	8- 13	243	5-5	318	251	297	297	20	20	
DIV. I NON-CONF.	2- 7	288	0	310	269	336	336	24	24	
TOTALS	RPI 1-25	RPI 26-50	W-L RECORDS	RPI 51-100	RPI 101-150	RPI 150+				
8- 13	0- 0	0- 0	OVERALL	1- 2	0- 3	7- 8				
6- 3	0- 0	0- 0	HOME	1- 0	0- 0	5- 3				
2- 8	0- 0	0- 0	AWAY	0- 2	0- 3	2- 3				
0- 2	0- 0	0- 0	NEUTRAL	0- 0	0- 0	0- 2				
2- 7	0- 0	0- 0	NON-CONFERENCE	0- 1	0- 2	2- 4				
2- 1	0- 0	0- 0	HOME	0- 0	0- 0	2- 1				
0- 4	0- 0	0- 0	AWAY	0- 1	0- 2	0- 1				
0- 2	0- 0	0- 0	NEUTRAL	0- 0	0- 0	0- 2				
6- 6	0- 0	0- 0	CONFERENCE	1- 1	0- 1	5- 4				
4- 2	0- 0	0- 0	HOME	1- 0	0- 0	3- 2				
2- 4	0- 0	0- 0	AWAY	0- 1	0- 1	2- 2				
0- 0	0- 0	0- 0	NEUTRAL	0- 0	0- 0	0- 0				

RPI 1-25			RPI 26-50			RPI 51-100			RPI 101+ Team's RPI: 297		
RPI	S	Opponent	Score	RPI	S	Opponent	Score	RPI	S	Opponent	Score
								55	H	Belmont	60 41
								58	A	Troy	64 94
								69	A	UT Martin	72 86
								108	A	Vanderbilt	66 88
								125	A	Auburn	53 62
								128	A	Southeast Mo. St.	52 79
								192	H	Austin Peay	57 63
								194	H	Jacksonville	40 55
								202	N	Northern Ky.	63 66
								224	A	Eastern Ill.	52 55
								241	H	Murray St.	68 51
								248	A	Morehead St.	48 67
								248	H	Morehead St.	55 69
								270	A	Eastern Ky.	43 33
								270	H	Eastern Ky.	68 54
								276	H	Lipscomb	65 63
								282	N	Oakland	55 61
								322	A	Alabama St.	63 68
								338	A	SIUE	53 44
								340	H	Tennessee St.	70 48
								345	H	Florida A&M	72 67
LAST 10 Division I											
								69	A	UT Martin	72 86
								128	A	Southeast Mo. St.	52 79
								55	H	Belmont	60 41
								340	H	Tennessee St.	70 48
								248	H	Morehead St.	55 69
								270	H	Eastern Ky.	68 54
								338	A	SIUE	53 44
								224	A	Eastern Ill.	52 55
								192	H	Austin Peay	57 63
								241	H	Murray St.	68 51

Non-Div I Games: Clark Atlanta 75 46 Fort Valley St. 87 65

Jacksonville St.

Loss, Non-Conf, S Site, H Home A Away N Neutral

Average RPI Win:	174	WON-LOST	WINNING	LAST 10	STRENGTH OF	OPP. STRENGTH	TEAM	ADJ.	CONF.	ADJ CONF.
Average RPI Loss:	73	RECORD	PCT. RANK	GAMES	SCHEDULE	OF SCHEDULE	RPI	RPI	RPI	RPI
DIV. I ONLY	17- 4	28	8-2	143	87	43	43	14	14	
DIV. I NON-CONF.	9- 2	37	0	105	15	37	37	13	13	
TOTALS	RPI 1-25	RPI 26-50	W-L RECORDS	RPI 51-100	RPI 101-150	RPI 150+				
17- 4	0- 1	0- 1	OVERALL	4- 1	5- 0	8- 1				
10- 1	0- 1	0- 0	HOME	2- 0	4- 0	4- 0				
6- 3	0- 0	0- 1	AWAY	1- 1	1- 0	4- 1				
1- 0	0- 0	0- 0	NEUTRAL	1- 0	0- 0	0- 0				
9- 2	0- 1	0- 1	NON-CONFERENCE	4- 0	2- 0	3- 0				
5- 1	0- 1	0- 0	HOME	2- 0	1- 0	2- 0				
3- 1	0- 0	0- 1	AWAY	1- 0	1- 0	1- 0				
1- 0	0- 0	0- 0	NEUTRAL	1- 0	0- 0	0- 0				
8- 2	0- 0	0- 0	CONFERENCE	0- 1	3- 0	5- 1				
5- 0	0- 0	0- 0	HOME	0- 0	3- 0	2- 0				
3- 2	0- 0	0- 0	AWAY	0- 1	0- 0	3- 1				
0- 0	0- 0	0- 0	NEUTRAL	0- 0	0- 0	0- 0				

RPI 1-25				RPI 26-50				Team's RPI: 43				RPI 51-100				RPI 101+			
RPI	S	Opponent	Score	RPI	S	Opponent	Score	RPI	S	Opponent	Score	RPI	S	Opponent	Score	RPI	S	Opponent	Score
3	H	Maryland	68 70	50	A	Virginia	49 55	52	N	UCF	46 43	127	H	William & Mary	84 70				
								54	A	Drexel	48 70	134	H	Elon	61 48				
								61	H	St. John's (NY)	76 73	136	A	George Washington	69 50				
								95	A	Villanova	56 52	142	H	Robert Morris	59 32				
								98	H	Liberty	76 53	146	H	Northeastern	67 54				
												183	A	Towson	75 76				
												183	H	Towson	81 39				
												187	A	Delaware	60 39				
												242	A	Georgetown	66 59				
												259	A	Col. of Charleston	87 53				
												260	H	Longwood	93 53				
												261	H	Delaware St.	83 64				
												263	A	UNCW	66 58				
												316	H	Hofstra	92 50				
LAST 10 Division I																			
183	H	Towson	81 39	259	A	Col. of Charleston	87 53												
54	A	Drexel	48 70	263	A	UNCW	66 58												
187	A	Delaware	60 39	183	A	Towson	75 76												
146	H	Northeastern	67 54	134	H	Elon	61 48												
316	H	Hofstra	92 50	127	H	William & Mary	84 70												

Non-Div I Games:

James Madison

Kansas

Through Games Of Feb. 11, 2020

Average RPI Win:	215	WON-LOST	WINNING	LAST 10	STRENGTH OF	OPP. STRENGTH	TEAM	ADJ.	CONF.	ADJ CONF.
Average RPI Loss:	39	RECORD	PCT. RANK	GAMES	SCHEDULE	OF SCHEDULE	RPI	RPI	RPI	RPI
DIV. I ONLY	12- 10	146	1-9	77	66	119	119	3	3	
DIV. I NON-CONF.	11- 0	1	0	308	206	58	58	4	4	
TOTALS	RPI 1-25	RPI 26-50	W-L RECORDS	RPI 51-100	RPI 101-150	RPI 150+				
12- 10	0- 4	0- 4	OVERALL	1- 1	1- 1	10- 0				
9- 5	0- 2	0- 1	HOME	0- 1	1- 1	8- 0				
2- 5	0- 2	0- 3	AWAY	1- 0	0- 0	1- 0				
1- 0	0- 0	0- 0	NEUTRAL	0- 0	0- 0	1- 0				
11- 0	0- 0	0- 0	NON-CONFERENCE	1- 0	1- 0	9- 0				
8- 0	0- 0	0- 0	HOME	0- 0	1- 0	7- 0				
2- 0	0- 0	0- 0	AWAY	1- 0	0- 0	1- 0				
1- 0	0- 0	0- 0	NEUTRAL	0- 0	0- 0	1- 0				
1- 10	0- 4	0- 4	CONFERENCE	0- 1	0- 1	1- 0				
1- 5	0- 2	0- 1	HOME	0- 1	0- 1	1- 0				
0- 5	0- 2	0- 3	AWAY	0- 0	0- 0	0- 0				
0- 0	0- 0	0- 0	NEUTRAL	0- 0	0- 0	0- 0				

RPI	S	Opponent	Score	RPI	S	Opponent	Score	RPI	S	Opponent	Score	RPI	S	Opponent	Score	Team's RPI: 119
8	A	Baylor	44 97	31	A	Texas	77 85	56	H	West Virginia	49 68	102	H	Kansas St.	61 69	
8	H	Baylor	47 90	44	A	Oklahoma St.	49 67	90	A	Saint Louis	68 60	133	H	Florida	76 66	
22	A	TCU	59 73	45	H	Oklahoma	82 94					155	H	Saint Mary's (CA)	86 81	
22	H	TCU	74 87	49	A	Iowa St.	67 89					156	N	Wright St.	74 63	
												157	H	Texas Tech	67 50	
												180	A	Fla. Atlantic	90 60	
												219	H	UMass Lowell	79 44	
												265	H	Wofford	83 64	
												283	H	Indiana St.	84 72	
												294	H	Texas St.	68 48	
												302	H	Omaha	63 48	
												341	H	UIC	91 50	
LAST 10 Division I																
22	H	TCU	74 87	31	A	Texas	77 85									
8	A	Baylor	44 97	157	H	Texas Tech	67 50									
45	H	Oklahoma	82 94	8	H	Baylor	47 90									
102	H	Kansas St.	61 69	22	A	TCU	59 73									
49	A	Iowa St.	67 89	56	H	West Virginia	49 68									

Non-Div I Games:

Kansas

Loss, Non-Conf, S Site, H Home A Away N Neutral

Average RPI Win:	200	WON-LOST	WINNING	LAST 10	STRENGTH OF	OPP. STRENGTH	TEAM	ADJ.	CONF.	ADJ CONF.
Average RPI Loss:	58	RECORD	PCT. RANK	GAMES	SCHEDULE	OF SCHEDULE	RPI	RPI	RPI	RPI
DIV. I ONLY	11- 11	173	5-5	43	72	102	102	3	3	
DIV. I NON-CONF.	6- 5	151	0	215	179	195	195	4	4	
TOTALS	RPI 1-25	RPI 26-50	W-L RECORDS	RPI 51-100	RPI 101-150	RPI 150+				
11- 11	0- 3	1- 4	OVERALL	1- 2	1- 1	8- 1				
7- 5	0- 1	1- 2	HOME	0- 1	0- 1	6- 0				
4- 4	0- 2	0- 2	AWAY	1- 0	1- 0	2- 0				
0- 2	0- 0	0- 0	NEUTRAL	0- 1	0- 0	0- 1				
6- 5	0- 1	0- 1	NON-CONFERENCE	0- 1	0- 1	6- 1				
5- 1	0- 0	0- 0	HOME	0- 0	0- 1	5- 0				
1- 2	0- 1	0- 1	AWAY	0- 0	0- 0	1- 0				
0- 2	0- 0	0- 0	NEUTRAL	0- 1	0- 0	0- 1				
5- 6	0- 2	1- 3	CONFERENCE	1- 1	1- 0	2- 0				
2- 4	0- 1	1- 2	HOME	0- 1	0- 0	1- 0				
3- 2	0- 1	0- 1	AWAY	1- 0	1- 0	1- 0				
0- 0	0- 0	0- 0	NEUTRAL	0- 0	0- 0	0- 0				

RPI 1-25				RPI 26-50				RPI 51-100				RPI 101+ Team's RPI: 102			
RPI	S	Opponent	Score	RPI	S	Opponent	Score	RPI	S	Opponent	Score	RPI	S	Opponent	Score
2	A	Oregon	51 89	31	H	Texas	63 71	56	A	West Virginia	56 55	119	A	Kansas	69 61
8	H	Baylor	40 54	38	A	Arkansas	72 81	56	H	West Virginia	63 74	121	H	UT Arlington	53 57
22	A	TCU	61 65	44	H	Oklahoma St.	63 70	96	N	Michigan St.	60 65	157	A	Texas Tech	76 72
				45	H	Oklahoma	92 74					157	H	Texas Tech	84 70
				49	A	Iowa St.	59 73					166	N	Memphis	68 72
												208	H	Oral Roberts	109 69
												222	A	UMKC	74 67
												285	H	Incarnate Word	85 41
												302	H	Omaha	73 48
												306	H	UTRGV	79 66
												341	H	UIC	84 40
LAST 10 Division I															
				56	A	West Virginia	56 55	45	H	Oklahoma	92 74				
				8	H	Baylor	40 54	49	A	Iowa St.	59 73				
				157	H	Texas Tech	84 70	31	H	Texas	63 71				
				22	A	TCU	61 65	44	H	Oklahoma St.	63 70				
				119	A	Kansas	69 61	157	A	Texas Tech	76 72				

Non-Div I Games:

Kansas St.

■ Loss,
 ■ Non-Conf,
 ■ S Site,
 ■ H Home
 ■ A Away
 N Neutral

Average RPI Win:	265	WON-LOST	WINNING	LAST 10	STRENGTH OF	OPP. STRENGTH	TEAM	ADJ.	CONF.	ADJ CONF.
Average RPI Loss:	129	RECORD	PCT. RANK	GAMES	SCHEDULE	OF SCHEDULE	RPI	RPI	RPI	RPI
DIV. I ONLY	9- 11	215	4-6	268	163	227	227	16	16	
DIV. I NON-CONF.	5- 5	164	0	263	234	196	196	15	15	
TOTALS	RPI 1-25	RPI 26-50	W-L RECORDS	RPI 51-100	RPI 101-150	RPI 150+				
9- 11	0- 1	0- 0	OVERALL	0- 3	0- 4	9- 3				
4- 4	0- 0	0- 0	HOME	0- 1	0- 1	4- 2				
4- 7	0- 1	0- 0	AWAY	0- 2	0- 3	4- 1				
1- 0	0- 0	0- 0	NEUTRAL	0- 0	0- 0	1- 0				
5- 5	0- 0	0- 0	NON-CONFERENCE	0- 2	0- 2	5- 1				
2- 1	0- 0	0- 0	HOME	0- 1	0- 0	2- 0				
2- 4	0- 0	0- 0	AWAY	0- 1	0- 2	2- 1				
1- 0	0- 0	0- 0	NEUTRAL	0- 0	0- 0	1- 0				
4- 6	0- 1	0- 0	CONFERENCE	0- 1	0- 2	4- 2				
2- 3	0- 0	0- 0	HOME	0- 0	0- 1	2- 2				
2- 3	0- 1	0- 0	AWAY	0- 1	0- 1	2- 0				
0- 0	0- 0	0- 0	NEUTRAL	0- 0	0- 0	0- 0				

RPI 1-25				RPI 26-50				RPI 51-100				RPI 101+ Team's RPI: 227			
RPI	S	Opponent	Score	RPI	S	Opponent	Score	RPI	S	Opponent	Score	RPI	S	Opponent	Score
25	A	FGCU	63 80					82	A	Georgia	65 80	101	A	Duquesne	72 75
								88	H	Georgia Tech	47 63	103	A	Campbell	51 63
								98	A	Liberty	66 76	113	A	North Florida	33 57
												113	H	North Florida	55 64
												154	H	North Ala.	59 56
												174	H	Samford	60 55
												194	H	Jacksonville	83 93
												209	H	Stetson	61 67
												263	A	UNCW	58 56
												276	A	Lipscomb	74 66
												276	H	Lipscomb	88 60
												293	N	UMBC	59 44
												296	A	Navy	62 82
												299	A	Ga. Southern	95 69
												317	H	Mercer	92 64
												329	A	NJIT	77 64
LAST 10 Division I															
276	H	Lipscomb	88 60	25	A	FGCU	63 80								
98	A	Liberty	66 76	329	A	NJIT	77 64								
113	A	North Florida	33 57	276	A	Lipscomb	74 66								
154	H	North Ala.	59 56	113	H	North Florida	55 64								
194	H	Jacksonville	83 93	209	H	Stetson	61 67								

Non-Div I Games: Middle Ga. St. 88 49 Shorter 94 55

Kennesaw St.

Loss, Non-Conf, S Site, H Home A Away N Neutral

Average RPI Win:	204	WON-LOST	WINNING	LAST 10	STRENGTH OF	OPP. STRENGTH	TEAM	ADJ.	CONF.	ADJ CONF.
Average RPI Loss:	78	RECORD	PCT. RANK	GAMES	SCHEDULE	OF SCHEDULE	RPI	RPI	RPI	RPI
DIV. I ONLY	11- 9	142	5-5	103	112	112	112	10	10	
DIV. I NON-CONF.	6- 4	123	0	106	138	100	100	10	10	
TOTALS	RPI 1-25	RPI 26-50	W-L RECORDS	RPI 51-100	RPI 101-150	RPI 150+				
11- 9	0- 0	0- 3	OVERALL	1- 3	2- 2	8- 1				
5- 3	0- 0	0- 1	HOME	1- 0	1- 1	3- 1				
4- 4	0- 0	0- 1	AWAY	0- 2	1- 1	3- 0				
2- 2	0- 0	0- 1	NEUTRAL	0- 1	0- 0	2- 0				
6- 4	0- 0	0- 3	NON-CONFERENCE	0- 1	2- 0	4- 0				
2- 1	0- 0	0- 1	HOME	0- 0	1- 0	1- 0				
2- 1	0- 0	0- 1	AWAY	0- 0	1- 0	1- 0				
2- 2	0- 0	0- 1	NEUTRAL	0- 1	0- 0	2- 0				
5- 5	0- 0	0- 0	CONFERENCE	1- 2	0- 2	4- 1				
3- 2	0- 0	0- 0	HOME	1- 0	0- 1	2- 1				
2- 3	0- 0	0- 0	AWAY	0- 2	0- 1	2- 0				
0- 0	0- 0	0- 0	NEUTRAL	0- 0	0- 0	0- 0				

RPI S	Opponent	Score	RPI S	Opponent	Score	RPI S	Opponent	Score	RPI S	Opponent	Score	Team's RPI: 112
26	H Ohio St.	65 75	51	A Ohio	57 63	101	A Duquesne	77 75				
34	N Michigan	53 88	58	N Troy	64 71	109	H Buffalo	44 57				
39	A Purdue	64 77	72	A Ball St.	62 66	142	H Robert Morris	82 81				
			72	H Ball St.	69 68	147	A Toledo	60 69				
						164	H Eastern Mich.	69 74				
						167	A Miami (OH)	78 75				
						171	A Northern Ill.	79 71				
						176	H Western Mich.	75 63				
						247	A Youngstown St.	82 73				
						250	H Bowling Green	61 47				
						284	H St. Bonaventure	81 58				
						299	N Ga. Southern	62 48				
						331	N Purdue Fort Wayne	75 67				
LAST 10 Division I												
51	A Ohio	57 63	167	A Miami (OH)	78 75							
250	H Bowling Green	61 47	171	A Northern Ill.	79 71							
147	A Toledo	60 69	176	H Western Mich.	75 63							
72	H Ball St.	69 68	164	H Eastern Mich.	69 74							
109	H Buffalo	44 57	72	A Ball St.	62 66							

Non-Div I Games: Hiram

92 36

Kent St.

Kentucky

Through Games Of Feb. 11, 2020

Average RPI Win:	141	WON-LOST	WINNING	LAST 10	STRENGTH OF	OPP. STRENGTH	TEAM	ADJ.	CONF.	ADJ CONF.
Average RPI Loss:	42	RECORD	PCT. RANK	GAMES	SCHEDULE	OF SCHEDULE	RPI	RPI	RPI	RPI
DIV. I ONLY	18- 5	36	7-3	53	39	27	27	4	4	
DIV. I NON-CONF.	11- 1	13	0	169	103	49	49	5	5	
TOTALS	RPI 1-25	RPI 26-50	W-L RECORDS	RPI 51-100	RPI 101-150	RPI 150+				
18- 5	1- 3	2- 1	OVERALL	4- 0	4- 1	7- 0				
12- 2	1- 1	1- 0	HOME	2- 0	1- 1	7- 0				
6- 3	0- 2	1- 1	AWAY	2- 0	3- 0	0- 0				
0- 0	0- 0	0- 0	NEUTRAL	0- 0	0- 0	0- 0				
11- 1	0- 1	1- 0	NON-CONFERENCE	2- 0	1- 0	7- 0				
8- 1	0- 1	0- 0	HOME	1- 0	0- 0	7- 0				
3- 0	0- 0	1- 0	AWAY	1- 0	1- 0	0- 0				
0- 0	0- 0	0- 0	NEUTRAL	0- 0	0- 0	0- 0				
7- 4	1- 2	1- 1	CONFERENCE	2- 0	3- 1	0- 0				
4- 1	1- 0	1- 0	HOME	1- 0	1- 1	0- 0				
3- 3	0- 2	0- 1	AWAY	1- 0	2- 0	0- 0				
0- 0	0- 0	0- 0	NEUTRAL	0- 0	0- 0	0- 0				

RPI 1-25				RPI 26-50				Team's RPI: 27				RPI 51-100				RPI 101+			
RPI	S	Opponent	Score	RPI	S	Opponent	Score	RPI	S	Opponent	Score	RPI	S	Opponent	Score	RPI	S	Opponent	Score
1	A	South Carolina	72 99	38	A	Arkansas	85 103	61	A	Middle Tenn.	67 52	125	H	Auburn	68 61				
12	H	Louisville	66 67	48	H	Tennessee	80 76	65	A	Alabama	81 71	129	A	Missouri	62 47				
17	H	Texas A&M	76 54	50	A	Virginia	50 47	65	H	Alabama	66 62	133	A	Florida	65 45				
24	A	LSU	59 65					76	H	Charlotte	86 39	133	H	Florida	62 70				
												140	A	California	63 61				
												174	H	Samford	79 49				
												192	H	Austin Peay	81 52				
												200	H	Mt. St. Mary's	67 44				
												209	H	Stetson	67 48				
												248	H	Morehead St.	79 54				
												256	H	Winthrop	91 36				
												346	H	Grambling	81 35				
LAST 10 Division I																			
				38	A	Arkansas	85 103	24	A	LSU	59 65								
				65	H	Alabama	66 62	17	H	Texas A&M	76 54								
				133	H	Florida	62 70	133	A	Florida	65 45								
				129	A	Missouri	62 47	65	A	Alabama	81 71								
				125	H	Auburn	68 61	48	H	Tennessee	80 76								

Non-Div I Games:

Kentucky

■ Loss,
 ■ Non-Conf, S Site,
 ■ Home
 ■ Away
 N Neutral

Average RPI Win: 287		WON-LOST	WINNING	LAST 10	STRENGTH OF	OPP. STRENGTH	TEAM	ADJ.	CONF.	ADJ CONF.
Average RPI Loss: 233		RECORD	PCT. RANK	GAMES	SCHEDULE	OF SCHEDULE	RPI	RPI	RPI	RPI
DIV. I ONLY		5- 17	310	4-6	279	350	337	337	30	30
DIV. I NON-CONF.		1- 10	329	0	276	349	343	343	30	30
TOTALS	RPI 1-25	RPI 26-50		W-L RECORDS		RPI 51-100	RPI 101-150	RPI 150+		
5- 17	0- 0	0- 0		OVERALL		0- 1	0- 1	5- 15		
4- 9	0- 0	0- 0		HOME		0- 1	0- 1	4- 7		
1- 8	0- 0	0- 0		AWAY		0- 0	0- 0	1- 8		
0- 0	0- 0	0- 0		NEUTRAL		0- 0	0- 0	0- 0		
1- 10	0- 0	0- 0		NON-CONFERENCE		0- 1	0- 0	1- 9		
1- 6	0- 0	0- 0		HOME		0- 1	0- 0	1- 5		
0- 4	0- 0	0- 0		AWAY		0- 0	0- 0	0- 4		
0- 0	0- 0	0- 0		NEUTRAL		0- 0	0- 0	0- 0		
4- 7	0- 0	0- 0		CONFERENCE		0- 0	0- 1	4- 6		
3- 3	0- 0	0- 0		HOME		0- 0	0- 1	3- 2		
1- 4	0- 0	0- 0		AWAY		0- 0	0- 0	1- 4		
0- 0	0- 0	0- 0		NEUTRAL		0- 0	0- 0	0- 0		

RPI 1-25				RPI 26-50				RPI 51-100				RPI 101+				Team's RPI: 337	
RPI	S	Opponent	Score	RPI	S	Opponent	Score	RPI	S	Opponent	Score	RPI	S	Opponent	Score		
								78	H	Stony Brook	49	80	142	H	Robert Morris	59	70
												159	A	Lafayette	60	65	
												188	A	Rhode Island	56	79	
												190	H	Cleveland St.	49	79	
												200	A	Mt. St. Mary's	57	75	
												200	H	Mt. St. Mary's	57	77	
												201	A	Merrimack	68	60	
												201	H	Merrimack	63	66	
												219	A	UMass Lowell	56	65	
												228	H	Fairfield	51	53	
												251	H	Saint Francis (PA)	71	53	
												280	A	Wagner	61	63	
												300	A	Army West Point	60	67	
												304	H	Vermont	62	73	
												313	A	St. Francis Brooklyn	63	88	
												314	A	Bryant	53	57	
												316	H	Hofstra	85	46	
												320	H	N.C. Central	59	61	
												325	H	Fairleigh Dickinson	68	63	
												326	H	Saint Peter's	74	89	
												344	H	Central Conn. St.	63	61	
LAST 10 Division I																	
				200	H	Mt. St. Mary's	57	77	280	A	Wagner	61	63				
				201	H	Merrimack	63	66	314	A	Bryant	53	57				
				201	A	Merrimack	68	60	344	H	Central Conn. St.	63	61				
				251	H	Saint Francis (PA)	71	53	325	H	Fairleigh Dickinson	68	63				
				142	H	Robert Morris	59	70	313	A	St. Francis Brooklyn	63	88				

Non-Div I Games:

LIU Brooklyn

Loss, Non-Conf, S Site, H Home A Away N Neutral

Average RPI Win:	212	WON-LOST	WINNING	LAST 10	STRENGTH OF	OPP. STRENGTH	TEAM	ADJ.	CONF.	ADJ CONF.
Average RPI Loss:	152	RECORD	PCT. RANK	GAMES	SCHEDULE	OF SCHEDULE	RPI	RPI	RPI	RPI
DIV. I ONLY	6- 19	308	3-7	184	130	281	281	11	11	
DIV. I NON-CONF.	3- 9	279	0	206	222	278	278	11	11	
TOTALS	RPI 1-25	RPI 26-50	W-L RECORDS	RPI 51-100	RPI 101-150	RPI 150+				
6- 19	0- 2	0- 1	OVERALL	0- 2	0- 5	6- 9				
3- 8	0- 0	0- 1	HOME	0- 1	0- 2	3- 4				
3- 9	0- 2	0- 0	AWAY	0- 0	0- 2	3- 5				
0- 2	0- 0	0- 0	NEUTRAL	0- 1	0- 1	0- 0				
3- 9	0- 1	0- 1	NON-CONFERENCE	0- 1	0- 1	3- 5				
1- 4	0- 0	0- 1	HOME	0- 0	0- 0	1- 3				
2- 3	0- 1	0- 0	AWAY	0- 0	0- 0	2- 2				
0- 2	0- 0	0- 0	NEUTRAL	0- 1	0- 1	0- 0				
3- 10	0- 1	0- 0	CONFERENCE	0- 1	0- 4	3- 4				
2- 4	0- 0	0- 0	HOME	0- 1	0- 2	2- 1				
1- 6	0- 1	0- 0	AWAY	0- 0	0- 2	1- 3				
0- 0	0- 0	0- 0	NEUTRAL	0- 0	0- 0	0- 0				

RPI 1-25				RPI 26-50				RPI 51-100				RPI 101+ Team's RPI: 281			
RPI	S	Opponent	Score	RPI	S	Opponent	Score	RPI	S	Opponent	Score	RPI	S	Opponent	Score
5	A	UCLA	52 74	40	H	Yale	65 81	70	H	BYU	44 59	105	A	Pacific	67 76
11	A	Gonzaga	52 78					72	N	Ball St.	72 77	105	H	Pacific	70 87
												120	H	San Diego	59 67
												141	N	Providence	45 48
												145	A	Portland	49 74
												155	A	Saint Mary's (CA)	70 86
												155	H	Saint Mary's (CA)	61 70
												178	H	Hawaii	65 51
												186	A	Pepperdine	84 77
												196	A	New Mexico	73 72
												203	A	Santa Clara	60 76
												203	H	Santa Clara	75 59
												233	H	Cal St. Fullerton	74 79
												242	H	Georgetown	53 64
												243	A	San Francisco	68 70
												243	H	San Francisco	76 69
												246	A	Tulsa	56 75
												266	A	Long Beach St.	70 57
												288	H	CSUN	54 56
												303	A	UC Irvine	65 80
LAST 10 Division I															
243	A	San Francisco	68 70	145	A	Portland	49 74								
203	A	Santa Clara	60 76	186	A	Pepperdine	84 77								
105	H	Pacific	70 87	203	H	Santa Clara	75 59								
155	H	Saint Mary's (CA)	61 70	243	H	San Francisco	76 69								
11	A	Gonzaga	52 78	155	A	Saint Mary's (CA)	70 86								

Non-Div I Games: Cal St. San B'dino 94 46

LMU (CA)

■ Loss,
 ■ Non-Conf, S Site,
 ■ Home
 ■ Away
 N Neutral

Through Games of Feb. 11, 1919										
Average RPI Win:	139	WON-LOST	WINNING	LAST 10	STRENGTH OF	OPP. STRENGTH	TEAM	ADJ.	CONF.	ADJ CONF.
Average RPI Loss:	51	RECORD	PCT. RANK	GAMES	SCHEDULE	OF SCHEDULE	RPI	RPI	RPI	RPI
DIV. I ONLY	17- 5	38	7-3	55	29	24	24	4	4	
DIV. I NON-CONF.	10- 2	29	0	114	72	40	40	5	5	

TOTALS	RPI 1-25	RPI 26-50		W-L RECORDS		RPI 51-100	RPI 101-150	RPI 150+		
17- 5	3- 2	2- 2		OVERALL		2- 0	3- 1	7- 0		
10- 1	1- 1	2- 0		HOME		1- 0	1- 0	5- 0		
5- 4	2- 1	0- 2		AWAY		0- 0	2- 1	1- 0		
2- 0	0- 0	0- 0		NEUTRAL		1- 0	0- 0	1- 0		
10- 2	1- 1	1- 1		NON-CONFERENCE		1- 0	1- 0	6- 0		
5- 1	0- 1	1- 0		HOME		0- 0	0- 0	4- 0		
3- 1	1- 0	0- 1		AWAY		0- 0	1- 0	1- 0		
2- 0	0- 0	0- 0		NEUTRAL		1- 0	0- 0	1- 0		
7- 3	2- 1	1- 1		CONFERENCE		1- 0	2- 1	1- 0		
5- 0	1- 0	1- 0		HOME		1- 0	1- 0	1- 0		
2- 3	1- 1	0- 1		AWAY		0- 0	1- 1	0- 0		
0- 0	0- 0	0- 0		NEUTRAL		0- 0	0- 0	0- 0		

RPI	S	Opponent	Score	RPI	S	Opponent	Score	RPI	S	Opponent	Score	RPI	S	Opponent	Score
9	A	Mississippi St.	60 64	27	H	Kentucky	65 59	65	H	Alabama	71 60	129	A	Missouri	65 69
17	A	Texas A&M	57 54	45	A	Oklahoma	68 90	96	N	Michigan St.	58 56	129	H	Missouri	66 58
17	H	Texas A&M	59 58	47	H	Rutgers	64 58					133	A	Florida	77 68
23	H	Florida St.	62 70	48	A	Tennessee	58 63					144	A	Tulane	59 54
25	A	FGCU	74 63									166	N	Memphis	89 58
												169	H	New Orleans	83 49
												182	A	Little Rock	65 50
												223	H	Southeastern La.	62 52
												278	H	Ole Miss	52 44
												295	H	Nicholls St.	63 32
												345	H	Florida A&M	73 45
LAST 10 Division I															
129	H	Missouri	66 58	9	A	Mississippi St.	60 64								
17	H	Texas A&M	59 58	278	H	Ole Miss	52 44								
133	A	Florida	77 68	17	A	Texas A&M	57 54								
48	A	Tennessee	58 63	129	A	Missouri	65 69								
27	H	Kentucky	65 59	65	H	Alabama	71 60								

Non-Div I Games:

LSU

Average RPI Win:	233	WON-LOST	WINNING	LAST 10	STRENGTH OF	OPP. STRENGTH	TEAM	ADJ.	CONF.	ADJ CONF.
Average RPI Loss:	116	RECORD	PCT. RANK	GAMES	SCHEDULE	OF SCHEDULE	RPI	RPI	RPI	RPI
DIV. I ONLY	9- 14	240	3-7	119	167	207	207	12	12	
DIV. I NON-CONF.	6- 7	182	0	117	282	164	164	12	12	
TOTALS	RPI 1-25	RPI 26-50	W-L RECORDS	RPI 51-100	RPI 101-150	RPI 150+				
9- 14	0- 0	0- 0	OVERALL	1- 7	0- 6	8- 1				
5- 7	0- 0	0- 0	HOME	1- 5	0- 2	4- 0				
3- 7	0- 0	0- 0	AWAY	0- 2	0- 4	3- 1				
1- 0	0- 0	0- 0	NEUTRAL	0- 0	0- 0	1- 0				
6- 7	0- 0	0- 0	NON-CONFERENCE	1- 4	0- 2	5- 1				
2- 4	0- 0	0- 0	HOME	1- 3	0- 1	1- 0				
3- 3	0- 0	0- 0	AWAY	0- 1	0- 1	3- 1				
1- 0	0- 0	0- 0	NEUTRAL	0- 0	0- 0	1- 0				
3- 7	0- 0	0- 0	CONFERENCE	0- 3	0- 4	3- 0				
3- 3	0- 0	0- 0	HOME	0- 2	0- 1	3- 0				
0- 4	0- 0	0- 0	AWAY	0- 1	0- 3	0- 0				
0- 0	0- 0	0- 0	NEUTRAL	0- 0	0- 0	0- 0				

RPI 1-25				RPI 26-50				RPI 51-100				RPI 101+ Team's RPI: 207			
RPI	S	Opponent	Score	RPI	S	Opponent	Score	RPI	S	Opponent	Score	RPI	S	Opponent	Score
								54	A	Drexel	31 69	101	A	Duquesne	56 82
								64	H	Dayton	58 98	107	A	Rider	43 70
								73	H	Temple	69 72	131	A	Richmond	61 63
								87	H	Penn	49 65	131	H	Richmond	61 67
								90	H	Saint Louis	61 77	142	H	Robert Morris	68 71
								95	H	Villanova	69 77	149	A	Massachusetts	62 76
								97	A	Fordham	45 62	173	A	Norfolk St.	55 52
								100	H	Harvard	75 69	205	A	Penn St.	69 67
												215	H	Saint Joseph's	67 59
												226	H	George Mason	77 65
												255	A	Howard	78 62
												284	H	St. Bonaventure	67 61
												293	N	UMBC	74 58
												296	A	Navy	46 61
												342	H	Coppin St.	79 46
LAST 10 Division I															
				131	H	Richmond	61 67					284	H	St. Bonaventure	67 61
				97	A	Fordham	45 62					149	A	Massachusetts	62 76
				226	H	George Mason	77 65					101	A	Duquesne	56 82
				215	H	Saint Joseph's	67 59					90	H	Saint Louis	61 77
				131	A	Richmond	61 63					64	H	Dayton	58 98

Non-Div I Games:

La Salle

■ Loss,
 ■ Non-Conf,
 ■ S Site,
 ■ H Home
 ■ A Away
 N Neutral

Average RPI Win:	326	WON-LOST	WINNING	LAST 10	STRENGTH OF	OPP. STRENGTH	TEAM	ADJ.	CONF.	ADJ CONF.
Average RPI Loss:	219	RECORD	PCT. RANK	GAMES	SCHEDULE	OF SCHEDULE	RPI	RPI	RPI	RPI
DIV. I ONLY	3- 19	330	1-9	342	306	347	347	21	21	
DIV. I NON-CONF.	2- 9	304	0	349	342	351	351	19	19	
TOTALS	RPI 1-25	RPI 26-50	W-L RECORDS	RPI 51-100	RPI 101-150	RPI 150+				
3- 19	0- 0	0- 0	OVERALL	0- 2	0- 1	3- 16				
2- 7	0- 0	0- 0	HOME	0- 1	0- 0	2- 6				
1- 12	0- 0	0- 0	AWAY	0- 1	0- 1	1- 10				
0- 0	0- 0	0- 0	NEUTRAL	0- 0	0- 0	0- 0				
2- 9	0- 0	0- 0	NON-CONFERENCE	0- 0	0- 0	2- 9				
2- 3	0- 0	0- 0	HOME	0- 0	0- 0	2- 3				
0- 6	0- 0	0- 0	AWAY	0- 0	0- 0	0- 6				
0- 0	0- 0	0- 0	NEUTRAL	0- 0	0- 0	0- 0				
1- 10	0- 0	0- 0	CONFERENCE	0- 2	0- 1	1- 7				
0- 4	0- 0	0- 0	HOME	0- 1	0- 0	0- 3				
1- 6	0- 0	0- 0	AWAY	0- 1	0- 1	1- 4				
0- 0	0- 0	0- 0	NEUTRAL	0- 0	0- 0	0- 0				

RPI S	Opponent	Score	RPI S	Opponent	Score	RPI S	Opponent	Score	RPI S	Opponent	Score	Team's RPI: 347
						58	A Troy	65 77	121	A UT Arlington	34 72	
						58	H Troy	65 72	157	A Texas Tech	38 83	
									163	A Tennessee Tech	68 75	
									165	A Louisiana	55 68	
									182	H Little Rock	50 70	
									221	H Southern Miss.	42 57	
									223	H Southeastern La.	52 65	
									235	A South Alabama	63 72	
									235	H South Alabama	39 73	
									239	H Arkansas St.	53 54	
									262	A North Texas	51 63	
									278	A Ole Miss	42 66	
									294	A Texas St.	58 55	
									295	A Nicholls St.	59 74	
									299	A Ga. Southern	47 64	
									315	A Georgia St.	52 68	
									323	H Houston Baptist	65 72	
									332	H Northwestern St.	63 54	
									335	A McNeese	69 72	
									351	H Mississippi Val.	74 66	
LAST 10 Division I												
235	H	South Alabama	39	73	121	A	UT Arlington	34	72			
58	A	Troy	65	77	294	A	Texas St.	58	55			
239	H	Arkansas St.	53	54	235	A	South Alabama	63	72			
165	A	Louisiana	55	68	58	H	Troy	65	72			
182	H	Little Rock	50	70	315	A	Georgia St.	52	68			

Non-Div I Games:

La.-Monroe

■ Loss,
■ Non-Conf,
■ S Site,
■ H Home
■ A Away
N Neutral

Average RPI Win:	235	WON-LOST	WINNING	LAST 10	STRENGTH OF	OPP. STRENGTH	TEAM	ADJ.	CONF.	ADJ CONF.
Average RPI Loss:	141	RECORD	PCT. RANK	GAMES	SCHEDULE	OF SCHEDULE	RPI	RPI	RPI	RPI
DIV. I ONLY	11- 10	158	6-4	161	248	159	159	15	15	
DIV. I NON-CONF.	4- 6	212	0	262	323	271	271	16	16	
TOTALS	RPI 1-25	RPI 26-50	W-L RECORDS	RPI 51-100	RPI 101-150	RPI 150+				
11- 10	0- 0	0- 0	OVERALL	1- 4	2- 3	8- 3				
8- 2	0- 0	0- 0	HOME	1- 0	2- 1	5- 1				
3- 8	0- 0	0- 0	AWAY	0- 4	0- 2	3- 2				
0- 0	0- 0	0- 0	NEUTRAL	0- 0	0- 0	0- 0				
4- 6	0- 0	0- 0	NON-CONFERENCE	0- 2	0- 1	4- 3				
3- 2	0- 0	0- 0	HOME	0- 0	0- 1	3- 1				
1- 4	0- 0	0- 0	AWAY	0- 2	0- 0	1- 2				
0- 0	0- 0	0- 0	NEUTRAL	0- 0	0- 0	0- 0				
7- 4	0- 0	0- 0	CONFERENCE	1- 2	2- 2	4- 0				
5- 0	0- 0	0- 0	HOME	1- 0	2- 0	2- 0				
2- 4	0- 0	0- 0	AWAY	0- 2	0- 2	2- 0				
0- 0	0- 0	0- 0	NEUTRAL	0- 0	0- 0	0- 0				

RPI 1-25				RPI 26-50				RPI 51-100				RPI 101+				Team's RPI: 159
RPI	S	Opponent	Score	RPI	S	Opponent	Score	RPI	S	Opponent	Score	RPI	S	Opponent	Score	
								61	A	St. John's (NY)	44 76	101	H	Duquesne	65 73	
								68	A	Seton Hall	50 74	123	A	Lehigh	66 73	
								71	A	Bucknell	36 50	123	H	Lehigh	61 53	
								83	A	Colgate	52 73	143	A	Holy Cross	56 57	
								83	H	Colgate	55 39	150	H	Boston U.	59 57	
												181	A	American	67 52	
												193	A	Binghamton	64 74	
												230	H	Manhattan	60 53	
												252	H	Loyola Maryland	55 52	
												273	A	Monmouth	44 52	
												293	H	UMBC	58 65	
												296	H	Navy	79 52	
												300	A	Army West Point	57 52	
												308	A	Albany (NY)	54 47	
												325	H	Fairleigh Dickinson	61 29	
												337	H	LIU Brooklyn	65 60	
LAST 10 Division I																
				123	A	Lehigh	66 73					296	H	Navy	79 52	
				181	A	American	67 52					83	A	Colgate	52 73	
				83	H	Colgate	55 39					252	H	Loyola Maryland	55 52	
				123	H	Lehigh	61 53					143	A	Holy Cross	56 57	
				300	A	Army West Point	57 52					71	A	Bucknell	36 50	

Non-Div I Games:

Lafayette

Average RPI Win:	275	WON-LOST	WINNING	LAST 10	STRENGTH OF	OPP. STRENGTH	TEAM	ADJ.	CONF.	ADJ CONF.
Average RPI Loss:	140	RECORD	PCT. RANK	GAMES	SCHEDULE	OF SCHEDULE	RPI	RPI	RPI	RPI
DIV. I ONLY	7- 13	260	3-7	138	261	229	229	23	23	
DIV. I NON-CONF.	2- 5	259	0	27	102	155	155	22	22	
TOTALS	RPI 1-25	RPI 26-50	W-L RECORDS	RPI 51-100	RPI 101-150	RPI 150+				
7- 13	0- 2	0- 1	OVERALL	0- 0	1- 4	6- 6				
3- 5	0- 0	0- 0	HOME	0- 0	0- 2	3- 3				
3- 8	0- 2	0- 1	AWAY	0- 0	0- 2	3- 3				
1- 0	0- 0	0- 0	NEUTRAL	0- 0	1- 0	0- 0				
2- 5	0- 2	0- 1	NON-CONFERENCE	0- 0	1- 0	1- 2				
1- 1	0- 0	0- 0	HOME	0- 0	0- 0	1- 1				
0- 4	0- 2	0- 1	AWAY	0- 0	0- 0	0- 1				
1- 0	0- 0	0- 0	NEUTRAL	0- 0	1- 0	0- 0				
5- 8	0- 0	0- 0	CONFERENCE	0- 0	0- 4	5- 4				
2- 4	0- 0	0- 0	HOME	0- 0	0- 2	2- 2				
3- 4	0- 0	0- 0	AWAY	0- 0	0- 2	3- 2				
0- 0	0- 0	0- 0	NEUTRAL	0- 0	0- 0	0- 0				

RPI 1-25				RPI 26-50				RPI 51-100				RPI 101+ Team's RPI: 229			
RPI	S	Opponent	Score	RPI	S	Opponent	Score	RPI	S	Opponent	Score	RPI	S	Opponent	Score
8	A	Baylor	28 90	44	A	Oklahoma St.	53 74					106	H	SFA	53 54
13	A	NC State	40 81									110	A	Abilene Christian	72 78
												110	H	Abilene Christian	49 75
												116	A	A&M-Corpus Christi	39 49
												122	N	Idaho	47 44
												165	H	Louisiana	63 74
												169	H	New Orleans	57 62
												170	A	Sam Houston St.	47 68
												216	A	Central Ark.	29 53
												223	A	Southeastern La.	65 57
												285	H	Incarnate Word	48 67
												292	H	Denver	71 59
												295	A	Nicholls St.	84 78
												312	A	Cal Poly	56 57
												323	H	Houston Baptist	60 53
												332	H	Northwestern St.	61 58
												335	A	McNeese	87 69
LAST 10 Division I															
110	H	Abilene Christian	49 75	116	A	A&M-Corpus Christi	39 49								
216	A	Central Ark.	29 53	170	A	Sam Houston St.	47 68								
335	A	McNeese	87 69	323	H	Houston Baptist	60 53								
106	H	SFA	53 54	295	A	Nicholls St.	84 78								
285	H	Incarnate Word	48 67	110	A	Abilene Christian	72 78								

Non-Div I Games: Howard Payne 96 36 LeTourneau 90 38

Lamar University

Loss, Non-Conf, S Site, H Home A Away N Neutral

Average RPI Win: 226	WON-LOST	WINNING	LAST 10	STRENGTH OF	OPP. STRENGTH	TEAM	ADJ.	CONF.	ADJ CONF.
Average RPI Loss: 111	RECORD	PCT. RANK	GAMES	SCHEDULE	OF SCHEDULE	RPI	RPI	RPI	RPI
DIV. I ONLY	14- 7	74	6-4	211	178	123	123	15	15
DIV. I NON-CONF.	7- 3	80	0	155	230	80	80	16	16
TOTALS	RPI 1-25	RPI 26-50	W-L RECORDS	RPI 51-100	RPI 101-150	RPI 150+			
14- 7	0- 0	0- 0	OVERALL	1- 4	2- 1	11- 2			
6- 3	0- 0	0- 0	HOME	1- 1	2- 1	3- 1			
8- 2	0- 0	0- 0	AWAY	0- 1	0- 0	8- 1			
0- 2	0- 0	0- 0	NEUTRAL	0- 2	0- 0	0- 0			
7- 3	0- 0	0- 0	NON-CONFERENCE	1- 3	1- 0	5- 0			
3- 0	0- 0	0- 0	HOME	1- 0	1- 0	1- 0			
4- 1	0- 0	0- 0	AWAY	0- 1	0- 0	4- 0			
0- 2	0- 0	0- 0	NEUTRAL	0- 2	0- 0	0- 0			
7- 4	0- 0	0- 0	CONFERENCE	0- 1	1- 1	6- 2			
3- 3	0- 0	0- 0	HOME	0- 1	1- 1	2- 1			
4- 1	0- 0	0- 0	AWAY	0- 0	0- 0	4- 1			
0- 0	0- 0	0- 0	NEUTRAL	0- 0	0- 0	0- 0			

RPI S	Opponent	Score	RPI S	Opponent	Score	RPI S	Opponent	Score	RPI S	Opponent	Score	Team's RPI: 123
						57	A Minnesota	49 77	136	H George Washington	59 53	
						68	H Seton Hall	75 68	143	H Holy Cross	57 74	
						71	H Bucknell	50 71	150	H Boston U.	51 34	
						72	N Ball St.	52 54	159	A Lafayette	53 61	
						97	N Fordham	57 59	159	H Lafayette	73 66	
									181	A American	64 63	
									181	H American	56 64	
									200	A Mt. St. Mary's	66 65	
									201	A Merrimack	72 68	
									252	A Loyola Maryland	55 53	
									261	A Delaware St.	68 38	
									296	A Navy	60 53	
									296	H Navy	70 40	
									300	A Army West Point	94 65	
									326	A Saint Peter's	80 71	
									344	H Central Conn. St.	70 51	
LAST 10 Division I												
			159	H Lafayette	73 66		71	H Bucknell	50 71			
			300	A Army West Point	94 65		296	A Navy	60 53			
			181	H American	56 64		181	A American	64 63			
			159	A Lafayette	53 61		150	H Boston U.	51 34			
			143	H Holy Cross	57 74		252	A Loyola Maryland	55 53			

Non-Div I Games: Bloomsburg 91 43

Lehigh

■ Loss,
 ■ Non-Conf,
 ■ S Site,
 ■ H Home
 ■ A Away
 N Neutral

Average RPI Win:	270	WON-LOST	WINNING	LAST 10	STRENGTH OF	OPP. STRENGTH	TEAM	ADJ.	CONF.	ADJ CONF.
Average RPI Loss:	144	RECORD	PCT. RANK	GAMES	SCHEDULE	OF SCHEDULE	RPI	RPI	RPI	RPI
DIV. I ONLY	4- 19	321	2-8	98	258	276	276	16	16	
DIV. I NON-CONF.	2- 10	313	0	62	307	254	254	15	15	
TOTALS	RPI 1-25	RPI 26-50	W-L RECORDS	RPI 51-100	RPI 101-150	RPI 150+				
4- 19	0- 1	0- 0	OVERALL	0- 6	0- 2	4- 10				
1- 8	0- 0	0- 0	HOME	0- 1	0- 1	1- 6				
3- 9	0- 1	0- 0	AWAY	0- 4	0- 0	3- 4				
0- 2	0- 0	0- 0	NEUTRAL	0- 1	0- 1	0- 0				
2- 10	0- 0	0- 0	NON-CONFERENCE	0- 5	0- 1	2- 4				
1- 3	0- 0	0- 0	HOME	0- 1	0- 0	1- 2				
1- 5	0- 0	0- 0	AWAY	0- 3	0- 0	1- 2				
0- 2	0- 0	0- 0	NEUTRAL	0- 1	0- 1	0- 0				
2- 9	0- 1	0- 0	CONFERENCE	0- 1	0- 1	2- 6				
0- 5	0- 0	0- 0	HOME	0- 0	0- 1	0- 4				
2- 4	0- 1	0- 0	AWAY	0- 1	0- 0	2- 2				
0- 0	0- 0	0- 0	NEUTRAL	0- 0	0- 0	0- 0				

RPI	S	Opponent	Score	RPI	S	Opponent	Score	RPI	S	Opponent	Score	RPI	S	Opponent	Score	Team's RPI: 276
25	A	FGCU	56 82					55	H	Belmont	68 69	107	N	Rider	76 81	
								60	N	Marist	63 74	113	H	North Florida	60 68	
								61	A	Middle Tenn.	49 70	154	A	North Ala.	58 91	
								64	A	Dayton	60 82	154	H	North Ala.	72 84	
								69	A	UT Martin	67 83	163	A	Tennessee Tech	58 78	
								98	A	Liberty	60 64	194	H	Jacksonville	64 73	
												202	H	Northern Ky.	71 69	
												209	A	Stetson	65 59	
												209	H	Stetson	34 48	
												224	H	Eastern Ill.	56 66	
												227	A	Kennesaw St.	60 88	
												227	H	Kennesaw St.	66 74	
												241	H	Murray St.	57 67	
												297	A	Jacksonville St.	63 65	
												329	A	NJIT	65 57	
												340	A	Tennessee St.	74 64	
LAST 10 Division I																
154	A	North Ala.	58 91	329	A	NJIT	65 57									
227	A	Kennesaw St.	60 88	98	A	Liberty	60 64									
209	H	Stetson	34 48	227	H	Kennesaw St.	66 74									
194	H	Jacksonville	64 73	154	H	North Ala.	72 84									
113	H	North Florida	60 68	209	A	Stetson	65 59									

Non-Div I Games: Queens (NC) 86 45

Lipscomb

Loss, Non-Conf, S Site, H Home A Away N Neutral

2022-23				Through Games Of Feb. 11, 2023						
Average RPI Win:	267	WON-LOST	WINNING	LAST 10	STRENGTH OF	OPP. STRENGTH	TEAM	ADJ.	CONF.	ADJ CONF.
Average RPI Loss:	110	RECORD	PCT. RANK	GAMES	SCHEDULE	OF SCHEDULE	RPI	RPI	RPI	RPI
DIV. I ONLY	10- 12	208	7-3		155	153	182	182	21	21
DIV. I NON-CONF.	2- 9	304	0		32	34	217	217	19	19

TOTALS	RPI 1-25		RPI 26-50		W-L RECORDS		RPI 51-100		RPI 101-150	RPI 150+
10- 12	0- 3		0- 2		OVERALL		0- 2		0- 1	10- 4
6- 4	0- 1		0- 0		HOME		0- 1		0- 0	6- 2
4- 8	0- 2		0- 2		AWAY		0- 1		0- 1	4- 2
0- 0	0- 0		0- 0		NEUTRAL		0- 0		0- 0	0- 0
2- 9	0- 3		0- 2		NON-CONFERENCE		0- 1		0- 0	2- 3
2- 3	0- 1		0- 0		HOME		0- 0		0- 0	2- 2
0- 6	0- 2		0- 2		AWAY		0- 1		0- 0	0- 1
0- 0	0- 0		0- 0		NEUTRAL		0- 0		0- 0	0- 0
8- 3	0- 0		0- 0		CONFERENCE		0- 1		0- 1	8- 1
4- 1	0- 0		0- 0		HOME		0- 1		0- 0	4- 0
4- 2	0- 0		0- 0		AWAY		0- 0		0- 1	4- 1
0- 0	0- 0		0- 0		NEUTRAL		0- 0		0- 0	0- 0

RPI 1-25					RPI 26-50					RPI 51-100					RPI 101+					Team's RPI: 182	
RPI	S	Opponent	Score		RPI	S	Opponent	Score		RPI	S	Opponent	Score		RPI	S	Opponent	Score			
9	A	Mississippi St.	50	89	30	A	Western Ky.	58	77	86	A	Rice	40	66	121	A	UT Arlington	58	65		
17	A	Texas A&M	35	78	38	A	Arkansas	53	86	99	H	Coastal Caro.	48	68	165	A	Louisiana	59	44		
24	H	LSU	50	65											166	H	Memphis	50	68		
															180	A	Fla. Atlantic	72	79		
															216	H	Central Ark.	63	48		
															239	H	Arkansas St.	67	58		
															240	H	Louisiana Tech	38	43		
															246	H	Tulsa	63	51		
															249	H	Appalachian St.	68	63		
															294	A	Texas St.	78	66		
															299	A	Ga. Southern	65	49		
															299	H	Ga. Southern	58	46		
															315	A	Georgia St.	43	58		
															315	H	Georgia St.	66	46		
															347	A	La.-Monroe	70	50		
LAST 10 Division I																					
					315	A	Georgia St.	43	58	239	H	Arkansas St.	67	58							
					299	A	Ga. Southern	65	49	99	H	Coastal Caro.	48	68							
					165	A	Louisiana	59	44	315	H	Georgia St.	66	46							
					249	H	Appalachian St.	68	63	299	H	Ga. Southern	58	46							
					347	A	La.-Monroe	70	50	121	A	UT Arlington	58	65							

Non-Div I Games:

Little Rock

Loss, Non-Conf, S Site, H Home A Away N Neutral

Average RPI Win:	266	WON-LOST	WINNING	LAST 10	STRENGTH OF	OPP. STRENGTH	TEAM	ADJ.	CONF.	ADJ CONF.
Average RPI Loss:	190	RECORD	PCT. RANK	GAMES	SCHEDULE	OF SCHEDULE	RPI	RPI	RPI	RPI
DIV. I ONLY	9- 12	224	5-5	323	176	266	266	28	28	
DIV. I NON-CONF.	4- 8	235	0-1	297	90	282	282	26	26	
TOTALS	RPI 1-25	RPI 26-50	W-L RECORDS	RPI 51-100	RPI 101-150	RPI 150+				
9- 12	0- 2	0- 0	OVERALL	0- 1	0- 1	9- 8				
5- 3	0- 1	0- 0	HOME	0- 0	0- 0	5- 2				
2- 9	0- 1	0- 0	AWAY	0- 1	0- 1	2- 6				
2- 0	0- 0	0- 0	NEUTRAL	0- 0	0- 0	2- 0				
4- 8	0- 2	0- 0	NON-CONFERENCE	0- 1	0- 1	4- 4				
1- 3	0- 1	0- 0	HOME	0- 0	0- 0	1- 2				
1- 5	0- 1	0- 0	AWAY	0- 1	0- 1	1- 2				
2- 0	0- 0	0- 0	NEUTRAL	0- 0	0- 0	2- 0				
5- 4	0- 0	0- 0	CONFERENCE	0- 0	0- 0	5- 4				
4- 0	0- 0	0- 0	HOME	0- 0	0- 0	4- 0				
1- 4	0- 0	0- 0	AWAY	0- 0	0- 0	1- 4				
0- 0	0- 0	0- 0	NEUTRAL	0- 0	0- 0	0- 0				

RPI 1-25				RPI 26-50				RPI 51-100				RPI 101+ Team's RPI: 266			
RPI	S	Opponent	Score	RPI	S	Opponent	Score	RPI	S	Opponent	Score	RPI	S	Opponent	Score
2	H	Oregon	45 81					84	A	Southern California	40 57	140	A	California	45 68
5	A	UCLA	51 86									162	A	UC Davis	55 57
												178	A	Hawaii	44 68
												178	H	Hawaii	62 55
												203	A	Santa Clara	54 46
												205	N	Penn St.	64 56
												233	A	Cal St. Fullerton	65 69
												277	H	Utah St.	48 56
												281	H	LMU (CA)	57 70
												288	H	CSUN	60 52
												289	H	UC Riverside	73 67
												290	A	California Baptist	70 79
												303	A	UC Irvine	56 46
												306	N	UTRGV	69 65
												310	A	Seattle U	54 66
												311	H	Air Force	74 68
												312	A	Cal Poly	41 61
												312	H	Cal Poly	72 69
LAST 10 Division I															
312	A	Cal Poly	41 61	288	H	CSUN	60 52								
178	A	Hawaii	44 68	162	A	UC Davis	55 57								
289	H	UC Riverside	73 67	233	A	Cal St. Fullerton	65 69								
303	A	UC Irvine	56 46	312	H	Cal Poly	72 69								
178	H	Hawaii	62 55	84	A	Southern California	40 57								

Non-Div I Games: Westcliff 94 47 Bethesda (CA) 90 43

Long Beach St.

Loss, Non-Conf, S Site, H Home A Away N Neutral

Average RPI Win:	272	WON-LOST	WINNING	LAST 10	STRENGTH OF	OPP. STRENGTH	TEAM	ADJ.	CONF.	ADJ CONF.
Average RPI Loss:	195	RECORD	PCT. RANK	GAMES	SCHEDULE	OF SCHEDULE	RPI	RPI	RPI	RPI
DIV. I ONLY	10- 12	208	4-6	285	316	260	260	25	25	
DIV. I NON-CONF.	4- 5	195	0	299	225	257	257	28	28	
TOTALS	RPI 1-25	RPI 26-50	W-L RECORDS	RPI 51-100	RPI 101-150	RPI 150+				
10- 12	0- 0	0- 1	OVERALL	0- 0	0- 2	10- 9				
6- 5	0- 0	0- 0	HOME	0- 0	0- 1	6- 4				
4- 7	0- 0	0- 1	AWAY	0- 0	0- 1	4- 5				
0- 0	0- 0	0- 0	NEUTRAL	0- 0	0- 0	0- 0				
4- 5	0- 0	0- 1	NON-CONFERENCE	0- 0	0- 1	4- 3				
3- 1	0- 0	0- 0	HOME	0- 0	0- 0	3- 1				
1- 4	0- 0	0- 1	AWAY	0- 0	0- 1	1- 2				
0- 0	0- 0	0- 0	NEUTRAL	0- 0	0- 0	0- 0				
6- 7	0- 0	0- 0	CONFERENCE	0- 0	0- 1	6- 6				
3- 4	0- 0	0- 0	HOME	0- 0	0- 1	3- 3				
3- 3	0- 0	0- 0	AWAY	0- 0	0- 0	3- 3				
0- 0	0- 0	0- 0	NEUTRAL	0- 0	0- 0	0- 0				

RPI 1-25			RPI 26-50			RPI 51-100			RPI 101+ Team's RPI: 260		
RPI	S	Opponent	Score	RPI	S	Opponent	Score	RPI	S	Opponent	Score
				43	A	James Madison	53 93	103	H	Campbell	55 70
								133	A	Florida	54 71
								161	A	Hampton	55 72
								173	A	Norfolk St.	46 49
								195	H	High Point	69 76
								211	H	Brown	86 76
								212	A	Gardner-Webb	70 73
								212	H	Gardner-Webb	80 70
								218	H	Radford	61 62
								234	A	UNC Asheville	54 51
								234	H	UNC Asheville	73 56
								256	A	Winthrop	63 74
								261	H	Delaware St.	78 62
								263	H	UNCW	59 58
								265	A	Wofford	76 79
								274	H	East Carolina	61 64
								305	A	Presbyterian	71 60
								305	H	Presbyterian	77 82
								319	A	UMES	71 62
								333	A	USC Upstate	70 62
								343	H	Charleston So.	84 64
LAST 10 Division I											
212	A	Gardner-Webb	70 73	256	A	Winthrop	63 74				
305	H	Presbyterian	77 82	195	H	High Point	69 76				
234	A	UNC Asheville	54 51	218	H	Radford	61 62				
161	A	Hampton	55 72	333	A	USC Upstate	70 62				
234	H	UNC Asheville	73 56	343	H	Charleston So.	84 64				

Non-Div I Games:

Longwood

■ Loss,
 ■ Non-Conf,
 ■ S Site,
 ■ Home
 ■ A Away
 N Neutral

Louisiana

Through Games Of Feb. 11, 2020

Average RPI Win:	247	WON-LOST	WINNING	LAST 10	STRENGTH OF	OPP. STRENGTH	TEAM	ADJ.	CONF.	ADJ CONF.
Average RPI Loss:	165	RECORD	PCT. RANK	GAMES	SCHEDULE	OF SCHEDULE	RPI	RPI	RPI	RPI
DIV. I ONLY	11- 9	142	5-5	223	242	165	165	21	21	
DIV. I NON-CONF.	5- 4	140	0	230	237	146	146	19	19	
TOTALS	RPI 1-25	RPI 26-50	W-L RECORDS	RPI 51-100	RPI 101-150	RPI 150+				
11- 9	0- 1	0- 0	OVERALL	1- 1	0- 1	10- 6				
5- 3	0- 1	0- 0	HOME	0- 1	0- 0	5- 1				
6- 6	0- 0	0- 0	AWAY	1- 0	0- 1	5- 5				
0- 0	0- 0	0- 0	NEUTRAL	0- 0	0- 0	0- 0				
5- 4	0- 1	0- 0	NON-CONFERENCE	0- 0	0- 0	5- 3				
2- 1	0- 1	0- 0	HOME	0- 0	0- 0	2- 0				
3- 3	0- 0	0- 0	AWAY	0- 0	0- 0	3- 3				
0- 0	0- 0	0- 0	NEUTRAL	0- 0	0- 0	0- 0				
6- 5	0- 0	0- 0	CONFERENCE	1- 1	0- 1	5- 3				
3- 2	0- 0	0- 0	HOME	0- 1	0- 0	3- 1				
3- 3	0- 0	0- 0	AWAY	1- 0	0- 1	2- 2				
0- 0	0- 0	0- 0	NEUTRAL	0- 0	0- 0	0- 0				

RPI 1-25				RPI 26-50				RPI 51-100				RPI 101+				Team's RPI: 165	
RPI	S	Opponent	Score	RPI	S	Opponent	Score	RPI	S	Opponent	Score	RPI	S	Opponent	Score		
9	H	Mississippi St.	48 64					58	A	Troy	79 73	121	A	UT Arlington	52 79		
								58	H	Troy	64 67	152	A	Jackson St.	54 65		
												169	A	New Orleans	65 60		
												170	A	Sam Houston St.	73 77		
												182	H	Little Rock	44 59		
												223	H	Southeastern La.	60 50		
												229	A	Lamar University	74 63		
												235	A	South Alabama	63 78		
												235	H	South Alabama	73 68		
												239	H	Arkansas St.	83 43		
												262	A	North Texas	66 69		
												278	A	Ole Miss	53 42		
												294	A	Texas St.	73 67		
												299	A	Ga. Southern	67 83		
												315	A	Georgia St.	75 65		
												335	H	McNeese	75 55		
												347	H	La.-Monroe	68 55		
LAST 10 Division I																	
58	H	Troy	64 67	294	A	Texas St.	73 67										
235	A	South Alabama	63 78	121	A	UT Arlington	52 79										
182	H	Little Rock	44 59	58	A	Troy	79 73										
347	H	La.-Monroe	68 55	235	H	South Alabama	73 68										
239	H	Arkansas St.	83 43	299	A	Ga. Southern	67 83										

Non-Div I Games: Loyola (LA) 67 51 Xavier (LA) 62 49

Louisiana

Loss, Non-Conf, S Site, H Home A Away N Neutral

Average RPI Win:	224	WON-LOST	WINNING	LAST 10	STRENGTH OF	OPP. STRENGTH	TEAM	ADJ.	CONF.	ADJ CONF.
Average RPI Loss:	155	RECORD	PCT. RANK	GAMES	SCHEDULE	OF SCHEDULE	RPI	RPI	RPI	RPI
DIV. I ONLY	9- 11	215	3-7	208	171	240	240	13	13	
DIV. I NON-CONF.	6- 3	90	0	333	286	219	219	14	14	
TOTALS	RPI 1-25	RPI 26-50	W-L RECORDS	RPI 51-100	RPI 101-150	RPI 150+				
9- 11	0- 0	0- 2	OVERALL	1- 2	0- 2	8- 5				
8- 4	0- 0	0- 1	HOME	1- 0	0- 2	7- 1				
1- 7	0- 0	0- 1	AWAY	0- 2	0- 0	1- 4				
0- 0	0- 0	0- 0	NEUTRAL	0- 0	0- 0	0- 0				
6- 3	0- 0	0- 0	NON-CONFERENCE	0- 0	0- 1	6- 2				
5- 1	0- 0	0- 0	HOME	0- 0	0- 1	5- 0				
1- 2	0- 0	0- 0	AWAY	0- 0	0- 0	1- 2				
0- 0	0- 0	0- 0	NEUTRAL	0- 0	0- 0	0- 0				
3- 8	0- 0	0- 2	CONFERENCE	1- 2	0- 1	2- 3				
3- 3	0- 0	0- 1	HOME	1- 0	0- 1	2- 1				
0- 5	0- 0	0- 1	AWAY	0- 2	0- 0	0- 2				
0- 0	0- 0	0- 0	NEUTRAL	0- 0	0- 0	0- 0				

RPI 1-25				RPI 26-50				RPI 51-100				RPI 101+				Team's RPI: 240	
RPI	S	Opponent	Score	RPI	S	Opponent	Score	RPI	S	Opponent	Score	RPI	S	Opponent	Score		
				30	H	Western Ky.	75 84	61	H	Middle Tenn.	78 60	115	H	UAB	51 71		
				32	A	Old Dominion	61 77	76	A	Charlotte	37 55	148	H	Wichita St.	80 88		
								86	A	Rice	47 60	158	A	Houston	53 67		
												166	H	Memphis	83 74		
												182	A	Little Rock	43 38		
												217	H	UTEP	87 80		
												221	A	Southern Miss.	60 66		
												223	H	Southeastern La.	92 78		
												239	H	Arkansas St.	67 54		
												245	H	Marshall	60 50		
												262	A	North Texas	69 74		
												278	A	Ole Miss	53 76		
												298	H	UTSA	73 82		
												335	H	McNeese	79 54		
												346	H	Grambling	70 66		
LAST 10 Division I																	
				245	H	Marshall	60 50	61	H	Middle Tenn.	78 60						
				30	H	Western Ky.	75 84	262	A	North Texas	69 74						
				32	A	Old Dominion	61 77	86	A	Rice	47 60						
				76	A	Charlotte	37 55	217	H	UTEP	87 80						
				115	H	UAB	51 71	298	H	UTSA	73 82						

Non-Div I Games: Loyola (LA) 71 52 LSU-Alexandria 93 61

Louisiana Tech

■ Loss,
 ■ Non-Conf,
 ■ S Site,
 ■ H Home
 ■ A Away
 N Neutral

Louisville

Through Games Of Feb. 11, 2020

Average RPI Win:	106	WON-LOST	WINNING	LAST 10	STRENGTH OF	OPP. STRENGTH	TEAM	ADJ.	CONF.	ADJ CONF.
Average RPI Loss:	46	RECORD	PCT. RANK	GAMES	SCHEDULE	OF SCHEDULE	RPI	RPI	RPI	RPI
DIV. I ONLY	21- 3	13	8-2	37	3	12	12	5	5	
DIV. I NON-CONF.	11- 1	13	0	9	8	1	1	3	3	
TOTALS	RPI 1-25	RPI 26-50	W-L RECORDS	RPI 51-100	RPI 101-150	RPI 150+				
21- 3	2- 1	5- 1	OVERALL	5- 1	4- 0	5- 0				
10- 1	1- 1	3- 0	HOME	1- 0	2- 0	3- 0				
8- 2	0- 0	1- 1	AWAY	4- 1	1- 0	2- 0				
3- 0	1- 0	1- 0	NEUTRAL	0- 0	1- 0	0- 0				
11- 1	2- 0	3- 1	NON-CONFERENCE	1- 0	2- 0	3- 0				
5- 0	1- 0	1- 0	HOME	0- 0	1- 0	2- 0				
3- 1	0- 0	1- 1	AWAY	1- 0	0- 0	1- 0				
3- 0	1- 0	1- 0	NEUTRAL	0- 0	1- 0	0- 0				
10- 2	0- 1	2- 0	CONFERENCE	4- 1	2- 0	2- 0				
5- 1	0- 1	2- 0	HOME	1- 0	1- 0	1- 0				
5- 1	0- 0	0- 0	AWAY	3- 1	1- 0	1- 0				
0- 0	0- 0	0- 0	NEUTRAL	0- 0	0- 0	0- 0				

RPI	S	Opponent	Score	RPI	S	Opponent	Score	RPI	S	Opponent	Score	RPI	S	Opponent	Score
2	N	Oregon	72 62	26	A	Ohio St.	60 67	69	A	UT Martin	71 63	104	A	Notre Dame	86 54
18	H	Central Mich.	76 63	27	A	Kentucky	67 66	74	A	Miami (FL)	87 41	118	H	Wake Forest	75 61
23	H	Florida St.	59 67	30	H	Western Ky.	75 56	77	A	Boston College	81 70	121	N	UT Arlington	76 67
				37	H	Duke	60 55	81	A	North Carolina	74 67	126	H	Boise St.	98 82
				44	N	Oklahoma St.	69 48	89	A	Syracuse	51 59	197	A	Clemson	75 50
				50	H	Virginia	71 56	89	H	Syracuse	62 58	202	A	Northern Ky.	85 57
LAST 10 Division I															
				89	A	Syracuse	51 59	81	A	North Carolina	74 67	232	H	Chattanooga	86 37
				23	H	Florida St.	59 67	77	A	Boston College	81 70	241	H	Murray St.	76 40
				104	A	Notre Dame	86 54	118	H	Wake Forest	75 61	279	H	Pittsburgh	83 49
				279	H	Pittsburgh	83 49	74	A	Miami (FL)	87 41				
				50	H	Virginia	71 56	37	H	Duke	60 55				

Non-Div I Games:

Louisville

■ Loss,
 ■ Non-Conf,
 ■ S Site,
 ■ H Home
 ■ A Away
 N Neutral

Average RPI Win:	250	WON-LOST	WINNING	LAST 10	STRENGTH OF	OPP. STRENGTH	TEAM	ADJ.	CONF.	ADJ CONF.
Average RPI Loss:	71	RECORD	PCT. RANK	GAMES	SCHEDULE	OF SCHEDULE	RPI	RPI	RPI	RPI
DIV. I ONLY	15- 7	66	6-4	267	143	137	137	7	7	
DIV. I NON-CONF.	9- 2	37	0	292	315	126	126	7	7	
TOTALS	RPI 1-25	RPI 26-50	W-L RECORDS	RPI 51-100	RPI 101-150	RPI 150+				
15- 7	0- 2	0- 3	OVERALL	2- 0	1- 0	12- 2				
7- 4	0- 2	0- 1	HOME	2- 0	0- 0	5- 1				
8- 3	0- 0	0- 2	AWAY	0- 0	1- 0	7- 1				
0- 0	0- 0	0- 0	NEUTRAL	0- 0	0- 0	0- 0				
9- 2	0- 1	0- 0	NON-CONFERENCE	0- 0	1- 0	8- 1				
3- 2	0- 1	0- 0	HOME	0- 0	0- 0	3- 1				
6- 0	0- 0	0- 0	AWAY	0- 0	1- 0	5- 0				
0- 0	0- 0	0- 0	NEUTRAL	0- 0	0- 0	0- 0				
6- 5	0- 1	0- 3	CONFERENCE	2- 0	0- 0	4- 1				
4- 2	0- 1	0- 1	HOME	2- 0	0- 0	2- 0				
2- 3	0- 0	0- 2	AWAY	0- 0	0- 0	2- 1				
0- 0	0- 0	0- 0	NEUTRAL	0- 0	0- 0	0- 0				

RPI 1-25				RPI 26-50				RPI 51-100				RPI 101+ Team's RPI: 137			
RPI	S	Opponent	Score	RPI	S	Opponent	Score	RPI	S	Opponent	Score	RPI	S	Opponent	Score
4	H	Missouri St.	72 74	29	A	Drake	52 80	79	H	Illinois St.	69 64	145	A	Portland	78 64
19	H	DePaul	76 83	42	H	Bradley	47 60	85	H	Southern Ill.	51 49	176	H	Western Mich.	60 70
				46	A	UNI	50 70					184	A	Valparaiso	64 66
												198	H	Dartmouth	61 40
												222	A	UMKC	72 67
												224	A	Eastern Ill.	67 51
												250	H	Bowling Green	84 76
												283	A	Indiana St.	58 51
												283	H	Indiana St.	65 55
												304	H	Vermont	78 76
												327	A	Evansville	71 61
												327	H	Evansville	77 47
												330	A	Detroit Mercy	89 60
												338	A	SIUE	63 50
												350	A	Chicago St.	98 53
LAST 10 Division I															
327	H	Evansville	77 47	79	H	Illinois St.	69 64	42	H	Bradley	47 60				
283	H	Indiana St.	65 55	29	A	Drake	52 80	283	A	Indiana St.	58 51				
				46	A	UNI	50 70	327	A	Evansville	71 61				
				184	A	Valparaiso	64 66	85	H	Southern Ill.	51 49				

Non-Div I Games:

Loyola Chicago

■ Loss,
 ■ Non-Conf, S Site,
 ■ Home
 ■ Away
 N Neutral

Average RPI Win:	244	WON-LOST	WINNING	LAST 10	STRENGTH OF	OPP. STRENGTH	TEAM	ADJ.	CONF.	ADJ CONF.
Average RPI Loss:	143	RECORD	PCT. RANK	GAMES	SCHEDULE	OF SCHEDULE	RPI	RPI	RPI	RPI
DIV. I ONLY	6- 16	296	3-7	131	179	252	252	15	15	
DIV. I NON-CONF.	3- 8	268	0	181	203	255	255	16	16	
TOTALS	RPI 1-25	RPI 26-50	W-L RECORDS	RPI 51-100	RPI 101-150	RPI 150+				
6- 16	0- 2	0- 0	OVERALL	1- 2	0- 5	5- 7				
4- 5	0- 0	0- 0	HOME	1- 1	0- 3	3- 1				
2- 10	0- 2	0- 0	AWAY	0- 1	0- 2	2- 5				
0- 1	0- 0	0- 0	NEUTRAL	0- 0	0- 0	0- 1				
3- 8	0- 2	0- 0	NON-CONFERENCE	0- 0	0- 1	3- 5				
2- 1	0- 0	0- 0	HOME	0- 0	0- 0	2- 1				
1- 6	0- 2	0- 0	AWAY	0- 0	0- 1	1- 3				
0- 1	0- 0	0- 0	NEUTRAL	0- 0	0- 0	0- 1				
3- 8	0- 0	0- 0	CONFERENCE	1- 2	0- 4	2- 2				
2- 4	0- 0	0- 0	HOME	1- 1	0- 3	1- 0				
1- 4	0- 0	0- 0	AWAY	0- 1	0- 1	1- 2				
0- 0	0- 0	0- 0	NEUTRAL	0- 0	0- 0	0- 0				

RPI 1-25				RPI 26-50				RPI 51-100				RPI 101+				Team's RPI: 252
RPI	S	Opponent	Score	RPI	S	Opponent	Score	RPI	S	Opponent	Score	RPI	S	Opponent	Score	
3	A	Maryland	45 105					71	A	Bucknell	42 66	104	A	Notre Dame	60 84	
16	A	Northwestern	46 67					71	H	Bucknell	60 50	123	H	Lehigh	53 55	
								83	H	Colgate	74 76	143	H	Holy Cross	56 64	
												150	A	Boston U.	42 44	
												150	H	Boston U.	39 41	
												156	N	Wright St.	51 66	
												159	A	Lafayette	52 55	
												180	A	Fla. Atlantic	61 72	
												181	A	American	44 63	
												198	H	Dartmouth	72 56	
												200	A	Mt. St. Mary's	75 81	
												255	H	Howard	69 75	
												273	H	Monmouth	64 48	
												296	A	Navy	50 44	
												300	H	Army West Point	68 59	
												313	A	St. Francis Brooklyn	78 89	
												325	A	Fairleigh Dickinson	75 46	
LAST 10 Division I																
				71	A	Bucknell	42 66					300	H	Army West Point	68 59	
				296	A	Navy	50 44					150	A	Boston U.	42 44	
				150	H	Boston U.	39 41					159	A	Lafayette	52 55	
				71	H	Bucknell	60 50					83	H	Colgate	74 76	
				181	A	American	44 63					123	H	Lehigh	53 55	

Non-Div I Games:

Loyola Maryland

■ Loss,
 ■ Non-Conf,
 ■ S Site,
 ■ H Home
 ■ A Away
 N Neutral

Maine

Through Games Of Feb. 11, 2020

Average RPI Win: 268	WON-LOST	WINNING	LAST 10	STRENGTH OF	OPP. STRENGTH	TEAM	ADJ.	CONF.	ADJ CONF.
Average RPI Loss: 127	RECORD	PCT. RANK	GAMES	SCHEDULE	OF SCHEDULE	RPI	RPI	RPI	RPI
DIV. I ONLY	10- 14	228	6-4	166	218	225	225	27	27
DIV. I NON-CONF.	3- 10	282	0	80	48	229	229	27	27
TOTALS	RPI 1-25	RPI 26-50	W-L RECORDS	RPI 51-100	RPI 101-150	RPI 150+			
10- 14	0- 1	0- 2	OVERALL	0- 4	1- 2	9- 5			
7- 4	0- 0	0- 0	HOME	0- 1	1- 2	6- 1			
3- 7	0- 1	0- 0	AWAY	0- 2	0- 0	3- 4			
0- 3	0- 0	0- 2	NEUTRAL	0- 1	0- 0	0- 0			
3- 10	0- 1	0- 2	NON-CONFERENCE	0- 3	1- 2	2- 2			
2- 3	0- 0	0- 0	HOME	0- 1	1- 2	1- 0			
1- 4	0- 1	0- 0	AWAY	0- 1	0- 0	1- 2			
0- 3	0- 0	0- 2	NEUTRAL	0- 1	0- 0	0- 0			
7- 4	0- 0	0- 0	CONFERENCE	0- 1	0- 0	7- 3			
5- 1	0- 0	0- 0	HOME	0- 0	0- 0	5- 1			
2- 3	0- 0	0- 0	AWAY	0- 1	0- 0	2- 2			
0- 0	0- 0	0- 0	NEUTRAL	0- 0	0- 0	0- 0			

RPI 1-25				RPI 26-50				RPI 51-100				RPI 101+ Team's RPI: 225			
RPI	S	Opponent	Score	RPI	S	Opponent	Score	RPI	S	Opponent	Score	RPI	S	Opponent	Score
13	A	NC State	34 62	28	N	Arizona St.	31 57	54	A	Drexel	57 70	139	H	Green Bay	61 60
				29	N	Drake	62 94	64	N	Dayton	49 78	146	H	Northeastern	58 66
								78	A	Stony Brook	69 73	150	H	Boston U.	49 62
								100	H	Harvard	40 69	187	A	Delaware	69 56
												193	A	Binghamton	63 73
												193	H	Binghamton	75 65
												198	A	Dartmouth	41 57
												211	A	Brown	70 76
												219	A	UMass Lowell	57 66
												254	H	New Hampshire	67 50
												293	H	UMBC	54 74
												296	H	Navy	46 41
												304	A	Vermont	65 47
												304	H	Vermont	70 59
												308	H	Albany (NY)	60 49
												349	A	Hartford	69 52
												349	H	Hartford	87 73
LAST 10 Division I															
193	H	Binghamton	75 65	193	A	Binghamton	63 73								
304	H	Vermont	70 59	219	A	UMass Lowell	57 66								
349	A	Hartford	69 52	308	H	Albany (NY)	60 49								
293	H	UMBC	54 74	254	H	New Hampshire	67 50								
304	A	Vermont	65 47	78	A	Stony Brook	69 73								

Non-Div I Games: Husson 104 43

Maine

■ Loss,
 ■ Non-Conf, S Site,
 ■ Home
 ■ Away
 N Neutral

Average RPI Win:	289	WON-LOST	WINNING	LAST 10	STRENGTH OF	OPP. STRENGTH	TEAM	ADJ.	CONF.	ADJ CONF.
Average RPI Loss:	137	RECORD	PCT. RANK	GAMES	SCHEDULE	OF SCHEDULE	RPI	RPI	RPI	RPI
DIV. I ONLY	9- 13	233	4-6	186	294	230	230	24	24	
DIV. I NON-CONF.	3- 6	235	0	96	244	211	211	25	25	
TOTALS	RPI 1-25	RPI 26-50	W-L RECORDS	RPI 51-100	RPI 101-150	RPI 150+				
9- 13	0- 0	0- 0	OVERALL	0- 6	0- 2	9- 5				
6- 4	0- 0	0- 0	HOME	0- 2	0- 1	6- 1				
3- 9	0- 0	0- 0	AWAY	0- 4	0- 1	3- 4				
0- 0	0- 0	0- 0	NEUTRAL	0- 0	0- 0	0- 0				
3- 6	0- 0	0- 0	NON-CONFERENCE	0- 4	0- 1	3- 1				
2- 2	0- 0	0- 0	HOME	0- 1	0- 1	2- 0				
1- 4	0- 0	0- 0	AWAY	0- 3	0- 0	1- 1				
0- 0	0- 0	0- 0	NEUTRAL	0- 0	0- 0	0- 0				
6- 7	0- 0	0- 0	CONFERENCE	0- 2	0- 1	6- 4				
4- 2	0- 0	0- 0	HOME	0- 1	0- 0	4- 1				
2- 5	0- 0	0- 0	AWAY	0- 1	0- 1	2- 3				
0- 0	0- 0	0- 0	NEUTRAL	0- 0	0- 0	0- 0				

RPI 1-25				RPI 26-50				RPI 51-100				RPI 101+ Team's RPI: 230			
RPI	S	Opponent	Score	RPI	S	Opponent	Score	RPI	S	Opponent	Score	RPI	S	Opponent	Score
								60	A	Marist	53 74	101	H	Duquesne	65 76
								60	H	Marist	66 71	107	A	Rider	53 76
								75	A	Nebraska	51 71	159	A	Lafayette	53 60
								78	A	Stony Brook	54 59	179	A	Quinnipiac	58 70
								95	A	Villanova	51 63	198	H	Dartmouth	70 58
								97	H	Fordham	45 51	228	A	Fairfield	47 87
												244	H	Iona	54 32
												269	H	Niagara	68 65
												273	A	Monmouth	60 62
												275	A	Siena	80 50
												275	H	Siena	49 59
												300	H	Army West Point	86 56
												325	A	Fairleigh Dickinson	62 61
												326	A	Saint Peter's	85 52
												326	H	Saint Peter's	68 64
												339	H	Canisius	68 50
LAST 10 Division I															
				60	A	Marist	53 74					228	A	Fairfield	47 87
				275	H	Siena	49 59					60	H	Marist	66 71
				326	H	Saint Peter's	68 64					275	A	Siena	80 50
				107	A	Rider	53 76					179	A	Quinnipiac	58 70
				244	H	Iona	54 32					326	A	Saint Peter's	85 52

Non-Div I Games:

Manhattan

 Loss,
 Non-Conf,
 S Site,
 H Home
 A Away
N Neutral

M
a
r
i
s
t

M
a
r
i
s
t

Marist

Page 156

Average RPI Win:	147	WON-LOST	WINNING	LAST 10	STRENGTH OF	OPP. STRENGTH	TEAM	ADJ.	CONF.	ADJ CONF.
Average RPI Loss:	40	RECORD	PCT. RANK	GAMES	SCHEDULE	OF SCHEDULE	RPI	RPI	RPI	RPI
DIV. I ONLY	18- 6	42	8-2	67	51	36	36	6	6	
DIV. I NON-CONF.	9- 2	37	0	75	56	43	43	6	6	
TOTALS	RPI 1-25	RPI 26-50	W-L RECORDS	RPI 51-100	RPI 101-150	RPI 150+				
18- 6	0- 3	1- 1	OVERALL	7- 2	3- 0	7- 0				
10- 2	0- 2	1- 0	HOME	5- 0	1- 0	3- 0				
7- 4	0- 1	0- 1	AWAY	2- 2	2- 0	3- 0				
1- 0	0- 0	0- 0	NEUTRAL	0- 0	0- 0	1- 0				
9- 2	0- 2	0- 0	NON-CONFERENCE	3- 0	1- 0	5- 0				
4- 2	0- 2	0- 0	HOME	2- 0	0- 0	2- 0				
4- 0	0- 0	0- 0	AWAY	1- 0	1- 0	2- 0				
1- 0	0- 0	0- 0	NEUTRAL	0- 0	0- 0	1- 0				
9- 4	0- 1	1- 1	CONFERENCE	4- 2	2- 0	2- 0				
6- 0	0- 0	1- 0	HOME	3- 0	1- 0	1- 0				
3- 4	0- 1	0- 1	AWAY	1- 2	1- 0	1- 0				
0- 0	0- 0	0- 0	NEUTRAL	0- 0	0- 0	0- 0				

RPI 1-25				RPI 26-50				Team's RPI: 36				RPI 51-100				RPI 101+			
RPI	S	Opponent	Score	RPI	S	Opponent	Score	RPI	S	Opponent	Score	RPI	S	Opponent	Score	RPI	S	Opponent	Score
9	H	Mississippi St.	68 74	35	A	Creighton	62 72	55	H	Belmont	53 51	139	A	Green Bay	60 47				
16	H	Northwestern	56 64	35	H	Creighton	52 50	61	A	St. John's (NY)	67 57	141	A	Providence	60 50				
19	A	DePaul	71 89					61	H	St. John's (NY)	94 85	141	H	Providence	85 55				
								63	A	South Dakota St.	65 58	155	A	Saint Mary's (CA)	77 63				
								68	A	Seton Hall	60 72	237	A	Milwaukee	78 56				
								68	H	Seton Hall	81 60	242	H	Georgetown	73 51				
								79	H	Illinois St.	58 41	246	N	Tulsa	61 60				
								94	A	Butler	55 61	253	H	Morgan St.	70 48				
								95	H	Villanova	57 52	264	A	Xavier	80 60				
												313	H	St. Francis Brooklyn	92 71				
LAST 10 Division I																			
				61	A	St. John's (NY)	67 57					242	H	Georgetown	73 51				
				68	A	Seton Hall	60 72					264	A	Xavier	80 60				
				35	H	Creighton	52 50					94	A	Butler	55 61				
				141	H	Providence	85 55					68	H	Seton Hall	81 60				
				95	H	Villanova	57 52					61	H	St. John's (NY)	94 85				

Non-Div I Games:

Marquette

■ Loss,
■ Non-Conf,
■ S Site,
■ H Home
■ A Away
N Neutral

Marshall

Through Games Of Feb. 11, 2020

Average RPI Win:	225	WON-LOST	WINNING	LAST 10	STRENGTH OF	OPP. STRENGTH	TEAM	ADJ.	CONF.	ADJ CONF.
Average RPI Loss:	148	RECORD	PCT. RANK	GAMES	SCHEDULE	OF SCHEDULE	RPI	RPI	RPI	RPI
DIV. I ONLY	7- 13	260	4-6	205	145	245	245	13	13	
DIV. I NON-CONF.	3- 6	235	0	335	213	319	319	14	14	
TOTALS	RPI 1-25	RPI 26-50	W-L RECORDS	RPI 51-100	RPI 101-150	RPI 150+				
7- 13	0- 0	0- 3	OVERALL	0- 4	1- 0	6- 6				
4- 5	0- 0	0- 1	HOME	0- 1	1- 0	3- 3				
3- 8	0- 0	0- 2	AWAY	0- 3	0- 0	3- 3				
0- 0	0- 0	0- 0	NEUTRAL	0- 0	0- 0	0- 0				
3- 6	0- 0	0- 1	NON-CONFERENCE	0- 1	0- 0	3- 4				
2- 2	0- 0	0- 0	HOME	0- 0	0- 0	2- 2				
1- 4	0- 0	0- 1	AWAY	0- 1	0- 0	1- 2				
0- 0	0- 0	0- 0	NEUTRAL	0- 0	0- 0	0- 0				
4- 7	0- 0	0- 2	CONFERENCE	0- 3	1- 0	3- 2				
2- 3	0- 0	0- 1	HOME	0- 1	1- 0	1- 1				
2- 4	0- 0	0- 1	AWAY	0- 2	0- 0	2- 1				
0- 0	0- 0	0- 0	NEUTRAL	0- 0	0- 0	0- 0				

RPI 1-25				RPI 26-50				RPI 51-100				RPI 101+				Team's RPI: 245	
RPI	S	Opponent	Score	RPI	S	Opponent	Score	RPI	S	Opponent	Score	RPI	S	Opponent	Score		
				30	H	Western Ky.	65 74	51	A	Ohio	51 67	115	H	UAB	61 56		
				32	A	Old Dominion	46 57	61	H	Middle Tenn.	55 75	173	H	Norfolk St.	75 69		
				47	A	Rutgers	41 66	76	A	Charlotte	46 52	180	H	Fla. Atlantic	85 75		
								86	A	Rice	43 81	183	A	Towson	56 59		
												221	A	Southern Miss.	80 65		
												240	A	Louisiana Tech	50 60		
												250	H	Bowling Green	69 82		
												253	H	Morgan St.	52 57		
												262	A	North Texas	68 59		
												283	A	Indiana St.	72 60		
												286	H	FIU	65 68		
												327	A	Evansville	62 66		
												342	H	Coppin St.	60 47		
LAST 10 Division I																	
				240	A	Louisiana Tech	50 60	32	A	Old Dominion	46 57						
				221	A	Southern Miss.	80 65	76	A	Charlotte	46 52						
				180	H	Fla. Atlantic	85 75	115	H	UAB	61 56						
				286	H	FIU	65 68	61	H	Middle Tenn.	55 75						
				30	H	Western Ky.	65 74	262	A	North Texas	68 59						

Non-Div I Games: Alderson Broadus 85 41 Ky. Christian 89 40

Marshall

Loss, Non-Conf, S Site, H Home A Away N Neutral

Maryland

Through Games Of Feb. 11, 2020

Average RPI Win:	110	WON-LOST	WINNING	LAST 10	STRENGTH OF	OPP. STRENGTH	TEAM	ADJ.	CONF.	ADJ CONF.
Average RPI Loss:	9	RECORD	PCT. RANK	GAMES	SCHEDULE	OF SCHEDULE	RPI	RPI	RPI	RPI
DIV. I ONLY	20- 4	21	9-1	5	7	3	3	2	2	
DIV. I NON-CONF.	9- 2	37	0	82	51	35	35	2	2	
TOTALS	RPI 1-25	RPI 26-50	W-L RECORDS	RPI 51-100	RPI 101-150	RPI 150+				
20- 4	3- 4	6- 0	OVERALL	3- 0	1- 0	7- 0				
12- 1	2- 1	3- 0	HOME	2- 0	1- 0	4- 0				
6- 3	1- 3	3- 0	AWAY	0- 0	0- 0	2- 0				
2- 0	0- 0	0- 0	NEUTRAL	1- 0	0- 0	1- 0				
9- 2	0- 2	1- 0	NON-CONFERENCE	1- 0	1- 0	6- 0				
5- 1	0- 1	0- 0	HOME	0- 0	1- 0	4- 0				
2- 1	0- 1	1- 0	AWAY	0- 0	0- 0	1- 0				
2- 0	0- 0	0- 0	NEUTRAL	1- 0	0- 0	1- 0				
11- 2	3- 2	5- 0	CONFERENCE	2- 0	0- 0	1- 0				
7- 0	2- 0	3- 0	HOME	2- 0	0- 0	0- 0				
4- 2	1- 2	2- 0	AWAY	0- 0	0- 0	1- 0				
0- 0	0- 0	0- 0	NEUTRAL	0- 0	0- 0	0- 0				

RPI 1-25				RPI 26-50				RPI 51-100				RPI 101+			
RPI	S	Opponent	Score	RPI	S	Opponent	Score	RPI	S	Opponent	Score	RPI	S	Opponent	Score
1	H	South Carolina	54 63	26	A	Ohio St.	85 65	55	N	Belmont	90 26	136	H	George Washington	88 54
7	A	Iowa	61 66	26	H	Ohio St.	72 62	75	H	Nebraska	87 69	172	A	Illinois	79 60
13	A	NC State	59 66	34	A	Michigan	77 49	96	H	Michigan St.	94 53	179	H	Quinnipiac	107 52
15	A	Indiana	79 69	34	H	Michigan	70 55					187	H	Delaware	99 55
15	H	Indiana	76 62	43	A	James Madison	70 68					197	N	Clemson	63 44
16	A	Northwestern	58 81	47	H	Rutgers	79 50					252	H	Loyola Maryland	105 45
16	H	Northwestern	70 61									280	H	Wagner	119 56
												315	A	Georgia St.	114 41
LAST 10 Division I															
				47	H	Rutgers	79 50	172	A	Illinois	79 60				
				15	A	Indiana	79 69	15	H	Indiana	76 62				
				96	H	Michigan St.	94 53	75	H	Nebraska	87 69				
				26	A	Ohio St.	85 65	34	A	Michigan	77 49				
				16	H	Northwestern	70 61	7	A	Iowa	61 66				

Non-Div I Games:

Maryland

Loss, Non-Conf, S Site, H Home A Away N Neutral

Massachusetts

Through Games Of Feb. 11, 2020

Average RPI Win: 214	WON-LOST	WINNING	LAST 10	STRENGTH OF	OPP. STRENGTH	TEAM	ADJ.	CONF.	ADJ CONF.
Average RPI Loss: 146	RECORD	PCT. RANK	GAMES	SCHEDULE	OF SCHEDULE	RPI	RPI	RPI	RPI
DIV. I ONLY	15- 8	84	5-5	266	157	149	149	12	12
DIV. I NON-CONF.	9- 3	63	0	290	273	149	149	12	12
TOTALS	RPI 1-25	RPI 26-50	W-L RECORDS	RPI 51-100	RPI 101-150	RPI 150+			
15- 8	0- 0	0- 0	OVERALL	0- 2	5- 3	10- 3			
8- 4	0- 0	0- 0	HOME	0- 1	2- 2	6- 1			
7- 4	0- 0	0- 0	AWAY	0- 1	3- 1	4- 2			
0- 0	0- 0	0- 0	NEUTRAL	0- 0	0- 0	0- 0			
9- 3	0- 0	0- 0	NON-CONFERENCE	0- 1	2- 1	7- 1			
5- 2	0- 0	0- 0	HOME	0- 0	1- 1	4- 1			
4- 1	0- 0	0- 0	AWAY	0- 1	1- 0	3- 0			
0- 0	0- 0	0- 0	NEUTRAL	0- 0	0- 0	0- 0			
6- 5	0- 0	0- 0	CONFERENCE	0- 1	3- 2	3- 2			
3- 2	0- 0	0- 0	HOME	0- 1	1- 1	2- 0			
3- 3	0- 0	0- 0	AWAY	0- 0	2- 1	1- 2			
0- 0	0- 0	0- 0	NEUTRAL	0- 0	0- 0	0- 0			

RPI S	Opponent	Score	RPI S	Opponent	Score	RPI S	Opponent	Score	RPI S	Opponent	Score	Team's RPI: 149
						61	A St. John's (NY)	71 82	101	A Duquesne	81 77	
						97	H Fordham	64 69	117	H VCU	46 61	
									124	A Davidson	70 62	
									131	H Richmond	64 50	
									136	A George Washington	47 50	
									141	H Providence	63 72	
									143	H Holy Cross	75 72	
									150	A Boston U.	58 45	
									188	A Rhode Island	66 69	
									201	H Merrimack	64 79	
									207	H La Salle	76 62	
									211	H Brown	95 42	
									215	H Saint Joseph's	61 43	
									219	A UMass Lowell	74 58	
									226	A George Mason	56 73	
									244	A Iona	65 51	
									254	H New Hampshire	67 65	
									275	H Siena	61 55	
									284	A St. Bonaventure	62 52	
									304	A Vermont	83 49	
									349	H Hartford	74 48	
LAST 10 Division I												
			97	H Fordham	64 69		117	H VCU	46 61			
			226	A George Mason	56 73		188	A Rhode Island	66 69			
			124	A Davidson	70 62		207	H La Salle	76 62			
			131	H Richmond	64 50		215	H Saint Joseph's	61 43			
			136	A George Washington	47 50		284	A St. Bonaventure	62 52			

Non-Div I Games: Southern Conn. St. 86 43

Massachusetts

Loss, Non-Conf, S Site, H Home A Away N Neutral

Average RPI Win: 334	WON-LOST	WINNING	LAST 10	STRENGTH OF	OPP. STRENGTH	TEAM	ADJ.	CONF.	ADJ CONF.
Average RPI Loss: 177	RECORD	PCT. RANK	GAMES	SCHEDULE	OF SCHEDULE	RPI	RPI	RPI	RPI
DIV. I ONLY	3- 17	326	2-8	240	291	335	335	23	23
DIV. I NON-CONF.	1- 6	318	0	142	267	310	310	22	22
TOTALS	RPI 1-25	RPI 26-50	W-L RECORDS	RPI 51-100	RPI 101-150	RPI 150+			
3- 17	0- 0	0- 1	OVERALL	0- 1	0- 4	3- 11			
3- 6	0- 0	0- 0	HOME	0- 1	0- 2	3- 3			
0- 11	0- 0	0- 1	AWAY	0- 0	0- 2	0- 8			
0- 0	0- 0	0- 0	NEUTRAL	0- 0	0- 0	0- 0			
1- 6	0- 0	0- 1	NON-CONFERENCE	0- 1	0- 1	1- 3			
1- 1	0- 0	0- 0	HOME	0- 1	0- 0	1- 0			
0- 5	0- 0	0- 1	AWAY	0- 0	0- 1	0- 3			
0- 0	0- 0	0- 0	NEUTRAL	0- 0	0- 0	0- 0			
2- 11	0- 0	0- 0	CONFERENCE	0- 0	0- 3	2- 8			
2- 5	0- 0	0- 0	HOME	0- 0	0- 2	2- 3			
0- 6	0- 0	0- 0	AWAY	0- 0	0- 1	0- 5			
0- 0	0- 0	0- 0	NEUTRAL	0- 0	0- 0	0- 0			

RPI	S	Opponent	Score	RPI	S	Opponent	Score	RPI	S	Opponent	Score	RPI	S	Opponent	Score	Team's RPI: 335
38	A	Arkansas	58	101	86	H	Rice	50	81	106	A	SFA	51	82		
										110	H	Abilene Christian	73	90		
										115	A	UAB	70	97		
										116	H	A&M-Corpus Christi	59	73		
										165	A	Louisiana	55	75		
										169	A	New Orleans	59	78		
										170	A	Sam Houston St.	59	92		
										216	A	Central Ark.	49	70		
										216	H	Central Ark.	57	70		
										223	H	Southeastern La.	67	74		
										229	H	Lamar University	69	87		
										231	A	SMU	60	81		
										240	A	Louisiana Tech	54	79		
										285	A	Incarnate Word	56	73		
										295	A	Nicholls St.	63	79		
										323	H	Houston Baptist	88	72		
										332	H	Northwestern St.	61	51		
										347	H	La.-Monroe	72	69		
LAST 10 Division I																
216	A	Central Ark.	49	70	223	H	Southeastern La.	67	74							
116	H	A&M-Corpus Christi	59	73	169	A	New Orleans	59	78							
229	H	Lamar University	69	87	285	A	Incarnate Word	56	73							
295	A	Nicholls St.	63	79	332	H	Northwestern St.	61	51							
323	H	Houston Baptist	88	72	110	H	Abilene Christian	73	90							

Non-Div I Games: Centenary (LA) 116 37 LSU-Shreveport 81 77

McNeese

■ Loss,
 ■ Non-Conf, S Site,
 ■ Home
 ■ Away
 N Neutral

Average RPI Win:	203	WON-LOST	WINNING	LAST 10	STRENGTH OF	OPP. STRENGTH	TEAM	ADJ.	CONF.	ADJ CONF.
Average RPI Loss:	126	RECORD	PCT. RANK	GAMES	SCHEDULE	OF SCHEDULE	RPI	RPI	RPI	RPI
DIV. I ONLY	12- 11	165	3-7	156	126	166	166	9	9	
DIV. I NON-CONF.	9- 4	84	0	231	289	134	134	9	9	
TOTALS	RPI 1-25	RPI 26-50	W-L RECORDS	RPI 51-100	RPI 101-150	RPI 150+				
12- 11	0- 3	0- 0	OVERALL	1- 2	4- 2	7- 4				
8- 4	0- 1	0- 0	HOME	0- 1	2- 1	6- 1				
3- 6	0- 1	0- 0	AWAY	1- 1	1- 1	1- 3				
1- 1	0- 1	0- 0	NEUTRAL	0- 0	1- 0	0- 0				
9- 4	0- 1	0- 0	NON-CONFERENCE	1- 0	3- 1	5- 2				
5- 2	0- 0	0- 0	HOME	0- 0	1- 1	4- 1				
3- 1	0- 0	0- 0	AWAY	1- 0	1- 0	1- 1				
1- 1	0- 1	0- 0	NEUTRAL	0- 0	1- 0	0- 0				
3- 7	0- 2	0- 0	CONFERENCE	0- 2	1- 1	2- 2				
3- 2	0- 1	0- 0	HOME	0- 1	1- 0	2- 0				
0- 5	0- 1	0- 0	AWAY	0- 1	0- 1	0- 2				
0- 0	0- 0	0- 0	NEUTRAL	0- 0	0- 0	0- 0				

RPI 1-25				RPI 26-50				RPI 51-100				RPI 101+ Team's RPI: 166			
RPI	S	Opponent	Score	RPI	S	Opponent	Score	RPI	S	Opponent	Score	RPI	S	Opponent	Score
6	A	UConn	55 94					52	A	UCF	66 82	102	N	Kansas St.	72 68
6	H	UConn	56 68					80	H	Cincinnati	66 73	115	H	UAB	77 52
24	N	LSU	58 89					85	A	Southern Ill.	70 66	136	H	George Washington	63 64
												144	A	Tulane	55 59
												144	H	Tulane	64 62
												147	A	Toledo	83 76
												158	A	Houston	65 75
												182	A	Little Rock	68 50
												231	H	SMU	57 52
												239	H	Arkansas St.	78 50
												240	A	Louisiana Tech	74 83
												246	H	Tulsa	63 44
												270	H	Eastern Ky.	60 63
												271	H	Alabama A&M	79 71
												274	A	East Carolina	65 71
												328	H	Alcorn	57 51
												351	H	Mississippi Val.	91 54
LAST 10 Division I															
6	A	UConn	55 94	231	H	SMU	57 52	6	H	UConn	56 68				
144	H	Tulane	64 62	6	H	UConn	56 68	144	A	Tulane	55 59				
246	H	Tulsa	63 44	80	H	Cincinnati	66 73								
274	A	East Carolina	65 71	158	A	Houston	65 75								
52	A	UCF	66 82												

Non-Div I Games:

Memphis

■ Loss,
■ Non-Conf,
■ S Site,
■ H Home
■ A Away
N Neutral

Average RPI Win: 267	WON-LOST	WINNING	LAST 10	STRENGTH OF	OPP. STRENGTH	TEAM	ADJ.	CONF.	ADJ CONF.
Average RPI Loss: 180	RECORD	PCT. RANK	GAMES	SCHEDULE	OF SCHEDULE	RPI	RPI	RPI	RPI
DIV. I ONLY	5- 18	314	3-7	270	221	317	317	26	26
DIV. I NON-CONF.	2- 12	318	0-1	241	191	320	320	21	21
TOTALS	RPI 1-25	RPI 26-50	W-L RECORDS	RPI 51-100	RPI 101-150	RPI 150+			
5- 18	0- 0	0- 2	OVERALL	0- 2	0- 1	5- 13			
4- 6	0- 0	0- 1	HOME	0- 0	0- 0	4- 5			
1- 12	0- 0	0- 1	AWAY	0- 2	0- 1	1- 8			
0- 0	0- 0	0- 0	NEUTRAL	0- 0	0- 0	0- 0			
2- 12	0- 0	0- 2	NON-CONFERENCE	0- 2	0- 1	2- 7			
1- 5	0- 0	0- 1	HOME	0- 0	0- 0	1- 4			
1- 7	0- 0	0- 1	AWAY	0- 2	0- 1	1- 3			
0- 0	0- 0	0- 0	NEUTRAL	0- 0	0- 0	0- 0			
3- 6	0- 0	0- 0	CONFERENCE	0- 0	0- 0	3- 6			
3- 1	0- 0	0- 0	HOME	0- 0	0- 0	3- 1			
0- 5	0- 0	0- 0	AWAY	0- 0	0- 0	0- 5			
0- 0	0- 0	0- 0	NEUTRAL	0- 0	0- 0	0- 0			

RPI 1-25			RPI 26-50			RPI 51-100			RPI 101+			Team's RPI: 317
RPI	S	Opponent	Score	RPI	S	Opponent	Score	RPI	S	Opponent	Score	
30	H	Western Ky.	62 75	65	A	Alabama	56 111	133	A	Florida	50 71	
40	A	Yale	60 68	82	A	Georgia	60 76	151	A	UNC Greensboro	51 67	
								160	A	Columbia	48 77	
								174	A	Samford	64 72	
								191	A	Furman	49 62	
								191	H	Furman	61 55	
								194	H	Jacksonville	83 87	
								197	H	Clemson	61 65	
								212	H	Gardner-Webb	62 65	
								227	A	Kennesaw St.	64 92	
								232	H	Chattanooga	55 48	
								249	A	Appalachian St.	68 77	
								265	A	Wofford	49 77	
								265	H	Wofford	54 53	
								268	H	ETSU	66 72	
								270	H	Eastern Ky.	60 61	
								299	H	Ga. Southern	62 52	
								336	A	Western Caro.	40 51	
								348	A	South Carolina St.	66 55	
LAST 10 Division I												
191	H	Furman	61 55	268	H	ETSU	66 72					
265	H	Wofford	54 53	174	A	Samford	64 72					
336	A	Western Caro.	40 51	265	A	Wofford	49 77					
151	A	UNC Greensboro	51 67	191	A	Furman	49 62					
232	H	Chattanooga	55 48	160	A	Columbia	48 77					

Non-Div I Games: LaGrange 74 47

Mercer

■ Loss,
 ■ Non-Conf,
 ■ S Site,
 ■ H Home
 ■ A Away
 N Neutral

RPI 1-25				RPI 26-50				RPI 51-100				RPI 101+				Team's RPI: 201	
RPI	S	Opponent	Score	RPI	S	Opponent	Score	RPI	S	Opponent	Score	RPI	S	Opponent	Score		
												123	H	Lehigh	68	72	
												142	A	Robert Morris	50	72	
												142	H	Robert Morris	62	68	
												143	A	Holy Cross	42	68	
												149	A	Massachusetts	79	64	
												172	A	Illinois	72	75	
												198	A	Dartmouth	52	57	
												200	H	Mt. St. Mary's	76	55	
												211	A	Brown	72	57	
												219	H	UMass Lowell	73	50	
												251	A	Saint Francis (PA)	71	56	
												254	H	New Hampshire	64	54	
												301	A	Sacred Heart	60	63	
												304	H	Vermont	78	53	
												313	H	St. Francis Brooklyn	80	54	
												314	H	Bryant	78	66	
												325	A	Fairleigh Dickinson	84	66	
												325	H	Fairleigh Dickinson	62	51	
												337	A	LIU Brooklyn	66	63	
												337	H	LIU Brooklyn	60	68	
												344	A	Central Conn. St.	65	56	
LAST 10 Division I																	
				325	A	Fairleigh Dickinson	84 66	251	A	Saint Francis (PA)	71 56						
				337	A	LIU Brooklyn	66 63	142	A	Robert Morris	50 72						
				313	H	St. Francis Brooklyn	80 54	200	H	Mt. St. Mary's	76 55						
				337	H	LIU Brooklyn	60 68	344	A	Central Conn. St.	65 56						
				325	H	Fairleigh Dickinson	62 51	314	H	Bryant	78 66						

Non-Div I Games:	Eastern Nazarene	82	50	Fisher	81	42
------------------	------------------	----	----	--------	----	----

Page 164

Average RPI Win: 136		WON-LOST	WINNING	LAST 10	STRENGTH OF	OPP. STRENGTH	TEAM	ADJ.	CONF.	ADJ CONF.
Average RPI Loss: 41		RECORD	PCT. RANK	GAMES	SCHEDULE	OF SCHEDULE	RPI	RPI	RPI	RPI
DIV. I ONLY		12- 11	165	3-7	10	56	74	74	5	5
DIV. I NON-CONF.		8- 3	68	0	8	89	32	32	3	3
TOTALS		RPI 1-25	RPI 26-50		W-L RECORDS		RPI 51-100	RPI 101-150	RPI 150+	
12- 11	0- 6	0- 2		OVERALL		4- 2	3- 1	5- 0		
11- 5	0- 4	0- 1		HOME		4- 0	2- 0	5- 0		
0- 6	0- 2	0- 1		AWAY		0- 2	0- 1	0- 0		
1- 0	0- 0	0- 0		NEUTRAL		0- 0	1- 0	0- 0		
8- 3	0- 3	0- 0		NON-CONFERENCE		2- 0	2- 0	4- 0		
7- 2	0- 2	0- 0		HOME		2- 0	1- 0	4- 0		
0- 1	0- 1	0- 0		AWAY		0- 0	0- 0	0- 0		
1- 0	0- 0	0- 0		NEUTRAL		0- 0	1- 0	0- 0		
4- 8	0- 3	0- 2		CONFERENCE		2- 2	1- 1	1- 0		
4- 3	0- 2	0- 1		HOME		2- 0	1- 0	1- 0		
0- 5	0- 1	0- 1		AWAY		0- 2	0- 1	0- 0		
0- 0	0- 0	0- 0		NEUTRAL		0- 0	0- 0	0- 0		

RPI S	Opponent	Score	RPI S	Opponent	Score	RPI S	Opponent	Score	RPI S	Opponent	Score
12	H Louisville	41 87	33	A Virginia Tech	45 69	53	H IUPUI	74 65	104	A Notre Dame	53 76
14	H Oregon St.	53 75	37	H Duke	55 74	81	A North Carolina	58 78	113	H North Florida	78 55
15	H Indiana	45 58				88	A Georgia Tech	54 61	118	H Wake Forest	59 56
19	A DePaul	83 89				88	H Georgia Tech	54 49	138	N N.C. A&T	68 67
23	A Florida St.	61 79				89	H Syracuse	77 62	152	H Jackson St.	83 68
23	H Florida St.	62 73				93	H Washington St.	74 68	167	H Miami (OH)	80 62
									193	H Binghamton	79 56
									197	H Clemson	68 64
									234	H UNC Asheville	75 46
LAST 10 Division I											
37	H Duke	55 74	104	A Notre Dame	53 76						
33	A Virginia Tech	45 69	81	A North Carolina	58 78						
88	H Georgia Tech	54 49	89	H Syracuse	77 62						
23	A Florida St.	61 79	12	H Louisville	41 87						
197	H Clemson	68 64	23	H Florida St.	62 73						

Non-Div I Games:

Miami (FL)

■ Loss,
 ■ Non-Conf, S Site,
 ■ Home
 ■ Away
 N Neutral

Average RPI Win:	248	WON-LOST	WINNING	LAST 10	STRENGTH OF	OPP. STRENGTH	TEAM	ADJ.	CONF.	ADJ CONF.
Average RPI Loss:	83	RECORD	PCT. RANK	GAMES	SCHEDULE	OF SCHEDULE	RPI	RPI	RPI	RPI
DIV. I ONLY	10- 12	208	4-6	168	93	167	167	10	10	
DIV. I NON-CONF.	6- 5	151	0	261	121	141	141	10	10	
TOTALS	RPI 1-25	RPI 26-50	W-L RECORDS	RPI 51-100	RPI 101-150	RPI 150+				
10- 12	0- 3	0- 1	OVERALL	0- 4	1- 2	9- 2				
5- 3	0- 1	0- 0	HOME	0- 0	1- 2	4- 0				
4- 8	0- 2	0- 1	AWAY	0- 3	0- 0	4- 2				
1- 1	0- 0	0- 0	NEUTRAL	0- 1	0- 0	1- 0				
6- 5	0- 1	0- 1	NON-CONFERENCE	0- 3	0- 0	6- 0				
2- 0	0- 0	0- 0	HOME	0- 0	0- 0	2- 0				
3- 4	0- 1	0- 1	AWAY	0- 2	0- 0	3- 0				
1- 1	0- 0	0- 0	NEUTRAL	0- 1	0- 0	1- 0				
4- 7	0- 2	0- 0	CONFERENCE	0- 1	1- 2	3- 2				
3- 3	0- 1	0- 0	HOME	0- 0	1- 2	2- 0				
1- 4	0- 1	0- 0	AWAY	0- 1	0- 0	1- 2				
0- 0	0- 0	0- 0	NEUTRAL	0- 0	0- 0	0- 0				

RPI 1-25				RPI 26-50				RPI 51-100				RPI 101+				Team's RPI: 167
RPI	S	Opponent	Score	RPI	S	Opponent	Score	RPI	S	Opponent	Score	RPI	S	Opponent	Score	
18	A	Central Mich.	70 76	42	A	Bradley	68 79	72	A	Ball St.	63 80	109	H	Buffalo	72 86	
18	H	Central Mich.	87 99					74	A	Miami (FL)	62 80	112	H	Kent St.	75 78	
19	A	DePaul	79 98					80	A	Cincinnati	68 98	147	H	Toledo	92 83	
								98	N	Liberty	53 65	164	A	Eastern Mich.	53 80	
												171	H	Northern Ill.	66 64	
												176	H	Western Mich.	70 67	
												189	A	Akron	62 70	
												235	A	South Alabama	76 73	
												250	A	Bowling Green	80 59	
												270	A	Eastern Ky.	75 57	
												279	A	Pittsburgh	80 71	
												287	N	Prairie View	65 52	
												327	H	Evansville	72 64	
												341	H	UIC	85 35	
LAST 10 Division I																
18	H	Central Mich.	87 99	189	A	Akron	62 70									
147	H	Toledo	92 83	112	H	Kent St.	75 78									
176	H	Western Mich.	70 67	164	A	Eastern Mich.	53 80									
250	A	Bowling Green	80 59	18	A	Central Mich.	70 76									
72	A	Ball St.	63 80	171	H	Northern Ill.	66 64									

Non-Div I Games: Tiffin 83 51

Miami (OH)

Loss, Non-Conf, S Site, H Home A Away N Neutral

Michigan

Through Games Of Feb. 11, 2020

Average RPI Win:	134	WON-LOST	WINNING	LAST 10	STRENGTH OF	OPP. STRENGTH	TEAM	ADJ.	CONF.	ADJ CONF.
Average RPI Loss:	36	RECORD	PCT. RANK	GAMES	SCHEDULE	OF SCHEDULE	RPI	RPI	RPI	RPI
DIV. I ONLY	16- 7	61	6-4	26	31	34	34	2	2	
DIV. I NON-CONF.	9- 2	37	0	108	149	55	55	2	2	
TOTALS	RPI 1-25	RPI 26-50	W-L RECORDS	RPI 51-100	RPI 101-150	RPI 150+				
16- 7	1- 4	3- 1	OVERALL	3- 1	2- 1	7- 0				
11- 2	1- 1	3- 0	HOME	2- 0	0- 1	5- 0				
4- 4	0- 2	0- 1	AWAY	1- 1	1- 0	2- 0				
1- 1	0- 1	0- 0	NEUTRAL	0- 0	1- 0	0- 0				
9- 2	0- 1	1- 0	NON-CONFERENCE	1- 0	1- 1	6- 0				
6- 1	0- 0	1- 0	HOME	1- 0	0- 1	4- 0				
2- 0	0- 0	0- 0	AWAY	0- 0	0- 0	2- 0				
1- 1	0- 1	0- 0	NEUTRAL	0- 0	1- 0	0- 0				
7- 5	1- 3	2- 1	CONFERENCE	2- 1	1- 0	1- 0				
5- 1	1- 1	2- 0	HOME	1- 0	0- 0	1- 0				
2- 4	0- 2	0- 1	AWAY	1- 1	1- 0	0- 0				
0- 0	0- 0	0- 0	NEUTRAL	0- 0	0- 0	0- 0				

RPI 1-25				RPI 26-50				Team's RPI: 34				RPI 51-100				RPI 101+			
RPI	S	Opponent	Score	RPI	S	Opponent	Score	RPI	S	Opponent	Score	RPI	S	Opponent	Score	RPI	S	Opponent	Score
3	A	Maryland	55 70	26	A	Ohio St.	69 78	57	A	Minnesota	77 52	104	H	Notre Dame	72 76				
3	H	Maryland	49 77	39	H	Purdue	66 63	75	A	Nebraska	71 74	112	N	Kent St.	88 53				
7	H	Iowa	78 63	42	H	Bradley	77 57	89	H	Syracuse	84 76	130	A	Wisconsin	68 56				
16	A	Northwestern	73 81	47	H	Rutgers	71 57	96	H	Michigan St.	89 69	164	A	Eastern Mich.	57 38				
23	N	Florida St.	69 79									176	H	Western Mich.	76 55				
												189	A	Akron	80 71				
												205	H	Penn St.	82 48				
												249	H	Appalachian St.	62 35				
												253	H	Morgan St.	80 48				
												282	H	Oakland	79 64				
LAST 10 Division I																			
57	A	Minnesota	77 52	75	A	Nebraska	71 74												
39	H	Purdue	66 63	130	A	Wisconsin	68 56												
7	H	Iowa	78 63	3	H	Maryland	49 77												
16	A	Northwestern	73 81	26	A	Ohio St.	69 78												
47	H	Rutgers	71 57	96	H	Michigan St.	89 69												

Non-Div I Games:

Michigan

■ Loss,
 ■ Non-Conf, S Site,
 ■ Home
 ■ Away
 N Neutral

Michigan St.

Through Games Of Feb. 11, 2020

Average RPI Win:	169	WON-LOST	WINNING	LAST 10	STRENGTH OF	OPP. STRENGTH	TEAM	ADJ.	CONF.	ADJ CONF.
Average RPI Loss:	44	RECORD	PCT. RANK	GAMES	SCHEDULE	OF SCHEDULE	RPI	RPI	RPI	RPI
DIV. I ONLY	11- 12	189	3-7	47	10	96	96	2	2	
DIV. I NON-CONF.	7- 4	100	0	246	54	151	151	2	2	
TOTALS	RPI 1-25	RPI 26-50	W-L RECORDS	RPI 51-100	RPI 101-150	RPI 150+				
11- 12	0- 7	2- 2	OVERALL	1- 2	3- 0	5- 1				
8- 2	0- 1	1- 1	HOME	1- 0	1- 0	5- 0				
2- 7	0- 5	1- 1	AWAY	0- 0	1- 0	0- 1				
1- 3	0- 1	0- 0	NEUTRAL	0- 2	1- 0	0- 0				
7- 4	0- 2	0- 0	NON-CONFERENCE	0- 2	2- 0	5- 0				
5- 0	0- 0	0- 0	HOME	0- 0	0- 0	5- 0				
1- 1	0- 1	0- 0	AWAY	0- 0	1- 0	0- 0				
1- 3	0- 1	0- 0	NEUTRAL	0- 2	1- 0	0- 0				
4- 8	0- 5	2- 2	CONFERENCE	1- 0	1- 0	0- 1				
3- 2	0- 1	1- 1	HOME	1- 0	1- 0	0- 0				
1- 6	0- 4	1- 1	AWAY	0- 0	0- 0	0- 1				
0- 0	0- 0	0- 0	NEUTRAL	0- 0	0- 0	0- 0				

RPI 1-25				RPI 26-50				RPI 51-100 Team's RPI: 96				RPI 101+			
RPI	S	Opponent	Score	RPI	S	Opponent	Score	RPI	S	Opponent	Score	RPI	S	Opponent	Score
3	A	Maryland	53 94	26	H	Ohio St.	68 65	56	N	West Virginia	57 63	102	N	Kansas St.	65 60
7	A	Iowa	57 74	34	A	Michigan	69 89	75	H	Nebraska	78 70	104	A	Notre Dame	72 69
15	A	Indiana	67 79	39	H	Purdue	66 76	89	N	Syracuse	63 77	130	H	Wisconsin	69 52
16	A	Northwestern	55 85	47	A	Rutgers	66 55					164	H	Eastern Mich.	85 50
16	H	Northwestern	48 76									205	A	Penn St.	73 86
23	A	Florida St.	68 78									248	H	Morehead St.	93 48
24	N	LSU	56 58									282	H	Oakland	76 56
												330	H	Detroit Mercy	110 52
												349	H	Hartford	79 34
LAST 10 Division I															
16	A	Northwestern	55 85	47	A	Rutgers	66 55								
3	A	Maryland	53 94	26	H	Ohio St.	68 65								
39	H	Purdue	66 76	130	H	Wisconsin	69 52								
7	A	Iowa	57 74	205	A	Penn St.	73 86								
16	H	Northwestern	48 76	34	A	Michigan	69 89								

Non-Div I Games:

Michigan St.

■ Loss,
■ Non-Conf,
■ S Site,
■ H Home
■ A Away
N Neutral

Average RPI Win:	194	WON-LOST	WINNING	LAST 10	STRENGTH OF	OPP. STRENGTH	TEAM	ADJ.	CONF.	ADJ CONF.
Average RPI Loss:	64	RECORD	PCT. RANK	GAMES	SCHEDULE	OF SCHEDULE	RPI	RPI	RPI	RPI
DIV. I ONLY	16- 8	74	7-3	80	97	61	61	13	13	
DIV. I NON-CONF.	8- 4	90	0	49	26	52	52	14	14	
TOTALS	RPI 1-25	RPI 26-50	W-L RECORDS	RPI 51-100	RPI 101-150	RPI 150+				
16- 8	1- 1	0- 4	OVERALL	1- 2	3- 0	11- 1				
10- 2	1- 0	0- 2	HOME	1- 0	1- 0	7- 0				
5- 4	0- 0	0- 1	AWAY	0- 2	1- 0	4- 1				
1- 2	0- 1	0- 1	NEUTRAL	0- 0	1- 0	0- 0				
8- 4	1- 1	0- 2	NON-CONFERENCE	0- 1	3- 0	4- 0				
5- 1	1- 0	0- 1	HOME	0- 0	1- 0	3- 0				
2- 1	0- 0	0- 0	AWAY	0- 1	1- 0	1- 0				
1- 2	0- 1	0- 1	NEUTRAL	0- 0	1- 0	0- 0				
8- 4	0- 0	0- 2	CONFERENCE	1- 1	0- 0	7- 1				
5- 1	0- 0	0- 1	HOME	1- 0	0- 0	4- 0				
3- 3	0- 0	0- 1	AWAY	0- 1	0- 0	3- 1				
0- 0	0- 0	0- 0	NEUTRAL	0- 0	0- 0	0- 0				

RPI 1-25				RPI 26-50				RPI 51-100				Team's RPI: 61	RPI 101+			
RPI	S	Opponent	Score	RPI	S	Opponent	Score	RPI	S	Opponent	Score		RPI	S	Opponent	Score
11	N	Gonzaga	50 62	27	H	Kentucky	52 67	55	A	Belmont	57 68		117	H	VCU	86 63
22	H	TCU	82 70	28	N	Arizona St.	60 61	76	H	Charlotte	83 59		125	N	Auburn	73 50
				30	A	Western Ky.	63 71	86	A	Rice	60 77		144	A	Tulane	64 62
				32	H	Old Dominion	56 67						163	H	Tennessee Tech	64 58
													180	H	Fla. Atlantic	81 66
													191	H	Furman	78 62
													217	H	UTEP	76 60
													221	A	Southern Miss.	77 69
													240	A	Louisiana Tech	60 78
													245	A	Marshall	75 55
													262	A	North Texas	80 60
													274	A	East Carolina	68 66
													276	H	Lipscomb	70 49
													286	H	FIU	72 56
													298	H	UTSA	69 48
LAST 10 Division I																
				86	A	Rice	60 77	240	A	Louisiana Tech	60 78					
				262	A	North Texas	80 60	286	H	FIU	72 56					
				298	H	UTSA	69 48	180	H	Fla. Atlantic	81 66					
				217	H	UTEP	76 60	30	A	Western Ky.	63 71					
				221	A	Southern Miss.	77 69	245	A	Marshall	75 55					

Non-Div I Games:

Middle Tenn.

Average RPI Win: 234	WON-LOST	WINNING	LAST 10	STRENGTH OF	OPP. STRENGTH	TEAM	ADJ.	CONF.	ADJ CONF.
Average RPI Loss: 141	RECORD	PCT. RANK	GAMES	SCHEDULE	OF SCHEDULE	RPI	RPI	RPI	RPI
DIV. I ONLY	8- 14	255	5-5	176	180	237	237	22	22
DIV. I NON-CONF.	2- 8	295	0	154	57	293	293	20	20
TOTALS	RPI 1-25	RPI 26-50	W-L RECORDS	RPI 51-100	RPI 101-150	RPI 150+			
8- 14	0- 1	0- 2	OVERALL	0- 2	1- 2	7- 7			
5- 5	0- 0	0- 1	HOME	0- 1	1- 0	4- 3			
3- 9	0- 1	0- 1	AWAY	0- 1	0- 2	3- 4			
0- 0	0- 0	0- 0	NEUTRAL	0- 0	0- 0	0- 0			
2- 8	0- 1	0- 2	NON-CONFERENCE	0- 1	0- 1	2- 3			
2- 3	0- 0	0- 1	HOME	0- 0	0- 0	2- 2			
0- 5	0- 1	0- 1	AWAY	0- 1	0- 1	0- 1			
0- 0	0- 0	0- 0	NEUTRAL	0- 0	0- 0	0- 0			
6- 6	0- 0	0- 0	CONFERENCE	0- 1	1- 1	5- 4			
3- 2	0- 0	0- 0	HOME	0- 1	1- 0	2- 1			
3- 4	0- 0	0- 0	AWAY	0- 0	0- 1	3- 3			
0- 0	0- 0	0- 0	NEUTRAL	0- 0	0- 0	0- 0			

RPI 1-25				RPI 26-50				RPI 51-100				RPI 101+ Team's RPI: 237			
RPI	S	Opponent	Score	RPI	S	Opponent	Score	RPI	S	Opponent	Score	RPI	S	Opponent	Score
19	A	DePaul	65 94	36	H	Marquette	56 78	53	H	IUPUI	52 75	130	A	Wisconsin	40 71
				39	A	Purdue	55 68	57	A	Minnesota	61 77	139	A	Green Bay	48 61
												139	H	Green Bay	65 60
												156	A	Wright St.	77 67
												156	H	Wright St.	60 58
												160	A	Columbia	46 74
												171	H	Northern Ill.	78 65
												190	A	Cleveland St.	49 58
												202	A	Northern Ky.	37 61
												202	H	Northern Ky.	49 61
												214	H	North Dakota	58 66
												247	A	Youngstown St.	74 62
												250	H	Bowling Green	51 63
												282	A	Oakland	62 78
												330	A	Detroit Mercy	63 48
												334	H	Ark.-Pine Bluff	69 55
												341	H	UIC	71 55
LAST 10 Division I															
139	H	Green Bay	65 60	53	H	IUPUI	52 75								
156	A	Wright St.	77 67	341	H	UIC	71 55								
202	A	Northern Ky.	37 61	282	A	Oakland	62 78								
247	A	Youngstown St.	74 62	330	A	Detroit Mercy	63 48								
190	A	Cleveland St.	49 58	139	A	Green Bay	48 61								

Non-Div I Games: Wis.-Parkside 84 77

Milwaukee

■ Loss,
 ■ Non-Conf,
 ■ S Site,
 ■ H Home
 ■ A Away
 N Neutral

Average RPI Win:	145	WON-LOST	WINNING	LAST 10	STRENGTH OF	OPP. STRENGTH	TEAM	ADJ.	CONF.	ADJ CONF.
Average RPI Loss:	53	RECORD	PCT. RANK	GAMES	SCHEDULE	OF SCHEDULE	RPI	RPI	RPI	RPI
DIV. I ONLY	15- 9	94	4-6	35	37	57	57	2	2	
DIV. I NON-CONF.	10- 1	20	0	94	117	26	26	2	2	
TOTALS	RPI 1-25	RPI 26-50	W-L RECORDS	RPI 51-100	RPI 101-150	RPI 150+				
15- 9	0- 4	3- 2	OVERALL	2- 1	4- 1	6- 1				
9- 6	0- 3	2- 2	HOME	2- 0	1- 1	4- 0				
6- 3	0- 1	1- 0	AWAY	0- 1	3- 0	2- 1				
0- 0	0- 0	0- 0	NEUTRAL	0- 0	0- 0	0- 0				
10- 1	0- 1	1- 0	NON-CONFERENCE	1- 0	3- 0	5- 0				
7- 1	0- 1	1- 0	HOME	1- 0	1- 0	4- 0				
3- 0	0- 0	0- 0	AWAY	0- 0	2- 0	1- 0				
0- 0	0- 0	0- 0	NEUTRAL	0- 0	0- 0	0- 0				
5- 8	0- 3	2- 2	CONFERENCE	1- 1	1- 1	1- 1				
2- 5	0- 2	1- 2	HOME	1- 0	0- 1	0- 0				
3- 3	0- 1	1- 0	AWAY	0- 1	1- 0	1- 1				
0- 0	0- 0	0- 0	NEUTRAL	0- 0	0- 0	0- 0				

RPI	S	Opponent	Score	RPI	S	Opponent	Score	RPI	S	Opponent	Score	RPI	S	Opponent	Score
4	H	Missouri St.	69 77	26	H	Ohio St.	63 66	75	A	Nebraska	58 72	104	A	Notre Dame	75 67
7	H	Iowa	75 76	28	H	Arizona St.	80 66	75	H	Nebraska	67 61	123	H	Lehigh	77 49
15	A	Indiana	52 65	34	H	Michigan	52 77	91	H	Montana St.	71 60	130	A	Wisconsin	73 64
16	H	Northwestern	54 56	39	A	Purdue	72 59					130	H	Wisconsin	62 72
				47	H	Rutgers	73 71					136	A	George Washington	83 50
												162	H	UC Davis	76 67
												172	A	Illinois	71 74
												181	A	American	70 53
												205	A	Penn St.	81 74
												237	H	Milwaukee	77 61
												304	H	Vermont	90 58
												314	H	Bryant	101 56
LAST 10 Division I															
34	H	Michigan	52 77	130	H	Wisconsin	62 72								
130	A	Wisconsin	73 64	39	A	Purdue	72 59								
47	H	Rutgers	73 71	7	H	Iowa	75 76								
75	H	Nebraska	67 61	172	A	Illinois	71 74								
15	A	Indiana	52 65	16	H	Northwestern	54 56								

Non-Div I Games:

Minnesota

■ Loss,
■ Non-Conf,
■ S Site,
■ H Home
■ A Away
N Neutral

Average RPI Win:	120	WON-LOST	WINNING	LAST 10	STRENGTH OF	OPP. STRENGTH	TEAM	ADJ.	CONF.	ADJ CONF.
Average RPI Loss:	22	RECORD	PCT. RANK	GAMES	SCHEDULE	OF SCHEDULE	RPI	RPI	RPI	RPI
DIV. I ONLY	22- 3	11	9-1	23	28	9	9	4	4	
DIV. I NON-CONF.	12- 2	28	0	36	51	12	12	5	5	
TOTALS	RPI 1-25	RPI 26-50	W-L RECORDS	RPI 51-100	RPI 101-150	RPI 150+				
22- 3	2- 2	3- 0	OVERALL	5- 1	5- 0	7- 0				
11- 1	2- 0	0- 0	HOME	3- 1	2- 0	4- 0				
7- 1	0- 1	2- 0	AWAY	1- 0	2- 0	2- 0				
4- 1	0- 1	1- 0	NEUTRAL	1- 0	1- 0	1- 0				
12- 2	0- 1	2- 0	NON-CONFERENCE	3- 1	1- 0	6- 0				
5- 1	0- 0	0- 0	HOME	2- 1	0- 0	3- 0				
3- 0	0- 0	1- 0	AWAY	0- 0	0- 0	2- 0				
4- 1	0- 1	1- 0	NEUTRAL	1- 0	1- 0	1- 0				
10- 1	2- 1	1- 0	CONFERENCE	2- 0	4- 0	1- 0				
6- 0	2- 0	0- 0	HOME	1- 0	2- 0	1- 0				
4- 1	0- 1	1- 0	AWAY	1- 0	2- 0	0- 0				
0- 0	0- 0	0- 0	NEUTRAL	0- 0	0- 0	0- 0				

RPI 1-25				RPI 26-50				RPI 51-100				RPI 101+			
RPI	S	Opponent	Score	RPI	S	Opponent	Score	RPI	S	Opponent	Score	RPI	S	Opponent	Score
1	A	South Carolina	79 81	36	A	Marquette	74 68	56	H	West Virginia	65 71	108	A	Vanderbilt	68 52
10	N	Stanford	62 67	48	A	Tennessee	72 55	58	H	Troy	122 82	125	H	Auburn	78 73
17	H	Texas A&M	69 57	50	N	Virginia	72 59	67	N	South Fla.	86 61	129	A	Missouri	79 64
24	H	LSU	64 60					69	H	UT Martin	82 46	133	H	Florida	93 47
								82	A	Georgia	73 66	139	N	Green Bay	83 58
								82	H	Georgia	67 53	152	A	Jackson St.	92 53
												165	A	Louisiana	64 48
												182	H	Little Rock	89 50
												221	H	Southern Miss.	91 58
												241	H	Murray St.	124 43
												243	N	San Francisco	73 38
												278	H	Ole Miss	80 39
LAST 10 Division I															
17	H	Texas A&M	69 57	108	A	Vanderbilt	68 52								
48	A	Tennessee	72 55	1	A	South Carolina	79 81								
82	H	Georgia	67 53	24	H	LSU	64 60								
125	H	Auburn	78 73	129	A	Missouri	79 64								
278	H	Ole Miss	80 39	82	A	Georgia	73 66								

Non-Div I Games:

Mississippi St.

■ Loss,
 ■ Non-Conf, S Site,
 ■ Home
 ■ Away
 N Neutral

Average RPI Win:	346	WON-LOST	WINNING	LAST 10	STRENGTH OF	OPP. STRENGTH	TEAM	ADJ.	CONF.	ADJ CONF.
Average RPI Loss:	250	RECORD	PCT. RANK	GAMES	SCHEDULE	OF SCHEDULE	RPI	RPI	RPI	RPI
DIV. I ONLY	2- 20	343	1-9	351	348	351	351	32	32	
DIV. I NON-CONF.	1- 10	329	0	341	320	350	350	31	31	
TOTALS	RPI 1-25	RPI 26-50	W-L RECORDS	RPI 51-100	RPI 101-150	RPI 150+				
2- 20	0- 0	0- 0	OVERALL	0- 0	0- 1	2- 19				
2- 8	0- 0	0- 0	HOME	0- 0	0- 0	2- 8				
0- 11	0- 0	0- 0	AWAY	0- 0	0- 1	0- 10				
0- 1	0- 0	0- 0	NEUTRAL	0- 0	0- 0	0- 1				
1- 10	0- 0	0- 0	NON-CONFERENCE	0- 0	0- 0	1- 10				
1- 2	0- 0	0- 0	HOME	0- 0	0- 0	1- 2				
0- 7	0- 0	0- 0	AWAY	0- 0	0- 0	0- 7				
0- 1	0- 0	0- 0	NEUTRAL	0- 0	0- 0	0- 1				
1- 10	0- 0	0- 0	CONFERENCE	0- 0	0- 1	1- 9				
1- 6	0- 0	0- 0	HOME	0- 0	0- 0	1- 6				
0- 4	0- 0	0- 0	AWAY	0- 0	0- 1	0- 3				
0- 0	0- 0	0- 0	NEUTRAL	0- 0	0- 0	0- 0				

[illegible]

Non-Div I Games:

Mississippi Val.

Loss, Non-Conf, S Site, H Home A Away N Neutral

Average RPI Win: 170	WON-LOST	WINNING	LAST 10	STRENGTH OF	OPP. STRENGTH	TEAM	ADJ.	CONF.	ADJ CONF.
Average RPI Loss: 67	RECORD	PCT. RANK	GAMES	SCHEDULE	OF SCHEDULE	RPI	RPI	RPI	RPI
DIV. I ONLY	6- 18	304	3-7	3	59	129	129	4	4
DIV. I NON-CONF.	3- 10	282	0	37	125	224	224	5	5
TOTALS	RPI 1-25	RPI 26-50	W-L RECORDS	RPI 51-100	RPI 101-150	RPI 150+			
6- 18	1- 6	0- 6	OVERALL	2- 2	0- 1	3- 3			
4- 8	1- 3	0- 3	HOME	1- 1	0- 0	2- 1			
2- 8	0- 3	0- 3	AWAY	1- 0	0- 1	1- 1			
0- 2	0- 0	0- 0	NEUTRAL	0- 1	0- 0	0- 1			
3- 10	0- 2	0- 2	NON-CONFERENCE	1- 2	0- 1	2- 3			
3- 4	0- 1	0- 1	HOME	1- 1	0- 0	2- 1			
0- 4	0- 1	0- 1	AWAY	0- 0	0- 1	0- 1			
0- 2	0- 0	0- 0	NEUTRAL	0- 1	0- 0	0- 1			
3- 8	1- 4	0- 4	CONFERENCE	1- 0	0- 0	1- 0			
1- 4	1- 2	0- 2	HOME	0- 0	0- 0	0- 0			
2- 4	0- 2	0- 2	AWAY	1- 0	0- 0	1- 0			
0- 0	0- 0	0- 0	NEUTRAL	0- 0	0- 0	0- 0			

RPI 1-25				RPI 26-50				RPI 51-100				RPI 101+ Team's RPI: 129			
RPI	S	Opponent	Score	RPI	S	Opponent	Score	RPI	S	Opponent	Score	RPI	S	Opponent	Score
1	H	South Carolina	45 78	27	H	Kentucky	47 62	75	H	Nebraska	85 90	139	A	Green Bay	64 72
4	A	Missouri St.	72 79	38	A	Arkansas	73 90	81	N	North Carolina	69 82	172	H	Illinois	51 58
9	H	Mississippi St.	64 79	38	H	Arkansas	81 85	82	A	Georgia	73 65	196	N	New Mexico	68 71
17	A	Texas A&M	53 72	41	A	South Dakota	56 72	90	H	Saint Louis	83 58	210	H	Western Ill.	97 89
20	H	Princeton	33 68	46	H	UNI	73 78					222	A	UMKC	56 59
24	A	LSU	58 66	48	A	Tennessee	66 77					278	A	Ole Miss	71 57
24	H	LSU	69 65									338	H	SIUE	68 51
LAST 10 Division I															
24	A	LSU	58 66	278	A	Ole Miss	71 57								
82	A	Georgia	73 65	1	H	South Carolina	45 78								
38	H	Arkansas	81 85	38	A	Arkansas	73 90								
27	H	Kentucky	47 62	9	H	Mississippi St.	64 79								
17	A	Texas A&M	53 72	24	H	LSU	69 65								

Non-Div I Games:

Missouri

■ Loss,
■ Non-Conf,
■ S Site,
■ H Home
■ A Away
N Neutral

Average RPI Win:	120	WON-LOST	WINNING	LAST 10	STRENGTH OF	OPP. STRENGTH	TEAM	ADJ.	CONF.	ADJ CONF.
Average RPI Loss:	37	RECORD	PCT. RANK	GAMES	SCHEDULE	OF SCHEDULE	RPI	RPI	RPI	RPI
DIV. I ONLY	19- 3	18	9-1	17	64	4	4	7	7	
DIV. I NON-CONF.	9- 2	37	0	10	17	5	5	7	7	
TOTALS	RPI 1-25	RPI 26-50	W-L RECORDS	RPI 51-100	RPI 101-150	RPI 150+				
19- 3	0- 2	7- 0	OVERALL	2- 1	5- 0	5- 0				
9- 0	0- 0	3- 0	HOME	1- 0	3- 0	2- 0				
10- 3	0- 2	4- 0	AWAY	1- 1	2- 0	3- 0				
0- 0	0- 0	0- 0	NEUTRAL	0- 0	0- 0	0- 0				
9- 2	0- 2	2- 0	NON-CONFERENCE	1- 0	4- 0	2- 0				
5- 0	0- 0	0- 0	HOME	0- 0	3- 0	2- 0				
4- 2	0- 2	2- 0	AWAY	1- 0	1- 0	0- 0				
0- 0	0- 0	0- 0	NEUTRAL	0- 0	0- 0	0- 0				
10- 1	0- 0	5- 0	CONFERENCE	1- 1	1- 0	3- 0				
4- 0	0- 0	3- 0	HOME	1- 0	0- 0	0- 0				
6- 1	0- 0	2- 0	AWAY	0- 1	1- 0	3- 0				
0- 0	0- 0	0- 0	NEUTRAL	0- 0	0- 0	0- 0				

RPI 1-25				Team's RPI: 4		RPI 26-50				RPI 51-100				RPI 101+					
RPI	S	Opponent	Score		RPI	S	Opponent	Score		RPI	S	Opponent	Score		RPI	S	Opponent	Score	
11	A	Gonzaga	52	64	29	A	Drake	89	83	57	A	Minnesota	77	69	116	H	A&M-Corpus Christi	79	51
14	A	Oregon St.	69	80	29	H	Drake	69	67	79	H	Illinois St.	87	74	126	A	Boise St.	72	69
					41	A	South Dakota	74	66	85	A	Southern Ill.	68	70	129	H	Missouri	79	72
					42	H	Bradley	90	56						137	A	Loyola Chicago	74	72
					45	A	Oklahoma	96	90						148	H	Wichita St.	68	55
					46	A	UNI	66	55						184	A	Valparaiso	81	68
					46	H	UNI	80	66						203	H	Santa Clara	71	64
															222	H	UMKC	83	58
															283	A	Indiana St.	76	55
															327	A	Evansville	81	55
LAST 10 Division I																			
					29	A	Drake	89	83	283	A	Indiana St.	76	55					
					46	A	UNI	66	55	85	A	Southern Ill.	68	70					
					79	H	Illinois St.	87	74	46	H	UNI	80	66					
					42	H	Bradley	90	56	29	H	Drake	69	67					
					327	A	Evansville	81	55	184	A	Valparaiso	81	68					

Non-Div I Games: William Jewell 111 39

Missouri St.

Average RPI Win: 275	WON-LOST	WINNING	LAST 10	STRENGTH OF	OPP. STRENGTH	TEAM	ADJ.	CONF.	ADJ CONF.
Average RPI Loss: 160	RECORD	PCT. RANK	GAMES	SCHEDULE	OF SCHEDULE	RPI	RPI	RPI	RPI
DIV. I ONLY	7- 16	280	3-7	217	235	273	273	24	24
DIV. I NON-CONF.	3- 6	235	0	134	147	187	187	25	25
TOTALS	RPI 1-25	RPI 26-50	W-L RECORDS	RPI 51-100	RPI 101-150	RPI 150+			
7- 16	0- 2	0- 0	OVERALL	0- 3	0- 3	7- 8			
3- 6	0- 0	0- 0	HOME	0- 1	0- 1	3- 4			
3- 10	0- 2	0- 0	AWAY	0- 2	0- 2	3- 4			
1- 0	0- 0	0- 0	NEUTRAL	0- 0	0- 0	1- 0			
3- 6	0- 2	0- 0	NON-CONFERENCE	0- 1	0- 2	3- 1			
1- 1	0- 0	0- 0	HOME	0- 0	0- 1	1- 0			
1- 5	0- 2	0- 0	AWAY	0- 1	0- 1	1- 1			
1- 0	0- 0	0- 0	NEUTRAL	0- 0	0- 0	1- 0			
4- 10	0- 0	0- 0	CONFERENCE	0- 2	0- 1	4- 7			
2- 5	0- 0	0- 0	HOME	0- 1	0- 0	2- 4			
2- 5	0- 0	0- 0	AWAY	0- 1	0- 1	2- 3			
0- 0	0- 0	0- 0	NEUTRAL	0- 0	0- 0	0- 0			

RPI 1-25				RPI 26-50				RPI 51-100				RPI 101+ Team's RPI: 273			
RPI	S	Opponent	Score	RPI	S	Opponent	Score	RPI	S	Opponent	Score	RPI	S	Opponent	Score
20	A	Princeton	40 52					60	A	Marist	66 76	107	A	Rider	25 48
21	A	Arizona	34 86					60	H	Marist	53 74	120	A	San Diego	49 57
								71	A	Bucknell	37 71	141	H	Providence	52 68
												159	H	Lafayette	52 44
												179	A	Quinnipiac	53 60
												179	H	Quinnipiac	45 52
												228	A	Fairfield	38 49
												230	H	Manhattan	62 60
												244	A	Iona	56 50
												244	H	Iona	33 36
												252	A	Loyola Maryland	48 64
												269	H	Niagara	70 73
												275	A	Siena	39 51
												308	A	Albany (NY)	53 41
												326	A	Saint Peter's	81 67
												326	H	Saint Peter's	59 57
												331	N	Purdue Fort Wayne	60 46
												339	H	Canisius	62 71
LAST 10 Division I															
244	A	Iona	56 50	275	A	Siena	39 51								
326	H	Saint Peter's	59 57	269	H	Niagara	70 73								
179	H	Quinnipiac	45 52	179	A	Quinnipiac	53 60								
107	A	Rider	25 48	326	A	Saint Peter's	81 67								
60	H	Marist	53 74	244	H	Iona	33 36								

Non-Div I Games:

Monmouth

Average RPI Win:	247	WON-LOST	WINNING	LAST 10	STRENGTH OF	OPP. STRENGTH	TEAM	ADJ.	CONF.	ADJ CONF.
Average RPI Loss:	128	RECORD	PCT. RANK	GAMES	SCHEDULE	OF SCHEDULE	RPI	RPI	RPI	RPI
DIV. I ONLY	11- 9	142	5-5	169	240	175	175	18	18	
DIV. I NON-CONF.	3- 4	201	0	18	306	109	109	17	17	
TOTALS	RPI 1-25	RPI 26-50	W-L RECORDS	RPI 51-100	RPI 101-150	RPI 150+				
11- 9	0- 1	0- 1	OVERALL	0- 2	1- 1	10- 4				
6- 5	0- 1	0- 0	HOME	0- 2	1- 0	5- 2				
5- 3	0- 0	0- 1	AWAY	0- 0	0- 1	5- 1				
0- 1	0- 0	0- 0	NEUTRAL	0- 0	0- 0	0- 1				
3- 4	0- 1	0- 1	NON-CONFERENCE	0- 1	0- 0	3- 1				
1- 2	0- 1	0- 0	HOME	0- 1	0- 0	1- 0				
2- 1	0- 0	0- 1	AWAY	0- 0	0- 0	2- 0				
0- 1	0- 0	0- 0	NEUTRAL	0- 0	0- 0	0- 1				
8- 5	0- 0	0- 0	CONFERENCE	0- 1	1- 1	7- 3				
5- 3	0- 0	0- 0	HOME	0- 1	1- 0	4- 2				
3- 2	0- 0	0- 0	AWAY	0- 0	0- 1	3- 1				
0- 0	0- 0	0- 0	NEUTRAL	0- 0	0- 0	0- 0				

RPI 1-25				RPI 26-50				RPI 51-100				RPI 101+ Team's RPI: 175			
RPI	S	Opponent	Score	RPI	S	Opponent	Score	RPI	S	Opponent	Score	RPI	S	Opponent	Score
21	H	Arizona	42 77	41	A	South Dakota	64 96	59	H	Fresno St.	63 76	122	A	Idaho	51 52
								91	H	Montana St.	61 66	122	H	Idaho	69 60
												168	H	Southern Utah	81 74
												185	A	Northern Ariz.	79 71
												199	H	Idaho St.	53 67
												203	N	Santa Clara	58 68
												206	A	Portland St.	65 78
												206	H	Portland St.	62 55
												213	H	Northern Colo.	58 67
												233	A	Cal St. Fullerton	71 69
												238	H	Grand Canyon	72 67
												307	A	Eastern Wash.	77 56
												307	H	Eastern Wash.	92 54
												309	A	Sacramento St.	64 60
												318	H	Weber St.	85 57
												324	A	Utah Valley	63 52
LAST 10 Division I															
122	H	Idaho	69 60	199	H	Idaho St.	53 67								
307	A	Eastern Wash.	77 56	122	A	Idaho	51 52								
91	H	Montana St.	61 66	206	A	Portland St.	65 78								
206	H	Portland St.	62 55	307	H	Eastern Wash.	92 54								
318	H	Weber St.	85 57	213	H	Northern Colo.	58 67								

Non-Div I Games: Mont. St.-Northern 98 45 Mont. St. Billings 70 53

Montana

Loss, Non-Conf, S Site, H Home A Away N Neutral

Average RPI Win:	229	WON-LOST	WINNING	LAST 10	STRENGTH OF	OPP. STRENGTH	TEAM	ADJ.	CONF.	ADJ CONF.
Average RPI Loss:	70	RECORD	PCT. RANK	GAMES	SCHEDULE	OF SCHEDULE	RPI	RPI	RPI	RPI
DIV. I ONLY	13- 6	63	9-1	151	159	91	91	18	18	
DIV. I NON-CONF.	2- 5	259	0	11	62	122	122	17	17	
TOTALS	RPI 1-25	RPI 26-50	W-L RECORDS	RPI 51-100	RPI 101-150	RPI 150+				
13- 6	0- 2	0- 0	OVERALL	0- 2	1- 2	12- 0				
6- 2	0- 1	0- 0	HOME	0- 0	0- 1	6- 0				
7- 2	0- 0	0- 0	AWAY	0- 2	1- 0	6- 0				
0- 2	0- 1	0- 0	NEUTRAL	0- 0	0- 1	0- 0				
2- 5	0- 2	0- 0	NON-CONFERENCE	0- 2	0- 1	2- 0				
1- 1	0- 1	0- 0	HOME	0- 0	0- 0	1- 0				
1- 2	0- 0	0- 0	AWAY	0- 2	0- 0	1- 0				
0- 2	0- 1	0- 0	NEUTRAL	0- 0	0- 1	0- 0				
11- 1	0- 0	0- 0	CONFERENCE	0- 0	1- 1	10- 0				
5- 1	0- 0	0- 0	HOME	0- 0	0- 1	5- 0				
6- 0	0- 0	0- 0	AWAY	0- 0	1- 0	5- 0				
0- 0	0- 0	0- 0	NEUTRAL	0- 0	0- 0	0- 0				

RPI 1-25				RPI 26-50				RPI 51-100				Team's RPI: 91				RPI 101+			
RPI	S	Opponent	Score	RPI	S	Opponent	Score	RPI	S	Opponent	Score	RPI	S	Opponent	Score	RPI	S	Opponent	Score
11	H	Gonzaga	55 70					57	A	Minnesota	60 71	122	A	Idaho	62 56				
17	N	Texas A&M	67 78					63	A	South Dakota St.	50 60	122	H	Idaho	68 69				
												148	N	Wichita St.	64 66				
												162	H	UC Davis	77 65				
												168	H	Southern Utah	91 65				
												175	A	Montana	66 61				
												185	A	Northern Ariz.	72 64				
												199	H	Idaho St.	67 59				
												206	A	Portland St.	73 62				
												213	H	Northern Colo.	91 58				
												307	A	Eastern Wash.	89 85				
												307	H	Eastern Wash.	79 47				
												309	A	Sacramento St.	85 48				
												310	A	Seattle U	73 65				
												318	H	Weber St.	81 52				
LAST 10 Division I																			
307	H	Eastern Wash.	79 47	307	A	Eastern Wash.	89 85												
122	A	Idaho	62 56	206	A	Portland St.	73 62												
175	A	Montana	66 61	122	H	Idaho	68 69												
199	H	Idaho St.	67 59	168	H	Southern Utah	91 65												
318	H	Weber St.	81 52	213	H	Northern Colo.	91 58												

Non-Div I Games: Carroll (MT) 67 33 Mont. St.-Northern 93 34

Montana St.

Average RPI Win: 297	WON-LOST	WINNING	LAST 10	STRENGTH OF	OPP. STRENGTH	TEAM	ADJ.	CONF.	ADJ CONF.
Average RPI Loss: 133	RECORD	PCT. RANK	GAMES	SCHEDULE	OF SCHEDULE	RPI	RPI	RPI	RPI
DIV. I ONLY	7- 15	270	4-6	136	293	248	248	20	20
DIV. I NON-CONF.	2- 8	295	0	67	201	256	256	24	24
TOTALS	RPI 1-25	RPI 26-50	W-L RECORDS	RPI 51-100	RPI 101-150	RPI 150+			
7- 15	0- 1	0- 1	OVERALL	0- 4	0- 2	7- 7			
4- 6	0- 0	0- 0	HOME	0- 1	0- 2	4- 3			
3- 9	0- 1	0- 1	AWAY	0- 3	0- 0	3- 4			
0- 0	0- 0	0- 0	NEUTRAL	0- 0	0- 0	0- 0			
2- 8	0- 1	0- 1	NON-CONFERENCE	0- 2	0- 1	2- 3			
2- 2	0- 0	0- 0	HOME	0- 0	0- 1	2- 1			
0- 6	0- 1	0- 1	AWAY	0- 2	0- 0	0- 2			
0- 0	0- 0	0- 0	NEUTRAL	0- 0	0- 0	0- 0			
5- 7	0- 0	0- 0	CONFERENCE	0- 2	0- 1	5- 4			
2- 4	0- 0	0- 0	HOME	0- 1	0- 1	2- 2			
3- 3	0- 0	0- 0	AWAY	0- 1	0- 0	3- 2			
0- 0	0- 0	0- 0	NEUTRAL	0- 0	0- 0	0- 0			

RPI 1-25				RPI 26-50				RPI 51-100				RPI 101+ Team's RPI: 248			
RPI	S	Opponent	Score	RPI	S	Opponent	Score	RPI	S	Opponent	Score	RPI	S	Opponent	Score
8	A	Baylor	47 94	27	A	Kentucky	54 79	55	A	Belmont	62 71	128	H	Southeast Mo. St.	61 67
								64	A	Dayton	41 58	138	H	N.C. A&T	56 74
								69	H	UT Martin	64 82	163	A	Tennessee Tech	75 82
								96	A	Michigan St.	48 93	163	H	Tennessee Tech	55 75
												184	A	Valparaiso	53 55
												209	H	Stetson	55 58
												218	H	Radford	73 62
												224	A	Eastern Ill.	62 67
												224	H	Eastern Ill.	51 57
												250	A	Bowling Green	65 79
												251	H	Saint Francis (PA)	65 54
												297	A	Jacksonville St.	69 55
												297	H	Jacksonville St.	67 48
												338	A	SIUE	63 55
												338	H	SIUE	75 69
												340	A	Tennessee St.	84 47
LAST 10 Division I															
				224	A	Eastern Ill.	62 67			163	A	Tennessee Tech	75 82		
				338	A	SIUE	63 55			55	A	Belmont	62 71		
				69	H	UT Martin	64 82			340	A	Tennessee St.	84 47		
				128	H	Southeast Mo. St.	61 67			224	H	Eastern Ill.	51 57		
				297	A	Jacksonville St.	69 55			338	H	SIUE	75 69		

Non-Div I Games: Asbury 107 55 Midway 107 55

Morehead St.

Loss, Non-Conf, S Site, H Home A Away N Neutral

Average RPI Win:	286	WON-LOST	WINNING	LAST 10	STRENGTH OF	OPP. STRENGTH	TEAM	ADJ.	CONF.	ADJ CONF.
Average RPI Loss:	195	RECORD	PCT. RANK	GAMES	SCHEDULE	OF SCHEDULE	RPI	RPI	RPI	RPI
DIV. I ONLY	10- 12	208	8-2	334	311	253	253	29	29	
DIV. I NON-CONF.	2- 9	304	0	264	209	311	311	29	29	
TOTALS	RPI 1-25	RPI 26-50	W-L RECORDS	RPI 51-100	RPI 101-150	RPI 150+				
10- 12	0- 0	0- 2	OVERALL	0- 2	1- 1	9- 7				
5- 1	0- 0	0- 0	HOME	0- 0	1- 0	4- 1				
5- 9	0- 0	0- 2	AWAY	0- 1	0- 1	5- 5				
0- 2	0- 0	0- 0	NEUTRAL	0- 1	0- 0	0- 1				
2- 9	0- 0	0- 2	NON-CONFERENCE	0- 2	0- 0	2- 5				
1- 0	0- 0	0- 0	HOME	0- 0	0- 0	1- 0				
1- 7	0- 0	0- 2	AWAY	0- 1	0- 0	1- 4				
0- 2	0- 0	0- 0	NEUTRAL	0- 1	0- 0	0- 1				
8- 3	0- 0	0- 0	CONFERENCE	0- 0	1- 1	7- 2				
4- 1	0- 0	0- 0	HOME	0- 0	1- 0	3- 1				
4- 2	0- 0	0- 0	AWAY	0- 0	0- 1	4- 1				
0- 0	0- 0	0- 0	NEUTRAL	0- 0	0- 0	0- 0				

RPI 1-25			RPI 26-50			RPI 51-100			RPI 101+ Team's RPI: 253		
RPI	S	Opponent	Score	RPI	S	Opponent	Score	RPI	S	Opponent	Score
				34	A	Michigan	48 80	75	A	Nebraska	55 78
				36	A	Marquette	48 70	78	N	Stony Brook	56 63
LAST 10 Division I											
				320	H	N.C. Central	86 79	138	H	N.C. A&T	42 38
				319	H	UMES	61 71	255	H	Howard	74 67
				255	A	Howard	68 52	114	A	Bethune-Cookman	65 74
				319	A	UMES	55 44	345	A	Florida A&M	59 47
				342	A	Coppin St.	47 42	348	H	South Carolina St.	77 47

Non-Div I Games: Washington Adventis84 52 Notre Dame (MD) 113 34

Morgan St.

Loss, Non-Conf, S Site, H Home A Away N Neutral

Mt. St. Mary's

Through Games Of Feb. 11, 2020

Average RPI Win:	289	WON-LOST	WINNING	LAST 10	STRENGTH OF	OPP. STRENGTH	TEAM	ADJ.	CONF.	ADJ CONF.
Average RPI Loss:	153	RECORD	PCT. RANK	GAMES	SCHEDULE	OF SCHEDULE	RPI	RPI	RPI	RPI
DIV. I ONLY	13- 9	112	8-2	320	253	200	200	30	30	
DIV. I NON-CONF.	4- 7	225	0	133	120	186	186	30	30	
TOTALS	RPI 1-25	RPI 26-50	W-L RECORDS	RPI 51-100	RPI 101-150	RPI 150+				
13- 9	0- 1	0- 2	OVERALL	0- 0	1- 1	12- 5				
6- 2	0- 0	0- 0	HOME	0- 0	0- 1	6- 1				
6- 6	0- 1	0- 2	AWAY	0- 0	0- 0	6- 3				
1- 1	0- 0	0- 0	NEUTRAL	0- 0	1- 0	0- 1				
4- 7	0- 1	0- 2	NON-CONFERENCE	0- 0	1- 1	3- 3				
2- 1	0- 0	0- 0	HOME	0- 0	0- 1	2- 0				
1- 5	0- 1	0- 2	AWAY	0- 0	0- 0	1- 2				
1- 1	0- 0	0- 0	NEUTRAL	0- 0	1- 0	0- 1				
9- 2	0- 0	0- 0	CONFERENCE	0- 0	0- 0	9- 2				
4- 1	0- 0	0- 0	HOME	0- 0	0- 0	4- 1				
5- 1	0- 0	0- 0	AWAY	0- 0	0- 0	5- 1				
0- 0	0- 0	0- 0	NEUTRAL	0- 0	0- 0	0- 0				

RPI 1-25				RPI 26-50				RPI 51-100				RPI 101+ Team's RPI: 200			
RPI	S	Opponent	Score	RPI	S	Opponent	Score	RPI	S	Opponent	Score	RPI	S	Opponent	Score
15	A	Indiana	52 75	27	A	Kentucky	44 67					123	H	Lehigh	65 66
				32	A	Old Dominion	34 85					131	N	Richmond	75 67
												161	N	Hampton	60 68
												183	A	Towson	57 73
												201	A	Merrimack	55 76
												218	A	Radford	75 58
												252	H	Loyola Maryland	81 75
												280	H	Wagner	78 63
												293	H	UMBC	71 61
												301	A	Sacred Heart	67 58
												313	A	St. Francis Brooklyn	67 62
												313	H	St. Francis Brooklyn	69 60
												314	A	Bryant	76 70
												314	H	Bryant	67 72
												319	A	UMES	76 78
												325	A	Fairleigh Dickinson	69 61
												337	A	LIU Brooklyn	77 57
												337	H	LIU Brooklyn	75 57
												344	H	Central Conn. St.	72 64
LAST 10 Division I															
337	A	LIU Brooklyn	77 57	313	H	St. Francis Brooklyn	69 60								
313	A	St. Francis Brooklyn	67 62	344	H	Central Conn. St.	72 64								
301	A	Sacred Heart	67 58	201	A	Merrimack	55 76								
325	A	Fairleigh Dickinson	69 61	314	A	Bryant	76 70								
314	H	Bryant	67 72	337	H	LIU Brooklyn	75 57								

Non-Div I Games: Frostburg St. 94 40

Mt. St. Mary's

Loss, Non-Conf, S Site, H Home A Away N Neutral

Average RPI Win:	278	WON-LOST	WINNING	LAST 10	STRENGTH OF	OPP. STRENGTH	TEAM	ADJ.	CONF.	ADJ CONF.
Average RPI Loss:	121	RECORD	PCT. RANK	GAMES	SCHEDULE	OF SCHEDULE	RPI	RPI	RPI	RPI
DIV. I ONLY	9- 12	224	3-7	264	199	241	241	20	20	
DIV. I NON-CONF.	5- 4	140	0	314	116	194	194	24	24	
TOTALS	RPI 1-25	RPI 26-50	W-L RECORDS	RPI 51-100	RPI 101-150	RPI 150+				
9- 12	0- 2	0- 0	OVERALL	0- 5	1- 1	8- 4				
6- 3	0- 0	0- 0	HOME	0- 2	1- 0	5- 1				
3- 9	0- 2	0- 0	AWAY	0- 3	0- 1	3- 3				
0- 0	0- 0	0- 0	NEUTRAL	0- 0	0- 0	0- 0				
5- 4	0- 2	0- 0	NON-CONFERENCE	0- 1	0- 0	5- 1				
2- 1	0- 0	0- 0	HOME	0- 0	0- 0	2- 1				
3- 3	0- 2	0- 0	AWAY	0- 1	0- 0	3- 0				
0- 0	0- 0	0- 0	NEUTRAL	0- 0	0- 0	0- 0				
4- 8	0- 0	0- 0	CONFERENCE	0- 4	1- 1	3- 3				
4- 2	0- 0	0- 0	HOME	0- 2	1- 0	3- 0				
0- 6	0- 0	0- 0	AWAY	0- 2	0- 1	0- 3				
0- 0	0- 0	0- 0	NEUTRAL	0- 0	0- 0	0- 0				

RPI 1-25				RPI 26-50				RPI 51-100				RPI 101+ Team's RPI: 241			
RPI	S	Opponent	Score	RPI	S	Opponent	Score	RPI	S	Opponent	Score	RPI	S	Opponent	Score
9	A	Mississippi St.	43 124					55	A	Belmont	53 70	128	A	Southeast Mo. St.	73 88
12	A	Louisville	40 76					55	H	Belmont	56 86	128	H	Southeast Mo. St.	70 62
								69	A	UT Martin	56 98	163	A	Tennessee Tech	72 77
								69	H	UT Martin	64 89	174	H	Samford	56 84
								85	A	Southern Ill.	66 76	224	H	Eastern Ill.	92 87
												239	H	Arkansas St.	77 62
												276	A	Lipscomb	67 57
												283	H	Indiana St.	70 62
												297	A	Jacksonville St.	51 68
												327	A	Evansville	61 59
												338	H	SIUE	74 60
												340	A	Tennessee St.	81 96
												340	H	Tennessee St.	100 62
												351	A	Mississippi Val.	72 66
LAST 10 Division I															
340	A	Tennessee St.	81 96	55	H	Belmont	56 86								
55	A	Belmont	53 70	128	A	Southeast Mo. St.	73 88								
338	H	SIUE	74 60	69	A	UT Martin	56 98								
224	H	Eastern Ill.	92 87	163	A	Tennessee Tech	72 77								
340	H	Tennessee St.	100 62	297	A	Jacksonville St.	51 68								

Non-Div I Games: Cumberland (TN) 93 60 Christian Bros. 95 59

Murray St.

Loss, Non-Conf, S Site, H Home A Away N Neutral

Average RPI Win:	258	WON-LOST	WINNING	LAST 10	STRENGTH OF	OPP. STRENGTH	TEAM	ADJ.	CONF.	ADJ CONF.
Average RPI Loss:	120	RECORD	PCT. RANK	GAMES	SCHEDULE	OF SCHEDULE	RPI	RPI	RPI	RPI
DIV. I ONLY	14- 7	74	7-3	295	207	138	138	29	29	
DIV. I NON-CONF.	6- 4	123	0	156	50	82	82	29	29	
TOTALS	RPI 1-25	RPI 26-50	W-L RECORDS	RPI 51-100	RPI 101-150	RPI 150+				
14- 7	0- 1	0- 0	OVERALL	0- 2	1- 2	13- 2				
6- 1	0- 0	0- 0	HOME	0- 0	0- 1	6- 0				
7- 5	0- 1	0- 0	AWAY	0- 1	1- 1	6- 2				
1- 1	0- 0	0- 0	NEUTRAL	0- 1	0- 0	1- 0				
6- 4	0- 1	0- 0	NON-CONFERENCE	0- 2	1- 0	5- 1				
2- 0	0- 0	0- 0	HOME	0- 0	0- 0	2- 0				
3- 3	0- 1	0- 0	AWAY	0- 1	1- 0	2- 1				
1- 1	0- 0	0- 0	NEUTRAL	0- 1	0- 0	1- 0				
8- 3	0- 0	0- 0	CONFERENCE	0- 0	0- 2	8- 1				
4- 1	0- 0	0- 0	HOME	0- 0	0- 1	4- 0				
4- 2	0- 0	0- 0	AWAY	0- 0	0- 1	4- 1				
0- 0	0- 0	0- 0	NEUTRAL	0- 0	0- 0	0- 0				

RPI 1-25				RPI 26-50				RPI 51-100				RPI 101+ Team's RPI: 138			
RPI	S	Opponent	Score	RPI	S	Opponent	Score	RPI	S	Opponent	Score	RPI	S	Opponent	Score
13	A	NC State	44 80					74	N	Miami (FL)	67 68	114	A	Bethune-Cookman	50 70
								82	A	Georgia	54 72	114	H	Bethune-Cookman	58 69
												117	A	VCU	69 58
												151	H	UNC Greensboro	57 48
												173	H	Norfolk St.	53 39
												189	A	Akron	52 64
												197	A	Clemson	82 74
												239	N	Arkansas St.	55 50
												248	A	Morehead St.	74 56
												253	A	Morgan St.	38 42
												261	A	Delaware St.	69 45
												261	H	Delaware St.	58 53
												268	H	ETSU	80 69
												319	A	UMES	67 31
												342	A	Coppin St.	84 38
												345	A	Florida A&M	66 49
												345	H	Florida A&M	71 44
												348	H	South Carolina St.	66 55
LAST 10 Division I															
345	A	Florida A&M	66 49	114	H	Bethune-Cookman	58 69								
114	A	Bethune-Cookman	50 70	253	A	Morgan St.	38 42								
348	H	South Carolina St.	66 55	342	A	Coppin St.	84 38								
173	H	Norfolk St.	53 39	261	A	Delaware St.	69 45								
261	H	Delaware St.	58 53	319	A	UMES	67 31								

Non-Div I Games: Saint Augustine's 75 44 Johnson & Wales (NC121 61

N.C. A&T

Loss, Non-Conf, S Site, H Home A Away N Neutral

Average RPI Win:	303	WON-LOST	WINNING	LAST 10	STRENGTH OF	OPP. STRENGTH	TEAM	ADJ.	CONF.	ADJ CONF.
Average RPI Loss:	202	RECORD	PCT. RANK	GAMES	SCHEDULE	OF SCHEDULE	RPI	RPI	RPI	RPI
DIV. I ONLY	6- 15	289	4-6	344	265	320	320	29	29	
DIV. I NON-CONF.	2- 9	304	0	236	199	312	312	29	29	
TOTALS	RPI 1-25	RPI 26-50	W-L RECORDS	RPI 51-100	RPI 101-150	RPI 150+				
6- 15	0- 1	0- 0	OVERALL	0- 1	1- 2	5- 11				
3- 5	0- 0	0- 0	HOME	0- 0	1- 0	2- 5				
3- 9	0- 1	0- 0	AWAY	0- 1	0- 2	3- 5				
0- 1	0- 0	0- 0	NEUTRAL	0- 0	0- 0	0- 1				
2- 9	0- 1	0- 0	NON-CONFERENCE	0- 1	1- 1	1- 6				
1- 3	0- 0	0- 0	HOME	0- 0	1- 0	0- 3				
1- 5	0- 1	0- 0	AWAY	0- 1	0- 1	1- 2				
0- 1	0- 0	0- 0	NEUTRAL	0- 0	0- 0	0- 1				
4- 6	0- 0	0- 0	CONFERENCE	0- 0	0- 1	4- 5				
2- 2	0- 0	0- 0	HOME	0- 0	0- 0	2- 2				
2- 4	0- 0	0- 0	AWAY	0- 0	0- 1	2- 3				
0- 0	0- 0	0- 0	NEUTRAL	0- 0	0- 0	0- 0				

RPI	S	Opponent	Score	RPI	S	Opponent	Score	RPI	S	Opponent	Score	RPI	S	Opponent	Score	Team's RPI: 320
7	A	Iowa	50 102					81	A	North Carolina	53 92	103	H	Campbell	67 64	
												114	A	Bethune-Cookman	52 73	
												140	A	California	69 90	
												173	H	Norfolk St.	75 83	
												195	H	High Point	58 78	
												205	N	Penn St.	68 92	
												220	A	CSU Bakersfield	71 80	
												253	A	Morgan St.	79 86	
												256	H	Winthrop	46 56	
												259	A	Col. of Charleston	78 85	
												261	A	Delaware St.	54 64	
												261	H	Delaware St.	60 64	
												286	H	FIU	58 59	
												319	A	UMES	63 65	
												337	A	LIU Brooklyn	61 59	
												342	A	Coppin St.	58 44	
												345	A	Florida A&M	71 70	
												345	H	Florida A&M	66 57	
												348	H	South Carolina St.	90 49	
LAST 10 Division I																
253	A	Morgan St.	79 86	345	A	Florida A&M	71 70									
342	A	Coppin St.	58 44	114	A	Bethune-Cookman	52 73									
173	H	Norfolk St.	75 83	319	A	UMES	63 65									
348	H	South Carolina St.	90 49	261	A	Delaware St.	54 64									
261	H	Delaware St.	60 64	345	H	Florida A&M	66 57									

Non-Div I Games: Washington Adventist 83 48 Lincoln (PA) 53 68

N.C. Central

Average RPI Win:	131	WON-LOST	WINNING	LAST 10	STRENGTH OF	OPP. STRENGTH	TEAM	ADJ.	CONF.	ADJ CONF.
Average RPI Loss:	81	RECORD	PCT. RANK	GAMES	SCHEDULE	OF SCHEDULE	RPI	RPI	RPI	RPI
DIV. I ONLY	22- 1	2	9-1	88	32	13	13	5	5	
DIV. I NON-CONF.	11- 0	1	0	165	49	14	14	3	3	
TOTALS	RPI 1-25	RPI 26-50	W-L RECORDS	RPI 51-100	RPI 101-150	RPI 150+				
22- 1	2- 0	5- 0	OVERALL	2- 1	4- 0	9- 0				
12- 0	2- 0	2- 0	HOME	1- 0	3- 0	4- 0				
8- 1	0- 0	2- 0	AWAY	1- 1	1- 0	4- 0				
2- 0	0- 0	1- 0	NEUTRAL	0- 0	0- 0	1- 0				
11- 0	1- 0	1- 0	NON-CONFERENCE	0- 0	2- 0	7- 0				
7- 0	1- 0	0- 0	HOME	0- 0	2- 0	4- 0				
2- 0	0- 0	0- 0	AWAY	0- 0	0- 0	2- 0				
2- 0	0- 0	1- 0	NEUTRAL	0- 0	0- 0	1- 0				
11- 1	1- 0	4- 0	CONFERENCE	2- 1	2- 0	2- 0				
5- 0	1- 0	2- 0	HOME	1- 0	1- 0	0- 0				
6- 1	0- 0	2- 0	AWAY	1- 1	1- 0	2- 0				
0- 0	0- 0	0- 0	NEUTRAL	0- 0	0- 0	0- 0				

RPI	S	Opponent	Score	RPI	S	Opponent	Score	RPI	S	Opponent	Score	RPI	S	Opponent	Score
3	H	Maryland	66 59	31	N	Texas	84 73	77	A	Boston College	72 54	104	A	Notre Dame	90 56
23	H	Florida St.	68 51	33	A	Virginia Tech	71 59	81	A	North Carolina	60 66	118	H	Wake Forest	59 45
				33	H	Virginia Tech	76 69	81	H	North Carolina	76 68	134	H	Elon	62 49
				37	A	Duke	63 60					138	H	N.C. A&T	80 44
				50	H	Virginia	80 60					155	A	Saint Mary's (CA)	87 70
												178	A	Hawaii	68 59
												197	A	Clemson	79 60
												225	H	Maine	62 34
												229	H	Lamar University	81 40
												232	H	Chattanooga	74 38
												262	N	North Texas	76 65
												263	H	UNCW	80 40
												279	A	Pittsburgh	88 44
LAST 10 Division I															
				33	A	Virginia Tech	71 59					118	H	Wake Forest	59 45
				37	A	Duke	63 60					23	H	Florida St.	68 51
				197	A	Clemson	79 60					104	A	Notre Dame	90 56
				81	H	North Carolina	76 68					81	A	North Carolina	60 66
				279	A	Pittsburgh	88 44					50	H	Virginia	80 60

Non-Div I Games:

NC State

RPI 1-25				RPI 26-50				RPI 51-100				RPI 101+				Team's RPI: 329	
RPI	S	Opponent	Score	RPI	S	Opponent	Score	RPI	S	Opponent	Score	RPI	S	Opponent	Score		
25	A	FGCU	39 82					66	A	Colorado	57 80	113	A	North Florida	48 71		
								83	H	Colgate	52 79	113	H	North Florida	60 56		
								87	H	Penn	51 85	132	A	Cornell	44 68		
								98	H	Liberty	53 67	154	H	North Ala.	55 57		
												160	A	Columbia	43 99		
												193	A	Binghamton	40 75		
												194	A	Jacksonville	67 88		
												194	H	Jacksonville	54 66		
												209	A	Stetson	49 72		
												227	H	Kennesaw St.	64 77		
												276	H	Lipscomb	57 65		
												280	A	Wagner	59 61		
												304	A	Vermont	59 65		
												311	A	Air Force	48 68		
												313	H	St. Francis Brooklyn	88 69		
												325	H	Fairleigh Dickinson	59 68		
												326	H	Saint Peter's	76 73		
												349	A	Hartford	61 52		
LAST 10 Division I																	
				113	H	North Florida	60 56	276	H	Lipscomb	57 65						
				194	H	Jacksonville	54 66	227	H	Kennesaw St.	64 77						
				154	H	North Ala.	55 57	194	A	Jacksonville	67 88						
				209	A	Stetson	49 72	113	A	North Florida	48 71						
				25	A	FGCU	39 82	98	H	Liberty	53 67						

NJIT

Page 186

Average RPI Win: 232	WON-LOST	WINNING	LAST 10	STRENGTH OF	OPP. STRENGTH	TEAM	ADJ.	CONF.	ADJ CONF.
Average RPI Loss: 164	RECORD	PCT. RANK	GAMES	SCHEDULE	OF SCHEDULE	RPI	RPI	RPI	RPI
DIV. I ONLY	6- 15	289	2-8	210	211	296	296	15	15
DIV. I NON-CONF.	4- 6	212	0	321	235	288	288	16	16
TOTALS	RPI 1-25	RPI 26-50	W-L RECORDS	RPI 51-100	RPI 101-150	RPI 150+			
6- 15	0- 0	0- 0	OVERALL	0- 4	1- 4	5- 7			
5- 6	0- 0	0- 0	HOME	0- 2	1- 2	4- 2			
1- 9	0- 0	0- 0	AWAY	0- 2	0- 2	1- 5			
0- 0	0- 0	0- 0	NEUTRAL	0- 0	0- 0	0- 0			
4- 6	0- 0	0- 0	NON-CONFERENCE	0- 1	0- 0	4- 5			
3- 1	0- 0	0- 0	HOME	0- 0	0- 0	3- 1			
1- 5	0- 0	0- 0	AWAY	0- 1	0- 0	1- 4			
0- 0	0- 0	0- 0	NEUTRAL	0- 0	0- 0	0- 0			
2- 9	0- 0	0- 0	CONFERENCE	0- 3	1- 4	1- 2			
2- 5	0- 0	0- 0	HOME	0- 2	1- 2	1- 1			
0- 4	0- 0	0- 0	AWAY	0- 1	0- 2	0- 1			
0- 0	0- 0	0- 0	NEUTRAL	0- 0	0- 0	0- 0			

RPI S	Opponent	Score	RPI S	Opponent	Score	RPI S	Opponent	Score	RPI S	Opponent	Score	Team's RPI: 296
						71	H Bucknell	34 61	123	A Lehigh	40 70	
						81	A North Carolina	40 80	123	H Lehigh	53 60	
						83	A Colgate	55 80	143	A Holy Cross	43 57	
						83	H Colgate	53 65	143	H Holy Cross	49 58	
									150	H Boston U.	46 41	
									159	A Lafayette	52 79	
									197	A Clemson	65 52	
									207	H La Salle	61 46	
									215	A Saint Joseph's	40 49	
									225	A Maine	41 46	
									226	H George Mason	58 67	
									227	H Kennesaw St.	82 62	
									228	A Fairfield	52 66	
									252	H Loyola Maryland	44 50	
									300	H Army West Point	57 45	
									304	A Vermont	56 64	
									311	H Air Force	67 59	
LAST 10 Division I												
			83	H Colgate	53 65	159	A Lafayette	52 79				
			252	H Loyola Maryland	44 50	123	H Lehigh	53 60				
			143	A Holy Cross	43 57	83	A Colgate	55 80				
			300	H Army West Point	57 45	71	H Bucknell	34 61				
			150	H Boston U.	46 41	143	H Holy Cross	49 58				

Non-Div I Games: Stevenson 70 36

Navy

Nebraska

Through Games Of Feb. 11, 2020

Average RPI Win:	163	WON-LOST	WINNING	LAST 10	STRENGTH OF	OPP. STRENGTH	TEAM	ADJ.	CONF.	ADJ CONF.
Average RPI Loss:	36	RECORD	PCT. RANK	GAMES	SCHEDULE	OF SCHEDULE	RPI	RPI	RPI	RPI
DIV. I ONLY	15- 9	94	3-7	63	25	75	75	2	2	
DIV. I NON-CONF.	10- 1	20	0	283	162	92	92	2	2	
TOTALS	RPI 1-25	RPI 26-50	W-L RECORDS	RPI 51-100	RPI 101-150	RPI 150+				
15- 9	1- 3	2- 4	OVERALL	2- 2	3- 0	7- 0				
11- 4	1- 1	2- 3	HOME	1- 0	1- 0	6- 0				
2- 5	0- 2	0- 1	AWAY	0- 2	2- 0	0- 0				
2- 0	0- 0	0- 0	NEUTRAL	1- 0	0- 0	1- 0				
10- 1	0- 0	1- 1	NON-CONFERENCE	1- 0	1- 0	7- 0				
7- 1	0- 0	1- 1	HOME	0- 0	0- 0	6- 0				
1- 0	0- 0	0- 0	AWAY	0- 0	1- 0	0- 0				
2- 0	0- 0	0- 0	NEUTRAL	1- 0	0- 0	1- 0				
5- 8	1- 3	1- 3	CONFERENCE	1- 2	2- 0	0- 0				
4- 3	1- 1	1- 2	HOME	1- 0	1- 0	0- 0				
1- 5	0- 2	0- 1	AWAY	0- 2	1- 0	0- 0				
0- 0	0- 0	0- 0	NEUTRAL	0- 0	0- 0	0- 0				

RPI 1-25				RPI 26-50				RPI 51-100				Team's RPI: 75	RPI 101+			
RPI	S	Opponent	Score	RPI	S	Opponent	Score	RPI	S	Opponent	Score		RPI	S	Opponent	Score
3	A	Maryland	69 87	26	H	Ohio St.	74 80	57	A	Minnesota	61 67		129	A	Missouri	90 85
7	A	Iowa	60 76	34	H	Michigan	74 71	57	H	Minnesota	72 58		130	A	Wisconsin	72 71
7	H	Iowa	78 69	35	H	Creighton	74 79	84	N	Southern California	67 54		130	H	Wisconsin	65 50
15	H	Indiana	53 57	37	H	Duke	83 79	96	A	Michigan St.	70 78		208	H	Oral Roberts	77 67
				39	H	Purdue	68 76						230	H	Manhattan	71 51
				47	A	Rutgers	65 69						236	H	Southern U.	73 39
													253	H	Morgan St.	78 55
													271	H	Alabama A&M	68 46
													301	N	Sacred Heart	72 49
													338	H	SIUE	63 49
LAST 10 Division I																
15	H	Indiana	53 57	39	H	Purdue	68 76									
7	A	Iowa	60 76	34	H	Michigan	74 71									
26	H	Ohio St.	74 80	3	A	Maryland	69 87									
57	A	Minnesota	61 67	47	A	Rutgers	65 69									
130	A	Wisconsin	72 71	130	H	Wisconsin	65 50									

Non-Div I Games:

Nebraska

■ Loss,
 ■ Non-Conf,
 ■ S Site,
 ■ H Home
 ■ A Away
 N Neutral

Average RPI Win:	275	WON-LOST	WINNING	LAST 10	STRENGTH OF	OPP. STRENGTH	TEAM	ADJ.	CONF.	ADJ CONF.
Average RPI Loss:	171	RECORD	PCT. RANK	GAMES	SCHEDULE	OF SCHEDULE	RPI	RPI	RPI	RPI
DIV. I ONLY	11- 12	189	5-5	316	249	257	257	17	17	
DIV. I NON-CONF.	6- 4	123	0	320	301	223	223	23	23	
TOTALS	RPI 1-25	RPI 26-50	W-L RECORDS	RPI 51-100	RPI 101-150	RPI 150+				
11- 12	0- 0	0- 0	OVERALL	0- 2	0- 3	11- 7				
7- 4	0- 0	0- 0	HOME	0- 0	0- 2	7- 2				
3- 8	0- 0	0- 0	AWAY	0- 2	0- 1	3- 5				
1- 0	0- 0	0- 0	NEUTRAL	0- 0	0- 0	1- 0				
6- 4	0- 0	0- 0	NON-CONFERENCE	0- 2	0- 1	6- 1				
4- 1	0- 0	0- 0	HOME	0- 0	0- 1	4- 0				
1- 3	0- 0	0- 0	AWAY	0- 2	0- 0	1- 1				
1- 0	0- 0	0- 0	NEUTRAL	0- 0	0- 0	1- 0				
5- 8	0- 0	0- 0	CONFERENCE	0- 0	0- 2	5- 6				
3- 3	0- 0	0- 0	HOME	0- 0	0- 1	3- 2				
2- 5	0- 0	0- 0	AWAY	0- 0	0- 1	2- 4				
0- 0	0- 0	0- 0	NEUTRAL	0- 0	0- 0	0- 0				

RPI S	Opponent	Score	RPI S	Opponent	Score	RPI S	Opponent	Score	RPI S	Opponent	Score	Team's RPI: 257
						84	A Southern California	47 50	106	H SFA	65 80	
						92	A Utah	62 68	126	A Boise St.	40 54	
									126	H Boise St.	72 83	
									153	A San Jose St.	80 76	
									153	H San Jose St.	70 72	
									155	H Saint Mary's (CA)	78 72	
									177	A UNLV	64 66	
									196	A New Mexico	67 87	
									204	A Wyoming	59 83	
									206	A Portland St.	75 80	
									258	H San Diego St.	70 69	
									267	A Colorado St.	70 75	
									267	H Colorado St.	74 63	
									277	H Utah St.	69 60	
									306	N UTRGV	62 57	
									309	H Sacramento St.	83 72	
									311	A Air Force	71 67	
									311	H Air Force	61 68	
									312	H Cal Poly	71 40	
									324	A Utah Valley	60 57	
									350	H Chicago St.	80 60	
LAST 10 Division I												
			153	A San Jose St.	80 76		177	A UNLV	64 66			
			311	A Air Force	71 67		258	H San Diego St.	70 69			
			126	H Boise St.	72 83		204	A Wyoming	59 83			
			267	H Colorado St.	74 63		277	H Utah St.	69 60			
			196	A New Mexico	67 87		153	H San Jose St.	70 72			

Non-Div I Games: Stanislaus St. 80 62

Nevada

New Hampshire

Through Games Of Feb. 11, 2020

Average RPI Win:	319	WON-LOST	WINNING	LAST 10	STRENGTH OF	OPP. STRENGTH	TEAM	ADJ.	CONF.	ADJ CONF.
Average RPI Loss:	159	RECORD	PCT. RANK	GAMES	SCHEDULE	OF SCHEDULE	RPI	RPI	RPI	RPI
DIV. I ONLY	6- 15	289	4-6	157	319	254	254	27	27	
DIV. I NON-CONF.	2- 9	304	0	172	268	292	292	27	27	
TOTALS	RPI 1-25	RPI 26-50	W-L RECORDS	RPI 51-100	RPI 101-150	RPI 150+				
6- 15	0- 2	0- 0	OVERALL	0- 2	0- 3	6- 8				
2- 6	0- 0	0- 0	HOME	0- 1	0- 1	2- 4				
4- 9	0- 2	0- 0	AWAY	0- 1	0- 2	4- 4				
0- 0	0- 0	0- 0	NEUTRAL	0- 0	0- 0	0- 0				
2- 9	0- 2	0- 0	NON-CONFERENCE	0- 0	0- 3	2- 4				
1- 3	0- 0	0- 0	HOME	0- 0	0- 1	1- 2				
1- 6	0- 2	0- 0	AWAY	0- 0	0- 2	1- 2				
0- 0	0- 0	0- 0	NEUTRAL	0- 0	0- 0	0- 0				
4- 6	0- 0	0- 0	CONFERENCE	0- 2	0- 0	4- 4				
1- 3	0- 0	0- 0	HOME	0- 1	0- 0	1- 2				
3- 3	0- 0	0- 0	AWAY	0- 1	0- 0	3- 2				
0- 0	0- 0	0- 0	NEUTRAL	0- 0	0- 0	0- 0				

RPI 1-25				RPI 26-50				RPI 51-100				RPI 101+ Team's RPI: 254			
RPI	S	Opponent	Score	RPI	S	Opponent	Score	RPI	S	Opponent	Score	RPI	S	Opponent	Score
8	A	Baylor	29 97					78	A	Stony Brook	50 52	143	A	Holy Cross	61 82
20	A	Princeton	37 77					78	H	Stony Brook	44 53	149	A	Massachusetts	65 67
												150	H	Boston U.	64 78
												193	H	Binghamton	53 63
												198	A	Dartmouth	47 66
												201	A	Merrimack	54 64
												211	H	Brown	68 76
												219	A	UMass Lowell	53 58
												219	H	UMass Lowell	53 66
												225	A	Maine	50 67
												291	H	North Dakota St.	61 67
												293	A	UMBC	72 63
												304	A	Vermont	59 51
												308	A	Albany (NY)	48 47
												314	A	Bryant	68 56
												344	H	Central Conn. St.	70 59
												349	H	Hartford	72 71
LAST 10 Division I															
78	A	Stony Brook	50 52	308	A	Albany (NY)	48 47								
219	H	UMass Lowell	53 66	78	H	Stony Brook	44 53								
304	A	Vermont	59 51	225	A	Maine	50 67								
193	H	Binghamton	53 63	349	H	Hartford	72 71								
293	A	UMBC	72 63	219	A	UMass Lowell	53 58								

Non-Div I Games: Wheaton (MA) 89 44

New Hampshire

Loss, Non-Conf, S Site, H Home A Away N Neutral

New Mexico

Through Games Of Feb. 11, 2020

Average RPI Win:	233	WON-LOST	WINNING	LAST 10	STRENGTH OF	OPP. STRENGTH	TEAM	ADJ.	CONF.	ADJ CONF.
Average RPI Loss:	136	RECORD	PCT. RANK	GAMES	SCHEDULE	OF SCHEDULE	RPI	RPI	RPI	RPI
DIV. I ONLY	12- 12	173	4-6	172	184	196	196	17	17	
DIV. I NON-CONF.	8- 4	90	0	240	143	152	152	23	23	
TOTALS	RPI 1-25	RPI 26-50	W-L RECORDS	RPI 51-100	RPI 101-150	RPI 150+				
12- 12	0- 0	0- 1	OVERALL	0- 4	2- 1	10- 6				
7- 6	0- 0	0- 0	HOME	0- 2	1- 0	6- 4				
4- 5	0- 0	0- 1	AWAY	0- 1	0- 1	4- 2				
1- 1	0- 0	0- 0	NEUTRAL	0- 1	1- 0	0- 0				
8- 4	0- 0	0- 1	NON-CONFERENCE	0- 2	2- 0	6- 1				
5- 2	0- 0	0- 0	HOME	0- 1	1- 0	4- 1				
2- 1	0- 0	0- 1	AWAY	0- 0	0- 0	2- 0				
1- 1	0- 0	0- 0	NEUTRAL	0- 1	1- 0	0- 0				
4- 8	0- 0	0- 0	CONFERENCE	0- 2	0- 1	4- 5				
2- 4	0- 0	0- 0	HOME	0- 1	0- 0	2- 3				
2- 4	0- 0	0- 0	AWAY	0- 1	0- 1	2- 2				
0- 0	0- 0	0- 0	NEUTRAL	0- 0	0- 0	0- 0				

RPI 1-25				RPI 26-50				RPI 51-100				RPI 101+				Team's RPI: 196	
RPI	S	Opponent	Score	RPI	S	Opponent	Score	RPI	S	Opponent	Score	RPI	S	Opponent	Score		
				28	A	Arizona St.	47 84	56	N	West Virginia	60 73	126	A	Boise St.	82 83		
								59	A	Fresno St.	81 84	129	N	Missouri	71 68		
								59	H	Fresno St.	78 84	141	H	Providence	86 68		
								72	H	Ball St.	57 70	153	A	San Jose St.	85 89		
												153	H	San Jose St.	80 81		
												158	H	Houston	81 71		
												177	H	UNLV	51 68		
												185	H	Northern Ariz.	83 76		
												204	A	Wyoming	74 71		
												204	H	Wyoming	66 73		
												217	A	UTEP	93 78		
												257	H	Nevada	87 67		
												258	A	San Diego St.	74 75		
												267	H	Colorado St.	73 62		
												281	H	LMU (CA)	72 73		
												289	H	UC Riverside	80 70		
												311	A	Air Force	75 53		
												321	A	New Mexico St.	86 67		
												321	H	New Mexico St.	107 53		
LAST 10 Division I																	
				204	A	Wyoming	74 71	177	H	UNLV	51 68						
				59	H	Fresno St.	78 84	267	H	Colorado St.	73 62						
				258	A	San Diego St.	74 75	311	A	Air Force	75 53						
				257	H	Nevada	87 67	59	A	Fresno St.	81 84						
				153	A	San Jose St.	85 89	153	H	San Jose St.	80 81						

Non-Div I Games: Northern N.M. 92 44

New Mexico

■ Loss,
 ■ Non-Conf, S Site,
 ■ Home
 ■ Away
 N Neutral

Average RPI Win:	317	WON-LOST	WINNING	LAST 10	STRENGTH OF	OPP. STRENGTH	TEAM	ADJ.	CONF.	ADJ CONF.
Average RPI Loss:	210	RECORD	PCT. RANK	GAMES	SCHEDULE	OF SCHEDULE	RPI	RPI	RPI	RPI
DIV. I ONLY	7- 15	270	5-5	321	333	321	321	31	31	
DIV. I NON-CONF.	2- 10	313	0	252	285	322	322	32	32	
TOTALS	RPI 1-25	RPI 26-50	W-L RECORDS	RPI 51-100	RPI 101-150	RPI 150+				
7- 15	0- 0	0- 1	OVERALL	0- 0	0- 1	7- 13				
5- 7	0- 0	0- 1	HOME	0- 0	0- 0	5- 6				
2- 6	0- 0	0- 0	AWAY	0- 0	0- 1	2- 5				
0- 2	0- 0	0- 0	NEUTRAL	0- 0	0- 0	0- 2				
2- 10	0- 0	0- 1	NON-CONFERENCE	0- 0	0- 1	2- 8				
1- 5	0- 0	0- 1	HOME	0- 0	0- 0	1- 4				
1- 3	0- 0	0- 0	AWAY	0- 0	0- 1	1- 2				
0- 2	0- 0	0- 0	NEUTRAL	0- 0	0- 0	0- 2				
5- 5	0- 0	0- 0	CONFERENCE	0- 0	0- 0	5- 5				
4- 2	0- 0	0- 0	HOME	0- 0	0- 0	4- 2				
1- 3	0- 0	0- 0	AWAY	0- 0	0- 0	1- 3				
0- 0	0- 0	0- 0	NEUTRAL	0- 0	0- 0	0- 0				

RPI	S	Opponent	Score	RPI	S	Opponent	Score	RPI	S	Opponent	Score	RPI	S	Opponent	Score	Team's RPI: 321
28	H	Arizona St.	47	70								110	A	Abilene Christian	54	67
												176	N	Western Mich.	76	79
												186	H	Pepperdine	69	72
												196	A	New Mexico	53	107
												196	H	New Mexico	67	86
												217	A	UTEP	45	65
												217	H	UTEP	57	63
												220	A	CSU Bakersfield	59	60
												222	A	UMKC	52	56
												222	H	UMKC	50	55
												238	A	Grand Canyon	49	60
												289	H	UC Riverside	58	60
												290	H	California Baptist	57	56
												292	A	Denver	78	75
												306	H	UTRGV	76	75
												310	H	Seattle U	83	65
												315	N	Georgia St.	51	59
												318	H	Weber St.	77	47
												324	H	Utah Valley	54	58
												350	A	Chicago St.	73	60
												350	H	Chicago St.	80	56
LAST 10 Division I																
222	H	UMKC	50	55	310	H	Seattle U	83	65							
350	H	Chicago St.	80	56	324	H	Utah Valley	54	58							
238	A	Grand Canyon	49	60	222	A	UMKC	52	56							
220	A	CSU Bakersfield	59	60	350	A	Chicago St.	73	60							
306	H	UTRGV	76	75	290	H	California Baptist	57	56							

Non-Div I Games: Western N.M. 75 56

New Mexico St.

■ Loss,
 ■ Non-Conf, S Site,
 ■ Home
 ■ Away
 N Neutral

Average RPI Win:	261	WON-LOST	WINNING	LAST 10	STRENGTH OF	OPP. STRENGTH	TEAM	ADJ.	CONF.	ADJ CONF.
Average RPI Loss:	130	RECORD	PCT. RANK	GAMES	SCHEDULE	OF SCHEDULE	RPI	RPI	RPI	RPI
DIV. I ONLY	10- 10	173	7-3	174	267	169	169	23	23	
DIV. I NON-CONF.	2- 5	259	0	92	122	188	188	22	22	
TOTALS	RPI 1-25	RPI 26-50	W-L RECORDS	RPI 51-100	RPI 101-150	RPI 150+				
10- 10	0- 1	0- 2	OVERALL	0- 0	1- 3	9- 4				
5- 3	0- 0	0- 0	HOME	0- 0	1- 1	4- 2				
5- 7	0- 1	0- 2	AWAY	0- 0	0- 2	5- 2				
0- 0	0- 0	0- 0	NEUTRAL	0- 0	0- 0	0- 0				
2- 5	0- 1	0- 2	NON-CONFERENCE	0- 0	0- 0	2- 2				
1- 1	0- 0	0- 0	HOME	0- 0	0- 0	1- 1				
1- 4	0- 1	0- 2	AWAY	0- 0	0- 0	1- 1				
0- 0	0- 0	0- 0	NEUTRAL	0- 0	0- 0	0- 0				
8- 5	0- 0	0- 0	CONFERENCE	0- 0	1- 3	7- 2				
4- 2	0- 0	0- 0	HOME	0- 0	1- 1	3- 1				
4- 3	0- 0	0- 0	AWAY	0- 0	0- 2	4- 1				
0- 0	0- 0	0- 0	NEUTRAL	0- 0	0- 0	0- 0				

RPI S	Opponent	Score	RPI S	Opponent	Score	RPI S	Opponent	Score	RPI S	Opponent	Score	Team's RPI: 169
24	A LSU	49 83	38	A Arkansas	52 82				106	A SFA	47 59	
			49	A Iowa St.	53 71				106	H SFA	53 50	
									110	A Abilene Christian	62 76	
									116	H A&M-Corpus Christi	53 83	
									165	H Louisiana	60 65	
									170	H Sam Houston St.	46 78	
									214	H North Dakota	79 73	
									216	A Central Ark.	49 37	
									223	A Southeastern La.	57 73	
									229	A Lamar University	62 57	
									278	A Ole Miss	69 64	
									285	A Incarnate Word	67 55	
									294	A Texas St.	49 51	
									295	H Nicholls St.	77 65	
									323	H Houston Baptist	88 84	
									332	A Northwestern St.	77 63	
									335	H McNeese	78 59	
LAST 10 Division I												
106	A SFA	47 59	116	H A&M-Corpus Christi	53 83							
323	H Houston Baptist	88 84	335	H McNeese	78 59							
223	A Southeastern La.	57 73	285	A Incarnate Word	67 55							
332	A Northwestern St.	77 63	216	A Central Ark.	49 37							
295	H Nicholls St.	77 65	106	H SFA	53 50							

Non-Div I Games: Pensacola Christian91 31 Tougaloo 91 69

New Orleans

■ Loss,
 ■ Non-Conf, S Site,
 ■ Home
 ■ Away
 N Neutral

Niagara

Through Games Of Feb. 11, 2020

Average RPI Win: 297	WON-LOST	WINNING	LAST 10	STRENGTH OF	OPP. STRENGTH	TEAM	ADJ.	CONF.	ADJ CONF.
Average RPI Loss: 161	RECORD	PCT. RANK	GAMES	SCHEDULE	OF SCHEDULE	RPI	RPI	RPI	RPI
DIV. I ONLY	7- 15	270	4-6	204	314	269	269	24	24
DIV. I NON-CONF.	2- 7	288	0	192	319	272	272	25	25
TOTALS	RPI 1-25	RPI 26-50	W-L RECORDS	RPI 51-100	RPI 101-150	RPI 150+			
7- 15	0- 0	0- 1	OVERALL	0- 3	0- 4	7- 7			
4- 5	0- 0	0- 0	HOME	0- 1	0- 2	4- 2			
3- 10	0- 0	0- 1	AWAY	0- 2	0- 2	3- 5			
0- 0	0- 0	0- 0	NEUTRAL	0- 0	0- 0	0- 0			
2- 7	0- 0	0- 1	NON-CONFERENCE	0- 1	0- 2	2- 3			
1- 1	0- 0	0- 0	HOME	0- 0	0- 1	1- 0			
1- 6	0- 0	0- 1	AWAY	0- 1	0- 1	1- 3			
0- 0	0- 0	0- 0	NEUTRAL	0- 0	0- 0	0- 0			
5- 8	0- 0	0- 0	CONFERENCE	0- 2	0- 2	5- 4			
3- 4	0- 0	0- 0	HOME	0- 1	0- 1	3- 2			
2- 4	0- 0	0- 0	AWAY	0- 1	0- 1	2- 2			
0- 0	0- 0	0- 0	NEUTRAL	0- 0	0- 0	0- 0			

RPI S	Opponent	Score	RPI S	Opponent	Score	RPI S	Opponent	Score	RPI S	Opponent	Score	Team's RPI: 269
47	A Rutgers	37 87	60	A Marist	57 82	107	A Rider	75 79	107	H Rider	55 71	
			60	H Marist	67 94	109	H Buffalo	67 81	132	A Cornell	59 82	
			83	A Colgate	72 85	193	A Binghamton	55 74	228	H Fairfield	65 77	
						230	A Manhattan	65 68	244	A Iona	63 57	
						244	H Iona	58 70	255	A Howard	42 91	
						273	A Monmouth	73 70	275	A Siena	54 59	
						275	H Siena	68 61	282	H Oakland	77 63	
						284	A St. Bonaventure	67 71	326	H Saint Peter's	97 89	
						339	H Canisius	81 62	342	A Coppin St.	82 67	
LAST 10 Division I												
244	H Iona	58 70	107	H Rider	55 71							
228	H Fairfield	65 77	326	H Saint Peter's	97 89							
60	A Marist	57 82	273	A Monmouth	73 70							
275	A Siena	54 59	244	A Iona	63 57							
339	H Canisius	81 62	60	H Marist	67 94							

Non-Div I Games:

Niagara

Loss, Non-Conf, S Site, H Home A Away N Neutral

Average RPI Win: 307	WON-LOST	WINNING	LAST 10	STRENGTH OF	OPP. STRENGTH	TEAM	ADJ.	CONF.	ADJ CONF.
Average RPI Loss: 147	RECORD	PCT. RANK	GAMES	SCHEDULE	OF SCHEDULE	RPI	RPI	RPI	RPI
DIV. I ONLY	4- 16	318	3-7	159	244	295	295	23	23
DIV. I NON-CONF.	1- 6	318	0	45	68	237	237	22	22
TOTALS	RPI 1-25	RPI 26-50	W-L RECORDS	RPI 51-100	RPI 101-150	RPI 150+			
4- 16	0- 3	0- 0	OVERALL	0- 1	0- 4	4- 8			
2- 5	0- 0	0- 0	HOME	0- 0	0- 2	2- 3			
2- 10	0- 3	0- 0	AWAY	0- 1	0- 1	2- 5			
0- 1	0- 0	0- 0	NEUTRAL	0- 0	0- 1	0- 0			
1- 6	0- 3	0- 0	NON-CONFERENCE	0- 1	0- 1	1- 1			
1- 0	0- 0	0- 0	HOME	0- 0	0- 0	1- 0			
0- 5	0- 3	0- 0	AWAY	0- 1	0- 0	0- 1			
0- 1	0- 0	0- 0	NEUTRAL	0- 0	0- 1	0- 0			
3- 10	0- 0	0- 0	CONFERENCE	0- 0	0- 3	3- 7			
1- 5	0- 0	0- 0	HOME	0- 0	0- 2	1- 3			
2- 5	0- 0	0- 0	AWAY	0- 0	0- 1	2- 4			
0- 0	0- 0	0- 0	NEUTRAL	0- 0	0- 0	0- 0			

RPI 1-25				RPI 26-50				RPI 51-100				RPI 101+ Team's RPI: 295			
RPI	S	Opponent	Score	RPI	S	Opponent	Score	RPI	S	Opponent	Score	RPI	S	Opponent	Score
15	A	Indiana	47 111					86	A	Rice	47 71	106	H	SFA	61 78
22	A	TCU	47 72									110	H	Abilene Christian	84 95
24	A	LSU	32 63									113	N	North Florida	61 64
												116	A	A&M-Corpus Christi	49 55
												169	A	New Orleans	65 77
												170	A	Sam Houston St.	71 87
												170	H	Sam Houston St.	77 80
												194	A	Jacksonville	55 72
												216	H	Central Ark.	46 53
												223	A	Southeastern La.	67 65
												229	H	Lamar University	78 84
												285	A	Incarinate Word	51 53
												323	A	Houston Baptist	84 78
												332	A	Northwestern St.	54 58
												335	H	McNeese	79 63
												347	H	La.-Monroe	74 59
LAST 10 Division I															
170	H	Sam Houston St.	77 80	216	H	Central Ark.	46 53								
106	H	SFA	61 78	332	A	Northwestern St.	54 58								
335	H	McNeese	79 63	223	A	Southeastern La.	67 65								
169	A	New Orleans	65 77	229	H	Lamar University	78 84								
323	A	Houston Baptist	84 78	170	A	Sam Houston St.	71 87								

Non-Div I Games: Southern-N.O. 94 61 Paul Quinn 101 68

Nicholls St.

■ Loss,
 ■ Non-Conf,
 ■ S Site,
 ■ Home
 ■ A Away
 N Neutral

Average RPI Win:	248	WON-LOST	WINNING	LAST 10	STRENGTH OF	OPP. STRENGTH	TEAM	ADJ.	CONF.	ADJ CONF.
Average RPI Loss:	143	RECORD	PCT. RANK	GAMES	SCHEDULE	OF SCHEDULE	RPI	RPI	RPI	RPI
DIV. I ONLY	13- 8	97	8-2	250	288	173	173	29	29	
DIV. I NON-CONF.	5- 7	205	0-1	124	207	180	180	29	29	
TOTALS	RPI 1-25	RPI 26-50	W-L RECORDS	RPI 51-100	RPI 101-150	RPI 150+				
13- 8	0- 0	0- 0	OVERALL	0- 2	2- 4	11- 2				
7- 3	0- 0	0- 0	HOME	0- 1	1- 1	6- 1				
5- 4	0- 0	0- 0	AWAY	0- 0	0- 3	5- 1				
1- 1	0- 0	0- 0	NEUTRAL	0- 1	1- 0	0- 0				
5- 7	0- 0	0- 0	NON-CONFERENCE	0- 2	1- 3	4- 2				
2- 3	0- 0	0- 0	HOME	0- 1	0- 1	2- 1				
2- 3	0- 0	0- 0	AWAY	0- 0	0- 2	2- 1				
1- 1	0- 0	0- 0	NEUTRAL	0- 1	1- 0	0- 0				
8- 1	0- 0	0- 0	CONFERENCE	0- 0	1- 1	7- 0				
5- 0	0- 0	0- 0	HOME	0- 0	1- 0	4- 0				
3- 1	0- 0	0- 0	AWAY	0- 0	0- 1	3- 0				
0- 0	0- 0	0- 0	NEUTRAL	0- 0	0- 0	0- 0				

RPI 1-25				RPI 26-50				RPI 51-100				RPI 101+ Team's RPI: 173			
RPI	S	Opponent	Score	RPI	S	Opponent	Score	RPI	S	Opponent	Score	RPI	S	Opponent	Score
								56	N	West Virginia	55 72	113	N	North Florida	57 54
								98	H	Liberty	48 67	114	H	Bethune-Cookman	61 51
												127	A	William & Mary	56 65
												131	A	Richmond	69 77
												138	A	N.C. A&T	39 53
												142	H	Robert Morris	62 69
												161	A	Hampton	77 56
												194	A	Jacksonville	71 64
												195	H	High Point	72 58
												207	H	La Salle	52 55
												245	A	Marshall	69 75
												255	A	Howard	83 80
												260	H	Longwood	49 46
												261	H	Delaware St.	65 57
												319	H	UMES	68 45
												320	A	N.C. Central	83 75
												342	A	Coppin St.	85 48
												345	H	Florida A&M	59 51
												348	H	South Carolina St.	76 42
LAST 10 Division I															
				261	H	Delaware St.	65 57					319	H	UMES	68 45
				320	A	N.C. Central	83 75					255	A	Howard	83 80
				138	A	N.C. A&T	39 53					342	A	Coppin St.	85 48
				345	H	Flornida A&M	59 51					114	H	Bethune-Cookman	61 51
				348	H	South Carolina St.	76 42					131	A	Richmond	69 77

Non-Div I Games: Virginia-Lynchburg 123 48

Norfolk St.

■ Loss,
 ■ Non-Conf,
 ■ S Site,
 ■ H Home
 ■ A Away
 N Neutral

Average RPI Win:	258	WON-LOST	WINNING	LAST 10	STRENGTH OF	OPP. STRENGTH	TEAM	ADJ.	CONF.	ADJ CONF.
Average RPI Loss:	113	RECORD	PCT. RANK	GAMES	SCHEDULE	OF SCHEDULE	RPI	RPI	RPI	RPI
DIV. I ONLY	15- 6	57	7-3	333	214	154	154	16	16	
DIV. I NON-CONF.	7- 3	80	0	346	332	222	222	15	15	
TOTALS	RPI 1-25	RPI 26-50	W-L RECORDS	RPI 51-100	RPI 101-150	RPI 150+				
15- 6	0- 2	0- 1	OVERALL	2- 0	1- 0	12- 3				
6- 2	0- 1	0- 0	HOME	1- 0	1- 0	4- 1				
5- 4	0- 1	0- 1	AWAY	1- 0	0- 0	4- 2				
4- 0	0- 0	0- 0	NEUTRAL	0- 0	0- 0	4- 0				
7- 3	0- 1	0- 1	NON-CONFERENCE	0- 0	0- 0	7- 1				
1- 1	0- 0	0- 0	HOME	0- 0	0- 0	1- 1				
2- 2	0- 1	0- 1	AWAY	0- 0	0- 0	2- 0				
4- 0	0- 0	0- 0	NEUTRAL	0- 0	0- 0	4- 0				
8- 3	0- 1	0- 0	CONFERENCE	2- 0	1- 0	5- 2				
5- 1	0- 1	0- 0	HOME	1- 0	1- 0	3- 0				
3- 2	0- 0	0- 0	AWAY	1- 0	0- 0	2- 2				
0- 0	0- 0	0- 0	NEUTRAL	0- 0	0- 0	0- 0				

RPI 1-25				RPI 26-50				RPI 51-100				RPI 101+ Team's RPI: 154			
RPI	S	Opponent	Score	RPI	S	Opponent	Score	RPI	S	Opponent	Score	RPI	S	Opponent	Score
7	A	Iowa	81 86	49	A	Iowa St.	72 80	98	A	Liberty	76 71	113	H	North Florida	54 51
25	H	FGCU	63 74					98	H	Liberty	86 75	174	H	Samford	63 79
												194	A	Jacksonville	56 67
												194	H	Jacksonville	76 65
												209	H	Stetson	68 57
												227	A	Kennesaw St.	56 59
												271	N	Alabama A&M	80 65
												276	A	Lipscomb	84 72
												276	H	Lipscomb	91 58
												303	N	UC Irvine	88 60
												322	A	Alabama St.	81 60
												329	A	NJIT	57 55
												338	N	SIUE	85 67
												340	A	Tennessee St.	88 63
												348	N	South Carolina St.	99 46
												351	H	Mississippi Val.	86 60
LAST 10 Division I															
276	H	Lipscomb	91 58	209	H	Stetson	68 57								
98	H	Liberty	86 75	25	H	FGCU	63 74								
329	A	NJIT	57 55	98	A	Liberty	76 71								
194	A	Jacksonville	56 67	276	A	Lipscomb	84 72								
227	A	Kennesaw St.	56 59	194	H	Jacksonville	76 65								

Non-Div I Games: Virginia-Lynchburg 128 26 Oakwood 120 38

North Ala.

Loss, Non-Conf, S Site, H Home A Away N Neutral

North Carolina

Through Games Of Feb. 11, 2020

Average RPI Win:	176	WON-LOST	WINNING	LAST 10	STRENGTH OF	OPP. STRENGTH	TEAM	ADJ.	CONF.	ADJ CONF.
Average RPI Loss:	32	RECORD	PCT. RANK	GAMES	SCHEDULE	OF SCHEDULE	RPI	RPI	RPI	RPI
DIV. I ONLY	16- 8	74	5-5	117	17	81	81	5	5	
DIV. I NON-CONF.	9- 2	37	0	331	77	143	143	3	3	
TOTALS	RPI 1-25	RPI 26-50	W-L RECORDS	RPI 51-100	RPI 101-150	RPI 150+				
16- 8	1- 3	2- 4	OVERALL	3- 1	2- 0	8- 0				
11- 3	1- 1	1- 2	HOME	1- 0	1- 0	7- 0				
2- 5	0- 2	1- 2	AWAY	1- 1	0- 0	0- 0				
3- 0	0- 0	0- 0	NEUTRAL	1- 0	1- 0	1- 0				
9- 2	0- 0	0- 1	NON-CONFERENCE	1- 1	2- 0	6- 0				
6- 1	0- 0	0- 1	HOME	0- 0	1- 0	5- 0				
0- 1	0- 0	0- 0	AWAY	0- 1	0- 0	0- 0				
3- 0	0- 0	0- 0	NEUTRAL	1- 0	1- 0	1- 0				
7- 6	1- 3	2- 3	CONFERENCE	2- 0	0- 0	2- 0				
5- 2	1- 1	1- 1	HOME	1- 0	0- 0	2- 0				
2- 4	0- 2	1- 2	AWAY	1- 0	0- 0	0- 0				
0- 0	0- 0	0- 0	NEUTRAL	0- 0	0- 0	0- 0				

RPI S	Opponent	Score	RPI S	Opponent	Score	RPI S	Opponent	Score	RPI S	Opponent	Score
12	H Louisville	67 74	33	A Virginia Tech	70 76	65	A Alabama	77 83	129	N Missouri	82 69
13	A NC State	68 76	33	H Virginia Tech	63 72	73	N Temple	71 58	134	H Elon	76 46
13	H NC State	66 60	37	A Duke	61 71	74	H Miami (FL)	78 58	172	H Illinois	85 60
23	A Florida St.	64 78	40	H Yale	63 66	88	A Georgia Tech	67 60	197	H Clemson	86 72
			50	A Virginia	65 47				263	N UNCW	85 45
			50	H Virginia	78 68				279	H Pittsburgh	70 62
									296	H Navy	80 40
									320	H N.C. Central	92 53
									336	H Western Caro.	92 55
									343	H Charleston So.	85 54
LAST 10 Division I											
33	H Virginia Tech	63 72	88	A Georgia Tech	67 60						
37	A Duke	61 71	12	H Louisville	67 74						
197	H Clemson	86 72	74	H Miami (FL)	78 58						
50	H Virginia	78 68	23	A Florida St.	64 78						
13	A NC State	68 76	13	H NC State	66 60						

Non-Div I Games:

North Carolina

Loss, Non-Conf, S Site, H Home A Away N Neutral

North Dakota

Through Games Of Feb. 11, 2020

Average RPI Win:	275	WON-LOST	WINNING	LAST 10	STRENGTH OF	OPP. STRENGTH	TEAM	ADJ.	CONF.	ADJ CONF.
Average RPI Loss:	160	RECORD	PCT. RANK	GAMES	SCHEDULE	OF SCHEDULE	RPI	RPI	RPI	RPI
DIV. I ONLY	12- 10	146	4-6	317	237	214	214	19	19	
DIV. I NON-CONF.	7- 4	100	0	265	277	129	129	18	18	
TOTALS	RPI 1-25	RPI 26-50	W-L RECORDS	RPI 51-100	RPI 101-150	RPI 150+				
12- 10	0- 1	0- 1	OVERALL	0- 2	0- 0	12- 6				
5- 4	0- 0	0- 1	HOME	0- 1	0- 0	5- 2				
7- 6	0- 1	0- 0	AWAY	0- 1	0- 0	7- 4				
0- 0	0- 0	0- 0	NEUTRAL	0- 0	0- 0	0- 0				
7- 4	0- 1	0- 0	NON-CONFERENCE	0- 1	0- 0	7- 2				
2- 1	0- 0	0- 0	HOME	0- 1	0- 0	2- 0				
5- 3	0- 1	0- 0	AWAY	0- 0	0- 0	5- 2				
0- 0	0- 0	0- 0	NEUTRAL	0- 0	0- 0	0- 0				
5- 6	0- 0	0- 1	CONFERENCE	0- 1	0- 0	5- 4				
3- 3	0- 0	0- 1	HOME	0- 0	0- 0	3- 2				
2- 3	0- 0	0- 0	AWAY	0- 1	0- 0	2- 2				
0- 0	0- 0	0- 0	NEUTRAL	0- 0	0- 0	0- 0				

RPI 1-25				RPI 26-50				RPI 51-100				RPI 101+ Team's RPI: 214			
RPI	S	Opponent	Score	RPI	S	Opponent	Score	RPI	S	Opponent	Score	RPI	S	Opponent	Score
21	A	Arizona	42 74	41	H	South Dakota	46 93	63	A	South Dakota St.	64 99	169	A	New Orleans	73 79
								79	H	Illinois St.	58 66	184	H	Valparaiso	65 63
												188	H	Rhode Island	67 61
												208	A	Oral Roberts	52 75
												208	H	Oral Roberts	72 86
												210	H	Western Ill.	77 71
												231	A	SMU	51 66
												237	A	Milwaukee	66 58
												238	A	Grand Canyon	78 76
												291	A	North Dakota St.	82 92
												292	A	Denver	90 82
												292	H	Denver	81 91
												299	A	Ga. Southern	69 56
												302	H	Omaha	63 57
												331	A	Purdue Fort Wayne	63 49
												331	H	Purdue Fort Wayne	91 85
												343	A	Charleston So.	73 57
												348	A	South Carolina St.	95 53
LAST 10 Division I															
				41	H	South Dakota	46 93	291	A	North Dakota St.	82 92				
				208	H	Oral Roberts	72 86	63	A	South Dakota St.	64 99				
				331	A	Purdue Fort Wayne	63 49	208	A	Oral Roberts	52 75				
				210	H	Western Ill.	77 71	302	H	Omaha	63 57				
				292	H	Denver	81 91	331	H	Purdue Fort Wayne	91 85				

Non-Div I Games: Northland 118 35 Mayville St. 83 52

North Dakota

Loss, Non-Conf, S Site, H Home A Away N Neutral

Average RPI Win:	279	WON-LOST	WINNING	LAST 10	STRENGTH OF	OPP. STRENGTH	TEAM	ADJ.	CONF.	ADJ CONF.
Average RPI Loss:	140	RECORD	PCT. RANK	GAMES	SCHEDULE	OF SCHEDULE	RPI	RPI	RPI	RPI
DIV. I ONLY	5- 16	309	4-6	215	138	291	291	19	19	
DIV. I NON-CONF.	1- 9	326	0	148	30	289	289	18	18	
TOTALS	RPI 1-25	RPI 26-50	W-L RECORDS	RPI 51-100	RPI 101-150	RPI 150+				
5- 16	0- 0	0- 5	OVERALL	0- 1	0- 2	5- 8				
2- 8	0- 0	0- 2	HOME	0- 0	0- 1	2- 5				
3- 8	0- 0	0- 3	AWAY	0- 1	0- 1	3- 3				
0- 0	0- 0	0- 0	NEUTRAL	0- 0	0- 0	0- 0				
1- 9	0- 0	0- 4	NON-CONFERENCE	0- 0	0- 2	1- 3				
0- 5	0- 0	0- 1	HOME	0- 0	0- 1	0- 3				
1- 4	0- 0	0- 3	AWAY	0- 0	0- 1	1- 0				
0- 0	0- 0	0- 0	NEUTRAL	0- 0	0- 0	0- 0				
4- 7	0- 0	0- 1	CONFERENCE	0- 1	0- 0	4- 5				
2- 3	0- 0	0- 1	HOME	0- 0	0- 0	2- 2				
2- 4	0- 0	0- 0	AWAY	0- 1	0- 0	2- 3				
0- 0	0- 0	0- 0	NEUTRAL	0- 0	0- 0	0- 0				

RPI S	Opponent	Score	RPI S	Opponent	Score	RPI S	Opponent	Score	RPI S	Opponent	Score	Team's RPI: 291
			35	A Creighton	59 70	63	A South Dakota St.	52 60	130	H Wisconsin	63 64	
			41	H South Dakota	36 80				146	A Northeastern	61 72	
			42	A Bradley	64 70				171	H Northern Ill.	68 74	
			46	A UNI	63 95				184	H Valparaiso	54 66	
			49	H Iowa St.	58 86				204	H Wyoming	57 66	
									208	A Oral Roberts	62 70	
									208	H Oral Roberts	76 80	
									210	A Western Ill.	79 86	
									210	H Western Ill.	78 79	
									214	H North Dakota	92 82	
									254	A New Hampshire	67 61	
									292	A Denver	82 91	
									292	H Denver	85 80	
									302	A Omaha	74 65	
									331	A Purdue Fort Wayne	58 44	
LAST 10 Division I												
			208	H Oral Roberts	76 80	63	A South Dakota St.	52 60				
			302	A Omaha	74 65	214	H North Dakota	92 82				
			210	A Western Ill.	79 86	41	H South Dakota	36 80				
			331	A Purdue Fort Wayne	58 44	208	A Oral Roberts	62 70				
			292	H Denver	85 80	210	H Western Ill.	78 79				

Non-Div I Games: Waldorf 92 26 Mayville St. 97 59

North Dakota St.

North Florida

Through Games Of Feb. 11, 2020

Average RPI Win:	223	WON-LOST	WINNING	LAST 10	STRENGTH OF	OPP. STRENGTH	TEAM	ADJ.	CONF.	ADJ CONF.
Average RPI Loss:	111	RECORD	PCT. RANK	GAMES	SCHEDULE	OF SCHEDULE	RPI	RPI	RPI	RPI
DIV. I ONLY	11- 11	173	6-4	96	162	113	113	16	16	
DIV. I NON-CONF.	5- 6	187	0	61	136	93	93	15	15	
TOTALS	RPI 1-25	RPI 26-50	W-L RECORDS	RPI 51-100	RPI 101-150	RPI 150+				
11- 11	0- 4	0- 0	OVERALL	1- 2	2- 1	8- 4				
4- 2	0- 1	0- 0	HOME	1- 0	1- 0	2- 1				
5- 7	0- 3	0- 0	AWAY	0- 1	0- 1	5- 2				
2- 2	0- 0	0- 0	NEUTRAL	0- 1	1- 0	1- 1				
5- 6	0- 2	0- 0	NON-CONFERENCE	0- 2	2- 1	3- 1				
1- 0	0- 0	0- 0	HOME	0- 0	1- 0	0- 0				
2- 4	0- 2	0- 0	AWAY	0- 1	0- 1	2- 0				
2- 2	0- 0	0- 0	NEUTRAL	0- 1	1- 0	1- 1				
6- 5	0- 2	0- 0	CONFERENCE	1- 0	0- 0	5- 3				
3- 2	0- 1	0- 0	HOME	1- 0	0- 0	2- 1				
3- 3	0- 1	0- 0	AWAY	0- 0	0- 0	3- 2				
0- 0	0- 0	0- 0	NEUTRAL	0- 0	0- 0	0- 0				

RPI S	Opponent	Score	RPI S	Opponent	Score	RPI S	Opponent	Score	RPI S	Opponent	Score	Team's RPI: 113
15	A Indiana	45 72				60	N Marist	54 69	107	N Rider	80 70	
23	A Florida St.	41 70				74	A Miami (FL)	55 78	130	A Wisconsin	62 75	
25	A FGCU	65 76				98	H Liberty	65 50	143	H Holy Cross	80 60	
25	H FGCU	50 72							154	A North Ala.	51 54	
									173	N Norfolk St.	54 57	
									194	A Jacksonville	70 64	
									209	H Stetson	52 60	
									227	A Kennesaw St.	64 55	
									227	H Kennesaw St.	57 33	
									271	A Alabama A&M	73 64	
									276	A Lipscomb	68 60	
									286	A FIU	64 49	
									295	N Nicholls St.	64 61	
									329	A NJIT	56 60	
									329	H NJIT	71 48	
LAST 10 Division I												
329	A NJIT	56 60	276	A Lipscomb	68 60							
25	A FGCU	65 76	194	A Jacksonville	70 64							
209	H Stetson	52 60	25	H FGCU	50 72							
227	H Kennesaw St.	57 33	329	H NJIT	71 48							
98	H Liberty	65 50	227	A Kennesaw St.	64 55							

Non-Div I Games: Warner 110 46 Edward Waters 80 51

North Florida

Loss, Non-Conf, S Site, H Home A Away N Neutral

North Texas

Through Games Of Feb. 11, 2020

Average RPI Win:	227	WON-LOST	WINNING	LAST 10	STRENGTH OF	OPP. STRENGTH	TEAM	ADJ.	CONF.	ADJ CONF.
Average RPI Loss:	159	RECORD	PCT. RANK	GAMES	SCHEDULE	OF SCHEDULE	RPI	RPI	RPI	RPI
DIV. I ONLY	7- 13	260	2-8	179	173	262	262	13	13	
DIV. I NON-CONF.	4- 5	195	0	163	280	213	213	14	14	
TOTALS	RPI 1-25	RPI 26-50	W-L RECORDS	RPI 51-100	RPI 101-150	RPI 150+				
7- 13	0- 1	1- 1	OVERALL	0- 2	0- 2	6- 7				
5- 6	0- 0	1- 0	HOME	0- 2	0- 2	4- 2				
2- 5	0- 0	0- 0	AWAY	0- 0	0- 0	2- 5				
0- 2	0- 1	0- 1	NEUTRAL	0- 0	0- 0	0- 0				
4- 5	0- 1	0- 1	NON-CONFERENCE	0- 0	0- 1	4- 2				
3- 1	0- 0	0- 0	HOME	0- 0	0- 1	3- 0				
1- 2	0- 0	0- 0	AWAY	0- 0	0- 0	1- 2				
0- 2	0- 1	0- 1	NEUTRAL	0- 0	0- 0	0- 0				
3- 8	0- 0	1- 0	CONFERENCE	0- 2	0- 1	2- 5				
2- 5	0- 0	1- 0	HOME	0- 2	0- 1	1- 2				
1- 3	0- 0	0- 0	AWAY	0- 0	0- 0	1- 3				
0- 0	0- 0	0- 0	NEUTRAL	0- 0	0- 0	0- 0				

RPI S	Opponent	Score	RPI S	Opponent	Score	RPI S	Opponent	Score	RPI S	Opponent	Score	Team's RPI: 262
13 N	NC State	65 76	30 H	Western Ky.	61 54	61 H	Middle Tenn.	60 80	115 H	UAB	50 51	
			31 N	Texas	57 63	86 H	Rice	52 67	121 H	UT Arlington	49 68	
									165 H	Louisiana	69 66	
									178 A	Hawaii	66 60	
									180 A	Fla. Atlantic	78 84	
									217 A	UTEP	63 67	
									220 A	CSU Bakersfield	52 61	
									221 H	Southern Miss.	57 65	
									240 H	Louisiana Tech	74 69	
									245 H	Marshall	59 68	
									277 A	Utah St.	55 66	
									286 A	FIU	56 58	
									298 A	UTSA	79 55	
									328 H	Alcorn	67 31	
									347 H	La.-Monroe	63 51	
LAST 10 Division I												
115 H	UAB	50 51	240 H	Louisiana Tech	74 69							
61 H	Middle Tenn.	60 80	221 H	Southern Miss.	57 65							
86 H	Rice	52 67	180 A	Fla. Atlantic	78 84							
217 A	UTEP	63 67	286 A	FIU	56 58							
298 A	UTSA	79 55	245 H	Marshall	59 68							

Non-Div I Games: Mid-Amer. Christian59 61 Xavier (LA) 68 31 Tex. A&M-Texarkana 114 54

North Texas

Loss, Non-Conf, S Site, H Home A Away N Neutral

Northeastern

Through Games Of Feb. 11, 2020

Average RPI Win:	225	WON-LOST	WINNING	LAST 10	STRENGTH OF	OPP. STRENGTH	TEAM	ADJ.	CONF.	ADJ CONF.
Average RPI Loss:	78	RECORD	PCT. RANK	GAMES	SCHEDULE	OF SCHEDULE	RPI	RPI	RPI	RPI
DIV. I ONLY	10- 12	208	5-5	70	131	146	146	14	14	
DIV. I NON-CONF.	4- 7	225	0	35	108	123	123	13	13	
TOTALS	RPI 1-25	RPI 26-50	W-L RECORDS	RPI 51-100	RPI 101-150	RPI 150+				
10- 12	0- 2	0- 3	OVERALL	1- 4	2- 1	7- 2				
7- 5	0- 0	0- 2	HOME	0- 2	2- 0	5- 1				
3- 7	0- 2	0- 1	AWAY	1- 2	0- 1	2- 1				
0- 0	0- 0	0- 0	NEUTRAL	0- 0	0- 0	0- 0				
4- 7	0- 2	0- 2	NON-CONFERENCE	1- 2	0- 1	3- 0				
2- 3	0- 0	0- 2	HOME	0- 1	0- 0	2- 0				
2- 4	0- 2	0- 0	AWAY	1- 1	0- 1	1- 0				
0- 0	0- 0	0- 0	NEUTRAL	0- 0	0- 0	0- 0				
6- 5	0- 0	0- 1	CONFERENCE	0- 2	2- 0	4- 2				
5- 2	0- 0	0- 0	HOME	0- 1	2- 0	3- 1				
1- 3	0- 0	0- 1	AWAY	0- 1	0- 0	1- 1				
0- 0	0- 0	0- 0	NEUTRAL	0- 0	0- 0	0- 0				

RPI	S	Opponent	Score	RPI	S	Opponent	Score	RPI	S	Opponent	Score	RPI	S	Opponent	Score	Team's RPI: 146
2	A	Oregon	47 89	40	H	Yale	63 78	54	A	Drexel	41 50	127	H	William & Mary	61 55	
18	A	Central Mich.	63 79	41	H	South Dakota	76 80	54	H	Drexel	51 67	134	H	Elon	68 65	
				43	A	James Madison	54 67	64	H	Dayton	60 71	150	A	Boston U.	56 72	
								97	A	Fordham	58 74	183	A	Towson	68 81	
								100	A	Harvard	46 44	187	A	Delaware	72 62	
												187	H	Delaware	69 81	
												225	A	Maine	66 58	
												259	H	Col. of Charleston	72 68	
												263	H	UNCW	63 61	
												291	H	North Dakota St.	72 61	
												316	H	Hofstra	74 51	
												349	H	Hartford	60 47	
LAST 10 Division I																
54	H	Drexel	51 67	183	A	Towson	68 81									
187	H	Delaware	69 81	127	H	William & Mary	61 55									
263	H	UNCW	63 61	134	H	Elon	68 65									
259	H	Col. of Charleston	72 68	187	A	Delaware	72 62									
43	A	James Madison	54 67	54	A	Drexel	41 50									

Non-Div I Games:

Northeastern

■ Loss,
 ■ Non-Conf,
 ■ S Site,
 ■ Home
 ■ A Away
 N Neutral

Average RPI Win:	254	WON-LOST	WINNING	LAST 10	STRENGTH OF	OPP. STRENGTH	TEAM	ADJ.	CONF.	ADJ CONF.
Average RPI Loss:	148	RECORD	PCT. RANK	GAMES	SCHEDULE	OF SCHEDULE	RPI	RPI	RPI	RPI
DIV. I ONLY	12- 10	146	8-2	233	263	185	185	18	18	
DIV. I NON-CONF.	3- 6	235	0	98	265	191	191	17	17	
TOTALS	RPI 1-25	RPI 26-50	W-L RECORDS	RPI 51-100	RPI 101-150	RPI 150+				
12- 10	0- 1	0- 0	OVERALL	0- 3	1- 0	11- 6				
5- 4	0- 0	0- 0	HOME	0- 1	0- 0	5- 3				
6- 5	0- 0	0- 0	AWAY	0- 2	1- 0	5- 3				
1- 1	0- 1	0- 0	NEUTRAL	0- 0	0- 0	1- 0				
3- 6	0- 1	0- 0	NON-CONFERENCE	0- 2	0- 0	3- 3				
1- 1	0- 0	0- 0	HOME	0- 0	0- 0	1- 1				
1- 4	0- 0	0- 0	AWAY	0- 2	0- 0	1- 2				
1- 1	0- 1	0- 0	NEUTRAL	0- 0	0- 0	1- 0				
9- 4	0- 0	0- 0	CONFERENCE	0- 1	1- 0	8- 3				
4- 3	0- 0	0- 0	HOME	0- 1	0- 0	4- 2				
5- 1	0- 0	0- 0	AWAY	0- 0	1- 0	4- 1				
0- 0	0- 0	0- 0	NEUTRAL	0- 0	0- 0	0- 0				

RPI 1-25				RPI 26-50				RPI 51-100				RPI 101+ Team's RPI: 185			
RPI	S	Opponent	Score	RPI	S	Opponent	Score	RPI	S	Opponent	Score	RPI	S	Opponent	Score
14	N	Oregon St.	57 91					59	A	Fresno St.	66 83	122	A	Idaho	71 70
								86	A	Rice	57 71	153	N	San Jose St.	67 64
								91	H	Montana St.	64 72	162	H	UC Davis	61 71
												168	H	Southern Utah	84 76
												175	H	Montana	71 79
												196	A	New Mexico	76 83
												199	A	Idaho St.	70 59
												199	H	Idaho St.	76 79
												206	A	Portland St.	54 66
												213	H	Northern Colo.	72 45
												290	A	California Baptist	79 98
												307	A	Eastern Wash.	70 62
												309	A	Sacramento St.	85 65
												309	H	Sacramento St.	114 107
												310	H	Seattle U	88 80
												318	A	Weber St.	88 82
												318	H	Weber St.	92 61
												323	A	Houston Baptist	79 62
LAST 10 Division I															
				318	H	Weber St.	92 61					206	A	Portland St.	54 66
				199	H	Idaho St.	76 79					213	H	Northern Colo.	72 45
				307	A	Eastern Wash.	70 62					168	H	Southern Utah	84 76
				122	A	Idaho	71 70					199	A	Idaho St.	70 59
				309	A	Sacramento St.	85 65					309	H	Sacramento St.	114 107

Non-Div I Games:

Northern Ariz.

■ Loss,
 ■ Non-Conf, S Site,
 ■ Home
 ■ Away
 N Neutral

Average RPI Win:	250	WON-LOST	WINNING	LAST 10	STRENGTH OF	OPP. STRENGTH	TEAM	ADJ.	CONF.	ADJ CONF.
Average RPI Loss:	173	RECORD	PCT. RANK	GAMES	SCHEDULE	OF SCHEDULE	RPI	RPI	RPI	RPI
DIV. I ONLY	10- 11	194	5-5	275	183	213	213	18	18	
DIV. I NON-CONF.	4- 5	195	0	225	137	183	183	17	17	
TOTALS	RPI 1-25	RPI 26-50	W-L RECORDS	RPI 51-100	RPI 101-150	RPI 150+				
10- 11	0- 2	0- 0	OVERALL	0- 1	0- 1	10- 7				
3- 5	0- 0	0- 0	HOME	0- 0	0- 1	3- 4				
7- 6	0- 2	0- 0	AWAY	0- 1	0- 0	7- 3				
0- 0	0- 0	0- 0	NEUTRAL	0- 0	0- 0	0- 0				
4- 5	0- 2	0- 0	NON-CONFERENCE	0- 0	0- 0	4- 3				
1- 2	0- 0	0- 0	HOME	0- 0	0- 0	1- 2				
3- 3	0- 2	0- 0	AWAY	0- 0	0- 0	3- 1				
0- 0	0- 0	0- 0	NEUTRAL	0- 0	0- 0	0- 0				
6- 6	0- 0	0- 0	CONFERENCE	0- 1	0- 1	6- 4				
2- 3	0- 0	0- 0	HOME	0- 0	0- 1	2- 2				
4- 3	0- 0	0- 0	AWAY	0- 1	0- 0	4- 2				
0- 0	0- 0	0- 0	NEUTRAL	0- 0	0- 0	0- 0				

RPI	S	Opponent	Score	RPI	S	Opponent	Score	RPI	S	Opponent	Score	RPI	S	Opponent	Score	Team's RPI: 213
5	A	UCLA	58 92					91	A	Montana St.	58 91	122	H	Idaho	46 57	
10	A	Stanford	36 90									168	H	Southern Utah	55 68	
												175	A	Montana	67 58	
												185	A	Northern Ariz.	45 72	
												199	A	Idaho St.	39 59	
												204	A	Wyoming	46 44	
												206	A	Portland St.	78 51	
												206	H	Portland St.	77 58	
												231	A	SMU	61 52	
												232	A	Chattanooga	59 42	
												243	H	San Francisco	83 90	
												267	H	Colorado St.	58 75	
												292	A	Denver	55 74	
												307	H	Eastern Wash.	63 42	
												309	A	Sacramento St.	73 63	
												311	H	Air Force	72 62	
												318	A	Weber St.	69 65	
												318	H	Weber St.	60 65	
LAST 10 Division I																
206	A	Portland St.	78 51	122	H	Idaho	46 57									
168	H	Southern Utah	55 68	185	A	Northern Ariz.	45 72									
318	A	Weber St.	69 65	309	A	Sacramento St.	73 63									
199	A	Idaho St.	39 59	318	H	Weber St.	60 65									
307	H	Eastern Wash.	63 42	175	A	Montana	67 58									

Non-Div I Games:

Northern Colo.

■ Loss,
■ Non-Conf, S Site,
■ Home
■ Away
N Neutral

Average RPI Win:	213	WON-LOST	WINNING	LAST 10	STRENGTH OF	OPP. STRENGTH	TEAM	ADJ.	CONF.	ADJ CONF.
Average RPI Loss:	94	RECORD	PCT. RANK	GAMES	SCHEDULE	OF SCHEDULE	RPI	RPI	RPI	RPI
DIV. I ONLY	7- 14	265	3-7	64	118	171	171	10	10	
DIV. I NON-CONF.	4- 7	225	0	63	177	158	158	10	10	
TOTALS	RPI 1-25	RPI 26-50	W-L RECORDS	RPI 51-100	RPI 101-150	RPI 150+				
7- 14	0- 1	0- 3	OVERALL	0- 5	1- 2	6- 3				
2- 6	0- 0	0- 1	HOME	0- 3	1- 2	1- 0				
4- 7	0- 1	0- 1	AWAY	0- 2	0- 0	4- 3				
1- 1	0- 0	0- 1	NEUTRAL	0- 0	0- 0	1- 0				
4- 7	0- 0	0- 3	NON-CONFERENCE	0- 3	0- 0	4- 1				
1- 3	0- 0	0- 1	HOME	0- 2	0- 0	1- 0				
2- 3	0- 0	0- 1	AWAY	0- 1	0- 0	2- 1				
1- 1	0- 0	0- 1	NEUTRAL	0- 0	0- 0	1- 0				
3- 7	0- 1	0- 0	CONFERENCE	0- 2	1- 2	2- 2				
1- 3	0- 0	0- 0	HOME	0- 1	1- 2	0- 0				
2- 4	0- 1	0- 0	AWAY	0- 1	0- 0	2- 2				
0- 0	0- 0	0- 0	NEUTRAL	0- 0	0- 0	0- 0				

RPI 1-25			RPI 26-50			RPI 51-100			RPI 101+			Team's RPI: 171
RPI	S	Opponent	Score	RPI	S	Opponent	Score	RPI	S	Opponent	Score	
18	A	Central Mich.	60 66	29	H	Drake	49 73	51	A	Ohio	67 87	109 H Buffalo 64 63
				39	A	Purdue	63 68	51	H	Ohio	79 85	112 H Kent St. 71 79
				41	N	South Dakota	48 91	79	A	Illinois St.	66 69	147 H Toledo 51 63
								85	H	Southern Ill.	61 80	163 N Tennessee Tech 82 74
								100	H	Harvard	53 59	164 A Eastern Mich. 55 62
												167 A Miami (OH) 64 66
												189 A Akron 70 65
												224 H Eastern Ill. 61 48
												237 A Milwaukee 65 78
												250 A Bowling Green 92 87
												267 A Colorado St. 80 75
												291 A North Dakota St. 74 68
LAST 10 Division I												
250	A	Bowling Green	92 87	189	A	Akron	70 65					
18	A	Central Mich.	60 66	112	H	Kent St.	71 79					
109	H	Buffalo	64 63	147	H	Toledo	51 63					
164	A	Eastern Mich.	55 62	167	A	Miami (OH)	64 66					
51	H	Ohio	79 85	51	A	Ohio	67 87					

Non-Div I Games:

Northern Ill.

■ Loss,
 ■ Non-Conf,
 ■ S Site,
 ■ H Home
 ■ A Away
 N Neutral

Average RPI Win:	265	WON-LOST	WINNING	LAST 10	STRENGTH OF	OPP. STRENGTH	TEAM	ADJ.	CONF.	ADJ CONF.
Average RPI Loss:	143	RECORD	PCT. RANK	GAMES	SCHEDULE	OF SCHEDULE	RPI	RPI	RPI	RPI
DIV. I ONLY	14- 10	120	6-4	287	220	202	202	22	22	
DIV. I NON-CONF.	6- 5	151	0	312	165	225	225	20	20	
TOTALS	RPI 1-25	RPI 26-50	W-L RECORDS	RPI 51-100	RPI 101-150	RPI 150+				
14- 10	0- 1	0- 0	OVERALL	0- 3	1- 1	13- 5				
8- 4	0- 1	0- 0	HOME	0- 1	1- 0	7- 2				
5- 6	0- 0	0- 0	AWAY	0- 2	0- 1	5- 3				
1- 0	0- 0	0- 0	NEUTRAL	0- 0	0- 0	1- 0				
6- 5	0- 1	0- 0	NON-CONFERENCE	0- 2	0- 0	6- 2				
3- 2	0- 1	0- 0	HOME	0- 1	0- 0	3- 0				
2- 3	0- 0	0- 0	AWAY	0- 1	0- 0	2- 2				
1- 0	0- 0	0- 0	NEUTRAL	0- 0	0- 0	1- 0				
8- 5	0- 0	0- 0	CONFERENCE	0- 1	1- 1	7- 3				
5- 2	0- 0	0- 0	HOME	0- 0	1- 0	4- 2				
3- 3	0- 0	0- 0	AWAY	0- 1	0- 1	3- 1				
0- 0	0- 0	0- 0	NEUTRAL	0- 0	0- 0	0- 0				

RPI S	Opponent	Score	RPI S	Opponent	Score	RPI S	Opponent	Score	RPI S	Opponent	Score	Team's RPI: 202
12	H Louisville	57 85				53	A IUPUI	61 89	139	A Green Bay	44 65	
						55	A Belmont	45 62	139	H Green Bay	63 43	
						90	H Saint Louis	42 67	156	H Wright St.	55 63	
									190	A Cleveland St.	62 66	
									190	H Cleveland St.	68 73	
									216	H Central Ark.	72 56	
									237	A Milwaukee	61 49	
									237	H Milwaukee	61 37	
									247	A Youngstown St.	59 55	
									247	H Youngstown St.	75 56	
									265	H Wofford	80 72	
									270	A Eastern Ky.	62 69	
									276	A Lipscomb	69 71	
									282	H Oakland	69 60	
									283	A Indiana St.	70 68	
									286	A FIU	67 45	
									297	N Jacksonville St.	66 63	
									302	H Omaha	57 40	
									330	H Detroit Mercy	72 60	
									341	A UIC	88 46	
LAST 10 Division I												
247	A Youngstown St.	59 55	282	H Oakland	69 60							
190	A Cleveland St.	62 66	156	H Wright St.	55 63							
139	H Green Bay	63 43	341	A UIC	88 46							
237	H Milwaukee	61 37	53	A IUPUI	61 89							
330	H Detroit Mercy	72 60	190	H Cleveland St.	68 73							

Non-Div I Games:

Northern Ky.

■ Loss,
■ Non-Conf, S Site,
■ Home
■ Away
N Neutral

Northwestern

Through Games Of Feb. 11, 2020

Average RPI Win:	122	WON-LOST	WINNING	LAST 10	STRENGTH OF	OPP. STRENGTH	TEAM	ADJ.	CONF.	ADJ CONF.
Average RPI Loss:	10	RECORD	PCT. RANK	GAMES	SCHEDULE	OF SCHEDULE	RPI	RPI	RPI	RPI
DIV. I ONLY	20- 3	15	8-2	42	1	16	16	2	2	
DIV. I NON-CONF.	10- 1	20	0	126	18	29	29	2	2	
TOTALS	RPI 1-25	RPI 26-50	W-L RECORDS	RPI 51-100	RPI 101-150	RPI 150+				
20- 3	2- 3	4- 0	OVERALL	5- 0	1- 0	8- 0				
11- 2	1- 2	2- 0	HOME	3- 0	1- 0	4- 0				
7- 1	1- 1	2- 0	AWAY	2- 0	0- 0	2- 0				
2- 0	0- 0	0- 0	NEUTRAL	0- 0	0- 0	2- 0				
10- 1	0- 1	2- 0	NON-CONFERENCE	2- 0	1- 0	5- 0				
6- 1	0- 1	0- 0	HOME	2- 0	1- 0	3- 0				
2- 0	0- 0	2- 0	AWAY	0- 0	0- 0	0- 0				
2- 0	0- 0	0- 0	NEUTRAL	0- 0	0- 0	2- 0				
10- 2	2- 2	2- 0	CONFERENCE	3- 0	0- 0	3- 0				
5- 1	1- 1	2- 0	HOME	1- 0	0- 0	1- 0				
5- 1	1- 1	0- 0	AWAY	2- 0	0- 0	2- 0				
0- 0	0- 0	0- 0	NEUTRAL	0- 0	0- 0	0- 0				

RPI	S	Opponent	Score	RPI	S	Opponent	Score	RPI	S	Opponent	Score	RPI	S	Opponent	Score
3	A	Maryland	61 70	34	H	Michigan	81 73	57	A	Minnesota	56 54	121	H	UT Arlington	74 47
3	H	Maryland	81 58	36	A	Marquette	64 56	77	H	Boston College	66 63	172	A	Illinois	77 50
7	H	Iowa	51 77	37	A	Duke	63 42	83	H	Colgate	73 44	184	H	Valparaiso	69 48
15	A	Indiana	71 69	39	H	Purdue	61 56	96	A	Michigan St.	76 48	198	H	Dartmouth	79 37
19	H	DePaul	68 70					96	H	Michigan St.	85 55	205	A	Penn St.	82 59
												205	H	Penn St.	85 59
												252	H	Loyola Maryland	67 46
												264	N	Xavier	79 59
												274	N	East Carolina	64 45
LAST 10 Division I															
96	H	Michigan St.	85 55	205	H	Penn St.	85 59								
205	A	Penn St.	82 59	15	A	Indiana	71 69								
34	H	Michigan	81 73	39	H	Purdue	61 56								
3	A	Maryland	61 70	57	A	Minnesota	56 54								
96	A	Michigan St.	76 48	7	H	Iowa	51 77								

Non-Div I Games:

Northwestern

■ Loss,
 ■ Non-Conf, S Site,
 ■ Home
 ■ Away
 N Neutral

Average RPI Win:	322	WON-LOST	WINNING	LAST 10	STRENGTH OF	OPP. STRENGTH	TEAM	ADJ.	CONF.	ADJ CONF.
Average RPI Loss:	179	RECORD	PCT. RANK	GAMES	SCHEDULE	OF SCHEDULE	RPI	RPI	RPI	RPI
DIV. I ONLY	4- 15	316	3-7	284	308	332	332	23	23	
DIV. I NON-CONF.	1- 5	313	0	212	284	318	318	22	22	
TOTALS	RPI 1-25	RPI 26-50	W-L RECORDS	RPI 51-100	RPI 101-150	RPI 150+				
4- 15	0- 0	0- 2	OVERALL	0- 0	0- 3	4- 10				
3- 7	0- 0	0- 0	HOME	0- 0	0- 1	3- 6				
1- 8	0- 0	0- 2	AWAY	0- 0	0- 2	1- 4				
0- 0	0- 0	0- 0	NEUTRAL	0- 0	0- 0	0- 0				
1- 5	0- 0	0- 2	NON-CONFERENCE	0- 0	0- 0	1- 3				
1- 1	0- 0	0- 0	HOME	0- 0	0- 0	1- 1				
0- 4	0- 0	0- 2	AWAY	0- 0	0- 0	0- 2				
0- 0	0- 0	0- 0	NEUTRAL	0- 0	0- 0	0- 0				
3- 10	0- 0	0- 0	CONFERENCE	0- 0	0- 3	3- 7				
2- 6	0- 0	0- 0	HOME	0- 0	0- 1	2- 5				
1- 4	0- 0	0- 0	AWAY	0- 0	0- 2	1- 2				
0- 0	0- 0	0- 0	NEUTRAL	0- 0	0- 0	0- 0				

RPI S	Opponent	Score	RPI S	Opponent	Score	RPI S	Opponent	Score	RPI S	Opponent	Score	Team's RPI: 332
			31	A Texas	49 91				106	A SFA	40 89	
			38	A Arkansas	39 99				110	A Abilene Christian	69 84	
									116	H A&M-Corpus Christi	59 72	
									152	H Jackson St.	49 66	
									157	A Texas Tech	49 79	
									169	H New Orleans	63 77	
									170	H Sam Houston St.	69 79	
									216	H Central Ark.	44 51	
									223	H Southeastern La.	56 72	
									229	A Lamar University	58 61	
									285	H Incarnate Word	67 69	
									295	H Nicholls St.	58 54	
									323	A Houston Baptist	54 46	
									323	H Houston Baptist	69 60	
									335	A McNeese	51 61	
									346	H Grambling	65 61	
									347	A La.-Monroe	54 63	
LAST 10 Division I												
			323	A Houston Baptist	54 46				106	A SFA	40 89	
			110	A Abilene Christian	69 84				295	H Nicholls St.	58 54	
			216	H Central Ark.	44 51				335	A McNeese	51 61	
			169	H New Orleans	63 77				285	H Incarnate Word	67 69	
			223	H Southeastern La.	56 72				323	H Houston Baptist	69 60	

Non-Div I Games: LeTourneau 91 61 LSU-Shreveport 63 68 Central Baptist 61 59

Northwestern St.

Loss, Non-Conf, S Site, H Home A Away N Neutral

Average RPI Win:	144	WON-LOST	WINNING	LAST 10	STRENGTH OF	OPP. STRENGTH	TEAM	ADJ.	CONF.	ADJ CONF.
Average RPI Loss:	56	RECORD	PCT. RANK	GAMES	SCHEDULE	OF SCHEDULE	RPI	RPI	RPI	RPI
DIV. I ONLY	10- 14	228	4-6	32	5	104	104	5	5	
DIV. I NON-CONF.	5- 7	205	0	7	9	71	71	3	3	
TOTALS	RPI 1-25	RPI 26-50	W-L RECORDS	RPI 51-100	RPI 101-150	RPI 150+				
10- 14	0- 5	1- 3	OVERALL	4- 5	2- 0	3- 1				
4- 8	0- 3	0- 1	HOME	1- 3	1- 0	2- 1				
5- 4	0- 1	1- 2	AWAY	2- 1	1- 0	1- 0				
1- 2	0- 1	0- 0	NEUTRAL	1- 1	0- 0	0- 0				
5- 7	0- 3	1- 1	NON-CONFERENCE	2- 3	1- 0	1- 0				
2- 4	0- 1	0- 1	HOME	0- 2	1- 0	1- 0				
2- 1	0- 1	1- 0	AWAY	1- 0	0- 0	0- 0				
1- 2	0- 1	0- 0	NEUTRAL	1- 1	0- 0	0- 0				
5- 7	0- 2	0- 2	CONFERENCE	2- 2	1- 0	2- 1				
2- 4	0- 2	0- 0	HOME	1- 1	0- 0	1- 1				
3- 3	0- 0	0- 2	AWAY	1- 1	1- 0	1- 0				
0- 0	0- 0	0- 0	NEUTRAL	0- 0	0- 0	0- 0				

RPI S	Opponent	Score	RPI S	Opponent	Score	RPI S	Opponent	Score	RPI S	Opponent	Score	Team's RPI: 104
6	A UConn	57 81	34	A Michigan	76 72	57	H Minnesota	67 75	118	A Wake Forest	75 71	
12	H Louisville	54 86	37	A Duke	47 50	63	N South Dakota St.	59 65	147	H Toledo	54 51	
13	H NC State	56 90	48	H Tennessee	63 74	67	N South Fla.	67 51	197	H Clemson	55 71	
19	H DePaul	94 105	50	A Virginia	60 90	74	H Miami (FL)	76 53	252	H Loyola Maryland	84 60	
25	N FGCU	60 69				77	H Boston College	65 75	279	A Pittsburgh	60 52	
						88	A Georgia Tech	59 51	279	H Pittsburgh	74 52	
						89	A Syracuse	63 74				
						96	H Michigan St.	69 72				
						97	A Fordham	60 55				
LAST 10 Division I												
279	H Pittsburgh	74 52	74	H Miami (FL)	76 53							
118	A Wake Forest	75 71	37	A Duke	47 50							
88	A Georgia Tech	59 51	13	H NC State	56 90							
12	H Louisville	54 86	77	H Boston College	65 75							
50	A Virginia	60 90	89	A Syracuse	63 74							

Non-Div I Games:

Notre Dame

Loss, Non-Conf, S Site, H Home A Away N Neutral

Average RPI Win:	289	WON-LOST	WINNING	LAST 10	STRENGTH OF	OPP. STRENGTH	TEAM	ADJ.	CONF.	ADJ CONF.
Average RPI Loss:	153	RECORD	PCT. RANK	GAMES	SCHEDULE	OF SCHEDULE	RPI	RPI	RPI	RPI
DIV. I ONLY	8- 13	243	4-6	307	215	282	282	22	22	
DIV. I NON-CONF.	3- 6	235	0	274	130	247	247	20	20	
TOTALS	RPI 1-25	RPI 26-50	W-L RECORDS	RPI 51-100	RPI 101-150	RPI 150+				
8- 13	0- 1	0- 2	OVERALL	0- 3	1- 0	7- 7				
4- 5	0- 1	0- 1	HOME	0- 1	1- 0	3- 2				
3- 8	0- 0	0- 1	AWAY	0- 2	0- 0	3- 5				
1- 0	0- 0	0- 0	NEUTRAL	0- 0	0- 0	1- 0				
3- 6	0- 1	0- 2	NON-CONFERENCE	0- 1	0- 0	3- 2				
0- 2	0- 1	0- 1	HOME	0- 0	0- 0	0- 0				
2- 4	0- 0	0- 1	AWAY	0- 1	0- 0	2- 2				
1- 0	0- 0	0- 0	NEUTRAL	0- 0	0- 0	1- 0				
5- 7	0- 0	0- 0	CONFERENCE	0- 2	1- 0	4- 5				
4- 3	0- 0	0- 0	HOME	0- 1	1- 0	3- 2				
1- 4	0- 0	0- 0	AWAY	0- 1	0- 0	1- 3				
0- 0	0- 0	0- 0	NEUTRAL	0- 0	0- 0	0- 0				

RPI 1-25				RPI 26-50				RPI 51-100				RPI 101+				Team's RPI: 282	
RPI	S	Opponent	Score	RPI	S	Opponent	Score	RPI	S	Opponent	Score	RPI	S	Opponent	Score		
18	H	Central Mich.	47 65	34	A	Michigan	64 79	53	A	IUPUI	41 76	139	H	Green Bay	93 88		
				42	H	Bradley	58 74	53	H	IUPUI	63 89	156	A	Wright St.	66 85		
								96	A	Michigan St.	56 76	190	H	Cleveland St.	58 79		
												202	A	Northern Ky.	60 69		
												237	H	Milwaukee	78 62		
												247	H	Youngstown St.	74 79		
												269	A	Niagara	63 77		
												284	A	St. Bonaventure	66 80		
												286	A	FIU	58 49		
												297	N	Jacksonville St.	61 55		
												330	A	Detroit Mercy	71 57		
												330	H	Detroit Mercy	65 60		
												341	A	UIC	64 70		
												341	H	UIC	63 46		
												350	A	Chicago St.	98 70		
LAST 10 Division I																	
				53	H	IUPUI	63 89	190	H	Cleveland St.	58 79						
				341	H	UIC	63 46	247	H	Youngstown St.	74 79						
				330	H	Detroit Mercy	65 60	237	H	Milwaukee	78 62						
				156	A	Wright St.	66 85	139	H	Green Bay	93 88						
				202	A	Northern Ky.	60 69	341	A	UIC	64 70						

Non-Div I Games: Lourdes 72 53 Concordia (MI) 76 42

Oakland

Loss, Non-Conf, S Site, H Home A Away N Neutral

Average RPI Win:	169	WON-LOST	WINNING	LAST 10	STRENGTH OF	OPP. STRENGTH	TEAM	ADJ.	CONF.	ADJ CONF.
Average RPI Loss:	64	RECORD	PCT. RANK	GAMES	SCHEDULE	OF SCHEDULE	RPI	RPI	RPI	RPI
DIV. I ONLY	15- 7	66	7-3	93	69	51	51	10	10	
DIV. I NON-CONF.	7- 4	100	0	131	23	68	68	10	10	
TOTALS	RPI 1-25	RPI 26-50	W-L RECORDS	RPI 51-100	RPI 101-150	RPI 150+				
15- 7	0- 3	1- 1	OVERALL	2- 2	2- 0	10- 1				
9- 1	0- 1	0- 0	HOME	2- 0	1- 0	6- 0				
5- 5	0- 2	1- 1	AWAY	0- 1	1- 0	3- 1				
1- 1	0- 0	0- 0	NEUTRAL	0- 1	0- 0	1- 0				
7- 4	0- 1	1- 1	NON-CONFERENCE	1- 2	0- 0	5- 0				
4- 0	0- 0	0- 0	HOME	1- 0	0- 0	3- 0				
2- 3	0- 1	1- 1	AWAY	0- 1	0- 0	1- 0				
1- 1	0- 0	0- 0	NEUTRAL	0- 1	0- 0	1- 0				
8- 3	0- 2	0- 0	CONFERENCE	1- 0	2- 0	5- 1				
5- 1	0- 1	0- 0	HOME	1- 0	1- 0	3- 0				
3- 2	0- 1	0- 0	AWAY	0- 0	1- 0	2- 1				
0- 0	0- 0	0- 0	NEUTRAL	0- 0	0- 0	0- 0				

RPI 1-25				RPI 26-50				RPI 51-100 Team's RPI: 51				RPI 101+			
RPI	S	Opponent	Score	RPI	S	Opponent	Score	RPI	S	Opponent	Score	RPI	S	Opponent	Score
18	A	Central Mich.	90 92	26	A	Ohio St.	74 68	53	H	IUPUI	70 64	109	A	Buffalo	76 65
18	H	Central Mich.	71 73	31	A	Texas	60 73	72	H	Ball St.	79 71	112	H	Kent St.	63 57
22	A	TCU	72 79					89	A	Syracuse	54 66	164	A	Eastern Mich.	75 65
								94	N	Butler	55 60	171	A	Northern Ill.	85 79
												171	H	Northern Ill.	87 67
												176	A	Western Mich.	72 73
												181	H	American	81 69
												189	H	Akron	70 57
												232	A	Chattanooga	70 58
												245	H	Marshall	67 51
												250	H	Bowling Green	79 69
												279	N	Pittsburgh	72 50
												285	H	Incarnate Word	78 41
LAST 10 Division I															
112	H	Kent St.	63 57	171	A	Northern Ill.	85 79								
164	A	Eastern Mich.	75 65	72	H	Ball St.	79 71								
18	A	Central Mich.	90 92	176	A	Western Mich.	72 73								
189	H	Akron	70 57	109	A	Buffalo	76 65								
250	H	Bowling Green	79 69	18	H	Central Mich.	71 73								

Non-Div I Games:

Ohio

Average RPI Win:	129	WON-LOST	WINNING	LAST 10	STRENGTH OF	OPP. STRENGTH	TEAM	ADJ.	CONF.	ADJ CONF.
Average RPI Loss:	28	RECORD	PCT. RANK	GAMES	SCHEDULE	OF SCHEDULE	RPI	RPI	RPI	RPI
DIV. I ONLY	14- 9	105	6-4	8	27	26	26	2	2	
DIV. I NON-CONF.	7- 4	100	0	3	79	17	17	2	2	
TOTALS	RPI 1-25	RPI 26-50	W-L RECORDS	RPI 51-100	RPI 101-150	RPI 150+				
14- 9	1- 5	2- 2	OVERALL	3- 2	2- 0	6- 0				
6- 4	1- 2	1- 1	HOME	0- 1	1- 0	3- 0				
6- 4	0- 3	0- 0	AWAY	3- 1	1- 0	2- 0				
2- 1	0- 0	1- 1	NEUTRAL	0- 0	0- 0	1- 0				
7- 4	1- 2	1- 1	NON-CONFERENCE	1- 1	1- 0	3- 0				
2- 2	1- 1	0- 0	HOME	0- 1	0- 0	1- 0				
3- 1	0- 1	0- 0	AWAY	1- 0	1- 0	1- 0				
2- 1	0- 0	1- 1	NEUTRAL	0- 0	0- 0	1- 0				
7- 5	0- 3	1- 1	CONFERENCE	2- 1	1- 0	3- 0				
4- 2	0- 1	1- 1	HOME	0- 0	1- 0	2- 0				
3- 3	0- 2	0- 0	AWAY	2- 1	0- 0	1- 0				
0- 0	0- 0	0- 0	NEUTRAL	0- 0	0- 0	0- 0				

RPI	S	Opponent	Score	RPI	S	Opponent	Score	Team's RPI: 26	RPI	S	Opponent	Score	RPI	S	Opponent	Score
3	A	Maryland	62 72	34	H	Michigan	78 69		51	H	Ohio	68 74	112	A	Kent St.	75 65
3	H	Maryland	65 85	39	H	Purdue	50 66		57	A	Minnesota	66 63	130	H	Wisconsin	82 74
6	H	UConn	62 73	41	N	South Dakota	53 68		75	A	Nebraska	80 74	172	A	Illinois	78 58
7	A	Iowa	68 77	46	N	UNI	64 46		80	A	Cincinnati	78 73	172	H	Illinois	77 47
10	A	Stanford	52 71						96	A	Michigan St.	65 68	184	N	Valparaiso	89 38
12	H	Louisville	67 60										205	H	Penn St.	80 70
													218	H	Radford	70 57
													309	A	Sacramento St.	104 74
LAST 10 Division I																
130	H	Wisconsin	82 74	172	H	Illinois	77 47									
172	A	Illinois	78 58	96	A	Michigan St.	65 68									
75	A	Nebraska	80 74	205	H	Penn St.	80 70									
3	H	Maryland	65 85	34	H	Michigan	78 69									
7	A	Iowa	68 77	3	A	Maryland	62 72									

Non-Div I Games:

Ohio St.

■ Loss,
■ Non-Conf, S Site,
■ Home
■ Away
N Neutral

Average RPI Win:	97	WON-LOST	WINNING	LAST 10	STRENGTH OF	OPP. STRENGTH	TEAM	ADJ.	CONF.	ADJ CONF.
Average RPI Loss:	63	RECORD	PCT. RANK	GAMES	SCHEDULE	OF SCHEDULE	RPI	RPI	RPI	RPI
DIV. I ONLY	12- 12	173	4-6	2	48	45	45	3	3	
DIV. I NON-CONF.	7- 5	131	0	5	104	47	47	4	4	
TOTALS	RPI 1-25	RPI 26-50	W-L RECORDS	RPI 51-100	RPI 101-150	RPI 150+				
12- 12	1- 4	3- 4	OVERALL	2- 0	4- 2	2- 2				
9- 5	1- 3	2- 2	HOME	1- 0	3- 0	2- 0				
3- 6	0- 0	1- 2	AWAY	1- 0	1- 2	0- 2				
0- 1	0- 1	0- 0	NEUTRAL	0- 0	0- 0	0- 0				
7- 5	1- 2	1- 1	NON-CONFERENCE	0- 0	3- 1	2- 1				
7- 1	1- 1	1- 0	HOME	0- 0	3- 0	2- 0				
0- 3	0- 0	0- 1	AWAY	0- 0	0- 1	0- 1				
0- 1	0- 1	0- 0	NEUTRAL	0- 0	0- 0	0- 0				
5- 7	0- 2	2- 3	CONFERENCE	2- 0	1- 1	0- 1				
2- 4	0- 2	1- 2	HOME	1- 0	0- 0	0- 0				
3- 3	0- 0	1- 1	AWAY	1- 0	1- 1	0- 1				
0- 0	0- 0	0- 0	NEUTRAL	0- 0	0- 0	0- 0				

RPI 1-25				RPI 26-50				Team's RPI: 45				RPI 51-100				RPI 101+			
RPI	S	Opponent	Score	RPI	S	Opponent	Score	RPI	S	Opponent	Score	RPI	S	Opponent	Score	RPI	S	Opponent	Score
4	H	Missouri St.	90 96	29	H	Drake	93 84	56	A	West Virginia	73 49	102	A	Kansas St.	74 92				
6	N	UConn	53 97	30	A	Western Ky.	63 74	56	H	West Virginia	68 58	106	H	SFA	75 62				
8	H	Baylor	56 77	31	H	Texas	53 70					110	H	Abilene Christian	78 65				
22	H	TCU	63 82	44	A	Oklahoma St.	77 75					115	H	UAB	82 75				
24	H	LSU	90 68	44	H	Oklahoma St.	69 73					119	A	Kansas	94 82				
				49	A	Iowa St.	59 63					148	A	Wichita St.	83 88				
				49	H	Iowa St.	81 72					157	A	Texas Tech	84 89				
												158	A	Houston	69 85				
												170	H	Sam Houston St.	95 71				
												287	H	Prairie View	94 48				
LAST 10 Division I																			
				44	H	Oklahoma St.	69 73	102	A	Kansas St.	74 92								
				49	A	Iowa St.	59 63	157	A	Texas Tech	84 89								
				56	H	West Virginia	68 58	22	H	TCU	63 82								
				119	A	Kansas	94 82	56	A	West Virginia	73 49								
				31	H	Texas	53 70	49	H	Iowa St.	81 72								

Non-Div I Games:

Oklahoma

■ Loss,
 ■ Non-Conf, S Site,
 ■ Home
 ■ Away
 N Neutral

Average RPI Win: 138		WON-LOST	WINNING	LAST 10	STRENGTH OF	OPP. STRENGTH	TEAM	ADJ.	CONF.	ADJ CONF.
Average RPI Loss: 39		RECORD	PCT. RANK	GAMES	SCHEDULE	OF SCHEDULE	RPI	RPI	RPI	RPI
DIV. I ONLY		14- 10	120	4-6	12	33	44	44	3	3
DIV. I NON-CONF.		9- 3	63	0	31	78	30	30	4	4
TOTALS		RPI 1-25	RPI 26-50	W-L RECORDS	RPI 51-100	RPI 101-150	RPI 150+			
14- 10	0- 5		1- 4	OVERALL	3- 0	5- 0	5- 1			
9- 4	0- 1		0- 3	HOME	2- 0	3- 0	4- 0			
4- 4	0- 2		1- 1	AWAY	1- 0	1- 0	1- 1			
1- 2	0- 2		0- 0	NEUTRAL	0- 0	1- 0	0- 0			
9- 3	0- 3		0- 0	NON-CONFERENCE	1- 0	3- 0	5- 0			
7- 0	0- 0		0- 0	HOME	1- 0	2- 0	4- 0			
1- 1	0- 1		0- 0	AWAY	0- 0	0- 0	1- 0			
1- 2	0- 2		0- 0	NEUTRAL	0- 0	1- 0	0- 0			
5- 7	0- 2		1- 4	CONFERENCE	2- 0	2- 0	0- 1			
2- 4	0- 1		0- 3	HOME	1- 0	1- 0	0- 0			
3- 3	0- 1		1- 1	AWAY	1- 0	1- 0	0- 1			
0- 0	0- 0		0- 0	NEUTRAL	0- 0	0- 0	0- 0			

RPI 1-25					
RPI	S	Opponent	Score		
2	N	Oregon	72	89	
8	A	Baylor	48	94	
12	N	Louisville	48	69	
17	A	Texas A&M	62	74	
22	H	TCU	68	72	

RPI 26-50					
RPI	S	Opponent	Score		
31	H	Texas	56	61	
45	A	Oklahoma	73	69	
45	H	Oklahoma	75	77	
49	A	Iowa St.	63	74	
49	H	Iowa St.	63	64	

Team's RPI: 44					
RPI	S	Opponent	Score		
56	A	West Virginia	57	55	
56	H	West Virginia	60	57	
86	H	Rice	69	38	

RPI 51-100					
RPI	S	Opponent	Score		
101	H	Duquesne	84	41	
102	A	Kansas St.	70	63	
119	H	Kansas	67	49	
121	N	UT Arlington	60	47	
122	H	Idaho	62	47	
157	A	Texas Tech	79	109	
199	H	Idaho St.	70	52	
208	H	Oral Roberts	78	44	
229	H	Lamar University	74	53	
236	H	Southern U.	72	59	
246	A	Tulsa	78	48	

RPI 101+					
RPI	S	Opponent	Score		
101	H	Duquesne	84	41	
102	A	Kansas St.	70	63	
119	H	Kansas	67	49	
121	N	UT Arlington	60	47	
122	H	Idaho	62	47	
157	A	Texas Tech	79	109	
199	H	Idaho St.	70	52	
208	H	Oral Roberts	78	44	
229	H	Lamar University	74	53	
236	H	Southern U.	72	59	
246	A	Tulsa	78	48	

LAST 10 Division I					
45	A	Oklahoma	73	69	
56	H	West Virginia	60	57	
49	A	Iowa St.	63	74	
157	A	Texas Tech	79	109	
22	H	TCU	68	72	
31	H	Texas	56	61	
56	A	West Virginia	57	55	
49	H	Iowa St.	63	64	
102	A	Kansas St.	70	63	
8	A	Baylor	48	94	

Non-Div I Games:

Oklahoma St.

Loss, Non-Conf, S Site, H Home A Away N Neutral

Average RPI Win:	186	WON-LOST	WINNING	LAST 10	STRENGTH OF	OPP. STRENGTH	TEAM	ADJ.	CONF.	ADJ CONF.
Average RPI Loss:	94	RECORD	PCT. RANK	GAMES	SCHEDULE	OF SCHEDULE	RPI	RPI	RPI	RPI
DIV. I ONLY	20- 3	15	9-1	137	137	32	32	13	13	
DIV. I NON-CONF.	10- 2	29	0	151	181	44	44	14	14	
TOTALS	RPI 1-25	RPI 26-50	W-L RECORDS	RPI 51-100	RPI 101-150	RPI 150+				
20- 3	0- 0	1- 1	OVERALL	2- 0	5- 2	12- 0				
11- 0	0- 0	1- 0	HOME	1- 0	2- 0	7- 0				
8- 3	0- 0	0- 1	AWAY	1- 0	2- 2	5- 0				
1- 0	0- 0	0- 0	NEUTRAL	0- 0	1- 0	0- 0				
10- 2	0- 0	0- 1	NON-CONFERENCE	0- 0	5- 1	5- 0				
6- 0	0- 0	0- 0	HOME	0- 0	2- 0	4- 0				
3- 2	0- 0	0- 1	AWAY	0- 0	2- 1	1- 0				
1- 0	0- 0	0- 0	NEUTRAL	0- 0	1- 0	0- 0				
10- 1	0- 0	1- 0	CONFERENCE	2- 0	0- 1	7- 0				
5- 0	0- 0	1- 0	HOME	1- 0	0- 0	3- 0				
5- 1	0- 0	0- 0	AWAY	1- 0	0- 1	4- 0				
0- 0	0- 0	0- 0	NEUTRAL	0- 0	0- 0	0- 0				

RPI 1-25			RPI 26-50			Team's RPI: 32	RPI 51-100			RPI 101+		
RPI	S	Opponent	Score	RPI	S	Opponent	Score	RPI	S	Opponent	Score	
30	H	Western Ky.	76 65	50	A	Virginia	53 56	61	A	Middle Tenn.	67 56	103 H Campbell 59 44
								76	H	Charlotte	54 51	115 A UAB 65 76
												117 A VCU 49 62
												122 N Idaho 67 55
												125 A Auburn 89 77
												127 A William & Mary 69 58
												131 H Richmond 73 51
												161 H Hampton 75 38
												180 A Fla. Atlantic 75 63
												200 H Mt. St. Mary's 85 34
												217 A UTEP 77 69
												221 H Southern Miss. 67 50
												240 H Louisiana Tech 77 61
												245 H Marshall 57 46
												256 H Winthrop 68 44
												286 A FIU 66 39
												298 A UTSA 62 43
												312 A Cal Poly 61 55
												319 H UMES 48 39
LAST 10 Division I												
217	A	UTEP	77 69	286	A	FIU	66 39					
298	A	UTSA	62 43	245	H	Marshall	57 46					
240	H	Louisiana Tech	77 61	30	H	Western Ky.	76 65					
221	H	Southern Miss.	67 50	76	H	Charlotte	54 51					
180	A	Fla. Atlantic	75 63	115	A	UAB	65 76					

Non-Div I Games:

Old Dominion

Average RPI Win:	294	WON-LOST	WINNING	LAST 10	STRENGTH OF	OPP. STRENGTH	TEAM	ADJ.	CONF.	ADJ CONF.
Average RPI Loss:	108	RECORD	PCT. RANK	GAMES	SCHEDULE	OF SCHEDULE	RPI	RPI	RPI	RPI
DIV. I ONLY	7- 16	280	0-10	149	123	278	278	4	4	
DIV. I NON-CONF.	7- 6	161	0	313	348	298	298	5	5	
TOTALS	RPI 1-25	RPI 26-50	W-L RECORDS	RPI 51-100	RPI 101-150	RPI 150+				
7- 16	0- 4	0- 1	OVERALL	0- 2	0- 4	7- 5				
6- 8	0- 1	0- 1	HOME	0- 2	0- 2	6- 2				
0- 7	0- 3	0- 0	AWAY	0- 0	0- 2	0- 2				
1- 1	0- 0	0- 0	NEUTRAL	0- 0	0- 0	1- 1				
7- 6	0- 0	0- 0	NON-CONFERENCE	0- 0	0- 1	7- 5				
6- 3	0- 0	0- 0	HOME	0- 0	0- 1	6- 2				
0- 2	0- 0	0- 0	AWAY	0- 0	0- 0	0- 2				
1- 1	0- 0	0- 0	NEUTRAL	0- 0	0- 0	1- 1				
0- 10	0- 4	0- 1	CONFERENCE	0- 2	0- 3	0- 0				
0- 5	0- 1	0- 1	HOME	0- 2	0- 1	0- 0				
0- 5	0- 3	0- 0	AWAY	0- 0	0- 2	0- 0				
0- 0	0- 0	0- 0	NEUTRAL	0- 0	0- 0	0- 0				

RPI 1-25				RPI 26-50				RPI 51-100				RPI 101+ Team's RPI: 278			
RPI	S	Opponent	Score	RPI	S	Opponent	Score	RPI	S	Opponent	Score	RPI	S	Opponent	Score
1	H	South Carolina	32 87	48	H	Tennessee	28 84	65	H	Alabama	56 57	108	A	Vanderbilt	47 63
9	A	Mississippi St.	39 80					82	H	Georgia	51 58	125	A	Auburn	43 59
17	A	Texas A&M	35 79									128	H	Southeast Mo. St.	53 70
24	A	LSU	44 52									129	H	Missouri	57 71
												157	A	Texas Tech	48 84
												165	H	Louisiana	42 53
												169	H	New Orleans	64 69
												170	H	Sam Houston St.	75 69
												221	A	Southern Miss.	53 59
												240	H	Louisiana Tech	76 53
												279	N	Pittsburgh	50 58
												299	H	Ga. Southern	69 66
												322	H	Alabama St.	93 66
												328	N	Alcorn	73 55
												347	H	La.-Monroe	66 42
												351	H	Mississippi Val.	72 53
LAST 10 Division I															
108	A	Vanderbilt	47 63	129	H	Missouri	57 71								
65	H	Alabama	56 57	24	A	LSU	44 52								
1	H	South Carolina	32 87	48	H	Tennessee	28 84								
9	A	Mississippi St.	39 80	17	A	Texas A&M	35 79								
125	A	Auburn	43 59	82	H	Georgia	51 58								

Non-Div I Games:

Ole Miss

■ Loss,
 ■ Non-Conf,
 ■ S Site,
 ■ H Home
 ■ A Away
 N Neutral

Average RPI Win:	259	WON-LOST	WINNING	LAST 10	STRENGTH OF	OPP. STRENGTH	TEAM	ADJ.	CONF.	ADJ CONF.
Average RPI Loss:	152	RECORD	PCT. RANK	GAMES	SCHEDULE	OF SCHEDULE	RPI	RPI	RPI	RPI
DIV. I ONLY	4- 17	319	1-9	114	273	302	302	19	19	
DIV. I NON-CONF.	3- 8	268	0	128	305	267	267	18	18	
TOTALS	RPI 1-25	RPI 26-50	W-L RECORDS	RPI 51-100	RPI 101-150	RPI 150+				
4- 17	0- 0	0- 4	OVERALL	0- 2	0- 3	4- 8				
3- 8	0- 0	0- 3	HOME	0- 1	0- 0	3- 4				
0- 8	0- 0	0- 1	AWAY	0- 1	0- 2	0- 4				
1- 1	0- 0	0- 0	NEUTRAL	0- 0	0- 1	1- 0				
3- 8	0- 0	0- 2	NON-CONFERENCE	0- 0	0- 3	3- 3				
2- 3	0- 0	0- 2	HOME	0- 0	0- 0	2- 1				
0- 4	0- 0	0- 0	AWAY	0- 0	0- 2	0- 2				
1- 1	0- 0	0- 0	NEUTRAL	0- 0	0- 1	1- 0				
1- 9	0- 0	0- 2	CONFERENCE	0- 2	0- 0	1- 5				
1- 5	0- 0	0- 1	HOME	0- 1	0- 0	1- 3				
0- 4	0- 0	0- 1	AWAY	0- 1	0- 0	0- 2				
0- 0	0- 0	0- 0	NEUTRAL	0- 0	0- 0	0- 0				

RPI S	Opponent	Score	RPI S	Opponent	Score	RPI S	Opponent	Score	RPI S	Opponent	Score	Team's RPI: 302
			35 H	Creighton	54 67	63 A	South Dakota St.	59 69	102 A	Kansas St.	48 73	
			41 A	South Dakota	44 77	63 H	South Dakota St.	51 68	117 N	VCU	66 74	
			41 H	South Dakota	39 71				119 A	Kansas	48 63	
			46 H	UNI	45 81				190 H	Cleveland St.	66 79	
									202 A	Northern Ky.	40 57	
									208 H	Oral Roberts	60 54	
									210 H	Western Ill.	69 83	
									214 A	North Dakota	57 63	
									222 H	UMKC	57 53	
									224 A	Eastern Ill.	52 65	
									253 H	Morgan St.	70 64	
									291 H	North Dakota St.	65 74	
									292 A	Denver	60 66	
									331 H	Purdue Fort Wayne	57 58	
									351 N	Mississippi Val.	78 70	
LAST 10 Division I												
			63 A	South Dakota St.	59 69	292 A	Denver	60 66				
			291 H	North Dakota St.	65 74	41 A	South Dakota	44 77				
			41 H	South Dakota	39 71	214 A	North Dakota	57 63				
			331 H	Purdue Fort Wayne	57 58	208 H	Oral Roberts	60 54				
			210 H	Western Ill.	69 83	63 H	South Dakota St.	51 68				

Non-Div I Games: Peru St. 92 58 Graceland (IA) 85 46

Omaha

Loss, Non-Conf, S Site, H Home A Away N Neutral

Oral Roberts

Through Games Of Feb. 11, 2020

Average RPI Win:	249	WON-LOST	WINNING	LAST 10	STRENGTH OF	OPP. STRENGTH	TEAM	ADJ.	CONF.	ADJ CONF.
Average RPI Loss:	136	RECORD	PCT. RANK	GAMES	SCHEDULE	OF SCHEDULE	RPI	RPI	RPI	RPI
DIV. I ONLY	9- 13	233	6-4	206	165	208	208	19	19	
DIV. I NON-CONF.	3- 8	268	0	196	100	270	270	18	18	
TOTALS	RPI 1-25	RPI 26-50	W-L RECORDS	RPI 51-100	RPI 101-150	RPI 150+				
9- 13	0- 0	0- 3	OVERALL	0- 4	1- 1	8- 5				
6- 2	0- 0	0- 0	HOME	0- 1	1- 0	5- 1				
3- 11	0- 0	0- 3	AWAY	0- 3	0- 1	3- 4				
0- 0	0- 0	0- 0	NEUTRAL	0- 0	0- 0	0- 0				
3- 8	0- 0	0- 2	NON-CONFERENCE	0- 2	1- 1	2- 3				
3- 1	0- 0	0- 0	HOME	0- 0	1- 0	2- 1				
0- 7	0- 0	0- 2	AWAY	0- 2	0- 1	0- 2				
0- 0	0- 0	0- 0	NEUTRAL	0- 0	0- 0	0- 0				
6- 5	0- 0	0- 1	CONFERENCE	0- 2	0- 0	6- 2				
3- 1	0- 0	0- 0	HOME	0- 1	0- 0	3- 0				
3- 4	0- 0	0- 1	AWAY	0- 1	0- 0	3- 2				
0- 0	0- 0	0- 0	NEUTRAL	0- 0	0- 0	0- 0				

RPI S	Opponent	Score	RPI S	Opponent	Score	RPI S	Opponent	Score	RPI S	Opponent	Score	Team's RPI: 208
38	A Arkansas	64 96	63	A South Dakota St.	44 58	102	A Kansas St.	69 109				
41	A South Dakota	56 79	63	H South Dakota St.	61 76	148	H Wichita St.	79 66				
44	A Oklahoma St.	44 78	75	A Nebraska	67 77	168	A Southern Utah	58 72				
			92	A Utah	58 78	170	H Sam Houston St.	64 41				
						210	A Western Ill.	61 75				
						214	A North Dakota	86 72				
						214	H North Dakota	75 52				
						246	A Tulsa	65 67				
						291	A North Dakota St.	80 76				
						291	H North Dakota St.	70 62				
						292	H Denver	84 72				
						294	H Texas St.	63 57				
						302	A Omaha	54 60				
						323	H Houston Baptist	73 74				
						331	A Purdue Fort Wayne	79 73				
LAST 10 Division I												
291	A North Dakota St.	80 76	210	A Western Ill.	61 75							
214	A North Dakota	86 72	331	A Purdue Fort Wayne	79 73							
63	H South Dakota St.	61 76	214	H North Dakota	75 52							
292	H Denver	84 72	291	H North Dakota St.	70 62							
41	A South Dakota	56 79	302	A Omaha	54 60							

Non-Div I Games: Rogers St. 80 40 Cent. Christian (KS114 60

Oral Roberts

Loss, Non-Conf, S Site, H Home A Away N Neutral

Average RPI Win:	94	WON-LOST	WINNING	LAST 10	STRENGTH OF	OPP. STRENGTH	TEAM	ADJ.	CONF.	ADJ CONF.
Average RPI Loss:	20	RECORD	PCT. RANK	GAMES	SCHEDULE	OF SCHEDULE	RPI	RPI	RPI	RPI
DIV. I ONLY	22- 2	7	10-0	6	9	2	2	1	1	
DIV. I NON-CONF.	11- 1	13	1-0	60	31	9	9	1	1	
TOTALS	RPI 1-25	RPI 26-50	W-L RECORDS	RPI 51-100	RPI 101-150	RPI 150+				
22- 2	6- 1	2- 1	OVERALL	6- 0	5- 0	3- 0				
13- 0	3- 0	1- 0	HOME	3- 0	4- 0	2- 0				
7- 1	3- 0	0- 1	AWAY	3- 0	0- 0	1- 0				
2- 1	0- 1	1- 0	NEUTRAL	0- 0	1- 0	0- 0				
11- 1	1- 1	1- 0	NON-CONFERENCE	2- 0	4- 0	3- 0				
6- 0	0- 0	0- 0	HOME	1- 0	3- 0	2- 0				
3- 0	1- 0	0- 0	AWAY	1- 0	0- 0	1- 0				
2- 1	0- 1	1- 0	NEUTRAL	0- 0	1- 0	0- 0				
11- 1	5- 0	1- 1	CONFERENCE	4- 0	1- 0	0- 0				
7- 0	3- 0	1- 0	HOME	2- 0	1- 0	0- 0				
4- 1	2- 0	0- 1	AWAY	2- 0	0- 0	0- 0				
0- 0	0- 0	0- 0	NEUTRAL	0- 0	0- 0	0- 0				

RPI	S	Opponent	Score	RPI	S	Opponent	Score	RPI	S	Opponent	Score	RPI	S	Opponent	Score
6	A	UConn	74 56	28	A	Arizona St.	66 72	63	H	South Dakota St.	95 56	102	H	Kansas St.	89 51
10	H	Stanford	87 55	28	H	Arizona St.	79 48	66	A	Colorado	101 53	110	H	Texas Southern	99 63
12	N	Louisville	62 72	44	N	Oklahoma St.	89 72	66	H	Colorado	104 46	121	N	UT Arlington	91 54
14	A	Oregon St.	66 57					89	A	Syracuse	81 64	140	H	California	105 55
14	H	Oregon St.	76 64					92	A	Utah	90 63	146	H	Northeastern	89 47
21	A	Arizona	71 64					92	H	Utah	88 51	266	A	Long Beach St.	81 45
21	H	Arizona	85 52									277	H	Utah St.	109 52
												289	H	UC Riverside	84 41
LAST 10 Division I															
28	H	Arizona St.	79 48	14	A	Oregon St.	66 57								
21	H	Arizona	85 52	14	H	Oregon St.	76 64								
6	A	UConn	74 56	140	H	California	105 55								
66	A	Colorado	101 53	10	H	Stanford	87 55								
92	A	Utah	90 63	21	A	Arizona	71 64								

Non-Div I Games:

Oregon

■ Loss,
■ Non-Conf, S Site,
■ Home
■ Away
N Neutral

Average RPI Win:	116	WON-LOST	WINNING	LAST 10	STRENGTH OF	OPP. STRENGTH	TEAM	ADJ.	CONF.	ADJ CONF.
Average RPI Loss:	13	RECORD	PCT. RANK	GAMES	SCHEDULE	OF SCHEDULE	RPI	RPI	RPI	RPI
DIV. I ONLY	19- 5	32	5-5	7	21	14	14	1	1	
DIV. I NON-CONF.	12- 0	1	0	59	76	6	6	1	1	
TOTALS	RPI 1-25	RPI 26-50	W-L RECORDS	RPI 51-100	RPI 101-150	RPI 150+				
19- 5	3- 4	1- 1	OVERALL	7- 0	2- 0	6- 0				
12- 3	2- 3	1- 0	HOME	2- 0	2- 0	5- 0				
4- 2	1- 1	0- 1	AWAY	3- 0	0- 0	0- 0				
3- 0	0- 0	0- 0	NEUTRAL	2- 0	0- 0	1- 0				
12- 0	2- 0	0- 0	NON-CONFERENCE	3- 0	1- 0	6- 0				
8- 0	2- 0	0- 0	HOME	0- 0	1- 0	5- 0				
1- 0	0- 0	0- 0	AWAY	1- 0	0- 0	0- 0				
3- 0	0- 0	0- 0	NEUTRAL	2- 0	0- 0	1- 0				
7- 5	1- 4	1- 1	CONFERENCE	4- 0	1- 0	0- 0				
4- 3	0- 3	1- 0	HOME	2- 0	1- 0	0- 0				
3- 2	1- 1	0- 1	AWAY	2- 0	0- 0	0- 0				
0- 0	0- 0	0- 0	NEUTRAL	0- 0	0- 0	0- 0				

RPI	S	Opponent	Score	RPI	S	Opponent	Score	RPI	S	Opponent	Score	RPI	S	Opponent	Score
2	A	Oregon	64 76	28	A	Arizona St.	47 55	66	A	Colorado	79 52	105	H	Pacific	69 57
2	H	Oregon	57 66	28	H	Arizona St.	64 62	66	H	Colorado	72 60	140	H	California	81 44
4	H	Missouri St.	80 69					70	N	BYU	65 34	168	H	Southern Utah	95 45
10	H	Stanford	58 61					74	A	Miami (FL)	75 53	178	H	Hawaii	64 32
19	H	DePaul	98 77					92	A	Utah	77 65	185	N	Northern Ariz.	91 57
21	A	Arizona	63 61					92	H	Utah	77 48	220	H	CSU Bakersfield	69 50
21	H	Arizona	58 65					98	N	Liberty	68 55	277	H	Utah St.	75 46
												303	H	UC Irvine	86 57
LAST 10 Division I															
21	H	Arizona	58 65	2	A	Oregon	64 76								
28	H	Arizona St.	64 62	10	H	Stanford	58 61								
92	A	Utah	77 65	140	H	California	81 44								
66	A	Colorado	79 52	28	A	Arizona St.	47 55								
2	H	Oregon	57 66	21	A	Arizona	63 61								

Non-Div I Games:

Oregon St.

■ Loss,
 ■ Non-Conf, S Site,
 ■ Home
 ■ Away
 N Neutral

Average RPI Win:	224	WON-LOST	WINNING	LAST 10	STRENGTH OF	OPP. STRENGTH	TEAM	ADJ.	CONF.	ADJ CONF.
Average RPI Loss:	99	RECORD	PCT. RANK	GAMES	SCHEDULE	OF SCHEDULE	RPI	RPI	RPI	RPI
DIV. I ONLY	14- 10	120	5-5	130	114	105	105	11	11	
DIV. I NON-CONF.	7- 4	100	0	185	160	102	102	11	11	
TOTALS	RPI 1-25	RPI 26-50	W-L RECORDS	RPI 51-100	RPI 101-150	RPI 150+				
14- 10	0- 4	0- 0	OVERALL	1- 1	2- 2	11- 3				
7- 3	0- 1	0- 0	HOME	0- 1	1- 1	6- 0				
6- 6	0- 3	0- 0	AWAY	1- 0	1- 0	4- 3				
1- 1	0- 0	0- 0	NEUTRAL	0- 0	0- 1	1- 0				
7- 4	0- 2	0- 0	NON-CONFERENCE	1- 0	0- 1	6- 1				
4- 0	0- 0	0- 0	HOME	0- 0	0- 0	4- 0				
2- 3	0- 2	0- 0	AWAY	1- 0	0- 0	1- 1				
1- 1	0- 0	0- 0	NEUTRAL	0- 0	0- 1	1- 0				
7- 6	0- 2	0- 0	CONFERENCE	0- 1	2- 1	5- 2				
3- 3	0- 1	0- 0	HOME	0- 1	1- 1	2- 0				
4- 3	0- 1	0- 0	AWAY	0- 0	1- 0	3- 2				
0- 0	0- 0	0- 0	NEUTRAL	0- 0	0- 0	0- 0				

RPI 1-25				RPI 26-50				RPI 51-100				RPI 101+ Team's RPI: 105			
RPI	S	Opponent	Score	RPI	S	Opponent	Score	RPI	S	Opponent	Score	RPI	S	Opponent	Score
5	A	UCLA	57 68					54	A	Drexel	58 51	120	H	San Diego	64 66
11	A	Gonzaga	67 68					70	H	BYU	66 76	145	A	Portland	77 73
11	H	Gonzaga	65 83									145	H	Portland	77 70
14	A	Oregon St.	57 69									147	N	Toledo	65 66
												155	A	Saint Mary's (CA)	68 66
												186	A	Pepperdine	54 59
												186	H	Pepperdine	64 63
												203	A	Santa Clara	65 75
												220	A	CSU Bakersfield	70 80
												222	H	UMKC	89 60
												231	H	SMU	77 49
												243	A	San Francisco	84 61
												272	A	UC Santa Barbara	63 53
												281	A	LMU (CA)	87 70
												281	H	LMU (CA)	76 67
												283	H	Indiana St.	83 66
												313	N	St. Francis Brooklyn	71 62
												318	H	Weber St.	76 53
LAST 10 Division I															
145	H	Portland	77 70	120	H	San Diego	64 66								
11	H	Gonzaga	65 83	70	H	BYU	66 76								
281	A	LMU (CA)	87 70	11	A	Gonzaga	67 68								
186	A	Pepperdine	54 59	145	A	Portland	77 73								
155	A	Saint Mary's (CA)	68 66	186	H	Pepperdine	64 63								

Non-Div I Games:

Pacific

■ Loss,
 ■ Non-Conf,
 S Site,
 ■ Home
 ■ Away
 N Neutral

Average RPI Win:	213	WON-LOST	WINNING	LAST 10	STRENGTH OF	OPP. STRENGTH	TEAM	ADJ.	CONF.	ADJ CONF.
Average RPI Loss:	65	RECORD	PCT. RANK	GAMES	SCHEDULE	OF SCHEDULE	RPI	RPI	RPI	RPI
DIV. I ONLY	12- 5	60	6-4	209	98	87	87	8	8	
DIV. I NON-CONF.	9- 3	63	3-2	301	94	105	105	8	8	
TOTALS	RPI 1-25	RPI 26-50	W-L RECORDS	RPI 51-100	RPI 101-150	RPI 150+				
12- 5	0- 1	0- 1	OVERALL	1- 3	1- 0	10- 0				
7- 1	0- 1	0- 0	HOME	1- 0	1- 0	5- 0				
5- 4	0- 0	0- 1	AWAY	0- 3	0- 0	5- 0				
0- 0	0- 0	0- 0	NEUTRAL	0- 0	0- 0	0- 0				
9- 3	0- 0	0- 1	NON-CONFERENCE	1- 2	0- 0	8- 0				
5- 0	0- 0	0- 0	HOME	1- 0	0- 0	4- 0				
4- 3	0- 0	0- 1	AWAY	0- 2	0- 0	4- 0				
0- 0	0- 0	0- 0	NEUTRAL	0- 0	0- 0	0- 0				
3- 2	0- 1	0- 0	CONFERENCE	0- 1	1- 0	2- 0				
2- 1	0- 1	0- 0	HOME	0- 0	1- 0	1- 0				
1- 1	0- 0	0- 0	AWAY	0- 1	0- 0	1- 0				
0- 0	0- 0	0- 0	NEUTRAL	0- 0	0- 0	0- 0				

RPI 1-25				RPI 26-50				RPI 51-100 Team's RPI: 87				RPI 101+			
RPI	S	Opponent	Score	RPI	S	Opponent	Score	RPI	S	Opponent	Score	RPI	S	Opponent	Score
20	H	Princeton	55 75	37	A	Duke	50 66	54	H	Drexel	53 49	132	H	Cornell	63 41
								73	A	Temple	72 76	160	H	Columbia	86 84
								95	A	Villanova	58 70	178	A	Hawaii	70 55
								100	A	Harvard	51 58	198	A	Dartmouth	66 33
												207	A	La Salle	65 49
												209	H	Stetson	81 41
												215	A	Saint Joseph's	55 45
												244	H	Iona	74 42
												275	H	Siena	92 44
												329	A	NJIT	85 51
												349	H	Hartford	74 46
LAST 10 Division I															
132	H	Cornell	63 41	95	A	Villanova	58 70	20	H	Princeton	55 75				
160	H	Columbia	86 84	178	A	Hawaii	70 55	54	H	Drexel	53 49				
198	A	Dartmouth	66 33	209	H	Stetson	81 41								
100	A	Harvard	51 58												
73	A	Temple	72 76												

Non-Div I Games: Chaminade 90 39

Penn

Average RPI Win:	210	WON-LOST	WINNING	LAST 10	STRENGTH OF	OPP. STRENGTH	TEAM	ADJ.	CONF.	ADJ CONF.
Average RPI Loss:	84	RECORD	PCT. RANK	GAMES	SCHEDULE	OF SCHEDULE	RPI	RPI	RPI	RPI
DIV. I ONLY	7- 17	286	1-9	54	61	205	205	2	2	
DIV. I NON-CONF.	6- 5	151	0	243	231	228	228	2	2	
TOTALS	RPI 1-25	RPI 26-50	W-L RECORDS	RPI 51-100	RPI 101-150	RPI 150+				
7- 17	0- 5	0- 5	OVERALL	2- 1	0- 2	5- 4				
5- 9	0- 3	0- 1	HOME	2- 1	0- 1	3- 3				
1- 7	0- 2	0- 4	AWAY	0- 0	0- 1	1- 0				
1- 1	0- 0	0- 0	NEUTRAL	0- 0	0- 0	1- 1				
6- 5	0- 1	0- 0	NON-CONFERENCE	1- 0	0- 1	5- 3				
4- 3	0- 0	0- 0	HOME	1- 0	0- 1	3- 2				
1- 1	0- 1	0- 0	AWAY	0- 0	0- 0	1- 0				
1- 1	0- 0	0- 0	NEUTRAL	0- 0	0- 0	1- 1				
1- 12	0- 4	0- 5	CONFERENCE	1- 1	0- 1	0- 1				
1- 6	0- 3	0- 1	HOME	1- 1	0- 0	0- 1				
0- 6	0- 1	0- 4	AWAY	0- 0	0- 1	0- 0				
0- 0	0- 0	0- 0	NEUTRAL	0- 0	0- 0	0- 0				

RPI 1-25				RPI 26-50				RPI 51-100				RPI 101+ Team's RPI: 205			
RPI	S	Opponent	Score	RPI	S	Opponent	Score	RPI	S	Opponent	Score	RPI	S	Opponent	Score
7	H	Iowa	66 77	26	A	Ohio St.	70 80	57	H	Minnesota	74 81	107	H	Rider	70 78
15	H	Indiana	60 76	34	A	Michigan	48 82	96	H	Michigan St.	86 73	130	A	Wisconsin	65 71
16	A	Northwestern	59 85	39	A	Purdue	68 81	97	H	Fordham	72 59	172	H	Illinois	66 70
16	H	Northwestern	59 82	47	A	Rutgers	39 72					183	A	Towson	73 67
20	A	Princeton	55 72	47	H	Rutgers	57 62					197	H	Clemson	68 55
LAST 10 Division I															
172	H	Illinois	66 70	15	H	Indiana	60 76								
47	A	Rutgers	39 72	16	A	Northwestern	59 85								
16	H	Northwestern	59 82	47	H	Rutgers	57 62								
7	H	Iowa	66 77	26	A	Ohio St.	70 80								
39	A	Purdue	68 81	96	H	Michigan St.	86 73								

Non-Div I Games:

Penn St.

■ Loss,
■ Non-Conf,
■ S Site,
■ H Home
■ A Away
N Neutral

Pepperdine

Through Games Of Feb. 11, 2020

Average RPI Win:	216	WON-LOST	WINNING	LAST 10	STRENGTH OF	OPP. STRENGTH	TEAM	ADJ.	CONF.	ADJ CONF.
Average RPI Loss:	134	RECORD	PCT. RANK	GAMES	SCHEDULE	OF SCHEDULE	RPI	RPI	RPI	RPI
DIV. I ONLY	11- 10	158	6-4	228	108	186	186	11	11	
DIV. I NON-CONF.	4- 4	164	0	311	187	246	246	11	11	
TOTALS	RPI 1-25	RPI 26-50	W-L RECORDS	RPI 51-100	RPI 101-150	RPI 150+				
11- 10	0- 1	0- 0	OVERALL	0- 2	2- 3	9- 4				
7- 4	0- 0	0- 0	HOME	0- 1	2- 0	5- 3				
4- 6	0- 1	0- 0	AWAY	0- 1	0- 3	4- 1				
0- 0	0- 0	0- 0	NEUTRAL	0- 0	0- 0	0- 0				
4- 4	0- 0	0- 0	NON-CONFERENCE	0- 1	0- 1	4- 2				
2- 2	0- 0	0- 0	HOME	0- 0	0- 0	2- 2				
2- 2	0- 0	0- 0	AWAY	0- 1	0- 1	2- 0				
0- 0	0- 0	0- 0	NEUTRAL	0- 0	0- 0	0- 0				
7- 6	0- 1	0- 0	CONFERENCE	0- 1	2- 2	5- 2				
5- 2	0- 0	0- 0	HOME	0- 1	2- 0	3- 1				
2- 4	0- 1	0- 0	AWAY	0- 0	0- 2	2- 1				
0- 0	0- 0	0- 0	NEUTRAL	0- 0	0- 0	0- 0				

RPI 1-25				RPI 26-50				RPI 51-100				RPI 101+ Team's RPI: 186			
RPI	S	Opponent	Score	RPI	S	Opponent	Score	RPI	S	Opponent	Score	RPI	S	Opponent	Score
11	A	Gonzaga	36 70					70	H	BYU	47 65	105	A	Pacific	63 64
								93	A	Washington St.	48 85	105	H	Pacific	59 54
												120	H	San Diego	73 57
												126	A	Boise St.	74 76
												145	A	Portland	67 69
												155	A	Saint Mary's (CA)	78 85
												155	H	Saint Mary's (CA)	73 64
												162	H	UC Davis	70 67
												177	H	UNLV	44 69
												178	H	Hawaii	51 52
												203	A	Santa Clara	79 61
												203	H	Santa Clara	79 71
												243	A	San Francisco	70 64
												243	H	San Francisco	82 70
												281	H	LMU (CA)	77 84
												307	A	Eastern Wash.	53 52
												312	H	Cal Poly	63 53
												321	A	New Mexico St.	72 69
LAST 10 Division I															
203	A	Santa Clara	79 61	11	A	Gonzaga	36 70								
243	A	San Francisco	70 64	281	H	LMU (CA)	77 84								
155	H	Saint Mary's (CA)	73 64	243	H	San Francisco	82 70								
105	H	Pacific	59 54	203	H	Santa Clara	79 71								
145	A	Portland	67 69	105	A	Pacific	63 64								

Non-Div I Games: Concordia (CA) 76 57 Cal St. L.A. 79 56

Pepperdine

Loss, Non-Conf, S Site, H Home A Away N Neutral

Average RPI Win:	266	WON-LOST	WINNING	LAST 10	STRENGTH OF	OPP. STRENGTH	TEAM	ADJ.	CONF.	ADJ CONF.
Average RPI Loss:	95	RECORD	PCT. RANK	GAMES	SCHEDULE	OF SCHEDULE	RPI	RPI	RPI	RPI
DIV. I ONLY	4- 19	321	1-9	87	85	279	279	5	5	
DIV. I NON-CONF.	3- 8	268	0	222	227	306	306	3	3	
TOTALS	RPI 1-25	RPI 26-50	W-L RECORDS	RPI 51-100	RPI 101-150	RPI 150+				
4- 19	0- 3	0- 1	OVERALL	0- 8	1- 3	3- 4				
3- 10	0- 2	0- 0	HOME	0- 4	1- 2	2- 2				
0- 8	0- 1	0- 1	AWAY	0- 3	0- 1	0- 2				
1- 1	0- 0	0- 0	NEUTRAL	0- 1	0- 0	1- 0				
3- 8	0- 0	0- 0	NON-CONFERENCE	0- 4	0- 1	3- 3				
2- 4	0- 0	0- 0	HOME	0- 1	0- 1	2- 2				
0- 3	0- 0	0- 0	AWAY	0- 2	0- 0	0- 1				
1- 1	0- 0	0- 0	NEUTRAL	0- 1	0- 0	1- 0				
1- 11	0- 3	0- 1	CONFERENCE	0- 4	1- 2	0- 1				
1- 6	0- 2	0- 0	HOME	0- 3	1- 1	0- 0				
0- 5	0- 1	0- 1	AWAY	0- 1	0- 1	0- 1				
0- 0	0- 0	0- 0	NEUTRAL	0- 0	0- 0	0- 0				

RPI 1-25				RPI 26-50				RPI 51-100				RPI 101+ Team's RPI: 279			
RPI	S	Opponent	Score	RPI	S	Opponent	Score	RPI	S	Opponent	Score	RPI	S	Opponent	Score
12	A	Louisville	49 83	33	A	Virginia Tech	56 68	51	N	Ohio	50 72	101	H	Duquesne	62 81
13	H	NC State	44 88					52	A	UCF	58 74	104	A	Notre Dame	52 74
23	H	Florida St.	41 66					77	H	Boston College	70 79	104	H	Notre Dame	52 60
								78	H	Stony Brook	56 59	118	H	Wake Forest	53 48
								80	A	Cincinnati	53 69	167	H	Miami (OH)	71 80
								81	A	North Carolina	62 70	197	A	Clemson	67 75
								88	H	Georgia Tech	48 77	205	A	Penn St.	73 78
								89	H	Syracuse	51 69	242	H	Georgetown	56 66
												278	N	Ole Miss	58 50
												325	H	Fairleigh Dickinson	69 60
												344	H	Central Conn. St.	81 73
LAST 10 Division I															
104	A	Notre Dame	52 74	13	H	NC State	44 88								
88	H	Georgia Tech	48 77	89	H	Syracuse	51 69								
23	H	Florida St.	41 66	197	A	Clemson	67 75								
118	H	Wake Forest	53 48	33	A	Virginia Tech	56 68								
12	A	Louisville	49 83	77	H	Boston College	70 79								

Non-Div I Games:

Pittsburgh

■ Loss,
 ■ Non-Conf,
 ■ S Site,
 ■ H Home
 ■ A Away
 N Neutral

Average RPI Win:	208	WON-LOST	WINNING	LAST 10	STRENGTH OF	OPP. STRENGTH	TEAM	ADJ.	CONF.	ADJ CONF.
Average RPI Loss:	127	RECORD	PCT. RANK	GAMES	SCHEDULE	OF SCHEDULE	RPI	RPI	RPI	RPI
DIV. I ONLY	12- 10	146	6-4	144	154	145	145	11	11	
DIV. I NON-CONF.	5- 4	140	0	218	336	198	198	11	11	
TOTALS	RPI 1-25	RPI 26-50	W-L RECORDS	RPI 51-100	RPI 101-150	RPI 150+				
12- 10	0- 1	0- 0	OVERALL	2- 1	0- 6	10- 2				
5- 6	0- 0	0- 0	HOME	1- 1	0- 4	4- 1				
7- 4	0- 1	0- 0	AWAY	1- 0	0- 2	6- 1				
0- 0	0- 0	0- 0	NEUTRAL	0- 0	0- 0	0- 0				
5- 4	0- 0	0- 0	NON-CONFERENCE	1- 0	0- 2	4- 2				
2- 3	0- 0	0- 0	HOME	1- 0	0- 2	1- 1				
3- 1	0- 0	0- 0	AWAY	0- 0	0- 0	3- 1				
0- 0	0- 0	0- 0	NEUTRAL	0- 0	0- 0	0- 0				
7- 6	0- 1	0- 0	CONFERENCE	1- 1	0- 4	6- 0				
3- 3	0- 0	0- 0	HOME	0- 1	0- 2	3- 0				
4- 3	0- 1	0- 0	AWAY	1- 0	0- 2	3- 0				
0- 0	0- 0	0- 0	NEUTRAL	0- 0	0- 0	0- 0				

RPI 1-25				RPI 26-50				RPI 51-100				RPI 101+ Team's RPI: 145			
RPI	S	Opponent	Score	RPI	S	Opponent	Score	RPI	S	Opponent	Score	RPI	S	Opponent	Score
11	A	Gonzaga	57 62					59	H	Fresno St.	75 64	105	A	Pacific	70 77
								70	A	BYU	57 48	105	H	Pacific	73 77
								70	H	BYU	54 66	110	H	Abilene Christian	69 76
												120	A	San Diego	55 74
												120	H	San Diego	58 62
												137	H	Loyola Chicago	64 78
												155	A	Saint Mary's (CA)	72 53
												155	H	Saint Mary's (CA)	78 65
												186	H	Pepperdine	69 67
												203	A	Santa Clara	80 77
												206	H	Portland St.	71 77
												238	H	Grand Canyon	73 41
												243	A	San Francisco	73 66
												277	A	Utah St.	70 64
												281	H	LMU (CA)	74 49
												288	A	CSUN	64 73
												311	A	Air Force	72 56
												318	A	Weber St.	78 59
LAST 10 Division I															
105	A	Pacific	70 77	281	H	LMU (CA)	74 49								
155	A	Saint Mary's (CA)	72 53	203	A	Santa Clara	80 77								
120	H	San Diego	58 62	243	A	San Francisco	73 66								
70	H	BYU	54 66	155	H	Saint Mary's (CA)	78 65								
186	H	Pepperdine	69 67	105	H	Pacific	73 77								

Non-Div I Games: Warner Pacific 78 36 Willamette 82 42

Portland

■ Loss,
 ■ Non-Conf, S Site,
 ■ Home
 ■ Away
 N Neutral

Average RPI Win:	219	WON-LOST	WINNING	LAST 10	STRENGTH OF	OPP. STRENGTH	TEAM	ADJ.	CONF.	ADJ CONF.
Average RPI Loss:	185	RECORD	PCT. RANK	GAMES	SCHEDULE	OF SCHEDULE	RPI	RPI	RPI	RPI
DIV. I ONLY	11- 11	173	5-5	216	282	206	206	18	18	
DIV. I NON-CONF.	5- 4	140	0	153	318	130	130	17	17	
TOTALS	RPI 1-25	RPI 26-50	W-L RECORDS	RPI 51-100	RPI 101-150	RPI 150+				
11- 11	0- 0	0- 1	OVERALL	0- 1	2- 1	9- 8				
6- 5	0- 0	0- 1	HOME	0- 1	1- 0	5- 3				
5- 5	0- 0	0- 0	AWAY	0- 0	1- 1	4- 4				
0- 1	0- 0	0- 0	NEUTRAL	0- 0	0- 0	0- 1				
5- 4	0- 0	0- 1	NON-CONFERENCE	0- 0	1- 1	4- 2				
2- 1	0- 0	0- 1	HOME	0- 0	0- 0	2- 0				
3- 2	0- 0	0- 0	AWAY	0- 0	1- 1	2- 1				
0- 1	0- 0	0- 0	NEUTRAL	0- 0	0- 0	0- 1				
6- 7	0- 0	0- 0	CONFERENCE	0- 1	1- 0	5- 6				
4- 4	0- 0	0- 0	HOME	0- 1	1- 0	3- 3				
2- 3	0- 0	0- 0	AWAY	0- 0	0- 0	2- 3				
0- 0	0- 0	0- 0	NEUTRAL	0- 0	0- 0	0- 0				

RPI 1-25	RPI 26-50	RPI 51-100	RPI 101+	Team's RPI: 206
RPI S Opponent Score	RPI S Opponent Score	RPI S Opponent Score	RPI S Opponent Score	Score
	48 H Tennessee 61 88	91 H Montana St. 62 73	122 H Idaho 74 53	
			126 A Boise St. 57 82	
			145 A Portland 77 71	
			162 A UC Davis 76 70	
			168 A Southern Utah 58 71	
			168 H Southern Utah 72 81	
			175 A Montana 55 62	
			175 H Montana 78 65	
			185 H Northern Ariz. 66 54	
			199 A Idaho St. 69 64	
			213 A Northern Colo. 58 77	
			213 H Northern Colo. 51 78	
			222 A UMKC 69 87	
			238 H Grand Canyon 69 46	
			257 H Nevada 80 75	
			303 A UC Irvine 70 61	
			303 N UC Irvine 75 83	
			307 H Eastern Wash. 75 58	
			309 H Sacramento St. 70 73	
			318 A Weber St. 76 57	
LAST 10 Division I				
	213 H Northern Colo. 51 78	318 A Weber St. 76 57		
	168 H Southern Utah 72 81	199 A Idaho St. 69 64		
	175 A Montana 55 62	175 H Montana 78 65		
	185 H Northern Ariz. 66 54	91 H Montana St. 62 73		
	309 H Sacramento St. 70 73	307 H Eastern Wash. 75 58		

Non-Div I Games: Multnomah 104 48

Portland St.

Average RPI Win:	293	WON-LOST	WINNING	LAST 10	STRENGTH OF	OPP. STRENGTH	TEAM	ADJ.	CONF.	ADJ CONF.
Average RPI Loss:	141	RECORD	PCT. RANK	GAMES	SCHEDULE	OF SCHEDULE	RPI	RPI	RPI	RPI
DIV. I ONLY	5- 14	299	5-5	207	266	287	287	32	32	
DIV. I NON-CONF.	0- 9	338	0	34	28	265	265	31	31	
TOTALS	RPI 1-25	RPI 26-50	W-L RECORDS	RPI 51-100	RPI 101-150	RPI 150+				
5- 14	0- 2	0- 1	OVERALL	0- 1	1- 4	4- 6				
3- 3	0- 0	0- 0	HOME	0- 0	1- 1	2- 2				
2- 9	0- 2	0- 1	AWAY	0- 1	0- 2	2- 3				
0- 2	0- 0	0- 0	NEUTRAL	0- 0	0- 1	0- 1				
0- 9	0- 2	0- 1	NON-CONFERENCE	0- 1	0- 3	0- 2				
0- 1	0- 0	0- 0	HOME	0- 0	0- 1	0- 0				
0- 6	0- 2	0- 1	AWAY	0- 1	0- 1	0- 1				
0- 2	0- 0	0- 0	NEUTRAL	0- 0	0- 1	0- 1				
5- 5	0- 0	0- 0	CONFERENCE	0- 0	1- 1	4- 4				
3- 2	0- 0	0- 0	HOME	0- 0	1- 0	2- 2				
2- 3	0- 0	0- 0	AWAY	0- 0	0- 1	2- 2				
0- 0	0- 0	0- 0	NEUTRAL	0- 0	0- 0	0- 0				

RPI 1-25				RPI 26-50				RPI 51-100				RPI 101+ Team's RPI: 287			
RPI	S	Opponent	Score	RPI	S	Opponent	Score	RPI	S	Opponent	Score	RPI	S	Opponent	Score
17	A	Texas A&M	38 80	45	A	Oklahoma	48 94	86	A	Rice	55 77	110	A	Texas Southern	65 88
21	A	Arizona	48 83									110	H	Texas Southern	50 47
												116	N	A&M-Corpus Christi	52 64
												130	A	Wisconsin	42 68
												133	H	Florida	44 51
												152	A	Jackson St.	49 53
												157	A	Texas Tech	48 82
												167	N	Miami (OH)	52 65
												236	H	Southern U.	48 68
												271	A	Alabama A&M	44 54
												322	A	Alabama St.	62 59
												328	H	Alcorn	63 68
												334	H	Ark.-Pine Bluff	61 51
												346	A	Grambling	67 54
												351	H	Mississippi Val.	81 47
LAST 10 Division I															
110	H	Texas Southern	50 47	152	A	Jackson St.	49 53								
271	A	Alabama A&M	44 54	346	A	Grambling	67 54								
322	A	Alabama St.	62 59	110	A	Texas Southern	65 88								
351	H	Mississippi Val.	81 47	236	H	Southern U.	48 68								
334	H	Ark.-Pine Bluff	61 51	328	H	Alcorn	63 68								

Non-Div I Games: Huston-Tillotson 79 60 Wiley 75 42 Tex. A&M-Kingsville85 55

Prairie View

Loss, Non-Conf, S Site, H Home A Away N Neutral

Presbyterian

Through Games Of Feb. 11, 2020

Average RPI Win:	293	WON-LOST	WINNING	LAST 10	STRENGTH OF	OPP. STRENGTH	TEAM	ADJ.	CONF.	ADJ CONF.
Average RPI Loss:	207	RECORD	PCT. RANK	GAMES	SCHEDULE	OF SCHEDULE	RPI	RPI	RPI	RPI
DIV. I ONLY	6- 15	289	4-6	305	334	305	305	25	25	
DIV. I NON-CONF.	2- 5	259	0	309	264	305	305	28	28	
TOTALS	RPI 1-25	RPI 26-50	W-L RECORDS	RPI 51-100	RPI 101-150	RPI 150+				
6- 15	0- 0	0- 0	OVERALL	0- 1	0- 2	6- 12				
2- 6	0- 0	0- 0	HOME	0- 0	0- 1	2- 5				
4- 9	0- 0	0- 0	AWAY	0- 1	0- 1	4- 7				
0- 0	0- 0	0- 0	NEUTRAL	0- 0	0- 0	0- 0				
2- 5	0- 0	0- 0	NON-CONFERENCE	0- 1	0- 1	2- 3				
1- 1	0- 0	0- 0	HOME	0- 0	0- 0	1- 1				
1- 4	0- 0	0- 0	AWAY	0- 1	0- 1	1- 2				
0- 0	0- 0	0- 0	NEUTRAL	0- 0	0- 0	0- 0				
4- 10	0- 0	0- 0	CONFERENCE	0- 0	0- 1	4- 9				
1- 5	0- 0	0- 0	HOME	0- 0	0- 1	1- 4				
3- 5	0- 0	0- 0	AWAY	0- 0	0- 0	3- 5				
0- 0	0- 0	0- 0	NEUTRAL	0- 0	0- 0	0- 0				

RPI 1-25			RPI 26-50			RPI 51-100				RPI 101+		Team's RPI: 305		
RPI	S	Opponent	Score	RPI	S	Opponent	Score	RPI	S	Opponent	Score			
								56	A	West Virginia	40	56		
										103	H	Campbell	47	53
										133	A	Florida	46	60
										161	H	Hampton	42	71
										172	A	Illinois	52	71
										195	A	High Point	55	60
										212	A	Gardner-Webb	56	53
										218	A	Radford	42	54
										218	H	Radford	39	65
										234	A	UNC Asheville	39	54
										234	H	UNC Asheville	48	64
										256	A	Winthrop	54	61
										259	H	Col. of Charleston	58	54
										260	A	Longwood	82	77
										260	H	Longwood	60	71
										263	H	UNCW	60	70
										265	A	Wofford	60	67
										333	A	USC Upstate	60	70
										333	H	USC Upstate	55	42
										343	A	Charleston So.	67	46
										348	A	South Carolina St.	70	49
LAST 10 Division I														
				234	H	UNC Asheville	48	64		333	H	USC Upstate	55	42
				260	A	Longwood	82	77		195	A	High Point	55	60
				333	A	USC Upstate	60	70		103	H	Campbell	47	53
				218	H	Radford	39	65		212	A	Gardner-Webb	56	53
				343	A	Charleston So.	67	46		256	A	Winthrop	54	61

Non-Div I Games: William Peace 72 35 Brevard 74 45

Presbyterian

Loss, Non-Conf, S Site, H Home A Away N Neutral

Average RPI Win:	158	WON-LOST	WINNING	LAST 10	STRENGTH OF	OPP. STRENGTH	TEAM	ADJ.	CONF.	ADJ CONF.
Average RPI Loss:	7	RECORD	PCT. RANK	GAMES	SCHEDULE	OF SCHEDULE	RPI	RPI	RPI	RPI
DIV. I ONLY	17- 1	5	10-0	94	96	20	20	8	8	
DIV. I NON-CONF.	12- 1	10	5-0	150	63	22	22	8	8	
TOTALS	RPI 1-25	RPI 26-50	W-L RECORDS	RPI 51-100	RPI 101-150	RPI 150+				
17- 1	1- 1	0- 0	OVERALL	5- 0	4- 0	7- 0				
9- 0	1- 0	0- 0	HOME	0- 0	2- 0	6- 0				
8- 1	0- 1	0- 0	AWAY	5- 0	2- 0	1- 0				
0- 0	0- 0	0- 0	NEUTRAL	0- 0	0- 0	0- 0				
12- 1	1- 1	0- 0	NON-CONFERENCE	3- 0	3- 0	5- 0				
7- 0	1- 0	0- 0	HOME	0- 0	1- 0	5- 0				
5- 1	0- 1	0- 0	AWAY	3- 0	2- 0	0- 0				
0- 0	0- 0	0- 0	NEUTRAL	0- 0	0- 0	0- 0				
5- 0	0- 0	0- 0	CONFERENCE	2- 0	1- 0	2- 0				
2- 0	0- 0	0- 0	HOME	0- 0	1- 0	1- 0				
3- 0	0- 0	0- 0	AWAY	2- 0	0- 0	1- 0				
0- 0	0- 0	0- 0	NEUTRAL	0- 0	0- 0	0- 0				

RPI	S	Opponent	Score
7	A	Iowa	75 77
25	H	FGCU	67 53

RPI	S	Opponent	Score
-----	---	----------	-------

RPI	S	Opponent	Score
60	A	Marist	62 50
68	A	Seton Hall	78 76
87	A	Penn	75 55
90	A	Saint Louis	66 50
100	A	Harvard	60 46

RPI	S	Opponent	Score
107	H	Rider	80 47
129	A	Missouri	68 33
132	H	Cornell	60 29
136	A	George Washington	75 50
160	H	Columbia	77 55
198	A	Dartmouth	66 34
205	H	Penn St.	72 55
254	H	New Hampshire	77 37
273	H	Monmouth	52 40
313	H	St. Francis Brooklyn	76 44
349	H	Hartford	73 42

LAST 10 Division I

160	H	Columbia	77 55	254	H	New Hampshire	77 37
132	H	Cornell	60 29	90	A	Saint Louis	66 50
100	A	Harvard	60 46	129	A	Missouri	68 33
198	A	Dartmouth	66 34	205	H	Penn St.	72 55
87	A	Penn	75 55	349	H	Hartford	73 42

Non-Div I Games:

Princeton

■ Loss,
 ■ Non-Conf, S Site,
 ■ Home
 ■ Away
 N Neutral

Average RPI Win:	221	WON-LOST	WINNING	LAST 10	STRENGTH OF	OPP. STRENGTH	TEAM	ADJ.	CONF.	ADJ CONF.
Average RPI Loss:	75	RECORD	PCT. RANK	GAMES	SCHEDULE	OF SCHEDULE	RPI	RPI	RPI	RPI
DIV. I ONLY	10- 14	228	1-9	102	86	141	141	6	6	
DIV. I NON-CONF.	9- 3	63	0	228	223	75	75	6	6	
TOTALS	RPI 1-25	RPI 26-50	W-L RECORDS	RPI 51-100	RPI 101-150	RPI 150+				
10- 14	0- 2	0- 5	OVERALL	2- 5	1- 0	7- 2				
3- 4	0- 1	0- 2	HOME	1- 1	0- 0	2- 0				
5- 9	0- 1	0- 3	AWAY	1- 3	1- 0	3- 2				
2- 1	0- 0	0- 0	NEUTRAL	0- 1	0- 0	2- 0				
9- 3	0- 0	0- 1	NON-CONFERENCE	2- 1	1- 0	6- 1				
2- 0	0- 0	0- 0	HOME	1- 0	0- 0	1- 0				
5- 2	0- 0	0- 1	AWAY	1- 0	1- 0	3- 1				
2- 1	0- 0	0- 0	NEUTRAL	0- 1	0- 0	2- 0				
1- 11	0- 2	0- 4	CONFERENCE	0- 4	0- 0	1- 1				
1- 4	0- 1	0- 2	HOME	0- 1	0- 0	1- 0				
0- 7	0- 1	0- 2	AWAY	0- 3	0- 0	0- 1				
0- 0	0- 0	0- 0	NEUTRAL	0- 0	0- 0	0- 0				

RPI S Opponent	Score	RPI S Opponent	Score	RPI S Opponent	Score	RPI S Opponent	Score	Team's RPI: 141
19 A DePaul	71 93	35 A Creighton	63 72	61 A St. John's (NY)	58 64	149 A Massachusetts	72 63	
19 H DePaul	67 80	35 H Creighton	68 77	68 A Seton Hall	55 97	188 N Rhode Island	58 51	
		36 A Marquette	55 85	72 N Ball St.	51 52	196 A New Mexico	68 86	
		36 H Marquette	50 60	77 H Boston College	76 60	219 H UMass Lowell	63 38	
		40 A Yale	79 82	92 A Utah	67 60	242 A Georgetown	53 62	
				94 H Butler	47 50	264 H Xavier	60 48	
				95 A Villanova	49 51	273 A Monmouth	68 52	
						281 N LMU (CA)	48 45	
						314 A Bryant	76 32	
						349 A Hartford	75 57	
LAST 10 Division I								
35 H Creighton	68 77	68 A Seton Hall	55 97					
19 A DePaul	71 93	61 A St. John's (NY)	58 64					
36 A Marquette	55 85	35 A Creighton	63 72					
264 H Xavier	60 48	36 H Marquette	50 60					
94 H Butler	47 50	19 H DePaul	67 80					

Non-Div I Games:

Providence

■ Loss,
 ■ Non-Conf, S Site,
 ■ Home
 ■ Away
 N Neutral

Average RPI Win:	134	WON-LOST	WINNING	LAST 10	STRENGTH OF	OPP. STRENGTH	TEAM	ADJ.	CONF.	ADJ CONF.
Average RPI Loss:	24	RECORD	PCT. RANK	GAMES	SCHEDULE	OF SCHEDULE	RPI	RPI	RPI	RPI
DIV. I ONLY	15- 10	110	4-6	14	2	39	39	2	2	
DIV. I NON-CONF.	9- 3	63	0	41	10	19	19	2	2	
TOTALS	RPI 1-25	RPI 26-50	W-L RECORDS	RPI 51-100	RPI 101-150	RPI 150+				
15- 10	0- 6	4- 3	OVERALL	2- 1	2- 0	7- 0				
9- 4	0- 2	1- 1	HOME	0- 1	2- 0	6- 0				
4- 5	0- 3	1- 2	AWAY	2- 0	0- 0	1- 0				
2- 1	0- 1	2- 0	NEUTRAL	0- 0	0- 0	0- 0				
9- 3	0- 2	3- 1	NON-CONFERENCE	0- 0	1- 0	5- 0				
6- 0	0- 0	1- 0	HOME	0- 0	1- 0	4- 0				
1- 2	0- 1	0- 1	AWAY	0- 0	0- 0	1- 0				
2- 1	0- 1	2- 0	NEUTRAL	0- 0	0- 0	0- 0				
6- 7	0- 4	1- 2	CONFERENCE	2- 1	1- 0	2- 0				
3- 4	0- 2	0- 1	HOME	0- 1	1- 0	2- 0				
3- 3	0- 2	1- 1	AWAY	2- 0	0- 0	0- 0				
0- 0	0- 0	0- 0	NEUTRAL	0- 0	0- 0	0- 0				

RPI 1-25				RPI 26-50				RPI 51-100				RPI 101+			
RPI	S	Opponent	Score	RPI	S	Opponent	Score	RPI	S	Opponent	Score	RPI	S	Opponent	Score
1	A	South Carolina	49 85	26	A	Ohio St.	66 50	57	H	Minnesota	59 72	112	H	Kent St.	77 64
7	H	Iowa	71 83	28	N	Arizona St.	59 52	75	A	Nebraska	76 68	130	H	Wisconsin	72 61
11	N	Gonzaga	50 63	29	N	Drake	67 47	96	A	Michigan St.	76 66	171	H	Northern Ill.	68 63
15	A	Indiana	48 66	30	H	Western Ky.	67 50					172	H	Illinois	81 67
15	H	Indiana	54 66	33	A	Virginia Tech	54 67					205	H	Penn St.	81 68
16	A	Northwestern	56 61	34	A	Michigan	63 66					210	H	Western Ill.	66 59
				47	H	Rutgers	53 59					232	A	Chattanooga	66 34
LAST 10 Division I															
				7	H	Iowa	71 83	75	A	Nebraska	76 68				
				34	A	Michigan	63 66	57	H	Minnesota	59 72				
				15	H	Indiana	54 66	172	H	Illinois	81 67				
				96	A	Michigan St.	76 66	16	A	Northwestern	56 61				
				205	H	Penn St.	81 68	15	A	Indiana	48 66				

Non-Div I Games:

Purdue

■ Loss,
■ Non-Conf,
■ S Site,
■ H Home
■ A Away
N Neutral

Average RPI Win:	323	WON-LOST	WINNING	LAST 10	STRENGTH OF	OPP. STRENGTH	TEAM	ADJ.	CONF.	ADJ CONF.
Average RPI Loss:	174	RECORD	PCT. RANK	GAMES	SCHEDULE	OF SCHEDULE	RPI	RPI	RPI	RPI
DIV. I ONLY	3- 19	330	1-9	225	280	331	331	19	19	
DIV. I NON-CONF.	2- 9	304	0	280	300	333	333	18	18	
TOTALS	RPI 1-25	RPI 26-50	W-L RECORDS	RPI 51-100	RPI 101-150	RPI 150+				
3- 19	0- 0	0- 2	OVERALL	0- 3	0- 2	3- 12				
2- 8	0- 0	0- 1	HOME	0- 2	0- 1	2- 4				
1- 8	0- 0	0- 1	AWAY	0- 1	0- 0	1- 6				
0- 3	0- 0	0- 0	NEUTRAL	0- 0	0- 1	0- 2				
2- 9	0- 0	0- 0	NON-CONFERENCE	0- 2	0- 2	2- 5				
2- 2	0- 0	0- 0	HOME	0- 1	0- 1	2- 0				
0- 4	0- 0	0- 0	AWAY	0- 1	0- 0	0- 3				
0- 3	0- 0	0- 0	NEUTRAL	0- 0	0- 1	0- 2				
1- 10	0- 0	0- 2	CONFERENCE	0- 1	0- 0	1- 7				
0- 6	0- 0	0- 1	HOME	0- 1	0- 0	0- 4				
1- 4	0- 0	0- 1	AWAY	0- 0	0- 0	1- 3				
0- 0	0- 0	0- 0	NEUTRAL	0- 0	0- 0	0- 0				

RPI S	Opponent	Score	RPI S	Opponent	Score	RPI S	Opponent	Score	RPI S	Opponent	Score	Team's RPI: 331
41	A South Dakota	25 79	41	H South Dakota	41 62	63	H South Dakota St.	69 100	112	N Kent St.	67 75	
						72	H Ball St.	52 83	128	H Southeast Mo. St.	48 58	
						94	A Butler	58 85	157	N Texas Tech	48 82	
									164	A Eastern Mich.	40 64	
									189	A Akron	53 64	
									208	H Oral Roberts	73 79	
									210	A Western Ill.	68 79	
									210	H Western Ill.	74 83	
									214	A North Dakota	85 91	
									214	H North Dakota	49 63	
									273	N Monmouth	46 60	
									291	H North Dakota St.	44 58	
									292	A Denver	57 83	
									302	A Omaha	58 57	
									327	H Evansville	67 64	
									338	A SIUE	53 57	
									341	H UIC	61 50	
LAST 10 Division I												
292	A Denver	57 83	41	A South Dakota	25 79							
210	H Western Ill.	74 83	208	H Oral Roberts	73 79							
214	H North Dakota	49 63	63	H South Dakota St.	69 100							
291	H North Dakota St.	44 58	210	A Western Ill.	68 79							
302	A Omaha	58 57	214	A North Dakota	85 91							

Non-Div I Games: Heidelberg 82 55 Purdue Northwest 73 50

Purdue Fort Wayne

Loss, Non-Conf, S Site, H Home A Away N Neutral

Quinnipiac

Through Games Of Feb. 11, 2020

Average RPI Win:	254	WON-LOST	WINNING	LAST 10	STRENGTH OF	OPP. STRENGTH	TEAM	ADJ.	CONF.	ADJ CONF.
Average RPI Loss:	107	RECORD	PCT. RANK	GAMES	SCHEDULE	OF SCHEDULE	RPI	RPI	RPI	RPI
DIV. I ONLY	11- 10	158	7-3	185	195	179	179	24	24	
DIV. I NON-CONF.	3- 6	235	0	54	59	166	166	25	25	
TOTALS	RPI 1-25	RPI 26-50	W-L RECORDS	RPI 51-100	RPI 101-150	RPI 150+				
11- 10	0- 1	0- 1	OVERALL	1- 4	0- 2	10- 2				
6- 5	0- 0	0- 0	HOME	1- 2	0- 1	5- 2				
5- 5	0- 1	0- 1	AWAY	0- 2	0- 1	5- 0				
0- 0	0- 0	0- 0	NEUTRAL	0- 0	0- 0	0- 0				
3- 6	0- 1	0- 1	NON-CONFERENCE	1- 3	0- 1	2- 0				
2- 3	0- 0	0- 0	HOME	1- 2	0- 1	1- 0				
1- 3	0- 1	0- 1	AWAY	0- 1	0- 0	1- 0				
0- 0	0- 0	0- 0	NEUTRAL	0- 0	0- 0	0- 0				
8- 4	0- 0	0- 0	CONFERENCE	0- 1	0- 1	8- 2				
4- 2	0- 0	0- 0	HOME	0- 0	0- 0	4- 2				
4- 2	0- 0	0- 0	AWAY	0- 1	0- 1	4- 0				
0- 0	0- 0	0- 0	NEUTRAL	0- 0	0- 0	0- 0				

RPI 1-25				RPI 26-50				RPI 51-100				RPI 101+ Team's RPI: 179			
RPI	S	Opponent	Score	RPI	S	Opponent	Score	RPI	S	Opponent	Score	RPI	S	Opponent	Score
3	A	Maryland	52 107	40	A	Yale	59 63	52	A	UCF	58 80	107	A	Rider	59 75
								54	H	Drexel	62 66	136	H	George Washington	67 78
								60	A	Marist	60 73	188	H	Rhode Island	75 63
								71	H	Bucknell	76 69	228	H	Fairfield	76 62
								100	H	Harvard	68 77	230	H	Manhattan	70 58
												244	A	Iona	67 63
												244	H	Iona	71 75
												273	A	Monmouth	52 45
												273	H	Monmouth	60 53
												275	A	Siena	66 52
												275	H	Siena	60 68
												326	A	Saint Peter's	91 64
												339	H	Canisius	74 71
												349	A	Hartford	87 50
LAST 10 Division I															
275	H	Siena	60 68	60	A	Marist	60 73								
273	A	Monmouth	52 45	339	H	Canisius	74 71								
244	A	Iona	67 63	273	H	Monmouth	60 53								
326	A	Saint Peter's	91 64	230	H	Manhattan	70 58								
228	H	Fairfield	76 62	107	A	Rider	59 75								

Non-Div I Games:

Quinnipiac

Loss, Non-Conf, S Site, H Home A Away N Neutral

Radford

Through Games Of Feb. 11, 2020

Average RPI Win:	290	WON-LOST	WINNING	LAST 10	STRENGTH OF	OPP. STRENGTH	TEAM	ADJ.	CONF.	ADJ CONF.
Average RPI Loss:	143	RECORD	PCT. RANK	GAMES	SCHEDULE	OF SCHEDULE	RPI	RPI	RPI	RPI
DIV. I ONLY	11- 11	173	7-3	292	256	218	218	25	25	
DIV. I NON-CONF.	2- 7	288	0	259	73	268	268	28	28	
TOTALS	RPI 1-25	RPI 26-50	W-L RECORDS	RPI 51-100	RPI 101-150	RPI 150+				
11- 11	0- 0	0- 1	OVERALL	0- 2	0- 2	11- 6				
4- 4	0- 0	0- 0	HOME	0- 0	0- 1	4- 3				
7- 7	0- 0	0- 1	AWAY	0- 2	0- 1	7- 3				
0- 0	0- 0	0- 0	NEUTRAL	0- 0	0- 0	0- 0				
2- 7	0- 0	0- 1	NON-CONFERENCE	0- 2	0- 1	2- 3				
0- 2	0- 0	0- 0	HOME	0- 0	0- 0	0- 2				
2- 5	0- 0	0- 1	AWAY	0- 2	0- 1	2- 1				
0- 0	0- 0	0- 0	NEUTRAL	0- 0	0- 0	0- 0				
9- 4	0- 0	0- 0	CONFERENCE	0- 0	0- 1	9- 3				
4- 2	0- 0	0- 0	HOME	0- 0	0- 1	4- 1				
5- 2	0- 0	0- 0	AWAY	0- 0	0- 0	5- 2				
0- 0	0- 0	0- 0	NEUTRAL	0- 0	0- 0	0- 0				

RPI 1-25				RPI 26-50				RPI 51-100				RPI 101+				Team's RPI: 218	
RPI	S	Opponent	Score	RPI	S	Opponent	Score	RPI	S	Opponent	Score	RPI	S	Opponent	Score		
26	A	Ohio St.	57 70					56	A	West Virginia	37 74	103	H	Campbell	32 43		
								65	A	Alabama	51 85	108	A	Vanderbilt	46 80		
												161	A	Hampton	48 51		
												181	H	American	55 59		
												195	A	High Point	58 68		
												200	H	Mt. St. Mary's	58 75		
												212	A	Gardner-Webb	84 73		
												212	H	Gardner-Webb	65 51		
												234	H	UNC Asheville	50 63		
												248	A	Morehead St.	62 73		
												256	H	Winthrop	54 53		
												260	A	Longwood	62 61		
												268	A	ETSU	67 43		
												305	A	Presbyterian	65 39		
												305	H	Presbyterian	54 42		
												333	A	USC Upstate	57 41		
												343	A	Charleston So.	64 40		
												343	H	Charleston So.	72 35		
												348	A	South Carolina St.	60 45		
LAST 10 Division I																	
343	A	Charleston So.	64 40	333	A	USC Upstate	57 41										
212	H	Gardner-Webb	65 51	256	H	Winthrop	54 53										
305	A	Presbyterian	65 39	260	A	Longwood	62 61										
103	H	Campbell	32 43	234	H	UNC Asheville	50 63										
212	A	Gardner-Webb	84 73	161	A	Hampton	48 51										

Non-Div I Games:

Radford

■ Loss,
 ■ Non-Conf,
 ■ S Site,
 ■ H Home
 ■ A Away
 N Neutral

Rhode Island

Through Games Of Feb. 11, 2020

Average RPI Win:	221	WON-LOST	WINNING	LAST 10	STRENGTH OF	OPP. STRENGTH	TEAM	ADJ.	CONF.	ADJ CONF.
Average RPI Loss:	138	RECORD	PCT. RANK	GAMES	SCHEDULE	OF SCHEDULE	RPI	RPI	RPI	RPI
DIV. I ONLY	11- 11	173	4-6	194	209	188	188	12	12	
DIV. I NON-CONF.	7- 5	131	0	229	328	161	161	12	12	
TOTALS	RPI 1-25	RPI 26-50	W-L RECORDS	RPI 51-100	RPI 101-150	RPI 150+				
11- 11	0- 0	0- 0	OVERALL	0- 4	4- 4	7- 3				
8- 2	0- 0	0- 0	HOME	0- 0	4- 2	4- 0				
2- 8	0- 0	0- 0	AWAY	0- 4	0- 1	2- 3				
1- 1	0- 0	0- 0	NEUTRAL	0- 0	0- 1	1- 0				
7- 5	0- 0	0- 0	NON-CONFERENCE	0- 2	2- 1	5- 2				
5- 0	0- 0	0- 0	HOME	0- 0	2- 0	3- 0				
1- 4	0- 0	0- 0	AWAY	0- 2	0- 0	1- 2				
1- 1	0- 0	0- 0	NEUTRAL	0- 0	0- 1	1- 0				
4- 6	0- 0	0- 0	CONFERENCE	0- 2	2- 3	2- 1				
3- 2	0- 0	0- 0	HOME	0- 0	2- 2	1- 0				
1- 4	0- 0	0- 0	AWAY	0- 2	0- 1	1- 1				
0- 0	0- 0	0- 0	NEUTRAL	0- 0	0- 0	0- 0				

RPI 1-25				RPI 26-50				RPI 51-100				RPI 101+				Team's RPI: 188	
RPI	S	Opponent	Score	RPI	S	Opponent	Score	RPI	S	Opponent	Score	RPI	S	Opponent	Score		
								64	A	Dayton	60	71	117	H	VCU	54	75
								77	A	Boston College	55	66	124	A	Davidson	67	79
								97	A	Fordham	50	60	124	H	Davidson	70	77
								100	A	Harvard	58	61	131	H	Richmond	76	70
													141	N	Providence	51	58
													142	H	Robert Morris	71	59
													143	H	Holy Cross	73	58
													149	H	Massachusetts	69	66
													179	A	Quinnipiac	63	75
													211	N	Brown	89	44
													214	A	North Dakota	61	67
													215	A	Saint Joseph's	49	47
													226	H	George Mason	47	42
													228	H	Fairfield	74	41
													284	A	St. Bonaventure	59	64
													304	H	Vermont	77	74
													337	H	LIU Brooklyn	79	56
													349	A	Hartford	68	56
LAST 10 Division I																	
				64	A	Dayton	60	71	149	H	Massachusetts	69	66				
				97	A	Fordham	50	60	215	A	Saint Joseph's	49	47				
				226	H	George Mason	47	42	124	A	Davidson	67	79				
				124	H	Davidson	70	77	131	H	Richmond	76	70				
				284	A	St. Bonaventure	59	64	117	H	VCU	54	75				

Non-Div I Games:

Rhode Island

 Loss,
 Non-Conf,
 S Site,
 H Home
 A Away
N Neutral

Average RPI Win:	215	WON-LOST	WINNING	LAST 10	STRENGTH OF	OPP. STRENGTH	TEAM	ADJ.	CONF.	ADJ CONF.
Average RPI Loss:	87	RECORD	PCT. RANK	GAMES	SCHEDULE	OF SCHEDULE	RPI	RPI	RPI	RPI
DIV. I ONLY	16- 6	51	10-0	191	117	86	86	13	13	
DIV. I NON-CONF.	5- 6	187	0	193	95	203	203	14	14	
TOTALS	RPI 1-25	RPI 26-50	W-L RECORDS	RPI 51-100	RPI 101-150	RPI 150+				
16- 6	0- 1	1- 2	OVERALL	1- 1	1- 1	13- 1				
10- 1	0- 1	1- 0	HOME	1- 0	1- 0	7- 0				
6- 3	0- 0	0- 1	AWAY	0- 0	0- 1	6- 1				
0- 2	0- 0	0- 1	NEUTRAL	0- 1	0- 0	0- 0				
5- 6	0- 1	0- 2	NON-CONFERENCE	0- 1	0- 1	5- 1				
4- 1	0- 1	0- 0	HOME	0- 0	0- 0	4- 0				
1- 3	0- 0	0- 1	AWAY	0- 0	0- 1	1- 1				
0- 2	0- 0	0- 1	NEUTRAL	0- 1	0- 0	0- 0				
11- 0	0- 0	1- 0	CONFERENCE	1- 0	1- 0	8- 0				
6- 0	0- 0	1- 0	HOME	1- 0	1- 0	3- 0				
5- 0	0- 0	0- 0	AWAY	0- 0	0- 0	5- 0				
0- 0	0- 0	0- 0	NEUTRAL	0- 0	0- 0	0- 0				

RPI 1-25			RPI 26-50			RPI 51-100			Team's RPI: 86	RPI 101+		
RPI	S	Opponent	Score	RPI	S	Opponent	Score	RPI	S	Opponent	Score	
17	H	Texas A&M	61 62	30	H	Western Ky.	73 65	61	H	Middle Tenn.	77 60	110 A Texas Southern 56 63
				33	N	Virginia Tech	45 54	88	N	Georgia Tech	52 54	115 H UAB 64 53
				44	A	Oklahoma St.	38 69					180 A Fla. Atlantic 78 69
												182 H Little Rock 66 40
												185 H Northern Ariz. 71 57
												217 A UTEP 69 61
												221 H Southern Miss. 75 64
												231 A SMU 43 55
												240 H Louisiana Tech 60 47
												245 H Marshall 81 43
												262 A North Texas 67 52
												286 A FIU 68 47
												287 H Prairie View 77 55
												295 H Nicholls St. 71 47
												298 A UTSA 74 62
												335 A McNeese 81 50
LAST 10 Division I												
				61	H	Middle Tenn.	77 60			221	H	Southern Miss. 75 64
				115	H	UAB	64 53			240	H	Louisiana Tech 60 47
				262	A	North Texas	67 52			286	A	FIU 68 47
				298	A	UTSA	74 62			180	A	Fla. Atlantic 78 69
				217	A	UTEP	69 61			30	H	Western Ky. 73 65

Non-Div I Games:

Rice

■ Loss,
■ Non-Conf, S Site,
■ Home
■ Away
N Neutral

Average RPI Win: 192	WON-LOST	WINNING	LAST 10	STRENGTH OF	OPP. STRENGTH	TEAM	ADJ.	CONF.	ADJ CONF.
Average RPI Loss: 124	RECORD	PCT. RANK	GAMES	SCHEDULE	OF SCHEDULE	RPI	RPI	RPI	RPI
DIV. I ONLY	11- 13	203	4-6	59	202	131	131	12	12
DIV. I NON-CONF.	7- 7	164	0	26	308	81	81	12	12
TOTALS	RPI 1-25	RPI 26-50	W-L RECORDS	RPI 51-100	RPI 101-150	RPI 150+			
11- 13	0- 0	0- 2	OVERALL	1- 3	2- 3	8- 5			
6- 3	0- 0	0- 0	HOME	0- 1	2- 1	4- 1			
5- 7	0- 0	0- 1	AWAY	1- 2	0- 2	4- 2			
0- 3	0- 0	0- 1	NEUTRAL	0- 0	0- 0	0- 2			
7- 7	0- 0	0- 2	NON-CONFERENCE	1- 2	1- 0	5- 3			
3- 1	0- 0	0- 0	HOME	0- 0	1- 0	2- 1			
4- 3	0- 0	0- 1	AWAY	1- 2	0- 0	3- 0			
0- 3	0- 0	0- 1	NEUTRAL	0- 0	0- 0	0- 2			
4- 6	0- 0	0- 0	CONFERENCE	0- 1	1- 3	3- 2			
3- 2	0- 0	0- 0	HOME	0- 1	1- 1	2- 0			
1- 4	0- 0	0- 0	AWAY	0- 0	0- 2	1- 2			
0- 0	0- 0	0- 0	NEUTRAL	0- 0	0- 0	0- 0			

RPI S	Opponent	Score	RPI S	Opponent	Score	RPI S	Opponent	Score	RPI S	Opponent	Score	Team's RPI: 131
32	A Old Dominion	51 73	54	A Drexel	52 58	117	A VCU	50 53				
42	N Bradley	57 61	64	H Dayton	51 65	117	H VCU	42 57				
			76	A Charlotte	59 78	124	H Davidson	69 57				
			99	A Coastal Caro.	79 67	127	H William & Mary	76 73				
						149	A Massachusetts	50 64				
						151	A UNC Greensboro	70 62				
						161	N Hampton	65 69				
						173	H Norfolk St.	77 69				
						180	H Fla. Atlantic	57 55				
						188	A Rhode Island	70 76				
						191	H Furman	69 70				
						200	N Mt. St. Mary's	67 75				
						207	A La Salle	67 61				
						207	H La Salle	63 61				
						215	A Saint Joseph's	56 67				
						242	A Georgetown	51 49				
						284	H St. Bonaventure	63 59				
						319	A UMES	64 52				
LAST 10 Division I												
207	A La Salle	67 61	207	H La Salle	63 61							
117	H VCU	42 57	117	A VCU	50 53							
284	H St. Bonaventure	63 59	64	H Dayton	51 65							
149	A Massachusetts	50 64	188	A Rhode Island	70 76							
124	H Davidson	69 57	215	A Saint Joseph's	56 67							

Non-Div I Games:

Richmond

■ Loss,
 ■ Non-Conf,
 ■ S Site,
 ■ H Home
 ■ A Away
 N Neutral

Average RPI Win: 241	WON-LOST	WINNING	LAST 10	STRENGTH OF	OPP. STRENGTH	TEAM	ADJ.	CONF.	ADJ CONF.
Average RPI Loss: 130	RECORD	PCT. RANK	GAMES	SCHEDULE	OF SCHEDULE	RPI	RPI	RPI	RPI
DIV. I ONLY	17- 4	28	8-2	314	168	107	107	24	24
DIV. I NON-CONF.	7- 2	53	0	334	42	124	124	25	25
TOTALS	RPI 1-25	RPI 26-50	W-L RECORDS	RPI 51-100	RPI 101-150	RPI 150+			
17- 4	0- 1	0- 0	OVERALL	1- 1	0- 1	16- 1			
9- 1	0- 0	0- 0	HOME	0- 1	0- 0	9- 0			
7- 2	0- 1	0- 0	AWAY	1- 0	0- 0	6- 1			
1- 1	0- 0	0- 0	NEUTRAL	0- 0	0- 1	1- 0			
7- 2	0- 1	0- 0	NON-CONFERENCE	0- 0	0- 1	7- 0			
3- 0	0- 0	0- 0	HOME	0- 0	0- 0	3- 0			
3- 1	0- 1	0- 0	AWAY	0- 0	0- 0	3- 0			
1- 1	0- 0	0- 0	NEUTRAL	0- 0	0- 1	1- 0			
10- 2	0- 0	0- 0	CONFERENCE	1- 1	0- 0	9- 1			
6- 1	0- 0	0- 0	HOME	0- 1	0- 0	6- 0			
4- 1	0- 0	0- 0	AWAY	1- 0	0- 0	3- 1			
0- 0	0- 0	0- 0	NEUTRAL	0- 0	0- 0	0- 0			

RPI 1-25				RPI 26-50				RPI 51-100				RPI 101+ Team's RPI: 107			
RPI	S	Opponent	Score	RPI	S	Opponent	Score	RPI	S	Opponent	Score	RPI	S	Opponent	Score
20	A	Princeton	47 80					60	A	Marist	76 72	113	N	North Florida	70 80
								60	H	Marist	58 63	179	H	Quinnipiac	75 59
												205	A	Penn St.	78 70
												207	H	La Salle	70 43
												228	H	Fairfield	60 52
												230	H	Manhattan	76 53
												242	A	Georgetown	65 64
												244	A	Iona	81 37
												261	A	Delaware St.	71 69
												264	H	Xavier	64 57
												269	A	Niagara	71 55
												269	H	Niagara	79 75
												273	H	Monmouth	48 25
												275	H	Siena	70 66
												276	N	Lipscomb	81 76
												280	H	Wagner	77 63
												326	A	Saint Peter's	56 67
												339	A	Canisius	70 57
LAST 10 Division I															
				60	H	Marist	58 63	269	A	Niagara	71 55				
				326	A	Saint Peter's	56 67	339	A	Canisius	70 57				
				273	H	Monmouth	48 25	275	H	Siena	70 66				
				230	H	Manhattan	76 53	60	A	Marist	76 72				
				228	H	Fairfield	60 52	179	H	Quinnipiac	75 59				

Non-Div I Games:

Rider

■ Loss,
 ■ Non-Conf,
 S Site,
 ■ Home
 ■ Away
 N Neutral

Average RPI Win:	276	WON-LOST	WINNING	LAST 10	STRENGTH OF	OPP. STRENGTH	TEAM	ADJ.	CONF.	ADJ CONF.
Average RPI Loss:	119	RECORD	PCT. RANK	GAMES	SCHEDULE	OF SCHEDULE	RPI	RPI	RPI	RPI
DIV. I ONLY	16- 6	51	10-0	315	247	142	142	30	30	
DIV. I NON-CONF.	4- 6	212	0	149	141	182	182	30	30	
TOTALS	RPI 1-25	RPI 26-50	W-L RECORDS	RPI 51-100	RPI 101-150	RPI 150+				
16- 6	0- 1	0- 1	OVERALL	0- 0	0- 1	16- 3				
8- 2	0- 0	0- 0	HOME	0- 0	0- 0	8- 2				
8- 4	0- 1	0- 1	AWAY	0- 0	0- 1	8- 1				
0- 0	0- 0	0- 0	NEUTRAL	0- 0	0- 0	0- 0				
4- 6	0- 1	0- 1	NON-CONFERENCE	0- 0	0- 1	4- 3				
2- 2	0- 0	0- 0	HOME	0- 0	0- 0	2- 2				
2- 4	0- 1	0- 1	AWAY	0- 0	0- 1	2- 1				
0- 0	0- 0	0- 0	NEUTRAL	0- 0	0- 0	0- 0				
12- 0	0- 0	0- 0	CONFERENCE	0- 0	0- 0	12- 0				
6- 0	0- 0	0- 0	HOME	0- 0	0- 0	6- 0				
6- 0	0- 0	0- 0	AWAY	0- 0	0- 0	6- 0				
0- 0	0- 0	0- 0	NEUTRAL	0- 0	0- 0	0- 0				

RPI 1-25				RPI 26-50				RPI 51-100				RPI 101+ Team's RPI: 142			
RPI	S	Opponent	Score	RPI	S	Opponent	Score	RPI	S	Opponent	Score	RPI	S	Opponent	Score
22	A	TCU	61 66	43	A	James Madison	32 59					112	A	Kent St.	81 82
												160	H	Columbia	59 61
												173	A	Norfolk St.	69 62
												187	H	Delaware	62 73
												188	A	Rhode Island	59 71
												201	A	Merrimack	68 62
												201	H	Merrimack	72 50
												207	A	La Salle	71 68
												247	H	Youngstown St.	58 43
												264	H	Xavier	71 57
												280	A	Wagner	77 35
												280	H	Wagner	51 47
												301	A	Sacred Heart	67 38
												301	H	Sacred Heart	73 43
												313	A	St. Francis Brooklyn	70 59
												313	H	St. Francis Brooklyn	69 44
												314	H	Bryant	69 39
												337	A	LIU Brooklyn	70 59
												344	A	Central Conn. St.	86 56
												344	H	Central Conn. St.	80 42
LAST 10 Division I															
280	A	Wagner	77 35	337	A	LIU Brooklyn	70 59								
301	A	Sacred Heart	67 38	301	H	Sacred Heart	73 43								
314	H	Bryant	69 39	201	H	Merrimack	72 50								
344	H	Central Conn. St.	80 42	313	H	St. Francis Brooklyn	69 44								
313	A	St. Francis Brooklyn	70 59	280	H	Wagner	51 47								

Non-Div I Games: Pitt.-Johnstown 63 30

Robert Morris

■ Loss,
 ■ Non-Conf,
 ■ S Site,
 ■ Home
 ■ A Away
 N Neutral

Average RPI Win:	168	WON-LOST	WINNING	LAST 10	STRENGTH OF	OPP. STRENGTH	TEAM	ADJ.	CONF.	ADJ CONF.
Average RPI Loss:	38	RECORD	PCT. RANK	GAMES	SCHEDULE	OF SCHEDULE	RPI	RPI	RPI	RPI
DIV. I ONLY	17- 6	45	6-4	111	41	47	47	2	2	
DIV. I NON-CONF.	10- 1	20	0	203	118	41	41	2	2	
TOTALS	RPI 1-25	RPI 26-50	W-L RECORDS	RPI 51-100	RPI 101-150	RPI 150+				
17- 6	0- 3	2- 1	OVERALL	3- 2	2- 0	10- 0				
10- 2	0- 1	1- 0	HOME	2- 1	0- 0	7- 0				
5- 4	0- 2	1- 1	AWAY	0- 1	1- 0	3- 0				
2- 0	0- 0	0- 0	NEUTRAL	1- 0	1- 0	0- 0				
10- 1	0- 1	1- 0	NON-CONFERENCE	2- 0	1- 0	6- 0				
7- 0	0- 0	1- 0	HOME	1- 0	0- 0	5- 0				
1- 1	0- 1	0- 0	AWAY	0- 0	0- 0	1- 0				
2- 0	0- 0	0- 0	NEUTRAL	1- 0	1- 0	0- 0				
7- 5	0- 2	1- 1	CONFERENCE	1- 2	1- 0	4- 0				
3- 2	0- 1	0- 0	HOME	1- 1	0- 0	2- 0				
4- 3	0- 1	1- 1	AWAY	0- 1	1- 0	2- 0				
0- 0	0- 0	0- 0	NEUTRAL	0- 0	0- 0	0- 0				

RPI 1-25				RPI 26-50				Team's RPI: 47	RPI 51-100				RPI 101+			
RPI	S	Opponent	Score	RPI	S	Opponent	Score		RPI	S	Opponent	Score	RPI	S	Opponent	Score
3	A	Maryland	50 79	34	A	Michigan	57 71		57	A	Minnesota	71 73	108	N	Vanderbilt	62 56
15	H	Indiana	56 66	39	A	Purdue	59 53		75	H	Nebraska	69 65	130	A	Wisconsin	64 61
24	A	LSU	58 64	50	H	Virginia	73 63		88	N	Georgia Tech	46 43	172	A	Illinois	75 51
									96	H	Michigan St.	55 66	172	H	Illinois	72 41
									100	H	Harvard	74 46	183	H	Towson	67 53
													205	A	Penn St.	62 57
													205	H	Penn St.	72 39
													235	A	South Alabama	77 56
													236	H	Southern U.	78 58
													245	H	Marshall	66 41
													269	H	Niagara	87 37
													342	H	Coppin St.	107 33
LAST 10 Division I																
				3	A	Maryland	50 79		96	H	Michigan St.	55 66				
				205	H	Penn St.	72 39		205	A	Penn St.	62 57				
				57	A	Minnesota	71 73		75	H	Nebraska	69 65				
				172	H	Illinois	72 41		172	A	Illinois	75 51				
				34	A	Michigan	57 71		39	A	Purdue	59 53				

Non-Div I Games:

Rutgers

■ Loss,
 ■ Non-Conf,
 ■ S Site,
 ■ H Home
 ■ A Away
 N Neutral

SFA				STRENGTH OF SCHEDULE	OPP. STRENGTH OF SCHEDULE	TEAM RPI	ADJ. RPI	CONF. RPI	ADJ CONF. RPI
Average RPI Win:	249	WON-LOST RECORD	WINNING PCT. RANK						
Average RPI Loss:	109		LAST 10 GAMES						
DIV. I ONLY	15- 4	34	8-2	296	252	106	106	23	23
DIV. I NON-CONF.	4- 2	90	0	284	163	145	145	22	22
TOTALS	RPI 1-25	RPI 26-50	W-L RECORDS	RPI 51-100	RPI 101-150	RPI 150+			
15- 4	0- 0	0- 1	OVERALL	0- 1	2- 0	13- 2			
8- 1	0- 0	0- 0	HOME	0- 1	1- 0	7- 0			
6- 3	0- 0	0- 1	AWAY	0- 0	1- 0	5- 2			
1- 0	0- 0	0- 0	NEUTRAL	0- 0	0- 0	1- 0			
4- 2	0- 0	0- 1	NON-CONFERENCE	0- 1	0- 0	4- 0			
1- 1	0- 0	0- 0	HOME	0- 1	0- 0	1- 0			
2- 1	0- 0	0- 1	AWAY	0- 0	0- 0	2- 0			
1- 0	0- 0	0- 0	NEUTRAL	0- 0	0- 0	1- 0			
11- 2	0- 0	0- 0	CONFERENCE	0- 0	2- 0	9- 2			
7- 0	0- 0	0- 0	HOME	0- 0	1- 0	6- 0			
4- 2	0- 0	0- 0	AWAY	0- 0	1- 0	3- 2			
0- 0	0- 0	0- 0	NEUTRAL	0- 0	0- 0	0- 0			

RPI 1-25				RPI 26-50				RPI 51-100				RPI 101+ Team's RPI: 106			
RPI	S	Opponent	Score	RPI	S	Opponent	Score	RPI	S	Opponent	Score	RPI	S	Opponent	Score
				45	A	Oklahoma	62 75	52	H	UCF	57 63	110	H	Abilene Christian	69 59
												116	A	A&M-Corpus Christi	66 44
												169	A	New Orleans	50 53
												169	H	New Orleans	59 47
												170	A	Sam Houston St.	55 63
												216	H	Central Ark.	102 41
												223	H	Southeastern La.	77 51
												229	A	Lamar University	54 53
												246	A	Tulsa	67 63
												257	A	Nevada	80 65
												272	N	UC Santa Barbara	67 56
												285	H	Incarinate Word	67 45
												295	A	Nicholls St.	78 61
												323	A	Houston Baptist	59 42
												328	H	Alcorn	67 62
												332	H	Northwestern St.	89 40
												335	H	McNeese	82 51
LAST 10 Division I															
				169	H	New Orleans	59 47	332	H	Northwestern St.	89 40				
				295	A	Nicholls St.	78 61	285	H	Incarinate Word	67 45				
				170	A	Sam Houston St.	55 63	216	H	Central Ark.	102 41				
				110	H	Abilene Christian	69 59	116	A	A&M-Corpus Christi	66 44				
				229	A	Lamar University	54 53	169	A	New Orleans	50 53				

Non-Div I Games: LSU-Shreveport 75 32 Our Lady of the Lak87 75 Cent. Christian (KS104 46

SFA

Loss, Non-Conf, S Site, H Home A Away N Neutral

RPI 1-25				RPI 26-50				RPI 51-100				RPI 101+				Team's RPI: 338	
RPI	S	Opponent	Score	RPI	S	Opponent	Score	RPI	S	Opponent	Score	RPI	S	Opponent	Score		
								55	A	Belmont	48 69	128	H	Southeast Mo. St.	56 66		
								69	H	UT Martin	39 79	129	A	Missouri	51 68		
								75	A	Nebraska	49 63	137	H	Loyola Chicago	50 63		
								79	A	Illinois St.	53 74	154	N	North Ala.	67 85		
								85	H	Southern Ill.	67 103	163	H	Tennessee Tech	50 65		
								90	H	Saint Louis	35 68	192	A	Austin Peay	61 74		
												241	A	Murray St.	60 74		
												248	A	Morehead St.	69 75		
												248	H	Morehead St.	55 63		
												270	A	Eastern Ky.	46 49		
												270	H	Eastern Ky.	38 68		
												297	H	Jacksonville St.	44 53		
												315	A	Georgia St.	73 74		
												327	H	Evansville	85 74		
												331	H	Purdue Fort Wayne	57 53		
												340	A	Tennessee St.	76 63		
LAST 10 Division I																	
				270	H	Eastern Ky.	38 68	128	H	Southeast Mo. St.	56 66						
				248	H	Morehead St.	55 63	297	H	Jacksonville St.	44 53						
				241	A	Murray St.	60 74	163	H	Tennessee Tech	50 65						
				192	A	Austin Peay	61 74	270	A	Eastern Ky.	46 49						
				69	H	UT Martin	39 79	248	A	Morehead St.	69 75						

SIUE

Page 244

SMU				STRENGTH OF SCHEDULE	OPP. STRENGTH OF SCHEDULE	TEAM RPI	ADJ. RPI	CONF. RPI	ADJ CONF. RPI
Average RPI Win:	239	WON-LOST RECORD	WINNING PCT. RANK						
Average RPI Loss:	117		LAST 10 GAMES						
DIV. I ONLY	10- 13	220	4-6	158	124	231	231	9	9
DIV. I NON-CONF.	6- 6	164	0	175	279	230	230	9	9

TOTALS	RPI 1-25		RPI 26-50	W-L RECORDS	RPI 51-100	RPI 101-150		RPI 150+	
10- 13	0- 2		0- 0	OVERALL	1- 3	1- 3		8- 5	
8- 7	0- 2		0- 0	HOME	1- 1	1- 1		6- 3	
1- 6	0- 0		0- 0	AWAY	0- 2	0- 2		1- 2	
1- 0	0- 0		0- 0	NEUTRAL	0- 0	0- 0		1- 0	
6- 6	0- 1		0- 0	NON-CONFERENCE	1- 0	0- 2		5- 3	
5- 4	0- 1		0- 0	HOME	1- 0	0- 0		4- 3	
0- 2	0- 0		0- 0	AWAY	0- 0	0- 2		0- 0	
1- 0	0- 0		0- 0	NEUTRAL	0- 0	0- 0		1- 0	
4- 7	0- 1		0- 0	CONFERENCE	0- 3	1- 1		3- 2	
3- 3	0- 1		0- 0	HOME	0- 1	1- 1		2- 0	
1- 4	0- 0		0- 0	AWAY	0- 2	0- 0		1- 2	
0- 0	0- 0		0- 0	NEUTRAL	0- 0	0- 0		0- 0	

RPI 1-25				RPI 26-50				RPI 51-100				RPI 101+ Team's RPI: 231			
RPI	S	Opponent	Score	RPI	S	Opponent	Score	RPI	S	Opponent	Score	RPI	S	Opponent	Score
6	H	UConn	42 80					52	A	UCF	57 67	105	A	Pacific	49 77
22	H	TCU	56 57					73	A	Temple	62 85	121	A	UT Arlington	46 51
								80	H	Cincinnati	58 73	144	H	Tulane	66 67
								86	H	Rice	55 43	148	H	Wichita St.	64 44
												156	H	Wright St.	61 69
												158	A	Houston	53 55
												166	A	Memphis	52 57
												213	H	Northern Colo.	52 61
												214	H	North Dakota	66 51
												217	H	UTEP	60 56
												226	H	George Mason	58 59
												246	H	Tulsa	57 38
												274	A	East Carolina	55 47
												274	H	East Carolina	53 45
												288	N	CSUN	68 58
												303	H	UC Irvine	59 56
												335	H	McNeese	81 60

LAST 10 Division I															
274	H	East Carolina	53 45	246	H	Tulsa	57 38								
80	H	Cincinnati	58 73	166	A	Memphis	52 57								
158	A	Houston	53 55	144	H	Tulane	66 67								
52	A	UCF	57 67	73	A	Temple	62 85								
148	H	Wichita St.	64 44	274	A	East Carolina	55 47								

Non-Div I Games:

SMU

■ Loss,
 ■ Non-Conf,
 ■ S Site,
 ■ H Home
 ■ A Away
 N Neutral

Average RPI Win:	263	WON-LOST	WINNING	LAST 10	STRENGTH OF	OPP. STRENGTH	TEAM	ADJ.	CONF.	ADJ CONF.
Average RPI Loss:	189	RECORD	PCT. RANK	GAMES	SCHEDULE	OF SCHEDULE	RPI	RPI	RPI	RPI
DIV. I ONLY	5- 15	304	5-5	289	245	309	309	18	18	
DIV. I NON-CONF.	0- 7	338	0	279	271	345	345	17	17	
TOTALS	RPI 1-25	RPI 26-50	W-L RECORDS	RPI 51-100	RPI 101-150	RPI 150+				
5- 15	0- 0	0- 1	OVERALL	0- 1	0- 1	5- 12				
2- 6	0- 0	0- 1	HOME	0- 1	0- 0	2- 4				
3- 9	0- 0	0- 0	AWAY	0- 0	0- 1	3- 8				
0- 0	0- 0	0- 0	NEUTRAL	0- 0	0- 0	0- 0				
0- 7	0- 0	0- 1	NON-CONFERENCE	0- 0	0- 0	0- 6				
0- 1	0- 0	0- 1	HOME	0- 0	0- 0	0- 0				
0- 6	0- 0	0- 0	AWAY	0- 0	0- 0	0- 6				
0- 0	0- 0	0- 0	NEUTRAL	0- 0	0- 0	0- 0				
5- 8	0- 0	0- 0	CONFERENCE	0- 1	0- 1	5- 6				
2- 5	0- 0	0- 0	HOME	0- 1	0- 0	2- 4				
3- 3	0- 0	0- 0	AWAY	0- 0	0- 1	3- 2				
0- 0	0- 0	0- 0	NEUTRAL	0- 0	0- 0	0- 0				

RPI 1-25			RPI 26-50			RPI 51-100			RPI 101+			Team's RPI: 309
RPI	S	Opponent	Score	RPI	S	Opponent	Score	RPI	S	Opponent	Score	
				26	H	Ohio St.	74 104	91	H	Montana St.	48 85	
								122	A	Idaho	44 70	
								153	A	San Jose St.	67 73	
								162	A	UC Davis	75 77	
								168	H	Southern Utah	87 82	
								175	H	Montana	60 64	
								185	A	Northern Ariz.	107 114	
								185	H	Northern Ariz.	65 85	
								199	A	Idaho St.	62 80	
								199	H	Idaho St.	51 75	
								206	A	Portland St.	73 70	
								213	H	Northern Colo.	63 73	
								243	A	San Francisco	82 87	
								257	A	Nevada	72 83	
								307	A	Eastern Wash.	74 67	
								310	A	Seattle U	84 88	
								312	A	Cal Poly	43 62	
								318	A	Weber St.	91 67	
								318	H	Weber St.	58 52	
LAST 10 Division I												
199	H	Idaho St.	51 75	206	A	Portland St.	73 70					
318	H	Weber St.	58 52	168	H	Southern Utah	87 82					
122	A	Idaho	44 70	213	H	Northern Colo.	63 73					
307	A	Eastern Wash.	74 67	318	A	Weber St.	91 67					
185	H	Northern Ariz.	65 85	185	A	Northern Ariz.	107 114					

Non-Div I Games: Cal Maritime 86 55 Pacific Union 94 35

Sacramento St.

Sacred Heart

Through Games Of Feb. 11, 2020

Average RPI Win:	306	WON-LOST	WINNING	LAST 10	STRENGTH OF	OPP. STRENGTH	TEAM	ADJ.	CONF.	ADJ CONF.
Average RPI Loss:	182	RECORD	PCT. RANK	GAMES	SCHEDULE	OF SCHEDULE	RPI	RPI	RPI	RPI
DIV. I ONLY	7- 15	270	3-7	283	315	301	301	30	30	
DIV. I NON-CONF.	2- 8	295	0	227	163	301	301	30	30	
TOTALS	RPI 1-25	RPI 26-50	W-L RECORDS	RPI 51-100	RPI 101-150	RPI 150+				
7- 15	0- 0	0- 1	OVERALL	0- 3	0- 3	7- 8				
4- 4	0- 0	0- 0	HOME	0- 0	0- 2	4- 2				
2- 10	0- 0	0- 1	AWAY	0- 2	0- 1	2- 6				
1- 1	0- 0	0- 0	NEUTRAL	0- 1	0- 0	1- 0				
2- 8	0- 0	0- 1	NON-CONFERENCE	0- 3	0- 1	2- 3				
1- 1	0- 0	0- 0	HOME	0- 0	0- 1	1- 0				
0- 6	0- 0	0- 1	AWAY	0- 2	0- 0	0- 3				
1- 1	0- 0	0- 0	NEUTRAL	0- 1	0- 0	1- 0				
5- 7	0- 0	0- 0	CONFERENCE	0- 0	0- 2	5- 5				
3- 3	0- 0	0- 0	HOME	0- 0	0- 1	3- 2				
2- 4	0- 0	0- 0	AWAY	0- 0	0- 1	2- 3				
0- 0	0- 0	0- 0	NEUTRAL	0- 0	0- 0	0- 0				

RPI 1-25				RPI 26-50				RPI 51-100				RPI 101+				Team's RPI: 301
RPI	S	Opponent	Score	RPI	S	Opponent	Score	RPI	S	Opponent	Score	RPI	S	Opponent	Score	
				40	A	Yale	40 87	68	A	Seton Hall	69 95	142	A	Robert Morris	43 73	
								75	N	Nebraska	49 72	142	H	Robert Morris	38 67	
								78	A	Stony Brook	50 54	143	H	Holy Cross	52 65	
												200	H	Mt. St. Mary's	58 67	
												201	H	Merrimack	63 60	
												205	A	Penn St.	65 88	
												215	A	Saint Joseph's	44 71	
												251	A	Saint Francis (PA)	58 60	
												251	H	Saint Francis (PA)	39 48	
												275	A	Siena	57 68	
												280	A	Wagner	79 65	
												313	A	St. Francis Brooklyn	70 71	
												316	H	Hofstra	71 44	
												325	A	Fairleigh Dickinson	60 65	
												325	H	Fairleigh Dickinson	68 53	
												330	N	Detroit Mercy	66 60	
												344	A	Central Conn. St.	54 52	
												344	H	Central Conn. St.	66 58	
LAST 10 Division I																
				251	H	Saint Francis (PA)	39 48	325	H	Fairleigh Dickinson	68 53					
				142	H	Robert Morris	38 67	142	A	Robert Morris	43 73					
				200	H	Mt. St. Mary's	58 67	251	A	Saint Francis (PA)	58 60					
				313	A	St. Francis Brooklyn	70 71	325	A	Fairleigh Dickinson	60 65					
				344	A	Central Conn. St.	54 52	344	H	Central Conn. St.	66 58					

Non-Div I Games: Bridgeport 77 63

Sacred Heart

Loss, Non-Conf, S Site, H Home A Away N Neutral

Saint Francis (PA)

Through Games Of Feb. 11, 2020

Average RPI Win:	303	WON-LOST	WINNING	LAST 10	STRENGTH OF	OPP. STRENGTH	TEAM	ADJ.	CONF.	ADJ CONF.
Average RPI Loss:	161	RECORD	PCT. RANK	GAMES	SCHEDULE	OF SCHEDULE	RPI	RPI	RPI	RPI
DIV. I ONLY	11- 13	203	7-3	311	271	251	251	30	30	
DIV. I NON-CONF.	2- 9	304	0	65	123	218	218	30	30	
TOTALS	RPI 1-25	RPI 26-50	W-L RECORDS	RPI 51-100	RPI 101-150	RPI 150+				
11- 13	0- 1	0- 1	OVERALL	0- 4	0- 1	11- 6				
5- 4	0- 0	0- 0	HOME	0- 2	0- 0	5- 2				
5- 8	0- 0	0- 1	AWAY	0- 2	0- 1	5- 4				
1- 1	0- 1	0- 0	NEUTRAL	0- 0	0- 0	1- 0				
2- 9	0- 1	0- 1	NON-CONFERENCE	0- 4	0- 1	2- 2				
0- 3	0- 0	0- 0	HOME	0- 2	0- 0	0- 1				
1- 5	0- 0	0- 1	AWAY	0- 2	0- 1	1- 1				
1- 1	0- 1	0- 0	NEUTRAL	0- 0	0- 0	1- 0				
9- 4	0- 0	0- 0	CONFERENCE	0- 0	0- 0	9- 4				
5- 1	0- 0	0- 0	HOME	0- 0	0- 0	5- 1				
4- 3	0- 0	0- 0	AWAY	0- 0	0- 0	4- 3				
0- 0	0- 0	0- 0	NEUTRAL	0- 0	0- 0	0- 0				

RPI 1-25				RPI 26-50				RPI 51-100				RPI 101+ Team's RPI: 251			
RPI	S	Opponent	Score	RPI	S	Opponent	Score	RPI	S	Opponent	Score	RPI	S	Opponent	Score
25	N	FGCU	64 97	33	A	Virginia Tech	41 105	56	A	West Virginia	45 74	101	A	Duquesne	69 72
								67	A	South Fla.	23 62	201	H	Merrimack	56 71
								71	H	Bucknell	46 70	209	N	Stetson	78 73
								98	H	Liberty	52 71	247	H	Youngstown St.	46 56
												248	A	Morehead St.	54 65
												280	A	Wagner	50 55
												280	H	Wagner	51 50
												301	A	Sacred Heart	48 39
												301	H	Sacred Heart	60 58
												304	A	Vermont	73 69
												313	A	St. Francis Brooklyn	67 59
												313	H	St. Francis Brooklyn	82 72
												314	A	Bryant	63 60
												314	H	Bryant	64 58
												325	A	Fairleigh Dickinson	47 56
												337	A	LIU Brooklyn	53 71
												344	A	Central Conn. St.	64 52
												344	H	Central Conn. St.	72 68
LAST 10 Division I															
301	A	Sacred Heart	48 39	313	A	St. Francis Brooklyn	67 59								
280	A	Wagner	50 55	201	H	Merrimack	56 71								
344	H	Central Conn. St.	72 68	301	H	Sacred Heart	60 58								
314	H	Bryant	64 58	280	H	Wagner	51 50								
337	A	LIU Brooklyn	53 71	313	H	St. Francis Brooklyn	82 72								

Non-Div I Games:

Saint Francis (PA)

■ Loss,
 ■ Non-Conf,
 ■ S Site,
 ■ Home
 ■ Away
 N Neutral

Average RPI Win:	174	WON-LOST	WINNING	LAST 10	STRENGTH OF	OPP. STRENGTH	TEAM	ADJ.	CONF.	ADJ CONF.
Average RPI Loss:	96	RECORD	PCT. RANK	GAMES	SCHEDULE	OF SCHEDULE	RPI	RPI	RPI	RPI
DIV. I ONLY	14- 9	105	6-4	100	102	90	90	12	12	
DIV. I NON-CONF.	8- 5	117	0	76	86	67	67	12	12	
TOTALS	RPI 1-25	RPI 26-50	W-L RECORDS	RPI 51-100	RPI 101-150	RPI 150+				
14- 9	0- 1	0- 0	OVERALL	4- 3	3- 5	7- 0				
7- 4	0- 1	0- 0	HOME	3- 0	2- 3	2- 0				
7- 5	0- 0	0- 0	AWAY	1- 3	1- 2	5- 0				
0- 0	0- 0	0- 0	NEUTRAL	0- 0	0- 0	0- 0				
8- 5	0- 1	0- 0	NON-CONFERENCE	4- 1	1- 3	3- 0				
4- 2	0- 1	0- 0	HOME	3- 0	1- 1	0- 0				
4- 3	0- 0	0- 0	AWAY	1- 1	0- 2	3- 0				
0- 0	0- 0	0- 0	NEUTRAL	0- 0	0- 0	0- 0				
6- 4	0- 0	0- 0	CONFERENCE	0- 2	2- 2	4- 0				
3- 2	0- 0	0- 0	HOME	0- 0	1- 2	2- 0				
3- 2	0- 0	0- 0	AWAY	0- 2	1- 0	2- 0				
0- 0	0- 0	0- 0	NEUTRAL	0- 0	0- 0	0- 0				

RPI 1-25				RPI 26-50				RPI 51-100 Team's RPI: 90				RPI 101+			
RPI	S	Opponent	Score	RPI	S	Opponent	Score	RPI	S	Opponent	Score	RPI	S	Opponent	Score
20	H	Princeton	50 66					64	A	Dayton	47 48	101	H	Duquesne	53 50
								69	H	UT Martin	56 50	108	A	Vanderbilt	50 62
								79	H	Illinois St.	61 56	117	H	VCU	52 65
								80	A	Cincinnati	60 50	119	H	Kansas	60 68
								83	H	Colgate	61 51	124	H	Davidson	58 65
								85	A	Southern Ill.	53 61	128	H	Southeast Mo. St.	76 61
								97	A	Fordham	54 66	129	A	Missouri	58 83
												136	A	George Washington	59 45
												202	A	Northern Ky.	67 42
												207	A	La Salle	77 61
												215	H	Saint Joseph's	63 48
												226	A	George Mason	64 51
												283	A	Indiana St.	55 53
												284	H	St. Bonaventure	72 51
												338	A	SIUE	68 35
LAST 10 Division I															
226	A	George Mason	64 51	64	A	Dayton	47 48								
215	H	Saint Joseph's	63 48	284	H	St. Bonaventure	72 51								
136	A	George Washington	59 45	117	H	VCU	52 65								
101	H	Duquesne	53 50	207	A	La Salle	77 61								
97	A	Fordham	54 66	124	H	Davidson	58 65								

Non-Div I Games:

Saint Louis

Saint Mary's (CA)

Through Games Of Feb. 11, 2020

Average RPI Win:	206	WON-LOST	WINNING	LAST 10	STRENGTH OF	OPP. STRENGTH	TEAM	ADJ.	CONF.	ADJ CONF.
Average RPI Loss:	113	RECORD	PCT. RANK	GAMES	SCHEDULE	OF SCHEDULE	RPI	RPI	RPI	RPI
DIV. I ONLY	11- 13	203	3-7	90	111	155	155	11	11	
DIV. I NON-CONF.	5- 6	187	0	95	140	169	169	11	11	
TOTALS	RPI 1-25	RPI 26-50	W-L RECORDS	RPI 51-100	RPI 101-150	RPI 150+				
11- 13	1- 2	1- 1	OVERALL	0- 2	0- 5	9- 3				
7- 6	1- 1	1- 1	HOME	0- 1	0- 3	5- 0				
3- 7	0- 1	0- 0	AWAY	0- 1	0- 2	3- 3				
1- 0	0- 0	0- 0	NEUTRAL	0- 0	0- 0	1- 0				
5- 6	0- 1	1- 1	NON-CONFERENCE	0- 1	0- 1	4- 2				
4- 2	0- 1	1- 1	HOME	0- 0	0- 0	3- 0				
0- 4	0- 0	0- 0	AWAY	0- 1	0- 1	0- 2				
1- 0	0- 0	0- 0	NEUTRAL	0- 0	0- 0	1- 0				
6- 7	1- 1	0- 0	CONFERENCE	0- 1	0- 4	5- 1				
3- 4	1- 0	0- 0	HOME	0- 1	0- 3	2- 0				
3- 3	0- 1	0- 0	AWAY	0- 0	0- 1	3- 1				
0- 0	0- 0	0- 0	NEUTRAL	0- 0	0- 0	0- 0				

RPI 1-25				RPI 26-50				RPI 51-100				RPI 101+ Team's RPI: 155			
RPI	S	Opponent	Score	RPI	S	Opponent	Score	RPI	S	Opponent	Score	RPI	S	Opponent	Score
11	A	Gonzaga	49 74	30	H	Western Ky.	80 73	52	A	UCF	58 67	105	H	Pacific	66 68
11	H	Gonzaga	70 60	36	H	Marquette	63 77	70	H	BYU	55 65	119	A	Kansas	81 86
13	H	NC State	70 87									120	H	San Diego	54 72
												145	A	Portland	65 78
												145	H	Portland	53 72
												162	H	UC Davis	83 74
												186	A	Pepperdine	64 73
												186	H	Pepperdine	85 78
												203	A	Santa Clara	95 87
												204	A	Wyoming	67 69
												243	A	San Francisco	86 79
												257	A	Nevada	72 78
												272	H	UC Santa Barbara	64 43
												281	A	LMU (CA)	70 61
												281	H	LMU (CA)	86 70
												284	N	St. Bonaventure	72 57
												312	H	Cal Poly	84 67
LAST 10 Division I															
11	H	Gonzaga	70 60	70	H	BYU	55 65								
145	H	Portland	53 72	120	H	San Diego	54 72								
186	A	Pepperdine	64 73	145	A	Portland	65 78								
281	A	LMU (CA)	70 61	11	A	Gonzaga	49 74								
105	H	Pacific	66 68	281	H	LMU (CA)	86 70								

Non-Div I Games:

Saint Mary's (CA)

■ Loss,
 ■ Non-Conf, S Site,
 ■ Home
 ■ Away
 N Neutral

Average RPI Win:	276	WON-LOST	WINNING	LAST 10	STRENGTH OF	OPP. STRENGTH	TEAM	ADJ.	CONF.	ADJ CONF.
Average RPI Loss:	237	RECORD	PCT. RANK	GAMES	SCHEDULE	OF SCHEDULE	RPI	RPI	RPI	RPI
DIV. I ONLY	6- 15	289	2-8	345	326	326	326	24	24	
DIV. I NON-CONF.	3- 6	235	0	345	347	328	328	25	25	
TOTALS	RPI 1-25	RPI 26-50	W-L RECORDS	RPI 51-100	RPI 101-150	RPI 150+				
6- 15	0- 0	0- 0	OVERALL	0- 1	1- 1	5- 13				
3- 5	0- 0	0- 0	HOME	0- 0	1- 1	2- 4				
3- 10	0- 0	0- 0	AWAY	0- 1	0- 0	3- 9				
0- 0	0- 0	0- 0	NEUTRAL	0- 0	0- 0	0- 0				
3- 6	0- 0	0- 0	NON-CONFERENCE	0- 0	0- 1	3- 5				
1- 2	0- 0	0- 0	HOME	0- 0	0- 1	1- 1				
2- 4	0- 0	0- 0	AWAY	0- 0	0- 0	2- 4				
0- 0	0- 0	0- 0	NEUTRAL	0- 0	0- 0	0- 0				
3- 9	0- 0	0- 0	CONFERENCE	0- 1	1- 0	2- 8				
2- 3	0- 0	0- 0	HOME	0- 0	1- 0	1- 3				
1- 6	0- 0	0- 0	AWAY	0- 1	0- 0	1- 5				
0- 0	0- 0	0- 0	NEUTRAL	0- 0	0- 0	0- 0				

RPI 1-25				RPI 26-50				RPI 51-100				RPI 101+				Team's RPI: 326	
RPI	S	Opponent	Score	RPI	S	Opponent	Score	RPI	S	Opponent	Score	RPI	S	Opponent	Score		
								60	A	Marist	76	96	107	H	Rider	67	56
													123	H	Lehigh	71	80
													179	H	Quinnipiac	64	91
													228	A	Fairfield	48	67
													230	A	Manhattan	64	68
													230	H	Manhattan	52	85
													244	A	Iona	59	69
													253	H	Morgan St.	78	77
													255	A	Howard	80	92
													261	A	Delaware St.	66	89
													269	A	Niagara	89	97
													273	A	Monmouth	57	59
													273	H	Monmouth	67	81
													275	H	Siena	87	83
													280	A	Wagner	89	90
													325	H	Fairleigh Dickinson	71	77
													329	A	NJIT	73	76
													337	A	LIU Brooklyn	89	74
													339	A	Canisius	86	68
													342	A	Coppin St.	82	57
LAST 10 Division I																	
				273	A	Monmouth	57	59	269	A	Niagara	89	97				
				107	H	Rider	67	56	244	A	Iona	59	69				
				230	A	Manhattan	64	68	273	H	Monmouth	67	81				
				179	H	Quinnipiac	64	91	228	A	Fairfield	48	67				
				339	A	Canisius	86	68	230	H	Manhattan	52	85				

Non-Div I Games:

Saint Peter's

Loss, Non-Conf, S Site, H Home A Away N Neutral

Average RPI Win:	249	WON-LOST	WINNING	LAST 10	STRENGTH OF	OPP. STRENGTH	TEAM	ADJ.	CONF.	ADJ CONF.
Average RPI Loss:	171	RECORD	PCT. RANK	GAMES	SCHEDULE	OF SCHEDULE	RPI	RPI	RPI	RPI
DIV. I ONLY	12- 7	93	7-3	319	234	170	170	23	23	
DIV. I NON-CONF.	2- 4	235	0	295	113	248	248	22	22	
TOTALS	RPI 1-25	RPI 26-50	W-L RECORDS	RPI 51-100	RPI 101-150	RPI 150+				
12- 7	0- 0	0- 1	OVERALL	0- 0	1- 2	11- 4				
5- 2	0- 0	0- 0	HOME	0- 0	1- 1	4- 1				
7- 5	0- 0	0- 1	AWAY	0- 0	0- 1	7- 3				
0- 0	0- 0	0- 0	NEUTRAL	0- 0	0- 0	0- 0				
2- 4	0- 0	0- 1	NON-CONFERENCE	0- 0	0- 0	2- 3				
1- 0	0- 0	0- 0	HOME	0- 0	0- 0	1- 0				
1- 4	0- 0	0- 1	AWAY	0- 0	0- 0	1- 3				
0- 0	0- 0	0- 0	NEUTRAL	0- 0	0- 0	0- 0				
10- 3	0- 0	0- 0	CONFERENCE	0- 0	1- 2	9- 1				
4- 2	0- 0	0- 0	HOME	0- 0	1- 1	3- 1				
6- 1	0- 0	0- 0	AWAY	0- 0	0- 1	6- 0				
0- 0	0- 0	0- 0	NEUTRAL	0- 0	0- 0	0- 0				

RPI 1-25			RPI 26-50			RPI 51-100			RPI 101+ Team's RPI: 170		
RPI	S	Opponent	Score	RPI	S	Opponent	Score	RPI	S	Opponent	Score
				45	A	Oklahoma	71 95				
								106	H	SFA	63 55
								110	H	Abilene Christian	73 81
								116	A	A&M-Corpus Christi	54 57
								157	A	Texas Tech	57 99
								165	H	Louisiana	77 73
								169	A	New Orleans	78 46
								208	A	Oral Roberts	41 64
								216	A	Central Ark.	72 54
								223	A	Southeastern La.	84 69
								229	H	Lamar University	68 47
								278	A	Ole Miss	69 75
								285	H	Incarinate Word	74 77
								295	A	Nicholls St.	80 77
								295	H	Nicholls St.	87 71
								298	A	UTSA	81 77
								323	A	Houston Baptist	97 69
								332	A	Northwestern St.	79 69
								335	H	McNeese	92 59
LAST 10 Division I											
295	A	Nicholls St.	80 77	323	A	Houston Baptist	97 69				
285	H	Incarinate Word	74 77	229	H	Lamar University	68 47				
106	H	SFA	63 55	216	A	Central Ark.	72 54				
116	A	A&M-Corpus Christi	54 57	223	A	Southeastern La.	84 69				
110	H	Abilene Christian	73 81	295	H	Nicholls St.	87 71				

Non-Div I Games: Jarvis Christian 114 46 Howard Payne 91 49 Wiley 102 52

Sam Houston St.

Average RPI Win: 260	WON-LOST	WINNING	LAST 10	STRENGTH OF	OPP. STRENGTH	TEAM	ADJ.	CONF.	ADJ CONF.
Average RPI Loss: 122	RECORD	PCT. RANK	GAMES	SCHEDULE	OF SCHEDULE	RPI	RPI	RPI	RPI
DIV. I ONLY	10- 13	220	7-3	129	276	174	174	26	26
DIV. I NON-CONF.	4- 10	259	1-0	55	240	150	150	21	21
TOTALS	RPI 1-25	RPI 26-50	W-L RECORDS	RPI 51-100	RPI 101-150	RPI 150+			
10- 13	0- 1	0- 2	OVERALL	0- 3	0- 2	10- 5			
3- 5	0- 0	0- 1	HOME	0- 1	0- 0	3- 3			
6- 8	0- 1	0- 1	AWAY	0- 2	0- 2	6- 2			
1- 0	0- 0	0- 0	NEUTRAL	0- 0	0- 0	1- 0			
4- 10	0- 1	0- 2	NON-CONFERENCE	0- 3	0- 2	4- 2			
0- 3	0- 0	0- 1	HOME	0- 1	0- 0	0- 1			
3- 7	0- 1	0- 1	AWAY	0- 2	0- 2	3- 1			
1- 0	0- 0	0- 0	NEUTRAL	0- 0	0- 0	1- 0			
6- 3	0- 0	0- 0	CONFERENCE	0- 0	0- 0	6- 3			
3- 2	0- 0	0- 0	HOME	0- 0	0- 0	3- 2			
3- 1	0- 0	0- 0	AWAY	0- 0	0- 0	3- 1			
0- 0	0- 0	0- 0	NEUTRAL	0- 0	0- 0	0- 0			

RPI 1-25				RPI 26-50				RPI 51-100				RPI 101+ Team's RPI: 174			
RPI	S	Opponent	Score	RPI	S	Opponent	Score	RPI	S	Opponent	Score	RPI	S	Opponent	Score
23	A	Florida St.	59 88	27	A	Kentucky	49 79	58	H	Troy	65 74	115	A	UAB	69 76
				30	H	Western Ky.	84 88	69	A	UT Martin	75 80	133	A	Florida	48 84
								97	A	Fordham	37 68	151	A	UNC Greensboro	56 42
												154	A	North Ala.	79 63
												163	H	Tennessee Tech	57 72
												191	A	Furman	69 77
												191	H	Furman	59 72
												227	A	Kennesaw St.	55 60
												232	H	Chattanooga	60 46
												241	A	Murray St.	84 56
												265	A	Wofford	74 58
												265	H	Wofford	63 69
												268	H	ETSU	68 34
												316	N	Hofstra	65 45
												317	H	Mercer	72 64
												322	A	Alabama St.	83 48
												336	A	Western Caro.	62 50
LAST 10 Division I															
265	H	Wofford	63 69	232	H	Chattanooga	60 46								
191	H	Furman	59 72	317	H	Mercer	72 64								
151	A	UNC Greensboro	56 42	191	A	Furman	69 77								
336	A	Western Caro.	62 50	265	A	Wofford	74 58								
268	H	ETSU	68 34	316	N	Hofstra	65 45								

Non-Div I Games: Montevallo 81 60

Samford

■ Loss,
 ■ Non-Conf,
 ■ S Site,
 ■ Home
 ■ A Away
 N Neutral

Average RPI Win:	205	WON-LOST	WINNING	LAST 10	STRENGTH OF	OPP. STRENGTH	TEAM	ADJ.	CONF.	ADJ CONF.
Average RPI Loss:	120	RECORD	PCT. RANK	GAMES	SCHEDULE	OF SCHEDULE	RPI	RPI	RPI	RPI
DIV. I ONLY	13- 9	112	7-3	118	146	120	120	11	11	
DIV. I NON-CONF.	5- 5	164	0	234	309	241	241	11	11	
TOTALS	RPI 1-25	RPI 26-50	W-L RECORDS	RPI 51-100	RPI 101-150	RPI 150+				
13- 9	0- 2	0- 0	OVERALL	1- 1	3- 2	9- 4				
7- 5	0- 1	0- 0	HOME	1- 0	1- 2	5- 2				
6- 4	0- 1	0- 0	AWAY	0- 1	2- 0	4- 2				
0- 0	0- 0	0- 0	NEUTRAL	0- 0	0- 0	0- 0				
5- 5	0- 0	0- 0	NON-CONFERENCE	0- 0	0- 2	5- 3				
3- 4	0- 0	0- 0	HOME	0- 0	0- 2	3- 2				
2- 1	0- 0	0- 0	AWAY	0- 0	0- 0	2- 1				
0- 0	0- 0	0- 0	NEUTRAL	0- 0	0- 0	0- 0				
8- 4	0- 2	0- 0	CONFERENCE	1- 1	3- 0	4- 1				
4- 1	0- 1	0- 0	HOME	1- 0	1- 0	2- 0				
4- 3	0- 1	0- 0	AWAY	0- 1	2- 0	2- 1				
0- 0	0- 0	0- 0	NEUTRAL	0- 0	0- 0	0- 0				

RPI 1-25				RPI 26-50				RPI 51-100				RPI 101+ Team's RPI: 120			
RPI	S	Opponent	Score	RPI	S	Opponent	Score	RPI	S	Opponent	Score	RPI	S	Opponent	Score
11	A	Gonzaga	46 57					70	A	BYU	36 52	105	A	Pacific	66 64
11	H	Gonzaga	42 57					70	H	BYU	51 45	122	H	Idaho	32 65
												135	H	Washington	47 65
												145	A	Portland	62 58
												145	H	Portland	74 55
												153	A	San Jose St.	82 88
												155	A	Saint Mary's (CA)	72 54
												157	H	Texas Tech	60 64
												183	H	Towson	81 67
												186	A	Pepperdine	57 73
												203	H	Santa Clara	50 47
												233	H	Cal St. Fullerton	67 72
												243	H	San Francisco	54 50
												258	A	San Diego St.	70 47
												273	H	Monmouth	57 49
												281	A	LMU (CA)	67 59
												288	H	CSUN	59 40
												311	A	Air Force	70 59
LAST 10 Division I															
70	H	BYU	51 45	105	A	Pacific	66 64								
145	A	Portland	62 58	155	A	Saint Mary's (CA)	72 54								
11	A	Gonzaga	46 57	70	A	BYU	36 52								
243	H	San Francisco	54 50	11	H	Gonzaga	42 57								
203	H	Santa Clara	50 47	145	H	Portland	74 55								

Non-Div I Games: Biola 81 28

San Diego

Average RPI Win:	239	WON-LOST	WINNING	LAST 10	STRENGTH OF	OPP. STRENGTH	TEAM	ADJ.	CONF.	ADJ CONF.
Average RPI Loss:	191	RECORD	PCT. RANK	GAMES	SCHEDULE	OF SCHEDULE	RPI	RPI	RPI	RPI
DIV. I ONLY	10- 14	228	5-5	222	274	258	258	17	17	
DIV. I NON-CONF.	4- 7	225	0	270	322	294	294	23	23	
TOTALS	RPI 1-25	RPI 26-50	W-L RECORDS	RPI 51-100	RPI 101-150	RPI 150+				
10- 14	0- 0	0- 0	OVERALL	0- 2	0- 3	10- 9				
7- 7	0- 0	0- 0	HOME	0- 1	0- 2	7- 4				
3- 7	0- 0	0- 0	AWAY	0- 1	0- 1	3- 5				
0- 0	0- 0	0- 0	NEUTRAL	0- 0	0- 0	0- 0				
4- 7	0- 0	0- 0	NON-CONFERENCE	0- 0	0- 2	4- 5				
2- 5	0- 0	0- 0	HOME	0- 0	0- 2	2- 3				
2- 2	0- 0	0- 0	AWAY	0- 0	0- 0	2- 2				
0- 0	0- 0	0- 0	NEUTRAL	0- 0	0- 0	0- 0				
6- 7	0- 0	0- 0	CONFERENCE	0- 2	0- 1	6- 4				
5- 2	0- 0	0- 0	HOME	0- 1	0- 0	5- 1				
1- 5	0- 0	0- 0	AWAY	0- 1	0- 1	1- 3				
0- 0	0- 0	0- 0	NEUTRAL	0- 0	0- 0	0- 0				

RPI S	Opponent	Score	RPI S	Opponent	Score	RPI S	Opponent	Score	RPI S	Opponent	Score	Team's RPI: 258
						59	A Fresno St.	54 79	120	H San Diego	47 70	
						59	H Fresno St.	60 65	126	A Boise St.	72 86	
									140	H California	48 74	
									153	A San Jose St.	67 84	
									177	H UNLV	48 39	
									178	A Hawaii	58 61	
									183	H Towson	80 72	
									196	H New Mexico	75 74	
									204	A Wyoming	67 81	
									204	H Wyoming	67 60	
									233	H Cal St. Fullerton	55 45	
									239	H Arkansas St.	62 71	
									257	A Nevada	69 70	
									267	H Colorado St.	59 49	
									271	H Alabama A&M	53 61	
									272	A UC Santa Barbara	52 64	
									277	A Utah St.	59 51	
									277	H Utah St.	66 62	
									285	A Incarnate Word	57 48	
									288	H CSUN	69 74	
									290	A California Baptist	80 68	
									311	H Air Force	49 51	
LAST 10 Division I												
			311	H Air Force	49 51	257	A Nevada	69 70				
			277	A Utah St.	59 51	59	H Fresno St.	60 65				
			196	H New Mexico	75 74	126	A Boise St.	72 86				
			177	H UNLV	48 39	204	H Wyoming	67 60				
			204	A Wyoming	67 81	277	H Utah St.	66 62				

Non-Div I Games: Westcliff 77 56

San Diego St.

San Francisco

Through Games Of Feb. 11, 2020

Average RPI Win:	249	WON-LOST	WINNING	LAST 10	STRENGTH OF	OPP. STRENGTH	TEAM	ADJ.	CONF.	ADJ CONF.
Average RPI Loss:	127	RECORD	PCT. RANK	GAMES	SCHEDULE	OF SCHEDULE	RPI	RPI	RPI	RPI
DIV. I ONLY	9- 15	251	2-8	177	135	243	243	11	11	
DIV. I NON-CONF.	7- 5	131	0	145	219	133	133	11	11	
TOTALS	RPI 1-25	RPI 26-50	W-L RECORDS	RPI 51-100	RPI 101-150	RPI 150+				
9- 15	0- 3	0- 0	OVERALL	0- 1	0- 5	9- 6				
4- 8	0- 2	0- 0	HOME	0- 0	0- 3	4- 3				
2- 6	0- 0	0- 0	AWAY	0- 1	0- 2	2- 3				
3- 1	0- 1	0- 0	NEUTRAL	0- 0	0- 0	3- 0				
7- 5	0- 2	0- 0	NON-CONFERENCE	0- 0	0- 2	7- 1				
3- 2	0- 1	0- 0	HOME	0- 0	0- 1	3- 0				
1- 2	0- 0	0- 0	AWAY	0- 0	0- 1	1- 1				
3- 1	0- 1	0- 0	NEUTRAL	0- 0	0- 0	3- 0				
2- 10	0- 1	0- 0	CONFERENCE	0- 1	0- 3	2- 5				
1- 6	0- 1	0- 0	HOME	0- 0	0- 2	1- 3				
1- 4	0- 0	0- 0	AWAY	0- 1	0- 1	1- 2				
0- 0	0- 0	0- 0	NEUTRAL	0- 0	0- 0	0- 0				

RPI 1-25				RPI 26-50				RPI 51-100				RPI 101+ Team's RPI: 243			
RPI	S	Opponent	Score	RPI	S	Opponent	Score	RPI	S	Opponent	Score	RPI	S	Opponent	Score
9	N	Mississippi St.	38 73					70	A	BYU	44 57	105	H	Pacific	61 84
10	H	Stanford	71 97									120	A	San Diego	50 54
11	H	Gonzaga	46 69									122	H	Idaho	60 66
												135	A	Washington	54 73
												145	H	Portland	66 73
												155	H	Saint Mary's (CA)	79 86
												158	N	Houston	80 57
												162	A	UC Davis	67 79
												186	A	Pepperdine	70 82
												186	H	Pepperdine	64 70
												203	A	Santa Clara	72 66
												203	H	Santa Clara	72 80
												213	A	Northern Colo.	90 83
												233	H	Cal St. Fullerton	71 63
												250	N	Bowling Green	64 56
												281	A	LMU (CA)	69 76
												281	H	LMU (CA)	70 68
												288	H	CSUN	79 61
												303	N	UC Irvine	68 61
												309	H	Sacramento St.	87 82
LAST 10 Division I															
281	H	LMU (CA)	70 68	11	H	Gonzaga	46 69								
186	H	Pepperdine	64 70	145	H	Portland	66 73								
203	A	Santa Clara	72 66	186	A	Pepperdine	70 82								
120	A	San Diego	50 54	281	A	LMU (CA)	69 76								
70	A	BYU	44 57	203	H	Santa Clara	72 80								

Non-Div I Games:

San Francisco

■ Loss,
 ■ Non-Conf,
 ■ S Site,
 ■ Home
 ■ A Away
 N Neutral

Average RPI Win:	227	WON-LOST	WINNING	LAST 10	STRENGTH OF	OPP. STRENGTH	TEAM	ADJ.	CONF.	ADJ CONF.
Average RPI Loss:	188	RECORD	PCT. RANK	GAMES	SCHEDULE	OF SCHEDULE	RPI	RPI	RPI	RPI
DIV. I ONLY	14- 8	89	7-3	261	219	153	153	17	17	
DIV. I NON-CONF.	5- 5	164	0	307	211	244	244	23	23	
TOTALS	RPI 1-25	RPI 26-50	W-L RECORDS	RPI 51-100	RPI 101-150	RPI 150+				
14- 8	0- 0	0- 0	OVERALL	0- 2	3- 0	11- 6				
8- 2	0- 0	0- 0	HOME	0- 1	3- 0	5- 1				
6- 4	0- 0	0- 0	AWAY	0- 0	0- 0	6- 4				
0- 2	0- 0	0- 0	NEUTRAL	0- 1	0- 0	0- 1				
5- 5	0- 0	0- 0	NON-CONFERENCE	0- 1	2- 0	3- 4				
4- 0	0- 0	0- 0	HOME	0- 0	2- 0	2- 0				
1- 3	0- 0	0- 0	AWAY	0- 0	0- 0	1- 3				
0- 2	0- 0	0- 0	NEUTRAL	0- 1	0- 0	0- 1				
9- 3	0- 0	0- 0	CONFERENCE	0- 1	1- 0	8- 2				
4- 2	0- 0	0- 0	HOME	0- 1	1- 0	3- 1				
5- 1	0- 0	0- 0	AWAY	0- 0	0- 0	5- 1				
0- 0	0- 0	0- 0	NEUTRAL	0- 0	0- 0	0- 0				

RPI 1-25			RPI 26-50			RPI 51-100			RPI 101+			Team's RPI: 153
RPI	S	Opponent	Score	RPI	S	Opponent	Score	RPI	S	Opponent	Score	
						59 H Fresno St.	76 85	109 H Buffalo			95 88	
						70 N BYU	56 75	120 H San Diego			88 82	
								126 H Boise St.			74 61	
								177 H UNLV			62 60	
								185 N Northern Ariz.			64 67	
								196 A New Mexico			81 80	
								196 H New Mexico			89 85	
								203 A Santa Clara			81 89	
								204 A Wyoming			45 80	
								220 A CSU Bakersfield			71 75	
								257 A Nevada			72 70	
								257 H Nevada			76 80	
								258 H San Diego St.			84 67	
								267 A Colorado St.			58 53	
								272 A UC Santa Barbara			73 70	
								277 A Utah St.			76 61	
								303 A UC Irvine			77 79	
								307 H Eastern Wash.			84 66	
								309 H Sacramento St.			73 67	
								311 A Air Force			68 60	
LAST 10 Division I												
						257 H Nevada	76 80	177 H UNLV			62 60	
						204 A Wyoming	45 80	267 A Colorado St.			58 53	
						126 H Boise St.	74 61	257 A Nevada			72 70	
						311 A Air Force	68 60	59 H Fresno St.			76 85	
						196 H New Mexico	89 85	196 A New Mexico			81 80	

Non-Div I Games: La Verne 128 62

San Jose St.

Santa Clara

Through Games Of Feb. 11, 2020

Average RPI Win: 183	WON-LOST	WINNING	LAST 10	STRENGTH OF	OPP. STRENGTH	TEAM	ADJ.	CONF.	ADJ CONF.
Average RPI Loss: 144	RECORD	PCT. RANK	GAMES	SCHEDULE	OF SCHEDULE	RPI	RPI	RPI	RPI
DIV. I ONLY	8- 14	255	2-8	110	128	203	203	11	11
DIV. I NON-CONF.	5- 5	164	0	56	166	91	91	11	11
TOTALS	RPI 1-25	RPI 26-50	W-L RECORDS	RPI 51-100	RPI 101-150	RPI 150+			
8- 14	0- 3	0- 0	OVERALL	1- 1	1- 3	6- 7			
4- 6	0- 1	0- 0	HOME	1- 0	1- 1	2- 4			
3- 7	0- 2	0- 0	AWAY	0- 1	0- 2	3- 2			
1- 1	0- 0	0- 0	NEUTRAL	0- 0	0- 0	1- 1			
5- 5	0- 2	0- 0	NON-CONFERENCE	1- 0	0- 1	4- 2			
2- 1	0- 0	0- 0	HOME	1- 0	0- 0	1- 1			
2- 3	0- 2	0- 0	AWAY	0- 0	0- 1	2- 0			
1- 1	0- 0	0- 0	NEUTRAL	0- 0	0- 0	1- 1			
3- 9	0- 1	0- 0	CONFERENCE	0- 1	1- 2	2- 5			
2- 5	0- 1	0- 0	HOME	0- 0	1- 1	1- 3			
1- 4	0- 0	0- 0	AWAY	0- 1	0- 1	1- 2			
0- 0	0- 0	0- 0	NEUTRAL	0- 0	0- 0	0- 0			

RPI 1-25				RPI 26-50				RPI 51-100				RPI 101+ Team's RPI: 203			
RPI	S	Opponent	Score	RPI	S	Opponent	Score	RPI	S	Opponent	Score	RPI	S	Opponent	Score
4	A	Missouri St.	64 71					59	H	Fresno St.	90 66	105	H	Pacific	75 65
11	H	Gonzaga	52 67					70	A	BYU	48 71	120	A	San Diego	47 50
21	A	Arizona	52 65									140	A	California	65 69
												145	H	Portland	77 80
												153	H	San Jose St.	89 81
												155	H	Saint Mary's (CA)	87 95
												162	A	UC Davis	62 61
												175	N	Montana	68 58
												186	A	Pepperdine	71 79
												186	H	Pepperdine	61 79
												187	N	Delaware	80 81
												243	A	San Francisco	80 72
												243	H	San Francisco	66 72
												266	H	Long Beach St.	46 54
												281	A	LMU (CA)	59 75
												281	H	LMU (CA)	76 60
												288	A	CSUN	76 55
LAST 10 Division I															
186	H	Pepperdine	61 79	145	H	Portland	77 80								
281	H	LMU (CA)	76 60	11	H	Gonzaga	52 67								
243	H	San Francisco	66 72	281	A	LMU (CA)	59 75								
70	A	BYU	48 71	186	A	Pepperdine	71 79								
120	A	San Diego	47 50	243	A	San Francisco	80 72								

Non-Div I Games: UC Santa Cruz 109 51

Santa Clara

Loss, Non-Conf, S Site, H Home A Away N Neutral

Average RPI Win:	296	WON-LOST	WINNING	LAST 10	STRENGTH OF	OPP. STRENGTH	TEAM	ADJ.	CONF.	ADJ CONF.
Average RPI Loss:	221	RECORD	PCT. RANK	GAMES	SCHEDULE	OF SCHEDULE	RPI	RPI	RPI	RPI
DIV. I ONLY	7- 12	252	4-6	326	341	310	310	31	31	
DIV. I NON-CONF.	3- 7	252	0-1	258	316	295	295	32	32	
TOTALS	RPI 1-25	RPI 26-50	W-L RECORDS	RPI 51-100	RPI 101-150	RPI 150+				
7- 12	0- 0	0- 0	OVERALL	0- 1	0- 2	7- 9				
5- 4	0- 0	0- 0	HOME	0- 1	0- 1	5- 2				
2- 8	0- 0	0- 0	AWAY	0- 0	0- 1	2- 7				
0- 0	0- 0	0- 0	NEUTRAL	0- 0	0- 0	0- 0				
3- 7	0- 0	0- 0	NON-CONFERENCE	0- 1	0- 2	3- 4				
2- 2	0- 0	0- 0	HOME	0- 1	0- 1	2- 0				
1- 5	0- 0	0- 0	AWAY	0- 0	0- 1	1- 4				
0- 0	0- 0	0- 0	NEUTRAL	0- 0	0- 0	0- 0				
4- 5	0- 0	0- 0	CONFERENCE	0- 0	0- 0	4- 5				
3- 2	0- 0	0- 0	HOME	0- 0	0- 0	3- 2				
1- 3	0- 0	0- 0	AWAY	0- 0	0- 0	1- 3				
0- 0	0- 0	0- 0	NEUTRAL	0- 0	0- 0	0- 0				

RPI 1-25			RPI 26-50			RPI 51-100			RPI 101+ Team's RPI: 310		
RPI	S	Opponent	Score	RPI	S	Opponent	Score	RPI	S	Opponent	Score
						91 H Montana St.	65 73	122 H Idaho		84 90	
								135 A Washington		46 78	
								185 A Northern Ariz.		80 88	
								199 A Idaho St.		48 73	
								220 H CSU Bakersfield		63 57	
								222 H UMKC		65 76	
								233 A Cal St. Fullerton		63 81	
								238 H Grand Canyon		48 56	
								266 H Long Beach St.		66 54	
								277 A Utah St.		63 70	
								290 A California Baptist		83 49	
								306 A UTRGV		81 85	
								309 H Sacramento St.		88 84	
								312 A Cal Poly		72 49	
								321 A New Mexico St.		65 83	
								324 A Utah Valley		58 70	
								324 H Utah Valley		82 80	
								350 H Chicago St.		80 51	
LAST 10 Division I											
324 H		Utah Valley	82 80	306 A		UTRGV	81 85				
290 A		California Baptist	83 49	324 A		Utah Valley	58 70				
220 H		CSU Bakersfield	63 57	350 H		Chicago St.	80 51				
238 H		Grand Canyon	48 56	222 H		UMKC	65 76				
321 A		New Mexico St.	65 83	233 A		Cal St. Fullerton	63 81				

Non-Div I Games: Warner Pacific 89 47 Saint Martin's 91 81 Central Wash. 75 65

Seattle U

Loss, Non-Conf, S Site, H Home A Away N Neutral

Average RPI Win: 168	WON-LOST	WINNING	LAST 10	STRENGTH OF	OPP. STRENGTH	TEAM	ADJ.	CONF.	ADJ CONF.
Average RPI Loss: 52	RECORD	PCT. RANK	GAMES	SCHEDULE	OF SCHEDULE	RPI	RPI	RPI	RPI
DIV. I ONLY	15- 9	94	6-4	48	73	68	68	6	6
DIV. I NON-CONF.	7- 4	100	0	58	133	79	79	6	6
TOTALS	RPI 1-25	RPI 26-50	W-L RECORDS	RPI 51-100	RPI 101-150	RPI 150+			
15- 9	0- 4	2- 1	OVERALL	2- 3	3- 1	8- 0			
8- 5	0- 3	2- 0	HOME	0- 2	2- 0	4- 0			
5- 3	0- 1	0- 1	AWAY	2- 0	0- 1	3- 0			
2- 1	0- 0	0- 0	NEUTRAL	0- 1	1- 0	1- 0			
7- 4	0- 2	0- 0	NON-CONFERENCE	0- 1	2- 1	5- 0			
4- 2	0- 2	0- 0	HOME	0- 0	1- 0	3- 0			
1- 1	0- 0	0- 0	AWAY	0- 0	0- 1	1- 0			
2- 1	0- 0	0- 0	NEUTRAL	0- 1	1- 0	1- 0			
8- 5	0- 2	2- 1	CONFERENCE	2- 2	1- 0	3- 0			
4- 3	0- 1	2- 0	HOME	0- 2	1- 0	1- 0			
4- 2	0- 1	0- 1	AWAY	2- 0	0- 0	2- 0			
0- 0	0- 0	0- 0	NEUTRAL	0- 0	0- 0	0- 0			

RPI 1-25				RPI 26-50				RPI 51-100 Team's RPI: 68				RPI 101+			
RPI	S	Opponent	Score	RPI	S	Opponent	Score	RPI	S	Opponent	Score	RPI	S	Opponent	Score
6	H	UConn	78 92	35	H	Creighton	82 70	61	H	St. John's (NY)	66 82	108	N	Vanderbilt	69 65
19	A	DePaul	68 85	36	A	Marquette	60 81	88	N	Georgia Tech	54 79	117	H	VCU	53 33
19	H	DePaul	76 86	36	H	Marquette	72 60	94	A	Butler	67 62	123	A	Lehigh	68 75
20	H	Princeton	76 78					95	A	Villanova	65 63	141	H	Providence	97 55
								95	H	Villanova	55 61	159	H	Lafayette	74 50
												215	N	Saint Joseph's	55 39
												228	H	Fairfield	74 44
												242	A	Georgetown	61 47
												242	H	Georgetown	79 60
												244	A	Iona	89 37
												264	A	Xavier	83 61
												301	H	Sacred Heart	95 69
LAST 10 Division I															
19	H	DePaul	76 86	141	H	Providence	97 55								
36	H	Marquette	72 60	35	H	Creighton	82 70								
95	A	Villanova	65 63	36	A	Marquette	60 81								
242	A	Georgetown	61 47	19	A	DePaul	68 85								
61	H	St. John's (NY)	66 82	242	H	Georgetown	79 60								

Non-Div I Games:

Seton Hall

■ Loss,
■ Non-Conf,
■ S Site,
■ H Home
■ A Away
N Neutral

Average RPI Win: 280	WON-LOST	WINNING	LAST 10	STRENGTH OF	OPP. STRENGTH	TEAM	ADJ.	CONF.	ADJ CONF.
Average RPI Loss: 189	RECORD	PCT. RANK	GAMES	SCHEDULE	OF SCHEDULE	RPI	RPI	RPI	RPI
DIV. I ONLY	8- 13	243	6-4	260	335	275	275	24	24
DIV. I NON-CONF.	2- 7	288	0	115	344	286	286	25	25
TOTALS	RPI 1-25	RPI 26-50	W-L RECORDS	RPI 51-100	RPI 101-150	RPI 150+			
8- 13	0- 0	0- 0	OVERALL	0- 3	0- 2	8- 8			
5- 4	0- 0	0- 0	HOME	0- 0	0- 0	5- 4			
3- 9	0- 0	0- 0	AWAY	0- 3	0- 2	3- 4			
0- 0	0- 0	0- 0	NEUTRAL	0- 0	0- 0	0- 0			
2- 7	0- 0	0- 0	NON-CONFERENCE	0- 3	0- 1	2- 3			
2- 1	0- 0	0- 0	HOME	0- 0	0- 0	2- 1			
0- 6	0- 0	0- 0	AWAY	0- 3	0- 1	0- 2			
0- 0	0- 0	0- 0	NEUTRAL	0- 0	0- 0	0- 0			
6- 6	0- 0	0- 0	CONFERENCE	0- 0	0- 1	6- 5			
3- 3	0- 0	0- 0	HOME	0- 0	0- 0	3- 3			
3- 3	0- 0	0- 0	AWAY	0- 0	0- 1	3- 2			
0- 0	0- 0	0- 0	NEUTRAL	0- 0	0- 0	0- 0			

RPI 1-25			RPI 26-50			RPI 51-100			RPI 101+			Team's RPI: 275
RPI	S	Opponent	Score	RPI	S	Opponent	Score	RPI	S	Opponent	Score	
						83 Colgate	51 88	107 Rider			66 70	
						87 Penn	44 92	149 Massachusetts			55 61	
						100 Harvard	51 68	179 Quinnipiac			68 60	
								179 Quinnipiac			52 66	
								180 Fla. Atlantic			39 83	
								193 Binghamton			62 89	
								228 Fairfield			35 65	
								230 Manhattan			59 49	
								230 Manhattan			50 80	
								269 Niagara			61 68	
								269 Niagara			59 54	
								273 Monmouth			51 39	
								301 Sacred Heart			68 57	
								308 Albany (NY)			52 46	
								325 Fairleigh Dickinson			58 67	
								326 Saint Peter's			83 87	
								339 Canisius			68 63	
								339 Canisius			72 43	
LAST 10 Division I												
179 Quinnipiac			68 60	107 Rider			66 70					
230 Manhattan			59 49	230 Manhattan			50 80					
339 Canisius			72 43	339 Canisius			68 63					
269 Niagara			59 54	269 Niagara			61 68					
273 Monmouth			51 39	326 Saint Peter's			83 87					

Non-Div I Games:

Siena

South Alabama

Through Games Of Feb. 11, 2020

Average RPI Win:	262	WON-LOST	WINNING	LAST 10	STRENGTH OF	OPP. STRENGTH	TEAM	ADJ.	CONF.	ADJ CONF.
Average RPI Loss:	132	RECORD	PCT. RANK	GAMES	SCHEDULE	OF SCHEDULE	RPI	RPI	RPI	RPI
DIV. I ONLY	10- 11	194	6-4	246	201	235	235	21	21	
DIV. I NON-CONF.	3- 7	252	0	232	91	281	281	19	19	
TOTALS	RPI 1-25	RPI 26-50	W-L RECORDS	RPI 51-100	RPI 101-150	RPI 150+				
10- 11	0- 0	0- 1	OVERALL	0- 3	2- 3	8- 4				
6- 6	0- 0	0- 1	HOME	0- 2	1- 2	5- 1				
4- 5	0- 0	0- 0	AWAY	0- 1	1- 1	3- 3				
0- 0	0- 0	0- 0	NEUTRAL	0- 0	0- 0	0- 0				
3- 7	0- 0	0- 1	NON-CONFERENCE	0- 1	2- 2	1- 3				
2- 4	0- 0	0- 1	HOME	0- 1	1- 1	1- 1				
1- 3	0- 0	0- 0	AWAY	0- 0	1- 1	0- 2				
0- 0	0- 0	0- 0	NEUTRAL	0- 0	0- 0	0- 0				
7- 4	0- 0	0- 0	CONFERENCE	0- 2	0- 1	7- 1				
4- 2	0- 0	0- 0	HOME	0- 1	0- 1	4- 0				
3- 2	0- 0	0- 0	AWAY	0- 1	0- 0	3- 1				
0- 0	0- 0	0- 0	NEUTRAL	0- 0	0- 0	0- 0				

RPI S	Opponent	Score	RPI S	Opponent	Score	RPI S	Opponent	Score	RPI S	Opponent	Score	Team's RPI: 235
47	H Rutgers	56 77	58	A Troy	68 85	115	A UAB	61 77				
			65	H Alabama	62 74	116	H A&M-Corpus Christi	83 82				
			99	H Coastal Caro.	62 71	121	H UT Arlington	45 68				
						125	H Auburn	62 82				
						144	A Tulane	62 53				
						165	A Louisiana	68 73				
						165	H Louisiana	78 63				
						167	H Miami (OH)	73 76				
						221	A Southern Miss.	55 62				
						249	H Appalachian St.	81 66				
						268	A ETSU	60 65				
						294	H Texas St.	78 76				
						299	A Ga. Southern	71 65				
						315	A Georgia St.	81 64				
						340	H Tennessee St.	70 48				
						347	A La.-Monroe	73 39				
						347	H La.-Monroe	72 63				
LAST 10 Division I												
347	A La.-Monroe	73 39	299	A Ga. Southern	71 65							
165	H Louisiana	78 63	315	A Georgia St.	81 64							
58	A Troy	68 85	347	H La.-Monroe	72 63							
294	H Texas St.	78 76	165	A Louisiana	68 73							
121	H UT Arlington	45 68	99	H Coastal Caro.	62 71							

Non-Div I Games: William Carey 68 52 Mobile 103 59

South Alabama

Loss, Non-Conf, S Site, H Home A Away N Neutral

South Carolina

Through Games Of Feb. 11, 2020

Average RPI Win:	99	WON-LOST	WINNING	LAST 10	STRENGTH OF	OPP. STRENGTH	TEAM	ADJ.	CONF.	ADJ CONF.
Average RPI Loss:	15	RECORD	PCT. RANK	GAMES	SCHEDULE	OF SCHEDULE	RPI	RPI	RPI	RPI
DIV. I ONLY	23- 1	1	10-0	11	8	1	1	4	4	
DIV. I NON-CONF.	13- 1	9	1-0	22	5	4	4	5	5	
TOTALS	RPI 1-25	RPI 26-50	W-L RECORDS	RPI 51-100	RPI 101-150	RPI 150+				
23- 1	4- 1	7- 0	OVERALL	5- 0	2- 0	5- 0				
11- 0	2- 0	6- 0	HOME	0- 0	0- 0	3- 0				
10- 0	1- 0	1- 0	AWAY	4- 0	2- 0	2- 0				
2- 1	1- 1	0- 0	NEUTRAL	1- 0	0- 0	0- 0				
13- 1	3- 1	3- 0	NON-CONFERENCE	3- 0	0- 0	4- 0				
7- 0	1- 0	3- 0	HOME	0- 0	0- 0	3- 0				
4- 0	1- 0	0- 0	AWAY	2- 0	0- 0	1- 0				
2- 1	1- 1	0- 0	NEUTRAL	1- 0	0- 0	0- 0				
10- 0	1- 0	4- 0	CONFERENCE	2- 0	2- 0	1- 0				
4- 0	1- 0	3- 0	HOME	0- 0	0- 0	0- 0				
6- 0	0- 0	1- 0	AWAY	2- 0	2- 0	1- 0				
0- 0	0- 0	0- 0	NEUTRAL	0- 0	0- 0	0- 0				

RPI	S	Opponent	Score	RPI	S	Opponent	Score	RPI	S	Opponent	Score	RPI	S	Opponent	Score
3	A	Maryland	63 54	27	H	Kentucky	99 72	64	A	Dayton	75 49	108	A	Vanderbilt	93 57
6	H	UConn	70 52	37	H	Duke	89 46	65	A	Alabama	93 78	129	A	Missouri	78 45
8	N	Baylor	74 59	38	A	Arkansas	86 65	73	A	Temple	78 71	197	A	Clemson	84 48
9	H	Mississippi St.	81 79	38	H	Arkansas	91 82	82	A	Georgia	88 53	249	H	Appalachian St.	92 50
15	N	Indiana	57 71	39	H	Purdue	85 49	93	N	Washington St.	68 53	278	A	Ole Miss	87 32
				41	H	South Dakota	73 60					322	H	Alabama St.	103 43
				48	H	Tennessee	69 48					333	H	USC Upstate	112 32
LAST 10 Division I															
		6	H	UConn	70 52			9	H	Mississippi St.	81 79				
		38	A	Arkansas	86 65			129	A	Missouri	78 45				
		48	H	Tennessee	69 48			108	A	Vanderbilt	93 57				
		278	A	Ole Miss	87 32			38	H	Arkansas	91 82				
		82	A	Georgia	88 53			65	A	Alabama	93 78				

Non-Div I Games:

South Carolina

Loss, Non-Conf, S Site, H Home A Away N Neutral

Average RPI Win:	335	WON-LOST	WINNING	LAST 10	STRENGTH OF	OPP. STRENGTH	TEAM	ADJ.	CONF.	ADJ CONF.
Average RPI Loss:	237	RECORD	PCT. RANK	GAMES	SCHEDULE	OF SCHEDULE	RPI	RPI	RPI	RPI
DIV. I ONLY	3- 20	336	2-8	341	349	348	348	29	29	
DIV. I NON-CONF.	1- 12	335	0	322	346	347	347	29	29	
TOTALS	RPI 1-25	RPI 26-50	W-L RECORDS	RPI 51-100	RPI 101-150	RPI 150+				
3- 20	0- 0	0- 0	OVERALL	0- 1	0- 2	3- 17				
1- 8	0- 0	0- 0	HOME	0- 0	0- 1	1- 7				
2- 11	0- 0	0- 0	AWAY	0- 1	0- 1	2- 9				
0- 1	0- 0	0- 0	NEUTRAL	0- 0	0- 0	0- 1				
1- 12	0- 0	0- 0	NON-CONFERENCE	0- 1	0- 0	1- 11				
0- 5	0- 0	0- 0	HOME	0- 0	0- 0	0- 5				
1- 6	0- 0	0- 0	AWAY	0- 1	0- 0	1- 5				
0- 1	0- 0	0- 0	NEUTRAL	0- 0	0- 0	0- 1				
2- 8	0- 0	0- 0	CONFERENCE	0- 0	0- 2	2- 6				
1- 3	0- 0	0- 0	HOME	0- 0	0- 1	1- 2				
1- 5	0- 0	0- 0	AWAY	0- 0	0- 1	1- 4				
0- 0	0- 0	0- 0	NEUTRAL	0- 0	0- 0	0- 0				

RPI 1-25			RPI 26-50			RPI 51-100			RPI 101+ Team's RPI: 348		
RPI	S	Opponent	Score	RPI	S	Opponent	Score	RPI	S	Opponent	Score
						99 A Coastal Caro.	44 85	114 H		Bethune-Cookman	55 66
								138 A		N.C. A&T	55 66
								154 N		North Ala.	46 99
								173 A		Norfolk St.	42 76
								177 A		UNLV	57 66
								214 H		North Dakota	53 95
								218 H		Radford	45 60
								234 A		UNC Asheville	51 82
								253 A		Morgan St.	47 77
								255 A		Howard	47 78
								259 H		Col. of Charleston	55 76
								261 H		Delaware St.	64 76
								263 A		UNCW	46 84
								305 H		Presbyterian	49 70
								315 A		Georgia St.	52 77
								317 H		Mercer	55 66
								319 H		UMES	60 55
								320 A		N.C. Central	49 90
								333 A		USC Upstate	47 58
								342 A		Coppin St.	71 60
								343 A		Charleston So.	81 75
								345 H		Florida A&M	39 44
LAST 10 Division I											
261 H		Delaware St.	64 76	319 H		UMES	60 55				
138 A		N.C. A&T	55 66	345 H		Florida A&M	39 44				
320 A		N.C. Central	49 90	255 A		Howard	47 78				
114 H		Bethune-Cookman	55 66	253 A		Morgan St.	47 77				
173 A		Norfolk St.	42 76	342 A		Coppin St.	71 60				

Non-Div I Games:

South Carolina St.

Loss, Non-Conf, S Site, H Home A Away N Neutral

Average RPI Win:	196	WON-LOST	WINNING	LAST 10	STRENGTH OF	OPP. STRENGTH	TEAM	ADJ.	CONF.	ADJ CONF.
Average RPI Loss:	3	RECORD	PCT. RANK	GAMES	SCHEDULE	OF SCHEDULE	RPI	RPI	RPI	RPI
DIV. I ONLY	21- 2	8	10-0	231	80	41	41	19	19	
DIV. I NON-CONF.	10- 2	29	0	86	2	20	20	18	18	
TOTALS	RPI 1-25	RPI 26-50	W-L RECORDS	RPI 51-100	RPI 101-150	RPI 150+				
21- 2	0- 2	3- 0	OVERALL	2- 0	3- 0	13- 0				
10- 1	0- 1	2- 0	HOME	1- 0	1- 0	6- 0				
9- 1	0- 1	0- 0	AWAY	1- 0	2- 0	6- 0				
2- 0	0- 0	1- 0	NEUTRAL	0- 0	0- 0	1- 0				
10- 2	0- 2	3- 0	NON-CONFERENCE	1- 0	3- 0	3- 0				
5- 1	0- 1	2- 0	HOME	0- 0	1- 0	2- 0				
3- 1	0- 1	0- 0	AWAY	1- 0	2- 0	0- 0				
2- 0	0- 0	1- 0	NEUTRAL	0- 0	0- 0	1- 0				
11- 0	0- 0	0- 0	CONFERENCE	1- 0	0- 0	10- 0				
5- 0	0- 0	0- 0	HOME	1- 0	0- 0	4- 0				
6- 0	0- 0	0- 0	AWAY	0- 0	0- 0	6- 0				
0- 0	0- 0	0- 0	NEUTRAL	0- 0	0- 0	0- 0				

RPI 1-25				RPI 26-50				RPI 51-100				RPI 101+			
RPI	S	Opponent	Score	RPI	S	Opponent	Score	RPI	S	Opponent	Score	RPI	S	Opponent	Score
1	A	South Carolina	60 73	26	N	Ohio St.	68 53	63	H	South Dakota St.	83 48	129	H	Missouri	72 56
4	H	Missouri St.	66 74	29	H	Drake	102 94	92	A	Utah	84 81	139	A	Green Bay	66 60
				35	H	Creighton	72 65					146	A	Northeastern	80 76
												171	N	Northern Ill.	91 48
												175	H	Montana	96 64
												208	H	Oral Roberts	79 56
												210	A	Western Ill.	96 65
												214	A	North Dakota	93 46
												291	A	North Dakota St.	80 36
												292	A	Denver	92 60
												292	H	Denver	104 61
												302	A	Omaha	71 39
												302	H	Omaha	77 44
												331	A	Purdue Fort Wayne	62 41
												331	H	Purdue Fort Wayne	79 25
												342	H	Coppin St.	82 44
LAST 10 Division I															
214	A	North Dakota	93 46	63	H	South Dakota St.	83 48	291	A	North Dakota St.	80 36	302	H	Omaha	77 44
292	A	Denver	92 60	291	A	North Dakota St.	80 36	292	H	Denver	104 61	331	A	Purdue Fort Wayne	62 41
302	A	Omaha	71 39	302	H	Omaha	77 44	331	A	Purdue Fort Wayne	62 41				
208	H	Oral Roberts	79 56	292	H	Denver	104 61								
331	H	Purdue Fort Wayne	79 25	331	A	Purdue Fort Wayne	62 41								

Non-Div I Games: Mt. Marty 110 39

South Dakota

Average RPI Win:	220	WON-LOST	WINNING	LAST 10	STRENGTH OF	OPP. STRENGTH	TEAM	ADJ.	CONF.	ADJ CONF.
Average RPI Loss:	27	RECORD	PCT. RANK	GAMES	SCHEDULE	OF SCHEDULE	RPI	RPI	RPI	RPI
DIV. I ONLY	17- 7	58	9-1	124	99	63	63	19	19	
DIV. I NON-CONF.	7- 6	161	0	40	6	72	72	18	18	
TOTALS	RPI 1-25	RPI 26-50	W-L RECORDS	RPI 51-100	RPI 101-150	RPI 150+				
17- 7	0- 3	0- 4	OVERALL	2- 0	2- 0	13- 0				
9- 2	0- 1	0- 1	HOME	1- 0	0- 0	8- 0				
6- 4	0- 1	0- 3	AWAY	0- 0	1- 0	5- 0				
2- 1	0- 1	0- 0	NEUTRAL	1- 0	1- 0	0- 0				
7- 6	0- 3	0- 3	NON-CONFERENCE	2- 0	2- 0	3- 0				
4- 2	0- 1	0- 1	HOME	1- 0	0- 0	3- 0				
1- 3	0- 1	0- 2	AWAY	0- 0	1- 0	0- 0				
2- 1	0- 1	0- 0	NEUTRAL	1- 0	1- 0	0- 0				
10- 1	0- 0	0- 1	CONFERENCE	0- 0	0- 0	10- 0				
5- 0	0- 0	0- 0	HOME	0- 0	0- 0	5- 0				
5- 1	0- 0	0- 1	AWAY	0- 0	0- 0	5- 0				
0- 0	0- 0	0- 0	NEUTRAL	0- 0	0- 0	0- 0				

RPI 1-25				RPI 26-50				RPI 51-100				RPI 101+			
RPI	S	Opponent	Score	RPI	S	Opponent	Score	RPI	S	Opponent	Score	RPI	S	Opponent	Score
2	A	Oregon	56 95	29	A	Drake	67 74	67	N	South Fla.	61 50	104	N	Notre Dame	65 59
18	H	Central Mich.	74 79	35	A	Creighton	48 61	91	H	Montana St.	60 50	139	A	Green Bay	60 55
25	N	FGCU	70 71	36	H	Marquette	58 65					204	H	Wyoming	67 40
				41	A	South Dakota	48 83					208	A	Oral Roberts	76 61
Team's RPI: 63															
LAST 10 Division I															
				302	H	Omaha	69 59	214	H	North Dakota	99 64				
				208	A	Oral Roberts	76 61	331	A	Purdue Fort Wayne	100 69				
				210	A	Western Ill.	89 48	292	A	Denver	86 79				
				291	H	North Dakota St.	60 52	210	H	Western Ill.	75 45				
				41	A	South Dakota	48 83	208	H	Oral Roberts	58 44				
												208	H	Oral Roberts	58 44
												210	A	Western Ill.	89 48
												210	H	Western Ill.	75 45
												214	H	North Dakota	99 64
												232	H	Chattanooga	71 56
												291	H	North Dakota St.	60 52
												292	A	Denver	86 79
												302	A	Omaha	68 51
												302	H	Omaha	69 59
												331	A	Purdue Fort Wayne	100 69
												342	H	Coppin St.	94 41

Non-Div I Games: Dakota Wesleyan 77 46

South Dakota St.

Loss, Non-Conf, S Site, H Home A Away N Neutral

Average RPI Win: 168	WON-LOST	WINNING	LAST 10	STRENGTH OF	OPP. STRENGTH	TEAM	ADJ.	CONF.	ADJ CONF.
Average RPI Loss: 66	RECORD	PCT. RANK	GAMES	SCHEDULE	OF SCHEDULE	RPI	RPI	RPI	RPI
DIV. I ONLY	14- 9	105	7-3	31	100	67	67	9	9
DIV. I NON-CONF.	8- 6	138	1-0	25	167	94	94	9	9
TOTALS	RPI 1-25	RPI 26-50	W-L RECORDS	RPI 51-100	RPI 101-150	RPI 150+			
14- 9	0- 3	1- 0	OVERALL	2- 4	4- 1	7- 1			
12- 1	0- 0	1- 0	HOME	2- 1	3- 0	6- 0			
2- 4	0- 1	0- 0	AWAY	0- 2	1- 0	1- 1			
0- 4	0- 2	0- 0	NEUTRAL	0- 1	0- 1	0- 0			
8- 6	0- 3	1- 0	NON-CONFERENCE	0- 1	2- 1	5- 1			
8- 0	0- 0	1- 0	HOME	0- 0	2- 0	5- 0			
0- 2	0- 1	0- 0	AWAY	0- 0	0- 0	0- 1			
0- 4	0- 2	0- 0	NEUTRAL	0- 1	0- 1	0- 0			
6- 3	0- 0	0- 0	CONFERENCE	2- 3	2- 0	2- 0			
4- 1	0- 0	0- 0	HOME	2- 1	1- 0	1- 0			
2- 2	0- 0	0- 0	AWAY	0- 2	1- 0	1- 0			
0- 0	0- 0	0- 0	NEUTRAL	0- 0	0- 0	0- 0			

RPI 1-25			RPI 26-50			RPI 51-100 Team's RPI: 67			RPI 101+		
RPI	S	Opponent	Score	RPI	S	Opponent	Score	RPI	S	Opponent	Score
8	A	Baylor	46 58	31	H	Texas	64 57	52	H	UCF	57 64
9	N	Mississippi St.	61 86					63	N	South Dakota St.	50 61
25	N	FGCU	77 81					73	A	Temple	66 69
								73	H	Temple	99 51
								80	A	Cincinnati	55 60
								80	H	Cincinnati	76 68
								104	N	Notre Dame	51 67
								117	H	VCU	77 55
								122	H	Idaho	67 64
								144	H	Tulane	63 56
								148	A	Wichita St.	56 50
								158	H	Houston	74 45
								177	A	UNLV	51 61
								194	H	Jacksonville	70 39
								211	H	Brown	70 60
								246	A	Tulsa	68 52
								251	H	Saint Francis (PA)	62 23
								255	H	Howard	82 53
								322	H	Alabama St.	80 29
LAST 10 Division I											
73	H	Temple	99 51	52	H	UCF	57 64				
80	A	Cincinnati	55 60	73	A	Temple	66 69				
158	H	Houston	74 45	246	A	Tulsa	68 52				
144	H	Tulane	63 56	80	H	Cincinnati	76 68				
148	A	Wichita St.	56 50	211	H	Brown	70 60				

Non-Div I Games:

South Fla.

Average RPI Win:	253	WON-LOST	WINNING	LAST 10	STRENGTH OF	OPP. STRENGTH	TEAM	ADJ.	CONF.	ADJ CONF.
Average RPI Loss:	152	RECORD	PCT. RANK	GAMES	SCHEDULE	OF SCHEDULE	RPI	RPI	RPI	RPI
DIV. I ONLY	16- 5	40	9-1	330	246	128	128	20	20	
DIV. I NON-CONF.	6- 3	90	0	342	178	167	167	24	24	
TOTALS	RPI 1-25	RPI 26-50	W-L RECORDS	RPI 51-100	RPI 101-150	RPI 150+				
16- 5	0- 0	0- 0	OVERALL	1- 2	0- 0	15- 3				
7- 1	0- 0	0- 0	HOME	1- 1	0- 0	6- 0				
9- 4	0- 0	0- 0	AWAY	0- 1	0- 0	9- 3				
0- 0	0- 0	0- 0	NEUTRAL	0- 0	0- 0	0- 0				
6- 3	0- 0	0- 0	NON-CONFERENCE	1- 1	0- 0	5- 2				
2- 0	0- 0	0- 0	HOME	1- 0	0- 0	1- 0				
4- 3	0- 0	0- 0	AWAY	0- 1	0- 0	4- 2				
0- 0	0- 0	0- 0	NEUTRAL	0- 0	0- 0	0- 0				
10- 2	0- 0	0- 0	CONFERENCE	0- 1	0- 0	10- 1				
5- 1	0- 0	0- 0	HOME	0- 1	0- 0	5- 0				
5- 1	0- 0	0- 0	AWAY	0- 0	0- 0	5- 1				
0- 0	0- 0	0- 0	NEUTRAL	0- 0	0- 0	0- 0				

RPI 1-25			RPI 26-50			RPI 51-100			RPI 101+ Team's RPI: 128		
RPI	S	Opponent	Score	RPI	S	Opponent	Score	RPI	S	Opponent	Score
								55	H	Belmont	45 57
								85	H	Southern Ill.	79 65
								90	A	Saint Louis	61 76

Non-Div I Games: Harris-Stowe 106 64 Mo.-St. Louis 70 56

Southeast Mo. St.

■ Loss,
 ■ Non-Conf,
 ■ S Site,
 ■ Home
 ■ A Away
 N Neutral

Average RPI Win:	253	WON-LOST	WINNING	LAST 10	STRENGTH OF	OPP. STRENGTH	TEAM	ADJ.	CONF.	ADJ CONF.
Average RPI Loss:	162	RECORD	PCT. RANK	GAMES	SCHEDULE	OF SCHEDULE	RPI	RPI	RPI	RPI
DIV. I ONLY	9- 11	215	6-4	242	275	223	223	23	23	
DIV. I NON-CONF.	2- 6	279	0	187	205	238	238	22	22	
TOTALS	RPI 1-25	RPI 26-50	W-L RECORDS	RPI 51-100	RPI 101-150	RPI 150+				
9- 11	0- 1	0- 0	OVERALL	0- 1	1- 2	8- 7				
5- 3	0- 0	0- 0	HOME	0- 0	1- 0	4- 3				
4- 8	0- 1	0- 0	AWAY	0- 1	0- 2	4- 4				
0- 0	0- 0	0- 0	NEUTRAL	0- 0	0- 0	0- 0				
2- 6	0- 1	0- 0	NON-CONFERENCE	0- 1	0- 0	2- 4				
1- 0	0- 0	0- 0	HOME	0- 0	0- 0	1- 0				
1- 6	0- 1	0- 0	AWAY	0- 1	0- 0	1- 4				
0- 0	0- 0	0- 0	NEUTRAL	0- 0	0- 0	0- 0				
7- 5	0- 0	0- 0	CONFERENCE	0- 0	1- 2	6- 3				
4- 3	0- 0	0- 0	HOME	0- 0	1- 0	3- 3				
3- 2	0- 0	0- 0	AWAY	0- 0	0- 2	3- 0				
0- 0	0- 0	0- 0	NEUTRAL	0- 0	0- 0	0- 0				

RPI 1-25				RPI 26-50				RPI 51-100				RPI 101+ Team's RPI: 223			
RPI	S	Opponent	Score	RPI	S	Opponent	Score	RPI	S	Opponent	Score	RPI	S	Opponent	Score
24	A	LSU	52 62					65	A	Alabama	50 87	106	A	SFA	51 77
												110	A	Abilene Christian	53 61
												116	H	A&M-Corpus Christi	48 44
												152	H	Jackson St.	63 59
												158	A	Houston	65 78
												165	A	Louisiana	50 60
												169	H	New Orleans	73 57
												170	H	Sam Houston St.	69 84
												216	H	Central Ark.	63 42
												221	A	Southern Miss.	54 62
												229	H	Lamar University	57 65
												240	A	Louisiana Tech	78 92
												285	H	Incarnate Word	58 44
												295	H	Nicholls St.	65 67
												323	A	Houston Baptist	69 59
												332	A	Northwestern St.	72 56
												335	A	McNeese	74 67
												347	A	La.-Monroe	65 52
LAST 10 Division I															
285	H	Incarnate Word	58 44	110	A	Abilene Christian	53 61								
169	H	New Orleans	73 57	295	H	Nicholls St.	65 67								
216	H	Central Ark.	63 42	170	H	Sam Houston St.	69 84								
332	A	Northwestern St.	72 56	116	H	A&M-Corpus Christi	48 44								
335	A	McNeese	74 67	106	A	SFA	51 77								

Non-Div I Games: LSU-Alexandria 89 67

Southeastern La.

Southern California

Through Games Of Feb. 11, 2020

Average RPI Win:	173	WON-LOST	WINNING	LAST 10	STRENGTH OF	OPP. STRENGTH	TEAM	ADJ.	CONF.	ADJ CONF.
Average RPI Loss:	58	RECORD	PCT. RANK	GAMES	SCHEDULE	OF SCHEDULE	RPI	RPI	RPI	RPI
DIV. I ONLY	12- 11	165	4-6	36	44	84	84	1	1	
DIV. I NON-CONF.	8- 3	68	0	208	151	106	106	1	1	
TOTALS	RPI 1-25	RPI 26-50	W-L RECORDS	RPI 51-100	RPI 101-150	RPI 150+				
12- 11	1- 5	1- 2	OVERALL	2- 3	2- 0	6- 1				
8- 3	1- 2	1- 1	HOME	1- 0	1- 0	4- 0				
3- 7	0- 3	0- 1	AWAY	0- 2	1- 0	2- 1				
1- 1	0- 0	0- 0	NEUTRAL	1- 1	0- 0	0- 0				
8- 3	0- 1	1- 0	NON-CONFERENCE	1- 1	0- 0	6- 1				
5- 1	0- 1	1- 0	HOME	0- 0	0- 0	4- 0				
2- 1	0- 0	0- 0	AWAY	0- 0	0- 0	2- 1				
1- 1	0- 0	0- 0	NEUTRAL	1- 1	0- 0	0- 0				
4- 8	1- 4	0- 2	CONFERENCE	1- 2	2- 0	0- 0				
3- 2	1- 1	0- 1	HOME	1- 0	1- 0	0- 0				
1- 6	0- 3	0- 1	AWAY	0- 2	1- 0	0- 0				
0- 0	0- 0	0- 0	NEUTRAL	0- 0	0- 0	0- 0				

RPI 1-25				RPI 26-50				RPI 51-100 Team's RPI: 84				RPI 101+			
RPI	S	Opponent	Score	RPI	S	Opponent	Score	RPI	S	Opponent	Score	RPI	S	Opponent	Score
5	A	UCLA	59 83	28	A	Arizona St.	75 76	65	N	Alabama	60 57	135	H	Washington	81 78
5	H	UCLA	70 68	28	H	Arizona St.	54 63	66	A	Colorado	53 66	140	A	California	75 67
10	A	Stanford	59 79	50	H	Virginia	59 49	75	N	Nebraska	54 67	177	H	UNLV	75 54
17	H	Texas A&M	64 74					92	A	Utah	65 67	257	H	Nevada	50 47
21	A	Arizona	57 73					93	H	Washington St.	74 63	266	H	Long Beach St.	57 40
21	H	Arizona	57 65									272	A	UC Santa Barbara	46 57
												288	A	CSUN	69 53
												289	A	UC Riverside	76 59
												306	H	UTRGV	80 43
LAST 10 Division I															
10	A	Stanford	59 79	93	H	Washington St.	74 63								
140	A	California	75 67	5	H	UCLA	70 68								
21	A	Arizona	57 73	92	A	Utah	65 67								
28	A	Arizona St.	75 76	66	A	Colorado	53 66								
135	H	Washington	81 78	28	H	Arizona St.	54 63								

Non-Div I Games:

Southern California

■ Loss,
 ■ Non-Conf,
 ■ S Site,
 ■ H Home
 ■ A Away
 N Neutral

Average RPI Win:	176	WON-LOST	WINNING	LAST 10	STRENGTH OF	OPP. STRENGTH	TEAM	ADJ.	CONF.	ADJ CONF.
Average RPI Loss:	79	RECORD	PCT. RANK	GAMES	SCHEDULE	OF SCHEDULE	RPI	RPI	RPI	RPI
DIV. I ONLY	13- 9	112	4-6	73	120	85	85	7	7	
DIV. I NON-CONF.	8- 3	68	0	104	276	59	59	7	7	
TOTALS	RPI 1-25	RPI 26-50	W-L RECORDS	RPI 51-100	RPI 101-150	RPI 150+				
13- 9	1- 0	1- 4	OVERALL	2- 2	0- 2	9- 1				
6- 4	1- 0	1- 2	HOME	2- 1	0- 0	2- 1				
6- 5	0- 0	0- 2	AWAY	0- 1	0- 2	6- 0				
1- 0	0- 0	0- 0	NEUTRAL	0- 0	0- 0	1- 0				
8- 3	0- 0	0- 0	NON-CONFERENCE	2- 1	0- 1	6- 1				
4- 1	0- 0	0- 0	HOME	2- 0	0- 0	2- 1				
3- 2	0- 0	0- 0	AWAY	0- 1	0- 1	3- 0				
1- 0	0- 0	0- 0	NEUTRAL	0- 0	0- 0	1- 0				
5- 6	1- 0	1- 4	CONFERENCE	0- 1	0- 1	3- 0				
2- 3	1- 0	1- 2	HOME	0- 1	0- 0	0- 0				
3- 3	0- 0	0- 2	AWAY	0- 0	0- 1	3- 0				
0- 0	0- 0	0- 0	NEUTRAL	0- 0	0- 0	0- 0				

RPI 1-25				RPI 26-50				RPI 51-100				Team's RPI: 85	RPI 101+			
RPI	S	Opponent	Score	RPI	S	Opponent	Score	RPI	S	Opponent	Score		RPI	S	Opponent	Score
4	H	Missouri St.	70 68	29	A	Drake	76 91	53	A	IUPUI	78 81		128	A	Southeast Mo. St.	65 79
				29	H	Drake	65 73	69	H	UT Martin	70 59		137	A	Loyola Chicago	49 51
				42	H	Bradley	64 50	79	H	Illinois St.	54 62		163	H	Tennessee Tech	76 65
				46	A	UNI	66 71	90	H	Saint Louis	61 53		164	A	Eastern Mich.	85 54
				46	H	UNI	57 60						166	H	Memphis	66 70
													171	A	Northern Ill.	80 61
													184	A	Valparaiso	67 51
													210	N	Western Ill.	79 65
													241	H	Murray St.	76 66
													283	A	Indiana St.	78 55
													327	A	Evansville	70 57
													338	A	SIUE	103 67
LAST 10 Division I																
				46	A	UNI	66 71						327	A	Evansville	70 57
				29	A	Drake	76 91						4	H	Missouri St.	70 68
				42	H	Bradley	64 50						29	H	Drake	65 73
				79	H	Illinois St.	54 62						46	H	UNI	57 60
				283	A	Indiana St.	78 55						137	A	Loyola Chicago	49 51

Non-Div I Games:

Southern Ill.

Average RPI Win:	261	WON-LOST	WINNING	LAST 10	STRENGTH OF	OPP. STRENGTH	TEAM	ADJ.	CONF.	ADJ CONF.
Average RPI Loss:	107	RECORD	PCT. RANK	GAMES	SCHEDULE	OF SCHEDULE	RPI	RPI	RPI	RPI
DIV. I ONLY	9- 11	215	2-8	146	172	221	221	13	13	
DIV. I NON-CONF.	6- 3	90	0	272	270	171	171	14	14	
TOTALS	RPI 1-25	RPI 26-50	W-L RECORDS	RPI 51-100	RPI 101-150	RPI 150+				
9- 11	0- 1	0- 2	OVERALL	0- 3	1- 2	8- 3				
7- 6	0- 0	0- 1	HOME	0- 1	1- 2	6- 2				
2- 5	0- 1	0- 1	AWAY	0- 2	0- 0	2- 1				
0- 0	0- 0	0- 0	NEUTRAL	0- 0	0- 0	0- 0				
6- 3	0- 1	0- 0	NON-CONFERENCE	0- 0	1- 1	5- 1				
5- 1	0- 0	0- 0	HOME	0- 0	1- 1	4- 0				
1- 2	0- 1	0- 0	AWAY	0- 0	0- 0	1- 1				
0- 0	0- 0	0- 0	NEUTRAL	0- 0	0- 0	0- 0				
3- 8	0- 0	0- 2	CONFERENCE	0- 3	0- 1	3- 2				
2- 5	0- 0	0- 1	HOME	0- 1	0- 1	2- 2				
1- 3	0- 0	0- 1	AWAY	0- 2	0- 0	1- 0				
0- 0	0- 0	0- 0	NEUTRAL	0- 0	0- 0	0- 0				

RPI 1-25				RPI 26-50				RPI 51-100				RPI 101+ Team's RPI: 221			
RPI	S	Opponent	Score	RPI	S	Opponent	Score	RPI	S	Opponent	Score	RPI	S	Opponent	Score
9	A	Mississippi St.	58 91	30	H	Western Ky.	65 81	61	H	Middle Tenn.	69 77	115	H	UAB	68 74
				32	A	Old Dominion	50 67	76	A	Charlotte	59 63	117	H	VCU	51 39
								86	A	Rice	64 75	144	H	Tulane	58 62
												158	A	Houston	60 75
												217	H	UTEP	72 89
												223	H	Southeastern La.	62 54
												235	H	South Alabama	62 55
												240	H	Louisiana Tech	66 60
												245	H	Marshall	65 80
												262	A	North Texas	65 57
												278	H	Ole Miss	59 53
												298	H	UTSA	82 65
												347	A	La.-Monroe	57 42
												351	H	Mississippi Val.	84 80
LAST 10 Division I															
30	H	Western Ky.	65 81	115	H	UAB	68 74								
245	H	Marshall	65 80	86	A	Rice	64 75								
76	A	Charlotte	59 63	262	A	North Texas	65 57								
32	A	Old Dominion	50 67	298	H	UTSA	82 65								
61	H	Middle Tenn.	69 77	217	H	UTEP	72 89								

Non-Div I Games: Faulkner 71 59 William Carey 77 47

Southern Miss.

Loss, Non-Conf, S Site, H Home A Away N Neutral

Average RPI Win:	323	WON-LOST	WINNING	LAST 10	STRENGTH OF	OPP. STRENGTH	TEAM	ADJ.	CONF.	ADJ CONF.
Average RPI Loss:	103	RECORD	PCT. RANK	GAMES	SCHEDULE	OF SCHEDULE	RPI	RPI	RPI	RPI
DIV. I ONLY	8- 12	238	8-2	269	241	236	236	32	32	
DIV. I NON-CONF.	0- 9	338	0	50	13	276	276	31	31	
TOTALS	RPI 1-25	RPI 26-50	W-L RECORDS	RPI 51-100	RPI 101-150	RPI 150+				
8- 12	0- 0	0- 4	OVERALL	0- 3	0- 2	8- 3				
4- 1	0- 0	0- 0	HOME	0- 0	0- 0	4- 1				
4- 9	0- 0	0- 4	AWAY	0- 2	0- 2	4- 1				
0- 2	0- 0	0- 0	NEUTRAL	0- 1	0- 0	0- 1				
0- 9	0- 0	0- 4	NON-CONFERENCE	0- 3	0- 1	0- 1				
0- 0	0- 0	0- 0	HOME	0- 0	0- 0	0- 0				
0- 7	0- 0	0- 4	AWAY	0- 2	0- 1	0- 0				
0- 2	0- 0	0- 0	NEUTRAL	0- 1	0- 0	0- 1				
8- 3	0- 0	0- 0	CONFERENCE	0- 0	0- 1	8- 2				
4- 1	0- 0	0- 0	HOME	0- 0	0- 0	4- 1				
4- 2	0- 0	0- 0	AWAY	0- 0	0- 1	4- 1				
0- 0	0- 0	0- 0	NEUTRAL	0- 0	0- 0	0- 0				

RPI 1-25				RPI 26-50				RPI 51-100				RPI 101+ Team's RPI: 236			
RPI	S	Opponent	Score	RPI	S	Opponent	Score	RPI	S	Opponent	Score	RPI	S	Opponent	Score
				31	A	Texas	39 93	75	A	Nebraska	39 73	110	A	Texas Southern	56 61
				44	A	Oklahoma St.	59 72	93	N	Washington St.	54 69	148	A	Wichita St.	63 69
				47	A	Rutgers	58 78	97	A	Fordham	52 65	152	A	Jackson St.	57 60
				49	A	Iowa St.	36 69					152	H	Jackson St.	51 72
												234	N	UNC Asheville	34 53
												271	H	Alabama A&M	55 46
												287	A	Prairie View	68 48
												322	H	Alabama St.	69 47
												328	H	Alcorn	74 57
												334	A	Ark.-Pine Bluff	70 43
												346	A	Grambling	70 51
												346	H	Grambling	81 57
												351	A	Mississippi Val.	84 54
LAST 10 Division I															
				152	A	Jackson St.	57 60	351	A	Mississippi Val.	84 54				
				346	A	Grambling	70 51	334	A	Ark.-Pine Bluff	70 43				
				328	H	Alcorn	74 57	152	H	Jackson St.	51 72				
				271	H	Alabama A&M	55 46	346	H	Grambling	81 57				
				322	H	Alabama St.	69 47	287	A	Prairie View	68 48				

Non-Div I Games: Tougaloo 100 39 Wiley 78 55

Southern U.

Southern Utah

Through Games Of Feb. 11, 2020

Average RPI Win: 249	WON-LOST	WINNING	LAST 10	STRENGTH OF	OPP. STRENGTH	TEAM	ADJ.	CONF.	ADJ CONF.
Average RPI Loss: 181	RECORD	PCT. RANK	GAMES	SCHEDULE	OF SCHEDULE	RPI	RPI	RPI	RPI
DIV. I ONLY	12- 9	127	5-5	254	269	168	168	18	18
DIV. I NON-CONF.	6- 3	90	0	238	304	121	121	17	17
TOTALS	RPI 1-25	RPI 26-50	W-L RECORDS	RPI 51-100	RPI 101-150	RPI 150+			
12- 9	0- 1	0- 0	OVERALL	0- 1	0- 1	12- 6			
8- 1	0- 0	0- 0	HOME	0- 0	0- 1	8- 0			
4- 8	0- 1	0- 0	AWAY	0- 1	0- 0	4- 6			
0- 0	0- 0	0- 0	NEUTRAL	0- 0	0- 0	0- 0			
6- 3	0- 1	0- 0	NON-CONFERENCE	0- 0	0- 0	6- 2			
5- 0	0- 0	0- 0	HOME	0- 0	0- 0	5- 0			
1- 3	0- 1	0- 0	AWAY	0- 0	0- 0	1- 2			
0- 0	0- 0	0- 0	NEUTRAL	0- 0	0- 0	0- 0			
6- 6	0- 0	0- 0	CONFERENCE	0- 1	0- 1	6- 4			
3- 1	0- 0	0- 0	HOME	0- 0	0- 1	3- 0			
3- 5	0- 0	0- 0	AWAY	0- 1	0- 0	3- 4			
0- 0	0- 0	0- 0	NEUTRAL	0- 0	0- 0	0- 0			

RPI 1-25			RPI 26-50			RPI 51-100			RPI 101+ Team's RPI: 168		
RPI	S	Opponent	Score	RPI	S	Opponent	Score	RPI	S	Opponent	Score
14	A	Oregon St.	45 95					91	A	Montana St.	65 91
								122	H	Idaho	56 71
								175	A	Montana	74 81
								177	H	UNLV	72 68
								185	A	Northern Ariz.	76 84
								199	A	Idaho St.	54 73
								199	H	Idaho St.	72 65
								206	A	Portland St.	81 72
								206	H	Portland St.	71 58
								208	H	Oral Roberts	72 58
								213	A	Northern Colo.	68 55
								233	H	Cal St. Fullerton	79 63
								238	A	Grand Canyon	65 69
								289	H	UC Riverside	79 68
								292	A	Denver	73 81
								303	H	UC Irvine	82 68
								307	H	Eastern Wash.	71 50
								309	A	Sacramento St.	82 87
								318	A	Weber St.	87 71
								324	A	Utah Valley	71 58
LAST 10 Division I											
206	A	Portland St.	81 72	307	H	Eastern Wash.	71 50				
213	A	Northern Colo.	68 55	309	A	Sacramento St.	82 87				
199	A	Idaho St.	54 73	185	A	Northern Ariz.	76 84				
318	A	Weber St.	87 71	199	H	Idaho St.	72 65				
122	H	Idaho	56 71	91	A	Montana St.	65 91				

Non-Div I Games:

Southern Utah

■ Loss,
 ■ Non-Conf,
 ■ S Site,
 ■ Home
 ■ A Away
 N Neutral

Average RPI Win:	197	WON-LOST	WINNING	LAST 10	STRENGTH OF	OPP. STRENGTH	TEAM	ADJ.	CONF.	ADJ CONF.
Average RPI Loss:	149	RECORD	PCT. RANK	GAMES	SCHEDULE	OF SCHEDULE	RPI	RPI	RPI	RPI
DIV. I ONLY	7- 17	286	4-6	150	164	284	284	12	12	
DIV. I NON-CONF.	3- 10	282	0	172	260	302	302	12	12	
TOTALS	RPI 1-25	RPI 26-50	W-L RECORDS	RPI 51-100	RPI 101-150	RPI 150+				
7- 17	0- 0	0- 0	OVERALL	0- 4	2- 6	5- 7				
6- 7	0- 0	0- 0	HOME	0- 1	2- 3	4- 3				
0- 9	0- 0	0- 0	AWAY	0- 3	0- 3	0- 3				
1- 1	0- 0	0- 0	NEUTRAL	0- 0	0- 0	1- 1				
3- 10	0- 0	0- 0	NON-CONFERENCE	0- 2	0- 3	3- 5				
2- 5	0- 0	0- 0	HOME	0- 1	0- 2	2- 2				
0- 4	0- 0	0- 0	AWAY	0- 1	0- 1	0- 2				
1- 1	0- 0	0- 0	NEUTRAL	0- 0	0- 0	1- 1				
4- 7	0- 0	0- 0	CONFERENCE	0- 2	2- 3	2- 2				
4- 2	0- 0	0- 0	HOME	0- 0	2- 1	2- 1				
0- 5	0- 0	0- 0	AWAY	0- 2	0- 2	0- 1				
0- 0	0- 0	0- 0	NEUTRAL	0- 0	0- 0	0- 0				

RPI 1-25				RPI 26-50				RPI 51-100				RPI 101+				Team's RPI: 284	
RPI	S	Opponent	Score	RPI	S	Opponent	Score	RPI	S	Opponent	Score	RPI	S	Opponent	Score		
								61	H	St. John's (NY)	56	68	101	A	Duquesne	39	58
								71	A	Bucknell	60	68	109	H	Buffalo	36	46
								90	A	Saint Louis	51	72	112	A	Kent St.	58	81
								97	A	Fordham	53	79	124	H	Davidson	68	56
													131	A	Richmond	59	63
													132	H	Cornell	42	70
													136	H	George Washington	59	55
													149	H	Massachusetts	52	62
													155	N	Saint Mary's (CA)	57	72
													156	N	Wright St.	57	56
													188	H	Rhode Island	64	59
													189	H	Akron	54	63
													190	H	Cleveland St.	62	65
													193	A	Binghamton	67	78
													207	A	La Salle	61	67
													215	H	Saint Joseph's	60	61
													226	H	George Mason	62	47
													269	H	Niagara	71	67
													282	H	Oakland	80	66
													339	A	Canisius	82	84
LAST 10 Division I																	
				124	H	Davidson	68	56					215	H	Saint Joseph's	60	61
				136	H	George Washington	59	55					207	A	La Salle	61	67
				131	A	Richmond	59	63					90	A	Saint Louis	51	72
				101	A	Duquesne	39	58					226	H	George Mason	62	47
				188	H	Rhode Island	64	59					149	H	Massachusetts	52	62

Non-Div I Games:

St. Bonaventure

St. Francis Brooklyn

Through Games Of Feb. 11, 2020

Average RPI Win:	300	WON-LOST	WINNING	LAST 10	STRENGTH OF	OPP. STRENGTH	TEAM	ADJ.	CONF.	ADJ CONF.
Average RPI Loss:	191	RECORD	PCT. RANK	GAMES	SCHEDULE	OF SCHEDULE	RPI	RPI	RPI	RPI
DIV. I ONLY	5- 17	310	1-9	214	328	313	313	30	30	
DIV. I NON-CONF.	3- 7	252	0	168	224	251	251	30	30	
TOTALS	RPI 1-25	RPI 26-50	W-L RECORDS	RPI 51-100	RPI 101-150	RPI 150+				
5- 17	0- 1	0- 1	OVERALL	0- 2	0- 3	5- 10				
4- 5	0- 0	0- 0	HOME	0- 1	0- 1	4- 3				
1- 10	0- 1	0- 1	AWAY	0- 1	0- 1	1- 6				
0- 2	0- 0	0- 0	NEUTRAL	0- 0	0- 1	0- 1				
3- 7	0- 1	0- 1	NON-CONFERENCE	0- 2	0- 1	3- 2				
2- 1	0- 0	0- 0	HOME	0- 1	0- 0	2- 0				
1- 4	0- 1	0- 1	AWAY	0- 1	0- 0	1- 1				
0- 2	0- 0	0- 0	NEUTRAL	0- 0	0- 1	0- 1				
2- 10	0- 0	0- 0	CONFERENCE	0- 0	0- 2	2- 8				
2- 4	0- 0	0- 0	HOME	0- 0	0- 1	2- 3				
0- 6	0- 0	0- 0	AWAY	0- 0	0- 1	0- 5				
0- 0	0- 0	0- 0	NEUTRAL	0- 0	0- 0	0- 0				

RPI 1-25				RPI 26-50				RPI 51-100				RPI 101+ Team's RPI: 313			
RPI	S	Opponent	Score	RPI	S	Opponent	Score	RPI	S	Opponent	Score	RPI	S	Opponent	Score
20	A	Princeton	44 76	36	A	Marquette	71 92	77	A	Boston College	69 106	105	N	Pacific	62 71
								78	H	Stony Brook	73 86	142	A	Robert Morris	44 69
												142	H	Robert Morris	59 70
												200	A	Mt. St. Mary's	60 69
												200	H	Mt. St. Mary's	62 67
												201	A	Merrimack	54 80
												251	A	Saint Francis (PA)	72 82
												251	H	Saint Francis (PA)	59 67
												252	H	Loyola Maryland	89 78
												280	A	Wagner	66 74
												299	N	Ga. Southern	47 78
												300	H	Army West Point	70 64
												301	H	Sacred Heart	71 70
												308	A	Albany (NY)	49 41
												314	A	Bryant	59 78
												325	H	Fairleigh Dickinson	57 62
												329	A	NJIT	69 88
												337	H	LIU Brooklyn	88 63
LAST 10 Division I															
314	A	Bryant	59 78	251	H	Saint Francis (PA)	59 67								
200	H	Mt. St. Mary's	62 67	200	A	Mt. St. Mary's	60 69								
201	A	Merrimack	54 80	280	A	Wagner	66 74								
301	H	Sacred Heart	71 70	142	A	Robert Morris	44 69								
142	H	Robert Morris	59 70	251	A	Saint Francis (PA)	72 82								

Non-Div I Games: East Stroudsburg 84 62

St. Francis Brooklyn

■ Loss,
 ■ Non-Conf,
 ■ S Site,
 ■ Home
 ■ A Away
 N Neutral

St. John's (NY)

Through Games Of Feb. 11, 2020

Average RPI Win:	169	WON-LOST	WINNING	LAST 10	STRENGTH OF	OPP. STRENGTH	TEAM	ADJ.	CONF.	ADJ CONF.
Average RPI Loss:	60	RECORD	PCT. RANK	GAMES	SCHEDULE	OF SCHEDULE	RPI	RPI	RPI	RPI
DIV. I ONLY	14- 10	120	4-6	45	84	61	61	6	6	
DIV. I NON-CONF.	7- 4	100	0	44	200	50	50	6	6	
TOTALS	RPI 1-25	RPI 26-50	W-L RECORDS	RPI 51-100	RPI 101-150	RPI 150+				
14- 10	0- 3	2- 3	OVERALL	2- 3	3- 0	7- 1				
8- 3	0- 1	1- 1	HOME	0- 1	3- 0	4- 0				
6- 6	0- 2	1- 2	AWAY	2- 1	0- 0	3- 1				
0- 1	0- 0	0- 0	NEUTRAL	0- 1	0- 0	0- 0				
7- 4	0- 1	1- 1	NON-CONFERENCE	0- 1	2- 0	4- 1				
5- 0	0- 0	0- 0	HOME	0- 0	2- 0	3- 0				
2- 3	0- 1	1- 1	AWAY	0- 0	0- 0	1- 1				
0- 1	0- 0	0- 0	NEUTRAL	0- 1	0- 0	0- 0				
7- 6	0- 2	1- 2	CONFERENCE	2- 2	1- 0	3- 0				
3- 3	0- 1	1- 1	HOME	0- 1	1- 0	1- 0				
4- 3	0- 1	0- 1	AWAY	2- 1	0- 0	2- 0				
0- 0	0- 0	0- 0	NEUTRAL	0- 0	0- 0	0- 0				

RPI 1-25				RPI 26-50				RPI 51-100				Team's RPI: 61	RPI 101+			
RPI	S	Opponent	Score	RPI	S	Opponent	Score	RPI	S	Opponent	Score		RPI	S	Opponent	Score
19	A	DePaul	69 74	35	H	Creighton	63 58	53	N	IUPUI	78 85		118	H	Wake Forest	82 74
19	H	DePaul	65 71	36	A	Marquette	85 94	68	A	Seton Hall	82 66		141	H	Providence	64 58
23	A	Florida St.	70 74	36	H	Marquette	57 67	94	A	Butler	67 42		149	H	Massachusetts	82 71
				40	A	Yale	80 66	95	A	Villanova	64 66		159	H	Lafayette	76 44
				43	A	James Madison	73 76	95	H	Villanova	62 67		177	A	UNLV	75 79
													228	H	Fairfield	71 69
													242	A	Georgetown	74 68
													242	H	Georgetown	71 54
													264	A	Xavier	75 67
													284	A	St. Bonaventure	68 56
													300	H	Army West Point	96 60
LAST 10 Division I																
				36	H	Marquette	57 67	35	H	Creighton	63 58					
				19	H	DePaul	65 71	141	H	Providence	64 58					
				242	A	Georgetown	74 68	19	A	DePaul	69 74					
				95	A	Villanova	64 66	36	A	Marquette	85 94					
				68	A	Seton Hall	82 66	95	H	Villanova	62 67					

Non-Div I Games:

St. John's (NY)

■ Loss,
 ■ Non-Conf,
 ■ S Site,
 ■ H Home
 ■ A Away
 N Neutral

Average RPI Win: 119	WON-LOST	WINNING	LAST 10	STRENGTH OF	OPP. STRENGTH	TEAM	ADJ.	CONF.	ADJ CONF.
Average RPI Loss: 13	RECORD	PCT. RANK	GAMES	SCHEDULE	OF SCHEDULE	RPI	RPI	RPI	RPI
DIV. I ONLY	21- 3	13	8-2	30	6	10	10	1	1
DIV. I NON-CONF.	11- 1	13	0	51	24	8	8	1	1
TOTALS	RPI 1-25	RPI 26-50	W-L RECORDS	RPI 51-100	RPI 101-150	RPI 150+			
21- 3	3- 2	2- 1	OVERALL	6- 0	5- 0	5- 0			
13- 1	1- 1	2- 0	HOME	4- 0	3- 0	3- 0			
5- 2	1- 1	0- 1	AWAY	1- 0	2- 0	1- 0			
3- 0	1- 0	0- 0	NEUTRAL	1- 0	0- 0	1- 0			
11- 1	2- 0	2- 1	NON-CONFERENCE	1- 0	1- 0	5- 0			
7- 0	1- 0	2- 0	HOME	0- 0	1- 0	3- 0			
1- 1	0- 0	0- 1	AWAY	0- 0	0- 0	1- 0			
3- 0	1- 0	0- 0	NEUTRAL	1- 0	0- 0	1- 0			
10- 2	1- 2	0- 0	CONFERENCE	5- 0	4- 0	0- 0			
6- 1	0- 1	0- 0	HOME	4- 0	2- 0	0- 0			
4- 1	1- 1	0- 0	AWAY	1- 0	2- 0	0- 0			
0- 0	0- 0	0- 0	NEUTRAL	0- 0	0- 0	0- 0			

RPI	S	Opponent	Score	RPI	S	Opponent	Score	RPI	S	Opponent	Score	RPI	S	Opponent	Score
2	A	Oregon	55 87	26	H	Ohio St.	71 52	66	H	Colorado	76 68	109	H	Buffalo	88 69
5	H	UCLA	69 79	31	A	Texas	64 69	84	H	Southern California	79 59	135	A	Washington	58 41
9	N	Mississippi St.	67 62	48	H	Tennessee	78 51	89	N	Syracuse	77 59	135	H	Washington	77 56
11	H	Gonzaga	76 70					92	H	Utah	82 49	140	A	California	79 65
14	A	Oregon St.	61 58					93	A	Washington St.	71 49	140	H	California	73 40
								93	H	Washington St.	77 58	162	H	UC Davis	67 55
												213	H	Northern Colo.	90 36
												243	A	San Francisco	97 71
												290	N	California Baptist	83 78
												307	H	Eastern Wash.	92 27
LAST 10 Division I															
84	H	Southern California	79 59	66	H	Colorado	76 68	14	A	Oregon St.	61 58				
5	H	UCLA	69 79	2	A	Oregon	55 87	140	A	California	79 65				
93	A	Washington St.	71 49	140	A	California	79 65								
135	A	Washington	58 41	140	H	California	73 40								
92	H	Utah	82 49												

Non-Div I Games:

Stanford

Average RPI Win:	254	WON-LOST	WINNING	LAST 10	STRENGTH OF	OPP. STRENGTH	TEAM	ADJ.	CONF.	ADJ CONF.
Average RPI Loss:	115	RECORD	PCT. RANK	GAMES	SCHEDULE	OF SCHEDULE	RPI	RPI	RPI	RPI
DIV. I ONLY	7- 13	260	4-6	132	158	209	209	16	16	
DIV. I NON-CONF.	3- 7	252	0	125	196	231	231	15	15	
TOTALS	RPI 1-25	RPI 26-50	W-L RECORDS	RPI 51-100	RPI 101-150	RPI 150+				
7- 13	0- 2	0- 2	OVERALL	0- 3	1- 2	6- 4				
3- 5	0- 1	0- 0	HOME	0- 1	0- 2	3- 1				
4- 7	0- 1	0- 2	AWAY	0- 2	1- 0	3- 2				
0- 1	0- 0	0- 0	NEUTRAL	0- 0	0- 0	0- 1				
3- 7	0- 0	0- 2	NON-CONFERENCE	0- 2	0- 2	3- 1				
2- 2	0- 0	0- 0	HOME	0- 0	0- 2	2- 0				
1- 4	0- 0	0- 2	AWAY	0- 2	0- 0	1- 0				
0- 1	0- 0	0- 0	NEUTRAL	0- 0	0- 0	0- 1				
4- 6	0- 2	0- 0	CONFERENCE	0- 1	1- 0	3- 3				
1- 3	0- 1	0- 0	HOME	0- 1	0- 0	1- 1				
3- 3	0- 1	0- 0	AWAY	0- 0	1- 0	2- 2				
0- 0	0- 0	0- 0	NEUTRAL	0- 0	0- 0	0- 0				

RPI 1-25				RPI 26-50				RPI 51-100				RPI 101+ Team's RPI: 209			
RPI	S	Opponent	Score	RPI	S	Opponent	Score	RPI	S	Opponent	Score	RPI	S	Opponent	Score
25	A	FGCU	54 67	27	A	Kentucky	48 67	52	A	UCF	40 66	113	A	North Florida	60 52
25	H	FGCU	47 89	48	A	Tennessee	46 73	87	A	Penn	41 81	114	H	Bethune-Cookman	55 59
								98	H	Liberty	48 57	143	H	Holy Cross	63 75
												154	A	North Ala.	57 68
												194	A	Jacksonville	52 57
												227	A	Kennesaw St.	67 61
												246	H	Tulsa	66 60
												248	A	Morehead St.	58 55
												251	N	Saint Francis (PA)	73 78
												276	A	Lipscomb	48 34
												276	H	Lipscomb	59 65
												329	H	NJIT	72 49
												339	H	Canisius	68 52
LAST 10 Division I															
25	A	FGCU	54 67	154	A	North Ala.	57 68								
113	A	North Florida	60 52	194	A	Jacksonville	52 57								
276	A	Lipscomb	48 34	25	H	FGCU	47 89								
329	H	NJIT	72 49	276	H	Lipscomb	59 65								
98	H	Liberty	48 57	227	A	Kennesaw St.	67 61								

Non-Div I Games: Palm Beach Atl. 77 46 Trinity Baptist 116 40 Fla. National 80 37

Stetson

Average RPI Win:	260	WON-LOST	WINNING	LAST 10	STRENGTH OF	OPP. STRENGTH	TEAM	ADJ.	CONF.	ADJ CONF.
Average RPI Loss:	38	RECORD	PCT. RANK	GAMES	SCHEDULE	OF SCHEDULE	RPI	RPI	RPI	RPI
DIV. I ONLY	22- 1	2	10-0	339	278	78	78	27	27	
DIV. I NON-CONF.	11- 1	13	0	323	243	89	89	27	27	
TOTALS	RPI 1-25	RPI 26-50	W-L RECORDS	RPI 51-100	RPI 101-150	RPI 150+				
22- 1	0- 0	0- 1	OVERALL	1- 0	0- 0	21- 0				
10- 0	0- 0	0- 0	HOME	1- 0	0- 0	9- 0				
10- 1	0- 0	0- 1	AWAY	0- 0	0- 0	10- 0				
2- 0	0- 0	0- 0	NEUTRAL	0- 0	0- 0	2- 0				
11- 1	0- 0	0- 1	NON-CONFERENCE	1- 0	0- 0	10- 0				
4- 0	0- 0	0- 0	HOME	1- 0	0- 0	3- 0				
5- 1	0- 0	0- 1	AWAY	0- 0	0- 0	5- 0				
2- 0	0- 0	0- 0	NEUTRAL	0- 0	0- 0	2- 0				
11- 0	0- 0	0- 0	CONFERENCE	0- 0	0- 0	11- 0				
6- 0	0- 0	0- 0	HOME	0- 0	0- 0	6- 0				
5- 0	0- 0	0- 0	AWAY	0- 0	0- 0	5- 0				
0- 0	0- 0	0- 0	NEUTRAL	0- 0	0- 0	0- 0				

RPI 1-25				RPI 26-50				RPI 51-100				Team's RPI: 78	RPI 101+			
RPI	S	Opponent	Score	RPI	S	Opponent	Score	RPI	S	Opponent	Score		RPI	S	Opponent	Score
				38	A	Arkansas	58 88	71	H	Bucknell	78 73		176	N	Western Mich.	50 47
													193	A	Binghamton	67 60
													219	A	UMass Lowell	89 69
													219	H	UMass Lowell	60 41
													225	H	Maine	73 69
													230	H	Manhattan	59 54
													244	H	Iona	59 40
													253	N	Morgan St.	63 56
													254	A	New Hampshire	53 44
													254	H	New Hampshire	52 50
													279	A	Pittsburgh	59 56
													280	A	Wagner	66 45
													293	A	UMBC	66 49
													293	H	UMBC	57 45
													301	H	Sacred Heart	54 50
													304	H	Vermont	67 49
													308	A	Albany (NY)	73 53
													313	A	St. Francis Brooklyn	86 73
													316	A	Hofstra	81 38
													337	A	LIU Brooklyn	80 49
													349	H	Hartford	66 55
LAST 10 Division I																
				254	H	New Hampshire	52 50	308	A	Albany (NY)	73 53					
				219	A	UMass Lowell	89 69	349	H	Hartford	66 55					
				293	A	UMBC	66 49	254	A	New Hampshire	53 44					
				219	H	UMass Lowell	60 41	304	H	Vermont	67 49					
				193	A	Binghamton	67 60	225	H	Maine	73 69					

Non-Div I Games: Molloy 66 49

Stony Brook

Average RPI Win:	146	WON-LOST	WINNING	LAST 10	STRENGTH OF	OPP. STRENGTH	TEAM	ADJ.	CONF.	ADJ CONF.
Average RPI Loss:	56	RECORD	PCT. RANK	GAMES	SCHEDULE	OF SCHEDULE	RPI	RPI	RPI	RPI
DIV. I ONLY	12- 11	165	5-5	39	11	89	89	5	5	
DIV. I NON-CONF.	6- 5	151	0	78	27	118	118	3	3	
TOTALS	RPI 1-25	RPI 26-50	W-L RECORDS	RPI 51-100	RPI 101-150	RPI 150+				
12- 11	2- 3	1- 3	OVERALL	3- 3	1- 2	5- 0				
8- 3	2- 1	1- 1	HOME	1- 1	1- 0	3- 0				
2- 5	0- 1	0- 2	AWAY	1- 1	0- 1	1- 0				
2- 3	0- 1	0- 0	NEUTRAL	1- 1	0- 1	1- 0				
6- 5	0- 2	0- 1	NON-CONFERENCE	2- 1	0- 1	4- 0				
4- 1	0- 1	0- 0	HOME	1- 0	0- 0	3- 0				
0- 1	0- 0	0- 1	AWAY	0- 0	0- 0	0- 0				
2- 3	0- 1	0- 0	NEUTRAL	1- 1	0- 1	1- 0				
6- 6	2- 1	1- 2	CONFERENCE	1- 2	1- 1	1- 0				
4- 2	2- 0	1- 1	HOME	0- 1	1- 0	0- 0				
2- 4	0- 1	0- 1	AWAY	1- 1	0- 1	1- 0				
0- 0	0- 0	0- 0	NEUTRAL	0- 0	0- 0	0- 0				

RPI 1-25				RPI 26-50				RPI 51-100 Team's RPI: 89				RPI 101+			
RPI	S	Opponent	Score	RPI	S	Opponent	Score	RPI	S	Opponent	Score	RPI	S	Opponent	Score
2	H	Oregon	64 81	33	H	Virginia Tech	67 65	51	H	Ohio	66 54	104	H	Notre Dame	74 63
10	N	Stanford	59 77	34	A	Michigan	76 84	56	N	West Virginia	69 71	118	A	Wake Forest	60 65
12	A	Louisville	58 62	37	H	Duke	58 88	74	A	Miami (FL)	62 77	139	N	Green Bay	73 79
12	H	Louisville	59 51	50	A	Virginia	41 57	77	A	Boston College	89 79	158	N	Houston	87 62
23	H	Florida St.	90 89					88	H	Georgia Tech	64 82	279	A	Pittsburgh	69 51
								96	N	Michigan St.	77 63	293	H	UMBC	82 48
												308	H	Albany (NY)	75 53
												319	H	UMES	65 50
LAST 10 Division I															
12	H	Louisville	59 51	37	H	Duke	58 88								
77	A	Boston College	89 79	279	A	Pittsburgh	69 51								
50	A	Virginia	41 57	88	H	Georgia Tech	64 82								
33	H	Virginia Tech	67 65	74	A	Miami (FL)	62 77								
118	A	Wake Forest	60 65	104	H	Notre Dame	74 63								

Non-Div I Games:

Syracuse

■ Loss,
 ■ Non-Conf,
 ■ S Site,
 ■ H Home
 ■ A Away
 N Neutral

Average RPI Win:	133	WON-LOST	WINNING	LAST 10	STRENGTH OF	OPP. STRENGTH	TEAM	ADJ.	CONF.	ADJ CONF.
Average RPI Loss:	61	RECORD	PCT. RANK	GAMES	SCHEDULE	OF SCHEDULE	RPI	RPI	RPI	RPI
DIV. I ONLY	17- 4	28	8-2	41	40	22	22	3	3	
DIV. I NON-CONF.	9- 2	37	0	141	67	42	42	4	4	
TOTALS	RPI 1-25	RPI 26-50	W-L RECORDS	RPI 51-100	RPI 101-150	RPI 150+				
17- 4	0- 2	4- 0	OVERALL	2- 1	7- 0	4- 1				
10- 2	0- 1	0- 0	HOME	2- 0	6- 0	2- 1				
7- 2	0- 1	4- 0	AWAY	0- 1	1- 0	2- 0				
0- 0	0- 0	0- 0	NEUTRAL	0- 0	0- 0	0- 0				
9- 2	0- 1	0- 0	NON-CONFERENCE	1- 1	4- 0	4- 0				
7- 0	0- 0	0- 0	HOME	1- 0	4- 0	2- 0				
2- 2	0- 1	0- 0	AWAY	0- 1	0- 0	2- 0				
0- 0	0- 0	0- 0	NEUTRAL	0- 0	0- 0	0- 0				
8- 2	0- 1	4- 0	CONFERENCE	1- 0	3- 0	0- 1				
3- 2	0- 1	0- 0	HOME	1- 0	2- 0	0- 1				
5- 0	0- 0	4- 0	AWAY	0- 0	1- 0	0- 0				
0- 0	0- 0	0- 0	NEUTRAL	0- 0	0- 0	0- 0				

RPI	S	Opponent	Score	RPI	S	Opponent	Score	RPI	S	Opponent	Score	RPI	S	Opponent	Score
8	H	Baylor	57 66	31	A	Texas	65 63	51	H	Ohio	79 72	102	H	Kansas St.	65 61
17	A	Texas A&M	68 70	44	A	Oklahoma St.	72 68	56	H	West Virginia	73 60	119	A	Kansas	87 74
				45	A	Oklahoma	82 63	61	A	Middle Tenn.	70 82	119	H	Kansas	73 59
				49	A	Iowa St.	77 74					125	H	Auburn	80 65
												126	H	Boise St.	77 65
												132	H	Cornell	59 49
												142	H	Robert Morris	66 61
												157	H	Texas Tech	76 80
												231	A	SMU	57 56
												294	H	Texas St.	79 52
												295	H	Nicholls St.	72 47
												300	A	Army West Point	66 52
LAST 10 Division I															
				119	A	Kansas	87 74	45	A	Oklahoma	82 63				
				102	H	Kansas St.	65 61	49	A	Iowa St.	77 74				
				44	A	Oklahoma St.	72 68	119	H	Kansas	73 59				
				56	H	West Virginia	73 60	157	H	Texas Tech	76 80				
				8	H	Baylor	57 66	31	A	Texas	65 63				

Non-Div I Games:

TCU

■ Loss,
 ■ Non-Conf, S Site,
 ■ Home
 ■ Away
 N Neutral

Average RPI Win:	153	WON-LOST	WINNING	LAST 10	STRENGTH OF	OPP. STRENGTH	TEAM	ADJ.	CONF.	ADJ CONF.
Average RPI Loss:	81	RECORD	PCT. RANK	GAMES	SCHEDULE	OF SCHEDULE	RPI	RPI	RPI	RPI
DIV. I ONLY	13- 10	131	6-4	34	77	73	73	9	9	
DIV. I NON-CONF.	8- 5	117	1-0	38	71	62	62	9	9	
TOTALS	RPI 1-25	RPI 26-50	W-L RECORDS	RPI 51-100	RPI 101-150	RPI 150+				
13- 10	0- 3	0- 1	OVERALL	5- 3	1- 2	7- 1				
8- 4	0- 3	0- 0	HOME	4- 0	1- 1	3- 0				
5- 4	0- 0	0- 0	AWAY	1- 2	0- 1	4- 1				
0- 2	0- 0	0- 1	NEUTRAL	0- 1	0- 0	0- 0				
8- 5	0- 2	0- 1	NON-CONFERENCE	3- 1	1- 0	4- 1				
5- 2	0- 2	0- 0	HOME	2- 0	1- 0	2- 0				
3- 1	0- 0	0- 0	AWAY	1- 0	0- 0	2- 1				
0- 2	0- 0	0- 1	NEUTRAL	0- 1	0- 0	0- 0				
5- 5	0- 1	0- 0	CONFERENCE	2- 2	0- 2	3- 0				
3- 2	0- 1	0- 0	HOME	2- 0	0- 1	1- 0				
2- 3	0- 0	0- 0	AWAY	0- 2	0- 1	2- 0				
0- 0	0- 0	0- 0	NEUTRAL	0- 0	0- 0	0- 0				

RPI 1-25				RPI 26-50				RPI 51-100				RPI 101+			
RPI	S	Opponent	Score	RPI	S	Opponent	Score	RPI	S	Opponent	Score	RPI	S	Opponent	Score
1	H	South Carolina	71 78	35	N	Creighton	59 69	52	H	UCF	67 65	101	H	Duquesne	85 72
6	H	UConn	54 83					67	A	South Fla.	51 99	148	A	Wichita St.	70 72
25	H	FGCU	67 93					67	H	South Fla.	69 66	148	H	Wichita St.	75 85
								71	A	Bucknell	72 61	158	A	Houston	61 58
								80	A	Cincinnati	81 86	183	A	Towson	74 59
								81	N	North Carolina	58 71	207	A	La Salle	72 69
								87	H	Penn	76 72	215	A	Saint Joseph's	63 67
								95	H	Villanova	74 69	228	H	Fairfield	77 59
												231	H	SMU	85 62
												246	A	Tulsa	74 65
												264	H	Xavier	78 65
LAST 10 Division I															
67	A	South Fla.	51 99	148	A	Wichita St.	70 72	67	H	South Fla.	69 66				
148	H	Wichita St.	75 85					231	H	SMU	85 62				
52	H	UCF	67 65					158	A	Houston	61 58				
80	A	Cincinnati	81 86					246	A	Tulsa	74 65				
87	H	Penn	76 72												

Non-Div I Games:

Temple

Tennessee

Through Games Of Feb. 11, 2020

Average RPI Win:	196	WON-LOST	WINNING	LAST 10	STRENGTH OF	OPP. STRENGTH	TEAM	ADJ.	CONF.	ADJ CONF.
Average RPI Loss:	14	RECORD	PCT. RANK	GAMES	SCHEDULE	OF SCHEDULE	RPI	RPI	RPI	RPI
DIV. I ONLY	17- 6	45	6-4	107	58	48	48	4	4	
DIV. I NON-CONF.	10- 3	57	0-1	253	153	104	104	5	5	
TOTALS	RPI 1-25	RPI 26-50	W-L RECORDS	RPI 51-100	RPI 101-150	RPI 150+				
17- 6	1- 4	0- 2	OVERALL	2- 0	4- 0	10- 0				
11- 2	1- 1	0- 1	HOME	2- 0	1- 0	7- 0				
6- 4	0- 3	0- 1	AWAY	0- 0	3- 0	3- 0				
0- 0	0- 0	0- 0	NEUTRAL	0- 0	0- 0	0- 0				
10- 3	0- 2	0- 1	NON-CONFERENCE	0- 0	1- 0	9- 0				
7- 1	0- 0	0- 1	HOME	0- 0	0- 0	7- 0				
3- 2	0- 2	0- 0	AWAY	0- 0	1- 0	2- 0				
0- 0	0- 0	0- 0	NEUTRAL	0- 0	0- 0	0- 0				
7- 3	1- 2	0- 1	CONFERENCE	2- 0	3- 0	1- 0				
4- 1	1- 1	0- 0	HOME	2- 0	1- 0	0- 0				
3- 2	0- 1	0- 1	AWAY	0- 0	2- 0	1- 0				
0- 0	0- 0	0- 0	NEUTRAL	0- 0	0- 0	0- 0				

RPI	S	Opponent	Score	RPI	S	Opponent	Score	RPI	S	Opponent	Score	RPI	S	Opponent	Score
1	A	South Carolina	48 69	27	A	Kentucky	76 80	65	H	Alabama	65 63	104	A	Notre Dame	74 63
6	A	UConn	45 60	31	H	Texas	60 66	82	H	Georgia	73 56	108	A	Vanderbilt	78 69
9	H	Mississippi St.	55 72									129	H	Missouri	77 66
10	A	Stanford	51 78									133	A	Florida	78 50
24	H	LSU	63 58									206	A	Portland St.	88 61
												209	H	Stetson	73 46
												216	H	Central Ark.	63 36
												255	H	Howard	88 38
												267	H	Colorado St.	79 41
												268	A	ETSU	72 68
												278	A	Ole Miss	84 28
												311	H	Air Force	81 54
												334	H	Ark.-Pine Bluff	92 51
												340	H	Tennessee St.	73 43
LAST 10 Division I															
9	H	Mississippi St.	55 72	65	H	Alabama	65 63								
1	A	South Carolina	48 69	133	A	Florida	78 50								
108	A	Vanderbilt	78 69	82	H	Georgia	73 56								
24	H	LSU	63 58	278	A	Ole Miss	84 28								
6	A	UConn	45 60	27	A	Kentucky	76 80								

Non-Div I Games:

Tennessee

■ Loss,
 ■ Non-Conf, S Site,
 ■ Home
 ■ Away
 N Neutral

Average RPI Win:	241	WON-LOST	WINNING	LAST 10	STRENGTH OF	OPP. STRENGTH	TEAM	ADJ.	CONF.	ADJ CONF.
Average RPI Loss:	194	RECORD	PCT. RANK	GAMES	SCHEDULE	OF SCHEDULE	RPI	RPI	RPI	RPI
DIV. I ONLY	1- 19	346	1-9	196	309	340	340	20	20	
DIV. I NON-CONF.	0- 8	338	0	123	254	323	323	24	24	
TOTALS	RPI 1-25	RPI 26-50	W-L RECORDS	RPI 51-100	RPI 101-150	RPI 150+				
1- 19	0- 1	0- 1	OVERALL	0- 1	0- 2	1- 14				
1- 10	0- 0	0- 0	HOME	0- 0	0- 1	1- 9				
0- 9	0- 1	0- 1	AWAY	0- 1	0- 1	0- 5				
0- 0	0- 0	0- 0	NEUTRAL	0- 0	0- 0	0- 0				
0- 8	0- 1	0- 1	NON-CONFERENCE	0- 0	0- 1	0- 5				
0- 5	0- 0	0- 0	HOME	0- 0	0- 1	0- 4				
0- 3	0- 1	0- 1	AWAY	0- 0	0- 0	0- 1				
0- 0	0- 0	0- 0	NEUTRAL	0- 0	0- 0	0- 0				
1- 11	0- 0	0- 0	CONFERENCE	0- 1	0- 1	1- 9				
1- 5	0- 0	0- 0	HOME	0- 0	0- 0	1- 5				
0- 6	0- 0	0- 0	AWAY	0- 1	0- 1	0- 4				
0- 0	0- 0	0- 0	NEUTRAL	0- 0	0- 0	0- 0				

RPI	S	Opponent	Score	RPI	S	Opponent	Score	RPI	S	Opponent	Score	RPI	S	Opponent	Score	Team's RPI: 340
21	A	Arizona	42 77	48	A	Tennessee	43 73	69	A	UT Martin	71 88	108	H	Vanderbilt	55 106	
												128	A	Southeast Mo. St.	54 83	
												154	H	North Ala.	63 88	
												160	H	Columbia	65 75	
												163	A	Tennessee Tech	47 88	
												192	A	Austin Peay	58 76	
												192	H	Austin Peay	55 87	
												224	H	Eastern Ill.	52 73	
												235	A	South Alabama	48 70	
												241	A	Murray St.	62 100	
												241	H	Murray St.	96 81	
												248	H	Morehead St.	47 84	
												270	H	Eastern Ky.	55 61	
												276	H	Lipscomb	64 74	
												297	A	Jacksonville St.	48 70	
												328	H	Alcorn	57 62	
												338	H	SIUE	63 76	
LAST 10 Division I																
241	H	Murray St.	96 81	192	A	Austin Peay	58 76									
192	H	Austin Peay	55 87	270	H	Eastern Ky.	55 61									
163	A	Tennessee Tech	47 88	248	H	Morehead St.	47 84									
297	A	Jacksonville St.	48 70	128	A	Southeast Mo. St.	54 83									
241	A	Murray St.	62 100	69	A	UT Martin	71 88									

Non-Div I Games: Wilberforce 83 65 Fisk 91 50

Tennessee St.

Average RPI Win:	274	WON-LOST	WINNING	LAST 10	STRENGTH OF	OPP. STRENGTH	TEAM	ADJ.	CONF.	ADJ CONF.
Average RPI Loss:	97	RECORD	PCT. RANK	GAMES	SCHEDULE	OF SCHEDULE	RPI	RPI	RPI	RPI
DIV. I ONLY	14- 7	74	7-3	331	193	163	163	20	20	
DIV. I NON-CONF.	5- 4	140	0	344	128	234	234	24	24	
TOTALS	RPI 1-25	RPI 26-50	W-L RECORDS	RPI 51-100	RPI 101-150	RPI 150+				
14- 7	0- 0	0- 0	OVERALL	0- 4	0- 2	14- 1				
7- 1	0- 0	0- 0	HOME	0- 1	0- 0	7- 0				
6- 5	0- 0	0- 0	AWAY	0- 3	0- 2	6- 0				
1- 1	0- 0	0- 0	NEUTRAL	0- 0	0- 0	1- 1				
5- 4	0- 0	0- 0	NON-CONFERENCE	0- 2	0- 1	5- 1				
2- 0	0- 0	0- 0	HOME	0- 0	0- 0	2- 0				
2- 3	0- 0	0- 0	AWAY	0- 2	0- 1	2- 0				
1- 1	0- 0	0- 0	NEUTRAL	0- 0	0- 0	1- 1				
9- 3	0- 0	0- 0	CONFERENCE	0- 2	0- 1	9- 0				
5- 1	0- 0	0- 0	HOME	0- 1	0- 0	5- 0				
4- 2	0- 0	0- 0	AWAY	0- 1	0- 1	4- 0				
0- 0	0- 0	0- 0	NEUTRAL	0- 0	0- 0	0- 0				

RPI 1-25			RPI 26-50			RPI 51-100			RPI 101+ Team's RPI: 163		
RPI	S	Opponent	Score	RPI	S	Opponent	Score	RPI	S	Opponent	Score
								55	H	Belmont	47 59
								61	A	Middle Tenn.	58 64
								69	A	UT Martin	62 71
								85	A	Southern Ill.	65 76
								108	A	Vanderbilt	61 75
								128	A	Southeast Mo. St.	72 87
								171	N	Northern Ill.	74 82
								174	A	Samford	72 57
								192	H	Austin Peay	58 49
								224	A	Eastern Ill.	75 62
								241	H	Murray St.	77 72
								248	A	Morehead St.	75 55
								248	H	Morehead St.	82 75
								270	A	Eastern Ky.	60 42
								270	H	Eastern Ky.	87 82
								276	H	Lipscomb	78 58
								330	N	Detroit Mercy	69 47
								336	A	Western Caro.	62 58
								338	A	SIUE	65 50
								340	H	Tennessee St.	88 47
								347	H	La.-Monroe	75 68
LAST 10 Division I											
								128	A	Southeast Mo. St.	72 87
								248	H	Morehead St.	82 75
								69	A	UT Martin	62 71
								224	A	Eastern Ill.	75 62
								340	H	Tennessee St.	88 47
								338	A	SIUE	65 50
								241	H	Murray St.	77 72
								55	H	Belmont	47 59
								241	H	Murray St.	77 72
								192	H	Austin Peay	58 49
								270	H	Eastern Ky.	87 82

Non-Div I Games: Tenn. Wesleyan 94 45 Cumberland (TN) 88 51

Tennessee Tech

Loss, Non-Conf, S Site, H Home A Away N Neutral

Average RPI Win:	148	WON-LOST	WINNING	LAST 10	STRENGTH OF	OPP. STRENGTH	TEAM	ADJ.	CONF.	ADJ CONF.
Average RPI Loss:	52	RECORD	PCT. RANK	GAMES	SCHEDULE	OF SCHEDULE	RPI	RPI	RPI	RPI
DIV. I ONLY	15- 7	66	7-3	16	70	31	31	3	3	
DIV. I NON-CONF.	8- 4	90	0	68	111	69	69	4	4	
TOTALS	RPI 1-25	RPI 26-50	W-L RECORDS	RPI 51-100	RPI 101-150	RPI 150+				
15- 7	1- 4	4- 0	OVERALL	1- 2	2- 0	7- 1				
8- 3	1- 3	0- 0	HOME	1- 0	1- 0	5- 0				
6- 3	0- 0	4- 0	AWAY	0- 2	1- 0	1- 1				
1- 1	0- 1	0- 0	NEUTRAL	0- 0	0- 0	1- 0				
8- 4	1- 2	1- 0	NON-CONFERENCE	1- 1	0- 0	5- 1				
6- 1	1- 1	0- 0	HOME	1- 0	0- 0	4- 0				
1- 2	0- 0	1- 0	AWAY	0- 1	0- 0	0- 1				
1- 1	0- 1	0- 0	NEUTRAL	0- 0	0- 0	1- 0				
7- 3	0- 2	3- 0	CONFERENCE	0- 1	2- 0	2- 0				
2- 2	0- 2	0- 0	HOME	0- 0	1- 0	1- 0				
5- 1	0- 0	3- 0	AWAY	0- 1	1- 0	1- 0				
0- 0	0- 0	0- 0	NEUTRAL	0- 0	0- 0	0- 0				

RPI	S	Opponent	Score	RPI	S	Opponent	Score	Team's RPI: 31	RPI	S	Opponent	Score	RPI	S	Opponent	Score
8	H	Baylor	44 64	44	A	Oklahoma St.	61 56		51	H	Ohio	73 60	102	A	Kansas St.	71 63
10	H	Stanford	69 64	45	A	Oklahoma	70 53		56	A	West Virginia	63 68	119	H	Kansas	85 77
13	N	NC State	73 84	48	A	Tennessee	66 60		67	A	South Fla.	57 64	157	A	Texas Tech	81 66
21	H	Arizona	58 83	49	A	Iowa St.	81 75						157	H	Texas Tech	92 66
22	H	TCU	63 65										178	A	Hawaii	60 73
													236	H	Southern U.	93 39
													262	N	North Texas	63 57
													298	H	UTSA	84 53
													306	H	UTRGV	85 69
													332	H	Northwestern St.	91 49
LAST 10 Division I																
157	A	Texas Tech	81 66	102	A	Kansas St.	71 63									
8	H	Baylor	44 64	157	H	Texas Tech	92 66									
45	A	Oklahoma	70 53	56	A	West Virginia	63 68									
44	A	Oklahoma St.	61 56	49	A	Iowa St.	81 75									
119	H	Kansas	85 77	22	H	TCU	63 65									

Non-Div I Games:

Texas

Average RPI Win:	119	WON-LOST	WINNING	LAST 10	STRENGTH OF	OPP. STRENGTH	TEAM	ADJ.	CONF.	ADJ CONF.
Average RPI Loss:	21	RECORD	PCT. RANK	GAMES	SCHEDULE	OF SCHEDULE	RPI	RPI	RPI	RPI
DIV. I ONLY	18- 5	36	6-4	13	35	17	17	4	4	
DIV. I NON-CONF.	12- 1	10	0	23	41	7	7	5	5	
TOTALS	RPI 1-25	RPI 26-50	W-L RECORDS	RPI 51-100	RPI 101-150	RPI 150+				
18- 5	1- 4	3- 1	OVERALL	6- 0	3- 0	5- 0				
12- 1	1- 1	2- 0	HOME	1- 0	3- 0	5- 0				
4- 3	0- 2	1- 1	AWAY	3- 0	0- 0	0- 0				
2- 1	0- 1	0- 0	NEUTRAL	2- 0	0- 0	0- 0				
12- 1	1- 1	2- 0	NON-CONFERENCE	4- 0	1- 0	4- 0				
8- 0	1- 0	2- 0	HOME	0- 0	1- 0	4- 0				
2- 0	0- 0	0- 0	AWAY	2- 0	0- 0	0- 0				
2- 1	0- 1	0- 0	NEUTRAL	2- 0	0- 0	0- 0				
6- 4	0- 3	1- 1	CONFERENCE	2- 0	2- 0	1- 0				
4- 1	0- 1	0- 0	HOME	1- 0	2- 0	1- 0				
2- 3	0- 2	1- 1	AWAY	1- 0	0- 0	0- 0				
0- 0	0- 0	0- 0	NEUTRAL	0- 0	0- 0	0- 0				

RPI 1-25				RPI 26-50				RPI 51-100				RPI 101+			
RPI	S	Opponent	Score	RPI	S	Opponent	Score	RPI	S	Opponent	Score	RPI	S	Opponent	Score
9	A	Mississippi St.	57 69	27	A	Kentucky	54 76	65	A	Alabama	79 74	116	H	A&M-Corpus Christi	85 48
22	H	TCU	70 68	37	H	Duke	79 58	82	H	Georgia	64 63	129	H	Missouri	72 53
23	N	Florida St.	58 80	38	A	Arkansas	84 77	84	A	Southern California	74 64	133	H	Florida	69 42
24	A	LSU	58 59	44	H	Oklahoma St.	74 62	86	A	Rice	62 61	158	H	Houston	72 43
24	H	LSU	54 57					88	N	Georgia Tech	60 48	182	H	Little Rock	78 35
								91	N	Montana St.	78 67	216	H	Central Ark.	76 46
												278	H	Ole Miss	79 35
												287	H	Prairie View	80 38
LAST 10 Division I															
9	A	Mississippi St.	57 69	133	H	Florida	69 42								
24	A	LSU	58 59	27	A	Kentucky	54 76								
82	H	Georgia	64 63	24	H	LSU	54 57								
129	H	Missouri	72 53	278	H	Ole Miss	79 35								
65	A	Alabama	79 74	38	A	Arkansas	84 77								

Non-Div I Games:

Texas A&M

Texas Southern

Through Games Of Feb. 11, 2020

Average RPI Win:	255	WON-LOST	WINNING	LAST 10	STRENGTH OF	OPP. STRENGTH	TEAM	ADJ.	CONF.	ADJ CONF.
Average RPI Loss:	97	RECORD	PCT. RANK	GAMES	SCHEDULE	OF SCHEDULE	RPI	RPI	RPI	RPI
DIV. I ONLY	13- 8	97	8-2	218	236	110	110	32	32	
DIV. I NON-CONF.	5- 6	187	0	16	33	48	48	31	31	
TOTALS	RPI 1-25	RPI 26-50	W-L RECORDS	RPI 51-100	RPI 101-150	RPI 150+				
13- 8	0- 2	0- 1	OVERALL	1- 2	2- 1	10- 2				
6- 0	0- 0	0- 0	HOME	1- 0	0- 0	5- 0				
7- 6	0- 2	0- 1	AWAY	0- 1	2- 0	5- 2				
0- 2	0- 0	0- 0	NEUTRAL	0- 1	0- 1	0- 0				
5- 6	0- 2	0- 1	NON-CONFERENCE	1- 2	2- 1	2- 0				
1- 0	0- 0	0- 0	HOME	1- 0	0- 0	0- 0				
4- 4	0- 2	0- 1	AWAY	0- 1	2- 0	2- 0				
0- 2	0- 0	0- 0	NEUTRAL	0- 1	0- 1	0- 0				
8- 2	0- 0	0- 0	CONFERENCE	0- 0	0- 0	8- 2				
5- 0	0- 0	0- 0	HOME	0- 0	0- 0	5- 0				
3- 2	0- 0	0- 0	AWAY	0- 0	0- 0	3- 2				
0- 0	0- 0	0- 0	NEUTRAL	0- 0	0- 0	0- 0				

RPI 1-25				RPI 26-50				RPI 51-100				RPI 101+ Team's RPI: 110			
RPI	S	Opponent	Score	RPI	S	Opponent	Score	RPI	S	Opponent	Score	RPI	S	Opponent	Score
2	A	Oregon	63 99	49	A	Iowa St.	59 79	66	A	Colorado	50 74	115	N	UAB	68 84
11	A	Gonzaga	45 80					86	H	Rice	63 56	121	A	UT Arlington	74 63
								92	N	Utah	52 61	144	A	Tulane	72 62
												152	A	Jackson St.	79 81
												178	A	Hawaii	74 57
												236	H	Southern U.	61 56
												271	A	Alabama A&M	65 58
												287	A	Prairie View	47 50
												287	H	Prairie View	88 65
												306	A	UTRGV	71 44
												322	A	Alabama St.	81 54
												328	H	Alcorn	105 70
												334	H	Ark.-Pine Bluff	78 77
												346	A	Grambling	89 85
												351	H	Mississippi Val.	88 58
LAST 10 Division I															
287	A	Prairie View	47 50	346	A	Grambling	89 85								
322	A	Alabama St.	81 54	152	A	Jackson St.	79 81								
271	A	Alabama A&M	65 58	287	H	Prairie View	88 65								
334	H	Ark.-Pine Bluff	78 77	328	H	Alcorn	105 70								
351	H	Mississippi Val.	88 58	236	H	Southern U.	61 56								

Non-Div I Games:

Texas Southern

■ Loss,
 ■ Non-Conf,
 ■ S Site,
 ■ Home
 ■ A Away
 N Neutral

Average RPI Win:	205	WON-LOST	WINNING	LAST 10	STRENGTH OF	OPP. STRENGTH	TEAM	ADJ.	CONF.	ADJ CONF.
Average RPI Loss:	180	RECORD	PCT. RANK	GAMES	SCHEDULE	OF SCHEDULE	RPI	RPI	RPI	RPI
DIV. I ONLY	6- 14	284	1-9	192	259	294	294	21	21	
DIV. I NON-CONF.	5- 4	140	0	219	241	148	148	19	19	
TOTALS	RPI 1-25	RPI 26-50	W-L RECORDS	RPI 51-100	RPI 101-150	RPI 150+				
6- 14	0- 1	0- 0	OVERALL	0- 3	2- 1	4- 9				
5- 6	0- 0	0- 0	HOME	0- 1	2- 0	3- 5				
1- 8	0- 1	0- 0	AWAY	0- 2	0- 1	1- 4				
0- 0	0- 0	0- 0	NEUTRAL	0- 0	0- 0	0- 0				
5- 4	0- 1	0- 0	NON-CONFERENCE	0- 0	1- 1	4- 2				
4- 0	0- 0	0- 0	HOME	0- 0	1- 0	3- 0				
1- 4	0- 1	0- 0	AWAY	0- 0	0- 1	1- 2				
0- 0	0- 0	0- 0	NEUTRAL	0- 0	0- 0	0- 0				
1- 10	0- 0	0- 0	CONFERENCE	0- 3	1- 0	0- 7				
1- 6	0- 0	0- 0	HOME	0- 1	1- 0	0- 5				
0- 4	0- 0	0- 0	AWAY	0- 2	0- 0	0- 2				
0- 0	0- 0	0- 0	NEUTRAL	0- 0	0- 0	0- 0				

RPI 1-25				RPI 26-50				RPI 51-100				RPI 101+ Team's RPI: 294			
RPI	S	Opponent	Score	RPI	S	Opponent	Score	RPI	S	Opponent	Score	RPI	S	Opponent	Score
22	A	TCU	52 79					58	A	Troy	50 84	116	H	A&M-Corpus Christi	57 48
								99	A	Coastal Caro.	67 75	119	A	Kansas	48 68
								99	H	Coastal Caro.	59 69	121	H	UT Arlington	72 55
												165	H	Louisiana	67 73
												169	H	New Orleans	51 49
												182	H	Little Rock	66 78
												198	A	Dartmouth	61 51
												208	A	Oral Roberts	57 63
												235	A	South Alabama	76 78
												239	H	Arkansas St.	53 56
												249	A	Appalachian St.	65 73
												249	H	Appalachian St.	47 59
												253	A	Morgan St.	62 72
												298	H	UTSA	74 69
												328	H	Alcorn	67 59
												347	H	La.-Monroe	55 58
LAST 10 Division I															
249	H	Appalachian St.	47 59	165	H	Louisiana	67 73								
99	H	Coastal Caro.	59 69	347	H	La.-Monroe	55 58								
121	H	UT Arlington	72 55	249	A	Appalachian St.	65 73								
235	A	South Alabama	76 78	99	A	Coastal Caro.	67 75								
58	A	Troy	50 84	239	H	Arkansas St.	53 56								

Non-Div I Games: Texas Lutheran 72 31 Tex. Permian Basin 83 45

Texas St.

■ Loss,
■ Non-Conf,
■ S Site,
■ H Home
■ A Away
N Neutral

Average RPI Win:	234	WON-LOST	WINNING	LAST 10	STRENGTH OF	OPP. STRENGTH	TEAM	ADJ.	CONF.	ADJ CONF.
Average RPI Loss:	63	RECORD	PCT. RANK	GAMES	SCHEDULE	OF SCHEDULE	RPI	RPI	RPI	RPI
DIV. I ONLY	14- 7	74	3-7	276	89	157	157	3	3	
DIV. I NON-CONF.	11- 0	1	0	351	338	168	168	4	4	
TOTALS	RPI 1-25	RPI 26-50	W-L RECORDS	RPI 51-100	RPI 101-150	RPI 150+				
14- 7	1- 1	2- 3	OVERALL	0- 0	1- 3	10- 0				
11- 3	0- 0	2- 2	HOME	0- 0	0- 1	9- 0				
2- 4	1- 1	0- 1	AWAY	0- 0	1- 2	0- 0				
1- 0	0- 0	0- 0	NEUTRAL	0- 0	0- 0	1- 0				
11- 0	0- 0	0- 0	NON-CONFERENCE	0- 0	1- 0	10- 0				
9- 0	0- 0	0- 0	HOME	0- 0	0- 0	9- 0				
1- 0	0- 0	0- 0	AWAY	0- 0	1- 0	0- 0				
1- 0	0- 0	0- 0	NEUTRAL	0- 0	0- 0	1- 0				
3- 7	1- 1	2- 3	CONFERENCE	0- 0	0- 3	0- 0				
2- 3	0- 0	2- 2	HOME	0- 0	0- 1	0- 0				
1- 4	1- 1	0- 1	AWAY	0- 0	0- 2	0- 0				
0- 0	0- 0	0- 0	NEUTRAL	0- 0	0- 0	0- 0				

RPI 1-25				RPI 26-50				RPI 51-100				RPI 101+ Team's RPI: 157			
RPI	S	Opponent	Score	RPI	S	Opponent	Score	RPI	S	Opponent	Score	RPI	S	Opponent	Score
8	A	Baylor	79 87	31	A	Texas	66 92					102	A	Kansas St.	70 84
22	A	TCU	80 76	31	H	Texas	66 81					102	H	Kansas St.	72 76
				44	H	Oklahoma St.	109 79					119	A	Kansas	50 67
				45	H	Oklahoma	89 84					120	A	San Diego	64 60
				49	H	Iowa St.	66 96					170	H	Sam Houston St.	99 57
												278	H	Ole Miss	84 48
												287	H	Prairie View	82 48
												298	H	UTSA	115 58
												323	H	Houston Baptist	59 51
												331	N	Purdue Fort Wayne	82 48
												332	H	Northwestern St.	79 49
												334	H	Ark.-Pine Bluff	81 55
												345	H	Florida A&M	98 60
												347	H	La.-Monroe	83 38
LAST 10 Division I															
				31	H	Texas	66 81			119	A	Kansas	50 67		
				102	A	Kansas St.	70 84			31	A	Texas	66 92		
				44	H	Oklahoma St.	109 79			102	H	Kansas St.	72 76		
				8	A	Baylor	79 87			22	A	TCU	80 76		
				45	H	Oklahoma	89 84			49	H	Iowa St.	66 96		

Non-Div I Games:

Texas Tech

Average RPI Win:	189	WON-LOST	WINNING	LAST 10	STRENGTH OF	OPP. STRENGTH	TEAM	ADJ.	CONF.	ADJ CONF.
Average RPI Loss:	120	RECORD	PCT. RANK	GAMES	SCHEDULE	OF SCHEDULE	RPI	RPI	RPI	RPI
DIV. I ONLY	11- 10	158	6-4	133	132	147	147	10	10	
DIV. I NON-CONF.	5- 6	187	0	164	214	199	199	10	10	
TOTALS	RPI 1-25	RPI 26-50	W-L RECORDS	RPI 51-100	RPI 101-150	RPI 150+				
11- 10	0- 1	0- 0	OVERALL	1- 2	4- 2	6- 5				
6- 4	0- 0	0- 0	HOME	1- 1	2- 0	3- 3				
4- 5	0- 1	0- 0	AWAY	0- 0	1- 2	3- 2				
1- 1	0- 0	0- 0	NEUTRAL	0- 1	1- 0	0- 0				
5- 6	0- 0	0- 0	NON-CONFERENCE	1- 2	1- 2	3- 2				
2- 3	0- 0	0- 0	HOME	1- 1	0- 0	1- 2				
2- 2	0- 0	0- 0	AWAY	0- 0	0- 2	2- 0				
1- 1	0- 0	0- 0	NEUTRAL	0- 1	1- 0	0- 0				
6- 4	0- 1	0- 0	CONFERENCE	0- 0	3- 0	3- 3				
4- 1	0- 0	0- 0	HOME	0- 0	2- 0	2- 1				
2- 3	0- 1	0- 0	AWAY	0- 0	1- 0	1- 2				
0- 0	0- 0	0- 0	NEUTRAL	0- 0	0- 0	0- 0				

RPI 1-25	RPI 26-50	RPI 51-100	RPI 101+	Team's RPI: 147
RPI S Opponent Score	RPI S Opponent Score	RPI S Opponent Score	RPI S Opponent Score	
18 A Central Mich. 66 73		55 H Belmont 53 48	101 A Duquesne 74 79	
		58 N Troy 64 71	104 A Notre Dame 51 54	
		64 H Dayton 42 60	105 N Pacific 66 65	
			109 A Buffalo 78 62	
			109 H Buffalo 71 59	
			112 H Kent St. 69 60	
			164 H Eastern Mich. 62 77	
			166 H Memphis 76 83	
			167 A Miami (OH) 83 92	
			171 A Northern Ill. 63 51	
			176 A Western Mich. 72 84	
			184 H Valparaiso 54 61	
			189 H Akron 65 61	
			250 H Bowling Green 79 72	
			315 A Georgia St. 74 48	
			330 A Detroit Mercy 82 64	
			339 H Canisius 83 65	
LAST 10 Division I				
109 A Buffalo 78 62	250 H Bowling Green 79 72			
167 A Miami (OH) 83 92	189 H Akron 65 61			
112 H Kent St. 69 60	171 A Northern Ill. 63 51			
164 H Eastern Mich. 62 77	109 H Buffalo 71 59			
18 A Central Mich. 66 73	176 A Western Mich. 72 84			

Non-Div I Games:

Toledo

■ Loss,
 ■ Non-Conf, S Site,
 ■ Home
 ■ Away
 N Neutral

Average RPI Win: 211	WON-LOST	WINNING	LAST 10	STRENGTH OF	OPP. STRENGTH	TEAM	ADJ.	CONF.	ADJ CONF.
Average RPI Loss: 114	RECORD	PCT. RANK	GAMES	SCHEDULE	OF SCHEDULE	RPI	RPI	RPI	RPI
DIV. I ONLY	9- 11	215	5-5	123	119	183	183	14	14
DIV. I NON-CONF.	4- 6	212	0	159	75	226	226	13	13
TOTALS	RPI 1-25	RPI 26-50	W-L RECORDS	RPI 51-100	RPI 101-150	RPI 150+			
9- 11	0- 1	1- 2	OVERALL	0- 2	1- 3	7- 3			
6- 4	0- 0	1- 0	HOME	0- 1	1- 2	4- 1			
2- 6	0- 0	0- 2	AWAY	0- 1	0- 1	2- 2			
1- 1	0- 1	0- 0	NEUTRAL	0- 0	0- 0	1- 0			
4- 6	0- 1	0- 1	NON-CONFERENCE	0- 1	0- 1	4- 2			
3- 2	0- 0	0- 0	HOME	0- 1	0- 0	3- 1			
0- 3	0- 0	0- 1	AWAY	0- 0	0- 1	0- 1			
1- 1	0- 1	0- 0	NEUTRAL	0- 0	0- 0	1- 0			
5- 5	0- 0	1- 1	CONFERENCE	0- 1	1- 2	3- 1			
3- 2	0- 0	1- 0	HOME	0- 0	1- 2	1- 0			
2- 3	0- 0	0- 1	AWAY	0- 1	0- 0	2- 1			
0- 0	0- 0	0- 0	NEUTRAL	0- 0	0- 0	0- 0			

RPI 1-25				RPI 26-50				RPI 51-100				RPI 101+ Team's RPI: 183			
RPI	S	Opponent	Score	RPI	S	Opponent	Score	RPI	S	Opponent	Score	RPI	S	Opponent	Score
7	N	Iowa	72 100	43	A	James Madison	39 81	54	A	Drexel	50 59	120	A	San Diego	67 81
				43	H	James Madison	76 75	73	H	Temple	59 74	127	H	William & Mary	75 83
				47	A	Rutgers	53 67					134	H	Elon	61 74
												146	H	Northeastern	81 68
												181	H	American	63 60
												187	A	Delaware	62 69
												200	H	Mt. St. Mary's	73 57
												205	H	Penn St.	67 73
												244	N	Iona	75 58
												245	H	Marshall	59 56
												258	A	San Diego St.	72 80
												259	A	Col. of Charleston	79 62
												263	A	UNCW	62 41
												316	H	Hofstra	84 71
LAST 10 Division I															
				43	A	James Madison	39 81	263	A	UNCW	62 41				
				187	A	Delaware	62 69	259	A	Col. of Charleston	79 62				
				54	A	Drexel	50 59	43	H	James Madison	76 75				
				316	H	Hofstra	84 71	127	H	William & Mary	75 83				
				146	H	Northeastern	81 68	134	H	Elon	61 74				

Non-Div I Games: Chestnut Hill 86 49

Towson

■ Loss,
 ■ Non-Conf,
 ■ S Site,
 ■ H Home
 ■ A Away
 N Neutral

Average RPI Loss: 70

Average RPI Win: 224		WON-LOST	WINNING	LAST 10	STRENGTH OF	OPP. STRENGTH	TEAM	ADJ.	CONF.	ADJ CONF.
Average RPI Loss: 70		RECORD	PCT. RANK	GAMES	SCHEDULE	OF SCHEDULE	RPI	RPI	RPI	RPI
DIV. I ONLY		17- 3	19	9-1	220	200	58	58	21	21
DIV. I NON-CONF.		7- 2	53	0	119	65	31	31	19	19
-----		-----								
TOTALS	RPI 1-25	RPI 26-50		W-L RECORDS	RPI 51-100		RPI 101-150		RPI 150+	
17- 3	0- 1	0- 1		OVERALL	1- 0		4- 0		12- 1	
8- 1	0- 0	0- 0		HOME	1- 0		1- 0		6- 1	
7- 2	0- 1	0- 1		AWAY	0- 0		1- 0		6- 0	
2- 0	0- 0	0- 0		NEUTRAL	0- 0		2- 0		0- 0	
7- 2	0- 1	0- 1		NON-CONFERENCE	0- 0		3- 0		4- 0	
2- 0	0- 0	0- 0		HOME	0- 0		0- 0		2- 0	
3- 2	0- 1	0- 1		AWAY	0- 0		1- 0		2- 0	
2- 0	0- 0	0- 0		NEUTRAL	0- 0		2- 0		0- 0	
10- 1	0- 0	0- 0		CONFERENCE	1- 0		1- 0		8- 1	
6- 1	0- 0	0- 0		HOME	1- 0		1- 0		4- 1	
4- 0	0- 0	0- 0		AWAY	0- 0		0- 0		4- 0	
0- 0	0- 0	0- 0		NEUTRAL	0- 0		0- 0		0- 0	

RPI 1-25				RPI 26-50				RPI 51-100				Team's RPI: 58				RPI 101+			
RPI	S	Opponent	Score	RPI	S	Opponent	Score	RPI	S	Opponent	Score	RPI	S	Opponent	Score	RPI	S	Opponent	Score
9	A	Mississippi St.	82 122	37	A	Duke	85 99	99	H	Coastal Caro.	84 77	112	N	Kent St.	71 64	114	A	Bethune-Cookman	68 62
												121	H	UT Arlington	85 69	147	N	Toledo	71 64
												165	A	Louisiana	67 64	165	H	Louisiana	73 79
												174	A	Samford	74 65	232	A	Chattanooga	90 51
												235	H	South Alabama	85 68	249	H	Appalachian St.	84 55
												268	H	ETSU	79 61	294	H	Texas St.	84 50
												297	H	Jacksonville St.	94 64	299	A	Ga. Southern	79 69
												315	A	Georgia St.	71 57	347	A	La.-Monroe	72 65
												347	H	La.-Monroe	77 65				
LAST 10 Division I																			
165	A	Louisiana	67 64	315	A	Georgia St.	71 57												
347	H	La.-Monroe	77 65	299	A	Ga. Southern	79 69												
235	H	South Alabama	85 68	165	H	Louisiana	73 79												
121	H	UT Arlington	85 69	347	A	La.-Monroe	72 65												
294	H	Texas St.	84 50	249	H	Appalachian St.	84 55												

Troy

Tulane

Through Games Of Feb. 11, 2020

Average RPI Win:	183	WON-LOST	WINNING	LAST 10	STRENGTH OF	OPP. STRENGTH	TEAM	ADJ.	CONF.	ADJ CONF.
Average RPI Loss:	100	RECORD	PCT. RANK	GAMES	SCHEDULE	OF SCHEDULE	RPI	RPI	RPI	RPI
DIV. I ONLY	12- 11	165	7-3	95	95	144	144	9	9	
DIV. I NON-CONF.	5- 8	221	0	79	106	201	201	9	9	
TOTALS	RPI 1-25	RPI 26-50	W-L RECORDS	RPI 51-100	RPI 101-150	RPI 150+				
12- 11	0- 1	0- 0	OVERALL	2- 6	2- 1	8- 3				
7- 7	0- 1	0- 0	HOME	2- 3	0- 1	5- 2				
5- 2	0- 0	0- 0	AWAY	0- 1	2- 0	3- 1				
0- 2	0- 0	0- 0	NEUTRAL	0- 2	0- 0	0- 0				
5- 8	0- 1	0- 0	NON-CONFERENCE	0- 5	1- 1	4- 1				
3- 6	0- 1	0- 0	HOME	0- 3	0- 1	3- 1				
2- 0	0- 0	0- 0	AWAY	0- 0	1- 0	1- 0				
0- 2	0- 0	0- 0	NEUTRAL	0- 2	0- 0	0- 0				
7- 3	0- 0	0- 0	CONFERENCE	2- 1	1- 0	4- 2				
4- 1	0- 0	0- 0	HOME	2- 0	0- 0	2- 1				
3- 2	0- 0	0- 0	AWAY	0- 1	1- 0	2- 1				
0- 0	0- 0	0- 0	NEUTRAL	0- 0	0- 0	0- 0				

RPI S	Opponent	Score	RPI S	Opponent	Score	RPI S	Opponent	Score	RPI S	Opponent	Score	Team's RPI: 144
24	H LSU	54 59				52	H UCF	60 59	110	H Texas Southern	62 72	
						61	H Middle Tenn.	62 64	135	A Washington	64 62	
						65	H Alabama	56 66	148	A Wichita St.	61 56	
						66	H Colorado	52 62	152	H Jackson St.	82 46	
						67	A South Fla.	56 63	158	H Houston	60 66	
						76	N Charlotte	56 60	166	A Memphis	62 64	
						77	N Boston College	76 89	166	H Memphis	59 55	
						80	H Cincinnati	64 59	216	H Central Ark.	65 38	
									221	A Southern Miss.	62 58	
									231	A SMU	67 66	
									235	H South Alabama	53 62	
									246	A Tulsa	50 46	
									246	H Tulsa	64 62	
									299	H Ga. Southern	56 40	
LAST 10 Division I												
166	A Memphis	62 64	80	H Cincinnati	64 59	231	A SMU	67 66				
158	H Houston	60 66	166	H Memphis	59 55	246	H Tulsa	64 62				
246	A Tulsa	50 46	148	A Wichita St.	61 56							
67	A South Fla.	56 63										
52	H UCF	60 59										

Non-Div I Games:

Tulane

Loss, Non-Conf, S Site, H Home A Away N Neutral

Average RPI Win:	248	WON-LOST	WINNING	LAST 10	STRENGTH OF	OPP. STRENGTH	TEAM	ADJ.	CONF.	ADJ CONF.
Average RPI Loss:	105	RECORD	PCT. RANK	GAMES	SCHEDULE	OF SCHEDULE	RPI	RPI	RPI	RPI
DIV. I ONLY	6- 17	301	1-9	92	94	246	246	9	9	
DIV. I NON-CONF.	5- 8	221	0	87	175	193	193	9	9	
TOTALS	RPI 1-25	RPI 26-50	W-L RECORDS	RPI 51-100	RPI 101-150	RPI 150+				
6- 17	0- 1	0- 4	OVERALL	0- 3	0- 5	6- 4				
5- 6	0- 0	0- 1	HOME	0- 3	0- 2	5- 0				
1- 9	0- 1	0- 1	AWAY	0- 0	0- 3	1- 4				
0- 2	0- 0	0- 2	NEUTRAL	0- 0	0- 0	0- 0				
5- 8	0- 0	0- 4	NON-CONFERENCE	0- 0	0- 2	5- 2				
4- 2	0- 0	0- 1	HOME	0- 0	0- 1	4- 0				
1- 4	0- 0	0- 1	AWAY	0- 0	0- 1	1- 2				
0- 2	0- 0	0- 2	NEUTRAL	0- 0	0- 0	0- 0				
1- 9	0- 1	0- 0	CONFERENCE	0- 3	0- 3	1- 2				
1- 4	0- 0	0- 0	HOME	0- 3	0- 1	1- 0				
0- 5	0- 1	0- 0	AWAY	0- 0	0- 2	0- 2				
0- 0	0- 0	0- 0	NEUTRAL	0- 0	0- 0	0- 0				

RPI	S	Opponent	Score	RPI	S	Opponent	Score	RPI	S	Opponent	Score	RPI	S	Opponent	Score	Team's RPI: 246
6	A	UConn	34 92	30	N	Western Ky.	63 76	52	H	UCF	49 62	106	H	SFA	63 67	
				36	N	Marquette	60 61	67	H	South Fla.	52 68	110	A	Abilene Christian	63 73	
				38	A	Arkansas	41 91	73	H	Temple	65 74	144	A	Tulane	62 64	
				44	H	Oklahoma St.	48 78					144	H	Tulane	46 50	
												148	A	Wichita St.	46 57	
												166	A	Memphis	44 63	
												182	A	Little Rock	51 63	
												208	H	Oral Roberts	67 65	
												209	A	Stetson	60 66	
												217	A	UTEP	58 51	
												231	A	SMU	38 57	
												239	H	Arkansas St.	79 77	
												267	H	Colorado St.	61 55	
												274	H	East Carolina	58 56	
												281	H	LMU (CA)	75 56	
LAST 10 Division I																
				52	H	UCF	49 62	6	A	UConn	34 92					
				166	A	Memphis	44 63	148	A	Wichita St.	46 57					
				144	H	Tulane	46 50	67	H	South Fla.	52 68					
				231	A	SMU	38 57	144	A	Tulane	62 64					
				274	H	East Carolina	58 56	73	H	Temple	65 74					

Non-Div I Games:

Tulsa

■ Loss,
■ Non-Conf,
■ S Site,
■ H Home
■ A Away
N Neutral

Average RPI Win:	217	WON-LOST	WINNING	LAST 10	STRENGTH OF	OPP. STRENGTH	TEAM	ADJ.	CONF.	ADJ CONF.
Average RPI Loss:	105	RECORD	PCT. RANK	GAMES	SCHEDULE	OF SCHEDULE	RPI	RPI	RPI	RPI
DIV. I ONLY	14- 8	89	7-3	182	133	115	115	13	13	
DIV. I NON-CONF.	6- 4	123	0	237	132	162	162	14	14	
TOTALS	RPI 1-25	RPI 26-50	W-L RECORDS	RPI 51-100	RPI 101-150	RPI 150+				
14- 8	0- 0	1- 2	OVERALL	0- 3	2- 1	11- 2				
9- 2	0- 0	1- 0	HOME	0- 1	1- 1	7- 0				
4- 5	0- 0	0- 2	AWAY	0- 1	0- 0	4- 2				
1- 1	0- 0	0- 0	NEUTRAL	0- 1	1- 0	0- 0				
6- 4	0- 0	0- 1	NON-CONFERENCE	0- 1	2- 1	4- 1				
4- 1	0- 0	0- 0	HOME	0- 0	1- 1	3- 0				
1- 2	0- 0	0- 1	AWAY	0- 0	0- 0	1- 1				
1- 1	0- 0	0- 0	NEUTRAL	0- 1	1- 0	0- 0				
8- 4	0- 0	1- 1	CONFERENCE	0- 2	0- 0	7- 1				
5- 1	0- 0	1- 0	HOME	0- 1	0- 0	4- 0				
3- 3	0- 0	0- 1	AWAY	0- 1	0- 0	3- 1				
0- 0	0- 0	0- 0	NEUTRAL	0- 0	0- 0	0- 0				

RPI S	Opponent	Score	RPI S	Opponent	Score	RPI S	Opponent	Score	RPI S	Opponent	Score	Team's RPI: 115
30	A Western Ky.	65 69	66	N Colorado	69 77	110	N Texas Southern	84 68				
32	H Old Dominion	76 65	76	H Charlotte	75 83	125	H Auburn	80 75				
45	A Oklahoma	75 82	86	A Rice	53 64	126	H Boise St.	81 83				
						166	A Memphis	52 77				
						174	H Samford	76 69				
						180	H Fla. Atlantic	92 73				
						217	H UTEP	63 51				
						221	A Southern Miss.	74 68				
						235	H South Alabama	77 61				
						240	A Louisiana Tech	71 51				
						245	A Marshall	56 61				
						262	A North Texas	51 50				
						286	H FIU	71 58				
						298	H UTSA	94 55				
						328	A Alcorn	86 65				
						335	H McNeese	97 70				
LAST 10 Division I												
262	A North Texas	51 50	221	A Southern Miss.	74 68							
86	A Rice	53 64	180	H Fla. Atlantic	92 73							
217	H UTEP	63 51	286	H FIU	71 58							
298	H UTSA	94 55	245	A Marshall	56 61							
240	A Louisiana Tech	71 51	30	A Western Ky.	65 69							

Non-Div I Games: Ala.-Huntsville 74 57 Tuskegee 103 60

UAB

Loss, Non-Conf, S Site, H Home A Away N Neutral

Average RPI Win:	246	WON-LOST	WINNING	LAST 10	STRENGTH OF	OPP. STRENGTH	TEAM	ADJ.	CONF.	ADJ CONF.
Average RPI Loss:	156	RECORD	PCT. RANK	GAMES	SCHEDULE	OF SCHEDULE	RPI	RPI	RPI	RPI
DIV. I ONLY	11- 10	158	7-3	200	227	162	162	28	28	
DIV. I NON-CONF.	4- 8	235	0-1	101	157	207	207	26	26	
TOTALS	RPI 1-25	RPI 26-50	W-L RECORDS	RPI 51-100	RPI 101-150	RPI 150+				
11- 10	0- 1	0- 0	OVERALL	0- 3	1- 0	10- 6				
7- 2	0- 0	0- 0	HOME	0- 0	1- 0	6- 2				
4- 8	0- 1	0- 0	AWAY	0- 3	0- 0	4- 4				
0- 0	0- 0	0- 0	NEUTRAL	0- 0	0- 0	0- 0				
4- 8	0- 1	0- 0	NON-CONFERENCE	0- 3	1- 0	3- 4				
3- 2	0- 0	0- 0	HOME	0- 0	1- 0	2- 2				
1- 6	0- 1	0- 0	AWAY	0- 3	0- 0	1- 2				
0- 0	0- 0	0- 0	NEUTRAL	0- 0	0- 0	0- 0				
7- 2	0- 0	0- 0	CONFERENCE	0- 0	0- 0	7- 2				
4- 0	0- 0	0- 0	HOME	0- 0	0- 0	4- 0				
3- 2	0- 0	0- 0	AWAY	0- 0	0- 0	3- 2				
0- 0	0- 0	0- 0	NEUTRAL	0- 0	0- 0	0- 0				

RPI 1-25			RPI 26-50			RPI 51-100			RPI 101+ Team's RPI: 162		
RPI	S	Opponent	Score	RPI	S	Opponent	Score	RPI	S	Opponent	Score
10	A	Stanford	55 67					57	A	Minnesota	67 76
								59	A	Fresno St.	65 73
								91	A	Montana St.	65 77
									H	Boston U.	75 68
									A	Saint Mary's (CA)	74 83
									H	Hawaii	62 49
									A	Northern Ariz.	71 61
									A	Pepperdine	67 70
									H	Santa Clara	61 62
									H	Portland St.	70 76
									A	Cal St. Fullerton	72 61
									H	San Francisco	79 67
									H	Long Beach St.	57 55
									A	UC Santa Barbara	56 46
									H	UC Santa Barbara	66 63
									H	CSUN	61 39
									A	UC Riverside	70 75
									A	UC Irvine	68 73
									H	Sacramento St.	77 75
									A	Cal Poly	42 36
LAST 10 Division I											
303	A	UC Irvine	68 73	272	A	UC Santa Barbara	56 46				
233	A	Cal St. Fullerton	72 61	266	H	Long Beach St.	57 55				
272	H	UC Santa Barbara	66 63	178	H	Hawaii	62 49				
288	H	CSUN	61 39	289	A	UC Riverside	70 75				
312	A	Cal Poly	42 36	10	A	Stanford	55 67				

Non-Div I Games: William Jessup 96 32

UC Davis

■ Loss,
 ■ Non-Conf,
 ■ S Site,
 ■ Home
 ■ A Away
 N Neutral

U
C
I
r
v
i
n
eU
C
I
r
v
i
n
e

UC Irvine

Page 300

UC Riverside

Through Games Of Feb. 11, 2020

Average RPI Win:	268	WON-LOST	WINNING	LAST 10	STRENGTH OF	OPP. STRENGTH	TEAM	ADJ.	CONF.	ADJ CONF.
Average RPI Loss:	188	RECORD	PCT. RANK	GAMES	SCHEDULE	OF SCHEDULE	RPI	RPI	RPI	RPI
DIV. I ONLY	7- 16	280	4-6	239	231	289	289	28	28	
DIV. I NON-CONF.	4- 10	259	1-0	198	195	260	260	26	26	
TOTALS	RPI 1-25	RPI 26-50	W-L RECORDS	RPI 51-100	RPI 101-150	RPI 150+				
7- 16	0- 2	0- 0	OVERALL	0- 1	0- 2	7- 11				
5- 4	0- 0	0- 0	HOME	0- 1	0- 0	5- 3				
2- 12	0- 2	0- 0	AWAY	0- 0	0- 2	2- 8				
0- 0	0- 0	0- 0	NEUTRAL	0- 0	0- 0	0- 0				
4- 10	0- 2	0- 0	NON-CONFERENCE	0- 1	0- 2	4- 5				
3- 2	0- 0	0- 0	HOME	0- 1	0- 0	3- 1				
1- 8	0- 2	0- 0	AWAY	0- 0	0- 2	1- 4				
0- 0	0- 0	0- 0	NEUTRAL	0- 0	0- 0	0- 0				
3- 6	0- 0	0- 0	CONFERENCE	0- 0	0- 0	3- 6				
2- 2	0- 0	0- 0	HOME	0- 0	0- 0	2- 2				
1- 4	0- 0	0- 0	AWAY	0- 0	0- 0	1- 4				
0- 0	0- 0	0- 0	NEUTRAL	0- 0	0- 0	0- 0				

RPI 1-25				RPI 26-50				RPI 51-100				RPI 101+ Team's RPI: 289			
RPI	S	Opponent	Score	RPI	S	Opponent	Score	RPI	S	Opponent	Score	RPI	S	Opponent	Score
2	A	Oregon	41 84					84	H	Southern California	59 76	117	A	VCU	51 67
21	A	Arizona	27 70									140	A	California	61 84
												162	H	UC Davis	75 70
												168	A	Southern Utah	68 79
												178	A	Hawaii	57 80
												178	H	Hawaii	59 65
												196	A	New Mexico	70 80
												217	A	UTEP	50 63
												220	H	CSU Bakersfield	53 52
												233	A	Cal St. Fullerton	61 71
												266	A	Long Beach St.	67 73
												267	A	Colorado St.	40 52
												272	H	UC Santa Barbara	66 61
												288	A	CSUN	67 62
												290	H	California Baptist	80 64
												303	H	UC Irvine	53 77
												312	A	Cal Poly	70 75
												318	H	Weber St.	54 64
												321	A	New Mexico St.	60 58
												324	H	Utah Valley	67 53
LAST 10 Division I															
233	A	Cal St. Fullerton	61 71	312	A	Cal Poly	70 75								
288	A	CSUN	67 62	272	H	UC Santa Barbara	66 61								
303	H	UC Irvine	53 77	178	A	Hawaii	57 80								
266	A	Long Beach St.	67 73	162	H	UC Davis	75 70								
178	H	Hawaii	59 65	220	H	CSU Bakersfield	53 52								

Non-Div I Games:

UC Riverside

■ Loss,
 ■ Non-Conf,
 ■ S Site,
 ■ Home
 ■ Away
 N Neutral

Average RPI Win:	271	WON-LOST	WINNING	LAST 10	STRENGTH OF	OPP. STRENGTH	TEAM	ADJ.	CONF.	ADJ CONF.
Average RPI Loss:	178	RECORD	PCT. RANK	GAMES	SCHEDULE	OF SCHEDULE	RPI	RPI	RPI	RPI
DIV. I ONLY	8- 13	243	4-6	230	290	272	272	28	28	
DIV. I NON-CONF.	4- 8	235	0-1	178	298	263	263	26	26	
TOTALS	RPI 1-25	RPI 26-50	W-L RECORDS	RPI 51-100	RPI 101-150	RPI 150+				
8- 13	0- 1	0- 0	OVERALL	1- 0	0- 2	7- 10				
5- 5	0- 0	0- 0	HOME	1- 0	0- 1	4- 4				
2- 7	0- 1	0- 0	AWAY	0- 0	0- 0	2- 6				
1- 1	0- 0	0- 0	NEUTRAL	0- 0	0- 1	1- 0				
4- 8	0- 1	0- 0	NON-CONFERENCE	1- 0	0- 2	3- 5				
3- 2	0- 0	0- 0	HOME	1- 0	0- 1	2- 1				
0- 5	0- 1	0- 0	AWAY	0- 0	0- 0	0- 4				
1- 1	0- 0	0- 0	NEUTRAL	0- 0	0- 1	1- 0				
4- 5	0- 0	0- 0	CONFERENCE	0- 0	0- 0	4- 5				
2- 3	0- 0	0- 0	HOME	0- 0	0- 0	2- 3				
2- 2	0- 0	0- 0	AWAY	0- 0	0- 0	2- 2				
0- 0	0- 0	0- 0	NEUTRAL	0- 0	0- 0	0- 0				

RPI 1-25				RPI 26-50				RPI 51-100				RPI 101+ Team's RPI: 272			
RPI	S	Opponent	Score	RPI	S	Opponent	Score	RPI	S	Opponent	Score	RPI	S	Opponent	Score
21	A	Arizona	42 61					84	H	Southern California	57 46	105	H	Pacific	53 63
												106	N	SFA	56 67
												153	H	San Jose St.	70 73
												155	A	Saint Mary's (CA)	43 64
												162	A	UC Davis	63 66
												162	H	UC Davis	46 56
												178	H	Hawaii	51 63
												220	A	CSU Bakersfield	62 66
												233	A	Cal St. Fullerton	75 66
												233	H	Cal St. Fullerton	68 70
												238	A	Grand Canyon	57 58
												258	H	San Diego St.	64 52
												289	A	UC Riverside	61 66
												290	A	California Baptist	81 85
												303	A	UC Irvine	65 61
												303	H	UC Irvine	67 57
												312	H	Cal Poly	52 50
												324	H	Utah Valley	59 51
												350	N	Chicago St.	96 65
LAST 10 Division I															
178	H	Hawaii	51 63	289	A	UC Riverside	61 66								
303	H	UC Irvine	67 57	303	A	UC Irvine	65 61								
162	A	UC Davis	63 66	312	H	Cal Poly	52 50								
233	A	Cal St. Fullerton	75 66	233	H	Cal St. Fullerton	68 70								
162	H	UC Davis	46 56	21	A	Arizona	42 61								

Non-Div I Games: Ottawa (AZ) 72 57

UC Santa Barbara

■ Loss,
 ■ Non-Conf,
 ■ S Site,
 ■ Home
 ■ A Away
 N Neutral

Average RPI Win:	175	WON-LOST	WINNING	LAST 10	STRENGTH OF	OPP. STRENGTH	TEAM	ADJ.	CONF.	ADJ CONF.
Average RPI Loss:	54	RECORD	PCT. RANK	GAMES	SCHEDULE	OF SCHEDULE	RPI	RPI	RPI	RPI
DIV. I ONLY	13- 8	97	6-4	38	76	52	52	9	9	
DIV. I NON-CONF.	8- 4	90	1-0	17	84	39	39	9	9	
TOTALS	RPI 1-25	RPI 26-50	W-L RECORDS	RPI 51-100	RPI 101-150	RPI 150+				
13- 8	1- 3	0- 1	OVERALL	1- 3	1- 1	10- 0				
10- 1	1- 1	0- 0	HOME	0- 0	0- 0	9- 0				
3- 5	0- 1	0- 0	AWAY	1- 3	1- 1	1- 0				
0- 2	0- 1	0- 1	NEUTRAL	0- 0	0- 0	0- 0				
8- 4	1- 2	0- 1	NON-CONFERENCE	0- 1	1- 0	6- 0				
7- 0	1- 0	0- 0	HOME	0- 0	0- 0	6- 0				
1- 2	0- 1	0- 0	AWAY	0- 1	1- 0	0- 0				
0- 2	0- 1	0- 1	NEUTRAL	0- 0	0- 0	0- 0				
5- 4	0- 1	0- 0	CONFERENCE	1- 2	0- 1	4- 0				
3- 1	0- 1	0- 0	HOME	0- 0	0- 0	3- 0				
2- 3	0- 0	0- 0	AWAY	1- 2	0- 1	1- 0				
0- 0	0- 0	0- 0	NEUTRAL	0- 0	0- 0	0- 0				

RPI	S	Opponent	Score	RPI	S	Opponent	Score	RPI	S	Opponent	Score	RPI	S	Opponent	Score
5	N	UCLA	56 61	43	N	James Madison	43 46	55	A	Belmont	37 72	106	A	SFA	63 57
6	H	UConn	52 59					67	A	South Fla.	64 57	144	A	Tulane	59 60
18	H	Central Mich.	64 58					73	A	Temple	65 67	155	H	Saint Mary's (CA)	67 58
25	A	FGCU	50 72					80	A	Cincinnati	64 81	156	H	Wright St.	69 53
												166	H	Memphis	82 66
												179	H	Quinnipiac	80 58
												187	H	Delaware	75 49
												209	H	Stetson	66 40
												231	H	SMU	67 57
												246	A	Tulsa	62 49
												274	H	East Carolina	91 55
												279	H	Pittsburgh	74 58
LAST 10 Division I															
246	A	Tulsa	62 49	67	A	South Fla.	64 57								
231	H	SMU	67 57	6	H	UConn	52 59								
73	A	Temple	65 67	80	A	Cincinnati	64 81								
166	H	Memphis	82 66	274	H	East Carolina	91 55								
144	A	Tulane	59 60	18	H	Central Mich.	64 58								

Non-Div I Games:

UCF

Average RPI Win:	115	WON-LOST	WINNING	LAST 10	STRENGTH OF	OPP. STRENGTH	TEAM	ADJ.	CONF.	ADJ CONF.
Average RPI Loss:	53	RECORD	PCT. RANK	GAMES	SCHEDULE	OF SCHEDULE	RPI	RPI	RPI	RPI
DIV. I ONLY	21- 2	8	8-2	44	18	5	5	1	1	
DIV. I NON-CONF.	11- 0	1	0	152	61	13	13	1	1	
TOTALS	RPI 1-25	RPI 26-50	W-L RECORDS	RPI 51-100	RPI 101-150	RPI 150+				
21- 2	3- 1	4- 0	OVERALL	6- 1	3- 0	5- 0				
11- 0	1- 0	2- 0	HOME	2- 0	2- 0	4- 0				
9- 2	2- 1	2- 0	AWAY	3- 1	1- 0	1- 0				
1- 0	0- 0	0- 0	NEUTRAL	1- 0	0- 0	0- 0				
11- 0	1- 0	2- 0	NON-CONFERENCE	2- 0	1- 0	5- 0				
6- 0	0- 0	1- 0	HOME	0- 0	1- 0	4- 0				
4- 0	1- 0	1- 0	AWAY	1- 0	0- 0	1- 0				
1- 0	0- 0	0- 0	NEUTRAL	1- 0	0- 0	0- 0				
10- 2	2- 1	2- 0	CONFERENCE	4- 1	2- 0	0- 0				
5- 0	1- 0	1- 0	HOME	2- 0	1- 0	0- 0				
5- 2	1- 1	1- 0	AWAY	2- 1	1- 0	0- 0				
0- 0	0- 0	0- 0	NEUTRAL	0- 0	0- 0	0- 0				

RPI 1-25				RPI 26-50				RPI 51-100				RPI 101+			
RPI	S	Opponent	Score	RPI	S	Opponent	Score	RPI	S	Opponent	Score	RPI	S	Opponent	Score
10	A	Stanford	79 69	28	A	Arizona St.	70 61	52	N	UCF	61 56	105	H	Pacific	68 57
15	A	Indiana	68 58	28	H	Arizona St.	68 66	66	A	Colorado	65 62	135	H	Washington	85 80
21	A	Arizona	66 92	40	H	Yale	100 65	82	A	Georgia	59 50	140	A	California	74 70
21	H	Arizona	70 58	50	A	Virginia	73 62	84	A	Southern California	68 70	213	H	Northern Colo.	92 58

Non-Div I Games:

UCLA

Average RPI Win: 113		WON-LOST	WINNING	LAST 10	STRENGTH OF	OPP. STRENGTH	TEAM	ADJ.	CONF.	ADJ CONF.
Average RPI Loss: 4		RECORD	PCT. RANK	GAMES	SCHEDULE	OF SCHEDULE	RPI	RPI	RPI	RPI
DIV. I ONLY		20- 3	15	8-2	20	4	6	6	9	9
DIV. I NON-CONF.		10- 3	57	1-2	4	1	3	3	9	9
TOTALS		RPI 1-25	RPI 26-50	W-L RECORDS	RPI 51-100	RPI 101-150	RPI 150+			
20- 3	1- 3		4- 0	OVERALL	5- 0	4- 0	6- 0			
9- 2	0- 2		2- 0	HOME	1- 0	3- 0	3- 0			
10- 1	1- 1		1- 0	AWAY	4- 0	1- 0	3- 0			
1- 0	0- 0		1- 0	NEUTRAL	0- 0	0- 0	0- 0			
10- 3	1- 3		4- 0	NON-CONFERENCE	2- 0	3- 0	0- 0			
4- 2	0- 2		2- 0	HOME	0- 0	2- 0	0- 0			
5- 1	1- 1		1- 0	AWAY	2- 0	1- 0	0- 0			
1- 0	0- 0		1- 0	NEUTRAL	0- 0	0- 0	0- 0			
10- 0	0- 0		0- 0	CONFERENCE	3- 0	1- 0	6- 0			
5- 0	0- 0		0- 0	HOME	1- 0	1- 0	3- 0			
5- 0	0- 0		0- 0	AWAY	2- 0	0- 0	3- 0			
0- 0	0- 0		0- 0	NEUTRAL	0- 0	0- 0	0- 0			

RPI 1-25				Team's RPI: 6	
RPI	S	Opponent	Score		
1	A	South Carolina	52	70	
2	H	Oregon	56	74	
8	H	Baylor	58	74	
19	A	DePaul	84	74	

RPI 26-50			
RPI	S	Opponent	Score
26	A	Ohio St.	73 62
45	N	Oklahoma	97 53
48	H	Tennessee	60 45
50	H	Virginia	83 44

RPI 51-100			
RPI	S	Opponent	Score
52	A	UCF	59 52
64	A	Dayton	75 37
68	A	Seton Hall	92 78
73	A	Temple	83 54
80	H	Cincinnati	80 50

RPI 101+			
RPI	S	Opponent	Score
104	H	Notre Dame	81 57
108	A	Vanderbilt	64 51
140	H	California	72 61
148	H	Wichita St.	83 55
158	H	Houston	91 51
166	A	Memphis	68 56
166	H	Memphis	94 55
231	A	SMU	80 42
246	H	Tulsa	92 34
274	A	East Carolina	98 42

EAST 10 Division I					
1	A	South Carolina	52	70	48 H Tennessee 60 45
166	H	Memphis	94	55	246 H Tulsa 92 34
2	H	Oregon	56	74	52 A UCF 59 52
80	H	Cincinnati	80	50	166 A Memphis 68 56
274	A	East Carolina	98	42	158 H Houston 91 51

Non-Div I Games:

UConn

■ Loss, ■ Non-Conf, S Site, H Home A Away N Neutral

Average RPI Win:	293	WON-LOST	WINNING	LAST 10	STRENGTH OF	OPP. STRENGTH	TEAM	ADJ.	CONF.	ADJ CONF.
Average RPI Loss:	197	RECORD	PCT. RANK	GAMES	SCHEDULE	OF SCHEDULE	RPI	RPI	RPI	RPI
DIV. I ONLY	3- 21	339	2-8	309	272	341	341	22	22	
DIV. I NON-CONF.	1- 10	329	0	304	212	338	338	20	20	
TOTALS	RPI 1-25	RPI 26-50	W-L RECORDS	RPI 51-100	RPI 101-150	RPI 150+				
3- 21	0- 1	0- 0	OVERALL	0- 1	0- 3	3- 16				
2- 10	0- 1	0- 0	HOME	0- 1	0- 0	2- 8				
1- 11	0- 0	0- 0	AWAY	0- 0	0- 3	1- 8				
0- 0	0- 0	0- 0	NEUTRAL	0- 0	0- 0	0- 0				
1- 10	0- 1	0- 0	NON-CONFERENCE	0- 0	0- 2	1- 7				
0- 5	0- 1	0- 0	HOME	0- 0	0- 0	0- 4				
1- 5	0- 0	0- 0	AWAY	0- 0	0- 2	1- 3				
0- 0	0- 0	0- 0	NEUTRAL	0- 0	0- 0	0- 0				
2- 11	0- 0	0- 0	CONFERENCE	0- 1	0- 1	2- 9				
2- 5	0- 0	0- 0	HOME	0- 1	0- 0	2- 4				
0- 6	0- 0	0- 0	AWAY	0- 0	0- 1	0- 5				
0- 0	0- 0	0- 0	NEUTRAL	0- 0	0- 0	0- 0				

RPI	S	Opponent	Score	RPI	S	Opponent	Score	RPI	S	Opponent	Score	RPI	S	Opponent	Score	Team's RPI: 341
23	H	Florida St.	42 86					53	H	IUPUI	49 88	102	A	Kansas St.	40 84	
												119	A	Kansas	50 91	
												139	A	Green Bay	36 73	
												156	H	Wright St.	43 58	
												164	H	Eastern Mich.	59 68	
												167	A	Miami (OH)	35 85	
												176	H	Western Mich.	52 80	
												184	A	Valparaiso	37 63	
												190	A	Cleveland St.	44 84	
												190	H	Cleveland St.	43 83	
												202	H	Northern Ky.	46 88	
												224	H	Eastern Ill.	45 80	
												237	A	Milwaukee	55 71	
												247	A	Youngstown St.	65 77	
												247	H	Youngstown St.	59 53	
												282	A	Oakland	46 63	
												282	H	Oakland	70 64	
												283	H	Indiana St.	40 61	
												330	A	Detroit Mercy	52 58	
												330	H	Detroit Mercy	62 70	
												331	A	Purdue Fort Wayne	50 61	
												350	A	Chicago St.	73 61	
LAST 10 Division I																
330	A	Detroit Mercy	52 58	139	A	Green Bay	36 73									
282	A	Oakland	46 63	237	A	Milwaukee	55 71									
190	H	Cleveland St.	43 83	202	H	Northern Ky.	46 88									
247	H	Youngstown St.	59 53	156	H	Wright St.	43 58									
53	H	IUPUI	49 88	282	H	Oakland	70 64									

Non-Div I Games:

UIC

■ Loss,
■ Non-Conf,
■ S Site,
■ H Home
■ A Away
N Neutral

Average RPI Win:	271	WON-LOST	WINNING	LAST 10	STRENGTH OF	OPP. STRENGTH	TEAM	ADJ.	CONF.	ADJ CONF.
Average RPI Loss:	201	RECORD	PCT. RANK	GAMES	SCHEDULE	OF SCHEDULE	RPI	RPI	RPI	RPI
DIV. I ONLY	7- 14	265	4-6	262	339	293	293	27	27	
DIV. I NON-CONF.	3- 7	252	0	255	328	296	296	27	27	
TOTALS	RPI 1-25	RPI 26-50	W-L RECORDS	RPI 51-100	RPI 101-150	RPI 150+				
7- 14	0- 0	0- 0	OVERALL	0- 3	0- 1	7- 10				
4- 4	0- 0	0- 0	HOME	0- 1	0- 0	4- 3				
3- 8	0- 0	0- 0	AWAY	0- 2	0- 1	3- 5				
0- 2	0- 0	0- 0	NEUTRAL	0- 0	0- 0	0- 2				
3- 7	0- 0	0- 0	NON-CONFERENCE	0- 1	0- 1	3- 5				
2- 1	0- 0	0- 0	HOME	0- 0	0- 0	2- 1				
1- 4	0- 0	0- 0	AWAY	0- 1	0- 1	1- 2				
0- 2	0- 0	0- 0	NEUTRAL	0- 0	0- 0	0- 2				
4- 7	0- 0	0- 0	CONFERENCE	0- 2	0- 0	4- 5				
2- 3	0- 0	0- 0	HOME	0- 1	0- 0	2- 2				
2- 4	0- 0	0- 0	AWAY	0- 1	0- 0	2- 3				
0- 0	0- 0	0- 0	NEUTRAL	0- 0	0- 0	0- 0				

RPI 1-25			RPI 26-50			RPI 51-100			RPI 101+			Team's RPI: 293
RPI	S	Opponent	Score	RPI	S	Opponent	Score	RPI	S	Opponent	Score	
						78 Stony Brook	45 57	127 William & Mary	48 76			
						78 Stony Brook	49 66	159 Lafayette	65	58		
						89 Syracuse	48 82	193 Binghamton	43	61		
								200 Mt. St. Mary's	61	71		
								207 La Salle	58	74		
								219 UMass Lowell	64	75		
								219 UMass Lowell	65	52		
								225 Maine	74	54		
								227 Kennesaw St.	44	59		
								253 Morgan St.	65	63		
								254 New Hampshire	63	72		
								255 Howard	61	72		
								280 Wagner	60	67		
								304 Vermont	58	60		
								308 Albany (NY)	51	56		
								342 Coppin St.	71	48		
								349 Hartford	56	47		
								349 Hartford	61	54		
LAST 10 Division I												
						219 UMass Lowell	65	52	349 Hartford	61	54	
						349 Hartford	56	47	254 New Hampshire	63	72	
						78 Stony Brook	49	66	304 Vermont	58	60	
						308 Albany (NY)	51	56	193 Binghamton	43	61	
						225 Maine	74	54	219 UMass Lowell	64	75	

Non-Div I Games: Gettysburg 92 50

UMBC

Loss, Non-Conf, S Site, Home Away N Neutral

UMES				Through Games Of Feb. 11, 2020						
Average RPI Win:	258	WON-LOST	WINNING	LAST 10	STRENGTH OF	OPP. STRENGTH	TEAM	ADJ.	CONF.	ADJ CONF.
Average RPI Loss:	187	RECORD	PCT. RANK	GAMES	SCHEDULE	OF SCHEDULE	RPI	RPI	RPI	RPI
DIV. I ONLY		3- 17	326	2-8	221	302	319	319	29	29
DIV. I NON-CONF.		1- 10	329	0-1	100	189	304	304	29	29

TOTALS	RPI 1-25	RPI 26-50		W-L RECORDS		RPI 51-100	RPI 101-150		RPI 150+	
3- 17	0- 0	0- 2		OVERALL		0- 2	0- 3		3- 10	
2- 6	0- 0	0- 0		HOME		0- 0	0- 2		2- 4	
1- 11	0- 0	0- 2		AWAY		0- 2	0- 1		1- 6	
0- 0	0- 0	0- 0		NEUTRAL		0- 0	0- 0		0- 0	
1- 10	0- 0	0- 2		NON-CONFERENCE		0- 2	0- 2		1- 4	
1- 3	0- 0	0- 0		HOME		0- 0	0- 1		1- 2	
0- 7	0- 0	0- 2		AWAY		0- 2	0- 1		0- 2	
0- 0	0- 0	0- 0		NEUTRAL		0- 0	0- 0		0- 0	
2- 7	0- 0	0- 0		CONFERENCE		0- 0	0- 1		2- 6	
1- 3	0- 0	0- 0		HOME		0- 0	0- 1		1- 2	
1- 4	0- 0	0- 0		AWAY		0- 0	0- 0		1- 4	
0- 0	0- 0	0- 0		NEUTRAL		0- 0	0- 0		0- 0	

RPI 1-25			RPI 26-50			RPI 51-100			RPI 101+			Team's RPI: 319
RPI	S	Opponent	Score	RPI	S	Opponent	Score	RPI	S	Opponent	Score	
32	A	Old Dominion	39 48	76	A	Charlotte	44 64	127	A	William & Mary	50 78	
33	A	Virginia Tech	43 86	89	A	Syracuse	50 65	131	H	Richmond	52 64	
								138	H	N.C. A&T	31 67	
								151	A	UNC Greensboro	48 86	
								173	A	Norfolk St.	45 68	
								200	H	Mt. St. Mary's	78 76	
								242	H	Georgetown	39 57	
								253	A	Morgan St.	71 61	
								253	H	Morgan St.	44 55	
								255	H	Howard	58 79	
								260	H	Longwood	62 71	
								261	A	Delaware St.	58 72	
								274	A	East Carolina	42 57	
								320	H	N.C. Central	65 63	
								342	A	Coppin St.	63 66	
								348	A	South Carolina St.	55 60	
LAST 10 Division I												
342	A	Coppin St.	63 66	173	A	Norfolk St.	45 68					
253	A	Morgan St.	71 61	320	H	N.C. Central	65 63					
261	A	Delaware St.	58 72	138	H	N.C. A&T	31 67					
253	H	Morgan St.	44 55	255	H	Howard	58 79					
348	A	South Carolina St.	55 60	76	A	Charlotte	44 64					

Non-Div I Games: Greensboro 65 48 Wesley 75 29

UMES

■ Loss,
 ■ Non-Conf,
 ■ S Site,
 ■ Home
 ■ A Away
 N Neutral

Average RPI Win:	277	WON-LOST	WINNING	LAST 10	STRENGTH OF	OPP. STRENGTH	TEAM	ADJ.	CONF.	ADJ CONF.
Average RPI Loss:	157	RECORD	PCT. RANK	GAMES	SCHEDULE	OF SCHEDULE	RPI	RPI	RPI	RPI
DIV. I ONLY	13- 9	112	8-2	327	212	222	222	31	31	
DIV. I NON-CONF.	5- 7	205	0	266	35	262	262	32	32	
TOTALS	RPI 1-25	RPI 26-50	W-L RECORDS	RPI 51-100	RPI 101-150	RPI 150+				
13- 9	0- 1	0- 0	OVERALL	0- 1	1- 4	12- 3				
8- 4	0- 0	0- 0	HOME	0- 1	1- 3	7- 0				
5- 5	0- 1	0- 0	AWAY	0- 0	0- 1	5- 3				
0- 0	0- 0	0- 0	NEUTRAL	0- 0	0- 0	0- 0				
5- 7	0- 1	0- 0	NON-CONFERENCE	0- 1	1- 4	4- 1				
4- 4	0- 0	0- 0	HOME	0- 1	1- 3	3- 0				
1- 3	0- 1	0- 0	AWAY	0- 0	0- 1	1- 1				
0- 0	0- 0	0- 0	NEUTRAL	0- 0	0- 0	0- 0				
8- 2	0- 0	0- 0	CONFERENCE	0- 0	0- 0	8- 2				
4- 0	0- 0	0- 0	HOME	0- 0	0- 0	4- 0				
4- 2	0- 0	0- 0	AWAY	0- 0	0- 0	4- 2				
0- 0	0- 0	0- 0	NEUTRAL	0- 0	0- 0	0- 0				

RPI 1-25				RPI 26-50				RPI 51-100				RPI 101+ Team's RPI: 222			
RPI	S	Opponent	Score	RPI	S	Opponent	Score	RPI	S	Opponent	Score	RPI	S	Opponent	Score
4	A	Missouri St.	58 83					98	H	Liberty	44 68	102	H	Kansas St.	67 74
												105	A	Pacific	60 89
												124	H	Davidson	64 74
												129	H	Missouri	59 56
												137	H	Loyola Chicago	67 72
												206	H	Portland St.	87 69
												220	A	CSU Bakersfield	60 70
												226	A	George Mason	64 58
												238	A	Grand Canyon	74 53
												290	H	California Baptist	75 65
												292	H	Denver	83 79
												302	A	Omaha	53 57
												306	A	UTRGV	72 58
												306	H	UTRGV	60 56
												307	H	Eastern Wash.	66 55
												310	A	Seattle U	76 65
												321	A	New Mexico St.	55 50
												321	H	New Mexico St.	56 52
												324	A	Utah Valley	41 62
												350	H	Chicago St.	73 57
LAST 10 Division I															
				321	A	New Mexico St.	55 50					220	A	CSU Bakersfield	60 70
				306	A	UTRGV	72 58					321	H	New Mexico St.	56 52
				350	H	Chicago St.	73 57					306	H	UTRGV	60 56
				290	H	California Baptist	75 65					324	A	Utah Valley	41 62
				238	A	Grand Canyon	74 53					310	A	Seattle U	76 65

Non-Div I Games: Rockhurst 78 60 Science & Arts Okla74 43

UMKC

Loss, Non-Conf, S Site, H Home A Away N Neutral

Average RPI Win:	292	WON-LOST	WINNING	LAST 10	STRENGTH OF	OPP. STRENGTH	TEAM	ADJ.	CONF.	ADJ CONF.
Average RPI Loss:	132	RECORD	PCT. RANK	GAMES	SCHEDULE	OF SCHEDULE	RPI	RPI	RPI	RPI
DIV. I ONLY	12- 12	173	7-3	234	307	219	219	27	27	
DIV. I NON-CONF.	4- 9	250	0	239	266	277	277	27	27	
TOTALS	RPI 1-25	RPI 26-50	W-L RECORDS	RPI 51-100	RPI 101-150	RPI 150+				
12- 12	0- 0	0- 1	OVERALL	0- 4	0- 4	12- 3				
7- 5	0- 0	0- 1	HOME	0- 1	0- 2	7- 1				
5- 7	0- 0	0- 0	AWAY	0- 3	0- 2	5- 2				
0- 0	0- 0	0- 0	NEUTRAL	0- 0	0- 0	0- 0				
4- 9	0- 0	0- 1	NON-CONFERENCE	0- 2	0- 4	4- 2				
2- 4	0- 0	0- 1	HOME	0- 0	0- 2	2- 1				
2- 5	0- 0	0- 0	AWAY	0- 2	0- 2	2- 1				
0- 0	0- 0	0- 0	NEUTRAL	0- 0	0- 0	0- 0				
8- 3	0- 0	0- 0	CONFERENCE	0- 2	0- 0	8- 1				
5- 1	0- 0	0- 0	HOME	0- 1	0- 0	5- 0				
3- 2	0- 0	0- 0	AWAY	0- 1	0- 0	3- 1				
0- 0	0- 0	0- 0	NEUTRAL	0- 0	0- 0	0- 0				

RPI S	Opponent	Score	RPI S	Opponent	Score	RPI S	Opponent	Score	RPI S	Opponent	Score	Team's RPI: 219
40	H Yale	59 67	77	A Boston College	46 89	119	A Kansas	44 79				
			78	A Stony Brook	41 60	132	H Cornell	56 70				
			78	H Stony Brook	69 89	141	A Providence	38 63				
			83	A Colgate	51 73	149	H Massachusetts	58 74				
						193	A Binghamton	66 56				
						198	H Dartmouth	51 62				
						201	A Merrimack	50 73				
						225	H Maine	66 57				
						254	A New Hampshire	66 53				
						254	H New Hampshire	58 53				
						293	A UMBC	52 65				
						293	H UMBC	75 64				
						304	H Vermont	61 47				
						308	H Albany (NY)	53 51				
						314	A Bryant	55 35				
						325	H Fairleigh Dickinson	61 56				
						337	H LIU Brooklyn	65 56				
						344	A Central Conn. St.	56 54				
						349	A Hartford	68 63				
LAST 10 Division I												
293	A UMBC	52 65	308	H Albany (NY)	53 51							
78	H Stony Brook	69 89	225	H Maine	66 57							
254	A New Hampshire	66 53	193	A Binghamton	66 56							
78	A Stony Brook	41 60	349	A Hartford	68 63							
304	H Vermont	61 47	293	H UMBC	75 64							

Non-Div I Games:

UMass Lowell

■ Loss,
 ■ Non-Conf,
 ■ S Site,
 ■ H Home
 ■ A Away
 N Neutral

UNC Asheville

Through Games Of Feb. 11, 2020

Average RPI Win:	264	WON-LOST	WINNING	LAST 10	STRENGTH OF	OPP. STRENGTH	TEAM	ADJ.	CONF.	ADJ CONF.
Average RPI Loss:	199	RECORD	PCT. RANK	GAMES	SCHEDULE	OF SCHEDULE	RPI	RPI	RPI	RPI
DIV. I ONLY	11- 10	158	4-6	302	331	234	234	25	25	
DIV. I NON-CONF.	4- 3	138	0	336	311	236	236	28	28	
TOTALS	RPI 1-25	RPI 26-50	W-L RECORDS	RPI 51-100	RPI 101-150	RPI 150+				
11- 10	0- 0	0- 0	OVERALL	0- 1	1- 1	10- 8				
4- 5	0- 0	0- 0	HOME	0- 0	1- 0	3- 5				
6- 5	0- 0	0- 0	AWAY	0- 1	0- 1	6- 3				
1- 0	0- 0	0- 0	NEUTRAL	0- 0	0- 0	1- 0				
4- 3	0- 0	0- 0	NON-CONFERENCE	0- 1	0- 0	4- 2				
1- 1	0- 0	0- 0	HOME	0- 0	0- 0	1- 1				
2- 2	0- 0	0- 0	AWAY	0- 1	0- 0	2- 1				
1- 0	0- 0	0- 0	NEUTRAL	0- 0	0- 0	1- 0				
7- 7	0- 0	0- 0	CONFERENCE	0- 0	1- 1	6- 6				
3- 4	0- 0	0- 0	HOME	0- 0	1- 0	2- 4				
4- 3	0- 0	0- 0	AWAY	0- 0	0- 1	4- 2				
0- 0	0- 0	0- 0	NEUTRAL	0- 0	0- 0	0- 0				

RPI S	Opponent	Score	RPI S	Opponent	Score	RPI S	Opponent	Score	RPI S	Opponent	Score	Team's RPI: 234
						74 A	Miami (FL)	46 75	103 A	Campbell	52 59	
									103 H	Campbell	60 52	
									151 H	UNC Greensboro	40 67	
									161 A	Hampton	59 68	
									161 H	Hampton	66 76	
									195 H	High Point	76 60	
									212 H	Gardner-Webb	59 65	
									218 A	Radford	63 50	
									236 N	Southern U.	53 34	
									256 A	Winthrop	50 43	
									260 A	Longwood	56 73	
									260 H	Longwood	51 54	
									265 A	Wofford	38 75	
									268 A	ETSU	72 54	
									305 A	Presbyterian	64 48	
									305 H	Presbyterian	54 39	
									333 A	USC Upstate	68 48	
									336 A	Western Caro.	64 47	
									343 H	Charleston So.	48 60	
									348 H	South Carolina St.	82 51	
LAST 10 Division I												
305 A	Presbyterian	64 48	260 A	Longwood	56 73							
103 A	Campbell	52 59	212 H	Gardner-Webb	59 65							
260 H	Longwood	51 54	343 H	Charleston So.	48 60							
161 H	Hampton	66 76	218 A	Radford	63 50							
256 A	Winthrop	50 43	195 H	High Point	76 60							

Non-Div I Games: Montreat 89 45 Lenoir-Rhyne 68 48

UNC Asheville

Loss, Non-Conf, S Site, H Home A Away N Neutral

UNC Greensboro

Through Games Of Feb. 11, 2020

Average RPI Win:	243	WON-LOST	WINNING	LAST 10	STRENGTH OF	OPP. STRENGTH	TEAM	ADJ.	CONF.	ADJ CONF.
Average RPI Loss:	163	RECORD	PCT. RANK	GAMES	SCHEDULE	OF SCHEDULE	RPI	RPI	RPI	RPI
DIV. I ONLY	14- 7	74	7-3	294	239	151	151	26	26	
DIV. I NON-CONF.	8- 4	90	1-0	158	296	96	96	21	21	
TOTALS	RPI 1-25	RPI 26-50	W-L RECORDS	RPI 51-100	RPI 101-150	RPI 150+				
14- 7	0- 0	0- 0	OVERALL	1- 1	1- 3	12- 3				
8- 2	0- 0	0- 0	HOME	0- 0	0- 1	8- 1				
6- 5	0- 0	0- 0	AWAY	1- 1	1- 2	4- 2				
0- 0	0- 0	0- 0	NEUTRAL	0- 0	0- 0	0- 0				
8- 4	0- 0	0- 0	NON-CONFERENCE	1- 1	1- 3	6- 0				
4- 1	0- 0	0- 0	HOME	0- 0	0- 1	4- 0				
4- 3	0- 0	0- 0	AWAY	1- 1	1- 2	2- 0				
0- 0	0- 0	0- 0	NEUTRAL	0- 0	0- 0	0- 0				
6- 3	0- 0	0- 0	CONFERENCE	0- 0	0- 0	6- 3				
4- 1	0- 0	0- 0	HOME	0- 0	0- 0	4- 1				
2- 2	0- 0	0- 0	AWAY	0- 0	0- 0	2- 2				
0- 0	0- 0	0- 0	NEUTRAL	0- 0	0- 0	0- 0				

RPI S	Opponent	Score	RPI S	Opponent	Score	RPI S	Opponent	Score	RPI S	Opponent	Score	Team's RPI: 151
						98	A Liberty	58 53	103	A Campbell	64 72	
						99	A Coastal Caro.	54 63	118	A Wake Forest	67 65	
									131	H Richmond	62 70	
									138	A N.C. A&T	48 57	
									174	H Samford	42 56	
									191	A Furman	59 53	
									195	H High Point	82 70	
									232	A Chattanooga	59 74	
									232	H Chattanooga	49 41	
									234	A UNC Asheville	67 40	
									249	H Appalachian St.	54 47	
									259	A Col. of Charleston	69 56	
									265	A Wofford	61 66	
									268	A ETSU	65 45	
									268	H ETSU	63 47	
									315	H Georgia St.	64 49	
									317	H Mercer	67 51	
									319	H UMES	86 48	
									336	H Western Caro.	54 43	
LAST 10 Division I												
268	A	ETSU	65	45	191	A	Furman	59	53			
232	A	Chattanooga	59	74	336	H	Western Caro.	54	43			
174	H	Samford	42	56	232	H	Chattanooga	49	41			
317	H	Mercer	67	51	268	H	ETSU	63	47			
265	A	Wofford	61	66	249	H	Appalachian St.	54	47			

Non-Div I Games: Erskine 106 44 Concord 80 45 Lenoir-Rhyne 84 59

UNC Greensboro

Loss, Non-Conf, S Site, H Home A Away N Neutral

Average RPI Win:	257	WON-LOST	WINNING	LAST 10	STRENGTH OF	OPP. STRENGTH	TEAM	ADJ.	CONF.	ADJ CONF.
Average RPI Loss:	142	RECORD	PCT. RANK	GAMES	SCHEDULE	OF SCHEDULE	RPI	RPI	RPI	RPI
DIV. I ONLY	5- 15	304	2-8	125	229	263	263	14	14	
DIV. I NON-CONF.	2- 7	288	0	144	327	283	283	13	13	
TOTALS	RPI 1-25	RPI 26-50	W-L RECORDS	RPI 51-100	RPI 101-150	RPI 150+				
5- 15	0- 1	0- 1	OVERALL	0- 3	1- 5	4- 5				
2- 8	0- 0	0- 1	HOME	0- 2	0- 2	2- 3				
3- 6	0- 1	0- 0	AWAY	0- 0	1- 3	2- 2				
0- 1	0- 0	0- 0	NEUTRAL	0- 1	0- 0	0- 0				
2- 7	0- 1	0- 0	NON-CONFERENCE	0- 2	0- 1	2- 3				
1- 3	0- 0	0- 0	HOME	0- 1	0- 0	1- 2				
1- 3	0- 1	0- 0	AWAY	0- 0	0- 1	1- 1				
0- 1	0- 0	0- 0	NEUTRAL	0- 1	0- 0	0- 0				
3- 8	0- 0	0- 1	CONFERENCE	0- 1	1- 4	2- 2				
1- 5	0- 0	0- 1	HOME	0- 1	0- 2	1- 1				
2- 3	0- 0	0- 0	AWAY	0- 0	1- 2	1- 1				
0- 0	0- 0	0- 0	NEUTRAL	0- 0	0- 0	0- 0				

RPI 1-25				RPI 26-50				RPI 51-100				RPI 101+ Team's RPI: 263			
RPI	S	Opponent	Score	RPI	S	Opponent	Score	RPI	S	Opponent	Score	RPI	S	Opponent	Score
13	A	NC State	40 80	43	H	James Madison	58 66	54	H	Drexel	72 73	118	A	Wake Forest	55 65
								81	N	North Carolina	45 85	127	A	William & Mary	72 55
								99	H	Coastal Caro.	43 62	127	H	William & Mary	55 63
												134	A	Elon	53 77
												134	H	Elon	57 60
												146	A	Northeastern	61 63
												183	H	Towson	41 62
												187	H	Delaware	71 65
												227	H	Kennesaw St.	56 58
												256	H	Winthrop	63 75
												259	A	Col. of Charleston	63 67
												260	A	Longwood	58 59
												305	A	Presbyterian	70 60
												316	A	Hofstra	62 59
												348	H	South Carolina St.	84 46
LAST 10 Division I															
				127	H	William & Mary	55 63					183	H	Towson	41 62
				134	H	Elon	57 60					43	H	James Madison	58 66
				146	A	Northeastern	61 63					134	A	Elon	53 77
				316	A	Hofstra	62 59					127	A	William & Mary	72 55
				259	A	Col. of Charleston	63 67					54	H	Drexel	72 73

Non-Div I Games: Catawba 75 78 Mount Olive 75 67

UNCW

Loss, Non-Conf, S Site, H Home A Away N Neutral

UNI		WON-LOST	WINNING	LAST 10	STRENGTH OF	OPP. STRENGTH	TEAM	ADJ.	CONF.	ADJ CONF.
Average RPI Win: 160		RECORD	PCT. RANK	GAMES	SCHEDULE	OF SCHEDULE	RPI	RPI	RPI	RPI
Average RPI Loss: 36										
DIV. I ONLY		13- 8	97	6-4	52	30	46	46	7	7
DIV. I NON-CONF.		7- 3	80	0	103	3	46	46	7	7

TOTALS	RPI 1-25		RPI 26-50		W-L RECORDS		RPI 51-100		RPI 101-150	RPI 150+
13- 8	1- 2		1- 4		OVERALL		3- 2		3- 0	5- 0
8- 1	1- 1		0- 0		HOME		2- 0		1- 0	4- 0
5- 5	0- 1		1- 3		AWAY		1- 1		2- 0	1- 0
0- 2	0- 0		0- 1		NEUTRAL		0- 1		0- 0	0- 0
7- 3	1- 0		1- 2		NON-CONFERENCE		1- 1		2- 0	2- 0
3- 0	1- 0		0- 0		HOME		1- 0		0- 0	1- 0
4- 1	0- 0		1- 1		AWAY		0- 0		2- 0	1- 0
0- 2	0- 0		0- 1		NEUTRAL		0- 1		0- 0	0- 0
6- 5	0- 2		0- 2		CONFERENCE		2- 1		1- 0	3- 0
5- 1	0- 1		0- 0		HOME		1- 0		1- 0	3- 0
1- 4	0- 1		0- 2		AWAY		1- 1		0- 0	0- 0
0- 0	0- 0		0- 0		NEUTRAL		0- 0		0- 0	0- 0

RPI 1-25				RPI 26-50				RPI 51-100				RPI 101+			
RPI	S	Opponent	Score	RPI	S	Opponent	Score	RPI	S	Opponent	Score	RPI	S	Opponent	Score
4	A	Missouri St.	66 80	26	N	Ohio St.	46 64	53	H	IUPUI	51 50	129	A	Missouri	78 73
4	H	Missouri St.	55 66	29	A	Drake	87 104	65	N	Alabama	77 87	137	H	Loyola Chicago	70 50
7	H	Iowa	88 66	35	A	Creighton	54 57	79	A	Illinois St.	57 65	148	A	Wichita St.	61 50
				42	A	Bradley	47 61	85	A	Southern Ill.	60 57	184	H	Valparaiso	77 70
				49	A	Iowa St.	71 63	85	H	Southern Ill.	71 66	283	H	Indiana St.	73 43
												291	H	North Dakota St.	95 63
												302	A	Omaha	81 45
												327	H	Evansville	76 60

LAST 10 Division I															
				85	H	Southern Ill.	71 66	42	A	Bradley	47 61				
				4	H	Missouri St.	55 66	283	H	Indiana St.	73 43				
				184	H	Valparaiso	77 70	327	H	Evansville	76 60				
				137	H	Loyola Chicago	70 50	4	A	Missouri St.	66 80				
				79	A	Illinois St.	57 65	85	A	Southern Ill.	60 57				

Non-Div I Games: Northwest Mo. St. 78 53

UNI

Loss, Non-Conf, S Site, H Home A Away N Neutral

Average RPI Win:	215	WON-LOST	WINNING	LAST 10	STRENGTH OF	OPP. STRENGTH	TEAM	ADJ.	CONF.	ADJ CONF.
Average RPI Loss:	134	RECORD	PCT. RANK	GAMES	SCHEDULE	OF SCHEDULE	RPI	RPI	RPI	RPI
DIV. I ONLY	12- 11	165	7-3	173	149	177	177	17	17	
DIV. I NON-CONF.	4- 7	225	0	190	53	245	245	23	23	
TOTALS	RPI 1-25	RPI 26-50	W-L RECORDS	RPI 51-100	RPI 101-150	RPI 150+				
12- 11	0- 0	0- 2	OVERALL	2- 3	1- 1	9- 5				
8- 5	0- 0	0- 2	HOME	2- 1	1- 1	5- 1				
4- 6	0- 0	0- 0	AWAY	0- 2	0- 0	4- 4				
0- 0	0- 0	0- 0	NEUTRAL	0- 0	0- 0	0- 0				
4- 7	0- 0	0- 2	NON-CONFERENCE	2- 1	0- 1	2- 3				
3- 4	0- 0	0- 2	HOME	2- 0	0- 1	1- 1				
1- 3	0- 0	0- 0	AWAY	0- 1	0- 0	1- 2				
0- 0	0- 0	0- 0	NEUTRAL	0- 0	0- 0	0- 0				
8- 4	0- 0	0- 0	CONFERENCE	0- 2	1- 0	7- 2				
5- 1	0- 0	0- 0	HOME	0- 1	1- 0	4- 0				
3- 3	0- 0	0- 0	AWAY	0- 1	0- 0	3- 2				
0- 0	0- 0	0- 0	NEUTRAL	0- 0	0- 0	0- 0				

RPI S	Opponent	Score	RPI S	Opponent	Score	RPI S	Opponent	Score	RPI S	Opponent	Score	Team's RPI: 177
37	H Duke	45 57	50	H Virginia	55 63	59	A Fresno St.	58 72	126	H Boise St.	66 65	
						59	H Fresno St.	66 72	134	H Elon	44 50	
						61	H St. John's (NY)	79 75	153	A San Jose St.	60 62	
						67	H South Fla.	61 51	168	A Southern Utah	68 72	
						84	A Southern California	54 75	186	A Pepperdine	69 44	
									196	A New Mexico	68 51	
									204	H Wyoming	65 53	
									233	H Cal St. Fullerton	58 64	
									238	A Grand Canyon	51 53	
									257	H Nevada	66 64	
									258	A San Diego St.	39 48	
									267	H Colorado St.	56 52	
									277	A Utah St.	60 46	
									277	H Utah St.	69 45	
									311	A Air Force	67 60	
									348	H South Carolina St.	66 57	
LAST 10 Division I												
59	A Fresno St.	58 72	196	A New Mexico	68 51							
277	H Utah St.	69 45	153	A San Jose St.	60 62							
267	H Colorado St.	56 52	204	H Wyoming	65 53							
258	A San Diego St.	39 48	126	H Boise St.	66 65							
257	H Nevada	66 64	311	A Air Force	67 60							

Non-Div I Games:

UNLV

■ Loss,
 ■ Non-Conf,
 ■ S Site,
 ■ H Home
 ■ A Away
 N Neutral

USC Upstate

Through Games Of Feb. 11, 2020

Average RPI Win:	337	WON-LOST	WINNING	LAST 10	STRENGTH OF	OPP. STRENGTH	TEAM	ADJ.	CONF.	ADJ CONF.
Average RPI Loss:	186	RECORD	PCT. RANK	GAMES	SCHEDULE	OF SCHEDULE	RPI	RPI	RPI	RPI
DIV. I ONLY	6- 15	289	2-8	332	298	333	333	25	25	
DIV. I NON-CONF.	3- 4	201	0	340	171	299	299	28	28	
TOTALS	RPI 1-25	RPI 26-50	W-L RECORDS	RPI 51-100	RPI 101-150	RPI 150+				
6- 15	0- 1	0- 0	OVERALL	0- 1	0- 2	6- 11				
5- 6	0- 0	0- 0	HOME	0- 0	0- 1	5- 5				
1- 9	0- 1	0- 0	AWAY	0- 1	0- 1	1- 6				
0- 0	0- 0	0- 0	NEUTRAL	0- 0	0- 0	0- 0				
3- 4	0- 1	0- 0	NON-CONFERENCE	0- 1	0- 0	3- 2				
3- 0	0- 0	0- 0	HOME	0- 0	0- 0	3- 0				
0- 4	0- 1	0- 0	AWAY	0- 1	0- 0	0- 2				
0- 0	0- 0	0- 0	NEUTRAL	0- 0	0- 0	0- 0				
3- 11	0- 0	0- 0	CONFERENCE	0- 0	0- 2	3- 9				
2- 6	0- 0	0- 0	HOME	0- 0	0- 1	2- 5				
1- 5	0- 0	0- 0	AWAY	0- 0	0- 1	1- 4				
0- 0	0- 0	0- 0	NEUTRAL	0- 0	0- 0	0- 0				

RPI 1-25				RPI 26-50				RPI 51-100				RPI 101+ Team's RPI: 333			
RPI	S	Opponent	Score	RPI	S	Opponent	Score	RPI	S	Opponent	Score	RPI	S	Opponent	Score
1	A	South Carolina	32 112					82	A	Georgia	53 67	103	A	Campbell	38 50
												103	H	Campbell	72 80
												161	A	Hampton	40 60
												194	A	Jacksonville	43 87
												195	A	High Point	46 85
												195	H	High Point	45 81
												212	A	Gardner-Webb	53 63
												218	H	Radford	41 57
												234	H	UNC Asheville	48 68
												256	H	Winthrop	38 52
												260	H	Longwood	62 70
												274	A	East Carolina	48 69
												305	A	Presbyterian	42 55
												305	H	Presbyterian	70 60
												336	H	Western Caro.	70 62
												343	A	Charleston So.	71 64
												343	H	Charleston So.	70 53
												345	H	Florida A&M	74 61
												348	H	South Carolina St.	58 47
LAST 10 Division I															
343	A	Charleston So.	71 64	218	H	Radford	41 57								
195	H	High Point	45 81	212	A	Gardner-Webb	53 63								
305	H	Presbyterian	70 60	161	A	Hampton	40 60								
103	H	Campbell	72 80	260	H	Longwood	62 70								
305	A	Presbyterian	42 55	256	H	Winthrop	38 52								

Non-Div I Games: Mars Hill 89 31 UNKNOWN 71 49

USC Upstate

Loss, Non-Conf, S Site, H Home A Away N Neutral

Average RPI Win:	239	WON-LOST	WINNING	LAST 10	STRENGTH OF	OPP. STRENGTH	TEAM	ADJ.	CONF.	ADJ CONF.
Average RPI Loss:	79	RECORD	PCT. RANK	GAMES	SCHEDULE	OF SCHEDULE	RPI	RPI	RPI	RPI
DIV. I ONLY	13- 10	131	6-4	101	170	121	121	21	21	
DIV. I NON-CONF.	6- 6	164	0	77	69	115	115	19	19	
TOTALS	RPI 1-25	RPI 26-50	W-L RECORDS	RPI 51-100	RPI 101-150	RPI 150+				
13- 10	0- 3	0- 1	OVERALL	0- 4	1- 1	12- 1				
8- 3	0- 0	0- 0	HOME	0- 2	0- 1	8- 0				
5- 4	0- 1	0- 0	AWAY	0- 2	1- 0	4- 1				
0- 3	0- 2	0- 1	NEUTRAL	0- 0	0- 0	0- 0				
6- 6	0- 3	0- 1	NON-CONFERENCE	0- 1	1- 1	5- 0				
3- 2	0- 0	0- 0	HOME	0- 1	0- 1	3- 0				
3- 1	0- 1	0- 0	AWAY	0- 0	1- 0	2- 0				
0- 3	0- 2	0- 1	NEUTRAL	0- 0	0- 0	0- 0				
7- 4	0- 0	0- 0	CONFERENCE	0- 3	0- 0	7- 1				
5- 1	0- 0	0- 0	HOME	0- 1	0- 0	5- 0				
2- 3	0- 0	0- 0	AWAY	0- 2	0- 0	2- 1				
0- 0	0- 0	0- 0	NEUTRAL	0- 0	0- 0	0- 0				

RPI 1-25				RPI 26-50				RPI 51-100				RPI 101+ Team's RPI: 121			
RPI	S	Opponent	Score	RPI	S	Opponent	Score	RPI	S	Opponent	Score	RPI	S	Opponent	Score
2	N	Oregon	54 91	44	N	Oklahoma St.	47 60	58	A	Troy	69 85	102	A	Kansas St.	57 53
12	N	Louisville	67 76					60	H	Marist	57 73	110	H	Texas Southern	63 74
16	A	Northwestern	47 74					99	A	Coastal Caro.	56 62	156	H	Wright St.	68 62
								99	H	Coastal Caro.	62 80	165	H	Louisiana	79 52
												182	H	Little Rock	65 58
												231	H	SMU	51 46
												235	A	South Alabama	68 45
												239	H	Arkansas St.	71 44
												249	A	Appalachian St.	82 60
												249	H	Appalachian St.	63 44
												262	A	North Texas	68 49
												294	A	Texas St.	55 72
												346	A	Grambling	88 54
												347	H	La.-Monroe	72 34
												350	H	Chicago St.	84 53
LAST 10 Division I															
				99	H	Coastal Caro.	62 80	347	H	La.-Monroe	72 34				
				249	H	Appalachian St.	63 44	165	H	Louisiana	79 52				
				294	A	Texas St.	55 72	99	A	Coastal Caro.	56 62				
				58	A	Troy	69 85	249	A	Appalachian St.	82 60				
				235	A	South Alabama	68 45	182	H	Little Rock	65 58				

Non-Div I Games:

UT Arlington

■ Loss,
 ■ Non-Conf,
 ■ S Site,
 ■ H Home
 ■ A Away
 N Neutral

Average RPI Win:	221	WON-LOST	WINNING	LAST 10	STRENGTH OF	OPP. STRENGTH	TEAM	ADJ.	CONF.	ADJ CONF.
Average RPI Loss:	69	RECORD	PCT. RANK	GAMES	SCHEDULE	OF SCHEDULE	RPI	RPI	RPI	RPI
DIV. I ONLY	15- 8	84	9-1	104	144	69	69	20	20	
DIV. I NON-CONF.	4- 7	225	0	20	11	116	116	24	24	
TOTALS	RPI 1-25	RPI 26-50	W-L RECORDS	RPI 51-100	RPI 101-150	RPI 150+				
15- 8	0- 3	0- 1	OVERALL	2- 3	0- 0	13- 1				
10- 1	0- 1	0- 0	HOME	2- 0	0- 0	8- 0				
5- 7	0- 2	0- 1	AWAY	0- 3	0- 0	5- 1				
0- 0	0- 0	0- 0	NEUTRAL	0- 0	0- 0	0- 0				
4- 7	0- 3	0- 1	NON-CONFERENCE	1- 3	0- 0	3- 0				
4- 1	0- 1	0- 0	HOME	1- 0	0- 0	3- 0				
0- 6	0- 2	0- 1	AWAY	0- 3	0- 0	0- 0				
0- 0	0- 0	0- 0	NEUTRAL	0- 0	0- 0	0- 0				
11- 1	0- 0	0- 0	CONFERENCE	1- 0	0- 0	10- 1				
6- 0	0- 0	0- 0	HOME	1- 0	0- 0	5- 0				
5- 1	0- 0	0- 0	AWAY	0- 0	0- 0	5- 1				
0- 0	0- 0	0- 0	NEUTRAL	0- 0	0- 0	0- 0				

RPI 1-25				RPI 26-50				RPI 51-100 Team's RPI: 69				RPI 101+			
RPI	S	Opponent	Score	RPI	S	Opponent	Score	RPI	S	Opponent	Score	RPI	S	Opponent	Score
9	A	Mississippi St.	46 82	38	A	Arkansas	46 96	53	H	IUPUI	57 51	163	H	Tennessee Tech	71 62
11	A	Gonzaga	55 78					55	H	Belmont	74 57	174	H	Samford	80 75
12	H	Louisville	63 71					79	A	Illinois St.	47 70	192	A	Austin Peay	69 61
								85	A	Southern Ill.	59 70	192	H	Austin Peay	65 61
								90	A	Saint Louis	50 56	224	A	Eastern Ill.	70 74
												232	H	Chattanooga	78 51
												241	A	Murray St.	89 64
												241	H	Murray St.	98 56
												248	A	Morehead St.	82 64
												270	A	Eastern Ky.	65 50
												276	H	Lipscomb	83 67
												297	H	Jacksonville St.	86 72
												338	A	SIUE	79 39
												340	H	Tennessee St.	88 71
LAST 10 Division I															
297	H	Jacksonville St.	86 72	224	A	Eastern Ill.	70 74								
163	H	Tennessee Tech	71 62	192	H	Austin Peay	65 61								
248	A	Morehead St.	82 64	241	H	Murray St.	98 56								
270	A	Eastern Ky.	65 50	55	H	Belmont	74 57								
338	A	SIUE	79 39	340	H	Tennessee St.	88 71								

Non-Div I Games:

UT Martin

■ Loss,
 ■ Non-Conf,
 ■ S Site,
 ■ H Home
 ■ A Away
 N Neutral

Average RPI Win:	261	WON-LOST	WINNING	LAST 10	STRENGTH OF	OPP. STRENGTH	TEAM	ADJ.	CONF.	ADJ CONF.
Average RPI Loss:	136	RECORD	PCT. RANK	GAMES	SCHEDULE	OF SCHEDULE	RPI	RPI	RPI	RPI
DIV. I ONLY	13- 9	112	5-5	253	203	217	217	13	13	
DIV. I NON-CONF.	7- 4	100	0	330	314	264	264	14	14	
TOTALS	RPI 1-25	RPI 26-50	W-L RECORDS	RPI 51-100	RPI 101-150	RPI 150+				
13- 9	0- 1	0- 1	OVERALL	1- 2	0- 1	12- 4				
11- 5	0- 1	0- 1	HOME	1- 1	0- 0	10- 2				
2- 4	0- 0	0- 0	AWAY	0- 1	0- 1	2- 2				
0- 0	0- 0	0- 0	NEUTRAL	0- 0	0- 0	0- 0				
7- 4	0- 1	0- 0	NON-CONFERENCE	0- 0	0- 0	7- 3				
6- 3	0- 1	0- 0	HOME	0- 0	0- 0	6- 2				
1- 1	0- 0	0- 0	AWAY	0- 0	0- 0	1- 1				
0- 0	0- 0	0- 0	NEUTRAL	0- 0	0- 0	0- 0				
6- 5	0- 0	0- 1	CONFERENCE	1- 2	0- 1	5- 1				
5- 2	0- 0	0- 1	HOME	1- 1	0- 0	4- 0				
1- 3	0- 0	0- 0	AWAY	0- 1	0- 1	1- 1				
0- 0	0- 0	0- 0	NEUTRAL	0- 0	0- 0	0- 0				

RPI 1-25				RPI 26-50				RPI 51-100				RPI 101+ Team's RPI: 217			
RPI	S	Opponent	Score	RPI	S	Opponent	Score	RPI	S	Opponent	Score	RPI	S	Opponent	Score
21	H	Arizona	43 54	32	H	Old Dominion	69 77	61	A	Middle Tenn.	60 76	115	A	UAB	51 63
								76	H	Charlotte	82 76	176	H	Western Mich.	76 46
								86	H	Rice	61 69	180	H	Fla. Atlantic	96 65
												196	H	New Mexico	78 93
												221	A	Southern Miss.	89 72
												231	A	SMU	56 60
												240	A	Louisiana Tech	80 87
												246	H	Tulsa	51 58
												262	H	North Texas	67 63
												286	H	FIU	64 34
												289	H	UC Riverside	63 50
												298	H	UTSA	94 54
												315	H	Georgia St.	71 68
												318	H	Weber St.	70 51
												321	A	New Mexico St.	63 57
												321	H	New Mexico St.	65 45
												328	H	Alcorn	92 47
LAST 10 Division I															
				32	H	Old Dominion	69 77	86	H	Rice	61 69				
				76	H	Charlotte	82 76	298	H	UTSA	94 54				
				115	A	UAB	51 63	240	A	Louisiana Tech	80 87				
				61	A	Middle Tenn.	60 76	221	A	Southern Miss.	89 72				
				262	H	North Texas	67 63	180	H	Fla. Atlantic	96 65				

Non-Div I Games:

UTEP

■ Loss,
 ■ Non-Conf, S Site,
 ■ Home
 ■ Away
 N Neutral

Average RPI Win:	303	WON-LOST	WINNING	LAST 10	STRENGTH OF	OPP. STRENGTH	TEAM	ADJ.	CONF.	ADJ CONF.
Average RPI Loss:	185	RECORD	PCT. RANK	GAMES	SCHEDULE	OF SCHEDULE	RPI	RPI	RPI	RPI
DIV. I ONLY	6- 13	278	5-5	291	323	306	306	31	31	
DIV. I NON-CONF.	1- 8	322	0	157	190	316	316	32	32	
TOTALS	RPI 1-25	RPI 26-50	W-L RECORDS	RPI 51-100	RPI 101-150	RPI 150+				
6- 13	0- 0	0- 1	OVERALL	0- 1	0- 4	6- 7				
4- 4	0- 0	0- 0	HOME	0- 0	0- 2	4- 2				
2- 7	0- 0	0- 1	AWAY	0- 1	0- 2	2- 3				
0- 2	0- 0	0- 0	NEUTRAL	0- 0	0- 0	0- 2				
1- 8	0- 0	0- 1	NON-CONFERENCE	0- 1	0- 4	1- 2				
1- 2	0- 0	0- 0	HOME	0- 0	0- 2	1- 0				
0- 4	0- 0	0- 1	AWAY	0- 1	0- 2	0- 0				
0- 2	0- 0	0- 0	NEUTRAL	0- 0	0- 0	0- 2				
5- 5	0- 0	0- 0	CONFERENCE	0- 0	0- 0	5- 5				
3- 2	0- 0	0- 0	HOME	0- 0	0- 0	3- 2				
2- 3	0- 0	0- 0	AWAY	0- 0	0- 0	2- 3				
0- 0	0- 0	0- 0	NEUTRAL	0- 0	0- 0	0- 0				

RPI 1-25			RPI 26-50			RPI 51-100			RPI 101+			Team's RPI: 306
RPI	S	Opponent	Score	RPI	S	Opponent	Score	RPI	S	Opponent	Score	
				31	A	Texas	69 85	84	A	Southern California	43 80	
								102	A	Kansas St.	66 79	
								110	H	Texas Southern	44 71	
								116	A	A&M-Corpus Christi	50 61	
								116	H	A&M-Corpus Christi	54 59	
								220	A	CSU Bakersfield	66 52	
								222	A	UMKC	56 60	
								222	H	UMKC	58 72	
								238	A	Grand Canyon	60 62	
								257	N	Nevada	57 62	
								266	N	Long Beach St.	65 69	
								290	H	California Baptist	87 68	
								298	H	UTSA	75 64	
								310	H	Seattle U	85 81	
								321	A	New Mexico St.	75 76	
								324	H	Utah Valley	67 76	
								350	A	Chicago St.	87 67	
								350	H	Chicago St.	77 68	
LAST 10 Division I												
				350	H	Chicago St.	77 68	324	H	Utah Valley	67 76	
				222	H	UMKC	58 72	310	H	Seattle U	85 81	
				220	A	CSU Bakersfield	66 52	350	A	Chicago St.	87 67	
				238	A	Grand Canyon	60 62	222	A	UMKC	56 60	
				321	A	New Mexico St.	75 76	290	H	California Baptist	87 68	

Non-Div I Games: Tex. A&M Int'l 72 56 Tex. A&M-Kingsville 66 45 Texas Lutheran 98 46 Minot St. 75 56

UTRGV

Loss, Non-Conf, S Site, H Home A Away N Neutral

Average RPI Win: 270	WON-LOST	WINNING	LAST 10	STRENGTH OF	OPP. STRENGTH	TEAM	ADJ.	CONF.	ADJ CONF.
Average RPI Loss: 155	RECORD	PCT. RANK	GAMES	SCHEDULE	OF SCHEDULE	RPI	RPI	RPI	RPI
DIV. I ONLY	3- 16	324	2-8	126	175	298	298	13	13
DIV. I NON-CONF.	1- 7	321	0	211	263	321	321	14	14
TOTALS	RPI 1-25	RPI 26-50	W-L RECORDS	RPI 51-100	RPI 101-150	RPI 150+			
3- 16	0- 0	0- 2	OVERALL	0- 4	0- 1	3- 9			
2- 6	0- 0	0- 1	HOME	0- 2	0- 0	2- 3			
1- 9	0- 0	0- 1	AWAY	0- 1	0- 1	1- 6			
0- 1	0- 0	0- 0	NEUTRAL	0- 1	0- 0	0- 0			
1- 7	0- 0	0- 1	NON-CONFERENCE	0- 1	0- 0	1- 5			
1- 1	0- 0	0- 0	HOME	0- 0	0- 0	1- 1			
0- 5	0- 0	0- 1	AWAY	0- 0	0- 0	0- 4			
0- 1	0- 0	0- 0	NEUTRAL	0- 1	0- 0	0- 0			
2- 9	0- 0	0- 1	CONFERENCE	0- 3	0- 1	2- 4			
1- 5	0- 0	0- 1	HOME	0- 2	0- 0	1- 2			
1- 4	0- 0	0- 0	AWAY	0- 1	0- 1	1- 2			
0- 0	0- 0	0- 0	NEUTRAL	0- 0	0- 0	0- 0			

RPI S	Opponent	Score	RPI S	Opponent	Score	RPI S	Opponent	Score	RPI S	Opponent	Score	Team's RPI: 298
31	A Texas	53 84	32	H Old Dominion	43 62	61	A Middle Tenn.	48 69	115	A UAB	55 94	
						76	H Charlotte	47 67	157	A Texas Tech	58 115	
						86	H Rice	62 74	170	H Sam Houston St.	77 81	
						92	N Utah	45 91	178	A Hawaii	50 62	
									180	H Fla. Atlantic	53 80	
									217	A UTEP	54 94	
									221	A Southern Miss.	65 82	
									240	A Louisiana Tech	82 73	
									262	H North Texas	55 79	
									285	H Incarnate Word	63 56	
									286	H FIU	60 45	
									294	A Texas St.	69 74	
									306	A UTRGV	64 75	
LAST 10 Division I												
76	H Charlotte	47 67	262	H North Texas	55 79							
32	H Old Dominion	43 62	217	A UTEP	54 94							
61	A Middle Tenn.	48 69	221	A Southern Miss.	65 82							
115	A UAB	55 94	240	A Louisiana Tech	82 73							
86	H Rice	62 74	286	H FIU	60 45							

Non-Div I Games: Texas Wesleyan 80 78 Southwest (NM) 79 62 Concordia (TX) 73 44

UTSA

Loss, Non-Conf, S Site, H Home A Away N Neutral

Average RPI Win:	174	WON-LOST	WINNING	LAST 10	STRENGTH OF	OPP. STRENGTH	TEAM	ADJ.	CONF.	ADJ CONF.
Average RPI Loss:	58	RECORD	PCT. RANK	GAMES	SCHEDULE	OF SCHEDULE	RPI	RPI	RPI	RPI
DIV. I ONLY	12- 11	165	5-5	65	19	92	92	1	1	
DIV. I NON-CONF.	7- 4	100	0	303	154	204	204	1	1	

TOTALS	RPI 1-25	RPI 26-50	W-L RECORDS	RPI 51-100	RPI 101-150	RPI 150+				
12- 11	0- 6	0- 1	OVERALL	4- 2	3- 1	5- 1				
5- 6	0- 3	0- 1	HOME	1- 1	0- 1	4- 0				
5- 5	0- 3	0- 0	AWAY	3- 1	2- 0	0- 1				
2- 0	0- 0	0- 0	NEUTRAL	0- 0	1- 0	1- 0				
7- 4	0- 0	0- 1	NON-CONFERENCE	1- 1	1- 1	5- 1				
4- 2	0- 0	0- 1	HOME	0- 0	0- 1	4- 0				
1- 2	0- 0	0- 0	AWAY	1- 1	0- 0	0- 1				
2- 0	0- 0	0- 0	NEUTRAL	0- 0	1- 0	1- 0				
5- 7	0- 6	0- 0	CONFERENCE	3- 1	2- 0	0- 0				
1- 4	0- 3	0- 0	HOME	1- 1	0- 0	0- 0				
4- 3	0- 3	0- 0	AWAY	2- 0	2- 0	0- 0				
0- 0	0- 0	0- 0	NEUTRAL	0- 0	0- 0	0- 0				

RPI 1-25				RPI 26-50				RPI 51-100 Team's RPI: 92				RPI 101+			
RPI	S	Opponent	Score	RPI	S	Opponent	Score	RPI	S	Opponent	Score	RPI	S	Opponent	Score
2	A	Oregon	51 88	41	H	South Dakota	81 84	66	A	Colorado	84 69	110	N	Texas Southern	61 52
2	H	Oregon	63 90					66	H	Colorado	70 80	135	A	Washington	74 65
5	H	UCLA	54 84					70	A	BYU	77 73	140	A	California	71 62
10	A	Stanford	49 82					80	A	Cincinnati	62 68	141	H	Providence	60 67
14	A	Oregon St.	48 77					84	H	Southern California	67 65	208	H	Oral Roberts	78 58
14	H	Oregon St.	65 77					93	A	Washington St.	78 66	257	H	Nevada	68 62
												264	A	Xavier	63 70
												298	N	UTSA	91 45
												307	H	Eastern Wash.	87 49
												318	H	Weber St.	75 46

LAST 10 Division I															
93	A	Washington St.	78 66	140	A	California	71 62								
135	A	Washington	74 65	66	A	Colorado	84 69								
14	H	Oregon St.	65 77	84	H	Southern California	67 65								
2	H	Oregon	63 90	5	H	UCLA	54 84								
10	A	Stanford	49 82	2	A	Oregon	51 88								

Non-Div I Games:

Utah

■ Loss,
 ■ Non-Conf, S Site,
 ■ Home
 ■ Away
 N Neutral

Average RPI Win:	246	WON-LOST	WINNING	LAST 10	STRENGTH OF	OPP. STRENGTH	TEAM	ADJ.	CONF.	ADJ CONF.
Average RPI Loss:	179	RECORD	PCT. RANK	GAMES	SCHEDULE	OF SCHEDULE	RPI	RPI	RPI	RPI
DIV. I ONLY	6- 17	301	2-8	190	217	277	277	17	17	
DIV. I NON-CONF.	4- 6	212	0	116	208	175	175	23	23	
TOTALS	RPI 1-25	RPI 26-50	W-L RECORDS	RPI 51-100	RPI 101-150	RPI 150+				
6- 17	0- 2	0- 0	OVERALL	0- 2	1- 2	5- 11				
3- 7	0- 0	0- 0	HOME	0- 0	0- 2	3- 5				
3- 10	0- 2	0- 0	AWAY	0- 2	1- 0	2- 6				
0- 0	0- 0	0- 0	NEUTRAL	0- 0	0- 0	0- 0				
4- 6	0- 2	0- 0	NON-CONFERENCE	0- 1	0- 1	4- 2				
3- 1	0- 0	0- 0	HOME	0- 0	0- 1	3- 0				
1- 5	0- 2	0- 0	AWAY	0- 1	0- 0	1- 2				
0- 0	0- 0	0- 0	NEUTRAL	0- 0	0- 0	0- 0				
2- 11	0- 0	0- 0	CONFERENCE	0- 1	1- 1	1- 9				
0- 6	0- 0	0- 0	HOME	0- 0	0- 1	0- 5				
2- 5	0- 0	0- 0	AWAY	0- 1	1- 0	1- 4				
0- 0	0- 0	0- 0	NEUTRAL	0- 0	0- 0	0- 0				

RPI 1-25				RPI 26-50				RPI 51-100				RPI 101+ Team's RPI: 277			
RPI	S	Opponent	Score	RPI	S	Opponent	Score	RPI	S	Opponent	Score	RPI	S	Opponent	Score
2	A	Oregon	52 109					59	A	Fresno St.	64 76	126	A	Boise St.	58 56
14	A	Oregon St.	46 75					70	A	BYU	50 67	126	H	Boise St.	59 65
												145	H	Portland	64 70
												153	H	San Jose St.	61 76
												177	A	UNLV	45 69
												177	H	UNLV	46 60
												199	H	Idaho St.	69 61
												204	H	Wyoming	54 65
												233	A	Cal St. Fullerton	62 83
												257	A	Nevada	60 69
												258	A	San Diego St.	62 66
												258	H	San Diego St.	51 59
												262	H	North Texas	66 55
												266	A	Long Beach St.	56 48
												267	A	Colorado St.	55 56
												310	H	Seattle U	70 63
												311	A	Air Force	53 52
												311	H	Air Force	45 62
												324	A	Utah Valley	49 57
LAST 10 Division I															
126	A	Boise St.	58 56	311	A	Air Force	53 52								
177	A	UNLV	45 69	126	H	Boise St.	59 65								
258	H	San Diego St.	51 59	257	A	Nevada	60 69								
204	H	Wyoming	54 65	311	H	Air Force	45 62								
267	A	Colorado St.	55 56	258	A	San Diego St.	62 66								

Non-Div I Games: Dixie St. 61 49

Utah St.

■ Loss,
 ■ Non-Conf,
 ■ S Site,
 ■ Home
 ■ A Away
 N Neutral

Utah Valley

Through Games Of Feb. 11, 2020

Average RPI Win:	298	WON-LOST	WINNING	LAST 10	STRENGTH OF	OPP. STRENGTH	TEAM	ADJ.	CONF.	ADJ CONF.
Average RPI Loss:	226	RECORD	PCT. RANK	GAMES	SCHEDULE	OF SCHEDULE	RPI	RPI	RPI	RPI
DIV. I ONLY	6- 13	278	6-4	338	337	324	324	31	31	
DIV. I NON-CONF.	1- 9	326	1-0	305	294	342	342	32	32	
TOTALS	RPI 1-25	RPI 26-50	W-L RECORDS	RPI 51-100	RPI 101-150	RPI 150+				
6- 13	0- 0	0- 0	OVERALL	0- 1	0- 1	6- 11				
4- 6	0- 0	0- 0	HOME	0- 0	0- 0	4- 6				
2- 7	0- 0	0- 0	AWAY	0- 1	0- 1	2- 5				
0- 0	0- 0	0- 0	NEUTRAL	0- 0	0- 0	0- 0				
1- 9	0- 0	0- 0	NON-CONFERENCE	0- 1	0- 1	1- 7				
1- 4	0- 0	0- 0	HOME	0- 0	0- 0	1- 4				
0- 5	0- 0	0- 0	AWAY	0- 1	0- 1	0- 3				
0- 0	0- 0	0- 0	NEUTRAL	0- 0	0- 0	0- 0				
5- 4	0- 0	0- 0	CONFERENCE	0- 0	0- 0	5- 4				
3- 2	0- 0	0- 0	HOME	0- 0	0- 0	3- 2				
2- 2	0- 0	0- 0	AWAY	0- 0	0- 0	2- 2				
0- 0	0- 0	0- 0	NEUTRAL	0- 0	0- 0	0- 0				

RPI 1-25			RPI 26-50			RPI 51-100			RPI 101+			Team's RPI: 324
RPI	S	Opponent	Score	RPI	S	Opponent	Score	RPI	S	Opponent	Score	
						70	A	BYU	57	71		
								126	A	Boise St.	69	77
								168	H	Southern Utah	58	71
								175	H	Montana	52	63
								199	H	Idaho St.	61	88
								220	H	CSU Bakersfield	53	55
								222	H	UMKC	62	41
								238	H	Grand Canyon	59	66
								257	H	Nevada	57	60
								272	A	UC Santa Barbara	51	59
								277	H	Utah St.	57	49
								289	A	UC Riverside	53	67
								290	A	California Baptist	67	80
								306	A	UTRGV	76	67
								310	A	Seattle U	80	82
								310	H	Seattle U	70	58
								318	A	Weber St.	46	72
								321	A	New Mexico St.	58	54
								350	H	Chicago St.	89	58
LAST 10 Division I												
310	A	Seattle U	80	82	321	A	New Mexico St.	58	54			
290	A	California Baptist	67	80	310	H	Seattle U	70	58			
238	H	Grand Canyon	59	66	222	H	UMKC	62	41			
220	H	CSU Bakersfield	53	55	350	H	Chicago St.	89	58			
306	A	UTRGV	76	67	277	H	Utah St.	57	49			

Non-Div I Games: Antelope Valley 77 61 Ottawa (AZ) 99 50

Utah Valley

■ Loss,
 ■ Non-Conf, S Site,
 ■ Home
 ■ Away
 N Neutral

Average RPI Win:	183	WON-LOST	WINNING	LAST 10	STRENGTH OF	OPP. STRENGTH	TEAM	ADJ.	CONF.	ADJ CONF.
Average RPI Loss:	108	RECORD	PCT. RANK	GAMES	SCHEDULE	OF SCHEDULE	RPI	RPI	RPI	RPI
DIV. I ONLY	13- 10	131	8-2	108	107	117	117	12	12	
DIV. I NON-CONF.	5- 8	221	0	127	110	216	216	12	12	
TOTALS	RPI 1-25	RPI 26-50	W-L RECORDS	RPI 51-100	RPI 101-150	RPI 150+				
13- 10	0- 0	1- 0	OVERALL	2- 5	3- 4	7- 1				
7- 5	0- 0	1- 0	HOME	1- 1	1- 4	4- 0				
5- 5	0- 0	0- 0	AWAY	1- 4	2- 0	2- 1				
1- 0	0- 0	0- 0	NEUTRAL	0- 0	0- 0	1- 0				
5- 8	0- 0	1- 0	NON-CONFERENCE	0- 5	0- 2	4- 1				
4- 3	0- 0	1- 0	HOME	0- 1	0- 2	3- 0				
0- 5	0- 0	0- 0	AWAY	0- 4	0- 0	0- 1				
1- 0	0- 0	0- 0	NEUTRAL	0- 0	0- 0	1- 0				
8- 2	0- 0	0- 0	CONFERENCE	2- 0	3- 2	3- 0				
3- 2	0- 0	0- 0	HOME	1- 0	1- 2	1- 0				
5- 0	0- 0	0- 0	AWAY	1- 0	2- 0	2- 0				
0- 0	0- 0	0- 0	NEUTRAL	0- 0	0- 0	0- 0				

RPI 1-25			RPI 26-50			RPI 51-100			RPI 101+			Team's RPI: 117			
RPI	S	Opponent	Score	RPI	S	Opponent	Score	RPI	S	Opponent	Score	RPI	S	Opponent	Score
32	H	Old Dominion	62 49					61	A	Middle Tenn.	63 86	101	H	Duquesne	76 79
								67	A	South Fla.	55 77	127	H	William & Mary	55 69
								68	A	Seton Hall	33 53	131	A	Richmond	57 42
								77	A	Boston College	52 87	131	H	Richmond	53 50
								80	H	Cincinnati	56 58	136	H	George Washington	55 56
								90	A	Saint Louis	65 52	138	H	N.C. A&T	58 69
								97	H	Fordham	62 52	149	A	Massachusetts	61 46
												188	A	Rhode Island	75 54
												215	H	Saint Joseph's	47 40
												221	A	Southern Miss.	39 51
												226	A	George Mason	82 63
												249	H	Appalachian St.	66 38
												274	H	East Carolina	53 40
												289	H	UC Riverside	67 51
												302	N	Omaha	74 66
LAST 10 Division I															
136	H	George Washington	55 56	149	A	Massachusetts	61 46								
131	A	Richmond	57 42	131	H	Richmond	53 50								
101	H	Duquesne	76 79	90	A	Saint Louis	65 52								
97	H	Fordham	62 52	215	H	Saint Joseph's	47 40								
226	A	George Mason	82 63	188	A	Rhode Island	75 54								

Non-Div I Games:

VCU

■ Loss,
 ■ Non-Conf,
 ■ S Site,
 ■ H Home
 ■ A Away
 N Neutral

Valparaiso

Through Games Of Feb. 11, 2020

Average RPI Win:	272	WON-LOST	WINNING	LAST 10	STRENGTH OF	OPP. STRENGTH	TEAM	ADJ.	CONF.	ADJ CONF.
Average RPI Loss:	60	RECORD	PCT. RANK	GAMES	SCHEDULE	OF SCHEDULE	RPI	RPI	RPI	RPI
DIV. I ONLY	13- 9	112	5-5	280	115	184	184	7	7	
DIV. I NON-CONF.	8- 3	68	0	324	239	140	140	7	7	
TOTALS	RPI 1-25	RPI 26-50	W-L RECORDS	RPI 51-100	RPI 101-150	RPI 150+				
13- 9	0- 2	0- 4	OVERALL	0- 2	2- 0	11- 1				
7- 4	0- 1	0- 1	HOME	0- 2	1- 0	6- 0				
6- 4	0- 1	0- 2	AWAY	0- 0	1- 0	5- 1				
0- 1	0- 0	0- 1	NEUTRAL	0- 0	0- 0	0- 0				
8- 3	0- 1	0- 1	NON-CONFERENCE	0- 0	1- 0	7- 1				
4- 0	0- 0	0- 0	HOME	0- 0	0- 0	4- 0				
4- 2	0- 1	0- 0	AWAY	0- 0	1- 0	3- 1				
0- 1	0- 0	0- 1	NEUTRAL	0- 0	0- 0	0- 0				
5- 6	0- 1	0- 3	CONFERENCE	0- 2	1- 0	4- 0				
3- 4	0- 1	0- 1	HOME	0- 2	1- 0	2- 0				
2- 2	0- 0	0- 2	AWAY	0- 0	0- 0	2- 0				
0- 0	0- 0	0- 0	NEUTRAL	0- 0	0- 0	0- 0				

RPI S	Opponent	Score	RPI S	Opponent	Score	RPI S	Opponent	Score	RPI S	Opponent	Score	Team's RPI: 184
4	H Missouri St.	68 81	26	N Ohio St.	38 89	79	H Illinois St.	60 72	137	H Loyola Chicago	66 64	
16	A Northwestern	48 69	29	A Drake	66 87	85	H Southern Ill.	51 67	147	A Toledo	61 54	
			42	H Bradley	61 75				214	A North Dakota	63 65	
			46	A UNI	70 77				224	A Eastern Ill.	78 66	
									248	H Morehead St.	55 53	
									250	H Bowling Green	95 90	
									283	A Indiana St.	75 56	
									283	H Indiana St.	61 45	
									291	A North Dakota St.	66 54	
									327	A Evansville	88 66	
									327	H Evansville	72 54	
									330	A Detroit Mercy	77 58	
									341	H UIC	63 37	
									350	H Chicago St.	95 49	
LAST 10 Division I												
283	H Indiana St.	61 45	42	H Bradley	61 75							
327	H Evansville	72 54	79	H Illinois St.	60 72							
46	A UNI	70 77	327	A Evansville	88 66							
29	A Drake	66 87	283	A Indiana St.	75 56							
137	H Loyola Chicago	66 64	4	H Missouri St.	68 81							

Non-Div I Games:

Valparaiso

■ Loss,
■ Non-Conf,
■ S Site,
■ H Home
■ A Away
N Neutral

Average RPI Win:	204	WON-LOST	WINNING	LAST 10	STRENGTH OF	OPP. STRENGTH	TEAM	ADJ.	CONF.	ADJ CONF.
Average RPI Loss:	54	RECORD	PCT. RANK	GAMES	SCHEDULE	OF SCHEDULE	RPI	RPI	RPI	RPI
DIV. I ONLY	13- 10	131	3-7	60	83	108	108	4	4	
DIV. I NON-CONF.	10- 3	57	0	121	238	78	78	5	5	
TOTALS	RPI 1-25	RPI 26-50	W-L RECORDS	RPI 51-100	RPI 101-150	RPI 150+				
13- 10	0- 3	0- 3	OVERALL	2- 2	2- 2	9- 0				
9- 5	0- 3	0- 2	HOME	1- 0	1- 0	7- 0				
3- 3	0- 0	0- 0	AWAY	1- 1	1- 2	1- 0				
1- 2	0- 0	0- 1	NEUTRAL	0- 1	0- 0	1- 0				
10- 3	0- 1	0- 1	NON-CONFERENCE	1- 1	1- 0	8- 0				
7- 1	0- 1	0- 0	HOME	1- 0	0- 0	6- 0				
2- 0	0- 0	0- 0	AWAY	0- 0	1- 0	1- 0				
1- 2	0- 0	0- 1	NEUTRAL	0- 1	0- 0	1- 0				
3- 7	0- 2	0- 2	CONFERENCE	1- 1	1- 2	1- 0				
2- 4	0- 2	0- 2	HOME	0- 0	1- 0	1- 0				
1- 3	0- 0	0- 0	AWAY	1- 1	0- 2	0- 0				
0- 0	0- 0	0- 0	NEUTRAL	0- 0	0- 0	0- 0				

RPI 1-25				RPI 26-50				RPI 51-100				RPI 101+ Team's RPI: 108			
RPI	S	Opponent	Score	RPI	S	Opponent	Score	RPI	S	Opponent	Score	RPI	S	Opponent	Score
1	H	South Carolina	57 93	38	H	Arkansas	66 100	65	A	Alabama	61 98	125	A	Auburn	62 70
6	H	UConn	51 64	47	N	Rutgers	56 62	68	N	Seton Hall	65 69	125	H	Auburn	77 55
9	H	Mississippi St.	52 68	48	H	Tennessee	69 78	82	A	Georgia	63 55	133	A	Florida	60 68
								90	H	Saint Louis	62 50	135	A	Washington	76 74
												160	H	Columbia	72 51
												163	H	Tennessee Tech	75 61
												191	H	Furman	74 46
												218	H	Radford	80 46
												270	H	Eastern Ky.	75 69
												278	H	Ole Miss	63 47
												297	H	Jacksonville St.	88 66
												303	N	UC Irvine	76 63
												340	A	Tennessee St.	106 55
LAST 10 Division I															
278	H	Ole Miss	63 47	38	H	Arkansas	66 100	1	H	South Carolina	57 93				
125	A	Auburn	62 70					82	A	Georgia	63 55				
48	H	Tennessee	69 78					133	A	Florida	60 68				
65	A	Alabama	61 98					125	H	Auburn	77 55				
9	H	Mississippi St.	52 68												

Non-Div I Games:

Vanderbilt

■ Loss,
■ Non-Conf, S Site,
■ Home
■ Away
N Neutral

Vermont

Through Games Of Feb. 11, 2020

Average RPI Win:	311	WON-LOST	WINNING	LAST 10	STRENGTH OF	OPP. STRENGTH	TEAM	ADJ.	CONF.	ADJ CONF.
Average RPI Loss:	192	RECORD	PCT. RANK	GAMES	SCHEDULE	OF SCHEDULE	RPI	RPI	RPI	RPI
DIV. I ONLY	10- 13	220	5-5	340	318	304	304	27	27	
DIV. I NON-CONF.	5- 7	205	0	306	317	291	291	27	27	
TOTALS	RPI 1-25	RPI 26-50	W-L RECORDS	RPI 51-100	RPI 101-150	RPI 150+				
10- 13	0- 0	0- 0	OVERALL	0- 2	0- 2	10- 9				
8- 4	0- 0	0- 0	HOME	0- 0	0- 1	8- 3				
2- 9	0- 0	0- 0	AWAY	0- 2	0- 1	2- 6				
0- 0	0- 0	0- 0	NEUTRAL	0- 0	0- 0	0- 0				
5- 7	0- 0	0- 0	NON-CONFERENCE	0- 1	0- 2	5- 4				
4- 2	0- 0	0- 0	HOME	0- 0	0- 1	4- 1				
1- 5	0- 0	0- 0	AWAY	0- 1	0- 1	1- 3				
0- 0	0- 0	0- 0	NEUTRAL	0- 0	0- 0	0- 0				
5- 6	0- 0	0- 0	CONFERENCE	0- 1	0- 0	5- 5				
4- 2	0- 0	0- 0	HOME	0- 0	0- 0	4- 2				
1- 4	0- 0	0- 0	AWAY	0- 1	0- 0	1- 3				
0- 0	0- 0	0- 0	NEUTRAL	0- 0	0- 0	0- 0				

RPI S	Opponent	Score	RPI S	Opponent	Score	RPI S	Opponent	Score	RPI S	Opponent	Score	Team's RPI: 304
						57	A Minnesota	58 90	137	A Loyola Chicago	76 78	
						78	A Stony Brook	49 67	149	H Massachusetts	49 83	
									188	A Rhode Island	74 77	
									193	H Binghamton	65 62	
									198	A Dartmouth	55 72	
									201	A Merrimack	53 78	
									219	A UMass Lowell	47 61	
									225	A Maine	59 70	
									225	H Maine	47 65	
									251	H Saint Francis (PA)	69 73	
									254	H New Hampshire	51 59	
									293	H UMBC	60 58	
									296	H Navy	64 56	
									308	A Albany (NY)	49 58	
									308	H Albany (NY)	52 36	
									314	H Bryant	71 66	
									329	H NJIT	65 59	
									337	A LIU Brooklyn	73 62	
									339	H Canisius	76 53	
									349	A Hartford	63 53	
									349	H Hartford	62 51	
LAST 10 Division I												
			349	H Hartford	62 51		225	H Maine	47 65			
			225	A Maine	59 70		349	A Hartford	63 53			
			308	H Albany (NY)	52 36		193	H Binghamton	65 62			
			254	H New Hampshire	51 59		293	H UMBC	60 58			
			219	A UMass Lowell	47 61		78	A Stony Brook	49 67			

Non-Div I Games: Norwich 86 40

Vermont

Loss, Non-Conf, S Site, H Home A Away N Neutral

Villanova

Through Games Of Feb. 11, 2020

Average RPI Win:	155	WON-LOST	WINNING	LAST 10	STRENGTH OF	OPP. STRENGTH	TEAM	ADJ.	CONF.	ADJ CONF.
Average RPI Loss:	76	RECORD	PCT. RANK	GAMES	SCHEDULE	OF SCHEDULE	RPI	RPI	RPI	RPI
DIV. I ONLY	13- 11	154	5-5	85	52	95	95	6	6	
DIV. I NON-CONF.	6- 5	151	1-0	83	47	97	97	6	6	
TOTALS	RPI 1-25	RPI 26-50	W-L RECORDS	RPI 51-100	RPI 101-150	RPI 150+				
13- 11	0- 1	0- 3	OVERALL	6- 5	1- 1	6- 1				
7- 5	0- 0	0- 2	HOME	2- 2	1- 1	4- 0				
6- 6	0- 1	0- 1	AWAY	4- 3	0- 0	2- 1				
0- 0	0- 0	0- 0	NEUTRAL	0- 0	0- 0	0- 0				
6- 5	0- 0	0- 1	NON-CONFERENCE	3- 2	0- 1	3- 1				
3- 2	0- 0	0- 1	HOME	1- 0	0- 1	2- 0				
3- 3	0- 0	0- 0	AWAY	2- 2	0- 0	1- 1				
0- 0	0- 0	0- 0	NEUTRAL	0- 0	0- 0	0- 0				
7- 6	0- 1	0- 2	CONFERENCE	3- 3	1- 0	3- 0				
4- 3	0- 0	0- 1	HOME	1- 2	1- 0	2- 0				
3- 3	0- 1	0- 1	AWAY	2- 1	0- 0	1- 0				
0- 0	0- 0	0- 0	NEUTRAL	0- 0	0- 0	0- 0				

RPI 1-25				RPI 26-50				RPI 51-100				Team's RPI: 95	RPI 101+			
RPI	S	Opponent	Score	RPI	S	Opponent	Score	RPI	S	Opponent	Score		RPI	S	Opponent	Score
19	A	DePaul	69 85	35	H	Creighton	42 58	54	A	Drexel	52 54		136	H	George Washington	56 68
				36	A	Marquette	52 57	61	A	St. John's (NY)	67 62		141	H	Providence	51 49
				43	H	James Madison	52 56	61	H	St. John's (NY)	66 64		181	A	American	54 76
								68	A	Seton Hall	61 55		207	A	La Salle	77 69
								68	H	Seton Hall	63 65		215	H	Saint Joseph's	60 44
								73	A	Temple	69 74		230	H	Manhattan	63 51
								82	A	Georgia	63 58		242	H	Georgetown	74 53
								87	H	Penn	70 58		264	A	Xavier	55 54
								94	A	Butler	61 63		264	H	Xavier	66 54
								94	H	Butler	41 58					
								97	A	Fordham	73 66					
LAST 10 Division I																
				94	A	Butler	61 63	19	A	DePaul	69 85					
				264	A	Xavier	55 54	242	H	Georgetown	74 53					
				68	H	Seton Hall	63 65	87	H	Penn	70 58					
				61	H	St. John's (NY)	66 64	264	H	Xavier	66 54					
				36	A	Marquette	52 57	94	H	Butler	41 58					

Non-Div I Games:

Villanova

Loss, Non-Conf, S Site, H Home A Away N Neutral

Virginia

Through Games Of Feb. 11, 2020

Average RPI Win:	112	WON-LOST	WINNING	LAST 10	STRENGTH OF	OPP. STRENGTH	TEAM	ADJ.	CONF.	ADJ CONF.
Average RPI Loss:	45	RECORD	PCT. RANK	GAMES	SCHEDULE	OF SCHEDULE	RPI	RPI	RPI	RPI
DIV. I ONLY	10- 14	228	5-5	1	36	50	50	5	5	
DIV. I NON-CONF.	5- 6	187	0	1	29	27	27	3	3	
TOTALS	RPI 1-25	RPI 26-50	W-L RECORDS	RPI 51-100	RPI 101-150	RPI 150+				
10- 14	0- 6	3- 3	OVERALL	3- 4	1- 1	3- 0				
7- 4	0- 1	3- 2	HOME	2- 1	1- 0	1- 0				
3- 9	0- 4	0- 1	AWAY	1- 3	0- 1	2- 0				
0- 1	0- 1	0- 0	NEUTRAL	0- 0	0- 0	0- 0				
5- 6	0- 3	2- 2	NON-CONFERENCE	1- 1	0- 0	2- 0				
3- 2	0- 1	2- 1	HOME	1- 0	0- 0	0- 0				
2- 3	0- 1	0- 1	AWAY	0- 1	0- 0	2- 0				
0- 1	0- 1	0- 0	NEUTRAL	0- 0	0- 0	0- 0				
5- 8	0- 3	1- 1	CONFERENCE	2- 3	1- 1	1- 0				
4- 2	0- 0	1- 1	HOME	1- 1	1- 0	1- 0				
1- 6	0- 3	0- 0	AWAY	1- 2	0- 1	0- 0				
0- 0	0- 0	0- 0	NEUTRAL	0- 0	0- 0	0- 0				

RPI 1-25				RPI 26-50				RPI 51-100				RPI 101+			
RPI	S	Opponent	Score	RPI	S	Opponent	Score	RPI	S	Opponent	Score	RPI	S	Opponent	Score
5	H	UCLA	62 73	27	H	Kentucky	47 50	71	H	Bucknell	84 60	104	H	Notre Dame	90 60
6	A	UConn	44 83	32	H	Old Dominion	56 53	77	A	Boston College	69 52	118	A	Wake Forest	56 62
9	N	Mississippi St.	59 72	33	H	Virginia Tech	61 69	81	A	North Carolina	68 78	177	A	UNLV	63 55
12	A	Louisville	56 71	37	H	Duke	66 63	81	H	North Carolina	47 65	197	H	Clemson	70 54
13	A	NC State	60 80	43	H	James Madison	55 49	84	A	Southern California	49 59	288	A	CSUN	72 47
23	A	Florida St.	55 63	47	A	Rutgers	63 73	88	A	Georgia Tech	51 61				
								89	H	Syracuse	57 41				
LAST 10 Division I															
23	A	Florida St.	55 63	12	A	Louisville	56 71								
197	H	Clemson	70 54	33	H	Virginia Tech	61 69								
89	H	Syracuse	57 41	118	A	Wake Forest	56 62								
81	A	North Carolina	68 78	77	A	Boston College	69 52								
104	H	Notre Dame	90 60	37	H	Duke	66 63								

Non-Div I Games:

Virginia

■ Loss,
■ Non-Conf, S Site,
■ Home
■ Away
N Neutral

Virginia Tech

Through Games Of Feb. 11, 2020

Average RPI Win:	141	WON-LOST	WINNING	LAST 10	STRENGTH OF	OPP. STRENGTH	TEAM	ADJ.	CONF.	ADJ CONF.
Average RPI Loss:	43	RECORD	PCT. RANK	GAMES	SCHEDULE	OF SCHEDULE	RPI	RPI	RPI	RPI
DIV. I ONLY	17- 6	45	7-3	51	44	33	33	5	5	
DIV. I NON-CONF.	10- 1	20	0	113	105	24	24	3	3	
TOTALS	RPI 1-25	RPI 26-50	W-L RECORDS	RPI 51-100	RPI 101-150	RPI 150+				
17- 6	0- 3	2- 1	OVERALL	7- 2	2- 0	6- 0				
11- 1	0- 1	1- 0	HOME	4- 0	1- 0	5- 0				
3- 4	0- 2	1- 1	AWAY	1- 1	0- 0	1- 0				
3- 1	0- 0	0- 0	NEUTRAL	2- 1	1- 0	0- 0				
10- 1	0- 0	1- 0	NON-CONFERENCE	3- 1	2- 0	4- 0				
6- 0	0- 0	1- 0	HOME	1- 0	1- 0	3- 0				
1- 0	0- 0	0- 0	AWAY	0- 0	0- 0	1- 0				
3- 1	0- 0	0- 0	NEUTRAL	2- 1	1- 0	0- 0				
7- 5	0- 3	1- 1	CONFERENCE	4- 1	0- 0	2- 0				
5- 1	0- 1	0- 0	HOME	3- 0	0- 0	2- 0				
2- 4	0- 2	1- 1	AWAY	1- 1	0- 0	0- 0				
0- 0	0- 0	0- 0	NEUTRAL	0- 0	0- 0	0- 0				

RPI 1-25				RPI 26-50				RPI 51-100				RPI 101+			
RPI	S	Opponent	Score	RPI	S	Opponent	Score	RPI	S	Opponent	Score	RPI	S	Opponent	Score
13	A	NC State	69 76	37	A	Duke	67 72	55	N	Belmont	60 58	124	H	Davidson	88 68
13	H	NC State	59 71	39	H	Purdue	67 54	74	H	Miami (FL)	69 45	148	N	Wichita St.	84 63
23	A	Florida St.	62 86	50	A	Virginia	69 61	77	H	Boston College	70 49	197	H	Clemson	71 50
								81	A	North Carolina	72 63	212	H	Gardner-Webb	87 65
								81	H	North Carolina	76 70	226	A	George Mason	77 58
								82	N	Georgia	72 77	251	H	Saint Francis (PA)	105 41
								86	N	Rice	54 45	279	H	Pittsburgh	68 56
								89	A	Syracuse	65 67	319	H	UMES	86 43
								98	H	Liberty	73 69				
LAST 10 Division I															
81	A	North Carolina	72 63	77	H	Boston College	70 49								
13	H	NC State	59 71	50	A	Virginia	69 61								
74	H	Miami (FL)	69 45	37	A	Duke	67 72								
89	A	Syracuse	65 67	279	H	Pittsburgh	68 56								
197	H	Clemson	71 50	81	H	North Carolina	76 70								

Non-Div I Games:

Virginia Tech

■ Loss,
 ■ Non-Conf,
 ■ S Site,
 ■ H Home
 ■ A Away
 N Neutral

Average RPI Win:	309	WON-LOST	WINNING	LAST 10	STRENGTH OF	OPP. STRENGTH	TEAM	ADJ.	CONF.	ADJ CONF.
Average RPI Loss:	168	RECORD	PCT. RANK	GAMES	SCHEDULE	OF SCHEDULE	RPI	RPI	RPI	RPI
DIV. I ONLY	7- 14	265	4-6	175	345	280	280	30	30	
DIV. I NON-CONF.	3- 7	252	0	39	310	200	200	30	30	
TOTALS	RPI 1-25	RPI 26-50	W-L RECORDS	RPI 51-100	RPI 101-150	RPI 150+				
7- 14	0- 1	0- 1	OVERALL	0- 3	0- 3	7- 6				
6- 4	0- 0	0- 0	HOME	0- 1	0- 1	6- 2				
1- 10	0- 1	0- 1	AWAY	0- 2	0- 2	1- 4				
0- 0	0- 0	0- 0	NEUTRAL	0- 0	0- 0	0- 0				
3- 7	0- 1	0- 1	NON-CONFERENCE	0- 3	0- 1	3- 1				
3- 1	0- 0	0- 0	HOME	0- 1	0- 0	3- 0				
0- 6	0- 1	0- 1	AWAY	0- 2	0- 1	0- 1				
0- 0	0- 0	0- 0	NEUTRAL	0- 0	0- 0	0- 0				
4- 7	0- 0	0- 0	CONFERENCE	0- 0	0- 2	4- 5				
3- 3	0- 0	0- 0	HOME	0- 0	0- 1	3- 2				
1- 4	0- 0	0- 0	AWAY	0- 0	0- 1	1- 3				
0- 0	0- 0	0- 0	NEUTRAL	0- 0	0- 0	0- 0				

RPI 1-25				RPI 26-50				RPI 51-100				RPI 101+ Team's RPI: 280			
RPI	S	Opponent	Score	RPI	S	Opponent	Score	RPI	S	Opponent	Score	RPI	S	Opponent	Score
3	A	Maryland	56 119	40	A	Yale	68 87	78	H	Stony Brook	45 66	107	A	Rider	63 77
								83	A	Colgate	58 74	142	A	Robert Morris	47 51
								94	A	Butler	58 74	142	H	Robert Morris	35 77
												200	A	Mt. St. Mary's	63 78
												247	A	Youngstown St.	42 64
												251	A	Saint Francis (PA)	50 51
												251	H	Saint Francis (PA)	55 50
												293	H	UMBC	67 60
												301	H	Sacred Heart	65 79
												313	H	St. Francis Brooklyn	74 66
												314	A	Bryant	58 45
												325	H	Fairleigh Dickinson	61 62
												326	H	Saint Peter's	90 89
												329	H	NJIT	61 59
												337	H	LIU Brooklyn	63 61
												344	A	Central Conn. St.	63 66
LAST 10 Division I															
				142	H	Robert Morris	35 77	337	H	LIU Brooklyn	63 61				
				251	H	Saint Francis (PA)	55 50	313	H	St. Francis Brooklyn	74 66				
				325	H	Fairleigh Dickinson	61 62	251	A	Saint Francis (PA)	50 51				
				314	A	Bryant	58 45	142	A	Robert Morris	47 51				
				344	A	Central Conn. St.	63 66	301	H	Sacred Heart	65 79				

Non-Div I Games: Staten Island 81 57

Wagner

Loss, Non-Conf, S Site, H Home A Away N Neutral

Wake Forest

Through Games Of Feb. 11, 2020

Average RPI Win:	141	WON-LOST	WINNING	LAST 10	STRENGTH OF	OPP. STRENGTH	TEAM	ADJ.	CONF.	ADJ CONF.
Average RPI Loss:	102	RECORD	PCT. RANK	GAMES	SCHEDULE	OF SCHEDULE	RPI	RPI	RPI	RPI
DIV. I ONLY	12- 12	173	3-7	82	55	118	118	5	5	
DIV. I NON-CONF.	7- 4	100	0	136	186	112	112	3	3	
TOTALS	RPI 1-25	RPI 26-50	W-L RECORDS	RPI 51-100	RPI 101-150	RPI 150+				
12- 12	0- 3	2- 0	OVERALL	3- 5	3- 1	4- 3				
8- 4	0- 1	1- 0	HOME	2- 1	1- 1	4- 1				
2- 8	0- 2	1- 0	AWAY	0- 4	1- 0	0- 2				
2- 0	0- 0	0- 0	NEUTRAL	1- 0	1- 0	0- 0				
7- 4	0- 0	0- 0	NON-CONFERENCE	1- 2	3- 0	3- 2				
4- 2	0- 0	0- 0	HOME	0- 1	1- 0	3- 1				
1- 2	0- 0	0- 0	AWAY	0- 1	1- 0	0- 1				
2- 0	0- 0	0- 0	NEUTRAL	1- 0	1- 0	0- 0				
5- 8	0- 3	2- 0	CONFERENCE	2- 3	0- 1	1- 1				
4- 2	0- 1	1- 0	HOME	2- 0	0- 1	1- 0				
1- 6	0- 2	1- 0	AWAY	0- 3	0- 0	0- 1				
0- 0	0- 0	0- 0	NEUTRAL	0- 0	0- 0	0- 0				

RPI S	Opponent	Score	RPI S	Opponent	Score	RPI S	Opponent	Score	RPI S	Opponent	Score	Team's RPI: 118
12	A Louisville	61 75	37	A Duke	60 58	61	A St. John's (NY)	74 82	103	H Campbell	74 46	
13	A NC State	45 59	50	H Virginia	62 56	64	N Dayton	78 59	104	H Notre Dame	71 75	
23	H Florida St.	65 70				74	A Miami (FL)	56 59	133	N Florida	73 68	
						76	H Charlotte	65 77	134	A Elon	69 57	
						77	A Boston College	54 67	151	H UNC Greensboro	65 67	
						88	A Georgia Tech	52 62	197	H Clemson	63 58	
						88	H Georgia Tech	65 60	259	H Col. of Charleston	106 50	
						89	H Syracuse	65 60	263	H UNCW	65 55	
									268	A ETSU	60 67	
									274	H East Carolina	76 53	
									279	A Pittsburgh	48 53	
LAST 10 Division I												
88	A Georgia Tech	52 62	23	H Florida St.	65 70							
104	H Notre Dame	71 75	13	A NC State	45 59							
77	A Boston College	54 67	50	H Virginia	62 56							
279	A Pittsburgh	48 53	12	A Louisville	61 75							
89	H Syracuse	65 60	197	H Clemson	63 58							

Non-Div I Games:

Wake Forest

■ Loss,
 ■ Non-Conf,
 ■ S Site,
 ■ H Home
 ■ A Away
 N Neutral

Average RPI Win:	183	WON-LOST	WINNING	LAST 10	STRENGTH OF	OPP. STRENGTH	TEAM	ADJ.	CONF.	ADJ CONF.
Average RPI Loss:	76	RECORD	PCT. RANK	GAMES	SCHEDULE	OF SCHEDULE	RPI	RPI	RPI	RPI
DIV. I ONLY	11- 12	189	1-9	68	54	135	135	1	1	
DIV. I NON-CONF.	8- 3	68	0	191	221	125	125	1	1	
TOTALS	RPI 1-25	RPI 26-50	W-L RECORDS	RPI 51-100	RPI 101-150	RPI 150+				
11- 12	1- 4	0- 1	OVERALL	2- 3	2- 3	6- 1				
5- 9	0- 2	0- 1	HOME	1- 2	0- 3	4- 1				
3- 3	0- 2	0- 0	AWAY	1- 1	2- 0	0- 0				
3- 0	1- 0	0- 0	NEUTRAL	0- 0	0- 0	2- 0				
8- 3	1- 0	0- 0	NON-CONFERENCE	0- 0	1- 2	6- 1				
4- 3	0- 0	0- 0	HOME	0- 0	0- 2	4- 1				
1- 0	0- 0	0- 0	AWAY	0- 0	1- 0	0- 0				
3- 0	1- 0	0- 0	NEUTRAL	0- 0	0- 0	2- 0				
3- 9	0- 4	0- 1	CONFERENCE	2- 3	1- 1	0- 0				
1- 6	0- 2	0- 1	HOME	1- 2	0- 1	0- 0				
2- 3	0- 2	0- 0	AWAY	1- 1	1- 0	0- 0				
0- 0	0- 0	0- 0	NEUTRAL	0- 0	0- 0	0- 0				

RPI	S	Opponent	Score	RPI	S	Opponent	Score	RPI	S	Opponent	Score	RPI	S	Opponent	Score	Team's RPI: 135
5	A	UCLA	80 85	28	H	Arizona St.	50 67	66	H	Colorado	61 52	108	H	Vanderbilt	74 76	
7	N	Iowa	70 63					84	A	Southern California	78 81	120	A	San Diego	65 47	
10	A	Stanford	56 77					92	H	Utah	65 74	140	A	California	67 64	
10	H	Stanford	41 58					93	A	Washington St.	65 56	140	H	California	74 81	
21	H	Arizona	58 66					93	H	Washington St.	59 66	144	H	Tulane	62 64	
												178	H	Hawaii	50 62	
												220	H	CSU Bakersfield	80 49	
												243	H	San Francisco	73 54	
												244	N	Iona	65 34	
												255	N	Howard	75 58	
												310	H	Seattle U	78 46	
												318	H	Weber St.	94 41	
LAST 10 Division I																
66	H	Colorado	61 52	5	A	UCLA	80 85	21	H	Arizona	58 66					
92	H	Utah	65 74	28	H	Arizona St.	50 67	93	H	Washington St.	59 66					
140	H	California	74 81	10	A	Stanford	56 77									

Non-Div I Games:

Washington

■ Loss,
■ Non-Conf,
■ S Site,
■ H Home
■ A Away
N Neutral

Average RPI Win:	184	WON-LOST	WINNING	LAST 10	STRENGTH OF	OPP. STRENGTH	TEAM	ADJ.	CONF.	ADJ CONF.
Average RPI Loss:	38	RECORD	PCT. RANK	GAMES	SCHEDULE	OF SCHEDULE	RPI	RPI	RPI	RPI
DIV. I ONLY	11- 13	203	4-6	21	24	93	93	1	1	
DIV. I NON-CONF.	7- 5	131	0	47	46	86	86	1	1	
TOTALS	RPI 1-25	RPI 26-50	W-L RECORDS	RPI 51-100	RPI 101-150	RPI 150+				
11- 13	0- 8	0- 1	OVERALL	2- 3	4- 1	5- 0				
7- 6	0- 3	0- 1	HOME	2- 1	1- 1	4- 0				
3- 4	0- 2	0- 0	AWAY	0- 2	3- 0	0- 0				
1- 3	0- 3	0- 0	NEUTRAL	0- 0	0- 0	1- 0				
7- 5	0- 4	0- 0	NON-CONFERENCE	1- 1	1- 0	5- 0				
5- 1	0- 1	0- 0	HOME	1- 0	0- 0	4- 0				
1- 1	0- 0	0- 0	AWAY	0- 1	1- 0	0- 0				
1- 3	0- 3	0- 0	NEUTRAL	0- 0	0- 0	1- 0				
4- 8	0- 4	0- 1	CONFERENCE	1- 2	3- 1	0- 0				
2- 5	0- 2	0- 1	HOME	1- 1	1- 1	0- 0				
2- 3	0- 2	0- 0	AWAY	0- 1	2- 0	0- 0				
0- 0	0- 0	0- 0	NEUTRAL	0- 0	0- 0	0- 0				

RPI 1-25				RPI 26-50				RPI 51-100 Team's RPI: 93				RPI 101+			
RPI	S	Opponent	Score	RPI	S	Opponent	Score	RPI	S	Opponent	Score	RPI	S	Opponent	Score
1	N	South Carolina	53 68	28	H	Arizona St.	56 65	66	H	Colorado	69 59	126	A	Boise St.	80 68
5	A	UCLA	50 66					70	H	BYU	67 50	135	A	Washington	66 59
8	N	Baylor	66 89					74	A	Miami (FL)	68 74	135	H	Washington	56 65
10	A	Stanford	58 77					84	A	Southern California	63 74	140	A	California	96 75
10	H	Stanford	49 71					92	H	Utah	66 78	140	H	California	92 66
11	H	Gonzaga	53 76									186	H	Pepperdine	85 48
15	N	Indiana	44 78									236	N	Southern U.	69 54
21	H	Arizona	67 74									288	H	CSUN	71 61
												303	H	UC Irvine	87 59
												334	H	Ark.-Pine Bluff	85 56
LAST 10 Division I															
92	H	Utah	66 78	84	A	Southern California	63 74								
66	H	Colorado	69 59	28	H	Arizona St.	56 65								
10	H	Stanford	49 71	21	H	Arizona	67 74								
140	H	California	92 66	135	A	Washington	66 59								
5	A	UCLA	50 66	140	A	California	96 75								

Non-Div I Games:

Washington St.

■ Loss,
 ■ Non-Conf,
 S Site,
 ■ Home
 ■ Away
 N Neutral

Average RPI Win:	275	WON-LOST	WINNING	LAST 10	STRENGTH OF	OPP. STRENGTH	TEAM	ADJ.	CONF.	ADJ CONF.
Average RPI Loss:	184	RECORD	PCT. RANK	GAMES	SCHEDULE	OF SCHEDULE	RPI	RPI	RPI	RPI
DIV. I ONLY	3- 19	330	1-9	249	233	318	318	18	18	
DIV. I NON-CONF.	2- 7	288	0	189	210	259	259	17	17	
TOTALS	RPI 1-25	RPI 26-50	W-L RECORDS	RPI 51-100	RPI 101-150	RPI 150+				
3- 19	0- 1	0- 0	OVERALL	0- 2	0- 4	3- 12				
1- 7	0- 0	0- 0	HOME	0- 0	0- 1	1- 6				
2- 12	0- 1	0- 0	AWAY	0- 2	0- 3	2- 6				
0- 0	0- 0	0- 0	NEUTRAL	0- 0	0- 0	0- 0				
2- 7	0- 1	0- 0	NON-CONFERENCE	0- 1	0- 3	2- 2				
1- 1	0- 0	0- 0	HOME	0- 0	0- 1	1- 0				
1- 6	0- 1	0- 0	AWAY	0- 1	0- 2	1- 2				
0- 0	0- 0	0- 0	NEUTRAL	0- 0	0- 0	0- 0				
1- 12	0- 0	0- 0	CONFERENCE	0- 1	0- 1	1- 10				
0- 6	0- 0	0- 0	HOME	0- 0	0- 0	0- 6				
1- 6	0- 0	0- 0	AWAY	0- 1	0- 1	1- 4				
0- 0	0- 0	0- 0	NEUTRAL	0- 0	0- 0	0- 0				

RPI 1-25				RPI 26-50				RPI 51-100				RPI 101+				Team's RPI: 318	
RPI	S	Opponent	Score	RPI	S	Opponent	Score	RPI	S	Opponent	Score	RPI	S	Opponent	Score		
5	A	UCLA	45 85					91	A	Montana St.	52 81	105	A	Pacific	53 76		
								92	A	Utah	46 75	122	A	Idaho	50 70		
												135	A	Washington	41 94		
												145	H	Portland	59 78		
												168	H	Southern Utah	71 87		
												175	A	Montana	57 85		
												185	A	Northern Ariz.	61 92		
												185	H	Northern Ariz.	82 88		
												199	H	Idaho St.	54 65		
												206	H	Portland St.	57 76		
												213	A	Northern Colo.	65 60		
												213	H	Northern Colo.	65 69		
												217	A	UTEP	51 70		
												289	A	UC Riverside	64 54		
												307	A	Eastern Wash.	53 63		
												309	A	Sacramento St.	52 58		
												309	H	Sacramento St.	67 91		
												321	A	New Mexico St.	47 77		
												324	H	Utah Valley	72 46		
LAST 10 Division I																	
185	A	Northern Ariz.	61 92	91	A	Montana St.	52 81										
309	A	Sacramento St.	52 58	206	H	Portland St.	57 76										
213	H	Northern Colo.	65 69	199	H	Idaho St.	54 65										
168	H	Southern Utah	71 87	309	H	Sacramento St.	67 91										
175	A	Montana	57 85	213	A	Northern Colo.	65 60										

Non-Div I Games:

Weber St.

West Virginia

Through Games Of Feb. 11, 2020

Average RPI Win:	151	WON-LOST	WINNING	LAST 10	STRENGTH OF	OPP. STRENGTH	TEAM	ADJ.	CONF.	ADJ CONF.
Average RPI Loss:	43	RECORD	PCT. RANK	GAMES	SCHEDULE	OF SCHEDULE	RPI	RPI	RPI	RPI
DIV. I ONLY	14- 8	89	3-7	61	16	56	56	3	3	
DIV. I NON-CONF.	10- 1	20	0	147	144	38	38	4	4	
TOTALS	RPI 1-25	RPI 26-50	W-L RECORDS	RPI 51-100	RPI 101-150	RPI 150+				
14- 8	1- 2	2- 5	OVERALL	2- 0	3- 1	6- 0				
7- 3	0- 0	2- 2	HOME	0- 0	1- 1	4- 0				
3- 4	1- 2	0- 2	AWAY	0- 0	2- 0	0- 0				
4- 1	0- 0	0- 1	NEUTRAL	2- 0	0- 0	2- 0				
10- 1	1- 0	0- 1	NON-CONFERENCE	2- 0	1- 0	6- 0				
5- 0	0- 0	0- 0	HOME	0- 0	1- 0	4- 0				
1- 0	1- 0	0- 0	AWAY	0- 0	0- 0	0- 0				
4- 1	0- 0	0- 1	NEUTRAL	2- 0	0- 0	2- 0				
4- 7	0- 2	2- 4	CONFERENCE	0- 0	2- 1	0- 0				
2- 3	0- 0	2- 2	HOME	0- 0	0- 1	0- 0				
2- 4	0- 2	0- 2	AWAY	0- 0	2- 0	0- 0				
0- 0	0- 0	0- 0	NEUTRAL	0- 0	0- 0	0- 0				

RPI 1-25				RPI 26-50				RPI 51-100				Team's RPI: 56	RPI 101+			
RPI	S	Opponent	Score	RPI	S	Opponent	Score	RPI	S	Opponent	Score		RPI	S	Opponent	Score
8	A	Baylor	51 91	31	H	Texas	68 63	89	N	Syracuse	71 69		102	A	Kansas St.	74 63
9	A	Mississippi St.	71 65	35	N	Creighton	75 82	96	N	Michigan St.	63 57		102	H	Kansas St.	55 56
22	A	TCU	60 73	44	A	Oklahoma St.	57 60						119	A	Kansas	68 49
				44	H	Oklahoma St.	55 57						132	H	Cornell	68 62
				45	A	Oklahoma	58 68						173	N	Norfolk St.	72 55
				45	H	Oklahoma	49 73						196	N	New Mexico	73 60
				49	H	Iowa St.	79 71						218	H	Radford	74 37
													251	H	Saint Francis (PA)	74 45
													305	H	Presbyterian	56 40
													342	H	Coppin St.	82 47
LAST 10 Division I																
102	H	Kansas St.	55 56	44	H	Oklahoma St.	55 57									
44	A	Oklahoma St.	57 60	8	A	Baylor	51 91									
45	A	Oklahoma	58 68	45	H	Oklahoma	49 73									
49	H	Iowa St.	79 71	31	H	Texas	68 63									
22	A	TCU	60 73	119	A	Kansas	68 49									

Non-Div I Games:

West Virginia

■ Loss,
 ■ Non-Conf,
 ■ S Site,
 ■ H Home
 ■ A Away
 N Neutral

WON-LOST				STRENGTH OF						
Average RPI Win:	297	WON-LOST	WINNING	LAST 10	SCHEDULE	OPP. STRENGTH	TEAM	ADJ.	CONF.	ADJ CONF.
Average RPI Loss:	197	RECORD	PCT. RANK	GAMES		OF SCHEDULE	RPI	RPI	RPI	RPI
DIV. I ONLY	3- 19	330	2-8	252	322	336	336	26	26	
DIV. I NON-CONF.	1- 12	335	0-1	139	345	327	327	21	21	
TOTALS	RPI 1-25	RPI 26-50	W-L RECORDS	RPI 51-100	RPI 101-150	RPI 150+				
3- 19	0- 0	0- 0	OVERALL	0- 2	0- 3	3- 14				
2- 9	0- 0	0- 0	HOME	0- 1	0- 1	2- 7				
1- 10	0- 0	0- 0	AWAY	0- 1	0- 2	1- 7				
0- 0	0- 0	0- 0	NEUTRAL	0- 0	0- 0	0- 0				
1- 12	0- 0	0- 0	NON-CONFERENCE	0- 2	0- 3	1- 7				
1- 6	0- 0	0- 0	HOME	0- 1	0- 1	1- 4				
0- 6	0- 0	0- 0	AWAY	0- 1	0- 2	0- 3				
0- 0	0- 0	0- 0	NEUTRAL	0- 0	0- 0	0- 0				
2- 7	0- 0	0- 0	CONFERENCE	0- 0	0- 0	2- 7				
1- 3	0- 0	0- 0	HOME	0- 0	0- 0	1- 3				
1- 4	0- 0	0- 0	AWAY	0- 0	0- 0	1- 4				
0- 0	0- 0	0- 0	NEUTRAL	0- 0	0- 0	0- 0				

RPI 1-25				RPI 26-50				RPI 51-100				RPI 101+				Team's RPI: 336	
RPI	S	Opponent	Score	RPI	S	Opponent	Score	RPI	S	Opponent	Score	RPI	S	Opponent	Score		
								81	A	North Carolina	55	92	103	H	Campbell	40	61
								99	H	Coastal Caro.	43	66	124	A	Davidson	51	101
												134	A	Elon	24	68	
												151	A	UNC Greensboro	43	54	
												163	H	Tennessee Tech	58	62	
												174	H	Samford	50	62	
												190	H	Cleveland St.	61	68	
												191	A	Furman	53	69	
												212	A	Gardner-Webb	62	88	
												232	A	Chattanooga	61	53	
												232	H	Chattanooga	52	59	
												234	H	UNC Asheville	47	64	
												256	H	Winthrop	60	63	
												259	A	Col. of Charleston	62	73	
												265	A	Wofford	63	76	
												268	A	ETSU	49	76	
												268	H	ETSU	57	62	
												317	H	Mercer	51	40	
												333	A	USC Upstate	62	70	
												343	H	Charleston So.	69	64	
LAST 10 Division I																	
				232	A	Chattanooga	61	53	265	A	Wofford	63	76				
				268	A	ETSU	49	76	151	A	UNC Greensboro	43	54				
				317	H	Mercer	51	40	268	H	ETSU	57	62				
				174	H	Samford	50	62	232	H	Chattanooga	52	59				
				191	A	Furman	53	69	259	A	Col. of Charleston	62	73				

Non-Div I Games:	Southern Wesleyan	70	37	UVa-Wise	64	55
------------------	-------------------	----	----	----------	----	----

Western Caro.

Loss, Non-Conf, S Site, H Home A Away N Neutral

Average RPI Win:	281	WON-LOST	WINNING	LAST 10	STRENGTH OF	OPP. STRENGTH	TEAM	ADJ.	CONF.	ADJ CONF.
Average RPI Loss:	92	RECORD	PCT. RANK	GAMES	SCHEDULE	OF SCHEDULE	RPI	RPI	RPI	RPI
DIV. I ONLY	10- 11	194	7-3	245	147	210	210	19	19	
DIV. I NON-CONF.	3- 7	252	0	183	66	242	242	18	18	
TOTALS	RPI 1-25	RPI 26-50	W-L RECORDS	RPI 51-100	RPI 101-150	RPI 150+				
10- 11	0- 0	0- 4	OVERALL	0- 4	1- 1	9- 2				
6- 3	0- 0	0- 2	HOME	0- 1	1- 0	5- 0				
4- 6	0- 0	0- 2	AWAY	0- 2	0- 1	4- 1				
0- 2	0- 0	0- 0	NEUTRAL	0- 1	0- 0	0- 1				
3- 7	0- 0	0- 3	NON-CONFERENCE	0- 2	1- 1	2- 1				
2- 1	0- 0	0- 1	HOME	0- 0	1- 0	1- 0				
1- 4	0- 0	0- 2	AWAY	0- 1	0- 1	1- 0				
0- 2	0- 0	0- 0	NEUTRAL	0- 1	0- 0	0- 1				
7- 4	0- 0	0- 1	CONFERENCE	0- 2	0- 0	7- 1				
4- 2	0- 0	0- 1	HOME	0- 1	0- 0	4- 0				
3- 2	0- 0	0- 0	AWAY	0- 1	0- 0	3- 1				
0- 0	0- 0	0- 0	NEUTRAL	0- 0	0- 0	0- 0				

RPI S	Opponent	Score	RPI S	Opponent	Score	RPI S	Opponent	Score	RPI S	Opponent	Score	Team's RPI: 210
29	A Drake	75 94	63	A South Dakota St.	45 75	128	H Southeast Mo. St.	97 91				
39	A Purdue	59 66	63	H South Dakota St.	48 89	129	A Missouri	89 97				
41	H South Dakota	65 96	79	A Illinois St.	65 78	208	H Oral Roberts	75 61				
42	H Bradley	49 84	85	N Southern Ill.	65 79	214	A North Dakota	71 77				
						224	N Eastern Ill.	52 60				
						283	H Indiana St.	83 72				
						291	A North Dakota St.	79 78				
						291	H North Dakota St.	86 79				
						292	H Denver	82 75				
						302	A Omaha	83 69				
						331	A Purdue Fort Wayne	83 74				
						331	H Purdue Fort Wayne	79 68				
						350	A Chicago St.	88 78				
LAST 10 Division I												
331	A Purdue Fort Wayne	83 74	208	H Oral Roberts	75 61							
291	H North Dakota St.	86 79	292	H Denver	82 75							
63	H South Dakota St.	48 89	331	H Purdue Fort Wayne	79 68							
214	A North Dakota	71 77	63	A South Dakota St.	45 75							
302	A Omaha	83 69	291	A North Dakota St.	79 78							

Non-Div I Games: Culver-Stockton 82 76 Ill.-Springfield 91 51 Mo. Baptist 90 69

Western Ill.

Average RPI Win:	158	WON-LOST	WINNING	LAST 10	STRENGTH OF	OPP. STRENGTH	TEAM	ADJ.	CONF.	ADJ CONF.
Average RPI Loss:	98	RECORD	PCT. RANK	GAMES	SCHEDULE	OF SCHEDULE	RPI	RPI	RPI	RPI
DIV. I ONLY	16- 6	51	8-2	83	81	30	30	13	13	
DIV. I NON-CONF.	8- 3	68	0	84	7	25	25	14	14	
TOTALS	RPI 1-25	RPI 26-50	W-L RECORDS	RPI 51-100	RPI 101-150	RPI 150+				
16- 6	1- 1	1- 2	OVERALL	4- 1	1- 0	9- 2				
8- 0	1- 0	1- 0	HOME	2- 0	1- 0	3- 0				
7- 6	0- 1	0- 2	AWAY	2- 1	0- 0	5- 2				
1- 0	0- 0	0- 0	NEUTRAL	0- 0	0- 0	1- 0				
8- 3	1- 1	1- 1	NON-CONFERENCE	2- 0	0- 0	4- 1				
4- 0	1- 0	1- 0	HOME	1- 0	0- 0	1- 0				
3- 3	0- 1	0- 1	AWAY	1- 0	0- 0	2- 1				
1- 0	0- 0	0- 0	NEUTRAL	0- 0	0- 0	1- 0				
8- 3	0- 0	0- 1	CONFERENCE	2- 1	1- 0	5- 1				
4- 0	0- 0	0- 0	HOME	1- 0	1- 0	2- 0				
4- 3	0- 0	0- 1	AWAY	1- 1	0- 0	3- 1				
0- 0	0- 0	0- 0	NEUTRAL	0- 0	0- 0	0- 0				

RPI 1-25				RPI 26-50				Team's RPI: 30				RPI 51-100				RPI 101+			
RPI	S	Opponent	Score	RPI	S	Opponent	Score	RPI	S	Opponent	Score	RPI	S	Opponent	Score	RPI	S	Opponent	Score
12	A	Louisville	56 75	32	A	Old Dominion	65 76	55	H	Belmont	77 46	115	H	UAB	69 65				
18	H	Central Mich.	93 58	39	A	Purdue	50 67	61	H	Middle Tenn.	71 63	155	A	Saint Mary's (CA)	73 80				
				45	H	Oklahoma	74 63	72	A	Ball St.	91 86	174	A	Samford	88 84				
								76	A	Charlotte	60 56	180	H	Fla. Atlantic	68 59				
								86	A	Rice	65 73	182	H	Little Rock	77 58				
												221	A	Southern Miss.	81 65				
												240	A	Louisiana Tech	84 75				
												245	A	Marshall	74 65				
												246	N	Tulsa	76 63				
												262	A	North Texas	54 61				
												286	H	FIU	71 51				
												317	A	Mercer	75 62				
LAST 10 Division I																			
221	A	Southern Miss.	81 65	76	A	Charlotte	60 56												
240	A	Louisiana Tech	84 75	32	A	Old Dominion	65 76												
286	H	FIU	71 51	61	H	Middle Tenn.	71 63												
180	H	Fla. Atlantic	68 59	115	H	UAB	69 65												
245	A	Marshall	74 65	86	A	Rice	65 73												

Non-Div I Games:

Western Ky.

■ Loss,
 ■ Non-Conf,
 ■ S Site,
 ■ Home
 ■ A Away
 N Neutral

Average RPI Win:	235	WON-LOST	WINNING	LAST 10	STRENGTH OF	OPP. STRENGTH	TEAM	ADJ.	CONF.	ADJ CONF.
Average RPI Loss:	129	RECORD	PCT. RANK	GAMES	SCHEDULE	OF SCHEDULE	RPI	RPI	RPI	RPI
DIV. I ONLY	10- 10	173	4-6	180	186	176	176	10	10	
DIV. I NON-CONF.	6- 4	123	0	275	333	184	184	10	10	
TOTALS	RPI 1-25	RPI 26-50	W-L RECORDS	RPI 51-100	RPI 101-150	RPI 150+				
10- 10	0- 1	0- 1	OVERALL	1- 2	2- 1	7- 5				
5- 3	0- 1	0- 0	HOME	1- 0	1- 0	3- 2				
3- 6	0- 0	0- 1	AWAY	0- 1	1- 1	2- 3				
2- 1	0- 0	0- 0	NEUTRAL	0- 1	0- 0	2- 0				
6- 4	0- 0	0- 1	NON-CONFERENCE	0- 1	1- 0	5- 2				
2- 1	0- 0	0- 0	HOME	0- 0	0- 0	2- 1				
2- 2	0- 0	0- 1	AWAY	0- 0	1- 0	1- 1				
2- 1	0- 0	0- 0	NEUTRAL	0- 1	0- 0	2- 0				
4- 6	0- 1	0- 0	CONFERENCE	1- 1	1- 1	2- 3				
3- 2	0- 1	0- 0	HOME	1- 0	1- 0	1- 1				
1- 4	0- 0	0- 0	AWAY	0- 1	0- 1	1- 2				
0- 0	0- 0	0- 0	NEUTRAL	0- 0	0- 0	0- 0				

RPI 1-25				RPI 26-50				RPI 51-100				RPI 101+				Team's RPI: 176	
RPI	S	Opponent	Score	RPI	S	Opponent	Score	RPI	S	Opponent	Score	RPI	S	Opponent	Score		
18	H	Central Mich.	70 80	34	A	Michigan	55 76	51	H	Ohio	73 72	112	A	Kent St.	63 75		
								72	A	Ball St.	65 68	137	A	Loyola Chicago	70 60		
								78	N	Stony Brook	47 50	147	H	Toledo	84 72		
												164	H	Eastern Mich.	79 83		
												167	A	Miami (OH)	67 70		
												180	H	Fla. Atlantic	79 80		
												189	A	Akron	56 51		
												189	H	Akron	79 71		
												217	A	UTEP	46 76		
												250	A	Bowling Green	63 72		
												292	N	Denver	79 70		
												321	N	New Mexico St.	79 76		
												330	H	Detroit Mercy	82 67		
												341	A	UIC	80 52		
												350	H	Chicago St.	90 69		
LAST 10 Division I																	
164	H	Eastern Mich.	79 83	18	H	Central Mich.	70 80	51	H	Ohio	73 72						
167	A	Miami (OH)	67 70					112	A	Kent St.	63 75						
72	A	Ball St.	65 68					189	A	Akron	56 51						
189	H	Akron	79 71					147	H	Toledo	84 72						
250	A	Bowling Green	63 72														

Non-Div I Games: Kentucky St. 80 41

Western Mich.

■ Loss,
 ■ Non-Conf,
 ■ S Site,
 ■ H Home
 ■ A Away
 N Neutral

Average RPI Win:	209	WON-LOST	WINNING	LAST 10	STRENGTH OF	OPP. STRENGTH	TEAM	ADJ.	CONF.	ADJ CONF.
Average RPI Loss:	93	RECORD	PCT. RANK	GAMES	SCHEDULE	OF SCHEDULE	RPI	RPI	RPI	RPI
DIV. I ONLY	13- 10	131	5-5	202	74	148	148	9	9	
DIV. I NON-CONF.	8- 5	117	0	214	98	136	136	9	9	
TOTALS	RPI 1-25	RPI 26-50	W-L RECORDS	RPI 51-100	RPI 101-150	RPI 150+				
13- 10	0- 2	1- 3	OVERALL	3- 1	0- 1	9- 3				
9- 3	0- 0	1- 1	HOME	1- 1	0- 1	7- 0				
3- 6	0- 2	0- 1	AWAY	1- 0	0- 0	2- 3				
1- 1	0- 0	0- 1	NEUTRAL	1- 0	0- 0	0- 0				
8- 5	0- 1	1- 3	NON-CONFERENCE	1- 0	0- 0	6- 1				
6- 1	0- 0	1- 1	HOME	0- 0	0- 0	5- 0				
1- 3	0- 1	0- 1	AWAY	0- 0	0- 0	1- 1				
1- 1	0- 0	0- 1	NEUTRAL	1- 0	0- 0	0- 0				
5- 5	0- 1	0- 0	CONFERENCE	2- 1	0- 1	3- 2				
3- 2	0- 0	0- 0	HOME	1- 1	0- 1	2- 0				
2- 3	0- 1	0- 0	AWAY	1- 0	0- 0	1- 2				
0- 0	0- 0	0- 0	NEUTRAL	0- 0	0- 0	0- 0				

RPI 1-25				RPI 26-50				RPI 51-100				RPI 101+ Team's RPI: 148			
RPI	S	Opponent	Score	RPI	S	Opponent	Score	RPI	S	Opponent	Score	RPI	S	Opponent	Score
4	A	Missouri St.	55 68	33	N	Virginia Tech	63 84	67	H	South Fla.	50 56	144	H	Tulane	56 61
6	A	UConn	55 83	35	A	Creighton	46 56	73	A	Temple	85 75	158	A	Houston	56 64
				45	H	Oklahoma	88 83	73	H	Temple	72 70	164	H	Eastern Mich.	63 52
				46	H	UNI	50 61	91	N	Montana St.	66 64	208	A	Oral Roberts	66 79
												231	A	SMU	44 64
												236	H	Southern U.	69 63
												240	A	Louisiana Tech	88 80
												246	H	Tulsa	57 46
												274	A	East Carolina	61 53
												274	H	East Carolina	57 55
												323	H	Houston Baptist	59 42
												334	H	Ark.-Pine Bluff	100 50
												346	H	Grambling	77 65
LAST 10 Division I															
				73	A	Temple	85 75	73	H	Temple	72 70				
				274	H	East Carolina	57 55	246	H	Tulsa	57 46				
				231	A	SMU	44 64	274	A	East Carolina	61 53				
				158	A	Houston	56 64	144	H	Tulane	56 61				
				67	H	South Fla.	50 56	6	A	UConn	55 83				

Non-Div I Games:

Wichita St.

■ Loss,
 ■ Non-Conf,
 ■ S Site,
 ■ H Home
 ■ A Away
 N Neutral

William & Mary

Through Games Of Feb. 11, 2020

Average RPI Win:	239	WON-LOST	WINNING	LAST 10	STRENGTH OF	OPP. STRENGTH	TEAM	ADJ.	CONF.	ADJ CONF.
Average RPI Loss:	112	RECORD	PCT. RANK	GAMES	SCHEDULE	OF SCHEDULE	RPI	RPI	RPI	RPI
DIV. I ONLY	16- 6	51	7-3	304	149	127	127	14	14	
DIV. I NON-CONF.	9- 2	37	0	318	192	119	119	13	13	
TOTALS	RPI 1-25	RPI 26-50	W-L RECORDS	RPI 51-100	RPI 101-150	RPI 150+				
16- 6	0- 0	0- 2	OVERALL	0- 1	3- 2	13- 1				
6- 3	0- 0	0- 1	HOME	0- 1	0- 0	6- 1				
10- 3	0- 0	0- 1	AWAY	0- 0	3- 2	7- 0				
0- 0	0- 0	0- 0	NEUTRAL	0- 0	0- 0	0- 0				
9- 2	0- 0	0- 1	NON-CONFERENCE	0- 0	2- 1	7- 0				
4- 1	0- 0	0- 1	HOME	0- 0	0- 0	4- 0				
5- 1	0- 0	0- 0	AWAY	0- 0	2- 1	3- 0				
0- 0	0- 0	0- 0	NEUTRAL	0- 0	0- 0	0- 0				
7- 4	0- 0	0- 1	CONFERENCE	0- 1	1- 1	6- 1				
2- 2	0- 0	0- 0	HOME	0- 1	0- 0	2- 1				
5- 2	0- 0	0- 1	AWAY	0- 0	1- 1	4- 0				
0- 0	0- 0	0- 0	NEUTRAL	0- 0	0- 0	0- 0				

RPI S	Opponent	Score	RPI S	Opponent	Score	RPI S	Opponent	Score	RPI S	Opponent	Score	Team's RPI: 127
32	H Old Dominion	58 69	54	H Drexel	54 61	117	A VCU	69 55				
43	A James Madison	70 84				131	A Richmond	73 76				
						134	A Elon	84 77				
						136	A George Washington	63 51				
						146	A Northeastern	55 61				
						173	H Norfolk St.	65 56				
						183	A Towson	83 75				
						187	H Delaware	68 58				
						259	A Col. of Charleston	80 74				
						259	H Col. of Charleston	85 60				
						261	A Delaware St.	73 52				
						263	A UNCW	63 55				
						263	H UNCW	55 72				
						274	A East Carolina	78 68				
						293	H UMBC	76 48				
						300	A Army West Point	77 65				
						316	A Hofstra	66 53				
						319	H UMES	78 50				
						349	H Hartford	61 44				
LAST 10 Division I												
263	A UNCW	63 55	146	A Northeastern	55 61							
259	A Col. of Charleston	80 74	316	A Hofstra	66 53							
134	A Elon	84 77	259	H Col. of Charleston	85 60							
54	H Drexel	54 61	263	H UNCW	55 72							
187	H Delaware	68 58	183	A Towson	83 75							

Non-Div I Games:

William & Mary

Loss, Non-Conf, S Site, H Home A Away N Neutral

Average RPI Win:	286	WON-LOST	WINNING	LAST 10	STRENGTH OF	OPP. STRENGTH	TEAM	ADJ.	CONF.	ADJ CONF.
Average RPI Loss:	187	RECORD	PCT. RANK	GAMES	SCHEDULE	OF SCHEDULE	RPI	RPI	RPI	RPI
DIV. I ONLY	10- 12	208	5-5	308	317	256	256	25	25	
DIV. I NON-CONF.	3- 6	235	0	298	302	285	285	28	28	
TOTALS	RPI 1-25	RPI 26-50	W-L RECORDS	RPI 51-100	RPI 101-150	RPI 150+				
10- 12	0- 0	0- 2	OVERALL	0- 0	0- 1	10- 9				
5- 4	0- 0	0- 0	HOME	0- 0	0- 0	5- 4				
5- 7	0- 0	0- 2	AWAY	0- 0	0- 1	5- 4				
0- 1	0- 0	0- 0	NEUTRAL	0- 0	0- 0	0- 1				
3- 6	0- 0	0- 2	NON-CONFERENCE	0- 0	0- 0	3- 4				
0- 3	0- 0	0- 0	HOME	0- 0	0- 0	0- 3				
3- 2	0- 0	0- 2	AWAY	0- 0	0- 0	3- 0				
0- 1	0- 0	0- 0	NEUTRAL	0- 0	0- 0	0- 1				
7- 6	0- 0	0- 0	CONFERENCE	0- 0	0- 1	7- 5				
5- 1	0- 0	0- 0	HOME	0- 0	0- 0	5- 1				
2- 5	0- 0	0- 0	AWAY	0- 0	0- 1	2- 4				
0- 0	0- 0	0- 0	NEUTRAL	0- 0	0- 0	0- 0				

RPI 1-25			RPI 26-50			RPI 51-100			RPI 101+			Team's RPI: 256			
RPI	S	Opponent	Score	RPI	S	Opponent	Score	RPI	S	Opponent	Score	RPI	S	Opponent	Score
				27	A	Kentucky	36 91					103	A	Campbell	47 63
				32	A	Old Dominion	44 68					161	A	Hampton	48 62
												161	H	Hampton	72 66
												195	A	High Point	61 94
												195	H	High Point	69 63
												212	A	Gardner-Webb	59 71
												218	A	Radford	53 54
												234	H	UNC Asheville	43 50
												244	H	Iona	61 68
												259	H	Col. of Charleston	73 84
												260	H	Longwood	74 63
												263	A	UNCW	75 63
												265	N	Wofford	59 60
												299	H	Ga. Southern	47 91
												305	H	Presbyterian	61 54
												320	A	N.C. Central	56 46
												333	A	USC Upstate	52 38
												336	A	Western Caro.	63 60
												343	A	Charleston So.	58 53
												343	H	Charleston So.	56 46
LAST 10 Division I															
				161	A	Hampton	48 62					260	H	Longwood	74 63
				343	H	Charleston So.	56 46					218	A	Radford	53 54
				195	A	High Point	61 94					103	A	Campbell	47 63
				234	H	UNC Asheville	43 50					305	H	Presbyterian	61 54
				343	A	Charleston So.	58 53					333	A	USC Upstate	52 38

Non-Div I Games:

Winthrop

■ Loss,
 ■ Non-Conf,
 ■ S Site,
 ■ H Home
 ■ A Away
 N Neutral

Average RPI Win:	204	WON-LOST	WINNING	LAST 10	STRENGTH OF	OPP. STRENGTH	TEAM	ADJ.	CONF.	ADJ CONF.
Average RPI Loss:	51	RECORD	PCT. RANK	GAMES	SCHEDULE	OF SCHEDULE	RPI	RPI	RPI	RPI
DIV. I ONLY	11- 13	203	2-8	69	62	130	130	2	2	
DIV. I NON-CONF.	8- 3	68	0	166	246	90	90	2	2	
TOTALS	RPI 1-25	RPI 26-50	W-L RECORDS	RPI 51-100	RPI 101-150	RPI 150+				
11- 13	0- 2	0- 5	OVERALL	2- 6	1- 0	8- 0				
7- 5	0- 1	0- 2	HOME	0- 2	1- 0	6- 0				
3- 7	0- 1	0- 2	AWAY	1- 4	0- 0	2- 0				
1- 1	0- 0	0- 1	NEUTRAL	1- 0	0- 0	0- 0				
8- 3	0- 0	0- 1	NON-CONFERENCE	1- 2	1- 0	6- 0				
6- 0	0- 0	0- 0	HOME	0- 0	1- 0	5- 0				
1- 2	0- 0	0- 0	AWAY	0- 2	0- 0	1- 0				
1- 1	0- 0	0- 1	NEUTRAL	1- 0	0- 0	0- 0				
3- 10	0- 2	0- 4	CONFERENCE	1- 4	0- 0	2- 0				
1- 5	0- 1	0- 2	HOME	0- 2	0- 0	1- 0				
2- 5	0- 1	0- 2	AWAY	1- 2	0- 0	1- 0				
0- 0	0- 0	0- 0	NEUTRAL	0- 0	0- 0	0- 0				

RPI 1-25				RPI 26-50				RPI 51-100				RPI 101+ Team's RPI: 130			
RPI	S	Opponent	Score	RPI	S	Opponent	Score	RPI	S	Opponent	Score	RPI	S	Opponent	Score
7	H	Iowa	78 85	26	A	Ohio St.	74 82	57	A	Minnesota	72 62	113	H	North Florida	75 62
15	A	Indiana	65 75	34	H	Michigan	56 68	57	H	Minnesota	64 73	172	A	Illinois	73 64
				38	N	Arkansas	64 68	66	A	Colorado	57 74	205	H	Penn St.	71 65
				39	A	Purdue	61 72	72	N	Ball St.	67 56	224	H	Eastern Ill.	63 55
				47	H	Rutgers	61 64	75	A	Nebraska	50 65	237	H	Milwaukee	71 40
								75	H	Nebraska	71 72	265	H	Wofford	78 65
								88	A	Georgia Tech	41 60	287	H	Prairie View	68 42
								96	A	Michigan St.	52 69	291	A	North Dakota St.	64 63
												322	H	Alabama St.	85 67
LAST 10 Division I															
26	A	Ohio St.	74 82	57	A	Minnesota	72 62								
57	H	Minnesota	64 73	7	H	Iowa	78 85								
172	A	Illinois	73 64	34	H	Michigan	56 68								
15	A	Indiana	65 75	96	A	Michigan St.	52 69								
75	H	Nebraska	71 72	75	A	Nebraska	50 65								

Non-Div I Games:

Wisconsin

■ Loss,
 ■ Non-Conf,
 ■ S Site,
 ■ H Home
 ■ A Away
 N Neutral

Average RPI Win: 249	WON-LOST	WINNING	LAST 10	STRENGTH OF	OPP. STRENGTH	TEAM	ADJ.	CONF.	ADJ CONF.
Average RPI Loss: 196	RECORD	PCT. RANK	GAMES	SCHEDULE	OF SCHEDULE	RPI	RPI	RPI	RPI
DIV. I ONLY	10- 11	194	6-4	310	270	265	265	26	26
DIV. I NON-CONF.	4- 8	235	0-1	233	303	290	290	21	21
TOTALS	RPI 1-25	RPI 26-50	W-L RECORDS	RPI 51-100	RPI 101-150	RPI 150+			
10- 11	0- 0	0- 0	OVERALL	0- 1	0- 3	10- 7			
7- 4	0- 0	0- 0	HOME	0- 1	0- 0	7- 3			
2- 7	0- 0	0- 0	AWAY	0- 0	0- 3	2- 4			
1- 0	0- 0	0- 0	NEUTRAL	0- 0	0- 0	1- 0			
4- 8	0- 0	0- 0	NON-CONFERENCE	0- 1	0- 3	4- 4			
3- 3	0- 0	0- 0	HOME	0- 1	0- 0	3- 2			
0- 5	0- 0	0- 0	AWAY	0- 0	0- 3	0- 2			
1- 0	0- 0	0- 0	NEUTRAL	0- 0	0- 0	1- 0			
6- 3	0- 0	0- 0	CONFERENCE	0- 0	0- 0	6- 3			
4- 1	0- 0	0- 0	HOME	0- 0	0- 0	4- 1			
2- 2	0- 0	0- 0	AWAY	0- 0	0- 0	2- 2			
0- 0	0- 0	0- 0	NEUTRAL	0- 0	0- 0	0- 0			

RPI 1-25			RPI 26-50			RPI 51-100			RPI 101+			Team's RPI: 265
RPI	S	Opponent	Score	RPI	S	Opponent	Score	RPI	S	Opponent	Score	
						99 H Coastal Caro.	73 78	119 A Kansas			64 83	
								125 A Auburn			82 84	
								130 A Wisconsin			65 78	
								151 H UNC Greensboro			66 61	
								174 A Samford			69 63	
								174 H Samford			58 74	
								191 H Furman			66 62	
								202 A Northern Ky.			72 80	
								212 A Gardner-Webb			53 67	
								232 A Chattanooga			76 80	
								234 H UNC Asheville			75 38	
								249 H Appalachian St.			51 54	
								256 N Winthrop			60 59	
								260 H Longwood			79 76	
								268 A ETSU			76 47	
								299 H Ga. Southern			57 70	
								305 H Presbyterian			67 60	
								317 A Mercer			53 54	
								317 H Mercer			77 49	
								336 H Western Caro.			76 63	
LAST 10 Division I												
174 A		Samford	69 63	268 A		ETSU	76 47					
317 A		Mercer	53 54	232 A		Chattanooga	76 80					
191 H		Furman	66 62	317 H		Mercer	77 49					
151 H		UNC Greensboro	66 61	174 H		Samford	58 74					
336 H		Western Caro.	76 63	119 A		Kansas	64 83					

Non-Div I Games: Brevard 82 34 Erskine 100 38 UNKNOWN 89 38

Wofford

Average RPI Win:	241	WON-LOST	WINNING	LAST 10	STRENGTH OF	OPP. STRENGTH	TEAM	ADJ.	CONF.	ADJ CONF.
Average RPI Loss:	140	RECORD	PCT. RANK	GAMES	SCHEDULE	OF SCHEDULE	RPI	RPI	RPI	RPI

DIV. I ONLY	13- 10	131	7-3	232	188	156	156	22	22
DIV. I NON-CONF.	4- 6	212	0	235	60	206	206	20	20
<hr/>									
TOTALS	RPI 1-25	RPI 26-50		W-L RECORDS		RPI 51-100		RPI 101-150	RPI 150+
13- 10	0- 0	0- 1		OVERALL		0- 2		1- 4	12- 3
5- 3	0- 0	0- 0		HOME		0- 0		0- 2	5- 1
7- 5	0- 0	0- 1		AWAY		0- 2		1- 1	6- 1
1- 2	0- 0	0- 0		NEUTRAL		0- 0		0- 1	1- 1
4- 6	0- 0	0- 1		NON-CONFERENCE		0- 1		0- 3	4- 1
1- 1	0- 0	0- 0		HOME		0- 0		0- 1	1- 0
2- 3	0- 0	0- 1		AWAY		0- 1		0- 1	2- 0
1- 2	0- 0	0- 0		NEUTRAL		0- 0		0- 1	1- 1
9- 4	0- 0	0- 0		CONFERENCE		0- 1		1- 1	8- 2
4- 2	0- 0	0- 0		HOME		0- 0		0- 1	4- 1
5- 2	0- 0	0- 0		AWAY		0- 1		1- 0	4- 1
0- 0	0- 0	0- 0		NEUTRAL		0- 0		0- 0	0- 0

RPI 1-25				RPI 26-50				RPI 51-100				RPI 101+				Team's RPI:	156
RPI	S	Opponent	Score	RPI	S	Opponent	Score	RPI	S	Opponent	Score	RPI	S	Opponent	Score		
49	A	Iowa St.	71 79	52	A	UCF	53 69	110	H	Abilene Christian	64 83						
				53	A	IUPUI	60 80	119	N	Kansas	63 74						
								121	A	UT Arlington	62 68						
								139	A	Green Bay	70 58						
								139	H	Green Bay	59 68						
								190	A	Cleveland St.	75 73						
								190	H	Cleveland St.	78 62						
								202	A	Northern Ky.	63 55						
								220	H	CSU Bakersfield	65 60						
								231	A	SMU	69 61						
								237	A	Milwaukee	58 60						
								237	H	Milwaukee	67 77						
								247	A	Youngstown St.	67 54						
								247	H	Youngstown St.	91 41						
								252	N	Loyola Maryland	66 51						
								264	A	Xavier	86 74						
								282	H	Oakland	85 66						
								284	N	St. Bonaventure	56 57						
								330	H	Detroit Mercy	67 61						
								341	A	UIC	58 43						
EAST 10 Division I																	
190	A	Cleveland St.	75 73	330	H	Detroit Mercy	67 61										
247	A	Youngstown St.	67 54	202	A	Northern Ky.	63 55										
237	H	Milwaukee	67 77	53	A	IUPUI	60 80										
139	H	Green Bay	59 68	341	A	UIC	58 43										
282	H	Oakland	85 66	247	H	Youngstown St.	91 41										

Non-Div I Games:	Marian (IN)	64	60
------------------	-------------	----	----

Wright St.

■ Loss, ■ Non-Conf, S Site, H Home A Away N Neutral

Wyoming

Through Games Of Feb. 11, 2020

Average RPI Win:	238	WON-LOST	WINNING	LAST 10	STRENGTH OF	OPP. STRENGTH	TEAM	ADJ.	CONF.	ADJ CONF.
Average RPI Loss:	157	RECORD	PCT. RANK	GAMES	SCHEDULE	OF SCHEDULE	RPI	RPI	RPI	RPI
DIV. I ONLY	10- 11	194	4-6	195	224	204	204	17	17	
DIV. I NON-CONF.	3- 5	224	0	216	236	258	258	23	23	
TOTALS	RPI 1-25	RPI 26-50	W-L RECORDS	RPI 51-100	RPI 101-150	RPI 150+				
10- 11	0- 1	0- 0	OVERALL	0- 3	1- 1	9- 6				
6- 5	0- 1	0- 0	HOME	0- 1	1- 0	5- 3				
4- 6	0- 0	0- 0	AWAY	0- 2	0- 1	4- 3				
0- 0	0- 0	0- 0	NEUTRAL	0- 0	0- 0	0- 0				
3- 5	0- 1	0- 0	NON-CONFERENCE	0- 2	0- 0	3- 2				
2- 3	0- 1	0- 0	HOME	0- 1	0- 0	2- 1				
1- 2	0- 0	0- 0	AWAY	0- 1	0- 0	1- 1				
0- 0	0- 0	0- 0	NEUTRAL	0- 0	0- 0	0- 0				
7- 6	0- 0	0- 0	CONFERENCE	0- 1	1- 1	6- 4				
4- 2	0- 0	0- 0	HOME	0- 0	1- 0	3- 2				
3- 4	0- 0	0- 0	AWAY	0- 1	0- 1	3- 2				
0- 0	0- 0	0- 0	NEUTRAL	0- 0	0- 0	0- 0				

RPI 1-25				RPI 26-50				RPI 51-100				RPI 101+ Team's RPI: 204			
RPI	S	Opponent	Score	RPI	S	Opponent	Score	RPI	S	Opponent	Score	RPI	S	Opponent	Score
11	H	Gonzaga	54 65					59	A	Fresno St.	59 89	126	A	Boise St.	48 67
								63	A	South Dakota St.	40 67	126	H	Boise St.	73 68
								66	H	Colorado	56 66	153	H	San Jose St.	80 45
												155	H	Saint Mary's (CA)	69 67
												177	A	UNLV	53 65
												196	A	New Mexico	73 66
												196	H	New Mexico	71 74
												213	H	Northern Colo.	44 46
												257	H	Nevada	83 59
												258	A	San Diego St.	60 67
												258	H	San Diego St.	81 67
												267	H	Colorado St.	49 56
												277	A	Utah St.	65 54
												291	A	North Dakota St.	66 57
												292	A	Denver	57 71
												311	A	Air Force	65 63
												351	H	Mississippi Val.	95 22
LAST 10 Division I															
196	H	New Mexico	71 74	59	A	Fresno St.	59 89								
126	A	Boise St.	48 67	257	H	Nevada	83 59								
153	H	San Jose St.	80 45	177	A	UNLV	53 65								
277	A	Utah St.	65 54	258	A	San Diego St.	60 67								
258	H	San Diego St.	81 67	267	H	Colorado St.	49 56								

Non-Div I Games: Colo. Christian 70 31

Wyoming

■ Loss,
 ■ Non-Conf, S Site,
 ■ Home
 ■ Away
 N Neutral

Average RPI Win: 167	WON-LOST	WINNING	LAST 10	STRENGTH OF	OPP. STRENGTH	TEAM	ADJ.	CONF.	ADJ CONF.
Average RPI Loss: 100	RECORD	PCT. RANK	GAMES	SCHEDULE	OF SCHEDULE	RPI	RPI	RPI	RPI
DIV. I ONLY	2- 21	344	1-9	40	82	264	264	6	6
DIV. I NON-CONF.	1- 10	329	0	24	134	253	253	6	6
TOTALS	RPI 1-25	RPI 26-50	W-L RECORDS	RPI 51-100	RPI 101-150	RPI 150+			
2- 21	0- 2	0- 2	OVERALL	1- 10	0- 4	1- 3			
1- 11	0- 1	0- 1	HOME	1- 6	0- 0	0- 3			
1- 8	0- 0	0- 1	AWAY	0- 4	0- 3	1- 0			
0- 2	0- 1	0- 0	NEUTRAL	0- 0	0- 1	0- 0			
1- 10	0- 1	0- 0	NON-CONFERENCE	1- 4	0- 3	0- 2			
1- 4	0- 0	0- 0	HOME	1- 2	0- 0	0- 2			
0- 4	0- 0	0- 0	AWAY	0- 2	0- 2	0- 0			
0- 2	0- 1	0- 0	NEUTRAL	0- 0	0- 1	0- 0			
1- 11	0- 1	0- 2	CONFERENCE	0- 6	0- 1	1- 1			
0- 7	0- 1	0- 1	HOME	0- 4	0- 0	0- 1			
1- 4	0- 0	0- 1	AWAY	0- 2	0- 1	1- 0			
0- 0	0- 0	0- 0	NEUTRAL	0- 0	0- 0	0- 0			

RPI 1-25				RPI 26-50				RPI 51-100				RPI 101+ Team's RPI: 264			
RPI	S	Opponent	Score	RPI	S	Opponent	Score	RPI	S	Opponent	Score	RPI	S	Opponent	Score
16	N	Northwestern	59 79	35	A	Creighton	55 62	61	H	St. John's (NY)	67 75	107	A	Rider	57 64
19	H	DePaul	68 91	36	H	Marquette	60 80	66	H	Colorado	53 62	133	N	Florida	64 67
								68	H	Seton Hall	61 83	141	A	Providence	48 60
								72	A	Ball St.	49 70	142	A	Robert Morris	57 71
								73	A	Temple	65 78	156	H	Wright St.	74 86
								80	H	Cincinnati	78 85	242	A	Georgetown	85 64
								92	H	Utah	70 63	242	H	Georgetown	50 63
								94	A	Butler	61 63	270	H	Eastern Ky.	55 56
								94	H	Butler	70 78				
								95	A	Villanova	54 66				
								95	H	Villanova	54 55				
LAST 10 Division I															
242	H	Georgetown	50 63	36	H	Marquette	60 80								
95	H	Villanova	54 55	19	H	DePaul	68 91								
94	A	Butler	61 63	95	A	Villanova	54 66								
141	A	Providence	48 60	242	A	Georgetown	85 64								
35	A	Creighton	55 62	94	H	Butler	70 78								

Non-Div I Games:

Xavier

Average RPI Win:	194	WON-LOST	WINNING	LAST 10	STRENGTH OF	OPP. STRENGTH	TEAM	ADJ.	CONF.	ADJ CONF.
Average RPI Loss:	62	RECORD	PCT. RANK	GAMES	SCHEDULE	OF SCHEDULE	RPI	RPI	RPI	RPI
DIV. I ONLY	15- 4	34	9-1	120	136	40	40	8	8	
DIV. I NON-CONF.	10- 3	57	4-0	122	170	51	51	8	8	
TOTALS	RPI 1-25	RPI 26-50	W-L RECORDS	RPI 51-100	RPI 101-150	RPI 150+				
15- 4	0- 1	0- 0	OVERALL	2- 3	3- 0	10- 0				
6- 1	0- 0	0- 0	HOME	0- 1	1- 0	5- 0				
8- 3	0- 1	0- 0	AWAY	1- 2	2- 0	5- 0				
1- 0	0- 0	0- 0	NEUTRAL	1- 0	0- 0	0- 0				
10- 3	0- 1	0- 0	NON-CONFERENCE	2- 2	2- 0	6- 0				
5- 1	0- 0	0- 0	HOME	0- 1	1- 0	4- 0				
4- 2	0- 1	0- 0	AWAY	1- 1	1- 0	2- 0				
1- 0	0- 0	0- 0	NEUTRAL	1- 0	0- 0	0- 0				
5- 1	0- 0	0- 0	CONFERENCE	0- 1	1- 0	4- 0				
1- 0	0- 0	0- 0	HOME	0- 0	0- 0	1- 0				
4- 1	0- 0	0- 0	AWAY	0- 1	1- 0	3- 0				
0- 0	0- 0	0- 0	NEUTRAL	0- 0	0- 0	0- 0				

RPI 1-25				RPI 26-50				Team's RPI: 40				RPI 51-100				RPI 101+			
RPI	S	Opponent	Score	RPI	S	Opponent	Score	RPI	S	Opponent	Score	RPI	S	Opponent	Score	RPI	S	Opponent	Score
5	A	UCLA	65 100									59	N	Fresno St.	87 67	132	A	Cornell	74 67
												61	H	St. John's (NY)	66 80	141	H	Providence	82 79
												81	A	North Carolina	66 63	146	A	Northeastern	78 63
												83	A	Colgate	67 70	160	A	Columbia	85 60
												100	A	Harvard	57 66	179	H	Quinnipiac	63 59
																198	A	Dartmouth	67 47
																211	A	Brown	73 40
																211	H	Brown	79 72
																219	A	UMass Lowell	67 59
																280	H	Wagner	87 68
																281	A	LMU (CA)	81 65
																301	H	Sacred Heart	87 40
																317	H	Mercer	68 60
LAST 10 Division I																			
198	A	Dartmouth	67 47	211	H	Brown	79 72												
100	A	Harvard	57 66	317	H	Mercer	68 60												
132	A	Cornell	74 67	280	H	Wagner	87 68												
160	A	Columbia	85 60	81	A	North Carolina	66 63												
211	A	Brown	73 40	301	H	Sacred Heart	87 40												

Non-Div I Games:

Yale

Average RPI Win:	257	WON-LOST	WINNING	LAST 10	STRENGTH OF	OPP. STRENGTH	TEAM	ADJ.	CONF.	ADJ CONF.
Average RPI Loss:	164	RECORD	PCT. RANK	GAMES	SCHEDULE	OF SCHEDULE	RPI	RPI	RPI	RPI
DIV. I ONLY	9- 13	233	2-8	236	279	247	247	22	22	
DIV. I NON-CONF.	5- 4	140	0	217	229	156	156	20	20	
TOTALS	RPI 1-25	RPI 26-50	W-L RECORDS	RPI 51-100	RPI 101-150	RPI 150+				
9- 13	0- 1	0- 0	OVERALL	1- 1	0- 3	8- 8				
5- 5	0- 0	0- 0	HOME	1- 0	0- 2	4- 3				
4- 8	0- 1	0- 0	AWAY	0- 1	0- 1	4- 5				
0- 0	0- 0	0- 0	NEUTRAL	0- 0	0- 0	0- 0				
5- 4	0- 1	0- 0	NON-CONFERENCE	0- 0	0- 2	5- 1				
3- 1	0- 0	0- 0	HOME	0- 0	0- 1	3- 0				
2- 3	0- 1	0- 0	AWAY	0- 0	0- 1	2- 1				
0- 0	0- 0	0- 0	NEUTRAL	0- 0	0- 0	0- 0				
4- 9	0- 0	0- 0	CONFERENCE	1- 1	0- 1	3- 7				
2- 4	0- 0	0- 0	HOME	1- 0	0- 1	1- 3				
2- 5	0- 0	0- 0	AWAY	0- 1	0- 0	2- 4				
0- 0	0- 0	0- 0	NEUTRAL	0- 0	0- 0	0- 0				

RPI	S	Opponent	Score	RPI	S	Opponent	Score	RPI	S	Opponent	Score	RPI	S	Opponent	Score	Team's RPI: 247
15	A	Indiana	56 93					53	A	IUPUI	69 77	112	H	Kent St.	73 82	
								53	H	IUPUI	75 73	139	H	Green Bay	63 70	
												142	A	Robert Morris	43 58	
												156	A	Wright St.	41 91	
												156	H	Wright St.	54 67	
												164	H	Eastern Mich.	79 77	
												189	A	Akron	62 91	
												190	A	Cleveland St.	52 60	
												202	A	Northern Ky.	56 75	
												202	H	Northern Ky.	55 59	
												237	H	Milwaukee	62 74	
												251	A	Saint Francis (PA)	56 46	
												270	A	Eastern Ky.	72 63	
												280	H	Wagner	64 42	
												282	A	Oakland	79 74	
												330	A	Detroit Mercy	62 47	
												339	H	Canisius	87 59	
												341	A	UIC	53 59	
												341	H	UIC	77 65	
LAST 10 Division I																
202	H	Northern Ky.	55 59	139	H	Green Bay	63 70									
156	H	Wright St.	54 67	330	A	Detroit Mercy	62 47									
53	A	IUPUI	69 77	282	A	Oakland	79 74									
341	A	UIC	53 59	190	A	Cleveland St.	52 60									
237	H	Milwaukee	62 74	156	A	Wright St.	41 91									

Non-Div I Games: Lake Erie 83 48 Muskingum 92 46

Youngstown St.

Loss, Non-Conf, S Site, H Home A Away N Neutral