

Average RPI Win:	281	WON-LOST	WINNING	LAST 10	STRENGTH OF	OPP. STRENGTH	TEAM	ADJ.	CONF.	ADJ CONF.
Average RPI Loss:	176	RECORD	PCT. RANK	GAMES	SCHEDULE	OF SCHEDULE	RPI	RPI	RPI	RPI
DIV. I ONLY	8- 9	188	1- 0	314	297	267	267	25	25	
DIV. I NON-CONF.	2- 5	264	0- 0	252	249	284	284	23	23	
TOTALS	RPI 1-25	RPI 26-50	W-L RECORDS	RPI 51-100	RPI 101-150	RPI 150+				
8- 9	0- 0	0- 0	OVERALL	0- 1	0- 1	8- 7				
4- 4	0- 0	0- 0	HOME	0- 0	0- 0	4- 4				
3- 4	0- 0	0- 0	AWAY	0- 1	0- 1	3- 2				
1- 1	0- 0	0- 0	NEUTRAL	0- 0	0- 0	1- 1				
2- 5	0- 0	0- 0	NON-CONFERENCE	0- 0	0- 1	2- 4				
0- 3	0- 0	0- 0	HOME	0- 0	0- 0	0- 3				
1- 1	0- 0	0- 0	AWAY	0- 0	0- 1	1- 0				
1- 1	0- 0	0- 0	NEUTRAL	0- 0	0- 0	1- 1				
6- 4	0- 0	0- 0	CONFERENCE	0- 1	0- 0	6- 3				
4- 1	0- 0	0- 0	HOME	0- 0	0- 0	4- 1				
2- 3	0- 0	0- 0	AWAY	0- 1	0- 0	2- 2				
0- 0	0- 0	0- 0	NEUTRAL	0- 0	0- 0	0- 0				

RPI 1-25			RPI 26-50			RPI 51-100			RPI 101+			Team's RPI: 267
RPI	S	Opponent	Score	RPI	S	Opponent	Score	RPI	S	Opponent	Score	
						59 A Lamar University	58 76	137 A Texas Tech			61 78	
								166 H New Mexico St.			65 67	
								167 H Abilene Christian			68 72	
								179 A Nicholls St.			55 85	
								180 H Texas St.			53 60	
								188 H Sam Houston St.			76 61	
								199 N Prairie View			59 67	
								219 A UTRGV			59 49	
								219 H UTRGV			57 70	
								252 N Louisiana			64 63	
								275 A Southeastern La.			45 56	
								289 A Central Ark.			73 65	
								318 H New Orleans			57 51	
								319 H Incarnate Word			57 49	
								332 A Houston Baptist			70 56	
								333 H Northwestern St.			79 55	
LAST 12 Division I GAMES:												
319	H	Incarnate Word	57 49	188	H	Sam Houston St.	76 61					
275	A	Southeastern La.	45 56	333	H	Northwestern St.	79 55					
332	A	Houston Baptist	70 56	59	A	Lamar University	58 76					
167	H	Abilene Christian	68 72	289	A	Central Ark.	73 65					
179	A	Nicholls St.	55 85	166	H	New Mexico St.	65 67					
318	H	New Orleans	57 51	219	H	UTRGV	57 70					

Non-Div I Games: Schreiner 64 34 UNKNOWN 78 40 Tex. A&M Int'l 84 36 Texas Lutheran 73 49 A&M-Corpus Christi

Loss, Non-Conf, S Site, H Home A Away N Neutral

Average RPI Win:	270	WON-LOST	WINNING	LAST 10	STRENGTH OF	OPP. STRENGTH	TEAM	ADJ.	CONF.	ADJ CONF.
Average RPI Loss:	126	RECORD	PCT. RANK	GAMES	SCHEDULE	OF SCHEDULE	RPI	RPI	RPI	RPI
DIV. I ONLY	10- 8	141	0- 1	222	276	167	167	25	25	
DIV. I NON-CONF.	3- 4	199	0- 0	109	145	116	116	23	23	
TOTALS	RPI 1-25	RPI 26-50	W-L RECORDS	RPI 51-100	RPI 101-150	RPI 150+				
10- 8	0- 0	0- 0	OVERALL	0- 4	0- 2	10- 2				
2- 4	0- 0	0- 0	HOME	0- 3	0- 0	2- 1				
7- 4	0- 0	0- 0	AWAY	0- 1	0- 2	7- 1				
1- 0	0- 0	0- 0	NEUTRAL	0- 0	0- 0	1- 0				
3- 4	0- 0	0- 0	NON-CONFERENCE	0- 2	0- 2	3- 0				
0- 1	0- 0	0- 0	HOME	0- 1	0- 0	0- 0				
2- 3	0- 0	0- 0	AWAY	0- 1	0- 2	2- 0				
1- 0	0- 0	0- 0	NEUTRAL	0- 0	0- 0	1- 0				
7- 4	0- 0	0- 0	CONFERENCE	0- 2	0- 0	7- 2				
2- 3	0- 0	0- 0	HOME	0- 2	0- 0	2- 1				
5- 1	0- 0	0- 0	AWAY	0- 0	0- 0	5- 1				
0- 0	0- 0	0- 0	NEUTRAL	0- 0	0- 0	0- 0				

RPI 1-25				RPI 26-50				RPI 51-100				RPI 101+				Team's RPI:	167
RPI	S	Opponent	Score	RPI	S	Opponent	Score	RPI	S	Opponent	Score	RPI	S	Opponent	Score		
								53	H	SFA	55	71	137	A	Texas Tech	54	105
								59	H	Lamar University	60	63	149	A	Tulsa	63	75
								68	A	FGCU	65	81	166	A	New Mexico St.	58	46
								82	H	Arkansas	68	80	188	A	Sam Houston St.	91	79
													188	H	Sam Houston St.	63	72
													209	N	Texas Southern	81	39
													264	A	UTEP	70	69
													267	A	A&M-Corpus Christi	72	68
													275	A	Southeastern La.	71	74
													289	H	Central Ark.	77	70
													318	A	New Orleans	59	52
													330	H	McNeese	109	52
													332	A	Houston Baptist	72	62
													333	A	Northwestern St.	72	63
LAST 12 Division I GAMES:																	
				188	H	Sam Houston St.	63	72		332	A	Houston Baptist	72	62			
				59	H	Lamar University	60	63		275	A	Southeastern La.	71	74			
				267	A	A&M-Corpus Christi	72	68		330	H	McNeese	109	52			
				289	H	Central Ark.	77	70		188	A	Sam Houston St.	91	79			
				53	H	SFA	55	71		318	A	New Orleans	59	52			
				333	A	Northwestern St.	72	63		137	A	Texas Tech	54	105			

Non-Div I Games: Eastern N.M. 78 46 Southwest (NM) 90 47 Howard Payne 98 43 Schreiner 90 43 Abilene Christian

Loss, Non-Conf, S Site, H Home A Away N Neutral

Air Force

Through Games Of Feb. 11, 2019

Average RPI Win:	250	WON-LOST	WINNING	LAST 10	STRENGTH OF	OPP. STRENGTH	TEAM	ADJ.	CONF.	ADJ CONF.
Average RPI Loss:	141	RECORD	PCT. RANK	GAMES	SCHEDULE	OF SCHEDULE	RPI	RPI	RPI	RPI
DIV. I ONLY	7- 14	256	0- 1	186	159	251	251	15	15	
DIV. I NON-CONF.	3- 7	256	0- 0	120	232	220	220	13	13	
TOTALS	RPI 1-25	RPI 26-50	W-L RECORDS	RPI 51-100	RPI 101-150	RPI 150+				
7- 14	0- 1	0- 2	OVERALL	1- 2	0- 1	6- 8				
6- 3	0- 0	0- 0	HOME	1- 0	0- 0	5- 3				
1- 11	0- 1	0- 2	AWAY	0- 2	0- 1	1- 5				
0- 0	0- 0	0- 0	NEUTRAL	0- 0	0- 0	0- 0				
3- 7	0- 1	0- 0	NON-CONFERENCE	1- 1	0- 1	2- 4				
2- 2	0- 0	0- 0	HOME	1- 0	0- 0	1- 2				
1- 5	0- 1	0- 0	AWAY	0- 1	0- 1	1- 2				
0- 0	0- 0	0- 0	NEUTRAL	0- 0	0- 0	0- 0				
4- 7	0- 0	0- 2	CONFERENCE	0- 1	0- 0	4- 4				
4- 1	0- 0	0- 0	HOME	0- 0	0- 0	4- 1				
0- 6	0- 0	0- 2	AWAY	0- 1	0- 0	0- 3				
0- 0	0- 0	0- 0	NEUTRAL	0- 0	0- 0	0- 0				

RPI 1-25				RPI 26-50				RPI 51-100				RPI 101+ Team's RPI: 251			
RPI	S	Opponent	Score	RPI	S	Opponent	Score	RPI	S	Opponent	Score	RPI	S	Opponent	Score
4	A	Oregon	36 82	47	A	Wyoming	60 80	65	A	Boise St.	48 79	112	A	Minnesota	50 67
				48	A	New Mexico	57 78	78	A	Northeastern	41 54	161	A	Portland	60 79
								100	H	Northern Colo.	69 57	169	A	Denver	66 92
												202	A	San Diego St.	61 70
												202	H	San Diego St.	75 66
												203	H	Navy	47 54
												206	H	George Mason	71 78
												215	A	UNLV	56 66
												221	H	Utah St.	44 48
												234	H	Nevada	79 74
												248	A	Colorado St.	48 55
												248	H	Colorado St.	63 48
												300	A	Army West Point	71 60
												324	H	San Jose St.	88 77
												344	H	Fairleigh Dickinson	85 37
LAST 12 Division I GAMES:															
				47	A	Wyoming	60 80	215	A	UNLV	56 66				
				248	A	Colorado St.	48 55	202	A	San Diego St.	61 70				
				202	H	San Diego St.	75 66	248	H	Colorado St.	63 48				
				324	H	San Jose St.	88 77	221	H	Utah St.	44 48				
				65	A	Boise St.	48 79	48	A	New Mexico	57 78				
				234	H	Nevada	79 74	4	A	Oregon	36 82				

Non-Div I Games: Western St. 72 54

Air Force

■ Loss,
 ■ Non-Conf, S Site,
 ■ Home
 ■ Away
 N Neutral

Average RPI Win:	254	WON-LOST	WINNING	LAST 10	STRENGTH OF	OPP. STRENGTH	TEAM	ADJ.	CONF.	ADJ CONF.
Average RPI Loss:	78	RECORD	PCT. RANK	GAMES	SCHEDULE	OF SCHEDULE	RPI	RPI	RPI	RPI
DIV. I ONLY	12- 8	119	1- 0	192	172	136	136	7	7	
DIV. I NON-CONF.	8- 2	52	0- 0	316	290	155	155	8	8	
TOTALS	RPI 1-25	RPI 26-50	W-L RECORDS	RPI 51-100	RPI 101-150	RPI 150+				
12- 8	0- 1	0- 3	OVERALL	1- 2	0- 1	11- 1				
6- 2	0- 0	0- 1	HOME	1- 0	0- 0	5- 1				
2- 6	0- 1	0- 2	AWAY	0- 2	0- 1	2- 0				
4- 0	0- 0	0- 0	NEUTRAL	0- 0	0- 0	4- 0				
8- 2	0- 0	0- 1	NON-CONFERENCE	0- 0	0- 1	8- 0				
3- 1	0- 0	0- 1	HOME	0- 0	0- 0	3- 0				
1- 1	0- 0	0- 0	AWAY	0- 0	0- 1	1- 0				
4- 0	0- 0	0- 0	NEUTRAL	0- 0	0- 0	4- 0				
4- 6	0- 1	0- 2	CONFERENCE	1- 2	0- 0	3- 1				
3- 1	0- 0	0- 0	HOME	1- 0	0- 0	2- 1				
1- 5	0- 1	0- 2	AWAY	0- 2	0- 0	1- 0				
0- 0	0- 0	0- 0	NEUTRAL	0- 0	0- 0	0- 0				

RPI 1-25				RPI 26-50				RPI 51-100				RPI 101+ Team's RPI: 136			
RPI	S	Opponent	Score	RPI	S	Opponent	Score	RPI	S	Opponent	Score	RPI	S	Opponent	Score
25	A	Buffalo	72 91	27	A	Central Mich.	71 94	85	A	Kent St.	58 73	126	A	Youngstown St.	61 72
				32	A	Ohio	70 92	87	H	Toledo	70 64	184	H	Eastern Mich.	60 72
				44	H	Butler	47 63	98	A	Northern Ill.	59 70	211	H	St. Bonaventure	67 58
												218	A	N.C. A&T	49 36
												231	H	Bowling Green	74 71
												264	N	UTEP	64 57
												279	N	Northern Ky.	77 60
												280	H	Canisius	62 53
												283	A	Western Mich.	72 59
												283	H	Western Mich.	69 62
												285	N	Jackson St.	74 57
												302	N	Oakland	85 65
												327	H	Eastern Ky.	63 54
LAST 12 Division I GAMES:															
283	H	Western Mich.	69 62	184	H	Eastern Mich.	60 72								
32	A	Ohio	70 92	231	H	Bowling Green	74 71								
85	A	Kent St.	58 73	283	A	Western Mich.	72 59								
87	H	Toledo	70 64	27	A	Central Mich.	71 94								
25	A	Buffalo	72 91	264	N	UTEP	64 57								
98	A	Northern Ill.	59 70	285	N	Jackson St.	74 57								

Non-Div I Games: Malone 63 44

Akron

■ Loss,
 ■ Non-Conf, S Site,
 ■ Home
 ■ Away
 N Neutral

Alabama

Through Games Of Feb. 11, 2019

Average RPI Win:	174	WON-LOST	WINNING	LAST 10	STRENGTH OF	OPP. STRENGTH	TEAM	ADJ.	CONF.	ADJ CONF.
Average RPI Loss:	73	RECORD	PCT. RANK	GAMES	SCHEDULE	OF SCHEDULE	RPI	RPI	RPI	RPI
DIV. I ONLY	11- 13	189	0- 1	48	71	131	131	5	5	
DIV. I NON-CONF.	8- 5	119	0- 1	117	159	122	122	5	5	
TOTALS	RPI 1-25	RPI 26-50	W-L RECORDS	RPI 51-100	RPI 101-150	RPI 150+				
11- 13	0- 4	0- 2	OVERALL	3- 3	2- 2	6- 2				
8- 5	0- 1	0- 2	HOME	2- 1	1- 1	5- 0				
2- 5	0- 2	0- 0	AWAY	0- 2	1- 0	1- 1				
1- 3	0- 1	0- 0	NEUTRAL	1- 0	0- 1	0- 1				
8- 5	0- 1	0- 0	NON-CONFERENCE	2- 1	1- 2	5- 1				
6- 1	0- 0	0- 0	HOME	1- 0	1- 1	4- 0				
1- 1	0- 0	0- 0	AWAY	0- 1	0- 0	1- 0				
1- 3	0- 1	0- 0	NEUTRAL	1- 0	0- 1	0- 1				
3- 8	0- 3	0- 2	CONFERENCE	1- 2	1- 0	1- 1				
2- 4	0- 1	0- 2	HOME	1- 1	0- 0	1- 0				
1- 4	0- 2	0- 0	AWAY	0- 1	1- 0	0- 1				
0- 0	0- 0	0- 0	NEUTRAL	0- 0	0- 0	0- 0				

RPI 1-25				RPI 26-50				RPI 51-100				RPI 101+ Team's RPI: 131			
RPI	S	Opponent	Score	RPI	S	Opponent	Score	RPI	S	Opponent	Score	RPI	S	Opponent	Score
7	H	Mississippi St.	49 65	26	H	Kentucky	53 68	51	A	Utah	62 72	104	A	Georgia	58 53
15	A	South Carolina	59 62	50	H	Auburn	56 66	55	H	LSU	56 62	110	H	South Alabama	67 72
21	A	Texas A&M	43 70					58	H	Clemson	76 56	144	H	Tulane	69 58
23	N	Miami (FL)	74 101					61	H	Tennessee	86 65	149	N	Tulsa	73 80
								82	A	Arkansas	61 72	154	N	Louisiana Tech	62 79
								96	N	Virginia	64 52	205	A	SMU	62 61
												210	A	Florida	55 57
												210	H	Florida	74 67
												212	H	Grambling	73 55
												214	H	Stetson	59 47
												275	H	Southeastern La.	88 40
												333	H	Northwestern St.	87 73
LAST 12 Division I GAMES:															
154	N	Louisiana Tech	62 79	55	H	LSU	56 62								
26	H	Kentucky	53 68	61	H	Tennessee	86 65								
210	A	Florida	55 57	21	A	Texas A&M	43 70								
7	H	Mississippi St.	49 65	50	H	Auburn	56 66								
104	A	Georgia	58 53	15	A	South Carolina	59 62								
82	A	Arkansas	61 72	210	H	Florida	74 67								

Non-Div I Games:

Alabama

■ Loss,
■ Non-Conf,
■ S Site,
■ H Home
■ A Away
N Neutral

Average RPI Win:	300	WON-LOST	WINNING	LAST 10	STRENGTH OF	OPP. STRENGTH	TEAM	ADJ.	CONF.	ADJ CONF.
Average RPI Loss:	208	RECORD	PCT. RANK	GAMES	SCHEDULE	OF SCHEDULE	RPI	RPI	RPI	RPI
DIV. I ONLY	11- 11	163	1- 0	350	324	303	303	29	29	
DIV. I NON-CONF.	5- 6	177	0- 0	310	321	266	266	27	27	
TOTALS	RPI 1-25	RPI 26-50	W-L RECORDS	RPI 51-100	RPI 101-150	RPI 150+				
11- 11	0- 0	0- 0	OVERALL	0- 0	0- 2	11- 9				
6- 5	0- 0	0- 0	HOME	0- 0	0- 0	6- 5				
4- 6	0- 0	0- 0	AWAY	0- 0	0- 2	4- 4				
1- 0	0- 0	0- 0	NEUTRAL	0- 0	0- 0	1- 0				
5- 6	0- 0	0- 0	NON-CONFERENCE	0- 0	0- 2	5- 4				
2- 2	0- 0	0- 0	HOME	0- 0	0- 0	2- 2				
2- 4	0- 0	0- 0	AWAY	0- 0	0- 2	2- 2				
1- 0	0- 0	0- 0	NEUTRAL	0- 0	0- 0	1- 0				
6- 5	0- 0	0- 0	CONFERENCE	0- 0	0- 0	6- 5				
4- 3	0- 0	0- 0	HOME	0- 0	0- 0	4- 3				
2- 2	0- 0	0- 0	AWAY	0- 0	0- 0	2- 2				
0- 0	0- 0	0- 0	NEUTRAL	0- 0	0- 0	0- 0				

RPI 1-25			RPI 26-50			RPI 51-100			RPI 101+ Team's RPI: 303		
RPI	S	Opponent	Score	RPI	S	Opponent	Score	RPI	S	Opponent	Score
								118	A	Kansas	54 65
								125	A	UAB	47 82
								182	H	Southern U.	50 54
								187	A	Illinois	60 88
								199	A	Prairie View	65 77
								201	H	Jacksonville St.	48 55
								209	A	Texas Southern	45 53
								212	H	Grambling	51 63
								236	N	Jacksonville	65 60
								249	H	Alabama St.	46 60
								274	A	North Florida	63 62
								275	H	Southeastern La.	51 48
								281	A	Murray St.	59 53
								285	H	Jackson St.	58 55
								287	A	Austin Peay	58 75
								290	H	Tennessee St.	67 57
								310	A	Mississippi Val.	80 60
								310	H	Mississippi Val.	78 70
								323	H	Lipscomb	58 62
								347	A	Ark.-Pine Bluff	78 52
								347	H	Ark.-Pine Bluff	60 54
								350	H	Alcorn	87 69
LAST 12 Division I GAMES:											
347	H	Ark.-Pine Bluff	60 54	249	H	Alabama St.	46 60				
310	H	Mississippi Val.	78 70	347	A	Ark.-Pine Bluff	78 52				
209	A	Texas Southern	45 53	310	A	Mississippi Val.	80 60				
199	A	Prairie View	65 77	212	H	Grambling	51 63				
350	H	Alcorn	87 69	285	H	Jackson St.	58 55				
182	H	Southern U.	50 54	236	N	Jacksonville	65 60				

Non-Div I Games:

Alabama A&M

■ Loss,
 ■ Non-Conf, S Site,
 ■ Home
 ■ Away
 N Neutral

Average RPI Win:	292	WON-LOST	WINNING	LAST 10	STRENGTH OF	OPP. STRENGTH	TEAM	ADJ.	CONF.	ADJ CONF.
Average RPI Loss:	134	RECORD	PCT. RANK	GAMES	SCHEDULE	OF SCHEDULE	RPI	RPI	RPI	RPI
DIV. I ONLY	8- 13	239	1- 0	221	296	249	249	29	29	
DIV. I NON-CONF.	0- 10	336	0- 0	16	158	238	238	27	27	
TOTALS	RPI 1-25	RPI 26-50	W-L RECORDS	RPI 51-100	RPI 101-150	RPI 150+				
8- 13	0- 1	0- 3	OVERALL	0- 1	0- 3	8- 5				
5- 4	0- 1	0- 0	HOME	0- 0	0- 1	5- 2				
3- 9	0- 0	0- 3	AWAY	0- 1	0- 2	3- 3				
0- 0	0- 0	0- 0	NEUTRAL	0- 0	0- 0	0- 0				
0- 10	0- 1	0- 3	NON-CONFERENCE	0- 1	0- 3	0- 2				
0- 3	0- 1	0- 0	HOME	0- 0	0- 1	0- 1				
0- 7	0- 0	0- 3	AWAY	0- 1	0- 2	0- 1				
0- 0	0- 0	0- 0	NEUTRAL	0- 0	0- 0	0- 0				
8- 3	0- 0	0- 0	CONFERENCE	0- 0	0- 0	8- 3				
5- 1	0- 0	0- 0	HOME	0- 0	0- 0	5- 1				
3- 2	0- 0	0- 0	AWAY	0- 0	0- 0	3- 2				
0- 0	0- 0	0- 0	NEUTRAL	0- 0	0- 0	0- 0				

RPI 1-25				RPI 26-50				RPI 51-100				RPI 101+ Team's RPI: 249			
RPI	S	Opponent	Score	RPI	S	Opponent	Score	RPI	S	Opponent	Score	RPI	S	Opponent	Score
15	H	South Carolina	38 94	26	A	Kentucky	35 87	79	A	Troy	46 116	110	A	South Alabama	65 77
				42	A	Georgia Tech	42 69					125	H	UAB	47 62
				50	A	Auburn	50 83					140	A	North Ala.	42 68
												171	A	Xavier	58 87
												182	H	Southern U.	78 61
												199	A	Prairie View	59 71
												209	A	Texas Southern	58 51
												212	H	Grambling	72 80
												268	H	Samford	51 60
												285	H	Jackson St.	74 67
												303	A	Alabama A&M	60 46
												310	A	Mississippi Val.	62 64
												310	H	Mississippi Val.	73 67
												347	A	Ark.-Pine Bluff	58 56
												347	H	Ark.-Pine Bluff	73 52
												350	H	Alcorn	76 63
LAST 12 Division I GAMES:															
310	H	Mississippi Val.	73 67	303	A	Alabama A&M	60 46								
347	H	Ark.-Pine Bluff	73 52	310	A	Mississippi Val.	62 64								
199	A	Prairie View	59 71	347	A	Ark.-Pine Bluff	58 56								
209	A	Texas Southern	58 51	285	H	Jackson St.	74 67								
182	H	Southern U.	78 61	212	H	Grambling	72 80								
350	H	Alcorn	76 63	50	A	Auburn	50 83								

Non-Div I Games: Mobile 69 63

Alabama St.

■ Loss,
 ■ Non-Conf, S Site,
 ■ Home
 ■ Away
 N Neutral

Albany (NY)

Through Games Of Feb. 11, 2019

Average RPI Win:	273	WON-LOST	WINNING	LAST 10	STRENGTH OF	OPP. STRENGTH	TEAM	ADJ.	CONF.	ADJ CONF.
Average RPI Loss:	185	RECORD	PCT. RANK	GAMES	SCHEDULE	OF SCHEDULE	RPI	RPI	RPI	RPI
DIV. I ONLY	10- 13	210	1- 0	271	274	240	240	23	23	
DIV. I NON-CONF.	3- 10	278	0- 0	254	295	295	295	25	25	
TOTALS	RPI 1-25	RPI 26-50	W-L RECORDS	RPI 51-100	RPI 101-150	RPI 150+				
10- 13	0- 1	0- 0	OVERALL	0- 2	0- 3	10- 7				
6- 4	0- 0	0- 0	HOME	0- 0	0- 1	6- 3				
4- 9	0- 1	0- 0	AWAY	0- 2	0- 2	4- 4				
0- 0	0- 0	0- 0	NEUTRAL	0- 0	0- 0	0- 0				
3- 10	0- 1	0- 0	NON-CONFERENCE	0- 1	0- 2	3- 6				
1- 4	0- 0	0- 0	HOME	0- 0	0- 1	1- 3				
2- 6	0- 1	0- 0	AWAY	0- 1	0- 1	2- 3				
0- 0	0- 0	0- 0	NEUTRAL	0- 0	0- 0	0- 0				
7- 3	0- 0	0- 0	CONFERENCE	0- 1	0- 1	7- 1				
5- 0	0- 0	0- 0	HOME	0- 0	0- 0	5- 0				
2- 3	0- 0	0- 0	AWAY	0- 1	0- 1	2- 1				
0- 0	0- 0	0- 0	NEUTRAL	0- 0	0- 0	0- 0				

RPI	S	Opponent	Score	RPI	S	Opponent	Score	RPI	S	Opponent	Score	RPI	S	Opponent	Score	Team's RPI: 240
19	A	Rutgers	39 65					52	A	Purdue	41 53	107	A	Hartford	35 82	
								75	A	Maine	65 76	146	A	South Fla.	37 74	
												147	H	Marist	56 74	
												159	A	Stony Brook	54 49	
												208	H	Holy Cross	50 56	
												213	A	Monmouth	56 64	
												261	A	St. Francis Brooklyn	67 60	
												263	A	Columbia	62 58	
												265	A	Binghamton	71 62	
												265	H	Binghamton	61 56	
												276	A	Vermont	39 52	
												276	H	Vermont	65 40	
												277	A	Cornell	34 48	
												280	H	Canisius	42 48	
												299	H	Central Conn. St.	53 60	
												301	H	UMBC	64 44	
												304	H	Manhattan	60 54	
												311	A	Lafayette	66 67	
												312	H	New Hampshire	59 41	
												321	H	UMass Lowell	63 56	
LAST 12 Division I GAMES:																
276	H	Vermont	65 40	321	H	UMass Lowell	63 56									
265	A	Binghamton	71 62	75	A	Maine	65 76									
312	H	New Hampshire	59 41	276	A	Vermont	39 52									
107	A	Hartford	35 82	265	H	Binghamton	61 56									
159	A	Stony Brook	54 49	263	A	Columbia	62 58									
301	H	UMBC	64 44	52	A	Purdue	41 53									

Non-Div I Games:

Albany (NY)

Loss, Non-Conf, S Site, H Home A Away N Neutral

Average RPI Win: 260	WON-LOST	WINNING	LAST 10	STRENGTH OF	OPP. STRENGTH	TEAM	ADJ.	CONF.	ADJ CONF.
Average RPI Loss: 238	RECORD	PCT. RANK	GAMES	SCHEDULE	OF SCHEDULE	RPI	RPI	RPI	RPI
DIV. I ONLY	2- 18	336	0- 1	345	336	350	350	29	29
DIV. I NON-CONF.	0- 9	336	0- 1	293	330	349	349	27	27
TOTALS	RPI 1-25	RPI 26-50	W-L RECORDS	RPI 51-100	RPI 101-150	RPI 150+			
2- 18	0- 0	0- 1	OVERALL	0- 0	0- 1	2- 16			
2- 7	0- 0	0- 0	HOME	0- 0	0- 0	2- 7			
0- 10	0- 0	0- 1	AWAY	0- 0	0- 1	0- 8			
0- 1	0- 0	0- 0	NEUTRAL	0- 0	0- 0	0- 1			
0- 9	0- 0	0- 1	NON-CONFERENCE	0- 0	0- 1	0- 7			
0- 2	0- 0	0- 0	HOME	0- 0	0- 0	0- 2			
0- 6	0- 0	0- 1	AWAY	0- 0	0- 1	0- 4			
0- 1	0- 0	0- 0	NEUTRAL	0- 0	0- 0	0- 1			
2- 9	0- 0	0- 0	CONFERENCE	0- 0	0- 0	2- 9			
2- 5	0- 0	0- 0	HOME	0- 0	0- 0	2- 5			
0- 4	0- 0	0- 0	AWAY	0- 0	0- 0	0- 4			
0- 0	0- 0	0- 0	NEUTRAL	0- 0	0- 0	0- 0			

RPI 1-25			RPI 26-50			RPI 51-100			RPI 101+ Team's RPI: 350		
RPI	S	Opponent	Score	RPI	S	Opponent	Score	RPI	S	Opponent	Score
				43	A	TCU	31 88				
								125	A	UAB	53 80
								166	N	New Mexico St.	64 82
								182	H	Southern U.	54 75
								192	A	Southern Miss.	47 66
								199	H	Prairie View	61 82
								209	H	Texas Southern	53 52
								212	A	Grambling	56 61
								212	H	Grambling	63 79
								249	A	Alabama St.	63 76
								264	A	UTEP	51 77
								275	H	Southeastern La.	59 77
								285	A	Jackson St.	66 88
								285	H	Jackson St.	61 82
								289	H	Central Ark.	46 57
								303	A	Alabama A&M	69 87
								310	H	Mississippi Val.	73 63
								325	A	FIU	40 75
								333	A	Northwestern St.	65 78
								347	H	Ark.-Pine Bluff	57 59
LAST 12 Division I GAMES:											
166	N	New Mexico St.	64 82	347	H	Ark.-Pine Bluff	57 59				
212	H	Grambling	63 79	310	H	Mississippi Val.	73 63				
285	H	Jackson St.	61 82	212	A	Grambling	56 61				
182	H	Southern U.	54 75	285	A	Jackson St.	66 88				
303	A	Alabama A&M	69 87	199	H	Prairie View	61 82				
249	A	Alabama St.	63 76	209	H	Texas Southern	53 52				

Non-Div I Games: Lane 58 **70** Fisk 67 64 Rust 59 **78**

Alcorn

Loss, Non-Conf, S Site, H Home A Away N Neutral

Average RPI Win: 237	WON-LOST	WINNING	LAST 10	STRENGTH OF	OPP. STRENGTH	TEAM	ADJ.	CONF.	ADJ CONF.
Average RPI Loss: 85	RECORD	PCT. RANK	GAMES	SCHEDULE	OF SCHEDULE	RPI	RPI	RPI	RPI
DIV. I ONLY	14- 8	101	1- 0	124	191	95	95	19	19
DIV. I NON-CONF.	4- 7	228	0- 0	82	83	174	174	22	22
TOTALS	RPI 1-25	RPI 26-50	W-L RECORDS	RPI 51-100	RPI 101-150	RPI 150+			
14- 8	0- 1	0- 2	OVERALL	0- 2	2- 2	12- 1			
8- 1	0- 0	0- 1	HOME	0- 0	1- 0	7- 0			
6- 5	0- 0	0- 1	AWAY	0- 1	1- 2	5- 1			
0- 2	0- 1	0- 0	NEUTRAL	0- 1	0- 0	0- 0			
4- 7	0- 1	0- 1	NON-CONFERENCE	0- 2	1- 2	3- 1			
3- 1	0- 0	0- 1	HOME	0- 0	1- 0	2- 0			
1- 4	0- 0	0- 0	AWAY	0- 1	0- 2	1- 1			
0- 2	0- 1	0- 0	NEUTRAL	0- 1	0- 0	0- 0			
10- 1	0- 0	0- 1	CONFERENCE	0- 0	1- 0	9- 0			
5- 0	0- 0	0- 0	HOME	0- 0	0- 0	5- 0			
5- 1	0- 0	0- 1	AWAY	0- 0	1- 0	4- 0			
0- 0	0- 0	0- 0	NEUTRAL	0- 0	0- 0	0- 0			

RPI 1-25				RPI 26-50				RPI 51-100				Team's RPI: 95		RPI 101+			
RPI	S	Opponent	Score	RPI	S	Opponent	Score	RPI	S	Opponent	Score			RPI	S	Opponent	Score
5	N	Stanford	49 71	32	H	Ohio	67 77	68	N	FGCU	71 90			132	A	High Point	61 66
				46	A	Bucknell	56 71	96	A	Virginia	54 57			133	A	Penn St.	59 80
														143	A	Boston U.	64 51
														149	H	Tulsa	68 52
														151	A	Lehigh	61 53
														169	A	Denver	54 83
														203	A	Navy	58 45
														206	H	George Mason	86 71
														208	H	Holy Cross	70 58
														243	A	Hawaii	69 57
														247	A	Colgate	71 66
														247	H	Colgate	76 57
														300	A	Army West Point	75 62
														300	H	Army West Point	61 51
														301	H	UMBC	64 42
														308	H	Loyola Maryland	82 38
														311	H	Lafayette	60 45
LAST 12 Division I GAMES:																	
				300	A	Army West Point	75 62					308	H	Loyola Maryland	82 38		
				247	A	Colgate	71 66					300	H	Army West Point	61 51		
				208	H	Holy Cross	70 58					203	A	Navy	58 45		
				311	H	Lafayette	60 45					247	H	Colgate	76 57		
				143	A	Boston U.	64 51					46	A	Bucknell	56 71		
				151	A	Lehigh	61 53					32	H	Ohio	67 77		

Non-Div I Games:

American

■ Loss,
 ■ Non-Conf,
 S Site,
 ■ Home
 ■ Away
 N Neutral

Appalachian St.

Through Games Of Feb. 11, 2019

Average RPI Win:	215	WON-LOST	WINNING	LAST 10	STRENGTH OF	OPP. STRENGTH	TEAM	ADJ.	CONF.	ADJ CONF.
Average RPI Loss:	105	RECORD	PCT. RANK	GAMES	SCHEDULE	OF SCHEDULE	RPI	RPI	RPI	RPI
DIV. I ONLY	12- 10	146	0- 1	123	166	141	141	12	12	
DIV. I NON-CONF.	6- 5	143	0- 0	165	199	135	135	14	14	
TOTALS	RPI 1-25	RPI 26-50	W-L RECORDS	RPI 51-100	RPI 101-150	RPI 150+				
12- 10	0- 1	0- 1	OVERALL	0- 5	2- 1	10- 2				
9- 3	0- 0	0- 0	HOME	0- 3	1- 0	8- 0				
3- 7	0- 1	0- 1	AWAY	0- 2	1- 1	2- 2				
0- 0	0- 0	0- 0	NEUTRAL	0- 0	0- 0	0- 0				
6- 5	0- 1	0- 1	NON-CONFERENCE	0- 1	1- 1	5- 1				
5- 0	0- 0	0- 0	HOME	0- 0	0- 0	5- 0				
1- 5	0- 1	0- 1	AWAY	0- 1	1- 1	0- 1				
0- 0	0- 0	0- 0	NEUTRAL	0- 0	0- 0	0- 0				
6- 5	0- 0	0- 0	CONFERENCE	0- 4	1- 0	5- 1				
4- 3	0- 0	0- 0	HOME	0- 3	1- 0	3- 0				
2- 2	0- 0	0- 0	AWAY	0- 1	0- 0	2- 1				
0- 0	0- 0	0- 0	NEUTRAL	0- 0	0- 0	0- 0				

RPI S	Opponent	Score	RPI S	Opponent	Score	RPI S	Opponent	Score	RPI S	Opponent	Score	Team's RPI: 141
15	A South Carolina	50 80	42	A Georgia Tech	53 71	58	A Clemson	48 87	110	H South Alabama	71 63	
						60	H Little Rock	59 74	125	A UAB	61 80	
						79	H Troy	72 83	148	A Davidson	81 78	
						88	A UT Arlington	94 99	174	H Arkansas St.	75 67	
						88	H UT Arlington	65 72	180	A Texas St.	62 49	
									180	H Texas St.	77 56	
									186	H Coastal Caro.	67 53	
									189	H Elon	65 62	
									226	H Marshall	74 52	
									244	A ETSU	64 95	
									252	A Louisiana	55 73	
									285	H Wofford	94 70	
									291	H Col. of Charleston	80 66	
									296	A La.-Monroe	80 58	
									314	H UNC Greensboro	68 65	
LAST 12 Division I GAMES:												
88	H	UT Arlington	65	72	186	H	Coastal Caro.	67	53			
180	H	Texas St.	77	56	180	A	Texas St.	62	49			
296	A	La.-Monroe	80	58	88	A	UT Arlington	94	99			
252	A	Louisiana	55	73	79	H	Troy	72	83			
60	H	Little Rock	59	74	110	H	South Alabama	71	63			
174	H	Arkansas St.	75	67	58	A	Clemson	48	87			

Non-Div I Games:

Appalachian St.

■ Loss,
■ Non-Conf, S Site,
■ Home
■ Away
N Neutral

Arizona

Through Games Of Feb. 11, 2019

Average RPI Win:	182	WON-LOST	WINNING	LAST 10	STRENGTH OF	OPP. STRENGTH	TEAM	ADJ.	CONF.	ADJ CONF.
Average RPI Loss:	46	RECORD	PCT. RANK	GAMES	SCHEDULE	OF SCHEDULE	RPI	RPI	RPI	RPI
DIV. I ONLY	15- 8	90	0- 1	116	42	80	80	2	2	
DIV. I NON-CONF.	10- 1	17	0- 0	325	238	130	130	2	2	
TOTALS	RPI 1-25	RPI 26-50	W-L RECORDS	RPI 51-100	RPI 101-150	RPI 150+				
15- 8	1- 3	2- 2	OVERALL	0- 2	3- 1	9- 0				
9- 3	1- 1	2- 1	HOME	0- 1	1- 0	5- 0				
4- 5	0- 2	0- 1	AWAY	0- 1	2- 1	2- 0				
2- 0	0- 0	0- 0	NEUTRAL	0- 0	0- 0	2- 0				
10- 1	0- 0	0- 0	NON-CONFERENCE	0- 1	1- 0	9- 0				
6- 1	0- 0	0- 0	HOME	0- 1	1- 0	5- 0				
2- 0	0- 0	0- 0	AWAY	0- 0	0- 0	2- 0				
2- 0	0- 0	0- 0	NEUTRAL	0- 0	0- 0	2- 0				
5- 7	1- 3	2- 2	CONFERENCE	0- 1	2- 1	0- 0				
3- 2	1- 1	2- 1	HOME	0- 0	0- 0	0- 0				
2- 5	0- 2	0- 1	AWAY	0- 1	2- 1	0- 0				
0- 0	0- 0	0- 0	NEUTRAL	0- 0	0- 0	0- 0				

RPI	S	Opponent	Score	RPI	S	Opponent	Score	RPI	S	Opponent	Score	RPI	S	Opponent	Score
4	A	Oregon	60 93	30	A	Oregon St.	64 86	51	A	Utah	64 80	103	H	Idaho St.	71 46
5	H	Stanford	48 78	36	H	California	60 55	99	H	Loyola Marymount	64 66	122	A	Washington St.	88 90
18	A	Arizona St.	47 60	37	H	UCLA	93 98					135	A	Colorado	69 67
18	H	Arizona St.	51 39	49	H	Southern California	71 68					145	A	Washington	69 59
												161	N	Portland	92 70
												163	H	Montana	100 51
												202	A	San Diego St.	69 60
												235	H	Northern Ariz.	71 47
												258	A	Long Beach St.	70 43
												264	H	UTEP	62 40
												305	H	South Carolina St.	73 32
												319	H	Incarinate Word	84 42
												343	N	Seattle U	84 54
LAST 12 Division I GAMES:															
122	A	Washington St.	88 90	30	A	Oregon St.	64 86								
145	A	Washington	69 59	5	H	Stanford	48 78								
18	A	Arizona St.	47 60	36	H	California	60 55								
37	H	UCLA	93 98	51	A	Utah	64 80								
49	H	Southern California	71 68	135	A	Colorado	69 67								
4	A	Oregon	60 93	18	H	Arizona St.	51 39								

Non-Div I Games:

Arizona

Loss, Non-Conf, S Site, H Home A Away N Neutral

Average RPI Win:	123	WON-LOST	WINNING	LAST 10	STRENGTH OF	OPP. STRENGTH	TEAM	ADJ.	CONF.	ADJ CONF.
Average RPI Loss:	22	RECORD	PCT. RANK	GAMES	SCHEDULE	OF SCHEDULE	RPI	RPI	RPI	RPI
DIV. I ONLY	16- 6	59	1- 0	13	13	18	18	2	2	
DIV. I NON-CONF.	9- 2	43	1- 0	48	15	23	23	2	2	
TOTALS	RPI 1-25	RPI 26-50	W-L RECORDS	RPI 51-100	RPI 101-150	RPI 150+				
16- 6	0- 4	3- 1	OVERALL	4- 1	4- 0	5- 0				
8- 3	0- 2	2- 1	HOME	1- 0	2- 0	3- 0				
6- 2	0- 1	1- 0	AWAY	2- 1	2- 0	1- 0				
2- 1	0- 1	0- 0	NEUTRAL	1- 0	0- 0	1- 0				
9- 2	0- 2	0- 0	NON-CONFERENCE	2- 0	2- 0	5- 0				
5- 1	0- 1	0- 0	HOME	0- 0	2- 0	3- 0				
2- 0	0- 0	0- 0	AWAY	1- 0	0- 0	1- 0				
2- 1	0- 1	0- 0	NEUTRAL	1- 0	0- 0	1- 0				
7- 4	0- 2	3- 1	CONFERENCE	2- 1	2- 0	0- 0				
3- 2	0- 1	2- 1	HOME	1- 0	0- 0	0- 0				
4- 2	0- 1	1- 0	AWAY	1- 1	2- 0	0- 0				
0- 0	0- 0	0- 0	NEUTRAL	0- 0	0- 0	0- 0				

RPI 1-25				Team's RPI: 18		RPI 26-50				RPI 51-100				RPI 101+					
RPI	S	Opponent	Score		RPI	S	Opponent	Score		RPI	S	Opponent	Score		RPI	S	Opponent	Score	
2	H	Baylor	59	65	30	A	Oregon St.	79	76	51	A	Utah	65	63	113	H	Fresno St.	68	52
3	N	Louisville	56	58	36	H	California	62	61	54	N	Kansas St.	65	51	122	A	Washington St.	61	46
4	A	Oregon	71	77	37	H	UCLA	59	61	80	A	Arizona	39	51	135	A	Colorado	76	70
5	H	Stanford	65	72	49	H	Southern California	68	59	80	H	Arizona	60	47	149	H	Tulsa	70	52
										82	A	Arkansas	88	85	154	H	Louisiana Tech	80	44
															160	N	Southern Ill.	82	38
															182	H	Southern U.	69	47
															248	A	Colorado St.	70	39
															319	H	Incarnate Word	81	43
LAST 12 Division I GAMES:																			
149	H	Tulsa	70	52	4	A	Oregon	71	77										
122	A	Washington St.	61	46	36	H	California	62	61										
80	H	Arizona	60	47	5	H	Stanford	65	72										
49	H	Southern California	68	59	135	A	Colorado	76	70										
37	H	UCLA	59	61	51	A	Utah	65	63										
30	A	Oregon St.	79	76	80	A	Arizona	39	51										

Non-Div I Games:

Arizona St.

■ Loss,
 ■ Non-Conf,
 ■ S Site,
 ■ H Home
 ■ A Away
 N Neutral

Average RPI Win:	350	WON-LOST	WINNING	LAST 10	STRENGTH OF	OPP. STRENGTH	TEAM	ADJ.	CONF.	ADJ CONF.
Average RPI Loss:	222	RECORD	PCT. RANK	GAMES	SCHEDULE	OF SCHEDULE	RPI	RPI	RPI	RPI
DIV. I ONLY	1- 13	347	0- 1	317	343	347	347	29	29	
DIV. I NON-CONF.	0- 3	336	0- 0	20	203	257	257	27	27	
TOTALS	RPI 1-25	RPI 26-50	W-L RECORDS	RPI 51-100	RPI 101-150	RPI 150+				
1- 13	0- 0	0- 1	OVERALL	0- 0	0- 1	1- 11				
0- 5	0- 0	0- 0	HOME	0- 0	0- 0	0- 5				
1- 8	0- 0	0- 1	AWAY	0- 0	0- 1	1- 6				
0- 0	0- 0	0- 0	NEUTRAL	0- 0	0- 0	0- 0				
0- 3	0- 0	0- 1	NON-CONFERENCE	0- 0	0- 1	0- 1				
0- 0	0- 0	0- 0	HOME	0- 0	0- 0	0- 0				
0- 3	0- 0	0- 1	AWAY	0- 0	0- 1	0- 1				
0- 0	0- 0	0- 0	NEUTRAL	0- 0	0- 0	0- 0				
1- 10	0- 0	0- 0	CONFERENCE	0- 0	0- 0	1- 10				
0- 5	0- 0	0- 0	HOME	0- 0	0- 0	0- 5				
1- 5	0- 0	0- 0	AWAY	0- 0	0- 0	1- 5				
0- 0	0- 0	0- 0	NEUTRAL	0- 0	0- 0	0- 0				

RPI 1-25			RPI 26-50			RPI 51-100			RPI 101+			Team's RPI: 347
RPI	S	Opponent	Score	RPI	S	Opponent	Score	RPI	S	Opponent	Score	
				30	A	Oregon St.	33 89					
								112	A	Minnesota	42 84	
								182	A	Southern U.	41 73	
								199	H	Prairie View	41 80	
								209	H	Texas Southern	58 59	
								212	A	Grambling	57 77	
								246	A	Wichita St.	39 76	
								249	A	Alabama St.	52 73	
								249	H	Alabama St.	56 58	
								285	A	Jackson St.	41 60	
								303	A	Alabama A&M	54 60	
								303	H	Alabama A&M	52 78	
								310	H	Mississippi Val.	56 62	
								350	A	Alcorn	59 57	
LAST 12 Division I GAMES:												
303	A	Alabama A&M	54 60	350	A	Alcorn	59 57					
249	A	Alabama St.	52 73	182	A	Southern U.	41 73					
285	A	Jackson St.	41 60	303	H	Alabama A&M	52 78					
212	A	Grambling	57 77	249	H	Alabama St.	56 58					
199	H	Prairie View	41 80	310	H	Mississippi Val.	56 62					
209	H	Texas Southern	58 59	112	A	Minnesota	42 84					

Non-Div I Games: LeMoyne-Owen 52 43 Paul Quinn 68 52 Philander Smith 48 53 Tougaloo 68 60 Ark.-Pine Bluff

Loss, Non-Conf, S Site, H Home A Away N Neutral

Arkansas

Through Games Of Feb. 11, 2019

Average RPI Win:	180	WON-LOST	WINNING	LAST 10	STRENGTH OF	OPP. STRENGTH	TEAM	ADJ.	CONF.	ADJ CONF.
Average RPI Loss:	47	RECORD	PCT. RANK	GAMES	SCHEDULE	OF SCHEDULE	RPI	RPI	RPI	RPI
DIV. I ONLY	16- 9	99	0- 1	86	62	82	82	5	5	
DIV. I NON-CONF.	11- 3	56	0- 0	142	125	59	59	5	5	
TOTALS	RPI 1-25	RPI 26-50	W-L RECORDS	RPI 51-100	RPI 101-150	RPI 150+				
16- 9	0- 4	0- 2	OVERALL	3- 1	3- 2	10- 0				
8- 5	0- 3	0- 1	HOME	1- 0	2- 1	5- 0				
6- 3	0- 1	0- 1	AWAY	2- 1	1- 0	3- 0				
2- 1	0- 0	0- 0	NEUTRAL	0- 0	0- 1	2- 0				
11- 3	0- 2	0- 0	NON-CONFERENCE	2- 0	2- 1	7- 0				
6- 1	0- 1	0- 0	HOME	1- 0	1- 0	4- 0				
3- 1	0- 1	0- 0	AWAY	1- 0	1- 0	1- 0				
2- 1	0- 0	0- 0	NEUTRAL	0- 0	0- 1	2- 0				
5- 6	0- 2	0- 2	CONFERENCE	1- 1	1- 1	3- 0				
2- 4	0- 2	0- 1	HOME	0- 0	1- 1	1- 0				
3- 2	0- 0	0- 1	AWAY	1- 1	0- 0	2- 0				
0- 0	0- 0	0- 0	NEUTRAL	0- 0	0- 0	0- 0				

RPI 1-25				RPI 26-50				RPI 51-100 Team's RPI: 82				RPI 101+			
RPI	S	Opponent	Score	RPI	S	Opponent	Score	RPI	S	Opponent	Score	RPI	S	Opponent	Score
7	H	Mississippi St.	69 93	33	A	Missouri	53 71	55	A	LSU	34 71	104	H	Georgia	72 80
10	A	Iowa St.	82 91	50	H	Auburn	72 75	61	A	Tennessee	80 79	127	N	Pittsburgh	54 61
15	H	South Carolina	79 87					88	A	UT Arlington	66 65	130	H	Tennessee Tech	65 42
18	H	Arizona St.	85 88					97	H	Nebraska	84 80	131	H	Alabama	72 61
												149	A	Tulsa	61 59
												167	A	Abilene Christian	80 68
												175	H	Oral Roberts	74 61
												177	H	Vanderbilt	83 62
												185	N	Wisconsin	69 68
												196	A	Ole Miss	85 55
												199	H	Prairie View	71 44
												210	A	Florida	83 73
												285	H	Jackson St.	76 57
												290	N	Tennessee St.	79 55
												333	H	Northwestern St.	98 53
LAST 12 Division I GAMES:															
50	H	Auburn	72 75	61	A	Tennessee	80 79								
55	A	LSU	34 71	177	H	Vanderbilt	83 62								
15	H	South Carolina	79 87	33	A	Missouri	53 71								
104	H	Georgia	72 80	196	A	Ole Miss	85 55								
210	A	Florida	83 73	7	H	Mississippi St.	69 93								
131	H	Alabama	72 61	285	H	Jackson St.	76 57								

Non-Div I Games:

Arkansas

■ Loss,
 ■ Non-Conf, S Site,
 ■ Home
 ■ Away
 N Neutral

Average RPI Win:	222	WON-LOST	WINNING	LAST 10	STRENGTH OF	OPP. STRENGTH	TEAM	ADJ.	CONF.	ADJ CONF.
Average RPI Loss:	102	RECORD	PCT. RANK	GAMES	SCHEDULE	OF SCHEDULE	RPI	RPI	RPI	RPI
DIV. I ONLY	9- 13	230	0- 1	77	156	174	174	12	12	
DIV. I NON-CONF.	5- 6	177	0- 0	141	132	173	173	14	14	
TOTALS	RPI 1-25	RPI 26-50	W-L RECORDS	RPI 51-100	RPI 101-150	RPI 150+				
9- 13	0- 1	0- 1	OVERALL	0- 5	3- 3	6- 3				
7- 4	0- 0	0- 0	HOME	0- 2	2- 0	5- 2				
2- 9	0- 1	0- 1	AWAY	0- 3	1- 3	1- 1				
0- 0	0- 0	0- 0	NEUTRAL	0- 0	0- 0	0- 0				
5- 6	0- 1	0- 1	NON-CONFERENCE	0- 1	1- 2	4- 1				
4- 1	0- 0	0- 0	HOME	0- 0	1- 0	3- 1				
1- 5	0- 1	0- 1	AWAY	0- 1	0- 2	1- 0				
0- 0	0- 0	0- 0	NEUTRAL	0- 0	0- 0	0- 0				
4- 7	0- 0	0- 0	CONFERENCE	0- 4	2- 1	2- 2				
3- 3	0- 0	0- 0	HOME	0- 2	1- 0	2- 1				
1- 4	0- 0	0- 0	AWAY	0- 2	1- 1	0- 1				
0- 0	0- 0	0- 0	NEUTRAL	0- 0	0- 0	0- 0				

RPI S	Opponent	Score	RPI S	Opponent	Score	RPI S	Opponent	Score	RPI S	Opponent	Score	Team's RPI: 174
21	A Texas A&M	56 97	33	A Missouri	50 70	60	A Little Rock	55 68	102	A Oklahoma St.	60 62	
						64	A Belmont	55 74	110	A South Alabama	77 64	
						79	A Troy	79 87	110	H South Alabama	69 58	
						79	H Troy	89 100	134	A UT Martin	91 97	
						88	H UT Arlington	73 100	141	A Appalachian St.	67 75	
									149	H Tulsa	73 60	
									154	H Louisiana Tech	70 80	
									180	H Texas St.	62 85	
									186	A Coastal Caro.	72 88	
									230	H Memphis	77 66	
									252	H Louisiana	87 75	
									264	A UTEP	67 66	
									281	H Murray St.	74 63	
									296	H La.-Monroe	64 54	
									310	H Mississippi Val.	60 57	
LAST 12 Division I GAMES:												
79	H Troy	89 100	88	H UT Arlington	73 100							
110	H South Alabama	69 58	79	A Troy	79 87							
60	A Little Rock	55 68	110	A South Alabama	77 64							
186	A Coastal Caro.	72 88	296	H La.-Monroe	64 54							
141	A Appalachian St.	67 75	252	H Louisiana	87 75							
180	H Texas St.	62 85	33	A Missouri	50 70							

Non-Div I Games:

Arkansas St.

■ Loss,
■ Non-Conf,
■ S Site,
■ H Home
■ A Away
N Neutral

Army West Point

Through Games Of Feb. 11, 2019

Average RPI Win:	298	WON-LOST	WINNING	LAST 10	STRENGTH OF	OPP. STRENGTH	TEAM	ADJ.	CONF.	ADJ CONF.
Average RPI Loss:	164	RECORD	PCT. RANK	GAMES	SCHEDULE	OF SCHEDULE	RPI	RPI	RPI	RPI
DIV. I ONLY	7- 14	256	0- 1	291	266	300	300	19	19	
DIV. I NON-CONF.	4- 6	212	0- 0	313	323	296	296	22	22	
TOTALS	RPI 1-25	RPI 26-50	W-L RECORDS	RPI 51-100	RPI 101-150	RPI 150+				
7- 14	0- 0	0- 2	OVERALL	0- 3	0- 2	7- 7				
5- 7	0- 0	0- 1	HOME	0- 2	0- 1	5- 3				
2- 7	0- 0	0- 1	AWAY	0- 1	0- 1	2- 4				
0- 0	0- 0	0- 0	NEUTRAL	0- 0	0- 0	0- 0				
4- 6	0- 0	0- 1	NON-CONFERENCE	0- 1	0- 1	4- 3				
2- 3	0- 0	0- 0	HOME	0- 1	0- 1	2- 1				
2- 3	0- 0	0- 1	AWAY	0- 0	0- 0	2- 2				
0- 0	0- 0	0- 0	NEUTRAL	0- 0	0- 0	0- 0				
3- 8	0- 0	0- 1	CONFERENCE	0- 2	0- 1	3- 4				
3- 4	0- 0	0- 1	HOME	0- 1	0- 0	3- 2				
0- 4	0- 0	0- 0	AWAY	0- 1	0- 1	0- 2				
0- 0	0- 0	0- 0	NEUTRAL	0- 0	0- 0	0- 0				

RPI S	Opponent	Score	RPI S	Opponent	Score	RPI S	Opponent	Score	RPI S	Opponent	Score	Team's RPI: 300
43	A TCU	38 63	73	H Yale	51 62	109	H St. John's (NY)	49 60				
46	H Bucknell	52 66	95	A American	51 61	143	A Boston U.	51 63				
			95	H American	62 75	151	H Lehigh	50 73				
						203	H Navy	55 52				
						208	A Holy Cross	39 58				
						247	H Colgate	58 70				
						251	H Air Force	60 71				
						261	H St. Francis Brooklyn	69 57				
						263	A Columbia	49 70				
						265	A Binghamton	47 60				
						308	A Loyola Maryland	51 70				
						308	H Loyola Maryland	69 57				
						309	A Wagner	61 46				
						311	H Lafayette	65 50				
						344	H Fairleigh Dickinson	62 40				
						351	A LIU Brooklyn	57 42				
LAST 12 Division I GAMES:												
95	H American	62 75	311	H Lafayette	65 50							
308	A Loyola Maryland	51 70	95	A American	51 61							
247	H Colgate	58 70	46	H Bucknell	52 66							
151	H Lehigh	50 73	308	H Loyola Maryland	69 57							
208	A Holy Cross	39 58	143	A Boston U.	51 63							
203	H Navy	55 52	73	H Yale	51 62							

Non-Div I Games: Connecticut Col. 74 48

Army West Point

Loss, Non-Conf, S Site, H Home A Away N Neutral

Aburn

Auburn

Average RPI Win:	256	WON-LOST	WINNING	LAST 10	STRENGTH OF	OPP. STRENGTH	TEAM	ADJ.	CONF.	ADJ CONF.
Average RPI Loss:	205	RECORD	PCT. RANK	GAMES	SCHEDULE	OF SCHEDULE	RPI	RPI	RPI	RPI
DIV. I ONLY	9- 12	215	0- 0	324	275	287	287	22	22	
DIV. I NON-CONF.	3- 6	241	0- 0	347	282	342	342	21	21	
TOTALS	RPI 1-25	RPI 26-50	W-L RECORDS	RPI 51-100	RPI 101-150	RPI 150+				
9- 12	0- 0	0- 0	OVERALL	0- 2	2- 1	7- 9				
7- 3	0- 0	0- 0	HOME	0- 1	1- 0	6- 2				
2- 9	0- 0	0- 0	AWAY	0- 1	1- 1	1- 7				
0- 0	0- 0	0- 0	NEUTRAL	0- 0	0- 0	0- 0				
3- 6	0- 0	0- 0	NON-CONFERENCE	0- 1	0- 0	3- 5				
3- 1	0- 0	0- 0	HOME	0- 0	0- 0	3- 1				
0- 5	0- 0	0- 0	AWAY	0- 1	0- 0	0- 4				
0- 0	0- 0	0- 0	NEUTRAL	0- 0	0- 0	0- 0				
6- 6	0- 0	0- 0	CONFERENCE	0- 1	2- 1	4- 4				
4- 2	0- 0	0- 0	HOME	0- 1	1- 0	3- 1				
2- 4	0- 0	0- 0	AWAY	0- 0	1- 1	1- 3				
0- 0	0- 0	0- 0	NEUTRAL	0- 0	0- 0	0- 0				

RPI S	Opponent	Score	RPI S	Opponent	Score	RPI S	Opponent	Score	RPI S	Opponent	Score	Team's RPI: 287
						64	H Belmont	62 80	121	H Morehead St.	81 80	
						86	A Cincinnati	48 69	130	A Tennessee Tech	72 65	
									134	A UT Martin	65 74	
									177	A Vanderbilt	70 99	
									190	A Illinois St.	49 61	
									201	A Jacksonville St.	56 67	
									215	A Western Ill.	72 77	
									222	A Southeast Mo. St.	54 64	
									256	A SIUE	68 69	
									256	H SIUE	77 65	
									271	A Eastern Ill.	73 60	
									271	H Eastern Ill.	57 67	
									279	H Northern Ky.	52 48	
									290	H Tennessee St.	74 47	
									303	H Alabama A&M	75 58	
									310	H Mississippi Val.	89 95	
									323	H Lipscomb	70 58	
									327	H Eastern Ky.	100 65	
									336	A Evansville	52 56	
LAST 12 Division I GAMES:												
271	H	Eastern Ill.	57	67	271	A	Eastern Ill.	73	60			
256	H	SIUE	77	65	256	A	SIUE	68	69			
201	A	Jacksonville St.	56	67	134	A	UT Martin	65	74			
130	A	Tennessee Tech	72	65	222	A	Southeast Mo. St.	54	64			
64	H	Belmont	62	80	121	H	Morehead St.	81	80			
290	H	Tennessee St.	74	47	327	H	Eastern Ky.	100	65			

Non-Div I Games: Christian Bros. 100 62 Trevecca Nazarene 90 78

Austin Peay

■ Loss,
 ■ Non-Conf, S Site,
 ■ Home
 ■ Away
 N Neutral

BYU										
Average RPI Win:	156	WON-LOST	WINNING	LAST 10	STRENGTH OF	OPP. STRENGTH	TEAM	ADJ.	CONF.	ADJ CONF.
Average RPI Loss:	105	RECORD	PCT. RANK	GAMES	SCHEDULE	OF SCHEDULE	RPI	RPI	RPI	RPI
DIV. I ONLY	18- 6	45	1- 0	69	103	38	38	8	8	
DIV. I NON-CONF.	8- 3	72	0- 0	150	172	72	72	7	7	

TOTALS	RPI 1-25	RPI 26-50	W-L RECORDS	RPI 51-100	RPI 101-150	RPI 150+				
18- 6	1- 0	2- 2	OVERALL	4- 2	1- 1	10- 1				
9- 2	1- 0	0- 2	HOME	3- 0	1- 0	4- 0				
7- 4	0- 0	1- 0	AWAY	1- 2	0- 1	5- 1				
2- 0	0- 0	1- 0	NEUTRAL	0- 0	0- 0	1- 0				
8- 3	0- 0	1- 1	NON-CONFERENCE	1- 1	0- 0	6- 1				
4- 1	0- 0	0- 1	HOME	1- 0	0- 0	3- 0				
2- 2	0- 0	0- 0	AWAY	0- 1	0- 0	2- 1				
2- 0	0- 0	1- 0	NEUTRAL	0- 0	0- 0	1- 0				
10- 3	1- 0	1- 1	CONFERENCE	3- 1	1- 1	4- 0				
5- 1	1- 0	0- 1	HOME	2- 0	1- 0	1- 0				
5- 2	0- 0	1- 0	AWAY	1- 1	0- 1	3- 0				
0- 0	0- 0	0- 0	NEUTRAL	0- 0	0- 0	0- 0				

RPI 1-25				RPI 26-50				Team's RPI: 38				RPI 51-100				RPI 101+			
RPI	S	Opponent	Score	RPI	S	Opponent	Score	RPI	S	Opponent	Score	RPI	S	Opponent	Score	RPI	S	Opponent	Score
13	H	Gonzaga	70 68	36	H	California	52 70	51	A	Utah	67 78	124	A	Pepperdine	65 79				
				43	N	TCU	61 58	81	A	Pacific	77 74	124	H	Pepperdine	83 58				
				45	A	Saint Mary's (CA)	74 73	81	H	Pacific	75 49	161	H	Portland	79 71				
				45	H	Saint Mary's (CA)	75 78	99	A	Loyola Marymount	58 61	165	H	UC Riverside	72 70				
								99	H	Loyola Marymount	55 44	183	A	Santa Clara	54 44				
								100	H	Northern Colo.	70 50	198	H	Eastern Wash.	80 65				
												221	A	Utah St.	62 57				
												241	A	San Francisco	67 59				
												248	H	Colorado St.	51 42				
												257	A	San Diego	65 56				
												262	N	California Baptist	76 69				
												272	A	Southern Utah	64 67				
												282	A	Utah Valley	77 51				
LAST 12 Division I GAMES:																			
				81	H	Pacific	75 49	13	H	Gonzaga	70 68								
				45	H	Saint Mary's (CA)	75 78	45	A	Saint Mary's (CA)	74 73								
				124	A	Pepperdine	65 79	81	A	Pacific	77 74								
				99	A	Loyola Marymount	58 61	99	H	Loyola Marymount	55 44								
				257	A	San Diego	65 56	124	H	Pepperdine	83 58								
				161	H	Portland	79 71	241	A	San Francisco	67 59								

Non-Div I Games:

BYU

■ Loss,
 ■ Non-Conf,
 ■ S Site,
 ■ H Home
 ■ A Away
 N Neutral

Average RPI Win:	182	WON-LOST	WINNING	LAST 10	STRENGTH OF	OPP. STRENGTH	TEAM	ADJ.	CONF.	ADJ CONF.
Average RPI Loss:	83	RECORD	PCT. RANK	GAMES	SCHEDULE	OF SCHEDULE	RPI	RPI	RPI	RPI
DIV. I ONLY	6- 15	284	0- 1	36	81	181	181	7	7	
DIV. I NON-CONF.	4- 7	228	0- 0	119	45	204	204	8	8	
TOTALS	RPI 1-25	RPI 26-50	W-L RECORDS	RPI 51-100	RPI 101-150	RPI 150+				
6- 15	0- 1	0- 4	OVERALL	2- 7	1- 1	3- 2				
5- 5	0- 0	0- 1	HOME	2- 2	0- 0	3- 2				
1- 7	0- 1	0- 3	AWAY	0- 3	1- 0	0- 0				
0- 3	0- 0	0- 0	NEUTRAL	0- 2	0- 1	0- 0				
4- 7	0- 0	0- 1	NON-CONFERENCE	1- 4	1- 1	2- 1				
3- 2	0- 0	0- 0	HOME	1- 1	0- 0	2- 1				
1- 2	0- 0	0- 1	AWAY	0- 1	1- 0	0- 0				
0- 3	0- 0	0- 0	NEUTRAL	0- 2	0- 1	0- 0				
2- 8	0- 1	0- 3	CONFERENCE	1- 3	0- 0	1- 1				
2- 3	0- 0	0- 1	HOME	1- 1	0- 0	1- 1				
0- 5	0- 1	0- 2	AWAY	0- 2	0- 0	0- 0				
0- 0	0- 0	0- 0	NEUTRAL	0- 0	0- 0	0- 0				

RPI 1-25				RPI 26-50				RPI 51-100				RPI 101+ Team's RPI: 181			
RPI	S	Opponent	Score	RPI	S	Opponent	Score	RPI	S	Opponent	Score	RPI	S	Opponent	Score
25	A	Buffalo	65 77	27	A	Central Mich.	63 81	52	H	Purdue	38 80	128	A	Western Ky.	86 83
				32	A	Ohio	62 94	62	A	Miami (OH)	57 60	129	N	Fordham	70 78
				32	H	Ohio	75 90	63	A	Missouri St.	54 74	177	H	Vanderbilt	43 60
				44	A	Butler	47 64	66	N	Quinnipiac	66 69	231	H	Bowling Green	77 70
								74	N	Duke	62 79	270	H	Cleveland St.	67 62
								85	H	Kent St.	48 44	283	H	Western Mich.	62 65
								86	H	Cincinnati	75 63	290	H	Tennessee St.	90 51
								87	A	Toledo	58 65				
								98	H	Northern Ill.	83 93				
LAST 12 Division I GAMES:															
27	A	Central Mich.	63 81	85	H	Kent St.	48 44								
66	N	Quinnipiac	66 69	62	A	Miami (OH)	57 60								
74	N	Duke	62 79	25	A	Buffalo	65 77								
98	H	Northern Ill.	83 93	32	H	Ohio	75 90								
32	A	Ohio	62 94	231	H	Bowling Green	77 70								
283	H	Western Mich.	62 65	87	A	Toledo	58 65								

Non-Div I Games: Urbana 99 62

Ball St.

■ Loss,
 ■ Non-Conf,
 ■ S Site,
 ■ H Home
 ■ A Away
 N Neutral

Average RPI Win: 95		WON-LOST	WINNING	LAST 10	STRENGTH OF	OPP. STRENGTH	TEAM	ADJ.	CONF.	ADJ CONF.
Average RPI Loss: 5		RECORD	PCT. RANK	GAMES	SCHEDULE	OF SCHEDULE	RPI	RPI	RPI	RPI
DIV. I ONLY		21- 1	4	1- 0	5	20	2	2	3	3
DIV. I NON-CONF.		10- 1	17	0- 0	12	16	4	4	3	3
TOTALS		RPI 1-25	RPI 26-50		W-L RECORDS		RPI 51-100	RPI 101-150	RPI 150+	
21- 1	4- 1	4- 0		OVERALL		3- 0	5- 0	5- 0		
11- 0	2- 0	1- 0		HOME		2- 0	2- 0	4- 0		
8- 1	2- 1	2- 0		AWAY		0- 0	3- 0	1- 0		
2- 0	0- 0	1- 0		NEUTRAL		1- 0	0- 0	0- 0		
10- 1	3- 1	1- 0		NON-CONFERENCE		1- 0	1- 0	4- 0		
6- 0	1- 0	0- 0		HOME		0- 0	1- 0	4- 0		
2- 1	2- 1	0- 0		AWAY		0- 0	0- 0	0- 0		
2- 0	0- 0	1- 0		NEUTRAL		1- 0	0- 0	0- 0		
11- 0	1- 0	3- 0		CONFERENCE		2- 0	4- 0	1- 0		
5- 0	1- 0	1- 0		HOME		2- 0	1- 0	0- 0		
6- 0	0- 0	2- 0		AWAY		0- 0	3- 0	1- 0		
0- 0	0- 0	0- 0		NEUTRAL		0- 0	0- 0	0- 0		

RPI 1-25				Team's RPI: 2		RPI 26-50				RPI 51-100				RPI 101+			
RPI	S	Opponent	Score	RPI	S	Opponent	Score	RPI	S	Opponent	Score	RPI	S	Opponent	Score		
5	A	Stanford	63 68	28	N	South Dakota St.	72 66	54	H	Kansas St.	65 50	102	A	Oklahoma St.	66 58		
6	H	UConn	68 57	29	A	Texas	74 68	70	H	West Virginia	79 47	118	A	Kansas	94 68		
10	H	Iowa St.	84 69	43	A	TCU	79 55	92	N	Georgetown	67 46	121	H	Morehead St.	96 58		
15	A	South Carolina	94 69	43	H	TCU	89 71					137	A	Texas Tech	73 56		
18	A	Arizona St.	65 59									137	H	Texas Tech	96 37		
												162	A	Oklahoma	74 53		
												179	H	Nicholls St.	100 39		
												182	H	Southern U.	94 49		
												219	H	UTRGV	98 37		
												220	H	Saint Francis (PA)	116 58		
LAST 12 Division I GAMES:																	
				43	H	TCU	89 71	70	H	West Virginia	79 47						
				29	A	Texas	74 68	118	A	Kansas	94 68						
				137	H	Texas Tech	96 37	43	A	TCU	79 55						
				102	A	Oklahoma St.	66 58	54	H	Kansas St.	65 50						
				162	A	Oklahoma	74 53	137	A	Texas Tech	73 56						
				10	H	Iowa St.	84 69	6	H	UConn	68 57						

Average RPI Win:	206	WON-LOST	WINNING	LAST 10	STRENGTH OF	OPP. STRENGTH	TEAM	ADJ.	CONF.	ADJ CONF.
Average RPI Loss:	70	RECORD	PCT. RANK	GAMES	SCHEDULE	OF SCHEDULE	RPI	RPI	RPI	RPI
DIV. I ONLY	18- 5	32	1- 0	158	137	64	64	22	22	
DIV. I NON-CONF.	7- 4	108	0- 0	79	32	45	45	21	21	
TOTALS	RPI 1-25	RPI 26-50	W-L RECORDS	RPI 51-100	RPI 101-150	RPI 150+				
18- 5	0- 1	0- 0	OVERALL	2- 3	5- 1	11- 0				
9- 2	0- 0	0- 0	HOME	0- 1	3- 1	6- 0				
9- 3	0- 1	0- 0	AWAY	2- 2	2- 0	5- 0				
0- 0	0- 0	0- 0	NEUTRAL	0- 0	0- 0	0- 0				
7- 4	0- 1	0- 0	NON-CONFERENCE	2- 3	2- 0	3- 0				
3- 1	0- 0	0- 0	HOME	0- 1	1- 0	2- 0				
4- 3	0- 1	0- 0	AWAY	2- 2	1- 0	1- 0				
0- 0	0- 0	0- 0	NEUTRAL	0- 0	0- 0	0- 0				
11- 1	0- 0	0- 0	CONFERENCE	0- 0	3- 1	8- 0				
6- 1	0- 0	0- 0	HOME	0- 0	2- 1	4- 0				
5- 0	0- 0	0- 0	AWAY	0- 0	1- 0	4- 0				
0- 0	0- 0	0- 0	NEUTRAL	0- 0	0- 0	0- 0				

RPI 1-25				RPI 26-50				RPI 51-100 Team's RPI: 64				RPI 101+			
RPI	S	Opponent	Score	RPI	S	Opponent	Score	RPI	S	Opponent	Score	RPI	S	Opponent	Score
12	A	NC State	62 77					56	A	Middle Tenn.	45 38	121	A	Morehead St.	77 57
								58	A	Clemson	62 65	121	H	Morehead St.	77 50
								61	A	Tennessee	76 84	130	H	Tennessee Tech	72 77
								76	A	Wright St.	79 63	134	H	UT Martin	100 86
								87	H	Toledo	69 78	142	A	Chattanooga	67 51
												149	H	Tulsa	78 53
												174	H	Arkansas St.	74 55
												201	A	Jacksonville St.	64 41
												201	H	Jacksonville St.	66 52
												222	H	Southeast Mo. St.	91 57
												279	A	Northern Ky.	71 53
												281	A	Murray St.	65 58
												287	A	Austin Peay	80 62
												290	H	Tennessee St.	80 46
												323	H	Lipscomb	83 43
												327	A	Eastern Ky.	87 52
												327	H	Eastern Ky.	69 43
LAST 12 Division I GAMES:															
121	A	Morehead St.	77 57	290	H	Tennessee St.	80 46								
327	A	Eastern Ky.	87 52	201	A	Jacksonville St.	64 41								
134	H	UT Martin	100 86	327	H	Eastern Ky.	69 43								
222	H	Southeast Mo. St.	91 57	121	H	Morehead St.	77 50								
287	A	Austin Peay	80 62	130	H	Tennessee Tech	72 77								
281	A	Murray St.	65 58	201	H	Jacksonville St.	66 52								

Non-Div I Games:

Belmont

Average RPI Win:	293	WON-LOST	WINNING	LAST 10	STRENGTH OF	OPP. STRENGTH	TEAM	ADJ.	CONF.	ADJ CONF.
Average RPI Loss:	205	RECORD	PCT. RANK	GAMES	SCHEDULE	OF SCHEDULE	RPI	RPI	RPI	RPI
DIV. I ONLY	12- 9	134	1- 0	344	326	239	239	32	32	
DIV. I NON-CONF.	5- 5	162	0- 0	332	211	239	239	32	32	
TOTALS	RPI 1-25	RPI 26-50	W-L RECORDS	RPI 51-100	RPI 101-150	RPI 150+				
12- 9	0- 0	0- 0	OVERALL	0- 0	0- 1	12- 8				
7- 2	0- 0	0- 0	HOME	0- 0	0- 0	7- 2				
4- 7	0- 0	0- 0	AWAY	0- 0	0- 1	4- 6				
1- 0	0- 0	0- 0	NEUTRAL	0- 0	0- 0	1- 0				
5- 5	0- 0	0- 0	NON-CONFERENCE	0- 0	0- 1	5- 4				
3- 0	0- 0	0- 0	HOME	0- 0	0- 0	3- 0				
1- 5	0- 0	0- 0	AWAY	0- 0	0- 1	1- 4				
1- 0	0- 0	0- 0	NEUTRAL	0- 0	0- 0	1- 0				
7- 4	0- 0	0- 0	CONFERENCE	0- 0	0- 0	7- 4				
4- 2	0- 0	0- 0	HOME	0- 0	0- 0	4- 2				
3- 2	0- 0	0- 0	AWAY	0- 0	0- 0	3- 2				
0- 0	0- 0	0- 0	NEUTRAL	0- 0	0- 0	0- 0				

RPI 1-25			RPI 26-50			RPI 51-100			RPI 101+ Team's RPI: 239		
RPI	S	Opponent	Score	RPI	S	Opponent	Score	RPI	S	Opponent	Score
								146	A	South Fla.	39 88
								153	A	Charlotte	69 73
								155	A	Georgia St.	57 62
								178	H	UMES	52 64
								210	A	Florida	53 64
								218	H	N.C. A&T	48 72
								229	A	Howard	40 61
								229	H	Howard	76 63
								232	H	Liberty	81 76
								236	A	Jacksonville	58 56
								269	A	Norfolk St.	50 57
								269	H	Norfolk St.	65 58
								274	H	North Florida	76 60
								288	A	Ga. Southern	76 77
								295	A	Morgan St.	73 69
								298	N	Kennesaw St.	64 61
								325	H	FIU	68 57
								326	A	Coppin St.	71 65
								342	A	N.C. Central	67 50
								342	H	N.C. Central	72 54
								346	H	Delaware St.	67 55
LAST 12 Division I GAMES:											
229	H	Howard	76 63	178	H	UMES	52 64				
269	H	Norfolk St.	65 58	346	H	Delaware St.	67 55				
218	H	N.C. A&T	48 72	269	A	Norfolk St.	50 57				
342	H	N.C. Central	72 54	229	A	Howard	40 61				
326	A	Coppin St.	71 65	342	A	N.C. Central	67 50				
295	A	Morgan St.	73 69	153	A	Charlotte	69 73				

Non-Div I Games: Flagler 74 59 Edward Waters 73 46

Bethune-Cookman

Loss, Non-Conf, S Site, H Home A Away N Neutral

Binghamton

Through Games Of Feb. 11, 2019

Average RPI Win:	280	WON-LOST	WINNING	LAST 10	STRENGTH OF	OPP. STRENGTH	TEAM	ADJ.	CONF.	ADJ CONF.
Average RPI Loss:	172	RECORD	PCT. RANK	GAMES	SCHEDULE	OF SCHEDULE	RPI	RPI	RPI	RPI
DIV. I ONLY	7- 15	268	0- 1	173	288	265	265	23	23	
DIV. I NON-CONF.	3- 8	267	0- 0	93	254	245	245	25	25	
TOTALS	RPI 1-25	RPI 26-50	W-L RECORDS	RPI 51-100	RPI 101-150	RPI 150+				
7- 15	0- 2	0- 1	OVERALL	0- 1	1- 0	6- 11				
5- 6	0- 0	0- 0	HOME	0- 0	1- 0	4- 6				
2- 9	0- 2	0- 1	AWAY	0- 1	0- 0	2- 5				
0- 0	0- 0	0- 0	NEUTRAL	0- 0	0- 0	0- 0				
3- 8	0- 2	0- 1	NON-CONFERENCE	0- 0	0- 0	3- 5				
3- 2	0- 0	0- 0	HOME	0- 0	0- 0	3- 2				
0- 6	0- 2	0- 1	AWAY	0- 0	0- 0	0- 3				
0- 0	0- 0	0- 0	NEUTRAL	0- 0	0- 0	0- 0				
4- 7	0- 0	0- 0	CONFERENCE	0- 1	1- 0	3- 6				
2- 4	0- 0	0- 0	HOME	0- 0	1- 0	1- 4				
2- 3	0- 0	0- 0	AWAY	0- 1	0- 0	2- 2				
0- 0	0- 0	0- 0	NEUTRAL	0- 0	0- 0	0- 0				

RPI 1-25				RPI 26-50				RPI 51-100				RPI 101+ Team's RPI: 265			
RPI	S	Opponent	Score	RPI	S	Opponent	Score	RPI	S	Opponent	Score	RPI	S	Opponent	Score
1	A	Notre Dame	53 103	32	A	Ohio	49 86	75	A	Maine	66 95	107	H	Hartford	73 62
8	A	Marquette	40 93									151	H	Lehigh	55 65
												159	A	Stony Brook	53 68
												159	H	Stony Brook	56 65
												176	H	Rider	57 62
												200	A	Dartmouth	39 63
												238	A	Niagara	72 79
												240	A	Albany (NY)	56 61
												240	H	Albany (NY)	62 71
												276	H	Vermont	57 58
												277	H	Cornell	72 61
												300	H	Army West Point	60 47
												301	H	UMBC	67 45
												311	A	Lafayette	50 59
												312	A	New Hampshire	71 62
												312	H	New Hampshire	53 54
												321	A	UMass Lowell	70 50
												344	H	Fairleigh Dickinson	73 54
LAST 12 Division I GAMES:															
312	H	New Hampshire	53 54	276	H	Vermont	57 58	301	H	UMBC	67 45				
159	A	Stony Brook	53 68	159	H	Stony Brook	56 65	312	A	New Hampshire	71 62				
240	H	Albany (NY)	62 71	240	A	Albany (NY)	56 61	200	A	Dartmouth	39 63				
107	H	Hartford	73 62												
75	A	Maine	66 95												
321	A	UMass Lowell	70 50												

Non-Div I Games: Charleston (WV) 69 62 Caldwell 73 54

Binghamton

Loss, Non-Conf, S Site, H Home A Away N Neutral

Average RPI Win:	197	WON-LOST	WINNING	LAST 10	STRENGTH OF	OPP. STRENGTH	TEAM	ADJ.	CONF.	ADJ CONF.
Average RPI Loss:	57	RECORD	PCT. RANK	GAMES	SCHEDULE	OF SCHEDULE	RPI	RPI	RPI	RPI
DIV. I ONLY	17- 3	16	1- 0	254	77	65	65	15	15	
DIV. I NON-CONF.	7- 2	58	1- 0	181	10	61	61	13	13	
TOTALS	RPI 1-25	RPI 26-50	W-L RECORDS	RPI 51-100	RPI 101-150	RPI 150+				
17- 3	0- 1	1- 1	OVERALL	2- 0	2- 1	12- 0				
8- 1	0- 1	1- 0	HOME	0- 0	0- 0	7- 0				
6- 2	0- 0	0- 1	AWAY	0- 0	2- 1	4- 0				
3- 0	0- 0	0- 0	NEUTRAL	2- 0	0- 0	1- 0				
7- 2	0- 1	0- 0	NON-CONFERENCE	2- 0	1- 1	4- 0				
3- 1	0- 1	0- 0	HOME	0- 0	0- 0	3- 0				
1- 1	0- 0	0- 0	AWAY	0- 0	1- 1	0- 0				
3- 0	0- 0	0- 0	NEUTRAL	2- 0	0- 0	1- 0				
10- 1	0- 0	1- 1	CONFERENCE	0- 0	1- 0	8- 0				
5- 0	0- 0	1- 0	HOME	0- 0	0- 0	4- 0				
5- 1	0- 0	0- 1	AWAY	0- 0	1- 0	4- 0				
0- 0	0- 0	0- 0	NEUTRAL	0- 0	0- 0	0- 0				

RPI 1-25				RPI 26-50				RPI 51-100 Team's RPI: 65				RPI 101+			
RPI	S	Opponent	Score	RPI	S	Opponent	Score	RPI	S	Opponent	Score	RPI	S	Opponent	Score
3	H	Louisville	55 74	47	A	Wyoming	52 64	83	N	UNI	61 60	113	A	Fresno St.	72 60
				47	H	Wyoming	72 64	89	N	Idaho	91 85	122	A	Washington St.	71 95
												145	A	Washington	73 69
												158	H	CSUN	74 63
												198	H	Eastern Wash.	67 55
												202	A	San Diego St.	69 66
												215	A	UNLV	64 57
												220	N	Saint Francis (PA)	78 64
												234	A	Nevada	75 74
												234	H	Nevada	80 65
												248	H	Colorado St.	70 57
												251	H	Air Force	79 48
												272	H	Southern Utah	88 53
												324	A	San Jose St.	83 69
												324	H	San Jose St.	99 68
LAST 12 Division I GAMES:															
145	A	Washington	73 69	251	H	Air Force	79 48								
324	A	San Jose St.	83 69	113	A	Fresno St.	72 60								
215	A	UNLV	64 57	234	A	Nevada	75 74								
234	H	Nevada	80 65	324	H	San Jose St.	99 68								
248	H	Colorado St.	70 57	202	A	San Diego St.	69 66								
47	A	Wyoming	52 64	47	H	Wyoming	72 64								

Non-Div I Games: Southern Ore. 91 46 Northwest Chrst. 93 26

Boise St.

Loss, Non-Conf, S Site, H Home A Away N Neutral

Average RPI Win:	202	WON-LOST	WINNING	LAST 10	STRENGTH OF	OPP. STRENGTH	TEAM	ADJ.	CONF.	ADJ CONF.
Average RPI Loss:	50	RECORD	PCT. RANK	GAMES	SCHEDULE	OF SCHEDULE	RPI	RPI	RPI	RPI
DIV. I ONLY	14- 10	130	1- 0	75	72	105	105	1	1	
DIV. I NON-CONF.	11- 2	32	1- 0	222	309	103	103	1	1	
TOTALS	RPI 1-25	RPI 26-50	W-L RECORDS	RPI 51-100	RPI 101-150	RPI 150+				
14- 10	0- 5	0- 1	OVERALL	1- 2	4- 2	9- 0				
8- 6	0- 2	0- 1	HOME	1- 1	1- 2	6- 0				
4- 4	0- 3	0- 0	AWAY	0- 1	3- 0	1- 0				
2- 0	0- 0	0- 0	NEUTRAL	0- 0	0- 0	2- 0				
11- 2	0- 0	0- 0	NON-CONFERENCE	0- 0	2- 2	9- 0				
7- 2	0- 0	0- 0	HOME	0- 0	1- 2	6- 0				
2- 0	0- 0	0- 0	AWAY	0- 0	1- 0	1- 0				
2- 0	0- 0	0- 0	NEUTRAL	0- 0	0- 0	2- 0				
3- 8	0- 5	0- 1	CONFERENCE	1- 2	2- 0	0- 0				
1- 4	0- 2	0- 1	HOME	1- 1	0- 0	0- 0				
2- 4	0- 3	0- 0	AWAY	0- 1	2- 0	0- 0				
0- 0	0- 0	0- 0	NEUTRAL	0- 0	0- 0	0- 0				

RPI 1-25				RPI 26-50				RPI 51-100				RPI 101+ Team's RPI: 105			
RPI	S	Opponent	Score	RPI	S	Opponent	Score	RPI	S	Opponent	Score	RPI	S	Opponent	Score
1	A	Notre Dame	63 92	42	H	Georgia Tech	76 81	71	H	Virginia Tech	86 95	101	A	Houston	64 57
9	A	Syracuse	69 96					74	H	Duke	92 90	112	H	Minnesota	69 77
12	H	NC State	69 85					96	A	Virginia	77 79	117	H	Providence	57 61
16	H	Florida St.	71 91									119	A	Wake Forest	65 64
23	A	Miami (FL)	73 76									127	A	Pittsburgh	59 55
												143	H	Boston U.	78 51
												176	N	Rider	112 61
												200	H	Dartmouth	99 68
												208	H	Holy Cross	89 63
												228	A	Rhode Island	88 64
												242	H	Campbell	76 56
												263	H	Columbia	74 60
												307	H	Bryant	83 46
												308	N	Loyola Maryland	73 47
												328	H	Saint Peter's	89 57
LAST 12 Division I GAMES:															
176	N	Rider	112 61	1	A	Notre Dame	63 92								
9	A	Syracuse	69 96	16	H	Florida St.	71 91								
96	A	Virginia	77 79	127	A	Pittsburgh	59 55								
71	H	Virginia Tech	86 95	119	A	Wake Forest	65 64								
74	H	Duke	92 90	12	H	NC State	69 85								
23	A	Miami (FL)	73 76	42	H	Georgia Tech	76 81								

Non-Div I Games:

Boston College

■ Loss,
 ■ Non-Conf,
 ■ S Site,
 ■ H Home
 ■ A Away
 N Neutral

Average RPI Win:	224	WON-LOST	WINNING	LAST 10	STRENGTH OF	OPP. STRENGTH	TEAM	ADJ.	CONF.	ADJ CONF.
Average RPI Loss:	141	RECORD	PCT. RANK	GAMES	SCHEDULE	OF SCHEDULE	RPI	RPI	RPI	RPI
DIV. I ONLY	11- 10	154	1- 0	133	239	143	143	19	19	
DIV. I NON-CONF.	4- 6	212	0- 0	194	235	222	222	22	22	
TOTALS	RPI 1-25	RPI 26-50	W-L RECORDS	RPI 51-100	RPI 101-150	RPI 150+				
11- 10	0- 0	1- 1	OVERALL	0- 3	0- 2	10- 4				
6- 3	0- 0	0- 1	HOME	0- 1	0- 0	6- 1				
5- 7	0- 0	1- 0	AWAY	0- 2	0- 2	4- 3				
0- 0	0- 0	0- 0	NEUTRAL	0- 0	0- 0	0- 0				
4- 6	0- 0	0- 0	NON-CONFERENCE	0- 2	0- 2	4- 2				
4- 0	0- 0	0- 0	HOME	0- 0	0- 0	4- 0				
0- 6	0- 0	0- 0	AWAY	0- 2	0- 2	0- 2				
0- 0	0- 0	0- 0	NEUTRAL	0- 0	0- 0	0- 0				
7- 4	0- 0	1- 1	CONFERENCE	0- 1	0- 0	6- 2				
2- 3	0- 0	0- 1	HOME	0- 1	0- 0	2- 1				
5- 1	0- 0	1- 0	AWAY	0- 0	0- 0	4- 1				
0- 0	0- 0	0- 0	NEUTRAL	0- 0	0- 0	0- 0				

RPI 1-25				RPI 26-50				RPI 51-100				RPI 101+				Team's RPI: 143	
RPI	S	Opponent	Score	RPI	S	Opponent	Score	RPI	S	Opponent	Score	RPI	S	Opponent	Score		
				46	A	Bucknell	70 62	78	A	Northeastern	51 81	105	A	Boston College	51 78		
				46	H	Bucknell	58 62	84	A	Harvard	47 67	147	A	Marist	57 68		
								95	H	American	51 64	151	A	Lehigh	52 48		
												151	H	Lehigh	58 45		
												152	H	Delaware	72 61		
												197	A	Massachusetts	55 66		
												200	A	Dartmouth	44 64		
												203	A	Navy	49 35		
												208	A	Holy Cross	69 75		
												227	H	Brown	72 51		
												247	H	Colgate	72 81		
												300	H	Army West Point	63 51		
												307	H	Bryant	67 65		
												308	A	Loyola Maryland	64 62		
												311	A	Lafayette	47 44		
												312	H	New Hampshire	60 39		
LAST 12 Division I GAMES:																	
				151	A	Lehigh	52 48	247	H	Colgate	72 81						
				46	H	Bucknell	58 62	151	H	Lehigh	58 45						
				311	A	Lafayette	47 44	308	A	Loyola Maryland	64 62						
				203	A	Navy	49 35	46	A	Bucknell	70 62						
				95	H	American	51 64	300	H	Army West Point	63 51						
				208	A	Holy Cross	69 75	84	A	Harvard	47 67						

Non-Div I Games:

Boston U.

■ Loss,
 ■ Non-Conf,
 ■ S Site,
 ■ H Home
 ■ A Away
 N Neutral

Bowling Green

Through Games Of Feb. 11, 2019

Average RPI Win:	267	WON-LOST	WINNING	LAST 10	STRENGTH OF	OPP. STRENGTH	TEAM	ADJ.	CONF.	ADJ CONF.
Average RPI Loss:	127	RECORD	PCT. RANK	GAMES	SCHEDULE	OF SCHEDULE	RPI	RPI	RPI	RPI
DIV. I ONLY	6- 14	279	0- 1	111	224	231	231	7	7	
DIV. I NON-CONF.	6- 4	125	0- 0	198	331	148	148	8	8	
TOTALS	RPI 1-25	RPI 26-50	W-L RECORDS	RPI 51-100	RPI 101-150	RPI 150+				
6- 14	0- 1	0- 1	OVERALL	0- 5	0- 1	6- 6				
4- 5	0- 0	0- 1	HOME	0- 3	0- 0	4- 1				
2- 8	0- 1	0- 0	AWAY	0- 2	0- 1	2- 4				
0- 1	0- 0	0- 0	NEUTRAL	0- 0	0- 0	0- 1				
6- 4	0- 1	0- 0	NON-CONFERENCE	0- 0	0- 0	6- 3				
4- 0	0- 0	0- 0	HOME	0- 0	0- 0	4- 0				
2- 3	0- 1	0- 0	AWAY	0- 0	0- 0	2- 2				
0- 1	0- 0	0- 0	NEUTRAL	0- 0	0- 0	0- 1				
0- 10	0- 0	0- 1	CONFERENCE	0- 5	0- 1	0- 3				
0- 5	0- 0	0- 1	HOME	0- 3	0- 0	0- 1				
0- 5	0- 0	0- 0	AWAY	0- 2	0- 1	0- 2				
0- 0	0- 0	0- 0	NEUTRAL	0- 0	0- 0	0- 0				

RPI 1-25				RPI 26-50				RPI 51-100				RPI 101+ Team's RPI: 231			
RPI	S	Opponent	Score	RPI	S	Opponent	Score	RPI	S	Opponent	Score	RPI	S	Opponent	Score
20	A	Michigan St.	69 99	32	H	Ohio	79 82	62	H	Miami (OH)	75 82	136	A	Akron	71 74
								87	A	Toledo	56 76	157	N	Mercer	63 76
								87	H	Toledo	65 79	171	A	Xavier	49 65
								98	A	Northern Ill.	47 88	181	A	Ball St.	70 77
								98	H	Northern Ill.	52 66	184	A	Eastern Mich.	74 81
												186	A	Coastal Caro.	80 81
												217	H	Robert Morris	61 60
												226	H	Marshall	99 76
												250	H	Loyola Chicago	88 74
												280	A	Canisius	74 53
												283	H	Western Mich.	82 84
												292	A	Valparaiso	79 72
												338	H	Detroit Mercy	79 73
LAST 12 Division I GAMES:															
				62	H	Miami (OH)	75 82			98	H	Northern Ill.	52 66		
				98	A	Northern Ill.	47 88			136	A	Akron	71 74		
				87	A	Toledo	56 76			181	A	Ball St.	70 77		
				32	H	Ohio	79 82			283	H	Western Mich.	82 84		
				184	A	Eastern Mich.	74 81			292	A	Valparaiso	79 72		
				87	H	Toledo	65 79			338	H	Detroit Mercy	79 73		

Non-Div I Games: Davis & Elkins 63 28

Bowling Green

■ Loss,
 ■ Non-Conf,
 ■ S Site,
 ■ H Home
 ■ A Away
 N Neutral

Average RPI Win: 251	WON-LOST	WINNING	LAST 10	STRENGTH OF	OPP. STRENGTH	TEAM	ADJ.	CONF.	ADJ CONF.
Average RPI Loss: 102	RECORD	PCT. RANK	GAMES	SCHEDULE	OF SCHEDULE	RPI	RPI	RPI	RPI
DIV. I ONLY	16- 5	41	1- 0	322	174	156	156	13	13
DIV. I NON-CONF.	9- 1	29	1- 0	345	231	136	136	15	15
TOTALS	RPI 1-25	RPI 26-50	W-L RECORDS	RPI 51-100	RPI 101-150	RPI 150+			
16- 5	0- 1	0- 0	OVERALL	0- 3	0- 0	16- 1			
8- 3	0- 1	0- 0	HOME	0- 2	0- 0	8- 0			
7- 2	0- 0	0- 0	AWAY	0- 1	0- 0	7- 1			
1- 0	0- 0	0- 0	NEUTRAL	0- 0	0- 0	1- 0			
9- 1	0- 0	0- 0	NON-CONFERENCE	0- 1	0- 0	9- 0			
5- 0	0- 0	0- 0	HOME	0- 0	0- 0	5- 0			
3- 1	0- 0	0- 0	AWAY	0- 1	0- 0	3- 0			
1- 0	0- 0	0- 0	NEUTRAL	0- 0	0- 0	1- 0			
7- 4	0- 1	0- 0	CONFERENCE	0- 2	0- 0	7- 1			
3- 3	0- 1	0- 0	HOME	0- 2	0- 0	3- 0			
4- 1	0- 0	0- 0	AWAY	0- 0	0- 0	4- 1			
0- 0	0- 0	0- 0	NEUTRAL	0- 0	0- 0	0- 0			

RPI 1-25				RPI 26-50				RPI 51-100				RPI 101+ Team's RPI: 156			
RPI	S	Opponent	Score	RPI	S	Opponent	Score	RPI	S	Opponent	Score	RPI	S	Opponent	Score
22	H	Drake	63 92					52	A	Purdue	61 74	152	N	Delaware	59 47
								63	H	Missouri St.	56 68	160	H	Southern Ill.	58 53
								83	H	UNI	78 81	173	A	Indiana St.	61 45
												173	H	Indiana St.	81 80
												190	A	Illinois St.	79 68
												215	H	Western Ill.	82 68
												222	H	Southeast Mo. St.	85 79
												250	A	Loyola Chicago	69 56
												270	A	Cleveland St.	67 65
												271	H	Eastern Ill.	67 64
												292	A	Valparaiso	73 76
												294	A	Fla. Atlantic	80 59
												302	H	Oakland	73 64
												317	A	Omaha	80 60
												336	A	Evansville	75 68
												336	H	Evansville	81 63
												348	H	Chicago St.	89 59
LAST 12 Division I GAMES:															
294	A	Fla. Atlantic	80 59	160	H	Southern Ill.	58 53								
336	H	Evansville	81 63	63	H	Missouri St.	56 68								
173	H	Indiana St.	81 80	173	A	Indiana St.	61 45								
250	A	Loyola Chicago	69 56	336	A	Evansville	75 68								
292	A	Valparaiso	73 76	83	H	UNI	78 81								
190	A	Illinois St.	79 68	22	H	Drake	63 92								

Non-Div I Games: Rockhurst 83 40

Bradley

■ Loss,
 ■ Non-Conf,
 ■ S Site,
 ■ H Home
 ■ A Away
 N Neutral

Average RPI Win:	265	WON-LOST	WINNING	LAST 10	STRENGTH OF	OPP. STRENGTH	TEAM	ADJ.	CONF.	ADJ CONF.
Average RPI Loss:	126	RECORD	PCT. RANK	GAMES	SCHEDULE	OF SCHEDULE	RPI	RPI	RPI	RPI
DIV. I ONLY	7- 13	251	0- 1	169	217	227	227	11	11	
DIV. I NON-CONF.	6- 8	199	0- 1	276	278	234	234	11	11	
TOTALS	RPI 1-25	RPI 26-50	W-L RECORDS	RPI 51-100	RPI 101-150	RPI 150+				
7- 13	0- 1	0- 1	OVERALL	1- 6	0- 1	6- 4				
4- 4	0- 0	0- 1	HOME	1- 1	0- 0	3- 2				
2- 9	0- 1	0- 0	AWAY	0- 5	0- 1	2- 2				
1- 0	0- 0	0- 0	NEUTRAL	0- 0	0- 0	1- 0				
6- 8	0- 1	0- 1	NON-CONFERENCE	0- 2	0- 1	6- 3				
3- 2	0- 0	0- 1	HOME	0- 0	0- 0	3- 1				
2- 6	0- 1	0- 0	AWAY	0- 2	0- 1	2- 2				
1- 0	0- 0	0- 0	NEUTRAL	0- 0	0- 0	1- 0				
1- 5	0- 0	0- 0	CONFERENCE	1- 4	0- 0	0- 1				
1- 2	0- 0	0- 0	HOME	1- 1	0- 0	0- 1				
0- 3	0- 0	0- 0	AWAY	0- 3	0- 0	0- 0				
0- 0	0- 0	0- 0	NEUTRAL	0- 0	0- 0	0- 0				

RPI 1-25				RPI 26-50				RPI 51-100				RPI 101+ Team's RPI: 227			
RPI	S	Opponent	Score	RPI	S	Opponent	Score	RPI	S	Opponent	Score	RPI	S	Opponent	Score
19	A	Rutgers	52 73	46	H	Bucknell	78 91	72	A	Penn	43 83	143	A	Boston U.	51 72
								73	A	Yale	72 84	197	H	Massachusetts	61 90
								73	H	Yale	86 71	200	H	Dartmouth	61 81
								75	A	Maine	96 102	208	A	Holy Cross	89 85
								84	H	Harvard	83 100	228	A	Rhode Island	67 72
								93	A	Princeton	74 93	299	H	Central Conn. St.	68 63
								98	A	Northern Ill.	102 109	306	H	Fairfield	68 49
												307	A	Bryant	57 75
												307	N	Bryant	84 68
												312	H	New Hampshire	76 70
												348	A	Chicago St.	90 65
LAST 12 Division I GAMES:															
228	A	Rhode Island	67 72	73	H	Yale	86 71	19	A	Rutgers	52 73				
93	A	Princeton	74 93	98	A	Northern Ill.	102 109	348	A	Chicago St.	90 65				
72	A	Penn	43 83	75	A	Maine	96 102	307	N	Bryant	84 68				
84	H	Harvard	83 100												
200	H	Dartmouth	61 81												
73	A	Yale	72 84												

Non-Div I Games: Johnson & Wales (RI) 78 46 Adelphi 75 62

Brown

Average RPI Win: 281	WON-LOST	WINNING	LAST 10	STRENGTH OF	OPP. STRENGTH	TEAM	ADJ.	CONF.	ADJ CONF.
Average RPI Loss: 197	RECORD	PCT. RANK	GAMES	SCHEDULE	OF SCHEDULE	RPI	RPI	RPI	RPI
DIV. I ONLY	6- 16	289	0- 1	278	316	307	307	31	31
DIV. I NON-CONF.	2- 9	297	0- 1	197	224	293	293	31	31
TOTALS	RPI 1-25	RPI 26-50	W-L RECORDS	RPI 51-100	RPI 101-150	RPI 150+			
6- 16	0- 0	0- 0	OVERALL	0- 2	0- 4	6- 10			
4- 4	0- 0	0- 0	HOME	0- 1	0- 0	4- 3			
2- 10	0- 0	0- 0	AWAY	0- 1	0- 3	2- 6			
0- 2	0- 0	0- 0	NEUTRAL	0- 0	0- 1	0- 1			
2- 9	0- 0	0- 0	NON-CONFERENCE	0- 2	0- 4	2- 3			
1- 2	0- 0	0- 0	HOME	0- 1	0- 0	1- 1			
1- 5	0- 0	0- 0	AWAY	0- 1	0- 3	1- 1			
0- 2	0- 0	0- 0	NEUTRAL	0- 0	0- 1	0- 1			
4- 7	0- 0	0- 0	CONFERENCE	0- 0	0- 0	4- 7			
3- 2	0- 0	0- 0	HOME	0- 0	0- 0	3- 2			
1- 5	0- 0	0- 0	AWAY	0- 0	0- 0	1- 5			
0- 0	0- 0	0- 0	NEUTRAL	0- 0	0- 0	0- 0			

RPI S	Opponent	Score	RPI S	Opponent	Score	RPI S	Opponent	Score	RPI S	Opponent	Score	Team's RPI: 307
						70	A West Virginia	48 94	105	A Boston College	46 83	
						75	H Maine	57 74	107	A Hartford	57 67	
									117	N Providence	64 72	
									143	A Boston U.	65 67	
									208	H Holy Cross	62 81	
									217	A Robert Morris	56 59	
									217	H Robert Morris	57 60	
									220	A Saint Francis (PA)	66 78	
									220	H Saint Francis (PA)	66 63	
									224	A Sacred Heart	48 49	
									227	H Brown	75 57	
									227	N Brown	68 84	
									261	H St. Francis Brooklyn	55 60	
									265	A Mt. St. Mary's	73 68	
									299	A Central Conn. St.	65 66	
									299	H Central Conn. St.	72 60	
									312	A New Hampshire	74 79	
									321	A UMass Lowell	58 57	
									344	A Fairleigh Dickinson	53 63	
									351	H LIU Brooklyn	69 62	
LAST 12 Division I GAMES:												
			117	N Providence	64 72		220	H Saint Francis (PA)	66 63			
			220	A Saint Francis (PA)	66 78		217	H Robert Morris	57 60			
			217	A Robert Morris	56 59		224	A Sacred Heart	48 49			
			299	A Central Conn. St.	65 66		265	A Mt. St. Mary's	73 68			
			344	A Fairleigh Dickinson	53 63		261	H St. Francis Brooklyn	55 60			
			299	H Central Conn. St.	72 60		351	H LIU Brooklyn	69 62			

Non-Div I Games:

Bryant

■ Loss,
 ■ Non-Conf,
 ■ S Site,
 ■ H Home
 ■ A Away
 N Neutral

Average RPI Win:	217	WON-LOST	WINNING	LAST 10	STRENGTH OF	OPP. STRENGTH	TEAM	ADJ.	CONF.	ADJ CONF.
Average RPI Loss:	60	RECORD	PCT. RANK	GAMES	SCHEDULE	OF SCHEDULE	RPI	RPI	RPI	RPI
DIV. I ONLY	19- 4	20	1- 0	152	193	46	46	19	19	
DIV. I NON-CONF.	9- 3	61	0- 0	111	126	33	33	22	22	
TOTALS	RPI 1-25	RPI 26-50	W-L RECORDS	RPI 51-100	RPI 101-150	RPI 150+				
19- 4	0- 2	0- 0	OVERALL	2- 1	2- 1	15- 0				
8- 1	0- 0	0- 0	HOME	2- 0	1- 1	5- 0				
9- 3	0- 2	0- 0	AWAY	0- 1	1- 0	8- 0				
2- 0	0- 0	0- 0	NEUTRAL	0- 0	0- 0	2- 0				
9- 3	0- 2	0- 0	NON-CONFERENCE	1- 1	1- 0	7- 0				
4- 0	0- 0	0- 0	HOME	1- 0	1- 0	2- 0				
3- 3	0- 2	0- 0	AWAY	0- 1	0- 0	3- 0				
2- 0	0- 0	0- 0	NEUTRAL	0- 0	0- 0	2- 0				
10- 1	0- 0	0- 0	CONFERENCE	1- 0	1- 1	8- 0				
4- 1	0- 0	0- 0	HOME	1- 0	0- 1	3- 0				
6- 0	0- 0	0- 0	AWAY	0- 0	1- 0	5- 0				
0- 0	0- 0	0- 0	NEUTRAL	0- 0	0- 0	0- 0				

RPI 1-25				RPI 26-50		Team's RPI: 46		RPI 51-100				RPI 101+			
RPI	S	Opponent	Score	RPI	S	Opponent	Score	RPI	S	Opponent	Score	RPI	S	Opponent	Score
9	A	Syracuse	56 70					66	H	Quinnipiac	75 58	126	H	Youngstown St.	73 68
10	A	Iowa St.	61 86					77	A	Drexel	42 64	143	A	Boston U.	62 58
								95	H	American	71 56	143	H	Boston U.	62 70
												151	H	Lehigh	71 53
												176	H	Rider	80 59
												197	N	Massachusetts	77 58
												203	A	Navy	77 43
												208	H	Holy Cross	75 71
												211	A	St. Bonaventure	77 46
												213	A	Monmouth	70 32
												227	A	Brown	91 78
												247	A	Colgate	90 62
												300	A	Army West Point	66 52
												306	N	Fairfield	77 54
												308	A	Loyola Maryland	75 57
												311	A	Lafayette	56 47
												311	H	Lafayette	75 43
												331	H	Iona	81 43
LAST 12 Division I GAMES:															
311	H	Lafayette	75 43	151	H	Lehigh	71 53	311	A	Lafayette	56 47				
143	A	Boston U.	62 58	300	A	Army West Point	66 52	143	H	Boston U.	62 70				
203	A	Navy	77 43	95	H	American	71 56	95	H	American	71 56				
208	H	Holy Cross	75 71	10	A	Iowa St.	61 86	10	A	Iowa St.	61 86				
308	A	Loyola Maryland	75 57												
247	A	Colgate	90 62												

Non-Div I Games:

Bucknell

■ Loss,
 ■ Non-Conf, S Site,
 ■ Home
 ■ Away
 N Neutral

Buffalo

Through Games Of Feb. 11, 2019

Average RPI Win:	165	WON-LOST	WINNING	LAST 10	STRENGTH OF	OPP. STRENGTH	TEAM	ADJ.	CONF.	ADJ CONF.
Average RPI Loss:	36	RECORD	PCT. RANK	GAMES	SCHEDULE	OF SCHEDULE	RPI	RPI	RPI	RPI
DIV. I ONLY	16- 5	41	1- 0	40	96	25	25	7	7	
DIV. I NON-CONF.	8- 3	72	0- 0	81	84	34	34	8	8	
TOTALS	RPI 1-25	RPI 26-50	W-L RECORDS	RPI 51-100	RPI 101-150	RPI 150+				
16- 5	0- 2	1- 2	OVERALL	5- 0	1- 1	9- 0				
7- 2	0- 1	0- 1	HOME	3- 0	1- 0	3- 0				
7- 3	0- 1	0- 1	AWAY	1- 0	0- 1	6- 0				
2- 0	0- 0	1- 0	NEUTRAL	1- 0	0- 0	0- 0				
8- 3	0- 2	1- 0	NON-CONFERENCE	1- 0	0- 1	6- 0				
2- 1	0- 1	0- 0	HOME	0- 0	0- 0	2- 0				
4- 2	0- 1	0- 0	AWAY	0- 0	0- 1	4- 0				
2- 0	0- 0	1- 0	NEUTRAL	1- 0	0- 0	0- 0				
8- 2	0- 0	0- 2	CONFERENCE	4- 0	1- 0	3- 0				
5- 1	0- 0	0- 1	HOME	3- 0	1- 0	1- 0				
3- 1	0- 0	0- 1	AWAY	1- 0	0- 0	2- 0				
0- 0	0- 0	0- 0	NEUTRAL	0- 0	0- 0	0- 0				

RPI	S	Opponent	Score	RPI	S	Opponent	Score	RPI	S	Opponent	Score	RPI	S	Opponent	Score
4	A	Oregon	82 102	27	A	Central Mich.	65 76	62	A	Miami (OH)	66 59	114	A	Dayton	59 72
5	H	Stanford	55 62	28	N	South Dakota St.	61 55	85	H	Kent St.	75 66	136	H	Akron	91 72
				32	H	Ohio	71 74	87	H	Toledo	73 63	178	A	UMES	69 63
								92	N	Georgetown	73 64	181	H	Ball St.	77 65
								98	H	Northern Ill.	93 64	184	A	Eastern Mich.	91 84
												200	A	Dartmouth	75 69
												211	H	St. Bonaventure	90 43
												238	H	Niagara	88 61
												280	A	Canisius	84 66
												283	A	Western Mich.	61 59
												299	A	Central Conn. St.	82 69
LAST 12 Division I GAMES:															
85	H	Kent St.	75 66	181	H	Ball St.	77 65								
87	H	Toledo	73 63	62	A	Miami (OH)	66 59								
27	A	Central Mich.	65 76	184	A	Eastern Mich.	91 84								
98	H	Northern Ill.	93 64	32	H	Ohio	71 74								
136	H	Akron	91 72	211	H	St. Bonaventure	90 43								
283	A	Western Mich.	61 59	5	H	Stanford	55 62								

Non-Div I Games:

Buffalo

■ Loss,
 ■ Non-Conf, S Site,
 ■ Home
 ■ Away
 N Neutral

Through Games of Feb. 11, 1919										
Average RPI Win: 166		WON-LOST	WINNING	LAST 10	STRENGTH OF	OPP. STRENGTH	TEAM	ADJ.	CONF.	ADJ CONF.
Average RPI Loss: 64		RECORD	PCT. RANK	GAMES	SCHEDULE	OF SCHEDULE	RPI	RPI	RPI	RPI
DIV. I ONLY		18- 5	32	1- 0	122	78	44	44	6	6
DIV. I NON-CONF.		10- 1	17	0- 0	261	169	53	53	4	4

TOTALS	RPI 1-25		RPI 26-50		W-L RECORDS		RPI 51-100		RPI 101-150	RPI 150+
18- 5	0- 1		1- 2		OVERALL		1- 0		6- 2	10- 0
10- 2	0- 1		0- 1		HOME		0- 0		2- 0	8- 0
6- 3	0- 0		1- 1		AWAY		1- 0		3- 2	1- 0
2- 0	0- 0		0- 0		NEUTRAL		0- 0		1- 0	1- 0
10- 1	0- 0		0- 1		NON-CONFERENCE		0- 0		2- 0	8- 0
7- 0	0- 0		0- 0		HOME		0- 0		0- 0	7- 0
1- 1	0- 0		0- 1		AWAY		0- 0		1- 0	0- 0
2- 0	0- 0		0- 0		NEUTRAL		0- 0		1- 0	1- 0
8- 4	0- 1		1- 1		CONFERENCE		1- 0		4- 2	2- 0
3- 2	0- 1		0- 1		HOME		0- 0		2- 0	1- 0
5- 2	0- 0		1- 0		AWAY		1- 0		2- 2	1- 0
0- 0	0- 0		0- 0		NEUTRAL		0- 0		0- 0	0- 0

RPI 1-25				RPI 26-50				Team's RPI: 44				RPI 51-100				RPI 101+			
RPI	S	Opponent	Score	RPI	S	Opponent	Score	RPI	S	Opponent	Score	RPI	S	Opponent	Score	RPI	S	Opponent	Score
8	H	Marquette	58 87	34	H	DePaul	78 86	92	A	Georgetown	59 50	108	N	Ohio St.	66 53				
				40	A	Indiana	46 66					109	A	St. John's (NY)	73 68				
				41	A	Villanova	63 55					109	H	St. John's (NY)	66 45				
												115	A	Creighton	75 43				
												117	A	Providence	68 74				
												120	A	Seton Hall	62 83				
												120	H	Seton Hall	62 59				
												136	A	Akron	63 47				
												171	A	Xavier	63 41				
												171	H	Xavier	63 38				
												173	H	Indiana St.	72 49				
												181	H	Ball St.	64 47				
												184	N	Eastern Mich.	73 63				
												190	H	Illinois St.	58 56				
												215	H	Western Ill.	92 51				
												271	H	Eastern Ill.	72 37				
												281	H	Murray St.	86 65				
												321	H	UMass Lowell	89 36				
LAST 12 Division I GAMES:																			
				171	H	Xavier	63 38					117	A	Providence	68 74				
				120	A	Seton Hall	62 83					171	A	Xavier	63 41				
				109	A	St. John's (NY)	73 68					109	H	St. John's (NY)	66 45				
				8	H	Marquette	58 87					120	H	Seton Hall	62 59				
				34	H	DePaul	78 86					92	A	Georgetown	59 50				
				115	A	Creighton	75 43					41	A	Villanova	63 55				

Non-Div I Games:

Butler

CSU Bakersfield

Through Games Of Feb. 11, 2019

Average RPI Win:	265	WON-LOST	WINNING	LAST 10	STRENGTH OF	OPP. STRENGTH	TEAM	ADJ.	CONF.	ADJ CONF.
Average RPI Loss:	213	RECORD	PCT. RANK	GAMES	SCHEDULE	OF SCHEDULE	RPI	RPI	RPI	RPI
DIV. I ONLY	7- 14	256	0- 1	302	310	273	273	30	30	
DIV. I NON-CONF.	2- 9	297	0- 0	290	245	315	315	30	30	
TOTALS	RPI 1-25	RPI 26-50	W-L RECORDS	RPI 51-100	RPI 101-150	RPI 150+				
7- 14	0- 0	0- 1	OVERALL	1- 0	0- 0	6- 13				
2- 3	0- 0	0- 0	HOME	1- 0	0- 0	1- 3				
5- 11	0- 0	0- 1	AWAY	0- 0	0- 0	5- 10				
0- 0	0- 0	0- 0	NEUTRAL	0- 0	0- 0	0- 0				
2- 9	0- 0	0- 1	NON-CONFERENCE	1- 0	0- 0	1- 8				
1- 1	0- 0	0- 0	HOME	1- 0	0- 0	0- 1				
1- 8	0- 0	0- 1	AWAY	0- 0	0- 0	1- 7				
0- 0	0- 0	0- 0	NEUTRAL	0- 0	0- 0	0- 0				
5- 5	0- 0	0- 0	CONFERENCE	0- 0	0- 0	5- 5				
1- 2	0- 0	0- 0	HOME	0- 0	0- 0	1- 2				
4- 3	0- 0	0- 0	AWAY	0- 0	0- 0	4- 3				
0- 0	0- 0	0- 0	NEUTRAL	0- 0	0- 0	0- 0				

RPI S	Opponent	Score	RPI S	Opponent	Score	RPI S	Opponent	Score	RPI S	Opponent	Score	Team's RPI: 273
30	A Oregon St.	52 92	76	H Wright St.	76 74	165	H UC Riverside	67 79	166	A New Mexico St.	48 61	
						166	H New Mexico St.	59 61	168	A UC Irvine	78 85	
						172	A North Texas	59 71	205	A SMU	43 49	
						219	A UTRGV	56 64	219	H UTRGV	68 63	
						237	A UMKC	67 57	245	A Cal St. Fullerton	56 64	
						262	H California Baptist	45 68	264	A UTEP	47 53	
						282	A Utah Valley	70 78	293	A UC Santa Barbara	56 48	
						317	A Omaha	46 53	324	A San Jose St.	72 82	
						339	A Grand Canyon	59 46	343	A Seattle U	70 60	
						348	A Chicago St.	67 56				
LAST 12 Division I GAMES:												
219	A UTRGV	56 64	166	H New Mexico St.	59 61							
166	A New Mexico St.	48 61	219	H UTRGV	68 63							
339	A Grand Canyon	59 46	282	A Utah Valley	70 78							
262	H California Baptist	45 68	343	A Seattle U	70 60							
348	A Chicago St.	67 56	165	H UC Riverside	67 79							
237	A UMKC	67 57	30	A Oregon St.	52 92							

Non-Div I Games: Whittier 74 46 Westcliff 91 37

CSU Bakersfield

Loss, Non-Conf, S Site, H Home A Away N Neutral

Average RPI Win:	238	WON-LOST	WINNING	LAST 10	STRENGTH OF	OPP. STRENGTH	TEAM	ADJ.	CONF.	ADJ CONF.
Average RPI Loss:	91	RECORD	PCT. RANK	GAMES	SCHEDULE	OF SCHEDULE	RPI	RPI	RPI	RPI
DIV. I ONLY	11- 12	172	0- 1	143	129	158	158	21	21	
DIV. I NON-CONF.	6- 8	199	0- 1	126	46	156	156	20	20	
TOTALS	RPI 1-25	RPI 26-50	W-L RECORDS	RPI 51-100	RPI 101-150	RPI 150+				
11- 12	0- 2	0- 2	OVERALL	0- 6	1- 0	10- 2				
7- 3	0- 0	0- 0	HOME	0- 3	1- 0	6- 0				
4- 9	0- 2	0- 2	AWAY	0- 3	0- 0	4- 2				
0- 0	0- 0	0- 0	NEUTRAL	0- 0	0- 0	0- 0				
6- 8	0- 2	0- 2	NON-CONFERENCE	0- 4	1- 0	5- 0				
4- 2	0- 0	0- 0	HOME	0- 2	1- 0	3- 0				
2- 6	0- 2	0- 2	AWAY	0- 2	0- 0	2- 0				
0- 0	0- 0	0- 0	NEUTRAL	0- 0	0- 0	0- 0				
5- 4	0- 0	0- 0	CONFERENCE	0- 2	0- 0	5- 2				
3- 1	0- 0	0- 0	HOME	0- 1	0- 0	3- 0				
2- 3	0- 0	0- 0	AWAY	0- 1	0- 0	2- 2				
0- 0	0- 0	0- 0	NEUTRAL	0- 0	0- 0	0- 0				

RPI 1-25				RPI 26-50				RPI 51-100				RPI 101+ Team's RPI: 158			
RPI	S	Opponent	Score	RPI	S	Opponent	Score	RPI	S	Opponent	Score	RPI	S	Opponent	Score
5	A	Stanford	43 69	36	A	California	42 67	65	A	Boise St.	63 74	122	H	Washington St.	65 52
22	A	Drake	63 73	49	A	Southern California	42 58	84	H	Harvard	55 75	165	H	UC Riverside	69 56
								89	A	Idaho	73 88	168	A	UC Irvine	61 65
								91	A	UC Davis	54 70	183	A	Santa Clara	53 38
								91	H	UC Davis	49 60	202	H	San Diego St.	77 74
								99	H	Loyola Marymount	53 72	243	A	Hawaii	49 29
												245	H	Cal St. Fullerton	74 44
												258	A	Long Beach St.	51 37
												262	H	California Baptist	73 67
												293	A	UC Santa Barbara	60 61
												293	H	UC Santa Barbara	73 65
												317	A	Omaha	64 52
												324	H	San Jose St.	76 40
LAST 12 Division I GAMES:															
84	H	Harvard	55 75	165	H	UC Riverside	69 56								
293	A	UC Santa Barbara	60 61	243	A	Hawaii	49 29								
91	A	UC Davis	54 70	168	A	UC Irvine	61 65								
245	H	Cal St. Fullerton	74 44	293	H	UC Santa Barbara	73 65								
258	A	Long Beach St.	51 37	5	A	Stanford	43 69								
91	H	UC Davis	49 60	324	H	San Jose St.	76 40								

Non-Div I Games:

CSUN

■ Loss,
 ■ Non-Conf,
 ■ S Site,
 ■ Home
 ■ A Away
 N Neutral

Average RPI Win: 273	WON-LOST	WINNING	LAST 10	STRENGTH OF	OPP. STRENGTH	TEAM	ADJ.	CONF.	ADJ CONF.
Average RPI Loss: 162	RECORD	PCT. RANK	GAMES	SCHEDULE	OF SCHEDULE	RPI	RPI	RPI	RPI
DIV. I ONLY	4- 15	318	0- 1	243	194	313	313	21	21
DIV. I NON-CONF.	2- 8	293	0- 0	242	75	294	294	20	20
TOTALS	RPI 1-25	RPI 26-50	W-L RECORDS	RPI 51-100	RPI 101-150	RPI 150+			
4- 15	0- 0	0- 3	OVERALL	0- 1	0- 2	4- 9			
3- 6	0- 0	0- 1	HOME	0- 1	0- 1	3- 3			
1- 8	0- 0	0- 2	AWAY	0- 0	0- 1	1- 5			
0- 1	0- 0	0- 0	NEUTRAL	0- 0	0- 0	0- 1			
2- 8	0- 0	0- 3	NON-CONFERENCE	0- 0	0- 2	2- 3			
1- 3	0- 0	0- 1	HOME	0- 0	0- 1	1- 1			
1- 4	0- 0	0- 2	AWAY	0- 0	0- 1	1- 1			
0- 1	0- 0	0- 0	NEUTRAL	0- 0	0- 0	0- 1			
2- 7	0- 0	0- 0	CONFERENCE	0- 1	0- 0	2- 6			
2- 3	0- 0	0- 0	HOME	0- 1	0- 0	2- 2			
0- 4	0- 0	0- 0	AWAY	0- 0	0- 0	0- 4			
0- 0	0- 0	0- 0	NEUTRAL	0- 0	0- 0	0- 0			

RPI 1-25				RPI 26-50				RPI 51-100				RPI 101+ Team's RPI: 313			
RPI	S	Opponent	Score	RPI	S	Opponent	Score	RPI	S	Opponent	Score	RPI	S	Opponent	Score
				30	A	Oregon St.	54 79	91	H	UC Davis	61 85	113	A	Fresno St.	58 76
				37	A	UCLA	35 81					124	H	Pepperdine	63 70
				45	H	Saint Mary's (CA)	51 69					168	A	UC Irvine	57 73
												168	H	UC Irvine	59 75
												187	H	Illinois	51 74
												198	H	Eastern Wash.	59 55
												233	A	Sacramento St.	85 88
												241	N	San Francisco	62 65
												243	A	Hawaii	52 70
												243	H	Hawaii	54 71
												245	A	Cal St. Fullerton	64 78
												258	A	Long Beach St.	58 61
												258	H	Long Beach St.	66 59
												293	H	UC Santa Barbara	75 67
												343	A	Seattle U	60 50
LAST 12 Division I GAMES:															
				91	H	UC Davis	61 85	258	A	Long Beach St.	58 61				
				258	H	Long Beach St.	66 59	293	H	UC Santa Barbara	75 67				
				243	A	Hawaii	52 70	168	H	UC Irvine	59 75				
				168	A	UC Irvine	57 73	37	A	UCLA	35 81				
				243	H	Hawaii	54 71	343	A	Seattle U	60 50				
				245	A	Cal St. Fullerton	64 78	45	H	Saint Mary's (CA)	51 69				

Non-Div I Games: Academy of Art 87 65

Cal Poly

■ Loss,
 ■ Non-Conf,
 ■ S Site,
 ■ H Home
 ■ A Away
 N Neutral

Average RPI Win:	280	WON-LOST	WINNING	LAST 10	STRENGTH OF	OPP. STRENGTH	TEAM	ADJ.	CONF.	ADJ CONF.
Average RPI Loss:	155	RECORD	PCT. RANK	GAMES	SCHEDULE	OF SCHEDULE	RPI	RPI	RPI	RPI
DIV. I ONLY	10- 11	180	0- 1	300	259	245	245	21	21	
DIV. I NON-CONF.	7- 5	132	0- 0	323	274	231	231	20	20	
TOTALS	RPI 1-25	RPI 26-50	W-L RECORDS	RPI 51-100	RPI 101-150	RPI 150+				
10- 11	0- 0	0- 0	OVERALL	0- 3	0- 1	10- 7				
5- 5	0- 0	0- 0	HOME	0- 2	0- 0	5- 3				
5- 6	0- 0	0- 0	AWAY	0- 1	0- 1	5- 4				
0- 0	0- 0	0- 0	NEUTRAL	0- 0	0- 0	0- 0				
7- 5	0- 0	0- 0	NON-CONFERENCE	0- 1	0- 1	7- 3				
3- 3	0- 0	0- 0	HOME	0- 1	0- 0	3- 2				
4- 2	0- 0	0- 0	AWAY	0- 0	0- 1	4- 1				
0- 0	0- 0	0- 0	NEUTRAL	0- 0	0- 0	0- 0				
3- 6	0- 0	0- 0	CONFERENCE	0- 2	0- 0	3- 4				
2- 2	0- 0	0- 0	HOME	0- 1	0- 0	2- 1				
1- 4	0- 0	0- 0	AWAY	0- 1	0- 0	1- 3				
0- 0	0- 0	0- 0	NEUTRAL	0- 0	0- 0	0- 0				

RPI S	Opponent	Score	RPI S	Opponent	Score	RPI S	Opponent	Score	RPI S	Opponent	Score	Team's RPI: 245
						81	H Pacific	64 72	145	A Washington	74 83	
						91	A UC Davis	51 75	158	A CSUN	44 74	
						91	H UC Davis	39 75	161	A Portland	74 83	
									165	A UC Riverside	59 62	
									168	A UC Irvine	61 65	
									183	H Santa Clara	60 64	
									200	H Dartmouth	67 62	
									202	H San Diego St.	72 83	
									243	H Hawaii	72 68	
									258	H Long Beach St.	53 59	
									262	A California Baptist	79 65	
									263	A Columbia	61 58	
									273	H CSU Bakersfield	64 56	
									282	H Utah Valley	56 55	
									293	A UC Santa Barbara	59 52	
									313	H Cal Poly	78 64	
									328	A Saint Peter's	69 45	
									343	A Seattle U	57 54	
LAST 12 Division I GAMES:												
			168	A UC Irvine	61 65	313	H Cal Poly	78 64				
			165	A UC Riverside	59 62	91	A UC Davis	51 75				
			258	H Long Beach St.	53 59	243	H Hawaii	72 68				
			158	A CSUN	44 74	282	H Utah Valley	56 55				
			91	H UC Davis	39 75	81	H Pacific	64 72				
			293	A UC Santa Barbara	59 52	328	A Saint Peter's	69 45				

Non-Div I Games: Antelope Valley 77 65

Cal St. Fullerton

Loss, Non-Conf, S Site, H Home A Away N Neutral

California

Through Games Of Feb. 11, 2019

Average RPI Win:	122	WON-LOST	WINNING	LAST 10	STRENGTH OF	OPP. STRENGTH	TEAM	ADJ.	CONF.	ADJ CONF.
Average RPI Loss:	35	RECORD	PCT. RANK	GAMES	SCHEDULE	OF SCHEDULE	RPI	RPI	RPI	RPI
DIV. I ONLY	14- 9	114	0- 1	16	9	36	36	2	2	
DIV. I NON-CONF.	9- 2	43	0- 0	53	36	26	26	2	2	
TOTALS	RPI 1-25	RPI 26-50	W-L RECORDS	RPI 51-100	RPI 101-150	RPI 150+				
14- 9	1- 4	3- 2	OVERALL	1- 3	6- 0	3- 0				
7- 5	1- 2	1- 2	HOME	0- 1	3- 0	2- 0				
5- 4	0- 2	2- 0	AWAY	0- 2	2- 0	1- 0				
2- 0	0- 0	0- 0	NEUTRAL	1- 0	1- 0	0- 0				
9- 2	0- 1	2- 0	NON-CONFERENCE	1- 1	3- 0	3- 0				
3- 2	0- 1	0- 0	HOME	0- 1	1- 0	2- 0				
4- 0	0- 0	2- 0	AWAY	0- 0	1- 0	1- 0				
2- 0	0- 0	0- 0	NEUTRAL	1- 0	1- 0	0- 0				
5- 7	1- 3	1- 2	CONFERENCE	0- 2	3- 0	0- 0				
4- 3	1- 1	1- 2	HOME	0- 0	2- 0	0- 0				
1- 4	0- 2	0- 0	AWAY	0- 2	1- 0	0- 0				
0- 0	0- 0	0- 0	NEUTRAL	0- 0	0- 0	0- 0				

RPI	S	Opponent	Score	RPI	S	Opponent	Score	Team's RPI: 36	RPI	S	Opponent	Score	RPI	S	Opponent	Score
4	H	Oregon	82 105	30	H	Oregon St.	74 82		51	A	Utah	74 87	101	H	Houston	80 79
5	A	Stanford	50 75	37	H	UCLA	79 84		80	A	Arizona	55 60	122	H	Washington St.	77 63
5	H	Stanford	81 80	38	A	BYU	70 52		81	N	Pacific	81 69	133	A	Penn St.	75 58
6	H	UConn	66 76	45	A	Saint Mary's (CA)	81 78		84	H	Harvard	79 85	135	A	Colorado	80 60
18	A	Arizona St.	61 62	49	H	Southern California	66 59						144	N	Tulane	65 57
													145	H	Washington	79 70
													158	H	CSUN	67 42
													257	A	San Diego	70 53
													293	H	UC Santa Barbara	69 45
LAST 12 Division I GAMES:																
30	H	Oregon St.	74 82	145	H	Washington	79 70									
4	H	Oregon	82 105	122	H	Washington St.	77 63									
5	A	Stanford	50 75	18	A	Arizona St.	61 62									
5	H	Stanford	81 80	80	A	Arizona	55 60									
135	A	Colorado	80 60	49	H	Southern California	66 59									
51	A	Utah	74 87	37	H	UCLA	79 84									

Non-Div I Games:

California

■ Loss,
■ Non-Conf, S Site,
■ Home
■ Away
N Neutral

Average RPI Win:	283	WON-LOST	WINNING	LAST 10	STRENGTH OF	OPP. STRENGTH	TEAM	ADJ.	CONF.	ADJ CONF.
Average RPI Loss:	194	RECORD	PCT. RANK	GAMES	SCHEDULE	OF SCHEDULE	RPI	RPI	RPI	RPI
DIV. I ONLY	9- 10	186	1- 0	338	308	262	262	30	30	
DIV. I NON-CONF.	3- 6	241	0- 0	251	227	255	255	30	30	
TOTALS	RPI 1-25	RPI 26-50	W-L RECORDS	RPI 51-100	RPI 101-150	RPI 150+				
9- 10	0- 0	0- 1	OVERALL	0- 0	0- 1	9- 8				
4- 3	0- 0	0- 0	HOME	0- 0	0- 1	4- 2				
5- 6	0- 0	0- 0	AWAY	0- 0	0- 0	5- 6				
0- 1	0- 0	0- 1	NEUTRAL	0- 0	0- 0	0- 0				
3- 6	0- 0	0- 1	NON-CONFERENCE	0- 0	0- 1	3- 4				
1- 2	0- 0	0- 0	HOME	0- 0	0- 1	1- 1				
2- 3	0- 0	0- 0	AWAY	0- 0	0- 0	2- 3				
0- 1	0- 0	0- 1	NEUTRAL	0- 0	0- 0	0- 0				
6- 4	0- 0	0- 0	CONFERENCE	0- 0	0- 0	6- 4				
3- 1	0- 0	0- 0	HOME	0- 0	0- 0	3- 1				
3- 3	0- 0	0- 0	AWAY	0- 0	0- 0	3- 3				
0- 0	0- 0	0- 0	NEUTRAL	0- 0	0- 0	0- 0				

RPI 1-25				RPI 26-50				RPI 51-100				RPI 101+ Team's RPI: 262			
RPI	S	Opponent	Score	RPI	S	Opponent	Score	RPI	S	Opponent	Score	RPI	S	Opponent	Score
				38	N	BYU	69 76					103	H	Idaho St.	57 72
												158	A	CSUN	67 73
												165	H	UC Riverside	65 57
												166	A	New Mexico St.	69 76
												202	A	San Diego St.	67 83
												219	A	UTRGV	56 60
												235	A	Northern Ariz.	88 91
												237	A	UMKC	95 92
												237	H	UMKC	74 78
												245	H	Cal St. Fullerton	65 79
												258	A	Long Beach St.	85 83
												273	A	CSU Bakersfield	68 45
												282	H	Utah Valley	83 54
												293	A	UC Santa Barbara	76 64
												339	A	Grand Canyon	71 75
												343	H	Seattle U	100 83
												348	A	Chicago St.	93 67
												348	H	Chicago St.	89 52
LAST 12 Division I GAMES:															
				237	A	UMKC	95 92					348	H	Chicago St.	89 52
				348	A	Chicago St.	93 67					237	H	UMKC	74 78
				343	H	Seattle U	100 83					219	A	UTRGV	56 60
				282	H	Utah Valley	83 54					166	A	New Mexico St.	69 76
				339	A	Grand Canyon	71 75					293	A	UC Santa Barbara	76 64
				273	A	CSU Bakersfield	68 45					165	H	UC Riverside	65 57

Non-Div I Games: La Sierra 91 44 Notre Dame de Namur 80 47 Fresno Pacific 93 71 Westcliff 133 43
California Baptist

Loss, Non-Conf, S Site, H Home A Away N Neutral

Average RPI Win:	298	WON-LOST	WINNING	LAST 10	STRENGTH OF	OPP. STRENGTH	TEAM	ADJ.	CONF.	ADJ CONF.
Average RPI Loss:	168	RECORD	PCT. RANK	GAMES	SCHEDULE	OF SCHEDULE	RPI	RPI	RPI	RPI
DIV. I ONLY	12- 8	119	1- 0	332	315	242	242	28	28	
DIV. I NON-CONF.	6- 3	91	1- 0	329	316	216	216	29	29	
TOTALS	RPI 1-25	RPI 26-50	W-L RECORDS	RPI 51-100	RPI 101-150	RPI 150+				
12- 8	0- 0	0- 0	OVERALL	0- 2	0- 2	12- 4				
6- 5	0- 0	0- 0	HOME	0- 2	0- 0	6- 3				
5- 3	0- 0	0- 0	AWAY	0- 0	0- 2	5- 1				
1- 0	0- 0	0- 0	NEUTRAL	0- 0	0- 0	1- 0				
6- 3	0- 0	0- 0	NON-CONFERENCE	0- 1	0- 1	6- 1				
2- 2	0- 0	0- 0	HOME	0- 1	0- 0	2- 1				
3- 1	0- 0	0- 0	AWAY	0- 0	0- 1	3- 0				
1- 0	0- 0	0- 0	NEUTRAL	0- 0	0- 0	1- 0				
6- 5	0- 0	0- 0	CONFERENCE	0- 1	0- 1	6- 3				
4- 3	0- 0	0- 0	HOME	0- 1	0- 0	4- 2				
2- 2	0- 0	0- 0	AWAY	0- 0	0- 1	2- 1				
0- 0	0- 0	0- 0	NEUTRAL	0- 0	0- 0	0- 0				

RPI 1-25			RPI 26-50			RPI 51-100			RPI 101+			Team's RPI: 242
RPI	S	Opponent	Score	RPI	S	Opponent	Score	RPI	S	Opponent	Score	
						69 H Old Dominion	59 83	105 A Boston College		56 76		
						94 H Radford	52 56	132 A High Point		60 65		
								191 H Hampton		52 46		
								194 A UNC Asheville		52 60		
								194 H UNC Asheville		49 48		
								229 H Howard		64 69		
								259 H Winthrop		46 59		
								260 H Gardner-Webb		38 52		
								269 A Norfolk St.		57 49		
								291 H Col. of Charleston		66 65		
								314 H UNC Greensboro		53 49		
								316 A Charleston So.		60 58		
								317 N Omaha		65 52		
								325 A FIU		59 54		
								335 H Presbyterian		51 46		
								337 A Western Caro.		63 37		
								340 H USC Upstate		61 41		
								341 A Longwood		66 60		
LAST 12 Division I GAMES:												
325 A		FIU	59 54	191 H		Hampton	52 46					
194 H		UNC Asheville	49 48	259 H		Winthrop	46 59					
340 H		USC Upstate	61 41	194 A		UNC Asheville	52 60					
341 A		Longwood	66 60	316 A		Charleston So.	60 58					
94 H		Radford	52 56	260 H		Gardner-Webb	38 52					
132 A		High Point	60 65	335 H		Presbyterian	51 46					

Non-Div I Games: William Peace 65 36 Columbia (SC) 93 46

Campbell

Loss, Non-Conf, S Site, H Home A Away N Neutral

Average RPI Win:	291	WON-LOST	WINNING	LAST 10	STRENGTH OF	OPP. STRENGTH	TEAM	ADJ.	CONF.	ADJ CONF.
Average RPI Loss:	168	RECORD	PCT. RANK	GAMES	SCHEDULE	OF SCHEDULE	RPI	RPI	RPI	RPI
DIV. I ONLY	9- 14	237	0- 1	292	264	280	280	26	26	
DIV. I NON-CONF.	2- 9	297	0- 0	217	247	311	311	28	28	
TOTALS	RPI 1-25	RPI 26-50	W-L RECORDS	RPI 51-100	RPI 101-150	RPI 150+				
9- 14	0- 1	0- 0	OVERALL	0- 3	0- 3	9- 7				
5- 7	0- 1	0- 0	HOME	0- 2	0- 2	5- 2				
4- 7	0- 0	0- 0	AWAY	0- 1	0- 1	4- 5				
0- 0	0- 0	0- 0	NEUTRAL	0- 0	0- 0	0- 0				
2- 9	0- 1	0- 0	NON-CONFERENCE	0- 1	0- 2	2- 5				
1- 5	0- 1	0- 0	HOME	0- 1	0- 1	1- 2				
1- 4	0- 0	0- 0	AWAY	0- 0	0- 1	1- 3				
0- 0	0- 0	0- 0	NEUTRAL	0- 0	0- 0	0- 0				
7- 5	0- 0	0- 0	CONFERENCE	0- 2	0- 1	7- 2				
4- 2	0- 0	0- 0	HOME	0- 1	0- 1	4- 0				
3- 3	0- 0	0- 0	AWAY	0- 1	0- 0	3- 2				
0- 0	0- 0	0- 0	NEUTRAL	0- 0	0- 0	0- 0				

RPI 1-25				RPI 26-50				RPI 51-100				RPI 101+ Team's RPI: 280			
RPI	S	Opponent	Score	RPI	S	Opponent	Score	RPI	S	Opponent	Score	RPI	S	Opponent	Score
25	H	Buffalo	66 84					62	H	Miami (OH)	59 62	126	H	Youngstown St.	36 62
								66	A	Quinnipiac	51 68	136	A	Akron	53 62
								66	H	Quinnipiac	42 55	147	H	Marist	66 71
												176	A	Rider	62 49
												211	A	St. Bonaventure	94 100
												213	A	Monmouth	61 67
												219	H	UTRGV	53 57
												231	H	Bowling Green	53 74
												240	A	Albany (NY)	48 42
												247	A	Colgate	53 67
												276	H	Vermont	67 46
												302	A	Oakland	60 71
												304	H	Manhattan	47 44
												306	A	Fairfield	65 72
												306	H	Fairfield	53 50
												328	A	Saint Peter's	75 62
												328	H	Saint Peter's	78 59
												331	A	Iona	48 40
												331	H	Iona	67 47
LAST 12 Division I GAMES:															
				66	A	Quinnipiac	51 68					66	H	Quinnipiac	42 55
				306	A	Fairfield	65 72					306	H	Fairfield	53 50
				328	H	Saint Peter's	78 59					328	A	Saint Peter's	75 62
				331	H	Iona	67 47					331	A	Iona	48 40
				176	A	Rider	62 49					147	H	Marist	66 71
				213	A	Monmouth	61 67					304	H	Manhattan	47 44

Non-Div I Games:

Canisius

Central Ark.

Through Games Of Feb. 11, 2019

Average RPI Win:	319	WON-LOST	WINNING	LAST 10	STRENGTH OF	OPP. STRENGTH	TEAM	ADJ.	CONF.	ADJ CONF.
Average RPI Loss:	152	RECORD	PCT. RANK	GAMES	SCHEDULE	OF SCHEDULE	RPI	RPI	RPI	RPI
DIV. I ONLY	5- 12	282	1- 0	249	284	289	289	25	25	
DIV. I NON-CONF.	1- 5	311	0- 0	239	157	282	282	23	23	
TOTALS	RPI 1-25	RPI 26-50	W-L RECORDS	RPI 51-100	RPI 101-150	RPI 150+				
5- 12	0- 1	0- 0	OVERALL	0- 3	0- 1	5- 7				
3- 4	0- 0	0- 0	HOME	0- 1	0- 1	3- 2				
2- 8	0- 1	0- 0	AWAY	0- 2	0- 0	2- 5				
0- 0	0- 0	0- 0	NEUTRAL	0- 0	0- 0	0- 0				
1- 5	0- 1	0- 0	NON-CONFERENCE	0- 1	0- 1	1- 2				
0- 1	0- 0	0- 0	HOME	0- 0	0- 1	0- 0				
1- 4	0- 1	0- 0	AWAY	0- 1	0- 0	1- 2				
0- 0	0- 0	0- 0	NEUTRAL	0- 0	0- 0	0- 0				
4- 7	0- 0	0- 0	CONFERENCE	0- 2	0- 0	4- 5				
3- 3	0- 0	0- 0	HOME	0- 1	0- 0	3- 2				
1- 4	0- 0	0- 0	AWAY	0- 1	0- 0	1- 3				
0- 0	0- 0	0- 0	NEUTRAL	0- 0	0- 0	0- 0				

RPI 1-25				RPI 26-50				RPI 51-100				RPI 101+ Team's RPI: 289			
RPI	S	Opponent	Score	RPI	S	Opponent	Score	RPI	S	Opponent	Score	RPI	S	Opponent	Score
21	A	Texas A&M	27 84					53	H	SFA	53 59	110	H	South Alabama	50 58
								54	A	Kansas St.	54 70	162	A	Oklahoma	52 65
								59	A	Lamar University	37 57	167	A	Abilene Christian	70 77
												179	H	Nicholls St.	60 64
												188	A	Sam Houston St.	62 66
												267	H	A&M-Corpus Christi	65 73
												275	A	Southeastern La.	53 62
												275	H	Southeastern La.	75 33
												285	A	Jackson St.	56 65
												318	A	New Orleans	62 60
												319	H	Incarinate Word	74 43
												333	H	Northwestern St.	74 52
												350	A	Alcorn	57 46
LAST 12 Division I GAMES:															
275	H	Southeastern La.	75 33	319	H	Incarinate Word	74 43								
333	H	Northwestern St.	74 52	59	A	Lamar University	37 57								
53	H	SFA	53 59	188	A	Sam Houston St.	62 66								
167	A	Abilene Christian	70 77	275	A	Southeastern La.	53 62								
318	A	New Orleans	62 60	267	H	A&M-Corpus Christi	65 73								
179	H	Nicholls St.	60 64	54	A	Kansas St.	54 70								

Non-Div I Games: Central Baptist 55 34 Crowley's Ridge 91 33 Williams Baptist 70 35 Hendrix 72 40
Central Ark.

Loss, Non-Conf, S Site, H Home A Away N Neutral

Average RPI Win:	288	WON-LOST	WINNING	LAST 10	STRENGTH OF	OPP. STRENGTH	TEAM	ADJ.	CONF.	ADJ CONF.
Average RPI Loss:	193	RECORD	PCT. RANK	GAMES	SCHEDULE	OF SCHEDULE	RPI	RPI	RPI	RPI
DIV. I ONLY	6- 15	284	0- 1	269	309	299	299	31	31	
DIV. I NON-CONF.	3- 7	256	0- 0	129	188	212	212	31	31	
TOTALS	RPI 1-25	RPI 26-50	W-L RECORDS	RPI 51-100	RPI 101-150	RPI 150+				
6- 15	0- 2	0- 0	OVERALL	0- 1	0- 1	6- 11				
4- 5	0- 1	0- 0	HOME	0- 0	0- 1	4- 3				
2- 10	0- 1	0- 0	AWAY	0- 1	0- 0	2- 8				
0- 0	0- 0	0- 0	NEUTRAL	0- 0	0- 0	0- 0				
3- 7	0- 2	0- 0	NON-CONFERENCE	0- 1	0- 1	3- 3				
1- 3	0- 1	0- 0	HOME	0- 0	0- 1	1- 1				
2- 4	0- 1	0- 0	AWAY	0- 1	0- 0	2- 2				
0- 0	0- 0	0- 0	NEUTRAL	0- 0	0- 0	0- 0				
3- 8	0- 0	0- 0	CONFERENCE	0- 0	0- 0	3- 8				
3- 2	0- 0	0- 0	HOME	0- 0	0- 0	3- 2				
0- 6	0- 0	0- 0	AWAY	0- 0	0- 0	0- 6				
0- 0	0- 0	0- 0	NEUTRAL	0- 0	0- 0	0- 0				

RPI 1-25				RPI 26-50				RPI 51-100				RPI 101+ Team's RPI: 299			
RPI	S	Opponent	Score	RPI	S	Opponent	Score	RPI	S	Opponent	Score	RPI	S	Opponent	Score
19	A	Rutgers	44 73					73	A	Yale	46 58	107	H	Hartford	52 54
25	H	Buffalo	69 82									151	H	Lehigh	62 88
												197	A	Massachusetts	59 74
												217	A	Robert Morris	40 60
												217	H	Robert Morris	57 64
												220	A	Saint Francis (PA)	68 83
												220	H	Saint Francis (PA)	73 62
												224	A	Sacred Heart	61 66
												227	A	Brown	63 68
												240	A	Albany (NY)	60 53
												265	A	Mt. St. Mary's	53 84
												295	A	Morgan St.	60 36
												307	A	Bryant	60 72
												307	H	Bryant	66 65
												309	H	Wagner	63 75
												312	H	New Hampshire	56 47
												344	A	Fairleigh Dickinson	67 74
												351	H	LIU Brooklyn	63 57
LAST 12 Division I GAMES:															
217	A	Robert Morris	40 60	220	H	Saint Francis (PA)	73 62								
220	A	Saint Francis (PA)	68 83	265	A	Mt. St. Mary's	53 84								
307	H	Bryant	66 65	344	A	Fairleigh Dickinson	67 74								
351	H	LIU Brooklyn	63 57	309	H	Wagner	63 75								
307	A	Bryant	60 72	224	A	Sacred Heart	61 66								
217	H	Robert Morris	57 64	107	H	Hartford	52 54								

Non-Div I Games:

Central Conn. St.

■ Loss,
 ■ Non-Conf,
 ■ S Site,
 ■ H Home
 ■ A Away
 N Neutral

Average RPI Win:	126	WON-LOST	WINNING	LAST 10	STRENGTH OF	OPP. STRENGTH	TEAM	ADJ.	CONF.	ADJ CONF.
Average RPI Loss:	59	RECORD	PCT. RANK	GAMES	SCHEDULE	OF SCHEDULE	RPI	RPI	RPI	RPI
DIV. I ONLY	16- 6	59	1- 0	23	55	27	27	7	7	
DIV. I NON-CONF.	9- 3	61	0- 0	85	8	39	39	8	8	
TOTALS	RPI 1-25	RPI 26-50	W-L RECORDS	RPI 51-100	RPI 101-150	RPI 150+				
16- 6	3- 1	1- 2	OVERALL	4- 2	3- 1	5- 0				
7- 4	2- 1	0- 2	HOME	0- 1	2- 0	3- 0				
8- 1	1- 0	1- 0	AWAY	4- 1	0- 0	2- 0				
1- 1	0- 0	0- 0	NEUTRAL	0- 0	1- 1	0- 0				
9- 3	2- 1	0- 1	NON-CONFERENCE	2- 0	2- 1	3- 0				
3- 2	1- 1	0- 1	HOME	0- 0	1- 0	1- 0				
5- 0	1- 0	0- 0	AWAY	2- 0	0- 0	2- 0				
1- 1	0- 0	0- 0	NEUTRAL	0- 0	1- 1	0- 0				
7- 3	1- 0	1- 1	CONFERENCE	2- 2	1- 0	2- 0				
4- 2	1- 0	0- 1	HOME	0- 1	1- 0	2- 0				
3- 1	0- 0	1- 0	AWAY	2- 1	0- 0	0- 0				
0- 0	0- 0	0- 0	NEUTRAL	0- 0	0- 0	0- 0				

RPI 1-25				RPI 26-50				Team's RPI: 27				RPI 51-100				RPI 101+			
RPI	S	Opponent	Score	RPI	S	Opponent	Score	RPI	S	Opponent	Score	RPI	S	Opponent	Score	RPI	S	Opponent	Score
3	H	Louisville	68 72	28	H	South Dakota St.	71 80	62	H	Miami (OH)	67 70	128	H	Western Ky.	108 90				
14	H	UCF	75 68	32	A	Ohio	88 70	66	A	Quinnipiac	67 52	136	H	Akron	94 71				
23	A	Miami (FL)	90 80	32	H	Ohio	75 78	85	A	Kent St.	82 75	142	N	Chattanooga	73 50				
25	H	Buffalo	76 65					87	A	Toledo	59 62	144	N	Tulane	57 68				
								96	A	Virginia	74 61	177	A	Vanderbilt	66 57				
								98	A	Northern Ill.	89 66	181	H	Ball St.	81 63				
												184	H	Eastern Mich.	71 61				
												302	H	Oakland	104 61				
												331	A	Iona	82 39				
LAST 12 Division I GAMES:																			
181	H	Ball St.	81 63	62	H	Miami (OH)	67 70												
32	H	Ohio	75 78	98	A	Northern Ill.	89 66												
25	H	Buffalo	76 65	32	A	Ohio	88 70												
184	H	Eastern Mich.	71 61	136	H	Akron	94 71												
87	A	Toledo	59 62	23	A	Miami (FL)	90 80												
85	A	Kent St.	82 75	144	N	Tulane	57 68												

Non-Div I Games:

Central Mich.

■ Loss,
■ Non-Conf, S Site,
■ Home
■ Away
N Neutral

Charleston So.

Through Games Of Feb. 11, 2019

Average RPI Win:	310	WON-LOST	WINNING	LAST 10	STRENGTH OF	OPP. STRENGTH	TEAM	ADJ.	CONF.	ADJ CONF.
Average RPI Loss:	205	RECORD	PCT. RANK	GAMES	SCHEDULE	OF SCHEDULE	RPI	RPI	RPI	RPI
DIV. I ONLY	5- 14	295	1- 0	306	332	316	316	28	28	
DIV. I NON-CONF.	0- 8	336	0- 0	281	326	348	348	29	29	
TOTALS	RPI 1-25	RPI 26-50	W-L RECORDS	RPI 51-100	RPI 101-150	RPI 150+				
5- 14	0- 0	0- 0	OVERALL	0- 1	0- 4	5- 9				
2- 6	0- 0	0- 0	HOME	0- 1	0- 2	2- 3				
3- 8	0- 0	0- 0	AWAY	0- 0	0- 2	3- 6				
0- 0	0- 0	0- 0	NEUTRAL	0- 0	0- 0	0- 0				
0- 8	0- 0	0- 0	NON-CONFERENCE	0- 0	0- 3	0- 5				
0- 3	0- 0	0- 0	HOME	0- 0	0- 2	0- 1				
0- 5	0- 0	0- 0	AWAY	0- 0	0- 1	0- 4				
0- 0	0- 0	0- 0	NEUTRAL	0- 0	0- 0	0- 0				
5- 6	0- 0	0- 0	CONFERENCE	0- 1	0- 1	5- 4				
2- 3	0- 0	0- 0	HOME	0- 1	0- 0	2- 2				
3- 3	0- 0	0- 0	AWAY	0- 0	0- 1	3- 2				
0- 0	0- 0	0- 0	NEUTRAL	0- 0	0- 0	0- 0				

RPI S	Opponent	Score	RPI S	Opponent	Score	RPI S	Opponent	Score	RPI S	Opponent	Score	Team's RPI: 316
						94	H Radford	41 67	104	A Georgia	75 83	
									130	H Tennessee Tech	55 77	
									132	A High Point	64 71	
									148	H Davidson	34 72	
									191	H Hampton	66 74	
									194	H UNC Asheville	70 59	
									210	A Florida	60 70	
									236	H Jacksonville	58 68	
									242	H Campbell	58 60	
									259	A Winthrop	52 57	
									260	A Gardner-Webb	65 75	
									274	A North Florida	76 82	
									291	A Col. of Charleston	52 79	
									305	A South Carolina St.	58 67	
									335	A Presbyterian	63 55	
									340	A USC Upstate	78 75	
									340	H USC Upstate	74 62	
									341	A Longwood	81 74	
LAST 12 Division I GAMES:												
340	H	USC Upstate	74	62	94	H	Radford	41	67			
194	H	UNC Asheville	70	59	341	A	Longwood	81	74			
335	A	Presbyterian	63	55	242	H	Campbell	58	60			
260	A	Gardner-Webb	65	75	259	A	Winthrop	52	57			
132	A	High Point	64	71	191	H	Hampton	66	74			
340	A	USC Upstate	78	75	210	A	Florida	60	70			

Non-Div I Games: Converse 101 50 Columbia (SC) 89 57 Erskine 74 50

Charleston So.

Loss, Non-Conf, S Site, H Home A Away N Neutral

Average RPI Win:	218	WON-LOST	WINNING	LAST 10	STRENGTH OF	OPP. STRENGTH	TEAM	ADJ.	CONF.	ADJ CONF.
Average RPI Loss:	133	RECORD	PCT. RANK	GAMES	SCHEDULE	OF SCHEDULE	RPI	RPI	RPI	RPI
DIV. I ONLY	13- 11	150	1- 0	130	214	153	153	14	14	
DIV. I NON-CONF.	8- 4	91	1- 0	87	277	78	78	19	19	
TOTALS	RPI 1-25	RPI 26-50	W-L RECORDS	RPI 51-100	RPI 101-150	RPI 150+				
13- 11	0- 0	0- 1	OVERALL	1- 2	2- 3	10- 5				
11- 2	0- 0	0- 0	HOME	1- 1	2- 1	8- 0				
1- 9	0- 0	0- 1	AWAY	0- 1	0- 2	1- 5				
1- 0	0- 0	0- 0	NEUTRAL	0- 0	0- 0	1- 0				
8- 4	0- 0	0- 0	NON-CONFERENCE	1- 1	1- 2	6- 1				
6- 1	0- 0	0- 0	HOME	1- 0	1- 1	4- 0				
1- 3	0- 0	0- 0	AWAY	0- 1	0- 1	1- 1				
1- 0	0- 0	0- 0	NEUTRAL	0- 0	0- 0	1- 0				
5- 7	0- 0	0- 1	CONFERENCE	0- 1	1- 1	4- 4				
5- 1	0- 0	0- 0	HOME	0- 1	1- 0	4- 0				
0- 6	0- 0	0- 1	AWAY	0- 0	0- 1	0- 4				
0- 0	0- 0	0- 0	NEUTRAL	0- 0	0- 0	0- 0				

RPI S	Opponent	Score	RPI S	Opponent	Score	RPI S	Opponent	Score	RPI S	Opponent	Score	Team's RPI: 153
			31	A Rice	51 61	56	H Middle Tenn.	55 62	119	H Wake Forest	43 69	
						76	H Wright St.	88 85	125	H UAB	60 56	
						96	A Virginia	61 65	128	A Western Ky.	58 76	
									129	A Fordham	64 71	
									148	H Davidson	78 66	
									151	A Lehigh	62 60	
									154	A Louisiana Tech	51 88	
									157	A Mercer	40 57	
									172	A North Texas	63 68	
									192	A Southern Miss.	54 65	
									194	H UNC Asheville	70 53	
									204	H East Carolina	52 46	
									226	A Marshall	62 63	
									232	N Liberty	63 61	
									239	H Bethune-Cookman	73 69	
									264	H UTEP	62 39	
									285	H Wofford	85 63	
									294	H Fla. Atlantic	68 47	
									297	H UTSA	66 54	
									325	H FIU	69 54	
LAST 12 Division I GAMES:												
			151	A Lehigh	62 60	297	H UTSA	66 54				
			125	H UAB	60 56	154	A Louisiana Tech	51 88				
			56	H Middle Tenn.	55 62	192	A Southern Miss.	54 65				
			172	A North Texas	63 68	294	H Fla. Atlantic	68 47				
			31	A Rice	51 61	325	H FIU	69 54				
			264	H UTEP	62 39	226	A Marshall	62 63				

Non-Div I Games:

Charlotte

■ Loss,
■ Non-Conf,
■ S Site,
■ H Home
■ A Away
N Neutral

Chattanooga

Through Games Of Feb. 11, 2019

Average RPI Win:	236	WON-LOST	WINNING	LAST 10	STRENGTH OF	OPP. STRENGTH	TEAM	ADJ.	CONF.	ADJ CONF.
Average RPI Loss:	76	RECORD	PCT. RANK	GAMES	SCHEDULE	OF SCHEDULE	RPI	RPI	RPI	RPI
DIV. I ONLY	10- 12	196	1- 0	52	139	142	142	27	27	
DIV. I NON-CONF.	4- 10	264	1- 0	3	60	89	89	24	24	
TOTALS	RPI 1-25	RPI 26-50	W-L RECORDS	RPI 51-100	RPI 101-150	RPI 150+				
10- 12	0- 3	0- 2	OVERALL	1- 4	0- 1	9- 2				
6- 5	0- 2	0- 1	HOME	0- 1	0- 1	6- 0				
2- 5	0- 1	0- 0	AWAY	0- 2	0- 0	2- 2				
2- 2	0- 0	0- 1	NEUTRAL	1- 1	0- 0	1- 0				
4- 10	0- 3	0- 2	NON-CONFERENCE	1- 4	0- 1	3- 0				
1- 5	0- 2	0- 1	HOME	0- 1	0- 1	1- 0				
1- 3	0- 1	0- 0	AWAY	0- 2	0- 0	1- 0				
2- 2	0- 0	0- 1	NEUTRAL	1- 1	0- 0	1- 0				
6- 2	0- 0	0- 0	CONFERENCE	0- 0	0- 0	6- 2				
5- 0	0- 0	0- 0	HOME	0- 0	0- 0	5- 0				
1- 2	0- 0	0- 0	AWAY	0- 0	0- 0	1- 2				
0- 0	0- 0	0- 0	NEUTRAL	0- 0	0- 0	0- 0				

RPI 1-25				RPI 26-50				RPI 51-100				RPI 101+ Team's RPI: 142			
RPI	S	Opponent	Score	RPI	S	Opponent	Score	RPI	S	Opponent	Score	RPI	S	Opponent	Score
3	H	Louisville	49 75	27	N	Central Mich.	50 73	56	N	Middle Tenn.	47 58	134	H	UT Martin	79 81
12	H	NC State	58 78	28	H	South Dakota St.	54 71	64	H	Belmont	51 67	157	A	Mercer	58 65
14	A	UCF	37 75					71	A	Virginia Tech	59 74	191	A	Hampton	58 50
								75	N	Maine	66 61	195	N	Saint Louis	71 61
								100	A	Northern Colo.	65 68	223	H	Furman	73 53
												232	H	Liberty	75 60
												244	A	ETSU	54 64
												244	H	ETSU	76 67
												268	A	Samford	73 63
												285	H	Wofford	89 82
												314	H	UNC Greensboro	64 54
												337	H	Western Caro.	72 58
LAST 12 Division I GAMES:															
75	N	Maine	66 61	223	H	Furman	73 53								
244	A	ETSU	54 64	285	H	Wofford	89 82								
314	H	UNC Greensboro	64 54	244	H	ETSU	76 67								
337	H	Western Caro.	72 58	56	N	Middle Tenn.	47 58								
268	A	Samford	73 63	12	H	NC State	58 78								
157	A	Mercer	58 65	64	H	Belmont	51 67								

Non-Div I Games: Lee 61 55

Chattanooga

■ Loss,
 ■ Non-Conf, S Site,
 ■ Home
 ■ Away
 N Neutral

Average RPI Win:	339	WON-LOST	WINNING	LAST 10	STRENGTH OF	OPP. STRENGTH	TEAM	ADJ.	CONF.	ADJ CONF.
Average RPI Loss:	220	RECORD	PCT. RANK	GAMES	SCHEDULE	OF SCHEDULE	RPI	RPI	RPI	RPI
DIV. I ONLY	1- 21	348	0- 1	276	335	348	348	30	30	
DIV. I NON-CONF.	0- 13	336	0- 0	209	317	344	344	30	30	
TOTALS	RPI 1-25	RPI 26-50	W-L RECORDS	RPI 51-100	RPI 101-150	RPI 150+				
1- 21	0- 0	0- 0	OVERALL	0- 2	0- 2	1- 17				
1- 10	0- 0	0- 0	HOME	0- 0	0- 1	1- 9				
0- 10	0- 0	0- 0	AWAY	0- 2	0- 1	0- 7				
0- 1	0- 0	0- 0	NEUTRAL	0- 0	0- 0	0- 1				
0- 13	0- 0	0- 0	NON-CONFERENCE	0- 2	0- 2	0- 9				
0- 5	0- 0	0- 0	HOME	0- 0	0- 1	0- 4				
0- 7	0- 0	0- 0	AWAY	0- 2	0- 1	0- 4				
0- 1	0- 0	0- 0	NEUTRAL	0- 0	0- 0	0- 1				
1- 8	0- 0	0- 0	CONFERENCE	0- 0	0- 0	1- 8				
1- 5	0- 0	0- 0	HOME	0- 0	0- 0	1- 5				
0- 3	0- 0	0- 0	AWAY	0- 0	0- 0	0- 3				
0- 0	0- 0	0- 0	NEUTRAL	0- 0	0- 0	0- 0				

RPI	S	Opponent	Score	RPI	S	Opponent	Score	RPI	S	Opponent	Score	RPI	S	Opponent	Score	Team's RPI: 348
90	A	Northwestern	35	97	121	A	Morehead St.	68	104	125	H	UAB	45	90		
98	A	Northern Ill.	52	114	156	A	Bradley	59	89	166	H	New Mexico St.	66	87		
					171	A	Xavier	57	91	185	A	Wisconsin	38	85		
					219	H	UTRGV	55	71	227	H	Brown	65	90		
					237	H	UMKC	58	111	250	A	Loyola Chicago	40	76		
					256	H	SIUE	66	82	261	N	St. Francis Brooklyn	73	110		
					262	A	California Baptist	52	89	262	H	California Baptist	67	93		
					273	H	CSU Bakersfield	56	67	282	A	Utah Valley	61	76		
					292	H	Valparaiso	70	76	336	H	Evansville	58	67		
					339	H	Grand Canyon	50	48	343	A	Seattle U	54	90		
LAST 12 Division I GAMES:																
262	H	California Baptist	67	93	339	H	Grand Canyon	50	48							
166	H	New Mexico St.	66	87	262	A	California Baptist	52	89							
219	H	UTRGV	55	71	237	H	UMKC	58	111							
282	A	Utah Valley	61	76	227	H	Brown	65	90							
343	A	Seattle U	54	90	156	A	Bradley	59	89							
273	H	CSU Bakersfield	56	67	98	A	Northern Ill.	52	114							

Non-Div I Games:

Chicago St.

■ Loss,
 ■ Non-Conf,
 ■ S Site,
 ■ H Home
 ■ A Away
 N Neutral

Average RPI Win:	192	WON-LOST	WINNING	LAST 10	STRENGTH OF	OPP. STRENGTH	TEAM	ADJ.	CONF.	ADJ CONF.
Average RPI Loss:	72	RECORD	PCT. RANK	GAMES	SCHEDULE	OF SCHEDULE	RPI	RPI	RPI	RPI
DIV. I ONLY	15- 8	90	1- 0	97	90	86	86	9	9	
DIV. I NON-CONF.	8- 5	119	0- 0	179	136	138	138	9	9	
TOTALS	RPI 1-25	RPI 26-50	W-L RECORDS	RPI 51-100	RPI 101-150	RPI 150+				
15- 8	0- 3	0- 0	OVERALL	1- 2	4- 2	10- 1				
12- 2	0- 1	0- 0	HOME	1- 1	2- 0	9- 0				
3- 6	0- 2	0- 0	AWAY	0- 1	2- 2	1- 1				
0- 0	0- 0	0- 0	NEUTRAL	0- 0	0- 0	0- 0				
8- 5	0- 0	0- 0	NON-CONFERENCE	1- 2	1- 2	6- 1				
7- 1	0- 0	0- 0	HOME	1- 1	1- 0	5- 0				
1- 4	0- 0	0- 0	AWAY	0- 1	0- 2	1- 1				
0- 0	0- 0	0- 0	NEUTRAL	0- 0	0- 0	0- 0				
7- 3	0- 3	0- 0	CONFERENCE	0- 0	3- 0	4- 0				
5- 1	0- 1	0- 0	HOME	0- 0	1- 0	4- 0				
2- 2	0- 2	0- 0	AWAY	0- 0	2- 0	0- 0				
0- 0	0- 0	0- 0	NEUTRAL	0- 0	0- 0	0- 0				

RPI	S	Opponent	Score	RPI	S	Opponent	Score	RPI	S	Opponent	Score	RPI	S	Opponent	Score
6	A	UConn	38 82					62	A	Miami (OH)	65 78	101	H	Houston	68 57
6	H	UConn	55 65					69	H	Old Dominion	72 76	108	A	Ohio St.	56 69
14	A	UCF	55 56					73	H	Yale	66 52	111	H	VCU	66 54
												127	A	Pittsburgh	48 65
												146	A	South Fla.	57 56
												149	A	Tulsa	70 50
												170	H	Temple	72 52
												171	H	Xavier	79 61
												181	A	Ball St.	63 75
												195	A	Saint Louis	51 50
												205	H	SMU	69 57
												229	H	Howard	85 51
												230	H	Memphis	80 56
												244	H	ETSU	77 64
												246	H	Wichita St.	82 54
												287	H	Austin Peay	69 48
												323	H	Lipscomb	71 55
LAST 12 Division I GAMES:															
246	H	Wichita St.	82 54	170	H	Temple	72 52								
6	H	UConn	55 65	14	A	UCF	55 56								
146	A	South Fla.	57 56	6	A	UConn	38 82								
230	H	Memphis	80 56	205	H	SMU	69 57								
101	H	Houston	68 57	229	H	Howard	85 51								
149	A	Tulsa	70 50	171	H	Xavier	79 61								

Non-Div I Games:

Cincinnati

■ Loss,
 ■ Non-Conf, S Site,
 ■ Home
 ■ Away
 N Neutral

Average RPI Win:	145	WON-LOST	WINNING	LAST 10	STRENGTH OF	OPP. STRENGTH	TEAM	ADJ.	CONF.	ADJ CONF.
Average RPI Loss:	45	RECORD	PCT. RANK	GAMES	SCHEDULE	OF SCHEDULE	RPI	RPI	RPI	RPI
DIV. I ONLY	15- 9	106	1- 0	31	12	58	58	1	1	
DIV. I NON-CONF.	9- 4	85	1- 0	157	117	111	111	1	1	
TOTALS	RPI 1-25	RPI 26-50	W-L RECORDS	RPI 51-100	RPI 101-150	RPI 150+				
15- 9	2- 6	1- 0	OVERALL	2- 1	4- 2	6- 0				
10- 5	0- 4	1- 0	HOME	2- 0	2- 1	5- 0				
4- 3	2- 2	0- 0	AWAY	0- 0	2- 1	0- 0				
1- 1	0- 0	0- 0	NEUTRAL	0- 1	0- 0	1- 0				
9- 4	0- 1	0- 0	NON-CONFERENCE	1- 1	2- 2	6- 0				
8- 1	0- 0	0- 0	HOME	1- 0	2- 1	5- 0				
0- 2	0- 1	0- 0	AWAY	0- 0	0- 1	0- 0				
1- 1	0- 0	0- 0	NEUTRAL	0- 1	0- 0	1- 0				
6- 5	2- 5	1- 0	CONFERENCE	1- 0	2- 0	0- 0				
2- 4	0- 4	1- 0	HOME	1- 0	0- 0	0- 0				
4- 1	2- 1	0- 0	AWAY	0- 0	2- 0	0- 0				
0- 0	0- 0	0- 0	NEUTRAL	0- 0	0- 0	0- 0				

RPI S	Opponent	Score	RPI S	Opponent	Score	RPI S	Opponent	Score	RPI S	Opponent	Score
1	H Notre Dame	63 101	42	H Georgia Tech	71 61	61	N Tennessee	66 78	119	A Wake Forest	69 53
3	H Louisville	44 76				64	H Belmont	65 62	127	A Pittsburgh	65 59
9	H Syracuse	75 84				96	H Virginia	71 65	131	A Alabama	56 76
12	A NC State	51 54							132	H High Point	83 64
15	A South Carolina	57 69							141	H Appalachian St.	87 48
16	A Florida St.	57 45							148	H Davidson	80 90
23	A Miami (FL)	76 67							162	N Oklahoma	74 62
24	H North Carolina	64 70							187	H Illinois	69 67
									226	H Marshall	68 54
									228	H Rhode Island	80 67
									285	H Wofford	85 77
									323	H Lipscomb	68 26
LAST 12 Division I GAMES:											
162	N Oklahoma	74 62	127	A Pittsburgh	65 59						
24	H North Carolina	64 70	42	H Georgia Tech	71 61						
119	A Wake Forest	69 53	16	A Florida St.	57 45						
3	H Louisville	44 76	23	A Miami (FL)	76 67						
1	H Notre Dame	63 101	96	H Virginia	71 65						
12	A NC State	51 54	9	H Syracuse	75 84						

Non-Div I Games:

Clemson

■ Loss,
 ■ Non-Conf, S Site,
 ■ Home
 ■ Away
 N Neutral

Average RPI Win:	301	WON-LOST	WINNING	LAST 10	STRENGTH OF	OPP. STRENGTH	TEAM	ADJ.	CONF.	ADJ CONF.
Average RPI Loss:	141	RECORD	PCT. RANK	GAMES	SCHEDULE	OF SCHEDULE	RPI	RPI	RPI	RPI
DIV. I ONLY	8- 14	246	0- 1	267	240	270	270	20	20	
DIV. I NON-CONF.	1- 8	322	0- 0	92	264	288	288	17	17	
TOTALS	RPI 1-25	RPI 26-50	W-L RECORDS	RPI 51-100	RPI 101-150	RPI 150+				
8- 14	0- 0	0- 1	OVERALL	0- 3	0- 4	8- 6				
5- 4	0- 0	0- 0	HOME	0- 2	0- 1	5- 1				
3- 9	0- 0	0- 1	AWAY	0- 1	0- 2	3- 5				
0- 1	0- 0	0- 0	NEUTRAL	0- 0	0- 1	0- 0				
1- 8	0- 0	0- 1	NON-CONFERENCE	0- 1	0- 1	1- 5				
1- 2	0- 0	0- 0	HOME	0- 1	0- 0	1- 1				
0- 5	0- 0	0- 1	AWAY	0- 0	0- 0	0- 4				
0- 1	0- 0	0- 0	NEUTRAL	0- 0	0- 1	0- 0				
7- 6	0- 0	0- 0	CONFERENCE	0- 2	0- 3	7- 1				
4- 2	0- 0	0- 0	HOME	0- 1	0- 1	4- 0				
3- 4	0- 0	0- 0	AWAY	0- 1	0- 2	3- 1				
0- 0	0- 0	0- 0	NEUTRAL	0- 0	0- 0	0- 0				

RPI 1-25			RPI 26-50			RPI 51-100			RPI 101+			Team's RPI: 270
RPI	S	Opponent	Score	RPI	S	Opponent	Score	RPI	S	Opponent	Score	Score
				32	A	Ohio	54 72	67	A	Green Bay	53 62	123 A IUPUI 36 64
								76	H	Wright St.	65 70	123 H IUPUI 50 75
								87	H	Toledo	60 65	126 A Youngstown St. 55 73
												144 N Tulane 72 81
												156 H Bradley 65 67
												181 A Ball St. 62 67
												184 A Eastern Mich. 63 69
												190 H Illinois St. 67 63
												193 A Milwaukee 53 59
												226 A Marshall 64 86
												257 A San Diego 82 83
												279 H Northern Ky. 76 47
												302 A Oakland 64 62
												302 H Oakland 98 90
												329 A UIC 74 48
												329 H UIC 71 53
												338 A Detroit Mercy 67 49
												338 H Detroit Mercy 67 51
LAST 12 Division I GAMES:												
123	A	IUPUI	36 64	279	H	Northern Ky.	76 47					
329	A	UIC	74 48	193	A	Milwaukee	53 59					
302	H	Oakland	98 90	67	A	Green Bay	53 62					
338	H	Detroit Mercy	67 51	329	H	UIC	71 53					
126	A	Youngstown St.	55 73	123	H	IUPUI	50 75					
76	H	Wright St.	65 70	338	A	Detroit Mercy	67 49					

Non-Div I Games: Lake Erie 79 49 Salem (WV) 113 81

Cleveland St.

Average RPI Win:	266	WON-LOST	WINNING	LAST 10	STRENGTH OF	OPP. STRENGTH	TEAM	ADJ.	CONF.	ADJ CONF.
Average RPI Loss:	99	RECORD	PCT. RANK	GAMES	SCHEDULE	OF SCHEDULE	RPI	RPI	RPI	RPI
DIV. I ONLY	10- 10	163	1- 0	191	209	186	186	12	12	
DIV. I NON-CONF.	6- 3	91	0- 0	284	312	175	175	14	14	
TOTALS	RPI 1-25	RPI 26-50	W-L RECORDS	RPI 51-100	RPI 101-150	RPI 150+				
10- 10	0- 0	0- 2	OVERALL	0- 4	0- 2	10- 2				
6- 4	0- 0	0- 0	HOME	0- 3	0- 1	6- 0				
4- 4	0- 0	0- 0	AWAY	0- 1	0- 1	4- 2				
0- 2	0- 0	0- 2	NEUTRAL	0- 0	0- 0	0- 0				
6- 3	0- 0	0- 2	NON-CONFERENCE	0- 0	0- 0	6- 1				
4- 0	0- 0	0- 0	HOME	0- 0	0- 0	4- 0				
2- 1	0- 0	0- 0	AWAY	0- 0	0- 0	2- 1				
0- 2	0- 0	0- 2	NEUTRAL	0- 0	0- 0	0- 0				
4- 7	0- 0	0- 0	CONFERENCE	0- 4	0- 2	4- 1				
2- 4	0- 0	0- 0	HOME	0- 3	0- 1	2- 0				
2- 3	0- 0	0- 0	AWAY	0- 1	0- 1	2- 1				
0- 0	0- 0	0- 0	NEUTRAL	0- 0	0- 0	0- 0				

RPI 1-25			RPI 26-50			RPI 51-100			RPI 101+			Team's RPI: 186
RPI	S	Opponent	Score	RPI	S	Opponent	Score	RPI	S	Opponent	Score	
				31	N	Rice	52 56	60	H	Little Rock	47 60	110 H South Alabama 78 88
				50	N	Auburn	78 84	79	H	Troy	81 82	141 A Appalachian St. 53 67
								88	A	UT Arlington	53 79	165 A UC Riverside 43 62
								88	H	UT Arlington	64 67	174 H Arkansas St. 88 72
												180 A Texas St. 58 73
												180 H Texas St. 77 70
												230 H Memphis 90 71
												231 H Bowling Green 81 80
												252 A Louisiana 76 58
												296 A La.-Monroe 79 54
												305 H South Carolina St. 57 44
												314 A UNC Greensboro 78 71
												337 H Western Caro. 77 59
												342 A N.C. Central 89 66
LAST 12 Division I GAMES:												
				180	H	Texas St.	77 70	141	A	Appalachian St.	53 67	
				88	H	UT Arlington	64 67	88	A	UT Arlington	53 79	
				252	A	Louisiana	76 58	180	A	Texas St.	58 73	
				296	A	La.-Monroe	79 54	110	H	South Alabama	78 88	
				174	H	Arkansas St.	88 72	79	H	Troy	81 82	
				60	H	Little Rock	47 60	314	A	UNC Greensboro	78 71	

Non-Div I Games: N.C. Wesleyan 126 65 Meredith 128 39

Coastal Caro.

■ Loss,
 ■ Non-Conf, S Site,
 ■ Home
 ■ Away
 N Neutral

Average RPI Win:	254	WON-LOST	WINNING	LAST 10	STRENGTH OF	OPP. STRENGTH	TEAM	ADJ.	CONF.	ADJ CONF.
Average RPI Loss:	176	RECORD	PCT. RANK	GAMES	SCHEDULE	OF SCHEDULE	RPI	RPI	RPI	RPI
DIV. I ONLY	6- 15	284	0- 1	220	278	291	291	10	10	
DIV. I NON-CONF.	3- 7	256	0- 0	306	351	335	335	10	10	
TOTALS	RPI 1-25	RPI 26-50	W-L RECORDS	RPI 51-100	RPI 101-150	RPI 150+				
6- 15	0- 0	0- 1	OVERALL	0- 2	0- 3	6- 9				
4- 7	0- 0	0- 1	HOME	0- 1	0- 1	4- 4				
2- 8	0- 0	0- 0	AWAY	0- 1	0- 2	2- 5				
0- 0	0- 0	0- 0	NEUTRAL	0- 0	0- 0	0- 0				
3- 7	0- 0	0- 0	NON-CONFERENCE	0- 0	0- 1	3- 6				
2- 3	0- 0	0- 0	HOME	0- 0	0- 0	2- 3				
1- 4	0- 0	0- 0	AWAY	0- 0	0- 1	1- 3				
0- 0	0- 0	0- 0	NEUTRAL	0- 0	0- 0	0- 0				
3- 8	0- 0	0- 1	CONFERENCE	0- 2	0- 2	3- 3				
2- 4	0- 0	0- 1	HOME	0- 1	0- 1	2- 1				
1- 4	0- 0	0- 0	AWAY	0- 1	0- 1	1- 2				
0- 0	0- 0	0- 0	NEUTRAL	0- 0	0- 0	0- 0				

RPI 1-25				RPI 26-50				RPI 51-100				RPI 101+				Team's RPI: 291
RPI	S	Opponent	Score	RPI	S	Opponent	Score	RPI	S	Opponent	Score	RPI	S	Opponent	Score	
				35	H	James Madison	50 91	77	A	Drexel	53 76	106	A	UNCW	49 71	
								78	H	Northeastern	56 87	116	H	Towson	61 77	
												141	A	Appalachian St.	66 80	
												152	A	Delaware	50 74	
												163	A	William & Mary	66 54	
												163	H	William & Mary	79 77	
												189	A	Elon	68 76	
												189	H	Elon	52 72	
												206	A	George Mason	52 66	
												223	H	Furman	67 70	
												242	A	Campbell	65 66	
												254	H	Hofstra	70 62	
												259	H	Winthrop	64 71	
												285	A	Wofford	58 78	
												305	H	South Carolina St.	75 51	
												316	H	Charleston So.	79 52	
												323	A	Lipscomb	65 63	
												335	H	Presbyterian	65 71	
LAST 12 Division I GAMES:																
				189	H	Elon	52 72	35	H	James Madison	50 91					
				163	H	William & Mary	79 77	116	H	Towson	61 77					
				254	H	Hofstra	70 62	163	A	William & Mary	66 54					
				78	H	Northeastern	56 87	189	A	Elon	68 76					
				152	A	Delaware	50 74	106	A	UNCW	49 71					
				77	A	Drexel	53 76	206	A	George Mason	52 66					

Non-Div I Games: North Greenville 95 62

Col. of Charleston

■ Loss,
 ■ Non-Conf, S Site,
 ■ Home
 ■ Away
 N Neutral

Average RPI Win:	275	WON-LOST	WINNING	LAST 10	STRENGTH OF	OPP. STRENGTH	TEAM	ADJ.	CONF.	ADJ CONF.
Average RPI Loss:	169	RECORD	PCT. RANK	GAMES	SCHEDULE	OF SCHEDULE	RPI	RPI	RPI	RPI
DIV. I ONLY	9- 12	215	0- 1	275	283	247	247	19	19	
DIV. I NON-CONF.	4- 6	212	0- 0	321	339	297	297	22	22	
TOTALS	RPI 1-25	RPI 26-50	W-L RECORDS	RPI 51-100	RPI 101-150	RPI 150+				
9- 12	0- 0	0- 1	OVERALL	0- 3	1- 1	8- 7				
5- 4	0- 0	0- 1	HOME	0- 1	0- 0	5- 2				
4- 8	0- 0	0- 0	AWAY	0- 2	1- 1	3- 5				
0- 0	0- 0	0- 0	NEUTRAL	0- 0	0- 0	0- 0				
4- 6	0- 0	0- 0	NON-CONFERENCE	0- 1	0- 1	4- 4				
3- 1	0- 0	0- 0	HOME	0- 0	0- 0	3- 1				
1- 5	0- 0	0- 0	AWAY	0- 1	0- 1	1- 3				
0- 0	0- 0	0- 0	NEUTRAL	0- 0	0- 0	0- 0				
5- 6	0- 0	0- 1	CONFERENCE	0- 2	1- 0	4- 3				
2- 3	0- 0	0- 1	HOME	0- 1	0- 0	2- 1				
3- 3	0- 0	0- 0	AWAY	0- 1	1- 0	2- 2				
0- 0	0- 0	0- 0	NEUTRAL	0- 0	0- 0	0- 0				

RPI 1-25				RPI 26-50				RPI 51-100				RPI 101+				Team's RPI: 247			
RPI	S	Opponent	Score	RPI	S	Opponent	Score	RPI	S	Opponent	Score	RPI	S	Opponent	Score				
				46	H	Bucknell	62 90					73	A	Yale	61 80	114	A	Dayton	58 67
												95	A	American	57 76	143	A	Boston U.	81 72
												95	H	American	66 71	151	A	Lehigh	58 86
																203	A	Navy	52 67
																203	H	Navy	49 62
																206	A	George Mason	61 64
																208	A	Holy Cross	70 67
																238	A	Niagara	69 74
																263	H	Columbia	84 71
																278	A	Siena	53 55
																280	H	Canisius	67 53
																300	A	Army West Point	70 58
																308	H	Loyola Maryland	73 64
																311	H	Lafayette	60 49
																320	H	NJIT	53 71
																321	A	UMass Lowell	61 52
																344	H	Fairleigh Dickinson	71 52
LAST 12 Division I GAMES:																			
				203	A	Navy	52 67					143	A	Boston U.	81 72				
				95	H	American	66 71					203	H	Navy	49 62				
				300	A	Army West Point	70 58					311	H	Lafayette	60 49				
				308	H	Loyola Maryland	73 64					95	A	American	57 76				
				151	A	Lehigh	58 86					208	A	Holy Cross	70 67				
				46	H	Bucknell	62 90					238	A	Niagara	69 74				

Non-Div I Games:

Colgate

Colorado

Through Games Of Feb. 11, 2019

Average RPI Win:	181	WON-LOST	WINNING	LAST 10	STRENGTH OF	OPP. STRENGTH	TEAM	ADJ.	CONF.	ADJ CONF.
Average RPI Loss:	50	RECORD	PCT. RANK	GAMES	SCHEDULE	OF SCHEDULE	RPI	RPI	RPI	RPI
DIV. I ONLY	11- 12	172	1- 0	59	39	135	135	2	2	
DIV. I NON-CONF.	10- 1	17	0- 0	221	138	44	44	2	2	
TOTALS	RPI 1-25	RPI 26-50	W-L RECORDS	RPI 51-100	RPI 101-150	RPI 150+				
11- 12	1- 4	1- 3	OVERALL	1- 3	1- 2	7- 0				
9- 6	1- 2	1- 2	HOME	1- 2	1- 0	5- 0				
1- 6	0- 2	0- 1	AWAY	0- 1	0- 2	1- 0				
1- 0	0- 0	0- 0	NEUTRAL	0- 0	0- 0	1- 0				
10- 1	1- 1	0- 0	NON-CONFERENCE	1- 0	1- 0	7- 0				
8- 0	1- 0	0- 0	HOME	1- 0	1- 0	5- 0				
1- 1	0- 1	0- 0	AWAY	0- 0	0- 0	1- 0				
1- 0	0- 0	0- 0	NEUTRAL	0- 0	0- 0	1- 0				
1- 11	0- 3	1- 3	CONFERENCE	0- 3	0- 2	0- 0				
1- 6	0- 2	1- 2	HOME	0- 2	0- 0	0- 0				
0- 5	0- 1	0- 1	AWAY	0- 1	0- 2	0- 0				
0- 0	0- 0	0- 0	NEUTRAL	0- 0	0- 0	0- 0				

RPI	S	Opponent	Score	RPI	S	Opponent	Score	RPI	S	Opponent	Score	RPI	S	Opponent	Score	Team's RPI: 135
4	A	Oregon	43 102	30	A	Oregon St.	65 89	51	A	Utah	59 78	122	A	Washington St.	48 74	
5	H	Stanford	69 80	36	H	California	60 80	51	H	Utah	61 76	124	H	Pepperdine	80 65	
18	H	Arizona St.	70 76	37	H	UCLA	60 64	80	H	Arizona	67 69	145	A	Washington	58 68	
23	A	Miami (FL)	58 73	49	H	Southern California	81 76	100	H	Northern Colo.	77 69	199	H	Prairie View	79 38	
24	H	North Carolina	86 74									203	H	Navy	59 43	
												221	N	Utah St.	78 68	
												234	A	Nevada	65 52	
												248	H	Colorado St.	59 40	
												268	H	Samford	81 39	
												324	H	San Jose St.	76 64	
LAST 12 Division I GAMES:																
49	H	Southern California	81 76	51	A	Utah	59 78									
37	H	UCLA	60 64	122	A	Washington St.	48 74									
4	A	Oregon	43 102	145	A	Washington	58 68									
30	A	Oregon St.	65 89	18	H	Arizona St.	70 76									
36	H	California	60 80	80	H	Arizona	67 69									
5	H	Stanford	69 80	51	H	Utah	61 76									

Non-Div I Games:

Colorado

Loss, Non-Conf, S Site, H Home A Away N Neutral

Average RPI Win:	237	WON-LOST	WINNING	LAST 10	STRENGTH OF	OPP. STRENGTH	TEAM	ADJ.	CONF.	ADJ CONF.
Average RPI Loss:	116	RECORD	PCT. RANK	GAMES	SCHEDULE	OF SCHEDULE	RPI	RPI	RPI	RPI
DIV. I ONLY	6- 14	279	0- 1	92	134	248	248	15	15	
DIV. I NON-CONF.	4- 5	190	0- 0	43	115	162	162	13	13	
TOTALS	RPI 1-25	RPI 26-50	W-L RECORDS	RPI 51-100	RPI 101-150	RPI 150+				
6- 14	0- 2	0- 3	OVERALL	0- 2	0- 3	6- 4				
6- 6	0- 1	0- 1	HOME	0- 1	0- 1	6- 2				
0- 8	0- 1	0- 2	AWAY	0- 1	0- 2	0- 2				
0- 0	0- 0	0- 0	NEUTRAL	0- 0	0- 0	0- 0				
4- 5	0- 2	0- 1	NON-CONFERENCE	0- 1	0- 1	4- 0				
4- 2	0- 1	0- 0	HOME	0- 1	0- 0	4- 0				
0- 3	0- 1	0- 1	AWAY	0- 0	0- 1	0- 0				
0- 0	0- 0	0- 0	NEUTRAL	0- 0	0- 0	0- 0				
2- 9	0- 0	0- 2	CONFERENCE	0- 1	0- 2	2- 4				
2- 4	0- 0	0- 1	HOME	0- 0	0- 1	2- 2				
0- 5	0- 0	0- 1	AWAY	0- 1	0- 1	0- 2				
0- 0	0- 0	0- 0	NEUTRAL	0- 0	0- 0	0- 0				

RPI 1-25				RPI 26-50				RPI 51-100				RPI 101+ Team's RPI: 248			
RPI	S	Opponent	Score	RPI	S	Opponent	Score	RPI	S	Opponent	Score	RPI	S	Opponent	Score
13	A	Gonzaga	39 50	38	A	BYU	42 51	65	A	Boise St.	57 70	113	A	Fresno St.	54 57
18	H	Arizona St.	39 70	47	H	Wyoming	49 60	100	H	Northern Colo.	47 53	113	H	Fresno St.	55 66
				48	A	New Mexico	58 70					135	A	Colorado	40 59
												169	H	Denver	84 79
												215	H	UNLV	52 49
												221	H	Utah St.	53 72
												234	A	Nevada	57 68
												234	H	Nevada	38 62
												235	H	Northern Ariz.	65 54
												251	A	Air Force	48 63
												251	H	Air Force	55 48
												274	H	North Florida	61 59
												277	H	Cornell	56 53
LAST 12 Division I GAMES:															
				47	H	Wyoming	49 60					221	H	Utah St.	53 72
				234	A	Nevada	57 68					48	A	New Mexico	58 70
				251	H	Air Force	55 48					251	A	Air Force	48 63
				65	A	Boise St.	57 70					113	H	Fresno St.	55 66
				113	A	Fresno St.	54 57					215	H	UNLV	52 49
				234	H	Nevada	38 62					169	H	Denver	84 79

Non-Div I Games: Chadron St. 91 38 Eastern N.M. 72 46

Colorado St.

Loss, Non-Conf, S Site, H Home A Away N Neutral

Average RPI Win: 211	WON-LOST	WINNING	LAST 10	STRENGTH OF	OPP. STRENGTH	TEAM	ADJ.	CONF.	ADJ CONF.
Average RPI Loss: 180	RECORD	PCT. RANK	GAMES	SCHEDULE	OF SCHEDULE	RPI	RPI	RPI	RPI
DIV. I ONLY	6- 13	273	0- 1	178	244	263	263	11	11
DIV. I NON-CONF.	4- 9	252	0- 0	227	281	264	264	11	11
TOTALS	RPI 1-25	RPI 26-50	W-L RECORDS	RPI 51-100	RPI 101-150	RPI 150+			
6- 13	0- 0	0- 0	OVERALL	1- 2	0- 3	5- 8			
4- 6	0- 0	0- 0	HOME	1- 2	0- 1	3- 3			
2- 7	0- 0	0- 0	AWAY	0- 0	0- 2	2- 5			
0- 0	0- 0	0- 0	NEUTRAL	0- 0	0- 0	0- 0			
4- 9	0- 0	0- 0	NON-CONFERENCE	0- 0	0- 3	4- 6			
2- 3	0- 0	0- 0	HOME	0- 0	0- 1	2- 2			
2- 6	0- 0	0- 0	AWAY	0- 0	0- 2	2- 4			
0- 0	0- 0	0- 0	NEUTRAL	0- 0	0- 0	0- 0			
2- 4	0- 0	0- 0	CONFERENCE	1- 2	0- 0	1- 2			
2- 3	0- 0	0- 0	HOME	1- 2	0- 0	1- 1			
0- 1	0- 0	0- 0	AWAY	0- 0	0- 0	0- 1			
0- 0	0- 0	0- 0	NEUTRAL	0- 0	0- 0	0- 0			

RPI S	Opponent	Score	RPI S	Opponent	Score	RPI S	Opponent	Score	RPI S	Opponent	Score
						72	H Penn	60 72	101	H Houston	72 83
						84	H Harvard	75 65	105	A Boston College	60 74
						93	H Princeton	64 79	129	A Fordham	49 68
									157	A Mercer	72 68
									187	A Illinois	69 76
									191	H Hampton	88 63
									193	A Milwaukee	65 78
									200	H Dartmouth	69 70
									240	H Albany (NY)	58 62
									245	H Cal St. Fullerton	58 61
									247	A Colgate	71 84
									253	A Saint Joseph's	61 68
									254	A Hofstra	65 63
									277	A Cornell	51 60
									277	H Cornell	65 57
									300	H Army West Point	70 49
LAST 12 Division I GAMES:											
200	H Dartmouth	69 70	157	A Mercer	72 68						
84	H Harvard	75 65	191	H Hampton	88 63						
72	H Penn	60 72	240	H Albany (NY)	58 62						
93	H Princeton	64 79	129	A Fordham	49 68						
277	H Cornell	65 57	245	H Cal St. Fullerton	58 61						
277	A Cornell	51 60	105	A Boston College	60 74						

Non-Div I Games:

Columbia

■ Loss,
■ Non-Conf,
■ S Site,
■ H Home
■ A Away
N Neutral

Average RPI Win: 348	WON-LOST	WINNING	LAST 10	STRENGTH OF	OPP. STRENGTH	TEAM	ADJ.	CONF.	ADJ CONF.
Average RPI Loss: 192	RECORD	PCT. RANK	GAMES	SCHEDULE	OF SCHEDULE	RPI	RPI	RPI	RPI
DIV. I ONLY	2- 21	346	0- 1	175	342	326	326	32	32
DIV. I NON-CONF.	0- 12	336	0- 0	13	183	228	228	32	32
TOTALS	RPI 1-25	RPI 26-50	W-L RECORDS	RPI 51-100	RPI 101-150	RPI 150+			
2- 21	0- 2	0- 1	OVERALL	0- 4	0- 2	2- 12			
1- 6	0- 0	0- 0	HOME	0- 0	0- 0	1- 6			
1- 14	0- 2	0- 1	AWAY	0- 4	0- 1	1- 6			
0- 1	0- 0	0- 0	NEUTRAL	0- 0	0- 1	0- 0			
0- 12	0- 2	0- 1	NON-CONFERENCE	0- 4	0- 2	0- 3			
0- 1	0- 0	0- 0	HOME	0- 0	0- 0	0- 1			
0- 10	0- 2	0- 1	AWAY	0- 4	0- 1	0- 2			
0- 1	0- 0	0- 0	NEUTRAL	0- 0	0- 1	0- 0			
2- 9	0- 0	0- 0	CONFERENCE	0- 0	0- 0	2- 9			
1- 5	0- 0	0- 0	HOME	0- 0	0- 0	1- 5			
1- 4	0- 0	0- 0	AWAY	0- 0	0- 0	1- 4			
0- 0	0- 0	0- 0	NEUTRAL	0- 0	0- 0	0- 0			

RPI 1-25				RPI 26-50				RPI 51-100				RPI 101+ Team's RPI: 326			
RPI	S	Opponent	Score	RPI	S	Opponent	Score	RPI	S	Opponent	Score	RPI	S	Opponent	Score
7	A	Mississippi St.	38 110	32	A	Ohio	62 87	68	A	FGCU	61 93	112	A	Minnesota	52 84
17	A	Maryland	36 93					69	A	Old Dominion	51 81	125	N	UAB	61 86
								70	A	West Virginia	37 78	218	A	N.C. A&T	42 66
								96	A	Virginia	41 55	226	A	Marshall	67 88
												238	A	Niagara	69 71
												239	H	Bethune-Cookman	65 71
												269	H	Norfolk St.	63 68
												295	H	Morgan St.	57 74
												301	H	UMBC	52 57
												305	A	South Carolina St.	55 60
												305	H	South Carolina St.	59 75
												342	A	N.C. Central	57 62
												345	A	Savannah St.	57 68
												345	H	Savannah St.	70 76
												346	A	Delaware St.	71 57
												349	H	Florida A&M	73 53
LAST 12 Division I GAMES:															
305	A	South Carolina St.	55 60	342	A	N.C. Central	57 62								
345	A	Savannah St.	57 68	305	H	South Carolina St.	59 75								
295	H	Morgan St.	57 74	269	H	Norfolk St.	63 68								
239	H	Bethune-Cookman	65 71	346	A	Delaware St.	71 57								
349	H	Florida A&M	73 53	345	H	Savannah St.	70 76								
218	A	N.C. A&T	42 66	69	A	Old Dominion	51 81								

Non-Div I Games:

Coppin St.

■ Loss,
 ■ Non-Conf,
 ■ S Site,
 ■ Home
 ■ A Away
 N Neutral

Average RPI Win: 269	WON-LOST	WINNING	LAST 10	STRENGTH OF	OPP. STRENGTH	TEAM	ADJ.	CONF.	ADJ CONF.
Average RPI Loss: 165	RECORD	PCT. RANK	GAMES	SCHEDULE	OF SCHEDULE	RPI	RPI	RPI	RPI
DIV. I ONLY	7- 10	229	0- 1	259	257	277	277	11	11
DIV. I NON-CONF.	6- 5	143	0- 0	295	325	208	208	11	11
TOTALS	RPI 1-25	RPI 26-50	W-L RECORDS	RPI 51-100	RPI 101-150	RPI 150+			
7- 10	0- 0	0- 0	OVERALL	0- 3	0- 1	7- 6			
6- 4	0- 0	0- 0	HOME	0- 3	0- 0	6- 1			
1- 6	0- 0	0- 0	AWAY	0- 0	0- 1	1- 5			
0- 0	0- 0	0- 0	NEUTRAL	0- 0	0- 0	0- 0			
6- 5	0- 0	0- 0	NON-CONFERENCE	0- 0	0- 1	6- 4			
5- 0	0- 0	0- 0	HOME	0- 0	0- 0	5- 0			
1- 5	0- 0	0- 0	AWAY	0- 0	0- 1	1- 4			
0- 0	0- 0	0- 0	NEUTRAL	0- 0	0- 0	0- 0			
1- 5	0- 0	0- 0	CONFERENCE	0- 3	0- 0	1- 2			
1- 4	0- 0	0- 0	HOME	0- 3	0- 0	1- 1			
0- 1	0- 0	0- 0	AWAY	0- 0	0- 0	0- 1			
0- 0	0- 0	0- 0	NEUTRAL	0- 0	0- 0	0- 0			

RPI 1-25				RPI 26-50				RPI 51-100				RPI 101+ Team's RPI: 277					
RPI	S	Opponent	Score	RPI	S	Opponent	Score	RPI	S	Opponent	Score	RPI	S	Opponent	Score		
								72	H	Penn	46	59	112	A	Minnesota	45	65
								84	H	Harvard	61	68	151	A	Lehigh	54	67
								93	H	Princeton	46	75	159	A	Stony Brook	61	63
													191	H	Hampton	79	53
													200	H	Dartmouth	56	63
													211	H	St. Bonaventure	58	44
													240	H	Albany (NY)	48	34
													248	A	Colorado St.	53	56
													263	A	Columbia	57	65
													263	H	Columbia	60	51
													265	A	Binghamton	61	72
													311	A	Lafayette	62	59
													321	H	UMass Lowell	63	54
													346	H	Delaware St.	94	59
LAST 12 Division I GAMES:																	
				84	H	Harvard	61	68	211	H	St. Bonaventure	58	44				
				200	H	Dartmouth	56	63	191	H	Hampton	79	53				
				93	H	Princeton	46	75	311	A	Lafayette	62	59				
				72	H	Penn	46	59	346	H	Delaware St.	94	59				
				263	A	Columbia	57	65	159	A	Stony Brook	61	63				
				263	H	Columbia	60	51	151	A	Lehigh	54	67				

Non-Div I Games:

Cornell

■ Loss,
 ■ Non-Conf,
 ■ S Site,
 ■ H Home
 ■ A Away
 N Neutral

Creighton

Through Games Of Feb. 11, 2019

Average RPI Win:	166	WON-LOST	WINNING	LAST 10	STRENGTH OF	OPP. STRENGTH	TEAM	ADJ.	CONF.	ADJ CONF.
Average RPI Loss:	58	RECORD	PCT. RANK	GAMES	SCHEDULE	OF SCHEDULE	RPI	RPI	RPI	RPI
DIV. I ONLY	11- 13	189	1- 0	57	37	115	115	6	6	
DIV. I NON-CONF.	6- 5	143	0- 0	104	47	93	93	4	4	
TOTALS	RPI 1-25	RPI 26-50	W-L RECORDS	RPI 51-100	RPI 101-150	RPI 150+				
11- 13	0- 3	1- 5	OVERALL	2- 2	3- 3	5- 0				
5- 6	0- 1	0- 3	HOME	2- 0	1- 2	2- 0				
4- 7	0- 2	1- 2	AWAY	0- 2	1- 1	2- 0				
2- 0	0- 0	0- 0	NEUTRAL	0- 0	1- 0	1- 0				
6- 5	0- 2	0- 2	NON-CONFERENCE	1- 1	1- 0	4- 0				
2- 2	0- 1	0- 1	HOME	1- 0	0- 0	1- 0				
2- 3	0- 1	0- 1	AWAY	0- 1	0- 0	2- 0				
2- 0	0- 0	0- 0	NEUTRAL	0- 0	1- 0	1- 0				
5- 8	0- 1	1- 3	CONFERENCE	1- 1	2- 3	1- 0				
3- 4	0- 0	0- 2	HOME	1- 0	1- 2	1- 0				
2- 4	0- 1	1- 1	AWAY	0- 1	1- 1	0- 0				
0- 0	0- 0	0- 0	NEUTRAL	0- 0	0- 0	0- 0				

RPI S	Opponent	Score	RPI S	Opponent	Score	RPI S	Opponent	Score	RPI S	Opponent	Score	Team's RPI: 115
8	A Marquette	67 85	28	A South Dakota St.	48 74	83	A UNI	55 65	109	A St. John's (NY)	65 63	
16	A Florida St.	52 71	34	A DePaul	85 82	92	A Georgetown	53 62	109	H St. John's (NY)	45 51	
22	H Drake	69 85	39	H South Dakota	65 77	92	H Georgetown	65 38	117	H Providence	63 77	
			41	A Villanova	62 67	97	H Nebraska	74 65	120	A Seton Hall	75 82	
			41	H Villanova	52 54				120	H Seton Hall	80 71	
			44	H Butler	43 75				146	N South Fla.	83 76	
									171	H Xavier	66 62	
									177	N Vanderbilt	75 55	
									246	A Wichita St.	83 71	
									317	H Omaha	66 51	
									322	A North Dakota St.	86 51	
LAST 12 Division I GAMES:												
120	H Seton Hall	80 71	171	H Xavier	66 62							
109	H St. John's (NY)	45 51	109	A St. John's (NY)	65 63							
41	A Villanova	62 67	120	A Seton Hall	75 82							
92	A Georgetown	53 62	92	H Georgetown	65 38							
117	H Providence	63 77	41	H Villanova	52 54							
44	H Butler	43 75	8	A Marquette	67 85							

Non-Div I Games:

Creighton

■ Loss,
 ■ Non-Conf,
 S Site,
 ■ Home
 ■ Away
 N Neutral

Average RPI Win:	270	WON-LOST	WINNING	LAST 10	STRENGTH OF	OPP. STRENGTH	TEAM	ADJ.	CONF.	ADJ CONF.
Average RPI Loss:	136	RECORD	PCT. RANK	GAMES	SCHEDULE	OF SCHEDULE	RPI	RPI	RPI	RPI
DIV. I ONLY	10- 9	153	0- 1	301	173	200	200	11	11	
DIV. I NON-CONF.	7- 6	153	0- 1	312	234	247	247	11	11	
TOTALS	RPI 1-25	RPI 26-50	W-L RECORDS	RPI 51-100	RPI 101-150	RPI 150+				
10- 9	0- 1	0- 0	OVERALL	0- 4	1- 1	9- 3				
5- 2	0- 1	0- 0	HOME	0- 1	1- 0	4- 0				
5- 5	0- 0	0- 0	AWAY	0- 2	0- 1	5- 2				
0- 2	0- 0	0- 0	NEUTRAL	0- 1	0- 0	0- 1				
7- 6	0- 1	0- 0	NON-CONFERENCE	0- 1	1- 1	6- 3				
5- 1	0- 1	0- 0	HOME	0- 0	1- 0	4- 0				
2- 3	0- 0	0- 0	AWAY	0- 0	0- 1	2- 2				
0- 2	0- 0	0- 0	NEUTRAL	0- 1	0- 0	0- 1				
3- 3	0- 0	0- 0	CONFERENCE	0- 3	0- 0	3- 0				
0- 1	0- 0	0- 0	HOME	0- 1	0- 0	0- 0				
3- 2	0- 0	0- 0	AWAY	0- 2	0- 0	3- 0				
0- 0	0- 0	0- 0	NEUTRAL	0- 0	0- 0	0- 0				

RPI 1-25				RPI 26-50				RPI 51-100				RPI 101+ Team's RPI: 200			
RPI	S	Opponent	Score	RPI	S	Opponent	Score	RPI	S	Opponent	Score	RPI	S	Opponent	Score
25	H	Buffalo	69 75					56	N	Middle Tenn.	58 70	105	A	Boston College	68 99
								73	A	Yale	49 64	143	H	Boston U.	64 44
								84	A	Harvard	46 56	227	A	Brown	81 61
								84	H	Harvard	57 73	245	A	Cal St. Fullerton	62 67
												257	A	San Diego	76 78
												263	A	Columbia	70 69
												265	H	Binghamton	63 39
												276	A	Vermont	66 42
												277	A	Cornell	63 56
												293	N	UC Santa Barbara	56 62
												306	H	Fairfield	59 46
												308	H	Loyola Maryland	54 41
												312	A	New Hampshire	62 42
												321	H	UMass Lowell	70 54
LAST 12 Division I GAMES:															
293	N	UC Santa Barbara	56 62	84	A	Harvard	46 56	265	H	Binghamton	63 39	105	A	Boston College	68 99
263	A	Columbia	70 69	25	H	Buffalo	69 75	312	A	New Hampshire	62 42	143	H	Boston U.	64 44
277	A	Cornell	63 56	321	H	UMass Lowell	70 54	227	A	Brown	81 61	245	A	Cal St. Fullerton	62 67
73	A	Yale	49 64					276	A	Vermont	66 42	257	A	San Diego	76 78
84	H	Harvard	57 73					263	A	Columbia	70 69	265	H	Binghamton	63 39

Non-Div I Games:

Dartmouth

■ Loss,
 ■ Non-Conf, S Site,
 ■ Home
 ■ Away
 N Neutral

Davidson				Through Games Of Feb. 11, 1919						
Average RPI Win:	206	WON-LOST	WINNING	LAST 10	STRENGTH OF	OPP. STRENGTH	TEAM	ADJ.	CONF.	ADJ CONF.
Average RPI Loss:	166	RECORD	PCT. RANK	GAMES	SCHEDULE	OF SCHEDULE	RPI	RPI	RPI	RPI
DIV. I ONLY	13- 9	123	1- 0	242	148	148	148	17	17	
DIV. I NON-CONF.	5- 7	206	0- 0	176	149	181	181	16	16	
TOTALS	RPI 1-25	RPI 26-50	W-L RECORDS	RPI 51-100	RPI 101-150	RPI 150+				
13- 9	0- 1	0- 0	OVERALL	1- 1	3- 1	9- 6				
7- 2	0- 0	0- 0	HOME	0- 0	1- 1	6- 1				
6- 7	0- 1	0- 0	AWAY	1- 1	2- 0	3- 5				
0- 0	0- 0	0- 0	NEUTRAL	0- 0	0- 0	0- 0				
5- 7	0- 1	0- 0	NON-CONFERENCE	1- 1	1- 1	3- 4				
3- 1	0- 0	0- 0	HOME	0- 0	1- 1	2- 0				
2- 6	0- 1	0- 0	AWAY	1- 1	0- 0	1- 4				
0- 0	0- 0	0- 0	NEUTRAL	0- 0	0- 0	0- 0				
8- 2	0- 0	0- 0	CONFERENCE	0- 0	2- 0	6- 2				
4- 1	0- 0	0- 0	HOME	0- 0	0- 0	4- 1				
4- 1	0- 0	0- 0	AWAY	0- 0	2- 0	2- 1				
0- 0	0- 0	0- 0	NEUTRAL	0- 0	0- 0	0- 0				

RPI 1-25					
RPI	S	Opponent	Score		
12	A	NC State	45	75	
RPI 26-50					
RPI	S	Opponent	Score		
RPI 51-100					
RPI	S	Opponent	Score		
58	A	Clemson	90	80	
93	A	Princeton	57	65	
RPI 101+					
RPI	S	Opponent	Team's RPI: 148 Score		
129	A	Fordham	60	56	
132	H	High Point	71	62	
141	H	Appalachian St.	78	81	
150	A	Duquesne	62	47	
153	A	Charlotte	66	78	
163	H	William & Mary	76	65	
189	A	Elon	72	73	
194	A	UNC Asheville	56	69	
197	H	Massachusetts	58	70	
206	H	George Mason	67	59	
207	A	George Washington	62	42	
211	H	St. Bonaventure	67	55	
228	A	Rhode Island	77	67	
253	A	Saint Joseph's	54	66	
255	H	Richmond	78	55	
260	A	Gardner-Webb	49	54	
284	H	La Salle	80	61	
316	A	Charleston So.	72	34	
335	H	Presbyterian	83	56	
LAST 12 Division I GAMES:					
211	H	St. Bonaventure	67	55	
253	A	Saint Joseph's	54	66	
284	H	La Salle	80	61	
207	A	George Washington	62	42	
129	A	Fordham	60	56	
197	H	Massachusetts	58	70	
255	H	Richmond	78	55	
228	A	Rhode Island	77	67	
150	A	Duquesne	62	47	
206	H	George Mason	67	59	
12	A	NC State	45	75	
153	A	Charlotte	66	78	

Non-Div I Games:	Queens (NC)	80	47
------------------	-------------	----	----

Davidson

■ Loss, ■ Non-Conf, S Site, H Home A Away N Neutral

Average RPI Win:	191	WON-LOST	WINNING	LAST 10	STRENGTH OF	OPP. STRENGTH	TEAM	ADJ.	CONF.	ADJ CONF.
Average RPI Loss:	93	RECORD	PCT. RANK	GAMES	SCHEDULE	OF SCHEDULE	RPI	RPI	RPI	RPI
DIV. I ONLY	12- 9	134	0- 1	117	95	114	114	17	17	
DIV. I NON-CONF.	5- 6	177	0- 0	19	40	82	82	16	16	
TOTALS	RPI 1-25	RPI 26-50	W-L RECORDS	RPI 51-100	RPI 101-150	RPI 150+				
12- 9	1- 2	1- 1	OVERALL	1- 3	1- 1	8- 2				
9- 1	1- 0	0- 0	HOME	1- 1	1- 0	6- 0				
2- 7	0- 2	0- 1	AWAY	0- 1	0- 1	2- 2				
1- 1	0- 0	1- 0	NEUTRAL	0- 1	0- 0	0- 0				
5- 6	1- 2	1- 1	NON-CONFERENCE	1- 3	0- 0	2- 0				
4- 1	1- 0	0- 0	HOME	1- 1	0- 0	2- 0				
0- 4	0- 2	0- 1	AWAY	0- 1	0- 0	0- 0				
1- 1	0- 0	1- 0	NEUTRAL	0- 1	0- 0	0- 0				
7- 3	0- 0	0- 0	CONFERENCE	0- 0	1- 1	6- 2				
5- 0	0- 0	0- 0	HOME	0- 0	1- 0	4- 0				
2- 3	0- 0	0- 0	AWAY	0- 0	0- 1	2- 2				
0- 0	0- 0	0- 0	NEUTRAL	0- 0	0- 0	0- 0				

RPI 1-25				RPI 26-50				RPI 51-100				RPI 101+ Team's RPI: 114			
RPI	S	Opponent	Score	RPI	S	Opponent	Score	RPI	S	Opponent	Score	RPI	S	Opponent	Score
15	A	South Carolina	55 65	35	A	James Madison	55 68	67	A	Green Bay	35 51	129	H	Fordham	72 50
17	A	Maryland	71 82	42	N	Georgia Tech	85 66	71	N	Virginia Tech	57 69	150	A	Duquesne	57 85
25	H	Buffalo	72 59					78	H	Northeastern	79 84	195	A	Saint Louis	65 68
								87	H	Toledo	70 49	197	H	Massachusetts	75 47
												207	A	George Washington	45 46
												211	A	St. Bonaventure	62 49
												228	A	Rhode Island	74 62
												247	H	Colgate	67 58
												253	H	Saint Joseph's	72 65
												255	H	Richmond	71 50
												284	H	La Salle	84 45
												336	H	Evansville	69 30
LAST 12 Division I GAMES:															
150	A	Duquesne	57 85	211	A	St. Bonaventure	62 49								
255	H	Richmond	71 50	207	A	George Washington	45 46								
228	A	Rhode Island	74 62	197	H	Massachusetts	75 47								
253	H	Saint Joseph's	72 65	284	H	La Salle	84 45								
195	A	Saint Louis	65 68	42	N	Georgia Tech	85 66								
129	H	Fordham	72 50	71	N	Virginia Tech	57 69								

Non-Div I Games:

Dayton

■ Loss,
 ■ Non-Conf,
 ■ S Site,
 ■ H Home
 ■ A Away
 N Neutral

Average RPI Win:	131	WON-LOST	WINNING	LAST 10	STRENGTH OF	OPP. STRENGTH	TEAM	ADJ.	CONF.	ADJ CONF.
Average RPI Loss:	38	RECORD	PCT. RANK	GAMES	SCHEDULE	OF SCHEDULE	RPI	RPI	RPI	RPI
DIV. I ONLY	17- 7	69	1- 0	42	11	34	34	6	6	
DIV. I NON-CONF.	9- 3	61	0- 0	101	9	43	43	4	4	
TOTALS	RPI 1-25	RPI 26-50	W-L RECORDS	RPI 51-100	RPI 101-150	RPI 150+				
17- 7	0- 5	3- 0	OVERALL	6- 0	2- 2	6- 0				
9- 4	0- 2	1- 0	HOME	3- 0	2- 2	3- 0				
6- 2	0- 2	2- 0	AWAY	1- 0	0- 0	3- 0				
2- 1	0- 1	0- 0	NEUTRAL	2- 0	0- 0	0- 0				
9- 3	0- 3	0- 0	NON-CONFERENCE	4- 0	0- 0	5- 0				
5- 1	0- 1	0- 0	HOME	2- 0	0- 0	3- 0				
2- 1	0- 1	0- 0	AWAY	0- 0	0- 0	2- 0				
2- 1	0- 1	0- 0	NEUTRAL	2- 0	0- 0	0- 0				
8- 4	0- 2	3- 0	CONFERENCE	2- 0	2- 2	1- 0				
4- 3	0- 1	1- 0	HOME	1- 0	2- 2	0- 0				
4- 1	0- 1	2- 0	AWAY	1- 0	0- 0	1- 0				
0- 0	0- 0	0- 0	NEUTRAL	0- 0	0- 0	0- 0				

RPI 1-25				RPI 26-50				Team's RPI: 34	RPI 51-100				RPI 101+			
RPI	S	Opponent	Score	RPI	S	Opponent	Score		RPI	S	Opponent	Score	RPI	S	Opponent	Score
1	H	Notre Dame	77 101	41	A	Villanova	66 59		54	N	Kansas St.	79 59	109	H	St. John's (NY)	73 64
6	A	UConn	63 99	41	H	Villanova	93 70		67	H	Green Bay	73 64	115	H	Creighton	82 85
8	A	Marquette	63 96	44	A	Butler	86 78		90	H	Northwestern	76 60	117	H	Providence	88 62
8	H	Marquette	87 93						92	A	Georgetown	69 64	120	H	Seton Hall	73 84
9	N	Syracuse	81 83						92	H	Georgetown	76 71	162	A	Oklahoma	87 76
									93	N	Princeton	82 67	170	H	Temple	102 88
													171	A	Xavier	73 71
													250	A	Loyola Chicago	102 76
													290	H	Tennessee St.	95 73
													345	H	Savannah St.	124 61
LAST 12 Division I GAMES:																
				92	H	Georgetown	76 71		109	H	St. John's (NY)	73 64				
				41	H	Villanova	93 70		41	A	Villanova	66 59				
				8	H	Marquette	87 93		92	A	Georgetown	69 64				
				171	A	Xavier	73 71		8	A	Marquette	63 96				
				44	A	Butler	86 78		117	H	Providence	88 62				
				120	H	Seton Hall	73 84		115	H	Creighton	82 85				

Non-Div I Games:

DePaul

■ Loss,
 ■ Non-Conf, S Site,
 ■ Home
 ■ Away
 N Neutral

Delaware

Through Games Of Feb. 11, 2019

Average RPI Win:	235	WON-LOST	WINNING	LAST 10	STRENGTH OF	OPP. STRENGTH	TEAM	ADJ.	CONF.	ADJ CONF.
Average RPI Loss:	95	RECORD	PCT. RANK	GAMES	SCHEDULE	OF SCHEDULE	RPI	RPI	RPI	RPI
DIV. I ONLY	10- 12	196	1- 0	76	204	152	152	10	10	
DIV. I NON-CONF.	5- 7	206	1- 0	113	298	189	189	10	10	
TOTALS	RPI 1-25	RPI 26-50	W-L RECORDS	RPI 51-100	RPI 101-150	RPI 150+				
10- 12	0- 2	0- 1	OVERALL	0- 4	1- 3	9- 2				
4- 5	0- 2	0- 1	HOME	0- 1	1- 1	3- 0				
4- 5	0- 0	0- 0	AWAY	0- 3	0- 1	4- 1				
2- 2	0- 0	0- 0	NEUTRAL	0- 0	0- 1	2- 1				
5- 7	0- 2	0- 0	NON-CONFERENCE	0- 1	0- 2	5- 2				
2- 2	0- 2	0- 0	HOME	0- 0	0- 0	2- 0				
1- 3	0- 0	0- 0	AWAY	0- 1	0- 1	1- 1				
2- 2	0- 0	0- 0	NEUTRAL	0- 0	0- 1	2- 1				
5- 5	0- 0	0- 1	CONFERENCE	0- 3	1- 1	4- 0				
2- 3	0- 0	0- 1	HOME	0- 1	1- 1	1- 0				
3- 2	0- 0	0- 0	AWAY	0- 2	0- 0	3- 0				
0- 0	0- 0	0- 0	NEUTRAL	0- 0	0- 0	0- 0				

RPI S	Opponent	Score	RPI S	Opponent	Score	RPI S	Opponent	Score	RPI S	Opponent	Score	Team's RPI: 152
14	H UCF	60 71	35	H James Madison	43 68	77	A Drexel	41 58	106	H UNCW	65 53	
17	H Maryland	53 77				77	H Drexel	40 57	116	H Towson	48 56	
						78	A Northeastern	62 75	138	N Montana St.	60 69	
						83	A UNI	67 79	143	A Boston U.	61 72	
									156	N Bradley	47 59	
									163	A William & Mary	70 59	
									179	N Nicholls St.	71 56	
									189	A Elon	74 63	
									206	A George Mason	46 72	
									253	H Saint Joseph's	48 39	
									254	A Hofstra	78 59	
									260	H Gardner-Webb	69 45	
									291	H Col. of Charleston	74 50	
									311	N Lafayette	65 47	
									346	A Delaware St.	85 77	
LAST 12 Division I GAMES:												
311	N Lafayette	65 47	106	H UNCW	65 53							
179	N Nicholls St.	71 56	78	A Northeastern	62 75							
77	A Drexel	41 58	254	A Hofstra	78 59							
189	A Elon	74 63	77	H Drexel	40 57							
163	A William & Mary	70 59	116	H Towson	48 56							
291	H Col. of Charleston	74 50	35	H James Madison	43 68							

Non-Div I Games:

Delaware

Loss, Non-Conf, S Site, H Home A Away N Neutral

Average RPI Win:	344	WON-LOST	WINNING	LAST 10	STRENGTH OF	OPP. STRENGTH	TEAM	ADJ.	CONF.	ADJ CONF.
Average RPI Loss:	220	RECORD	PCT. RANK	GAMES	SCHEDULE	OF SCHEDULE	RPI	RPI	RPI	RPI
DIV. I ONLY	2- 18	336	0- 1	293	348	346	346	32	32	
DIV. I NON-CONF.	0- 9	336	0- 0	128	244	323	323	32	32	
TOTALS	RPI 1-25	RPI 26-50	W-L RECORDS	RPI 51-100	RPI 101-150	RPI 150+				
2- 18	0- 0	0- 1	OVERALL	0- 0	0- 2	2- 15				
2- 5	0- 0	0- 1	HOME	0- 0	0- 0	2- 4				
0- 13	0- 0	0- 0	AWAY	0- 0	0- 2	0- 11				
0- 0	0- 0	0- 0	NEUTRAL	0- 0	0- 0	0- 0				
0- 9	0- 0	0- 1	NON-CONFERENCE	0- 0	0- 2	0- 6				
0- 2	0- 0	0- 1	HOME	0- 0	0- 0	0- 1				
0- 7	0- 0	0- 0	AWAY	0- 0	0- 2	0- 5				
0- 0	0- 0	0- 0	NEUTRAL	0- 0	0- 0	0- 0				
2- 9	0- 0	0- 0	CONFERENCE	0- 0	0- 0	2- 9				
2- 3	0- 0	0- 0	HOME	0- 0	0- 0	2- 3				
0- 6	0- 0	0- 0	AWAY	0- 0	0- 0	0- 6				
0- 0	0- 0	0- 0	NEUTRAL	0- 0	0- 0	0- 0				

RPI 1-25			RPI 26-50			RPI 51-100			RPI 101+			Team's RPI: 346
RPI	S	Opponent	Score	RPI	S	Opponent	Score	RPI	S	Opponent	Score	
				35	H	James Madison	57 103					
								109	A	St. John's (NY)	44 82	
								111	A	VCU	55 97	
								152	H	Delaware	77 85	
								170	A	Temple	61 75	
								171	A	Xavier	59 80	
								217	A	Robert Morris	63 64	
								218	A	N.C. A&T	49 72	
								218	H	N.C. A&T	47 67	
								226	A	Marshall	63 75	
								229	A	Howard	62 78	
								239	A	Bethune-Cookman	55 67	
								269	A	Norfolk St.	50 63	
								277	A	Cornell	59 94	
								305	H	South Carolina St.	60 63	
								326	H	Coppin St.	57 71	
								342	A	N.C. Central	64 65	
								342	H	N.C. Central	71 61	
								345	H	Savannah St.	66 58	
								349	A	Florida A&M	52 57	
LAST 12 Division I GAMES:												
342	A	N.C. Central	64 65	239	A	Bethune-Cookman	55 67					
218	A	N.C. A&T	49 72	342	H	N.C. Central	71 61					
305	H	South Carolina St.	60 63	218	H	N.C. A&T	47 67					
345	H	Savannah St.	66 58	326	H	Coppin St.	57 71					
229	A	Howard	62 78	269	A	Norfolk St.	50 63					
349	A	Florida A&M	52 57	111	A	VCU	55 97					

Non-Div I Games: Post 65 53 Cheyney 79 59

Delaware St.

■ Loss,
 ■ Non-Conf,
 ■ S Site,
 ■ Home
 ■ A Away
 N Neutral

Average RPI Win:	202	WON-LOST	WINNING	LAST 10	STRENGTH OF	OPP. STRENGTH	TEAM	ADJ.	CONF.	ADJ CONF.
Average RPI Loss:	155	RECORD	PCT. RANK	GAMES	SCHEDULE	OF SCHEDULE	RPI	RPI	RPI	RPI
DIV. I ONLY	13- 11	150	1- 0	212	157	169	169	18	18	
DIV. I NON-CONF.	7- 6	153	0- 0	180	134	159	159	18	18	
TOTALS	RPI 1-25	RPI 26-50	W-L RECORDS	RPI 51-100	RPI 101-150	RPI 150+				
13- 11	0- 0	1- 3	OVERALL	3- 2	0- 0	9- 6				
10- 2	0- 0	1- 1	HOME	3- 0	0- 0	6- 1				
3- 9	0- 0	0- 2	AWAY	0- 2	0- 0	3- 5				
0- 0	0- 0	0- 0	NEUTRAL	0- 0	0- 0	0- 0				
7- 6	0- 0	0- 1	NON-CONFERENCE	3- 2	0- 0	4- 3				
6- 1	0- 0	0- 0	HOME	3- 0	0- 0	3- 1				
1- 5	0- 0	0- 1	AWAY	0- 2	0- 0	1- 2				
0- 0	0- 0	0- 0	NEUTRAL	0- 0	0- 0	0- 0				
6- 5	0- 0	1- 2	CONFERENCE	0- 0	0- 0	5- 3				
4- 1	0- 0	1- 1	HOME	0- 0	0- 0	3- 0				
2- 4	0- 0	0- 1	AWAY	0- 0	0- 0	2- 3				
0- 0	0- 0	0- 0	NEUTRAL	0- 0	0- 0	0- 0				

RPI S	Opponent	Score	RPI S	Opponent	Score	RPI S	Opponent	Score	RPI S	Opponent	Score	Team's RPI: 169
28	A South Dakota St.	59 76	28	H South Dakota St.	67 83	59	H Lamar University	117 110	166	A New Mexico St.	64 66	
39	H South Dakota	104 99	95	H American	83 54	175	A Oral Roberts	66 74	175	H Oral Roberts	93 76	
47	A Wyoming	74 78	97	A Nebraska	71 96	175	H Oral Roberts	93 76	211	H St. Bonaventure	76 62	
			99	H Loyola Marymount	104 75	215	A Western Ill.	78 87	215	A Western Ill.	78 87	
			100	A Northern Colo.	66 74	225	H North Dakota	87 66	237	H UMKC	92 75	
						248	A Colorado St.	79 84	251	H Air Force	92 66	
						268	H Samford	83 87	272	A Southern Utah	71 70	
						317	A Omaha	95 68	322	A North Dakota St.	87 67	
						322	H North Dakota St.	81 54	322	H North Dakota St.	81 54	
						334	A Purdue Fort Wayne	55 70				
LAST 12 Division I GAMES:												
322	A North Dakota St.	87 67	28	A South Dakota St.	59 76							
175	A Oral Roberts	66 74	225	H North Dakota	87 66							
28	H South Dakota St.	67 83	39	H South Dakota	104 99							
334	A Purdue Fort Wayne	55 70	215	A Western Ill.	78 87							
175	H Oral Roberts	93 76	317	A Omaha	95 68							
322	H North Dakota St.	81 54	248	A Colorado St.	79 84							

Non-Div I Games:

Denver

Detroit Mercy

Through Games Of Feb. 11, 2019

Average RPI Win:	317	WON-LOST	WINNING	LAST 10	STRENGTH OF	OPP. STRENGTH	TEAM	ADJ.	CONF.	ADJ CONF.
Average RPI Loss:	186	RECORD	PCT. RANK	GAMES	SCHEDULE	OF SCHEDULE	RPI	RPI	RPI	RPI
DIV. I ONLY	2- 20	341	0- 1	299	213	338	338	20	20	
DIV. I NON-CONF.	1- 9	326	0- 0	270	205	325	325	17	17	
TOTALS	RPI 1-25	RPI 26-50	W-L RECORDS	RPI 51-100	RPI 101-150	RPI 150+				
2- 20	0- 0	0- 0	OVERALL	0- 5	0- 4	2- 11				
0- 8	0- 0	0- 0	HOME	0- 2	0- 1	0- 5				
2- 12	0- 0	0- 0	AWAY	0- 3	0- 3	2- 6				
0- 0	0- 0	0- 0	NEUTRAL	0- 0	0- 0	0- 0				
1- 9	0- 0	0- 0	NON-CONFERENCE	0- 3	0- 1	1- 5				
0- 3	0- 0	0- 0	HOME	0- 1	0- 0	0- 2				
1- 6	0- 0	0- 0	AWAY	0- 2	0- 1	1- 3				
0- 0	0- 0	0- 0	NEUTRAL	0- 0	0- 0	0- 0				
1- 11	0- 0	0- 0	CONFERENCE	0- 2	0- 3	1- 6				
0- 5	0- 0	0- 0	HOME	0- 1	0- 1	0- 3				
1- 6	0- 0	0- 0	AWAY	0- 1	0- 2	1- 3				
0- 0	0- 0	0- 0	NEUTRAL	0- 0	0- 0	0- 0				

RPI S	Opponent	Score	RPI S	Opponent	Score	RPI S	Opponent	Score	RPI S	Opponent	Score	Team's RPI: 338
						57	A Michigan	62 95	108	A Ohio St.	41 55	
						62	H Miami (OH)	59 78	123	A IUPUI	47 82	
						67	H Green Bay	40 65	126	A Youngstown St.	45 91	
						76	A Wright St.	59 78	126	H Youngstown St.	59 85	
						87	A Toledo	60 77	184	A Eastern Mich.	53 60	
									193	H Milwaukee	44 62	
									231	A Bowling Green	73 79	
									250	A Loyola Chicago	43 52	
									270	A Cleveland St.	51 67	
									270	H Cleveland St.	49 67	
									279	A Northern Ky.	56 68	
									283	H Western Mich.	44 54	
									302	A Oakland	67 74	
									302	H Oakland	65 76	
									304	A Manhattan	58 56	
									317	H Omaha	42 51	
									329	A UIC	42 36	
LAST 12 Division I GAMES:												
302	H Oakland	65 76	67	H Green Bay	40 65							
126	A Youngstown St.	45 91	329	A UIC	42 36							
270	A Cleveland St.	51 67	123	A IUPUI	47 82							
76	A Wright St.	59 78	302	A Oakland	67 74							
279	A Northern Ky.	56 68	270	H Cleveland St.	49 67							
193	H Milwaukee	44 62	126	H Youngstown St.	59 85							

Non-Div I Games: Mich.-Dearborn 68 60

Detroit Mercy

Loss, Non-Conf, S Site, H Home A Away N Neutral

Average RPI Win:	167	WON-LOST	WINNING	LAST 10	STRENGTH OF	OPP. STRENGTH	TEAM	ADJ.	CONF.	ADJ CONF.
Average RPI Loss:	23	RECORD	PCT. RANK	GAMES	SCHEDULE	OF SCHEDULE	RPI	RPI	RPI	RPI
DIV. I ONLY	17- 5	40	1- 0	45	75	22	22	13	13	
DIV. I NON-CONF.	7- 4	108	1- 0	6	2	11	11	15	15	
TOTALS	RPI 1-25	RPI 26-50	W-L RECORDS	RPI 51-100	RPI 101-150	RPI 150+				
17- 5	2- 3	1- 1	OVERALL	2- 1	1- 0	11- 0				
5- 2	0- 1	1- 0	HOME	0- 1	0- 0	4- 0				
10- 2	0- 1	0- 1	AWAY	2- 0	1- 0	7- 0				
2- 1	2- 1	0- 0	NEUTRAL	0- 0	0- 0	0- 0				
7- 4	2- 3	1- 1	NON-CONFERENCE	1- 0	1- 0	2- 0				
2- 1	0- 1	1- 0	HOME	0- 0	0- 0	1- 0				
3- 2	0- 1	0- 1	AWAY	1- 0	1- 0	1- 0				
2- 1	2- 1	0- 0	NEUTRAL	0- 0	0- 0	0- 0				
10- 1	0- 0	0- 0	CONFERENCE	1- 1	0- 0	9- 0				
3- 1	0- 0	0- 0	HOME	0- 1	0- 0	3- 0				
7- 0	0- 0	0- 0	AWAY	1- 0	0- 0	6- 0				
0- 0	0- 0	0- 0	NEUTRAL	0- 0	0- 0	0- 0				

RPI	S	Opponent	Score
1	N	Notre Dame	64 82
10	A	Iowa St.	81 86
11	H	Iowa	82 91
15	N	South Carolina	90 85
19	N	Rutgers	69 59

RPI	S	Opponent	Score
28	A	South Dakota St.	71 80
39	H	South Dakota	76 64

RPI	S	Opponent	Score
63	H	Missouri St.	79 85
83	A	UNI	88 64
97	A	Nebraska	83 77

RPI	S	Opponent	Score
115	A	Creighton	85 69
156	A	Bradley	92 63
158	H	CSUN	73 63
160	H	Southern Ill.	94 66
173	A	Indiana St.	70 68
190	A	Illinois St.	82 64
215	A	Western Ill.	98 71
250	A	Loyola Chicago	83 55
250	H	Loyola Chicago	69 60
292	A	Valparaiso	88 62
292	H	Valparaiso	84 53
336	A	Evansville	78 47

LAST 12 Division I GAMES:

15	N	South Carolina	90 85	336	A	Evansville	78 47
1	N	Notre Dame	64 82	173	A	Indiana St.	70 68
250	A	Loyola Chicago	83 55	83	A	UNI	88 64
292	A	Valparaiso	88 62	292	H	Valparaiso	84 53
160	H	Southern Ill.	94 66	250	H	Loyola Chicago	69 60
63	H	Missouri St.	79 85	190	A	Illinois St.	82 64

Non-Div I Games: Clarke 91 43

Drake

■ Loss,
 ■ Non-Conf,
 ■ S Site,
 ■ Home
 ■ A Away
 N Neutral

RPI 1-25				RPI 26-50				RPI 51-100				Team's RPI: 77		RPI 101+			
RPI	S	Opponent	Score	RPI	S	Opponent	Score	RPI	S	Opponent	Score	RPI	S	Opponent	Score		
35	H	James Madison	35 51	66	H	Quinnipiac	52 56	106	H	UNCW	67 55						
46	H	Bucknell	64 42	72	H	Penn	39 55	116	H	Towson	54 55						
				76	N	Wright St.	63 71	152	A	Delaware	57 40						
				78	A	Northeastern	61 59	152	H	Delaware	58 41						
								163	A	William & Mary	62 58						
								189	A	Elon	59 44						
								253	H	Saint Joseph's	51 34						
								254	A	Hofstra	61 49						
								255	A	Richmond	58 35						
								260	H	Gardner-Webb	65 48						
								276	A	Vermont	60 44						
								278	N	Siena	51 39						
								284	A	La Salle	58 43						
								291	H	Col. of Charleston	76 53						
								304	A	Manhattan	53 39						
LAST 12 Division I GAMES:																	
276	A	Vermont	60 44	254	A	Hofstra	61 49										
152	H	Delaware	58 41	78	A	Northeastern	61 59										
163	A	William & Mary	62 58	152	A	Delaware	57 40										
189	A	Elon	59 44	35	H	James Madison	35 51										
106	H	UNCW	67 55	116	H	Towson	54 55										
291	H	Col. of Charleston	76 53	255	A	Richmond	58 35										

Drexel

Page 72

Average RPI Win:	139	WON-LOST	WINNING	LAST 10	STRENGTH OF	OPP. STRENGTH	TEAM	ADJ.	CONF.	ADJ CONF.
Average RPI Loss:	50	RECORD	PCT. RANK	GAMES	SCHEDULE	OF SCHEDULE	RPI	RPI	RPI	RPI
DIV. I ONLY	11- 12	172	0- 1	25	8	74	74	1	1	
DIV. I NON-CONF.	8- 4	91	0- 1	88	57	55	55	1	1	
TOTALS	RPI 1-25	RPI 26-50	W-L RECORDS	RPI 51-100	RPI 101-150	RPI 150+				
11- 12	1- 5	0- 3	OVERALL	2- 2	3- 2	5- 0				
7- 3	0- 3	0- 0	HOME	1- 0	3- 0	3- 0				
3- 7	1- 2	0- 2	AWAY	1- 2	0- 1	1- 0				
1- 2	0- 0	0- 1	NEUTRAL	0- 0	0- 1	1- 0				
8- 4	0- 0	0- 2	NON-CONFERENCE	2- 1	1- 1	5- 0				
5- 0	0- 0	0- 0	HOME	1- 0	1- 0	3- 0				
2- 2	0- 0	0- 1	AWAY	1- 1	0- 0	1- 0				
1- 2	0- 0	0- 1	NEUTRAL	0- 0	0- 1	1- 0				
3- 8	1- 5	0- 1	CONFERENCE	0- 1	2- 1	0- 0				
2- 3	0- 3	0- 0	HOME	0- 0	2- 0	0- 0				
1- 5	1- 2	0- 1	AWAY	0- 1	0- 1	0- 0				
0- 0	0- 0	0- 0	NEUTRAL	0- 0	0- 0	0- 0				

RPI 1-25				RPI 26-50				RPI 51-100 Team's RPI: 74				RPI 101+			
RPI	S	Opponent	Score	RPI	S	Opponent	Score	RPI	S	Opponent	Score	RPI	S	Opponent	Score
3	H	Louisville	51 73	30	A	Oregon St.	57 71	68	H	FGCU	57 41	105	A	Boston College	90 92
9	H	Syracuse	55 64	33	N	Missouri	54 62	75	A	Maine	66 63	119	H	Wake Forest	66 52
12	A	NC State	51 63	42	A	Georgia Tech	64 70	90	A	Northwestern	58 84	127	H	Pittsburgh	74 55
16	A	Florida St.	62 66					96	A	Virginia	47 53	145	N	Washington	64 71
23	H	Miami (FL)	50 58									147	H	Marist	64 56
24	A	North Carolina	85 69									181	N	Ball St.	79 62
												185	A	Wisconsin	60 53
												189	H	Elon	81 64
												204	H	East Carolina	83 66
												215	H	UNLV	66 38
LAST 12 Division I GAMES:															
		33 N Missouri	54 62			9 H Syracuse	55 64								
		181 N Ball St.	79 62			119 H Wake Forest	66 52								
		96 A Virginia	47 53			16 A Florida St.	62 66								
		24 A North Carolina	85 69			23 H Miami (FL)	50 58								
		127 H Pittsburgh	74 55			42 A Georgia Tech	64 70								
		105 A Boston College	90 92			3 H Louisville	51 73								

Non-Div I Games:

Duke

■ Loss,
 ■ Non-Conf,
 ■ S Site,
 ■ H Home
 ■ A Away
 N Neutral

Average RPI Win:	203	WON-LOST	WINNING	LAST 10	STRENGTH OF	OPP. STRENGTH	TEAM	ADJ.	CONF.	ADJ CONF.
Average RPI Loss:	111	RECORD	PCT. RANK	GAMES	SCHEDULE	OF SCHEDULE	RPI	RPI	RPI	RPI
DIV. I ONLY	12- 11	156	1- 0	168	92	150	150	17	17	
DIV. I NON-CONF.	6- 7	172	0- 0	105	21	126	126	16	16	
TOTALS	RPI 1-25	RPI 26-50	W-L RECORDS	RPI 51-100	RPI 101-150	RPI 150+				
12- 11	0- 2	0- 2	OVERALL	1- 1	2- 3	9- 3				
6- 4	0- 1	0- 0	HOME	0- 0	1- 2	5- 1				
6- 5	0- 0	0- 2	AWAY	1- 1	1- 1	4- 1				
0- 2	0- 1	0- 0	NEUTRAL	0- 0	0- 0	0- 1				
6- 7	0- 2	0- 2	NON-CONFERENCE	1- 1	1- 1	4- 1				
3- 2	0- 1	0- 0	HOME	0- 0	0- 1	3- 0				
3- 3	0- 0	0- 2	AWAY	1- 1	1- 0	1- 0				
0- 2	0- 1	0- 0	NEUTRAL	0- 0	0- 0	0- 1				
6- 4	0- 0	0- 0	CONFERENCE	0- 0	1- 2	5- 2				
3- 2	0- 0	0- 0	HOME	0- 0	1- 1	2- 1				
3- 2	0- 0	0- 0	AWAY	0- 0	0- 1	3- 1				
0- 0	0- 0	0- 0	NEUTRAL	0- 0	0- 0	0- 0				

RPI 1-25			RPI 26-50			RPI 51-100			RPI 101+ Team's RPI: 150		
RPI	S	Opponent	Score	RPI	S	Opponent	Score	RPI	S	Opponent	Score
9	N	Syracuse	71 87	29	A	Texas	41 78	85	A	Kent St.	77 72
14	H	UCF	63 71	43	A	TCU	48 61	87	A	Toledo	52 65
LAST 12 Division I GAMES:											
114	H	Dayton	85 57	253	H	Saint Joseph's	81 73	114	H	Dayton	85 57
197	A	Massachusetts	66 69	206	A	George Mason	60 57	127	H	Pittsburgh	58 66
129	A	Fordham	46 57	148	H	Davidson	47 62	129	A	Fordham	46 57
207	H	George Washington	54 55	211	A	St. Bonaventure	60 54	133	A	Penn St.	64 58
284	A	La Salle	66 62	170	H	Temple	54 53	148	H	Davidson	47 62
255	H	Richmond	80 54	127	H	Pittsburgh	58 66	170	H	Temple	54 53
								197	A	Massachusetts	66 69
								206	A	George Mason	60 57
								207	H	George Washington	54 55
								211	A	St. Bonaventure	60 54
								220	A	Saint Francis (PA)	93 73
								232	N	Liberty	51 55
								244	H	ETSU	66 58
								253	H	Saint Joseph's	81 73
								255	H	Richmond	80 54
								265	H	Mt. St. Mary's	73 64
								284	A	La Salle	66 62

Non-Div I Games:

Duquesne

■ Loss,
 ■ Non-Conf, S Site,
 ■ Home
 ■ Away
 N Neutral

Average RPI Win: 237	WON-LOST	WINNING	LAST 10	STRENGTH OF	OPP. STRENGTH	TEAM	ADJ.	CONF.	ADJ CONF.
Average RPI Loss: 117	RECORD	PCT. RANK	GAMES	SCHEDULE	OF SCHEDULE	RPI	RPI	RPI	RPI
DIV. I ONLY	7- 17	283	0- 2	90	145	244	244	27	27
DIV. I NON-CONF.	2- 14	319	0- 2	32	101	236	236	24	24
TOTALS	RPI 1-25	RPI 26-50	W-L RECORDS	RPI 51-100	RPI 101-150	RPI 150+			
7- 17	0- 3	0- 0	OVERALL	0- 4	2- 6	5- 4			
7- 4	0- 0	0- 0	HOME	0- 1	2- 2	5- 1			
0- 10	0- 1	0- 0	AWAY	0- 3	0- 3	0- 3			
0- 3	0- 2	0- 0	NEUTRAL	0- 0	0- 1	0- 0			
2- 14	0- 3	0- 0	NON-CONFERENCE	0- 4	1- 5	1- 2			
2- 4	0- 0	0- 0	HOME	0- 1	1- 2	1- 1			
0- 7	0- 1	0- 0	AWAY	0- 3	0- 2	0- 1			
0- 3	0- 2	0- 0	NEUTRAL	0- 0	0- 1	0- 0			
5- 3	0- 0	0- 0	CONFERENCE	0- 0	1- 1	4- 2			
5- 0	0- 0	0- 0	HOME	0- 0	1- 0	4- 0			
0- 3	0- 0	0- 0	AWAY	0- 0	0- 1	0- 2			
0- 0	0- 0	0- 0	NEUTRAL	0- 0	0- 0	0- 0			

RPI 1-25			RPI 26-50			RPI 51-100			RPI 101+ Team's RPI: 244		
RPI	S	Opponent	Score	RPI	S	Opponent	Score	RPI	S	Opponent	Score
15	N	South Carolina	55 101					101	H	Houston	77 84
19	N	Rutgers	44 68					110	A	South Alabama	74 81
20	A	Michigan St.	53 75					128	N	Western Ky.	68 82
								132	H	High Point	65 73
								141	H	Appalachian St.	95 64
								142	A	Chattanooga	67 76
								142	H	Chattanooga	64 54
								150	A	Duquesne	58 66
								157	A	Mercer	41 64
								194	A	UNC Asheville	55 56
								218	H	N.C. A&T	61 56
								223	H	Furman	75 70
								232	H	Liberty	86 89
								268	A	Samford	58 79
								285	H	Wofford	92 79
								314	H	UNC Greensboro	85 76
								337	H	Western Caro.	88 80
LAST 12 Division I GAMES:											
19	N	Rutgers	44 68	268	A	Samford	58 79				
128	N	Western Ky.	68 82	285	H	Wofford	92 79				
142	H	Chattanooga	64 54	223	H	Furman	75 70				
337	H	Western Caro.	88 80	142	A	Chattanooga	67 76				
314	H	UNC Greensboro	85 76	132	H	High Point	65 73				
157	A	Mercer	41 64	61	A	Tennessee	61 80				

Non-Div I Games:

ETSU

■ Loss,
 ■ Non-Conf,
 ■ S Site,
 ■ H Home
 ■ A Away
 N Neutral

East Carolina

Through Games Of Feb. 11, 2019

Average RPI Win:	249	WON-LOST	WINNING	LAST 10	STRENGTH OF	OPP. STRENGTH	TEAM	ADJ.	CONF.	ADJ CONF.
Average RPI Loss:	132	RECORD	PCT. RANK	GAMES	SCHEDULE	OF SCHEDULE	RPI	RPI	RPI	RPI
DIV. I ONLY	12- 11	156	1- 0	238	171	204	204	9	9	
DIV. I NON-CONF.	9- 4	85	0- 0	313	263	202	202	9	9	
TOTALS	RPI 1-25	RPI 26-50	W-L RECORDS	RPI 51-100	RPI 101-150	RPI 150+				
12- 11	0- 2	0- 0	OVERALL	0- 1	2- 3	10- 5				
10- 3	0- 1	0- 0	HOME	0- 0	2- 2	8- 0				
0- 8	0- 1	0- 0	AWAY	0- 1	0- 1	0- 5				
2- 0	0- 0	0- 0	NEUTRAL	0- 0	0- 0	2- 0				
9- 4	0- 0	0- 0	NON-CONFERENCE	0- 1	1- 1	8- 2				
7- 1	0- 0	0- 0	HOME	0- 0	1- 1	6- 0				
0- 3	0- 0	0- 0	AWAY	0- 1	0- 0	0- 2				
2- 0	0- 0	0- 0	NEUTRAL	0- 0	0- 0	2- 0				
3- 7	0- 2	0- 0	CONFERENCE	0- 0	1- 2	2- 3				
3- 2	0- 1	0- 0	HOME	0- 0	1- 1	2- 0				
0- 5	0- 1	0- 0	AWAY	0- 0	0- 1	0- 3				
0- 0	0- 0	0- 0	NEUTRAL	0- 0	0- 0	0- 0				

RPI 1-25				RPI 26-50				RPI 51-100				RPI 101+ Team's RPI: 204			
RPI	S	Opponent	Score	RPI	S	Opponent	Score	RPI	S	Opponent	Score	RPI	S	Opponent	Score
6	A	UConn	55 118					74	A	Duke	66 83	106	H	UNCW	68 71
14	H	UCF	58 61									119	H	Wake Forest	70 61
												144	A	Tulane	57 68
												144	H	Tulane	63 61
												149	H	Tulsa	55 75
												153	A	Charlotte	46 52
												163	A	William & Mary	43 63
												170	A	Temple	62 84
												178	H	UMES	84 69
												213	H	Monmouth	73 67
												230	A	Memphis	46 58
												230	H	Memphis	68 59
												232	H	Liberty	66 63
												246	A	Wichita St.	47 57
												246	H	Wichita St.	78 56
												298	H	Kennesaw St.	68 56
												305	N	South Carolina St.	71 63
												339	H	Grand Canyon	59 47
												340	H	USC Upstate	63 53
												341	N	Longwood	61 52
LAST 12 Division I GAMES:															
230	H	Memphis	68 59	230	A	Memphis	46 58								
6	A	UConn	55 118	149	H	Tulsa	55 75								
144	H	Tulane	63 61	246	H	Wichita St.	78 56								
246	A	Wichita St.	47 57	144	A	Tulane	57 68								
170	A	Temple	62 84	106	H	UNCW	68 71								
14	H	UCF	58 61	74	A	Duke	66 83								

Non-Div I Games:

East Carolina

■ Loss,
 ■ Non-Conf,
 ■ S Site,
 ■ H Home
 ■ A Away
 N Neutral

Average RPI Win: 250	WON-LOST	WINNING	LAST 10	STRENGTH OF	OPP. STRENGTH	TEAM	ADJ.	CONF.	ADJ CONF.
Average RPI Loss: 183	RECORD	PCT. RANK	GAMES	SCHEDULE	OF SCHEDULE	RPI	RPI	RPI	RPI
DIV. I ONLY	7- 13	251	1- 0	227	304	271	271	22	22
DIV. I NON-CONF.	3- 5	227	0- 0	193	257	215	215	21	21
TOTALS	RPI 1-25	RPI 26-50	W-L RECORDS	RPI 51-100	RPI 101-150	RPI 150+			
7- 13	0- 0	0- 1	OVERALL	0- 1	1- 3	6- 8			
5- 3	0- 0	0- 0	HOME	0- 0	1- 1	4- 2			
1- 10	0- 0	0- 1	AWAY	0- 1	0- 2	1- 6			
1- 0	0- 0	0- 0	NEUTRAL	0- 0	0- 0	1- 0			
3- 5	0- 0	0- 1	NON-CONFERENCE	0- 1	0- 0	3- 3			
2- 0	0- 0	0- 0	HOME	0- 0	0- 0	2- 0			
0- 5	0- 0	0- 1	AWAY	0- 1	0- 0	0- 3			
1- 0	0- 0	0- 0	NEUTRAL	0- 0	0- 0	1- 0			
4- 8	0- 0	0- 0	CONFERENCE	0- 0	1- 3	3- 5			
3- 3	0- 0	0- 0	HOME	0- 0	1- 1	2- 2			
1- 5	0- 0	0- 0	AWAY	0- 0	0- 2	1- 3			
0- 0	0- 0	0- 0	NEUTRAL	0- 0	0- 0	0- 0			

RPI S	Opponent	Score	RPI S	Opponent	Score	RPI S	Opponent	Score	RPI S	Opponent	Score	Team's RPI: 271
44	A Butler	37 72	98	A Northern Ill.	59 78	121	H Morehead St.	57 67	130	A Tennessee Tech	88 99	
						134	A UT Martin	66 90	134	H UT Martin	77 71	
						156	A Bradley	64 67	160	A Southern Ill.	59 73	
						173	H Indiana St.	63 39	201	A Jacksonville St.	49 78	
						215	N Western Ill.	64 62	222	A Southeast Mo. St.	57 72	
						256	H SIUE	56 65	281	A Murray St.	51 60	
						281	H Murray St.	75 67	287	A Austin Peay	67 57	
						287	H Austin Peay	60 73	292	A Valparaiso	60 62	
						327	H Eastern Ky.	80 60	334	H Purdue Fort Wayne	72 63	
LAST 12 Division I GAMES:												
287	A Austin Peay	67 57	287	H Austin Peay	60 73							
281	A Murray St.	51 60	281	H Murray St.	75 67							
121	H Morehead St.	57 67	130	A Tennessee Tech	88 99							
327	H Eastern Ky.	80 60	201	A Jacksonville St.	49 78							
222	A Southeast Mo. St.	57 72	256	H SIUE	56 65							
134	A UT Martin	66 90	134	H UT Martin	77 71							

Non-Div I Games: Lincoln Christian 97 34 Eureka 104 48 Oakland City 102 43

Eastern Ill.

Loss, Non-Conf, S Site, H Home A Away N Neutral

Average RPI Win:	0	WON-LOST	WINNING	LAST 10	STRENGTH OF	OPP. STRENGTH	TEAM	ADJ.	CONF.	ADJ CONF.
Average RPI Loss:	170	RECORD	PCT. RANK	GAMES	SCHEDULE	OF SCHEDULE	RPI	RPI	RPI	RPI
DIV. I ONLY	0- 21	351	0- 1	118	263	327	327	22	22	
DIV. I NON-CONF.	0- 9	336	0- 1	21	229	261	261	21	21	
TOTALS	RPI 1-25	RPI 26-50	W-L RECORDS	RPI 51-100	RPI 101-150	RPI 150+				
0- 21	0- 1	0- 1	OVERALL	0- 5	0- 3	0- 11				
0- 8	0- 0	0- 0	HOME	0- 1	0- 2	0- 5				
0- 11	0- 0	0- 1	AWAY	0- 3	0- 1	0- 6				
0- 2	0- 1	0- 0	NEUTRAL	0- 1	0- 0	0- 0				
0- 9	0- 1	0- 1	NON-CONFERENCE	0- 3	0- 1	0- 3				
0- 2	0- 0	0- 0	HOME	0- 0	0- 0	0- 2				
0- 5	0- 0	0- 1	AWAY	0- 2	0- 1	0- 1				
0- 2	0- 1	0- 0	NEUTRAL	0- 1	0- 0	0- 0				
0- 12	0- 0	0- 0	CONFERENCE	0- 2	0- 2	0- 8				
0- 6	0- 0	0- 0	HOME	0- 1	0- 2	0- 3				
0- 6	0- 0	0- 0	AWAY	0- 1	0- 0	0- 5				
0- 0	0- 0	0- 0	NEUTRAL	0- 0	0- 0	0- 0				

RPI	S	Opponent	Score	RPI	S	Opponent	Score	RPI	S	Opponent	Score	RPI	S	Opponent	Score	Team's RPI: 327
16	N	Florida St.	45 62	32	A	Ohio	60 100	62	A	Miami (OH)	44 60	130	H	Tennessee Tech	68 81	
								64	A	Belmont	43 69	134	H	UT Martin	61 87	
								64	H	Belmont	52 87	136	A	Akron	54 63	
								70	A	West Virginia	29 78	195	H	Saint Louis	43 70	
								70	N	West Virginia	39 81	201	H	Jacksonville St.	44 53	
												206	H	George Mason	75 91	
												222	H	Southeast Mo. St.	42 52	
												256	A	SIUE	55 74	
												271	A	Eastern Ill.	60 80	
												281	A	Murray St.	63 81	
												283	A	Western Mich.	53 64	
												287	A	Austin Peay	65 100	
												290	A	Tennessee St.	38 60	
												290	H	Tennessee St.	31 57	
LAST 12 Division I GAMES:																
		70	N	West Virginia	39	81				201	H	Jacksonville St.	44	53		
		290	H	Tennessee St.	31	57				222	H	Southeast Mo. St.	42	52		
		64	H	Belmont	52	87				134	H	UT Martin	61	87		
		256	A	SIUE	55	74				64	A	Belmont	43	69		
		271	A	Eastern Ill.	60	80				290	A	Tennessee St.	38	60		
		130	H	Tennessee Tech	68	81				281	A	Murray St.	63	81		

Non-Div I Games: Brescia 70 41 Ky. Christian 90 35

Eastern Ky.

■ Loss,
 ■ Non-Conf,
 ■ S Site,
 ■ Home
 ■ A Away
 N Neutral

Average RPI Win:	272	WON-LOST	WINNING	LAST 10	STRENGTH OF	OPP. STRENGTH	TEAM	ADJ.	CONF.	ADJ CONF.
Average RPI Loss:	88	RECORD	PCT. RANK	GAMES	SCHEDULE	OF SCHEDULE	RPI	RPI	RPI	RPI
DIV. I ONLY	9- 11	203	0- 1	171	140	184	184	7	7	
DIV. I NON-CONF.	6- 4	125	0- 0	338	253	252	252	8	8	
TOTALS	RPI 1-25	RPI 26-50	W-L RECORDS	RPI 51-100	RPI 101-150	RPI 150+				
9- 11	0- 2	0- 3	OVERALL	0- 4	1- 0	8- 2				
6- 2	0- 1	0- 0	HOME	0- 1	0- 0	6- 0				
3- 6	0- 0	0- 2	AWAY	0- 3	1- 0	2- 1				
0- 3	0- 1	0- 1	NEUTRAL	0- 0	0- 0	0- 1				
6- 4	0- 1	0- 1	NON-CONFERENCE	0- 0	0- 0	6- 2				
4- 0	0- 0	0- 0	HOME	0- 0	0- 0	4- 0				
2- 1	0- 0	0- 0	AWAY	0- 0	0- 0	2- 1				
0- 3	0- 1	0- 1	NEUTRAL	0- 0	0- 0	0- 1				
3- 7	0- 1	0- 2	CONFERENCE	0- 4	1- 0	2- 0				
2- 2	0- 1	0- 0	HOME	0- 1	0- 0	2- 0				
1- 5	0- 0	0- 2	AWAY	0- 3	1- 0	0- 0				
0- 0	0- 0	0- 0	NEUTRAL	0- 0	0- 0	0- 0				

RPI 1-25				RPI 26-50				RPI 51-100				RPI 101+				Team's RPI: 184	
RPI	S	Opponent	Score	RPI	S	Opponent	Score	RPI	S	Opponent	Score	RPI	S	Opponent	Score		
10	N	Iowa St.	59 85	27	A	Central Mich.	61 71	62	A	Miami (OH)	58 63	136	A	Akron	72 60		
25	H	Buffalo	84 91	32	A	Ohio	44 85	85	A	Kent St.	64 71	187	A	Illinois	66 72		
				44	N	Butler	63 73	87	A	Toledo	43 63	190	H	Illinois St.	50 41		
								98	H	Northern Ill.	65 68	231	H	Bowling Green	81 74		
												270	H	Cleveland St.	69 63		
												283	H	Western Mich.	64 61		
												314	N	UNC Greensboro	44 49		
												329	H	UIC	52 38		
												334	A	Purdue Fort Wayne	87 72		
												338	H	Detroit Mercy	60 53		
												341	A	Longwood	64 45		
LAST 12 Division I GAMES:																	
				87	A	Toledo	43 63	136	A	Akron	72 60						
				62	A	Miami (OH)	58 63	283	H	Western Mich.	64 61						
				98	H	Northern Ill.	65 68	25	H	Buffalo	84 91						
				27	A	Central Mich.	61 71	85	A	Kent St.	64 71						
				231	H	Bowling Green	81 74	44	N	Butler	63 73						
				32	A	Ohio	44 85	314	N	UNC Greensboro	44 49						

Non-Div I Games: Northwood 53 39

Eastern Mich.

Average RPI Win:	203	WON-LOST	WINNING	LAST 10	STRENGTH OF	OPP. STRENGTH	TEAM	ADJ.	CONF.	ADJ CONF.
Average RPI Loss:	124	RECORD	PCT. RANK	GAMES	SCHEDULE	OF SCHEDULE	RPI	RPI	RPI	RPI
DIV. I ONLY	5- 15	301	1- 0	67	157	198	198	16	16	
DIV. I NON-CONF.	0- 8	336	0- 0	11	138	225	225	12	12	
TOTALS	RPI 1-25	RPI 26-50	W-L RECORDS	RPI 51-100	RPI 101-150	RPI 150+				
5- 15	0- 1	0- 2	OVERALL	0- 4	1- 4	4- 4				
1- 7	0- 1	0- 0	HOME	0- 2	0- 3	1- 1				
4- 6	0- 0	0- 1	AWAY	0- 2	1- 1	3- 2				
0- 2	0- 0	0- 1	NEUTRAL	0- 0	0- 0	0- 1				
0- 8	0- 1	0- 2	NON-CONFERENCE	0- 2	0- 1	0- 2				
0- 3	0- 1	0- 0	HOME	0- 1	0- 1	0- 0				
0- 3	0- 0	0- 1	AWAY	0- 1	0- 0	0- 1				
0- 2	0- 0	0- 1	NEUTRAL	0- 0	0- 0	0- 1				
5- 7	0- 0	0- 0	CONFERENCE	0- 2	1- 3	4- 2				
1- 4	0- 0	0- 0	HOME	0- 1	0- 2	1- 1				
4- 3	0- 0	0- 0	AWAY	0- 1	1- 1	3- 1				
0- 0	0- 0	0- 0	NEUTRAL	0- 0	0- 0	0- 0				

RPI 1-25				RPI 26-50				RPI 51-100				RPI 101+ Team's RPI: 198			
RPI	S	Opponent	Score	RPI	S	Opponent	Score	RPI	S	Opponent	Score	RPI	S	Opponent	Score
13	H	Gonzaga	51 63	30	N	Oregon St.	45 93	51	H	Utah	51 95	103	A	Idaho St.	48 63
				38	A	BYU	65 80	65	A	Boise St.	55 67	113	H	Fresno St.	58 68
								89	A	Idaho	68 84	138	A	Montana St.	89 87
								100	H	Northern Colo.	62 67	138	H	Montana St.	47 61
												139	H	Portland St.	64 76
												163	A	Montana	68 62
												163	H	Montana	67 64
												165	N	UC Riverside	45 57
												233	H	Sacramento St.	70 73
												235	A	Northern Ariz.	64 62
												272	A	Southern Utah	63 73
												313	A	Cal Poly	55 59
												315	A	Weber St.	64 58
LAST 12 Division I GAMES:															
163	H	Montana	67 64	138	A	Montana St.	89 87								
138	H	Montana St.	47 61	163	A	Montana	68 62								
235	A	Northern Ariz.	64 62	100	H	Northern Colo.	62 67								
272	A	Southern Utah	63 73	89	A	Idaho	68 84								
233	H	Sacramento St.	70 73	103	A	Idaho St.	48 63								
139	H	Portland St.	64 76	315	A	Weber St.	64 58								

Non-Div I Games: Eastern Ore. 66 45

Eastern Wash.

■ Loss,
 ■ Non-Conf, S Site,
 ■ Home
 ■ Away
 N Neutral

Average RPI Win: 248	WON-LOST	WINNING	LAST 10	STRENGTH OF	OPP. STRENGTH	TEAM	ADJ.	CONF.	ADJ CONF.
Average RPI Loss: 109	RECORD	PCT. RANK	GAMES	SCHEDULE	OF SCHEDULE	RPI	RPI	RPI	RPI
DIV. I ONLY	7- 14	256	1- 0	91	181	189	189	10	10
DIV. I NON-CONF.	4- 6	212	0- 0	103	249	183	183	10	10
TOTALS	RPI 1-25	RPI 26-50	W-L RECORDS	RPI 51-100	RPI 101-150	RPI 150+			
7- 14	0- 1	0- 2	OVERALL	0- 3	1- 5	6- 3			
3- 6	0- 1	0- 1	HOME	0- 1	1- 2	2- 1			
4- 8	0- 0	0- 1	AWAY	0- 2	0- 3	4- 2			
0- 0	0- 0	0- 0	NEUTRAL	0- 0	0- 0	0- 0			
4- 6	0- 1	0- 1	NON-CONFERENCE	0- 1	1- 2	3- 1			
2- 3	0- 1	0- 1	HOME	0- 0	1- 1	1- 0			
2- 3	0- 0	0- 0	AWAY	0- 1	0- 1	2- 1			
0- 0	0- 0	0- 0	NEUTRAL	0- 0	0- 0	0- 0			
3- 8	0- 0	0- 1	CONFERENCE	0- 2	0- 3	3- 2			
1- 3	0- 0	0- 0	HOME	0- 1	0- 1	1- 1			
2- 5	0- 0	0- 1	AWAY	0- 1	0- 2	2- 1			
0- 0	0- 0	0- 0	NEUTRAL	0- 0	0- 0	0- 0			

RPI 1-25				RPI 26-50				RPI 51-100				RPI 101+ Team's RPI: 189			
RPI	S	Opponent	Score	RPI	S	Opponent	Score	RPI	S	Opponent	Score	RPI	S	Opponent	Score
24	H	North Carolina	69 100	35	A	James Madison	30 82	74	A	Duke	64 81	106	A	UNCW	51 76
				50	H	Auburn	44 96	77	H	Drexel	44 59	106	H	UNCW	70 75
								78	A	Northeastern	71 79	116	A	Towson	58 59
												141	A	Appalachian St.	62 65
												147	H	Marist	57 61
												148	H	Davidson	73 72
												152	H	Delaware	63 74
												163	A	William & Mary	60 65
												191	A	Hampton	77 62
												218	H	N.C. A&T	73 64
												254	A	Hofstra	77 64
												259	A	Winthrop	57 58
												291	A	Col. of Charleston	72 52
												291	H	Col. of Charleston	76 68
												342	A	N.C. Central	83 54
LAST 12 Division I GAMES:															
291	A	Col. of Charleston	72 52	163	A	William & Mary	60 65	106	H	UNCW	70 75	291	H	Col. of Charleston	76 68
106	A	UNCW	51 76	77	H	Drexel	44 59	254	A	Hofstra	77 64	78	A	Northeastern	71 79
152	H	Delaware	63 74	35	A	James Madison	30 82	50	H	Auburn	44 96				
77	H	Drexel	44 59	116	A	Towson	58 59								

Non-Div I Games: Chowan

88 74

Elon

Evansville

Through Games Of Feb. 11, 2019

Average RPI Win:	318	WON-LOST	WINNING	LAST 10	STRENGTH OF	OPP. STRENGTH	TEAM	ADJ.	CONF.	ADJ CONF.
Average RPI Loss:	190	RECORD	PCT. RANK	GAMES	SCHEDULE	OF SCHEDULE	RPI	RPI	RPI	RPI
DIV. I ONLY	2- 20	341	0- 1	241	287	336	336	13	13	
DIV. I NON-CONF.	2- 9	297	0- 0	335	338	346	346	15	15	
TOTALS	RPI 1-25	RPI 26-50	W-L RECORDS	RPI 51-100	RPI 101-150	RPI 150+				
2- 20	0- 1	0- 0	OVERALL	0- 2	0- 2	2- 15				
1- 9	0- 1	0- 0	HOME	0- 1	0- 0	1- 7				
1- 11	0- 0	0- 0	AWAY	0- 1	0- 2	1- 8				
0- 0	0- 0	0- 0	NEUTRAL	0- 0	0- 0	0- 0				
2- 9	0- 0	0- 0	NON-CONFERENCE	0- 0	0- 2	2- 7				
1- 4	0- 0	0- 0	HOME	0- 0	0- 0	1- 4				
1- 5	0- 0	0- 0	AWAY	0- 0	0- 2	1- 3				
0- 0	0- 0	0- 0	NEUTRAL	0- 0	0- 0	0- 0				
0- 11	0- 1	0- 0	CONFERENCE	0- 2	0- 0	0- 8				
0- 5	0- 1	0- 0	HOME	0- 1	0- 0	0- 3				
0- 6	0- 0	0- 0	AWAY	0- 1	0- 0	0- 5				
0- 0	0- 0	0- 0	NEUTRAL	0- 0	0- 0	0- 0				

RPI S	Opponent	Score	RPI S	Opponent	Score	RPI S	Opponent	Score	RPI S	Opponent	Score	Team's RPI: 336
22	H Drake	47 78				63	A Missouri St.	66 88	114	A Dayton	30 69	
						83	H UNI	46 74	121	A Morehead St.	63 85	
									156	A Bradley	63 81	
									156	H Bradley	68 75	
									160	A Southern Ill.	47 67	
									173	H Indiana St.	69 76	
									185	A Wisconsin	60 96	
									190	A Illinois St.	59 82	
									190	H Illinois St.	61 72	
									222	H Southeast Mo. St.	50 54	
									226	A Marshall	65 72	
									250	A Loyola Chicago	56 61	
									256	H SIUE	45 54	
									281	A Murray St.	53 81	
									287	H Austin Peay	56 52	
									292	A Valparaiso	49 93	
									329	H UIC	54 62	
									334	H Purdue Fort Wayne	66 72	
									348	A Chicago St.	67 58	
LAST 12 Division I GAMES:												
156	A Bradley	63 81	250	A Loyola Chicago	56 61							
190	A Illinois St.	59 82	190	H Illinois St.	61 72							
173	H Indiana St.	69 76	156	H Bradley	68 75							
22	H Drake	47 78	63	A Missouri St.	66 88							
83	H UNI	46 74	160	A Southern Ill.	47 67							
292	A Valparaiso	49 93	185	A Wisconsin	60 96							

Non-Div I Games:

Evansville

Loss, Non-Conf, S Site, H Home A Away N Neutral

Average RPI Win: 232	WON-LOST	WINNING	LAST 10	STRENGTH OF	OPP. STRENGTH	TEAM	ADJ.	CONF.	ADJ CONF.
Average RPI Loss: 58	RECORD	PCT. RANK	GAMES	SCHEDULE	OF SCHEDULE	RPI	RPI	RPI	RPI
DIV. I ONLY	17- 4	25	1- 0	184	208	68	68	24	24
DIV. I NON-CONF.	7- 4	108	0- 0	137	87	91	91	26	26
TOTALS	RPI 1-25	RPI 26-50	W-L RECORDS	RPI 51-100	RPI 101-150	RPI 150+			
17- 4	0- 1	0- 1	OVERALL	1- 1	3- 1	13- 0			
9- 1	0- 0	0- 0	HOME	0- 0	2- 1	7- 0			
7- 2	0- 0	0- 1	AWAY	0- 1	1- 0	6- 0			
1- 1	0- 1	0- 0	NEUTRAL	1- 0	0- 0	0- 0			
7- 4	0- 1	0- 1	NON-CONFERENCE	1- 1	1- 1	5- 0			
4- 1	0- 0	0- 0	HOME	0- 0	1- 1	3- 0			
2- 2	0- 0	0- 1	AWAY	0- 1	0- 0	2- 0			
1- 1	0- 1	0- 0	NEUTRAL	1- 0	0- 0	0- 0			
10- 0	0- 0	0- 0	CONFERENCE	0- 0	2- 0	8- 0			
5- 0	0- 0	0- 0	HOME	0- 0	1- 0	4- 0			
5- 0	0- 0	0- 0	AWAY	0- 0	1- 0	4- 0			
0- 0	0- 0	0- 0	NEUTRAL	0- 0	0- 0	0- 0			

RPI 1-25				RPI 26-50				RPI 51-100				Team's RPI: 68		RPI 101+			
RPI	S	Opponent	Score	RPI	S	Opponent	Score	RPI	S	Opponent	Score			RPI	S	Opponent	Score
5	N	Stanford	65 88	28	A	South Dakota St.	62 80	74	A	Duke	41 57			101	H	Houston	76 71
								95	N	American	90 71			125	H	UAB	60 62
														140	A	North Ala.	68 52
														140	H	North Ala.	76 51
														167	H	Abilene Christian	81 65
														220	A	Saint Francis (PA)	83 69
														232	A	Liberty	65 64
														232	H	Liberty	68 50
														236	H	Jacksonville	82 58
														243	A	Hawaii	73 67
														274	A	North Florida	105 66
														274	H	North Florida	80 48
														298	A	Kennesaw St.	69 46
														320	A	NJIT	67 35
														323	H	Lipscomb	82 40
														325	H	FIU	100 58
														326	H	Coppin St.	93 61
LAST 12 Division I GAMES:																	
232	A	Liberty	65 64	298	A	Kennesaw St.	69 46										
140	H	North Ala.	76 51	274	A	North Florida	105 66										
236	H	Jacksonville	82 58	140	A	North Ala.	68 52										
320	A	NJIT	67 35	232	H	Liberty	68 50										
274	H	North Florida	80 48	74	A	Duke	41 57										
323	H	Lipscomb	82 40	125	H	UAB	60 62										

Non-Div I Games: Fla. Memorial 99 68 Johnson & Wales (FI109 64

FGCU

■ Loss,
 ■ Non-Conf,
 ■ S Site,
 ■ H Home
 ■ A Away
 N Neutral

Average RPI Win:	323	WON-LOST	WINNING	LAST 10	STRENGTH OF	OPP. STRENGTH	TEAM	ADJ.	CONF.	ADJ CONF.
Average RPI Loss:	170	RECORD	PCT. RANK	GAMES	SCHEDULE	OF SCHEDULE	RPI	RPI	RPI	RPI
DIV. I ONLY	4- 19	326	0- 1	189	293	325	325	14	14	
DIV. I NON-CONF.	3- 9	271	0- 1	192	347	321	321	19	19	
TOTALS	RPI 1-25	RPI 26-50	W-L RECORDS	RPI 51-100	RPI 101-150	RPI 150+				
4- 19	0- 1	0- 0	OVERALL	0- 3	0- 3	4- 12				
4- 11	0- 1	0- 0	HOME	0- 1	0- 3	4- 6				
0- 8	0- 0	0- 0	AWAY	0- 2	0- 0	0- 6				
0- 0	0- 0	0- 0	NEUTRAL	0- 0	0- 0	0- 0				
3- 9	0- 1	0- 0	NON-CONFERENCE	0- 1	0- 1	3- 6				
3- 6	0- 1	0- 0	HOME	0- 0	0- 1	3- 4				
0- 3	0- 0	0- 0	AWAY	0- 1	0- 0	0- 2				
0- 0	0- 0	0- 0	NEUTRAL	0- 0	0- 0	0- 0				
1- 10	0- 0	0- 0	CONFERENCE	0- 2	0- 2	1- 6				
1- 5	0- 0	0- 0	HOME	0- 1	0- 2	1- 2				
0- 5	0- 0	0- 0	AWAY	0- 1	0- 0	0- 4				
0- 0	0- 0	0- 0	NEUTRAL	0- 0	0- 0	0- 0				

RPI 1-25			RPI 26-50			RPI 51-100			RPI 101+ Team's RPI: 325		
RPI	S	Opponent	Score	RPI	S	Opponent	Score	RPI	S	Opponent	Score
23	H	Miami (FL)	43 94					56	H	Middle Tenn.	43 49
								68	A	FGCU	58 100
								69	A	Old Dominion	68 95
								110	H	South Alabama	77 84
								125	H	UAB	59 83
								128	H	Western Ky.	82 94
								153	A	Charlotte	54 69
								154	A	Louisiana Tech	72 90
								155	H	Georgia St.	61 67
								192	A	Southern Miss.	57 71
								226	H	Marshall	58 86
								229	H	Howard	62 89
								236	H	Jacksonville	62 73
								239	A	Bethune-Cookman	57 68
								242	H	Campbell	54 59
								264	H	UTEP	55 60
								274	A	North Florida	53 62
								294	A	Fla. Atlantic	55 77
								295	H	Morgan St.	59 50
								297	H	UTSA	51 40
								349	H	Florida A&M	77 54
								350	H	Alcorn	75 40
LAST 12 Division I GAMES:											
110	H	South Alabama	77 84	294	A	Fla. Atlantic	55 77				
242	H	Campbell	54 59	226	H	Marshall	58 86				
264	H	UTEP	55 60	128	H	Western Ky.	82 94				
297	H	UTSA	51 40	69	A	Old Dominion	68 95				
154	A	Louisiana Tech	72 90	153	A	Charlotte	54 69				
192	A	Southern Miss.	57 71	125	H	UAB	59 83				

Non-Div I Games: Palm Beach Atl. 63 66

FIU

Fairfield

Through Games Of Feb. 11, 2019

Average RPI Win:	295	WON-LOST	WINNING	LAST 10	STRENGTH OF	OPP. STRENGTH	TEAM	ADJ.	CONF.	ADJ CONF.
Average RPI Loss:	191	RECORD	PCT. RANK	GAMES	SCHEDULE	OF SCHEDULE	RPI	RPI	RPI	RPI
DIV. I ONLY	7- 16	274	1- 0	296	299	306	306	26	26	
DIV. I NON-CONF.	3- 8	267	0- 0	277	299	304	304	28	28	
TOTALS	RPI 1-25	RPI 26-50	W-L RECORDS	RPI 51-100	RPI 101-150	RPI 150+				
7- 16	0- 0	0- 1	OVERALL	0- 2	0- 1	7- 12				
4- 5	0- 0	0- 0	HOME	0- 1	0- 1	4- 3				
2- 8	0- 0	0- 0	AWAY	0- 1	0- 0	2- 7				
1- 3	0- 0	0- 1	NEUTRAL	0- 0	0- 0	1- 2				
3- 8	0- 0	0- 1	NON-CONFERENCE	0- 1	0- 0	3- 6				
1- 2	0- 0	0- 0	HOME	0- 1	0- 0	1- 1				
1- 3	0- 0	0- 0	AWAY	0- 0	0- 0	1- 3				
1- 3	0- 0	0- 1	NEUTRAL	0- 0	0- 0	1- 2				
4- 8	0- 0	0- 0	CONFERENCE	0- 1	0- 1	4- 6				
3- 3	0- 0	0- 0	HOME	0- 0	0- 1	3- 2				
1- 5	0- 0	0- 0	AWAY	0- 1	0- 0	1- 4				
0- 0	0- 0	0- 0	NEUTRAL	0- 0	0- 0	0- 0				

RPI	S	Opponent	Score	RPI	S	Opponent	Score	RPI	S	Opponent	Score	RPI	S	Opponent	Score	Team's RPI: 306
46	N	Bucknell	54 77	66	A	Quinnipiac	36 81	147	H	Marist	46 56	163	H	William & Mary	54 60	
				78	H	Northeastern	50 59	171	A	Xavier	35 48	176	A	Rider	59 62	
								197	N	Massachusetts	49 59	200	A	Dartmouth	46 59	
								213	H	Monmouth	63 73	223	N	Furman	70 77	
								227	A	Brown	49 68	238	A	Niagara	68 71	
								238	H	Niagara	55 54	255	A	Richmond	58 40	
								278	H	Siena	59 55	280	A	Canisius	50 53	
								280	H	Canisius	72 65	304	A	Manhattan	41 47	
								328	H	Saint Peter's	65 68	329	N	UIC	68 60	
								331	A	Iona	55 42	351	H	LIU Brooklyn	71 43	
LAST 12 Division I GAMES:																
238	H	Niagara	55 54	238	A	Niagara	68 71									
280	H	Canisius	72 65	280	A	Canisius	50 53									
213	H	Monmouth	63 73	328	H	Saint Peter's	65 68									
304	A	Manhattan	41 47	147	H	Marist	46 56									
278	H	Siena	59 55	176	A	Rider	59 62									
331	A	Iona	55 42	66	A	Quinnipiac	36 81									

Non-Div I Games:

Fairfield

■ Loss,
■ Non-Conf,
■ S Site,
■ H Home
■ A Away
N Neutral

Average RPI Win:	319	WON-LOST	WINNING	LAST 10	STRENGTH OF	OPP. STRENGTH	TEAM	ADJ.	CONF.	ADJ CONF.
Average RPI Loss:	254	RECORD	PCT. RANK	GAMES	SCHEDULE	OF SCHEDULE	RPI	RPI	RPI	RPI
DIV. I ONLY	4- 16	320	0- 1	337	351	344	344	31	31	
DIV. I NON-CONF.	1- 8	322	0- 0	333	348	350	350	31	31	
TOTALS	RPI 1-25	RPI 26-50	W-L RECORDS	RPI 51-100	RPI 101-150	RPI 150+				
4- 16	0- 0	0- 0	OVERALL	0- 0	0- 0	4- 16				
3- 5	0- 0	0- 0	HOME	0- 0	0- 0	3- 5				
1- 11	0- 0	0- 0	AWAY	0- 0	0- 0	1- 11				
0- 0	0- 0	0- 0	NEUTRAL	0- 0	0- 0	0- 0				
1- 8	0- 0	0- 0	NON-CONFERENCE	0- 0	0- 0	1- 8				
1- 2	0- 0	0- 0	HOME	0- 0	0- 0	1- 2				
0- 6	0- 0	0- 0	AWAY	0- 0	0- 0	0- 6				
0- 0	0- 0	0- 0	NEUTRAL	0- 0	0- 0	0- 0				
3- 8	0- 0	0- 0	CONFERENCE	0- 0	0- 0	3- 8				
2- 3	0- 0	0- 0	HOME	0- 0	0- 0	2- 3				
1- 5	0- 0	0- 0	AWAY	0- 0	0- 0	1- 5				
0- 0	0- 0	0- 0	NEUTRAL	0- 0	0- 0	0- 0				

RPI 1-25				RPI 26-50				RPI 51-100				RPI 101+				Team's RPI: 344	
RPI	S	Opponent	Score	RPI	S	Opponent	Score	RPI	S	Opponent	Score	RPI	S	Opponent	Score		
												159	A	Stony Brook	49	63	
												217	A	Robert Morris	49	71	
												217	H	Robert Morris	43	63	
												220	A	Saint Francis (PA)	64	75	
												224	A	Sacred Heart	62	68	
												229	H	Howard	58	79	
												247	A	Colgate	52	71	
												251	A	Air Force	37	85	
												261	A	St. Francis Brooklyn	61	73	
												261	H	St. Francis Brooklyn	53	64	
												265	A	Binghamton	54	73	
												265	H	Mt. St. Mary's	47	63	
												299	H	Central Conn. St.	74	67	
												300	A	Army West Point	40	62	
												307	H	Bryant	63	53	
												309	A	Wagner	59	71	
												311	H	Lafayette	57	63	
												320	H	NJIT	64	43	
												328	A	Saint Peter's	58	75	
												351	A	LIU Brooklyn	69	52	
LAST 12 Division I GAMES:																	
				224	A	Sacred Heart	62	68	351	A	LIU Brooklyn	69	52				
				261	A	St. Francis Brooklyn	61	73	309	A	Wagner	59	71				
				217	H	Robert Morris	43	63	299	H	Central Conn. St.	74	67				
				307	H	Bryant	63	53	217	A	Robert Morris	49	71				
				261	H	St. Francis Brooklyn	53	64	220	A	Saint Francis (PA)	64	75				
				265	H	Mt. St. Mary's	47	63	328	A	Saint Peter's	58	75				

Non-Div I Games:	Georgian Court	70	45	Rutgers-Newark	97	51
------------------	----------------	----	----	----------------	----	----

Fairleigh Dickinson

■ Loss, ■ Non-Conf, S Site, H Home A Away N Neutral

Average RPI Win:	293	WON-LOST	WINNING	LAST 10	STRENGTH OF	OPP. STRENGTH	TEAM	ADJ.	CONF.	ADJ CONF.
Average RPI Loss:	159	RECORD	PCT. RANK	GAMES	SCHEDULE	OF SCHEDULE	RPI	RPI	RPI	RPI
DIV. I ONLY	5- 19	319	0- 1	155	242	294	294	14	14	
DIV. I NON-CONF.	3- 10	278	0- 1	145	318	283	283	19	19	
TOTALS	RPI 1-25	RPI 26-50	W-L RECORDS	RPI 51-100	RPI 101-150	RPI 150+				
5- 19	0- 1	0- 0	OVERALL	0- 3	0- 3	5- 12				
4- 11	0- 0	0- 0	HOME	0- 1	0- 2	4- 8				
1- 8	0- 1	0- 0	AWAY	0- 2	0- 1	1- 4				
0- 0	0- 0	0- 0	NEUTRAL	0- 0	0- 0	0- 0				
3- 10	0- 1	0- 0	NON-CONFERENCE	0- 1	0- 1	3- 7				
2- 6	0- 0	0- 0	HOME	0- 0	0- 0	2- 6				
1- 4	0- 1	0- 0	AWAY	0- 1	0- 1	1- 1				
0- 0	0- 0	0- 0	NEUTRAL	0- 0	0- 0	0- 0				
2- 9	0- 0	0- 0	CONFERENCE	0- 2	0- 2	2- 5				
2- 5	0- 0	0- 0	HOME	0- 1	0- 2	2- 2				
0- 4	0- 0	0- 0	AWAY	0- 1	0- 0	0- 3				
0- 0	0- 0	0- 0	NEUTRAL	0- 0	0- 0	0- 0				

RPI S	Opponent	Score	RPI S	Opponent	Score	RPI S	Opponent	Score	RPI S	Opponent	Score	Team's RPI: 294
20	A Michigan St.	74 89				56	H Middle Tenn.	55 74	125	H UAB	64 89	
						60	A Little Rock	38 61	128	H Western Ky.	50 81	
						69	A Old Dominion	53 87	144	A Tulane	45 88	
									153	A Charlotte	47 68	
									154	A Louisiana Tech	55 86	
									155	H Georgia St.	59 75	
									156	H Bradley	59 80	
									191	H Hampton	68 72	
									192	A Southern Miss.	45 67	
									195	H Saint Louis	61 93	
									218	H N.C. A&T	65 67	
									223	A Furman	57 73	
									226	H Marshall	67 72	
									255	H Richmond	69 55	
									264	H UTEP	44 70	
									278	A Siena	70 66	
									283	H Western Mich.	59 69	
									297	H UTSA	86 70	
									311	H Lafayette	53 49	
									325	H FIU	77 55	
LAST 12 Division I GAMES:												
195	H Saint Louis	61 93	325	H FIU	77 55							
156	H Bradley	59 80	128	H Western Ky.	50 81							
297	H UTSA	86 70	226	H Marshall	67 72							
264	H UTEP	44 70	153	A Charlotte	47 68							
192	A Southern Miss.	45 67	69	A Old Dominion	53 87							
154	A Louisiana Tech	55 86	56	H Middle Tenn.	55 74							

Non-Div I Games:

Fla. Atlantic

Average RPI Win:	201	WON-LOST	WINNING	LAST 10	STRENGTH OF	OPP. STRENGTH	TEAM	ADJ.	CONF.	ADJ CONF.
Average RPI Loss:	94	RECORD	PCT. RANK	GAMES	SCHEDULE	OF SCHEDULE	RPI	RPI	RPI	RPI
DIV. I ONLY	6- 18	301	0- 1	53	74	210	210	5	5	
DIV. I NON-CONF.	4- 9	252	0- 1	134	168	259	259	5	5	
TOTALS	RPI 1-25	RPI 26-50	W-L RECORDS	RPI 51-100	RPI 101-150	RPI 150+				
6- 18	0- 3	1- 3	OVERALL	0- 5	2- 3	3- 4				
6- 6	0- 1	1- 1	HOME	0- 3	2- 0	3- 1				
0- 11	0- 2	0- 2	AWAY	0- 1	0- 3	0- 3				
0- 1	0- 0	0- 0	NEUTRAL	0- 1	0- 0	0- 0				
4- 9	0- 1	0- 1	NON-CONFERENCE	0- 3	1- 1	3- 3				
4- 3	0- 0	0- 0	HOME	0- 2	1- 0	3- 1				
0- 5	0- 1	0- 1	AWAY	0- 0	0- 1	0- 2				
0- 1	0- 0	0- 0	NEUTRAL	0- 1	0- 0	0- 0				
2- 9	0- 2	1- 2	CONFERENCE	0- 2	1- 2	0- 1				
2- 3	0- 1	1- 1	HOME	0- 1	1- 0	0- 0				
0- 6	0- 1	0- 1	AWAY	0- 1	0- 2	0- 1				
0- 0	0- 0	0- 0	NEUTRAL	0- 0	0- 0	0- 0				

RPI 1-25				RPI 26-50				RPI 51-100				RPI 101+				Team's RPI: 210	
RPI	S	Opponent	Score	RPI	S	Opponent	Score	RPI	S	Opponent	Score	RPI	S	Opponent	Score		
7	H	Mississippi St.	42 90	26	A	Kentucky	51 62	51	N	Utah	58 74	104	A	Georgia	58 93		
15	A	South Carolina	40 71	33	H	Missouri	58 56	61	A	Tennessee	50 67	108	A	Ohio St.	41 46		
16	A	Florida St.	56 63	40	A	Indiana	64 83	78	H	Northeastern	66 79	131	A	Alabama	67 74		
				50	H	Auburn	56 64	82	H	Arkansas	73 83	131	H	Alabama	57 55		
								90	H	Northwestern	74 83	137	H	Texas Tech	72 67		
												157	A	Mercer	82 92		
												196	A	Ole Miss	66 76		
												215	A	UNLV	53 56		
												239	H	Bethune-Cookman	64 53		
												260	H	Gardner-Webb	58 60		
												316	H	Charleston So.	70 60		
												349	H	Florida A&M	62 38		
LAST 12 Division I GAMES:																	
215	A	UNLV	53 56	7	H	Mississippi St.	42 90	196	A	Ole Miss	66 76	33	H	Missouri	58 56		
104	A	Georgia	58 93	15	A	South Carolina	40 71	50	H	Auburn	56 64						
131	H	Alabama	57 55	61	A	Tennessee	50 67	50	H	Auburn	56 64	131	A	Alabama	67 74		
26	A	Kentucky	51 62	82	H	Arkansas	73 83										

Non-Div I Games:

Florida

■ Loss,
■ Non-Conf,
■ S Site,
■ H Home
■ A Away
N Neutral

Average RPI Win: 204		WON-LOST	WINNING	LAST 10	STRENGTH OF	OPP. STRENGTH	TEAM	ADJ.	CONF.	ADJ CONF.
Average RPI Loss: 238		RECORD	PCT. RANK	GAMES	SCHEDULE	OF SCHEDULE	RPI	RPI	RPI	RPI
DIV. I ONLY		2- 20	341	0- 1	323	328	349	349	32	32
DIV. I NON-CONF.		1- 10	330	0- 1	265	221	338	338	32	32
TOTALS		RPI 1-25	RPI 26-50	W-L RECORDS		RPI 51-100	RPI 101-150	RPI 150+		
2- 20	0- 1		0- 0	OVERALL		1- 1	0- 1	1- 17		
2- 7	0- 0		0- 0	HOME		1- 0	0- 0	1- 7		
0- 10	0- 1		0- 0	AWAY		0- 1	0- 0	0- 8		
0- 3	0- 0		0- 0	NEUTRAL		0- 0	0- 1	0- 2		
1- 10	0- 1		0- 0	NON-CONFERENCE		1- 1	0- 1	0- 7		
1- 1	0- 0		0- 0	HOME		1- 0	0- 0	0- 1		
0- 6	0- 1		0- 0	AWAY		0- 1	0- 0	0- 4		
0- 3	0- 0		0- 0	NEUTRAL		0- 0	0- 1	0- 2		
1- 10	0- 0		0- 0	CONFERENCE		0- 0	0- 0	1- 10		
1- 6	0- 0		0- 0	HOME		0- 0	0- 0	1- 6		
0- 4	0- 0		0- 0	AWAY		0- 0	0- 0	0- 4		
0- 0	0- 0		0- 0	NEUTRAL		0- 0	0- 0	0- 0		

RPI 1-25			
RPI	S	Opponent	Score
23	A	Miami (FL)	54 103
RPI 26-50			
RPI	S	Opponent	Score
RPI 51-100			
RPI	S	Opponent	Score
61	A	Tennessee	31 96
62	H	Miami (OH)	57 56
RPI 101+			
RPI	S	Opponent	Score
144	N	Tulane	34 78
178	H	UMES	36 68
201	H	Jacksonville St.	31 62
210	A	Florida	38 62
214	A	Stetson	44 69
218	H	N.C. A&T	48 56
229	A	Howard	68 74
229	H	Howard	59 81
269	A	Norfolk St.	58 60
269	H	Norfolk St.	45 69
274	A	North Florida	53 64
283	N	Western Mich.	50 69
295	A	Morgan St.	71 75
317	N	Omaha	50 57
325	A	FIU	54 77
326	A	Coppin St.	53 73
342	H	N.C. Central	57 64
345	H	Savannah St.	50 54
346	H	Delaware St.	57 52
Team's RPI: 349			
LAST 12 Division I GAMES:			
317	N	Omaha	50 57
269	H	Norfolk St.	45 69
229	H	Howard	59 81
342	H	N.C. Central	57 64
218	H	N.C. A&T	48 56
295	A	Morgan St.	71 75
326	A	Coppin St.	53 73
346	H	Delaware St.	57 52
178	H	UMES	36 68
345	H	Savannah St.	50 54
269	A	Norfolk St.	58 60
229	A	Howard	68 74

Non-Div I Games:	Edward Waters	70	64
------------------	---------------	----	----

Florida A&M

Loss, Non-Conf, S Site, H Home A Away N Neutral

Average RPI Win:	126	WON-LOST	WINNING	LAST 10	STRENGTH OF	OPP. STRENGTH	TEAM	ADJ.	CONF.	ADJ CONF.
Average RPI Loss:	29	RECORD	PCT. RANK	GAMES	SCHEDULE	OF SCHEDULE	RPI	RPI	RPI	RPI
DIV. I ONLY	20- 4	18	1- 0	39	16	16	16	1	1	
DIV. I NON-CONF.	12- 1	11	1- 0	154	77	31	31	1	1	
TOTALS	RPI 1-25	RPI 26-50	W-L RECORDS	RPI 51-100	RPI 101-150	RPI 150+				
20- 4	4- 2	0- 0	OVERALL	4- 2	5- 0	7- 0				
11- 3	2- 1	0- 0	HOME	2- 2	3- 0	4- 0				
7- 1	1- 1	0- 0	AWAY	2- 0	2- 0	2- 0				
2- 0	1- 0	0- 0	NEUTRAL	0- 0	0- 0	1- 0				
12- 1	1- 0	0- 0	NON-CONFERENCE	1- 1	3- 0	7- 0				
7- 1	0- 0	0- 0	HOME	1- 1	2- 0	4- 0				
3- 0	0- 0	0- 0	AWAY	0- 0	1- 0	2- 0				
2- 0	1- 0	0- 0	NEUTRAL	0- 0	0- 0	1- 0				
8- 3	3- 2	0- 0	CONFERENCE	3- 1	2- 0	0- 0				
4- 2	2- 1	0- 0	HOME	1- 1	1- 0	0- 0				
4- 1	1- 1	0- 0	AWAY	2- 0	1- 0	0- 0				
0- 0	0- 0	0- 0	NEUTRAL	0- 0	0- 0	0- 0				

RPI	S	Opponent	Score
1	A	Notre Dame	70 97
3	H	Louisville	49 68
11	N	Iowa	71 67
12	H	NC State	75 70
23	H	Miami (FL)	62 58
24	A	North Carolina	64 63

RPI	S	Opponent	Score
55	H	LSU	45 58
58	H	Clemson	45 57
71	A	Virginia Tech	56 54
74	H	Duke	66 62
79	H	Troy	103 67
96	A	Virginia	63 61

RPI	S	Opponent	Score
105	A	Boston College	91 71
109	A	St. John's (NY)	57 53
115	H	Creighton	71 52
119	H	Wake Forest	85 61
133	H	Penn St.	87 58
155	H	Georgia St.	79 43
157	A	Mercer	57 56
193	A	Milwaukee	87 62
210	H	Florida	63 56
236	H	Jacksonville	79 46
274	H	North Florida	74 53
327	N	Eastern Ky.	62 45

LAST 12 Division I GAMES:

11	N	Iowa	71 67	3	H	Louisville	49 68
1	A	Notre Dame	70 97	74	H	Duke	66 62
12	H	NC State	75 70	105	A	Boston College	91 71
119	H	Wake Forest	85 61	58	H	Clemson	45 57
23	H	Miami (FL)	62 58	24	A	North Carolina	64 63
71	A	Virginia Tech	56 54	96	A	Virginia	63 61

Non-Div I Games:

Florida St.

■ Loss,
 ■ Non-Conf,
 ■ S Site,
 ■ Home
 ■ A Away
 N Neutral

Average RPI Win:	208	WON-LOST	WINNING	LAST 10	STRENGTH OF	OPP. STRENGTH	TEAM	ADJ.	CONF.	ADJ CONF.
Average RPI Loss:	104	RECORD	PCT. RANK	GAMES	SCHEDULE	OF SCHEDULE	RPI	RPI	RPI	RPI
DIV. I ONLY	17- 8	78	1- 0	237	98	129	129	17	17	
DIV. I NON-CONF.	9- 5	104	1- 0	249	30	142	142	16	16	
TOTALS	RPI 1-25	RPI 26-50	W-L RECORDS	RPI 51-100	RPI 101-150	RPI 150+				
17- 8	0- 0	0- 1	OVERALL	2- 2	2- 5	13- 0				
10- 3	0- 0	0- 0	HOME	2- 0	1- 3	7- 0				
5- 4	0- 0	0- 0	AWAY	0- 2	0- 2	5- 0				
2- 1	0- 0	0- 1	NEUTRAL	0- 0	1- 0	1- 0				
9- 5	0- 0	0- 1	NON-CONFERENCE	2- 2	1- 2	6- 0				
6- 1	0- 0	0- 0	HOME	2- 0	0- 1	4- 0				
1- 3	0- 0	0- 0	AWAY	0- 2	0- 1	1- 0				
2- 1	0- 0	0- 1	NEUTRAL	0- 0	1- 0	1- 0				
8- 3	0- 0	0- 0	CONFERENCE	0- 0	1- 3	7- 0				
4- 2	0- 0	0- 0	HOME	0- 0	1- 2	3- 0				
4- 1	0- 0	0- 0	AWAY	0- 0	0- 1	4- 0				
0- 0	0- 0	0- 0	NEUTRAL	0- 0	0- 0	0- 0				

RPI S	Opponent	Score	RPI S	Opponent	Score	RPI S	Opponent	Score	RPI S	Opponent	Score	Team's RPI: 129
29 N	Texas	54 72	56 H	Middle Tenn.	61 49	111 H	VCU	44 47	114 A	Dayton	50 72	
			75 H	Maine	72 64	127 A	Pittsburgh	62 65	133 H	Penn St.	55 72	
			78 A	Northeastern	54 58	145 N	Washington	65 57	148 H	Davidson	56 60	
			92 A	Georgetown	38 58	150 H	Duquesne	57 46	153 H	Charlotte	71 64	
						181 N	Ball St.	78 70	195 A	Saint Louis	56 53	
						195 H	Saint Louis	54 51	206 H	George Mason	64 53	
						207 A	George Washington	50 38	228 A	Rhode Island	56 38	
						255 H	Richmond	60 48	263 H	Columbia	68 49	
						284 A	La Salle	65 54	304 H	Manhattan	65 61	
						309 H	Wagner	80 59	331 A	Iona	57 40	
LAST 12 Division I GAMES:												
56 H	Middle Tenn.	61 49	284 A	La Salle	65 54							
29 N	Texas	54 72	148 H	Davidson	56 60							
145 N	Washington	65 57	228 A	Rhode Island	56 38							
206 H	George Mason	64 53	114 A	Dayton	50 72							
195 H	Saint Louis	54 51	111 H	VCU	44 47							
150 H	Duquesne	57 46	195 A	Saint Louis	56 53							

Non-Div I Games:

Fordham

■ Loss,
 ■ Non-Conf, S Site,
 ■ Home
 ■ Away
 N Neutral

Average RPI Win:	222	WON-LOST	WINNING	LAST 10	STRENGTH OF	OPP. STRENGTH	TEAM	ADJ.	CONF.	ADJ CONF.
Average RPI Loss:	71	RECORD	PCT. RANK	GAMES	SCHEDULE	OF SCHEDULE	RPI	RPI	RPI	RPI
DIV. I ONLY	13- 7	96	1- 0	190	105	113	113	15	15	
DIV. I NON-CONF.	5- 4	139	0- 0	177	61	113	113	13	13	
TOTALS	RPI 1-25	RPI 26-50	W-L RECORDS	RPI 51-100	RPI 101-150	RPI 150+				
13- 7	0- 1	0- 4	OVERALL	1- 1	0- 0	12- 1				
8- 2	0- 0	0- 1	HOME	1- 1	0- 0	7- 0				
5- 5	0- 1	0- 3	AWAY	0- 0	0- 0	5- 1				
0- 0	0- 0	0- 0	NEUTRAL	0- 0	0- 0	0- 0				
5- 4	0- 1	0- 2	NON-CONFERENCE	1- 0	0- 0	4- 1				
4- 0	0- 0	0- 0	HOME	1- 0	0- 0	3- 0				
1- 4	0- 1	0- 2	AWAY	0- 0	0- 0	1- 1				
0- 0	0- 0	0- 0	NEUTRAL	0- 0	0- 0	0- 0				
8- 3	0- 0	0- 2	CONFERENCE	0- 1	0- 0	8- 0				
4- 2	0- 0	0- 1	HOME	0- 1	0- 0	4- 0				
4- 1	0- 0	0- 1	AWAY	0- 0	0- 0	4- 0				
0- 0	0- 0	0- 0	NEUTRAL	0- 0	0- 0	0- 0				

RPI 1-25				RPI 26-50				RPI 51-100				RPI 101+				Team's RPI: 113	
RPI	S	Opponent	Score	RPI	S	Opponent	Score	RPI	S	Opponent	Score	RPI	S	Opponent	Score		
18	A	Arizona St.	52 68	37	A	UCLA	80 89	65	H	Boise St.	60 72	183	H	Santa Clara	80 53		
				47	H	Wyoming	56 63	88	H	UT Arlington	70 61	193	H	Milwaukee	65 48		
				48	A	New Mexico	73 82					198	A	Eastern Wash.	68 58		
				49	A	Southern California	61 62					202	A	San Diego St.	87 81		
												215	H	UNLV	73 55		
												221	A	Utah St.	64 53		
												221	H	Utah St.	70 59		
												234	A	Nevada	79 63		
												235	A	Northern Ariz.	73 86		
												248	A	Colorado St.	66 55		
												248	H	Colorado St.	57 54		
												313	H	Cal Poly	76 58		
												324	H	San Jose St.	77 48		
LAST 12 Division I GAMES:																	
				215	H	UNLV	73 55	65	H	Boise St.	60 72						
				221	A	Utah St.	64 53	234	A	Nevada	79 63						
				48	A	New Mexico	73 82	221	H	Utah St.	70 59						
				47	H	Wyoming	56 63	248	A	Colorado St.	66 55						
				248	H	Colorado St.	57 54	324	H	San Jose St.	77 48						
				202	A	San Diego St.	87 81	18	A	Arizona St.	52 68						

Non-Div I Games: Stanislaus St. 86 51 Fresno Pacific 90 51

Fresno St.

Average RPI Win:	298	WON-LOST	WINNING	LAST 10	STRENGTH OF	OPP. STRENGTH	TEAM	ADJ.	CONF.	ADJ CONF.
Average RPI Loss:	138	RECORD	PCT. RANK	GAMES	SCHEDULE	OF SCHEDULE	RPI	RPI	RPI	RPI
DIV. I ONLY	13- 9	123	1- 0	335	228	223	223	27	27	
DIV. I NON-CONF.	7- 6	153	0- 0	271	230	205	205	24	24	
TOTALS	RPI 1-25	RPI 26-50	W-L RECORDS	RPI 51-100	RPI 101-150	RPI 150+				
13- 9	0- 2	0- 0	OVERALL	0- 1	0- 2	13- 4				
9- 2	0- 0	0- 0	HOME	0- 1	0- 0	9- 1				
3- 6	0- 2	0- 0	AWAY	0- 0	0- 2	3- 2				
1- 1	0- 0	0- 0	NEUTRAL	0- 0	0- 0	1- 1				
7- 6	0- 2	0- 0	NON-CONFERENCE	0- 1	0- 1	7- 2				
5- 1	0- 0	0- 0	HOME	0- 1	0- 0	5- 0				
1- 4	0- 2	0- 0	AWAY	0- 0	0- 1	1- 1				
1- 1	0- 0	0- 0	NEUTRAL	0- 0	0- 0	1- 1				
6- 3	0- 0	0- 0	CONFERENCE	0- 0	0- 1	6- 2				
4- 1	0- 0	0- 0	HOME	0- 0	0- 0	4- 1				
2- 2	0- 0	0- 0	AWAY	0- 0	0- 1	2- 1				
0- 0	0- 0	0- 0	NEUTRAL	0- 0	0- 0	0- 0				

RPI 1-25				RPI 26-50				RPI 51-100				RPI 101+ Team's RPI: 223			
RPI	S	Opponent	Score	RPI	S	Opponent	Score	RPI	S	Opponent	Score	RPI	S	Opponent	Score
7	A	Mississippi St.	41 106					56	H	Middle Tenn.	71 78	104	A	Georgia	38 61
15	A	South Carolina	53 66									142	A	Chattanooga	53 73
												157	H	Mercer	60 75
												194	H	UNC Asheville	58 47
												215	N	Western Ill.	78 85
												244	A	ETSU	70 75
												260	H	Gardner-Webb	70 57
												268	H	Samford	57 36
												285	H	Wofford	63 50
												291	A	Col. of Charleston	70 67
												294	H	Fla. Atlantic	73 57
												298	A	Kennesaw St.	63 74
												306	N	Fairfield	77 70
												314	A	UNC Greensboro	59 49
												314	H	UNC Greensboro	64 61
												335	H	Presbyterian	76 68
												337	A	Western Caro.	53 28
												337	H	Western Caro.	65 55
												340	H	USC Upstate	78 67
LAST 12 Division I GAMES:															
314	A	UNC Greensboro	59 49	244	A	ETSU	70 75								
337	A	Western Caro.	53 28	337	H	Western Caro.	65 55								
157	H	Mercer	60 75	314	H	UNC Greensboro	64 61								
268	H	Samford	57 36	335	H	Presbyterian	76 68								
285	H	Wofford	63 50	15	A	South Carolina	53 66								
142	A	Chattanooga	53 73	215	N	Western Ill.	78 85								

Non-Div I Games: Coker 71 42 North Greenville 74 78

Furman

Loss, Non-Conf, S Site, H Home A Away N Neutral

Ga. Southern

Through Games Of Feb. 11, 2019

Average RPI Win:	268	WON-LOST	WINNING	LAST 10	STRENGTH OF	OPP. STRENGTH	TEAM	ADJ.	CONF.	ADJ CONF.
Average RPI Loss:	175	RECORD	PCT. RANK	GAMES	SCHEDULE	OF SCHEDULE	RPI	RPI	RPI	RPI
DIV. I ONLY	6- 15	284	0- 1	216	313	288	288	12	12	
DIV. I NON-CONF.	4- 6	212	0- 0	207	349	235	235	14	14	
TOTALS	RPI 1-25	RPI 26-50	W-L RECORDS	RPI 51-100	RPI 101-150	RPI 150+				
6- 15	0- 0	0- 0	OVERALL	0- 4	0- 2	6- 9				
3- 8	0- 0	0- 0	HOME	0- 2	0- 1	3- 5				
3- 7	0- 0	0- 0	AWAY	0- 2	0- 1	3- 4				
0- 0	0- 0	0- 0	NEUTRAL	0- 0	0- 0	0- 0				
4- 6	0- 0	0- 0	NON-CONFERENCE	0- 1	0- 1	4- 4				
2- 2	0- 0	0- 0	HOME	0- 0	0- 0	2- 2				
2- 4	0- 0	0- 0	AWAY	0- 1	0- 1	2- 2				
0- 0	0- 0	0- 0	NEUTRAL	0- 0	0- 0	0- 0				
2- 9	0- 0	0- 0	CONFERENCE	0- 3	0- 1	2- 5				
1- 6	0- 0	0- 0	HOME	0- 2	0- 1	1- 3				
1- 3	0- 0	0- 0	AWAY	0- 1	0- 0	1- 2				
0- 0	0- 0	0- 0	NEUTRAL	0- 0	0- 0	0- 0				

RPI 1-25				RPI 26-50				RPI 51-100				RPI 101+ Team's RPI: 288			
RPI	S	Opponent	Score	RPI	S	Opponent	Score	RPI	S	Opponent	Score	RPI	S	Opponent	Score
								71	A	Virginia Tech	49 78	104	A	Georgia	38 81
								79	H	Troy	81 97	110	H	South Alabama	53 69
								88	A	UT Arlington	48 81	155	H	Georgia St.	66 83
								88	H	UT Arlington	53 74	157	H	Mercer	72 79
												159	A	Stony Brook	43 72
												180	A	Texas St.	65 55
												180	H	Texas St.	52 64
												239	H	Bethune-Cookman	77 76
												252	A	Louisiana	48 59
												252	H	Louisiana	79 71
												259	H	Winthrop	64 55
												285	H	Wofford	65 81
												296	A	La.-Monroe	57 58
												296	H	La.-Monroe	62 80
												298	A	Kennesaw St.	59 78
												335	A	Presbyterian	69 68
												345	A	Savannah St.	82 71
LAST 12 Division I GAMES:															
296	H	La.-Monroe	62 80	79	H	Troy	81 97								
252	H	Louisiana	79 71	252	A	Louisiana	48 59								
155	H	Georgia St.	66 83	296	A	La.-Monroe	57 58								
180	A	Texas St.	65 55	88	H	UT Arlington	53 74								
88	A	UT Arlington	48 81	180	H	Texas St.	52 64								
110	H	South Alabama	53 69	104	A	Georgia	38 81								

Non-Div I Games: Coastal Ga. 68 46

Ga. Southern

■ Loss,
 ■ Non-Conf,
 ■ S Site,
 ■ Home
 ■ Away
 N Neutral

Average RPI Win:	274	WON-LOST	WINNING	LAST 10	STRENGTH OF	OPP. STRENGTH	TEAM	ADJ.	CONF.	ADJ CONF.
Average RPI Loss:	195	RECORD	PCT. RANK	GAMES	SCHEDULE	OF SCHEDULE	RPI	RPI	RPI	RPI
DIV. I ONLY	9- 11	203	1- 0	303	317	260	260	28	28	
DIV. I NON-CONF.	3- 6	241	0- 0	234	311	250	250	29	29	
TOTALS	RPI 1-25	RPI 26-50	W-L RECORDS	RPI 51-100	RPI 101-150	RPI 150+				
9- 11	0- 0	0- 0	OVERALL	0- 2	1- 2	8- 7				
5- 4	0- 0	0- 0	HOME	0- 0	1- 2	4- 2				
4- 7	0- 0	0- 0	AWAY	0- 2	0- 0	4- 5				
0- 0	0- 0	0- 0	NEUTRAL	0- 0	0- 0	0- 0				
3- 6	0- 0	0- 0	NON-CONFERENCE	0- 1	1- 1	2- 4				
1- 2	0- 0	0- 0	HOME	0- 0	1- 1	0- 1				
2- 4	0- 0	0- 0	AWAY	0- 1	0- 0	2- 3				
0- 0	0- 0	0- 0	NEUTRAL	0- 0	0- 0	0- 0				
6- 5	0- 0	0- 0	CONFERENCE	0- 1	0- 1	6- 3				
4- 2	0- 0	0- 0	HOME	0- 0	0- 1	4- 1				
2- 3	0- 0	0- 0	AWAY	0- 1	0- 0	2- 2				
0- 0	0- 0	0- 0	NEUTRAL	0- 0	0- 0	0- 0				

RPI S	Opponent	Score	RPI S	Opponent	Score	RPI S	Opponent	Score	RPI S	Opponent	Score	Team's RPI: 260
						77	A Drexel	48 65	121	H Morehead St.	69 84	
						94	A Radford	69 79	132	H High Point	61 78	
									148	H Davidson	54 49	
									152	A Delaware	45 69	
									191	A Hampton	80 82	
									194	H UNC Asheville	69 59	
									210	A Florida	60 58	
									223	A Furman	57 70	
									242	A Campbell	52 38	
									259	H Winthrop	62 64	
									265	H Mt. St. Mary's	62 69	
									285	A Wofford	53 59	
									316	H Charleston So.	75 65	
									335	A Presbyterian	66 58	
									337	A Western Caro.	62 52	
									340	H USC Upstate	92 72	
									341	A Longwood	79 85	
									341	H Longwood	80 78	
LAST 12 Division I GAMES:												
341	H	Longwood	80	78	259	H	Winthrop	62	64			
94	A	Radford	69	79	335	A	Presbyterian	66	58			
341	A	Longwood	79	85	132	H	High Point	61	78			
316	H	Charleston So.	75	65	194	H	UNC Asheville	69	59			
191	A	Hampton	80	82	242	A	Campbell	52	38			
340	H	USC Upstate	92	72	337	A	Western Caro.	62	52			

Non-Div I Games: Converse 79 51 Warren Wilson 100 37 Pfeiffer 82 46

Gardner-Webb

George Mason

Through Games Of Feb. 11, 2019

Average RPI Win:	236	WON-LOST	WINNING	LAST 10	STRENGTH OF	OPP. STRENGTH	TEAM	ADJ.	CONF.	ADJ CONF.
Average RPI Loss:	157	RECORD	PCT. RANK	GAMES	SCHEDULE	OF SCHEDULE	RPI	RPI	RPI	RPI
DIV. I ONLY	12- 11	156	0- 1	312	149	206	206	17	17	
DIV. I NON-CONF.	8- 5	119	0- 0	308	171	190	190	16	16	
TOTALS	RPI 1-25	RPI 26-50	W-L RECORDS	RPI 51-100	RPI 101-150	RPI 150+				
12- 11	0- 0	0- 0	OVERALL	0- 1	0- 6	12- 4				
7- 3	0- 0	0- 0	HOME	0- 0	0- 2	7- 1				
5- 8	0- 0	0- 0	AWAY	0- 1	0- 4	5- 3				
0- 0	0- 0	0- 0	NEUTRAL	0- 0	0- 0	0- 0				
8- 5	0- 0	0- 0	NON-CONFERENCE	0- 1	0- 3	8- 1				
5- 1	0- 0	0- 0	HOME	0- 0	0- 1	5- 0				
3- 4	0- 0	0- 0	AWAY	0- 1	0- 2	3- 1				
0- 0	0- 0	0- 0	NEUTRAL	0- 0	0- 0	0- 0				
4- 6	0- 0	0- 0	CONFERENCE	0- 0	0- 3	4- 3				
2- 2	0- 0	0- 0	HOME	0- 0	0- 1	2- 1				
2- 4	0- 0	0- 0	AWAY	0- 0	0- 2	2- 2				
0- 0	0- 0	0- 0	NEUTRAL	0- 0	0- 0	0- 0				

RPI 1-25			RPI 26-50			RPI 51-100			RPI 101+			Team's RPI: 206
RPI	S	Opponent	Score	RPI	S	Opponent	Score	RPI	S	Opponent	Score	
						95 A American	71 86			101 H Houston	56 66	
										118 A Kansas	56 77	
										129 A Fordham	53 64	
										145 A Washington	52 81	
										148 A Davidson	59 67	
										150 H Duquesne	57 60	
										152 H Delaware	72 46	
										178 H UMES	70 49	
										195 A Saint Louis	53 60	
										197 A Massachusetts	70 52	
										207 A George Washington	64 60	
										207 H George Washington	61 46	
										211 A St. Bonaventure	55 64	
										211 H St. Bonaventure	57 68	
										228 H Rhode Island	75 69	
										229 A Howard	59 73	
										237 A UMKC	91 84	
										247 H Colgate	64 61	
										251 A Air Force	78 71	
										291 H Col. of Charleston	66 52	
										308 H Loyola Maryland	70 38	
										327 A Eastern Ky.	91 75	
LAST 12 Division I GAMES:												
129	A	Fordham	53 64	197	A	Massachusetts	70 52					
207	H	George Washington	61 46	150	H	Duquesne	57 60					
211	A	St. Bonaventure	55 64	211	H	St. Bonaventure	57 68					
195	A	Saint Louis	53 60	148	A	Davidson	59 67					
228	H	Rhode Island	75 69	291	H	Col. of Charleston	66 52					
207	A	George Washington	64 60	178	H	UMES	70 49					

Non-Div I Games:

George Mason

■ Loss,
■ Non-Conf,
■ S Site,
■ H Home
■ A Away
N Neutral

Average RPI Win: 166		WON-LOST	WINNING	LAST 10	STRENGTH OF	OPP. STRENGTH	TEAM	ADJ.	CONF.	ADJ CONF.
Average RPI Loss: 143		RECORD	PCT. RANK	GAMES	SCHEDULE	OF SCHEDULE	RPI	RPI	RPI	RPI
DIV. I ONLY		8- 16	256	0- 1	96	147	207	207	17	17
DIV. I NON-CONF.		3- 10	278	0- 0	52	79	233	233	16	16
TOTALS	RPI 1-25		RPI 26-50		W-L RECORDS	RPI 51-100	RPI 101-150		RPI 150+	
8- 16	0- 2		0- 3		OVERALL	1- 0	4- 3		3- 8	
5- 8	0- 1		0- 1		HOME	1- 0	3- 2		1- 4	
3- 6	0- 0		0- 1		AWAY	0- 0	1- 1		2- 4	
0- 2	0- 1		0- 1		NEUTRAL	0- 0	0- 0		0- 0	
3- 10	0- 2		0- 3		NON-CONFERENCE	1- 0	1- 1		1- 4	
3- 4	0- 1		0- 1		HOME	1- 0	1- 0		1- 2	
0- 4	0- 0		0- 1		AWAY	0- 0	0- 1		0- 2	
0- 2	0- 1		0- 1		NEUTRAL	0- 0	0- 0		0- 0	
5- 6	0- 0		0- 0		CONFERENCE	0- 0	3- 2		2- 4	
2- 4	0- 0		0- 0		HOME	0- 0	2- 2		0- 2	
3- 2	0- 0		0- 0		AWAY	0- 0	1- 0		2- 2	
0- 0	0- 0		0- 0		NEUTRAL	0- 0	0- 0		0- 0	

RPI 1-25				RPI 26-50				RPI 51-100				RPI 101+ Team's RPI: 207			
RPI	S	Opponent	Score	RPI	S	Opponent	Score	RPI	S	Opponent	Score	RPI	S	Opponent	Score
12	N	NC State	61 69	35	A	James Madison	37 50	93	H	Princeton	64 49	111	H	VCU	57 48
17	H	Maryland	30 69	41	H	Villanova	45 60					114	H	Dayton	46 45
				42	N	Georgia Tech	55 70					116	H	Towson	76 63
												129	H	Fordham	38 50
												146	A	South Fla.	30 63
												148	H	Davidson	42 62
												150	A	Duquesne	55 54
												157	H	Mercer	53 61
												163	A	William & Mary	59 73
												195	A	Saint Louis	44 60
												206	A	George Mason	46 61
												206	H	George Mason	60 64
												213	H	Monmouth	51 55
												228	A	Rhode Island	64 59
												230	H	Memphis	51 38
												253	H	Saint Joseph's	38 41
												284	A	La Salle	67 59
												331	A	Iona	43 52
LAST 12 Division I GAMES:															
253	H	Saint Joseph's	38 41	206	H	George Mason	60 64								
206	A	George Mason	46 61	284	A	La Salle	67 59								
195	A	Saint Louis	44 60	114	H	Dayton	46 45								
148	H	Davidson	42 62	228	A	Rhode Island	64 59								
150	A	Duquesne	55 54	129	H	Fordham	38 50								
111	H	VCU	57 48	230	H	Memphis	51 38								

Non-Div I Games:

George Washington

Loss, Non-Conf, S Site, H Home A Away N Neutral

Average RPI Win:	214	WON-LOST	WINNING	LAST 10	STRENGTH OF	OPP. STRENGTH	TEAM	ADJ.	CONF.	ADJ CONF.
Average RPI Loss:	42	RECORD	PCT. RANK	GAMES	SCHEDULE	OF SCHEDULE	RPI	RPI	RPI	RPI
DIV. I ONLY	14- 9	114	1- 0	99	87	104	104	5	5	
DIV. I NON-CONF.	9- 4	85	0- 0	220	242	133	133	5	5	
TOTALS	RPI 1-25	RPI 26-50	W-L RECORDS	RPI 51-100	RPI 101-150	RPI 150+				
14- 9	0- 3	0- 5	OVERALL	3- 0	0- 1	11- 0				
11- 2	0- 1	0- 0	HOME	2- 0	0- 1	9- 0				
2- 6	0- 1	0- 5	AWAY	1- 0	0- 0	1- 0				
1- 1	0- 1	0- 0	NEUTRAL	0- 0	0- 0	1- 0				
9- 4	0- 1	0- 3	NON-CONFERENCE	0- 0	0- 0	9- 0				
8- 0	0- 0	0- 0	HOME	0- 0	0- 0	8- 0				
0- 3	0- 0	0- 3	AWAY	0- 0	0- 0	0- 0				
1- 1	0- 1	0- 0	NEUTRAL	0- 0	0- 0	1- 0				
5- 5	0- 2	0- 2	CONFERENCE	3- 0	0- 1	2- 0				
3- 2	0- 1	0- 0	HOME	2- 0	0- 1	1- 0				
2- 3	0- 1	0- 2	AWAY	1- 0	0- 0	1- 0				
0- 0	0- 0	0- 0	NEUTRAL	0- 0	0- 0	0- 0				

RPI 1-25				RPI 26-50				RPI 51-100				RPI 101+ Team's RPI: 104			
RPI	S	Opponent	Score	RPI	S	Opponent	Score	RPI	S	Opponent	Score	RPI	S	Opponent	Score
7	A	Mississippi St.	71 80	33	A	Missouri	35 61	55	H	LSU	63 50	131	H	Alabama	53 58
17	N	Maryland	51 58	37	A	UCLA	69 80	61	H	Tennessee	66 62	157	H	Mercer	67 60
21	H	Texas A&M	66 76	41	A	Villanova	56 62	82	A	Arkansas	80 72	177	A	Vanderbilt	71 64
				42	A	Georgia Tech	53 63					210	H	Florida	93 58
				50	A	Auburn	58 59					211	H	St. Bonaventure	67 40
												223	H	Furman	61 38
												259	H	Winthrop	85 39
												288	H	Ga. Southern	81 38
												295	N	Morgan St.	60 33
												316	H	Charleston So.	83 75
												323	H	Lipscomb	77 45
												335	H	Presbyterian	83 59
LAST 12 Division I GAMES:															
210	H	Florida	93 58	61	H	Tennessee	66 62								
50	A	Auburn	58 59	7	A	Mississippi St.	71 80								
82	A	Arkansas	80 72	177	A	Vanderbilt	71 64								
131	H	Alabama	53 58	55	H	LSU	63 50								
21	H	Texas A&M	66 76	335	H	Presbyterian	83 59								
33	A	Missouri	35 61	288	H	Ga. Southern	81 38								

Non-Div I Games:

Georgia

Average RPI Win:	253	WON-LOST	WINNING	LAST 10	STRENGTH OF	OPP. STRENGTH	TEAM	ADJ.	CONF.	ADJ CONF.
Average RPI Loss:	108	RECORD	PCT. RANK	GAMES	SCHEDULE	OF SCHEDULE	RPI	RPI	RPI	RPI
DIV. I ONLY	13- 9	123	1- 0	207	222	155	155	12	12	
DIV. I NON-CONF.	6- 5	143	0- 0	208	240	166	166	14	14	
TOTALS	RPI 1-25	RPI 26-50	W-L RECORDS	RPI 51-100	RPI 101-150	RPI 150+				
13- 9	0- 1	0- 2	OVERALL	2- 2	0- 1	11- 3				
8- 3	0- 0	0- 1	HOME	2- 0	0- 1	6- 1				
5- 6	0- 1	0- 1	AWAY	0- 2	0- 0	5- 2				
0- 0	0- 0	0- 0	NEUTRAL	0- 0	0- 0	0- 0				
6- 5	0- 1	0- 2	NON-CONFERENCE	0- 1	0- 0	6- 1				
4- 1	0- 0	0- 1	HOME	0- 0	0- 0	4- 0				
2- 4	0- 1	0- 1	AWAY	0- 1	0- 0	2- 1				
0- 0	0- 0	0- 0	NEUTRAL	0- 0	0- 0	0- 0				
7- 4	0- 0	0- 0	CONFERENCE	2- 1	0- 1	5- 2				
4- 2	0- 0	0- 0	HOME	2- 0	0- 1	2- 1				
3- 2	0- 0	0- 0	AWAY	0- 1	0- 0	3- 1				
0- 0	0- 0	0- 0	NEUTRAL	0- 0	0- 0	0- 0				

RPI 1-25				RPI 26-50				RPI 51-100				RPI 101+ Team's RPI: 155			
RPI	S	Opponent	Score	RPI	S	Opponent	Score	RPI	S	Opponent	Score	RPI	S	Opponent	Score
16	A	Florida St.	43 79	31	A	Rice	49 66	56	A	Middle Tenn.	54 69	110	H	South Alabama	59 68
				42	H	Georgia Tech	71 78	79	H	Troy	84 80	180	A	Texas St.	57 34
								88	A	UT Arlington	45 69	180	H	Texas St.	60 69
								88	H	UT Arlington	50 48	201	A	Jacksonville St.	56 61
												239	H	Bethune-Cookman	62 57
												252	A	Louisiana	54 57
												252	H	Louisiana	74 71
												288	A	Ga. Southern	83 66
												294	A	Fla. Atlantic	75 59
												296	A	La.-Monroe	56 41
												296	H	La.-Monroe	68 46
												298	H	Kennesaw St.	79 73
												314	H	UNC Greensboro	70 63
												325	A	FIU	67 61
												342	H	N.C. Central	65 54
LAST 12 Division I GAMES:															
				252	H	Louisiana	74 71					110	H	South Alabama	59 68
				296	H	La.-Monroe	68 46					296	A	La.-Monroe	56 41
				288	A	Ga. Southern	83 66					252	A	Louisiana	54 57
				88	A	UT Arlington	45 69					180	H	Texas St.	60 69
				180	A	Texas St.	57 34					88	H	UT Arlington	50 48
				79	H	Troy	84 80					16	A	Florida St.	43 79

Non-Div I Games:

Georgia St.

■ Loss,
 ■ Non-Conf, S Site,
 ■ Home
 ■ Away
 N Neutral

Average RPI Win:	162	WON-LOST	WINNING	LAST 10	STRENGTH OF	OPP. STRENGTH	TEAM	ADJ.	CONF.	ADJ CONF.
Average RPI Loss:	37	RECORD	PCT. RANK	GAMES	SCHEDULE	OF SCHEDULE	RPI	RPI	RPI	RPI
DIV. I ONLY	15- 9	106	1- 0	38	21	42	42	1	1	
DIV. I NON-CONF.	10- 3	59	0- 0	155	181	60	60	1	1	
TOTALS	RPI 1-25	RPI 26-50	W-L RECORDS	RPI 51-100	RPI 101-150	RPI 150+				
15- 9	1- 6	0- 0	OVERALL	1- 1	7- 2	6- 0				
9- 2	1- 2	0- 0	HOME	1- 0	3- 0	4- 0				
3- 6	0- 4	0- 0	AWAY	0- 1	2- 1	1- 0				
3- 1	0- 0	0- 0	NEUTRAL	0- 0	2- 1	1- 0				
10- 3	0- 1	0- 0	NON-CONFERENCE	0- 0	4- 2	6- 0				
6- 0	0- 0	0- 0	HOME	0- 0	2- 0	4- 0				
1- 2	0- 1	0- 0	AWAY	0- 0	0- 1	1- 0				
3- 1	0- 0	0- 0	NEUTRAL	0- 0	2- 1	1- 0				
5- 6	1- 5	0- 0	CONFERENCE	1- 1	3- 0	0- 0				
3- 2	1- 2	0- 0	HOME	1- 0	1- 0	0- 0				
2- 4	0- 3	0- 0	AWAY	0- 1	2- 0	0- 0				
0- 0	0- 0	0- 0	NEUTRAL	0- 0	0- 0	0- 0				

RPI 1-25				RPI 26-50				RPI 51-100				RPI 101+			
RPI	S	Opponent	Score	RPI	S	Opponent	Score	RPI	S	Opponent	Score	RPI	S	Opponent	Score
1	A	Notre Dame	50 90					58	A	Clemson	61 71	101	A	Houston	89 95
1	H	Notre Dame	55 76					74	H	Duke	70 64	103	N	Idaho St.	74 51
3	A	Louisville	44 61									104	H	Georgia	63 53
9	H	Syracuse	65 55									105	A	Boston College	81 76
12	H	NC State	60 68									114	N	Dayton	66 85
17	A	Maryland	54 67									119	A	Wake Forest	60 46
24	A	North Carolina	90 91									120	N	Seton Hall	84 73
												127	H	Pittsburgh	67 55
												141	H	Appalachian St.	71 53
												155	A	Georgia St.	78 71
												207	N	George Washington	70 55
												249	H	Alabama St.	69 42
												285	H	Wofford	81 40
												298	H	Kennesaw St.	60 35
												337	H	Western Caro.	84 49
LAST 12 Division I GAMES:															
119	A	Wake Forest	60 46	58	A	Clemson	61 71								
127	H	Pittsburgh	67 55	3	A	Louisville	44 61								
1	A	Notre Dame	50 90	74	H	Duke	70 64								
24	A	North Carolina	90 91	1	H	Notre Dame	55 76								
12	H	NC State	60 68	105	A	Boston College	81 76								
9	H	Syracuse	65 55	285	H	Wofford	81 40								

Non-Div I Games:

Georgia Tech

■ Loss,
 ■ Non-Conf, S Site,
 ■ Home
 ■ Away
 N Neutral

Gonzaga

Through Games Of Feb. 11, 2019

Average RPI Win: 129	WON-LOST	WINNING	LAST 10	STRENGTH OF	OPP. STRENGTH	TEAM	ADJ.	CONF.	ADJ CONF.
Average RPI Loss: 20	RECORD	PCT. RANK	GAMES	SCHEDULE	OF SCHEDULE	RPI	RPI	RPI	RPI
DIV. I ONLY	22- 2	5	1- 0	61	29	13	13	8	8
DIV. I NON-CONF.	11- 1	13	1- 0	63	4	12	12	7	7
TOTALS	RPI 1-25	RPI 26-50	W-L RECORDS	RPI 51-100	RPI 101-150	RPI 150+			
22- 2	2- 1	2- 1	OVERALL	5- 0	4- 0	9- 0			
11- 0	1- 0	1- 0	HOME	2- 0	2- 0	5- 0			
9- 1	0- 0	1- 1	AWAY	3- 0	1- 0	4- 0			
2- 1	1- 1	0- 0	NEUTRAL	0- 0	1- 0	0- 0			
11- 1	2- 1	0- 0	NON-CONFERENCE	2- 0	3- 0	4- 0			
6- 0	1- 0	0- 0	HOME	1- 0	2- 0	2- 0			
3- 0	0- 0	0- 0	AWAY	1- 0	0- 0	2- 0			
2- 1	1- 1	0- 0	NEUTRAL	0- 0	1- 0	0- 0			
11- 1	0- 0	2- 1	CONFERENCE	3- 0	1- 0	5- 0			
5- 0	0- 0	1- 0	HOME	1- 0	0- 0	3- 0			
6- 1	0- 0	1- 1	AWAY	2- 0	1- 0	2- 0			
0- 0	0- 0	0- 0	NEUTRAL	0- 0	0- 0	0- 0			

RPI	S	Opponent	Score	RPI	S	Opponent	Score	RPI	S	Opponent	Score	RPI	S	Opponent	Score
1	N	Notre Dame	65 81	38	A	BYU	68 70	63	A	Missouri St.	70 67	103	H	Idaho St.	70 51
5	H	Stanford	79 73	45	A	Saint Mary's (CA)	66 52	81	A	Pacific	63 51	122	H	Washington St.	76 53
19	N	Rutgers	57 40	45	H	Saint Mary's (CA)	74 62	81	H	Pacific	88 65	124	A	Pepperdine	79 54
								89	H	Idaho	88 51	128	N	Western Ky.	76 55
								99	A	Loyola Marymount	78 53	161	A	Portland	93 62
												161	H	Portland	97 71
												163	H	Montana	76 52
												183	H	Santa Clara	78 61
												198	A	Eastern Wash.	63 51
												215	A	UNLV	70 59
												241	H	San Francisco	78 51
												248	H	Colorado St.	50 39
												257	A	San Diego	86 61
LAST 12 Division I GAMES:															
128	N	Western Ky.	76 55	241	H	San Francisco	78 51								
19	N	Rutgers	57 40	257	A	San Diego	86 61								
161	A	Portland	93 62	38	A	BYU	68 70								
45	A	Saint Mary's (CA)	66 52	161	H	Portland	97 71								
81	A	Pacific	63 51	81	H	Pacific	88 65								
183	H	Santa Clara	78 61	45	H	Saint Mary's (CA)	74 62								

Non-Div I Games:

Gonzaga

■ Loss,
 ■ Non-Conf, S Site,
 ■ Home
 ■ Away
 N Neutral

Grambling

Through Games Of Feb. 11, 2019

Average RPI Win:	248	WON-LOST	WINNING	LAST 10	STRENGTH OF	OPP. STRENGTH	TEAM	ADJ.	CONF.	ADJ CONF.
Average RPI Loss:	159	RECORD	PCT. RANK	GAMES	SCHEDULE	OF SCHEDULE	RPI	RPI	RPI	RPI
DIV. I ONLY	10- 13	210	1- 0	272	249	212	212	29	29	
DIV. I NON-CONF.	3- 9	271	0- 0	78	92	191	191	27	27	
TOTALS	RPI 1-25	RPI 26-50	W-L RECORDS	RPI 51-100	RPI 101-150	RPI 150+				
10- 13	0- 0	1- 2	OVERALL	1- 1	0- 4	8- 6				
3- 3	0- 0	0- 0	HOME	0- 0	0- 0	3- 3				
5- 9	0- 0	0- 1	AWAY	0- 1	0- 4	5- 3				
2- 1	0- 0	1- 1	NEUTRAL	1- 0	0- 0	0- 0				
3- 9	0- 0	1- 2	NON-CONFERENCE	1- 1	0- 4	1- 2				
1- 0	0- 0	0- 0	HOME	0- 0	0- 0	1- 0				
0- 8	0- 0	0- 1	AWAY	0- 1	0- 4	0- 2				
2- 1	0- 0	1- 1	NEUTRAL	1- 0	0- 0	0- 0				
7- 4	0- 0	0- 0	CONFERENCE	0- 0	0- 0	7- 4				
2- 3	0- 0	0- 0	HOME	0- 0	0- 0	2- 3				
5- 1	0- 0	0- 0	AWAY	0- 0	0- 0	5- 1				
0- 0	0- 0	0- 0	NEUTRAL	0- 0	0- 0	0- 0				

RPI S	Opponent	Score	RPI S	Opponent	Score	RPI S	Opponent	Score	RPI S	Opponent	Score	Team's RPI: 212
39 N	South Dakota	53 67	88 A	UT Arlington	54 78	102 A	Oklahoma St.	40 86				
40 N	Indiana	65 62	99 N	Loyola Marymount	62 61	118 A	Kansas	45 76				
50 A	Auburn	48 97				131 A	Alabama	55 73				
						146 A	South Fla.	50 67				
						182 A	Southern U.	65 71				
						182 H	Southern U.	81 86				
						192 A	Southern Miss.	47 68				
						199 A	Prairie View	64 63				
						209 A	Texas Southern	75 67				
						246 A	Wichita St.	61 70				
						249 A	Alabama St.	80 72				
						285 H	Jackson St.	74 77				
						303 A	Alabama A&M	63 51				
						310 H	Mississippi Val.	52 54				
						330 H	McNeese	75 51				
						347 H	Ark.-Pine Bluff	77 57				
						350 A	Alcorn	79 63				
						350 H	Alcorn	61 56				
LAST 12 Division I GAMES:												
350 A	Alcorn	79 63	209 A	Texas Southern	75 67							
182 A	Southern U.	65 71	350 H	Alcorn	61 56							
310 H	Mississippi Val.	52 54	182 H	Southern U.	81 86							
347 H	Ark.-Pine Bluff	77 57	303 A	Alabama A&M	63 51							
285 H	Jackson St.	74 77	249 A	Alabama St.	80 72							
199 A	Prairie View	64 63	102 A	Oklahoma St.	40 86							

Non-Div I Games:

Grambling

■ Loss,
 ■ Non-Conf,
 ■ S Site,
 ■ Home
 ■ A Away
 N Neutral

Average RPI Win: 288		WON-LOST	WINNING	LAST 10	STRENGTH OF	OPP. STRENGTH	TEAM	ADJ.	CONF.	ADJ CONF.
Average RPI Loss: 218		RECORD	PCT. RANK	GAMES	SCHEDULE	OF SCHEDULE	RPI	RPI	RPI	RPI
DIV. I ONLY		5- 15	301	0- 1	326	325	339	339	30	30
DIV. I NON-CONF.		2- 8	293	0- 0	326	291	345	345	30	30
TOTALS	RPI 1-25	RPI 26-50		W-L RECORDS		RPI 51-100	RPI 101-150	RPI 150+		
5- 15	0- 0	0- 0		OVERALL		0- 0	0- 2	5- 13		
4- 5	0- 0	0- 0		HOME		0- 0	0- 1	4- 4		
1- 10	0- 0	0- 0		AWAY		0- 0	0- 1	1- 9		
0- 0	0- 0	0- 0		NEUTRAL		0- 0	0- 0	0- 0		
2- 8	0- 0	0- 0		NON-CONFERENCE		0- 0	0- 2	2- 6		
2- 3	0- 0	0- 0		HOME		0- 0	0- 1	2- 2		
0- 5	0- 0	0- 0		AWAY		0- 0	0- 1	0- 4		
0- 0	0- 0	0- 0		NEUTRAL		0- 0	0- 0	0- 0		
3- 7	0- 0	0- 0		CONFERENCE		0- 0	0- 0	3- 7		
2- 2	0- 0	0- 0		HOME		0- 0	0- 0	2- 2		
1- 5	0- 0	0- 0		AWAY		0- 0	0- 0	1- 5		
0- 0	0- 0	0- 0		NEUTRAL		0- 0	0- 0	0- 0		

RPI 1-25				RPI 26-50				RPI 51-100				RPI 101+				Team's RPI: 339	
RPI	S	Opponent	Score	RPI	S	Opponent	Score	RPI	S	Opponent	Score	RPI	S	Opponent	Score		
												106	A	UNCW	55	77	
												139	H	Portland St.	55	60	
												163	H	Montana	47	69	
												166	A	New Mexico St.	52	81	
												166	H	New Mexico St.	54	51	
												173	H	Indiana St.	81	88	
												183	A	Santa Clara	55	75	
												204	A	East Carolina	47	59	
												219	A	UTRGV	42	49	
												219	H	UTRGV	50	66	
												237	A	UMKC	45	73	
												258	A	Long Beach St.	50	57	
												262	H	California Baptist	75	71	
												273	H	CSU Bakersfield	46	59	
												282	A	Utah Valley	46	57	
												293	A	UC Santa Barbara	55	66	
												319	H	Incarnate Word	74	63	
												343	A	Seattle U	74	73	
												348	A	Chicago St.	48	50	
												351	H	LIU Brooklyn	65	62	
LAST 12 Division I GAMES:																	
				166	A	New Mexico St.	52	81		219	H	UTRGV	50	66			
				219	A	UTRGV	42	49		166	H	New Mexico St.	54	51			
				273	H	CSU Bakersfield	46	59		343	A	Seattle U	74	73			
				262	H	California Baptist	75	71		282	A	Utah Valley	46	57			
				237	A	UMKC	45	73		183	A	Santa Clara	55	75			
				348	A	Chicago St.	48	50		258	A	Long Beach St.	50	57			

Non-Div I Games:

Grand Canyon

Loss, Non-Conf, S Site, H Home A Away N Neutral

Average RPI Win:	199	WON-LOST	WINNING	LAST 10	STRENGTH OF	OPP. STRENGTH	TEAM	ADJ.	CONF.	ADJ CONF.
Average RPI Loss:	57	RECORD	PCT. RANK	GAMES	SCHEDULE	OF SCHEDULE	RPI	RPI	RPI	RPI
DIV. I ONLY	14- 7	81	1- 0	74	131	67	67	20	20	
DIV. I NON-CONF.	4- 5	190	0- 0	4	13	37	37	17	17	
TOTALS	RPI 1-25	RPI 26-50	W-L RECORDS	RPI 51-100	RPI 101-150	RPI 150+				
14- 7	0- 1	1- 3	OVERALL	2- 2	2- 1	9- 0				
9- 2	0- 0	0- 0	HOME	2- 1	2- 1	5- 0				
5- 5	0- 1	1- 3	AWAY	0- 1	0- 0	4- 0				
0- 0	0- 0	0- 0	NEUTRAL	0- 0	0- 0	0- 0				
4- 5	0- 1	1- 3	NON-CONFERENCE	1- 1	1- 0	1- 0				
3- 1	0- 0	0- 0	HOME	1- 1	1- 0	1- 0				
1- 4	0- 1	1- 3	AWAY	0- 0	0- 0	0- 0				
0- 0	0- 0	0- 0	NEUTRAL	0- 0	0- 0	0- 0				
10- 2	0- 0	0- 0	CONFERENCE	1- 1	1- 1	8- 0				
6- 1	0- 0	0- 0	HOME	1- 0	1- 1	4- 0				
4- 1	0- 0	0- 0	AWAY	0- 1	0- 0	4- 0				
0- 0	0- 0	0- 0	NEUTRAL	0- 0	0- 0	0- 0				

RPI 1-25				RPI 26-50				RPI 51-100				Team's RPI: 67	RPI 101+			
RPI	S	Opponent	Score	RPI	S	Opponent	Score	RPI	S	Opponent	Score		RPI	S	Opponent	Score
8	A	Marquette	54 80	28	A	South Dakota St.	47 77	75	H	Maine	70 39		114	H	Dayton	51 35
				33	A	Missouri	56 49	76	A	Wright St.	67 85		123	H	IUPUI	63 67
				34	A	DePaul	64 73	76	H	Wright St.	56 37		126	H	Youngstown St.	60 42
				39	A	South Dakota	49 55	90	H	Northwestern	55 57		185	H	Wisconsin	55 46

Non-Div I Games: Wis.-Parkside 81 32

Green Bay

Loss, Non-Conf, S Site, H Home A Away N Neutral

Average RPI Win:	249	WON-LOST	WINNING	LAST 10	STRENGTH OF	OPP. STRENGTH	TEAM	ADJ.	CONF.	ADJ CONF.
Average RPI Loss:	171	RECORD	PCT. RANK	GAMES	SCHEDULE	OF SCHEDULE	RPI	RPI	RPI	RPI
DIV. I ONLY	11- 9	142	0- 1	260	255	191	191	28	28	
DIV. I NON-CONF.	3- 7	256	0- 1	206	118	264	264	29	29	
TOTALS	RPI 1-25	RPI 26-50	W-L RECORDS	RPI 51-100	RPI 101-150	RPI 150+				
11- 9	0- 1	1- 0	OVERALL	1- 1	0- 2	9- 5				
7- 2	0- 0	1- 0	HOME	1- 0	0- 1	5- 1				
4- 5	0- 1	0- 0	AWAY	0- 0	0- 1	4- 3				
0- 2	0- 0	0- 0	NEUTRAL	0- 1	0- 0	0- 1				
3- 7	0- 1	1- 0	NON-CONFERENCE	0- 1	0- 1	2- 4				
2- 2	0- 0	1- 0	HOME	0- 0	0- 1	1- 1				
1- 3	0- 1	0- 0	AWAY	0- 0	0- 0	1- 2				
0- 2	0- 0	0- 0	NEUTRAL	0- 1	0- 0	0- 1				
8- 2	0- 0	0- 0	CONFERENCE	1- 0	0- 1	7- 1				
5- 0	0- 0	0- 0	HOME	1- 0	0- 0	4- 0				
3- 2	0- 0	0- 0	AWAY	0- 0	0- 1	3- 1				
0- 0	0- 0	0- 0	NEUTRAL	0- 0	0- 0	0- 0				

RPI 1-25				RPI 26-50				RPI 51-100				RPI 101+ Team's RPI: 191			
RPI	S	Opponent	Score	RPI	S	Opponent	Score	RPI	S	Opponent	Score	RPI	S	Opponent	Score
12	A	NC State	51 83	35	H	James Madison	72 65	53	N	SFA	68 70	132	A	High Point	73 82
								94	H	Radford	68 54	142	H	Chattanooga	50 58
												189	H	Elon	62 77
												194	A	UNC Asheville	61 58
												233	N	Sacramento St.	61 65
												242	A	Campbell	46 52
												259	A	Winthrop	84 63
												260	H	Gardner-Webb	82 80
												263	A	Columbia	63 88
												268	H	Samford	64 57
												277	A	Cornell	53 79
												294	A	Fla. Atlantic	72 68
												316	A	Charleston So.	74 66
												335	H	Presbyterian	79 62
												340	H	USC Upstate	67 43
												341	H	Longwood	66 40
LAST 12 Division I GAMES:															
233	N	Sacramento St.	61 65	242	A	Campbell	46 52								
335	H	Presbyterian	79 62	341	H	Longwood	66 40								
132	A	High Point	73 82	94	H	Radford	68 54								
340	H	USC Upstate	67 43	194	A	UNC Asheville	61 58								
260	H	Gardner-Webb	82 80	316	A	Charleston So.	74 66								
259	A	Winthrop	84 63	263	A	Columbia	63 88								

Non-Div I Games: Mid-Atlantic Christ115 48

Hampton

■ Loss,
 ■ Non-Conf, S Site,
 ■ Home
 ■ Away
 N Neutral

Average RPI Win:	240	WON-LOST	WINNING	LAST 10	STRENGTH OF	OPP. STRENGTH	TEAM	ADJ.	CONF.	ADJ CONF.
Average RPI Loss:	82	RECORD	PCT. RANK	GAMES	SCHEDULE	OF SCHEDULE	RPI	RPI	RPI	RPI
DIV. I ONLY	16- 8	81	0- 1	162	188	107	107	23	23	
DIV. I NON-CONF.	7- 7	162	0- 1	116	82	137	137	25	25	
TOTALS	RPI 1-25	RPI 26-50	W-L RECORDS	RPI 51-100	RPI 101-150	RPI 150+				
16- 8	0- 3	0- 2	OVERALL	2- 1	0- 0	14- 2				
9- 2	0- 1	0- 0	HOME	2- 1	0- 0	7- 0				
7- 4	0- 1	0- 2	AWAY	0- 0	0- 0	7- 1				
0- 2	0- 1	0- 0	NEUTRAL	0- 0	0- 0	0- 1				
7- 7	0- 3	0- 2	NON-CONFERENCE	1- 1	0- 0	6- 1				
4- 2	0- 1	0- 0	HOME	1- 1	0- 0	3- 0				
3- 3	0- 1	0- 2	AWAY	0- 0	0- 0	3- 0				
0- 2	0- 1	0- 0	NEUTRAL	0- 0	0- 0	0- 1				
9- 1	0- 0	0- 0	CONFERENCE	1- 0	0- 0	8- 1				
5- 0	0- 0	0- 0	HOME	1- 0	0- 0	4- 0				
4- 1	0- 0	0- 0	AWAY	0- 0	0- 0	4- 1				
0- 0	0- 0	0- 0	NEUTRAL	0- 0	0- 0	0- 0				

RPI 1-25				RPI 26-50				RPI 51-100				RPI 101+ Team's RPI: 107			
RPI	S	Opponent	Score	RPI	S	Opponent	Score	RPI	S	Opponent	Score	RPI	S	Opponent	Score
3	N	Louisville	69 86	41	A	Villanova	41 59	75	H	Maine	49 46	159	A	Stony Brook	64 36
20	H	Michigan St.	66 74	48	A	New Mexico	65 72	84	H	Harvard	73 60	159	H	Stony Brook	73 62
23	A	Miami (FL)	62 75					93	H	Princeton	38 75	160	N	Southern Ill.	50 72
												163	H	William & Mary	50 45
												228	A	Rhode Island	65 51
												240	H	Albany (NY)	82 35
												265	A	Binghamton	62 73
												276	H	Vermont	61 32
												295	H	Morgan St.	80 59
												299	A	Central Conn. St.	54 52
												301	A	UMBC	66 52
												301	H	UMBC	92 47
												307	H	Bryant	67 57
												312	A	New Hampshire	66 48
												320	A	NJIT	84 53
												321	A	UMass Lowell	66 44
LAST 12 Division I GAMES:															
48	A	New Mexico	65 72	312	A	New Hampshire	66 48								
23	A	Miami (FL)	62 75	321	A	UMass Lowell	66 44								
301	H	UMBC	92 47	75	H	Maine	49 46								
159	H	Stony Brook	73 62	276	H	Vermont	61 32								
265	A	Binghamton	62 73	301	A	UMBC	66 52								
240	H	Albany (NY)	82 35	159	A	Stony Brook	64 36								

Non-Div I Games:

Hartford

■ Loss,
■ Non-Conf, S Site,
■ Home
■ Away
N Neutral

Average RPI Win:	203	WON-LOST	WINNING	LAST 10	STRENGTH OF	OPP. STRENGTH	TEAM	ADJ.	CONF.	ADJ CONF.
Average RPI Loss:	82	RECORD	PCT. RANK	GAMES	SCHEDULE	OF SCHEDULE	RPI	RPI	RPI	RPI
DIV. I ONLY	11- 8	133	1- 0	88	100	84	84	11	11	
DIV. I NON-CONF.	7- 6	153	1- 0	72	27	83	83	11	11	
TOTALS	RPI 1-25	RPI 26-50	W-L RECORDS	RPI 51-100	RPI 101-150	RPI 150+				
11- 8	0- 2	1- 0	OVERALL	0- 4	1- 1	9- 1				
3- 3	0- 1	0- 0	HOME	0- 2	1- 0	2- 0				
7- 5	0- 1	1- 0	AWAY	0- 2	0- 1	6- 1				
1- 0	0- 0	0- 0	NEUTRAL	0- 0	0- 0	1- 0				
7- 6	0- 2	1- 0	NON-CONFERENCE	0- 3	1- 1	5- 0				
2- 3	0- 1	0- 0	HOME	0- 2	1- 0	1- 0				
4- 3	0- 1	1- 0	AWAY	0- 1	0- 1	3- 0				
1- 0	0- 0	0- 0	NEUTRAL	0- 0	0- 0	1- 0				
4- 2	0- 0	0- 0	CONFERENCE	0- 1	0- 0	4- 1				
1- 0	0- 0	0- 0	HOME	0- 0	0- 0	1- 0				
3- 2	0- 0	0- 0	AWAY	0- 1	0- 0	3- 1				
0- 0	0- 0	0- 0	NEUTRAL	0- 0	0- 0	0- 0				

RPI 1-25				RPI 26-50				RPI 51-100 Team's RPI: 84				RPI 101+			
RPI	S	Opponent	Score	RPI	S	Opponent	Score	RPI	S	Opponent	Score	RPI	S	Opponent	Score
1	A	Notre Dame	58 103	36	A	California	85 79	52	A	Purdue	65 66	107	A	Hartford	60 73
19	H	Rutgers	49 60					66	H	Quinnipiac	67 72	143	H	Boston U.	67 47
								73	A	Yale	62 65	158	A	CSUN	75 55
								75	H	Maine	60 67	200	A	Dartmouth	73 57
												200	H	Dartmouth	56 46
												201	N	Jacksonville St.	69 62
												227	A	Brown	100 83
												228	A	Rhode Island	80 47
												263	A	Columbia	65 75
												277	A	Cornell	68 61
												278	A	Siena	73 54
												284	H	La Salle	88 43
LAST 12 Division I GAMES:															
158	A	CSUN	75 55	200	H	Dartmouth	56 46								
277	A	Cornell	68 61	36	A	California	85 79								
263	A	Columbia	65 75	228	A	Rhode Island	80 47								
227	A	Brown	100 83	143	H	Boston U.	67 47								
73	A	Yale	62 65	19	H	Rutgers	49 60								
200	A	Dartmouth	73 57	75	H	Maine	60 67								

Non-Div I Games:

Harvard

Average RPI Win: 228	WON-LOST	WINNING	LAST 10	STRENGTH OF	OPP. STRENGTH	TEAM	ADJ.	CONF.	ADJ CONF.
Average RPI Loss: 156	RECORD	PCT. RANK	GAMES	SCHEDULE	OF SCHEDULE	RPI	RPI	RPI	RPI
DIV. I ONLY	8- 13	239	0- 1	218	167	243	243	21	21
DIV. I NON-CONF.	3- 9	271	0- 1	172	90	273	273	20	20
TOTALS	RPI 1-25	RPI 26-50	W-L RECORDS	RPI 51-100	RPI 101-150	RPI 150+			
8- 13	0- 1	0- 0	OVERALL	2- 3	0- 1	6- 8			
4- 7	0- 1	0- 0	HOME	2- 2	0- 1	2- 3			
4- 5	0- 0	0- 0	AWAY	0- 0	0- 0	4- 5			
0- 1	0- 0	0- 0	NEUTRAL	0- 1	0- 0	0- 0			
3- 9	0- 1	0- 0	NON-CONFERENCE	1- 3	0- 1	2- 4			
2- 5	0- 1	0- 0	HOME	1- 2	0- 1	1- 1			
1- 3	0- 0	0- 0	AWAY	0- 0	0- 0	1- 3			
0- 1	0- 0	0- 0	NEUTRAL	0- 1	0- 0	0- 0			
5- 4	0- 0	0- 0	CONFERENCE	1- 0	0- 0	4- 4			
2- 2	0- 0	0- 0	HOME	1- 0	0- 0	1- 2			
3- 2	0- 0	0- 0	AWAY	0- 0	0- 0	3- 2			
0- 0	0- 0	0- 0	NEUTRAL	0- 0	0- 0	0- 0			

RPI 1-25				RPI 26-50				RPI 51-100				RPI 101+ Team's RPI: 243			
RPI	S	Opponent	Score	RPI	S	Opponent	Score	RPI	S	Opponent	Score	RPI	S	Opponent	Score
5	H	Stanford	59 81					51	N	Utah	48 73	124	H	Pepperdine	64 65
								68	H	FGCU	67 73	158	H	CSUN	29 49
								89	H	Idaho	69 61	161	H	Portland	65 72
								91	H	UC Davis	65 60	165	H	UC Riverside	55 60
								95	H	American	57 69	168	A	UC Irvine	70 68
												202	A	San Diego St.	57 58
												215	A	UNLV	66 61
												234	A	Nevada	78 79
												245	A	Cal St. Fullerton	68 72
												257	A	San Diego	50 58
												258	A	Long Beach St.	40 56
												293	A	UC Santa Barbara	47 35
												313	A	Cal Poly	71 54
												313	H	Cal Poly	70 52
												343	H	Seattle U	67 51
LAST 12 Division I GAMES:															
				51	N	Utah	48 73			313	A	Cal Poly	71 54		
				258	A	Long Beach St.	40 56			158	H	CSUN	29 49		
				168	A	UC Irvine	70 68			91	H	UC Davis	65 60		
				313	H	Cal Poly	70 52			245	A	Cal St. Fullerton	68 72		
				165	H	UC Riverside	55 60			234	A	Nevada	78 79		
				293	A	UC Santa Barbara	47 35			215	A	UNLV	66 61		

Non-Div I Games: Hawaii Pacific 66 51

Hawaii

■ Loss,
 ■ Non-Conf, S Site,
 ■ Home
 ■ Away
 N Neutral

Average RPI Win:	273	WON-LOST	WINNING	LAST 10	STRENGTH OF	OPP. STRENGTH	TEAM	ADJ.	CONF.	ADJ CONF.
Average RPI Loss:	97	RECORD	PCT. RANK	GAMES	SCHEDULE	OF SCHEDULE	RPI	RPI	RPI	RPI
DIV. I ONLY	13- 7	96	0- 1	211	306	132	132	28	28	
DIV. I NON-CONF.	5- 4	139	0- 0	124	243	106	106	29	29	
TOTALS	RPI 1-25	RPI 26-50	W-L RECORDS	RPI 51-100	RPI 101-150	RPI 150+				
13- 7	0- 0	0- 1	OVERALL	1- 4	0- 1	12- 1				
9- 1	0- 0	0- 0	HOME	1- 1	0- 0	8- 0				
4- 6	0- 0	0- 1	AWAY	0- 3	0- 1	4- 1				
0- 0	0- 0	0- 0	NEUTRAL	0- 0	0- 0	0- 0				
5- 4	0- 0	0- 1	NON-CONFERENCE	1- 2	0- 1	4- 0				
4- 0	0- 0	0- 0	HOME	1- 0	0- 0	3- 0				
1- 4	0- 0	0- 1	AWAY	0- 2	0- 1	1- 0				
0- 0	0- 0	0- 0	NEUTRAL	0- 0	0- 0	0- 0				
8- 3	0- 0	0- 0	CONFERENCE	0- 2	0- 0	8- 1				
5- 1	0- 0	0- 0	HOME	0- 1	0- 0	5- 0				
3- 2	0- 0	0- 0	AWAY	0- 1	0- 0	3- 1				
0- 0	0- 0	0- 0	NEUTRAL	0- 0	0- 0	0- 0				

RPI 1-25				RPI 26-50				RPI 51-100				RPI 101+ Team's RPI: 132			
RPI	S	Opponent	Score	RPI	S	Opponent	Score	RPI	S	Opponent	Score	RPI	S	Opponent	Score
				26	A	Kentucky	49 71	58	A	Clemson	64 83	148	A	Davidson	62 71
								62	A	Miami (OH)	55 68	191	H	Hampton	82 73
								94	A	Radford	58 80	194	A	UNC Asheville	56 67
								94	H	Radford	79 84	242	H	Campbell	65 60
								95	H	American	66 61	244	A	ETSU	73 65
												259	H	Winthrop	56 54
												260	A	Gardner-Webb	78 61
												269	H	Norfolk St.	83 51
												314	H	UNC Greensboro	82 75
												316	H	Charleston So.	71 64
												335	H	Presbyterian	79 40
												340	A	USC Upstate	87 61
												341	A	Longwood	65 54
												342	H	N.C. Central	80 69
LAST 12 Division I GAMES:															
				94	H	Radford	79 84	194	A	UNC Asheville	56 67				
				341	A	Longwood	65 54	260	A	Gardner-Webb	78 61				
				191	H	Hampton	82 73	335	H	Presbyterian	79 40				
				259	H	Winthrop	56 54	94	A	Radford	58 80				
				316	H	Charleston So.	71 64	340	A	USC Upstate	87 61				
				242	H	Campbell	65 60	244	A	ETSU	73 65				

Non-Div I Games: Greensboro 102 50 Mars Hill 86 36

High Point

Loss, Non-Conf, S Site, H Home A Away N Neutral

Average RPI Win: 236	WON-LOST	WINNING	LAST 10	STRENGTH OF	OPP. STRENGTH	TEAM	ADJ.	CONF.	ADJ CONF.
Average RPI Loss: 147	RECORD	PCT. RANK	GAMES	SCHEDULE	OF SCHEDULE	RPI	RPI	RPI	RPI
DIV. I ONLY	6- 16	289	0- 1	136	227	254	254	10	10
DIV. I NON-CONF.	5- 6	177	0- 0	244	336	219	219	10	10
TOTALS	RPI 1-25	RPI 26-50	W-L RECORDS	RPI 51-100	RPI 101-150	RPI 150+			
6- 16	0- 0	0- 2	OVERALL	1- 2	0- 4	5- 8			
2- 8	0- 0	0- 1	HOME	1- 1	0- 1	1- 5			
3- 6	0- 0	0- 1	AWAY	0- 0	0- 2	3- 3			
1- 2	0- 0	0- 0	NEUTRAL	0- 1	0- 1	1- 0			
5- 6	0- 0	0- 0	NON-CONFERENCE	0- 1	0- 1	5- 4			
1- 2	0- 0	0- 0	HOME	0- 0	0- 0	1- 2			
3- 2	0- 0	0- 0	AWAY	0- 0	0- 0	3- 2			
1- 2	0- 0	0- 0	NEUTRAL	0- 1	0- 1	1- 0			
1- 10	0- 0	0- 2	CONFERENCE	1- 1	0- 3	0- 4			
1- 6	0- 0	0- 1	HOME	1- 1	0- 1	0- 3			
0- 4	0- 0	0- 1	AWAY	0- 0	0- 2	0- 1			
0- 0	0- 0	0- 0	NEUTRAL	0- 0	0- 0	0- 0			

RPI S	Opponent	Score	RPI S	Opponent	Score	RPI S	Opponent	Score	RPI S	Opponent	Score	Team's RPI: 254
35	A James Madison	54 77	35	H James Madison	44 59	76	N Wright St.	64 93	106	A UNCW	54 89	
						77	H Drexel	49 61	116	A Towson	68 92	
						78	H Northeastern	78 61	116	H Towson	56 68	
									147	N Marist	57 71	
									152	H Delaware	59 78	
									159	A Stony Brook	49 77	
									163	H William & Mary	55 60	
									189	H Elon	64 77	
									208	A Holy Cross	66 72	
									211	A St. Bonaventure	67 59	
									214	N Stetson	53 50	
									224	H Sacred Heart	64 70	
									263	H Columbia	63 65	
									278	A Siena	57 50	
									291	A Col. of Charleston	62 70	
									301	A UMBC	45 42	
									331	H Iona	74 49	
LAST 12 Division I GAMES:												
35	H James Madison	44 59	152	H Delaware	59 78							
116	H Towson	56 68	116	A Towson	68 92							
291	A Col. of Charleston	62 70	35	A James Madison	54 77							
106	A UNCW	54 89	189	H Elon	64 77							
78	H Northeastern	78 61	163	H William & Mary	55 60							
77	H Drexel	49 61	278	A Siena	57 50							

Non-Div I Games: Wilmington (DE) 77 56

Hofstra

■ Loss,
 ■ Non-Conf,
 ■ S Site,
 ■ H Home
 ■ A Away
 N Neutral

Holy Cross

Through Games Of Feb. 11, 2019

Average RPI Win:	267	WON-LOST	WINNING	LAST 10	STRENGTH OF	OPP. STRENGTH	TEAM	ADJ.	CONF.	ADJ CONF.
Average RPI Loss:	189	RECORD	PCT. RANK	GAMES	SCHEDULE	OF SCHEDULE	RPI	RPI	RPI	RPI
DIV. I ONLY	13- 9	123	1- 0	334	258	208	208	19	19	
DIV. I NON-CONF.	8- 3	72	0- 0	339	289	201	201	22	22	
TOTALS	RPI 1-25	RPI 26-50	W-L RECORDS	RPI 51-100	RPI 101-150	RPI 150+				
13- 9	0- 0	0- 1	OVERALL	0- 1	1- 1	12- 6				
9- 2	0- 0	0- 0	HOME	0- 0	1- 0	8- 2				
4- 7	0- 0	0- 1	AWAY	0- 1	0- 1	4- 4				
0- 0	0- 0	0- 0	NEUTRAL	0- 0	0- 0	0- 0				
8- 3	0- 0	0- 0	NON-CONFERENCE	0- 0	0- 1	8- 2				
5- 1	0- 0	0- 0	HOME	0- 0	0- 0	5- 1				
3- 2	0- 0	0- 0	AWAY	0- 0	0- 1	3- 1				
0- 0	0- 0	0- 0	NEUTRAL	0- 0	0- 0	0- 0				
5- 6	0- 0	0- 1	CONFERENCE	0- 1	1- 0	4- 4				
4- 1	0- 0	0- 0	HOME	0- 0	1- 0	3- 1				
1- 5	0- 0	0- 1	AWAY	0- 1	0- 0	1- 3				
0- 0	0- 0	0- 0	NEUTRAL	0- 0	0- 0	0- 0				

RPI S	Opponent	Score	RPI S	Opponent	Score	RPI S	Opponent	Score	RPI S	Opponent	Score	Team's RPI: 208
			46	A Bucknell	71 75				105	A Boston College	63 89	
									143	H Boston U.	75 69	
									151	A Lehigh	55 64	
									176	H Rider	71 61	
									203	A Navy	47 54	
									227	H Brown	85 89	
									228	H Rhode Island	73 65	
									240	A Albany (NY)	56 50	
									247	H Colgate	67 70	
									254	H Hofstra	72 66	
									276	A Vermont	65 40	
									300	H Army West Point	58 39	
									304	H Manhattan	61 53	
									307	A Bryant	81 62	
									308	A Loyola Maryland	58 48	
									308	H Loyola Maryland	78 60	
									311	A Lafayette	63 73	
									311	H Lafayette	56 53	
									312	A New Hampshire	62 74	
									321	H UMass Lowell	63 54	
LAST 12 Division I GAMES:												
			308	A Loyola Maryland	58 48		203	A Navy	47 54			
			311	H Lafayette	56 53		308	H Loyola Maryland	78 60			
			95	A American	58 70		151	A Lehigh	55 64			
			46	A Bucknell	71 75		311	A Lafayette	63 73			
			300	H Army West Point	58 39		247	H Colgate	67 70			
			143	H Boston U.	75 69		307	A Bryant	81 62			

Non-Div I Games:

Holy Cross

■ Loss,
 ■ Non-Conf, S Site,
 ■ Home
 ■ Away
 N Neutral

Average RPI Win:	199	WON-LOST	WINNING	LAST 10	STRENGTH OF	OPP. STRENGTH	TEAM	ADJ.	CONF.	ADJ CONF.
Average RPI Loss:	72	RECORD	PCT. RANK	GAMES	SCHEDULE	OF SCHEDULE	RPI	RPI	RPI	RPI
DIV. I ONLY	12- 11	156	1- 0	79	84	101	101	9	9	
DIV. I NON-CONF.	6- 7	172	0- 0	80	98	108	108	9	9	
TOTALS	RPI 1-25	RPI 26-50	W-L RECORDS	RPI 51-100	RPI 101-150	RPI 150+				
12- 11	0- 3	1- 2	OVERALL	0- 3	2- 1	9- 2				
4- 5	0- 2	1- 1	HOME	0- 1	1- 1	2- 0				
8- 6	0- 1	0- 1	AWAY	0- 2	1- 0	7- 2				
0- 0	0- 0	0- 0	NEUTRAL	0- 0	0- 0	0- 0				
6- 7	0- 1	1- 2	NON-CONFERENCE	0- 2	0- 1	5- 1				
1- 4	0- 1	1- 1	HOME	0- 1	0- 1	0- 0				
5- 3	0- 0	0- 1	AWAY	0- 1	0- 0	5- 1				
0- 0	0- 0	0- 0	NEUTRAL	0- 0	0- 0	0- 0				
6- 4	0- 2	0- 0	CONFERENCE	0- 1	2- 0	4- 1				
3- 1	0- 1	0- 0	HOME	0- 0	1- 0	2- 0				
3- 3	0- 1	0- 0	AWAY	0- 1	1- 0	2- 1				
0- 0	0- 0	0- 0	NEUTRAL	0- 0	0- 0	0- 0				

RPI 1-25					RPI 26-50					RPI 51-100					RPI 101+ Team's RPI: 101				
RPI	S	Opponent	Score		RPI	S	Opponent	Score		RPI	S	Opponent	Score		RPI	S	Opponent	Score	
6	H	UConn	61	81	36	A	California	79	80	68	A	FGCU	71	76	105	H	Boston College	57	64
14	A	UCF	56	58	42	H	Georgia Tech	95	89	86	A	Cincinnati	57	68	146	A	South Fla.	54	52
21	H	Texas A&M	52	68	48	H	New Mexico	84	89	88	H	UT Arlington	61	65	149	H	Tulsa	76	44
															154 A Louisiana Tech 88 100				
															170 A Temple 65 76				
															170 H Temple 78 65				
															192 A Southern Miss. 61 44				
															205 A SMU 72 61				
															205 H SMU 69 68				
															206 A George Mason 66 56				
															244 A ETSU 84 77				
															246 A Wichita St. 66 58				
															263 A Columbia 83 72				
															319 A Incarnate Word 79 60				
LAST 12 Division I GAMES:																			
146 A South Fla. 54 52					246 A Wichita St. 66 58														
170 A Temple 65 76					170 H Temple 78 65														
205 H SMU 69 68					205 A SMU 72 61														
14 A UCF 56 58					6 H UConn 61 81														
149 H Tulsa 76 44					192 A Southern Miss. 61 44														
86 A Cincinnati 57 68					206 A George Mason 66 56														

Non-Div I Games:

Houston

■ Loss,
 ■ Non-Conf, S Site,
 ■ Home
 ■ Away
 N Neutral

Houston Baptist

Through Games Of Feb. 11, 2019

Average RPI Win:	311	WON-LOST	WINNING	LAST 10	STRENGTH OF	OPP. STRENGTH	TEAM	ADJ.	CONF.	ADJ CONF.
Average RPI Loss:	181	RECORD	PCT. RANK	GAMES	SCHEDULE	OF SCHEDULE	RPI	RPI	RPI	RPI
DIV. I ONLY	3- 13	322	0- 0	282	267	332	332	25	25	
DIV. I NON-CONF.	1- 5	311	0- 0	278	155	333	333	23	23	
TOTALS	RPI 1-25	RPI 26-50	W-L RECORDS	RPI 51-100	RPI 101-150	RPI 150+				
3- 13	0- 0	0- 0	OVERALL	0- 2	0- 2	3- 9				
3- 4	0- 0	0- 0	HOME	0- 0	0- 0	3- 4				
0- 9	0- 0	0- 0	AWAY	0- 2	0- 2	0- 5				
0- 0	0- 0	0- 0	NEUTRAL	0- 0	0- 0	0- 0				
1- 5	0- 0	0- 0	NON-CONFERENCE	0- 0	0- 2	1- 3				
1- 1	0- 0	0- 0	HOME	0- 0	0- 0	1- 1				
0- 4	0- 0	0- 0	AWAY	0- 0	0- 2	0- 2				
0- 0	0- 0	0- 0	NEUTRAL	0- 0	0- 0	0- 0				
2- 8	0- 0	0- 0	CONFERENCE	0- 2	0- 0	2- 6				
2- 3	0- 0	0- 0	HOME	0- 0	0- 0	2- 3				
0- 5	0- 0	0- 0	AWAY	0- 2	0- 0	0- 3				
0- 0	0- 0	0- 0	NEUTRAL	0- 0	0- 0	0- 0				

RPI 1-25				RPI 26-50				RPI 51-100				RPI 101+ Team's RPI: 332					
RPI	S	Opponent	Score	RPI	S	Opponent	Score	RPI	S	Opponent	Score	RPI	S	Opponent	Score		
								53	A	SFA	53	65	102	A	Oklahoma St.	44	77
								59	A	Lamar University	50	63	137	A	Texas Tech	76	82
													167	H	Abilene Christian	62	72
													172	A	North Texas	75	100
													175	H	Oral Roberts	56	74
													179	A	Nicholls St.	54	77
													188	H	Sam Houston St.	63	74
													246	A	Wichita St.	50	68
													267	H	A&M-Corpus Christi	56	70
													275	A	Southeastern La.	65	73
													296	H	La.-Monroe	68	60
													318	H	New Orleans	83	74
													319	H	Incarnate Word	60	59
													330	A	McNeese	71	81
LAST 12 Division I GAMES:																	
				53	A	SFA	53	65	167	H	Abilene Christian	62	72				
				267	H	A&M-Corpus Christi	56	70	179	A	Nicholls St.	54	77				
				319	H	Incarnate Word	60	59	318	H	New Orleans	83	74				
				330	A	McNeese	71	81	59	A	Lamar University	50	63				
				275	A	Southeastern La.	65	73	296	H	La.-Monroe	68	60				
				188	H	Sam Houston St.	63	74	175	H	Oral Roberts	56	74				

Non-Div I Games: Howard Payne 93 60 Tex. A&M Int'l 81 48 McMurry 92 41 Southwest (NM) 100 57
Houston Baptist

Loss, Non-Conf, S Site, H Home A Away N Neutral

Average RPI Win: 293	WON-LOST	WINNING	LAST 10	STRENGTH OF	OPP. STRENGTH	TEAM	ADJ.	CONF.	ADJ CONF.
Average RPI Loss: 186	RECORD	PCT. RANK	GAMES	SCHEDULE	OF SCHEDULE	RPI	RPI	RPI	RPI
DIV. I ONLY	13- 10	138	0- 1	327	337	229	229	32	32
DIV. I NON-CONF.	7- 6	153	0- 0	298	283	203	203	32	32
<hr/>									
TOTALS	RPI 1-25	RPI 26-50	W-L RECORDS	RPI 51-100	RPI 101-150	RPI 150+			
13- 10	0- 1	0- 0	OVERALL	0- 1	0- 0	13- 8			
7- 3	0- 0	0- 0	HOME	0- 0	0- 0	7- 3			
6- 7	0- 1	0- 0	AWAY	0- 1	0- 0	6- 5			
0- 0	0- 0	0- 0	NEUTRAL	0- 0	0- 0	0- 0			
7- 6	0- 1	0- 0	NON-CONFERENCE	0- 1	0- 0	7- 4			
2- 2	0- 0	0- 0	HOME	0- 0	0- 0	2- 2			
5- 4	0- 1	0- 0	AWAY	0- 1	0- 0	5- 2			
0- 0	0- 0	0- 0	NEUTRAL	0- 0	0- 0	0- 0			
6- 4	0- 0	0- 0	CONFERENCE	0- 0	0- 0	6- 4			
5- 1	0- 0	0- 0	HOME	0- 0	0- 0	5- 1			
1- 3	0- 0	0- 0	AWAY	0- 0	0- 0	1- 3			
0- 0	0- 0	0- 0	NEUTRAL	0- 0	0- 0	0- 0			

RPI 1-25				RPI 26-50				RPI 51-100				RPI 101+ Team's RPI: 229			
RPI	S	Opponent	Score	RPI	S	Opponent	Score	RPI	S	Opponent	Score	RPI	S	Opponent	Score
24	A	North Carolina	63 85					86	A	Cincinnati	51 85	157	H	Mercer	70 85
												163	A	William & Mary	75 88
												178	A	UMES	72 80
												178	H	UMES	73 80
												206	H	George Mason	73 59
												238	A	Niagara	68 61
												239	A	Bethune-Cookman	63 76
												239	H	Bethune-Cookman	61 40
												242	A	Campbell	69 64
												255	A	Richmond	60 67
												269	H	Norfolk St.	74 70
												278	H	Siena	81 86
												284	A	La Salle	57 54
												295	H	Morgan St.	79 56
												305	A	South Carolina St.	63 72
												320	H	NJIT	77 57
												325	A	FIU	89 62
												344	A	Fairleigh Dickinson	79 58
												346	H	Delaware St.	78 62
												349	A	Florida A&M	81 59
												349	H	Florida A&M	74 68
LAST 12 Division I GAMES:															
239	A	Bethune-Cookman	63 76	295	H	Morgan St.	79 56	239	H	Bethune-Cookman	61 40				
349	A	Florida A&M	81 59	178	A	UMES	72 80	349	H	Florida A&M	74 68				
269	H	Norfolk St.	74 70	24	A	North Carolina	63 85	86	A	Cincinnati	51 85				
178	H	UMES	73 80												
346	H	Delaware St.	78 62												
305	A	South Carolina St.	63 72												

Non-Div I Games:

Howard

■ Loss,
 ■ Non-Conf, S Site,
 ■ Home
 ■ Away
 N Neutral

Average RPI Win: 220	WON-LOST	WINNING	LAST 10	STRENGTH OF	OPP. STRENGTH	TEAM	ADJ.	CONF.	ADJ CONF.
Average RPI Loss: 114	RECORD	PCT. RANK	GAMES	SCHEDULE	OF SCHEDULE	RPI	RPI	RPI	RPI
DIV. I ONLY	14- 9	114	1- 0	165	190	123	123	20	20
DIV. I NON-CONF.	5- 5	162	0- 0	66	106	88	88	17	17
TOTALS	RPI 1-25	RPI 26-50	W-L RECORDS	RPI 51-100	RPI 101-150	RPI 150+			
14- 9	0- 1	0- 1	OVERALL	1- 3	3- 1	10- 3			
7- 3	0- 0	0- 1	HOME	0- 2	2- 0	5- 0			
6- 6	0- 1	0- 0	AWAY	1- 1	0- 1	5- 3			
1- 0	0- 0	0- 0	NEUTRAL	0- 0	1- 0	0- 0			
5- 5	0- 1	0- 1	NON-CONFERENCE	0- 1	2- 0	3- 2			
1- 2	0- 0	0- 1	HOME	0- 1	1- 0	0- 0			
3- 3	0- 1	0- 0	AWAY	0- 0	0- 0	3- 2			
1- 0	0- 0	0- 0	NEUTRAL	0- 0	1- 0	0- 0			
9- 4	0- 0	0- 0	CONFERENCE	1- 2	1- 1	7- 1			
6- 1	0- 0	0- 0	HOME	0- 1	1- 0	5- 0			
3- 3	0- 0	0- 0	AWAY	1- 1	0- 1	2- 1			
0- 0	0- 0	0- 0	NEUTRAL	0- 0	0- 0	0- 0			

RPI 1-25				RPI 26-50				RPI 51-100				RPI 101+ Team's RPI: 123			
RPI	S	Opponent	Score	RPI	S	Opponent	Score	RPI	S	Opponent	Score	RPI	S	Opponent	Score
11	A	Iowa	58 72	32	H	Ohio	66 73	67	A	Green Bay	67 63	111	N	VCU	63 61
								76	A	Wright St.	59 66	126	A	Youngstown St.	52 70
								76	H	Wright St.	75 78	126	H	Youngstown St.	64 44
								83	H	UNI	40 53	134	H	UT Martin	73 72
												160	A	Southern Ill.	73 78
												173	A	Indiana St.	64 59
												185	A	Wisconsin	64 65
												193	A	Milwaukee	67 66
												196	A	Ole Miss	66 58
												270	A	Cleveland St.	75 50
												270	H	Cleveland St.	64 36
												279	A	Northern Ky.	57 60
												279	H	Northern Ky.	70 48
												297	A	UTSA	58 50
												302	H	Oakland	82 53
												329	H	UIC	71 43
												338	H	Detroit Mercy	82 47
LAST 12 Division I GAMES:															
270	H	Cleveland St.	64 36	329	H	UIC	71 43								
126	H	Youngstown St.	64 44	302	H	Oakland	82 53								
76	A	Wright St.	59 66	338	H	Detroit Mercy	82 47								
279	A	Northern Ky.	57 60	126	A	Youngstown St.	52 70								
67	A	Green Bay	67 63	270	A	Cleveland St.	75 50								
193	A	Milwaukee	67 66	279	H	Northern Ky.	70 48								

Non-Div I Games: Purdue Northwest 101 40

IUPUI

■ Loss,
 ■ Non-Conf, S Site,
 ■ Home
 ■ Away
 N Neutral

Idaho

Through Games Of Feb. 11, 2019

Average RPI Win: 190	WON-LOST	WINNING	LAST 10	STRENGTH OF	OPP. STRENGTH	TEAM	ADJ.	CONF.	ADJ CONF.
Average RPI Loss: 112	RECORD	PCT. RANK	GAMES	SCHEDULE	OF SCHEDULE	RPI	RPI	RPI	RPI
DIV. I ONLY	13- 8	111	1- 0	131	111	89	89	16	16
DIV. I NON-CONF.	3- 6	241	0- 0	55	48	146	146	12	12
TOTALS	RPI 1-25	RPI 26-50	W-L RECORDS	RPI 51-100	RPI 101-150	RPI 150+			
13- 8	0- 2	0- 1	OVERALL	0- 2	5- 0	8- 3			
7- 1	0- 0	0- 0	HOME	0- 1	2- 0	5- 0			
6- 6	0- 2	0- 1	AWAY	0- 0	3- 0	3- 3			
0- 1	0- 0	0- 0	NEUTRAL	0- 1	0- 0	0- 0			
3- 6	0- 2	0- 1	NON-CONFERENCE	0- 1	1- 0	2- 2			
2- 0	0- 0	0- 0	HOME	0- 0	0- 0	2- 0			
1- 5	0- 2	0- 1	AWAY	0- 0	1- 0	0- 2			
0- 1	0- 0	0- 0	NEUTRAL	0- 1	0- 0	0- 0			
10- 2	0- 0	0- 0	CONFERENCE	0- 1	4- 0	6- 1			
5- 1	0- 0	0- 0	HOME	0- 1	2- 0	3- 0			
5- 1	0- 0	0- 0	AWAY	0- 0	2- 0	3- 1			
0- 0	0- 0	0- 0	NEUTRAL	0- 0	0- 0	0- 0			

RPI 1-25				RPI 26-50				RPI 51-100 Team's RPI: 89				RPI 101+			
RPI	S	Opponent	Score	RPI	S	Opponent	Score	RPI	S	Opponent	Score	RPI	S	Opponent	Score
5	A	Stanford	71 115	47	A	Wyoming	61 64	65	N	Boise St.	85 91	103	A	Idaho St.	86 72
13	A	Gonzaga	51 88					100	H	Northern Colo.	72 86	137	A	Texas Tech	88 77
												138	A	Montana St.	82 66
												138	H	Montana St.	90 65
												139	H	Portland St.	80 78
												158	H	CSUN	88 73
												163	A	Montana	79 82
												163	H	Montana	76 68
												198	H	Eastern Wash.	84 68
												233	H	Sacramento St.	104 66
												235	A	Northern Ariz.	86 69
												241	H	San Francisco	70 63
												243	A	Hawaii	61 69
												258	A	Long Beach St.	63 70
												272	A	Southern Utah	82 70
												315	A	Weber St.	79 74
LAST 12 Division I GAMES:															
138	H	Montana St.	90 65	163	A	Montana	79 82								
163	H	Montana	76 68	138	A	Montana St.	82 66								
272	A	Southern Utah	82 70	100	H	Northern Colo.	72 86								
235	A	Northern Ariz.	86 69	198	H	Eastern Wash.	84 68								
139	H	Portland St.	80 78	315	A	Weber St.	79 74								
233	H	Sacramento St.	104 66	103	A	Idaho St.	86 72								

Non-Div I Games:

Idaho

■ Loss,
 ■ Non-Conf,
 ■ S Site,
 ■ Home
 ■ A Away
 N Neutral

Average RPI Win:	226	WON-LOST	WINNING	LAST 10	STRENGTH OF	OPP. STRENGTH	TEAM	ADJ.	CONF.	ADJ CONF.
Average RPI Loss:	87	RECORD	PCT. RANK	GAMES	SCHEDULE	OF SCHEDULE	RPI	RPI	RPI	RPI
DIV. I ONLY	14- 7	81	1- 0	157	186	103	103	16	16	
DIV. I NON-CONF.	4- 4	162	0- 0	33	228	70	70	12	12	
TOTALS	RPI 1-25	RPI 26-50	W-L RECORDS	RPI 51-100	RPI 101-150	RPI 150+				
14- 7	0- 1	0- 1	OVERALL	0- 4	3- 0	11- 1				
7- 2	0- 0	0- 0	HOME	0- 1	2- 0	5- 1				
6- 4	0- 1	0- 0	AWAY	0- 3	1- 0	5- 0				
1- 1	0- 0	0- 1	NEUTRAL	0- 0	0- 0	1- 0				
4- 4	0- 1	0- 1	NON-CONFERENCE	0- 2	1- 0	3- 0				
2- 0	0- 0	0- 0	HOME	0- 0	1- 0	1- 0				
1- 3	0- 1	0- 0	AWAY	0- 2	0- 0	1- 0				
1- 1	0- 0	0- 1	NEUTRAL	0- 0	0- 0	1- 0				
10- 3	0- 0	0- 0	CONFERENCE	0- 2	2- 0	8- 1				
5- 2	0- 0	0- 0	HOME	0- 1	1- 0	4- 1				
5- 1	0- 0	0- 0	AWAY	0- 1	1- 0	4- 0				
0- 0	0- 0	0- 0	NEUTRAL	0- 0	0- 0	0- 0				

RPI 1-25				RPI 26-50				RPI 51-100				RPI 101+ Team's RPI: 103			
RPI	S	Opponent	Score	RPI	S	Opponent	Score	RPI	S	Opponent	Score	RPI	S	Opponent	Score
13	A	Gonzaga	51 70	42	N	Georgia Tech	51 74	51	A	Utah	60 74	124	H	Pepperdine	65 63
								80	A	Arizona	46 71	138	H	Montana St.	61 43
								89	H	Idaho	72 86	139	A	Portland St.	58 57
								100	A	Northern Colo.	56 60	163	H	Montana	50 34
												198	H	Eastern Wash.	63 48
												233	A	Sacramento St.	56 42
												233	H	Sacramento St.	73 43
												235	A	Northern Ariz.	80 69
												235	H	Northern Ariz.	77 81
												262	A	California Baptist	72 57
												272	A	Southern Utah	69 57
												272	H	Southern Utah	80 47
												282	H	Utah Valley	80 68
												298	N	Kennesaw St.	60 49
												315	A	Weber St.	70 57
LAST 12 Division I GAMES:															
272	H	Southern Utah	80 47	100	A	Northern Colo.	56 60	233	H	Sacramento St.	73 43				
235	H	Northern Ariz.	77 81	315	A	Weber St.	70 57	235	A	Northern Ariz.	80 69				
139	A	Portland St.	58 57	272	A	Southern Utah	69 57	198	H	Eastern Wash.	63 48				
233	A	Sacramento St.	56 42												
138	H	Montana St.	61 43												
163	H	Montana	50 34												

Non-Div I Games: Benedictine Mesa 88 51

Idaho St.

■ Loss,
 ■ Non-Conf, S Site,
 ■ Home
 ■ Away
 N Neutral

Average RPI Win:	236	WON-LOST	WINNING	LAST 10	STRENGTH OF	OPP. STRENGTH	TEAM	ADJ.	CONF.	ADJ CONF.
Average RPI Loss:	72	RECORD	PCT. RANK	GAMES	SCHEDULE	OF SCHEDULE	RPI	RPI	RPI	RPI
DIV. I ONLY	10- 14	225	1- 0	108	80	187	187	4	4	
DIV. I NON-CONF.	8- 3	72	0- 0	289	256	179	179	6	6	
TOTALS	RPI 1-25	RPI 26-50	W-L RECORDS	RPI 51-100	RPI 101-150	RPI 150+				
10- 14	0- 4	0- 2	OVERALL	0- 5	1- 2	9- 1				
8- 7	0- 3	0- 2	HOME	0- 2	0- 0	8- 0				
2- 6	0- 1	0- 0	AWAY	0- 3	1- 2	1- 0				
0- 1	0- 0	0- 0	NEUTRAL	0- 0	0- 0	0- 1				
8- 3	0- 0	0- 1	NON-CONFERENCE	0- 1	0- 0	8- 1				
7- 1	0- 0	0- 1	HOME	0- 0	0- 0	7- 0				
1- 1	0- 0	0- 0	AWAY	0- 1	0- 0	1- 0				
0- 1	0- 0	0- 0	NEUTRAL	0- 0	0- 0	0- 1				
2- 11	0- 4	0- 1	CONFERENCE	0- 4	1- 2	1- 0				
1- 6	0- 3	0- 1	HOME	0- 2	0- 0	1- 0				
1- 5	0- 1	0- 0	AWAY	0- 2	1- 2	0- 0				
0- 0	0- 0	0- 0	NEUTRAL	0- 0	0- 0	0- 0				

RPI 1-25				RPI 26-50				RPI 51-100				RPI 101+ Team's RPI: 187			
RPI	S	Opponent	Score	RPI	S	Opponent	Score	RPI	S	Opponent	Score	RPI	S	Opponent	Score
11	H	Iowa	75 94	33	H	Missouri	45 67	52	A	Purdue	50 72	108	A	Ohio St.	70 78
17	H	Maryland	66 80	40	H	Indiana	83 85	58	A	Clemson	67 69	112	A	Minnesota	66 62
19	H	Rutgers	60 71					90	A	Northwestern	45 68	133	A	Penn St.	48 62
20	A	Michigan St.	60 77					90	H	Northwestern	56 64	173	H	Indiana St.	75 57
								97	H	Nebraska	67 77	184	H	Eastern Mich.	72 66
												185	H	Wisconsin	78 68
												233	N	Sacramento St.	107 109
												256	H	SIUE	74 57
												263	H	Columbia	76 69
												281	H	Murray St.	84 52
												292	H	Valparaiso	73 54
												303	H	Alabama A&M	88 60
												313	A	Cal Poly	74 51
LAST 12 Division I GAMES:															
185	H	Wisconsin	78 68	11	H	Iowa	75 94	97	H	Nebraska	67 77				
52	A	Purdue	50 72	133	A	Penn St.	48 62	19	H	Rutgers	60 71				
17	H	Maryland	66 80	112	A	Minnesota	66 62	90	A	Northwestern	45 68				
108	A	Ohio St.	70 78												
90	H	Northwestern	56 64												
20	A	Michigan St.	60 77												

Non-Div I Games:

Illinois

■ Loss,
■ Non-Conf,
■ S Site,
■ H Home
■ A Away
N Neutral

Average RPI Win:	242	WON-LOST	WINNING	LAST 10	STRENGTH OF	OPP. STRENGTH	TEAM	ADJ.	CONF.	ADJ CONF.
Average RPI Loss:	158	RECORD	PCT. RANK	GAMES	SCHEDULE	OF SCHEDULE	RPI	RPI	RPI	RPI
DIV. I ONLY	12- 9	134	1- 0	279	226	190	190	13	13	
DIV. I NON-CONF.	6- 4	125	0- 0	300	319	184	184	15	15	
TOTALS	RPI 1-25	RPI 26-50	W-L RECORDS	RPI 51-100	RPI 101-150	RPI 150+				
12- 9	0- 1	0- 1	OVERALL	1- 1	0- 0	11- 6				
8- 3	0- 1	0- 0	HOME	1- 1	0- 0	7- 1				
4- 6	0- 0	0- 1	AWAY	0- 0	0- 0	4- 5				
0- 0	0- 0	0- 0	NEUTRAL	0- 0	0- 0	0- 0				
6- 4	0- 0	0- 1	NON-CONFERENCE	0- 0	0- 0	6- 3				
4- 0	0- 0	0- 0	HOME	0- 0	0- 0	4- 0				
2- 4	0- 0	0- 1	AWAY	0- 0	0- 0	2- 3				
0- 0	0- 0	0- 0	NEUTRAL	0- 0	0- 0	0- 0				
6- 5	0- 1	0- 0	CONFERENCE	1- 1	0- 0	5- 3				
4- 3	0- 1	0- 0	HOME	1- 1	0- 0	3- 1				
2- 2	0- 0	0- 0	AWAY	0- 0	0- 0	2- 2				
0- 0	0- 0	0- 0	NEUTRAL	0- 0	0- 0	0- 0				

RPI 1-25				RPI 26-50				RPI 51-100				RPI 101+ Team's RPI: 190			
RPI	S	Opponent	Score	RPI	S	Opponent	Score	RPI	S	Opponent	Score	RPI	S	Opponent	Score
22	H	Drake	64 82	44	A	Butler	56 58	63	H	Missouri St.	47 59	156	H	Bradley	68 79
								83	H	UNI	66 64	160	H	Southern Ill.	60 52
												173	A	Indiana St.	44 59
												173	H	Indiana St.	78 70
												184	A	Eastern Mich.	41 50
												195	H	Saint Louis	72 67
												225	H	North Dakota	67 55
												237	A	UMKC	62 55
												250	A	Loyola Chicago	59 62
												256	A	SIUE	61 68
												270	A	Cleveland St.	63 67
												279	A	Northern Ky.	58 53
												287	H	Austin Peay	61 49
												292	A	Valparaiso	70 67
												302	H	Oakland	62 56
												336	A	Evansville	72 61
												336	H	Evansville	82 59
LAST 12 Division I GAMES:															
173	H	Indiana St.	78 70	160	H	Southern Ill.	60 52								
336	H	Evansville	82 59	336	A	Evansville	72 61								
292	A	Valparaiso	70 67	173	A	Indiana St.	44 59								
250	A	Loyola Chicago	59 62	22	H	Drake	64 82								
156	H	Bradley	68 79	83	H	UNI	66 64								
63	H	Missouri St.	47 59	237	A	UMKC	62 55								

Non-Div I Games: Maryville (MO) 61 52

Illinois St.

Average RPI Win:	324	WON-LOST	WINNING	LAST 10	STRENGTH OF	OPP. STRENGTH	TEAM	ADJ.	CONF.	ADJ CONF.
Average RPI Loss:	169	RECORD	PCT. RANK	GAMES	SCHEDULE	OF SCHEDULE	RPI	RPI	RPI	RPI
DIV. I ONLY	2- 19	339	0- 1	176	268	319	319	25	25	
DIV. I NON-CONF.	0- 11	336	0- 0	53	198	298	298	23	23	
TOTALS	RPI 1-25	RPI 26-50	W-L RECORDS	RPI 51-100	RPI 101-150	RPI 150+				
2- 19	0- 1	0- 2	OVERALL	0- 4	0- 2	2- 10				
1- 7	0- 0	0- 1	HOME	0- 3	0- 1	1- 2				
1- 12	0- 1	0- 1	AWAY	0- 1	0- 1	1- 8				
0- 0	0- 0	0- 0	NEUTRAL	0- 0	0- 0	0- 0				
0- 11	0- 1	0- 2	NON-CONFERENCE	0- 2	0- 2	0- 4				
0- 4	0- 0	0- 1	HOME	0- 1	0- 1	0- 1				
0- 7	0- 1	0- 1	AWAY	0- 1	0- 1	0- 3				
0- 0	0- 0	0- 0	NEUTRAL	0- 0	0- 0	0- 0				
2- 8	0- 0	0- 0	CONFERENCE	0- 2	0- 0	2- 6				
1- 3	0- 0	0- 0	HOME	0- 2	0- 0	1- 1				
1- 5	0- 0	0- 0	AWAY	0- 0	0- 0	1- 5				
0- 0	0- 0	0- 0	NEUTRAL	0- 0	0- 0	0- 0				

RPI S	Opponent	Score	RPI S	Opponent	Score	RPI S	Opponent	Score	RPI S	Opponent	Score	Team's RPI: 319
18	A Arizona St.	43 81	31	H Rice	63 74	53	H SFA	56 66	101	H Houston	60 79	
			39	A South Dakota	43 96	59	H Lamar University	51 77	112	A Minnesota	39 75	
						80	A Arizona	42 84	179	A Nicholls St.	62 86	
						88	H UT Arlington	49 97	188	H Sam Houston St.	56 76	
									197	A Massachusetts	59 71	
									202	A San Diego St.	38 81	
									267	A A&M-Corpus Christi	49 57	
									289	A Central Ark.	43 74	
									315	H Weber St.	64 72	
									318	A New Orleans	55 58	
									318	H New Orleans	81 69	
									330	A McNeese	68 66	
									332	A Houston Baptist	59 60	
									339	A Grand Canyon	63 74	
LAST 12 Division I GAMES:												
267	A A&M-Corpus Christi	49 57	289	A Central Ark.	43 74							
318	A New Orleans	55 58	188	H Sam Houston St.	56 76							
332	A Houston Baptist	59 60	179	A Nicholls St.	62 86							
318	H New Orleans	81 69	330	A McNeese	68 66							
59	H Lamar University	51 77	31	H Rice	63 74							
53	H SFA	56 66	197	A Massachusetts	59 71							

Non-Div I Games:

Incarnate Word

■ Loss,
■ Non-Conf, S Site,
■ Home
■ Away
N Neutral

Indiana

Through Games Of Feb. 11, 2019

Average RPI Win:	127	WON-LOST	WINNING	LAST 10	STRENGTH OF	OPP. STRENGTH	TEAM	ADJ.	CONF.	ADJ CONF.
Average RPI Loss:	79	RECORD	PCT. RANK	GAMES	SCHEDULE	OF SCHEDULE	RPI	RPI	RPI	RPI
DIV. I ONLY	17- 8	78	0- 1	49	48	40	40	4	4	
DIV. I NON-CONF.	11- 1	13	0- 0	106	66	20	20	6	6	
TOTALS	RPI 1-25	RPI 26-50	W-L RECORDS	RPI 51-100	RPI 101-150	RPI 150+				
17- 8	1- 3	3- 0	OVERALL	5- 2	2- 2	6- 1				
9- 3	1- 1	1- 0	HOME	3- 1	1- 1	3- 0				
6- 4	0- 2	1- 0	AWAY	1- 1	1- 1	3- 0				
2- 1	0- 0	1- 0	NEUTRAL	1- 0	0- 0	0- 1				
11- 1	0- 0	3- 0	NON-CONFERENCE	3- 0	1- 0	4- 1				
6- 0	0- 0	1- 0	HOME	2- 0	0- 0	3- 0				
3- 0	0- 0	1- 0	AWAY	0- 0	1- 0	1- 0				
2- 1	0- 0	1- 0	NEUTRAL	1- 0	0- 0	0- 1				
6- 7	1- 3	0- 0	CONFERENCE	2- 2	1- 2	2- 0				
3- 3	1- 1	0- 0	HOME	1- 1	1- 1	0- 0				
3- 4	0- 2	0- 0	AWAY	1- 1	0- 1	2- 0				
0- 0	0- 0	0- 0	NEUTRAL	0- 0	0- 0	0- 0				

RPI 1-25				RPI 26-50				Team's RPI: 40	RPI 51-100				RPI 101+			
RPI	S	Opponent	Score	RPI	S	Opponent	Score		RPI	S	Opponent	Score	RPI	S	Opponent	Score
17	H	Maryland	56 76	37	A	UCLA	67 65		52	A	Purdue	53 56	108	A	Ohio St.	50 55
19	A	Rutgers	64 69	39	N	South Dakota	68 60		57	H	Michigan	70 60	112	H	Minnesota	61 65
20	A	Michigan St.	61 77	44	H	Butler	66 46		63	H	Missouri St.	98 74	119	A	Wake Forest	87 73
20	H	Michigan St.	68 64						90	H	Northwestern	69 75	133	H	Penn St.	83 75
									97	A	Nebraska	82 78	185	A	Wisconsin	75 68
									98	H	Northern Ill.	91 73	187	A	Illinois	85 83
									99	N	Loyola Marymount	67 43	193	H	Milwaukee	68 66
													210	H	Florida	83 64
													212	N	Grambling	62 65
													274	H	North Florida	75 52
													302	A	Oakland	59 32
LAST 12 Division I GAMES:																
20	A	Michigan St.	61 77	52	A	Purdue	53 56									
112	H	Minnesota	61 65	90	H	Northwestern	69 75									
97	A	Nebraska	82 78	185	A	Wisconsin	75 68									
19	A	Rutgers	64 69	108	A	Ohio St.	50 55									
17	H	Maryland	56 76	20	H	Michigan St.	68 64									
57	H	Michigan	70 60	133	H	Penn St.	83 75									

Non-Div I Games:

Indiana

■ Loss,
 ■ Non-Conf, S Site,
 ■ Home
 ■ Away
 N Neutral

Average RPI Win:	254	WON-LOST	WINNING	LAST 10	STRENGTH OF	OPP. STRENGTH	TEAM	ADJ.	CONF.	ADJ CONF.
Average RPI Loss:	143	RECORD	PCT. RANK	GAMES	SCHEDULE	OF SCHEDULE	RPI	RPI	RPI	RPI
DIV. I ONLY	9- 12	215	0- 1	146	271	173	173	13	13	
DIV. I NON-CONF.	5- 5	162	0- 0	225	327	176	176	15	15	
TOTALS	RPI 1-25	RPI 26-50	W-L RECORDS	RPI 51-100	RPI 101-150	RPI 150+				
9- 12	0- 1	0- 1	OVERALL	0- 2	0- 1	9- 7				
2- 4	0- 1	0- 0	HOME	0- 1	0- 1	2- 1				
7- 7	0- 0	0- 1	AWAY	0- 1	0- 0	7- 5				
0- 1	0- 0	0- 0	NEUTRAL	0- 0	0- 0	0- 1				
5- 5	0- 0	0- 1	NON-CONFERENCE	0- 0	0- 1	5- 3				
1- 1	0- 0	0- 0	HOME	0- 0	0- 1	1- 0				
4- 3	0- 0	0- 1	AWAY	0- 0	0- 0	4- 2				
0- 1	0- 0	0- 0	NEUTRAL	0- 0	0- 0	0- 1				
4- 7	0- 1	0- 0	CONFERENCE	0- 2	0- 0	4- 4				
1- 3	0- 1	0- 0	HOME	0- 1	0- 0	1- 1				
3- 4	0- 0	0- 0	AWAY	0- 1	0- 0	3- 3				
0- 0	0- 0	0- 0	NEUTRAL	0- 0	0- 0	0- 0				

RPI 1-25	RPI 26-50	RPI 51-100	RPI 101+ Team's RPI: 173
RPI S Opponent Score	RPI S Opponent Score	RPI S Opponent Score	RPI S Opponent Score
22 H Drake 68 70	44 A Butler 49 72	63 A Missouri St. 58 71	123 H IUPUI 59 64
		83 H UNI 51 71	156 A Bradley 80 81
			156 H Bradley 45 61
			160 A Southern Ill. 61 58
			168 N UC Irvine 61 77
			187 A Illinois 57 75
			190 A Illinois St. 70 78
			190 H Illinois St. 59 44
			195 A Saint Louis 60 56
			222 A Southeast Mo. St. 62 51
			226 A Marshall 62 53
			250 A Loyola Chicago 54 56
			271 A Eastern Ill. 39 63
			292 A Valparaiso 86 82
			329 H UIC 60 53
			336 A Evansville 76 69
			339 A Grand Canyon 88 81
LAST 12 Division I GAMES:			
190 A Illinois St. 70 78	292 A Valparaiso 86 82		
156 A Bradley 80 81	156 H Bradley 45 61		
336 A Evansville 76 69	190 H Illinois St. 59 44		
83 H UNI 51 71	160 A Southern Ill. 61 58		
22 H Drake 68 70	63 A Missouri St. 58 71		
250 A Loyola Chicago 54 56	271 A Eastern Ill. 39 63		

Non-Div I Games: Davenport 79 43

Indiana St.

Loss, Non-Conf, S Site, H Home A Away N Neutral

Average RPI Win:	207	WON-LOST	WINNING	LAST 10	STRENGTH OF	OPP. STRENGTH	TEAM	ADJ.	CONF.	ADJ CONF.
Average RPI Loss:	181	RECORD	PCT. RANK	GAMES	SCHEDULE	OF SCHEDULE	RPI	RPI	RPI	RPI
DIV. I ONLY	1- 22	350	0- 1	170	229	331	331	26	26	
DIV. I NON-CONF.	1- 10	330	0- 0	60	114	278	278	28	28	
TOTALS	RPI 1-25	RPI 26-50	W-L RECORDS	RPI 51-100	RPI 101-150	RPI 150+				
1- 22	0- 0	0- 2	OVERALL	0- 3	0- 4	1- 13				
1- 12	0- 0	0- 1	HOME	0- 2	0- 2	1- 7				
0- 10	0- 0	0- 1	AWAY	0- 1	0- 2	0- 6				
0- 0	0- 0	0- 0	NEUTRAL	0- 0	0- 0	0- 0				
1- 10	0- 0	0- 2	NON-CONFERENCE	0- 2	0- 3	1- 3				
1- 5	0- 0	0- 1	HOME	0- 1	0- 2	1- 1				
0- 5	0- 0	0- 1	AWAY	0- 1	0- 1	0- 2				
0- 0	0- 0	0- 0	NEUTRAL	0- 0	0- 0	0- 0				
0- 12	0- 0	0- 0	CONFERENCE	0- 1	0- 1	0- 10				
0- 7	0- 0	0- 0	HOME	0- 1	0- 0	0- 6				
0- 5	0- 0	0- 0	AWAY	0- 0	0- 1	0- 4				
0- 0	0- 0	0- 0	NEUTRAL	0- 0	0- 0	0- 0				

RPI S	Opponent	Score	RPI S	Opponent	Score	RPI S	Opponent	Score	RPI S	Opponent	Score	Team's RPI: 331
27	H Central Mich.	39 82	66	H Quinnipiac	39 76	109	H St. John's (NY)	35 61				
46	A Bucknell	43 81	72	H Penn	43 66	118	A Kansas	44 75				
			87	A Toledo	38 84	129	H Fordham	40 57				
						147	A Marist	36 76				
						159	H Stony Brook	51 53				
						170	A Temple	39 59				
						176	H Rider	58 66				
						207	H George Washington	52 43				
						213	H Monmouth	38 55				
						238	A Niagara	53 72				
						238	H Niagara	46 58				
						254	A Hofstra	49 74				
						278	A Siena	47 59				
						278	H Siena	45 66				
						280	A Canisius	47 67				
						280	H Canisius	40 48				
						304	A Manhattan	33 55				
						306	H Fairfield	42 55				
LAST 12 Division I GAMES:												
278	H Siena	45 66	304	A Manhattan	33 55							
238	A Niagara	53 72	176	H Rider	58 66							
280	A Canisius	47 67	238	H Niagara	46 58							
66	H Quinnipiac	39 76	280	H Canisius	40 48							
306	H Fairfield	42 55	278	A Siena	47 59							
147	A Marist	36 76	213	H Monmouth	38 55							

Non-Div I Games:

Iona

■ Loss,
■ Non-Conf,
■ S Site,
■ H Home
■ A Away
N Neutral

Average RPI Win:	113	WON-LOST	WINNING	LAST 10	STRENGTH OF	OPP. STRENGTH	TEAM	ADJ.	CONF.	ADJ CONF.
Average RPI Loss:	29	RECORD	PCT. RANK	GAMES	SCHEDULE	OF SCHEDULE	RPI	RPI	RPI	RPI
DIV. I ONLY	19- 5	30	0- 1	10	26	11	11	4	4	
DIV. I NON-CONF.	9- 2	43	0- 1	14	38	10	10	6	6	
TOTALS	RPI 1-25	RPI 26-50	W-L RECORDS	RPI 51-100	RPI 101-150	RPI 150+				
19- 5	4- 3	0- 0	OVERALL	5- 2	5- 0	5- 0				
12- 0	3- 0	0- 0	HOME	4- 0	1- 0	4- 0				
6- 4	1- 2	0- 0	AWAY	0- 2	4- 0	1- 0				
1- 1	0- 1	0- 0	NEUTRAL	1- 0	0- 0	0- 0				
9- 2	2- 2	0- 0	NON-CONFERENCE	2- 0	2- 0	3- 0				
6- 0	1- 0	0- 0	HOME	1- 0	1- 0	3- 0				
2- 1	1- 1	0- 0	AWAY	0- 0	1- 0	0- 0				
1- 1	0- 1	0- 0	NEUTRAL	1- 0	0- 0	0- 0				
10- 3	2- 1	0- 0	CONFERENCE	3- 2	3- 0	2- 0				
6- 0	2- 0	0- 0	HOME	3- 0	0- 0	1- 0				
4- 3	0- 1	0- 0	AWAY	0- 2	3- 0	1- 0				
0- 0	0- 0	0- 0	NEUTRAL	0- 0	0- 0	0- 0				

RPI	S	Opponent	Score
1	A	Notre Dame	71 105
10	H	Iowa St.	73 70
16	N	Florida St.	67 71
19	H	Rutgers	72 66
20	A	Michigan St.	70 84
20	H	Michigan St.	86 71
22	A	Drake	91 82

RPI	S	Opponent	Score
52	A	Purdue	57 62
52	H	Purdue	72 58
57	A	Michigan	81 90
57	H	Michigan	75 61
70	N	West Virginia	84 81
83	H	UNI	83 57
97	H	Nebraska	77 71

RPI	S	Opponent	Score
108	A	Ohio St.	78 52
112	A	Minnesota	81 63
123	H	IUPUI	72 58
128	A	Western Ky.	104 67
133	A	Penn St.	81 61
175	H	Oral Roberts	90 77
185	H	Wisconsin	71 53
187	A	Illinois	94 75
217	H	Robert Morris	92 63
342	H	N.C. Central	106 39

RPI	S	Opponent	Score
52	A	Purdue	57 62
52	H	Purdue	72 58
57	A	Michigan	81 90
57	H	Michigan	75 61
70	N	West Virginia	84 81
83	H	UNI	83 57
97	H	Nebraska	77 71

LAST 12 Division I GAMES:

16	N	Florida St.	67	71	19	H	Rutgers	72	66
108	A	Ohio St.	78	52	187	A	Illinois	94	75
20	H	Michigan St.	86	71	57	H	Michigan	75	61
133	A	Penn St.	81	61	112	A	Minnesota	81	63
57	A	Michigan	81	90	52	A	Purdue	57	62
52	H	Purdue	72	58	185	H	Wisconsin	71	53

Non-Div I Games:

Iowa

Average RPI Win: 106		WON-LOST	WINNING	LAST 10	STRENGTH OF		OPP. STRENGTH	TEAM	ADJ.	CONF.	ADJ CONF.
Average RPI Loss: 30		RECORD	PCT. RANK	GAMES	SCHEDULE		OF SCHEDULE	RPI	RPI	RPI	RPI
DIV. I ONLY		18- 5	32	3- 0	2		52	10	10	3	3
DIV. I NON-CONF.		10- 2	37	3- 0	10		100	9	9	3	3
<hr/>											
TOTALS	RPI 1-25	RPI 26-50		W-L RECORDS		RPI 51-100		RPI 101-150		RPI 150+	
18- 5	2- 2	3- 2		OVERALL		5- 1		3- 0		5- 0	
14- 1	2- 0	3- 1		HOME		4- 0		1- 0		4- 0	
3- 4	0- 2	0- 1		AWAY		1- 1		2- 0		0- 0	
1- 0	0- 0	0- 0		NEUTRAL		0- 0		0- 0		1- 0	
<hr/>											
10- 2	2- 1	2- 1		NON-CONFERENCE		2- 0		0- 0		4- 0	
9- 0	2- 0	2- 0		HOME		2- 0		0- 0		3- 0	
0- 2	0- 1	0- 1		AWAY		0- 0		0- 0		0- 0	
1- 0	0- 0	0- 0		NEUTRAL		0- 0		0- 0		1- 0	
<hr/>											
8- 3	0- 1	1- 1		CONFERENCE		3- 1		3- 0		1- 0	
5- 1	0- 0	1- 1		HOME		2- 0		1- 0		1- 0	
3- 2	0- 1	0- 0		AWAY		1- 1		2- 0		0- 0	
0- 0	0- 0	0- 0		NEUTRAL		0- 0		0- 0		0- 0	

RPI	S	Opponent	Score	RPI	S	Opponent	Score	RPI	S	Opponent	Score	RPI	S	Opponent	Score
2	A	Baylor	69 84	29	H	Texas	62 64	54	A	Kansas St.	81 52	102	A	Oklahoma St.	84 71
11	A	Iowa	70 73	39	A	South Dakota	59 64	54	H	Kansas St.	96 58	118	A	Kansas	82 73
22	H	Drake	86 81	43	H	TCU	92 54	70	A	West Virginia	64 73	137	H	Texas Tech	105 66
23	H	Miami (FL)	75 52	46	H	Bucknell	86 61	70	H	West Virginia	77 61	162	H	Oklahoma	104 78
				50	H	Auburn	67 64	82	H	Arkansas	91 82	184	N	Eastern Mich.	85 59
								98	H	Northern Ill.	70 60	199	H	Prairie View	94 46
												225	H	North Dakota	87 35
												238	H	Niagara	95 35
LAST 12 Division I GAMES:															
98	H	Northern Ill.	70 60	102	A	Oklahoma St.	84 71								
50	H	Auburn	67 64	2	A	Baylor	69 84								
23	H	Miami (FL)	75 52	162	H	Oklahoma	104 78								
70	H	West Virginia	77 61	70	A	West Virginia	64 73								
54	A	Kansas St.	81 52	29	H	Texas	62 64								
137	H	Texas Tech	105 66	43	H	TCU	92 54								

Non-Div I Games:

Iowa St.

Average RPI Win:	296	WON-LOST	WINNING	LAST 10	STRENGTH OF	OPP. STRENGTH	TEAM	ADJ.	CONF.	ADJ CONF.
Average RPI Loss:	184	RECORD	PCT. RANK	GAMES	SCHEDULE	OF SCHEDULE	RPI	RPI	RPI	RPI
DIV. I ONLY	8- 12	234	1- 0	340	305	285	285	29	29	
DIV. I NON-CONF.	2- 7	288	0- 0	200	212	285	285	27	27	
TOTALS	RPI 1-25	RPI 26-50	W-L RECORDS	RPI 51-100	RPI 101-150	RPI 150+				
8- 12	0- 1	0- 0	OVERALL	0- 2	0- 1	8- 8				
4- 2	0- 0	0- 0	HOME	0- 0	0- 0	4- 2				
3- 9	0- 1	0- 0	AWAY	0- 2	0- 0	3- 6				
1- 1	0- 0	0- 0	NEUTRAL	0- 0	0- 1	1- 0				
2- 7	0- 1	0- 0	NON-CONFERENCE	0- 2	0- 1	2- 3				
1- 1	0- 0	0- 0	HOME	0- 0	0- 0	1- 1				
0- 5	0- 1	0- 0	AWAY	0- 2	0- 0	0- 2				
1- 1	0- 0	0- 0	NEUTRAL	0- 0	0- 1	1- 0				
6- 5	0- 0	0- 0	CONFERENCE	0- 0	0- 0	6- 5				
3- 1	0- 0	0- 0	HOME	0- 0	0- 0	3- 1				
3- 4	0- 0	0- 0	AWAY	0- 0	0- 0	3- 4				
0- 0	0- 0	0- 0	NEUTRAL	0- 0	0- 0	0- 0				

RPI 1-25			RPI 26-50			RPI 51-100			RPI 101+ Team's RPI: 285		
RPI	S	Opponent	Score	RPI	S	Opponent	Score	RPI	S	Opponent	Score
7	A	Mississippi St.	38 105					136	N	Akron	57 74
						82	A	Arkansas			59 52
						88	A	UT Arlington			57 76
								182	A	Southern U.	74 76
								199	A	Prairie View	57 76
								209	A	Texas Southern	67 76
								212	A	Grambling	77 74
								230	A	Memphis	67 68
								249	A	Alabama St.	67 74
								252	A	Louisiana	61 68
								275	H	Southeastern La.	45 50
								289	H	Central Ark.	65 56
								303	A	Alabama A&M	55 58
								310	H	Mississippi Val.	87 56
								329	N	UIC	72 57
								347	H	Ark.-Pine Bluff	60 41
								350	A	Alcorn	82 61
								350	H	Alcorn	88 66
LAST 12 Division I GAMES:											
182	A	Southern U.	59 52	199	A	Prairie View	57 76				
350	A	Alcorn	82 61	182	H	Southern U.	74 76				
347	H	Ark.-Pine Bluff	60 41	350	H	Alcorn	88 66				
310	H	Mississippi Val.	87 56	249	A	Alabama St.	67 74				
212	A	Grambling	77 74	303	A	Alabama A&M	55 58				
209	A	Texas Southern	67 76	82	A	Arkansas	57 76				

Non-Div I Games: Spring Hill 105 57 Millsaps 88 38

Jackson St.

Loss, Non-Conf, S Site, H Home A Away N Neutral

Jacksonville

Through Games Of Feb. 11, 2019

Average RPI Win: 288	WON-LOST	WINNING	LAST 10	STRENGTH OF	OPP. STRENGTH	TEAM	ADJ.	CONF.	ADJ CONF.
Average RPI Loss: 171	RECORD	PCT. RANK	GAMES	SCHEDULE	OF SCHEDULE	RPI	RPI	RPI	RPI
DIV. I ONLY	9- 12	215	0- 1	284	280	236	236	24	24
DIV. I NON-CONF.	4- 6	212	0- 0	144	305	180	180	26	26
TOTALS	RPI 1-25	RPI 26-50	W-L RECORDS	RPI 51-100	RPI 101-150	RPI 150+			
9- 12	0- 2	0- 0	OVERALL	0- 2	0- 2	9- 6			
3- 4	0- 0	0- 0	HOME	0- 0	0- 1	3- 3			
6- 6	0- 2	0- 0	AWAY	0- 1	0- 1	6- 2			
0- 2	0- 0	0- 0	NEUTRAL	0- 1	0- 0	0- 1			
4- 6	0- 2	0- 0	NON-CONFERENCE	0- 1	0- 1	4- 2			
1- 1	0- 0	0- 0	HOME	0- 0	0- 0	1- 1			
3- 3	0- 2	0- 0	AWAY	0- 0	0- 1	3- 0			
0- 2	0- 0	0- 0	NEUTRAL	0- 1	0- 0	0- 1			
5- 6	0- 0	0- 0	CONFERENCE	0- 1	0- 1	5- 4			
2- 3	0- 0	0- 0	HOME	0- 0	0- 1	2- 2			
3- 3	0- 0	0- 0	AWAY	0- 1	0- 0	3- 2			
0- 0	0- 0	0- 0	NEUTRAL	0- 0	0- 0	0- 0			

RPI 1-25			RPI 26-50			RPI 51-100			RPI 101+ Team's RPI: 236		
RPI	S	Opponent	Score	RPI	S	Opponent	Score	RPI	S	Opponent	Score
16	A	Florida St.	46 79					133	A	Penn St.	61 80
21	A	Texas A&M	53 73					140	H	North Ala.	59 62
								157	H	Mercer	71 66
								214	H	Stetson	56 69
								232	A	Liberty	64 52
								232	H	Liberty	75 85
								239	H	Bethune-Cookman	56 58
								274	A	North Florida	80 72
								298	A	Kennesaw St.	55 75
								298	H	Kennesaw St.	68 53
								303	N	Alabama A&M	60 65
								316	A	Charleston So.	68 58
								320	A	NJIT	61 56
								323	A	Lipscomb	58 61
								323	H	Lipscomb	62 47
								325	A	FIU	73 62
								345	A	Savannah St.	68 58
LAST 12 Division I GAMES:											
323	A	Lipscomb	58 61	320	A	NJIT	61 56				
298	H	Kennesaw St.	68 53	140	H	North Ala.	59 62				
68	A	FGCU	58 82	232	A	Liberty	64 52				
214	H	Stetson	56 69	298	A	Kennesaw St.	55 75				
232	H	Liberty	75 85	323	H	Lipscomb	62 47				
274	A	North Florida	80 72	157	H	Mercer	71 66				

Non-Div I Games: Webber Int'l 73 39 Edward Waters 100 48 Warner 105 55

Jacksonville

Loss, Non-Conf, S Site, H Home A Away N Neutral

Average RPI Win:	272	WON-LOST	WINNING	LAST 10	STRENGTH OF	OPP. STRENGTH	TEAM	ADJ.	CONF.	ADJ CONF.
Average RPI Loss:	128	RECORD	PCT. RANK	GAMES	SCHEDULE	OF SCHEDULE	RPI	RPI	RPI	RPI
DIV. I ONLY	10- 12	196	0- 1	226	235	201	201	22	22	
DIV. I NON-CONF.	5- 5	162	0- 1	253	190	194	194	21	21	
TOTALS	RPI 1-25	RPI 26-50	W-L RECORDS	RPI 51-100	RPI 101-150	RPI 150+				
10- 12	0- 0	0- 0	OVERALL	0- 5	0- 5	10- 2				
3- 6	0- 0	0- 0	HOME	0- 3	0- 1	3- 2				
7- 4	0- 0	0- 0	AWAY	0- 1	0- 3	7- 0				
0- 2	0- 0	0- 0	NEUTRAL	0- 1	0- 1	0- 0				
5- 5	0- 0	0- 0	NON-CONFERENCE	0- 3	0- 2	5- 0				
1- 2	0- 0	0- 0	HOME	0- 2	0- 0	1- 0				
4- 1	0- 0	0- 0	AWAY	0- 0	0- 1	4- 0				
0- 2	0- 0	0- 0	NEUTRAL	0- 1	0- 1	0- 0				
5- 7	0- 0	0- 0	CONFERENCE	0- 2	0- 3	5- 2				
2- 4	0- 0	0- 0	HOME	0- 1	0- 1	2- 2				
3- 3	0- 0	0- 0	AWAY	0- 1	0- 2	3- 0				
0- 0	0- 0	0- 0	NEUTRAL	0- 0	0- 0	0- 0				

RPI 1-25			RPI 26-50			RPI 51-100			RPI 101+ Team's RPI: 201		
RPI	S	Opponent	Score	RPI	S	Opponent	Score	RPI	S	Opponent	Score
						62 H Miami (OH)	41 58	121 A Morehead St.		55 66	
						64 A Belmont	52 66	122 N Washington St.		51 64	
						64 H Belmont	41 64	130 H Tennessee Tech		49 66	
						79 H Troy	63 89	134 A UT Martin		72 77	
						84 N Harvard	62 69	137 A Texas Tech		58 71	
								155 H Georgia St.		61 56	
								196 A Ole Miss		60 49	
								222 A Southeast Mo. St.		56 39	
								256 H SIUE		47 51	
								271 H Eastern Ill.		78 49	
								281 H Murray St.		59 64	
								287 H Austin Peay		67 56	
								290 A Tennessee St.		62 52	
								303 A Alabama A&M		55 48	
								323 A Lipscomb		58 46	
								327 A Eastern Ky.		53 44	
								349 A Florida A&M		62 31	
LAST 12 Division I GAMES:											
122 N		Washington St.	51 64	327 A		Eastern Ky.	53 44				
222 A		Southeast Mo. St.	56 39	130 H		Tennessee Tech	49 66				
134 A		UT Martin	72 77	64 H		Belmont	41 64				
287 H		Austin Peay	67 56	256 H		SIUE	47 51				
281 H		Murray St.	59 64	271 H		Eastern Ill.	78 49				
121 A		Morehead St.	55 66	290 A		Tennessee St.	62 52				

Non-Div I Games: Montevallo 84 52

Jacksonville St.

Average RPI Win:	179	WON-LOST	WINNING	LAST 10	STRENGTH OF	OPP. STRENGTH	TEAM	ADJ.	CONF.	ADJ CONF.
Average RPI Loss:	108	RECORD	PCT. RANK	GAMES	SCHEDULE	OF SCHEDULE	RPI	RPI	RPI	RPI
DIV. I ONLY	18- 4	23	1- 0	140	126	35	35	10	10	
DIV. I NON-CONF.	8- 3	72	0- 0	183	163	64	64	10	10	
TOTALS	RPI 1-25	RPI 26-50	W-L RECORDS	RPI 51-100	RPI 101-150	RPI 150+				
18- 4	0- 1	0- 0	OVERALL	4- 0	3- 2	11- 1				
10- 0	0- 0	0- 0	HOME	2- 0	3- 0	5- 0				
8- 4	0- 1	0- 0	AWAY	2- 0	0- 2	6- 1				
0- 0	0- 0	0- 0	NEUTRAL	0- 0	0- 0	0- 0				
8- 3	0- 1	0- 0	NON-CONFERENCE	1- 0	2- 1	5- 1				
5- 0	0- 0	0- 0	HOME	1- 0	2- 0	2- 0				
3- 3	0- 1	0- 0	AWAY	0- 0	0- 1	3- 1				
0- 0	0- 0	0- 0	NEUTRAL	0- 0	0- 0	0- 0				
10- 1	0- 0	0- 0	CONFERENCE	3- 0	1- 1	6- 0				
5- 0	0- 0	0- 0	HOME	1- 0	1- 0	3- 0				
5- 1	0- 0	0- 0	AWAY	2- 0	0- 1	3- 0				
0- 0	0- 0	0- 0	NEUTRAL	0- 0	0- 0	0- 0				

RPI 1-25				RPI 26-50				RPI 51-100				RPI 101+			
RPI	S	Opponent	Score	RPI	S	Opponent	Score	RPI	S	Opponent	Score	RPI	S	Opponent	Score
17	A	Maryland	63 87					77	A	Drexel	51 35	106	A	UNCW	63 66
								78	A	Northeastern	58 51	109	H	St. John's (NY)	64 51
								78	H	Northeastern	84 49	114	H	Dayton	68 55
								92	H	Georgetown	69 57	116	H	Towson	71 59
												119	A	Wake Forest	49 50
												152	A	Delaware	68 43
												163	H	William & Mary	65 48
												189	H	Elon	82 30
												191	A	Hampton	65 72
												207	H	George Washington	50 37
												217	A	Robert Morris	59 36
												232	A	Liberty	74 53
												254	A	Hofstra	59 44
												254	H	Hofstra	77 54
												259	H	Winthrop	56 39
												291	A	Col. of Charleston	91 50
												346	A	Delaware St.	103 57
LAST 12 Division I GAMES:															
254	A	Hofstra	59 44	106	A	UNCW	63 66								
78	A	Northeastern	58 51	78	H	Northeastern	84 49								
116	H	Towson	71 59	254	H	Hofstra	77 54								
189	H	Elon	82 30	77	A	Drexel	51 35								
163	H	William & Mary	65 48	152	A	Delaware	68 43								
291	A	Col. of Charleston	91 50	217	A	Robert Morris	59 36								

Non-Div I Games:

James Madison

■ Loss,
 ■ Non-Conf, S Site,
 ■ Home
 ■ Away
 N Neutral

Kansas

Through Games Of Feb. 11, 2019

Average RPI Win:	185	WON-LOST	WINNING	LAST 10	STRENGTH OF	OPP. STRENGTH	TEAM	ADJ.	CONF.	ADJ CONF.
Average RPI Loss:	57	RECORD	PCT. RANK	GAMES	SCHEDULE	OF SCHEDULE	RPI	RPI	RPI	RPI
DIV. I ONLY	12- 10	146	1- 0	71	53	118	118	3	3	
DIV. I NON-CONF.	10- 1	17	1- 0	263	178	54	54	3	3	
TOTALS	RPI 1-25	RPI 26-50	W-L RECORDS	RPI 51-100	RPI 101-150	RPI 150+				
12- 10	0- 2	0- 3	OVERALL	3- 3	1- 2	8- 0				
8- 5	0- 2	0- 1	HOME	0- 1	0- 1	8- 0				
2- 5	0- 0	0- 2	AWAY	2- 2	0- 1	0- 0				
2- 0	0- 0	0- 0	NEUTRAL	1- 0	1- 0	0- 0				
10- 1	0- 0	0- 0	NON-CONFERENCE	2- 1	1- 0	7- 0				
7- 0	0- 0	0- 0	HOME	0- 0	0- 0	7- 0				
1- 1	0- 0	0- 0	AWAY	1- 1	0- 0	0- 0				
2- 0	0- 0	0- 0	NEUTRAL	1- 0	1- 0	0- 0				
2- 9	0- 2	0- 3	CONFERENCE	1- 2	0- 2	1- 0				
1- 5	0- 2	0- 1	HOME	0- 1	0- 1	1- 0				
1- 4	0- 0	0- 2	AWAY	1- 1	0- 1	0- 0				
0- 0	0- 0	0- 0	NEUTRAL	0- 0	0- 0	0- 0				

RPI S Opponent	Score	RPI S Opponent	Score	RPI S Opponent	Score	RPI S Opponent	Score	Team's RPI: 118
2 H Baylor	68 94	29 A Texas	43 62	54 A Kansas St.	61 54	102 H Oklahoma St.	62 72	
10 H Iowa St.	73 82	29 H Texas	73 91	54 H Kansas St.	62 72	122 N Washington St.	71 63	
		43 A TCU	53 58	55 A LSU	68 61	137 A Texas Tech	66 69	
				70 A West Virginia	50 71	162 H Oklahoma	88 79	
				90 N Northwestern	66 57	175 H Oral Roberts	70 58	
				97 A Nebraska	52 58	206 H George Mason	77 56	
						212 H Grambling	76 45	
						237 H UMKC	67 55	
						276 H Vermont	77 36	
						303 H Alabama A&M	65 54	
						331 H Iona	75 44	
LAST 12 Division I GAMES:								
90 N Northwestern	66 57	29 A Texas	43 62					
29 H Texas	73 91	102 H Oklahoma St.	62 72					
54 H Kansas St.	62 72	2 H Baylor	68 94					
70 A West Virginia	50 71	54 A Kansas St.	61 54					
162 H Oklahoma	88 79	137 A Texas Tech	66 69					
43 A TCU	53 58	10 H Iowa St.	73 82					

Non-Div I Games:

Kansas

Loss, Non-Conf, S Site, H Home A Away N Neutral

Average RPI Win:	146	WON-LOST	WINNING	LAST 10	STRENGTH OF	OPP. STRENGTH	TEAM	ADJ.	CONF.	ADJ CONF.
Average RPI Loss:	35	RECORD	PCT. RANK	GAMES	SCHEDULE	OF SCHEDULE	RPI	RPI	RPI	RPI
DIV. I ONLY	15- 9	106	1- 0	43	7	54	54	3	3	
DIV. I NON-CONF.	9- 3	61	0- 0	95	18	51	51	3	3	
TOTALS	RPI 1-25	RPI 26-50	W-L RECORDS	RPI 51-100	RPI 101-150	RPI 150+				
15- 9	0- 5	1- 2	OVERALL	4- 1	3- 1	7- 0				
10- 3	0- 1	1- 1	HOME	2- 0	1- 1	6- 0				
4- 3	0- 2	0- 0	AWAY	1- 1	2- 0	1- 0				
1- 3	0- 2	0- 1	NEUTRAL	1- 0	0- 0	0- 0				
9- 3	0- 2	0- 1	NON-CONFERENCE	4- 0	0- 0	5- 0				
7- 0	0- 0	0- 0	HOME	2- 0	0- 0	5- 0				
1- 0	0- 0	0- 0	AWAY	1- 0	0- 0	0- 0				
1- 3	0- 2	0- 1	NEUTRAL	1- 0	0- 0	0- 0				
6- 6	0- 3	1- 1	CONFERENCE	0- 1	3- 1	2- 0				
3- 3	0- 1	1- 1	HOME	0- 0	1- 1	1- 0				
3- 3	0- 2	0- 0	AWAY	0- 1	2- 0	1- 0				
0- 0	0- 0	0- 0	NEUTRAL	0- 0	0- 0	0- 0				

RPI 1-25				RPI 26-50				RPI 51-100				Team's RPI: 54		RPI 101+			
RPI	S	Opponent	Score	RPI	S	Opponent	Score	RPI	S	Opponent	Score			RPI	S	Opponent	Score
2	A	Baylor	50 65	29	H	Texas	87 69	59	H	Lamar University	73 55			102	H	Oklahoma St.	59 48
9	N	Syracuse	61 70	34	N	DePaul	59 79	60	A	Little Rock	53 47			118	A	Kansas	72 62
10	A	Iowa St.	58 96	43	H	TCU	47 61	70	A	West Virginia	30 60			118	H	Kansas	54 61
10	H	Iowa St.	52 81					83	H	UNI	72 62			137	A	Texas Tech	66 62
18	N	Arizona St.	51 65					93	N	Princeton	80 61			162	A	Oklahoma	83 75
</																	

Average RPI Win: 282		WON-LOST	WINNING	LAST 10	STRENGTH OF	OPP. STRENGTH	TEAM	ADJ.	CONF.	ADJ CONF.
Average RPI Loss: 177		RECORD	PCT. RANK	GAMES	SCHEDULE	OF SCHEDULE	RPI	RPI	RPI	RPI
DIV. I ONLY		5- 16	307	1- 0	188	307	298	298	24	24
DIV. I NON-CONF.		3- 9	271	0- 0	136	307	267	267	26	26
TOTALS		RPI 1-25	RPI 26-50	W-L RECORDS	RPI 51-100	RPI 101-150	RPI 150+			
5- 16	0- 1		0- 1	OVERALL	0- 1	0- 3	5- 10			
4- 3	0- 0		0- 0	HOME	0- 1	0- 0	4- 2			
0- 9	0- 0		0- 1	AWAY	0- 0	0- 2	0- 6			
1- 4	0- 1		0- 0	NEUTRAL	0- 0	0- 1	1- 2			
3- 9	0- 1		0- 1	NON-CONFERENCE	0- 0	0- 2	3- 5			
2- 0	0- 0		0- 0	HOME	0- 0	0- 0	2- 0			
0- 5	0- 0		0- 1	AWAY	0- 0	0- 1	0- 3			
1- 4	0- 1		0- 0	NEUTRAL	0- 0	0- 1	1- 2			
2- 7	0- 0		0- 0	CONFERENCE	0- 1	0- 1	2- 5			
2- 3	0- 0		0- 0	HOME	0- 1	0- 0	2- 2			
0- 4	0- 0		0- 0	AWAY	0- 0	0- 1	0- 3			
0- 0	0- 0		0- 0	NEUTRAL	0- 0	0- 0	0- 0			

RPI 1-25				RPI 26-50				RPI 51-100				RPI 101+				Team's RPI: 298	
RPI	S	Opponent	Score	RPI	S	Opponent	Score	RPI	S	Opponent	Score	RPI	S	Opponent	Score		
20	N	Michigan St.	51 75	42	A	Georgia Tech	35 60	68	H	FGCU	46 69	103	N	Idaho St.	49 60		
												120	A	Seton Hall	80 102		
												140	A	North Ala.	55 80		
												155	A	Georgia St.	73 79		
												157	A	Mercer	48 64		
												204	A	East Carolina	56 68		
												214	A	Stetson	69 76		
												223	H	Furman	74 63		
												232	H	Liberty	61 67		
												236	A	Jacksonville	53 68		
												236	H	Jacksonville	75 55		
												239	N	Bethune-Cookman	61 64		
												274	H	North Florida	60 71		
												288	H	Ga. Southern	78 59		
												301	N	UMBC	53 57		
												320	A	NJIT	60 66		
												320	H	NJIT	70 47		
												342	N	N.C. Central	78 54		
LAST 12 Division I GAMES:																	
				320	H	NJIT	70 47					232	H	Liberty	61 67		
				236	A	Jacksonville	53 68					236	H	Jacksonville	75 55		
				214	A	Stetson	69 76					320	A	NJIT	60 66		
				274	H	North Florida	60 71					342	N	N.C. Central	78 54		
				140	A	North Ala.	55 80					239	N	Bethune-Cookman	61 64		
				68	H	FGCU	46 69					42	A	Georgia Tech	35 60		

Non-Div I Games:	Middle Ga. St.	80	70
------------------	----------------	----	----

Kennesaw St.

Loss, Non-Conf, S Site, H Home A Away N Neutral

Average RPI Win:	204	WON-LOST	WINNING	LAST 10	STRENGTH OF	OPP. STRENGTH	TEAM	ADJ.	CONF.	ADJ CONF.
Average RPI Loss:	65	RECORD	PCT. RANK	GAMES	SCHEDULE	OF SCHEDULE	RPI	RPI	RPI	RPI
DIV. I ONLY	11- 9	142	0- 1	58	114	85	85	7	7	
DIV. I NON-CONF.	6- 4	125	0- 0	148	166	101	101	8	8	
TOTALS	RPI 1-25	RPI 26-50	W-L RECORDS	RPI 51-100	RPI 101-150	RPI 150+				
11- 9	0- 3	0- 2	OVERALL	2- 2	2- 1	7- 1				
7- 2	0- 0	0- 1	HOME	1- 0	2- 1	4- 0				
4- 7	0- 3	0- 1	AWAY	1- 2	0- 0	3- 1				
0- 0	0- 0	0- 0	NEUTRAL	0- 0	0- 0	0- 0				
6- 4	0- 2	0- 0	NON-CONFERENCE	0- 1	1- 1	5- 0				
3- 1	0- 0	0- 0	HOME	0- 0	1- 1	2- 0				
3- 3	0- 2	0- 0	AWAY	0- 1	0- 0	3- 0				
0- 0	0- 0	0- 0	NEUTRAL	0- 0	0- 0	0- 0				
5- 5	0- 1	0- 2	CONFERENCE	2- 1	1- 0	2- 1				
4- 1	0- 0	0- 1	HOME	1- 0	1- 0	2- 0				
1- 4	0- 1	0- 1	AWAY	1- 1	0- 0	0- 1				
0- 0	0- 0	0- 0	NEUTRAL	0- 0	0- 0	0- 0				

RPI 1-25				RPI 26-50				RPI 51-100				RPI 101+			
RPI	S	Opponent	Score	RPI	S	Opponent	Score	RPI	S	Opponent	Score	RPI	S	Opponent	Score
12	A	NC State	61 78	27	H	Central Mich.	75 82	62	A	Miami (OH)	63 79	126	H	Youngstown St.	62 34
24	A	North Carolina	60 73	32	A	Ohio	81 83	76	A	Wright St.	55 61	136	H	Akron	73 58
25	A	Buffalo	66 75					87	A	Toledo	58 47	150	H	Duquesne	72 77
								98	H	Northern Ill.	87 78	181	A	Ball St.	44 48
												184	H	Eastern Mich.	71 64
												211	A	St. Bonaventure	76 64
												217	A	Robert Morris	54 46
												279	H	Northern Ky.	62 61
												283	H	Western Mich.	55 51
												302	H	Oakland	75 65
												320	A	NJIT	57 40
LAST 12 Division I GAMES:															
25	A	Buffalo	66 75	32	A	Ohio	81 83	87	A	Toledo	58 47				
283	H	Western Mich.	55 51					98	H	Northern Ill.	87 78				
136	H	Akron	73 58					184	H	Eastern Mich.	71 64				
62	A	Miami (OH)	63 79					320	A	NJIT	57 40				
181	A	Ball St.	44 48					211	A	St. Bonaventure	76 64				
27	H	Central Mich.	75 82												

Non-Div I Games: Clarion 92 38

Kent St.

■ Loss,
 ■ Non-Conf,
 ■ S Site,
 ■ H Home
 ■ A Away
 N Neutral

Average RPI Win:	142	WON-LOST	WINNING	LAST 10	STRENGTH OF	OPP. STRENGTH	TEAM	ADJ.	CONF.	ADJ CONF.
Average RPI Loss:	48	RECORD	PCT. RANK	GAMES	SCHEDULE	OF SCHEDULE	RPI	RPI	RPI	RPI
DIV. I ONLY	20- 5	27	1- 0	60	33	26	26	5	5	
DIV. I NON-CONF.	13- 1	9	0- 0	108	62	17	17	5	5	
TOTALS	RPI 1-25	RPI 26-50	W-L RECORDS	RPI 51-100	RPI 101-150	RPI 150+				
20- 5	1- 4	3- 0	OVERALL	4- 0	4- 0	8- 1				
13- 2	0- 1	1- 0	HOME	2- 0	2- 0	8- 1				
4- 3	0- 3	1- 0	AWAY	2- 0	1- 0	0- 0				
3- 0	1- 0	1- 0	NEUTRAL	0- 0	1- 0	0- 0				
13- 1	1- 1	1- 0	NON-CONFERENCE	2- 0	3- 0	6- 0				
10- 0	0- 0	0- 0	HOME	2- 0	2- 0	6- 0				
0- 1	0- 1	0- 0	AWAY	0- 0	0- 0	0- 0				
3- 0	1- 0	1- 0	NEUTRAL	0- 0	1- 0	0- 0				
7- 4	0- 3	2- 0	CONFERENCE	2- 0	1- 0	2- 1				
3- 2	0- 1	1- 0	HOME	0- 0	0- 0	2- 1				
4- 2	0- 2	1- 0	AWAY	2- 0	1- 0	0- 0				
0- 0	0- 0	0- 0	NEUTRAL	0- 0	0- 0	0- 0				

RPI 1-25				RPI 26-50				Team's RPI: 26				RPI 51-100				RPI 101+			
RPI	S	Opponent	Score	RPI	S	Opponent	Score	RPI	S	Opponent	Score	RPI	S	Opponent	Score	RPI	S	Opponent	Score
3	A	Louisville	75 80	33	H	Missouri	52 41	55	A	LSU	64 60	121	H	Morehead St.	87 57				
7	A	Mississippi St.	71 86	37	N	UCLA	75 74	56	H	Middle Tenn.	72 55	131	A	Alabama	68 53				
15	H	South Carolina	70 74	50	A	Auburn	78 68	61	A	Tennessee	73 71	132	H	High Point	71 49				
21	A	Texas A&M	71 73					96	H	Virginia	63 51	146	N	South Fla.	85 63				
24	N	North Carolina	85 75									177	H	Vanderbilt	77 55				
												182	H	Southern U.	91 41				
												196	H	Ole Miss	49 55				
												210	H	Florida	62 51				
												224	H	Sacred Heart	71 43				
												228	H	Rhode Island	75 52				
												249	H	Alabama St.	87 35				
												281	H	Murray St.	88 49				
												337	H	Western Caro.	99 39				
LAST 12 Division I GAMES:																			
131	A	Alabama	68 53	55	A	LSU	64 60												
50	A	Auburn	78 68	196	H	Ole Miss	49 55												
210	H	Florida	62 51	61	A	Tennessee	73 71												
15	H	South Carolina	70 74	7	A	Mississippi St.	71 86												
21	A	Texas A&M	71 73	177	H	Vanderbilt	77 55												
33	H	Missouri	52 41	224	H	Sacred Heart	71 43												

Non-Div I Games:

Kentucky

■ Loss,
■ Non-Conf, S Site,
■ Home
■ Away
N Neutral

LIU Brooklyn

Through Games Of Feb. 11, 2019

Average RPI Win:	288	WON-LOST	WINNING	LAST 10	STRENGTH OF	OPP. STRENGTH	TEAM	ADJ.	CONF.	ADJ CONF.
Average RPI Loss:	267	RECORD	PCT. RANK	GAMES	SCHEDULE	OF SCHEDULE	RPI	RPI	RPI	RPI
DIV. I ONLY	2- 20	341	1- 0	347	349	351	351	31	31	
DIV. I NON-CONF.	1- 10	330	0- 0	334	346	351	351	31	31	
TOTALS	RPI 1-25	RPI 26-50	W-L RECORDS	RPI 51-100	RPI 101-150	RPI 150+				
2- 20	0- 0	0- 0	OVERALL	0- 1	0- 0	2- 19				
2- 8	0- 0	0- 0	HOME	0- 0	0- 0	2- 8				
0- 11	0- 0	0- 0	AWAY	0- 1	0- 0	0- 10				
0- 1	0- 0	0- 0	NEUTRAL	0- 0	0- 0	0- 1				
1- 10	0- 0	0- 0	NON-CONFERENCE	0- 1	0- 0	1- 9				
1- 3	0- 0	0- 0	HOME	0- 0	0- 0	1- 3				
0- 6	0- 0	0- 0	AWAY	0- 1	0- 0	0- 5				
0- 1	0- 0	0- 0	NEUTRAL	0- 0	0- 0	0- 1				
1- 10	0- 0	0- 0	CONFERENCE	0- 0	0- 0	1- 10				
1- 5	0- 0	0- 0	HOME	0- 0	0- 0	1- 5				
0- 5	0- 0	0- 0	AWAY	0- 0	0- 0	0- 5				
0- 0	0- 0	0- 0	NEUTRAL	0- 0	0- 0	0- 0				

RPI S	Opponent	Score	RPI S	Opponent	Score	RPI S	Opponent	Score	RPI S	Opponent	Score	Team's RPI: 351
						57 A	Michigan	38 83	151 A	Lehigh	38 72	
									168 N	UC Irvine	71 84	
									217 H	Robert Morris	37 89	
									220 H	Saint Francis (PA)	66 80	
									224 A	Sacred Heart	53 75	
									261 H	St. Francis Brooklyn	67 79	
									265 A	Mt. St. Mary's	45 61	
									265 H	Mt. St. Mary's	71 61	
									299 A	Central Conn. St.	57 63	
									300 H	Army West Point	42 57	
									304 A	Manhattan	46 61	
									306 A	Fairfield	43 71	
									307 A	Bryant	62 69	
									309 A	Wagner	62 72	
									309 H	Wagner	62 66	
									311 H	Lafayette	55 50	
									320 H	NJIT	51 72	
									321 H	UMass Lowell	64 69	
									328 A	Saint Peter's	59 86	
									339 A	Grand Canyon	62 65	
									344 H	Fairleigh Dickinson	52 69	
LAST 12 Division I GAMES:												
265 H	Mt. St. Mary's	71 61	344 H	Fairleigh Dickinson	52 69							
309 H	Wagner	62 66	217 H	Robert Morris	37 89							
309 A	Wagner	62 72	220 H	Saint Francis (PA)	66 80							
299 A	Central Conn. St.	57 63	224 A	Sacred Heart	53 75							
265 A	Mt. St. Mary's	45 61	307 A	Bryant	62 69							
261 H	St. Francis Brooklyn	67 79	311 H	Lafayette	55 50							

Non-Div I Games:

LIU Brooklyn

■ Loss,
 ■ Non-Conf,
 ■ S Site,
 ■ H Home
 ■ A Away
 N Neutral

Average RPI Win:	144	WON-LOST	WINNING	LAST 10	STRENGTH OF	OPP. STRENGTH	TEAM	ADJ.	CONF.	ADJ CONF.
Average RPI Loss:	62	RECORD	PCT. RANK	GAMES	SCHEDULE	OF SCHEDULE	RPI	RPI	RPI	RPI
DIV. I ONLY	14- 8	101	1- 0	24	63	55	55	5	5	
DIV. I NON-CONF.	9- 3	61	0- 0	98	129	66	66	5	5	
TOTALS	RPI 1-25	RPI 26-50	W-L RECORDS	RPI 51-100	RPI 101-150	RPI 150+				
14- 8	2- 3	1- 1	OVERALL	3- 1	2- 3	6- 0				
10- 5	1- 2	1- 1	HOME	3- 0	1- 2	4- 0				
4- 3	1- 1	0- 0	AWAY	0- 1	1- 1	2- 0				
0- 0	0- 0	0- 0	NEUTRAL	0- 0	0- 0	0- 0				
9- 3	1- 1	0- 0	NON-CONFERENCE	2- 0	1- 2	5- 0				
7- 2	0- 0	0- 0	HOME	2- 0	1- 2	4- 0				
2- 1	1- 1	0- 0	AWAY	0- 0	0- 0	1- 0				
0- 0	0- 0	0- 0	NEUTRAL	0- 0	0- 0	0- 0				
5- 5	1- 2	1- 1	CONFERENCE	1- 1	1- 1	1- 0				
3- 3	1- 2	1- 1	HOME	1- 0	0- 0	0- 0				
2- 2	0- 0	0- 0	AWAY	0- 1	1- 1	1- 0				
0- 0	0- 0	0- 0	NEUTRAL	0- 0	0- 0	0- 0				

RPI	S	Opponent	Score	RPI	S	Opponent	Score	RPI	S	Opponent	Score	RPI	S	Opponent	Score
7	H	Mississippi St.	35 68	26	H	Kentucky	60 64	60	H	Little Rock	60 45	104	A	Georgia	50 63
15	H	South Carolina	53 76	33	H	Missouri	61 51	61	A	Tennessee	65 74	118	H	Kansas	61 68
16	A	Florida St.	58 45					82	H	Arkansas	71 34	131	A	Alabama	62 56
19	A	Rutgers	43 57					100	H	Northern Colo.	62 57	144	H	Tulane	54 56
21	H	Texas A&M	63 52									146	H	South Fla.	78 49
												179	H	Nicholls St.	76 44
												188	H	Sam Houston St.	66 52
												196	A	Ole Miss	55 41
												252	A	Louisiana	76 54
												275	H	Southeastern La.	72 52
												330	H	McNeese	86 36
LAST 12 Division I GAMES:															
82	H	Arkansas	71 34	15	H	South Carolina	53 76								
33	H	Missouri	61 51	196	A	Ole Miss	55 41								
7	H	Mississippi St.	35 68	21	H	Texas A&M	63 52								
61	A	Tennessee	65 74	104	A	Georgia	50 63								
131	A	Alabama	62 56	146	H	South Fla.	78 49								
26	H	Kentucky	60 64	275	H	Southeastern La.	72 52								

Non-Div I Games:

LSU

■ Loss,
 ■ Non-Conf,
 ■ S Site,
 ■ H Home
 ■ A Away
 N Neutral

Average RPI Win: 225	WON-LOST	WINNING	LAST 10	STRENGTH OF	OPP. STRENGTH	TEAM	ADJ.	CONF.	ADJ CONF.
Average RPI Loss: 144	RECORD	PCT. RANK	GAMES	SCHEDULE	OF SCHEDULE	RPI	RPI	RPI	RPI
DIV. I ONLY	4- 21	329	0- 1	109	195	284	284	17	17
DIV. I NON-CONF.	3- 11	292	0- 0	47	226	218	218	16	16
TOTALS	RPI 1-25	RPI 26-50	W-L RECORDS	RPI 51-100	RPI 101-150	RPI 150+			
4- 21	0- 0	0- 2	OVERALL	0- 3	1- 8	3- 8			
2- 8	0- 0	0- 0	HOME	0- 1	0- 3	2- 4			
0- 13	0- 0	0- 2	AWAY	0- 2	0- 5	0- 4			
2- 0	0- 0	0- 0	NEUTRAL	0- 0	1- 0	1- 0			
3- 11	0- 0	0- 2	NON-CONFERENCE	0- 3	1- 3	2- 3			
1- 3	0- 0	0- 0	HOME	0- 1	0- 1	1- 1			
0- 8	0- 0	0- 2	AWAY	0- 2	0- 2	0- 2			
2- 0	0- 0	0- 0	NEUTRAL	0- 0	1- 0	1- 0			
1- 10	0- 0	0- 0	CONFERENCE	0- 0	0- 5	1- 5			
1- 5	0- 0	0- 0	HOME	0- 0	0- 2	1- 3			
0- 5	0- 0	0- 0	AWAY	0- 0	0- 3	0- 2			
0- 0	0- 0	0- 0	NEUTRAL	0- 0	0- 0	0- 0			

RPI S	Opponent	Score	RPI S	Opponent	Score	RPI S	Opponent	Score	RPI S	Opponent	Score	Team's RPI: 284
30	A Oregon St.	46 100	72	A Penn	34 65	109	H St. John's (NY)	57 83				
41	A Villanova	68 81	77	H Drexel	43 58	111	A VCU	38 68				
			84	A Harvard	43 88	114	A Dayton	45 84				
						116	A Towson	68 92				
						117	A Providence	47 77				
						124	N Pepperdine	62 55				
						129	H Fordham	54 65				
						148	A Davidson	61 80				
						150	H Duquesne	62 66				
						170	A Temple	47 75				
						195	A Saint Louis	58 69				
						197	H Massachusetts	60 74				
						207	H George Washington	59 67				
						217	A Robert Morris	39 67				
						228	H Rhode Island	77 71				
						229	H Howard	54 57				
						253	A Saint Joseph's	57 60				
						255	H Richmond	60 74				
						269	H Norfolk St.	62 52				
						279	N Northern Ky.	74 56				
LAST 12 Division I GAMES:												
195	A Saint Louis	58 69	253	A Saint Joseph's	57 60							
228	H Rhode Island	77 71	207	H George Washington	59 67							
148	A Davidson	61 80	197	H Massachusetts	60 74							
129	H Fordham	54 65	111	A VCU	38 68							
255	H Richmond	60 74	114	A Dayton	45 84							
150	H Duquesne	62 66	170	A Temple	47 75							

Non-Div I Games:

La Salle

■ Loss,
 ■ Non-Conf,
 ■ S Site,
 ■ H Home
 ■ A Away
 N Neutral

Average RPI Win:	311	WON-LOST	WINNING	LAST 10	STRENGTH OF	OPP. STRENGTH	TEAM	ADJ.	CONF.	ADJ CONF.
Average RPI Loss:	174	RECORD	PCT. RANK	GAMES	SCHEDULE	OF SCHEDULE	RPI	RPI	RPI	RPI
DIV. I ONLY	6- 14	279	1- 0	316	230	296	296	12	12	
DIV. I NON-CONF.	4- 5	190	0- 0	350	334	319	319	14	14	
TOTALS	RPI 1-25	RPI 26-50	W-L RECORDS	RPI 51-100	RPI 101-150	RPI 150+				
6- 14	0- 0	0- 0	OVERALL	0- 2	0- 3	6- 9				
3- 4	0- 0	0- 0	HOME	0- 0	0- 1	3- 3				
3- 10	0- 0	0- 0	AWAY	0- 2	0- 2	3- 6				
0- 0	0- 0	0- 0	NEUTRAL	0- 0	0- 0	0- 0				
4- 5	0- 0	0- 0	NON-CONFERENCE	0- 0	0- 1	4- 4				
2- 1	0- 0	0- 0	HOME	0- 0	0- 0	2- 1				
2- 4	0- 0	0- 0	AWAY	0- 0	0- 1	2- 3				
0- 0	0- 0	0- 0	NEUTRAL	0- 0	0- 0	0- 0				
2- 9	0- 0	0- 0	CONFERENCE	0- 2	0- 2	2- 5				
1- 3	0- 0	0- 0	HOME	0- 0	0- 1	1- 2				
1- 6	0- 0	0- 0	AWAY	0- 2	0- 1	1- 3				
0- 0	0- 0	0- 0	NEUTRAL	0- 0	0- 0	0- 0				

RPI S	Opponent	Score	RPI S	Opponent	Score	RPI S	Opponent	Score	RPI S	Opponent	Score	Team's RPI: 296
60	A Little Rock	44 63				110	A South Alabama	49 77				
79	A Troy	56 78				137	A Texas Tech	42 86				
						141	H Appalachian St.	58 80				
						155	A Georgia St.	46 68				
						155	H Georgia St.	41 56				
						174	A Arkansas St.	54 64				
						179	H Nicholls St.	54 55				
						186	H Coastal Caro.	54 79				
						205	A SMU	38 49				
						252	A Louisiana	45 52				
						275	A Southeastern La.	42 49				
						288	A Ga. Southern	80 62				
						288	H Ga. Southern	58 57				
						310	H Mississippi Val.	72 65				
						318	A New Orleans	57 44				
						330	H McNeese	69 60				
						332	A Houston Baptist	60 68				
						333	A Northwestern St.	63 55				
LAST 12 Division I GAMES:												
288	A Ga. Southern	80 62	252	A Louisiana	45 52							
155	A Georgia St.	46 68	155	H Georgia St.	41 56							
141	H Appalachian St.	58 80	288	H Ga. Southern	58 57							
186	H Coastal Caro.	54 79	174	A Arkansas St.	54 64							
110	A South Alabama	49 77	60	A Little Rock	44 63							
79	A Troy	56 78	332	A Houston Baptist	60 68							

Non-Div I Games: LSU-Alexandria 93 62 Ark.-Monticello 70 39

La.-Monroe

Loss, Non-Conf, S Site, H Home A Away N Neutral

Lafayette

Through Games Of Feb. 11, 2019

Average RPI Win:	255	WON-LOST	WINNING	LAST 10	STRENGTH OF	OPP. STRENGTH	TEAM	ADJ.	CONF.	ADJ CONF.
Average RPI Loss:	217	RECORD	PCT. RANK	GAMES	SCHEDULE	OF SCHEDULE	RPI	RPI	RPI	RPI
DIV. I ONLY	7- 15	268	0- 1	309	300	311	311	19	19	
DIV. I NON-CONF.	5- 6	177	0- 1	349	340	336	336	22	22	
TOTALS	RPI 1-25	RPI 26-50	W-L RECORDS	RPI 51-100	RPI 101-150	RPI 150+				
7- 15	0- 0	0- 2	OVERALL	0- 1	0- 1	7- 11				
5- 5	0- 0	0- 1	HOME	0- 0	0- 1	5- 3				
2- 9	0- 0	0- 1	AWAY	0- 1	0- 0	2- 7				
0- 1	0- 0	0- 0	NEUTRAL	0- 0	0- 0	0- 1				
5- 6	0- 0	0- 0	NON-CONFERENCE	0- 0	0- 0	5- 6				
3- 2	0- 0	0- 0	HOME	0- 0	0- 0	3- 2				
2- 3	0- 0	0- 0	AWAY	0- 0	0- 0	2- 3				
0- 1	0- 0	0- 0	NEUTRAL	0- 0	0- 0	0- 1				
2- 9	0- 0	0- 2	CONFERENCE	0- 1	0- 1	2- 5				
2- 3	0- 0	0- 1	HOME	0- 0	0- 1	2- 1				
0- 6	0- 0	0- 1	AWAY	0- 1	0- 0	0- 4				
0- 0	0- 0	0- 0	NEUTRAL	0- 0	0- 0	0- 0				

RPI S	Opponent	Score	RPI S	Opponent	Score	RPI S	Opponent	Score	RPI S	Opponent	Score	Team's RPI: 311
46	A Bucknell	43 75	46	H Bucknell	47 56	95	A American	45 60	143	H Boston U.	44 47	
									151	H Lehigh	43 70	
									152	N Delaware	47 65	
									203	H Navy	55 42	
									208	A Holy Cross	53 56	
									208	H Holy Cross	73 63	
									213	H Monmouth	73 69	
									240	H Albany (NY)	67 66	
									247	A Colgate	49 60	
									265	H Binghamton	59 50	
									277	H Cornell	59 62	
									294	A Fla. Atlantic	49 53	
									300	A Army West Point	50 65	
									304	A Manhattan	49 60	
									308	A Loyola Maryland	50 62	
									309	A Wagner	66 43	
									328	H Saint Peter's	60 62	
									344	A Fairleigh Dickinson	63 57	
									351	A LIU Brooklyn	50 55	
LAST 12 Division I GAMES:												
152	N Delaware	47 65	308	A Loyola Maryland	50 62							
46	A Bucknell	43 75	300	A Army West Point	50 65							
208	A Holy Cross	53 56	46	H Bucknell	47 56							
143	H Boston U.	44 47	247	A Colgate	49 60							
95	A American	45 60	208	H Holy Cross	73 63							
203	H Navy	55 42	151	H Lehigh	43 70							

Non-Div I Games:

Lafayette

■ Loss,
 ■ Non-Conf,
 ■ S Site,
 ■ H Home
 ■ A Away
 N Neutral

Lamar University

Through Games Of Feb. 11, 2019

Average RPI Win:	232	WON-LOST	WINNING	LAST 10	STRENGTH OF	OPP. STRENGTH	TEAM	ADJ.	CONF.	ADJ CONF.
Average RPI Loss:	63	RECORD	PCT. RANK	GAMES	SCHEDULE	OF SCHEDULE	RPI	RPI	RPI	RPI
DIV. I ONLY	13- 5	64	0- 0	132	215	59	59	25	25	
DIV. I NON-CONF.	3- 4	199	0- 0	7	24	27	27	23	23	
TOTALS	RPI 1-25	RPI 26-50	W-L RECORDS	RPI 51-100	RPI 101-150	RPI 150+				
13- 5	1- 1	0- 1	OVERALL	1- 2	0- 0	11- 1				
6- 0	0- 0	0- 0	HOME	1- 0	0- 0	5- 0				
7- 4	1- 1	0- 0	AWAY	0- 2	0- 0	6- 1				
0- 1	0- 0	0- 1	NEUTRAL	0- 0	0- 0	0- 0				
3- 4	1- 1	0- 1	NON-CONFERENCE	1- 1	0- 0	1- 1				
1- 0	0- 0	0- 0	HOME	1- 0	0- 0	0- 0				
2- 3	1- 1	0- 0	AWAY	0- 1	0- 0	1- 1				
0- 1	0- 0	0- 1	NEUTRAL	0- 0	0- 0	0- 0				
10- 1	0- 0	0- 0	CONFERENCE	0- 1	0- 0	10- 0				
5- 0	0- 0	0- 0	HOME	0- 0	0- 0	5- 0				
5- 1	0- 0	0- 0	AWAY	0- 1	0- 0	5- 0				
0- 0	0- 0	0- 0	NEUTRAL	0- 0	0- 0	0- 0				

RPI 1-25				RPI 26-50				RPI 51-100 Team's RPI: 59				RPI 101+			
RPI	S	Opponent	Score	RPI	S	Opponent	Score	RPI	S	Opponent	Score	RPI	S	Opponent	Score
7	A	Mississippi St.	53 104	32	N	Ohio	62 87	53	A	SFA	58 70	167	A	Abilene Christian	63 60
21	A	Texas A&M	74 68					54	A	Kansas St.	55 73	169	A	Denver	110 117
								81	H	Pacific	82 66	179	H	Nicholls St.	78 65
												188	A	Sam Houston St.	83 72
												252	A	Louisiana	79 77
												267	H	A&M-Corpus Christi	76 58
												275	H	Southeastern La.	94 54
												289	H	Central Ark.	57 37
												318	A	New Orleans	79 57
												319	A	Incarnate Word	77 51
												330	A	McNeese	64 62
												332	H	Houston Baptist	63 50
LAST 12 Division I GAMES:															
53	A	SFA	58 70	275	H	Southeastern La.	94 54								
167	A	Abilene Christian	63 60	289	H	Central Ark.	57 37								
330	A	McNeese	64 62	318	A	New Orleans	79 57								
179	H	Nicholls St.	78 65	267	H	A&M-Corpus Christi	76 58								
188	A	Sam Houston St.	83 72	332	H	Houston Baptist	63 50								
319	A	Incarnate Word	77 51	81	H	Pacific	82 66								

Non-Div I Games: LeTourneau 104 27 Louisiana Col. 94 43 McMurry 100 37 Howard Payne 93 37 Lamar University

Loss, Non-Conf, S Site, H Home A Away N Neutral

Average RPI Win: 263	WON-LOST	WINNING	LAST 10	STRENGTH OF	OPP. STRENGTH	TEAM	ADJ.	CONF.	ADJ CONF.
Average RPI Loss: 89	RECORD	PCT. RANK	GAMES	SCHEDULE	OF SCHEDULE	RPI	RPI	RPI	RPI
DIV. I ONLY	14- 7	81	0- 1	219	218	151	151	19	19
DIV. I NON-CONF.	7- 3	83	0- 1	236	236	152	152	22	22
TOTALS	RPI 1-25	RPI 26-50	W-L RECORDS	RPI 51-100	RPI 101-150	RPI 150+			
14- 7	0- 1	0- 2	OVERALL	0- 1	0- 2	14- 1			
9- 4	0- 0	0- 1	HOME	0- 1	0- 1	9- 1			
5- 3	0- 1	0- 1	AWAY	0- 0	0- 1	5- 0			
0- 0	0- 0	0- 0	NEUTRAL	0- 0	0- 0	0- 0			
7- 3	0- 1	0- 1	NON-CONFERENCE	0- 0	0- 0	7- 1			
5- 2	0- 0	0- 1	HOME	0- 0	0- 0	5- 1			
2- 1	0- 1	0- 0	AWAY	0- 0	0- 0	2- 0			
0- 0	0- 0	0- 0	NEUTRAL	0- 0	0- 0	0- 0			
7- 4	0- 0	0- 1	CONFERENCE	0- 1	0- 2	7- 0			
4- 2	0- 0	0- 0	HOME	0- 1	0- 1	4- 0			
3- 2	0- 0	0- 1	AWAY	0- 0	0- 1	3- 0			
0- 0	0- 0	0- 0	NEUTRAL	0- 0	0- 0	0- 0			

RPI 1-25				RPI 26-50				RPI 51-100				RPI 101+ Team's RPI: 151			
RPI	S	Opponent	Score	RPI	S	Opponent	Score	RPI	S	Opponent	Score	RPI	S	Opponent	Score
1	A	Notre Dame	68 95	41	H	Villanova	48 70	95	H	American	53 61	143	A	Boston U.	45 58
				46	A	Bucknell	53 71					143	H	Boston U.	48 52
												153	H	Charlotte	60 62
												203	A	Navy	56 38
												203	H	Navy	66 55
												208	H	Holy Cross	64 55
												213	H	Monmouth	63 48
												224	H	Sacred Heart	70 66
												247	H	Colgate	86 58
												265	A	Binghamton	65 55
												269	H	Norfolk St.	62 41
												277	H	Cornell	67 54
												299	A	Central Conn. St.	88 62
												300	A	Army West Point	73 50
												308	H	Loyola Maryland	51 42
												311	A	Lafayette	70 43
												351	H	LIU Brooklyn	72 38
LAST 12 Division I GAMES:															
153	H	Charlotte	60 62	95	H	American	53 61	46	A	Bucknell	53 71	143	A	Boston U.	45 58
143	H	Boston U.	48 52	208	H	Holy Cross	64 55	203	A	Navy	56 38	311	A	Lafayette	70 43
203	H	Navy	66 55	247	H	Colgate	86 58								
308	H	Loyola Maryland	51 42												
300	A	Army West Point	73 50												
247	H	Colgate	86 58												

Non-Div I Games: Kutztown 73 39

Lehigh

■ Loss,
 ■ Non-Conf,
 ■ S Site,
 ■ H Home
 ■ A Away
 N Neutral

Liberty

Through Games Of Feb. 11, 2019

Average RPI Win:	258	WON-LOST	WINNING	LAST 10	STRENGTH OF	OPP. STRENGTH	TEAM	ADJ.	CONF.	ADJ CONF.
Average RPI Loss:	160	RECORD	PCT. RANK	GAMES	SCHEDULE	OF SCHEDULE	RPI	RPI	RPI	RPI
DIV. I ONLY	8- 14	246	0- 1	199	241	232	232	24	24	
DIV. I NON-CONF.	3- 9	271	0- 1	130	218	247	247	26	26	
TOTALS	RPI 1-25	RPI 26-50	W-L RECORDS	RPI 51-100	RPI 101-150	RPI 150+				
8- 14	0- 1	0- 1	OVERALL	0- 3	1- 1	7- 8				
3- 5	0- 0	0- 1	HOME	0- 2	0- 0	3- 2				
4- 6	0- 0	0- 0	AWAY	0- 1	0- 1	4- 4				
1- 3	0- 1	0- 0	NEUTRAL	0- 0	1- 0	0- 2				
3- 9	0- 1	0- 1	NON-CONFERENCE	0- 1	1- 1	2- 5				
1- 2	0- 0	0- 1	HOME	0- 1	0- 0	1- 0				
1- 4	0- 0	0- 0	AWAY	0- 0	0- 1	1- 3				
1- 3	0- 1	0- 0	NEUTRAL	0- 0	1- 0	0- 2				
5- 5	0- 0	0- 0	CONFERENCE	0- 2	0- 0	5- 3				
2- 3	0- 0	0- 0	HOME	0- 1	0- 0	2- 2				
3- 2	0- 0	0- 0	AWAY	0- 1	0- 0	3- 1				
0- 0	0- 0	0- 0	NEUTRAL	0- 0	0- 0	0- 0				

RPI 1-25			RPI 26-50			RPI 51-100			RPI 101+ Team's RPI: 232		
RPI	S	Opponent	Score	RPI	S	Opponent	Score	RPI	S	Opponent	Score
14	N	UCF	45 53	35	H	James Madison	53 74	68	A	FGCU	50 68
								68	H	FGCU	64 65
								71	H	Virginia Tech	61 72
								142	A	Chattanooga	60 75
								150	N	Duquesne	55 51
								153	N	Charlotte	61 63
								204	A	East Carolina	63 66
								214	A	Stetson	52 69
								214	H	Stetson	56 68
								220	H	Saint Francis (PA)	82 53
								236	A	Jacksonville	85 75
								236	H	Jacksonville	52 64
								239	A	Bethune-Cookman	76 81
								244	A	ETSU	89 86
								269	N	Norfolk St.	53 66
								274	H	North Florida	69 53
								298	A	Kennesaw St.	67 61
								314	A	UNC Greensboro	45 48
								320	H	NJIT	58 47
								323	A	Lipscomb	77 60
LAST 12 Division I GAMES:											
269	N	Norfolk St.	53 66	274	H	North Florida	69 53				
68	H	FGCU	64 65	298	A	Kennesaw St.	67 61				
214	H	Stetson	56 68	236	H	Jacksonville	52 64				
320	H	NJIT	58 47	214	A	Stetson	52 69				
323	A	Lipscomb	77 60	68	A	FGCU	50 68				
236	A	Jacksonville	85 75	150	N	Duquesne	55 51				

Liberty

Liberty

Non-Div I Games: West Chester 61 42

Liberty

Loss, Non-Conf, S Site, H Home A Away N Neutral

Average RPI Win:	276	WON-LOST	WINNING	LAST 10	STRENGTH OF	OPP. STRENGTH	TEAM	ADJ.	CONF.	ADJ CONF.
Average RPI Loss:	186	RECORD	PCT. RANK	GAMES	SCHEDULE	OF SCHEDULE	RPI	RPI	RPI	RPI
DIV. I ONLY	3- 20	334	1- 0	195	298	323	323	24	24	
DIV. I NON-CONF.	2- 11	316	0- 0	143	296	287	287	26	26	
TOTALS	RPI 1-25	RPI 26-50	W-L RECORDS	RPI 51-100	RPI 101-150	RPI 150+				
3- 20	0- 0	0- 0	OVERALL	0- 4	0- 5	3- 11				
2- 8	0- 0	0- 0	HOME	0- 0	0- 3	2- 5				
1- 12	0- 0	0- 0	AWAY	0- 4	0- 2	1- 6				
0- 0	0- 0	0- 0	NEUTRAL	0- 0	0- 0	0- 0				
2- 11	0- 0	0- 0	NON-CONFERENCE	0- 3	0- 4	2- 4				
1- 4	0- 0	0- 0	HOME	0- 0	0- 2	1- 2				
1- 7	0- 0	0- 0	AWAY	0- 3	0- 2	1- 2				
0- 0	0- 0	0- 0	NEUTRAL	0- 0	0- 0	0- 0				
1- 9	0- 0	0- 0	CONFERENCE	0- 1	0- 1	1- 7				
1- 4	0- 0	0- 0	HOME	0- 0	0- 1	1- 3				
0- 5	0- 0	0- 0	AWAY	0- 1	0- 0	0- 4				
0- 0	0- 0	0- 0	NEUTRAL	0- 0	0- 0	0- 0				

RPI 1-25			RPI 26-50			RPI 51-100			RPI 101+ Team's RPI: 323		
RPI	S	Opponent	Score	RPI	S	Opponent	Score	RPI	S	Opponent	Score
								58	A	Clemson	26 68
								64	A	Belmont	43 83
								68	A	FGCU	40 82
								86	A	Cincinnati	55 71
								104	A	Georgia	45 77
								121	A	Morehead St.	44 79
								130	H	Tennessee Tech	52 67
								134	H	UT Martin	53 62
								140	H	North Ala.	60 81
								201	H	Jacksonville St.	46 58
								214	A	Stetson	49 76
								214	H	Stetson	65 80
								232	H	Liberty	60 77
								236	A	Jacksonville	47 62
								236	H	Jacksonville	61 58
								274	A	North Florida	66 72
								274	H	North Florida	53 68
								281	A	Murray St.	61 97
								287	A	Austin Peay	58 70
								290	H	Tennessee St.	64 62
								291	H	Col. of Charleston	63 65
								303	A	Alabama A&M	62 58
								320	A	NJIT	67 80
LAST 12 Division I GAMES:											
236	H	Jacksonville	61 58	320	A	NJIT	67 80				
274	A	North Florida	66 72	214	H	Stetson	65 80				
140	H	North Ala.	60 81	274	H	North Florida	53 68				
232	H	Liberty	60 77	236	A	Jacksonville	47 62				
214	A	Stetson	49 76	121	A	Morehead St.	44 79				
68	A	FGCU	40 82	130	H	Tennessee Tech	52 67				

Non-Div I Games:

Lipscomb

■ Loss,
 ■ Non-Conf,
 ■ S Site,
 ■ H Home
 ■ A Away
 N Neutral

Little Rock

Through Games Of Feb. 11, 2019

Average RPI Win:	175	WON-LOST	WINNING	LAST 10	STRENGTH OF	OPP. STRENGTH	TEAM	ADJ.	CONF.	ADJ CONF.
Average RPI Loss:	55	RECORD	PCT. RANK	GAMES	SCHEDULE	OF SCHEDULE	RPI	RPI	RPI	RPI
DIV. I ONLY	14- 8	101	1- 0	30	104	60	60	12	12	
DIV. I NON-CONF.	4- 7	228	0- 0	34	17	118	118	14	14	
TOTALS	RPI 1-25	RPI 26-50	W-L RECORDS	RPI 51-100	RPI 101-150	RPI 150+				
14- 8	0- 2	0- 1	OVERALL	2- 4	4- 1	8- 0				
8- 5	0- 2	0- 1	HOME	2- 1	1- 1	5- 0				
6- 3	0- 0	0- 0	AWAY	0- 3	3- 0	3- 0				
0- 0	0- 0	0- 0	NEUTRAL	0- 0	0- 0	0- 0				
4- 7	0- 2	0- 1	NON-CONFERENCE	0- 3	1- 1	3- 0				
1- 5	0- 2	0- 1	HOME	0- 1	0- 1	1- 0				
3- 2	0- 0	0- 0	AWAY	0- 2	1- 0	2- 0				
0- 0	0- 0	0- 0	NEUTRAL	0- 0	0- 0	0- 0				
10- 1	0- 0	0- 0	CONFERENCE	2- 1	3- 0	5- 0				
7- 0	0- 0	0- 0	HOME	2- 0	1- 0	4- 0				
3- 1	0- 0	0- 0	AWAY	0- 1	2- 0	1- 0				
0- 0	0- 0	0- 0	NEUTRAL	0- 0	0- 0	0- 0				

RPI 1-25				RPI 26-50				RPI 51-100 Team's RPI: 60				RPI 101+			
RPI	S	Opponent	Score	RPI	S	Opponent	Score	RPI	S	Opponent	Score	RPI	S	Opponent	Score
7	H	Mississippi St.	63 98	31	H	Rice	65 79	54	H	Kansas St.	47 53	110	A	South Alabama	65 42
21	H	Texas A&M	40 61					55	A	LSU	45 60	110	H	South Alabama	47 44
								63	A	Missouri St.	44 48	128	H	Western Ky.	56 68
								79	A	Troy	66 71	141	A	Appalachian St.	74 59
								79	H	Troy	76 72	149	A	Tulsa	63 53
								88	H	UT Arlington	68 65	154	A	Louisiana Tech	69 58
												174	H	Arkansas St.	68 55
												180	H	Texas St.	62 47
												186	A	Coastal Caro.	60 47
												230	A	Memphis	63 60
												252	H	Louisiana	62 48
												294	H	Fla. Atlantic	61 38
												296	H	La.-Monroe	63 44
LAST 12 Division I GAMES:															
110	H	South Alabama	47 44	180	H	Texas St.	62 47								
79	H	Troy	76 72	110	A	South Alabama	65 42								
174	H	Arkansas St.	68 55	79	A	Troy	66 71								
141	A	Appalachian St.	74 59	252	H	Louisiana	62 48								
186	A	Coastal Caro.	60 47	296	H	La.-Monroe	63 44								
88	H	UT Arlington	68 65	63	A	Missouri St.	44 48								

Non-Div I Games:

Little Rock

Loss, Non-Conf, S Site, H Home A Away N Neutral

Average RPI Win:	231	WON-LOST	WINNING	LAST 10	STRENGTH OF	OPP. STRENGTH	TEAM	ADJ.	CONF.	ADJ CONF.
Average RPI Loss:	152	RECORD	PCT. RANK	GAMES	SCHEDULE	OF SCHEDULE	RPI	RPI	RPI	RPI
DIV. I ONLY	7- 15	268	1- 0	196	176	258	258	21	21	
DIV. I NON-CONF.	3- 10	278	0- 0	114	141	258	258	20	20	
TOTALS	RPI 1-25	RPI 26-50	W-L RECORDS	RPI 51-100	RPI 101-150	RPI 150+				
7- 15	0- 1	0- 1	OVERALL	1- 5	0- 1	6- 7				
4- 8	0- 0	0- 1	HOME	1- 2	0- 0	3- 5				
3- 7	0- 1	0- 0	AWAY	0- 3	0- 1	3- 2				
0- 0	0- 0	0- 0	NEUTRAL	0- 0	0- 0	0- 0				
3- 10	0- 1	0- 1	NON-CONFERENCE	1- 4	0- 1	2- 3				
2- 6	0- 0	0- 1	HOME	1- 2	0- 0	1- 3				
1- 4	0- 1	0- 0	AWAY	0- 2	0- 1	1- 0				
0- 0	0- 0	0- 0	NEUTRAL	0- 0	0- 0	0- 0				
4- 5	0- 0	0- 0	CONFERENCE	0- 1	0- 0	4- 4				
2- 2	0- 0	0- 0	HOME	0- 0	0- 0	2- 2				
2- 3	0- 0	0- 0	AWAY	0- 1	0- 0	2- 2				
0- 0	0- 0	0- 0	NEUTRAL	0- 0	0- 0	0- 0				

RPI 1-25				RPI 26-50				RPI 51-100				RPI 101+ Team's RPI: 258			
RPI	S	Opponent	Score	RPI	S	Opponent	Score	RPI	S	Opponent	Score	RPI	S	Opponent	Score
4	A	Oregon	48 110	49	H	Southern California	50 86	51	A	Utah	59 82	138	A	Montana St.	62 85
								80	H	Arizona	43 70	158	H	CSUN	37 51
								83	H	UNI	64 71	165	A	UC Riverside	63 45
								89	H	Idaho	70 63	165	H	UC Riverside	59 73
								91	A	UC Davis	50 70	221	A	Utah St.	50 48
								99	A	Loyola Marymount	62 71	234	H	Nevada	67 76
												243	H	Hawaii	56 40
												245	A	Cal St. Fullerton	59 53
												257	H	San Diego	56 60
												262	H	California Baptist	83 85
												293	A	UC Santa Barbara	54 60
												313	A	Cal Poly	59 66
												313	H	Cal Poly	61 58
												339	H	Grand Canyon	57 50
LAST 12 Division I GAMES:															
243	H	Hawaii	56 40	293	A	UC Santa Barbara	54 60								
313	A	Cal Poly	59 66	313	H	Cal Poly	61 58								
245	A	Cal St. Fullerton	59 53	165	A	UC Riverside	63 45								
91	A	UC Davis	50 70	221	A	Utah St.	50 48								
158	H	CSUN	37 51	339	H	Grand Canyon	57 50								
165	H	UC Riverside	59 73	99	A	Loyola Marymount	62 71								

Non-Div I Games:

Long Beach St.

■ Loss,
■ Non-Conf, S Site,
■ Home
■ Away
N Neutral

Average RPI Win: 219	WON-LOST	WINNING	LAST 10	STRENGTH OF	OPP. STRENGTH	TEAM	ADJ.	CONF.	ADJ CONF.
Average RPI Loss: 217	RECORD	PCT. RANK	GAMES	SCHEDULE	OF SCHEDULE	RPI	RPI	RPI	RPI
DIV. I ONLY	2- 19	339	0- 1	229	341	341	341	28	28
DIV. I NON-CONF.	1- 9	326	0- 0	163	341	330	330	29	29
TOTALS	RPI 1-25	RPI 26-50	W-L RECORDS	RPI 51-100	RPI 101-150	RPI 150+			
2- 19	0- 0	0- 0	OVERALL	0- 2	0- 3	2- 14			
2- 8	0- 0	0- 0	HOME	0- 1	0- 1	2- 6			
0- 10	0- 0	0- 0	AWAY	0- 1	0- 2	0- 7			
0- 1	0- 0	0- 0	NEUTRAL	0- 0	0- 0	0- 1			
1- 9	0- 0	0- 0	NON-CONFERENCE	0- 1	0- 2	1- 6			
1- 4	0- 0	0- 0	HOME	0- 0	0- 0	1- 4			
0- 4	0- 0	0- 0	AWAY	0- 1	0- 2	0- 1			
0- 1	0- 0	0- 0	NEUTRAL	0- 0	0- 0	0- 1			
1- 10	0- 0	0- 0	CONFERENCE	0- 1	0- 1	1- 8			
1- 4	0- 0	0- 0	HOME	0- 1	0- 1	1- 2			
0- 6	0- 0	0- 0	AWAY	0- 0	0- 0	0- 6			
0- 0	0- 0	0- 0	NEUTRAL	0- 0	0- 0	0- 0			

RPI S	Opponent	Score	RPI S	Opponent	Score	RPI S	Opponent	Score	RPI S	Opponent	Score	Team's RPI: 341
						71	A Virginia Tech	39 93	106	A UNCW	33 35	
						94	H Radford	34 68	111	A VCU	55 84	
									132	H High Point	54 65	
									178	H UMES	83 71	
									184	H Eastern Mich.	45 64	
									191	A Hampton	40 66	
									194	A UNC Asheville	55 80	
									204	N East Carolina	52 61	
									220	H Saint Francis (PA)	88 91	
									242	H Campbell	60 66	
									259	A Winthrop	69 77	
									260	A Gardner-Webb	78 80	
									260	H Gardner-Webb	85 79	
									269	A Norfolk St.	42 74	
									285	H Wofford	72 101	
									309	H Wagner	60 86	
									316	H Charleston So.	74 81	
									335	A Presbyterian	66 81	
									340	A USC Upstate	67 72	
LAST 12 Division I GAMES:												
260	A	Gardner-Webb	78	80	94	H	Radford	34	68			
132	H	High Point	54	65	191	A	Hampton	40	66			
260	H	Gardner-Webb	85	79	316	H	Charleston So.	74	81			
242	H	Campbell	60	66	335	A	Presbyterian	66	81			
340	A	USC Upstate	67	72	259	A	Winthrop	69	77			
194	A	UNC Asheville	55	80	71	A	Virginia Tech	39	93			

Non-Div I Games:

Longwood

■ Loss,
 ■ Non-Conf,
 ■ S Site,
 ■ H Home
 ■ A Away
 N Neutral

Average RPI Win: 249	WON-LOST	WINNING	LAST 10	STRENGTH OF	OPP. STRENGTH	TEAM	ADJ.	CONF.	ADJ CONF.
Average RPI Loss: 136	RECORD	PCT. RANK	GAMES	SCHEDULE	OF SCHEDULE	RPI	RPI	RPI	RPI
DIV. I ONLY	6- 16	289	0- 1	104	192	252	252	12	12
DIV. I NON-CONF.	2- 8	293	0- 0	123	200	263	263	14	14
TOTALS	RPI 1-25	RPI 26-50	W-L RECORDS	RPI 51-100	RPI 101-150	RPI 150+			
6- 16	0- 1	0- 1	OVERALL	0- 5	1- 1	5- 8			
5- 5	0- 0	0- 0	HOME	0- 3	1- 0	4- 2			
1- 10	0- 1	0- 1	AWAY	0- 2	0- 1	1- 5			
0- 1	0- 0	0- 0	NEUTRAL	0- 0	0- 0	0- 1			
2- 8	0- 1	0- 1	NON-CONFERENCE	0- 2	0- 0	2- 4			
1- 3	0- 0	0- 0	HOME	0- 2	0- 0	1- 1			
1- 4	0- 1	0- 1	AWAY	0- 0	0- 0	1- 2			
0- 1	0- 0	0- 0	NEUTRAL	0- 0	0- 0	0- 1			
4- 8	0- 0	0- 0	CONFERENCE	0- 3	1- 1	3- 4			
4- 2	0- 0	0- 0	HOME	0- 1	1- 0	3- 1			
0- 6	0- 0	0- 0	AWAY	0- 2	0- 1	0- 3			
0- 0	0- 0	0- 0	NEUTRAL	0- 0	0- 0	0- 0			

RPI 1-25				RPI 26-50				RPI 51-100				RPI 101+				Team's RPI: 252	
RPI	S	Opponent	Score	RPI	S	Opponent	Score	RPI	S	Opponent	Score	RPI	S	Opponent	Score		
7	A	Mississippi St.	36 104	50	A	Auburn	59 71	55	H	LSU	54 76	110	A	South Alabama	60 83		
								59	H	Lamar University	77 79	141	H	Appalachian St.	73 55		
								60	A	Little Rock	48 62	155	A	Georgia St.	71 74		
								79	A	Troy	64 90	155	H	Georgia St.	57 54		
								88	H	UT Arlington	61 76	174	A	Arkansas St.	75 87		
												186	H	Coastal Caro.	58 76		
												188	H	Sam Houston St.	62 68		
												196	A	Ole Miss	57 79		
												219	A	UTRGV	60 75		
												267	N	A&M-Corpus Christi	63 64		
												285	H	Jackson St.	68 61		
												288	A	Ga. Southern	71 79		
												288	H	Ga. Southern	59 48		
												296	H	La.-Monroe	52 45		
												330	A	McNeese	70 59		
LAST 12 Division I GAMES:																	
155	A	Georgia St.	71 74	110	A	South Alabama	60 83										
288	A	Ga. Southern	71 79	296	H	La.-Monroe	52 45										
186	H	Coastal Caro.	58 76	288	H	Ga. Southern	59 48										
141	H	Appalachian St.	73 55	155	H	Georgia St.	57 54										
88	H	UT Arlington	61 76	60	A	Little Rock	48 62										
79	A	Troy	64 90	174	A	Arkansas St.	75 87										

Non-Div I Games: Dillard

69 **72**

Louisiana

■ Loss,
 ■ Non-Conf,
 ■ S Site,
 ■ H Home
 ■ A Away
 N Neutral

2019-2020				Through Games Of Feb. 11, 2019						
Average RPI Win:	211	WON-LOST	WINNING	LAST 10	STRENGTH OF	OPP. STRENGTH	TEAM	ADJ.	CONF.	ADJ CONF.
Average RPI Loss:	119	RECORD	PCT. RANK	GAMES	SCHEDULE	OF SCHEDULE	RPI	RPI	RPI	RPI
DIV. I ONLY	12- 11	156	1- 0	144	116	154	154	14	14	
DIV. I NON-CONF.	7- 5	132	1- 0	231	68	141	141	19	19	
TOTALS	RPI 1-25	RPI 26-50	W-L RECORDS	RPI 51-100	RPI 101-150	RPI 150+				
12- 11	0- 1	0- 1	OVERALL	0- 4	3- 1	9- 4				
7- 4	0- 0	0- 1	HOME	0- 2	1- 0	6- 1				
4- 6	0- 1	0- 0	AWAY	0- 1	1- 1	3- 3				
1- 1	0- 0	0- 0	NEUTRAL	0- 1	1- 0	0- 0				
7- 5	0- 1	0- 0	NON-CONFERENCE	0- 2	2- 0	5- 2				
3- 1	0- 0	0- 0	HOME	0- 1	1- 0	2- 0				
3- 3	0- 1	0- 0	AWAY	0- 0	0- 0	3- 2				
1- 1	0- 0	0- 0	NEUTRAL	0- 1	1- 0	0- 0				
5- 6	0- 0	0- 1	CONFERENCE	0- 2	1- 1	4- 2				
4- 3	0- 0	0- 1	HOME	0- 1	0- 0	4- 1				
1- 3	0- 0	0- 0	AWAY	0- 1	1- 1	0- 1				
0- 0	0- 0	0- 0	NEUTRAL	0- 0	0- 0	0- 0				

RPI 1-25					
RPI	S	Opponent	Score		
18	A	Arizona St.	44	80	
RPI 26-50					
RPI	S	Opponent	Score		
31	H	Rice	51	61	
RPI 51-100					
RPI	S	Opponent	Score		
56	A	Middle Tenn.	38	75	
60	H	Little Rock	58	69	
63	N	Missouri St.	70	82	
69	H	Old Dominion	59	70	
RPI 101+					
RPI	S	Opponent	Score		
101	H	Houston	100	88	
125	A	UAB	73	68	
128	A	Western Ky.	76	81	
131	N	Alabama	79	62	
153	H	Charlotte	88	51	
172	H	North Texas	54	65	
174	A	Arkansas St.	80	70	
192	H	Southern Miss.	106	85	
196	H	Ole Miss	80	71	
226	A	Marshall	88	90	
230	A	Memphis	66	50	
237	A	UMKC	70	80	
246	A	Wichita St.	56	70	
275	H	Southeastern La.	72	53	
294	H	Fla. Atlantic	86	55	
325	H	FIU	90	72	
330	A	McNeese	89	48	
Team's RPI: 154					
LAST 12 Division I GAMES:					
131	N	Alabama	79	62	
192	H	Southern Miss.	106	85	
325	H	FIU	90	72	
294	H	Fla. Atlantic	86	55	
128	A	Western Ky.	76	81	
226	A	Marshall	88	90	
153	H	Charlotte	88	51	
69	H	Old Dominion	59	70	
56	A	Middle Tenn.	38	75	
125	A	UAB	73	68	
31	H	Rice	51	61	
172	H	North Texas	54	65	

Non-Div I Games: LSU-Alexandria 112 70

Louisiana Tech

■ Loss, ■ Non-Conf, S Site, H Home A Away N Neutral

Average RPI Win:	88	WON-LOST	WINNING	LAST 10	STRENGTH OF	OPP. STRENGTH	TEAM	ADJ.	CONF.	ADJ CONF.
Average RPI Loss:	1	RECORD	PCT. RANK	GAMES	SCHEDULE	OF SCHEDULE	RPI	RPI	RPI	RPI
DIV. I ONLY	23- 1	1	1- 0	9	1	3	3	1	1	
DIV. I NON-CONF.	13- 0	1	0- 0	18	37	3	3	1	1	
TOTALS	RPI 1-25	RPI 26-50	W-L RECORDS	RPI 51-100	RPI 101-150	RPI 150+				
23- 1	5- 1	3- 0	OVERALL	7- 0	6- 0	2- 0				
12- 0	3- 0	2- 0	HOME	3- 0	2- 0	2- 0				
9- 1	1- 1	1- 0	AWAY	4- 0	3- 0	0- 0				
2- 0	1- 0	0- 0	NEUTRAL	0- 0	1- 0	0- 0				
13- 0	2- 0	2- 0	NON-CONFERENCE	3- 0	4- 0	2- 0				
7- 0	1- 0	1- 0	HOME	2- 0	1- 0	2- 0				
4- 0	0- 0	1- 0	AWAY	1- 0	2- 0	0- 0				
2- 0	1- 0	0- 0	NEUTRAL	0- 0	1- 0	0- 0				
10- 1	3- 1	1- 0	CONFERENCE	4- 0	2- 0	0- 0				
5- 0	2- 0	1- 0	HOME	1- 0	1- 0	0- 0				
5- 1	1- 1	0- 0	AWAY	3- 0	1- 0	0- 0				
0- 0	0- 0	0- 0	NEUTRAL	0- 0	0- 0	0- 0				

RPI	S	Opponent	Score	RPI	S	Opponent	Score	RPI	S	Opponent	Score	RPI	S	Opponent	Score
1	A	Notre Dame	68 82	26	H	Kentucky	80 75	58	A	Clemson	76 44	107	N	Hartford	86 69
6	H	UConn	78 69	27	A	Central Mich.	72 68	62	H	Miami (OH)	95 73	119	A	Wake Forest	73 49
9	H	Syracuse	76 51	42	H	Georgia Tech	61 44	65	A	Boise St.	74 55	127	H	Pittsburgh	70 42
16	A	Florida St.	68 49					71	A	Virginia Tech	72 63	128	A	Western Ky.	102 80
18	N	Arizona St.	58 56					74	A	Duke	73 51	134	H	UT Martin	102 62
24	H	North Carolina	73 66					96	H	Virginia	91 43	142	A	Chattanooga	75 49
								97	H	Nebraska	85 68	279	H	Northern Ky.	92 59
												290	H	Tennessee St.	107 52
LAST 12 Division I GAMES:															
71	A	Virginia Tech	72 63	119	A	Wake Forest	73 49								
9	H	Syracuse	76 51	96	H	Virginia	91 43								
58	A	Clemson	76 44	42	H	Georgia Tech	61 44								
6	H	UConn	78 69	1	A	Notre Dame	68 82								
127	H	Pittsburgh	70 42	74	A	Duke	73 51								
16	A	Florida St.	68 49	24	H	North Carolina	73 66								

Non-Div I Games:

Louisville

■ Loss,
 ■ Non-Conf, S Site,
 ■ Home
 ■ Away
 N Neutral

Average RPI Win:	288	WON-LOST	WINNING	LAST 10	STRENGTH OF	OPP. STRENGTH	TEAM	ADJ.	CONF.	ADJ CONF.
Average RPI Loss:	106	RECORD	PCT. RANK	GAMES	SCHEDULE	OF SCHEDULE	RPI	RPI	RPI	RPI
DIV. I ONLY	10- 12	196	0- 1	253	197	250	250	13	13	
DIV. I NON-CONF.	6- 5	143	0- 0	340	304	276	276	15	15	
TOTALS	RPI 1-25	RPI 26-50	W-L RECORDS	RPI 51-100	RPI 101-150	RPI 150+				
10- 12	0- 2	0- 1	OVERALL	0- 4	0- 1	10- 4				
8- 5	0- 1	0- 1	HOME	0- 1	0- 0	8- 2				
2- 7	0- 1	0- 0	AWAY	0- 3	0- 1	2- 2				
0- 0	0- 0	0- 0	NEUTRAL	0- 0	0- 0	0- 0				
6- 5	0- 0	0- 1	NON-CONFERENCE	0- 1	0- 1	6- 2				
4- 2	0- 0	0- 1	HOME	0- 0	0- 0	4- 1				
2- 3	0- 0	0- 0	AWAY	0- 1	0- 1	2- 1				
0- 0	0- 0	0- 0	NEUTRAL	0- 0	0- 0	0- 0				
4- 7	0- 2	0- 0	CONFERENCE	0- 3	0- 0	4- 2				
4- 3	0- 1	0- 0	HOME	0- 1	0- 0	4- 1				
0- 4	0- 1	0- 0	AWAY	0- 2	0- 0	0- 1				
0- 0	0- 0	0- 0	NEUTRAL	0- 0	0- 0	0- 0				

RPI 1-25				RPI 26-50				RPI 51-100				RPI 101+ Team's RPI: 250			
RPI	S	Opponent	Score	RPI	S	Opponent	Score	RPI	S	Opponent	Score	RPI	S	Opponent	Score
22	A	Drake	60 69	34	H	DePaul	76 102	52	A	Purdue	41 65	126	A	Youngstown St.	63 74
22	H	Drake	55 83					63	A	Missouri St.	49 84	156	H	Bradley	56 69
								83	A	UNI	52 64	160	A	Southern Ill.	63 74
								83	H	UNI	65 71	173	H	Indiana St.	56 54
												190	H	Illinois St.	62 59
												231	A	Bowling Green	74 88
												237	H	UMKC	74 88
												256	H	SIUE	56 43
												283	A	Western Mich.	64 53
												292	H	Valparaiso	80 54
												329	A	UIC	75 60
												334	H	Purdue Fort Wayne	81 67
												336	H	Evansville	61 56
												338	H	Detroit Mercy	52 43
												348	H	Chicago St.	76 40
LAST 12 Division I GAMES:															
22	H	Drake	55 83	173	H	Indiana St.	56 54								
83	H	UNI	65 71	336	H	Evansville	61 56								
156	H	Bradley	56 69	83	A	UNI	52 64								
190	H	Illinois St.	62 59	22	A	Drake	60 69								
160	A	Southern Ill.	63 74	292	H	Valparaiso	80 54								
63	A	Missouri St.	49 84	34	H	DePaul	76 102								

Non-Div I Games:

Loyola Chicago

■ Loss,
 ■ Non-Conf, S Site,
 ■ Home
 ■ Away
 N Neutral

Loyola Maryland

Through Games Of Feb. 11, 2019

Average RPI Win:	275	WON-LOST	WINNING	LAST 10	STRENGTH OF	OPP. STRENGTH	TEAM	ADJ.	CONF.	ADJ CONF.
Average RPI Loss:	173	RECORD	PCT. RANK	GAMES	SCHEDULE	OF SCHEDULE	RPI	RPI	RPI	RPI
DIV. I ONLY	3- 19	333	0- 1	156	273	308	308	19	19	
DIV. I NON-CONF.	1- 10	330	0- 1	152	259	300	300	22	22	
TOTALS	RPI 1-25	RPI 26-50	W-L RECORDS	RPI 51-100	RPI 101-150	RPI 150+				
3- 19	0- 1	0- 1	OVERALL	0- 2	0- 3	3- 12				
2- 7	0- 0	0- 1	HOME	0- 0	0- 1	2- 5				
1- 11	0- 1	0- 0	AWAY	0- 2	0- 1	1- 7				
0- 1	0- 0	0- 0	NEUTRAL	0- 0	0- 1	0- 0				
1- 10	0- 1	0- 0	NON-CONFERENCE	0- 1	0- 2	1- 6				
0- 3	0- 0	0- 0	HOME	0- 0	0- 0	0- 3				
1- 6	0- 1	0- 0	AWAY	0- 1	0- 1	1- 3				
0- 1	0- 0	0- 0	NEUTRAL	0- 0	0- 1	0- 0				
2- 9	0- 0	0- 1	CONFERENCE	0- 1	0- 1	2- 6				
2- 4	0- 0	0- 1	HOME	0- 0	0- 1	2- 2				
0- 5	0- 0	0- 0	AWAY	0- 1	0- 0	0- 4				
0- 0	0- 0	0- 0	NEUTRAL	0- 0	0- 0	0- 0				

RPI 1-25			RPI 26-50			RPI 51-100			RPI 101+			Team's RPI: 308
RPI	S	Opponent	Score	RPI	S	Opponent	Score	RPI	S	Opponent	Score	
17	A	Maryland	48 83	46	H	Bucknell	57 75	92	A	Georgetown	30 45	105 N Boston College 47 73
								95	A	American	38 82	116 A Towson 57 62
												143 H Boston U. 62 64
												151 A Lehigh 42 51
												163 H William & Mary 49 65
												200 A Dartmouth 41 54
												203 H Navy 46 58
												206 A George Mason 38 70
												208 A Holy Cross 60 78
												208 H Holy Cross 48 58
												213 A Monmouth 75 67
												247 A Colgate 64 73
												253 A Saint Joseph's 46 49
												261 H St. Francis Brooklyn 70 75
												265 H Mt. St. Mary's 67 77
												300 A Army West Point 57 69
												300 H Army West Point 70 51
												311 H Lafayette 62 50
LAST 12 Division I GAMES:												
253	A	Saint Joseph's	46 49	311	H	Lafayette	62 50					
208	H	Holy Cross	48 58	95	A	American	38 82					
300	H	Army West Point	70 51	208	A	Holy Cross	60 78					
151	A	Lehigh	42 51	143	H	Boston U.	62 64					
247	A	Colgate	64 73	300	A	Army West Point	57 69					
46	H	Bucknell	57 75	203	H	Navy	46 58					

Non-Div I Games:

Loyola Maryland

Loss, Non-Conf, S Site, H Home A Away N Neutral

Average RPI Win:	173	WON-LOST	WINNING	LAST 10	STRENGTH OF	OPP. STRENGTH	TEAM	ADJ.	CONF.	ADJ CONF.
Average RPI Loss:	110	RECORD	PCT. RANK	GAMES	SCHEDULE	OF SCHEDULE	RPI	RPI	RPI	RPI
DIV. I ONLY	15- 10	119	1- 0	89	113	99	99	8	8	
DIV. I NON-CONF.	7- 5	132	1- 0	96	204	105	105	7	7	
TOTALS	RPI 1-25	RPI 26-50	W-L RECORDS	RPI 51-100	RPI 101-150	RPI 150+				
15- 10	0- 1	2- 4	OVERALL	3- 0	0- 1	10- 4				
8- 3	0- 1	2- 0	HOME	1- 0	0- 0	5- 2				
7- 4	0- 0	0- 2	AWAY	2- 0	0- 1	5- 1				
0- 3	0- 0	0- 2	NEUTRAL	0- 0	0- 0	0- 1				
7- 5	0- 0	1- 2	NON-CONFERENCE	2- 0	0- 0	4- 3				
4- 1	0- 0	1- 0	HOME	1- 0	0- 0	2- 1				
3- 1	0- 0	0- 0	AWAY	1- 0	0- 0	2- 1				
0- 3	0- 0	0- 2	NEUTRAL	0- 0	0- 0	0- 1				
8- 5	0- 1	1- 2	CONFERENCE	1- 0	0- 1	6- 1				
4- 2	0- 1	1- 0	HOME	0- 0	0- 0	3- 1				
4- 3	0- 0	0- 2	AWAY	1- 0	0- 1	3- 0				
0- 0	0- 0	0- 0	NEUTRAL	0- 0	0- 0	0- 0				

RPI 1-25				RPI 26-50				RPI 51-100 Team's RPI: 99				RPI 101+			
RPI	S	Opponent	Score	RPI	S	Opponent	Score	RPI	S	Opponent	Score	RPI	S	Opponent	Score
13	H	Gonzaga	53 78	37	H	UCLA	69 63	80	A	Arizona	66 64	124	A	Pepperdine	86 95
				38	A	BYU	44 55	81	A	Pacific	72 67	158	A	CSUN	72 53
				38	H	BYU	61 58	91	H	UC Davis	60 53	161	H	Portland	76 58
				39	N	South Dakota	40 67					169	A	Denver	75 104
				40	N	Indiana	43 67					183	A	Santa Clara	69 60
				45	A	Saint Mary's (CA)	62 86					183	H	Santa Clara	75 83
LAST 12 Division I GAMES:															
				217	H	Robert Morris	61 53	81	A	Pacific	72 67	212	N	Grambling	61 62
				241	A	San Francisco	73 66	124	A	Pepperdine	86 95	217	H	Robert Morris	61 53
				183	A	Santa Clara	69 60	183	H	Santa Clara	75 83	235	H	Northern Ariz.	62 63
				257	H	San Diego	83 57	241	H	San Francisco	66 58	241	A	San Francisco	66 58
				38	H	BYU	61 58	38	A	BYU	44 55	257	A	San Diego	69 52
				45	A	Saint Mary's (CA)	62 86	257	A	San Diego	69 52	257	H	San Diego	83 57
												258	H	Long Beach St.	71 62
												293	A	UC Santa Barbara	70 57

Non-Div I Games:

Loyola Marymount

■ Loss,
 ■ Non-Conf,
 ■ S Site,
 ■ H Home
 ■ A Away
 N Neutral

Average RPI Win:	222	WON-LOST	WINNING	LAST 10	STRENGTH OF	OPP. STRENGTH	TEAM	ADJ.	CONF.	ADJ CONF.
Average RPI Loss:	87	RECORD	PCT. RANK	GAMES	SCHEDULE	OF SCHEDULE	RPI	RPI	RPI	RPI
DIV. I ONLY	17- 7	69	0- 1	151	182	75	75	23	23	
DIV. I NON-CONF.	7- 6	153	0- 1	36	70	52	52	25	25	
TOTALS	RPI 1-25	RPI 26-50	W-L RECORDS	RPI 51-100	RPI 101-150	RPI 150+				
17- 7	1- 1	0- 0	OVERALL	3- 3	0- 3	13- 0				
8- 1	0- 0	0- 0	HOME	1- 1	0- 0	7- 0				
7- 5	1- 1	0- 0	AWAY	1- 2	0- 2	5- 0				
2- 1	0- 0	0- 0	NEUTRAL	1- 0	0- 1	1- 0				
7- 6	1- 1	0- 0	NON-CONFERENCE	3- 3	0- 2	3- 0				
2- 1	0- 0	0- 0	HOME	1- 1	0- 0	1- 0				
3- 4	1- 1	0- 0	AWAY	1- 2	0- 1	1- 0				
2- 1	0- 0	0- 0	NEUTRAL	1- 0	0- 1	1- 0				
10- 1	0- 0	0- 0	CONFERENCE	0- 0	0- 1	10- 0				
6- 0	0- 0	0- 0	HOME	0- 0	0- 0	6- 0				
4- 1	0- 0	0- 0	AWAY	0- 0	0- 1	4- 0				
0- 0	0- 0	0- 0	NEUTRAL	0- 0	0- 0	0- 0				

RPI 1-25				RPI 26-50				RPI 51-100 Team's RPI: 75				RPI 101+			
RPI	S	Opponent	Score	RPI	S	Opponent	Score	RPI	S	Opponent	Score	RPI	S	Opponent	Score
12	A	NC State	46 84					67	A	Green Bay	39 70	107	A	Hartford	46 49
24	A	North Carolina	85 73					72	N	Penn	47 46	129	A	Fordham	64 72
								74	H	Duke	63 66	142	N	Chattanooga	61 66
								78	A	Northeastern	55 63	159	A	Stony Brook	68 54
								84	A	Harvard	67 60	218	N	N.C. A&T	58 52
								87	H	Toledo	73 59	227	H	Brown	102 96
												240	H	Albany (NY)	76 65
												265	H	Binghamton	95 66
												276	A	Vermont	63 51
												276	H	Vermont	66 45
												301	A	UMBC	58 45
												301	H	UMBC	84 44
												307	A	Bryant	74 57
												312	A	New Hampshire	69 45
												312	H	New Hampshire	67 46
												321	H	UMass Lowell	79 45
LAST 12 Division I GAMES:															
142	N	Chattanooga	61 66	159	A	Stony Brook	68 54								
301	A	UMBC	58 45	107	A	Hartford	46 49								
276	H	Vermont	66 45	240	H	Albany (NY)	76 65								
312	A	New Hampshire	69 45	276	A	Vermont	63 51								
321	H	UMass Lowell	79 45	301	H	UMBC	84 44								
265	H	Binghamton	95 66	312	H	New Hampshire	67 46								

Non-Div I Games:

Maine

Average RPI Win:	293	WON-LOST	WINNING	LAST 10	STRENGTH OF	OPP. STRENGTH	TEAM	ADJ.	CONF.	ADJ CONF.
Average RPI Loss:	205	RECORD	PCT. RANK	GAMES	SCHEDULE	OF SCHEDULE	RPI	RPI	RPI	RPI
DIV. I ONLY	7- 15	268	1- 0	245	347	304	304	26	26	
DIV. I NON-CONF.	2- 9	297	0- 0	186	350	331	331	28	28	
TOTALS	RPI 1-25	RPI 26-50	W-L RECORDS	RPI 51-100	RPI 101-150	RPI 150+				
7- 15	0- 0	0- 0	OVERALL	0- 2	1- 2	6- 11				
5- 8	0- 0	0- 0	HOME	0- 2	0- 1	5- 5				
2- 7	0- 0	0- 0	AWAY	0- 0	1- 1	1- 6				
0- 0	0- 0	0- 0	NEUTRAL	0- 0	0- 0	0- 0				
2- 9	0- 0	0- 0	NON-CONFERENCE	0- 2	0- 1	2- 6				
2- 5	0- 0	0- 0	HOME	0- 2	0- 0	2- 3				
0- 4	0- 0	0- 0	AWAY	0- 0	0- 1	0- 3				
0- 0	0- 0	0- 0	NEUTRAL	0- 0	0- 0	0- 0				
5- 6	0- 0	0- 0	CONFERENCE	0- 0	1- 1	4- 5				
3- 3	0- 0	0- 0	HOME	0- 0	0- 1	3- 2				
2- 3	0- 0	0- 0	AWAY	0- 0	1- 0	1- 3				
0- 0	0- 0	0- 0	NEUTRAL	0- 0	0- 0	0- 0				

RPI 1-25				RPI 26-50				RPI 51-100				RPI 101+				Team's RPI: 304	
RPI	S	Opponent	Score	RPI	S	Opponent	Score	RPI	S	Opponent	Score	RPI	S	Opponent	Score		
								76	H	Wright St.	44	60	129	A	Fordham	61	65
								77	H	Drexel	39	53	147	A	Marist	69	51
													147	H	Marist	51	62
													159	H	Stony Brook	48	79
													176	H	Rider	63	73
													208	A	Holy Cross	53	61
													224	H	Sacred Heart	46	74
													238	A	Niagara	51	61
													238	H	Niagara	54	58
													240	A	Albany (NY)	54	60
													261	A	St. Francis Brooklyn	65	73
													278	A	Siena	56	62
													278	H	Siena	52	48
													280	A	Canisius	44	47
													306	H	Fairfield	47	41
													311	H	Lafayette	60	49
													328	A	Saint Peter's	62	44
													331	H	Iona	55	33
													338	H	Detroit Mercy	56	58
													351	H	LIU Brooklyn	61	46
LAST 12 Division I GAMES:																	
328	A	Saint Peter's	62	44	176	H	Rider	63	73								
147	H	Marist	51	62	331	H	Iona	55	33								
278	H	Siena	52	48	278	A	Siena	56	62								
306	H	Fairfield	47	41	238	A	Niagara	51	61								
147	A	Marist	69	51	280	A	Canisius	44	47								
238	H	Niagara	54	58	208	A	Holy Cross	53	61								

Non-Div I Games:

Manhattan

Average RPI Win: 238	WON-LOST	WINNING	LAST 10	STRENGTH OF	OPP. STRENGTH	TEAM	ADJ.	CONF.	ADJ CONF.
Average RPI Loss: 145	RECORD	PCT. RANK	GAMES	SCHEDULE	OF SCHEDULE	RPI	RPI	RPI	RPI
DIV. I ONLY	17- 8	78	0- 1	261	223	147	147	26	26
DIV. I NON-CONF.	8- 4	91	0- 0	185	120	98	98	28	28
TOTALS	RPI 1-25	RPI 26-50	W-L RECORDS	RPI 51-100	RPI 101-150	RPI 150+			
17- 8	0- 0	0- 0	OVERALL	1- 4	1- 0	15- 4			
6- 4	0- 0	0- 0	HOME	1- 1	1- 0	4- 3			
9- 3	0- 0	0- 0	AWAY	0- 2	0- 0	9- 1			
2- 1	0- 0	0- 0	NEUTRAL	0- 1	0- 0	2- 0			
8- 4	0- 0	0- 0	NON-CONFERENCE	1- 3	1- 0	6- 1			
3- 1	0- 0	0- 0	HOME	1- 0	1- 0	1- 1			
3- 2	0- 0	0- 0	AWAY	0- 2	0- 0	3- 0			
2- 1	0- 0	0- 0	NEUTRAL	0- 1	0- 0	2- 0			
9- 4	0- 0	0- 0	CONFERENCE	0- 1	0- 0	9- 3			
3- 3	0- 0	0- 0	HOME	0- 1	0- 0	3- 2			
6- 1	0- 0	0- 0	AWAY	0- 0	0- 0	6- 1			
0- 0	0- 0	0- 0	NEUTRAL	0- 0	0- 0	0- 0			

RPI S	Opponent	Score	RPI S	Opponent	Score	RPI S	Opponent	Score	RPI S	Opponent	Score	Team's RPI: 147
						66	H Quinnipiac	69 76	143	H Boston U.	68 57	
						74	A Duke	56 64	170	H Temple	74 68	
						76	N Wright St.	60 76	176	A Rider	64 70	
						78	H Northeastern	90 84	176	H Rider	58 68	
						93	A Princeton	57 60	189	A Elon	61 57	
									197	H Massachusetts	55 70	
									203	A Navy	72 48	
									213	H Monmouth	69 45	
									214	N Stetson	76 69	
									238	A Niagara	87 58	
									240	A Albany (NY)	74 56	
									254	N Hofstra	71 57	
									278	A Siena	73 58	
									278	H Siena	88 59	
									280	A Canisius	71 66	
									304	A Manhattan	62 51	
									304	H Manhattan	51 69	
									306	A Fairfield	56 46	
									328	A Saint Peter's	62 42	
									331	H Iona	76 36	
LAST 12 Division I GAMES:												
176	A Rider	64 70	331	H Iona	76 36							
304	A Manhattan	62 51	278	H Siena	88 59							
278	A Siena	73 58	213	H Monmouth	69 45							
176	H Rider	58 68	306	A Fairfield	56 46							
304	H Manhattan	51 69	66	H Quinnipiac	69 76							
328	A Saint Peter's	62 42	280	A Canisius	71 66							

Non-Div I Games:

Marist

■ Loss,
 ■ Non-Conf,
 ■ S Site,
 ■ H Home
 ■ A Away
 N Neutral

Average RPI Win:	108	WON-LOST	WINNING	LAST 10	STRENGTH OF	OPP. STRENGTH	TEAM	ADJ.	CONF.	ADJ CONF.
Average RPI Loss:	10	RECORD	PCT. RANK	GAMES	SCHEDULE	OF SCHEDULE	RPI	RPI	RPI	RPI
DIV. I ONLY	21- 3	11	1- 0	18	24	8	8	6	6	
DIV. I NON-CONF.	9- 3	61	1- 0	24	14	19	19	4	4	
TOTALS	RPI 1-25	RPI 26-50	W-L RECORDS	RPI 51-100	RPI 101-150	RPI 150+				
21- 3	0- 3	6- 0	OVERALL	6- 0	5- 0	4- 0				
14- 1	0- 1	3- 0	HOME	4- 0	5- 0	2- 0				
7- 2	0- 2	3- 0	AWAY	2- 0	0- 0	2- 0				
0- 0	0- 0	0- 0	NEUTRAL	0- 0	0- 0	0- 0				
9- 3	0- 3	1- 0	NON-CONFERENCE	4- 0	1- 0	3- 0				
7- 1	0- 1	1- 0	HOME	3- 0	1- 0	2- 0				
2- 2	0- 2	0- 0	AWAY	1- 0	0- 0	1- 0				
0- 0	0- 0	0- 0	NEUTRAL	0- 0	0- 0	0- 0				
12- 0	0- 0	5- 0	CONFERENCE	2- 0	4- 0	1- 0				
7- 0	0- 0	2- 0	HOME	1- 0	4- 0	0- 0				
5- 0	0- 0	3- 0	AWAY	1- 0	0- 0	1- 0				
0- 0	0- 0	0- 0	NEUTRAL	0- 0	0- 0	0- 0				

RPI 1-25				Team's RPI: 8		RPI 26-50				RPI 51-100				RPI 101+			
RPI	S	Opponent	Score	RPI	S	Opponent	Score	RPI	S	Opponent	Score	RPI	S	Opponent	Score		
1	H	Notre Dame	63 87	28	H	South Dakota St.	91 52	57	H	Michigan	85 74	109	H	St. John's (NY)	83 73		
7	A	Mississippi St.	82 87	34	A	DePaul	93 87	67	H	Green Bay	80 54	115	H	Creighton	85 67		
23	A	Miami (FL)	55 63	34	H	DePaul	96 63	83	H	UNI	102 61	117	H	Providence	85 46		
				41	A	Villanova	91 55	90	A	Northwestern	76 57	120	H	Seton Hall	96 60		
				41	H	Villanova	93 55	92	A	Georgetown	72 62	138	H	Montana St.	100 52		
				44	A	Butler	87 58	92	H	Georgetown	59 52	171	A	Xavier	90 44		
												193	A	Milwaukee	83 74		
												265	H	Binghamton	93 40		
												329	H	UIC	96 32		
LAST 12 Division I GAMES:																	
83	H	UNI	102 61	171	A	Xavier	90 44										
23	A	Miami (FL)	55 63	109	H	St. John's (NY)	83 73										
41	H	Villanova	93 55	120	H	Seton Hall	96 60										
92	H	Georgetown	59 52	92	A	Georgetown	72 62										
34	A	DePaul	93 87	41	A	Villanova	91 55										
44	A	Butler	87 58	34	H	DePaul	96 63										

Non-Div I Games:

Marquette

Average RPI Win:	254	WON-LOST	WINNING	LAST 10	STRENGTH OF	OPP. STRENGTH	TEAM	ADJ.	CONF.	ADJ CONF.
Average RPI Loss:	142	RECORD	PCT. RANK	GAMES	SCHEDULE	OF SCHEDULE	RPI	RPI	RPI	RPI
DIV. I ONLY	13- 10	138	0- 1	324	133	226	226	14	14	
DIV. I NON-CONF.	5- 7	206	0- 0	344	179	329	329	19	19	
TOTALS	RPI 1-25	RPI 26-50	W-L RECORDS	RPI 51-100	RPI 101-150	RPI 150+				
13- 10	0- 0	0- 1	OVERALL	1- 1	0- 3	12- 5				
9- 4	0- 0	0- 1	HOME	1- 0	0- 1	8- 2				
4- 6	0- 0	0- 0	AWAY	0- 1	0- 2	4- 3				
0- 0	0- 0	0- 0	NEUTRAL	0- 0	0- 0	0- 0				
5- 7	0- 0	0- 0	NON-CONFERENCE	0- 1	0- 2	5- 4				
5- 2	0- 0	0- 0	HOME	0- 0	0- 1	5- 1				
0- 5	0- 0	0- 0	AWAY	0- 1	0- 1	0- 3				
0- 0	0- 0	0- 0	NEUTRAL	0- 0	0- 0	0- 0				
8- 3	0- 0	0- 1	CONFERENCE	1- 0	0- 1	7- 1				
4- 2	0- 0	0- 1	HOME	1- 0	0- 0	3- 1				
4- 1	0- 0	0- 0	AWAY	0- 0	0- 1	4- 0				
0- 0	0- 0	0- 0	NEUTRAL	0- 0	0- 0	0- 0				

RPI S	Opponent	Score	RPI S	Opponent	Score	RPI S	Opponent	Score	RPI S	Opponent	Score	Team's RPI: 226
			31	H Rice	67 79	58	A Clemson	54 68	116	H Towson	69 76	
						69	H Old Dominion	57 48	128	A Western Ky.	55 85	
									141	A Appalachian St.	52 74	
									153	H Charlotte	63 62	
									154	H Louisiana Tech	90 88	
									160	A Southern Ill.	49 58	
									172	H North Texas	67 55	
									173	H Indiana St.	53 62	
									185	A Wisconsin	49 67	
									192	H Southern Miss.	52 64	
									231	A Bowling Green	76 99	
									264	A UTEP	63 60	
									270	H Cleveland St.	86 64	
									290	H Tennessee St.	80 59	
									294	A Fla. Atlantic	72 67	
									297	A UTSA	79 72	
									325	A FIU	86 58	
									326	H Coppin St.	88 67	
									336	H Evansville	72 65	
									346	H Delaware St.	75 63	
LAST 12 Division I GAMES:												
			31	H Rice	67 79	325	A FIU	86 58				
			172	H North Texas	67 55	294	A Fla. Atlantic	72 67				
			297	A UTSA	79 72	128	A Western Ky.	55 85				
			264	A UTEP	63 60	153	H Charlotte	63 62				
			192	H Southern Miss.	52 64	69	H Old Dominion	57 48				
			154	H Louisiana Tech	90 88	346	H Delaware St.	75 63				

Non-Div I Games: Bluefield St. 82 29

Marshall

Average RPI Win: 139		WON-LOST	WINNING	LAST 10	STRENGTH OF	OPP. STRENGTH	TEAM	ADJ.	CONF.	ADJ CONF.
Average RPI Loss: 20		RECORD	PCT. RANK	GAMES	SCHEDULE	OF SCHEDULE	RPI	RPI	RPI	RPI
DIV. I ONLY		22- 2	5	1- 0	102	28	17	17	4	4
DIV. I NON-CONF.		11- 0	1	0- 0	229	73	25	25	6	6
TOTALS		RPI 1-25	RPI 26-50		W-L RECORDS		RPI 51-100	RPI 101-150	RPI 150+	
22- 2	2- 2	3- 0		OVERALL		3- 0	6- 0	8- 0		
11- 1	0- 1	2- 0		HOME		2- 0	3- 0	4- 0		
9- 1	2- 1	1- 0		AWAY		1- 0	2- 0	3- 0		
2- 0	0- 0	0- 0		NEUTRAL		0- 0	1- 0	1- 0		
11- 0	1- 0	2- 0		NON-CONFERENCE		0- 0	2- 0	6- 0		
6- 0	0- 0	2- 0		HOME		0- 0	1- 0	3- 0		
3- 0	1- 0	0- 0		AWAY		0- 0	0- 0	2- 0		
2- 0	0- 0	0- 0		NEUTRAL		0- 0	1- 0	1- 0		
11- 2	1- 2	1- 0		CONFERENCE		3- 0	4- 0	2- 0		
5- 1	0- 1	0- 0		HOME		2- 0	2- 0	1- 0		
6- 1	1- 1	1- 0		AWAY		1- 0	2- 0	1- 0		
0- 0	0- 0	0- 0		NEUTRAL		0- 0	0- 0	0- 0		

RPI 1-25				Team's RPI: 17		RPI 26-50				RPI 51-100				RPI 101+			
RPI	S	Opponent	Score	RPI	S	Opponent	Score	RPI	S	Opponent	Score	RPI	S	Opponent	Score		
15	A	South Carolina	85 61	35	H	James Madison	87 63	57	H	Michigan	83 69	104	N	Georgia	58 51		
19	A	Rutgers	62 48	40	A	Indiana	76 56	90	H	Northwestern	72 57	108	A	Ohio St.	70 57		
19	H	Rutgers	65 73	42	H	Georgia Tech	67 54	97	A	Nebraska	81 63	108	H	Ohio St.	75 69		
20	A	Michigan St.	60 77									114	H	Dayton	82 71		
												133	A	Penn St.	77 61		
												133	H	Penn St.	79 67		
												152	A	Delaware	77 53		
												185	H	Wisconsin	75 57		
												187	A	Illinois	80 66		
												207	A	George Washington	69 30		
												295	N	Morgan St.	68 44		
												301	H	UMBC	92 61		
												308	H	Loyola Maryland	83 48		
												326	H	Coppin St.	93 36		
LAST 12 Division I GAMES:																	
				19	A	Rutgers	62 48	133	H	Penn St.	79 67						
				90	H	Northwestern	72 57	20	A	Michigan St.	60 77						
				187	A	Illinois	80 66	57	H	Michigan	83 69						
				185	H	Wisconsin	75 57	97	A	Nebraska	81 63						
				40	A	Indiana	76 56	108	H	Ohio St.	75 69						
				108	A	Ohio St.	70 57	19	H	Rutgers	65 73						

Non-Div I Games:

Maryland

Loss, Non-Conf, S Site, H Home A Away N Neutral

Massachusetts

Through Games Of Feb. 11, 2019

Average RPI Win:	222	WON-LOST	WINNING	LAST 10	STRENGTH OF	OPP. STRENGTH	TEAM	ADJ.	CONF.	ADJ CONF.
Average RPI Loss:	178	RECORD	PCT. RANK	GAMES	SCHEDULE	OF SCHEDULE	RPI	RPI	RPI	RPI
DIV. I ONLY	13- 11	150	1- 0	249	248	197	197	17	17	
DIV. I NON-CONF.	8- 6	138	0- 0	245	315	199	199	16	16	
TOTALS	RPI 1-25	RPI 26-50	W-L RECORDS	RPI 51-100	RPI 101-150	RPI 150+				
13- 11	0- 0	0- 1	OVERALL	0- 1	4- 3	9- 6				
8- 4	0- 0	0- 0	HOME	0- 0	2- 0	6- 4				
4- 6	0- 0	0- 0	AWAY	0- 1	2- 3	2- 2				
1- 1	0- 0	0- 1	NEUTRAL	0- 0	0- 0	1- 0				
8- 6	0- 0	0- 1	NON-CONFERENCE	0- 1	2- 1	6- 3				
5- 2	0- 0	0- 0	HOME	0- 0	1- 0	4- 2				
2- 3	0- 0	0- 0	AWAY	0- 1	1- 1	1- 1				
1- 1	0- 0	0- 1	NEUTRAL	0- 0	0- 0	1- 0				
5- 5	0- 0	0- 0	CONFERENCE	0- 0	2- 2	3- 3				
3- 2	0- 0	0- 0	HOME	0- 0	1- 0	2- 2				
2- 3	0- 0	0- 0	AWAY	0- 0	1- 2	1- 1				
0- 0	0- 0	0- 0	NEUTRAL	0- 0	0- 0	0- 0				

RPI 1-25				RPI 26-50				RPI 51-100				RPI 101+				Team's RPI: 197
RPI	S	Opponent	Score	RPI	S	Opponent	Score	RPI	S	Opponent	Score	RPI	S	Opponent	Score	
				46	N	Bucknell	58 77	78	A	Northeastern	52 53	111	A	VCU	48 52	
												114	A	Dayton	47 75	
												116	A	Towson	53 78	
												143	H	Boston U.	66 55	
												147	A	Marist	70 55	
												148	A	Davidson	70 58	
												150	H	Duquesne	69 66	
												195	H	Saint Louis	70 66	
												206	H	George Mason	52 70	
												211	H	St. Bonaventure	63 64	
												219	H	UTRGV	74 70	
												224	H	Sacred Heart	78 61	
												225	H	North Dakota	52 59	
												227	A	Brown	90 61	
												228	H	Rhode Island	56 34	
												255	A	Richmond	58 62	
												278	A	Siena	59 64	
												284	A	La Salle	74 60	
												299	H	Central Conn. St.	74 59	
												306	N	Fairfield	59 49	
												319	H	Incarinate Word	71 59	
												321	H	UMass Lowell	59 62	
LAST 12 Division I GAMES:																
				228	H	Rhode Island	56 34	206	H	George Mason	52 70					
				150	H	Duquesne	69 66	284	A	La Salle	74 60					
				255	A	Richmond	58 62	114	A	Dayton	47 75					
				111	A	VCU	48 52	195	H	Saint Louis	70 66					
				211	H	St. Bonaventure	63 64	147	A	Marist	70 55					
				148	A	Davidson	70 58	321	H	UMass Lowell	59 62					

Non-Div I Games:

Massachusetts

■ Loss,
 ■ Non-Conf,
 ■ S Site,
 ■ H Home
 ■ A Away
 N Neutral

Average RPI Win: 262	WON-LOST	WINNING	LAST 10	STRENGTH OF	OPP. STRENGTH	TEAM	ADJ.	CONF.	ADJ CONF.
Average RPI Loss: 191	RECORD	PCT. RANK	GAMES	SCHEDULE	OF SCHEDULE	RPI	RPI	RPI	RPI
DIV. I ONLY	3- 15	327	0- 1	280	277	330	330	25	25
DIV. I NON-CONF.	0- 8	336	0- 0	91	177	309	309	23	23
TOTALS	RPI 1-25	RPI 26-50	W-L RECORDS	RPI 51-100	RPI 101-150	RPI 150+			
3- 15	0- 0	0- 2	OVERALL	0- 2	0- 1	3- 10			
2- 6	0- 0	0- 0	HOME	0- 1	0- 0	2- 5			
1- 9	0- 0	0- 2	AWAY	0- 1	0- 1	1- 5			
0- 0	0- 0	0- 0	NEUTRAL	0- 0	0- 0	0- 0			
0- 8	0- 0	0- 2	NON-CONFERENCE	0- 1	0- 1	0- 4			
0- 2	0- 0	0- 0	HOME	0- 0	0- 0	0- 2			
0- 6	0- 0	0- 2	AWAY	0- 1	0- 1	0- 2			
0- 0	0- 0	0- 0	NEUTRAL	0- 0	0- 0	0- 0			
3- 7	0- 0	0- 0	CONFERENCE	0- 1	0- 0	3- 6			
2- 4	0- 0	0- 0	HOME	0- 1	0- 0	2- 3			
1- 3	0- 0	0- 0	AWAY	0- 0	0- 0	1- 3			
0- 0	0- 0	0- 0	NEUTRAL	0- 0	0- 0	0- 0			

RPI 1-25			RPI 26-50			RPI 51-100			RPI 101+			Team's RPI: 330
RPI	S	Opponent	Score	RPI	S	Opponent	Score	RPI	S	Opponent	Score	Score
29	A	Texas	40 96	55	A	LSU	36 86	125	A	UAB	48 91	
31	A	Rice	65 93	59	H	Lamar University	62 64	154	H	Louisiana Tech	48 89	
								167	A	Abilene Christian	52 109	
								179	A	Nicholls St.	69 68	
								188	H	Sam Houston St.	80 93	
								212	A	Grambling	51 75	
								252	H	Louisiana	59 70	
								275	H	Southeastern La.	62 56	
								296	A	La.-Monroe	60 69	
								318	A	New Orleans	76 88	
								319	H	Incarinate Word	66 68	
								332	H	Houston Baptist	81 71	
								333	A	Northwestern St.	63 82	
								333	H	Northwestern St.	73 89	
LAST 12 Division I GAMES:												
333	H	Northwestern St.	73 89	318	A	New Orleans	76 88					
188	H	Sam Houston St.	80 93	167	A	Abilene Christian	52 109					
59	H	Lamar University	62 64	333	A	Northwestern St.	63 82					
332	H	Houston Baptist	81 71	319	H	Incarinate Word	66 68					
275	H	Southeastern La.	62 56	154	H	Louisiana Tech	48 89					
179	A	Nicholls St.	69 68	55	A	LSU	36 86					

Non-Div I Games: LSU-Alexandria 60 **68** Southern-N.O. 106 54 Louisiana Col. 86 68

McNeese

Loss, Non-Conf, S Site, H Home A Away N Neutral

Average RPI Win:	224	WON-LOST	WINNING	LAST 10	STRENGTH OF	OPP. STRENGTH	TEAM	ADJ.	CONF.	ADJ CONF.
Average RPI Loss:	154	RECORD	PCT. RANK	GAMES	SCHEDULE	OF SCHEDULE	RPI	RPI	RPI	RPI
DIV. I ONLY	9- 14	237	0- 1	160	205	230	230	9	9	
DIV. I NON-CONF.	5- 8	224	0- 0	238	292	281	281	9	9	
TOTALS	RPI 1-25	RPI 26-50	W-L RECORDS	RPI 51-100	RPI 101-150	RPI 150+				
9- 14	0- 1	0- 0	OVERALL	0- 3	2- 3	7- 7				
6- 7	0- 1	0- 0	HOME	0- 2	1- 1	5- 3				
2- 7	0- 0	0- 0	AWAY	0- 1	1- 2	1- 4				
1- 0	0- 0	0- 0	NEUTRAL	0- 0	0- 0	1- 0				
5- 8	0- 0	0- 0	NON-CONFERENCE	0- 2	0- 1	5- 5				
4- 4	0- 0	0- 0	HOME	0- 2	0- 0	4- 2				
0- 4	0- 0	0- 0	AWAY	0- 0	0- 1	0- 3				
1- 0	0- 0	0- 0	NEUTRAL	0- 0	0- 0	1- 0				
4- 6	0- 1	0- 0	CONFERENCE	0- 1	2- 2	2- 2				
2- 3	0- 1	0- 0	HOME	0- 0	1- 1	1- 1				
2- 3	0- 0	0- 0	AWAY	0- 1	1- 1	1- 1				
0- 0	0- 0	0- 0	NEUTRAL	0- 0	0- 0	0- 0				

RPI	S	Opponent	Score	RPI	S	Opponent	Score	RPI	S	Opponent	Score	RPI	S	Opponent	Score	Team's RPI: 230
14	H	UCF	55 68					60	H	Little Rock	60 63	125	A	UAB	54 85	
								86	A	Cincinnati	56 80	144	H	Tulane	61 62	
								87	H	Toledo	48 58	146	A	South Fla.	47 40	
												149	A	Tulsa	39 46	
												149	H	Tulsa	59 56	
												154	H	Louisiana Tech	50 66	
												157	N	Mercer	59 53	
												174	A	Arkansas St.	66 77	
												186	A	Coastal Caro.	71 90	
												204	A	East Carolina	59 68	
												204	H	East Carolina	58 46	
												207	A	George Washington	38 51	
												222	H	Southeast Mo. St.	69 57	
												246	A	Wichita St.	71 50	
												246	H	Wichita St.	48 57	
												268	H	Samford	53 48	
												285	H	Jackson St.	68 67	
												318	H	New Orleans	59 66	
												342	H	N.C. Central	77 56	
LAST 12 Division I GAMES:																
204	A	East Carolina	59 68	204	H	East Carolina	58 46									
246	H	Wichita St.	48 57	246	A	Wichita St.	71 50									
149	H	Tulsa	59 56	149	A	Tulsa	39 46									
144	H	Tulane	61 62	14	H	UCF	55 68									
86	A	Cincinnati	56 80	207	A	George Washington	38 51									
146	A	South Fla.	47 40	342	H	N.C. Central	77 56									

Non-Div I Games:

Memphis

■ Loss,
 ■ Non-Conf,
 ■ S Site,
 ■ H Home
 ■ A Away
 N Neutral

Average RPI Win: 243	WON-LOST	WINNING	LAST 10	STRENGTH OF	OPP. STRENGTH	TEAM	ADJ.	CONF.	ADJ CONF.
Average RPI Loss: 140	RECORD	PCT. RANK	GAMES	SCHEDULE	OF SCHEDULE	RPI	RPI	RPI	RPI
DIV. I ONLY	16- 7	74	1- 0	307	153	157	157	27	27
DIV. I NON-CONF.	8- 7	160	0- 0	255	110	193	193	24	24
TOTALS	RPI 1-25	RPI 26-50	W-L RECORDS	RPI 51-100	RPI 101-150	RPI 150+			
16- 7	0- 2	0- 0	OVERALL	0- 0	1- 2	15- 3			
7- 3	0- 2	0- 0	HOME	0- 0	1- 0	6- 1			
8- 3	0- 0	0- 0	AWAY	0- 0	0- 2	8- 1			
1- 1	0- 0	0- 0	NEUTRAL	0- 0	0- 0	1- 1			
8- 7	0- 2	0- 0	NON-CONFERENCE	0- 0	0- 2	8- 3			
4- 3	0- 2	0- 0	HOME	0- 0	0- 0	4- 1			
3- 3	0- 0	0- 0	AWAY	0- 0	0- 2	3- 1			
1- 1	0- 0	0- 0	NEUTRAL	0- 0	0- 0	1- 1			
8- 0	0- 0	0- 0	CONFERENCE	0- 0	1- 0	7- 0			
3- 0	0- 0	0- 0	HOME	0- 0	1- 0	2- 0			
5- 0	0- 0	0- 0	AWAY	0- 0	0- 0	5- 0			
0- 0	0- 0	0- 0	NEUTRAL	0- 0	0- 0	0- 0			

RPI 1-25			RPI 26-50			RPI 51-100			RPI 101+ Team's RPI: 157		
RPI	S	Opponent	Score	RPI	S	Opponent	Score	RPI	S	Opponent	Score
14	H	UCF	42 76					104	A	Georgia	60 67
16	H	Florida St.	56 57					119	A	Wake Forest	54 69
								142	H	Chattanooga	65 58
								153	H	Charlotte	57 40
								194	H	UNC Asheville	61 47
								207	A	George Washington	61 53
								210	H	Florida	92 82
								223	A	Furman	75 60
								229	A	Howard	85 70
								230	N	Memphis	53 59
								231	N	Bowling Green	76 63
								236	A	Jacksonville	66 71
								244	H	ETSU	64 41
								263	H	Columbia	68 72
								268	A	Samford	68 52
								268	H	Samford	76 68
								285	A	Wofford	81 79
								288	A	Ga. Southern	79 72
								298	H	Kennesaw St.	64 48
								314	A	UNC Greensboro	71 58
								337	A	Western Caro.	69 67
LAST 12 Division I GAMES:											
268	A	Samford	68 52	337	A	Western Caro.	69 67				
223	A	Furman	75 60	268	H	Samford	76 68				
285	A	Wofford	81 79	263	H	Columbia	68 72				
244	H	ETSU	64 41	236	A	Jacksonville	66 71				
142	H	Chattanooga	65 58	194	H	UNC Asheville	61 47				
314	A	UNC Greensboro	71 58	207	A	George Washington	61 53				

Non-Div I Games:

Mercer

■ Loss,
 ■ Non-Conf, S Site,
 ■ Home
 ■ Away
 N Neutral

Average RPI Win: 127		WON-LOST	WINNING	LAST 10	STRENGTH OF	OPP. STRENGTH	TEAM	ADJ.	CONF.	ADJ CONF.
Average RPI Loss: 33		RECORD	PCT. RANK	GAMES	SCHEDULE	OF SCHEDULE	RPI	RPI	RPI	RPI
DIV. I ONLY		21- 5	26	2- 1	63	2	23	23	1	1
DIV. I NON-CONF.		12- 3	52	2- 1	140	28	46	46	1	1
TOTALS		RPI 1-25	RPI 26-50		W-L RECORDS		RPI 51-100	RPI 101-150	RPI 150+	
21- 5	4- 2	0- 1		OVERALL		5- 2	6- 0	6- 0		
14- 2	3- 0	0- 1		HOME		4- 1	3- 0	4- 0		
5- 3	1- 2	0- 0		AWAY		1- 1	2- 0	1- 0		
2- 0	0- 0	0- 0		NEUTRAL		0- 0	1- 0	1- 0		
12- 3	1- 1	0- 1		NON-CONFERENCE		2- 1	3- 0	6- 0		
9- 1	1- 0	0- 1		HOME		2- 0	2- 0	4- 0		
1- 2	0- 1	0- 0		AWAY		0- 1	0- 0	1- 0		
2- 0	0- 0	0- 0		NEUTRAL		0- 0	1- 0	1- 0		
9- 2	3- 1	0- 0		CONFERENCE		3- 1	3- 0	0- 0		
5- 1	2- 0	0- 0		HOME		2- 1	1- 0	0- 0		
4- 1	1- 1	0- 0		AWAY		1- 0	2- 0	0- 0		
0- 0	0- 0	0- 0		NEUTRAL		0- 0	0- 0	0- 0		

RPI	S	Opponent	Score	RPI	S	Opponent	Score	RPI	S	Opponent	Score	RPI	S	Opponent	Score
1	H	Notre Dame	72 65	27	H	Central Mich.	80 90	52	A	Purdue	63 74	105	H	Boston College	76 73
8	H	Marquette	63 55					53	H	SFA	81 60	107	H	Hartford	75 62
9	A	Syracuse	84 71					58	H	Clemson	67 76	119	A	Wake Forest	72 57
10	A	Iowa St.	52 75					71	H	Virginia Tech	68 61	127	A	Pittsburgh	65 51
16	A	Florida St.	58 62					74	A	Duke	58 50	131	N	Alabama	101 74
24	H	North Carolina	76 68					96	H	Virginia	72 59	135	H	Colorado	73 58
								97	H	Nebraska	82 68	170	H	Temple	73 61
												177	N	Vanderbilt	90 65
												178	H	UMES	71 53
												318	H	New Orleans	78 38
												325	A	FIU	94 43
												349	H	Florida A&M	103 54
LAST 12 Division I GAMES:															
107	H	Hartford	75 62	16	A	Florida St.	58 62	105	H	Boston College	76 73	9	A	Syracuse	84 71
8	H	Marquette	63 55					24	H	North Carolina	76 68	74	A	Duke	58 50
10	A	Iowa St.	52 75					58	H	Clemson	67 76				
127	A	Pittsburgh	65 51												
1	H	Notre Dame	72 65												
96	H	Virginia	72 59												

Non-Div I Games:

Miami (FL)

■ Loss,
■ Non-Conf, S Site,
■ Home
■ Away
N Neutral

Average RPI Win: 193		WON-LOST	WINNING	LAST 10	STRENGTH OF	OPP. STRENGTH	TEAM	ADJ.	CONF.	ADJ CONF.
Average RPI Loss: 119		RECORD	PCT. RANK	GAMES	SCHEDULE	OF SCHEDULE	RPI	RPI	RPI	RPI
DIV. I ONLY		16- 4	27	1- 0	202	127	62	62	7	7
DIV. I NON-CONF.		8- 2	52	0- 0	330	259	127	127	8	8
TOTALS		RPI 1-25	RPI 26-50		W-L RECORDS		RPI 51-100	RPI 101-150		RPI 150+
16- 4	0- 2	2- 0		OVERALL		3- 1	1- 0		10- 1	
7- 1	0- 1	0- 0		HOME		3- 0	1- 0		3- 0	
9- 3	0- 1	2- 0		AWAY		0- 1	0- 0		7- 1	
0- 0	0- 0	0- 0		NEUTRAL		0- 0	0- 0		0- 0	
8- 2	0- 1	0- 0		NON-CONFERENCE		1- 0	1- 0		6- 1	
3- 0	0- 0	0- 0		HOME		1- 0	1- 0		1- 0	
5- 2	0- 1	0- 0		AWAY		0- 0	0- 0		5- 1	
0- 0	0- 0	0- 0		NEUTRAL		0- 0	0- 0		0- 0	
8- 2	0- 1	2- 0		CONFERENCE		2- 1	0- 0		4- 0	
4- 1	0- 1	0- 0		HOME		2- 0	0- 0		2- 0	
4- 1	0- 0	2- 0		AWAY		0- 1	0- 0		2- 0	
0- 0	0- 0	0- 0		NEUTRAL		0- 0	0- 0		0- 0	

RPI 1-25				RPI 26-50				RPI 51-100 Team's RPI: 62				RPI 101+			
RPI	S	Opponent	Score	RPI	S	Opponent	Score	RPI	S	Opponent	Score	RPI	S	Opponent	Score
3	A	Louisville	73 95	27	A	Central Mich.	70 67	85	H	Kent St.	79 63	132	H	High Point	68 55
25	H	Buffalo	59 66	32	A	Ohio	67 61	86	H	Cincinnati	78 65	181	H	Ball St.	60 57
								87	H	Toledo	65 64	184	H	Eastern Mich.	63 58
								98	A	Northern Ill.	71 82	201	A	Jacksonville St.	58 41
												231	A	Bowling Green	82 75
												280	A	Canisius	62 59
												283	A	Western Mich.	81 62
												292	A	Valparaiso	68 47
												327	H	Eastern Ky.	60 44
												329	A	UIC	65 56
												338	A	Detroit Mercy	78 59
												349	A	Florida A&M	56 57
LAST 12 Division I GAMES:															
231	A	Bowling Green	82 75	27	A	Central Mich.	70 67	25	H	Buffalo	59 66	87	H	Toledo	65 64
184	H	Eastern Mich.	63 58	32	A	Ohio	67 61	98	A	Northern Ill.	71 82	201	A	Jacksonville St.	58 41
283	A	Western Mich.	81 62	85	H	Kent St.	79 63	201	A	Jacksonville St.	58 41	349	A	Florida A&M	56 57
32	A	Ohio	67 61	181	H	Ball St.	60 57								

Non-Div I Games: Ohio Dominican 74 29

Miami (OH)

■ Loss,
■ Non-Conf, S Site,
■ Home
■ Away
N Neutral

Michigan

Through Games Of Feb. 11, 2019

Michigan				Through Games of Feb. 11, 1919						
Average RPI Win:	183	WON-LOST	WINNING	LAST 10	STRENGTH OF	OPP. STRENGTH	TEAM	ADJ.	CONF.	ADJ CONF.
Average RPI Loss:	32	RECORD	PCT. RANK	GAMES	SCHEDULE	OF SCHEDULE	RPI	RPI	RPI	RPI
DIV. I ONLY	16- 9	99	1- 1	72	59	57	57	4	4	
DIV. I NON-CONF.	9- 3	61	1- 1	228	152	84	84	6	6	

TOTALS	RPI 1-25	RPI 26-50		W-L RECORDS		RPI 51-100	RPI 101-150	RPI 150+		
16- 9	1- 5	1- 2		OVERALL		2- 2	4- 0	8- 0		
10- 1	1- 1	0- 0		HOME		2- 0	2- 0	5- 0		
4- 7	0- 4	0- 1		AWAY		0- 2	1- 0	3- 0		
2- 1	0- 0	1- 1		NEUTRAL		0- 0	1- 0	0- 0		
9- 3	0- 2	1- 1		NON-CONFERENCE		0- 0	1- 0	7- 0		
5- 0	0- 0	0- 0		HOME		0- 0	0- 0	5- 0		
2- 2	0- 2	0- 0		AWAY		0- 0	0- 0	2- 0		
2- 1	0- 0	1- 1		NEUTRAL		0- 0	1- 0	0- 0		
7- 6	1- 3	0- 1		CONFERENCE		2- 2	3- 0	1- 0		
5- 1	1- 1	0- 0		HOME		2- 0	2- 0	0- 0		
2- 5	0- 2	0- 1		AWAY		0- 2	1- 0	1- 0		
0- 0	0- 0	0- 0		NEUTRAL		0- 0	0- 0	0- 0		

RPI S	Opponent	Score	RPI S	Opponent	Score	RPI S	Opponent	Score	RPI S	Opponent	Score
8	A Marquette	74 85	29	N Texas	52 69	52	A Purdue	70 71	108	H Ohio St.	62 58
11	A Iowa	61 75	33	N Missouri	70 54	90	H Northwestern	79 78	112	H Minnesota	76 60
11	H Iowa	90 81	40	A Indiana	60 70	97	A Nebraska	56 70	133	A Penn St.	66 62
12	A NC State	55 66				97	H Nebraska	67 61	145	N Washington	80 73
17	A Maryland	69 83							182	H Southern U.	76 35
20	H Michigan St.	73 77							185	A Wisconsin	76 70
									265	H Mt. St. Mary's	88 40
									283	A Western Mich.	79 42
									295	H Morgan St.	70 47
									302	A Oakland	85 59
									338	H Detroit Mercy	95 62
									351	H LIU Brooklyn	83 38
LAST 12 Division I GAMES:											
145	N Washington	80 73	20	H Michigan St.	73 77						
29	N Texas	52 69	40	A Indiana	60 70						
133	A Penn St.	66 62	108	H Ohio St.	62 58						
97	H Nebraska	67 61	11	A Iowa	61 75						
185	A Wisconsin	76 70	17	A Maryland	69 83						
11	H Iowa	90 81	90	H Northwestern	79 78						

Non-Div I Games:

Michigan

■ Loss,
 ■ Non-Conf,
 ■ S Site,
 ■ Home
 ■ A Away
 N Neutral

Average RPI Win: 137		WON-LOST	WINNING	LAST 10	STRENGTH OF	OPP. STRENGTH	TEAM	ADJ.	CONF.	ADJ CONF.
Average RPI Loss: 47		RECORD	PCT. RANK	GAMES	SCHEDULE	OF SCHEDULE	RPI	RPI	RPI	RPI
DIV. I ONLY		17- 6	51	1- 0	33	30	20	20	4	4
DIV. I NON-CONF.		10- 1	17	0- 0	170	53	32	32	6	6
TOTALS		RPI 1-25	RPI 26-50		W-L RECORDS		RPI 51-100	RPI 101-150	RPI 150+	
17- 6	3- 3	1- 1		OVERALL		4- 1	2- 1	7- 0		
13- 0	3- 0	1- 0		HOME		3- 0	1- 0	5- 0		
3- 5	0- 2	0- 1		AWAY		1- 1	1- 1	1- 0		
1- 1	0- 1	0- 0		NEUTRAL		0- 0	0- 0	1- 0		
10- 1	1- 1	0- 0		NON-CONFERENCE		2- 0	1- 0	6- 0		
7- 0	1- 0	0- 0		HOME		2- 0	0- 0	4- 0		
2- 0	0- 0	0- 0		AWAY		0- 0	1- 0	1- 0		
1- 1	0- 1	0- 0		NEUTRAL		0- 0	0- 0	1- 0		
7- 5	2- 2	1- 1		CONFERENCE		2- 1	1- 1	1- 0		
6- 0	2- 0	1- 0		HOME		1- 0	1- 0	1- 0		
1- 5	0- 2	0- 1		AWAY		1- 1	0- 1	0- 0		
0- 0	0- 0	0- 0		NEUTRAL		0- 0	0- 0	0- 0		

RPI	S	Opponent	Score	RPI	S	Opponent	Score	RPI	S	Opponent	Score	RPI	S	Opponent	Score
4	H	Oregon	88 82	40	A	Indiana	64 68	52	H	Purdue	74 66	107	A	Hartford	74 66
11	A	Iowa	71 86	40	H	Indiana	77 61	57	A	Michigan	77 73	108	A	Ohio St.	55 65
11	H	Iowa	84 70					76	H	Wright St.	84 68	112	H	Minnesota	86 68
12	N	NC State	74 78					90	A	Northwestern	62 70	187	H	Illinois	77 60
17	H	Maryland	77 60					96	H	Virginia	91 66	209	H	Texas Southern	91 45
19	A	Rutgers	62 76									231	H	Bowling Green	99 69
												244	H	ETSU	75 53
												294	H	Fla. Atlantic	89 74
												298	N	Kennesaw St.	75 51
												302	A	Oakland	102 58
LAST 12 Division I GAMES:															
40	H	Indiana	77 61	17	H	Maryland	77 60								
11	A	Iowa	71 86	108	A	Ohio St.	55 65								
52	H	Purdue	74 66	112	H	Minnesota	86 68								
57	A	Michigan	77 73	40	A	Indiana	64 68								
187	H	Illinois	77 60	90	A	Northwestern	62 70								
19	A	Rutgers	62 76	11	H	Iowa	84 70								

Non-Div I Games:

Michigan St.

Average RPI Win:	204	WON-LOST	WINNING	LAST 10	STRENGTH OF	OPP. STRENGTH	TEAM	ADJ.	CONF.	ADJ CONF.
Average RPI Loss:	75	RECORD	PCT. RANK	GAMES	SCHEDULE	OF SCHEDULE	RPI	RPI	RPI	RPI
DIV. I ONLY	18- 6	45	0- 1	115	169	56	56	14	14	
DIV. I NON-CONF.	9- 4	85	0- 1	84	219	50	50	19	19	
TOTALS	RPI 1-25	RPI 26-50	W-L RECORDS	RPI 51-100	RPI 101-150	RPI 150+				
18- 6	0- 0	0- 2	OVERALL	1- 2	2- 2	15- 0				
8- 2	0- 0	0- 1	HOME	0- 1	1- 0	7- 0				
8- 4	0- 0	0- 1	AWAY	1- 1	0- 2	7- 0				
2- 0	0- 0	0- 0	NEUTRAL	0- 0	1- 0	1- 0				
9- 4	0- 0	0- 1	NON-CONFERENCE	1- 1	1- 2	7- 0				
4- 1	0- 0	0- 0	HOME	0- 1	0- 0	4- 0				
3- 3	0- 0	0- 1	AWAY	1- 0	0- 2	2- 0				
2- 0	0- 0	0- 0	NEUTRAL	0- 0	1- 0	1- 0				
9- 2	0- 0	0- 1	CONFERENCE	0- 1	1- 0	8- 0				
4- 1	0- 0	0- 1	HOME	0- 0	1- 0	3- 0				
5- 1	0- 0	0- 0	AWAY	0- 1	0- 0	5- 0				
0- 0	0- 0	0- 0	NEUTRAL	0- 0	0- 0	0- 0				

RPI S	Opponent	Score	RPI S	Opponent	Score	RPI S	Opponent	Score	RPI S	Opponent	Score
26	A Kentucky	55 72	31	H Rice	47 60	64	H Belmont	38 45	125	H UAB	60 44
						69	A Old Dominion	65 70	129	A Fordham	49 61
						79	A Troy	67 64	130	A Tennessee Tech	64 68
									142	N Chattanooga	58 47
									153	A Charlotte	62 55
									154	H Louisiana Tech	75 38
									155	H Georgia St.	69 54
									172	H North Texas	61 46
									177	H Vanderbilt	65 58
									192	H Southern Miss.	66 49
									194	H UNC Asheville	67 46
									200	N Dartmouth	70 58
									215	A UNLV	66 62
									223	A Furman	78 71
									264	A UTEP	79 49
									294	A Fla. Atlantic	74 55
									297	A UTSA	72 52
									310	H Mississippi Val.	101 51
									325	A FIU	49 43
LAST 12 Division I GAMES:											
129	A Fordham	49 61	31	H Rice	47 60						
215	A UNLV	66 62	264	A UTEP	79 49						
69	A Old Dominion	65 70	297	A UTSA	72 52						
153	A Charlotte	62 55	154	H Louisiana Tech	75 38						
125	H UAB	60 44	192	H Southern Miss.	66 49						
172	H North Texas	61 46	294	A Fla. Atlantic	74 55						

Non-Div I Games:

Middle Tenn.

■ Loss,
■ Non-Conf, S Site,
■ Home
■ Away
N Neutral

Milwaukee

Through Games Of Feb. 11, 2019

Average RPI Win:	268	WON-LOST	WINNING	LAST 10	STRENGTH OF	OPP. STRENGTH	TEAM	ADJ.	CONF.	ADJ CONF.
Average RPI Loss:	91	RECORD	PCT. RANK	GAMES	SCHEDULE	OF SCHEDULE	RPI	RPI	RPI	RPI
DIV. I ONLY	11- 12	172	1- 0	200	151	193	193	20	20	
DIV. I NON-CONF.	5- 6	177	0- 0	139	105	169	169	17	17	
TOTALS	RPI 1-25	RPI 26-50	W-L RECORDS	RPI 51-100	RPI 101-150	RPI 150+				
11- 12	0- 2	0- 2	OVERALL	0- 4	1- 2	10- 2				
6- 6	0- 2	0- 0	HOME	0- 2	1- 1	5- 1				
4- 6	0- 0	0- 2	AWAY	0- 2	0- 1	4- 1				
1- 0	0- 0	0- 0	NEUTRAL	0- 0	0- 0	1- 0				
5- 6	0- 2	0- 2	NON-CONFERENCE	0- 0	0- 1	5- 1				
2- 3	0- 2	0- 0	HOME	0- 0	0- 0	2- 1				
2- 3	0- 0	0- 2	AWAY	0- 0	0- 1	2- 0				
1- 0	0- 0	0- 0	NEUTRAL	0- 0	0- 0	1- 0				
6- 6	0- 0	0- 0	CONFERENCE	0- 4	1- 1	5- 1				
4- 3	0- 0	0- 0	HOME	0- 2	1- 1	3- 0				
2- 3	0- 0	0- 0	AWAY	0- 2	0- 0	2- 1				
0- 0	0- 0	0- 0	NEUTRAL	0- 0	0- 0	0- 0				

RPI 1-25				RPI 26-50				RPI 51-100				RPI 101+ Team's RPI: 193			
RPI	S	Opponent	Score	RPI	S	Opponent	Score	RPI	S	Opponent	Score	RPI	S	Opponent	Score
8	H	Marquette	74 83	40	A	Indiana	66 68	67	A	Green Bay	45 59	113	A	Fresno St.	48 65
16	H	Florida St.	62 87	45	A	Saint Mary's (CA)	71 73	67	H	Green Bay	62 76	123	H	IUPUI	66 67
								76	A	Wright St.	57 61	126	H	Youngstown St.	71 68
								76	H	Wright St.	69 73	165	N	UC Riverside	56 54
												185	H	Wisconsin	57 68
												225	A	North Dakota	64 46
												263	H	Columbia	78 65
												270	H	Cleveland St.	59 53
												279	A	Northern Ky.	54 55
												279	H	Northern Ky.	59 38
												302	A	Oakland	79 52
												322	A	North Dakota St.	57 55
												329	H	UIC	72 53
												334	H	Purdue Fort Wayne	70 48
												338	A	Detroit Mercy	62 44
LAST 12 Division I GAMES:															
279	H	Northern Ky.	59 38	302	A	Oakland	79 52								
76	H	Wright St.	69 73	270	H	Cleveland St.	59 53								
67	A	Green Bay	45 59	126	H	Youngstown St.	71 68								
329	H	UIC	72 53	76	A	Wright St.	57 61								
123	H	IUPUI	66 67	279	A	Northern Ky.	54 55								
338	A	Detroit Mercy	62 44	67	H	Green Bay	62 76								

Non-Div I Games:

Milwaukee

■ Loss,
 ■ Non-Conf,
 ■ S Site,
 ■ H Home
 ■ A Away
 N Neutral

Average RPI Win:	189	WON-LOST	WINNING	LAST 10	STRENGTH OF	OPP. STRENGTH	TEAM	ADJ.	CONF.	ADJ CONF.
Average RPI Loss:	76	RECORD	PCT. RANK	GAMES	SCHEDULE	OF SCHEDULE	RPI	RPI	RPI	RPI
DIV. I ONLY	17- 7	69	1- 0	197	66	112	112	4	4	
DIV. I NON-CONF.	11- 0	1	0- 0	343	165	90	90	6	6	
TOTALS	RPI 1-25	RPI 26-50	W-L RECORDS	RPI 51-100	RPI 101-150	RPI 150+				
17- 7	2- 2	1- 0	OVERALL	2- 3	1- 1	11- 1				
12- 4	2- 1	0- 0	HOME	1- 1	0- 1	9- 1				
5- 3	0- 1	1- 0	AWAY	1- 2	1- 0	2- 0				
0- 0	0- 0	0- 0	NEUTRAL	0- 0	0- 0	0- 0				
11- 0	1- 0	0- 0	NON-CONFERENCE	0- 0	1- 0	9- 0				
9- 0	1- 0	0- 0	HOME	0- 0	0- 0	8- 0				
2- 0	0- 0	0- 0	AWAY	0- 0	1- 0	1- 0				
0- 0	0- 0	0- 0	NEUTRAL	0- 0	0- 0	0- 0				
6- 7	1- 2	1- 0	CONFERENCE	2- 3	0- 1	2- 1				
3- 4	1- 1	0- 0	HOME	1- 1	0- 1	1- 1				
3- 3	0- 1	1- 0	AWAY	1- 2	0- 0	1- 0				
0- 0	0- 0	0- 0	NEUTRAL	0- 0	0- 0	0- 0				

RPI	S	Opponent	Score	RPI	S	Opponent	Score	RPI	S	Opponent	Score	RPI	S	Opponent	Score	Team's RPI: 112
9	H	Syracuse	72 68	40	A	Indiana	65 61	52	H	Purdue	53 64	105	A	Boston College	77 69	
11	H	Iowa	63 81					57	A	Michigan	60 76	108	H	Ohio St.	55 65	
19	H	Rutgers	60 46					90	A	Northwestern	61 54	171	A	Xavier	78 53	
20	A	Michigan St.	68 86					90	H	Northwestern	73 64	185	A	Wisconsin	78 50	
								97	A	Nebraska	57 63	185	H	Wisconsin	74 56	
												187	H	Illinois	62 66	
												228	H	Rhode Island	91 71	
												251	H	Air Force	67 50	
												257	H	San Diego	53 48	
												277	H	Cornell	65 45	
												312	H	New Hampshire	70 47	
												319	H	Incarinate Word	75 39	
												326	H	Coppin St.	84 52	
												347	H	Ark.-Pine Bluff	84 42	
LAST 12 Division I GAMES:																
90	H	Northwestern	73 64	97	A	Nebraska	57 63									
40	A	Indiana	65 61	185	A	Wisconsin	78 50									
19	H	Rutgers	60 46	11	H	Iowa	63 81									
90	A	Northwestern	61 54	20	A	Michigan St.	68 86									
108	H	Ohio St.	55 65	187	H	Illinois	62 66									
52	H	Purdue	53 64	57	A	Michigan	60 76									

Non-Div I Games:

Minnesota

■ Loss,
■ Non-Conf,
■ S Site,
■ H Home
■ A Away
N Neutral

Average RPI Win: 129		WON-LOST	WINNING	LAST 10	STRENGTH OF	OPP. STRENGTH	TEAM	ADJ.	CONF.	ADJ CONF.
Average RPI Loss: 4		RECORD	PCT. RANK	GAMES	SCHEDULE	OF SCHEDULE	RPI	RPI	RPI	RPI
DIV. I ONLY		22- 1	2	1- 0	47	36	7	7	5	5
DIV. I NON-CONF.		12- 1	11	0- 0	83	39	13	13	5	5
TOTALS	RPI 1-25	RPI 26-50		W-L RECORDS		RPI 51-100	RPI 101-150	RPI 150+		
22- 1	2- 1	3- 0		OVERALL		6- 0	3- 0	8- 0		
12- 0	2- 0	1- 0		HOME		2- 0	1- 0	6- 0		
10- 1	0- 1	2- 0		AWAY		4- 0	2- 0	2- 0		
0- 0	0- 0	0- 0		NEUTRAL		0- 0	0- 0	0- 0		
12- 1	1- 1	1- 0		NON-CONFERENCE		3- 0	1- 0	6- 0		
7- 0	1- 0	0- 0		HOME		1- 0	0- 0	5- 0		
5- 1	0- 1	1- 0		AWAY		2- 0	1- 0	1- 0		
0- 0	0- 0	0- 0		NEUTRAL		0- 0	0- 0	0- 0		
10- 0	1- 0	2- 0		CONFERENCE		3- 0	2- 0	2- 0		
5- 0	1- 0	1- 0		HOME		1- 0	1- 0	1- 0		
5- 0	0- 0	1- 0		AWAY		2- 0	1- 0	1- 0		
0- 0	0- 0	0- 0		NEUTRAL		0- 0	0- 0	0- 0		

RPI 1-25				Team's RPI: 7		RPI 26-50				RPI 51-100				RPI 101+					
RPI	S	Opponent	Score		RPI	S	Opponent	Score		RPI	S	Opponent	Score		RPI	S	Opponent	Score	
4	A	Oregon	74	82	26	H	Kentucky	86	71	55	A	LSU	68	35	104	H	Georgia	80	71
8	H	Marquette	87	82	29	A	Texas	67	49	59	H	Lamar University	104	53	131	A	Alabama	65	49
15	H	South Carolina	89	74	50	A	Auburn	85	59	60	A	Little Rock	98	63	145	A	Washington	103	56

Non-Div I Games:

Mississippi St.

Loss, Non-Conf, S Site, H Home A Away N Neutral

Average RPI Win:	274	WON-LOST	WINNING	LAST 10	STRENGTH OF	OPP. STRENGTH	TEAM	ADJ.	CONF.	ADJ CONF.
Average RPI Loss:	199	RECORD	PCT. RANK	GAMES	SCHEDULE	OF SCHEDULE	RPI	RPI	RPI	RPI
DIV. I ONLY	4- 18	323	0- 1	257	330	310	310	29	29	
DIV. I NON-CONF.	1- 10	330	0- 0	94	294	271	271	27	27	
TOTALS	RPI 1-25	RPI 26-50	W-L RECORDS	RPI 51-100	RPI 101-150	RPI 150+				
4- 18	0- 0	0- 1	OVERALL	0- 2	0- 2	4- 13				
1- 4	0- 0	0- 0	HOME	0- 0	0- 1	1- 3				
3- 13	0- 0	0- 1	AWAY	0- 1	0- 1	3- 10				
0- 1	0- 0	0- 0	NEUTRAL	0- 1	0- 0	0- 0				
1- 10	0- 0	0- 1	NON-CONFERENCE	0- 2	0- 2	1- 5				
0- 1	0- 0	0- 0	HOME	0- 0	0- 1	0- 0				
1- 8	0- 0	0- 1	AWAY	0- 1	0- 1	1- 5				
0- 1	0- 0	0- 0	NEUTRAL	0- 1	0- 0	0- 0				
3- 8	0- 0	0- 0	CONFERENCE	0- 0	0- 0	3- 8				
1- 3	0- 0	0- 0	HOME	0- 0	0- 0	1- 3				
2- 5	0- 0	0- 0	AWAY	0- 0	0- 0	2- 5				
0- 0	0- 0	0- 0	NEUTRAL	0- 0	0- 0	0- 0				

RPI	S	Opponent	Score	RPI	S	Opponent	Score	RPI	S	Opponent	Score	RPI	S	Opponent	Score	Team's RPI: 310
43	A	TCU	47	96	56	A	Middle Tenn.	51	101	134	A	UT Martin	51	110		
					79	N	Troy	54	75	140	H	North Ala.	72	86		
										174	A	Arkansas St.	57	60		
										179	A	Nicholls St.	47	72		
										182	A	Southern U.	67	74		
										192	A	Southern Miss.	60	67		
										199	H	Prairie View	65	75		
										205	A	SMU	47	62		
										209	H	Texas Southern	50	68		
										212	A	Grambling	54	52		
										249	A	Alabama St.	67	73		
										249	H	Alabama St.	64	62		
										285	A	Jackson St.	56	87		
										287	A	Austin Peay	95	89		
										296	A	La.-Monroe	65	72		
										303	A	Alabama A&M	70	78		
										303	H	Alabama A&M	60	80		
										347	A	Ark.-Pine Bluff	62	56		
										350	A	Alcorn	63	73		
LAST 12 Division I GAMES:																
249	A	Alabama St.	67	73	182	A	Southern U.	67	74							
303	A	Alabama A&M	70	78	350	A	Alcorn	63	73							
212	A	Grambling	54	52	249	H	Alabama St.	64	62							
285	A	Jackson St.	56	87	303	H	Alabama A&M	60	80							
209	H	Texas Southern	50	68	347	A	Ark.-Pine Bluff	62	56							
199	H	Prairie View	65	75	134	A	UT Martin	51	110							

Non-Div I Games:

Mississippi Val.

■ Loss,
 ■ Non-Conf,
 ■ S Site,
 ■ Home
 ■ A Away
 N Neutral

Average RPI Win:	134	WON-LOST	WINNING	LAST 10	STRENGTH OF	OPP. STRENGTH	TEAM	ADJ.	CONF.	ADJ CONF.
Average RPI Loss:	67	RECORD	PCT. RANK	GAMES	SCHEDULE	OF SCHEDULE	RPI	RPI	RPI	RPI
DIV. I ONLY	18- 7	65	1- 0	50	61	33	33	5	5	
DIV. I NON-CONF.	11- 3	56	1- 0	74	109	41	41	5	5	
TOTALS	RPI 1-25	RPI 26-50	W-L RECORDS	RPI 51-100	RPI 101-150	RPI 150+				
18- 7	1- 1	1- 2	OVERALL	6- 3	1- 0	9- 1				
11- 2	1- 0	1- 1	HOME	2- 1	1- 0	6- 0				
5- 4	0- 1	0- 1	AWAY	2- 1	0- 0	3- 1				
2- 1	0- 0	0- 0	NEUTRAL	2- 1	0- 0	0- 0				
11- 3	0- 0	0- 1	NON-CONFERENCE	4- 2	0- 0	7- 0				
5- 2	0- 0	0- 1	HOME	1- 1	0- 0	4- 0				
4- 0	0- 0	0- 0	AWAY	1- 0	0- 0	3- 0				
2- 1	0- 0	0- 0	NEUTRAL	2- 1	0- 0	0- 0				
7- 4	1- 1	1- 1	CONFERENCE	2- 1	1- 0	2- 1				
6- 0	1- 0	1- 0	HOME	1- 0	1- 0	2- 0				
1- 4	0- 1	0- 1	AWAY	1- 1	0- 0	0- 1				
0- 0	0- 0	0- 0	NEUTRAL	0- 0	0- 0	0- 0				

RPI 1-25				RPI 26-50				Team's RPI: 33	RPI 51-100				RPI 101+			
RPI	S	Opponent	Score	RPI	S	Opponent	Score		RPI	S	Opponent	Score	RPI	S	Opponent	Score
15	A	South Carolina	65 79	26	A	Kentucky	41 52		55	A	LSU	51 61	104	H	Georgia	61 35
21	H	Texas A&M	70 65	39	H	South Dakota	61 74		57	N	Michigan	54 70	174	H	Arkansas St.	70 50
				50	H	Auburn	74 65		61	A	Tennessee	66 64	177	H	Vanderbilt	69 46
									63	H	Missouri St.	65 61	180	H	Texas St.	69 50
									66	N	Quinnipiac	65 51	187	A	Illinois	67 45
									67	H	Green Bay	49 56	195	A	Saint Louis	74 62
									70	A	West Virginia	68 51	196	H	Ole Miss	78 55
									74	N	Duke	62 54	210	A	Florida	56 58
									82	H	Arkansas	71 53	215	A	Western Ill.	89 64
													237	H	UMKC	66 59
													256	H	SIUE	59 36
LAST 12 Division I GAMES:																
74	N	Duke	62 54	26	A	Kentucky	41 52		15	A	South Carolina	65 79				
66	N	Quinnipiac	65 51	104	H	Georgia	61 35		210	A	Florida	56 58				
177	H	Vanderbilt	69 46	82	H	Arkansas	71 53		61	A	Tennessee	66 64				
21	H	Texas A&M	70 65													
55	A	LSU	51 61													
50	H	Auburn	74 65													

Non-Div I Games:

Missouri

Average RPI Win:	177	WON-LOST	WINNING	LAST 10	STRENGTH OF	OPP. STRENGTH	TEAM	ADJ.	CONF.	ADJ CONF.
Average RPI Loss:	104	RECORD	PCT. RANK	GAMES	SCHEDULE	OF SCHEDULE	RPI	RPI	RPI	RPI
DIV. I ONLY	14- 7	81	1- 0	80	112	63	63	13	13	
DIV. I NON-CONF.	4- 7	228	0- 0	58	54	158	158	15	15	
TOTALS	RPI 1-25	RPI 26-50	W-L RECORDS	RPI 51-100	RPI 101-150	RPI 150+				
14- 7	1- 1	0- 3	OVERALL	2- 0	0- 0	11- 3				
7- 2	0- 1	0- 1	HOME	1- 0	0- 0	6- 0				
5- 5	1- 0	0- 2	AWAY	1- 0	0- 0	3- 3				
2- 0	0- 0	0- 0	NEUTRAL	0- 0	0- 0	2- 0				
4- 7	0- 1	0- 3	NON-CONFERENCE	1- 0	0- 0	3- 3				
2- 2	0- 1	0- 1	HOME	1- 0	0- 0	1- 0				
0- 5	0- 0	0- 2	AWAY	0- 0	0- 0	0- 3				
2- 0	0- 0	0- 0	NEUTRAL	0- 0	0- 0	2- 0				
10- 0	1- 0	0- 0	CONFERENCE	1- 0	0- 0	8- 0				
5- 0	0- 0	0- 0	HOME	0- 0	0- 0	5- 0				
5- 0	1- 0	0- 0	AWAY	1- 0	0- 0	3- 0				
0- 0	0- 0	0- 0	NEUTRAL	0- 0	0- 0	0- 0				

RPI 1-25				RPI 26-50				RPI 51-100				Team's RPI: 63	RPI 101+			
RPI	S	Opponent	Score	RPI	S	Opponent	Score	RPI	S	Opponent	Score		RPI	S	Opponent	Score
13	H	Gonzaga	67 70	33	A	Missouri	61 65	60	H	Little Rock	48 44		154	N	Louisiana Tech	82 70
22	A	Drake	85 79	39	H	South Dakota	74 85	83	A	UNI	63 58		156	A	Bradley	68 56
				40	A	Indiana	74 98						160	A	Southern Ill.	70 58
													160	H	Southern Ill.	66 51
													172	A	North Texas	76 83
													173	H	Indiana St.	71 58
													181	H	Ball St.	74 54
													183	A	Santa Clara	73 77
													190	A	Illinois St.	59 47
													246	A	Wichita St.	60 63
													250	H	Loyola Chicago	84 49
													256	N	SIUE	68 65
													292	H	Valparaiso	108 63
													336	H	Evansville	88 66
LAST 12 Division I GAMES:																
160	A	Southern Ill.	70 58	156	A	Bradley	68 56									
83	A	UNI	63 58	160	H	Southern Ill.	66 51									
22	A	Drake	85 79	336	H	Evansville	88 66									
292	H	Valparaiso	108 63	173	H	Indiana St.	71 58									
250	H	Loyola Chicago	84 49	60	H	Little Rock	48 44									
190	A	Illinois St.	59 47	256	N	SIUE	68 65									

Non-Div I Games:

Missouri St.

■ Loss,
■ Non-Conf, S Site,
■ Home
■ Away
N Neutral

Average RPI Win:	256	WON-LOST	WINNING	LAST 10	STRENGTH OF	OPP. STRENGTH	TEAM	ADJ.	CONF.	ADJ CONF.
Average RPI Loss:	161	RECORD	PCT. RANK	GAMES	SCHEDULE	OF SCHEDULE	RPI	RPI	RPI	RPI
DIV. I ONLY	9- 13	230	1- 0	201	254	213	213	26	26	
DIV. I NON-CONF.	4- 7	228	0- 0	201	225	230	230	28	28	
TOTALS	RPI 1-25	RPI 26-50	W-L RECORDS	RPI 51-100	RPI 101-150	RPI 150+				
9- 13	0- 0	0- 1	OVERALL	0- 4	0- 1	9- 7				
4- 6	0- 0	0- 1	HOME	0- 2	0- 0	4- 3				
5- 7	0- 0	0- 0	AWAY	0- 2	0- 1	5- 4				
0- 0	0- 0	0- 0	NEUTRAL	0- 0	0- 0	0- 0				
4- 7	0- 0	0- 1	NON-CONFERENCE	0- 2	0- 0	4- 4				
2- 3	0- 0	0- 1	HOME	0- 1	0- 0	2- 1				
2- 4	0- 0	0- 0	AWAY	0- 1	0- 0	2- 3				
0- 0	0- 0	0- 0	NEUTRAL	0- 0	0- 0	0- 0				
5- 6	0- 0	0- 0	CONFERENCE	0- 2	0- 1	5- 3				
2- 3	0- 0	0- 0	HOME	0- 1	0- 0	2- 2				
3- 3	0- 0	0- 0	AWAY	0- 1	0- 1	3- 1				
0- 0	0- 0	0- 0	NEUTRAL	0- 0	0- 0	0- 0				

RPI S	Opponent	Score	RPI S	Opponent	Score	RPI S	Opponent	Score	RPI S	Opponent	Score	Team's RPI: 213
46	H Bucknell	32 70	66	A Quinnipiac	38 67	147	A Marist	45 69				
			66	H Quinnipiac	46 58	151	A Lehigh	48 63				
			71	A Virginia Tech	49 82	176	A Rider	50 65				
			93	H Princeton	47 79	176	H Rider	43 55				
						203	H Navy	68 67				
						204	A East Carolina	67 73				
						207	A George Washington	55 51				
						224	A Sacred Heart	55 50				
						238	H Niagara	76 54				
						240	H Albany (NY)	64 56				
						278	A Siena	56 54				
						278	H Siena	68 77				
						280	H Canisius	67 61				
						306	A Fairfield	73 63				
						308	H Loyola Maryland	67 75				
						311	A Lafayette	69 73				
						331	A Iona	55 38				
LAST 12 Division I GAMES:												
278	A Siena	56 54	278	H Siena	68 77							
176	A Rider	50 65	147	A Marist	45 69							
306	A Fairfield	73 63	66	A Quinnipiac	38 67							
66	H Quinnipiac	46 58	176	H Rider	43 55							
238	H Niagara	76 54	331	A Iona	55 38							
280	H Canisius	67 61	308	H Loyola Maryland	67 75							

Non-Div I Games:

Monmouth

■ Loss,
 ■ Non-Conf, S Site,
 ■ Home
 ■ Away
 N Neutral

Average RPI Win: 210	WON-LOST	WINNING	LAST 10	STRENGTH OF	OPP. STRENGTH	TEAM	ADJ.	CONF.	ADJ CONF.
Average RPI Loss: 113	RECORD	PCT. RANK	GAMES	SCHEDULE	OF SCHEDULE	RPI	RPI	RPI	RPI
DIV. I ONLY	9- 11	203	1- 0	134	141	163	163	16	16
DIV. I NON-CONF.	4- 4	162	1- 0	30	144	74	74	12	12
TOTALS	RPI 1-25	RPI 26-50	W-L RECORDS	RPI 51-100	RPI 101-150	RPI 150+			
9- 11	0- 1	0- 1	OVERALL	3- 3	0- 4	6- 2			
5- 3	0- 0	0- 1	HOME	3- 1	0- 0	2- 1			
3- 8	0- 1	0- 0	AWAY	0- 2	0- 4	3- 1			
1- 0	0- 0	0- 0	NEUTRAL	0- 0	0- 0	1- 0			
4- 4	0- 1	0- 1	NON-CONFERENCE	2- 1	0- 1	2- 0			
2- 1	0- 0	0- 1	HOME	2- 0	0- 0	0- 0			
1- 3	0- 1	0- 0	AWAY	0- 1	0- 1	1- 0			
1- 0	0- 0	0- 0	NEUTRAL	0- 0	0- 0	1- 0			
5- 7	0- 0	0- 0	CONFERENCE	1- 2	0- 3	4- 2			
3- 2	0- 0	0- 0	HOME	1- 1	0- 0	2- 1			
2- 5	0- 0	0- 0	AWAY	0- 1	0- 3	2- 1			
0- 0	0- 0	0- 0	NEUTRAL	0- 0	0- 0	0- 0			

RPI S	Opponent	Score	RPI S	Opponent	Score	RPI S	Opponent	Score	RPI S	Opponent	Score	Team's RPI: 163
13	A Gonzaga	52 76	39	H South Dakota	41 64	80	A Arizona	51 100	103	A Idaho St.	34 50	
						89	A Idaho	68 76	138	A Montana St.	52 74	
						89	H Idaho	82 79	139	A Portland St.	60 78	
						91	H UC Davis	62 56	145	A Washington	54 69	
						98	H Northern Ill.	86 70	198	A Eastern Wash.	64 67	
						100	H Northern Colo.	62 73	198	H Eastern Wash.	62 68	
									220	N Saint Francis (PA)	79 77	
									233	A Sacramento St.	88 86	
									235	H Northern Ariz.	78 62	
									272	H Southern Utah	79 57	
									315	A Weber St.	72 60	
									339	A Grand Canyon	69 47	
LAST 12 Division I GAMES:												
220	N Saint Francis (PA)	79 77	103	A Idaho St.	34 50							
91	H UC Davis	62 56	89	H Idaho	82 79							
198	A Eastern Wash.	64 67	100	H Northern Colo.	62 73							
89	A Idaho	68 76	198	H Eastern Wash.	62 68							
138	A Montana St.	52 74	139	A Portland St.	60 78							
315	A Weber St.	72 60	233	A Sacramento St.	88 86							

Non-Div I Games: Providence (MT) 90 45

Montana

Loss, Non-Conf, S Site, H Home A Away N Neutral

Average RPI Win:	220	WON-LOST	WINNING	LAST 10	STRENGTH OF	OPP. STRENGTH	TEAM	ADJ.	CONF.	ADJ CONF.
Average RPI Loss:	82	RECORD	PCT. RANK	GAMES	SCHEDULE	OF SCHEDULE	RPI	RPI	RPI	RPI
DIV. I ONLY	11- 11	163	1- 0	127	109	138	138	16	16	
DIV. I NON-CONF.	4- 5	190	1- 0	44	44	95	95	12	12	
TOTALS	RPI 1-25	RPI 26-50	W-L RECORDS	RPI 51-100	RPI 101-150	RPI 150+				
11- 11	0- 1	0- 3	OVERALL	1- 4	0- 2	10- 1				
5- 4	0- 0	0- 1	HOME	0- 2	0- 0	5- 1				
5- 7	0- 1	0- 2	AWAY	1- 2	0- 2	4- 0				
1- 0	0- 0	0- 0	NEUTRAL	0- 0	0- 0	1- 0				
4- 5	0- 1	0- 3	NON-CONFERENCE	0- 1	0- 0	4- 0				
2- 1	0- 0	0- 1	HOME	0- 0	0- 0	2- 0				
1- 4	0- 1	0- 2	AWAY	0- 1	0- 0	1- 0				
1- 0	0- 0	0- 0	NEUTRAL	0- 0	0- 0	1- 0				
7- 6	0- 0	0- 0	CONFERENCE	1- 3	0- 2	6- 1				
3- 3	0- 0	0- 0	HOME	0- 2	0- 0	3- 1				
4- 3	0- 0	0- 0	AWAY	1- 1	0- 2	3- 0				
0- 0	0- 0	0- 0	NEUTRAL	0- 0	0- 0	0- 0				

RPI 1-25				RPI 26-50				RPI 51-100				RPI 101+ Team's RPI: 138			
RPI	S	Opponent	Score	RPI	S	Opponent	Score	RPI	S	Opponent	Score	RPI	S	Opponent	Score
8	A	Marquette	52 100	28	H	South Dakota St.	67 88	53	A	SFA	53 60	103	A	Idaho St.	43 61
				43	A	TCU	49 71	89	A	Idaho	65 90	139	A	Portland St.	53 55
				47	A	Wyoming	58 66	89	H	Idaho	66 82	152	N	Delaware	69 60
								100	A	Northern Colo.	79 66	163	H	Montana	74 52
								100	H	Northern Colo.	73 84	180	A	Texas St.	67 59
												198	A	Eastern Wash.	61 47
												198	H	Eastern Wash.	87 89
												233	A	Sacramento St.	69 53
												235	H	Northern Ariz.	80 70
												258	H	Long Beach St.	85 62
												272	H	Southern Utah	69 64
												315	A	Weber St.	66 59
												317	H	Omaha	59 56
LAST 12 Division I GAMES:															
180	A	Texas St.	67 59	315	A	Weber St.	66 59								
89	A	Idaho	65 90	198	H	Eastern Wash.	87 89								
198	A	Eastern Wash.	61 47	100	A	Northern Colo.	79 66								
100	H	Northern Colo.	73 84	89	H	Idaho	66 82								
163	H	Montana	74 52	233	A	Sacramento St.	69 53								
103	A	Idaho St.	43 61	139	A	Portland St.	53 55								

Non-Div I Games: Carroll (MT) 64 48

Montana St.

Loss, Non-Conf, S Site, H Home A Away N Neutral

Average RPI Win:	247	WON-LOST	WINNING	LAST 10	STRENGTH OF	OPP. STRENGTH	TEAM	ADJ.	CONF.	ADJ CONF.
Average RPI Loss:	132	RECORD	PCT. RANK	GAMES	SCHEDULE	OF SCHEDULE	RPI	RPI	RPI	RPI
DIV. I ONLY	16- 7	74	0- 1	215	281	121	121	22	22	
DIV. I NON-CONF.	7- 4	108	0- 0	243	284	150	150	21	21	
TOTALS	RPI 1-25	RPI 26-50	W-L RECORDS	RPI 51-100	RPI 101-150	RPI 150+				
16- 7	0- 1	0- 1	OVERALL	1- 2	2- 0	13- 3				
9- 2	0- 0	0- 0	HOME	0- 1	2- 0	7- 1				
7- 5	0- 1	0- 1	AWAY	1- 1	0- 0	6- 2				
0- 0	0- 0	0- 0	NEUTRAL	0- 0	0- 0	0- 0				
7- 4	0- 1	0- 1	NON-CONFERENCE	1- 0	0- 0	6- 2				
4- 1	0- 0	0- 0	HOME	0- 0	0- 0	4- 1				
3- 3	0- 1	0- 1	AWAY	1- 0	0- 0	2- 1				
0- 0	0- 0	0- 0	NEUTRAL	0- 0	0- 0	0- 0				
9- 3	0- 0	0- 0	CONFERENCE	0- 2	2- 0	7- 1				
5- 1	0- 0	0- 0	HOME	0- 1	2- 0	3- 0				
4- 2	0- 0	0- 0	AWAY	0- 1	0- 0	4- 1				
0- 0	0- 0	0- 0	NEUTRAL	0- 0	0- 0	0- 0				

RPI S	Opponent	Score	RPI S	Opponent	Score	RPI S	Opponent	Score	RPI S	Opponent	Score	Team's RPI: 121
2	A Baylor	58 96	26	A Kentucky	57 87	64	A Belmont	50 77	130	H Tennessee Tech	77 56	
						64	H Belmont	57 77	134	H UT Martin	85 75	
						94	A Radford	79 72	201	H Jacksonville St.	66 55	
									218	A N.C. A&T	72 67	
									220	A Saint Francis (PA)	83 89	
									222	H Southeast Mo. St.	82 54	
									256	A SIUE	73 67	
									260	A Gardner-Webb	84 69	
									261	H St. Francis Brooklyn	94 101	
									271	A Eastern Ill.	67 57	
									281	A Murray St.	83 61	
									287	A Austin Peay	80 81	
									290	A Tennessee St.	85 62	
									290	H Tennessee St.	71 55	
									292	H Valparaiso	68 62	
									323	H Lipscomb	79 44	
									336	H Evansville	85 63	
									348	H Chicago St.	104 68	
LAST 12 Division I GAMES:												
64	H Belmont	57 77	134	H UT Martin	85 75							
290	H Tennessee St.	71 55	222	H Southeast Mo. St.	82 54							
271	A Eastern Ill.	67 57	290	A Tennessee St.	85 62							
256	A SIUE	73 67	64	A Belmont	50 77							
201	H Jacksonville St.	66 55	287	A Austin Peay	80 81							
130	H Tennessee Tech	77 56	281	A Murray St.	83 61							

Non-Div I Games: Alice Lloyd 121 56 Ky. Christian 119 28

Morehead St.

■ Loss,
 ■ Non-Conf,
 ■ S Site,
 ■ H Home
 ■ A Away
 N Neutral

Average RPI Win: 328	WON-LOST	WINNING	LAST 10	STRENGTH OF	OPP. STRENGTH	TEAM	ADJ.	CONF.	ADJ CONF.
Average RPI Loss: 182	RECORD	PCT. RANK	GAMES	SCHEDULE	OF SCHEDULE	RPI	RPI	RPI	RPI
DIV. I ONLY	7- 16	274	0- 1	277	344	295	295	32	32
DIV. I NON-CONF.	1- 11	335	0- 1	159	213	320	320	32	32
TOTALS	RPI 1-25	RPI 26-50	W-L RECORDS	RPI 51-100	RPI 101-150	RPI 150+			
7- 16	0- 1	0- 0	OVERALL	0- 3	0- 3	7- 9			
4- 4	0- 0	0- 0	HOME	0- 0	0- 0	4- 4			
3- 9	0- 0	0- 0	AWAY	0- 3	0- 2	3- 4			
0- 3	0- 1	0- 0	NEUTRAL	0- 0	0- 1	0- 1			
1- 11	0- 1	0- 0	NON-CONFERENCE	0- 3	0- 3	1- 4			
1- 2	0- 0	0- 0	HOME	0- 0	0- 0	1- 2			
0- 6	0- 0	0- 0	AWAY	0- 3	0- 2	0- 1			
0- 3	0- 1	0- 0	NEUTRAL	0- 0	0- 1	0- 1			
6- 5	0- 0	0- 0	CONFERENCE	0- 0	0- 0	6- 5			
3- 2	0- 0	0- 0	HOME	0- 0	0- 0	3- 2			
3- 3	0- 0	0- 0	AWAY	0- 0	0- 0	3- 3			
0- 0	0- 0	0- 0	NEUTRAL	0- 0	0- 0	0- 0			

RPI 1-25			RPI 26-50			RPI 51-100			RPI 101+ Team's RPI: 295		
RPI	S	Opponent	Score	RPI	S	Opponent	Score	RPI	S	Opponent	Score
17	N	Maryland	44 68					53	A	SFA	42 69
								57	A	Michigan	47 70
								70	A	West Virginia	37 72
								104	N	Georgia	33 60
								107	A	Hartford	59 80
								128	A	Western Ky.	43 90
								178	H	UMES	68 73
								218	A	N.C. A&T	29 62
								229	A	Howard	56 79
								238	N	Niagara	57 67
								239	H	Bethune-Cookman	69 73
								299	H	Central Conn. St.	36 60
								301	H	UMBC	68 73
								305	A	South Carolina St.	63 61
								305	H	South Carolina St.	62 51
								321	H	UMass Lowell	61 49
								325	A	FIU	50 59
								326	A	Coppin St.	74 57
								342	A	N.C. Central	65 62
								345	A	Savannah St.	35 53
								345	H	Savannah St.	63 47
								349	H	Florida A&M	75 71
LAST 12 Division I GAMES:											
238	N	Niagara	57 67	342	A	N.C. Central	65 62				
345	A	Savannah St.	35 53	218	A	N.C. A&T	29 62				
305	A	South Carolina St.	63 61	229	A	Howard	56 79				
326	A	Coppin St.	74 57	305	H	South Carolina St.	62 51				
349	H	Florida A&M	75 71	345	H	Savannah St.	63 47				
239	H	Bethune-Cookman	69 73	178	H	UMES	68 73				

Non-Div I Games: Lincoln (PA) 46 **51** Washington Adventis60 43

Morgan St.

■ Loss,
 ■ Non-Conf,
 ■ S Site,
 ■ Home
 ■ Away
 N Neutral

Average RPI Win:	259	WON-LOST	WINNING	LAST 10	STRENGTH OF	OPP. STRENGTH	TEAM	ADJ.	CONF.	ADJ CONF.
Average RPI Loss:	207	RECORD	PCT. RANK	GAMES	SCHEDULE	OF SCHEDULE	RPI	RPI	RPI	RPI
DIV. I ONLY	9- 12	215	0- 1	308	331	265	265	31	31	
DIV. I NON-CONF.	5- 5	162	0- 0	158	248	140	140	31	31	
TOTALS	RPI 1-25	RPI 26-50	W-L RECORDS	RPI 51-100	RPI 101-150	RPI 150+				
9- 12	0- 0	0- 0	OVERALL	1- 2	1- 1	7- 9				
5- 3	0- 0	0- 0	HOME	1- 0	1- 0	3- 3				
4- 9	0- 0	0- 0	AWAY	0- 2	0- 1	4- 6				
0- 0	0- 0	0- 0	NEUTRAL	0- 0	0- 0	0- 0				
5- 5	0- 0	0- 0	NON-CONFERENCE	1- 2	1- 1	3- 2				
2- 1	0- 0	0- 0	HOME	1- 0	1- 0	0- 1				
3- 4	0- 0	0- 0	AWAY	0- 2	0- 1	3- 1				
0- 0	0- 0	0- 0	NEUTRAL	0- 0	0- 0	0- 0				
4- 7	0- 0	0- 0	CONFERENCE	0- 0	0- 0	4- 7				
3- 2	0- 0	0- 0	HOME	0- 0	0- 0	3- 2				
1- 5	0- 0	0- 0	AWAY	0- 0	0- 0	1- 5				
0- 0	0- 0	0- 0	NEUTRAL	0- 0	0- 0	0- 0				

RPI 1-25			RPI 26-50			RPI 51-100			RPI 101+			Team's RPI: 265
RPI	S	Opponent	Score	RPI	S	Opponent	Score	RPI	S	Opponent	Score	
						57	A Michigan	40	88	116	H Towson	87 78
						71	A Virginia Tech	51	83	150	A Duquesne	64 73
						94	H Radford	89	77	176	A Rider	67 85
										178	H UMES	73 86
										217	A Robert Morris	58 70
										220	A Saint Francis (PA)	66 68
										220	H Saint Francis (PA)	72 83
										224	A Sacred Heart	41 76
										260	A Gardner-Webb	69 62
										261	H St. Francis Brooklyn	78 75
										299	H Central Conn. St.	84 53
										301	A UMBC	65 52
										307	H Bryant	68 73
										308	A Loyola Maryland	77 67
										309	A Wagner	76 92
										344	A Fairleigh Dickinson	63 47
										351	A LIU Brooklyn	61 71
										351	H LIU Brooklyn	61 45
LAST 12 Division I GAMES:												
351	A	LIU Brooklyn	61	71	309	A	Wagner	76	92			
224	A	Sacred Heart	41	76	299	H	Central Conn. St.	84	53			
220	H	Saint Francis (PA)	72	83	307	H	Bryant	68	73			
261	H	St. Francis Brooklyn	78	75	220	A	Saint Francis (PA)	66	68			
351	H	LIU Brooklyn	61	45	217	A	Robert Morris	58	70			
344	A	Fairleigh Dickinson	63	47	94	H	Radford	89	77			

Non-Div I Games: Washington Col. 74 50

Mt. St. Mary's

Average RPI Win:	277	WON-LOST	WINNING	LAST 10	STRENGTH OF	OPP. STRENGTH	TEAM	ADJ.	CONF.	ADJ CONF.
Average RPI Loss:	159	RECORD	PCT. RANK	GAMES	SCHEDULE	OF SCHEDULE	RPI	RPI	RPI	RPI
DIV. I ONLY	7- 14	256	1- 0	255	219	281	281	22	22	
DIV. I NON-CONF.	2- 7	288	0- 0	248	137	313	313	21	21	
TOTALS	RPI 1-25	RPI 26-50	W-L RECORDS	RPI 51-100	RPI 101-150	RPI 150+				
7- 14	0- 0	0- 2	OVERALL	0- 2	0- 3	7- 7				
5- 5	0- 0	0- 0	HOME	0- 1	0- 1	5- 3				
2- 9	0- 0	0- 2	AWAY	0- 1	0- 2	2- 4				
0- 0	0- 0	0- 0	NEUTRAL	0- 0	0- 0	0- 0				
2- 7	0- 0	0- 2	NON-CONFERENCE	0- 1	0- 0	2- 4				
2- 2	0- 0	0- 0	HOME	0- 0	0- 0	2- 2				
0- 5	0- 0	0- 2	AWAY	0- 1	0- 0	0- 2				
0- 0	0- 0	0- 0	NEUTRAL	0- 0	0- 0	0- 0				
5- 7	0- 0	0- 0	CONFERENCE	0- 1	0- 3	5- 3				
3- 3	0- 0	0- 0	HOME	0- 1	0- 1	3- 1				
2- 4	0- 0	0- 0	AWAY	0- 0	0- 2	2- 2				
0- 0	0- 0	0- 0	NEUTRAL	0- 0	0- 0	0- 0				

RPI S	Opponent	Score	RPI S	Opponent	Score	RPI S	Opponent	Score	RPI S	Opponent	Score	Team's RPI: 281
26	A Kentucky	49 88	61	A Tennessee	77 98	121	H Morehead St.	61 83				
44	A Butler	65 86	64	H Belmont	58 65	130	A Tennessee Tech	65 74				
						134	A UT Martin	67 75				
						160	H Southern Ill.	59 65				
						174	A Arkansas St.	63 74				
						187	A Illinois	52 84				
						201	A Jacksonville St.	64 59				
						222	A Southeast Mo. St.	64 59				
						256	A SIUE	54 71				
						256	H SIUE	81 75				
						271	A Eastern Ill.	67 75				
						271	H Eastern Ill.	60 51				
						290	H Tennessee St.	61 65				
						303	H Alabama A&M	53 59				
						323	H Lipscomb	97 61				
						327	H Eastern Ky.	81 63				
						336	H Evansville	81 53				
LAST 12 Division I GAMES:												
256	H SIUE	81 75	256	A SIUE	54 71							
271	H Eastern Ill.	60 51	271	A Eastern Ill.	67 75							
130	A Tennessee Tech	65 74	222	A Southeast Mo. St.	64 59							
201	A Jacksonville St.	64 59	134	A UT Martin	67 75							
290	H Tennessee St.	61 65	327	H Eastern Ky.	81 63							
64	H Belmont	58 65	121	H Morehead St.	61 83							

Non-Div I Games: Oakland City 113 55 Bethel (TN) 86 50

Murray St.

■ Loss,
 ■ Non-Conf,
 ■ S Site,
 ■ H Home
 ■ A Away
 N Neutral

Average RPI Win:	295	WON-LOST	WINNING	LAST 10	STRENGTH OF	OPP. STRENGTH	TEAM	ADJ.	CONF.	ADJ CONF.
Average RPI Loss:	139	RECORD	PCT. RANK	GAMES	SCHEDULE	OF SCHEDULE	RPI	RPI	RPI	RPI
DIV. I ONLY	12- 9	134	0- 1	339	284	218	218	32	32	
DIV. I NON-CONF.	2- 9	297	0- 1	264	131	291	291	32	32	
TOTALS	RPI 1-25	RPI 26-50	W-L RECORDS	RPI 51-100	RPI 101-150	RPI 150+				
12- 9	0- 0	0- 0	OVERALL	0- 3	0- 3	12- 3				
4- 3	0- 0	0- 0	HOME	0- 0	0- 3	4- 0				
8- 4	0- 0	0- 0	AWAY	0- 1	0- 0	8- 3				
0- 2	0- 0	0- 0	NEUTRAL	0- 2	0- 0	0- 0				
2- 9	0- 0	0- 0	NON-CONFERENCE	0- 3	0- 3	2- 3				
0- 3	0- 0	0- 0	HOME	0- 0	0- 3	0- 0				
2- 4	0- 0	0- 0	AWAY	0- 1	0- 0	2- 3				
0- 2	0- 0	0- 0	NEUTRAL	0- 2	0- 0	0- 0				
10- 0	0- 0	0- 0	CONFERENCE	0- 0	0- 0	10- 0				
4- 0	0- 0	0- 0	HOME	0- 0	0- 0	4- 0				
6- 0	0- 0	0- 0	AWAY	0- 0	0- 0	6- 0				
0- 0	0- 0	0- 0	NEUTRAL	0- 0	0- 0	0- 0				

RPI S	Opponent	Score	RPI S	Opponent	Score	RPI S	Opponent	Score	RPI S	Opponent	Score	Team's RPI: 218
						73 N	Yale	49 59	111 H	VCU	48 54	
						75 N	Maine	52 58	121 H	Morehead St.	67 72	
						96 A	Virginia	57 67	136 H	Akron	36 49	
									178 A	UMES	51 49	
									178 H	UMES	70 58	
									189 A	Elon	64 73	
									203 A	Navy	49 72	
									239 A	Bethune-Cookman	72 48	
									244 A	ETSU	56 61	
									294 A	Fla. Atlantic	67 65	
									295 H	Morgan St.	62 29	
									305 A	South Carolina St.	58 44	
									326 H	Coppin St.	66 42	
									337 A	Western Caro.	69 51	
									342 A	N.C. Central	52 49	
									346 A	Delaware St.	67 47	
									346 H	Delaware St.	72 49	
									349 A	Florida A&M	56 48	
LAST 12 Division I GAMES:												
			73 N	Yale	49 59	326 H	Coppin St.	66 42				
			178 H	UMES	70 58	295 H	Morgan St.	62 29				
			346 H	Delaware St.	72 49	178 A	UMES	51 49				
			239 A	Bethune-Cookman	72 48	346 A	Delaware St.	67 47				
			349 A	Florida A&M	56 48	305 A	South Carolina St.	58 44				
			342 A	N.C. Central	52 49	294 A	Fla. Atlantic	67 65				

Non-Div I Games: Winston-Salem 60 56 Johnson C. Smith 50 53

N.C. A&T

Loss, Non-Conf, S Site, H Home A Away N Neutral

N.C. Central

Through Games Of Feb. 11, 2019

Average RPI Win:	328	WON-LOST	WINNING	LAST 10	STRENGTH OF	OPP. STRENGTH	TEAM	ADJ.	CONF.	ADJ CONF.
Average RPI Loss:	212	RECORD	PCT. RANK	GAMES	SCHEDULE	OF SCHEDULE	RPI	RPI	RPI	RPI
DIV. I ONLY	6- 17	296	1- 0	346	334	342	342	32	32	
DIV. I NON-CONF.	2- 10	311	0- 0	282	288	340	340	32	32	
TOTALS	RPI 1-25	RPI 26-50	W-L RECORDS	RPI 51-100	RPI 101-150	RPI 150+				
6- 17	0- 1	0- 0	OVERALL	0- 0	0- 2	6- 14				
4- 8	0- 0	0- 0	HOME	0- 0	0- 1	4- 7				
2- 8	0- 1	0- 0	AWAY	0- 0	0- 1	2- 6				
0- 1	0- 0	0- 0	NEUTRAL	0- 0	0- 0	0- 1				
2- 10	0- 1	0- 0	NON-CONFERENCE	0- 0	0- 2	2- 7				
2- 4	0- 0	0- 0	HOME	0- 0	0- 1	2- 3				
0- 5	0- 1	0- 0	AWAY	0- 0	0- 1	0- 3				
0- 1	0- 0	0- 0	NEUTRAL	0- 0	0- 0	0- 1				
4- 7	0- 0	0- 0	CONFERENCE	0- 0	0- 0	4- 7				
2- 4	0- 0	0- 0	HOME	0- 0	0- 0	2- 4				
2- 3	0- 0	0- 0	AWAY	0- 0	0- 0	2- 3				
0- 0	0- 0	0- 0	NEUTRAL	0- 0	0- 0	0- 0				

RPI 1-25				RPI 26-50				RPI 51-100				RPI 101+ Team's RPI: 342			
RPI	S	Opponent	Score	RPI	S	Opponent	Score	RPI	S	Opponent	Score	RPI	S	Opponent	Score
11	A	Iowa	39 106									106	H	UNCW	82 89
												132	A	High Point	69 80
												155	A	Georgia St.	54 65
												178	A	UMES	49 59
												178	H	UMES	61 69
												186	H	Coastal Caro.	66 89
												189	H	Elon	54 83
												218	H	N.C. A&T	49 52
												230	A	Memphis	56 77
												239	A	Bethune-Cookman	54 72
												239	H	Bethune-Cookman	50 67
												259	A	Winthrop	41 66
												285	H	Wofford	66 59
												295	H	Morgan St.	62 65
												298	N	Kennesaw St.	54 78
												314	H	UNC Greensboro	66 57
												326	H	Coppin St.	62 57
												340	H	USC Upstate	63 82
												345	A	Savannah St.	71 67
												346	A	Delaware St.	61 71
												346	H	Delaware St.	65 64
												349	A	Florida A&M	64 57
LAST 12 Division I GAMES:															
346	H	Delaware St.	65 64	295	H	Morgan St.	62 65								
178	H	UMES	61 69	326	H	Coppin St.	62 57								
349	A	Florida A&M	64 57	346	A	Delaware St.	61 71								
239	A	Bethune-Cookman	54 72	178	A	UMES	49 59								
345	A	Savannah St.	71 67	239	H	Bethune-Cookman	50 67								
218	H	N.C. A&T	49 52	230	A	Memphis	56 77								

Non-Div I Games: Wilberforce 55 49

N.C. Central

Loss, Non-Conf, S Site, H Home A Away N Neutral

Average RPI Win:	101	WON-LOST	WINNING	LAST 10	STRENGTH OF	OPP. STRENGTH	TEAM	ADJ.	CONF.	ADJ CONF.
Average RPI Loss:	20	RECORD	PCT. RANK	GAMES	SCHEDULE	OF SCHEDULE	RPI	RPI	RPI	RPI
DIV. I ONLY	21- 2	8	0- 1	37	10	12	12	1	1	
DIV. I NON-CONF.	13- 0	1	0- 0	37	35	7	7	1	1	
TOTALS	RPI 1-25	RPI 26-50	W-L RECORDS	RPI 51-100	RPI 101-150	RPI 150+				
21- 2	1- 2	1- 0	OVERALL	11- 0	5- 0	3- 0				
13- 1	0- 1	0- 0	HOME	9- 0	2- 0	2- 0				
6- 1	0- 1	1- 0	AWAY	2- 0	3- 0	0- 0				
2- 0	1- 0	0- 0	NEUTRAL	0- 0	0- 0	1- 0				
13- 0	1- 0	0- 0	NON-CONFERENCE	7- 0	2- 0	3- 0				
9- 0	0- 0	0- 0	HOME	6- 0	1- 0	2- 0				
2- 0	0- 0	0- 0	AWAY	1- 0	1- 0	0- 0				
2- 0	1- 0	0- 0	NEUTRAL	0- 0	0- 0	1- 0				
8- 2	0- 2	1- 0	CONFERENCE	4- 0	3- 0	0- 0				
4- 1	0- 1	0- 0	HOME	3- 0	1- 0	0- 0				
4- 1	0- 1	1- 0	AWAY	1- 0	2- 0	0- 0				
0- 0	0- 0	0- 0	NEUTRAL	0- 0	0- 0	0- 0				

RPI 1-25				Team's RPI: 12		RPI 26-50				RPI 51-100				RPI 101+			
RPI	S	Opponent	Score	RPI	S	Opponent	Score	RPI	S	Opponent	Score	RPI	S	Opponent	Score		
16	A	Florida St.	70 75	42	A	Georgia Tech	68 60	57	H	Michigan	66 55	105	A	Boston College	85 69		
20	N	Michigan St.	78 74					58	H	Clemson	54 51	119	A	Wake Forest	59 50		
24	H	North Carolina	51 64					64	H	Belmont	77 62	127	H	Pittsburgh	63 34		
								69	H	Old Dominion	85 56	142	A	Chattanooga	78 58		
								71	H	Virginia Tech	70 61	148	H	Davidson	75 45		
								74	H	Duke	63 51	177	H	Vanderbilt	74 54		
								75	H	Maine	84 46	191	H	Hampton	83 51		
								85	H	Kent St.	78 61	207	N	George Washington	69 61		
								92	A	Georgetown	76 65						
								94	H	Radford	75 58						
								96	A	Virginia	66 38						
LAST 12 Division I GAMES:																	
16	A	Florida St.	70 75	96	A	Virginia	66 38										
24	H	North Carolina	51 64	127	H	Pittsburgh	63 34										
119	A	Wake Forest	59 50	105	A	Boston College	85 69										
42	A	Georgia Tech	68 60	74	H	Duke	63 51										
58	H	Clemson	54 51	148	H	Davidson	75 45										
71	H	Virginia Tech	70 61	142	A	Chattanooga	78 58										

Non-Div I Games:

NC State

N
J
I
TN
J
I
T

NJIT

Page 185

Average RPI Win: 239	WON-LOST	WINNING	LAST 10	STRENGTH OF	OPP. STRENGTH	TEAM	ADJ.	CONF.	ADJ CONF.
Average RPI Loss: 169	RECORD	PCT. RANK	GAMES	SCHEDULE	OF SCHEDULE	RPI	RPI	RPI	RPI
DIV. I ONLY	8- 12	234	1- 0	141	295	203	203	19	19
DIV. I NON-CONF.	4- 5	190	0- 0	135	322	186	186	22	22
TOTALS	RPI 1-25	RPI 26-50	W-L RECORDS	RPI 51-100	RPI 101-150	RPI 150+			
8- 12	0- 0	0- 1	OVERALL	0- 2	0- 3	8- 6			
4- 6	0- 0	0- 1	HOME	0- 2	0- 2	4- 1			
4- 6	0- 0	0- 0	AWAY	0- 0	0- 1	4- 5			
0- 0	0- 0	0- 0	NEUTRAL	0- 0	0- 0	0- 0			
4- 5	0- 0	0- 0	NON-CONFERENCE	0- 1	0- 2	4- 2			
2- 2	0- 0	0- 0	HOME	0- 1	0- 1	2- 0			
2- 3	0- 0	0- 0	AWAY	0- 0	0- 1	2- 2			
0- 0	0- 0	0- 0	NEUTRAL	0- 0	0- 0	0- 0			
4- 7	0- 0	0- 1	CONFERENCE	0- 1	0- 1	4- 4			
2- 4	0- 0	0- 1	HOME	0- 1	0- 1	2- 1			
2- 3	0- 0	0- 0	AWAY	0- 0	0- 0	2- 3			
0- 0	0- 0	0- 0	NEUTRAL	0- 0	0- 0	0- 0			

RPI 1-25				RPI 26-50				RPI 51-100				RPI 101+				Team's RPI: 203	
RPI	S	Opponent	Score	RPI	S	Opponent	Score	RPI	S	Opponent	Score	RPI	S	Opponent	Score		
				46	H	Bucknell	43 77	72	H	Penn	61 65	135	A	Colorado	43 59		
								95	H	American	45 58	143	H	Boston U.	35 49		
												147	H	Marist	48 72		
												151	A	Lehigh	55 66		
												151	H	Lehigh	38 56		
												176	A	Rider	66 60		
												208	H	Holy Cross	54 47		
												213	A	Monmouth	67 68		
												218	H	N.C. A&T	72 49		
												247	A	Colgate	62 49		
												247	H	Colgate	67 52		
												251	A	Air Force	54 47		
												253	H	Saint Joseph's	49 48		
												269	A	Norfolk St.	58 65		
												300	A	Army West Point	52 55		
												308	A	Loyola Maryland	58 46		
												311	A	Lafayette	42 55		
LAST 12 Division I GAMES:																	
				247	H	Colgate	67 52	208	H	Holy Cross	54 47						
				151	A	Lehigh	55 66	247	A	Colgate	62 49						
				46	H	Bucknell	43 77	95	H	American	45 58						
				143	H	Boston U.	35 49	151	H	Lehigh	38 56						
				311	A	Lafayette	42 55	308	A	Loyola Maryland	58 46						
				300	A	Army West Point	52 55	253	H	Saint Joseph's	49 48						

Non-Div I Games: Catholic 81 36

Navy

Nebraska

Through Games Of Feb. 11, 2019

Average RPI Win:	147	WON-LOST	WINNING	LAST 10	STRENGTH OF	OPP. STRENGTH	TEAM	ADJ.	CONF.	ADJ CONF.
Average RPI Loss:	60	RECORD	PCT. RANK	GAMES	SCHEDULE	OF SCHEDULE	RPI	RPI	RPI	RPI
DIV. I ONLY	11- 13	189	1- 0	28	32	97	97	4	4	
DIV. I NON-CONF.	5- 6	177	0- 0	102	31	147	147	6	6	
TOTALS	RPI 1-25	RPI 26-50	W-L RECORDS	RPI 51-100	RPI 101-150	RPI 150+				
11- 13	0- 6	0- 1	OVERALL	4- 3	3- 2	4- 1				
7- 5	0- 3	0- 1	HOME	2- 1	2- 0	3- 0				
3- 8	0- 3	0- 0	AWAY	1- 2	1- 2	1- 1				
1- 0	0- 0	0- 0	NEUTRAL	1- 0	0- 0	0- 0				
5- 6	0- 3	0- 0	NON-CONFERENCE	1- 1	1- 2	3- 0				
4- 1	0- 1	0- 0	HOME	0- 0	1- 0	3- 0				
0- 5	0- 2	0- 0	AWAY	0- 1	0- 2	0- 0				
1- 0	0- 0	0- 0	NEUTRAL	1- 0	0- 0	0- 0				
6- 7	0- 3	0- 1	CONFERENCE	3- 2	2- 0	1- 1				
3- 4	0- 2	0- 1	HOME	2- 1	1- 0	0- 0				
3- 3	0- 1	0- 0	AWAY	1- 1	1- 0	1- 1				
0- 0	0- 0	0- 0	NEUTRAL	0- 0	0- 0	0- 0				

RPI	S	Opponent	Score	RPI	S	Opponent	Score	RPI	S	Opponent	Score	RPI	S	Opponent	Score
3	A	Louisville	68 85	40	H	Indiana	78 82	52	A	Purdue	84 64	108	A	Ohio St.	78 69
11	A	Iowa	71 77					52	H	Purdue	67 61	112	H	Minnesota	63 57
17	H	Maryland	63 81					57	A	Michigan	61 67	115	A	Creighton	65 74
19	H	Rutgers	56 62					57	H	Michigan	70 56	118	H	Kansas	58 52
22	H	Drake	77 83					82	A	Arkansas	80 84	122	A	Washington St.	84 87
23	A	Miami (FL)	68 82					90	H	Northwestern	54 58	169	H	Denver	96 71
								94	N	Radford	77 39	185	A	Wisconsin	69 70
												187	A	Illinois	77 67
												324	H	San Jose St.	96 63
												340	H	USC Upstate	87 64
LAST 12 Division I GAMES:															
52	H	Purdue	67 61	112	H	Minnesota	63 57								
57	A	Michigan	61 67	187	A	Illinois	77 67								
40	H	Indiana	78 82	19	H	Rutgers	56 62								
52	A	Purdue	84 64	17	H	Maryland	63 81								
185	A	Wisconsin	69 70	11	A	Iowa	71 77								
90	H	Northwestern	54 58	108	A	Ohio St.	78 69								

Non-Div I Games:

Nebraska

■ Loss,
■ Non-Conf, S Site,
■ Home
■ Away
N Neutral

Nevada

Through Games Of Feb. 11, 2019

Average RPI Win: 268	WON-LOST	WINNING	LAST 10	STRENGTH OF	OPP. STRENGTH	TEAM	ADJ.	CONF.	ADJ CONF.
Average RPI Loss: 111	RECORD	PCT. RANK	GAMES	SCHEDULE	OF SCHEDULE	RPI	RPI	RPI	RPI
DIV. I ONLY	7- 14	256	0- 1	153	136	234	234	15	15
DIV. I NON-CONF.	3- 7	256	0- 1	210	108	280	280	13	13
TOTALS	RPI 1-25	RPI 26-50	W-L RECORDS	RPI 51-100	RPI 101-150	RPI 150+			
7- 14	0- 0	0- 3	OVERALL	0- 5	0- 3	7- 3			
4- 7	0- 0	0- 2	HOME	0- 2	0- 3	4- 0			
3- 5	0- 0	0- 1	AWAY	0- 1	0- 0	3- 3			
0- 2	0- 0	0- 0	NEUTRAL	0- 2	0- 0	0- 0			
3- 7	0- 0	0- 1	NON-CONFERENCE	0- 3	0- 2	3- 1			
2- 4	0- 0	0- 1	HOME	0- 1	0- 2	2- 0			
1- 1	0- 0	0- 0	AWAY	0- 0	0- 0	1- 1			
0- 2	0- 0	0- 0	NEUTRAL	0- 2	0- 0	0- 0			
4- 7	0- 0	0- 2	CONFERENCE	0- 2	0- 1	4- 2			
2- 3	0- 0	0- 1	HOME	0- 1	0- 1	2- 0			
2- 4	0- 0	0- 1	AWAY	0- 1	0- 0	2- 2			
0- 0	0- 0	0- 0	NEUTRAL	0- 0	0- 0	0- 0			

RPI S	Opponent	Score	RPI S	Opponent	Score	RPI S	Opponent	Score	RPI S	Opponent	Score	Team's RPI: 234
48	A New Mexico	74 85	48	H New Mexico	64 66	51	H Utah	52 74	113	H Fresno St.	63 79	
49	H Southern California	51 72	65	A Boise St.	65 80	65	H Boise St.	74 75	135	H Colorado	52 65	
			65	H Boise St.	74 75	91	N UC Davis	68 84	137	H Texas Tech	67 86	
			98	N Northern Ill.	69 98	68	N UC Davis	68 84	183	A Santa Clara	48 56	
						69	N Northern Ill.	69 98	215	H UNLV	70 62	
									221	A Utah St.	76 79	
									243	H Hawaii	79 78	
									248	A Colorado St.	62 38	
									248	H Colorado St.	68 57	
									251	A Air Force	74 79	
									258	A Long Beach St.	76 67	
									324	A San Jose St.	52 49	
									343	H Seattle U	67 54	
LAST 12 Division I GAMES:												
98	N Northern Ill.	69 98	251	A Air Force	74 79							
48	A New Mexico	74 85	65	H Boise St.	74 75							
248	H Colorado St.	68 57	113	H Fresno St.	63 79							
65	A Boise St.	65 80	324	A San Jose St.	52 49							
215	H UNLV	70 62	48	H New Mexico	64 66							
248	A Colorado St.	62 38	221	A Utah St.	76 79							

Non-Div I Games: Stanislaus St. 75 52

Nevada

■ Loss,
 ■ Non-Conf, S Site,
 ■ Home
 ■ Away
 N Neutral

Average RPI Win: 284		WON-LOST	WINNING	LAST 10	STRENGTH OF	OPP. STRENGTH	TEAM	ADJ.	CONF.	ADJ CONF.
Average RPI Loss: 186		RECORD	PCT. RANK	GAMES	SCHEDULE	OF SCHEDULE	RPI	RPI	RPI	RPI
DIV. I ONLY		5- 18	316	1- 0	258	270	312	312	23	23
DIV. I NON-CONF.		2- 10	311	0- 0	241	287	328	328	25	25
TOTALS	RPI 1-25	RPI 26-50		W-L RECORDS		RPI 51-100	RPI 101-150	RPI 150+		
5- 18	0- 0	0- 0		OVERALL		0- 4	0- 4	5- 10		
3- 7	0- 0	0- 0		HOME		0- 2	0- 1	3- 4		
2- 11	0- 0	0- 0		AWAY		0- 2	0- 3	2- 6		
0- 0	0- 0	0- 0		NEUTRAL		0- 0	0- 0	0- 0		
2- 10	0- 0	0- 0		NON-CONFERENCE		0- 2	0- 3	2- 5		
2- 3	0- 0	0- 0		HOME		0- 1	0- 0	2- 2		
0- 7	0- 0	0- 0		AWAY		0- 1	0- 3	0- 3		
0- 0	0- 0	0- 0		NEUTRAL		0- 0	0- 0	0- 0		
3- 8	0- 0	0- 0		CONFERENCE		0- 2	0- 1	3- 5		
1- 4	0- 0	0- 0		HOME		0- 1	0- 1	1- 2		
2- 4	0- 0	0- 0		AWAY		0- 1	0- 0	2- 3		
0- 0	0- 0	0- 0		NEUTRAL		0- 0	0- 0	0- 0		

RPI 1-25				RPI 26-50				RPI 51-100				RPI 101+				Team's RPI: 312	
RPI	S	Opponent	Score	RPI	S	Opponent	Score	RPI	S	Opponent	Score	RPI	S	Opponent	Score		
								75	A	Maine	46	67	107	H	Hartford	48	66
								75	H	Maine	45	69	112	A	Minnesota	47	70
								78	A	Northeastern	54	69	143	A	Boston U.	39	60
								93	H	Princeton	42	90	146	A	South Fla.	36	79
													159	H	Stony Brook	63	82
													200	H	Dartmouth	42	62
													208	H	Holy Cross	74	62
													224	H	Sacred Heart	60	71
													227	A	Brown	70	76
													240	A	Albany (NY)	41	59
													265	A	Binghamton	54	53
													265	H	Binghamton	62	71
													276	A	Vermont	60	69
													299	A	Central Conn. St.	47	56
													301	A	UMBC	62	64
													307	H	Bryant	79	74
													321	A	UMass Lowell	56	53
													321	H	UMass Lowell	54	46
													322	A	North Dakota St.	51	56
LAST 12 Division I GAMES:																	
				265	A	Binghamton	54	53	276	A	Vermont	60	69				
				321	H	UMass Lowell	54	46	159	H	Stony Brook	63	82				
				75	H	Maine	45	69	321	A	UMass Lowell	56	53				
				240	A	Albany (NY)	41	59	265	H	Binghamton	62	71				
				301	A	UMBC	62	64	75	A	Maine	46	67				
				107	H	Hartford	48	66	93	H	Princeton	42	90				

Non-Div I Games:	U New England	68	44
------------------	---------------	----	----

New Hampshire

Loss, Non-Conf, S Site, H Home A Away N Neutral

Average RPI Win:	181	WON-LOST	WINNING	LAST 10	STRENGTH OF	OPP. STRENGTH	TEAM	ADJ.	CONF.	ADJ CONF.
Average RPI Loss:	156	RECORD	PCT. RANK	GAMES	SCHEDULE	OF SCHEDULE	RPI	RPI	RPI	RPI
DIV. I ONLY	19- 3	15	1- 0	183	124	48	48	15	15	
DIV. I NON-CONF.	10- 1	17	1- 0	99	153	24	24	13	13	
TOTALS	RPI 1-25	RPI 26-50	W-L RECORDS	RPI 51-100	RPI 101-150	RPI 150+				
19- 3	0- 0	1- 1	OVERALL	1- 0	3- 0	14- 2				
13- 1	0- 0	0- 1	HOME	1- 0	2- 0	10- 0				
6- 2	0- 0	1- 0	AWAY	0- 0	1- 0	4- 2				
0- 0	0- 0	0- 0	NEUTRAL	0- 0	0- 0	0- 0				
10- 1	0- 0	0- 1	NON-CONFERENCE	1- 0	2- 0	7- 0				
7- 1	0- 0	0- 1	HOME	1- 0	1- 0	5- 0				
3- 0	0- 0	0- 0	AWAY	0- 0	1- 0	2- 0				
0- 0	0- 0	0- 0	NEUTRAL	0- 0	0- 0	0- 0				
9- 2	0- 0	1- 0	CONFERENCE	0- 0	1- 0	7- 2				
6- 0	0- 0	0- 0	HOME	0- 0	1- 0	5- 0				
3- 2	0- 0	1- 0	AWAY	0- 0	0- 0	2- 2				
0- 0	0- 0	0- 0	NEUTRAL	0- 0	0- 0	0- 0				

RPI S	Opponent	Score	RPI S	Opponent	Score	RPI S	Opponent	Score	RPI S	Opponent	Score
47	A Wyoming	78 75	50	H Auburn	76 79	53	H SFA	74 33	101	A Houston	89 84
									107	H Hartford	72 65
									113	H Fresno St.	82 73
									162	H Oklahoma	84 80
									166	A New Mexico St.	75 50
									166	H New Mexico St.	83 58
									180	H Texas St.	82 51
									202	A San Diego St.	59 61
									202	H San Diego St.	70 62
									215	A UNLV	57 66
									215	H UNLV	80 77
									221	A Utah St.	68 64
									233	H Sacramento St.	85 53
									234	A Nevada	66 64
									234	H Nevada	85 74
									235	A Northern Ariz.	84 55
									248	H Colorado St.	70 58
									251	H Air Force	78 57
									264	H UTEP	69 51
LAST 12 Division I GAMES:											
53	H SFA	74 33	221	A Utah St.	68 64						
107	H Hartford	72 65	215	H UNLV	80 77						
50	H Auburn	76 79	47	A Wyoming	78 75						
234	H Nevada	85 74	202	H San Diego St.	70 62						
202	A San Diego St.	59 61	248	H Colorado St.	70 58						
113	H Fresno St.	82 73	215	A UNLV	57 66						

Non-Div I Games:

New Mexico

■ Loss,
 ■ Non-Conf, S Site,
 ■ Home
 ■ Away
 N Neutral

Non-Conference				Through Games of Feb. 11, 1919						
Average RPI Win:	280	WON-LOST	WINNING	LAST 10	STRENGTH OF	OPP. STRENGTH	TEAM	ADJ.	CONF.	ADJ CONF.
Average RPI Loss:	146	RECORD	PCT. RANK	GAMES	SCHEDULE	OF SCHEDULE	RPI	RPI	RPI	RPI
DIV. I ONLY	15- 6	66	1- 0	304	340	166	166	30	30	
DIV. I NON-CONF.	6- 5	143	1- 0	171	329	153	153	30	30	
TOTALS	RPI 1-25	RPI 26-50	W-L RECORDS	RPI 51-100	RPI 101-150	RPI 150+				
15- 6	0- 0	0- 2	OVERALL	0- 0	0- 1	15- 3				
7- 2	0- 0	0- 1	HOME	0- 0	0- 0	7- 1				
7- 3	0- 0	0- 1	AWAY	0- 0	0- 0	7- 2				
1- 1	0- 0	0- 0	NEUTRAL	0- 0	0- 1	1- 0				
6- 5	0- 0	0- 2	NON-CONFERENCE	0- 0	0- 1	6- 2				
1- 2	0- 0	0- 1	HOME	0- 0	0- 0	1- 1				
4- 2	0- 0	0- 1	AWAY	0- 0	0- 0	4- 1				
1- 1	0- 0	0- 0	NEUTRAL	0- 0	0- 1	1- 0				
9- 1	0- 0	0- 0	CONFERENCE	0- 0	0- 0	9- 1				
6- 0	0- 0	0- 0	HOME	0- 0	0- 0	6- 0				
3- 1	0- 0	0- 0	AWAY	0- 0	0- 0	3- 1				
0- 0	0- 0	0- 0	NEUTRAL	0- 0	0- 0	0- 0				

RPI 1-25				RPI 26-50				RPI 51-100				RPI 101+ Team's RPI: 166			
RPI	S	Opponent	Score	RPI	S	Opponent	Score	RPI	S	Opponent	Score	RPI	S	Opponent	Score
				48	A	New Mexico	58 83					110	N	South Alabama	67 68
				48	H	New Mexico	50 75					165	A	UC Riverside	64 65
												167	H	Abilene Christian	46 58
												169	H	Denver	66 64
												219	H	UTRGV	71 63
												237	A	UMKC	90 86
												262	H	California Baptist	76 69
												264	A	UTEP	69 65
												267	A	A&M-Corpus Christi	67 65
												273	A	CSU Bakersfield	61 59
												273	H	CSU Bakersfield	61 48
												282	H	Utah Valley	58 52
												283	A	Western Mich.	66 54
												293	A	UC Santa Barbara	81 73
												339	A	Grand Canyon	51 54
												339	H	Grand Canyon	81 52
												343	H	Seattle U	75 55
												348	A	Chicago St.	87 66
												350	N	Alcorn	82 64
LAST 12 Division I GAMES:															
				350	N	Alcorn	82 64					282	H	Utah Valley	58 52
				339	H	Grand Canyon	81 52					343	H	Seattle U	75 55
				273	H	CSU Bakersfield	61 48					273	A	CSU Bakersfield	61 59
				348	A	Chicago St.	87 66					339	A	Grand Canyon	51 54
				237	A	UMKC	90 86					262	H	California Baptist	76 69
				219	H	UTRGV	71 63					293	A	UC Santa Barbara	81 73

Non-Div I Games:	Tex. Permian Basin	70	38	Northern N.M.	101	51
------------------	--------------------	----	----	---------------	-----	----

New Mexico St.

Loss, Non-Conf, S Site, H Home A Away N Neutral

Average RPI Win:	309	WON-LOST	WINNING	LAST 10	STRENGTH OF	OPP. STRENGTH	TEAM	ADJ.	CONF.	ADJ CONF.
Average RPI Loss:	178	RECORD	PCT. RANK	GAMES	SCHEDULE	OF SCHEDULE	RPI	RPI	RPI	RPI
DIV. I ONLY	5- 13	288	0- 0	320	253	318	318	25	25	
DIV. I NON-CONF.	1- 5	311	0- 0	138	81	229	229	23	23	
TOTALS	RPI 1-25	RPI 26-50	W-L RECORDS	RPI 51-100	RPI 101-150	RPI 150+				
5- 13	0- 1	0- 1	OVERALL	0- 2	0- 1	5- 8				
3- 5	0- 0	0- 0	HOME	0- 1	0- 0	3- 4				
2- 8	0- 1	0- 1	AWAY	0- 1	0- 1	2- 4				
0- 0	0- 0	0- 0	NEUTRAL	0- 0	0- 0	0- 0				
1- 5	0- 1	0- 1	NON-CONFERENCE	0- 0	0- 1	1- 2				
0- 1	0- 0	0- 0	HOME	0- 0	0- 0	0- 1				
1- 4	0- 1	0- 1	AWAY	0- 0	0- 1	1- 1				
0- 0	0- 0	0- 0	NEUTRAL	0- 0	0- 0	0- 0				
4- 8	0- 0	0- 0	CONFERENCE	0- 2	0- 0	4- 6				
3- 4	0- 0	0- 0	HOME	0- 1	0- 0	3- 3				
1- 4	0- 0	0- 0	AWAY	0- 1	0- 0	1- 3				
0- 0	0- 0	0- 0	NEUTRAL	0- 0	0- 0	0- 0				

RPI 1-25				RPI 26-50				RPI 51-100				RPI 101+ Team's RPI: 318			
RPI	S	Opponent	Score	RPI	S	Opponent	Score	RPI	S	Opponent	Score	RPI	S	Opponent	Score
23	A	Miami (FL)	38 78	31	A	Rice	56 67	53	A	SFA	38 97	127	A	Pittsburgh	38 90
								59	H	Lamar University	57 79	167	H	Abilene Christian	52 59
												171	A	Xavier	45 61
												179	H	Nicholls St.	62 76
												230	A	Memphis	66 59
												267	A	A&M-Corpus Christi	51 57
												289	H	Central Ark.	60 62
												296	H	La.-Monroe	44 57
												319	A	Incarnate Word	69 81
												319	H	Incarnate Word	58 55
												330	H	McNeese	88 76
												332	A	Houston Baptist	74 83
												333	A	Northwestern St.	67 62
												333	H	Northwestern St.	84 73
LAST 12 Division I GAMES:															
179	H	Nicholls St.	62 76	267	A	A&M-Corpus Christi	51 57								
333	H	Northwestern St.	84 73	53	A	SFA	38 97								
319	H	Incarnate Word	58 55	330	H	McNeese	88 76								
333	A	Northwestern St.	67 62	59	H	Lamar University	57 79								
319	A	Incarnate Word	69 81	332	A	Houston Baptist	74 83								
289	H	Central Ark.	60 62	167	H	Abilene Christian	52 59								

Non-Div I Games: Dillard 68 59 Centenary (LA) 104 42 Trinity Baptist 93 38

New Orleans

Loss, Non-Conf, S Site, H Home A Away N Neutral

Niagara

Through Games Of Feb. 11, 2019

Average RPI Win:	306	WON-LOST	WINNING	LAST 10	STRENGTH OF	OPP. STRENGTH	TEAM	ADJ.	CONF.	ADJ CONF.
Average RPI Loss:	129	RECORD	PCT. RANK	GAMES	SCHEDULE	OF SCHEDULE	RPI	RPI	RPI	RPI
DIV. I ONLY	11- 13	189	1- 0	286	187	238	238	26	26	
DIV. I NON-CONF.	4- 8	241	1- 0	175	91	246	246	28	28	
TOTALS	RPI 1-25	RPI 26-50	W-L RECORDS	RPI 51-100	RPI 101-150	RPI 150+				
11- 13	0- 3	0- 0	OVERALL	0- 4	0- 1	11- 5				
7- 4	0- 0	0- 0	HOME	0- 1	0- 1	7- 2				
3- 8	0- 3	0- 0	AWAY	0- 2	0- 0	3- 3				
1- 1	0- 0	0- 0	NEUTRAL	0- 1	0- 0	1- 0				
4- 8	0- 3	0- 0	NON-CONFERENCE	0- 2	0- 0	4- 3				
3- 2	0- 0	0- 0	HOME	0- 0	0- 0	3- 2				
0- 5	0- 3	0- 0	AWAY	0- 1	0- 0	0- 1				
1- 1	0- 0	0- 0	NEUTRAL	0- 1	0- 0	1- 0				
7- 5	0- 0	0- 0	CONFERENCE	0- 2	0- 1	7- 2				
4- 2	0- 0	0- 0	HOME	0- 1	0- 1	4- 0				
3- 3	0- 0	0- 0	AWAY	0- 1	0- 0	3- 2				
0- 0	0- 0	0- 0	NEUTRAL	0- 0	0- 0	0- 0				

RPI 1-25				RPI 26-50				RPI 51-100				RPI 101+ Team's RPI: 238			
RPI	S	Opponent	Score	RPI	S	Opponent	Score	RPI	S	Opponent	Score	RPI	S	Opponent	Score
9	A	Syracuse	45 94					66	A	Quinnipiac	42 62	147	H	Marist	58 87
10	A	Iowa St.	35 95					66	H	Quinnipiac	55 96	211	H	St. Bonaventure	48 76
25	A	Buffalo	61 88					70	A	West Virginia	32 84	213	A	Monmouth	54 76
								73	N	Yale	64 67	229	H	Howard	61 68
												247	H	Colgate	74 69
												253	A	Saint Joseph's	54 68
												265	H	Binghamton	79 72
												295	N	Morgan St.	67 57
												304	A	Manhattan	58 54
												304	H	Manhattan	61 51
												306	A	Fairfield	54 55
												306	H	Fairfield	71 68
												326	H	Coppin St.	71 69
												328	A	Saint Peter's	75 66
												328	H	Saint Peter's	81 57
												331	A	Iona	58 46
												331	H	Iona	72 53
LAST 12 Division I GAMES:															
295	N	Morgan St.	67 57	213	A	Monmouth	54 76								
73	N	Yale	64 67	304	A	Manhattan	58 54								
306	A	Fairfield	54 55	306	H	Fairfield	71 68								
66	A	Quinnipiac	42 62	66	H	Quinnipiac	55 96								
331	H	Iona	72 53	331	A	Iona	58 46								
328	H	Saint Peter's	81 57	328	A	Saint Peter's	75 66								

Non-Div I Games:

Niagara

■ Loss,
 ■ Non-Conf,
 ■ S Site,
 ■ H Home
 ■ A Away
 N Neutral

Average RPI Win:	292	WON-LOST	WINNING	LAST 10	STRENGTH OF	OPP. STRENGTH	TEAM	ADJ.	CONF.	ADJ CONF.
Average RPI Loss:	114	RECORD	PCT. RANK	GAMES	SCHEDULE	OF SCHEDULE	RPI	RPI	RPI	RPI
DIV. I ONLY	11- 9	142	0- 1	297	221	179	179	25	25	
DIV. I NON-CONF.	4- 6	212	0- 1	199	96	170	170	23	23	
TOTALS	RPI 1-25	RPI 26-50	W-L RECORDS	RPI 51-100	RPI 101-150	RPI 150+				
11- 9	0- 1	0- 1	OVERALL	0- 3	0- 1	11- 3				
5- 1	0- 0	0- 0	HOME	0- 0	0- 0	5- 1				
5- 7	0- 1	0- 1	AWAY	0- 3	0- 1	5- 1				
1- 1	0- 0	0- 0	NEUTRAL	0- 0	0- 0	1- 1				
4- 6	0- 1	0- 1	NON-CONFERENCE	0- 1	0- 1	4- 2				
1- 0	0- 0	0- 0	HOME	0- 0	0- 0	1- 0				
2- 5	0- 1	0- 1	AWAY	0- 1	0- 1	2- 1				
1- 1	0- 0	0- 0	NEUTRAL	0- 0	0- 0	1- 1				
7- 3	0- 0	0- 0	CONFERENCE	0- 2	0- 0	7- 1				
4- 1	0- 0	0- 0	HOME	0- 0	0- 0	4- 1				
3- 2	0- 0	0- 0	AWAY	0- 2	0- 0	3- 0				
0- 0	0- 0	0- 0	NEUTRAL	0- 0	0- 0	0- 0				

RPI 1-25				RPI 26-50				RPI 51-100				RPI 101+ Team's RPI: 179			
RPI	S	Opponent	Score	RPI	S	Opponent	Score	RPI	S	Opponent	Score	RPI	S	Opponent	Score
2	A	Baylor	39 100	50	A	Auburn	59 80	53	A	SFA	62 70	144	A	Tulane	46 71
								55	A	LSU	44 76	152	N	Delaware	56 71
								59	A	Lamar University	65 78	180	A	Texas St.	67 72
												209	N	Texas Southern	58 57
												264	A	UTEP	58 56
												267	H	A&M-Corpus Christi	85 55
												275	A	Southeastern La.	73 66
												289	A	Central Ark.	64 60
												296	A	La.-Monroe	55 54
												310	H	Mississippi Val.	72 47
												318	A	New Orleans	76 62
												319	H	Incarinate Word	86 62
												330	H	McNeese	68 69
												332	H	Houston Baptist	77 54
												333	H	Northwestern St.	97 86
LAST 12 Division I GAMES:															
152	N	Delaware	56 71	289	A	Central Ark.	64 60								
180	A	Texas St.	67 72	330	H	McNeese	68 69								
318	A	New Orleans	76 62	332	H	Houston Baptist	77 54								
275	A	Southeastern La.	73 66	53	A	SFA	62 70								
59	A	Lamar University	65 78	319	H	Incarinate Word	86 62								
267	H	A&M-Corpus Christi	85 55	333	H	Northwestern St.	97 86								

Non-Div I Games: Southern-N.O. 86 49 William Carey 86 45

Nicholls St.

Loss, Non-Conf, S Site, H Home A Away N Neutral

Average RPI Win:	304	WON-LOST	WINNING	LAST 10	STRENGTH OF	OPP. STRENGTH	TEAM	ADJ.	CONF.	ADJ CONF.
Average RPI Loss:	182	RECORD	PCT. RANK	GAMES	SCHEDULE	OF SCHEDULE	RPI	RPI	RPI	RPI
DIV. I ONLY	10- 11	180	1- 0	341	312	269	269	32	32	
DIV. I NON-CONF.	3- 8	267	1- 0	285	148	307	307	32	32	
TOTALS	RPI 1-25	RPI 26-50	W-L RECORDS	RPI 51-100	RPI 101-150	RPI 150+				
10- 11	0- 0	0- 0	OVERALL	0- 1	0- 2	10- 8				
5- 3	0- 0	0- 0	HOME	0- 0	0- 0	5- 3				
4- 8	0- 0	0- 0	AWAY	0- 1	0- 2	4- 5				
1- 0	0- 0	0- 0	NEUTRAL	0- 0	0- 0	1- 0				
3- 8	0- 0	0- 0	NON-CONFERENCE	0- 1	0- 2	3- 5				
2- 2	0- 0	0- 0	HOME	0- 0	0- 0	2- 2				
0- 6	0- 0	0- 0	AWAY	0- 1	0- 2	0- 3				
1- 0	0- 0	0- 0	NEUTRAL	0- 0	0- 0	1- 0				
7- 3	0- 0	0- 0	CONFERENCE	0- 0	0- 0	7- 3				
3- 1	0- 0	0- 0	HOME	0- 0	0- 0	3- 1				
4- 2	0- 0	0- 0	AWAY	0- 0	0- 0	4- 2				
0- 0	0- 0	0- 0	NEUTRAL	0- 0	0- 0	0- 0				

RPI 1-25			RPI 26-50			RPI 51-100			RPI 101+			Team's RPI: 269
RPI	S	Opponent	Score	RPI	S	Opponent	Score	RPI	S	Opponent	Score	
						69 A Old Dominion	53 69			119 A Wake Forest	61 63	
										132 A High Point	51 83	
										151 A Lehigh	41 62	
										163 H William & Mary	44 55	
										178 H UMES	43 59	
										196 A Ole Miss	42 60	
										203 H Navy	65 58	
										229 A Howard	70 74	
										232 N Liberty	66 53	
										239 A Bethune-Cookman	58 65	
										239 H Bethune-Cookman	57 50	
										242 H Campbell	49 57	
										284 A La Salle	52 62	
										305 A South Carolina St.	57 50	
										326 A Coppin St.	68 63	
										341 H Longwood	74 42	
										345 A Savannah St.	78 42	
										346 H Delaware St.	63 50	
										349 A Florida A&M	69 45	
										349 H Florida A&M	60 58	
LAST 12 Division I GAMES:												
						232 N Liberty	66 53			345 A Savannah St.	78 42	
						349 A Florida A&M	69 45			239 H Bethune-Cookman	57 50	
						239 A Bethune-Cookman	58 65			326 A Coppin St.	68 63	
						229 A Howard	70 74			349 H Florida A&M	60 58	
						178 H UMES	43 59			346 H Delaware St.	63 50	
						305 A South Carolina St.	57 50			119 A Wake Forest	61 63	

Non-Div I Games: Cheyney 93 40 Saint Augustine's 71 38

Norfolk St.

■ Loss,
 ■ Non-Conf,
 ■ S Site,
 ■ H Home
 ■ A Away
 N Neutral

Average RPI Win:	273	WON-LOST	WINNING	LAST 10	STRENGTH OF	OPP. STRENGTH	TEAM	ADJ.	CONF.	ADJ CONF.
Average RPI Loss:	102	RECORD	PCT. RANK	GAMES	SCHEDULE	OF SCHEDULE	RPI	RPI	RPI	RPI
DIV. I ONLY	13- 3	24	0- 0	342	247	140	140	24	24	
DIV. I NON-CONF.	5- 1	37	0- 0	348	180	165	165	26	26	
TOTALS	RPI 1-25	RPI 26-50	W-L RECORDS	RPI 51-100	RPI 101-150	RPI 150+				
13- 3	0- 0	0- 0	OVERALL	0- 2	0- 0	13- 1				
5- 1	0- 0	0- 0	HOME	0- 1	0- 0	5- 0				
6- 2	0- 0	0- 0	AWAY	0- 1	0- 0	6- 1				
2- 0	0- 0	0- 0	NEUTRAL	0- 0	0- 0	2- 0				
5- 1	0- 0	0- 0	NON-CONFERENCE	0- 0	0- 0	5- 1				
1- 0	0- 0	0- 0	HOME	0- 0	0- 0	1- 0				
2- 1	0- 0	0- 0	AWAY	0- 0	0- 0	2- 1				
2- 0	0- 0	0- 0	NEUTRAL	0- 0	0- 0	2- 0				
8- 2	0- 0	0- 0	CONFERENCE	0- 2	0- 0	8- 0				
4- 1	0- 0	0- 0	HOME	0- 1	0- 0	4- 0				
4- 1	0- 0	0- 0	AWAY	0- 1	0- 0	4- 0				
0- 0	0- 0	0- 0	NEUTRAL	0- 0	0- 0	0- 0				

RPI 1-25				RPI 26-50				RPI 51-100				RPI 101+ Team's RPI: 140					
RPI	S	Opponent	Score	RPI	S	Opponent	Score	RPI	S	Opponent	Score	RPI	S	Opponent	Score		
								68	A	FGCU	51	76	171	A	Xavier	81	94
								68	H	FGCU	52	68	177	A	Vanderbilt	74	71
													214	H	Stetson	71	55
													222	N	Southeast Mo. St.	80	67
													236	A	Jacksonville	62	59
													249	H	Alabama St.	68	42
													274	A	North Florida	70	64
													274	H	North Florida	77	62
													298	H	Kennesaw St.	80	55
													310	A	Mississippi Val.	86	72
													320	A	NJIT	77	54
													320	H	NJIT	72	60
													323	A	Lipscomb	81	60
													337	N	Western Caro.	89	66
LAST 12 Division I GAMES:																	
274	H	North Florida	77	62	236	A	Jacksonville	62	59								
68	A	FGCU	51	76	320	H	NJIT	72	60								
323	A	Lipscomb	81	60	68	H	FGCU	52	68								
320	A	NJIT	77	54	274	A	North Florida	70	64								
298	H	Kennesaw St.	80	55	310	A	Mississippi Val.	86	72								
214	H	Stetson	71	55	171	A	Xavier	81	94								

Non-Div I Games: Stillman 99 43 Martin Methodist 79 48 Lane 98 57 Blue Mountain (MS) 70 42
North Ala.

North Carolina

Through Games Of Feb. 11, 2019

Average RPI Win:	103	WON-LOST	WINNING	LAST 10	STRENGTH OF	OPP. STRENGTH	TEAM	ADJ.	CONF.	ADJ CONF.
Average RPI Loss:	52	RECORD	PCT. RANK	GAMES	SCHEDULE	OF SCHEDULE	RPI	RPI	RPI	RPI
DIV. I ONLY	15- 10	119	1- 0	4	19	24	24	1	1	
DIV. I NON-CONF.	9- 5	104	0- 0	38	80	49	49	1	1	
TOTALS	RPI 1-25	RPI 26-50	W-L RECORDS	RPI 51-100	RPI 101-150	RPI 150+				
15- 10	2- 4	3- 2	OVERALL	3- 2	4- 2	3- 0				
8- 3	1- 1	1- 0	HOME	1- 2	3- 0	2- 0				
4- 5	1- 3	0- 0	AWAY	2- 0	0- 2	1- 0				
3- 2	0- 0	2- 2	NEUTRAL	0- 0	1- 0	0- 0				
9- 5	0- 0	2- 2	NON-CONFERENCE	1- 1	3- 2	3- 0				
5- 1	0- 0	0- 0	HOME	1- 1	2- 0	2- 0				
1- 2	0- 0	0- 0	AWAY	0- 0	0- 2	1- 0				
3- 2	0- 0	2- 2	NEUTRAL	0- 0	1- 0	0- 0				
6- 5	2- 4	1- 0	CONFERENCE	2- 1	1- 0	0- 0				
3- 2	1- 1	1- 0	HOME	0- 1	1- 0	0- 0				
3- 3	1- 3	0- 0	AWAY	2- 0	0- 0	0- 0				
0- 0	0- 0	0- 0	NEUTRAL	0- 0	0- 0	0- 0				

RPI S	Opponent	Score	RPI S	Opponent	Score	RPI S	Opponent	Score	RPI S	Opponent	Score
1	H Notre Dame	78 73	26	N Kentucky	75 85	58	A Clemson	70 64	106	H UNCW	82 55
3	A Louisville	66 73	31	N Rice	71 50	71	A Virginia Tech	81 69	108	A Ohio St.	69 76
9	A Syracuse	77 90	37	N UCLA	83 49	74	H Duke	69 85	111	H VCU	59 47
12	A NC State	64 51	42	H Georgia Tech	91 90	75	H Maine	73 85	119	H Wake Forest	84 61
16	H Florida St.	63 64	50	N Auburn	81 86	85	H Kent St.	73 60	135	A Colorado	74 86
23	A Miami (FL)	68 76							146	N South Fla.	71 69
									189	A Elon	100 69
									229	H Howard	85 63
									314	H UNC Greensboro	83 62
LAST 12 Division I GAMES:											
58	A Clemson	70 64	23	A Miami (FL)	68 76						
74	H Duke	69 85	119	H Wake Forest	84 61						
12	A NC State	64 51	9	A Syracuse	77 90						
42	H Georgia Tech	91 90	16	H Florida St.	63 64						
1	H Notre Dame	78 73	3	A Louisville	66 73						
71	A Virginia Tech	81 69	229	H Howard	85 63						

Non-Div I Games:

North Carolina

Loss, Non-Conf, S Site, H Home A Away N Neutral

North Dakota

Through Games Of Feb. 11, 2019

Average RPI Win:	275	WON-LOST	WINNING	LAST 10	STRENGTH OF	OPP. STRENGTH	TEAM	ADJ.	CONF.	ADJ CONF.
Average RPI Loss:	138	RECORD	PCT. RANK	GAMES	SCHEDULE	OF SCHEDULE	RPI	RPI	RPI	RPI
DIV. I ONLY	9- 15	242	0- 1	240	152	225	225	18	18	
DIV. I NON-CONF.	4- 8	241	0- 0	194	107	196	196	18	18	
TOTALS	RPI 1-25	RPI 26-50	W-L RECORDS	RPI 51-100	RPI 101-150	RPI 150+				
9- 15	0- 2	0- 3	OVERALL	0- 1	0- 1	9- 8				
3- 4	0- 0	0- 2	HOME	0- 0	0- 0	3- 2				
4- 11	0- 2	0- 1	AWAY	0- 1	0- 1	4- 6				
2- 0	0- 0	0- 0	NEUTRAL	0- 0	0- 0	2- 0				
4- 8	0- 2	0- 0	NON-CONFERENCE	0- 1	0- 1	4- 4				
0- 1	0- 0	0- 0	HOME	0- 0	0- 0	0- 1				
2- 7	0- 2	0- 0	AWAY	0- 1	0- 1	2- 3				
2- 0	0- 0	0- 0	NEUTRAL	0- 0	0- 0	2- 0				
5- 7	0- 0	0- 3	CONFERENCE	0- 0	0- 0	5- 4				
3- 3	0- 0	0- 2	HOME	0- 0	0- 0	3- 1				
2- 4	0- 0	0- 1	AWAY	0- 0	0- 0	2- 3				
0- 0	0- 0	0- 0	NEUTRAL	0- 0	0- 0	2- 0				

RPI 1-25				RPI 26-50				RPI 51-100				RPI 101+ Team's RPI: 225			
RPI	S	Opponent	Score	RPI	S	Opponent	Score	RPI	S	Opponent	Score	RPI	S	Opponent	Score
9	A	Syracuse	49 85	28	A	South Dakota St.	58 81	83	A	UNI	60 64	133	A	Penn St.	68 75
10	A	Iowa St.	35 87	28	H	South Dakota St.	48 66					169	A	Denver	66 87
				39	H	South Dakota	50 80					175	A	Oral Roberts	75 67
												190	A	Illinois St.	55 67
												193	H	Milwaukee	46 64
												197	A	Massachusetts	59 52
												214	A	Stetson	63 74
												215	A	Western Ill.	90 111
												215	H	Western Ill.	80 92
												228	A	Rhode Island	63 77
												241	N	San Francisco	100 97
												283	N	Western Mich.	62 50
												292	A	Valparaiso	62 56
												317	A	Omaha	69 68
												317	H	Omaha	68 57
												322	A	North Dakota St.	57 69
												322	H	North Dakota St.	70 58
												334	H	Purdue Fort Wayne	79 60
LAST 12 Division I GAMES:															
28	A	South Dakota St.	58 81	28	H	South Dakota St.	48 66								
322	H	North Dakota St.	70 58	215	H	Western Ill.	80 92								
317	A	Omaha	69 68	317	H	Omaha	68 57								
215	A	Western Ill.	90 111	169	A	Denver	66 87								
39	H	South Dakota	50 80	175	A	Oral Roberts	75 67								
322	A	North Dakota St.	57 69	334	H	Purdue Fort Wayne	79 60								

Non-Div I Games: Mayville St. 84 50

North Dakota

Loss, Non-Conf, S Site, H Home A Away N Neutral

RPI 1-25				RPI 26-50				RPI 51-100				RPI 101+				Team's RPI: 322	
RPI	S	Opponent	Score	RPI	S	Opponent	Score	RPI	S	Opponent	Score	RPI	S	Opponent	Score		
				28	A	South Dakota St.	33 86	81	A	Pacific	68 75	115	H	Creighton	51 86		
				39	H	South Dakota	41 67	98	A	Northern Ill.	63 81	169	A	Denver	54 81		
												169	H	Denver	67 87		
												172	N	North Texas	78 92		
												175	A	Oral Roberts	72 101		
												185	A	Wisconsin	53 64		
												193	H	Milwaukee	55 57		
												214	A	Stetson	59 60		
												215	A	Western Ill.	70 82		
												215	H	Western Ill.	68 60		
												225	A	North Dakota	58 70		
												225	H	North Dakota	69 57		
												237	H	UMKC	59 69		
												241	N	San Francisco	42 75		
												292	A	Valparaiso	51 48		
												312	H	New Hampshire	56 51		
												317	A	Omaha	61 78		
												334	H	Purdue Fort Wayne	70 54		
LAST 12 Division I GAMES:																	
				169	H	Denver	67 87	169	A	Denver	54 81						
				225	A	North Dakota	58 70	215	H	Western Ill.	68 60						
				215	A	Western Ill.	70 82	317	A	Omaha	61 78						
				175	A	Oral Roberts	72 101	39	H	South Dakota	41 67						
				28	A	South Dakota St.	33 86	334	H	Purdue Fort Wayne	70 54						
				225	H	North Dakota	69 57	214	A	Stetson	59 60						

Non-Div I Games:	Mayville St.	49	43
------------------	--------------	----	----

North Florida

Through Games Of Feb. 11, 2019

Average RPI Win:	307	WON-LOST	WINNING	LAST 10	STRENGTH OF	OPP. STRENGTH	TEAM	ADJ.	CONF.	ADJ CONF.
Average RPI Loss:	161	RECORD	PCT. RANK	GAMES	SCHEDULE	OF SCHEDULE	RPI	RPI	RPI	RPI
DIV. I ONLY	7- 12	243	0- 1	252	282	274	274	24	24	
DIV. I NON-CONF.	3- 6	241	0- 0	307	272	316	316	26	26	
TOTALS	RPI 1-25	RPI 26-50	W-L RECORDS	RPI 51-100	RPI 101-150	RPI 150+				
7- 12	0- 1	0- 1	OVERALL	0- 2	0- 2	7- 6				
5- 4	0- 0	0- 0	HOME	0- 1	0- 1	5- 2				
2- 8	0- 1	0- 1	AWAY	0- 1	0- 1	2- 4				
0- 0	0- 0	0- 0	NEUTRAL	0- 0	0- 0	0- 0				
3- 6	0- 1	0- 1	NON-CONFERENCE	0- 0	0- 0	3- 4				
3- 1	0- 0	0- 0	HOME	0- 0	0- 0	3- 1				
0- 5	0- 1	0- 1	AWAY	0- 0	0- 0	0- 3				
0- 0	0- 0	0- 0	NEUTRAL	0- 0	0- 0	0- 0				
4- 6	0- 0	0- 0	CONFERENCE	0- 2	0- 2	4- 2				
2- 3	0- 0	0- 0	HOME	0- 1	0- 1	2- 1				
2- 3	0- 0	0- 0	AWAY	0- 1	0- 1	2- 1				
0- 0	0- 0	0- 0	NEUTRAL	0- 0	0- 0	0- 0				

RPI S	Opponent	Score	RPI S	Opponent	Score	RPI S	Opponent	Score	RPI S	Opponent	Score	Team's RPI: 274
16	A Florida St.	53 74	40	A Indiana	52 75	68	A FGCU	48 80	140	A North Ala.	62 77	
						68	H FGCU	66 105	140	H North Ala.	64 70	
									196	A Ole Miss	69 82	
									214	H Stetson	71 57	
									232	A Liberty	53 69	
									236	H Jacksonville	72 80	
									239	A Bethune-Cookman	60 76	
									248	A Colorado St.	59 61	
									298	A Kennesaw St.	71 60	
									303	H Alabama A&M	62 63	
									316	H Charleston So.	82 76	
									323	A Lipscomb	68 53	
									323	H Lipscomb	72 66	
									325	H FIU	62 53	
									349	H Florida A&M	64 53	
LAST 12 Division I GAMES:												
140	A North Ala.	62 77	214	H Stetson	71 57							
323	H Lipscomb	72 66	68	H FGCU	66 105							
298	A Kennesaw St.	71 60	323	A Lipscomb	68 53							
68	A FGCU	48 80	140	H North Ala.	64 70							
236	H Jacksonville	72 80	196	A Ole Miss	69 82							
232	A Liberty	53 69	303	H Alabama A&M	62 63							

Non-Div I Games: Trinity Baptist 99 40 Warner 67 36

North Florida

Loss, Non-Conf, S Site, H Home A Away N Neutral

North Texas

Through Games Of Feb. 11, 2019

Average RPI Win:	209	WON-LOST	WINNING	LAST 10	STRENGTH OF	OPP. STRENGTH	TEAM	ADJ.	CONF.	ADJ CONF.
Average RPI Loss:	124	RECORD	PCT. RANK	GAMES	SCHEDULE	OF SCHEDULE	RPI	RPI	RPI	RPI
DIV. I ONLY	9- 11	203	1- 0	119	144	172	172	14	14	
DIV. I NON-CONF.	4- 5	190	0- 0	212	135	237	237	19	19	
TOTALS	RPI 1-25	RPI 26-50	W-L RECORDS	RPI 51-100	RPI 101-150	RPI 150+				
9- 11	0- 0	0- 3	OVERALL	1- 3	1- 1	7- 4				
5- 4	0- 0	0- 1	HOME	1- 1	0- 0	4- 2				
3- 6	0- 0	0- 1	AWAY	0- 2	1- 1	2- 2				
1- 1	0- 0	0- 1	NEUTRAL	0- 0	0- 0	1- 0				
4- 5	0- 0	0- 2	NON-CONFERENCE	1- 1	0- 0	3- 2				
3- 2	0- 0	0- 1	HOME	1- 0	0- 0	2- 1				
0- 2	0- 0	0- 0	AWAY	0- 1	0- 0	0- 1				
1- 1	0- 0	0- 1	NEUTRAL	0- 0	0- 0	1- 0				
5- 6	0- 0	0- 1	CONFERENCE	0- 2	1- 1	4- 2				
2- 2	0- 0	0- 0	HOME	0- 1	0- 0	2- 1				
3- 4	0- 0	0- 1	AWAY	0- 1	1- 1	2- 1				
0- 0	0- 0	0- 0	NEUTRAL	0- 0	0- 0	0- 0				

RPI S	Opponent	Score	RPI S	Opponent	Score	RPI S	Opponent	Score	RPI S	Opponent	Score	Team's RPI: 172
29	H Texas	54 64	54	A Kansas St.	42 60	125	A UAB	60 70				
31	A Rice	52 64	56	A Middle Tenn.	46 61	128	A Western Ky.	76 67				
47	N Wyoming	49 53	63	H Missouri St.	83 76	153	H Charlotte	68 63				
			69	H Old Dominion	71 72	154	A Louisiana Tech	65 54				
						192	A Southern Miss.	62 48				
						205	A SMU	66 73				
						221	H Utah St.	41 57				
						226	A Marshall	55 67				
						264	H UTEP	70 51				
						273	H CSU Bakersfield	71 59				
						297	H UTSA	54 57				
						322	N North Dakota St.	92 78				
						332	H Houston Baptist	100 75				
LAST 12 Division I GAMES:												
128	A Western Ky.	76 67	31	A Rice	52 64							
226	A Marshall	55 67	297	H UTSA	54 57							
153	H Charlotte	68 63	264	H UTEP	70 51							
69	H Old Dominion	71 72	192	A Southern Miss.	62 48							
56	A Middle Tenn.	46 61	154	A Louisiana Tech	65 54							
125	A UAB	60 70	273	H CSU Bakersfield	71 59							

Non-Div I Games: Mid-Amer. Christian82 35 Xavier (LA) 59 46 Okla. Panhandle 93 52

North Texas

Loss, Non-Conf, S Site, H Home A Away N Neutral

Northeastern

Through Games Of Feb. 11, 2019

Average RPI Win:	184	WON-LOST	WINNING	LAST 10	STRENGTH OF	OPP. STRENGTH	TEAM	ADJ.	CONF.	ADJ CONF.
Average RPI Loss:	110	RECORD	PCT. RANK	GAMES	SCHEDULE	OF SCHEDULE	RPI	RPI	RPI	RPI
DIV. I ONLY	15- 7	76	1- 0	110	164	78	78	10	10	
DIV. I NON-CONF.	10- 1	17	0- 0	160	233	28	28	10	10	
TOTALS	RPI 1-25	RPI 26-50	W-L RECORDS	RPI 51-100	RPI 101-150	RPI 150+				
15- 7	0- 0	0- 2	OVERALL	1- 1	5- 3	9- 1				
10- 2	0- 0	0- 1	HOME	1- 1	3- 0	6- 0				
5- 5	0- 0	0- 1	AWAY	0- 0	2- 3	3- 1				
0- 0	0- 0	0- 0	NEUTRAL	0- 0	0- 0	0- 0				
10- 1	0- 0	0- 0	NON-CONFERENCE	1- 0	4- 1	5- 0				
6- 0	0- 0	0- 0	HOME	1- 0	2- 0	3- 0				
4- 1	0- 0	0- 0	AWAY	0- 0	2- 1	2- 0				
0- 0	0- 0	0- 0	NEUTRAL	0- 0	0- 0	0- 0				
5- 6	0- 0	0- 2	CONFERENCE	0- 1	1- 2	4- 1				
4- 2	0- 0	0- 1	HOME	0- 1	1- 0	3- 0				
1- 4	0- 0	0- 1	AWAY	0- 0	0- 2	1- 1				
0- 0	0- 0	0- 0	NEUTRAL	0- 0	0- 0	0- 0				

RPI S	Opponent	Score	RPI S	Opponent	Score	RPI S	Opponent	Score	RPI S	Opponent	Score
35	A James Madison	49 84	35	H James Madison	51 58	75	H Maine	63 55	106	A UNCW	70 83
						77	H Drexel	59 61	114	A Dayton	84 79
									116	A Towson	83 88
									116	H Towson	77 68
									117	A Providence	65 59
									129	H Fordham	58 54
									143	H Boston U.	81 51
									147	A Marist	84 90
									152	H Delaware	75 62
									163	H William & Mary	88 74
									189	H Elon	79 71
									197	H Massachusetts	53 52
									210	A Florida	79 66
									251	H Air Force	54 41
									254	A Hofstra	61 78
									291	A Col. of Charleston	87 56
									306	A Fairfield	59 50
									312	H New Hampshire	69 54
LAST 12 Division I GAMES:											
116	H Towson	77 68	77	H Drexel	59 61						
35	H James Madison	51 58	35	A James Madison	49 84						
106	A UNCW	70 83	116	A Towson	83 88						
291	A Col. of Charleston	87 56	163	H William & Mary	88 74						
254	A Hofstra	61 78	189	H Elon	79 71						
152	H Delaware	75 62	75	H Maine	63 55						

Non-Div I Games:

Northeastern

■ Loss,
 ■ Non-Conf, S Site,
 ■ Home
 ■ Away
 N Neutral

Average RPI Win:	228	WON-LOST	WINNING	LAST 10	STRENGTH OF	OPP. STRENGTH	TEAM	ADJ.	CONF.	ADJ CONF.
Average RPI Loss:	154	RECORD	PCT. RANK	GAMES	SCHEDULE	OF SCHEDULE	RPI	RPI	RPI	RPI
DIV. I ONLY	8- 14	246	0- 1	244	138	235	235	16	16	
DIV. I NON-CONF.	4- 5	190	0- 1	224	121	197	197	12	12	
TOTALS	RPI 1-25	RPI 26-50	W-L RECORDS	RPI 51-100	RPI 101-150	RPI 150+				
8- 14	0- 0	0- 1	OVERALL	1- 3	2- 4	5- 6				
3- 5	0- 0	0- 1	HOME	0- 1	1- 1	2- 2				
5- 8	0- 0	0- 0	AWAY	1- 2	1- 3	3- 3				
0- 1	0- 0	0- 0	NEUTRAL	0- 0	0- 0	0- 1				
4- 5	0- 0	0- 1	NON-CONFERENCE	1- 1	1- 1	2- 2				
2- 1	0- 0	0- 1	HOME	0- 0	1- 0	1- 0				
2- 3	0- 0	0- 0	AWAY	1- 1	0- 1	1- 1				
0- 1	0- 0	0- 0	NEUTRAL	0- 0	0- 0	0- 1				
4- 9	0- 0	0- 0	CONFERENCE	0- 2	1- 3	3- 4				
1- 4	0- 0	0- 0	HOME	0- 1	0- 1	1- 2				
3- 5	0- 0	0- 0	AWAY	0- 1	1- 2	2- 2				
0- 0	0- 0	0- 0	NEUTRAL	0- 0	0- 0	0- 0				

RPI S	Opponent	Score	RPI S	Opponent	Score	RPI S	Opponent	Score	RPI S	Opponent	Score	Team's RPI: 235
48	H New Mexico	55 84	80	A Arizona	47 71	103	A Idaho St.	81 77	103	H Idaho St.	69 80	
			89	H Idaho	69 86	103	H Fresno St.	86 73	138	A Montana St.	70 80	
			99	A Loyola Marymount	63 62	139	A Portland St.	55 72	145	A Washington	59 81	
			100	A Northern Colo.	53 63	163	A Montana	62 78	198	H Eastern Wash.	62 64	
						205	N SMU	48 55	233	A Sacramento St.	61 65	
						248	A Colorado St.	54 65	262	H California Baptist	91 88	
						272	A Southern Utah	78 69	272	H Southern Utah	76 82	
						315	A Weber St.	75 64	315	H Weber St.	74 64	
						343	A Seattle U	65 58				
LAST 12 Division I GAMES:												
205	N SMU	48 55	100	A Northern Colo.	53 63							
315	A Weber St.	75 64	139	A Portland St.	55 72							
103	A Idaho St.	81 77	233	A Sacramento St.	61 65							
198	H Eastern Wash.	62 64	272	H Southern Utah	76 82							
89	H Idaho	69 86	103	H Idaho St.	69 80							
272	A Southern Utah	78 69	315	H Weber St.	74 64							

Non-Div I Games:

Northern Ariz.

■ Loss,
■ Non-Conf, S Site,
■ Home
■ Away
N Neutral

Average RPI Win:	187	WON-LOST	WINNING	LAST 10	STRENGTH OF	OPP. STRENGTH	TEAM	ADJ.	CONF.	ADJ CONF.
Average RPI Loss:	153	RECORD	PCT. RANK	GAMES	SCHEDULE	OF SCHEDULE	RPI	RPI	RPI	RPI
DIV. I ONLY	15- 7	76	1- 0	209	110	100	100	16	16	
DIV. I NON-CONF.	5- 4	139	0- 0	256	25	125	125	12	12	
TOTALS	RPI 1-25	RPI 26-50	W-L RECORDS	RPI 51-100	RPI 101-150	RPI 150+				
15- 7	0- 0	0- 1	OVERALL	1- 1	4- 3	10- 2				
7- 2	0- 0	0- 0	HOME	0- 0	3- 1	4- 1				
8- 5	0- 0	0- 1	AWAY	1- 1	1- 2	6- 1				
0- 0	0- 0	0- 0	NEUTRAL	0- 0	0- 0	0- 0				
5- 4	0- 0	0- 1	NON-CONFERENCE	0- 1	1- 1	4- 1				
3- 0	0- 0	0- 0	HOME	0- 0	1- 0	2- 0				
2- 4	0- 0	0- 1	AWAY	0- 1	0- 1	2- 1				
0- 0	0- 0	0- 0	NEUTRAL	0- 0	0- 0	0- 0				
10- 3	0- 0	0- 0	CONFERENCE	1- 0	3- 2	6- 1				
4- 2	0- 0	0- 0	HOME	0- 0	2- 1	2- 1				
6- 1	0- 0	0- 0	AWAY	1- 0	1- 1	4- 0				
0- 0	0- 0	0- 0	NEUTRAL	0- 0	0- 0	0- 0				

RPI S	Opponent	Score	RPI S	Opponent	Score	RPI S	Opponent	Score	RPI S	Opponent	Score
38	A BYU	50 70	55	A LSU	57 62	103	H Idaho St.	60 56	135	A Colorado	69 77
			89	A Idaho	86 72	138	A Montana St.	84 73	138	H Montana St.	66 79
						139	A Portland St.	66 85	139	H Portland St.	79 63
						142	H Chattanooga	68 65	163	A Montana	73 62
						169	H Denver	74 66	198	A Eastern Wash.	67 62
						205	H SMU	58 57	233	A Sacramento St.	71 61
						233	H Sacramento St.	82 69	235	H Northern Ariz.	63 53
						241	A San Francisco	68 63	248	A Colorado St.	53 47
						251	A Air Force	57 69	272	A Southern Utah	71 44
						315	H Weber St.	54 55			
LAST 12 Division I GAMES:											
233	A Sacramento St.	71 61	315	H Weber St.	54 55						
139	A Portland St.	66 85	138	H Montana St.	66 79						
138	A Montana St.	84 73	163	A Montana	73 62						
235	H Northern Ariz.	63 53	198	A Eastern Wash.	67 62						
272	A Southern Utah	71 44	89	A Idaho	86 72						
103	H Idaho St.	60 56	139	H Portland St.	79 63						

Non-Div I Games:

Northern Colo.

Average RPI Win:	200	WON-LOST	WINNING	LAST 10	STRENGTH OF	OPP. STRENGTH	TEAM	ADJ.	CONF.	ADJ CONF.
Average RPI Loss:	68	RECORD	PCT. RANK	GAMES	SCHEDULE	OF SCHEDULE	RPI	RPI	RPI	RPI
DIV. I ONLY	14- 8	101	1- 0	137	88	98	98	7	7	
DIV. I NON-CONF.	8- 4	91	1- 0	250	119	117	117	8	8	
TOTALS	RPI 1-25	RPI 26-50	W-L RECORDS	RPI 51-100	RPI 101-150	RPI 150+				
14- 8	0- 2	0- 3	OVERALL	3- 1	1- 0	10- 2				
9- 2	0- 0	0- 2	HOME	3- 0	1- 0	5- 0				
3- 6	0- 2	0- 1	AWAY	0- 1	0- 0	3- 2				
2- 0	0- 0	0- 0	NEUTRAL	0- 0	0- 0	2- 0				
8- 4	0- 1	0- 1	NON-CONFERENCE	2- 0	0- 0	6- 2				
6- 0	0- 0	0- 0	HOME	2- 0	0- 0	4- 0				
0- 4	0- 1	0- 1	AWAY	0- 0	0- 0	0- 2				
2- 0	0- 0	0- 0	NEUTRAL	0- 0	0- 0	2- 0				
6- 4	0- 1	0- 2	CONFERENCE	1- 1	1- 0	4- 0				
3- 2	0- 0	0- 2	HOME	1- 0	1- 0	1- 0				
3- 2	0- 1	0- 0	AWAY	0- 1	0- 0	3- 0				
0- 0	0- 0	0- 0	NEUTRAL	0- 0	0- 0	0- 0				

RPI 1-25				RPI 26-50				RPI 51-100				RPI 101+			
RPI	S	Opponent	Score	RPI	S	Opponent	Score	RPI	S	Opponent	Score	RPI	S	Opponent	Score
10	A	Iowa St.	60 70	27	H	Central Mich.	66 89	62	H	Miami (OH)	82 71	136	H	Akron	70 59
25	A	Buffalo	64 93	32	H	Ohio	53 69	73	H	Yale	89 80	160	A	Southern Ill.	73 82
				40	A	Indiana	73 91	83	H	UNI	70 59	163	A	Montana	70 86
								85	A	Kent St.	78 87	181	A	Ball St.	93 83
												184	A	Eastern Mich.	68 65
												215	N	Western Ill.	86 61
												227	H	Brown	109 102
												231	A	Bowling Green	66 52
												231	H	Bowling Green	88 47
												234	N	Nevada	98 69
												271	H	Eastern Ill.	78 59
												322	H	North Dakota St.	81 63
												348	H	Chicago St.	114 52
LAST 12 Division I GAMES:															
234	N	Nevada	98 69	25	A	Buffalo	64 93	32	H	Ohio	53 69	136	H	Akron	70 59
83	H	UNI	70 59	231	A	Bowling Green	66 52	27	H	Central Mich.	66 89	271	H	Eastern Ill.	78 59
10	A	Iowa St.	60 70	85	A	Kent St.	78 87								
181	A	Ball St.	93 83												
231	H	Bowling Green	88 47												
184	A	Eastern Mich.	68 65												

Non-Div I Games:

Northern Ill.

■ Loss,
 ■ Non-Conf,
 ■ S Site,
 ■ H Home
 ■ A Away
 N Neutral

Average RPI Win: 269	WON-LOST	WINNING	LAST 10	STRENGTH OF	OPP. STRENGTH	TEAM	ADJ.	CONF.	ADJ CONF.
Average RPI Loss: 138	RECORD	PCT. RANK	GAMES	SCHEDULE	OF SCHEDULE	RPI	RPI	RPI	RPI
DIV. I ONLY	6- 16	289	0- 1	177	189	279	279	20	20
DIV. I NON-CONF.	0- 9	336	0- 0	75	153	303	303	17	17
TOTALS	RPI 1-25	RPI 26-50	W-L RECORDS	RPI 51-100	RPI 101-150	RPI 150+			
6- 16	0- 1	0- 0	OVERALL	0- 5	1- 5	5- 5			
5- 4	0- 0	0- 0	HOME	0- 3	1- 0	4- 1			
1- 9	0- 1	0- 0	AWAY	0- 2	0- 3	1- 3			
0- 3	0- 0	0- 0	NEUTRAL	0- 0	0- 2	0- 1			
0- 9	0- 1	0- 0	NON-CONFERENCE	0- 2	0- 3	0- 3			
0- 2	0- 0	0- 0	HOME	0- 1	0- 0	0- 1			
0- 4	0- 1	0- 0	AWAY	0- 1	0- 1	0- 1			
0- 3	0- 0	0- 0	NEUTRAL	0- 0	0- 2	0- 1			
6- 7	0- 0	0- 0	CONFERENCE	0- 3	1- 2	5- 2			
5- 2	0- 0	0- 0	HOME	0- 2	1- 0	4- 0			
1- 5	0- 0	0- 0	AWAY	0- 1	0- 2	1- 2			
0- 0	0- 0	0- 0	NEUTRAL	0- 0	0- 0	0- 0			

RPI	S	Opponent	Score	RPI	S	Opponent	Score	RPI	S	Opponent	Score	RPI	S	Opponent	Score	Team's RPI: 279
3	A	Louisville	59 92					64	H	Belmont	53 71	117	A	Providence	43 48	
								67	A	Green Bay	42 70	123	A	IUPUI	48 70	
								67	H	Green Bay	61 81	123	H	IUPUI	60 57	
								76	H	Wright St.	55 61	124	N	Pepperdine	46 51	
								85	A	Kent St.	61 62	126	A	Youngstown St.	66 77	
												136	N	Akron	60 77	
												190	H	Illinois St.	53 58	
												193	A	Milwaukee	38 59	
												193	H	Milwaukee	55 54	
												270	A	Cleveland St.	47 76	
												284	N	La Salle	56 74	
												287	A	Austin Peay	48 52	
												302	H	Oakland	72 50	
												329	A	UIC	67 49	
												329	H	UIC	78 44	
												338	H	Detroit Mercy	68 56	
LAST 12 Division I GAMES:																
193	A	Milwaukee	38 59	126	A	Youngstown St.	66 77									
67	A	Green Bay	42 70	270	A	Cleveland St.	47 76									
329	H	UIC	78 44	76	H	Wright St.	55 61									
123	H	IUPUI	60 57	67	H	Green Bay	61 81									
302	H	Oakland	72 50	193	H	Milwaukee	55 54									
338	H	Detroit Mercy	68 56	123	A	IUPUI	48 70									

Non-Div I Games: Alderson Broadus 73 32

Northern Ky.

■ Loss,
 ■ Non-Conf,
 ■ S Site,
 ■ Home
 ■ A Away
 N Neutral

Northwestern

Through Games Of Feb. 11, 2019

Average RPI Win:	159	WON-LOST	WINNING	LAST 10	STRENGTH OF	OPP. STRENGTH	TEAM	ADJ.	CONF.	ADJ CONF.
Average RPI Loss:	66	RECORD	PCT. RANK	GAMES	SCHEDULE	OF SCHEDULE	RPI	RPI	RPI	RPI
DIV. I ONLY	14- 10	130	0- 1	73	46	90	90	4	4	
DIV. I NON-CONF.	7- 4	108	0- 1	215	33	149	149	6	6	
TOTALS	RPI 1-25	RPI 26-50	W-L RECORDS	RPI 51-100	RPI 101-150	RPI 150+				
14- 10	1- 3	1- 1	OVERALL	3- 2	2- 4	7- 0				
8- 4	1- 1	0- 0	HOME	1- 1	2- 2	4- 0				
5- 5	0- 2	1- 1	AWAY	2- 1	0- 1	2- 0				
1- 1	0- 0	0- 0	NEUTRAL	0- 0	0- 1	1- 0				
7- 4	0- 1	0- 1	NON-CONFERENCE	2- 0	1- 2	4- 0				
4- 2	0- 1	0- 0	HOME	1- 0	1- 1	2- 0				
2- 1	0- 0	0- 1	AWAY	1- 0	0- 0	1- 0				
1- 1	0- 0	0- 0	NEUTRAL	0- 0	0- 1	1- 0				
7- 6	1- 2	1- 0	CONFERENCE	1- 2	1- 2	3- 0				
4- 2	1- 0	0- 0	HOME	0- 1	1- 1	2- 0				
3- 4	0- 2	1- 0	AWAY	1- 1	0- 1	1- 0				
0- 0	0- 0	0- 0	NEUTRAL	0- 0	0- 0	0- 0				

RPI 1-25				RPI 26-50				RPI 51-100 Team's RPI: 90				RPI 101+			
RPI	S	Opponent	Score	RPI	S	Opponent	Score	RPI	S	Opponent	Score	RPI	S	Opponent	Score
8	H	Marquette	57 76	34	A	DePaul	60 76	52	H	Purdue	54 57	108	H	Ohio St.	76 59
17	A	Maryland	57 72	40	A	Indiana	75 69	57	A	Michigan	78 79	112	A	Minnesota	64 73
19	A	Rutgers	41 45					67	A	Green Bay	57 55	112	H	Minnesota	54 61
20	H	Michigan St.	70 62					74	H	Duke	84 58	118	N	Kansas	57 66
								97	A	Nebraska	58 54	127	H	Pittsburgh	49 52
												134	H	UT Martin	90 64
												185	H	Wisconsin	72 46
												187	A	Illinois	64 56
												187	H	Illinois	68 45
												210	A	Florida	83 74
												246	N	Wichita St.	65 43
												329	H	UIC	87 44
												348	H	Chicago St.	97 35
LAST 12 Division I GAMES:															
118	N	Kansas	57 66	97	A	Nebraska	58 54								
112	A	Minnesota	64 73	185	H	Wisconsin	72 46								
17	A	Maryland	57 72	40	A	Indiana	75 69								
108	H	Ohio St.	76 59	52	H	Purdue	54 57								
112	H	Minnesota	54 61	57	A	Michigan	78 79								
187	A	Illinois	64 56	20	H	Michigan St.	70 62								

Non-Div I Games:

Northwestern

■ Loss,
 ■ Non-Conf, S Site,
 ■ Home
 ■ Away
 N Neutral

Average RPI Win:	321	WON-LOST	WINNING	LAST 10	STRENGTH OF	OPP. STRENGTH	TEAM	ADJ.	CONF.	ADJ CONF.
Average RPI Loss:	191	RECORD	PCT. RANK	GAMES	SCHEDULE	OF SCHEDULE	RPI	RPI	RPI	RPI
DIV. I ONLY	4- 14	315	0- 0	329	272	333	333	25	25	
DIV. I NON-CONF.	1- 6	318	0- 0	303	102	339	339	23	23	
TOTALS	RPI 1-25	RPI 26-50	W-L RECORDS	RPI 51-100	RPI 101-150	RPI 150+				
4- 14	0- 0	0- 1	OVERALL	0- 2	0- 1	4- 10				
3- 3	0- 0	0- 0	HOME	0- 0	0- 0	3- 3				
1- 11	0- 0	0- 1	AWAY	0- 2	0- 1	1- 7				
0- 0	0- 0	0- 0	NEUTRAL	0- 0	0- 0	0- 0				
1- 6	0- 0	0- 1	NON-CONFERENCE	0- 1	0- 1	1- 3				
1- 1	0- 0	0- 0	HOME	0- 0	0- 0	1- 1				
0- 5	0- 0	0- 1	AWAY	0- 1	0- 1	0- 2				
0- 0	0- 0	0- 0	NEUTRAL	0- 0	0- 0	0- 0				
3- 8	0- 0	0- 0	CONFERENCE	0- 1	0- 0	3- 7				
2- 2	0- 0	0- 0	HOME	0- 0	0- 0	2- 2				
1- 6	0- 0	0- 0	AWAY	0- 1	0- 0	1- 5				
0- 0	0- 0	0- 0	NEUTRAL	0- 0	0- 0	0- 0				

RPI 1-25				RPI 26-50				RPI 51-100				RPI 101+				Team's RPI: 333	
RPI	S	Opponent	Score	RPI	S	Opponent	Score	RPI	S	Opponent	Score	RPI	S	Opponent	Score		
				29	A	Texas	66 104	53	A	SFA	56 84	131	A	Alabama	73 87		
								82	A	Arkansas	53 98	162	A	Oklahoma	56 93		
												167	H	Abilene Christian	63 72		
												179	A	Nicholls St.	86 97		
												188	A	Sam Houston St.	55 66		
												192	A	Southern Miss.	54 69		
												267	A	A&M-Corpus Christi	55 79		
												275	H	Southeastern La.	58 47		
												289	A	Central Ark.	52 74		
												296	H	La.-Monroe	55 63		
												318	A	New Orleans	73 84		
												318	H	New Orleans	62 67		
												330	A	McNeese	89 73		
												330	H	McNeese	82 63		
												350	H	Alcorn	78 65		
LAST 12 Division I GAMES:																	
				330	A	McNeese	89 73					167	H	Abilene Christian	63 72		
				318	A	New Orleans	73 84					53	A	SFA	56 84		
				289	A	Central Ark.	52 74					267	A	A&M-Corpus Christi	55 79		
				318	H	New Orleans	62 67					330	H	McNeese	82 63		
				275	H	Southeastern La.	58 47					179	A	Nicholls St.	86 97		
				188	A	Sam Houston St.	55 66					29	A	Texas	66 104		

Non-Div I Games: Loyola (LA) 71 66 Central Baptist 82 56 LeTourneau 100 40 Centenary (LA) 94 51 Northwestern St.

Notre Dame

Through Games Of Feb. 11, 2019

Average RPI Win:	70	WON-LOST	WINNING	LAST 10	STRENGTH OF	OPP. STRENGTH	TEAM	ADJ.	CONF.	ADJ CONF.
Average RPI Loss:	18	RECORD	PCT. RANK	GAMES	SCHEDULE	OF SCHEDULE	RPI	RPI	RPI	RPI
DIV. I ONLY	22- 3	10	1- 0	1	4	1	1	1	1	1
DIV. I NON-CONF.	13- 1	9	1- 0	1	12	1	1	1	1	1
TOTALS	RPI 1-25	RPI 26-50	W-L RECORDS	RPI 51-100	RPI 101-150	RPI 150+				
22- 3	6- 3	4- 0	OVERALL	6- 0	4- 0	2- 0				
12- 1	3- 1	1- 0	HOME	2- 0	4- 0	2- 0				
7- 2	1- 2	2- 0	AWAY	4- 0	0- 0	0- 0				
3- 0	2- 0	1- 0	NEUTRAL	0- 0	0- 0	0- 0				
13- 1	4- 1	2- 0	NON-CONFERENCE	4- 0	1- 0	2- 0				
6- 1	1- 1	0- 0	HOME	2- 0	1- 0	2- 0				
4- 0	1- 0	1- 0	AWAY	2- 0	0- 0	0- 0				
3- 0	2- 0	1- 0	NEUTRAL	0- 0	0- 0	0- 0				
9- 2	2- 2	2- 0	CONFERENCE	2- 0	3- 0	0- 0				
6- 0	2- 0	1- 0	HOME	0- 0	3- 0	0- 0				
3- 2	0- 2	1- 0	AWAY	2- 0	0- 0	0- 0				
0- 0	0- 0	0- 0	NEUTRAL	0- 0	0- 0	0- 0				

RPI	S	Opponent	Score	RPI	S	Opponent	Score	RPI	S	Opponent	Score	RPI	S	Opponent	Score
3	H	Louisville	82 68	30	N	Oregon St.	91 81	58	A	Clemson	101 63	105	H	Boston College	92 63
6	H	UConn	71 89	34	A	DePaul	101 77	61	A	Tennessee	77 62	119	H	Wake Forest	78 48
8	A	Marquette	87 63	42	A	Georgia Tech	76 55	71	A	Virginia Tech	80 51	127	H	Pittsburgh	100 44
11	H	Iowa	105 71	42	H	Georgia Tech	90 50	72	H	Penn	75 55	128	H	Western Ky.	94 53
13	N	Gonzaga	81 65					84	H	Harvard	103 58	151	H	Lehigh	95 68
16	H	Florida St.	97 70					87	A	Toledo	72 56	265	H	Binghamton	103 53
22	N	Drake	82 64												
23	A	Miami (FL)	65 72												
24	A	North Carolina	73 78												
LAST 12 Division I GAMES:															
30	N	Oregon St.	91 81	24	A	North Carolina	73 78	61	A	Tennessee	77 62	105	H	Boston College	92 63
22	N	Drake	82 64					71	A	Virginia Tech	80 51	119	H	Wake Forest	78 48
16	H	Florida St.	97 70					58	H	Harvard	103 58	127	H	Pittsburgh	100 44
23	A	Miami (FL)	65 72					72	H	Penn	75 55	128	H	Western Ky.	94 53
42	H	Georgia Tech	90 50					84	H	Harvard	103 58	151	H	Lehigh	95 68
58	A	Clemson	101 63					87	A	Toledo	72 56	265	H	Binghamton	103 53

Non-Div I Games:

Notre Dame

Loss, Non-Conf, S Site, H Home A Away N Neutral

Average RPI Win:	319	WON-LOST	WINNING	LAST 10	STRENGTH OF	OPP. STRENGTH	TEAM	ADJ.	CONF.	ADJ CONF.
Average RPI Loss:	143	RECORD	PCT. RANK	GAMES	SCHEDULE	OF SCHEDULE	RPI	RPI	RPI	RPI
DIV. I ONLY	3- 18	332	1- 0	163	198	302	302	20	20	
DIV. I NON-CONF.	1- 8	322	0- 0	26	99	232	232	17	17	
TOTALS	RPI 1-25	RPI 26-50	W-L RECORDS	RPI 51-100	RPI 101-150	RPI 150+				
3- 18	0- 1	0- 2	OVERALL	0- 4	0- 4	3- 7				
2- 7	0- 1	0- 1	HOME	0- 2	0- 1	2- 2				
1- 10	0- 0	0- 1	AWAY	0- 2	0- 2	1- 5				
0- 1	0- 0	0- 0	NEUTRAL	0- 0	0- 1	0- 0				
1- 8	0- 1	0- 2	NON-CONFERENCE	0- 2	0- 1	1- 2				
1- 3	0- 1	0- 1	HOME	0- 1	0- 0	1- 0				
0- 4	0- 0	0- 1	AWAY	0- 1	0- 0	0- 2				
0- 1	0- 0	0- 0	NEUTRAL	0- 0	0- 1	0- 0				
2- 10	0- 0	0- 0	CONFERENCE	0- 2	0- 3	2- 5				
1- 4	0- 0	0- 0	HOME	0- 1	0- 1	1- 2				
1- 6	0- 0	0- 0	AWAY	0- 1	0- 2	1- 3				
0- 0	0- 0	0- 0	NEUTRAL	0- 0	0- 0	0- 0				

RPI 1-25				RPI 26-50				RPI 51-100				RPI 101+ Team's RPI: 302			
RPI	S	Opponent	Score	RPI	S	Opponent	Score	RPI	S	Opponent	Score	RPI	S	Opponent	Score
20	H	Michigan St.	58 102	27	A	Central Mich.	61 104	57	H	Michigan	59 85	123	A	IUPUI	53 82
				40	H	Indiana	32 59	67	H	Green Bay	53 77	126	A	Youngstown St.	61 76
								76	A	Wright St.	58 69	126	H	Youngstown St.	55 69
								85	A	Kent St.	65 75	136	N	Akron	65 85
												156	A	Bradley	64 73
												190	A	Illinois St.	56 62
												193	H	Milwaukee	52 79
												270	A	Cleveland St.	90 98
												270	H	Cleveland St.	62 64
												279	A	Northern Ky.	50 72
												280	H	Canisius	71 60
												329	A	UIC	65 69
												338	A	Detroit Mercy	76 65
												338	H	Detroit Mercy	74 67
LAST 12 Division I GAMES:															
338	A	Detroit Mercy	76 65	193	H	Milwaukee	52 79								
270	A	Cleveland St.	90 98	123	A	IUPUI	53 82								
126	A	Youngstown St.	61 76	329	A	UIC	65 69								
279	A	Northern Ky.	50 72	338	H	Detroit Mercy	74 67								
76	A	Wright St.	58 69	126	H	Youngstown St.	55 69								
67	H	Green Bay	53 77	270	H	Cleveland St.	62 64								

Non-Div I Games: Grace Bible (MI) 94 48 Rochester College 64 46

Oakland

Loss, Non-Conf, S Site, H Home A Away N Neutral

Through Games of Feb. 11, 1919										
Average RPI Win:	162	WON-LOST	WINNING	LAST 10	STRENGTH OF	OPP. STRENGTH	TEAM	ADJ.	CONF.	ADJ CONF.
Average RPI Loss:	45	RECORD	PCT. RANK	GAMES	SCHEDULE	OF SCHEDULE	RPI	RPI	RPI	RPI
DIV. I ONLY	20- 2	9	1- 0	145	79	32	32	7	7	
DIV. I NON-CONF.	11- 0	1	0- 0	283	124	42	42	8	8	

TOTALS	RPI 1-25		RPI 26-50	W-L RECORDS		RPI 51-100	RPI 101-150		RPI 150+	
20- 2	1- 0		1- 1	OVERALL		5- 1	3- 0		10- 0	
10- 2	0- 0		0- 1	HOME		2- 1	2- 0		6- 0	
8- 0	1- 0		1- 0	AWAY		2- 0	1- 0		3- 0	
2- 0	0- 0		0- 0	NEUTRAL		1- 0	0- 0		1- 0	
11- 0	0- 0		0- 0	NON-CONFERENCE		3- 0	2- 0		6- 0	
6- 0	0- 0		0- 0	HOME		1- 0	1- 0		4- 0	
3- 0	0- 0		0- 0	AWAY		1- 0	1- 0		1- 0	
2- 0	0- 0		0- 0	NEUTRAL		1- 0	0- 0		1- 0	
9- 2	1- 0		1- 1	CONFERENCE		2- 1	1- 0		4- 0	
4- 2	0- 0		0- 1	HOME		1- 1	1- 0		2- 0	
5- 0	1- 0		1- 0	AWAY		1- 0	0- 0		2- 0	
0- 0	0- 0		0- 0	NEUTRAL		0- 0	0- 0		0- 0	

RPI 1-25	RPI 26-50	Team's RPI: 32	RPI 51-100	RPI 101+
RPI S Opponent Score	RPI S Opponent Score		RPI S Opponent Score	RPI S Opponent Score
25 Buffalo 74 71	27 Central Mich. 78 75		52 Purdue 80 73	106 UNCW 95 72
	27 Central Mich. 70 88		59 N Lamar University 87 62	123 IUPUI 73 66
			62 Miami (OH) 61 67	136 Akron 92 70
			85 Kent St. 83 81	181 Ball St. 90 75
			95 American 77 67	181 Ball St. 94 62
			98 Northern Ill. 69 53	184 Eastern Mich. 85 44
				211 N St. Bonaventure 70 53
				231 Bowling Green 82 79
				255 Richmond 109 58
				265 Binghamton 86 49
				270 Cleveland St. 72 54
				326 Coppin St. 87 62
				327 Eastern Ky. 100 60
LAST 12 Division I GAMES:				
27 Central Mich. 78 75	184 Eastern Mich. 85 44			
136 Akron 92 70	85 Kent St. 83 81			
181 Ball St. 94 62	181 Ball St. 90 75			
62 Miami (OH) 61 67	27 Central Mich. 70 88			
231 Bowling Green 82 79	25 Buffalo 74 71			
98 Northern Ill. 69 53	95 American 77 67			

Non-Div I Games:

Ohio

Average RPI Win:	128	WON-LOST	WINNING	LAST 10	STRENGTH OF	OPP. STRENGTH	TEAM	ADJ.	CONF.	ADJ CONF.
Average RPI Loss:	63	RECORD	PCT. RANK	GAMES	SCHEDULE	OF SCHEDULE	RPI	RPI	RPI	RPI
DIV. I ONLY	10- 12	196	0- 1	29	15	108	108	4	4	
DIV. I NON-CONF.	4- 5	190	0- 0	125	7	188	188	6	6	
TOTALS	RPI 1-25	RPI 26-50	W-L RECORDS	RPI 51-100	RPI 101-150	RPI 150+				
10- 12	2- 4	1- 1	OVERALL	1- 5	3- 2	3- 0				
8- 4	2- 2	1- 0	HOME	1- 1	1- 1	3- 0				
2- 6	0- 2	0- 0	AWAY	0- 3	2- 1	0- 0				
0- 2	0- 0	0- 1	NEUTRAL	0- 1	0- 0	0- 0				
4- 5	1- 1	0- 1	NON-CONFERENCE	1- 1	0- 2	2- 0				
4- 1	1- 0	0- 0	HOME	1- 0	0- 1	2- 0				
0- 2	0- 1	0- 0	AWAY	0- 0	0- 1	0- 0				
0- 2	0- 0	0- 1	NEUTRAL	0- 1	0- 0	0- 0				
6- 7	1- 3	1- 0	CONFERENCE	0- 4	3- 0	1- 0				
4- 3	1- 2	1- 0	HOME	0- 1	1- 0	1- 0				
2- 4	0- 1	0- 0	AWAY	0- 3	2- 0	0- 0				
0- 0	0- 0	0- 0	NEUTRAL	0- 0	0- 0	0- 0				

RPI	S	Opponent	Score	RPI	S	Opponent	Score	RPI	S	Opponent	Score	RPI	S	Opponent	Score	Team's RPI: 108
6	A	UConn	53 85	40	H	Indiana	55 50	52	A	Purdue	42 60	112	A	Minnesota	65 55	
11	H	Iowa	52 78	44	N	Butler	53 66	57	A	Michigan	58 62	133	A	Penn St.	76 71	
17	A	Maryland	69 75					71	N	Virginia Tech	73 81	133	H	Penn St.	78 73	
17	H	Maryland	57 70					86	H	Cincinnati	69 56	145	A	Washington	59 69	
20	H	Michigan St.	65 55					90	A	Northwestern	59 76	146	H	South Fla.	47 71	
24	H	North Carolina	76 69					97	H	Nebraska	69 78	187	H	Illinois	78 70	
												210	H	Florida	46 41	
												338	H	Detroit Mercy	55 41	
LAST 12 Division I GAMES:																
11	H	Iowa	52 78	57	A	Michigan	58 62									
133	H	Penn St.	78 73	133	A	Penn St.	76 71									
90	A	Northwestern	59 76	20	H	Michigan St.	65 55									
187	H	Illinois	78 70	40	H	Indiana	55 50									
112	A	Minnesota	65 55	17	A	Maryland	69 75									
17	H	Maryland	57 70	97	H	Nebraska	69 78									

Non-Div I Games:

Ohio St.

■ Loss,
■ Non-Conf, S Site,
■ Home
■ Away
N Neutral

Average RPI Win:	218	WON-LOST	WINNING	LAST 10	STRENGTH OF	OPP. STRENGTH	TEAM	ADJ.	CONF.	ADJ CONF.
Average RPI Loss:	58	RECORD	PCT. RANK	GAMES	SCHEDULE	OF SCHEDULE	RPI	RPI	RPI	RPI
DIV. I ONLY	5- 17	310	0- 1	11	40	162	162	3	3	
DIV. I NON-CONF.	4- 7	228	0- 1	40	104	161	161	3	3	
TOTALS	RPI 1-25	RPI 26-50	W-L RECORDS	RPI 51-100	RPI 101-150	RPI 150+				
5- 17	0- 3	0- 6	OVERALL	0- 4	2- 4	3- 0				
4- 6	0- 2	0- 2	HOME	0- 2	2- 0	2- 0				
1- 9	0- 1	0- 4	AWAY	0- 1	0- 3	1- 0				
0- 2	0- 0	0- 0	NEUTRAL	0- 1	0- 1	0- 0				
4- 7	0- 1	0- 3	NON-CONFERENCE	0- 1	1- 2	3- 0				
3- 2	0- 1	0- 1	HOME	0- 0	1- 0	2- 0				
1- 3	0- 0	0- 2	AWAY	0- 0	0- 1	1- 0				
0- 2	0- 0	0- 0	NEUTRAL	0- 1	0- 1	0- 0				
1- 10	0- 2	0- 3	CONFERENCE	0- 3	1- 2	0- 0				
1- 4	0- 1	0- 1	HOME	0- 2	1- 0	0- 0				
0- 6	0- 1	0- 2	AWAY	0- 1	0- 2	0- 0				
0- 0	0- 0	0- 0	NEUTRAL	0- 0	0- 0	0- 0				

RPI 1-25				RPI 26-50				RPI 51-100				RPI 101+ Team's RPI: 162			
RPI	S	Opponent	Score	RPI	S	Opponent	Score	RPI	S	Opponent	Score	RPI	S	Opponent	Score
2	H	Baylor	53 74	29	A	Texas	63 73	54	A	Kansas St.	56 86	102	A	Oklahoma St.	74 84
6	H	UConn	63 72	29	H	Texas	67 76	54	H	Kansas St.	75 83	118	A	Kansas	79 88
10	A	Iowa St.	78 104	34	H	DePaul	76 87	58	N	Clemson	62 74	125	N	UAB	84 89
				43	A	TCU	71 86	70	H	West Virginia	55 66	128	H	Western Ky.	90 83
				48	A	New Mexico	80 84					137	H	Texas Tech	66 61
				50	A	Auburn	79 95					146	A	South Fla.	70 87
												205	A	SMU	77 61
												289	H	Central Ark.	65 52
												333	H	Northwestern St.	93 56
LAST 12 Division I GAMES:															
		58 N Clemson	62 74			43 A TCU	71 86								
		54 H Kansas St.	75 83			10 A Iowa St.	78 104								
		102 A Oklahoma St.	74 84			70 H West Virginia	55 66								
		29 H Texas	67 76			29 A Texas	63 73								
		118 A Kansas	79 88			54 A Kansas St.	56 86								
		2 H Baylor	53 74			137 H Texas Tech	66 61								

Non-Div I Games:

Oklahoma

■ Loss,
■ Non-Conf, S Site,
■ Home
■ Away
N Neutral

Average RPI Win:	185	WON-LOST	WINNING	LAST 10	STRENGTH OF	OPP. STRENGTH	TEAM	ADJ.	CONF.	ADJ CONF.
Average RPI Loss:	49	RECORD	PCT. RANK	GAMES	SCHEDULE	OF SCHEDULE	RPI	RPI	RPI	RPI
DIV. I ONLY	13- 9	123	0- 1	85	50	102	102	3	3	
DIV. I NON-CONF.	9- 2	43	0- 0	272	140	109	109	3	3	
TOTALS	RPI 1-25	RPI 26-50	W-L RECORDS	RPI 51-100	RPI 101-150	RPI 150+				
13- 9	0- 2	1- 3	OVERALL	0- 3	2- 1	10- 0				
11- 3	0- 2	1- 0	HOME	0- 1	1- 0	9- 0				
2- 6	0- 0	0- 3	AWAY	0- 2	1- 1	1- 0				
0- 0	0- 0	0- 0	NEUTRAL	0- 0	0- 0	0- 0				
9- 2	0- 0	0- 1	NON-CONFERENCE	0- 1	0- 0	9- 0				
8- 1	0- 0	0- 0	HOME	0- 1	0- 0	8- 0				
1- 1	0- 0	0- 1	AWAY	0- 0	0- 0	1- 0				
0- 0	0- 0	0- 0	NEUTRAL	0- 0	0- 0	0- 0				
4- 7	0- 2	1- 2	CONFERENCE	0- 2	2- 1	1- 0				
3- 2	0- 2	1- 0	HOME	0- 0	1- 0	1- 0				
1- 5	0- 0	0- 2	AWAY	0- 2	1- 1	0- 0				
0- 0	0- 0	0- 0	NEUTRAL	0- 0	0- 0	0- 0				

RPI S Opponent	Score	RPI S Opponent	Score	RPI S Opponent	Score	RPI S Opponent	Score	Team's RPI: 102
2 H Baylor	58 66	29 A Texas	51 60	54 A Kansas St.	48 59	118 A Kansas	72 62	
10 H Iowa St.	71 84	37 A UCLA	59 71	61 H Tennessee	63 76	137 A Texas Tech	78 90	
		43 A TCU	55 69	70 A West Virginia	58 67	137 H Texas Tech	65 57	
		43 H TCU	75 71			162 H Oklahoma	84 74	
						165 H UC Riverside	76 51	
						174 H Arkansas St.	62 60	
						175 H Oral Roberts	89 69	
						180 H Texas St.	66 55	
						199 H Prairie View	70 50	
						212 H Grambling	86 40	
						246 A Wichita St.	60 47	
						268 H Samford	82 62	
						332 H Houston Baptist	77 44	
LAST 12 Division I GAMES:								
137 A Texas Tech	78 90	118 A Kansas	72 62					
162 H Oklahoma	84 74	137 H Texas Tech	65 57					
43 A TCU	55 69	70 A West Virginia	58 67					
2 H Baylor	58 66	43 H TCU	75 71					
10 H Iowa St.	71 84	29 A Texas	51 60					
54 A Kansas St.	48 59	212 H Grambling	86 40					

Non-Div I Games:

Oklahoma St.

Average RPI Win:	204	WON-LOST	WINNING	LAST 10	STRENGTH OF	OPP. STRENGTH	TEAM	ADJ.	CONF.	ADJ CONF.
Average RPI Loss:	95	RECORD	PCT. RANK	GAMES	SCHEDULE	OF SCHEDULE	RPI	RPI	RPI	RPI
DIV. I ONLY	17- 7	69	0- 1	94	184	69	69	14	14	
DIV. I NON-CONF.	9- 3	61	0- 1	45	217	40	40	19	19	
TOTALS	RPI 1-25	RPI 26-50	W-L RECORDS	RPI 51-100	RPI 101-150	RPI 150+				
17- 7	0- 1	0- 2	OVERALL	2- 1	3- 2	12- 1				
9- 2	0- 0	0- 0	HOME	1- 1	1- 1	7- 0				
6- 4	0- 1	0- 1	AWAY	1- 0	1- 1	4- 1				
2- 1	0- 0	0- 1	NEUTRAL	0- 0	1- 0	1- 0				
9- 3	0- 1	0- 1	NON-CONFERENCE	1- 1	3- 0	5- 0				
4- 1	0- 0	0- 0	HOME	0- 1	1- 0	3- 0				
3- 1	0- 1	0- 0	AWAY	1- 0	1- 0	1- 0				
2- 1	0- 0	0- 1	NEUTRAL	0- 0	1- 0	1- 0				
8- 4	0- 0	0- 1	CONFERENCE	1- 0	0- 2	7- 1				
5- 1	0- 0	0- 0	HOME	1- 0	0- 1	4- 0				
3- 3	0- 0	0- 1	AWAY	0- 0	0- 1	3- 1				
0- 0	0- 0	0- 0	NEUTRAL	0- 0	0- 0	0- 0				

RPI S	Opponent	Score	RPI S	Opponent	Score	RPI S	Opponent	Score	RPI S	Opponent	Score
12	A NC State	56 85	31	A Rice	42 48	56	H Middle Tenn.	70 65	111	H VCU	60 57
			45	N Saint Mary's (CA)	65 83	86	A Cincinnati	76 72	125	H UAB	61 69
						96	H Virginia	67 73	128	A Western Ky.	60 75
									130	N Tennessee Tech	80 73
									144	A Tulane	56 48
									154	A Louisiana Tech	70 59
									163	H William & Mary	83 69
									172	A North Texas	72 71
									192	A Southern Miss.	53 50
									226	A Marshall	48 57
									236	N Jacksonville	78 76
									242	A Campbell	83 59
									264	H UTEP	78 59
									269	H Norfolk St.	69 53
									294	H Fla. Atlantic	87 53
									297	H UTSA	72 47
									325	H FIU	95 68
									326	H Coppin St.	81 51
LAST 12 Division I GAMES:											
45	N Saint Mary's (CA)	65 83	264	H UTEP	78 59						
56	H Middle Tenn.	70 65	192	A Southern Miss.	53 50						
125	H UAB	61 69	154	A Louisiana Tech	70 59						
31	A Rice	42 48	325	H FIU	95 68						
172	A North Texas	72 71	294	H Fla. Atlantic	87 53						
297	H UTSA	72 47	128	A Western Ky.	60 75						

Non-Div I Games:

Old Dominion

■ Loss,
 ■ Non-Conf,
 ■ S Site,
 ■ Home
 ■ A Away
 N Neutral

Average RPI Win:	229	WON-LOST	WINNING	LAST 10	STRENGTH OF	OPP. STRENGTH	TEAM	ADJ.	CONF.	ADJ CONF.
Average RPI Loss:	75	RECORD	PCT. RANK	GAMES	SCHEDULE	OF SCHEDULE	RPI	RPI	RPI	RPI
DIV. I ONLY	8- 16	256	0- 1	62	82	196	196	5	5	
DIV. I NON-CONF.	6- 8	199	0- 0	153	214	251	251	5	5	
TOTALS	RPI 1-25	RPI 26-50	W-L RECORDS	RPI 51-100	RPI 101-150	RPI 150+				
8- 16	0- 4	1- 3	OVERALL	0- 4	0- 2	7- 3				
7- 8	0- 1	0- 2	HOME	0- 3	0- 1	7- 1				
1- 5	0- 2	1- 1	AWAY	0- 0	0- 0	0- 2				
0- 3	0- 1	0- 0	NEUTRAL	0- 1	0- 1	0- 0				
6- 8	0- 1	0- 1	NON-CONFERENCE	0- 2	0- 2	6- 2				
6- 4	0- 0	0- 1	HOME	0- 1	0- 1	6- 1				
0- 1	0- 0	0- 0	AWAY	0- 0	0- 0	0- 1				
0- 3	0- 1	0- 0	NEUTRAL	0- 1	0- 1	0- 0				
2- 8	0- 3	1- 2	CONFERENCE	0- 2	0- 0	1- 1				
1- 4	0- 1	0- 1	HOME	0- 2	0- 0	1- 0				
1- 4	0- 2	1- 1	AWAY	0- 0	0- 0	0- 1				
0- 0	0- 0	0- 0	NEUTRAL	0- 0	0- 0	0- 0				

RPI S	Opponent	Score	RPI S	Opponent	Score	RPI S	Opponent	Score	RPI S	Opponent	Score	Team's RPI: 196
6 N	UConn	50 90	26 A	Kentucky	55 49	52 N	Purdue	59 70	109 N	St. John's (NY)	59 64	
7 A	Mississippi St.	49 80	33 A	Missouri	55 78	55 H	LSU	41 55	123 H	IUPUI	58 66	
15 A	South Carolina	42 76	43 H	TCU	50 55	79 H	Troy	54 71	154 A	Louisiana Tech	71 80	
21 H	Texas A&M	60 72	50 H	Auburn	51 64	82 H	Arkansas	55 85	170 H	Temple	62 55	
									177 A	Vanderbilt	68 80	
									201 H	Jacksonville St.	49 60	
									210 H	Florida	76 66	
									252 H	Louisiana	79 57	
									269 H	Norfolk St.	60 42	
									274 H	North Florida	82 69	
									283 H	Western Mich.	69 66	
									345 H	Savannah St.	74 51	
LAST 12 Division I GAMES:												
15 A	South Carolina	42 76	26 A	Kentucky	55 49							
21 H	Texas A&M	60 72	55 H	LSU	41 55							
50 H	Auburn	51 64	82 H	Arkansas	55 85							
7 A	Mississippi St.	49 80	33 A	Missouri	55 78							
177 A	Vanderbilt	68 80	274 H	North Florida	82 69							
210 H	Florida	76 66	79 H	Troy	54 71							

Non-Div I Games:

Ole Miss

■ Loss,
■ Non-Conf,
■ S Site,
■ H Home
■ A Away
N Neutral

Average RPI Win:	324	WON-LOST	WINNING	LAST 10	STRENGTH OF	OPP. STRENGTH	TEAM	ADJ.	CONF.	ADJ CONF.
Average RPI Loss:	154	RECORD	PCT. RANK	GAMES	SCHEDULE	OF SCHEDULE	RPI	RPI	RPI	RPI
DIV. I ONLY	5- 17	310	1- 0	262	261	317	317	18	18	
DIV. I NON-CONF.	4- 7	228	1- 0	296	310	286	286	18	18	
TOTALS	RPI 1-25	RPI 26-50	W-L RECORDS	RPI 51-100	RPI 101-150	RPI 150+				
5- 17	0- 0	0- 3	OVERALL	0- 2	0- 2	5- 10				
3- 7	0- 0	0- 1	HOME	0- 0	0- 0	3- 6				
1- 9	0- 0	0- 2	AWAY	0- 2	0- 2	1- 3				
1- 1	0- 0	0- 0	NEUTRAL	0- 0	0- 0	1- 1				
4- 7	0- 0	0- 0	NON-CONFERENCE	0- 2	0- 2	4- 3				
2- 2	0- 0	0- 0	HOME	0- 0	0- 0	2- 2				
1- 4	0- 0	0- 0	AWAY	0- 2	0- 2	1- 0				
1- 1	0- 0	0- 0	NEUTRAL	0- 0	0- 0	1- 1				
1- 10	0- 0	0- 3	CONFERENCE	0- 0	0- 0	1- 7				
1- 5	0- 0	0- 1	HOME	0- 0	0- 0	1- 4				
0- 5	0- 0	0- 2	AWAY	0- 0	0- 0	0- 3				
0- 0	0- 0	0- 0	NEUTRAL	0- 0	0- 0	0- 0				

RPI S	Opponent	Score	RPI S	Opponent	Score	RPI S	Opponent	Score	RPI S	Opponent	Score	Team's RPI: 317
28	A South Dakota St.	47 81	54	A Kansas St.	46 61	115	A Creighton	51 66				
39	A South Dakota	33 78	83	A UNI	50 79	138	A Montana St.	56 59				
39	H South Dakota	49 80				156	H Bradley	60 80				
						158	H CSUN	52 64				
						169	H Denver	68 95				
						175	H Oral Roberts	56 71				
						215	A Western Ill.	70 78				
						215	H Western Ill.	67 79				
						225	A North Dakota	57 68				
						225	H North Dakota	68 69				
						242	N Campbell	52 65				
						273	H CSU Bakersfield	53 46				
						322	H North Dakota St.	78 61				
						334	A Purdue Fort Wayne	48 56				
						338	A Detroit Mercy	51 42				
						340	H USC Upstate	96 69				
						349	N Florida A&M	57 50				
LAST 12 Division I GAMES:												
349	N Florida A&M	57 50	39	H South Dakota	49 80							
215	H Western Ill.	67 79	215	A Western Ill.	70 78							
39	A South Dakota	33 78	225	A North Dakota	57 68							
225	H North Dakota	68 69	322	H North Dakota St.	78 61							
28	A South Dakota St.	47 81	175	H Oral Roberts	56 71							
334	A Purdue Fort Wayne	48 56	169	H Denver	68 95							

Non-Div I Games: Peru St. 91 44 Graceland (IA) 81 39

Omaha

Loss, Non-Conf, S Site, H Home A Away N Neutral

Average RPI Win: 264		WON-LOST	WINNING	LAST 10	STRENGTH OF	OPP. STRENGTH	TEAM	ADJ.	CONF.	ADJ CONF.
Average RPI Loss: 90		RECORD	PCT. RANK	GAMES	SCHEDULE	OF SCHEDULE	RPI	RPI	RPI	RPI
DIV. I ONLY		11- 12	172	0- 1	166	162	175	175	18	18
DIV. I NON-CONF.		5- 6	177	0- 0	161	113	157	157	18	18
TOTALS	RPI 1-25	RPI 26-50		W-L RECORDS		RPI 51-100	RPI 101-150	RPI 150+		
11- 12	0- 1	0- 4		OVERALL		0- 2	0- 3	11- 2		
6- 5	0- 0	0- 2		HOME		0- 1	0- 1	6- 1		
5- 7	0- 1	0- 2		AWAY		0- 1	0- 2	5- 1		
0- 0	0- 0	0- 0		NEUTRAL		0- 0	0- 0	0- 0		
5- 6	0- 1	0- 0		NON-CONFERENCE		0- 2	0- 3	5- 0		
2- 2	0- 0	0- 0		HOME		0- 1	0- 1	2- 0		
3- 4	0- 1	0- 0		AWAY		0- 1	0- 2	3- 0		
0- 0	0- 0	0- 0		NEUTRAL		0- 0	0- 0	0- 0		
6- 6	0- 0	0- 4		CONFERENCE		0- 0	0- 0	6- 2		
4- 3	0- 0	0- 2		HOME		0- 0	0- 0	4- 1		
2- 3	0- 0	0- 2		AWAY		0- 0	0- 0	2- 1		
0- 0	0- 0	0- 0		NEUTRAL		0- 0	0- 0	0- 0		

RPI 1-25				RPI 26-50				RPI 51-100				RPI 101+ Team's RPI: 175			
RPI	S	Opponent	Score	RPI	S	Opponent	Score	RPI	S	Opponent	Score	RPI	S	Opponent	Score
11	A	Iowa	77 90	28	A	South Dakota St.	55 68	82	A	Arkansas	61 74	102	A	Oklahoma St.	69 89
				28	H	South Dakota St.	65 74	88	H	UT Arlington	62 80	118	A	Kansas	58 70
				39	A	South Dakota	64 75					149	H	Tulsa	68 76
				39	H	South Dakota	72 76					169	A	Denver	76 93
												169	H	Denver	74 66
												180	A	Texas St.	81 64
												188	A	Sam Houston St.	73 62
												215	H	Western Ill.	68 64
												225	H	North Dakota	67 75
												237	H	UMKC	75 64
												272	H	Southern Utah	64 59
												317	A	Omaha	71 56
												322	H	North Dakota St.	101 72
												332	A	Houston Baptist	74 56
												334	A	Purdue Fort Wayne	72 61
												334	H	Purdue Fort Wayne	66 56
LAST 12 Division I GAMES:															
				39	A	South Dakota	64 75	39	H	South Dakota	72 76				
				169	H	Denver	74 66	28	A	South Dakota St.	55 68				
				28	H	South Dakota St.	65 74	334	A	Purdue Fort Wayne	72 61				
				334	H	Purdue Fort Wayne	66 56	215	H	Western Ill.	68 64				
				322	H	North Dakota St.	101 72	225	H	North Dakota	67 75				
				169	A	Denver	76 93	317	A	Omaha	71 56				

Non-Div I Games:	Harris-Stowe	74	46	Cent. Christian (KS94	47
------------------	--------------	----	----	-----------------------	----

Oral Roberts

Loss, Non-Conf, S Site, H Home A Away N Neutral

Oregon

Through Games Of Feb. 11, 2019

Average RPI Win:	96	WON-LOST	WINNING	LAST 10	STRENGTH OF	OPP. STRENGTH	TEAM	ADJ.	CONF.	ADJ CONF.
Average RPI Loss:	20	RECORD	PCT. RANK	GAMES	SCHEDULE	OF SCHEDULE	RPI	RPI	RPI	RPI
DIV. I ONLY	22- 1	2	1- 0	20	5	4	4	2	2	
DIV. I NON-CONF.	10- 1	17	0- 0	15	41	5	5	2	2	
TOTALS	RPI 1-25	RPI 26-50	W-L RECORDS	RPI 51-100	RPI 101-150	RPI 150+				
22- 1	5- 1	5- 0	OVERALL	2- 0	5- 0	5- 0				
12- 0	4- 0	0- 0	HOME	2- 0	3- 0	3- 0				
9- 1	1- 1	5- 0	AWAY	0- 0	2- 0	1- 0				
1- 0	0- 0	0- 0	NEUTRAL	0- 0	0- 0	1- 0				
10- 1	3- 1	2- 0	NON-CONFERENCE	0- 0	0- 0	5- 0				
6- 0	3- 0	0- 0	HOME	0- 0	0- 0	3- 0				
3- 1	0- 1	2- 0	AWAY	0- 0	0- 0	1- 0				
1- 0	0- 0	0- 0	NEUTRAL	0- 0	0- 0	1- 0				
12- 0	2- 0	3- 0	CONFERENCE	2- 0	5- 0	0- 0				
6- 0	1- 0	0- 0	HOME	2- 0	3- 0	0- 0				
6- 0	1- 0	3- 0	AWAY	0- 0	2- 0	0- 0				
0- 0	0- 0	0- 0	NEUTRAL	0- 0	0- 0	0- 0				

RPI	S	Opponent	Score	RPI	S	Opponent	Score	RPI	S	Opponent	Score	RPI	S	Opponent	Score
5	A	Stanford	88 48	28	A	South Dakota St.	87 79	51	H	Utah	87 65	122	A	Washington St.	79 64
7	H	Mississippi St.	82 74	36	A	California	105 82	80	H	Arizona	93 60	122	H	Washington St.	98 58
9	H	Syracuse	75 73	37	A	UCLA	72 52					135	H	Colorado	102 43
18	H	Arizona St.	77 71	45	A	Saint Mary's (CA)	79 55					145	A	Washington	76 57
20	A	Michigan St.	82 88	49	A	Southern California	93 53					145	H	Washington	84 71
25	H	Buffalo	102 82									165	N	UC Riverside	94 44
												168	H	UC Irvine	115 69
												221	A	Utah St.	88 58
												251	H	Air Force	82 36
												258	H	Long Beach St.	110 48
LAST 12 Division I GAMES:															
5	A	Stanford	88 48	80	H	Arizona	93 60								
36	A	California	105 82	18	H	Arizona St.	77 71								
135	H	Colorado	102 43	37	A	UCLA	72 52								
51	H	Utah	87 65	49	A	Southern California	93 53								
145	A	Washington	76 57	122	H	Washington St.	98 58								
122	A	Washington St.	79 64	145	H	Washington	84 71								

Non-Div I Games: Alas. Fairbanks 115 36

Oregon

■ Loss,
■ Non-Conf, S Site,
■ Home
■ Away
N Neutral

Average RPI Win:	139	WON-LOST	WINNING	LAST 10	STRENGTH OF	OPP. STRENGTH	TEAM	ADJ.	CONF.	ADJ CONF.
Average RPI Loss:	11	RECORD	PCT. RANK	GAMES	SCHEDULE	OF SCHEDULE	RPI	RPI	RPI	RPI
DIV. I ONLY	20- 4	18	0- 1	121	3	30	30	2	2	
DIV. I NON-CONF.	10- 2	37	0- 1	218	20	69	69	2	2	
TOTALS	RPI 1-25	RPI 26-50	W-L RECORDS	RPI 51-100	RPI 101-150	RPI 150+				
20- 4	1- 4	4- 0	OVERALL	3- 0	6- 0	6- 0				
12- 1	0- 1	1- 0	HOME	3- 0	3- 0	5- 0				
5- 1	0- 1	3- 0	AWAY	0- 0	2- 0	0- 0				
3- 2	1- 2	0- 0	NEUTRAL	0- 0	1- 0	1- 0				
10- 2	1- 2	1- 0	NON-CONFERENCE	1- 0	1- 0	6- 0				
7- 0	0- 0	1- 0	HOME	1- 0	0- 0	5- 0				
0- 0	0- 0	0- 0	AWAY	0- 0	0- 0	0- 0				
3- 2	1- 2	0- 0	NEUTRAL	0- 0	1- 0	1- 0				
10- 2	0- 2	3- 0	CONFERENCE	2- 0	5- 0	0- 0				
5- 1	0- 1	0- 0	HOME	2- 0	3- 0	0- 0				
5- 1	0- 1	3- 0	AWAY	0- 0	2- 0	0- 0				
0- 0	0- 0	0- 0	NEUTRAL	0- 0	0- 0	0- 0				

RPI S	Opponent	Score	RPI S	Opponent	Score	Team's RPI: 30	RPI S	Opponent	Score	RPI S	Opponent	Score	RPI S	Opponent	Score
1 N	Notre Dame	81 91	36 A	California	82 74		51 H	Utah	71 63	122 A	Washington St.	52 35			
5 A	Stanford	44 61	37 A	UCLA	83 73		74 H	Duke	71 57	122 H	Washington St.	76 69			
15 N	South Carolina	70 68	45 H	Saint Mary's (CA)	89 56		80 H	Arizona	86 64	128 N	Western Ky.	74 60			
18 H	Arizona St.	76 79	49 A	Southern California	76 52					135 H	Colorado	89 65			
21 N	Texas A&M	70 76								145 A	Washington	86 39			
										145 H	Washington	78 67			
										183 H	Santa Clara	82 31			
										198 N	Eastern Wash.	93 45			
										273 H	CSU Bakersfield	92 52			
										284 H	La Salle	100 46			
										313 H	Cal Poly	79 54			
										347 H	Ark.-Pine Bluff	89 33			
LAST 12 Division I GAMES:															
1 N	Notre Dame	81 91	122 A	Washington St.	52 35										
15 N	South Carolina	70 68	145 A	Washington	86 39										
36 A	California	82 74	18 H	Arizona St.	76 79										
5 A	Stanford	44 61	80 H	Arizona	86 64										
51 H	Utah	71 63	49 A	Southern California	76 52										
135 H	Colorado	89 65	37 A	UCLA	83 73										

Non-Div I Games:

Oregon St.

■ Loss,
■ Non-Conf,
■ S Site,
■ H Home
■ A Away
N Neutral

Pacific

Through Games Of Feb. 11, 2019

Average RPI Win:	206	WON-LOST	WINNING	LAST 10	STRENGTH OF	OPP. STRENGTH	TEAM	ADJ.	CONF.	ADJ CONF.
Average RPI Loss:	39	RECORD	PCT. RANK	GAMES	SCHEDULE	OF SCHEDULE	RPI	RPI	RPI	RPI
DIV. I ONLY	15- 8	90	0- 1	101	93	81	81	8	8	
DIV. I NON-CONF.	7- 3	83	0- 0	204	164	87	87	7	7	
TOTALS	RPI 1-25	RPI 26-50	W-L RECORDS	RPI 51-100	RPI 101-150	RPI 150+				
15- 8	0- 3	2- 3	OVERALL	1- 2	1- 0	11- 0				
8- 3	0- 1	2- 1	HOME	0- 1	1- 0	5- 0				
7- 4	0- 2	0- 1	AWAY	1- 1	0- 0	6- 0				
0- 1	0- 0	0- 1	NEUTRAL	0- 0	0- 0	0- 0				
7- 3	0- 1	1- 1	NON-CONFERENCE	1- 1	0- 0	5- 0				
4- 0	0- 0	1- 0	HOME	0- 0	0- 0	3- 0				
3- 2	0- 1	0- 0	AWAY	1- 1	0- 0	2- 0				
0- 1	0- 0	0- 1	NEUTRAL	0- 0	0- 0	0- 0				
8- 5	0- 2	1- 2	CONFERENCE	0- 1	1- 0	6- 0				
4- 3	0- 1	1- 1	HOME	0- 1	1- 0	2- 0				
4- 2	0- 1	0- 1	AWAY	0- 0	0- 0	4- 0				
0- 0	0- 0	0- 0	NEUTRAL	0- 0	0- 0	0- 0				

RPI 1-25				RPI 26-50				RPI 51-100 Team's RPI: 81				RPI 101+			
RPI	S	Opponent	Score	RPI	S	Opponent	Score	RPI	S	Opponent	Score	RPI	S	Opponent	Score
13	A	Gonzaga	65 88	36	N	California	69 81	59	A	Lamar University	66 82	124	H	Pepperdine	78 67
13	H	Gonzaga	51 63	38	A	BYU	49 75	91	A	UC Davis	83 80	161	A	Portland	76 66
14	A	UCF	57 64	38	H	BYU	74 77	99	H	Loyola Marymount	67 72	161	H	Portland	87 77
				45	H	Saint Mary's (CA)	76 67					183	A	Santa Clara	74 70
				47	H	Wyoming	70 64					241	A	San Francisco	85 75
LAST 12 Division I GAMES:															
				38	A	BYU	49 75	241	A	San Francisco	85 75				
				257	A	San Diego	70 53	183	A	Santa Clara	74 70				
				161	H	Portland	87 77	257	H	San Diego	79 47				
				13	H	Gonzaga	51 63	38	H	BYU	74 77				
				124	H	Pepperdine	78 67	13	A	Gonzaga	65 88				
				99	H	Loyola Marymount	67 72	161	A	Portland	76 66				

Non-Div I Games:

Pacific

■ Loss,
 ■ Non-Conf, S Site,
 ■ Home
 ■ Away
 N Neutral

Average RPI Win:	219	WON-LOST	WINNING	LAST 10	STRENGTH OF	OPP. STRENGTH	TEAM	ADJ.	CONF.	ADJ CONF.
Average RPI Loss:	39	RECORD	PCT. RANK	GAMES	SCHEDULE	OF SCHEDULE	RPI	RPI	RPI	RPI
DIV. I ONLY	14- 3	22	1- 0	224	106	72	72	11	11	
DIV. I NON-CONF.	9- 3	61	0- 0	246	94	91	91	11	11	
TOTALS	RPI 1-25	RPI 26-50	W-L RECORDS	RPI 51-100	RPI 101-150	RPI 150+				
14- 3	0- 1	0- 1	OVERALL	3- 1	0- 0	11- 0				
6- 1	0- 0	0- 1	HOME	1- 0	0- 0	5- 0				
8- 1	0- 1	0- 0	AWAY	2- 0	0- 0	6- 0				
0- 1	0- 0	0- 0	NEUTRAL	0- 1	0- 0	0- 0				
9- 3	0- 1	0- 1	NON-CONFERENCE	1- 1	0- 0	8- 0				
4- 1	0- 0	0- 1	HOME	0- 0	0- 0	4- 0				
5- 1	0- 1	0- 0	AWAY	1- 0	0- 0	4- 0				
0- 1	0- 0	0- 0	NEUTRAL	0- 1	0- 0	0- 0				
5- 0	0- 0	0- 0	CONFERENCE	2- 0	0- 0	3- 0				
2- 0	0- 0	0- 0	HOME	1- 0	0- 0	1- 0				
3- 0	0- 0	0- 0	AWAY	1- 0	0- 0	2- 0				
0- 0	0- 0	0- 0	NEUTRAL	0- 0	0- 0	0- 0				

RPI 1-25				RPI 26-50				RPI 51-100				RPI 101+			
RPI	S	Opponent	Score	RPI	S	Opponent	Score	RPI	S	Opponent	Score	RPI	S	Opponent	Score
1	A	Notre Dame	55 75	41	H	Villanova	50 58	73	H	Yale	54 48	170	H	Temple	71 62
								75	N	Maine	46 47	203	A	Navy	65 61
								77	A	Drexel	55 39	214	A	Stetson	75 53
								93	A	Princeton	66 60	227	H	Brown	83 43
												253	H	Saint Joseph's	65 45
												263	A	Columbia	72 60
												277	A	Cornell	59 46
												278	A	Siena	58 51
												284	H	La Salle	65 34
												320	H	NJIT	85 42
												331	A	Iona	66 43
LAST 12 Division I GAMES:															
				73	H	Yale	54 48	93	A	Princeton	66 60				
				227	H	Brown	83 43	214	A	Stetson	75 53				
				263	A	Columbia	72 60	77	A	Drexel	55 39				
				277	A	Cornell	59 46	331	A	Iona	66 43				
				170	H	Temple	71 62	284	H	La Salle	65 34				
				41	H	Villanova	50 58	75	N	Maine	46 47				

Non-Div I Games: Haverford 81 46

Penn

Average RPI Win:	166	WON-LOST	WINNING	LAST 10	STRENGTH OF	OPP. STRENGTH	TEAM	ADJ.	CONF.	ADJ CONF.
Average RPI Loss:	58	RECORD	PCT. RANK	GAMES	SCHEDULE	OF SCHEDULE	RPI	RPI	RPI	RPI
DIV. I ONLY	10- 13	210	0- 1	27	64	133	133	4	4	
DIV. I NON-CONF.	7- 4	108	0- 0	49	133	102	102	6	6	
TOTALS	RPI 1-25	RPI 26-50	W-L RECORDS	RPI 51-100	RPI 101-150	RPI 150+				
10- 13	0- 6	0- 2	OVERALL	2- 1	2- 3	6- 1				
8- 8	0- 3	0- 1	HOME	2- 1	1- 2	5- 1				
2- 5	0- 3	0- 1	AWAY	0- 0	1- 1	1- 0				
0- 0	0- 0	0- 0	NEUTRAL	0- 0	0- 0	0- 0				
7- 4	0- 1	0- 1	NON-CONFERENCE	2- 0	2- 1	3- 1				
6- 3	0- 0	0- 1	HOME	2- 0	1- 1	3- 1				
1- 1	0- 1	0- 0	AWAY	0- 0	1- 0	0- 0				
0- 0	0- 0	0- 0	NEUTRAL	0- 0	0- 0	0- 0				
3- 9	0- 5	0- 1	CONFERENCE	0- 1	0- 2	3- 0				
2- 5	0- 3	0- 0	HOME	0- 1	0- 1	2- 0				
1- 4	0- 2	0- 1	AWAY	0- 0	0- 1	1- 0				
0- 0	0- 0	0- 0	NEUTRAL	0- 0	0- 0	0- 0				

RPI S	Opponent	Score	RPI S	Opponent	Score	RPI S	Opponent	Score	RPI S	Opponent	Score	Team's RPI: 133
11	H Iowa	61 81	36	H California	58 75	57	H Michigan	62 66	108	A Ohio St.	73 78	
16	A Florida St.	58 87	40	A Indiana	75 83	93	H Princeton	79 71	108	H Ohio St.	71 76	
17	A Maryland	67 79				95	H American	80 59	117	H Providence	74 72	
17	H Maryland	61 77							129	A Fordham	72 55	
19	A Rutgers	61 74							150	H Duquesne	58 64	
19	H Rutgers	61 69							159	H Stony Brook	70 81	
									185	A Wisconsin	65 59	
									185	H Wisconsin	71 64	
									187	H Illinois	62 48	
									211	H St. Bonaventure	80 65	
									225	H North Dakota	75 68	
									236	H Jacksonville	80 61	
LAST 12 Division I GAMES:												
57	H Michigan	62 66	108	H Ohio St.	71 76							
108	A Ohio St.	73 78	187	H Illinois	62 48							
11	H Iowa	61 81	19	A Rutgers	61 74							
19	H Rutgers	61 69	185	H Wisconsin	71 64							
185	A Wisconsin	65 59	40	A Indiana	75 83							
17	A Maryland	67 79	17	H Maryland	61 77							

Non-Div I Games:

Penn St.

■ Loss,
 ■ Non-Conf, S Site,
 ■ Home
 ■ Away
 N Neutral

Pepperdine

Through Games Of Feb. 11, 2019

Average RPI Win:	226	WON-LOST	WINNING	LAST 10	STRENGTH OF	OPP. STRENGTH	TEAM	ADJ.	CONF.	ADJ CONF.
Average RPI Loss:	102	RECORD	PCT. RANK	GAMES	SCHEDULE	OF SCHEDULE	RPI	RPI	RPI	RPI
DIV. I ONLY	15- 8	90	1- 0	266	97	124	124	8	8	
DIV. I NON-CONF.	6- 4	125	0- 0	346	185	217	217	7	7	
TOTALS	RPI 1-25	RPI 26-50	W-L RECORDS	RPI 51-100	RPI 101-150	RPI 150+				
15- 8	0- 1	1- 2	OVERALL	1- 1	0- 3	13- 1				
7- 1	0- 1	1- 0	HOME	1- 0	0- 0	5- 0				
6- 6	0- 0	0- 2	AWAY	0- 1	0- 3	6- 0				
2- 1	0- 0	0- 0	NEUTRAL	0- 0	0- 0	2- 1				
6- 4	0- 0	0- 0	NON-CONFERENCE	0- 0	0- 3	6- 1				
1- 0	0- 0	0- 0	HOME	0- 0	0- 0	1- 0				
3- 3	0- 0	0- 0	AWAY	0- 0	0- 3	3- 0				
2- 1	0- 0	0- 0	NEUTRAL	0- 0	0- 0	2- 1				
9- 4	0- 1	1- 2	CONFERENCE	1- 1	0- 0	7- 0				
6- 1	0- 1	1- 0	HOME	1- 0	0- 0	4- 0				
3- 3	0- 0	0- 2	AWAY	0- 1	0- 0	3- 0				
0- 0	0- 0	0- 0	NEUTRAL	0- 0	0- 0	0- 0				

RPI 1-25				RPI 26-50				RPI 51-100				RPI 101+ Team's RPI: 124			
RPI	S	Opponent	Score	RPI	S	Opponent	Score	RPI	S	Opponent	Score	RPI	S	Opponent	Score
13	H	Gonzaga	54 79	38	A	BYU	58 83	81	A	Pacific	67 78	103	A	Idaho St.	63 65
				38	H	BYU	79 65	99	H	Loyola Marymount	95 86	117	A	Providence	47 66
				45	A	Saint Mary's (CA)	68 79					135	A	Colorado	65 80
												161	H	Portland	82 68
												183	A	Santa Clara	76 74
												183	H	Santa Clara	74 48
												233	N	Sacramento St.	113 97
												241	A	San Francisco	72 66
												241	H	San Francisco	69 50
												243	A	Hawaii	65 64
												257	A	San Diego	74 55
												257	H	San Diego	88 65
												279	N	Northern Ky.	51 46
												284	N	La Salle	55 62
												313	A	Cal Poly	70 63
												315	H	Weber St.	68 47
												343	A	Seattle U	78 64
LAST 12 Division I GAMES:															
183	A	Santa Clara	76 74	99	H	Loyola Marymount	95 86								
241	A	San Francisco	72 66	241	H	San Francisco	69 50								
38	H	BYU	79 65	183	H	Santa Clara	74 48								
257	H	San Diego	88 65	257	A	San Diego	74 55								
81	A	Pacific	67 78	38	A	BYU	58 83								
45	A	Saint Mary's (CA)	68 79	13	H	Gonzaga	54 79								

Non-Div I Games:

Pepperdine

Loss, Non-Conf, S Site, H Home A Away N Neutral

Average RPI Win:	163	WON-LOST	WINNING	LAST 10	STRENGTH OF	OPP. STRENGTH	TEAM	ADJ.	CONF.	ADJ CONF.
Average RPI Loss:	61	RECORD	PCT. RANK	GAMES	SCHEDULE	OF SCHEDULE	RPI	RPI	RPI	RPI
DIV. I ONLY	9- 16	250	0- 1	19	38	127	127	1	1	
DIV. I NON-CONF.	9- 5	104	0- 0	61	147	85	85	1	1	
TOTALS	RPI 1-25	RPI 26-50	W-L RECORDS	RPI 51-100	RPI 101-150	RPI 150+				
9- 16	0- 6	0- 1	OVERALL	3- 6	3- 2	3- 1				
5- 9	0- 3	0- 0	HOME	1- 4	2- 2	2- 0				
2- 6	0- 3	0- 1	AWAY	1- 2	1- 0	0- 0				
2- 1	0- 0	0- 0	NEUTRAL	1- 0	0- 0	1- 1				
9- 5	0- 1	0- 0	NON-CONFERENCE	3- 2	3- 1	3- 1				
5- 3	0- 1	0- 0	HOME	1- 1	2- 1	2- 0				
2- 1	0- 0	0- 0	AWAY	1- 1	1- 0	0- 0				
2- 1	0- 0	0- 0	NEUTRAL	1- 0	0- 0	1- 1				
0- 11	0- 5	0- 1	CONFERENCE	0- 4	0- 1	0- 0				
0- 6	0- 2	0- 0	HOME	0- 3	0- 1	0- 0				
0- 5	0- 3	0- 1	AWAY	0- 1	0- 0	0- 0				
0- 0	0- 0	0- 0	NEUTRAL	0- 0	0- 0	0- 0				

RPI S Opponent Score	RPI S Opponent Score	RPI S Opponent Score	RPI S Opponent Score
1 A Notre Dame 44 100	42 A Georgia Tech 55 67	58 H Clemson 59 65	105 H Boston College 55 59
3 A Louisville 42 70		70 H West Virginia 43 77	106 H UNCW 60 56
9 H Syracuse 50 82		71 H Virginia Tech 58 74	126 H Youngstown St. 55 64
12 A NC State 34 63		74 A Duke 55 74	129 H Fordham 65 62
14 H UCF 58 61		82 N Arkansas 61 54	150 A Duquesne 66 58
23 H Miami (FL) 51 65		86 H Cincinnati 65 48	185 N Wisconsin 42 57
		90 A Northwestern 52 49	220 H Saint Francis (PA) 78 75
		92 A Georgetown 41 70	290 N Tennessee St. 78 56
		96 H Virginia 57 74	318 H New Orleans 90 38
LAST 12 Division I GAMES:			
23 H Miami (FL) 51 65	58 H Clemson 59 65		
42 A Georgia Tech 55 67	9 H Syracuse 50 82		
74 A Duke 55 74	105 H Boston College 55 59		
71 H Virginia Tech 58 74	12 A NC State 34 63		
3 A Louisville 42 70	1 Notre Dame 44 100		
96 H Virginia 57 74	150 A Duquesne 66 58		

Non-Div I Games:

Pittsburgh

■ Loss,
 ■ Non-Conf,
 S Site,
 ■ Home
 ■ Away
 N Neutral

Average RPI Win:	257	WON-LOST	WINNING	LAST 10	STRENGTH OF	OPP. STRENGTH	TEAM	ADJ.	CONF.	ADJ CONF.
Average RPI Loss:	85	RECORD	PCT. RANK	GAMES	SCHEDULE	OF SCHEDULE	RPI	RPI	RPI	RPI
DIV. I ONLY	8- 13	239	0- 0	66	163	161	161	8	8	
DIV. I NON-CONF.	6- 3	91	0- 0	166	343	119	119	7	7	
TOTALS	RPI 1-25	RPI 26-50	W-L RECORDS	RPI 51-100	RPI 101-150	RPI 150+				
8- 13	0- 2	0- 3	OVERALL	0- 4	0- 2	8- 2				
4- 5	0- 1	0- 1	HOME	0- 1	0- 0	4- 2				
4- 7	0- 1	0- 2	AWAY	0- 2	0- 2	4- 0				
0- 1	0- 0	0- 0	NEUTRAL	0- 1	0- 0	0- 0				
6- 3	0- 0	0- 0	NON-CONFERENCE	0- 1	0- 1	6- 1				
3- 1	0- 0	0- 0	HOME	0- 0	0- 0	3- 1				
3- 1	0- 0	0- 0	AWAY	0- 0	0- 1	3- 0				
0- 1	0- 0	0- 0	NEUTRAL	0- 1	0- 0	0- 0				
2- 10	0- 2	0- 3	CONFERENCE	0- 3	0- 1	2- 1				
1- 4	0- 1	0- 1	HOME	0- 1	0- 0	1- 1				
1- 6	0- 1	0- 2	AWAY	0- 2	0- 1	1- 0				
0- 0	0- 0	0- 0	NEUTRAL	0- 0	0- 0	0- 0				

RPI 1-25				RPI 26-50				RPI 51-100				RPI 101+ Team's RPI: 161			
RPI	S	Opponent	Score	RPI	S	Opponent	Score	RPI	S	Opponent	Score	RPI	S	Opponent	Score
13	A	Gonzaga	71 97	38	A	BYU	71 79	80	N	Arizona	70 92	124	A	Pepperdine	68 82
13	H	Gonzaga	62 93	45	A	Saint Mary's (CA)	85 113	81	A	Pacific	77 87	139	A	Portland St.	79 92
				45	H	Saint Mary's (CA)	91 98	81	H	Pacific	66 76	168	H	UC Irvine	69 84
								99	A	Loyola Marymount	58 76	183	H	Santa Clara	66 72
												221	H	Utah St.	61 54
												241	H	San Francisco	78 73
												243	A	Hawaii	72 65
												245	H	Cal St. Fullerton	83 74
												251	H	Air Force	79 60
												257	A	San Diego	69 60
												282	A	Utah Valley	65 60
												315	A	Weber St.	89 73
LAST 12 Division I GAMES:															
13	H	Gonzaga	62 93	257	A	San Diego	69 60								
81	A	Pacific	77 87	13	A	Gonzaga	71 97								
45	A	Saint Mary's (CA)	85 113	45	H	Saint Mary's (CA)	91 98								
241	H	San Francisco	78 73	81	H	Pacific	66 76								
183	H	Santa Clara	66 72	99	A	Loyola Marymount	58 76								
38	A	BYU	71 79	124	A	Pepperdine	68 82								

Non-Div I Games: Warner Pacific 98 63 Willamette 82 27

Portland

Loss, Non-Conf, S Site, H Home A Away N Neutral

Average RPI Win:	232	WON-LOST	WINNING	LAST 10	STRENGTH OF	OPP. STRENGTH	TEAM	ADJ.	CONF.	ADJ CONF.
Average RPI Loss:	115	RECORD	PCT. RANK	GAMES	SCHEDULE	OF SCHEDULE	RPI	RPI	RPI	RPI
DIV. I ONLY	16- 4	27	1- 0	311	196	139	139	16	16	
DIV. I NON-CONF.	7- 1	30	0- 0	337	265	171	171	12	12	
TOTALS	RPI 1-25	RPI 26-50	W-L RECORDS	RPI 51-100	RPI 101-150	RPI 150+				
16- 4	0- 0	0- 0	OVERALL	2- 2	1- 1	13- 1				
12- 2	0- 0	0- 0	HOME	2- 0	1- 1	9- 1				
4- 2	0- 0	0- 0	AWAY	0- 2	0- 0	4- 0				
0- 0	0- 0	0- 0	NEUTRAL	0- 0	0- 0	0- 0				
7- 1	0- 0	0- 0	NON-CONFERENCE	1- 0	0- 0	6- 1				
5- 1	0- 0	0- 0	HOME	1- 0	0- 0	4- 1				
2- 0	0- 0	0- 0	AWAY	0- 0	0- 0	2- 0				
0- 0	0- 0	0- 0	NEUTRAL	0- 0	0- 0	0- 0				
9- 3	0- 0	0- 0	CONFERENCE	1- 2	1- 1	7- 0				
7- 1	0- 0	0- 0	HOME	1- 0	1- 1	5- 0				
2- 2	0- 0	0- 0	AWAY	0- 2	0- 0	2- 0				
0- 0	0- 0	0- 0	NEUTRAL	0- 0	0- 0	0- 0				

RPI S	Opponent	Score	RPI S	Opponent	Score	RPI S	Opponent	Score	RPI S	Opponent	Score	Team's RPI: 139
						89	A Idaho	78 80	103	H Idaho St.	57 58	
						91	H UC Davis	65 50	138	H Montana St.	55 53	
						100	A Northern Colo.	63 79	161	H Portland	92 79	
						100	H Northern Colo.	85 66	163	H Montana	78 60	
									168	H UC Irvine	68 73	
									198	A Eastern Wash.	76 64	
									215	H UNLV	58 49	
									233	H Sacramento St.	74 58	
									235	H Northern Ariz.	72 55	
									264	A UTEP	89 61	
									272	H Southern Utah	63 49	
									315	A Weber St.	77 59	
									315	H Weber St.	65 38	
									324	H San Jose St.	80 51	
									339	A Grand Canyon	60 55	
									343	H Seattle U	68 43	
LAST 12 Division I GAMES:												
						100	H Northern Colo.	85 66	235	H Northern Ariz.	72 55	
						233	H Sacramento St.	74 58	272	H Southern Utah	63 49	
						103	H Idaho St.	57 58	315	A Weber St.	77 59	
						315	H Weber St.	65 38	163	H Montana	78 60	
						89	A Idaho	78 80	138	H Montana St.	55 53	
						198	A Eastern Wash.	76 64	100	A Northern Colo.	63 79	

Non-Div I Games: Warner Pacific 102 49

Portland St.

Prairie View

Through Games Of Feb. 11, 2019

Average RPI Win:	287	WON-LOST	WINNING	LAST 10	STRENGTH OF	OPP. STRENGTH	TEAM	ADJ.	CONF.	ADJ CONF.
Average RPI Loss:	123	RECORD	PCT. RANK	GAMES	SCHEDULE	OF SCHEDULE	RPI	RPI	RPI	RPI
DIV. I ONLY	8- 10	208	0- 1	228	251	199	199	29	29	
DIV. I NON-CONF.	1- 7	319	0- 0	23	49	187	187	27	27	
TOTALS	RPI 1-25	RPI 26-50	W-L RECORDS	RPI 51-100	RPI 101-150	RPI 150+				
8- 10	0- 2	0- 1	OVERALL	0- 1	0- 2	8- 4				
3- 3	0- 0	0- 1	HOME	0- 0	0- 0	3- 2				
4- 7	0- 2	0- 0	AWAY	0- 1	0- 2	4- 2				
1- 0	0- 0	0- 0	NEUTRAL	0- 0	0- 0	1- 0				
1- 7	0- 2	0- 1	NON-CONFERENCE	0- 1	0- 2	1- 1				
0- 1	0- 0	0- 1	HOME	0- 0	0- 0	0- 0				
0- 6	0- 2	0- 0	AWAY	0- 1	0- 2	0- 1				
1- 0	0- 0	0- 0	NEUTRAL	0- 0	0- 0	1- 0				
7- 3	0- 0	0- 0	CONFERENCE	0- 0	0- 0	7- 3				
3- 2	0- 0	0- 0	HOME	0- 0	0- 0	3- 2				
4- 1	0- 0	0- 0	AWAY	0- 0	0- 0	4- 1				
0- 0	0- 0	0- 0	NEUTRAL	0- 0	0- 0	0- 0				

RPI 1-25				RPI 26-50				RPI 51-100				RPI 101+ Team's RPI: 199			
RPI	S	Opponent	Score	RPI	S	Opponent	Score	RPI	S	Opponent	Score	RPI	S	Opponent	Score
10	A	Iowa St.	46 94	31	H	Rice	58 68	82	A	Arkansas	44 71	102	A	Oklahoma St.	50 70
21	A	Texas A&M	57 70									135	A	Colorado	38 79
												182	A	Southern U.	55 54
												209	A	Texas Southern	67 73
												209	H	Texas Southern	44 52
												212	H	Grambling	63 64
												219	A	UTRGV	50 57
												249	H	Alabama St.	71 59
												267	N	A&M-Corpus Christi	67 59
												285	H	Jackson St.	76 57
												303	H	Alabama A&M	77 65
												310	A	Mississippi Val.	75 65
												347	A	Ark.-Pine Bluff	80 41
												350	A	Alcorn	82 61
LAST 12 Division I GAMES:															
209	A	Texas Southern	67 73	285	H	Jackson St.	76 57								
249	H	Alabama St.	71 59	209	H	Texas Southern	44 52								
303	H	Alabama A&M	77 65	350	A	Alcorn	82 61								
347	A	Ark.-Pine Bluff	80 41	182	A	Southern U.	55 54								
310	A	Mississippi Val.	75 65	21	A	Texas A&M	57 70								
212	H	Grambling	63 64	10	A	Iowa St.	46 94								

Non-Div I Games: Jarvis Christian 117 32 Arlington Baptist 105 31

Prairie View

Loss, Non-Conf, S Site, H Home A Away N Neutral

Presbyterian

Through Games Of Feb. 11, 2019

Average RPI Win:	314	WON-LOST	WINNING	LAST 10	STRENGTH OF	OPP. STRENGTH	TEAM	ADJ.	CONF.	ADJ CONF.
Average RPI Loss:	202	RECORD	PCT. RANK	GAMES	SCHEDULE	OF SCHEDULE	RPI	RPI	RPI	RPI
DIV. I ONLY	4- 18	323	0- 1	289	322	335	335	28	28	
DIV. I NON-CONF.	2- 9	297	0- 0	274	297	317	317	29	29	
TOTALS	RPI 1-25	RPI 26-50	W-L RECORDS	RPI 51-100	RPI 101-150	RPI 150+				
4- 18	0- 0	0- 0	OVERALL	0- 2	0- 4	4- 12				
3- 6	0- 0	0- 0	HOME	0- 0	0- 0	3- 6				
1- 12	0- 0	0- 0	AWAY	0- 2	0- 4	1- 6				
0- 0	0- 0	0- 0	NEUTRAL	0- 0	0- 0	0- 0				
2- 9	0- 0	0- 0	NON-CONFERENCE	0- 1	0- 3	2- 5				
1- 2	0- 0	0- 0	HOME	0- 0	0- 0	1- 2				
1- 7	0- 0	0- 0	AWAY	0- 1	0- 3	1- 3				
0- 0	0- 0	0- 0	NEUTRAL	0- 0	0- 0	0- 0				
2- 9	0- 0	0- 0	CONFERENCE	0- 1	0- 1	2- 7				
2- 4	0- 0	0- 0	HOME	0- 0	0- 0	2- 4				
0- 5	0- 0	0- 0	AWAY	0- 1	0- 1	0- 3				
0- 0	0- 0	0- 0	NEUTRAL	0- 0	0- 0	0- 0				

RPI S	Opponent	Score	RPI S	Opponent	Score	RPI S	Opponent	Score	RPI S	Opponent	Score	Team's RPI: 335
						61	A Tennessee	49 97	104	A Georgia	59 83	
						94	A Radford	49 59	106	A UNCW	48 63	
									132	A High Point	40 79	
									148	A Davidson	56 83	
									177	A Vanderbilt	43 78	
									191	A Hampton	62 79	
									194	H UNC Asheville	43 52	
									223	A Furman	68 76	
									242	A Campbell	46 51	
									259	A Winthrop	52 55	
									259	H Winthrop	54 62	
									260	H Gardner-Webb	58 66	
									268	A Samford	54 75	
									285	H Wofford	61 50	
									288	H Ga. Southern	68 69	
									291	A Col. of Charleston	71 65	
									305	H South Carolina St.	48 57	
									316	H Charleston So.	55 63	
									340	H USC Upstate	70 54	
									341	H Longwood	81 66	
LAST 12 Division I GAMES:												
259	H Winthrop	54 62	260	H Gardner-Webb	58 66							
191	A Hampton	62 79	340	H USC Upstate	70 54							
316	H Charleston So.	55 63	132	A High Point	40 79							
194	H UNC Asheville	43 52	341	H Longwood	81 66							
259	A Winthrop	52 55	242	A Campbell	46 51							
94	A Radford	49 59	223	A Furman	68 76							

Non-Div I Games:

Presbyterian

Loss, Non-Conf, S Site, H Home A Away N Neutral

Average RPI Win:	200	WON-LOST	WINNING	LAST 10	STRENGTH OF	OPP. STRENGTH	TEAM	ADJ.	CONF.	ADJ CONF.
Average RPI Loss:	83	RECORD	PCT. RANK	GAMES	SCHEDULE	OF SCHEDULE	RPI	RPI	RPI	RPI
DIV. I ONLY	11- 9	142	1- 0	68	120	93	93	11	11	
DIV. I NON-CONF.	8- 7	160	0- 0	57	96	75	75	11	11	
TOTALS	RPI 1-25	RPI 26-50	W-L RECORDS	RPI 51-100	RPI 101-150	RPI 150+				
11- 9	0- 1	0- 2	OVERALL	1- 3	3- 2	7- 1				
4- 3	0- 0	0- 0	HOME	1- 2	2- 1	1- 0				
7- 3	0- 0	0- 1	AWAY	0- 0	1- 1	6- 1				
0- 3	0- 1	0- 1	NEUTRAL	0- 1	0- 0	0- 0				
8- 7	0- 1	0- 2	NON-CONFERENCE	1- 1	3- 2	4- 1				
3- 1	0- 0	0- 0	HOME	1- 0	2- 1	0- 0				
5- 3	0- 0	0- 1	AWAY	0- 0	1- 1	4- 1				
0- 3	0- 1	0- 1	NEUTRAL	0- 1	0- 0	0- 0				
3- 2	0- 0	0- 0	CONFERENCE	0- 2	0- 0	3- 0				
1- 2	0- 0	0- 0	HOME	0- 2	0- 0	1- 0				
2- 0	0- 0	0- 0	AWAY	0- 0	0- 0	2- 0				
0- 0	0- 0	0- 0	NEUTRAL	0- 0	0- 0	0- 0				

RPI S	Opponent	Score	RPI S	Opponent	Score	RPI S	Opponent	Score	Team's RPI: 93	RPI S	Opponent	Score
9 N	Syracuse	61 92	34 N	DePaul	67 82	54 N	Kansas St.	61 80		107 A	Hartford	75 38
			41 A	Villanova	46 67	66 H	Quinnipiac	54 42		120 H	Seton Hall	66 70
						72 H	Penn	60 66		133 A	Penn St.	71 79
						73 H	Yale	86 96		147 H	Marist	60 57
										148 H	Davidson	65 57
										176 A	Rider	89 65
										207 A	George Washington	49 64
										213 A	Monmouth	79 47
										227 H	Brown	93 74
										261 A	St. Francis Brooklyn	83 64
										263 A	Columbia	79 64
										277 A	Cornell	75 46
										312 A	New Hampshire	90 42
LAST 12 Division I GAMES:												
227 H	Brown	93 74	107 A	Hartford	75 38							
73 H	Yale	86 96	261 A	St. Francis Brooklyn	83 64							
277 A	Cornell	75 46	147 H	Marist	60 57							
263 A	Columbia	79 64	213 A	Monmouth	79 47							
72 H	Penn	60 66	66 H	Quinnipiac	54 42							
312 A	New Hampshire	90 42	148 H	Davidson	65 57							

Non-Div I Games:

Princeton

■ Loss,
■ Non-Conf, S Site,
■ Home
■ Away
N Neutral

Providence

Through Games Of Feb. 11, 2019

Average RPI Win:	166	WON-LOST	WINNING	LAST 10	STRENGTH OF	OPP. STRENGTH	TEAM	ADJ.	CONF.	ADJ CONF.
Average RPI Loss:	91	RECORD	PCT. RANK	GAMES	SCHEDULE	OF SCHEDULE	RPI	RPI	RPI	RPI
DIV. I ONLY	14- 11	140	1- 0	106	70	117	117	6	6	
DIV. I NON-CONF.	8- 4	91	1- 0	237	173	151	151	4	4	
TOTALS	RPI 1-25	RPI 26-50	W-L RECORDS	RPI 51-100	RPI 101-150	RPI 150+				
14- 11	0- 1	2- 2	OVERALL	1- 4	5- 3	6- 1				
9- 4	0- 0	2- 0	HOME	1- 3	2- 1	4- 0				
4- 7	0- 1	0- 2	AWAY	0- 1	3- 2	1- 1				
1- 0	0- 0	0- 0	NEUTRAL	0- 0	0- 0	1- 0				
8- 4	0- 0	0- 0	NON-CONFERENCE	1- 2	2- 1	5- 1				
5- 2	0- 0	0- 0	HOME	1- 2	1- 0	3- 0				
2- 2	0- 0	0- 0	AWAY	0- 0	1- 1	1- 1				
1- 0	0- 0	0- 0	NEUTRAL	0- 0	0- 0	1- 0				
6- 7	0- 1	2- 2	CONFERENCE	0- 2	3- 2	1- 0				
4- 2	0- 0	2- 0	HOME	0- 1	1- 1	1- 0				
2- 5	0- 1	0- 2	AWAY	0- 1	2- 1	0- 0				
0- 0	0- 0	0- 0	NEUTRAL	0- 0	0- 0	0- 0				

RPI 1-25			RPI 26-50			RPI 51-100			RPI 101+ Team's RPI: 117		
RPI	S	Opponent	Score	RPI	S	Opponent	Score	RPI	S	Opponent	Score
8	A	Marquette	46 85	34	A	DePaul	62 88	66	H	Quinnipiac	44 48
				41	A	Villanova	33 53	73	H	Yale	59 42
				41	H	Villanova	67 61	78	H	Northeastern	59 65
				44	H	Butler	74 68	92	A	Georgetown	56 61
								92	H	Georgetown	52 68
LAST 12 Division I GAMES:											
307	N	Bryant	72 64	171	H	Xavier	71 58				
109	H	St. John's (NY)	57 60	44	H	Butler	74 68				
120	H	Seton Hall	82 75	120	A	Seton Hall	73 79				
92	A	Georgetown	56 61	109	A	St. John's (NY)	67 66				
41	A	Villanova	33 53	41	H	Villanova	67 61				
115	A	Creighton	77 63	92	H	Georgetown	52 68				

Non-Div I Games:

Providence

■ Loss,
 ■ Non-Conf,
 ■ S Site,
 ■ H Home
 ■ A Away
 N Neutral

Average RPI Win:	143	WON-LOST	WINNING	LAST 10	STRENGTH OF	OPP. STRENGTH	TEAM	ADJ.	CONF.	ADJ CONF.
Average RPI Loss:	59	RECORD	PCT. RANK	GAMES	SCHEDULE	OF SCHEDULE	RPI	RPI	RPI	RPI
DIV. I ONLY	16- 10	113	0- 1	35	45	52	52	4	4	
DIV. I NON-CONF.	9- 4	85	0- 0	56	93	63	63	6	6	
TOTALS	RPI 1-25	RPI 26-50	W-L RECORDS	RPI 51-100	RPI 101-150	RPI 150+				
16- 10	2- 5	1- 1	OVERALL	3- 2	2- 1	8- 1				
12- 2	2- 1	1- 0	HOME	2- 1	1- 0	6- 0				
3- 6	0- 3	0- 1	AWAY	1- 1	1- 0	1- 1				
1- 2	0- 1	0- 0	NEUTRAL	0- 0	0- 1	1- 0				
9- 4	1- 2	0- 1	NON-CONFERENCE	1- 0	0- 1	7- 0				
7- 1	1- 1	0- 0	HOME	1- 0	0- 0	5- 0				
1- 1	0- 0	0- 1	AWAY	0- 0	0- 0	1- 0				
1- 2	0- 1	0- 0	NEUTRAL	0- 0	0- 1	1- 0				
7- 6	1- 3	1- 0	CONFERENCE	2- 2	2- 0	1- 1				
5- 1	1- 0	1- 0	HOME	1- 1	1- 0	1- 0				
2- 5	0- 3	0- 0	AWAY	1- 1	1- 0	0- 1				
0- 0	0- 0	0- 0	NEUTRAL	0- 0	0- 0	0- 0				

RPI 1-25				RPI 26-50				RPI 51-100				RPI 101+			
RPI	S	Opponent	Score	RPI	S	Opponent	Score	RPI	S	Opponent	Score	RPI	S	Opponent	Score
6	N	UConn	40 86	32	A	Ohio	73 80	57	H	Michigan	71 70	108	H	Ohio St.	60 42
11	A	Iowa	58 72	40	H	Indiana	56 53	84	H	Harvard	66 65	109	N	St. John's (NY)	62 68
11	H	Iowa	62 57					90	A	Northwestern	57 54	112	A	Minnesota	64 53
15	H	South Carolina	73 82					97	A	Nebraska	61 67	156	H	Bradley	74 61
19	A	Rutgers	63 65					97	H	Nebraska	64 84	181	A	Ball St.	80 38
20	A	Michigan St.	66 74									185	A	Wisconsin	69 76
23	H	Miami (FL)	74 63									187	H	Illinois	72 50
												196	N	Ole Miss	70 59
												215	H	Western Ill.	81 60
												240	H	Albany (NY)	53 41
												250	H	Loyola Chicago	65 41
												334	H	Purdue Fort Wayne	78 44
LAST 12 Division I GAMES:															
97	A	Nebraska	61 67	40	H	Indiana	56 53								
187	H	Illinois	72 50	19	A	Rutgers	63 65								
20	A	Michigan St.	66 74	90	A	Northwestern	57 54								
97	H	Nebraska	64 84	11	H	Iowa	62 57								
11	A	Iowa	58 72	57	H	Michigan	71 70								
112	A	Minnesota	64 53	185	A	Wisconsin	69 76								

Non-Div I Games:

Purdue

■ Loss,
 ■ Non-Conf, S Site,
 ■ Home
 ■ Away
 N Neutral

Average RPI Win:	274	WON-LOST	WINNING	LAST 10	STRENGTH OF	OPP. STRENGTH	TEAM	ADJ.	CONF.	ADJ CONF.
Average RPI Loss:	189	RECORD	PCT. RANK	GAMES	SCHEDULE	OF SCHEDULE	RPI	RPI	RPI	RPI
DIV. I ONLY	3- 17	331	0- 1	287	243	334	334	18	18	
DIV. I NON-CONF.	1- 8	322	0- 0	336	302	347	347	18	18	
TOTALS	RPI 1-25	RPI 26-50	W-L RECORDS	RPI 51-100	RPI 101-150	RPI 150+				
3- 17	0- 0	0- 3	OVERALL	0- 1	0- 0	3- 13				
2- 7	0- 0	0- 2	HOME	0- 0	0- 0	2- 5				
1- 10	0- 0	0- 1	AWAY	0- 1	0- 0	1- 8				
0- 0	0- 0	0- 0	NEUTRAL	0- 0	0- 0	0- 0				
1- 8	0- 0	0- 0	NON-CONFERENCE	0- 1	0- 0	1- 7				
0- 3	0- 0	0- 0	HOME	0- 0	0- 0	0- 3				
1- 5	0- 0	0- 0	AWAY	0- 1	0- 0	1- 4				
0- 0	0- 0	0- 0	NEUTRAL	0- 0	0- 0	0- 0				
2- 9	0- 0	0- 3	CONFERENCE	0- 0	0- 0	2- 6				
2- 4	0- 0	0- 2	HOME	0- 0	0- 0	2- 2				
0- 5	0- 0	0- 1	AWAY	0- 0	0- 0	0- 4				
0- 0	0- 0	0- 0	NEUTRAL	0- 0	0- 0	0- 0				

RPI 1-25	RPI 26-50	RPI 51-100	RPI 101+	Team's RPI: 334
RPI S Opponent Score	RPI S Opponent Score	RPI S Opponent Score	RPI S Opponent Score	
	28 H South Dakota St. 52 85	52 A Purdue 44 78	169 H Denver 70 55	
	39 A South Dakota 51 69		175 A Oral Roberts 56 66	
	39 H South Dakota 49 71		175 H Oral Roberts 61 72	
			184 H Eastern Mich. 72 87	
			193 A Milwaukee 48 70	
			215 A Western Ill. 59 73	
			215 H Western Ill. 61 90	
			225 A North Dakota 60 79	
			250 A Loyola Chicago 67 81	
			256 H SIUE 49 57	
			271 A Eastern Ill. 63 72	
			283 A Western Mich. 61 69	
			292 H Valparaiso 64 68	
			317 H Omaha 56 48	
			322 A North Dakota St. 54 70	
			336 A Evansville 72 66	
LAST 12 Division I GAMES:				
215 H Western Ill. 61 90	39 A South Dakota 51 69			
39 H South Dakota 49 71	175 H Oral Roberts 61 72			
175 A Oral Roberts 56 66	28 H South Dakota St. 52 85			
169 H Denver 70 55	225 A North Dakota 60 79			
317 H Omaha 56 48	322 A North Dakota St. 54 70			
215 A Western Ill. 59 73	292 H Valparaiso 64 68			

Non-Div I Games: Taylor (IN) 84 74 Goshen 86 45 Ind.-Kokomo 87 50

Purdue Fort Wayne

Loss, Non-Conf, S Site, H Home A Away N Neutral

Quinnipiac

Through Games Of Feb. 11, 2019

Average RPI Win:	220	WON-LOST	WINNING	LAST 10	STRENGTH OF	OPP. STRENGTH	TEAM	ADJ.	CONF.	ADJ CONF.
Average RPI Loss:	40	RECORD	PCT. RANK	GAMES	SCHEDULE	OF SCHEDULE	RPI	RPI	RPI	RPI
DIV. I ONLY	17- 6	51	1- 0	113	160	66	66	26	26	
DIV. I NON-CONF.	5- 6	177	1- 0	22	11	58	58	28	28	
TOTALS	RPI 1-25	RPI 26-50	W-L RECORDS	RPI 51-100	RPI 101-150	RPI 150+				
17- 6	0- 1	0- 4	OVERALL	2- 1	2- 0	13- 0				
8- 2	0- 1	0- 1	HOME	0- 0	0- 0	8- 0				
8- 2	0- 0	0- 1	AWAY	2- 1	2- 0	4- 0				
1- 2	0- 0	0- 2	NEUTRAL	0- 0	0- 0	1- 0				
5- 6	0- 1	0- 4	NON-CONFERENCE	2- 1	1- 0	2- 0				
1- 2	0- 1	0- 1	HOME	0- 0	0- 0	1- 0				
3- 2	0- 0	0- 1	AWAY	2- 1	1- 0	0- 0				
1- 2	0- 0	0- 2	NEUTRAL	0- 0	0- 0	1- 0				
12- 0	0- 0	0- 0	CONFERENCE	0- 0	1- 0	11- 0				
7- 0	0- 0	0- 0	HOME	0- 0	0- 0	7- 0				
5- 0	0- 0	0- 0	AWAY	0- 0	1- 0	4- 0				
0- 0	0- 0	0- 0	NEUTRAL	0- 0	0- 0	0- 0				

RPI 1-25				RPI 26-50				RPI 51-100				RPI 101+			
RPI	S	Opponent	Score	RPI	S	Opponent	Score	RPI	S	Opponent	Score	RPI	S	Opponent	Score
14	H	UCF	45 47	27	H	Central Mich.	52 67	77	A	Drexel	56 52	117	A	Providence	48 44
				29	N	Texas	55 56	84	A	Harvard	72 67	147	A	Marist	76 69
				33	N	Missouri	51 65	93	A	Princeton	42 54	176	H	Rider	72 56
				46	A	Bucknell	58 75					181	N	Ball St.	69 66
												213	A	Monmouth	58 46
												213	H	Monmouth	67 38
												238	A	Niagara	96 55
												238	H	Niagara	62 42
												255	H	Richmond	65 48
												278	H	Siena	68 31
												280	A	Canisius	55 42
												280	H	Canisius	68 51
												306	H	Fairfield	81 36
												328	H	Saint Peter's	90 45
												331	A	Iona	76 39
LAST 12 Division I GAMES:															
181	N	Ball St.	69 66	331	A	Iona	76 39								
33	N	Missouri	51 65	278	H	Siena	68 31								
280	H	Canisius	68 51	280	A	Canisius	55 42								
238	H	Niagara	62 42	238	A	Niagara	96 55								
176	H	Rider	72 56	213	H	Monmouth	67 38								
213	A	Monmouth	58 46	147	A	Marist	76 69								

Non-Div I Games:

Quinnipiac

Loss, Non-Conf, S Site, H Home A Away N Neutral

Average RPI Win: 232	WON-LOST	WINNING	LAST 10	STRENGTH OF	OPP. STRENGTH	TEAM	ADJ.	CONF.	ADJ CONF.
Average RPI Loss: 126	RECORD	PCT. RANK	GAMES	SCHEDULE	OF SCHEDULE	RPI	RPI	RPI	RPI
DIV. I ONLY	15- 6	66	1- 0	187	260	94	94	28	28
DIV. I NON-CONF.	5- 5	162	0- 0	107	111	112	112	29	29
TOTALS	RPI 1-25	RPI 26-50	W-L RECORDS	RPI 51-100	RPI 101-150	RPI 150+			
15- 6	0- 1	0- 0	OVERALL	1- 2	3- 1	11- 2			
7- 1	0- 0	0- 0	HOME	0- 0	1- 1	6- 0			
7- 4	0- 1	0- 0	AWAY	1- 1	2- 0	4- 2			
1- 1	0- 0	0- 0	NEUTRAL	0- 1	0- 0	1- 0			
5- 5	0- 1	0- 0	NON-CONFERENCE	1- 2	1- 1	3- 1			
2- 1	0- 0	0- 0	HOME	0- 0	0- 1	2- 0			
2- 3	0- 1	0- 0	AWAY	1- 1	1- 0	0- 1			
1- 1	0- 0	0- 0	NEUTRAL	0- 1	0- 0	1- 0			
10- 1	0- 0	0- 0	CONFERENCE	0- 0	2- 0	8- 1			
5- 0	0- 0	0- 0	HOME	0- 0	1- 0	4- 0			
5- 1	0- 0	0- 0	AWAY	0- 0	1- 0	4- 1			
0- 0	0- 0	0- 0	NEUTRAL	0- 0	0- 0	0- 0			

RPI 1-25				RPI 26-50				RPI 51-100 Team's RPI: 94				RPI 101+			
RPI	S	Opponent	Score	RPI	S	Opponent	Score	RPI	S	Opponent	Score	RPI	S	Opponent	Score
12	A	NC State	58 75					71	A	Virginia Tech	44 55	111	A	VCU	54 49
								96	A	Virginia	57 44	121	H	Morehead St.	72 79
								97	N	Nebraska	39 77	132	A	High Point	84 79
												132	H	High Point	80 58
												170	N	Temple	56 50
												191	A	Hampton	54 68
												194	H	UNC Asheville	60 46
												242	A	Campbell	56 52
												244	H	ETSU	79 64
												259	H	Winthrop	70 49
												260	H	Gardner-Webb	79 69
												265	A	Mt. St. Mary's	77 89
												305	H	South Carolina St.	61 31
												316	A	Charleston So.	67 41
												335	H	Presbyterian	59 49
												340	A	USC Upstate	82 41
												341	A	Longwood	68 34
LAST 12 Division I GAMES:															
132	A	High Point	84 79	316	A	Charleston So.	67 41								
260	H	Gardner-Webb	79 69	259	H	Winthrop	70 49								
340	A	USC Upstate	82 41	191	A	Hampton	54 68								
242	A	Campbell	56 52	132	H	High Point	80 58								
335	H	Presbyterian	59 49	194	H	UNC Asheville	60 46								
341	A	Longwood	68 34	265	A	Mt. St. Mary's	77 89								

Non-Div I Games: Shepherd 60 46

Radford

■ Loss,
 ■ Non-Conf, S Site,
 ■ Home
 ■ Away
 N Neutral

Rhode Island

Through Games Of Feb. 11, 2019

Average RPI Win:	216	WON-LOST	WINNING	LAST 10	STRENGTH OF	OPP. STRENGTH	TEAM	ADJ.	CONF.	ADJ CONF.
Average RPI Loss:	144	RECORD	PCT. RANK	GAMES	SCHEDULE	OF SCHEDULE	RPI	RPI	RPI	RPI
DIV. I ONLY	7- 16	274	1- 0	138	178	228	228	17	17	
DIV. I NON-CONF.	5- 7	206	1- 0	65	187	154	154	16	16	
TOTALS	RPI 1-25	RPI 26-50	W-L RECORDS	RPI 51-100	RPI 101-150	RPI 150+				
7- 16	0- 0	0- 1	OVERALL	0- 2	1- 7	6- 6				
3- 8	0- 0	0- 0	HOME	0- 1	1- 5	2- 2				
4- 8	0- 0	0- 1	AWAY	0- 1	0- 2	4- 4				
0- 0	0- 0	0- 0	NEUTRAL	0- 0	0- 0	0- 0				
5- 7	0- 0	0- 1	NON-CONFERENCE	0- 2	1- 3	4- 1				
3- 3	0- 0	0- 0	HOME	0- 1	1- 2	2- 0				
2- 4	0- 0	0- 1	AWAY	0- 1	0- 1	2- 1				
0- 0	0- 0	0- 0	NEUTRAL	0- 0	0- 0	0- 0				
2- 9	0- 0	0- 0	CONFERENCE	0- 0	0- 4	2- 5				
0- 5	0- 0	0- 0	HOME	0- 0	0- 3	0- 2				
2- 4	0- 0	0- 0	AWAY	0- 0	0- 1	2- 3				
0- 0	0- 0	0- 0	NEUTRAL	0- 0	0- 0	0- 0				

RPI 1-25			RPI 26-50			RPI 51-100			RPI 101+			Team's RPI: 228
RPI	S	Opponent	Score	RPI	S	Opponent	Score	RPI	S	Opponent	Score	
				26	A	Kentucky	52 75	58	A	Clemson	67 80	105 H Boston College 64 88
								84	H	Harvard	47 80	107 H Hartford 51 65
												111 A VCU 39 74
												112 A Minnesota 71 91
												114 H Dayton 62 74
												117 H Providence 72 65
												129 H Fordham 38 56
												148 H Davidson 67 77
												195 A Saint Louis 68 56
												197 A Massachusetts 34 56
												206 A George Mason 69 75
												207 H George Washington 59 64
												208 A Holy Cross 65 73
												211 H St. Bonaventure 68 84
												217 A Robert Morris 46 41
												225 H North Dakota 77 63
												227 H Brown 72 67
												255 A Richmond 66 60
												276 A Vermont 61 58
												284 A La Salle 71 77
LAST 12 Division I GAMES:												
227	H	Brown	72 67	129	H	Fordham	38 56					
197	A	Massachusetts	34 56	111	A	VCU	39 74					
284	A	La Salle	71 77	195	A	Saint Louis	68 56					
114	H	Dayton	62 74	148	H	Davidson	67 77					
211	H	St. Bonaventure	68 84	207	H	George Washington	59 64					
206	A	George Mason	69 75	255	A	Richmond	66 60					

Non-Div I Games:

Rhode Island

■ Loss,
■ Non-Conf,
■ S Site,
■ H Home
■ A Away
N Neutral

Average RPI Win:	191	WON-LOST	WINNING	LAST 10	STRENGTH OF	OPP. STRENGTH	TEAM	ADJ.	CONF.	ADJ CONF.
Average RPI Loss:	27	RECORD	PCT. RANK	GAMES	SCHEDULE	OF SCHEDULE	RPI	RPI	RPI	RPI
DIV. I ONLY	20- 3	12	1- 0	147	122	31	31	14	14	
DIV. I NON-CONF.	9- 3	61	0- 0	230	85	77	77	19	19	
TOTALS	RPI 1-25	RPI 26-50	W-L RECORDS	RPI 51-100	RPI 101-150	RPI 150+				
20- 3	0- 2	0- 1	OVERALL	3- 0	2- 0	15- 0				
10- 0	0- 0	0- 0	HOME	1- 0	0- 0	9- 0				
9- 2	0- 1	0- 1	AWAY	2- 0	2- 0	5- 0				
1- 1	0- 1	0- 0	NEUTRAL	0- 0	0- 0	1- 0				
9- 3	0- 2	0- 1	NON-CONFERENCE	1- 0	0- 0	8- 0				
5- 0	0- 0	0- 0	HOME	0- 0	0- 0	5- 0				
3- 2	0- 1	0- 1	AWAY	1- 0	0- 0	2- 0				
1- 1	0- 1	0- 0	NEUTRAL	0- 0	0- 0	1- 0				
11- 0	0- 0	0- 0	CONFERENCE	2- 0	2- 0	7- 0				
5- 0	0- 0	0- 0	HOME	1- 0	0- 0	4- 0				
6- 0	0- 0	0- 0	AWAY	1- 0	2- 0	3- 0				
0- 0	0- 0	0- 0	NEUTRAL	0- 0	0- 0	0- 0				

RPI 1-25				RPI 26-50				Team's RPI: 31		RPI 51-100				RPI 101+					
RPI	S	Opponent	Score	RPI	S	Opponent	Score			RPI	S	Opponent	Score	RPI	S	Opponent	Score		
21	A	Texas A&M	54 65	37	A	UCLA	50 59			56	A	Middle Tenn.	60 47	125	A	UAB	55 43		
24	N	North Carolina	50 71							60	A	Little Rock	79 65	128	A	Western Ky.	68 46		
										69	H	Old Dominion	48 42	153	H	Charlotte	61 51		
														154	A	Louisiana Tech	61 51		
														155	H	Georgia St.	66 49		
														172	H	North Texas	64 52		
														186	N	Coastal Caro.	56 52		
														192	A	Southern Miss.	58 47		
														199	A	Prairie View	68 58		
														205	H	SMU	66 52		
														209	H	Texas Southern	76 71		
														226	A	Marshall	79 67		
														264	H	UTEP	76 42		
														297	H	UTSA	85 54		
														318	H	New Orleans	67 56		
														319	A	Incarnate Word	74 63		
														330	H	McNeese	93 65		
LAST 12 Division I GAMES:																			
226	A	Marshall	79 67	172	H	North Texas	64 52	264	H	UTEP	76 42	297	H	UTSA	85 54				
128	A	Western Ky.	68 46	264	H	UTEP	76 42	154	A	Louisiana Tech	61 51	192	A	Southern Miss.	58 47	319	A	Incarnate Word	74 63
69	H	Old Dominion	48 42	154	A	Louisiana Tech	61 51	192	A	Southern Miss.	58 47	319	A	Incarnate Word	74 63				
153	H	Charlotte	61 51	125	A	UAB	55 43	56	A	Middle Tenn.	60 47								

Non-Div I Games:

Rice

■ Loss,
 ■ Non-Conf, S Site,
 ■ Home
 ■ Away
 N Neutral

Average RPI Win: 243	WON-LOST	WINNING	LAST 10	STRENGTH OF	OPP. STRENGTH	TEAM	ADJ.	CONF.	ADJ CONF.
Average RPI Loss: 131	RECORD	PCT. RANK	GAMES	SCHEDULE	OF SCHEDULE	RPI	RPI	RPI	RPI
DIV. I ONLY	6- 17	296	0- 1	114	161	255	255	17	17
DIV. I NON-CONF.	3- 10	278	0- 0	112	128	268	268	16	16
TOTALS	RPI 1-25	RPI 26-50	W-L RECORDS	RPI 51-100	RPI 101-150	RPI 150+			
6- 17	0- 1	0- 1	OVERALL	0- 4	0- 7	6- 4			
5- 6	0- 0	0- 1	HOME	0- 2	0- 1	5- 2			
1- 10	0- 1	0- 0	AWAY	0- 1	0- 6	1- 2			
0- 1	0- 0	0- 0	NEUTRAL	0- 1	0- 0	0- 0			
3- 10	0- 1	0- 1	NON-CONFERENCE	0- 4	0- 1	3- 3			
3- 4	0- 0	0- 1	HOME	0- 2	0- 0	3- 1			
0- 5	0- 1	0- 0	AWAY	0- 1	0- 1	0- 2			
0- 1	0- 0	0- 0	NEUTRAL	0- 1	0- 0	0- 0			
3- 7	0- 0	0- 0	CONFERENCE	0- 0	0- 6	3- 1			
2- 2	0- 0	0- 0	HOME	0- 0	0- 1	2- 1			
1- 5	0- 0	0- 0	AWAY	0- 0	0- 5	1- 0			
0- 0	0- 0	0- 0	NEUTRAL	0- 0	0- 0	0- 0			

RPI 1-25				RPI 26-50				RPI 51-100				RPI 101+ Team's RPI: 255			
RPI	S	Opponent	Score	RPI	S	Opponent	Score	RPI	S	Opponent	Score	RPI	S	Opponent	Score
14	A	UCF	48 70	32	H	Ohio	58 109	66	A	Quinnipiac	48 65	111	A	VCU	37 58
								71	N	Virginia Tech	57 85	111	H	VCU	43 68
								77	H	Drexel	35 58	114	A	Dayton	50 71
								92	H	Georgetown	53 73	119	A	Wake Forest	48 62
												129	A	Fordham	48 60
												148	A	Davidson	55 78
												150	A	Duquesne	54 80
												163	A	William & Mary	55 65
												178	H	UMES	57 55
												197	H	Massachusetts	62 58
												228	H	Rhode Island	60 66
												229	H	Howard	67 60
												253	H	Saint Joseph's	46 45
												284	A	La Salle	74 60
												294	A	Fla. Atlantic	55 69
												306	H	Fairfield	40 58
												314	H	UNC Greensboro	59 48
LAST 12 Division I GAMES:															
111	A	VCU	37 58	148	A	Davidson	55 78								
114	A	Dayton	50 71	111	H	VCU	43 68								
197	H	Massachusetts	62 58	129	A	Fordham	48 60								
284	A	La Salle	74 60	228	H	Rhode Island	60 66								
253	H	Saint Joseph's	46 45	314	H	UNC Greensboro	59 48								
150	A	Duquesne	54 80	77	H	Drexel	35 58								

Non-Div I Games:

Richmond

 Loss,
 Non-Conf,
 S Site,
 H Home
 A Away
N Neutral

Average RPI Win: 259		WON-LOST	WINNING	LAST 10	STRENGTH OF	OPP. STRENGTH	TEAM	ADJ.	CONF.	ADJ CONF.
Average RPI Loss: 152		RECORD	PCT. RANK	GAMES	SCHEDULE	OF SCHEDULE	RPI	RPI	RPI	RPI
DIV. I ONLY		13- 9	123	0- 1	256	246	176	176	26	26
DIV. I NON-CONF.		4- 7	228	0- 1	260	193	262	262	28	28
TOTALS		RPI 1-25	RPI 26-50	W-L RECORDS		RPI 51-100	RPI 101-150	RPI 150+		
13- 9	0- 0		0- 1	OVERALL		0- 3	2- 1	11- 4		
6- 4	0- 0		0- 0	HOME		0- 2	1- 0	5- 2		
7- 4	0- 0		0- 1	AWAY		0- 1	1- 0	6- 2		
0- 1	0- 0		0- 0	NEUTRAL		0- 0	0- 1	0- 0		
4- 7	0- 0		0- 1	NON-CONFERENCE		0- 2	0- 1	4- 3		
2- 3	0- 0		0- 0	HOME		0- 2	0- 0	2- 1		
2- 3	0- 0		0- 1	AWAY		0- 0	0- 0	2- 2		
0- 1	0- 0		0- 0	NEUTRAL		0- 0	0- 1	0- 0		
9- 2	0- 0		0- 0	CONFERENCE		0- 1	2- 0	7- 1		
4- 1	0- 0		0- 0	HOME		0- 0	1- 0	3- 1		
5- 1	0- 0		0- 0	AWAY		0- 1	1- 0	4- 0		
0- 0	0- 0		0- 0	NEUTRAL		0- 0	0- 0	0- 0		

RPI 1-25				RPI 26-50				RPI 51-100				RPI 101+				Team's RPI: 176	
RPI	S	Opponent	Score	RPI	S	Opponent	Score	RPI	S	Opponent	Score	RPI	S	Opponent	Score		
				46	A	Bucknell	59 80	66	A	Quinnipiac	56 72	105	N	Boston College	61 112		
								92	H	Georgetown	49 79	147	A	Marist	68 58		
								93	H	Princeton	65 89	147	H	Marist	70 64		
												203	H	Navy	60 66		
												208	A	Holy Cross	61 71		
												213	A	Monmouth	55 43		
												213	H	Monmouth	65 50		
												253	A	Saint Joseph's	56 54		
												265	A	Binghamton	62 57		
												265	H	Mt. St. Mary's	85 67		
												276	A	Vermont	49 54		
												278	A	Siena	55 52		
												280	H	Canisius	49 62		
												304	A	Manhattan	73 63		
												306	H	Fairfield	62 59		
												320	H	NJIT	67 46		
												328	H	Saint Peter's	60 38		
												331	A	Iona	66 58		
LAST 12 Division I GAMES:																	
				105	N	Boston College	61 112	304	A	Manhattan	73 63						
				147	H	Marist	70 64	328	H	Saint Peter's	60 38						
				213	H	Monmouth	65 50	331	A	Iona	66 58						
				66	A	Quinnipiac	56 72	278	A	Siena	55 52						
				147	A	Marist	68 58	213	A	Monmouth	55 43						
				280	H	Canisius	49 62	306	H	Fairfield	62 59						

Non-Div I Games:

Rider

Loss, Non-Conf, S Site, H Home A Away N Neutral

RPI 1-25				RPI 26-50				RPI 51-100				RPI 101+ Team's RPI: 217			
RPI	S	Opponent	Score	RPI	S	Opponent	Score	RPI	S	Opponent	Score	RPI	S	Opponent	Score
11	A	Iowa	63 92	35	H	James Madison	36 59	85	H	Kent St.	46 54	126	A	Youngstown St.	59 69
								99	A	Loyola Marymount	53 61	205	N	SMU	55 60
												224	H	Sacred Heart	64 46
												228	H	Rhode Island	41 46
												231	A	Bowling Green	60 61
												261	A	St. Francis Brooklyn	75 56
												265	H	Mt. St. Mary's	70 58
												284	H	La Salle	67 39
												299	A	Central Conn. St.	64 57
												299	H	Central Conn. St.	60 40
												307	A	Bryant	60 57
												307	H	Bryant	59 56
												309	H	Wagner	69 46
												344	A	Fairleigh Dickinson	63 43
												344	H	Fairleigh Dickinson	71 49
												346	H	Delaware St.	64 63
												351	A	LIU Brooklyn	89 37
LAST 12 Division I GAMES:															
				99	A	Loyola Marymount	53 61	299	A	Central Conn. St.	64 57				
				299	H	Central Conn. St.	60 40	307	A	Bryant	60 57				
				307	H	Bryant	59 56	351	A	LIU Brooklyn	89 37				
				344	A	Fairleigh Dickinson	63 43	261	A	St. Francis Brooklyn	75 56				
				224	H	Sacred Heart	64 46	344	H	Fairleigh Dickinson	71 49				
				309	H	Wagner	69 46	265	H	Mt. St. Mary's	70 58				

Robert Morris

Page 240

Average RPI Win:	135	WON-LOST	WINNING	LAST 10	STRENGTH OF	OPP. STRENGTH	TEAM	ADJ.	CONF.	ADJ CONF.
Average RPI Loss:	41	RECORD	PCT. RANK	GAMES	SCHEDULE	OF SCHEDULE	RPI	RPI	RPI	RPI
DIV. I ONLY	17- 6	51	1- 0	21	57	19	19	4	4	
DIV. I NON-CONF.	8- 3	72	1- 1	64	116	47	47	6	6	
TOTALS	RPI 1-25	RPI 26-50	W-L RECORDS	RPI 51-100	RPI 101-150	RPI 150+				
17- 6	2- 4	1- 0	OVERALL	5- 1	2- 1	7- 0				
11- 1	1- 1	1- 0	HOME	3- 0	1- 0	5- 0				
5- 3	1- 1	0- 0	AWAY	2- 1	1- 1	1- 0				
1- 2	0- 2	0- 0	NEUTRAL	0- 0	0- 0	1- 0				
8- 3	0- 2	0- 0	NON-CONFERENCE	2- 1	0- 0	6- 0				
6- 0	0- 0	0- 0	HOME	1- 0	0- 0	5- 0				
1- 1	0- 0	0- 0	AWAY	1- 1	0- 0	0- 0				
1- 2	0- 2	0- 0	NEUTRAL	0- 0	0- 0	1- 0				
9- 3	2- 2	1- 0	CONFERENCE	3- 0	2- 1	1- 0				
5- 1	1- 1	1- 0	HOME	2- 0	1- 0	0- 0				
4- 2	1- 1	0- 0	AWAY	1- 0	1- 1	1- 0				
0- 0	0- 0	0- 0	NEUTRAL	0- 0	0- 0	0- 0				

RPI	S	Opponent	Score	RPI	S	Opponent	Score	RPI	S	Opponent	Score	RPI	S	Opponent	Score
11	A	Iowa	66 72	40	H	Indiana	69 64	52	H	Purdue	65 63	112	A	Minnesota	46 60
13	N	Gonzaga	40 57					55	H	LSU	57 43	133	A	Penn St.	69 61
17	A	Maryland	73 65					71	A	Virginia Tech	51 67	133	H	Penn St.	74 61
17	H	Maryland	48 62					84	A	Harvard	60 49	159	H	Stony Brook	61 47
20	H	Michigan St.	76 62					90	H	Northwestern	45 41	187	A	Illinois	71 60
22	N	Drake	59 69					97	A	Nebraska	62 56	220	H	Saint Francis (PA)	96 52
												227	H	Brown	73 52
												240	H	Albany (NY)	65 39
												244	N	ETSU	68 44
												299	H	Central Conn. St.	73 44
LAST 12 Division I GAMES:															
244	N	ETSU	68 44	11	A	Iowa	66 72								
13	N	Gonzaga	40 57	20	H	Michigan St.	76 62								
17	H	Maryland	48 62	52	H	Purdue	65 63								
112	A	Minnesota	46 60	97	A	Nebraska	62 56								
40	H	Indiana	69 64	187	A	Illinois	71 60								
133	A	Penn St.	69 61	133	H	Penn St.	74 61								

Non-Div I Games:

Rutgers

■ Loss,
■ Non-Conf, S Site,
■ Home
■ Away
N Neutral

Average RPI Win:	220	WON-LOST	WINNING	LAST 10	STRENGTH OF	OPP. STRENGTH	TEAM	ADJ.	CONF.	ADJ CONF.
Average RPI Loss:	69	RECORD	PCT. RANK	GAMES	SCHEDULE	OF SCHEDULE	RPI	RPI	RPI	RPI
DIV. I ONLY	16- 3	17	0- 1	194	252	53	53	25	25	
DIV. I NON-CONF.	6- 3	91	0- 1	51	145	48	48	23	23	
TOTALS	RPI 1-25	RPI 26-50	W-L RECORDS	RPI 51-100	RPI 101-150	RPI 150+				
16- 3	0- 1	0- 1	OVERALL	2- 0	2- 1	12- 0				
10- 0	0- 0	0- 0	HOME	2- 0	2- 0	6- 0				
5- 3	0- 1	0- 1	AWAY	0- 0	0- 1	5- 0				
1- 0	0- 0	0- 0	NEUTRAL	0- 0	0- 0	1- 0				
6- 3	0- 1	0- 1	NON-CONFERENCE	1- 0	2- 1	3- 0				
5- 0	0- 0	0- 0	HOME	1- 0	2- 0	2- 0				
0- 3	0- 1	0- 1	AWAY	0- 0	0- 1	0- 0				
1- 0	0- 0	0- 0	NEUTRAL	0- 0	0- 0	1- 0				
10- 0	0- 0	0- 0	CONFERENCE	1- 0	0- 0	9- 0				
5- 0	0- 0	0- 0	HOME	1- 0	0- 0	4- 0				
5- 0	0- 0	0- 0	AWAY	0- 0	0- 0	5- 0				
0- 0	0- 0	0- 0	NEUTRAL	0- 0	0- 0	0- 0				

RPI S	Opponent	Score	RPI S	Opponent	Score	RPI S	Opponent	Score	Team's RPI: 53	RPI S	Opponent	Score
23	A Miami (FL)	60 81	48	A New Mexico	33 74	59	H Lamar University	70 58		137	A Texas Tech	69 77
						73	H Yale	67 57		138	H Montana St.	60 53
										149	H Tulsa	76 34
										167	A Abilene Christian	71 55
										179	H Nicholls St.	70 62
										188	A Sam Houston St.	78 68
										191	N Hampton	70 68
										209	H Texas Southern	74 55
										275	A Southeastern La.	62 51
										289	A Central Ark.	59 53
										295	H Morgan St.	69 42
										318	H New Orleans	97 38
										319	A Incarnate Word	66 56
										332	H Houston Baptist	65 53
										333	H Northwestern St.	84 56
LAST 12 Division I GAMES:												
48	A New Mexico	33 74	167	A Abilene Christian	71 55							
73	H Yale	67 57	319	A Incarnate Word	66 56							
59	H Lamar University	70 58	318	H New Orleans	97 38							
332	H Houston Baptist	65 53	333	H Northwestern St.	84 56							
188	A Sam Houston St.	78 68	179	H Nicholls St.	70 62							
289	A Central Ark.	59 53	275	A Southeastern La.	62 51							

Non-Div I Games: Wiley 97 38 Cameron 86 59 Our Lady of the Lak93 77

SFA

Loss, Non-Conf, S Site, H Home A Away N Neutral

SIUE										
Average RPI Win:	286	WON-LOST	WINNING	LAST 10	STRENGTH OF	OPP. STRENGTH	TEAM	ADJ.	CONF.	ADJ CONF.
Average RPI Loss:	182	RECORD	PCT. RANK	GAMES	SCHEDULE	OF SCHEDULE	RPI	RPI	RPI	RPI
DIV. I ONLY	9- 13	230	0- 1	315	289	256	256	22	22	
DIV. I NON-CONF.	4- 6	212	0- 0	315	262	241	241	21	21	

TOTALS	RPI 1-25	RPI 26-50	W-L RECORDS	RPI 51-100	RPI 101-150	RPI 150+				
9- 13	0- 0	0- 1	OVERALL	0- 1	0- 3	9- 8				
4- 2	0- 0	0- 0	HOME	0- 0	0- 1	4- 1				
5- 10	0- 0	0- 1	AWAY	0- 0	0- 2	5- 7				
0- 1	0- 0	0- 0	NEUTRAL	0- 1	0- 0	0- 0				
4- 6	0- 0	0- 1	NON-CONFERENCE	0- 1	0- 0	4- 4				
1- 0	0- 0	0- 0	HOME	0- 0	0- 0	1- 0				
3- 5	0- 0	0- 1	AWAY	0- 0	0- 0	3- 4				
0- 1	0- 0	0- 0	NEUTRAL	0- 1	0- 0	0- 0				
5- 7	0- 0	0- 0	CONFERENCE	0- 0	0- 3	5- 4				
3- 2	0- 0	0- 0	HOME	0- 0	0- 1	3- 1				
2- 5	0- 0	0- 0	AWAY	0- 0	0- 2	2- 3				
0- 0	0- 0	0- 0	NEUTRAL	0- 0	0- 0	0- 0				

RPI 1-25			RPI 26-50			RPI 51-100			RPI 101+ Team's RPI: 256		
RPI	S	Opponent	Score	RPI	S	Opponent	Score	RPI	S	Opponent	Score
				33	A	Missouri	36 59	63	N	Missouri St.	65 68
								121	H	Morehead St.	67 73
								130	A	Tennessee Tech	55 79
								134	A	UT Martin	55 68
								187	A	Illinois	57 74
								190	H	Illinois St.	68 61
								195	A	Saint Louis	56 63
								201	A	Jacksonville St.	51 47
								222	A	Southeast Mo. St.	58 63
								222	H	Southeast Mo. St.	52 62
								237	A	UMKC	75 80
								250	A	Loyola Chicago	43 56
								271	A	Eastern Ill.	65 56
								281	A	Murray St.	75 81
								281	H	Murray St.	71 54
								287	A	Austin Peay	65 77
								287	H	Austin Peay	69 68
								327	H	Eastern Ky.	74 55
								334	A	Purdue Fort Wayne	57 49
								336	A	Evansville	54 45
								348	A	Chicago St.	82 66
LAST 12 Division I GAMES:											
281	A	Murray St.	75 81	281	H	Murray St.	71 54				
287	A	Austin Peay	65 77	287	H	Austin Peay	69 68				
327	H	Eastern Ky.	74 55	201	A	Jacksonville St.	51 47				
121	H	Morehead St.	67 73	130	A	Tennessee Tech	55 79				
134	A	UT Martin	55 68	271	A	Eastern Ill.	65 56				
222	A	Southeast Mo. St.	58 63	222	H	Southeast Mo. St.	52 62				

Non-Div I Games: McKendree 64 63

SIUE

■ Loss,
 ■ Non-Conf,
 ■ S Site,
 ■ Home
 ■ A Away
 N Neutral

SMU				STRENGTH OF SCHEDULE	OPP. STRENGTH OF SCHEDULE	TEAM RPI	ADJ. RPI	CONF. RPI	ADJ CONF. RPI
Average RPI Win:	237	WON-LOST RECORD	WINNING PCT. RANK						
Average RPI Loss:	96		LAST 10 GAMES						
DIV. I ONLY	8- 15	253	1- 0	81	130	205	205	9	9
DIV. I NON-CONF.	6- 7	172	1- 0	184	252	227	227	9	9

TOTALS	RPI 1-25	RPI 26-50	W-L RECORDS	RPI 51-100	RPI 101-150	RPI 150+			
8- 15	0- 3	0- 2	OVERALL	0- 3	1- 5	7- 2			
6- 7	0- 1	0- 0	HOME	0- 1	1- 3	5- 2			
0- 8	0- 2	0- 2	AWAY	0- 2	0- 2	0- 0			
2- 0	0- 0	0- 0	NEUTRAL	0- 0	0- 0	2- 0			
6- 7	0- 0	0- 2	NON-CONFERENCE	0- 2	0- 1	6- 2			
4- 4	0- 0	0- 0	HOME	0- 1	0- 1	4- 2			
0- 3	0- 0	0- 2	AWAY	0- 1	0- 0	0- 0			
2- 0	0- 0	0- 0	NEUTRAL	0- 0	0- 0	2- 0			
2- 8	0- 3	0- 0	CONFERENCE	0- 1	1- 4	1- 0			
2- 3	0- 1	0- 0	HOME	0- 0	1- 2	1- 0			
0- 5	0- 2	0- 0	AWAY	0- 1	0- 2	0- 0			
0- 0	0- 0	0- 0	NEUTRAL	0- 0	0- 0	0- 0			

RPI 1-25				RPI 26-50				RPI 51-100				RPI 101+ Team's RPI: 205			
RPI	S	Opponent	Score	RPI	S	Opponent	Score	RPI	S	Opponent	Score	RPI	S	Opponent	Score
6	A	UConn	39 79	31	A	Rice	52 66	86	A	Cincinnati	57 69	101	A	Houston	68 69
14	A	UCF	43 55	43	A	TCU	63 65	88	H	UT Arlington	41 66	101	H	Houston	61 72
14	H	UCF	54 66					100	A	Northern Colo.	57 58	131	H	Alabama	61 62
												144	H	Tulane	43 61
												146	H	South Fla.	46 44
												149	A	Tulsa	35 49
												162	H	Oklahoma	61 77
												172	H	North Texas	73 66
												217	N	Robert Morris	60 55
												235	N	Northern Ariz.	55 48
												246	H	Wichita St.	78 50
												273	H	CSU Bakersfield	49 43
												275	H	Southeastern La.	62 63
												296	H	La.-Monroe	49 38
												310	H	Mississippi Val.	62 47
LAST 12 Division I GAMES:															
235	N	Northern Ariz.	55 48	14	A	UCF	43 55								
14	H	UCF	54 66	246	H	Wichita St.	78 50								
149	A	Tulsa	35 49	144	H	Tulane	43 61								
101	A	Houston	68 69	101	H	Houston	61 72								
146	H	South Fla.	46 44	86	A	Cincinnati	57 69								
6	A	UConn	39 79	88	H	UT Arlington	41 66								

Non-Div I Games:

SMU

Sacramento St.

Through Games Of Feb. 11, 2019

Average RPI Win:	244	WON-LOST	WINNING	LAST 10	STRENGTH OF	OPP. STRENGTH	TEAM	ADJ.	CONF.	ADJ CONF.
Average RPI Loss:	120	RECORD	PCT. RANK	GAMES	SCHEDULE	OF SCHEDULE	RPI	RPI	RPI	RPI
DIV. I ONLY	7- 12	243	1- 0	148	201	233	233	16	16	
DIV. I NON-CONF.	3- 4	199	1- 0	131	267	209	209	12	12	
TOTALS	RPI 1-25	RPI 26-50	W-L RECORDS	RPI 51-100	RPI 101-150	RPI 150+				
7- 12	0- 0	0- 1	OVERALL	0- 4	0- 5	7- 2				
4- 6	0- 0	0- 0	HOME	0- 2	0- 2	4- 2				
1- 5	0- 0	0- 1	AWAY	0- 2	0- 2	1- 0				
2- 1	0- 0	0- 0	NEUTRAL	0- 0	0- 1	2- 0				
3- 4	0- 0	0- 1	NON-CONFERENCE	0- 1	0- 1	3- 1				
1- 2	0- 0	0- 0	HOME	0- 1	0- 0	1- 1				
0- 1	0- 0	0- 1	AWAY	0- 0	0- 0	0- 0				
2- 1	0- 0	0- 0	NEUTRAL	0- 0	0- 1	2- 0				
4- 8	0- 0	0- 0	CONFERENCE	0- 3	0- 4	4- 1				
3- 4	0- 0	0- 0	HOME	0- 1	0- 2	3- 1				
1- 4	0- 0	0- 0	AWAY	0- 2	0- 2	1- 0				
0- 0	0- 0	0- 0	NEUTRAL	0- 0	0- 0	0- 0				

RPI S	Opponent	Score	RPI S	Opponent	Score	RPI S	Opponent	Score	RPI S	Opponent	Score	Team's RPI: 233
48	A New Mexico	53 85	89	A Idaho	66 104	103	A Idaho St.	43 73	103	H Idaho St.	42 56	
			91	H UC Davis	60 109	103	H Idaho St.	42 56	124	N Pepperdine	97 113	
			100	A Northern Colo.	69 82	138	H Montana St.	53 69	139	A Portland St.	58 74	
			100	H Northern Colo.	61 71	163	H Montana	86 88	187	N Illinois	109 107	
						191	N Hampton	65 61	198	A Eastern Wash.	73 70	
						235	H Northern Ariz.	65 61	241	H San Francisco	75 86	
						272	H Southern Utah	77 76	313	H Cal Poly	88 85	
						315	H Weber St.	77 62	315	H Weber St.	77 62	
LAST 12 Division I GAMES:												
191	N Hampton	65 61	89	A Idaho	66 104	272	H Southern Utah	77 76	103	A Idaho St.	43 73	
100	H Northern Colo.	61 71	235	H Northern Ariz.	65 61	138	H Montana St.	53 69	163	H Montana	86 88	
139	A Portland St.	58 74	103	A Idaho St.	43 73	191	N Hampton	65 61	241	H San Francisco	75 86	
315	H Weber St.	77 62	138	H Montana St.	53 69	272	H Southern Utah	77 76	313	H Cal Poly	88 85	
103	H Idaho St.	42 56	163	H Montana	86 88	315	H Weber St.	77 62				
198	A Eastern Wash.	73 70										

Non-Div I Games: Antelope Valley 86 80

Sacramento St.

■ Loss,
 ■ Non-Conf,
 ■ S Site,
 ■ Home
 ■ A Away
 N Neutral

Sacred Heart

Through Games Of Feb. 11, 2019

Average RPI Win:	299	WON-LOST	WINNING	LAST 10	STRENGTH OF	OPP. STRENGTH	TEAM	ADJ.	CONF.	ADJ CONF.
Average RPI Loss:	181	RECORD	PCT. RANK	GAMES	SCHEDULE	OF SCHEDULE	RPI	RPI	RPI	RPI
DIV. I ONLY	12- 10	146	1- 0	295	339	224	224	31	31	
DIV. I NON-CONF.	4- 7	228	0- 0	216	273	226	226	31	31	
TOTALS	RPI 1-25	RPI 26-50	W-L RECORDS	RPI 51-100	RPI 101-150	RPI 150+				
12- 10	0- 0	0- 1	OVERALL	0- 0	0- 1	12- 8				
7- 4	0- 0	0- 0	HOME	0- 0	0- 0	7- 4				
5- 6	0- 0	0- 1	AWAY	0- 0	0- 1	5- 4				
0- 0	0- 0	0- 0	NEUTRAL	0- 0	0- 0	0- 0				
4- 7	0- 0	0- 1	NON-CONFERENCE	0- 0	0- 1	4- 5				
1- 3	0- 0	0- 0	HOME	0- 0	0- 0	1- 3				
3- 4	0- 0	0- 1	AWAY	0- 0	0- 1	3- 2				
0- 0	0- 0	0- 0	NEUTRAL	0- 0	0- 0	0- 0				
8- 3	0- 0	0- 0	CONFERENCE	0- 0	0- 0	8- 3				
6- 1	0- 0	0- 0	HOME	0- 0	0- 0	6- 1				
2- 2	0- 0	0- 0	AWAY	0- 0	0- 0	2- 2				
0- 0	0- 0	0- 0	NEUTRAL	0- 0	0- 0	0- 0				

RPI 1-25			RPI 26-50			RPI 51-100			RPI 101+			Team's RPI: 224
RPI	S	Opponent	Score	RPI	S	Opponent	Score	RPI	S	Opponent	Score	
				26	A	Kentucky	43 71					
								117	A	Providence	52 62	
								151	A	Lehigh	66 70	
								159	H	Stony Brook	58 73	
								197	A	Massachusetts	61 78	
								213	H	Monmouth	50 55	
								217	A	Robert Morris	46 64	
								220	A	Saint Francis (PA)	68 85	
								253	H	Saint Joseph's	44 61	
								254	A	Hofstra	70 64	
								261	A	St. Francis Brooklyn	68 66	
								261	H	St. Francis Brooklyn	53 56	
								265	H	Mt. St. Mary's	76 41	
								278	H	Siena	72 50	
								299	H	Central Conn. St.	66 61	
								304	A	Manhattan	74 46	
								307	H	Bryant	49 48	
								309	A	Wagner	80 68	
								309	H	Wagner	72 64	
								312	A	New Hampshire	71 60	
								344	H	Fairleigh Dickinson	68 62	
								351	H	LIU Brooklyn	75 53	
LAST 12 Division I GAMES:												
344	H	Fairleigh Dickinson	68 62	261	A	St. Francis Brooklyn	68 66					
265	H	Mt. St. Mary's	76 41	307	H	Bryant	49 48					
261	H	St. Francis Brooklyn	53 56	309	A	Wagner	80 68					
217	A	Robert Morris	46 64	351	H	LIU Brooklyn	75 53					
220	A	Saint Francis (PA)	68 85	299	H	Central Conn. St.	66 61					
309	H	Wagner	72 64	26	A	Kentucky	43 71					

Non-Div I Games:

Sacred Heart

■ Loss,
 ■ Non-Conf,
 ■ S Site,
 ■ Home
 ■ A Away
 N Neutral

Average RPI Win:	283	WON-LOST	WINNING	LAST 10	STRENGTH OF	OPP. STRENGTH	TEAM	ADJ.	CONF.	ADJ CONF.
Average RPI Loss:	152	RECORD	PCT. RANK	GAMES	SCHEDULE	OF SCHEDULE	RPI	RPI	RPI	RPI
DIV. I ONLY	10- 12	196	0- 1	232	279	220	220	31	31	
DIV. I NON-CONF.	2- 9	297	0- 1	42	89	210	210	31	31	
TOTALS	RPI 1-25	RPI 26-50	W-L RECORDS	RPI 51-100	RPI 101-150	RPI 150+				
10- 12	0- 2	0- 0	OVERALL	0- 2	1- 3	9- 5				
7- 2	0- 0	0- 0	HOME	0- 1	1- 1	6- 0				
3- 8	0- 2	0- 0	AWAY	0- 0	0- 2	3- 4				
0- 2	0- 0	0- 0	NEUTRAL	0- 1	0- 0	0- 1				
2- 9	0- 2	0- 0	NON-CONFERENCE	0- 2	1- 3	1- 2				
1- 2	0- 0	0- 0	HOME	0- 1	1- 1	0- 0				
1- 5	0- 2	0- 0	AWAY	0- 0	0- 2	1- 1				
0- 2	0- 0	0- 0	NEUTRAL	0- 1	0- 0	0- 1				
8- 3	0- 0	0- 0	CONFERENCE	0- 0	0- 0	8- 3				
6- 0	0- 0	0- 0	HOME	0- 0	0- 0	6- 0				
2- 3	0- 0	0- 0	AWAY	0- 0	0- 0	2- 3				
0- 0	0- 0	0- 0	NEUTRAL	0- 0	0- 0	0- 0				

RPI 1-25				RPI 26-50				RPI 51-100				RPI 101+ Team's RPI: 220			
RPI	S	Opponent	Score	RPI	S	Opponent	Score	RPI	S	Opponent	Score	RPI	S	Opponent	Score
2	A	Baylor	58 116					65	N	Boise St.	64 78	121	H	Morehead St.	89 83
19	A	Rutgers	52 96					68	H	FGCU	69 83	126	A	Youngstown St.	56 80
												127	A	Pittsburgh	75 78
												150	H	Duquesne	73 93
												163	N	Montana	77 79
												224	H	Sacred Heart	85 68
												232	A	Liberty	53 82
												261	A	St. Francis Brooklyn	65 78
												265	A	Mt. St. Mary's	83 72
												265	H	Mt. St. Mary's	68 66
												299	A	Central Conn. St.	62 73
												299	H	Central Conn. St.	83 68
												307	A	Bryant	63 66
												307	H	Bryant	78 66
												309	H	Wagner	107 70
												341	A	Longwood	91 88
												344	H	Fairleigh Dickinson	75 64
												351	A	LIU Brooklyn	80 66
LAST 12 Division I GAMES:															
163	N	Montana	77 79	307	A	Bryant	63 66								
307	H	Bryant	78 66	299	A	Central Conn. St.	62 73								
299	H	Central Conn. St.	83 68	261	A	St. Francis Brooklyn	65 78								
265	A	Mt. St. Mary's	83 72	351	A	LIU Brooklyn	80 66								
309	H	Wagner	107 70	265	H	Mt. St. Mary's	68 66								
224	H	Sacred Heart	85 68	344	H	Fairleigh Dickinson	75 64								

Non-Div I Games: Seton Hill 86 74

Saint Francis (PA)

■ Loss,
 ■ Non-Conf,
 ■ S Site,
 ■ Home
 ■ A Away
 N Neutral

Saint Joseph's

Through Games Of Feb. 11, 2019

Average RPI Win:	235	WON-LOST	WINNING	LAST 10	STRENGTH OF	OPP. STRENGTH	TEAM	ADJ.	CONF.	ADJ CONF.
Average RPI Loss:	133	RECORD	PCT. RANK	GAMES	SCHEDULE	OF SCHEDULE	RPI	RPI	RPI	RPI
DIV. I ONLY	8- 15	253	1- 0	181	155	253	253	17	17	
DIV. I NON-CONF.	4- 9	252	1- 0	147	174	256	256	16	16	
TOTALS	RPI 1-25	RPI 26-50	W-L RECORDS	RPI 51-100	RPI 101-150	RPI 150+				
8- 15	0- 0	0- 2	OVERALL	0- 2	1- 5	7- 6				
6- 7	0- 0	0- 2	HOME	0- 0	1- 2	5- 3				
2- 8	0- 0	0- 0	AWAY	0- 2	0- 3	2- 3				
0- 0	0- 0	0- 0	NEUTRAL	0- 0	0- 0	0- 0				
4- 9	0- 0	0- 2	NON-CONFERENCE	0- 2	0- 1	4- 4				
3- 5	0- 0	0- 2	HOME	0- 0	0- 1	3- 2				
1- 4	0- 0	0- 0	AWAY	0- 2	0- 0	1- 2				
0- 0	0- 0	0- 0	NEUTRAL	0- 0	0- 0	0- 0				
4- 6	0- 0	0- 0	CONFERENCE	0- 0	1- 4	3- 2				
3- 2	0- 0	0- 0	HOME	0- 0	1- 1	2- 1				
1- 4	0- 0	0- 0	AWAY	0- 0	0- 3	1- 1				
0- 0	0- 0	0- 0	NEUTRAL	0- 0	0- 0	0- 0				

RPI S	Opponent	Score	RPI S	Opponent	Score	RPI S	Opponent	Score	RPI S	Opponent	Score	Team's RPI: 253
41	H Villanova	35 47	72	A Penn	45 65	111	A VCU	40 59				
50	H Auburn	70 81	77	A Drexel	34 51	111	H VCU	47 65				
						114	A Dayton	65 72				
						116	H Towson	52 73				
						148	H Davidson	66 54				
						150	A Duquesne	73 81				
						152	A Delaware	39 48				
						170	H Temple	52 58				
						176	H Rider	54 56				
						195	H Saint Louis	49 62				
						203	A Navy	48 49				
						207	A George Washington	41 38				
						211	H St. Bonaventure	66 41				
						224	A Sacred Heart	61 44				
						238	H Niagara	68 54				
						255	A Richmond	45 46				
						263	H Columbia	68 61				
						284	H La Salle	60 57				
						308	H Loyola Maryland	49 46				
LAST 12 Division I GAMES:												
308	H Loyola Maryland	49 46	284	H La Salle	60 57							
207	A George Washington	41 38	150	A Duquesne	73 81							
148	H Davidson	66 54	211	H St. Bonaventure	66 41							
111	H VCU	47 65	195	H Saint Louis	49 62							
114	A Dayton	65 72	111	A VCU	40 59							
255	A Richmond	45 46	203	A Navy	48 49							

Non-Div I Games:

Saint Joseph's

■ Loss,
 ■ Non-Conf,
 ■ S Site,
 ■ H Home
 ■ A Away
 N Neutral

Saint Louis

Through Games Of Feb. 11, 2019

Average RPI Win:	219	WON-LOST	WINNING	LAST 10	STRENGTH OF	OPP. STRENGTH	TEAM	ADJ.	CONF.	ADJ CONF.
Average RPI Loss:	127	RECORD	PCT. RANK	GAMES	SCHEDULE	OF SCHEDULE	RPI	RPI	RPI	RPI
DIV. I ONLY	11- 13	189	1- 0	204	117	195	195	17	17	
DIV. I NON-CONF.	5- 8	224	1- 0	191	56	213	213	16	16	
TOTALS	RPI 1-25	RPI 26-50	W-L RECORDS	RPI 51-100	RPI 101-150	RPI 150+				
11- 13	0- 1	0- 1	OVERALL	1- 2	1- 5	9- 4				
6- 6	0- 1	0- 1	HOME	0- 1	1- 1	5- 2				
5- 5	0- 0	0- 0	AWAY	1- 0	0- 3	4- 2				
0- 2	0- 0	0- 0	NEUTRAL	0- 1	0- 1	0- 0				
5- 8	0- 1	0- 1	NON-CONFERENCE	1- 2	0- 2	4- 2				
2- 4	0- 1	0- 1	HOME	0- 1	0- 0	2- 1				
3- 2	0- 0	0- 0	AWAY	1- 0	0- 1	2- 1				
0- 2	0- 0	0- 0	NEUTRAL	0- 1	0- 1	0- 0				
6- 5	0- 0	0- 0	CONFERENCE	0- 0	1- 3	5- 2				
4- 2	0- 0	0- 0	HOME	0- 0	1- 1	3- 1				
2- 3	0- 0	0- 0	AWAY	0- 0	0- 2	2- 1				
0- 0	0- 0	0- 0	NEUTRAL	0- 0	0- 0	0- 0				

RPI 1-25				RPI 26-50				RPI 51-100				RPI 101+ Team's RPI: 195			
RPI	S	Opponent	Score	RPI	S	Opponent	Score	RPI	S	Opponent	Score	RPI	S	Opponent	Score
6	H	UConn	42 98	33	H	Missouri	62 74	73	N	Yale	52 58	111	A	VCU	47 57
								86	H	Cincinnati	50 51	114	H	Dayton	68 65
								96	A	Virginia	67 65	129	A	Fordham	51 54
												129	H	Fordham	53 56
												142	N	Chattanooga	61 71
												149	A	Tulsa	75 86
												160	H	Southern Ill.	62 58
												173	H	Indiana St.	56 60
												190	A	Illinois St.	67 72
												197	A	Massachusetts	66 70
												206	H	George Mason	60 53
												207	H	George Washington	60 44
												211	A	St. Bonaventure	62 45
												228	H	Rhode Island	56 68
												253	A	Saint Joseph's	62 49
												256	H	SIUE	63 56
												284	H	La Salle	69 58
												294	A	Fla. Atlantic	93 61
												327	A	Eastern Ky.	70 43
LAST 12 Division I GAMES:															
294	A	Fla. Atlantic	93 61	114	H	Dayton	68 65								
284	H	La Salle	69 58	211	A	St. Bonaventure	62 45								
129	A	Fordham	51 54	228	H	Rhode Island	56 68								
207	H	George Washington	60 44	129	H	Fordham	53 56								
206	H	George Mason	60 53	253	A	Saint Joseph's	62 49								
111	A	VCU	47 57	197	A	Massachusetts	66 70								

Non-Div I Games:

Saint Louis

■ Loss,
 ■ Non-Conf,
 ■ S Site,
 ■ H Home
 ■ A Away
 N Neutral

Saint Mary's (CA)

Through Games Of Feb. 11, 2019

Average RPI Win: 171		WON-LOST	WINNING	LAST 10	STRENGTH OF	OPP. STRENGTH	TEAM	ADJ.	CONF.	ADJ CONF.
Average RPI Loss: 38		RECORD	PCT. RANK	GAMES	SCHEDULE	OF SCHEDULE	RPI	RPI	RPI	RPI
DIV. I ONLY		16- 8	81	1- 0	56	73	45	45	8	8
DIV. I NON-CONF.		7- 4	108	1- 0	70	34	57	57	7	7
TOTALS		RPI 1-25	RPI 26-50	W-L RECORDS		RPI 51-100	RPI 101-150	RPI 150+		
16- 8	0- 3	2- 3		OVERALL		2- 2	2- 0	10- 0		
6- 4	0- 2	1- 2		HOME		1- 0	1- 0	3- 0		
8- 4	0- 1	1- 1		AWAY		0- 2	1- 0	6- 0		
2- 0	0- 0	0- 0		NEUTRAL		1- 0	0- 0	1- 0		
7- 4	0- 1	1- 2		NON-CONFERENCE		1- 1	1- 0	4- 0		
2- 2	0- 1	1- 1		HOME		0- 0	0- 0	1- 0		
3- 2	0- 0	0- 1		AWAY		0- 1	1- 0	2- 0		
2- 0	0- 0	0- 0		NEUTRAL		1- 0	0- 0	1- 0		
9- 4	0- 2	1- 1		CONFERENCE		1- 1	1- 0	6- 0		
4- 2	0- 1	0- 1		HOME		1- 0	1- 0	2- 0		
5- 2	0- 1	1- 0		AWAY		0- 1	0- 0	4- 0		
0- 0	0- 0	0- 0		NEUTRAL		0- 0	0- 0	0- 0		

RPI 1-25				RPI 26-50				Team's RPI: 45	RPI 51-100				RPI 101+			
RPI	S	Opponent	Score	RPI	S	Opponent	Score		RPI	S	Opponent	Score	RPI	S	Opponent	Score
4	H	Oregon	55 79	30	A	Oregon St.	56 89		69	N	Old Dominion	83 65	122	A	Washington St.	70 64
13	A	Gonzaga	62 74	36	H	California	78 81		81	A	Pacific	67 76	124	H	Pepperdine	79 68
13	H	Gonzaga	52 66	38	A	BYU	78 75		91	A	UC Davis	74 76	161	A	Portland	98 91
				38	H	BYU	73 74		99	H	Loyola Marymount	86 62	161	H	Portland	113 85
				47	H	Wyoming	90 84						180	N	Texas St.	89 62
LAST 12 Division I GAMES:																
				69	N	Old Dominion	83 65		124	H	Pepperdine	79 68				
				257	A	San Diego	80 49		183	A	Santa Clara	83 59				
				38	A	BYU	78 75		241	A	San Francisco	80 65				
				13	H	Gonzaga	52 66		38	H	BYU	73 74				
				161	H	Portland	113 85		257	H	San Diego	74 60				
				99	H	Loyola Marymount	86 62		161	A	Portland	98 91				

Non-Div I Games:

Saint Mary's (CA)

■ Loss,
 ■ Non-Conf,
 ■ S Site,
 ■ H Home
 ■ A Away
 N Neutral

Saint Peter's

Through Games Of Feb. 11, 2019

Average RPI Win:	324	WON-LOST	WINNING	LAST 10	STRENGTH OF	OPP. STRENGTH	TEAM	ADJ.	CONF.	ADJ CONF.
Average RPI Loss:	213	RECORD	PCT. RANK	GAMES	SCHEDULE	OF SCHEDULE	RPI	RPI	RPI	RPI
DIV. I ONLY	6- 16	289	0- 1	321	338	328	328	26	26	
DIV. I NON-CONF.	5- 6	177	0- 0	328	344	292	292	28	28	
TOTALS	RPI 1-25	RPI 26-50	W-L RECORDS	RPI 51-100	RPI 101-150	RPI 150+				
6- 16	0- 0	0- 0	OVERALL	0- 2	0- 3	6- 11				
4- 6	0- 0	0- 0	HOME	0- 0	0- 1	4- 5				
2- 10	0- 0	0- 0	AWAY	0- 2	0- 2	2- 6				
0- 0	0- 0	0- 0	NEUTRAL	0- 0	0- 0	0- 0				
5- 6	0- 0	0- 0	NON-CONFERENCE	0- 1	0- 2	5- 3				
4- 1	0- 0	0- 0	HOME	0- 0	0- 0	4- 1				
1- 5	0- 0	0- 0	AWAY	0- 1	0- 2	1- 2				
0- 0	0- 0	0- 0	NEUTRAL	0- 0	0- 0	0- 0				
1- 10	0- 0	0- 0	CONFERENCE	0- 1	0- 1	1- 8				
0- 5	0- 0	0- 0	HOME	0- 0	0- 1	0- 4				
1- 5	0- 0	0- 0	AWAY	0- 1	0- 0	1- 4				
0- 0	0- 0	0- 0	NEUTRAL	0- 0	0- 0	0- 0				

RPI S	Opponent	Score	RPI S	Opponent	Score	RPI S	Opponent	Score	RPI S	Opponent	Score	Team's RPI: 328
						66	A Quinnipiac	45 90	105	A Boston College	57 89	
						73	A Yale	56 72	120	A Seton Hall	47 90	
									147	H Marist	42 62	
									176	A Rider	38 60	
									238	A Niagara	57 81	
									238	H Niagara	66 75	
									245	H Cal St. Fullerton	45 69	
									261	A St. Francis Brooklyn	70 74	
									278	A Siena	46 50	
									278	H Siena	57 84	
									280	A Canisius	59 78	
									280	H Canisius	62 75	
									304	H Manhattan	44 62	
									306	A Fairfield	68 65	
									309	H Wagner	69 57	
									311	A Lafayette	62 60	
									320	H NJIT	70 57	
									321	A UMass Lowell	57 59	
									344	H Fairleigh Dickinson	75 58	
									351	H LIU Brooklyn	86 59	
LAST 12 Division I GAMES:												
304	H	Manhattan	44	62	306	A	Fairfield	68	65			
280	A	Canisius	59	78	280	H	Canisius	62	75			
238	A	Niagara	57	81	238	H	Niagara	66	75			
278	A	Siena	46	50	66	A	Quinnipiac	45	90			
147	H	Marist	42	62	278	H	Siena	57	84			
176	A	Rider	38	60	344	H	Fairleigh Dickinson	75	58			

Non-Div I Games:

Saint Peter's

■ Loss,
 ■ Non-Conf,
 ■ S Site,
 ■ Home
 ■ A Away
 N Neutral

Average RPI Win:	277	WON-LOST	WINNING	LAST 10	STRENGTH OF	OPP. STRENGTH	TEAM	ADJ.	CONF.	ADJ CONF.
Average RPI Loss:	127	RECORD	PCT. RANK	GAMES	SCHEDULE	OF SCHEDULE	RPI	RPI	RPI	RPI
DIV. I ONLY	9- 9	163	1- 0	233	238	188	188	25	25	
DIV. I NON-CONF.	2- 5	264	0- 0	115	103	178	178	23	23	
TOTALS	RPI 1-25	RPI 26-50	W-L RECORDS	RPI 51-100	RPI 101-150	RPI 150+				
9- 9	0- 0	0- 1	OVERALL	0- 4	0- 0	9- 4				
3- 4	0- 0	0- 0	HOME	0- 2	0- 0	3- 2				
6- 4	0- 0	0- 1	AWAY	0- 1	0- 0	6- 2				
0- 1	0- 0	0- 0	NEUTRAL	0- 1	0- 0	0- 0				
2- 5	0- 0	0- 1	NON-CONFERENCE	0- 2	0- 0	2- 2				
0- 1	0- 0	0- 0	HOME	0- 0	0- 0	0- 1				
2- 3	0- 0	0- 1	AWAY	0- 1	0- 0	2- 1				
0- 1	0- 0	0- 0	NEUTRAL	0- 1	0- 0	0- 0				
7- 4	0- 0	0- 0	CONFERENCE	0- 2	0- 0	7- 2				
3- 3	0- 0	0- 0	HOME	0- 2	0- 0	3- 1				
4- 1	0- 0	0- 0	AWAY	0- 0	0- 0	4- 1				
0- 0	0- 0	0- 0	NEUTRAL	0- 0	0- 0	0- 0				

RPI S	Opponent	Score	RPI S	Opponent	Score	RPI S	Opponent	Score	RPI S	Opponent	Score	Team's RPI: 188
43	A TCU	59 72	53	H SFA	68 78	167	A Abilene Christian	72 63				
			55	A LSU	52 66	167	H Abilene Christian	79 91				
			59	H Lamar University	72 83	175	H Oral Roberts	62 73				
			79	N Troy	79 84	192	A Southern Miss.	65 61				
						246	A Wichita St.	55 63				
						252	A Louisiana	68 62				
						267	A A&M-Corpus Christi	61 76				
						275	H Southeastern La.	94 63				
						289	H Central Ark.	66 62				
						319	A Incarnate Word	76 56				
						330	A McNeese	93 80				
						332	A Houston Baptist	74 63				
						333	H Northwestern St.	66 55				
LAST 12 Division I GAMES:												
167	A	Abilene Christian	72	63	332	A	Houston Baptist	74	63			
330	A	McNeese	93	80	267	A	A&M-Corpus Christi	61	76			
53	H	SFA	68	78	319	A	Incarnate Word	76	56			
275	H	Southeastern La.	94	63	289	H	Central Ark.	66	62			
59	H	Lamar University	72	83	167	H	Abilene Christian	79	91			
333	H	Northwestern St.	66	55	43	A	TCU	59	72			

Non-Div I Games: UNKNOWN 94 46 Wiley 101 63 Jarvis Christian 100 55

Sam Houston St.

Average RPI Win: 267	WON-LOST	WINNING	LAST 10	STRENGTH OF	OPP. STRENGTH	TEAM	ADJ.	CONF.	ADJ CONF.
Average RPI Loss: 168	RECORD	PCT. RANK	GAMES	SCHEDULE	OF SCHEDULE	RPI	RPI	RPI	RPI
DIV. I ONLY	5- 16	307	0- 1	208	244	268	268	27	27
DIV. I NON-CONF.	3- 10	278	0- 0	149	209	223	223	24	24
TOTALS	RPI 1-25	RPI 26-50	W-L RECORDS	RPI 51-100	RPI 101-150	RPI 150+			
5- 16	0- 0	0- 1	OVERALL	0- 1	0- 5	5- 9			
2- 3	0- 0	0- 0	HOME	0- 0	0- 2	2- 1			
3- 13	0- 0	0- 1	AWAY	0- 1	0- 3	3- 8			
0- 0	0- 0	0- 0	NEUTRAL	0- 0	0- 0	0- 0			
3- 10	0- 0	0- 1	NON-CONFERENCE	0- 1	0- 4	3- 4			
1- 1	0- 0	0- 0	HOME	0- 0	0- 1	1- 0			
2- 9	0- 0	0- 1	AWAY	0- 1	0- 3	2- 4			
0- 0	0- 0	0- 0	NEUTRAL	0- 0	0- 0	0- 0			
2- 6	0- 0	0- 0	CONFERENCE	0- 0	0- 1	2- 5			
1- 2	0- 0	0- 0	HOME	0- 0	0- 1	1- 1			
1- 4	0- 0	0- 0	AWAY	0- 0	0- 0	1- 4			
0- 0	0- 0	0- 0	NEUTRAL	0- 0	0- 0	0- 0			

RPI S	Opponent	Score	RPI S	Opponent	Score	RPI S	Opponent	Score	RPI S	Opponent	Score	Team's RPI: 268
50	A Auburn	46 73	79	A Troy	52 72	102	A Oklahoma St.	62 82	125	H UAB	41 66	
						134	A UT Martin	68 89	135	A Colorado	39 81	
						142	H Chattanooga	63 73	157	A Mercer	68 76	
						157	H Mercer	52 68	169	A Denver	87 83	
						177	A Vanderbilt	52 77	191	A Hampton	57 64	
						192	A Southern Miss.	40 76	223	A Furman	36 57	
						230	A Memphis	48 53	244	H ETSU	79 58	
						249	A Alabama St.	60 51	285	A Wofford	62 71	
						314	A UNC Greensboro	54 55	335	H Presbyterian	75 54	
						337	A Western Caro.	75 42				
LAST 12 Division I GAMES:												
157	H Mercer	52 68	314	A UNC Greensboro	54 55							
285	A Wofford	62 71	157	A Mercer	68 76							
223	A Furman	36 57	177	A Vanderbilt	52 77							
142	H Chattanooga	63 73	135	A Colorado	39 81							
244	H ETSU	79 58	169	A Denver	87 83							
337	A Western Caro.	75 42	50	A Auburn	46 73							

Non-Div I Games: Rhodes 71 54 Montevallo 73 47

Samford

Loss, Non-Conf, S Site, H Home A Away N Neutral

San Diego

Through Games Of Feb. 11, 2019

Average RPI Win:	240	WON-LOST	WINNING	LAST 10	STRENGTH OF	OPP. STRENGTH	TEAM	ADJ.	CONF.	ADJ CONF.
Average RPI Loss:	117	RECORD	PCT. RANK	GAMES	SCHEDULE	OF SCHEDULE	RPI	RPI	RPI	RPI
DIV. I ONLY	7- 16	274	0- 1	167	106	257	257	8	8	
DIV. I NON-CONF.	6- 4	125	0- 0	320	215	224	224	7	7	
TOTALS	RPI 1-25	RPI 26-50	W-L RECORDS	RPI 51-100	RPI 101-150	RPI 150+				
7- 16	0- 1	0- 4	OVERALL	0- 4	0- 3	7- 4				
5- 8	0- 1	0- 3	HOME	0- 2	0- 1	5- 1				
2- 8	0- 0	0- 1	AWAY	0- 2	0- 2	2- 3				
0- 0	0- 0	0- 0	NEUTRAL	0- 0	0- 0	0- 0				
6- 4	0- 0	0- 1	NON-CONFERENCE	0- 0	0- 1	6- 2				
5- 1	0- 0	0- 1	HOME	0- 0	0- 0	5- 0				
1- 3	0- 0	0- 0	AWAY	0- 0	0- 1	1- 2				
0- 0	0- 0	0- 0	NEUTRAL	0- 0	0- 0	0- 0				
1- 12	0- 1	0- 3	CONFERENCE	0- 4	0- 2	1- 2				
0- 7	0- 1	0- 2	HOME	0- 2	0- 1	0- 1				
1- 5	0- 0	0- 1	AWAY	0- 2	0- 1	1- 1				
0- 0	0- 0	0- 0	NEUTRAL	0- 0	0- 0	0- 0				

RPI 1-25				RPI 26-50				RPI 51-100				RPI 101+ Team's RPI: 257			
RPI	S	Opponent	Score	RPI	S	Opponent	Score	RPI	S	Opponent	Score	RPI	S	Opponent	Score
13	H	Gonzaga	61 86	36	H	California	53 70	81	A	Pacific	47 79	112	A	Minnesota	48 53
				38	H	BYU	56 65	81	H	Pacific	53 70	124	A	Pepperdine	65 88
				45	A	Saint Mary's (CA)	60 74	99	A	Loyola Marymount	57 83	124	H	Pepperdine	55 74
				45	H	Saint Mary's (CA)	49 80	99	H	Loyola Marymount	52 69	161	H	Portland	60 69
												183	A	Santa Clara	57 49
												200	H	Dartmouth	78 76
												202	H	San Diego St.	72 71
												241	A	San Francisco	57 68
												243	H	Hawaii	58 50
												258	A	Long Beach St.	60 56
												270	H	Cleveland St.	83 82
												272	A	Southern Utah	59 69
												297	A	UTSA	77 87
												324	H	San Jose St.	83 79
LAST 12 Division I GAMES:															
45	H	Saint Mary's (CA)	49 80	161	H	Portland	60 69								
81	H	Pacific	53 70	81	A	Pacific	47 79								
99	A	Loyola Marymount	57 83	45	A	Saint Mary's (CA)	60 74								
124	A	Pepperdine	65 88	124	H	Pepperdine	55 74								
38	H	BYU	56 65	99	H	Loyola Marymount	52 69								
13	H	Gonzaga	61 86	183	A	Santa Clara	57 49								

Non-Div I Games: Cal St. San B'dino 76 58

San Diego

■ Loss,
 ■ Non-Conf,
 ■ S Site,
 ■ H Home
 ■ A Away
 N Neutral

Average RPI Win: 231		WON-LOST	WINNING	LAST 10	STRENGTH OF	OPP. STRENGTH	TEAM	ADJ.	CONF.	ADJ CONF.
Average RPI Loss: 146		RECORD	PCT. RANK	GAMES	SCHEDULE	OF SCHEDULE	RPI	RPI	RPI	RPI
DIV. I ONLY		9- 12	215	1- 0	174	207	202	202	15	15
DIV. I NON-CONF.		5- 6	177	0- 0	266	269	244	244	13	13
TOTALS	RPI 1-25	RPI 26-50		W-L RECORDS		RPI 51-100	RPI 101-150	RPI 150+		
9- 12	0- 0	1- 3		OVERALL		0- 2	0- 1	8- 6		
6- 5	0- 0	1- 1		HOME		0- 2	0- 1	5- 1		
3- 7	0- 0	0- 2		AWAY		0- 0	0- 0	3- 5		
0- 0	0- 0	0- 0		NEUTRAL		0- 0	0- 0	0- 0		
5- 6	0- 0	0- 1		NON-CONFERENCE		0- 1	0- 0	5- 4		
3- 3	0- 0	0- 1		HOME		0- 1	0- 0	3- 1		
2- 3	0- 0	0- 0		AWAY		0- 0	0- 0	2- 3		
0- 0	0- 0	0- 0		NEUTRAL		0- 0	0- 0	0- 0		
4- 6	0- 0	1- 2		CONFERENCE		0- 1	0- 1	3- 2		
3- 2	0- 0	1- 0		HOME		0- 1	0- 1	2- 0		
1- 4	0- 0	0- 2		AWAY		0- 0	0- 0	1- 2		
0- 0	0- 0	0- 0		NEUTRAL		0- 0	0- 0	0- 0		

RPI 1-25				RPI 26-50				RPI 51-100				RPI 101+				Team's RPI: 202	
RPI	S	Opponent	Score	RPI	S	Opponent	Score	RPI	S	Opponent	Score	RPI	S	Opponent	Score		
				43	H	TCU	64 81	65	H	Boise St.	66 69	113	H	Fresno St.	81 87		
				47	A	Wyoming	45 87	80	H	Arizona	60 69	158	A	CSUN	74 77		
				48	A	New Mexico	62 70					168	A	UC Irvine	78 70		
				48	H	New Mexico	61 59					183	A	Santa Clara	43 60		
												215	A	UNLV	57 71		
												221	A	Utah St.	56 54		
												243	H	Hawaii	58 57		
												245	A	Cal St. Fullerton	83 72		
												251	A	Air Force	66 75		
												251	H	Air Force	70 61		
												257	A	San Diego	71 72		
												262	H	California Baptist	83 67		
												293	H	UC Santa Barbara	58 63		
												319	H	Incarnate Word	81 38		
												324	H	San Jose St.	69 68		
LAST 12 Division I GAMES:																	
				221	A	Utah St.	56 54	48	A	New Mexico	62 70						
				48	H	New Mexico	61 59	251	H	Air Force	70 61						
				324	H	San Jose St.	69 68	47	A	Wyoming	45 87						
				251	A	Air Force	66 75	65	H	Boise St.	66 69						
				215	A	UNLV	57 71	293	H	UC Santa Barbara	58 63						
				113	H	Fresno St.	81 87	158	A	CSUN	74 77						

Non-Div I Games:

San Diego St.

■ Loss, ■ Non-Conf, S Site, H Home A Away N Neutral

San Francisco

Through Games Of Feb. 11, 2019

Average RPI Win:	272	WON-LOST	WINNING	LAST 10	STRENGTH OF	OPP. STRENGTH	TEAM	ADJ.	CONF.	ADJ CONF.
Average RPI Loss:	99	RECORD	PCT. RANK	GAMES	SCHEDULE	OF SCHEDULE	RPI	RPI	RPI	RPI
DIV. I ONLY	6- 17	296	0- 1	125	102	241	241	8	8	
DIV. I NON-CONF.	4- 7	228	0- 0	223	142	243	243	7	7	
TOTALS	RPI 1-25	RPI 26-50	W-L RECORDS	RPI 51-100	RPI 101-150	RPI 150+				
6- 17	0- 2	0- 2	OVERALL	0- 7	0- 3	6- 3				
2- 9	0- 0	0- 2	HOME	0- 5	0- 1	2- 1				
2- 7	0- 2	0- 0	AWAY	0- 2	0- 2	2- 1				
2- 1	0- 0	0- 0	NEUTRAL	0- 0	0- 0	2- 1				
4- 7	0- 1	0- 0	NON-CONFERENCE	0- 4	0- 1	4- 1				
1- 3	0- 0	0- 0	HOME	0- 3	0- 0	1- 0				
1- 3	0- 1	0- 0	AWAY	0- 1	0- 1	1- 0				
2- 1	0- 0	0- 0	NEUTRAL	0- 0	0- 0	2- 1				
2- 10	0- 1	0- 2	CONFERENCE	0- 3	0- 2	2- 2				
1- 6	0- 0	0- 2	HOME	0- 2	0- 1	1- 1				
1- 4	0- 1	0- 0	AWAY	0- 1	0- 1	1- 1				
0- 0	0- 0	0- 0	NEUTRAL	0- 0	0- 0	0- 0				

RPI 1-25				RPI 26-50				RPI 51-100				RPI 101+ Team's RPI: 241			
RPI	S	Opponent	Score	RPI	S	Opponent	Score	RPI	S	Opponent	Score	RPI	S	Opponent	Score
5	A	Stanford	62 96	38	H	BYU	59 67	81	H	Pacific	75 85	122	A	Washington St.	61 91
13	A	Gonzaga	51 78	45	H	Saint Mary's (CA)	65 80	88	H	UT Arlington	73 80	124	A	Pepperdine	50 69
								89	A	Idaho	63 70	124	H	Pepperdine	66 72
								91	H	UC Davis	68 70	161	A	Portland	73 78
								99	A	Loyola Marymount	58 66	183	A	Santa Clara	57 49
								99	H	Loyola Marymount	66 73	183	H	Santa Clara	66 71
								100	H	Northern Colo.	63 68	225	N	North Dakota	97 100
												233	A	Sacramento St.	86 75
												257	H	San Diego	68 57
												313	N	Cal Poly	65 62
												322	N	North Dakota St.	75 42
												324	H	San Jose St.	85 63
LAST 12 Division I GAMES:															
99	H	Loyola Marymount	66 73	45	H	Saint Mary's (CA)	65 80								
124	H	Pepperdine	66 72	124	A	Pepperdine	50 69								
183	A	Santa Clara	57 49	99	A	Loyola Marymount	58 66								
161	A	Portland	73 78	183	H	Santa Clara	66 71								
13	A	Gonzaga	51 78	38	H	BYU	59 67								
81	H	Pacific	75 85	257	H	San Diego	68 57								

Non-Div I Games:

San Francisco

Loss, Non-Conf, S Site, H Home A Away N Neutral

San Jose St.

Through Games Of Feb. 11, 2019

Average RPI Win:	247	WON-LOST	WINNING	LAST 10	STRENGTH OF	OPP. STRENGTH	TEAM	ADJ.	CONF.	ADJ CONF.
Average RPI Loss:	160	RECORD	PCT. RANK	GAMES	SCHEDULE	OF SCHEDULE	RPI	RPI	RPI	RPI
DIV. I ONLY	2- 18	336	0- 1	179	175	324	324	15	15	
DIV. I NON-CONF.	1- 9	326	0- 0	219	186	334	334	13	13	
TOTALS	RPI 1-25	RPI 26-50	W-L RECORDS	RPI 51-100	RPI 101-150	RPI 150+				
2- 18	0- 0	0- 1	OVERALL	0- 4	0- 3	2- 10				
2- 7	0- 0	0- 1	HOME	0- 2	0- 0	2- 4				
0- 11	0- 0	0- 0	AWAY	0- 2	0- 3	0- 6				
0- 0	0- 0	0- 0	NEUTRAL	0- 0	0- 0	0- 0				
1- 9	0- 0	0- 0	NON-CONFERENCE	0- 2	0- 2	1- 5				
1- 3	0- 0	0- 0	HOME	0- 1	0- 0	1- 2				
0- 6	0- 0	0- 0	AWAY	0- 1	0- 2	0- 3				
0- 0	0- 0	0- 0	NEUTRAL	0- 0	0- 0	0- 0				
1- 9	0- 0	0- 1	CONFERENCE	0- 2	0- 1	1- 5				
1- 4	0- 0	0- 1	HOME	0- 1	0- 0	1- 2				
0- 5	0- 0	0- 0	AWAY	0- 1	0- 1	0- 3				
0- 0	0- 0	0- 0	NEUTRAL	0- 0	0- 0	0- 0				

RPI 1-25				RPI 26-50				RPI 51-100				RPI 101+				Team's RPI: 324	
RPI	S	Opponent	Score	RPI	S	Opponent	Score	RPI	S	Opponent	Score	RPI	S	Opponent	Score		
				47	H	Wyoming	56 70	65	A	Boise St.	68 99	113	A	Fresno St.	48 77		
								65	H	Boise St.	69 83	135	A	Colorado	64 76		
								81	H	Pacific	67 91	139	A	Portland St.	51 80		
								97	A	Nebraska	63 96	158	A	CSUN	40 76		
												168	H	UC Irvine	66 74		
												183	H	Santa Clara	56 62		
												202	A	San Diego St.	68 69		
												215	H	UNLV	43 53		
												221	A	Utah St.	49 82		
												221	H	Utah St.	68 59		
												234	H	Nevada	49 52		
												241	A	San Francisco	63 85		
												251	A	Air Force	77 88		
												257	A	San Diego	79 83		
												273	H	CSU Bakersfield	82 72		
LAST 12 Division I GAMES:																	
				65	H	Boise St.	69 83	221	A	Utah St.	49 82						
				202	A	San Diego St.	68 69	65	A	Boise St.	68 99						
				221	H	Utah St.	68 59	234	H	Nevada	49 52						
				251	A	Air Force	77 88	113	A	Fresno St.	48 77						
				47	H	Wyoming	56 70	257	A	San Diego	79 83						
				215	H	UNLV	43 53	158	A	CSUN	40 76						

Non-Div I Games: San Fran. St. 66 73

San Jose St.

Loss, Non-Conf, S Site, H Home A Away N Neutral

Santa Clara

Through Games Of Feb. 11, 2019

Average RPI Win:	212	WON-LOST	WINNING	LAST 10	STRENGTH OF	OPP. STRENGTH	TEAM	ADJ.	CONF.	ADJ CONF.
Average RPI Loss:	106	RECORD	PCT. RANK	GAMES	SCHEDULE	OF SCHEDULE	RPI	RPI	RPI	RPI
DIV. I ONLY	9- 13	230	0- 1	126	115	183	183	8	8	
DIV. I NON-CONF.	6- 4	125	0- 0	189	196	139	139	7	7	
TOTALS	RPI 1-25	RPI 26-50	W-L RECORDS	RPI 51-100	RPI 101-150	RPI 150+				
9- 13	0- 1	0- 4	OVERALL	2- 2	0- 3	7- 3				
4- 8	0- 0	0- 2	HOME	1- 2	0- 1	3- 3				
5- 5	0- 1	0- 2	AWAY	1- 0	0- 2	4- 0				
0- 0	0- 0	0- 0	NEUTRAL	0- 0	0- 0	0- 0				
6- 4	0- 0	0- 2	NON-CONFERENCE	1- 0	0- 1	5- 1				
4- 1	0- 0	0- 0	HOME	1- 0	0- 0	3- 1				
2- 3	0- 0	0- 2	AWAY	0- 0	0- 1	2- 0				
0- 0	0- 0	0- 0	NEUTRAL	0- 0	0- 0	0- 0				
3- 9	0- 1	0- 2	CONFERENCE	1- 2	0- 2	2- 2				
0- 7	0- 0	0- 2	HOME	0- 2	0- 1	0- 2				
3- 2	0- 1	0- 0	AWAY	1- 0	0- 1	2- 0				
0- 0	0- 0	0- 0	NEUTRAL	0- 0	0- 0	0- 0				

RPI 1-25				RPI 26-50				RPI 51-100				RPI 101+ Team's RPI: 183			
RPI	S	Opponent	Score	RPI	S	Opponent	Score	RPI	S	Opponent	Score	RPI	S	Opponent	Score
13	A	Gonzaga	61 78	30	A	Oregon St.	31 82	63	H	Missouri St.	77 73	113	A	Fresno St.	53 80
				38	H	BYU	44 54	81	H	Pacific	70 74	124	A	Pepperdine	48 74
				45	H	Saint Mary's (CA)	59 83	99	A	Loyola Marymount	83 75	124	H	Pepperdine	74 76
				49	A	Southern California	46 77	99	H	Loyola Marymount	60 69	158	H	CSUN	38 53
												161	A	Portland	72 66
												202	H	San Diego St.	60 43
												234	H	Nevada	56 48
												241	A	San Francisco	71 66
												241	H	San Francisco	49 57
												245	A	Cal St. Fullerton	64 60
												257	H	San Diego	49 57
												324	A	San Jose St.	62 56
												339	H	Grand Canyon	75 55
LAST 12 Division I GAMES:															
124	H	Pepperdine	74 76	81	H	Pacific	70 74								
99	H	Loyola Marymount	60 69	99	A	Loyola Marymount	83 75								
241	H	San Francisco	49 57	124	A	Pepperdine	48 74								
13	A	Gonzaga	61 78	241	A	San Francisco	71 66								
161	A	Portland	72 66	257	H	San Diego	49 57								
45	H	Saint Mary's (CA)	59 83	38	H	BYU	44 54								

Non-Div I Games: Sonoma St. 98 38

Santa Clara

Loss, Non-Conf, S Site, H Home A Away N Neutral

Average RPI Win:	324	WON-LOST	WINNING	LAST 10	STRENGTH OF	OPP. STRENGTH	TEAM	ADJ.	CONF.	ADJ CONF.
Average RPI Loss:	229	RECORD	PCT. RANK	GAMES	SCHEDULE	OF SCHEDULE	RPI	RPI	RPI	RPI
DIV. I ONLY	4- 13	309	1- 0	351	302	345	345	32	32	
DIV. I NON-CONF.	0- 7	336	0- 0	257	122	343	343	32	32	
TOTALS	RPI 1-25	RPI 26-50	W-L RECORDS	RPI 51-100	RPI 101-150	RPI 150+				
4- 13	0- 0	0- 2	OVERALL	0- 0	0- 0	4- 11				
2- 6	0- 0	0- 0	HOME	0- 0	0- 0	2- 6				
2- 7	0- 0	0- 2	AWAY	0- 0	0- 0	2- 5				
0- 0	0- 0	0- 0	NEUTRAL	0- 0	0- 0	0- 0				
0- 7	0- 0	0- 2	NON-CONFERENCE	0- 0	0- 0	0- 5				
0- 3	0- 0	0- 0	HOME	0- 0	0- 0	0- 3				
0- 4	0- 0	0- 2	AWAY	0- 0	0- 0	0- 2				
0- 0	0- 0	0- 0	NEUTRAL	0- 0	0- 0	0- 0				
4- 6	0- 0	0- 0	CONFERENCE	0- 0	0- 0	4- 6				
2- 3	0- 0	0- 0	HOME	0- 0	0- 0	2- 3				
2- 3	0- 0	0- 0	AWAY	0- 0	0- 0	2- 3				
0- 0	0- 0	0- 0	NEUTRAL	0- 0	0- 0	0- 0				

RPI S	Opponent	Score	RPI S	Opponent	Score	RPI S	Opponent	Score	RPI S	Opponent	Score	Team's RPI: 345
			28	A South Dakota St.	49 97				178	A UMES	46 78	
			34	A DePaul	61 124				196	A Ole Miss	51 74	
									209	H Texas Southern	41 65	
									236	H Jacksonville	58 68	
									246	A Wichita St.	50 66	
									269	H Norfolk St.	42 78	
									288	H Ga. Southern	71 82	
									295	A Morgan St.	47 63	
									295	H Morgan St.	53 35	
									305	H South Carolina St.	60 71	
									326	A Coppin St.	76 70	
									326	H Coppin St.	68 57	
									342	H N.C. Central	67 71	
									346	A Delaware St.	58 66	
									349	A Florida A&M	54 50	
LAST 12 Division I GAMES:												
			295	H Morgan St.	53 35				269	H Norfolk St.	42 78	
			326	H Coppin St.	68 57				349	A Florida A&M	54 50	
			178	A UMES	46 78				295	A Morgan St.	47 63	
			346	A Delaware St.	58 66				326	A Coppin St.	76 70	
			342	H N.C. Central	67 71				246	A Wichita St.	50 66	
			305	H South Carolina St.	60 71				28	A South Dakota St.	49 97	

Non-Div I Games: Carver 101 49 Wesleyan (GA) 155 26

Savannah St.

Average RPI Win:	348	WON-LOST	WINNING	LAST 10	STRENGTH OF	OPP. STRENGTH	TEAM	ADJ.	CONF.	ADJ CONF.
Average RPI Loss:	200	RECORD	PCT. RANK	GAMES	SCHEDULE	OF SCHEDULE	RPI	RPI	RPI	RPI
DIV. I ONLY	1- 21	348	0- 1	225	321	343	343	30	30	
DIV. I NON-CONF.	0- 13	336	0- 0	133	266	327	327	30	30	
TOTALS	RPI 1-25	RPI 26-50	W-L RECORDS	RPI 51-100	RPI 101-150	RPI 150+				
1- 21	0- 0	0- 0	OVERALL	0- 4	0- 3	1- 14				
1- 9	0- 0	0- 0	HOME	0- 0	0- 2	1- 7				
0- 11	0- 0	0- 0	AWAY	0- 3	0- 1	0- 7				
0- 1	0- 0	0- 0	NEUTRAL	0- 1	0- 0	0- 0				
0- 13	0- 0	0- 0	NON-CONFERENCE	0- 4	0- 3	0- 6				
0- 5	0- 0	0- 0	HOME	0- 0	0- 2	0- 3				
0- 7	0- 0	0- 0	AWAY	0- 3	0- 1	0- 3				
0- 1	0- 0	0- 0	NEUTRAL	0- 1	0- 0	0- 0				
1- 8	0- 0	0- 0	CONFERENCE	0- 0	0- 0	1- 8				
1- 4	0- 0	0- 0	HOME	0- 0	0- 0	1- 4				
0- 4	0- 0	0- 0	AWAY	0- 0	0- 0	0- 4				
0- 0	0- 0	0- 0	NEUTRAL	0- 0	0- 0	0- 0				

RPI 1-25			RPI 26-50			RPI 51-100			RPI 101+			Team's RPI: 343
RPI	S	Opponent	Score	RPI	S	Opponent	Score	RPI	S	Opponent	Score	
						51 A Utah	62 89	124 H Pepperdine		64 78		
						80 N Arizona	54 84	139 A Portland St.		43 68		
						81 A Pacific	61 75	145 H Washington		58 69		
						91 A UC Davis	59 76	166 A New Mexico St.		55 75		
								168 A UC Irvine		60 65		
								219 A UTRGV		56 69		
								234 A Nevada		54 67		
								235 H Northern Ariz.		58 65		
								237 H UMKC		62 86		
								243 A Hawaii		51 67		
								245 H Cal St. Fullerton		54 57		
								262 A California Baptist		83 100		
								273 H CSU Bakersfield		60 70		
								282 A Utah Valley		56 63		
								282 H Utah Valley		55 58		
								313 H Cal Poly		50 60		
								339 H Grand Canyon		73 74		
								348 H Chicago St.		90 54		
LAST 12 Division I GAMES:												
282 A		Utah Valley	56 63	282 H		Utah Valley	55 58					
262 A		California Baptist	83 100	339 H		Grand Canyon	73 74					
237 H		UMKC	62 86	273 H		CSU Bakersfield	60 70					
348 H		Chicago St.	90 54	168 A		UC Irvine	60 65					
219 A		UTRGV	56 69	234 A		Nevada	54 67					
166 A		New Mexico St.	55 75	313 H		Cal Poly	50 60					

Non-Div I Games:

Seattle U

■ Loss,
 ■ Non-Conf,
 ■ S Site,
 ■ H Home
 ■ A Away
 N Neutral

Average RPI Win:	195	WON-LOST	WINNING	LAST 10	STRENGTH OF	OPP. STRENGTH	TEAM	ADJ.	CONF.	ADJ CONF.
Average RPI Loss:	75	RECORD	PCT. RANK	GAMES	SCHEDULE	OF SCHEDULE	RPI	RPI	RPI	RPI
DIV. I ONLY	14- 10	130	0- 1	120	83	120	120	6	6	
DIV. I NON-CONF.	8- 3	72	0- 0	275	210	132	132	4	4	
TOTALS	RPI 1-25	RPI 26-50	W-L RECORDS	RPI 51-100	RPI 101-150	RPI 150+				
14- 10	0- 2	2- 4	OVERALL	2- 0	3- 2	7- 2				
11- 2	0- 0	1- 1	HOME	1- 0	3- 0	6- 1				
2- 7	0- 2	1- 2	AWAY	1- 0	0- 2	0- 1				
1- 1	0- 0	0- 1	NEUTRAL	0- 0	0- 0	1- 0				
8- 3	0- 1	0- 2	NON-CONFERENCE	1- 0	0- 0	7- 0				
6- 0	0- 0	0- 0	HOME	0- 0	0- 0	6- 0				
1- 2	0- 1	0- 1	AWAY	1- 0	0- 0	0- 0				
1- 1	0- 0	0- 1	NEUTRAL	0- 0	0- 0	1- 0				
6- 7	0- 1	2- 2	CONFERENCE	1- 0	3- 2	0- 2				
5- 2	0- 0	1- 1	HOME	1- 0	3- 0	0- 1				
1- 5	0- 1	1- 1	AWAY	0- 0	0- 2	0- 1				
0- 0	0- 0	0- 0	NEUTRAL	0- 0	0- 0	0- 0				

RPI 1-25				RPI 26-50				RPI 51-100				RPI 101+ Team's RPI: 120			
RPI	S	Opponent	Score	RPI	S	Opponent	Score	RPI	S	Opponent	Score	RPI	S	Opponent	Score
6	A	UConn	61 99	34	A	DePaul	84 73	92	H	Georgetown	76 63	109	H	St. John's (NY)	77 67
8	A	Marquette	60 96	37	A	UCLA	62 78	93	A	Princeton	70 66	115	A	Creighton	71 80
				41	H	Villanova	66 70					115	H	Creighton	82 75
				42	N	Georgia Tech	73 84					117	A	Providence	75 82
				44	A	Butler	59 62					117	H	Providence	79 73
				44	H	Butler	83 62					171	A	Xavier	62 63
												171	H	Xavier	76 80
												261	H	St. Francis Brooklyn	100 77
												297	H	UTSA	84 53
												298	H	Kennesaw St.	102 80
												309	H	Wagner	95 40
												314	N	UNC Greensboro	71 64
												321	H	UMass Lowell	90 57
												328	H	Saint Peter's	90 47
LAST 12 Division I GAMES:															
115	A	Creighton	71 80	34	A	DePaul	84 73								
117	A	Providence	75 82	8	A	Marquette	60 96								
44	H	Butler	83 62	117	H	Providence	79 73								
171	H	Xavier	76 80	115	H	Creighton	82 75								
92	H	Georgetown	76 63	171	A	Xavier	62 63								
41	H	Villanova	66 70	44	A	Butler	59 62								

Non-Div I Games:

Seton Hall

Average RPI Win: 282		WON-LOST	WINNING	LAST 10	STRENGTH OF	OPP. STRENGTH	TEAM	ADJ.	CONF.	ADJ CONF.
Average RPI Loss: 184		RECORD	PCT. RANK	GAMES	SCHEDULE	OF SCHEDULE	RPI	RPI	RPI	RPI
DIV. I ONLY		10- 14	225	1- 0	298	290	278	278	26	26
DIV. I NON-CONF.		4- 7	228	1- 0	203	293	269	269	28	28
TOTALS		RPI 1-25	RPI 26-50	W-L RECORDS	RPI 51-100	RPI 101-150	RPI 150+			
10- 14	0- 0		0- 0	OVERALL	0- 4	0- 2	10- 8			
5- 7	0- 0		0- 0	HOME	0- 2	0- 1	5- 4			
4- 6	0- 0		0- 0	AWAY	0- 1	0- 1	4- 4			
1- 1	0- 0		0- 0	NEUTRAL	0- 1	0- 0	1- 0			
4- 7	0- 0		0- 0	NON-CONFERENCE	0- 3	0- 0	4- 4			
2- 4	0- 0		0- 0	HOME	0- 2	0- 0	2- 2			
1- 2	0- 0		0- 0	AWAY	0- 0	0- 0	1- 2			
1- 1	0- 0		0- 0	NEUTRAL	0- 1	0- 0	1- 0			
6- 7	0- 0		0- 0	CONFERENCE	0- 1	0- 2	6- 4			
3- 3	0- 0		0- 0	HOME	0- 0	0- 1	3- 2			
3- 4	0- 0		0- 0	AWAY	0- 1	0- 1	3- 2			
0- 0	0- 0		0- 0	NEUTRAL	0- 0	0- 0	0- 0			

RPI 1-25				RPI 26-50				RPI 51-100				RPI 101+				Team's RPI: 278	
RPI	S	Opponent	Score	RPI	S	Opponent	Score	RPI	S	Opponent	Score	RPI	S	Opponent	Score		
								66	A	Quinnipiac	31 68	147	A	Marist	59 88		
								72	H	Penn	51 58	147	H	Marist	58 73		
								77	N	Drexel	39 51	176	H	Rider	52 55		
								84	H	Harvard	54 73	197	H	Massachusetts	64 59		
												211	A	St. Bonaventure	58 74		
												213	A	Monmouth	77 68		
												213	H	Monmouth	54 56		
												224	A	Sacred Heart	50 72		
												229	A	Howard	86 81		
												247	H	Colgate	55 53		
												254	H	Hofstra	50 57		
												294	H	Fla. Atlantic	66 70		
												304	A	Manhattan	48 52		
												304	H	Manhattan	62 56		
												306	A	Fairfield	55 59		
												309	N	Wagner	74 71		
												328	A	Saint Peter's	84 57		
												328	H	Saint Peter's	50 46		
												331	A	Iona	66 45		
												331	H	Iona	59 47		
LAST 12 Division I GAMES:																	
				309	N	Wagner	74 71	328	H	Saint Peter's	50 46						
				213	H	Monmouth	54 56	66	A	Quinnipiac	31 68						
				331	A	Iona	66 45	213	A	Monmouth	77 68						
				304	A	Manhattan	48 52	147	A	Marist	59 88						
				147	H	Marist	58 73	176	H	Rider	52 55						
				306	A	Fairfield	55 59	304	H	Manhattan	62 56						

Non-Div I Games:

Siena

Loss, Non-Conf, S Site, H Home A Away N Neutral

South Alabama

Through Games Of Feb. 11, 2019

Average RPI Win:	222	WON-LOST	WINNING	LAST 10	STRENGTH OF	OPP. STRENGTH	TEAM	ADJ.	CONF.	ADJ CONF.
Average RPI Loss:	122	RECORD	PCT. RANK	GAMES	SCHEDULE	OF SCHEDULE	RPI	RPI	RPI	RPI
DIV. I ONLY	15- 5	45	1- 0	268	135	110	110	12	12	
DIV. I NON-CONF.	9- 0	1	1- 0	309	208	62	62	14	14	
TOTALS	RPI 1-25	RPI 26-50	W-L RECORDS	RPI 51-100	RPI 101-150	RPI 150+				
15- 5	0- 0	0- 0	OVERALL	1- 2	1- 1	13- 2				
6- 2	0- 0	0- 0	HOME	1- 1	0- 0	5- 1				
8- 3	0- 0	0- 0	AWAY	0- 1	1- 1	7- 1				
1- 0	0- 0	0- 0	NEUTRAL	0- 0	0- 0	1- 0				
9- 0	0- 0	0- 0	NON-CONFERENCE	0- 0	1- 0	8- 0				
3- 0	0- 0	0- 0	HOME	0- 0	0- 0	3- 0				
5- 0	0- 0	0- 0	AWAY	0- 0	1- 0	4- 0				
1- 0	0- 0	0- 0	NEUTRAL	0- 0	0- 0	1- 0				
6- 5	0- 0	0- 0	CONFERENCE	1- 2	0- 1	5- 2				
3- 2	0- 0	0- 0	HOME	1- 1	0- 0	2- 1				
3- 3	0- 0	0- 0	AWAY	0- 1	0- 1	3- 1				
0- 0	0- 0	0- 0	NEUTRAL	0- 0	0- 0	0- 0				

RPI S	Opponent	Score	RPI S	Opponent	Score	RPI S	Opponent	Score	RPI S	Opponent	Score	Team's RPI: 110
						60	A Little Rock	44 47	131	A Alabama	72 67	
						60	H Little Rock	42 65	141	A Appalachian St.	63 71	
						79	H Troy	80 77	155	A Georgia St.	68 59	
									166	N New Mexico St.	68 67	
									174	A Arkansas St.	58 69	
									174	H Arkansas St.	64 77	
									182	A Southern U.	53 49	
									186	A Coastal Caro.	88 78	
									192	H Southern Miss.	77 68	
									244	H ETSU	81 74	
									249	H Alabama St.	77 65	
									252	H Louisiana	83 60	
									288	A Ga. Southern	69 53	
									289	A Central Ark.	58 50	
									290	A Tennessee St.	78 56	
									296	H La.-Monroe	77 49	
									325	A FIU	84 77	
LAST 12 Division I GAMES:												
325	A	FIU	84	77	288	A	Ga. Southern	69	53			
60	A	Little Rock	44	47	155	A	Georgia St.	68	59			
174	A	Arkansas St.	58	69	60	H	Little Rock	42	65			
79	H	Troy	80	77	174	H	Arkansas St.	64	77			
296	H	La.-Monroe	77	49	186	A	Coastal Caro.	88	78			
252	H	Louisiana	83	60	141	A	Appalachian St.	63	71			

Non-Div I Games: Faulkner 97 40 Spring Hill 75 57

South Alabama

Loss, Non-Conf, S Site, H Home A Away N Neutral

South Carolina

Through Games Of Feb. 11, 2019

Average RPI Win:	128	WON-LOST	WINNING	LAST 10	STRENGTH OF	OPP. STRENGTH	TEAM	ADJ.	CONF.	ADJ CONF.
Average RPI Loss:	14	RECORD	PCT. RANK	GAMES	SCHEDULE	OF SCHEDULE	RPI	RPI	RPI	RPI
DIV. I ONLY	17- 6	51	0- 1	12	22	15	15	5	5	
DIV. I NON-CONF.	8- 5	119	0- 1	17	22	36	36	5	5	
TOTALS	RPI 1-25	RPI 26-50	W-L RECORDS	RPI 51-100	RPI 101-150	RPI 150+				
17- 6	1- 5	2- 1	OVERALL	4- 0	3- 0	7- 0				
10- 2	0- 2	1- 0	HOME	1- 0	3- 0	5- 0				
6- 2	1- 2	1- 0	AWAY	3- 0	0- 0	1- 0				
1- 2	0- 1	0- 1	NEUTRAL	0- 0	0- 0	1- 0				
8- 5	0- 4	0- 1	NON-CONFERENCE	2- 0	2- 0	4- 0				
5- 2	0- 2	0- 0	HOME	1- 0	2- 0	2- 0				
2- 1	0- 1	0- 0	AWAY	1- 0	0- 0	1- 0				
1- 2	0- 1	0- 1	NEUTRAL	0- 0	0- 0	1- 0				
9- 1	1- 1	2- 0	CONFERENCE	2- 0	1- 0	3- 0				
5- 0	0- 0	1- 0	HOME	0- 0	1- 0	3- 0				
4- 1	1- 1	1- 0	AWAY	2- 0	0- 0	0- 0				
0- 0	0- 0	0- 0	NEUTRAL	0- 0	0- 0	0- 0				

RPI	S	Opponent	Score	RPI	S	Opponent	Score	RPI	S	Opponent	Score	RPI	S	Opponent	Score
2	H	Baylor	69 94	26	A	Kentucky	74 70	52	A	Purdue	82 73	114	H	Dayton	65 55
6	A	UConn	79 97	30	N	Oregon St.	68 70	55	A	LSU	76 53	131	H	Alabama	62 59
7	A	Mississippi St.	74 89	33	H	Missouri	79 65	58	H	Clemson	69 57	141	H	Appalachian St.	80 50
17	H	Maryland	61 85					82	A	Arkansas	87 79	170	H	Temple	88 60
21	A	Texas A&M	60 57									177	H	Vanderbilt	80 69
22	N	Drake	85 90									196	H	Ole Miss	76 42
												210	H	Florida	71 40
												223	H	Furman	66 53
												244	N	ETSU	101 55
												249	A	Alabama St.	94 38
LAST 12 Division I GAMES:															
22	N	Drake	85 90	177	H	Vanderbilt	80 69								
30	N	Oregon St.	68 70	33	H	Missouri	79 65								
6	A	UConn	79 97	7	A	Mississippi St.	74 89								
196	H	Ole Miss	76 42	55	A	LSU	76 53								
82	A	Arkansas	87 79	210	H	Florida	71 40								
26	A	Kentucky	74 70	131	H	Alabama	62 59								

Non-Div I Games:

South Carolina

Loss, Non-Conf, S Site, H Home A Away N Neutral

Average RPI Win:	312	WON-LOST	WINNING	LAST 10	STRENGTH OF	OPP. STRENGTH	TEAM	ADJ.	CONF.	ADJ CONF.
Average RPI Loss:	207	RECORD	PCT. RANK	GAMES	SCHEDULE	OF SCHEDULE	RPI	RPI	RPI	RPI
DIV. I ONLY	10- 12	196	1- 0	349	318	305	305	32	32	
DIV. I NON-CONF.	5- 7	206	1- 0	331	275	290	290	32	32	
TOTALS	RPI 1-25	RPI 26-50	W-L RECORDS	RPI 51-100	RPI 101-150	RPI 150+				
10- 12	0- 0	0- 0	OVERALL	0- 2	0- 1	10- 9				
5- 4	0- 0	0- 0	HOME	0- 0	0- 0	5- 4				
5- 6	0- 0	0- 0	AWAY	0- 2	0- 0	5- 4				
0- 2	0- 0	0- 0	NEUTRAL	0- 0	0- 1	0- 1				
5- 7	0- 0	0- 0	NON-CONFERENCE	0- 2	0- 1	5- 4				
3- 1	0- 0	0- 0	HOME	0- 0	0- 0	3- 1				
2- 4	0- 0	0- 0	AWAY	0- 2	0- 0	2- 2				
0- 2	0- 0	0- 0	NEUTRAL	0- 0	0- 1	0- 1				
5- 5	0- 0	0- 0	CONFERENCE	0- 0	0- 0	5- 5				
2- 3	0- 0	0- 0	HOME	0- 0	0- 0	2- 3				
3- 2	0- 0	0- 0	AWAY	0- 0	0- 0	3- 2				
0- 0	0- 0	0- 0	NEUTRAL	0- 0	0- 0	0- 0				

RPI S	Opponent	Score	RPI S	Opponent	Score	RPI S	Opponent	Score	RPI S	Opponent	Score	Team's RPI: 305
80	A Arizona	32 73				119	N Wake Forest	44 58				
94	A Radford	31 61				178	A UMES	43 63				
						186	A Coastal Caro.	44 57				
						204	N East Carolina	63 71				
						215	H UNLV	58 49				
						218	H N.C. A&T	44 58				
						229	H Howard	72 63				
						259	H Winthrop	50 58				
						269	H Norfolk St.	50 57				
						291	A Col. of Charleston	51 75				
						295	A Morgan St.	51 62				
						295	H Morgan St.	61 63				
						316	H Charleston So.	67 58				
						326	A Coppin St.	75 59				
						326	H Coppin St.	60 55				
						335	A Presbyterian	57 48				
						337	A Western Caro.	54 39				
						340	H USC Upstate	71 66				
						345	A Savannah St.	71 60				
						346	A Delaware St.	63 60				
LAST 12 Division I GAMES:												
215	H UNLV	58 49	269	H Norfolk St.	50 57							
326	H Coppin St.	60 55	229	H Howard	72 63							
295	H Morgan St.	61 63	326	A Coppin St.	75 59							
346	A Delaware St.	63 60	295	A Morgan St.	51 62							
178	A UMES	43 63	218	H N.C. A&T	44 58							
345	A Savannah St.	71 60	337	A Western Caro.	54 39							

Non-Div I Games: Voorhees 88 61 UNKNOWN 67 51

South Carolina St.

Loss, Non-Conf, S Site, H Home A Away N Neutral

Average RPI Win:	188	WON-LOST	WINNING	LAST 10	STRENGTH OF	OPP. STRENGTH	TEAM	ADJ.	CONF.	ADJ CONF.
Average RPI Loss:	77	RECORD	PCT. RANK	GAMES	SCHEDULE	OF SCHEDULE	RPI	RPI	RPI	RPI
DIV. I ONLY	20- 3	12	1- 0	185	119	39	39	18	18	
DIV. I NON-CONF.	10- 2	37	0- 0	46	19	14	14	18	18	
TOTALS	RPI 1-25	RPI 26-50	W-L RECORDS	RPI 51-100	RPI 101-150	RPI 150+				
20- 3	1- 1	2- 1	OVERALL	3- 0	1- 0	13- 1				
8- 0	1- 0	1- 0	HOME	1- 0	0- 0	5- 0				
9- 2	0- 1	1- 0	AWAY	1- 0	1- 0	6- 1				
3- 1	0- 0	0- 1	NEUTRAL	1- 0	0- 0	2- 0				
10- 2	1- 1	1- 1	NON-CONFERENCE	3- 0	1- 0	4- 0				
3- 0	1- 0	0- 0	HOME	1- 0	0- 0	1- 0				
4- 1	0- 1	1- 0	AWAY	1- 0	1- 0	1- 0				
3- 1	0- 0	0- 1	NEUTRAL	1- 0	0- 0	2- 0				
10- 1	0- 0	1- 0	CONFERENCE	0- 0	0- 0	9- 1				
5- 0	0- 0	1- 0	HOME	0- 0	0- 0	4- 0				
5- 1	0- 0	0- 0	AWAY	0- 0	0- 0	5- 1				
0- 0	0- 0	0- 0	NEUTRAL	0- 0	0- 0	0- 0				

RPI S	Opponent	Score	RPI S	Opponent	Score	Team's RPI: 39	RPI S	Opponent	Score	RPI S	Opponent	Score
10	H Iowa St.	64 59	28	H South Dakota St.	105 98		63	A Missouri St.	85 74	115	A Creighton	77 65
22	A Drake	64 76	33	A Missouri	74 61		67	H Green Bay	55 49	163	A Montana	64 41
			40	N Indiana	60 68		99	N Loyola Marymount	67 40	169	A Denver	99 104
										175	A Oral Roberts	76 72
										175	H Oral Roberts	75 64
										212	N Grambling	67 53
										215	H Western Ill.	92 49
										225	A North Dakota	80 50
										246	N Wichita St.	73 64
										317	A Omaha	80 49
										317	H Omaha	78 33
										319	H Incarnate Word	96 43
										322	A North Dakota St.	67 41
										334	A Purdue Fort Wayne	71 49
										334	H Purdue Fort Wayne	69 51
LAST 12 Division I GAMES:												
175	H Oral Roberts	75 64	175	A Oral Roberts	76 72							
317	H Omaha	78 33	334	H Purdue Fort Wayne	69 51							
334	A Purdue Fort Wayne	71 49	28	H South Dakota St.	105 98							
215	H Western Ill.	92 49	169	A Denver	99 104							
225	A North Dakota	80 50	322	A North Dakota St.	67 41							
317	A Omaha	80 49	40	N Indiana	60 68							

Non-Div I Games: St. Mary (NE) 112 52 Bellevue 79 40

South Dakota

Loss, Non-Conf, S Site, H Home A Away N Neutral

Average RPI Win:	188	WON-LOST	WINNING	LAST 10	STRENGTH OF	OPP. STRENGTH	TEAM	ADJ.	CONF.	ADJ CONF.
Average RPI Loss:	81	RECORD	PCT. RANK	GAMES	SCHEDULE	OF SCHEDULE	RPI	RPI	RPI	RPI
DIV. I ONLY	12- 12	163	0- 1	100	65	146	146	9	9	
DIV. I NON-CONF.	9- 5	104	0- 0	214	23	143	143	9	9	
TOTALS	RPI 1-25	RPI 26-50	W-L RECORDS	RPI 51-100	RPI 101-150	RPI 150+				
12- 12	0- 4	1- 1	OVERALL	0- 3	3- 2	8- 2				
8- 4	0- 1	0- 0	HOME	0- 1	1- 1	7- 1				
3- 4	0- 2	0- 0	AWAY	0- 1	2- 0	1- 1				
1- 4	0- 1	1- 1	NEUTRAL	0- 1	0- 1	0- 0				
9- 5	0- 1	1- 1	NON-CONFERENCE	0- 2	1- 1	7- 0				
7- 0	0- 0	0- 0	HOME	0- 0	0- 0	7- 0				
1- 1	0- 0	0- 0	AWAY	0- 1	1- 0	0- 0				
1- 4	0- 1	1- 1	NEUTRAL	0- 1	0- 1	0- 0				
3- 7	0- 3	0- 0	CONFERENCE	0- 1	2- 1	1- 2				
1- 4	0- 1	0- 0	HOME	0- 1	1- 1	0- 1				
2- 3	0- 2	0- 0	AWAY	0- 0	1- 0	1- 1				
0- 0	0- 0	0- 0	NEUTRAL	0- 0	0- 0	0- 0				

RPI 1-25				RPI 26-50				RPI 51-100				RPI 101+ Team's RPI: 146			
RPI	S	Opponent	Score	RPI	S	Opponent	Score	RPI	S	Opponent	Score	RPI	S	Opponent	Score
6	A	UConn	46 63	26	N	Kentucky	63 85	55	A	LSU	49 78	101	H	Houston	52 54
14	A	UCF	63 66	37	N	UCLA	60 56	86	H	Cincinnati	56 57	108	A	Ohio St.	71 47
14	H	UCF	49 62					96	N	Virginia	67 74	115	N	Creighton	76 83
24	N	North Carolina	69 71									144	A	Tulane	50 45
												144	H	Tulane	73 46
												162	H	Oklahoma	87 70
												170	A	Temple	63 53
												205	A	SMU	44 46
												207	H	George Washington	63 30
												212	H	Grambling	67 50
												230	H	Memphis	40 47
												239	H	Bethune-Cookman	88 39
												240	H	Albany (NY)	74 37
												276	H	Vermont	102 55
												312	H	New Hampshire	79 36
LAST 12 Division I GAMES:															
101	H	Houston	52 54	144	H	Tulane	73 46	6	A	UConn	46 63				
144	A	Tulane	50 45	14	H	UCF	49 62	170	A	Temple	63 53				
14	A	UCF	63 66	55	A	LSU	49 78	96	N	Virginia	67 74				
86	H	Cincinnati	56 57												
205	A	SMU	44 46												
230	H	Memphis	40 47												

Non-Div I Games:

South Fla.

■ Loss,
 ■ Non-Conf,
 ■ S Site,
 ■ Home
 ■ Away
 N Neutral

Average RPI Win:	266	WON-LOST	WINNING	LAST 10	STRENGTH OF	OPP. STRENGTH	TEAM	ADJ.	CONF.	ADJ CONF.
Average RPI Loss:	163	RECORD	PCT. RANK	GAMES	SCHEDULE	OF SCHEDULE	RPI	RPI	RPI	RPI
DIV. I ONLY	9- 12	215	0- 1	214	294	222	222	22	22	
DIV. I NON-CONF.	3- 6	241	0- 0	168	276	211	211	21	21	
TOTALS	RPI 1-25	RPI 26-50	W-L RECORDS	RPI 51-100	RPI 101-150	RPI 150+				
9- 12	0- 1	0- 0	OVERALL	0- 1	1- 3	8- 7				
5- 4	0- 0	0- 0	HOME	0- 0	1- 1	4- 3				
4- 7	0- 1	0- 0	AWAY	0- 1	0- 1	4- 4				
0- 1	0- 0	0- 0	NEUTRAL	0- 0	0- 1	0- 0				
3- 6	0- 1	0- 0	NON-CONFERENCE	0- 0	0- 1	3- 4				
1- 1	0- 0	0- 0	HOME	0- 0	0- 0	1- 1				
2- 4	0- 1	0- 0	AWAY	0- 0	0- 0	2- 3				
0- 1	0- 0	0- 0	NEUTRAL	0- 0	0- 1	0- 0				
6- 6	0- 0	0- 0	CONFERENCE	0- 1	1- 2	5- 3				
4- 3	0- 0	0- 0	HOME	0- 0	1- 1	3- 2				
2- 3	0- 0	0- 0	AWAY	0- 1	0- 1	2- 1				
0- 0	0- 0	0- 0	NEUTRAL	0- 0	0- 0	0- 0				

RPI 1-25				RPI 26-50				RPI 51-100				RPI 101+ Team's RPI: 222			
RPI	S	Opponent	Score	RPI	S	Opponent	Score	RPI	S	Opponent	Score	RPI	S	Opponent	Score
7	A	Mississippi St.	53 88					64	A	Belmont	57 91	121	A	Morehead St.	54 82
												130	H	Tennessee Tech	62 53
												134	H	UT Martin	73 80
												140	N	North Ala.	67 80
												156	A	Bradley	79 85
												160	A	Southern Ill.	40 60
												173	H	Indiana St.	51 62
												201	H	Jacksonville St.	39 56
												215	H	Western Ill.	81 71
												230	A	Memphis	57 69
												256	A	SIUE	62 52
												256	H	SIUE	63 58
												271	H	Eastern Ill.	72 57
												281	H	Murray St.	59 64
												287	H	Austin Peay	64 54
												290	A	Tennessee St.	59 62
												320	A	NJIT	68 58
												327	A	Eastern Ky.	52 42
												336	A	Evansville	54 50
LAST 12 Division I GAMES:															
201	H	Jacksonville St.	39 56	327	A	Eastern Ky.	52 42								
130	H	Tennessee Tech	62 53	121	A	Morehead St.	54 82								
290	A	Tennessee St.	59 62	281	H	Murray St.	59 64								
64	A	Belmont	57 91	287	H	Austin Peay	64 54								
271	H	Eastern Ill.	72 57	134	H	UT Martin	73 80								
256	H	SIUE	63 58	256	A	SIUE	62 52								

Non-Div I Games: Ill.-Springfield 82 46 Harris-Stowe 80 65

Southeast Mo. St.

■ Loss,
 ■ Non-Conf,
 ■ S Site,
 ■ Home
 ■ A Away
 N Neutral

Average RPI Win:	274	WON-LOST	WINNING	LAST 10	STRENGTH OF	OPP. STRENGTH	TEAM	ADJ.	CONF.	ADJ CONF.
Average RPI Loss:	189	RECORD	PCT. RANK	GAMES	SCHEDULE	OF SCHEDULE	RPI	RPI	RPI	RPI
DIV. I ONLY	8- 12	234	0- 1	305	301	275	275	25	25	
DIV. I NON-CONF.	4- 5	190	0- 0	301	286	221	221	23	23	
TOTALS	RPI 1-25	RPI 26-50	W-L RECORDS	RPI 51-100	RPI 101-150	RPI 150+				
8- 12	0- 0	0- 0	OVERALL	0- 3	0- 1	8- 8				
5- 3	0- 0	0- 0	HOME	0- 1	0- 0	5- 2				
3- 9	0- 0	0- 0	AWAY	0- 2	0- 1	3- 6				
0- 0	0- 0	0- 0	NEUTRAL	0- 0	0- 0	0- 0				
4- 5	0- 0	0- 0	NON-CONFERENCE	0- 1	0- 1	4- 3				
1- 1	0- 0	0- 0	HOME	0- 0	0- 0	1- 1				
3- 4	0- 0	0- 0	AWAY	0- 1	0- 1	3- 2				
0- 0	0- 0	0- 0	NEUTRAL	0- 0	0- 0	0- 0				
4- 7	0- 0	0- 0	CONFERENCE	0- 2	0- 0	4- 5				
4- 2	0- 0	0- 0	HOME	0- 1	0- 0	4- 1				
0- 5	0- 0	0- 0	AWAY	0- 1	0- 0	0- 4				
0- 0	0- 0	0- 0	NEUTRAL	0- 0	0- 0	0- 0				

RPI 1-25			RPI 26-50			RPI 51-100			RPI 101+ Team's RPI: 275		
RPI	S	Opponent	Score	RPI	S	Opponent	Score	RPI	S	Opponent	Score
								53	H	SFA	51 62
								55	A	LSU	52 72
								59	A	Lamar University	54 94
								131	A	Alabama	40 88
								154	A	Louisiana Tech	53 72
								167	H	Abilene Christian	74 71
								179	H	Nicholls St.	66 73
								188	A	Sam Houston St.	63 94
								192	H	Southern Miss.	52 59
								205	A	SMU	63 62
								267	H	A&M-Corpus Christi	56 45
								285	A	Jackson St.	50 45
								289	A	Central Ark.	33 75
								289	H	Central Ark.	62 53
								296	H	La.-Monroe	49 42
								303	A	Alabama A&M	48 51
								330	A	McNeese	56 62
								332	H	Houston Baptist	73 65
								333	A	Northwestern St.	47 58
								350	A	Alcorn	77 59
LAST 12 Division I GAMES:											
289	A	Central Ark.	33 75	330	A	McNeese	56 62				
267	H	A&M-Corpus Christi	56 45	59	A	Lamar University	54 94				
179	H	Nicholls St.	66 73	167	H	Abilene Christian	74 71				
188	A	Sam Houston St.	63 94	289	H	Central Ark.	62 53				
333	A	Northwestern St.	47 58	53	H	SFA	51 62				
332	H	Houston Baptist	73 65	55	A	LSU	52 72				

Non-Div I Games: Mobile 70 57 Xavier (LA) 47 59

Southeastern La.

Loss, Non-Conf, S Site, H Home A Away N Neutral

Average RPI Win: 221	WON-LOST	WINNING	LAST 10	STRENGTH OF	OPP. STRENGTH	TEAM	ADJ.	CONF.	ADJ CONF.
Average RPI Loss: 111	RECORD	PCT. RANK	GAMES	SCHEDULE	OF SCHEDULE	RPI	RPI	RPI	RPI
DIV. I ONLY	10- 11	180	0- 1	95	185	160	160	13	13
DIV. I NON-CONF.	7- 4	108	0- 0	97	223	76	76	15	15
TOTALS	RPI 1-25	RPI 26-50	W-L RECORDS	RPI 51-100	RPI 101-150	RPI 150+			
10- 11	0- 2	0- 0	OVERALL	1- 3	2- 2	7- 4			
8- 2	0- 0	0- 0	HOME	1- 1	1- 0	6- 1			
1- 8	0- 1	0- 0	AWAY	0- 2	0- 2	1- 3			
1- 1	0- 1	0- 0	NEUTRAL	0- 0	1- 0	0- 0			
7- 4	0- 1	0- 0	NON-CONFERENCE	1- 0	2- 2	4- 1			
5- 0	0- 0	0- 0	HOME	1- 0	1- 0	3- 0			
1- 3	0- 0	0- 0	AWAY	0- 0	0- 2	1- 1			
1- 1	0- 1	0- 0	NEUTRAL	0- 0	1- 0	0- 0			
3- 7	0- 1	0- 0	CONFERENCE	0- 3	0- 0	3- 3			
3- 2	0- 0	0- 0	HOME	0- 1	0- 0	3- 1			
0- 5	0- 1	0- 0	AWAY	0- 2	0- 0	0- 2			
0- 0	0- 0	0- 0	NEUTRAL	0- 0	0- 0	0- 0			

RPI 1-25				RPI 26-50				RPI 51-100				RPI 101+ Team's RPI: 160			
RPI	S	Opponent	Score	RPI	S	Opponent	Score	RPI	S	Opponent	Score	RPI	S	Opponent	Score
18	N	Arizona St.	38 82					63	A	Missouri St.	51 66	107	N	Hartford	72 50
22	A	Drake	66 94					63	H	Missouri St.	58 70	123	H	IUPUI	78 73
								83	A	UNI	53 65	128	A	Western Ky.	76 83
								98	H	Northern Ill.	82 73	134	A	UT Martin	94 95
												156	A	Bradley	53 58
												173	H	Indiana St.	58 61
												190	A	Illinois St.	52 60
												195	A	Saint Louis	58 62
												222	H	Southeast Mo. St.	60 40
												226	H	Marshall	58 49
												250	H	Loyola Chicago	74 63
												271	H	Eastern Ill.	73 59
												281	A	Murray St.	65 59
												292	H	Valparaiso	87 65
												336	H	Evansville	67 47
LAST 12 Division I GAMES:															
63	H	Missouri St.	58 70	190	A	Illinois St.	52 60								
22	A	Drake	66 94	63	A	Missouri St.	51 66								
83	A	UNI	53 65	173	H	Indiana St.	58 61								
250	H	Loyola Chicago	74 63	336	H	Evansville	67 47								
292	H	Valparaiso	87 65	123	H	IUPUI	78 73								
156	A	Bradley	53 58	281	A	Murray St.	65 59								

Non-Div I Games:

Southern Ill.

Average RPI Win:	261	WON-LOST	WINNING	LAST 10	STRENGTH OF	OPP. STRENGTH	TEAM	ADJ.	CONF.	ADJ CONF.
Average RPI Loss:	105	RECORD	PCT. RANK	GAMES	SCHEDULE	OF SCHEDULE	RPI	RPI	RPI	RPI
DIV. I ONLY	11- 11	163	0- 1	164	234	192	192	14	14	
DIV. I NON-CONF.	6- 5	143	0- 0	269	327	249	249	19	19	
TOTALS	RPI 1-25	RPI 26-50	W-L RECORDS	RPI 51-100	RPI 101-150	RPI 150+				
11- 11	0- 1	0- 1	OVERALL	0- 2	1- 4	10- 3				
8- 6	0- 1	0- 1	HOME	0- 1	0- 1	8- 2				
3- 5	0- 0	0- 0	AWAY	0- 1	1- 3	2- 1				
0- 0	0- 0	0- 0	NEUTRAL	0- 0	0- 0	0- 0				
6- 5	0- 1	0- 0	NON-CONFERENCE	0- 0	0- 3	6- 1				
5- 3	0- 1	0- 0	HOME	0- 0	0- 1	5- 1				
1- 2	0- 0	0- 0	AWAY	0- 0	0- 2	1- 0				
0- 0	0- 0	0- 0	NEUTRAL	0- 0	0- 0	0- 0				
5- 6	0- 0	0- 1	CONFERENCE	0- 2	1- 1	4- 2				
3- 3	0- 0	0- 1	HOME	0- 1	0- 0	3- 1				
2- 3	0- 0	0- 0	AWAY	0- 1	1- 1	1- 1				
0- 0	0- 0	0- 0	NEUTRAL	0- 0	0- 0	0- 0				

RPI	S	Opponent	Score	RPI	S	Opponent	Score	RPI	S	Opponent	Score	RPI	S	Opponent	Score	Team's RPI: 192
7	H	Mississippi St.	42 86	31	H	Rice	47 58	56	A	Middle Tenn.	49 66	101	H	Houston	44 61	
								69	H	Old Dominion	50 53	110	A	South Alabama	68 77	
												125	A	UAB	60 71	
												128	A	Western Ky.	69 56	
												144	A	Tulane	54 71	
												153	H	Charlotte	65 54	
												154	A	Louisiana Tech	85 106	
												172	H	North Texas	48 62	
												188	H	Sam Houston St.	61 65	
												212	H	Grambling	68 47	
												226	A	Marshall	64 52	
												268	H	Samford	76 40	
												275	A	Southeastern La.	59 52	
												294	H	Fla. Atlantic	67 45	
												310	H	Mississippi Val.	67 60	
												325	H	FIU	71 57	
												333	H	Northwestern St.	69 54	
												350	H	Alcorn	66 47	
LAST 12 Division I GAMES:																
154	A	Louisiana Tech	85 106	153	H	Charlotte	65 54	125	A	UAB	60 71	56	A	Middle Tenn.	49 66	
294	H	Fla. Atlantic	67 45	172	H	North Texas	48 62	31	H	Rice	47 58	101	H	Houston	44 61	
325	H	FIU	71 57	31	H	Rice	47 58	101	H	Houston	44 61					
226	A	Marshall	64 52	101	H	Houston	44 61									
128	A	Western Ky.	69 56													
69	H	Old Dominion	50 53													

Non-Div I Games: William Carey 74 48 Blue Mountain (MS) 84 38

Southern Miss.

Loss, Non-Conf, S Site, H Home A Away N Neutral

Average RPI Win:	279	WON-LOST	WINNING	LAST 10	STRENGTH OF	OPP. STRENGTH	TEAM	ADJ.	CONF.	ADJ CONF.
Average RPI Loss:	113	RECORD	PCT. RANK	GAMES	SCHEDULE	OF SCHEDULE	RPI	RPI	RPI	RPI
DIV. I ONLY	8- 10	208	0- 0	182	237	182	182	29	29	
DIV. I NON-CONF.	0- 7	336	0- 0	2	5	177	177	27	27	
TOTALS	RPI 1-25	RPI 26-50	W-L RECORDS	RPI 51-100	RPI 101-150	RPI 150+				
8- 10	0- 2	0- 2	OVERALL	0- 1	0- 2	8- 3				
4- 3	0- 0	0- 0	HOME	0- 0	0- 1	4- 2				
4- 7	0- 2	0- 2	AWAY	0- 1	0- 1	4- 1				
0- 0	0- 0	0- 0	NEUTRAL	0- 0	0- 0	0- 0				
0- 7	0- 2	0- 2	NON-CONFERENCE	0- 1	0- 2	0- 0				
0- 1	0- 0	0- 0	HOME	0- 0	0- 1	0- 0				
0- 6	0- 2	0- 2	AWAY	0- 1	0- 1	0- 0				
0- 0	0- 0	0- 0	NEUTRAL	0- 0	0- 0	0- 0				
8- 3	0- 0	0- 0	CONFERENCE	0- 0	0- 0	8- 3				
4- 2	0- 0	0- 0	HOME	0- 0	0- 0	4- 2				
4- 1	0- 0	0- 0	AWAY	0- 0	0- 0	4- 1				
0- 0	0- 0	0- 0	NEUTRAL	0- 0	0- 0	0- 0				

RPI 1-25				RPI 26-50				RPI 51-100				RPI 101+ Team's RPI: 182			
RPI	S	Opponent	Score	RPI	S	Opponent	Score	RPI	S	Opponent	Score	RPI	S	Opponent	Score
2	A	Baylor	49 94	26	A	Kentucky	41 91	57	A	Michigan	35 76	110	H	South Alabama	49 53
18	A	Arizona St.	47 69	43	A	TCU	40 69					137	A	Texas Tech	58 76
												199	H	Prairie View	54 55
												209	H	Texas Southern	63 61
												212	A	Grambling	86 81
												212	H	Grambling	71 65
												249	A	Alabama St.	61 78
												285	A	Jackson St.	76 74
												285	H	Jackson St.	52 59
												303	A	Alabama A&M	54 50
												310	H	Mississippi Val.	74 67
												347	H	Ark.-Pine Bluff	73 41
												350	A	Alcorn	75 54
LAST 12 Division I GAMES:															
				285	H	Jackson St.	52 59			347	H	Ark.-Pine Bluff	73 41		
				212	H	Grambling	71 65			285	A	Jackson St.	76 74		
				350	A	Alcorn	75 54			212	A	Grambling	86 81		
				249	A	Alabama St.	61 78			209	H	Texas Southern	63 61		
				303	A	Alabama A&M	54 50			199	H	Prairie View	54 55		
				310	H	Mississippi Val.	74 67			57	A	Michigan	35 76		

Non-Div I Games: Dillard 61 63 Wiley 89 58 Louisiana Col. 77 53 Millsaps 71 36 Southern U.

RPI 1-25				RPI 26-50				RPI 51-100				RPI 101+				Team's RPI: 272	
RPI	S	Opponent	Score	RPI	S	Opponent	Score	RPI	S	Opponent	Score	RPI	S	Opponent	Score		
				38	H	BYU	67 64					103	A	Idaho St.	47	80	
								65	A	Boise St.	53	88	103	H	Idaho St.	57	69
								89	H	Idaho	70	82	138	A	Montana St.	64	69
								91	A	UC Davis	45	68	139	A	Portland St.	49	63
								100	H	Northern Colo.	44	71	163	A	Montana	57	79
												165	A	UC Riverside	50	56	
												168	A	UC Irvine	58	75	
												169	H	Denver	70	71	
												175	A	Oral Roberts	59	64	
												198	H	Eastern Wash.	73	63	
												233	A	Sacramento St.	76	77	
												235	A	Northern Ariz.	82	76	
												235	H	Northern Ariz.	69	78	
												257	H	San Diego	69	59	
												282	H	Utah Valley	60	59	
												315	A	Weber St.	66	67	
												315	H	Weber St.	84	79	
LAST 12 Division I GAMES:																	
				165	A	UC Riverside	50	56	100	H	Northern Colo.	44	71				
				103	A	Idaho St.	47	80	233	A	Sacramento St.	76	77				
				315	A	Weber St.	66	67	139	A	Portland St.	49	63				
				89	H	Idaho	70	82	235	A	Northern Ariz.	82	76				
				198	H	Eastern Wash.	73	63	315	H	Weber St.	84	79				
				235	H	Northern Ariz.	69	78	103	H	Idaho St.	57	69				

Southern Utah

Page 275
















































Average RPI Win:	233	WON-LOST	WINNING	LAST 10	STRENGTH OF	OPP. STRENGTH	TEAM	ADJ.	CONF.	ADJ CONF.
Average RPI Loss:	140	RECORD	PCT. RANK	GAMES	SCHEDULE	OF SCHEDULE	RPI	RPI	RPI	RPI
DIV. I ONLY	7- 16	274	0- 1	107	199	211	211	17	17	
DIV. I NON-CONF.	3- 10	278	0- 0	110	167	240	240	16	16	
TOTALS	RPI 1-25	RPI 26-50	W-L RECORDS	RPI 51-100	RPI 101-150	RPI 150+				
7- 16	0- 1	0- 2	OVERALL	0- 1	0- 7	7- 5				
3- 7	0- 0	0- 1	HOME	0- 1	0- 3	3- 2				
4- 8	0- 1	0- 0	AWAY	0- 0	0- 4	4- 3				
0- 1	0- 0	0- 1	NEUTRAL	0- 0	0- 0	0- 0				
3- 10	0- 1	0- 2	NON-CONFERENCE	0- 1	0- 3	3- 3				
2- 3	0- 0	0- 1	HOME	0- 1	0- 0	2- 1				
1- 6	0- 1	0- 0	AWAY	0- 0	0- 3	1- 2				
0- 1	0- 0	0- 1	NEUTRAL	0- 0	0- 0	0- 0				
4- 6	0- 0	0- 0	CONFERENCE	0- 0	0- 4	4- 2				
1- 4	0- 0	0- 0	HOME	0- 0	0- 3	1- 1				
3- 2	0- 0	0- 0	AWAY	0- 0	0- 1	3- 1				
0- 0	0- 0	0- 0	NEUTRAL	0- 0	0- 0	0- 0				

RPI 1-25				RPI 26-50				RPI 51-100				RPI 101+ Team's RPI: 211			
RPI	S	Opponent	Score	RPI	S	Opponent	Score	RPI	S	Opponent	Score	RPI	S	Opponent	Score
25	A	Buffalo	43 90	32	N	Ohio	53 70	85	H	Kent St.	64 76	104	A	Georgia	40 67
				46	H	Bucknell	46 77					111	H	VCU	50 59
												114	H	Dayton	49 62
												133	A	Penn St.	65 80
												136	A	Akron	58 67
												148	A	Davidson	55 67
												150	H	Duquesne	54 60
												169	A	Denver	62 76
												195	H	Saint Louis	45 62
												197	A	Massachusetts	64 63
												206	A	George Mason	68 57
												206	H	George Mason	64 55
												228	A	Rhode Island	84 68
												238	A	Niagara	76 48
												253	A	Saint Joseph's	41 66
												254	H	Hofstra	59 67
												277	A	Cornell	44 58
												278	H	Siena	74 58
												280	H	Canisius	100 94
LAST 12 Division I GAMES:															
148	A	Davidson	55 67	114	H	Dayton	49 62								
111	H	VCU	50 59	253	A	Saint Joseph's	41 66								
206	H	George Mason	64 55	206	A	George Mason	68 57								
228	A	Rhode Island	84 68	150	H	Duquesne	54 60								
197	A	Massachusetts	64 63	277	A	Cornell	44 58								
195	H	Saint Louis	45 62	25	A	Buffalo	43 90								

Non-Div I Games:





St. Bonaventure

Average RPI Win:	292	WON-LOST	WINNING	LAST 10	STRENGTH OF	OPP. STRENGTH	TEAM	ADJ.	CONF.	ADJ CONF.
Average RPI Loss:	222	RECORD	PCT. RANK	GAMES	SCHEDULE	OF SCHEDULE	RPI	RPI	RPI	RPI
DIV. I ONLY	12- 10	146	0- 1	343	346	261	261	31	31	
DIV. I NON-CONF.	5- 6	177	0- 0	319	320	277	277	31	31	
TOTALS	RPI 1-25	RPI 26-50	W-L RECORDS	RPI 51-100	RPI 101-150	RPI 150+				
12- 10	0- 0	0- 0	OVERALL	0- 1	1- 1	11- 8				
5- 4	0- 0	0- 0	HOME	0- 1	0- 0	5- 3				
6- 5	0- 0	0- 0	AWAY	0- 0	1- 1	5- 4				
1- 1	0- 0	0- 0	NEUTRAL	0- 0	0- 0	1- 1				
5- 6	0- 0	0- 0	NON-CONFERENCE	0- 1	1- 1	4- 4				
2- 2	0- 0	0- 0	HOME	0- 1	0- 0	2- 1				
2- 3	0- 0	0- 0	AWAY	0- 0	1- 1	1- 2				
1- 1	0- 0	0- 0	NEUTRAL	0- 0	0- 0	1- 1				
7- 4	0- 0	0- 0	CONFERENCE	0- 0	0- 0	7- 4				
3- 2	0- 0	0- 0	HOME	0- 0	0- 0	3- 2				
4- 2	0- 0	0- 0	AWAY	0- 0	0- 0	4- 2				
0- 0	0- 0	0- 0	NEUTRAL	0- 0	0- 0	0- 0				

RPI 1-25			RPI 26-50			RPI 51-100			RPI 101+			Team's RPI: 261
RPI	S	Opponent	Score	RPI	S	Opponent	Score	RPI	S	Opponent	Score	
						93  Princeton	64  83			120  Seton Hall	77  100	
										121  Morehead St.	101 94	
										159  Stony Brook	67  74	
										217  Robert Morris	56  75	
										220  Saint Francis (PA)	78 65	
										224  Sacred Heart	56 53	
										224  Sacred Heart	66  68	
										240  Albany (NY)	60  67	
										265  Mt. St. Mary's	75  78	
										292 N Valparaiso	76  78	
										300  Army West Point	57  69	
										304  Manhattan	73 65	
										307  Bryant	60 55	
										308  Loyola Maryland	75 70	
										309  Wagner	85  87	
										309  Wagner	76 61	
										328  Saint Peter's	74 70	
										344  Fairleigh Dickinson	64 53	
										344  Fairleigh Dickinson	73 61	
										348 N Chicago St.	110 73	
										351  LIU Brooklyn	79 67	
LAST 12 Division I GAMES:												
309		Wagner	85  87	224		Sacred Heart	66  68					
344		Fairleigh Dickinson	73 61	220		Saint Francis (PA)	78 65					
224		Sacred Heart	56 53	217		Robert Morris	56  75					
265		Mt. St. Mary's	75  78	307		Bryant	60 55					
344		Fairleigh Dickinson	64 53	309		Wagner	76 61					
351		LIU Brooklyn	79 67	159		Stony Brook	67  74					

Non-Div I Games: Mercy 102 51

St. Francis Brooklyn

 Loss,  Non-Conf, S Site,  Home  Away N Neutral

Average RPI Win:	187	WON-LOST	WINNING	LAST 10	STRENGTH OF	OPP. STRENGTH	TEAM	ADJ.	CONF.	ADJ CONF.
Average RPI Loss:	58	RECORD	PCT. RANK	GAMES	SCHEDULE	OF SCHEDULE	RPI	RPI	RPI	RPI
DIV. I ONLY	12- 12	163	1- 0	82	43	109	109	6	6	
DIV. I NON-CONF.	7- 4	108	0- 0	202	43	104	104	4	4	
TOTALS	RPI 1-25	RPI 26-50	W-L RECORDS	RPI 51-100	RPI 101-150	RPI 150+				
12- 12	0- 3	0- 5	OVERALL	3- 0	2- 4	7- 0				
4- 5	0- 1	0- 2	HOME	2- 0	0- 2	2- 0				
6- 6	0- 1	0- 3	AWAY	0- 0	2- 2	4- 0				
2- 1	0- 1	0- 0	NEUTRAL	1- 0	0- 0	1- 0				
7- 4	0- 2	0- 1	NON-CONFERENCE	2- 0	0- 1	5- 0				
2- 1	0- 1	0- 0	HOME	1- 0	0- 0	1- 0				
3- 2	0- 0	0- 1	AWAY	0- 0	0- 1	3- 0				
2- 1	0- 1	0- 0	NEUTRAL	1- 0	0- 0	1- 0				
5- 8	0- 1	0- 4	CONFERENCE	1- 0	2- 3	2- 0				
2- 4	0- 0	0- 2	HOME	1- 0	0- 2	1- 0				
3- 4	0- 1	0- 2	AWAY	0- 0	2- 1	1- 0				
0- 0	0- 0	0- 0	NEUTRAL	0- 0	0- 0	0- 0				

RPI 1-25				RPI 26-50				RPI 51-100				RPI 101+ Team's RPI: 109			
RPI	S	Opponent	Score	RPI	S	Opponent	Score	RPI	S	Opponent	Score	RPI	S	Opponent	Score
6	N	UConn	55 65	34	A	DePaul	64 73	52	N	Purdue	68 62	115	A	Creighton	51 45
8	A	Marquette	73 83	35	A	James Madison	51 64	73	H	Yale	56 52	115	H	Creighton	63 65
16	H	Florida St.	53 57	41	H	Villanova	57 73	92	H	Georgetown	59 51	117	A	Providence	60 57
				44	A	Butler	45 66					117	H	Providence	66 67
				44	H	Butler	68 73					119	A	Wake Forest	59 64
												120	A	Seton Hall	67 77
												171	A	Xavier	76 57
												171	H	Xavier	70 41
												196	N	Ole Miss	64 59
												284	A	La Salle	83 57
												300	A	Army West Point	60 49
												331	A	Iona	61 35
												346	H	Delaware St.	82 44
LAST 12 Division I GAMES:															
117	A	Providence	60 57	8	A	Marquette	73 83								
115	A	Creighton	51 45	34	A	DePaul	64 73								
171	H	Xavier	70 41	115	H	Creighton	63 65								
44	H	Butler	68 73	117	H	Providence	66 67								
41	H	Villanova	57 73	44	A	Butler	45 66								
92	H	Georgetown	59 51	171	A	Xavier	76 57								

Non-Div I Games:

St. John's (NY)

■ Loss,
■ Non-Conf,
■ S Site,
■ H Home
■ A Away
N Neutral

Average RPI Win: 91		WON-LOST	WINNING	LAST 10	STRENGTH OF	OPP. STRENGTH	TEAM	ADJ.	CONF.	ADJ CONF.
Average RPI Loss: 26		RECORD	PCT. RANK	GAMES	SCHEDULE	OF SCHEDULE	RPI	RPI	RPI	RPI
DIV. I ONLY		19- 4	20	0- 1	3	14	5	5	2	2
DIV. I NON-CONF.		10- 1	17	0- 0	8	42	2	2	2	2
TOTALS		RPI 1-25	RPI 26-50		W-L RECORDS		RPI 51-100	RPI 101-150		RPI 150+
19- 4	3- 2	4- 1		OVERALL		6- 1	3- 0		3- 0	
11- 1	1- 1	4- 0		HOME		2- 0	2- 0		2- 0	
6- 3	2- 1	0- 1		AWAY		2- 1	1- 0		1- 0	
2- 0	0- 0	0- 0		NEUTRAL		2- 0	0- 0		0- 0	
10- 1	2- 1	0- 0		NON-CONFERENCE		5- 0	0- 0		3- 0	
5- 0	1- 0	0- 0		HOME		2- 0	0- 0		2- 0	
3- 1	1- 1	0- 0		AWAY		1- 0	0- 0		1- 0	
2- 0	0- 0	0- 0		NEUTRAL		2- 0	0- 0		0- 0	
9- 3	1- 1	4- 1		CONFERENCE		1- 1	3- 0		0- 0	
6- 1	0- 1	4- 0		HOME		0- 0	2- 0		0- 0	
3- 2	1- 0	0- 1		AWAY		1- 1	1- 0		0- 0	
0- 0	0- 0	0- 0		NEUTRAL		0- 0	0- 0		0- 0	

RPI	S	Opponent	Score	RPI	S	Opponent	Score	RPI	S	Opponent	Score	RPI	S	Opponent	Score
2	H	Baylor	68 63	30	H	Oregon St.	61 44	51	A	Utah	68 75	122	H	Washington St.	85 64
4	H	Oregon	48 88	36	A	California	80 81	61	A	Tennessee	95 85	135	A	Colorado	80 69
13	A	Gonzaga	73 79	36	H	California	75 50	68	N	FGCU	88 65	145	H	Washington	91 54
18	A	Arizona St.	72 65	37	H	UCLA	86 80	80	A	Arizona	78 48	158	H	CSUN	69 43
25	A	Buffalo	62 55	49	H	Southern California	72 64	89	H	Idaho	115 71	241	H	San Francisco	96 62
								91	H	UC Davis	71 43	243	A	Hawaii	81 59
								95	N	American	71 49				
LAST 12 Division I GAMES:															
4	H	Oregon	48 88	122	H	Washington St.	85 64								
30	H	Oregon St.	61 44	145	H	Washington	91 54								
36	H	California	75 50	80	A	Arizona	78 48								
36	A	California	80 81	18	A	Arizona St.	72 65								
51	A	Utah	68 75	37	H	UCLA	86 80								
135	A	Colorado	80 69	49	H	Southern California	72 64								

Non-Div I Games:

Stanford

Average RPI Win: 286	WON-LOST	WINNING	LAST 10	STRENGTH OF	OPP. STRENGTH	TEAM	ADJ.	CONF.	ADJ CONF.
Average RPI Loss: 122	RECORD	PCT. RANK	GAMES	SCHEDULE	OF SCHEDULE	RPI	RPI	RPI	RPI
DIV. I ONLY	10- 11	180	1- 0	248	212	214	214	24	24
DIV. I NON-CONF.	3- 9	271	0- 0	127	160	270	270	26	26
TOTALS	RPI 1-25	RPI 26-50	W-L RECORDS	RPI 51-100	RPI 101-150	RPI 150+			
10- 11	0- 1	0- 1	OVERALL	0- 3	0- 4	10- 2			
7- 2	0- 1	0- 0	HOME	0- 1	0- 0	7- 0			
3- 6	0- 0	0- 1	AWAY	0- 1	0- 3	3- 1			
0- 3	0- 0	0- 0	NEUTRAL	0- 1	0- 1	0- 1			
3- 9	0- 1	0- 1	NON-CONFERENCE	0- 3	0- 3	3- 1			
3- 2	0- 1	0- 0	HOME	0- 1	0- 0	3- 0			
0- 4	0- 0	0- 1	AWAY	0- 1	0- 2	0- 0			
0- 3	0- 0	0- 0	NEUTRAL	0- 1	0- 1	0- 1			
7- 2	0- 0	0- 0	CONFERENCE	0- 0	0- 1	7- 1			
4- 0	0- 0	0- 0	HOME	0- 0	0- 0	4- 0			
3- 2	0- 0	0- 0	AWAY	0- 0	0- 1	3- 1			
0- 0	0- 0	0- 0	NEUTRAL	0- 0	0- 0	0- 0			

RPI 1-25				RPI 26-50				RPI 51-100				RPI 101+ Team's RPI: 214			
RPI	S	Opponent	Score	RPI	S	Opponent	Score	RPI	S	Opponent	Score	RPI	S	Opponent	Score
14	H	UCF	55 78	29	A	Texas	46 65	61	A	Tennessee	55 65	131	A	Alabama	47 59
								72	H	Penn	53 75	140	A	North Ala.	55 71
								76	N	Wright St.	44 57	147	N	Marist	69 76
												149	A	Tulsa	54 55
												225	H	North Dakota	74 63
												232	A	Liberty	68 56
												232	H	Liberty	69 52
												236	A	Jacksonville	69 56
												254	N	Hofstra	50 53
												274	A	North Florida	57 71
												298	H	Kennesaw St.	76 69
												320	H	NJIT	74 48
												322	H	North Dakota St.	60 59
												323	A	Lipscomb	80 65
												323	H	Lipscomb	76 49
												349	H	Florida A&M	69 44
LAST 12 Division I GAMES:															
232	A	Liberty	68 56	274	A	North Florida	57 71								
298	H	Kennesaw St.	76 69	323	A	Lipscomb	80 65								
236	A	Jacksonville	69 56	232	H	Liberty	69 52								
323	H	Lipscomb	76 49	72	H	Penn	53 75								
320	H	NJIT	74 48	322	H	North Dakota St.	60 59								
140	A	North Ala.	55 71	349	H	Florida A&M	69 44								

Non-Div I Games: Central St. (OH) 81 51 Webber Int'l 80 52

Stetson

Loss, Non-Conf, S Site, H Home A Away N Neutral

Stony Brook

Through Games Of Feb. 11, 2019

Average RPI Win:	282	WON-LOST	WINNING	LAST 10	STRENGTH OF	OPP. STRENGTH	TEAM	ADJ.	CONF.	ADJ CONF.
Average RPI Loss:	106	RECORD	PCT. RANK	GAMES	SCHEDULE	OF SCHEDULE	RPI	RPI	RPI	RPI
DIV. I ONLY	17- 6	51	1- 0	318	262	159	159	23	23	
DIV. I NON-CONF.	10- 2	37	0- 0	302	271	96	96	25	25	
TOTALS	RPI 1-25	RPI 26-50	W-L RECORDS	RPI 51-100	RPI 101-150	RPI 150+				
17- 6	0- 1	0- 0	OVERALL	0- 2	1- 2	16- 1				
9- 3	0- 0	0- 0	HOME	0- 1	0- 1	9- 1				
8- 3	0- 1	0- 0	AWAY	0- 1	1- 1	7- 0				
0- 0	0- 0	0- 0	NEUTRAL	0- 0	0- 0	0- 0				
10- 2	0- 1	0- 0	NON-CONFERENCE	0- 1	1- 0	9- 0				
6- 0	0- 0	0- 0	HOME	0- 0	0- 0	6- 0				
4- 2	0- 1	0- 0	AWAY	0- 1	1- 0	3- 0				
0- 0	0- 0	0- 0	NEUTRAL	0- 0	0- 0	0- 0				
7- 4	0- 0	0- 0	CONFERENCE	0- 1	0- 2	7- 1				
3- 3	0- 0	0- 0	HOME	0- 1	0- 1	3- 1				
4- 1	0- 0	0- 0	AWAY	0- 0	0- 1	4- 0				
0- 0	0- 0	0- 0	NEUTRAL	0- 0	0- 0	0- 0				

RPI 1-25				RPI 26-50				RPI 51-100				RPI 101+ Team's RPI: 159			
RPI	S	Opponent	Score	RPI	S	Opponent	Score	RPI	S	Opponent	Score	RPI	S	Opponent	Score
19	A	Rutgers	47 61					75	H	Maine	54 68	107	A	Hartford	62 73
								87	A	Toledo	48 80	107	H	Hartford	36 64
												133	A	Penn St.	81 70
												224	A	Sacred Heart	73 58
												240	H	Albany (NY)	49 54
												254	H	Hofstra	77 49
												261	H	St. Francis Brooklyn	74 67
												265	A	Binghamton	65 56
												265	H	Binghamton	68 53
												276	A	Vermont	67 61
												277	H	Cornell	63 61
												288	H	Ga. Southern	72 43
												301	H	UMBC	57 44
												304	A	Manhattan	79 48
												309	H	Wagner	70 45
												312	A	New Hampshire	82 63
												321	A	UMass Lowell	64 47
												321	H	UMass Lowell	76 56
												331	A	Iona	53 51
												344	H	Fairleigh Dickinson	63 49
LAST 12 Division I GAMES:															
321	A	UMass Lowell	64 47	75	H	Maine	54 68	312	A	New Hampshire	82 63				
265	H	Binghamton	68 53	265	A	Binghamton	65 56	321	H	UMass Lowell	76 56				
107	A	Hartford	62 73	107	H	Hartford	36 64								
301	H	UMBC	57 44												
276	A	Vermont	67 61												
240	H	Albany (NY)	49 54												

Non-Div I Games: SUNY New Paltz 87 50

Stony Brook

Loss, Non-Conf, S Site, H Home A Away N Neutral

Average RPI Win: 96		WON-LOST	WINNING	LAST 10	STRENGTH OF	OPP. STRENGTH	TEAM	ADJ.	CONF.	ADJ CONF.
Average RPI Loss: 37		RECORD	PCT. RANK	GAMES	SCHEDULE	OF SCHEDULE	RPI	RPI	RPI	RPI
DIV. I ONLY		18- 5	32	1- 0	6	25	9	9	1	1
DIV. I NON-CONF.		11- 2	32	0- 0	9	74	6	6	1	1
TOTALS		RPI 1-25	RPI 26-50		W-L RECORDS		RPI 51-100	RPI 101-150		RPI 150+
18- 5	3- 3	2- 1		OVERALL		6- 0	4- 1		3- 0	
9- 1	2- 1	1- 0		HOME		1- 0	2- 0		3- 0	
4- 4	0- 2	0- 1		AWAY		3- 0	1- 1		0- 0	
5- 0	1- 0	1- 0		NEUTRAL		2- 0	1- 0		0- 0	
11- 2	2- 1	2- 0		NON-CONFERENCE		2- 0	2- 1		3- 0	
6- 0	1- 0	1- 0		HOME		0- 0	1- 0		3- 0	
0- 2	0- 1	0- 0		AWAY		0- 0	0- 1		0- 0	
5- 0	1- 0	1- 0		NEUTRAL		2- 0	1- 0		0- 0	
7- 3	1- 2	0- 1		CONFERENCE		4- 0	2- 0		0- 0	
3- 1	1- 1	0- 0		HOME		1- 0	1- 0		0- 0	
4- 2	0- 1	0- 1		AWAY		3- 0	1- 0		0- 0	
0- 0	0- 0	0- 0		NEUTRAL		0- 0	0- 0		0- 0	

RPI	S	Opponent	Score	RPI	S	Opponent	Score	RPI	S	Opponent	Score	RPI	S	Opponent	Score
3	A	Louisville	51 76	34	N	DePaul	83 81	54	N	Kansas St.	70 61	105	H	Boston College	96 69
4	A	Oregon	73 75	42	A	Georgia Tech	55 65	58	A	Clemson	84 75	112	A	Minnesota	68 72
14	N	UCF	57 52	46	H	Bucknell	70 56	71	A	Virginia Tech	75 73	116	H	Towson	98 55
21	H	Texas A&M	75 65					74	A	Duke	64 55	127	A	Pittsburgh	82 50
23	H	Miami (FL)	71 84					93	N	Princeton	92 61	150	N	Duquesne	87 71
24	H	North Carolina	90 77					96	H	Virginia	72 68	178	H	UMES	96 51
												225	H	North Dakota	85 49
												238	H	Niagara	94 45
LAST 12 Division I GAMES:															
105	H	Boston College	96 69	127	A	Pittsburgh	82 50								
3	A	Louisville	51 76	24	H	North Carolina	90 77								
96	H	Virginia	72 68	71	A	Virginia Tech	75 73								
74	A	Duke	64 55	58	A	Clemson	84 75								
23	H	Miami (FL)	71 84	14	N	UCF	57 52								
42	A	Georgia Tech	55 65	150	N	Duquesne	87 71								

Non-Div I Games:

Syracuse

■ Loss,
 ■ Non-Conf,
 ■ S Site,
 ■ Home
 ■ A Away
 N Neutral

Average RPI Win:	177	WON-LOST	WINNING	LAST 10	STRENGTH OF	OPP. STRENGTH	TEAM	ADJ.	CONF.	ADJ CONF.
Average RPI Loss:	31	RECORD	PCT. RANK	GAMES	SCHEDULE	OF SCHEDULE	RPI	RPI	RPI	RPI
DIV. I ONLY	17- 6	51	0- 1	84	56	43	43	3	3	
DIV. I NON-CONF.	10- 1	17	0- 0	297	220	86	86	3	3	
TOTALS	RPI 1-25	RPI 26-50	W-L RECORDS	RPI 51-100	RPI 101-150	RPI 150+				
17- 6	0- 3	0- 2	OVERALL	2- 0	6- 1	9- 0				
13- 1	0- 1	0- 0	HOME	1- 0	5- 0	7- 0				
4- 4	0- 2	0- 1	AWAY	1- 0	1- 1	2- 0				
0- 1	0- 0	0- 1	NEUTRAL	0- 0	0- 0	0- 0				
10- 1	0- 0	0- 1	NON-CONFERENCE	0- 0	2- 0	8- 0				
8- 0	0- 0	0- 0	HOME	0- 0	2- 0	6- 0				
2- 0	0- 0	0- 0	AWAY	0- 0	0- 0	2- 0				
0- 1	0- 0	0- 1	NEUTRAL	0- 0	0- 0	0- 0				
7- 5	0- 3	0- 1	CONFERENCE	2- 0	4- 1	1- 0				
5- 1	0- 1	0- 0	HOME	1- 0	3- 0	1- 0				
2- 4	0- 2	0- 1	AWAY	1- 0	1- 1	0- 0				
0- 0	0- 0	0- 0	NEUTRAL	0- 0	0- 0	0- 0				

RPI	S	Opponent	Score	RPI	S	Opponent	Score	RPI	S	Opponent	Score	RPI	S	Opponent	Score
2	A	Baylor	71 89	29	A	Texas	67 73	54	A	Kansas St.	61 47	102	A	Oklahoma St.	71 75
2	H	Baylor	55 79	38	N	BYU	58 61	70	H	West Virginia	62 48	102	H	Oklahoma St.	69 55
10	A	Iowa St.	54 92									118	H	Kansas	58 53
												137	A	Texas Tech	70 63
												137	H	Texas Tech	78 70
												138	H	Montana St.	71 49
												150	H	Duquesne	61 48
												162	H	Oklahoma	86 71
												182	H	Southern U.	69 40
												188	H	Sam Houston St.	72 59
												196	A	Ole Miss	55 50
												202	A	San Diego St.	81 64
												205	H	SMU	65 63
												300	H	Army West Point	63 38
												310	H	Mississippi Val.	96 47
												350	H	Alcorn	88 31
LAST 12 Division I GAMES:															
2	A	Baylor	71 89	29	A	Texas	67 73	137	H	Texas Tech	78 70	2	H	Baylor	55 79
137	A	Texas Tech	70 63	102	H	Oklahoma St.	69 55	10	A	Iowa St.	54 92	102	A	Oklahoma St.	71 75
54	A	Kansas St.	61 47	118	H	Kansas	58 53	70	H	West Virginia	62 48				
162	H	Oklahoma	86 71												

Non-Div I Games:

TCU

Average RPI Win:	239	WON-LOST	WINNING	LAST 10	STRENGTH OF	OPP. STRENGTH	TEAM	ADJ.	CONF.	ADJ CONF.
Average RPI Loss:	84	RECORD	PCT. RANK	GAMES	SCHEDULE	OF SCHEDULE	RPI	RPI	RPI	RPI
DIV. I ONLY	8- 15	253	0- 1	83	86	170	170	9	9	
DIV. I NON-CONF.	4- 9	252	0- 0	174	78	214	214	9	9	
TOTALS	RPI 1-25	RPI 26-50	W-L RECORDS	RPI 51-100	RPI 101-150	RPI 150+				
8- 15	0- 4	0- 2	OVERALL	0- 3	2- 5	6- 1				
5- 3	0- 1	0- 0	HOME	0- 0	1- 2	4- 0				
3- 11	0- 3	0- 2	AWAY	0- 2	1- 3	2- 1				
0- 1	0- 0	0- 0	NEUTRAL	0- 1	0- 0	0- 0				
4- 9	0- 2	0- 2	NON-CONFERENCE	0- 2	0- 2	4- 1				
3- 0	0- 0	0- 0	HOME	0- 0	0- 0	3- 0				
1- 8	0- 2	0- 2	AWAY	0- 1	0- 2	1- 1				
0- 1	0- 0	0- 0	NEUTRAL	0- 1	0- 0	0- 0				
4- 6	0- 2	0- 0	CONFERENCE	0- 1	2- 3	2- 0				
2- 3	0- 1	0- 0	HOME	0- 0	1- 2	1- 0				
2- 3	0- 1	0- 0	AWAY	0- 1	1- 1	1- 0				
0- 0	0- 0	0- 0	NEUTRAL	0- 0	0- 0	0- 0				

RPI 1-25				RPI 26-50				RPI 51-100				RPI 101+				Team's RPI: 170	
RPI	S	Opponent	Score	RPI	S	Opponent	Score	RPI	S	Opponent	Score	RPI	S	Opponent	Score		
6	A	UConn	74 109	34	A	DePaul	88 102	72	A	Penn	62 71	101	A	Houston	65 78		
6	H	UConn	67 88	41	A	Villanova	68 76	86	A	Cincinnati	52 72	101	H	Houston	76 65		
15	A	South Carolina	60 88					94	N	Radford	50 56	144	H	Tulane	57 66		
23	A	Miami (FL)	61 73									146	H	South Fla.	53 63		
												147	A	Marist	68 74		
												149	A	Tulsa	75 61		
												150	A	Duquesne	53 54		
												196	A	Ole Miss	55 62		
												204	H	East Carolina	84 62		
												246	A	Wichita St.	65 40		
												253	A	Saint Joseph's	58 52		
												284	H	La Salle	75 47		
												331	H	Iona	59 39		
												346	H	Delaware St.	75 61		
LAST 12 Division I GAMES:																	
6	A	UConn	74 109	6	H	UConn	67 88										
101	H	Houston	76 65	86	A	Cincinnati	52 72										
246	A	Wichita St.	65 40	101	A	Houston	65 78										
149	A	Tulsa	75 61	144	H	Tulane	57 66										
204	H	East Carolina	84 62	146	H	South Fla.	53 63										
72	A	Penn	62 71	150	A	Duquesne	53 54										

Non-Div I Games:

Temple

Average RPI Win:	166	WON-LOST	WINNING	LAST 10	STRENGTH OF	OPP. STRENGTH	TEAM	ADJ.	CONF.	ADJ CONF.
Average RPI Loss:	49	RECORD	PCT. RANK	GAMES	SCHEDULE	OF SCHEDULE	RPI	RPI	RPI	RPI
DIV. I ONLY	15- 8	90	1- 0	46	60	61	61	5	5	
DIV. I NON-CONF.	11- 2	32	1- 0	69	86	35	35	5	5	
TOTALS	RPI 1-25	RPI 26-50	W-L RECORDS	RPI 51-100	RPI 101-150	RPI 150+				
15- 8	0- 3	2- 2	OVERALL	3- 1	2- 2	8- 0				
9- 5	0- 2	0- 2	HOME	2- 1	0- 0	7- 0				
4- 3	0- 1	2- 0	AWAY	0- 0	1- 2	1- 0				
2- 0	0- 0	0- 0	NEUTRAL	1- 0	1- 0	0- 0				
11- 2	0- 2	1- 0	NON-CONFERENCE	2- 0	2- 0	6- 0				
7- 2	0- 2	0- 0	HOME	1- 0	0- 0	6- 0				
2- 0	0- 0	1- 0	AWAY	0- 0	1- 0	0- 0				
2- 0	0- 0	0- 0	NEUTRAL	1- 0	1- 0	0- 0				
4- 6	0- 1	1- 2	CONFERENCE	1- 1	0- 2	2- 0				
2- 3	0- 0	0- 2	HOME	1- 1	0- 0	1- 0				
2- 3	0- 1	1- 0	AWAY	0- 0	0- 2	1- 0				
0- 0	0- 0	0- 0	NEUTRAL	0- 0	0- 0	0- 0				

RPI	S	Opponent	Score	RPI	S	Opponent	Score	RPI	S	Opponent	Score	RPI	S	Opponent	Score
1	H	Notre Dame	62 77	26	H	Kentucky	71 73	55	H	LSU	74 65	102	A	Oklahoma St.	76 63
5	H	Stanford	85 95	29	A	Texas	88 82	58	N	Clemson	78 66	104	A	Georgia	62 66
7	A	Mississippi St.	63 91	33	H	Missouri	64 66	64	H	Belmont	84 76	125	N	UAB	73 69
				50	A	Auburn	78 69	82	H	Arkansas	79 80	131	A	Alabama	65 86
												177	A	Vanderbilt	82 65
												194	H	UNC Asheville	73 46
												210	H	Florida	67 50
												214	H	Stetson	65 55
												244	H	ETSU	80 61
												281	H	Murray St.	98 77
												335	H	Presbyterian	97 49
												349	H	Florida A&M	96 31
LAST 12 Division I GAMES:															
125	N	UAB	73 69	82	H	Arkansas	79 80	131	A	Alabama	65 86	26	H	Kentucky	71 73
7	A	Mississippi St.	63 91	50	A	Auburn	78 69	104	A	Georgia	62 66	33	H	Missouri	64 66
177	A	Vanderbilt	82 65												
210	H	Florida	67 50												
55	H	LSU	74 65												
1	H	Notre Dame	62 77												

Non-Div I Games:

Tennessee

Average RPI Win:	289	WON-LOST	WINNING	LAST 10	STRENGTH OF	OPP. STRENGTH	TEAM	ADJ.	CONF.	ADJ CONF.
Average RPI Loss:	151	RECORD	PCT. RANK	GAMES	SCHEDULE	OF SCHEDULE	RPI	RPI	RPI	RPI
DIV. I ONLY	4- 20	327	1- 0	172	178	290	290	22	22	
DIV. I NON-CONF.	0- 12	336	0- 0	156	94	324	324	21	21	
TOTALS	RPI 1-25	RPI 26-50	W-L RECORDS	RPI 51-100	RPI 101-150	RPI 150+				
4- 20	0- 1	0- 1	OVERALL	0- 3	0- 7	4- 8				
2- 5	0- 0	0- 0	HOME	0- 0	0- 4	2- 1				
2- 12	0- 1	0- 1	AWAY	0- 2	0- 2	2- 6				
0- 3	0- 0	0- 0	NEUTRAL	0- 1	0- 1	0- 1				
0- 12	0- 1	0- 1	NON-CONFERENCE	0- 2	0- 2	0- 6				
0- 1	0- 0	0- 0	HOME	0- 0	0- 1	0- 0				
0- 8	0- 1	0- 1	AWAY	0- 1	0- 0	0- 5				
0- 3	0- 0	0- 0	NEUTRAL	0- 1	0- 1	0- 1				
4- 8	0- 0	0- 0	CONFERENCE	0- 1	0- 5	4- 2				
2- 4	0- 0	0- 0	HOME	0- 0	0- 3	2- 1				
2- 4	0- 0	0- 0	AWAY	0- 1	0- 2	2- 1				
0- 0	0- 0	0- 0	NEUTRAL	0- 0	0- 0	0- 0				

RPI 1-25				RPI 26-50				RPI 51-100				RPI 101+ Team's RPI: 290			
RPI	S	Opponent	Score	RPI	S	Opponent	Score	RPI	S	Opponent	Score	RPI	S	Opponent	Score
3	A	Louisville	52 107	34	A	DePaul	73 95	64	A	Belmont	46 80	110	H	South Alabama	56 78
								79	A	Troy	67 92	121	A	Morehead St.	55 71
								82	N	Arkansas	55 79	121	H	Morehead St.	62 85
												127	N	Pittsburgh	56 78
												130	A	Tennessee Tech	65 76
												130	H	Tennessee Tech	59 69
												134	H	UT Martin	61 73
												177	A	Vanderbilt	63 89
												181	A	Ball St.	51 90
												185	N	Wisconsin	53 58
												201	H	Jacksonville St.	52 62
												222	H	Southeast Mo. St.	62 59
												226	A	Marshall	59 80
												281	A	Murray St.	65 61
												287	A	Austin Peay	47 74
												303	A	Alabama A&M	57 67
												323	A	Lipscomb	62 64
												327	A	Eastern Ky.	57 31
												327	H	Eastern Ky.	60 38
LAST 12 Division I GAMES:															
327	A	Eastern Ky.	57 31	64	A	Belmont	46 80								
121	A	Morehead St.	55 71	130	A	Tennessee Tech	65 76								
222	H	Southeast Mo. St.	62 59	121	H	Morehead St.	62 85								
134	H	UT Martin	61 73	327	H	Eastern Ky.	60 38								
281	A	Murray St.	65 61	201	H	Jacksonville St.	52 62								
287	A	Austin Peay	47 74	130	H	Tennessee Tech	59 69								

Non-Div I Games:

Tennessee St.

■ Loss,
 ■ Non-Conf,
 ■ S Site,
 ■ Home
 ■ A Away
 N Neutral

Average RPI Win:	239	WON-LOST	WINNING	LAST 10	STRENGTH OF	OPP. STRENGTH	TEAM	ADJ.	CONF.	ADJ CONF.
Average RPI Loss:	159	RECORD	PCT. RANK	GAMES	SCHEDULE	OF SCHEDULE	RPI	RPI	RPI	RPI
DIV. I ONLY	15- 6	66	1- 0	294	236	130	130	22	22	
DIV. I NON-CONF.	6- 3	91	0- 0	268	194	120	120	21	21	
TOTALS	RPI 1-25	RPI 26-50	W-L RECORDS	RPI 51-100	RPI 101-150	RPI 150+				
15- 6	0- 0	0- 0	OVERALL	2- 2	1- 1	12- 3				
7- 1	0- 0	0- 0	HOME	1- 0	0- 0	6- 1				
8- 4	0- 0	0- 0	AWAY	1- 1	1- 1	6- 2				
0- 1	0- 0	0- 0	NEUTRAL	0- 1	0- 0	0- 0				
6- 3	0- 0	0- 0	NON-CONFERENCE	1- 2	0- 0	5- 1				
3- 0	0- 0	0- 0	HOME	1- 0	0- 0	2- 0				
3- 2	0- 0	0- 0	AWAY	0- 1	0- 0	3- 1				
0- 1	0- 0	0- 0	NEUTRAL	0- 1	0- 0	0- 0				
9- 3	0- 0	0- 0	CONFERENCE	1- 0	1- 1	7- 2				
4- 1	0- 0	0- 0	HOME	0- 0	0- 0	4- 1				
5- 2	0- 0	0- 0	AWAY	1- 0	1- 1	3- 1				
0- 0	0- 0	0- 0	NEUTRAL	0- 0	0- 0	0- 0				

RPI 1-25				RPI 26-50				RPI 51-100				RPI 101+				Team's RPI: 130	
RPI	S	Opponent	Score	RPI	S	Opponent	Score	RPI	S	Opponent	Score	RPI	S	Opponent	Score		
								56	H	Middle Tenn.	68 64	121	A	Morehead St.	56 77		
								64	A	Belmont	77 72	134	A	UT Martin	80 76		
								69	N	Old Dominion	73 80	171	A	Xavier	60 70		
								82	A	Arkansas	42 65	194	H	UNC Asheville	60 53		
												201	A	Jacksonville St.	66 49		
												222	A	Southeast Mo. St.	53 62		
												246	A	Wichita St.	55 45		
												256	H	SIUE	79 55		
												271	H	Eastern Ill.	99 88		
												281	H	Murray St.	74 65		
												287	H	Austin Peay	65 72		
												290	A	Tennessee St.	69 59		
												290	H	Tennessee St.	76 65		
												316	A	Charleston So.	77 55		
												323	A	Lipscomb	67 52		
												327	A	Eastern Ky.	81 68		
												337	H	Western Caro.	77 58		
LAST 12 Division I GAMES:																	
				134	A	UT Martin	80 76					201	A	Jacksonville St.	66 49		
				222	A	Southeast Mo. St.	53 62					290	H	Tennessee St.	76 65		
				281	H	Murray St.	74 65					271	H	Eastern Ill.	99 88		
				287	H	Austin Peay	65 72					256	H	SIUE	79 55		
				327	A	Eastern Ky.	81 68					64	A	Belmont	77 72		
				121	A	Morehead St.	56 77					290	A	Tennessee St.	69 59		

Non-Div I Games: Tenn. Wesleyan 100 58 Cumberland (TN) 88 55

Tennessee Tech

Loss, Non-Conf, S Site, H Home A Away N Neutral

Average RPI Win:	152	WON-LOST	WINNING	LAST 10	STRENGTH OF	OPP. STRENGTH	TEAM	ADJ.	CONF.	ADJ CONF.
Average RPI Loss:	39	RECORD	PCT. RANK	GAMES	SCHEDULE	OF SCHEDULE	RPI	RPI	RPI	RPI
DIV. I ONLY	19- 5	30	2- 0	51	67	29	29	3	3	
DIV. I NON-CONF.	10- 2	37	2- 0	118	195	56	56	3	3	
TOTALS	RPI 1-25	RPI 26-50	W-L RECORDS	RPI 51-100	RPI 101-150	RPI 150+				
19- 5	1- 2	1- 0	OVERALL	3- 3	6- 0	8- 0				
9- 4	0- 2	1- 0	HOME	0- 2	3- 0	5- 0				
7- 1	1- 0	0- 0	AWAY	1- 1	2- 0	3- 0				
3- 0	0- 0	0- 0	NEUTRAL	2- 0	1- 0	0- 0				
10- 2	0- 1	0- 0	NON-CONFERENCE	2- 1	2- 0	6- 0				
5- 2	0- 1	0- 0	HOME	0- 1	1- 0	4- 0				
2- 0	0- 0	0- 0	AWAY	0- 0	0- 0	2- 0				
3- 0	0- 0	0- 0	NEUTRAL	2- 0	1- 0	0- 0				
9- 3	1- 1	1- 0	CONFERENCE	1- 2	4- 0	2- 0				
4- 2	0- 1	1- 0	HOME	0- 1	2- 0	1- 0				
5- 1	1- 0	0- 0	AWAY	1- 1	2- 0	1- 0				
0- 0	0- 0	0- 0	NEUTRAL	0- 0	0- 0	0- 0				

RPI	S	Opponent	Score	RPI	S	Opponent	Score	Team's RPI: 29	RPI	S	Opponent	Score	RPI	S	Opponent	Score
2	H	Baylor	68 74	43	H	TCU	73 67		54	A	Kansas St.	69 87	102	H	Oklahoma St.	60 51
7	H	Mississippi St.	49 67						57	N	Michigan	69 52	118	A	Kansas	91 73
10	A	Iowa St.	64 62						61	H	Tennessee	82 88	118	H	Kansas	62 43
									66	N	Quinnipiac	56 55	129	N	Fordham	72 54
									70	A	West Virginia	70 58	137	A	Texas Tech	78 71
									70	H	West Virginia	58 64	150	H	Duquesne	78 41
													162	A	Oklahoma	76 67
													162	H	Oklahoma	73 63
													172	A	North Texas	64 54
													214	H	Stetson	65 46
													219	A	UTRGV	81 66
													297	H	UTSA	98 54
													330	H	McNeese	96 40
													333	H	Northwestern St.	104 66
LAST 12 Division I GAMES:																
129	N	Fordham	72 54	137	A	Texas Tech	78 71									
57	N	Michigan	69 52	118	H	Kansas	62 43									
118	A	Kansas	91 73	43	H	TCU	73 67									
2	H	Baylor	68 74	54	A	Kansas St.	69 87									
162	A	Oklahoma	76 67	10	A	Iowa St.	64 62									
70	H	West Virginia	58 64	162	H	Oklahoma	73 63									

Non-Div I Games:

Texas

■ Loss,
 ■ Non-Conf,
 ■ S Site,
 ■ H Home
 ■ A Away
 N Neutral

Average RPI Win: 134		WON-LOST	WINNING	LAST 10	STRENGTH OF	OPP. STRENGTH	TEAM	ADJ.	CONF.	ADJ CONF.
Average RPI Loss: 34		RECORD	PCT. RANK	GAMES	SCHEDULE	OF SCHEDULE	RPI	RPI	RPI	RPI
DIV. I ONLY		18- 5	32	0- 1	41	47	21	21	5	5
DIV. I NON-CONF.		11- 2	32	0- 0	35	88	18	18	5	5
TOTALS		RPI 1-25	RPI 26-50		W-L RECORDS		RPI 51-100	RPI 101-150	RPI 150+	
18- 5	0- 2	5- 1		OVERALL		1- 2	3- 0	9- 0		
10- 2	0- 1	3- 0		HOME		0- 1	1- 0	6- 0		
6- 3	0- 1	1- 1		AWAY		1- 1	2- 0	2- 0		
2- 0	0- 0	1- 0		NEUTRAL		0- 0	0- 0	1- 0		
11- 2	0- 1	3- 0		NON-CONFERENCE		1- 1	1- 0	6- 0		
7- 1	0- 0	2- 0		HOME		0- 1	0- 0	5- 0		
2- 1	0- 1	0- 0		AWAY		1- 0	1- 0	0- 0		
2- 0	0- 0	1- 0		NEUTRAL		0- 0	0- 0	1- 0		
7- 3	0- 1	2- 1		CONFERENCE		0- 1	2- 0	3- 0		
3- 1	0- 1	1- 0		HOME		0- 0	1- 0	1- 0		
4- 2	0- 0	1- 1		AWAY		0- 1	1- 0	2- 0		
0- 0	0- 0	0- 0		NEUTRAL		0- 0	0- 0	0- 0		

RPI 1-25				Team's RPI: 21	RPI 26-50				RPI 51-100				RPI 101+			
RPI	S	Opponent	Score		RPI	S	Opponent	Score	RPI	S	Opponent	Score	RPI	S	Opponent	Score
9	A	Syracuse	65 75		26	H	Kentucky	73 71	55	A	LSU	52 63	101	A	Houston	68 52
15	H	South Carolina	57 60		30	N	Oregon St.	76 70	59	H	Lamar University	68 74	104	A	Georgia	76 66
					31	H	Rice	65 54	60	A	Little Rock	61 40	131	H	Alabama	70 43
					33	A	Missouri	65 70					165	N	UC Riverside	70 63
					49	H	Southern California	71 51					174	H	Arkansas St.	97 56
					50	A	Auburn	69 67					177	A	Vanderbilt	50 43
													177	H	Vanderbilt	69 53
													196	A	Ole Miss	72 60
													199	H	Prairie View	70 57
													219	H	UTRGV	84 61
													236	H	Jacksonville	73 53
													289	H	Central Ark.	84 27
LAST 12 Division I GAMES:																
					33	A	Missouri	65 70	131	H	Alabama	70 43				
					196	A	Ole Miss	72 60	177	A	Vanderbilt	50 43				
					177	H	Vanderbilt	69 53	55	A	LSU	52 63				
					26	H	Kentucky	73 71	15	H	South Carolina	57 60				
					50	A	Auburn	69 67	219	H	UTRGV	84 61				
					104	A	Georgia	76 66	199	H	Prairie View	70 57				

Non-Div I Games:

Texas A&M

Texas Southern

Through Games Of Feb. 11, 2019

Average RPI Win:	276	WON-LOST	WINNING	LAST 10	STRENGTH OF	OPP. STRENGTH	TEAM	ADJ.	CONF.	ADJ CONF.
Average RPI Loss:	157	RECORD	PCT. RANK	GAMES	SCHEDULE	OF SCHEDULE	RPI	RPI	RPI	RPI
DIV. I ONLY	8- 11	224	1- 0	235	320	209	209	29	29	
DIV. I NON-CONF.	2- 7	288	0- 0	41	268	164	164	27	27	
TOTALS	RPI 1-25	RPI 26-50	W-L RECORDS	RPI 51-100	RPI 101-150	RPI 150+				
8- 11	0- 1	0- 1	OVERALL	0- 1	0- 2	8- 6				
3- 2	0- 0	0- 0	HOME	0- 0	0- 0	3- 2				
5- 7	0- 1	0- 1	AWAY	0- 1	0- 2	5- 2				
0- 2	0- 0	0- 0	NEUTRAL	0- 0	0- 0	0- 2				
2- 7	0- 1	0- 1	NON-CONFERENCE	0- 1	0- 2	2- 2				
0- 0	0- 0	0- 0	HOME	0- 0	0- 0	0- 0				
2- 5	0- 1	0- 1	AWAY	0- 1	0- 2	2- 0				
0- 2	0- 0	0- 0	NEUTRAL	0- 0	0- 0	0- 2				
6- 4	0- 0	0- 0	CONFERENCE	0- 0	0- 0	6- 4				
3- 2	0- 0	0- 0	HOME	0- 0	0- 0	3- 2				
3- 2	0- 0	0- 0	AWAY	0- 0	0- 0	3- 2				
0- 0	0- 0	0- 0	NEUTRAL	0- 0	0- 0	0- 0				

RPI 1-25				RPI 26-50				RPI 51-100				RPI 101+ Team's RPI: 209			
RPI	S	Opponent	Score	RPI	S	Opponent	Score	RPI	S	Opponent	Score	RPI	S	Opponent	Score
20	A	Michigan St.	45 91	31	A	Rice	71 76	53	A	SFA	55 74	137	A	Texas Tech	55 75
												144	A	Tulane	56 62
												167	N	Abilene Christian	39 81
												179	N	Nicholls St.	57 58
												182	A	Southern U.	61 63
												199	A	Prairie View	52 44
												199	H	Prairie View	73 67
												212	H	Grambling	67 75
												219	A	UTRGV	69 55
												249	H	Alabama St.	51 58
												285	H	Jackson St.	76 67
												303	H	Alabama A&M	53 45
												310	A	Mississippi Val.	68 50
												345	A	Savannah St.	65 41
												347	A	Ark.-Pine Bluff	59 58
												350	A	Alcorn	52 53
LAST 12 Division I GAMES:															
199	H	Prairie View	73 67	212	H	Grambling	67 75								
303	H	Alabama A&M	53 45	199	A	Prairie View	52 44								
249	H	Alabama St.	51 58	182	A	Southern U.	61 63								
310	A	Mississippi Val.	68 50	350	A	Alcorn	52 53								
347	A	Ark.-Pine Bluff	59 58	137	A	Texas Tech	55 75								
285	H	Jackson St.	76 67	53	A	SFA	55 74								

Non-Div I Games: Huston-Tillotson 72 36 Paul Quinn 83 54

Texas Southern

■ Loss,
 ■ Non-Conf, S Site,
 ■ Home
 ■ Away
 N Neutral

Average RPI Win: 221		WON-LOST	WINNING	LAST 10	STRENGTH OF	OPP. STRENGTH	TEAM	ADJ.	CONF.	ADJ CONF.
Average RPI Loss: 125		RECORD	PCT. RANK	GAMES	SCHEDULE	OF SCHEDULE	RPI	RPI	RPI	RPI
DIV. I ONLY		7- 14	256	0- 1	103	142	180	180	12	12
DIV. I NON-CONF.		3- 7	256	0- 1	89	170	185	185	14	14
TOTALS	RPI 1-25	RPI 26-50		W-L RECORDS		RPI 51-100	RPI 101-150	RPI 150+		
7- 14	0- 0	0- 3		OVERALL		0- 2	0- 5	7- 4		
2- 5	0- 0	0- 0		HOME		0- 0	0- 2	2- 3		
5- 8	0- 0	0- 2		AWAY		0- 2	0- 3	5- 1		
0- 1	0- 0	0- 1		NEUTRAL		0- 0	0- 0	0- 0		
3- 7	0- 0	0- 3		NON-CONFERENCE		0- 0	0- 3	3- 1		
1- 2	0- 0	0- 0		HOME		0- 0	0- 1	1- 1		
2- 4	0- 0	0- 2		AWAY		0- 0	0- 2	2- 0		
0- 1	0- 0	0- 1		NEUTRAL		0- 0	0- 0	0- 0		
4- 7	0- 0	0- 0		CONFERENCE		0- 2	0- 2	4- 3		
1- 3	0- 0	0- 0		HOME		0- 0	0- 1	1- 2		
3- 4	0- 0	0- 0		AWAY		0- 2	0- 1	3- 1		
0- 0	0- 0	0- 0		NEUTRAL		0- 0	0- 0	0- 0		

RPI 1-25				RPI 26-50				RPI 51-100				RPI 101+				Team's RPI: 180	
RPI	S	Opponent	Score	RPI	S	Opponent	Score	RPI	S	Opponent	Score	RPI	S	Opponent	Score		
				33	A	Missouri	50 69	60	A	Little Rock	47 62	102	A	Oklahoma St.	55 66		
				45	N	Saint Mary's (CA)	62 89	88	A	UT Arlington	53 68	138	H	Montana St.	59 67		
				48	A	New Mexico	51 82					141	A	Appalachian St.	56 77		
												141	H	Appalachian St.	49 62		
												144	A	Tulane	61 67		
												155	A	Georgia St.	69 60		
												155	H	Georgia St.	34 57		
												174	A	Arkansas St.	85 62		
												175	H	Oral Roberts	64 81		
												179	H	Nicholls St.	72 67		
												186	A	Coastal Caro.	70 77		
												186	H	Coastal Caro.	73 58		
												267	A	A&M-Corpus Christi	60 53		
												288	A	Ga. Southern	64 52		
												288	H	Ga. Southern	55 65		
												297	A	UTSA	68 60		
LAST 12 Division I GAMES:																	
				144	A	Tulane	61 67	288	H	Ga. Southern	55 65						
				138	H	Montana St.	59 67	155	H	Georgia St.	34 57						
				179	H	Nicholls St.	72 67	174	A	Arkansas St.	85 62						
				186	A	Coastal Caro.	70 77	60	A	Little Rock	47 62						
				141	A	Appalachian St.	56 77	141	H	Appalachian St.	49 62						
				88	A	UT Arlington	53 68	186	H	Coastal Caro.	73 58						

Non-Div I Games: UNKNOWN

92 39

Tex. A&M Int'l

89 25

Texas St.

■ Loss, ■ Non-Conf, S Site, H Home A Away N Neutral

Average RPI Win:	196	WON-LOST	WINNING	LAST 10	STRENGTH OF	OPP. STRENGTH	TEAM	ADJ.	CONF.	ADJ CONF.
Average RPI Loss:	68	RECORD	PCT. RANK	GAMES	SCHEDULE	OF SCHEDULE	RPI	RPI	RPI	RPI
DIV. I ONLY	11- 12	172	1- 0	54	76	137	137	3	3	
DIV. I NON-CONF.	9- 2	43	0- 0	247	280	110	110	3	3	
TOTALS	RPI 1-25	RPI 26-50	W-L RECORDS	RPI 51-100	RPI 101-150	RPI 150+				
11- 12	0- 3	0- 3	OVERALL	1- 3	2- 1	8- 2				
10- 5	0- 1	0- 2	HOME	1- 2	2- 0	7- 0				
1- 7	0- 2	0- 1	AWAY	0- 1	0- 1	1- 2				
0- 0	0- 0	0- 0	NEUTRAL	0- 0	0- 0	0- 0				
9- 2	0- 0	0- 0	NON-CONFERENCE	1- 1	0- 0	8- 1				
8- 1	0- 0	0- 0	HOME	1- 1	0- 0	7- 0				
1- 1	0- 0	0- 0	AWAY	0- 0	0- 0	1- 1				
0- 0	0- 0	0- 0	NEUTRAL	0- 0	0- 0	0- 0				
2- 10	0- 3	0- 3	CONFERENCE	0- 2	2- 1	0- 1				
2- 4	0- 1	0- 2	HOME	0- 1	2- 0	0- 0				
0- 6	0- 2	0- 1	AWAY	0- 1	0- 1	0- 1				
0- 0	0- 0	0- 0	NEUTRAL	0- 0	0- 0	0- 0				

RPI 1-25				RPI 26-50				RPI 51-100				RPI 101+ Team's RPI: 137			
RPI	S	Opponent	Score	RPI	S	Opponent	Score	RPI	S	Opponent	Score	RPI	S	Opponent	Score
2	A	Baylor	37 96	29	H	Texas	71 78	53	H	SFA	77 69	102	A	Oklahoma St.	57 65
2	H	Baylor	56 73	43	A	TCU	70 78	54	H	Kansas St.	62 66	102	H	Oklahoma St.	90 78
10	A	Iowa St.	66 105	43	H	TCU	63 70	70	A	West Virginia	65 68	118	H	Kansas	69 66
								89	H	Idaho	77 88	162	A	Oklahoma	61 66
												167	H	Abilene Christian	105 54
												182	H	Southern U.	76 58
												201	H	Jacksonville St.	71 58
												209	H	Texas Southern	75 55
												210	A	Florida	67 72
												234	A	Nevada	86 67
												267	H	A&M-Corpus Christi	78 61
												296	H	La.-Monroe	86 42
												332	H	Houston Baptist	82 76
LAST 12 Division I GAMES:															
102	H	Oklahoma St.	90 78	54	H	Kansas St.	62 66								
43	H	TCU	63 70	43	A	TCU	70 78								
2	A	Baylor	37 96	102	A	Oklahoma St.	57 65								
10	A	Iowa St.	66 105	118	H	Kansas	69 66								
29	H	Texas	71 78	2	H	Baylor	56 73								
70	A	West Virginia	65 68	162	A	Oklahoma	61 66								

Non-Div I Games:

Texas Tech

■ Loss,
 ■ Non-Conf, S Site,
 ■ Home
 ■ Away
 N Neutral

T
o
l
e
d
o

Toledo				Through Games Of Feb. 11, 2019						
Average RPI Win:	212	WON-LOST	WINNING	LAST 10	STRENGTH OF	OPP. STRENGTH	TEAM	ADJ.	CONF.	ADJ CONF.
Average RPI Loss:	71	RECORD	PCT. RANK	GAMES	SCHEDULE	OF SCHEDULE	RPI	RPI	RPI	RPI
DIV. I ONLY		14- 7	81	1- 0	142	108	87	87	7	7
DIV. I NON-CONF.		8- 3	72	0- 0	178	184	79	79	8	8

TOTALS	RPI 1-25	RPI 26-50		W-L RECORDS		RPI 51-100		RPI 101-150		RPI 150+
14- 7	0- 2	1- 0		OVERALL		1- 3		1- 2		11- 0
8- 2	0- 1	1- 0		HOME		0- 1		1- 0		6- 0
6- 5	0- 1	0- 0		AWAY		1- 2		0- 2		5- 0
0- 0	0- 0	0- 0		NEUTRAL		0- 0		0- 0		0- 0
8- 3	0- 1	0- 0		NON-CONFERENCE		1- 1		1- 1		6- 0
4- 1	0- 1	0- 0		HOME		0- 0		1- 0		3- 0
4- 2	0- 0	0- 0		AWAY		1- 1		0- 1		3- 0
0- 0	0- 0	0- 0		NEUTRAL		0- 0		0- 0		0- 0
6- 4	0- 1	1- 0		CONFERENCE		0- 2		0- 1		5- 0
4- 1	0- 0	1- 0		HOME		0- 1		0- 0		3- 0
2- 3	0- 1	0- 0		AWAY		0- 1		0- 1		2- 0
0- 0	0- 0	0- 0		NEUTRAL		0- 0		0- 0		0- 0

RPI 1-25				RPI 26-50				RPI 51-100				Team's RPI: 87	RPI 101+			
RPI	S	Opponent	Score	RPI	S	Opponent	Score	RPI	S	Opponent	Score		RPI	S	Opponent	Score
1	H	Notre Dame	56 72	27	H	Central Mich.	62 59	62	A	Miami (OH)	64 65		114	A	Dayton	49 70
25	A	Buffalo	63 73					64	A	Belmont	78 69		136	A	Akron	64 70
								75	A	Maine	59 73		150	H	Duquesne	65 52
								85	H	Kent St.	47 58		159	H	Stony Brook	80 48
													181	H	Ball St.	65 58
													184	H	Eastern Mich.	63 43
													230	A	Memphis	58 48
													231	A	Bowling Green	79 65
													231	H	Bowling Green	76 56
													270	A	Cleveland St.	65 60
													283	A	Western Mich.	80 57
													292	A	Valparaiso	65 59
													331	H	Iona	84 38
													338	H	Detroit Mercy	77 60
LAST 12 Division I GAMES:																
184	H	Eastern Mich.	63 43	283	A	Western Mich.	80 57									
25	A	Buffalo	63 73	85	H	Kent St.	47 58									
231	H	Bowling Green	76 56	62	A	Miami (OH)	64 65									
136	A	Akron	64 70	181	H	Ball St.	65 58									
27	H	Central Mich.	62 59	338	H	Detroit Mercy	77 60									
231	A	Bowling Green	79 65	159	H	Stony Brook	80 48									

Non-Div I Games:

Toledo

T
o
l
e
d
o

Average RPI Win: 220	WON-LOST	WINNING	LAST 10	STRENGTH OF	OPP. STRENGTH	TEAM	ADJ.	CONF.	ADJ CONF.
Average RPI Loss: 117	RECORD	PCT. RANK	GAMES	SCHEDULE	OF SCHEDULE	RPI	RPI	RPI	RPI
DIV. I ONLY	13- 9	123	0- 1	206	118	116	116	10	10
DIV. I NON-CONF.	6- 5	143	0- 0	292	143	163	163	10	10

TOTALS	RPI 1-25	RPI 26-50	W-L RECORDS	RPI 51-100	RPI 101-150	RPI 150+			
13- 9	0- 1	0- 1	OVERALL	2- 2	0- 2	11- 3			
6- 1	0- 0	0- 0	HOME	1- 0	0- 0	5- 1			
7- 8	0- 1	0- 1	AWAY	1- 2	0- 2	6- 2			
0- 0	0- 0	0- 0	NEUTRAL	0- 0	0- 0	0- 0			
6- 5	0- 1	0- 0	NON-CONFERENCE	0- 1	0- 1	6- 2			
3- 0	0- 0	0- 0	HOME	0- 0	0- 0	3- 0			
3- 5	0- 1	0- 0	AWAY	0- 1	0- 1	3- 2			
0- 0	0- 0	0- 0	NEUTRAL	0- 0	0- 0	0- 0			
7- 4	0- 0	0- 1	CONFERENCE	2- 1	0- 1	5- 1			
3- 1	0- 0	0- 0	HOME	1- 0	0- 0	2- 1			
4- 3	0- 0	0- 1	AWAY	1- 1	0- 1	3- 0			
0- 0	0- 0	0- 0	NEUTRAL	0- 0	0- 0	0- 0			

RPI 1-25				RPI 26-50				RPI 51-100				RPI 101+ Team's RPI: 116			
RPI	S	Opponent	Score	RPI	S	Opponent	Score	RPI	S	Opponent	Score	RPI	S	Opponent	Score
9	A	Syracuse	55 98	35	A	James Madison	59 71	70	A	West Virginia	43 90	106	A	UNCW	73 77
								77	A	Drexel	55 54	119	A	Wake Forest	53 60
								78	A	Northeastern	68 77	152	A	Delaware	56 48
								78	H	Northeastern	88 83	163	H	William & Mary	69 80
												189	H	Elon	59 58
												197	H	Massachusetts	78 53
												207	A	George Washington	63 76
												226	A	Marshall	76 69
												253	A	Saint Joseph's	73 52
												254	A	Hofstra	68 56
												254	H	Hofstra	92 68
												265	A	Mt. St. Mary's	78 87
												284	H	La Salle	92 68
												291	A	Col. of Charleston	77 61
												301	A	UMBC	71 62
												308	H	Loyola Maryland	62 57
LAST 12 Division I GAMES:															
78	A	Northeastern	68 77	291	A	Col. of Charleston	77 61								
254	A	Hofstra	68 56	254	H	Hofstra	92 68								
35	A	James Madison	59 71	78	H	Northeastern	88 83								
163	H	William & Mary	69 80	152	A	Delaware	56 48								
189	H	Elon	59 58	77	A	Drexel	55 54								
106	A	UNCW	73 77	226	A	Marshall	76 69								

Non-Div I Games:

Towson

Average RPI Win: 220	WON-LOST	WINNING	LAST 10	STRENGTH OF	OPP. STRENGTH	TEAM	ADJ.	CONF.	ADJ CONF.
Average RPI Loss: 79	RECORD	PCT. RANK	GAMES	SCHEDULE	OF SCHEDULE	RPI	RPI	RPI	RPI
DIV. I ONLY	16- 5	41	1- 0	230	123	79	79	12	12
DIV. I NON-CONF.	8- 2	52	0- 0	294	151	107	107	14	14
TOTALS	RPI 1-25	RPI 26-50	W-L RECORDS	RPI 51-100	RPI 101-150	RPI 150+			
16- 5	0- 1	0- 0	OVERALL	1- 2	1- 1	14- 1			
7- 1	0- 0	0- 0	HOME	1- 1	0- 0	6- 0			
7- 4	0- 1	0- 0	AWAY	0- 1	1- 1	6- 1			
2- 0	0- 0	0- 0	NEUTRAL	0- 0	0- 0	2- 0			
8- 2	0- 1	0- 0	NON-CONFERENCE	0- 1	0- 0	8- 0			
3- 1	0- 0	0- 0	HOME	0- 1	0- 0	3- 0			
3- 1	0- 1	0- 0	AWAY	0- 0	0- 0	3- 0			
2- 0	0- 0	0- 0	NEUTRAL	0- 0	0- 0	2- 0			
8- 3	0- 0	0- 0	CONFERENCE	1- 1	1- 1	6- 1			
4- 0	0- 0	0- 0	HOME	1- 0	0- 0	3- 0			
4- 3	0- 0	0- 0	AWAY	0- 1	1- 1	3- 1			
0- 0	0- 0	0- 0	NEUTRAL	0- 0	0- 0	0- 0			

RPI 1-25			RPI 26-50			RPI 51-100			Team's RPI: 79	RPI 101+		
RPI	S	Opponent	Score	RPI	S	Opponent	Score	RPI	S	Opponent	Score	RPI
16	A	Florida St.	67 103					56	H	Middle Tenn.	64 67	110
								60	A	Little Rock	72 76	141
								60	H	Little Rock	71 66	155
										Georgia St.	80 84	174
										Arkansas St.	100 89	174
										Arkansas St.	87 79	186
										Coastal Caro.	82 81	188
										Sam Houston St.	84 79	196
										Ole Miss	71 54	201
										Jacksonville St.	89 63	244
										ETSU	84 66	249
										Alabama St.	116 46	252
										Louisiana	90 64	268
										Samford	72 52	288
										Ga. Southern	97 81	290
										Tennessee St.	92 67	296
										La.-Monroe	78 56	310
										Mississippi Val.	75 54	
LAST 12 Division I GAMES:												
174	A	Arkansas St.	100 89	288	A	Ga. Southern	97 81					
60	A	Little Rock	72 76	174	H	Arkansas St.	87 79					
110	A	South Alabama	77 80	60	H	Little Rock	71 66					
252	H	Louisiana	90 64	141	A	Appalachian St.	83 72					
296	H	La.-Monroe	78 56	186	A	Coastal Caro.	82 81					
155	A	Georgia St.	80 84	201	A	Jacksonville St.	89 63					

Non-Div I Games: Talladega 91 70

Troy

T
u
l
a
n
e

Tulane				Through Games Of Feb. 11, 2019						
Average RPI Win:	194	WON-LOST	WINNING	LAST 10	STRENGTH OF	OPP. STRENGTH	TEAM	ADJ.	CONF.	ADJ CONF.
Average RPI Loss:	126	RECORD	PCT. RANK	GAMES	SCHEDULE	OF SCHEDULE	RPI	RPI	RPI	RPI
DIV. I ONLY		14- 9	114	1- 0	210	91	144	144	9	9
DIV. I NON-CONF.		10- 3	59	1- 0	232	63	94	94	9	9
<hr/>										
TOTALS	RPI 1-25	RPI 26-50		W-L RECORDS		RPI 51-100	RPI 101-150		RPI 150+	
14- 9	0- 1	1- 1		OVERALL		1- 1	1- 4		11- 2	
7- 4	0- 1	0- 0		HOME		0- 1	1- 1		6- 1	
4- 4	0- 0	0- 0		AWAY		1- 0	0- 3		3- 1	
3- 1	0- 0	1- 1		NEUTRAL		0- 0	0- 0		2- 0	
<hr/>										
10- 3	0- 0	1- 1		NON-CONFERENCE		1- 1	1- 1		7- 0	
6- 1	0- 0	0- 0		HOME		0- 1	1- 0		5- 0	
1- 1	0- 0	0- 0		AWAY		1- 0	0- 1		0- 0	
3- 1	0- 0	1- 1		NEUTRAL		0- 0	0- 0		2- 0	
<hr/>										
4- 6	0- 1	0- 0		CONFERENCE		0- 0	0- 3		4- 2	
1- 3	0- 1	0- 0		HOME		0- 0	0- 1		1- 1	
3- 3	0- 0	0- 0		AWAY		0- 0	0- 2		3- 1	
0- 0	0- 0	0- 0		NEUTRAL		0- 0	0- 0		0- 0	

RPI 1-25				RPI 26-50				RPI 51-100				RPI 101+ Team's RPI: 144			
RPI S	Opponent	Score		RPI S	Opponent	Score		RPI S	Opponent	Score		RPI S	Opponent	Score	
6	H UConn	33	75	27	N Central Mich.	68	57	55	A LSU	56	54	131	A Alabama	58	69
				36	N California	57	65	69	H Old Dominion	48	56	145	H Washington	63	51
												146	A South Fla.	46	73
												146	H South Fla.	45	50
												149	A Tulsa	67	72
												170	A Temple	66	57
												179	H Nicholls St.	71	46
												180	H Texas St.	67	61
												192	H Southern Miss.	71	54
												204	A East Carolina	61	63
												204	H East Carolina	68	57
												205	A SMU	61	43
												209	H Texas Southern	62	56
												230	A Memphis	62	61
												246	H Wichita St.	44	62
												270	N Cleveland St.	81	72
												294	H Fla. Atlantic	88	45
												349	N Florida A&M	78	34
LAST 12 Division I GAMES:															
180	H Texas St.	67	61	146	A South Fla.	46	73	6	H UConn	33	75				
149	A Tulsa	67	72	205	A SMU	61	43								
146	H South Fla.	45	50	170	A Temple	66	57								
204	A East Carolina	61	63	204	H East Carolina	68	57								
230	A Memphis	62	61	349	N Florida A&M	78	34								
246	H Wichita St.	44	62												

Non-Div I Games:

Tulane

T
u
l
a
n
e

Average RPI Win:	198	WON-LOST	WINNING	LAST 10	STRENGTH OF	OPP. STRENGTH	TEAM	ADJ.	CONF.	ADJ CONF.
Average RPI Loss:	96	RECORD	PCT. RANK	GAMES	SCHEDULE	OF SCHEDULE	RPI	RPI	RPI	RPI
DIV. I ONLY	11- 12	172	0- 1	87	94	149	149	9	9	
DIV. I NON-CONF.	6- 7	172	0- 1	67	71	128	128	9	9	
TOTALS	RPI 1-25	RPI 26-50	W-L RECORDS	RPI 51-100	RPI 101-150	RPI 150+				
11- 12	0- 2	0- 0	OVERALL	0- 6	2- 1	9- 3				
8- 4	0- 0	0- 0	HOME	0- 3	1- 0	7- 1				
2- 8	0- 2	0- 0	AWAY	0- 3	0- 1	2- 2				
1- 0	0- 0	0- 0	NEUTRAL	0- 0	1- 0	0- 0				
6- 7	0- 1	0- 0	NON-CONFERENCE	0- 5	1- 0	5- 1				
4- 2	0- 0	0- 0	HOME	0- 2	0- 0	4- 0				
1- 5	0- 1	0- 0	AWAY	0- 3	0- 0	1- 1				
1- 0	0- 0	0- 0	NEUTRAL	0- 0	1- 0	0- 0				
5- 5	0- 1	0- 0	CONFERENCE	0- 1	1- 1	4- 2				
4- 2	0- 0	0- 0	HOME	0- 1	1- 0	3- 1				
1- 3	0- 1	0- 0	AWAY	0- 0	0- 1	1- 1				
0- 0	0- 0	0- 0	NEUTRAL	0- 0	0- 0	0- 0				

RPI 1-25				RPI 26-50				RPI 51-100				RPI 101+ Team's RPI: 149			
RPI	S	Opponent	Score	RPI	S	Opponent	Score	RPI	S	Opponent	Score	RPI	S	Opponent	Score
14	A	UCF	44 60					53	A	SFA	34 76	101	A	Houston	44 76
18	A	Arizona St.	52 70					60	H	Little Rock	53 63	131	N	Alabama	80 73
								64	A	Belmont	53 78	144	H	Tulane	72 67
								82	H	Arkansas	59 61	167	H	Abilene Christian	75 63
								86	H	Cincinnati	50 70	170	H	Temple	61 75
								95	A	American	52 68	174	A	Arkansas St.	60 73
												175	A	Oral Roberts	76 68
												195	H	Saint Louis	86 75
												204	A	East Carolina	75 55
												205	H	SMU	49 35
												214	H	Stetson	55 54
												230	A	Memphis	56 59
												230	H	Memphis	46 39
												246	H	Wichita St.	63 49
												264	H	UTEP	66 45
LAST 12 Division I GAMES:															
18	A	Arizona St.	52 70	86	H	Cincinnati	50 70	14	A	UCF	44 60				
144	H	Tulane	72 67	204	A	East Carolina	75 55	230	H	Memphis	46 39				
205	H	SMU	49 35	246	H	Wichita St.	63 49								
230	A	Memphis	56 59	264	H	UTEP	66 45								
170	H	Temple	61 75												
101	A	Houston	44 76												

Non-Div I Games:

Tulsa

■ Loss,
 ■ Non-Conf, S Site,
 ■ Home
 ■ Away
 N Neutral

Average RPI Win:	244	WON-LOST	WINNING	LAST 10	STRENGTH OF	OPP. STRENGTH	TEAM	ADJ.	CONF.	ADJ CONF.
Average RPI Loss:	91	RECORD	PCT. RANK	GAMES	SCHEDULE	OF SCHEDULE	RPI	RPI	RPI	RPI
DIV. I ONLY	18- 5	32	0- 1	310	170	125	125	14	14	
DIV. I NON-CONF.	11- 1	13	0- 1	341	261	129	129	19	19	
TOTALS	RPI 1-25	RPI 26-50	W-L RECORDS	RPI 51-100	RPI 101-150	RPI 150+				
18- 5	0- 0	0- 1	OVERALL	2- 2	1- 0	15- 2				
7- 2	0- 0	0- 1	HOME	0- 0	1- 0	6- 1				
9- 2	0- 0	0- 0	AWAY	2- 1	0- 0	7- 1				
2- 1	0- 0	0- 0	NEUTRAL	0- 1	0- 0	2- 0				
11- 1	0- 0	0- 0	NON-CONFERENCE	1- 1	1- 0	9- 0				
5- 0	0- 0	0- 0	HOME	0- 0	1- 0	4- 0				
4- 0	0- 0	0- 0	AWAY	1- 0	0- 0	3- 0				
2- 1	0- 0	0- 0	NEUTRAL	0- 1	0- 0	2- 0				
7- 4	0- 0	0- 1	CONFERENCE	1- 1	0- 0	6- 2				
2- 2	0- 0	0- 1	HOME	0- 0	0- 0	2- 1				
5- 2	0- 0	0- 0	AWAY	1- 1	0- 0	4- 1				
0- 0	0- 0	0- 0	NEUTRAL	0- 0	0- 0	0- 0				

RPI 1-25	RPI 26-50	RPI 51-100	RPI 101+	Team's RPI: 125
RPI S Opponent Score	RPI S Opponent Score	RPI S Opponent Score	RPI S Opponent Score	Score
	31 Rice 43 55	56 Middle Tenn. 44 60	141 Appalachian St. 80 61	
		61 Tennessee 69 73	153 Charlotte 56 60	
		68 FGCU 62 60	154 Louisiana Tech 68 73	
		69 Old Dominion 69 61	162 Oklahoma 89 84	
			172 North Texas 70 60	
			192 Southern Miss. 71 60	
			230 Memphis 85 54	
			249 Alabama St. 62 47	
			264 UTEP 74 48	
			268 Samford 66 41	
			294 Fla. Atlantic 89 64	
			297 UTSA 59 42	
			303 Alabama A&M 82 47	
			325 FIU 83 59	
			326 Coppin St. 86 61	
			330 McNeese 91 48	
			348 Chicago St. 90 45	
			350 Alcorn 80 53	
LAST 12 Division I GAMES:				
61 Tennessee 69 73	297 UTSA 59 42			
153 Charlotte 56 60	264 UTEP 74 48			
69 Old Dominion 69 61	192 Southern Miss. 71 60			
56 Middle Tenn. 44 60	154 Louisiana Tech 68 73			
31 Rice 43 55	325 FIU 83 59			
172 North Texas 70 60	294 Fla. Atlantic 89 64			

Non-Div I Games: Ala.-Huntsville 83 58

UAB

Loss, Non-Conf, S Site, Home Away N Neutral

Average RPI Win:	218	WON-LOST	WINNING	LAST 10	STRENGTH OF	OPP. STRENGTH	TEAM	ADJ.	CONF.	ADJ CONF.
Average RPI Loss:	122	RECORD	PCT. RANK	GAMES	SCHEDULE	OF SCHEDULE	RPI	RPI	RPI	RPI
DIV. I ONLY	16- 6	59	0- 1	231	143	91	91	21	21	
DIV. I NON-CONF.	7- 5	132	0- 1	226	52	123	123	20	20	
TOTALS	RPI 1-25	RPI 26-50	W-L RECORDS	RPI 51-100	RPI 101-150	RPI 150+				
16- 6	0- 1	1- 0	OVERALL	0- 2	1- 1	14- 2				
7- 1	0- 0	1- 0	HOME	0- 1	0- 0	6- 0				
8- 5	0- 1	0- 0	AWAY	0- 1	1- 1	7- 2				
1- 0	0- 0	0- 0	NEUTRAL	0- 0	0- 0	1- 0				
7- 5	0- 1	1- 0	NON-CONFERENCE	0- 2	1- 1	5- 1				
3- 1	0- 0	1- 0	HOME	0- 1	0- 0	2- 0				
3- 4	0- 1	0- 0	AWAY	0- 1	1- 1	2- 1				
1- 0	0- 0	0- 0	NEUTRAL	0- 0	0- 0	1- 0				
9- 1	0- 0	0- 0	CONFERENCE	0- 0	0- 0	9- 1				
4- 0	0- 0	0- 0	HOME	0- 0	0- 0	4- 0				
5- 1	0- 0	0- 0	AWAY	0- 0	0- 0	5- 1				
0- 0	0- 0	0- 0	NEUTRAL	0- 0	0- 0	0- 0				

RPI 1-25				RPI 26-50				RPI 51-100				Team's RPI: 91	RPI 101+			
RPI	S	Opponent	Score	RPI	S	Opponent	Score	RPI	S	Opponent	Score		RPI	S	Opponent	Score
5	A	Stanford	43 71	45	H	Saint Mary's (CA)	76 74	81	H	Pacific	80 83		122	A	Washington St.	75 62
								99	A	Loyola Marymount	53 60		139	A	Portland St.	50 65
													158	A	CSUN	60 49
													158	H	CSUN	70 54
													163	A	Montana	56 62
													165	A	UC Riverside	67 59
													168	H	UC Irvine	80 57
													233	A	Sacramento St.	109 60
													234	N	Nevada	84 68
													241	A	San Francisco	70 68
													243	A	Hawaii	60 65
													245	A	Cal St. Fullerton	75 39
													245	H	Cal St. Fullerton	75 51
													258	H	Long Beach St.	70 50
													272	H	Southern Utah	68 45
													293	A	UC Santa Barbara	70 44
													313	A	Cal Poly	85 61
													343	H	Seattle U	76 59
LAST 12 Division I GAMES:																
				163	A	Montana	56 62						158	A	CSUN	60 49
				313	A	Cal Poly	85 61						168	H	UC Irvine	80 57
				293	A	UC Santa Barbara	70 44						245	H	Cal St. Fullerton	75 51
				158	H	CSUN	70 54						243	A	Hawaii	60 65
				258	H	Long Beach St.	70 50						165	A	UC Riverside	67 59
				245	A	Cal St. Fullerton	75 39						45	H	Saint Mary's (CA)	76 74

Non-Div I Games: Dominican (CA) 92 42

UC Davis

■ Loss,
 ■ Non-Conf,
 ■ S Site,
 ■ Home
 ■ Away
 N Neutral

Average RPI Win:	255	WON-LOST	WINNING	LAST 10	STRENGTH OF	OPP. STRENGTH	TEAM	ADJ.	CONF.	ADJ CONF.
Average RPI Loss:	141	RECORD	PCT. RANK	GAMES	SCHEDULE	OF SCHEDULE	RPI	RPI	RPI	RPI
DIV. I ONLY	14- 5	58	1- 0	328	219	168	168	21	21	
DIV. I NON-CONF.	9- 2	43	0- 0	322	216	145	145	20	20	
TOTALS	RPI 1-25	RPI 26-50	W-L RECORDS	RPI 51-100	RPI 101-150	RPI 150+				
14- 5	0- 1	0- 0	OVERALL	0- 1	1- 0	13- 3				
8- 2	0- 0	0- 0	HOME	0- 0	0- 0	8- 2				
4- 3	0- 1	0- 0	AWAY	0- 1	1- 0	3- 1				
2- 0	0- 0	0- 0	NEUTRAL	0- 0	0- 0	2- 0				
9- 2	0- 1	0- 0	NON-CONFERENCE	0- 0	1- 0	8- 1				
4- 1	0- 0	0- 0	HOME	0- 0	0- 0	4- 1				
3- 1	0- 1	0- 0	AWAY	0- 0	1- 0	2- 0				
2- 0	0- 0	0- 0	NEUTRAL	0- 0	0- 0	2- 0				
5- 3	0- 0	0- 0	CONFERENCE	0- 1	0- 0	5- 2				
4- 1	0- 0	0- 0	HOME	0- 0	0- 0	4- 1				
1- 2	0- 0	0- 0	AWAY	0- 1	0- 0	1- 1				
0- 0	0- 0	0- 0	NEUTRAL	0- 0	0- 0	0- 0				

RPI	S	Opponent	Score	RPI	S	Opponent	Score	RPI	S	Opponent	Score	RPI	S	Opponent	Score	Team's RPI: 168
4	A	Oregon	69 115					91	A	UC Davis	57 80	139	A	Portland St.	73 68	
												158	H	CSUN	65 61	
												161	A	Portland	84 69	
												165	A	UC Riverside	72 88	
												173	N	Indiana St.	77 61	
												202	H	San Diego St.	70 78	
												215	H	UNLV	57 55	
												243	H	Hawaii	68 70	
												245	H	Cal St. Fullerton	65 61	
												272	H	Southern Utah	75 58	
												273	H	CSU Bakersfield	85 78	
												293	H	UC Santa Barbara	74 68	
												313	A	Cal Poly	75 59	
												313	H	Cal Poly	73 57	
												324	A	San Jose St.	74 66	
												343	H	Seattle U	65 60	
												351	N	LIU Brooklyn	84 71	
LAST 12 Division I GAMES:																
245	H	Cal St. Fullerton	65 61	158	H	CSUN	65 61									
243	H	Hawaii	68 70	313	A	Cal Poly	75 59									
293	H	UC Santa Barbara	74 68	343	H	Seattle U	65 60									
313	H	Cal Poly	73 57	4	A	Oregon	69 115									
91	A	UC Davis	57 80	139	A	Portland St.	73 68									
165	A	UC Riverside	72 88	161	A	Portland	84 69									

Non-Div I Games: LIFE Pacific 105 31

UC Irvine

■ Loss,
■ Non-Conf, S Site,
■ Home
■ Away
N Neutral

Average RPI Win:	238	WON-LOST	WINNING	LAST 10	STRENGTH OF	OPP. STRENGTH	TEAM	ADJ.	CONF.	ADJ CONF.
Average RPI Loss:	133	RECORD	PCT. RANK	GAMES	SCHEDULE	OF SCHEDULE	RPI	RPI	RPI	RPI
DIV. I ONLY	11- 11	163	1- 0	161	202	165	165	21	21	
DIV. I NON-CONF.	6- 8	199	1- 0	132	176	160	160	20	20	
TOTALS	RPI 1-25	RPI 26-50	W-L RECORDS	RPI 51-100	RPI 101-150	RPI 150+				
11- 11	0- 2	0- 2	OVERALL	0- 1	0- 1	11- 5				
6- 2	0- 0	0- 0	HOME	0- 1	0- 0	6- 1				
4- 6	0- 0	0- 2	AWAY	0- 0	0- 1	4- 3				
1- 3	0- 2	0- 0	NEUTRAL	0- 0	0- 0	1- 1				
6- 8	0- 2	0- 2	NON-CONFERENCE	0- 0	0- 1	6- 3				
3- 0	0- 0	0- 0	HOME	0- 0	0- 0	3- 0				
2- 5	0- 0	0- 2	AWAY	0- 0	0- 1	2- 2				
1- 3	0- 2	0- 0	NEUTRAL	0- 0	0- 0	1- 1				
5- 3	0- 0	0- 0	CONFERENCE	0- 1	0- 0	5- 2				
3- 2	0- 0	0- 0	HOME	0- 1	0- 0	3- 1				
2- 1	0- 0	0- 0	AWAY	0- 0	0- 0	2- 1				
0- 0	0- 0	0- 0	NEUTRAL	0- 0	0- 0	0- 0				

RPI 1-25				RPI 26-50				RPI 51-100				RPI 101+ Team's RPI: 165			
RPI	S	Opponent	Score	RPI	S	Opponent	Score	RPI	S	Opponent	Score	RPI	S	Opponent	Score
4	N	Oregon	44 94	38	A	BYU	70 72	91	H	UC Davis	59 67	102	A	Oklahoma St.	51 76
21	N	Texas A&M	63 70	49	A	Southern California	55 73					158	A	CSUN	56 69
												166	H	New Mexico St.	65 64
												168	H	UC Irvine	88 72
												186	H	Coastal Caro.	62 43
												193	N	Milwaukee	54 56
												198	N	Eastern Wash.	57 45
												243	A	Hawaii	60 55
												245	H	Cal St. Fullerton	62 59
												258	A	Long Beach St.	73 59
												258	H	Long Beach St.	45 63
												262	A	California Baptist	57 65
												272	H	Southern Utah	56 50
												273	A	CSU Bakersfield	79 67
												282	A	Utah Valley	53 56
												293	H	UC Santa Barbara	73 60
												315	A	Weber St.	71 39
LAST 12 Division I GAMES:															
272	H	Southern Utah	56 50	168	H	UC Irvine	88 72								
245	H	Cal St. Fullerton	62 59	258	H	Long Beach St.	45 63								
293	H	UC Santa Barbara	73 60	91	H	UC Davis	59 67								
243	A	Hawaii	60 55	273	A	CSU Bakersfield	79 67								
258	A	Long Beach St.	73 59	166	H	New Mexico St.	65 64								
158	A	CSUN	56 69	282	A	Utah Valley	53 56								

Non-Div I Games:

UC Riverside

■ Loss,
 ■ Non-Conf,
 ■ S Site,
 ■ Home
 ■ A Away
 N Neutral

Average RPI Win:	231	WON-LOST	WINNING	LAST 10	STRENGTH OF	OPP. STRENGTH	TEAM	ADJ.	CONF.	ADJ CONF.
Average RPI Loss:	170	RECORD	PCT. RANK	GAMES	SCHEDULE	OF SCHEDULE	RPI	RPI	RPI	RPI
DIV. I ONLY	5- 17	310	1- 0	193	232	293	293	21	21	
DIV. I NON-CONF.	3- 10	278	1- 0	173	239	275	275	20	20	
TOTALS	RPI 1-25	RPI 26-50	W-L RECORDS	RPI 51-100	RPI 101-150	RPI 150+				
5- 17	0- 0	0- 3	OVERALL	0- 3	0- 0	5- 11				
3- 8	0- 0	0- 1	HOME	0- 2	0- 0	3- 5				
1- 9	0- 0	0- 2	AWAY	0- 1	0- 0	1- 6				
1- 0	0- 0	0- 0	NEUTRAL	0- 0	0- 0	1- 0				
3- 10	0- 0	0- 3	NON-CONFERENCE	0- 2	0- 0	3- 5				
1- 5	0- 0	0- 1	HOME	0- 1	0- 0	1- 3				
1- 5	0- 0	0- 2	AWAY	0- 1	0- 0	1- 2				
1- 0	0- 0	0- 0	NEUTRAL	0- 0	0- 0	1- 0				
2- 7	0- 0	0- 0	CONFERENCE	0- 1	0- 0	2- 6				
2- 3	0- 0	0- 0	HOME	0- 1	0- 0	2- 2				
0- 4	0- 0	0- 0	AWAY	0- 0	0- 0	0- 4				
0- 0	0- 0	0- 0	NEUTRAL	0- 0	0- 0	0- 0				

RPI 1-25			RPI 26-50			RPI 51-100			RPI 101+ Team's RPI: 293		
RPI	S	Opponent	Score	RPI	S	Opponent	Score	RPI	S	Opponent	Score
36	A	California	45 69	81	A	Pacific	53 69	158	A	CSUN	65 73
45	H	Saint Mary's (CA)	55 80	91	H	UC Davis	44 70	158	H	CSUN	61 60
49	A	Southern California	39 82	99	H	Loyola Marymount	57 70	165	A	UC Riverside	60 73
								166	H	New Mexico St.	73 81
								168	A	UC Irvine	68 74
								200	N	Dartmouth	62 56
								202	A	San Diego St.	63 58
								215	A	UNLV	51 69
								243	H	Hawaii	35 47
								245	H	Cal St. Fullerton	52 59
								258	H	Long Beach St.	60 54
								262	H	California Baptist	64 76
								273	H	CSU Bakersfield	48 56
								282	A	Utah Valley	54 63
								313	A	Cal Poly	67 75
								339	H	Grand Canyon	66 55
LAST 12 Division I GAMES:											
200	N	Dartmouth	62 56	245	H	Cal St. Fullerton	52 59				
158	H	CSUN	61 60	258	H	Long Beach St.	60 54				
91	H	UC Davis	44 70	313	A	Cal Poly	67 75				
165	A	UC Riverside	60 73	158	A	CSUN	65 73				
168	A	UC Irvine	68 74	166	H	New Mexico St.	73 81				
243	H	Hawaii	35 47	202	A	San Diego St.	63 58				

Non-Div I Games:

UC Santa Barbara

■ Loss,
■ Non-Conf,
■ S Site,
■ H Home
■ A Away
N Neutral

Average RPI Win:	154	WON-LOST	WINNING	LAST 10	STRENGTH OF	OPP. STRENGTH	TEAM	ADJ.	CONF.	ADJ CONF.
Average RPI Loss:	14	RECORD	PCT. RANK	GAMES	SCHEDULE	OF SCHEDULE	RPI	RPI	RPI	RPI
DIV. I ONLY	20- 3	12	1- 0	70	68	14	14	9	9	
DIV. I NON-CONF.	11- 2	32	0- 0	76	26	16	16	9	9	
TOTALS	RPI 1-25	RPI 26-50	W-L RECORDS	RPI 51-100	RPI 101-150	RPI 150+				
20- 3	0- 2	1- 1	OVERALL	3- 0	7- 0	9- 0				
9- 0	0- 0	1- 0	HOME	2- 0	4- 0	2- 0				
10- 2	0- 1	0- 1	AWAY	1- 0	3- 0	6- 0				
1- 1	0- 1	0- 0	NEUTRAL	0- 0	0- 0	1- 0				
11- 2	0- 1	1- 1	NON-CONFERENCE	2- 0	3- 0	5- 0				
4- 0	0- 0	1- 0	HOME	1- 0	1- 0	1- 0				
6- 1	0- 0	0- 1	AWAY	1- 0	2- 0	3- 0				
1- 1	0- 1	0- 0	NEUTRAL	0- 0	0- 0	1- 0				
9- 1	0- 1	0- 0	CONFERENCE	1- 0	4- 0	4- 0				
5- 0	0- 0	0- 0	HOME	1- 0	3- 0	1- 0				
4- 1	0- 1	0- 0	AWAY	0- 0	1- 0	3- 0				
0- 0	0- 0	0- 0	NEUTRAL	0- 0	0- 0	0- 0				

RPI 1-25				RPI 26-50				RPI 51-100				RPI 101+			
RPI	S	Opponent	Score	RPI	S	Opponent	Score	RPI	S	Opponent	Score	RPI	S	Opponent	Score
6	A	UConn	57 93	27	A	Central Mich.	68 75	66	A	Quinnipiac	47 45	101	H	Houston	58 56
9	N	Syracuse	52 57	41	H	Villanova	71 56	81	H	Pacific	64 57	127	A	Pittsburgh	61 58
								86	H	Cincinnati	56 55	142	H	Chattanooga	75 37
												146	A	South Fla.	62 49
												146	H	South Fla.	66 63
												149	H	Tulsa	60 44
												150	A	Duquesne	71 63
												152	A	Delaware	71 60
												157	A	Mercer	76 42
												204	A	East Carolina	61 58
												205	A	SMU	66 54
												205	H	SMU	55 43
												214	A	Stetson	78 55
												230	A	Memphis	68 55
												232	N	Liberty	53 45
												255	H	Richmond	70 48
LAST 12 Division I GAMES:															
205	A	SMU	66 54	149	H	Tulsa	60 44								
146	H	South Fla.	66 63	86	H	Cincinnati	56 55								
101	H	Houston	58 56	146	A	South Fla.	62 49								
6	A	UConn	57 93	230	A	Memphis	68 55								
204	A	East Carolina	61 58	66	A	Quinnipiac	47 45								
205	H	SMU	55 43	9	N	Syracuse	52 57								

Non-Div I Games:

UCF

Average RPI Win:	117	WON-LOST	WINNING	LAST 10	STRENGTH OF	OPP. STRENGTH	TEAM	ADJ.	CONF.	ADJ CONF.
Average RPI Loss:	47	RECORD	PCT. RANK	GAMES	SCHEDULE	OF SCHEDULE	RPI	RPI	RPI	RPI
DIV. I ONLY	15- 9	106	1- 0	22	18	37	37	2	2	
DIV. I NON-CONF.	7- 5	132	0- 0	50	51	97	97	2	2	
TOTALS	RPI 1-25	RPI 26-50	W-L RECORDS	RPI 51-100	RPI 101-150	RPI 150+				
15- 9	1- 3	3- 4	OVERALL	2- 1	7- 1	2- 0				
8- 4	0- 1	1- 3	HOME	0- 0	6- 0	1- 0				
7- 2	1- 1	2- 0	AWAY	2- 1	1- 0	1- 0				
0- 3	0- 1	0- 1	NEUTRAL	0- 0	0- 1	0- 0				
7- 5	0- 1	1- 2	NON-CONFERENCE	0- 1	4- 1	2- 0				
6- 1	0- 0	1- 1	HOME	0- 0	4- 0	1- 0				
1- 1	0- 0	0- 0	AWAY	0- 1	0- 0	1- 0				
0- 3	0- 1	0- 1	NEUTRAL	0- 0	0- 1	0- 0				
8- 4	1- 2	2- 2	CONFERENCE	2- 0	3- 0	0- 0				
2- 3	0- 1	0- 2	HOME	0- 0	2- 0	0- 0				
6- 1	1- 1	2- 0	AWAY	2- 0	1- 0	0- 0				
0- 0	0- 0	0- 0	NEUTRAL	0- 0	0- 0	0- 0				

RPI 1-25				RPI 26-50				Team's RPI: 37	RPI 51-100				RPI 101+			
RPI	S	Opponent	Score	RPI	S	Opponent	Score		RPI	S	Opponent	Score	RPI	S	Opponent	Score
4	H	Oregon	52 72	26	N	Kentucky	74 75		51	A	Utah	100 90	102	H	Oklahoma St.	71 59
5	A	Stanford	80 86	30	H	Oregon St.	73 83		80	A	Arizona	98 93	104	H	Georgia	80 69
18	A	Arizona St.	61 59	31	H	Rice	59 50		99	A	Loyola Marymount	63 69	113	H	Fresno St.	89 80
24	N	North Carolina	49 83	36	A	California	84 79						120	H	Seton Hall	78 62
				40	H	Indiana	65 67						122	H	Washington St.	83 56
				49	A	Southern California	72 65						135	A	Colorado	64 60
				49	H	Southern California	67 72						145	H	Washington	76 60
													146	N	South Fla.	56 60
													313	H	Cal Poly	81 35
													329	A	UIC	78 47
LAST 12 Division I GAMES:																
				51	A	Utah	100 90		49	H	Southern California	67 72				
				135	A	Colorado	64 60		4	H	Oregon	52 72				
				145	H	Washington	76 60		30	H	Oregon St.	73 83				
				122	H	Washington St.	83 56		5	A	Stanford	80 86				
				80	A	Arizona	98 93		36	A	California	84 79				
				18	A	Arizona St.	61 59		49	A	Southern California	72 65				

Non-Div I Games:

UCLA

Average RPI Win:	115	WON-LOST	WINNING	LAST 10	STRENGTH OF	OPP. STRENGTH	TEAM	ADJ.	CONF.	ADJ CONF.
Average RPI Loss:	3	RECORD	PCT. RANK	GAMES	SCHEDULE	OF SCHEDULE	RPI	RPI	RPI	RPI
DIV. I ONLY	22- 2	5	1- 0	34	6	6	6	9	9	
DIV. I NON-CONF.	12- 2	31	1- 0	28	1	8	8	9	9	
TOTALS	RPI 1-25	RPI 26-50	W-L RECORDS	RPI 51-100	RPI 101-150	RPI 150+				
22- 2	3- 2	2- 0	OVERALL	3- 0	6- 0	8- 0				
10- 0	2- 0	1- 0	HOME	1- 0	3- 0	3- 0				
8- 2	1- 2	1- 0	AWAY	1- 0	2- 0	3- 0				
4- 0	0- 0	0- 0	NEUTRAL	1- 0	1- 0	2- 0				
12- 2	2- 2	2- 0	NON-CONFERENCE	1- 0	3- 0	4- 0				
4- 0	1- 0	1- 0	HOME	0- 0	2- 0	0- 0				
4- 2	1- 2	1- 0	AWAY	0- 0	0- 0	2- 0				
4- 0	0- 0	0- 0	NEUTRAL	1- 0	1- 0	2- 0				
10- 0	1- 0	0- 0	CONFERENCE	2- 0	3- 0	4- 0				
6- 0	1- 0	0- 0	HOME	1- 0	1- 0	3- 0				
4- 0	0- 0	0- 0	AWAY	1- 0	2- 0	1- 0				
0- 0	0- 0	0- 0	NEUTRAL	0- 0	0- 0	0- 0				

RPI	S	Opponent	Score	RPI	S	Opponent	Score	RPI	S	Opponent	Score	RPI	S	Opponent	Score
1	A	Notre Dame	89 71	34	H	DePaul	99 63	52	N	Purdue	86 40	101	A	Houston	81 61
2	A	Baylor	57 68	36	A	California	76 66	86	A	Cincinnati	65 55	108	H	Ohio St.	85 53
3	A	Louisville	69 78					86	H	Cincinnati	82 38	109	N	St. John's (NY)	65 55
14	H	UCF	93 57									120	H	Seton Hall	99 61
15	H	South Carolina	97 79									144	A	Tulane	75 33
												146	H	South Fla.	63 46
												162	A	Oklahoma	72 63
												170	A	Temple	88 67
												170	H	Temple	109 74
												177	N	Vanderbilt	80 42
												195	A	Saint Louis	98 42
												196	N	Ole Miss	90 50
												204	H	East Carolina	118 55
												205	H	SMU	79 39
LAST 12 Division I GAMES:															
15	H	South Carolina	97 79	205	H	SMU	79 39								
170	H	Temple	109 74	170	A	Temple	88 67								
204	H	East Carolina	118 55	144	A	Tulane	75 33								
86	A	Cincinnati	65 55	146	H	South Fla.	63 46								
3	A	Louisville	69 78	86	H	Cincinnati	82 38								
14	H	UCF	93 57	101	A	Houston	81 61								

Non-Div I Games:

UConn

■ Loss,
■ Non-Conf, S Site,
■ Home
■ Away
N Neutral

Average RPI Win:	310	WON-LOST	WINNING	LAST 10	STRENGTH OF	OPP. STRENGTH	TEAM	ADJ.	CONF.	ADJ CONF.
Average RPI Loss:	172	RECORD	PCT. RANK	GAMES	SCHEDULE	OF SCHEDULE	RPI	RPI	RPI	RPI
DIV. I ONLY	3- 21	335	0- 1	251	211	329	329	20	20	
DIV. I NON-CONF.	2- 9	297	0- 0	240	189	310	310	17	17	
TOTALS	RPI 1-25	RPI 26-50	W-L RECORDS	RPI 51-100	RPI 101-150	RPI 150+				
3- 21	0- 1	0- 1	OVERALL	0- 5	0- 3	3- 11				
2- 8	0- 0	0- 1	HOME	0- 2	0- 1	2- 4				
1- 11	0- 1	0- 0	AWAY	0- 3	0- 2	1- 5				
0- 2	0- 0	0- 0	NEUTRAL	0- 0	0- 0	0- 2				
2- 9	0- 1	0- 1	NON-CONFERENCE	0- 2	0- 0	2- 5				
1- 3	0- 0	0- 1	HOME	0- 1	0- 0	1- 1				
1- 4	0- 1	0- 0	AWAY	0- 1	0- 0	1- 2				
0- 2	0- 0	0- 0	NEUTRAL	0- 0	0- 0	0- 2				
1- 12	0- 0	0- 0	CONFERENCE	0- 3	0- 3	1- 6				
1- 5	0- 0	0- 0	HOME	0- 1	0- 1	1- 3				
0- 7	0- 0	0- 0	AWAY	0- 2	0- 2	0- 3				
0- 0	0- 0	0- 0	NEUTRAL	0- 0	0- 0	0- 0				

RPI 1-25				RPI 26-50				RPI 51-100				RPI 101+ Team's RPI: 329			
RPI	S	Opponent	Score	RPI	S	Opponent	Score	RPI	S	Opponent	Score	RPI	S	Opponent	Score
8	A	Marquette	32 96	37	H	UCLA	47 78	62	H	Miami (OH)	56 65	123	A	IUPUI	43 71
								67	A	Green Bay	32 62	126	A	Youngstown St.	29 81
								76	A	Wright St.	47 72	126	H	Youngstown St.	59 83
								76	H	Wright St.	46 79	173	A	Indiana St.	53 60
								90	A	Northwestern	44 87	184	A	Eastern Mich.	38 52
												193	A	Milwaukee	53 72
												250	H	Loyola Chicago	60 75
												270	A	Cleveland St.	53 71
												270	H	Cleveland St.	48 74
												279	A	Northern Ky.	44 78
												279	H	Northern Ky.	49 67
												285	N	Jackson St.	57 72
												292	H	Valparaiso	75 65
												302	H	Oakland	69 65
												306	N	Fairfield	60 68
												336	A	Evansville	62 54
												338	H	Detroit Mercy	36 42
LAST 12 Division I GAMES:															
126	H	Youngstown St.	59 83	123	A	IUPUI	43 71								
270	H	Cleveland St.	48 74	338	H	Detroit Mercy	36 42								
279	A	Northern Ky.	44 78	302	H	Oakland	69 65								
76	A	Wright St.	47 72	270	A	Cleveland St.	53 71								
193	A	Milwaukee	53 72	126	A	Youngstown St.	29 81								
67	A	Green Bay	32 62	76	H	Wright St.	46 79								

Non-Div I Games:

UIC

■ Loss,
 ■ Non-Conf,
 S Site,
 ■ Home
 ■ Away
 N Neutral

Average RPI Win:	306	WON-LOST	WINNING	LAST 10	STRENGTH OF	OPP. STRENGTH	TEAM	ADJ.	CONF.	ADJ CONF.
Average RPI Loss:	170	RECORD	PCT. RANK	GAMES	SCHEDULE	OF SCHEDULE	RPI	RPI	RPI	RPI
DIV. I ONLY	5- 15	301	0- 1	264	250	301	301	23	23	
DIV. I NON-CONF.	4- 6	212	0- 0	304	255	279	279	25	25	
TOTALS	RPI 1-25	RPI 26-50	W-L RECORDS	RPI 51-100	RPI 101-150	RPI 150+				
5- 15	0- 1	0- 0	OVERALL	0- 3	0- 3	5- 8				
1- 8	0- 0	0- 0	HOME	0- 1	0- 2	1- 5				
2- 7	0- 1	0- 0	AWAY	0- 2	0- 1	2- 3				
2- 0	0- 0	0- 0	NEUTRAL	0- 0	0- 0	2- 0				
4- 6	0- 1	0- 0	NON-CONFERENCE	0- 1	0- 1	4- 3				
0- 4	0- 0	0- 0	HOME	0- 0	0- 1	0- 3				
2- 2	0- 1	0- 0	AWAY	0- 1	0- 0	2- 0				
2- 0	0- 0	0- 0	NEUTRAL	0- 0	0- 0	2- 0				
1- 9	0- 0	0- 0	CONFERENCE	0- 2	0- 2	1- 5				
1- 4	0- 0	0- 0	HOME	0- 1	0- 1	1- 2				
0- 5	0- 0	0- 0	AWAY	0- 1	0- 1	0- 3				
0- 0	0- 0	0- 0	NEUTRAL	0- 0	0- 0	0- 0				

RPI 1-25				RPI 26-50				RPI 51-100				RPI 101+ Team's RPI: 301			
RPI	S	Opponent	Score	RPI	S	Opponent	Score	RPI	S	Opponent	Score	RPI	S	Opponent	Score
17	A	Maryland	61 92					75	A	Maine	44 84	107	A	Hartford	47 92
								75	H	Maine	45 58	107	H	Hartford	52 66
								95	A	American	42 64	116	H	Towson	62 71
												159	A	Stony Brook	44 57
												178	H	UMES	67 73
												240	A	Albany (NY)	44 64
												254	H	Hofstra	42 45
												265	A	Binghamton	45 67
												265	H	Mt. St. Mary's	52 65
												276	H	Vermont	44 58
												295	A	Morgan St.	73 68
												297	N	UTSA	72 58
												298	N	Kennesaw St.	57 53
												312	H	New Hampshire	64 62
												321	H	UMass Lowell	55 67
												326	A	Coppin St.	57 52
LAST 12 Division I GAMES:															
75	H	Maine	45 58	265	A	Binghamton	45 67								
107	A	Hartford	47 92	321	H	UMass Lowell	55 67								
159	A	Stony Brook	44 57	107	H	Hartford	52 66								
312	H	New Hampshire	64 62	75	A	Maine	44 84								
276	H	Vermont	44 58	178	H	UMES	67 73								
240	A	Albany (NY)	44 64	295	A	Morgan St.	73 68								

Non-Div I Games: Notre Dame (MD) 81 43 Eastern 81 42 Gettysburg 65 51

UMBC

Loss, Non-Conf, S Site, H Home A Away N Neutral

Average RPI Win:	293	WON-LOST	WINNING	LAST 10	STRENGTH OF	OPP. STRENGTH	TEAM	ADJ.	CONF.	ADJ CONF.
Average RPI Loss:	155	RECORD	PCT. RANK	GAMES	SCHEDULE	OF SCHEDULE	RPI	RPI	RPI	RPI
DIV. I ONLY	12- 11	156	0- 1	263	323	178	178	32	32	
DIV. I NON-CONF.	2- 9	297	0- 0	235	67	260	260	32	32	
TOTALS	RPI 1-25	RPI 26-50	W-L RECORDS	RPI 51-100	RPI 101-150	RPI 150+				
12- 11	0- 3	0- 0	OVERALL	0- 1	0- 1	12- 6				
4- 2	0- 1	0- 0	HOME	0- 0	0- 0	4- 1				
8- 9	0- 2	0- 0	AWAY	0- 1	0- 1	8- 5				
0- 0	0- 0	0- 0	NEUTRAL	0- 0	0- 0	0- 0				
2- 9	0- 3	0- 0	NON-CONFERENCE	0- 1	0- 1	2- 4				
0- 1	0- 1	0- 0	HOME	0- 0	0- 0	0- 0				
2- 8	0- 2	0- 0	AWAY	0- 1	0- 1	2- 4				
0- 0	0- 0	0- 0	NEUTRAL	0- 0	0- 0	0- 0				
10- 2	0- 0	0- 0	CONFERENCE	0- 0	0- 0	10- 2				
4- 1	0- 0	0- 0	HOME	0- 0	0- 0	4- 1				
6- 1	0- 0	0- 0	AWAY	0- 0	0- 0	6- 1				
0- 0	0- 0	0- 0	NEUTRAL	0- 0	0- 0	0- 0				

RPI 1-25				RPI 26-50				RPI 51-100				RPI 101+ Team's RPI: 178			
RPI	S	Opponent	Score	RPI	S	Opponent	Score	RPI	S	Opponent	Score	RPI	S	Opponent	Score
9	A	Syracuse	51 96					92	A	Georgetown	55 74	119	A	Wake Forest	67 78
23	A	Miami (FL)	53 71									204	A	East Carolina	69 84
25	H	Buffalo	63 69									206	A	George Mason	49 70
												218	A	N.C. A&T	58 70
												218	H	N.C. A&T	49 51
												229	A	Howard	80 73
												229	H	Howard	80 72
												239	A	Bethune-Cookman	64 52
												255	A	Richmond	55 57
												265	A	Mt. St. Mary's	86 73
												269	A	Norfolk St.	59 43
												295	A	Morgan St.	73 68
												301	A	UMBC	73 67
												305	H	South Carolina St.	63 43
												341	A	Longwood	71 83
												342	A	N.C. Central	69 61
												342	H	N.C. Central	59 49
												345	H	Savannah St.	78 46
												349	A	Florida A&M	68 36
LAST 12 Division I GAMES:															
218	A	N.C. A&T	58 70	239	A	Bethune-Cookman	64 52								
342	A	N.C. Central	69 61	349	A	Florida A&M	68 36								
345	H	Savannah St.	78 46	218	H	N.C. A&T	49 51								
305	H	South Carolina St.	63 43	342	H	N.C. Central	59 49								
229	A	Howard	80 73	229	H	Howard	80 72								
269	A	Norfolk St.	59 43	295	A	Morgan St.	73 68								

Non-Div I Games: Regent 72 16 Cheyney 88 39

UMES

Loss, Non-Conf, S Site, H Home A Away N Neutral

UMKC										
Average RPI Win:	284	WON-LOST	WINNING	LAST 10	STRENGTH OF	OPP. STRENGTH	TEAM	ADJ.	CONF.	ADJ CONF.
Average RPI Loss:	170	RECORD	PCT. RANK	GAMES	SCHEDULE	OF SCHEDULE	RPI	RPI	RPI	RPI
DIV. I ONLY	9- 11	203	0- 1	270	311	237	237	30	30	
DIV. I NON-CONF.	4- 7	228	0- 0	164	241	207	207	30	30	

TOTALS	RPI 1-25	RPI 26-50	W-L RECORDS	RPI 51-100	RPI 101-150	RPI 150+				
9- 11	0- 0	0- 1	OVERALL	0- 1	0- 1	9- 8				
3- 6	0- 0	0- 0	HOME	0- 0	0- 0	3- 6				
6- 5	0- 0	0- 1	AWAY	0- 1	0- 1	6- 2				
0- 0	0- 0	0- 0	NEUTRAL	0- 0	0- 0	0- 0				
4- 7	0- 0	0- 1	NON-CONFERENCE	0- 1	0- 1	4- 4				
2- 2	0- 0	0- 0	HOME	0- 0	0- 0	2- 2				
2- 5	0- 0	0- 1	AWAY	0- 1	0- 1	2- 2				
0- 0	0- 0	0- 0	NEUTRAL	0- 0	0- 0	0- 0				
5- 4	0- 0	0- 0	CONFERENCE	0- 0	0- 0	5- 4				
1- 4	0- 0	0- 0	HOME	0- 0	0- 0	1- 4				
4- 0	0- 0	0- 0	AWAY	0- 0	0- 0	4- 0				
0- 0	0- 0	0- 0	NEUTRAL	0- 0	0- 0	0- 0				

RPI 1-25				RPI 26-50				RPI 51-100				RPI 101+ Team's RPI: 237			
RPI	S	Opponent	Score	RPI	S	Opponent	Score	RPI	S	Opponent	Score	RPI	S	Opponent	Score
				33	A	Missouri	59 66	54	A	Kansas St.	50 61	118	A	Kansas	55 67
												154	H	Louisiana Tech	80 70
												166	H	New Mexico St.	86 90
												169	A	Denver	75 92
												175	A	Oral Roberts	64 75
												190	H	Illinois St.	55 62
												206	H	George Mason	84 91
												219	H	UTRGV	56 75
												250	A	Loyola Chicago	88 74
												256	H	SIUE	80 75
												262	A	California Baptist	78 74
												262	H	California Baptist	92 95
												273	H	CSU Bakersfield	57 67
												282	A	Utah Valley	68 64
												322	A	North Dakota St.	69 59
												339	H	Grand Canyon	73 45
												343	A	Seattle U	86 62
												348	A	Chicago St.	111 58
LAST 12 Division I GAMES:															
				262	H	California Baptist	92 95	273	H	CSU Bakersfield	57 67				
				219	H	UTRGV	56 75	262	A	California Baptist	78 74				
				166	H	New Mexico St.	86 90	348	A	Chicago St.	111 58				
				343	A	Seattle U	86 62	190	H	Illinois St.	55 62				
				282	A	Utah Valley	68 64	154	H	Louisiana Tech	80 70				
				339	H	Grand Canyon	73 45	256	H	SIUE	80 75				

Non-Div I Games: Peru St. 98 62 Mo.-St. Louis 92 63

UMKC

■ Loss,
 ■ Non-Conf,
 ■ S Site,
 ■ Home
 ■ A Away
 N Neutral

Average RPI Win:	291	WON-LOST	WINNING	LAST 10	STRENGTH OF	OPP. STRENGTH	TEAM	ADJ.	CONF.	ADJ CONF.
Average RPI Loss:	207	RECORD	PCT. RANK	GAMES	SCHEDULE	OF SCHEDULE	RPI	RPI	RPI	RPI
DIV. I ONLY	5- 18	316	0- 1	290	319	321	321	23	23	
DIV. I NON-CONF.	3- 9	271	0- 0	286	342	308	308	25	25	
TOTALS	RPI 1-25	RPI 26-50	W-L RECORDS	RPI 51-100	RPI 101-150	RPI 150+				
5- 18	0- 0	0- 1	OVERALL	0- 1	0- 3	5- 13				
2- 7	0- 0	0- 0	HOME	0- 0	0- 2	2- 5				
3- 11	0- 0	0- 1	AWAY	0- 1	0- 1	3- 8				
0- 0	0- 0	0- 0	NEUTRAL	0- 0	0- 0	0- 0				
3- 9	0- 0	0- 1	NON-CONFERENCE	0- 0	0- 2	3- 6				
1- 3	0- 0	0- 0	HOME	0- 0	0- 1	1- 2				
2- 6	0- 0	0- 1	AWAY	0- 0	0- 1	2- 4				
0- 0	0- 0	0- 0	NEUTRAL	0- 0	0- 0	0- 0				
2- 9	0- 0	0- 0	CONFERENCE	0- 1	0- 1	2- 7				
1- 4	0- 0	0- 0	HOME	0- 0	0- 1	1- 3				
1- 5	0- 0	0- 0	AWAY	0- 1	0- 0	1- 4				
0- 0	0- 0	0- 0	NEUTRAL	0- 0	0- 0	0- 0				

RPI S	Opponent	Score	RPI S	Opponent	Score	RPI S	Opponent	Score	RPI S	Opponent	Score	Team's RPI: 321
44	A Butler	36 89	75	A Maine	45 79	107	H Hartford	44 66	117	H Providence	47 71	
						120	A Seton Hall	57 90	159	A Stony Brook	56 76	
						159	H Stony Brook	47 64	197	A Massachusetts	62 59	
						200	A Dartmouth	54 70	208	A Holy Cross	54 63	
						240	A Albany (NY)	56 63	247	H Colgate	52 61	
						265	H Binghamton	50 70	276	A Vermont	42 52	
						276	H Vermont	54 51	277	A Cornell	54 63	
						295	A Morgan St.	49 61	301	A UMBC	67 55	
						307	H Bryant	57 58	312	A New Hampshire	46 54	
						312	H New Hampshire	53 56	328	H Saint Peter's	59 57	
						351	A LIU Brooklyn	69 64				
LAST 12 Division I GAMES:												
159	H Stony Brook	47 64	240	A Albany (NY)	56 63							
312	A New Hampshire	46 54	301	A UMBC	67 55							
276	A Vermont	42 52	312	H New Hampshire	53 56							
75	A Maine	45 79	159	A Stony Brook	56 76							
265	H Binghamton	50 70	276	H Vermont	54 51							
107	H Hartford	44 66	295	A Morgan St.	49 61							

Non-Div I Games: Fisher 79 45

UMass Lowell

■ Loss,
 ■ Non-Conf,
 ■ S Site,
 ■ H Home
 ■ A Away
 N Neutral

UNC Asheville

Through Games Of Feb. 11, 2019

Average RPI Win:	266	WON-LOST	WINNING	LAST 10	STRENGTH OF	OPP. STRENGTH	TEAM	ADJ.	CONF.	ADJ CONF.
Average RPI Loss:	171	RECORD	PCT. RANK	GAMES	SCHEDULE	OF SCHEDULE	RPI	RPI	RPI	RPI
DIV. I ONLY	10- 11	180	0- 1	205	329	194	194	28	28	
DIV. I NON-CONF.	4- 6	212	0- 0	122	306	200	200	29	29	
TOTALS	RPI 1-25	RPI 26-50	W-L RECORDS	RPI 51-100	RPI 101-150	RPI 150+				
10- 11	0- 0	0- 0	OVERALL	0- 3	2- 1	8- 7				
8- 1	0- 0	0- 0	HOME	0- 0	2- 0	6- 1				
2- 10	0- 0	0- 0	AWAY	0- 3	0- 1	2- 6				
0- 0	0- 0	0- 0	NEUTRAL	0- 0	0- 0	0- 0				
4- 6	0- 0	0- 0	NON-CONFERENCE	0- 2	1- 1	3- 3				
4- 0	0- 0	0- 0	HOME	0- 0	1- 0	3- 0				
0- 6	0- 0	0- 0	AWAY	0- 2	0- 1	0- 3				
0- 0	0- 0	0- 0	NEUTRAL	0- 0	0- 0	0- 0				
6- 5	0- 0	0- 0	CONFERENCE	0- 1	1- 0	5- 4				
4- 1	0- 0	0- 0	HOME	0- 0	1- 0	3- 1				
2- 4	0- 0	0- 0	AWAY	0- 1	0- 0	2- 3				
0- 0	0- 0	0- 0	NEUTRAL	0- 0	0- 0	0- 0				

RPI 1-25				RPI 26-50				RPI 51-100				RPI 101+				Team's RPI: 194	
RPI	S	Opponent	Score	RPI	S	Opponent	Score	RPI	S	Opponent	Score	RPI	S	Opponent	Score		
								56	A	Middle Tenn.	46	67	130	A	Tennessee Tech	53	60
								61	A	Tennessee	46	73	132	H	High Point	67	56
								94	A	Radford	46	60	148	H	Davidson	69	56
													153	A	Charlotte	53	70
													157	A	Mercer	47	61
													191	H	Hampton	58	61
													223	A	Furman	47	58
													242	A	Campbell	48	49
													242	H	Campbell	60	52
													244	H	ETSU	56	55
													259	H	Winthrop	70	36
													260	A	Gardner-Webb	59	69
													285	H	Wofford	60	46
													316	A	Charleston So.	59	70
													335	A	Presbyterian	52	43
													337	H	Western Caro.	74	49
													340	A	USC Upstate	93	86
													341	H	Longwood	80	55
LAST 12 Division I GAMES:																	
				242	A	Campbell	48	49					340	A	USC Upstate	93	86
				316	A	Charleston So.	59	70					242	H	Campbell	60	52
				259	H	Winthrop	70	36					260	A	Gardner-Webb	59	69
				335	A	Presbyterian	52	43					191	H	Hampton	58	61
				341	H	Longwood	80	55					94	A	Radford	46	60
				132	H	High Point	67	56					157	A	Mercer	47	61

Non-Div I Games: Warren Wilson 92 31

UNC Asheville

■ Loss,
 ■ Non-Conf,
 ■ S Site,
 ■ H Home
 ■ A Away
 N Neutral

Through Games Of Feb. 11, 2019

RPI 1-25				RPI 26-50				RPI 51-100				RPI 101+				Team's RPI: 314	
RPI	S	Opponent	Score	RPI	S	Opponent	Score	RPI	S	Opponent	Score	RPI	S	Opponent	Score		
24	A	North Carolina	62 83									120	N	Seton Hall	64 71		
												132	A	High Point	75 82		
												141	A	Appalachian St.	65 68		
												142	A	Chattanooga	54 64		
												155	A	Georgia St.	63 70		
												157	H	Mercer	58 71		
												184	N	Eastern Mich.	49 44		
												186	H	Coastal Caro.	71 78		
												223	A	Furman	61 64		
												223	H	Furman	49 59		
												232	H	Liberty	48 45		
												242	A	Campbell	49 53		
												244	A	ETSU	76 85		
												255	A	Richmond	48 59		
												268	H	Samford	55 54		
												285	A	Wofford	66 93		
												285	H	Wofford	77 61		
												337	H	Western Caro.	71 59		
												342	A	N.C. Central	57 66		
LAST 12 Division I GAMES:																	
				223	H	Furman	49 59	268	H	Samford	55 54						
				285	H	Wofford	77 61	285	A	Wofford	66 93						
				142	A	Chattanooga	54 64	223	A	Furman	61 64						
				244	A	ETSU	76 85	255	A	Richmond	48 59						
				337	H	Western Caro.	71 59	186	H	Coastal Caro.	71 78						
				157	H	Mercer	58 71	120	N	Seton Hall	64 71						

Non-Div I Games:	Pfeiffer	92	23	UNC Pembroke	72	32	Lees-McRae	92	36	Young Harris	62	29	UNC Greensboro
------------------	----------	----	----	--------------	----	----	------------	----	----	--------------	----	----	----------------

■ Loss, ■ Non-Conf, S Site, H Home A Away N Neutral

Average RPI Win:	221	WON-LOST	WINNING	LAST 10	STRENGTH OF	OPP. STRENGTH	TEAM	ADJ.	CONF.	ADJ CONF.
Average RPI Loss:	98	RECORD	PCT. RANK	GAMES	SCHEDULE	OF SCHEDULE	RPI	RPI	RPI	RPI
DIV. I ONLY	13- 7	96	1- 0	198	146	106	106	10	10	
DIV. I NON-CONF.	5- 4	139	0- 0	279	246	168	168	10	10	
TOTALS	RPI 1-25	RPI 26-50	W-L RECORDS	RPI 51-100	RPI 101-150	RPI 150+				
13- 7	0- 1	1- 1	OVERALL	1- 1	1- 2	10- 2				
10- 0	0- 0	1- 0	HOME	1- 0	1- 0	7- 0				
3- 7	0- 1	0- 1	AWAY	0- 1	0- 2	3- 2				
0- 0	0- 0	0- 0	NEUTRAL	0- 0	0- 0	0- 0				
5- 4	0- 1	0- 1	NON-CONFERENCE	0- 0	0- 2	5- 0				
3- 0	0- 0	0- 0	HOME	0- 0	0- 0	3- 0				
2- 4	0- 1	0- 1	AWAY	0- 0	0- 2	2- 0				
0- 0	0- 0	0- 0	NEUTRAL	0- 0	0- 0	0- 0				
8- 3	0- 0	1- 0	CONFERENCE	1- 1	1- 0	5- 2				
7- 0	0- 0	1- 0	HOME	1- 0	1- 0	4- 0				
1- 3	0- 0	0- 0	AWAY	0- 1	0- 0	1- 2				
0- 0	0- 0	0- 0	NEUTRAL	0- 0	0- 0	0- 0				

RPI 1-25				RPI 26-50				RPI 51-100				RPI 101+ Team's RPI: 106			
RPI	S	Opponent	Score	RPI	S	Opponent	Score	RPI	S	Opponent	Score	RPI	S	Opponent	Score
24	A	North Carolina	55 82	32	A	Ohio	72 95	77	A	Drexel	55 67	111	A	VCU	47 58
				35	H	James Madison	66 63	78	H	Northeastern	83 70	116	H	Towson	77 73
												127	A	Pittsburgh	56 60
												152	A	Delaware	53 65
												163	A	William & Mary	64 70
												163	H	William & Mary	66 58
												189	A	Elon	75 70
												189	H	Elon	76 51
												204	A	East Carolina	71 68
												254	H	Hofstra	89 54
												291	H	Col. of Charleston	71 49
												335	H	Presbyterian	63 48
												339	H	Grand Canyon	77 55
												341	H	Longwood	35 33
												342	A	N.C. Central	89 82
LAST 12 Division I GAMES:															
163	H	William & Mary	66 58	116	H	Towson	77 73								
189	H	Elon	76 51	35	H	James Madison	66 63								
78	H	Northeastern	83 70	189	A	Elon	75 70								
254	H	Hofstra	89 54	163	A	William & Mary	64 70								
77	A	Drexel	55 67	291	H	Col. of Charleston	71 49								
152	A	Delaware	53 65	204	A	East Carolina	71 68								

Non-Div I Games: Fayetteville St. 72 54 Belmont Abbey 74 58

UNCW

Loss, Non-Conf, S Site, H Home A Away N Neutral

Average RPI Win:	221	WON-LOST	WINNING	LAST 10	STRENGTH OF	OPP. STRENGTH	TEAM	ADJ.	CONF.	ADJ CONF.
Average RPI Loss:	64	RECORD	PCT. RANK	GAMES	SCHEDULE	OF SCHEDULE	RPI	RPI	RPI	RPI
DIV. I ONLY	14- 8	101	0- 1	105	132	83	83	13	13	
DIV. I NON-CONF.	6- 5	143	0- 1	62	59	67	67	15	15	
TOTALS	RPI 1-25	RPI 26-50	W-L RECORDS	RPI 51-100	RPI 101-150	RPI 150+				
14- 8	0- 3	0- 0	OVERALL	0- 4	2- 0	12- 1				
7- 2	0- 1	0- 0	HOME	0- 1	1- 0	6- 0				
7- 5	0- 2	0- 0	AWAY	0- 2	1- 0	6- 1				
0- 1	0- 0	0- 0	NEUTRAL	0- 1	0- 0	0- 0				
6- 5	0- 2	0- 0	NON-CONFERENCE	0- 3	2- 0	4- 0				
4- 0	0- 0	0- 0	HOME	0- 0	1- 0	3- 0				
2- 4	0- 2	0- 0	AWAY	0- 2	1- 0	1- 0				
0- 1	0- 0	0- 0	NEUTRAL	0- 1	0- 0	0- 0				
8- 3	0- 1	0- 0	CONFERENCE	0- 1	0- 0	8- 1				
3- 2	0- 1	0- 0	HOME	0- 1	0- 0	3- 0				
5- 1	0- 0	0- 0	AWAY	0- 0	0- 0	5- 1				
0- 0	0- 0	0- 0	NEUTRAL	0- 0	0- 0	0- 0				

RPI 1-25				RPI 26-50				RPI 51-100 Team's RPI: 83				RPI 101+			
RPI	S	Opponent	Score	RPI	S	Opponent	Score	RPI	S	Opponent	Score	RPI	S	Opponent	Score
8	A	Marquette	61 102					54	A	Kansas St.	62 72	115	H	Creighton	65 55
11	A	Iowa	57 83					63	H	Missouri St.	58 63	123	A	IUPUI	53 40
22	H	Drake	64 88					65	N	Boise St.	60 61	152	H	Delaware	79 67
								98	A	Northern Ill.	59 70	156	A	Bradley	81 78
												160	H	Southern Ill.	65 53
												173	A	Indiana St.	71 51
												190	A	Illinois St.	64 66
												225	H	North Dakota	64 60
												250	A	Loyola Chicago	71 65
												250	H	Loyola Chicago	64 52
												258	A	Long Beach St.	71 64
												292	A	Valparaiso	64 56
												292	H	Valparaiso	71 52
												317	H	Omaha	79 50
												336	A	Evansville	74 46
LAST 12 Division I GAMES:															
98	A	Northern Ill.	59 70	173	A	Indiana St.	71 51								
8	A	Marquette	61 102	336	A	Evansville	74 46								
292	A	Valparaiso	64 56	22	H	Drake	64 88								
250	A	Loyola Chicago	71 65	250	H	Loyola Chicago	64 52								
63	H	Missouri St.	58 63	292	H	Valparaiso	71 52								
160	H	Southern Ill.	65 53	156	A	Bradley	81 78								

Non-Div I Games: Minnesota St. 73 56

UNI

Loss, Non-Conf, S Site, H Home A Away N Neutral

Average RPI Win:	221	WON-LOST	WINNING	LAST 10	STRENGTH OF	OPP. STRENGTH	TEAM	ADJ.	CONF.	ADJ CONF.
Average RPI Loss:	125	RECORD	PCT. RANK	GAMES	SCHEDULE	OF SCHEDULE	RPI	RPI	RPI	RPI
DIV. I ONLY	7- 15	268	0- 1	78	168	215	215	15	15	
DIV. I NON-CONF.	2- 9	297	0- 1	73	197	272	272	13	13	
TOTALS	RPI 1-25	RPI 26-50	W-L RECORDS	RPI 51-100	RPI 101-150	RPI 150+				
7- 15	0- 1	1- 3	OVERALL	0- 4	0- 2	6- 5				
6- 6	0- 1	1- 1	HOME	0- 3	0- 0	5- 1				
1- 9	0- 0	0- 2	AWAY	0- 1	0- 2	1- 4				
0- 0	0- 0	0- 0	NEUTRAL	0- 0	0- 0	0- 0				
2- 9	0- 1	0- 1	NON-CONFERENCE	0- 3	0- 1	2- 3				
2- 5	0- 1	0- 1	HOME	0- 2	0- 0	2- 1				
0- 4	0- 0	0- 0	AWAY	0- 1	0- 1	0- 2				
0- 0	0- 0	0- 0	NEUTRAL	0- 0	0- 0	0- 0				
5- 6	0- 0	1- 2	CONFERENCE	0- 1	0- 1	4- 2				
4- 1	0- 0	1- 0	HOME	0- 1	0- 0	3- 0				
1- 5	0- 0	0- 2	AWAY	0- 0	0- 1	1- 2				
0- 0	0- 0	0- 0	NEUTRAL	0- 0	0- 0	0- 0				

RPI 1-25				RPI 26-50				RPI 51-100				RPI 101+ Team's RPI: 215			
RPI	S	Opponent	Score	RPI	S	Opponent	Score	RPI	S	Opponent	Score	RPI	S	Opponent	Score
13	H	Gonzaga	59 70	47	A	Wyoming	62 90	56	H	Middle Tenn.	62 66	113	A	Fresno St.	55 73
				48	A	New Mexico	77 80	65	H	Boise St.	57 64	139	A	Portland St.	49 58
				48	H	New Mexico	66 57	74	A	Duke	38 66	168	A	UC Irvine	55 57
				49	H	Southern California	72 86	76	H	Wright St.	52 68	202	H	San Diego St.	71 57
												210	H	Florida	56 53
												221	H	Utah St.	77 56
												234	A	Nevada	62 70
												243	H	Hawaii	61 66
												248	A	Colorado St.	49 52
												251	H	Air Force	66 56
												293	H	UC Santa Barbara	69 51
												305	A	South Carolina St.	49 58
												324	A	San Jose St.	53 43
LAST 12 Division I GAMES:															
305	A	South Carolina St.	49 58	234	A	Nevada	62 70								
210	H	Florida	56 53	202	H	San Diego St.	71 57								
56	H	Middle Tenn.	62 66	48	A	New Mexico	77 80								
113	A	Fresno St.	55 73	324	A	San Jose St.	53 43								
65	H	Boise St.	57 64	251	H	Air Force	66 56								
221	H	Utah St.	77 56	48	H	New Mexico	66 57								

Non-Div I Games:

UNLV

■ Loss,
■ Non-Conf, S Site,
■ Home
■ Away
N Neutral

Average RPI Win:	314	WON-LOST	WINNING	LAST 10	STRENGTH OF	OPP. STRENGTH	TEAM	ADJ.	CONF.	ADJ CONF.
Average RPI Loss:	227	RECORD	PCT. RANK	GAMES	SCHEDULE	OF SCHEDULE	RPI	RPI	RPI	RPI
DIV. I ONLY	3- 16	330	0- 1	330	333	340	340	28	28	
DIV. I NON-CONF.	1- 7	319	0- 0	324	333	337	337	29	29	
TOTALS	RPI 1-25	RPI 26-50	W-L RECORDS	RPI 51-100	RPI 101-150	RPI 150+				
3- 16	0- 0	0- 0	OVERALL	0- 3	0- 1	3- 12				
1- 4	0- 0	0- 0	HOME	0- 1	0- 1	1- 2				
2- 12	0- 0	0- 0	AWAY	0- 2	0- 0	2- 10				
0- 0	0- 0	0- 0	NEUTRAL	0- 0	0- 0	0- 0				
1- 7	0- 0	0- 0	NON-CONFERENCE	0- 2	0- 0	1- 5				
0- 0	0- 0	0- 0	HOME	0- 0	0- 0	0- 0				
1- 7	0- 0	0- 0	AWAY	0- 2	0- 0	1- 5				
0- 0	0- 0	0- 0	NEUTRAL	0- 0	0- 0	0- 0				
2- 9	0- 0	0- 0	CONFERENCE	0- 1	0- 1	2- 7				
1- 4	0- 0	0- 0	HOME	0- 1	0- 1	1- 2				
1- 5	0- 0	0- 0	AWAY	0- 0	0- 0	1- 5				
0- 0	0- 0	0- 0	NEUTRAL	0- 0	0- 0	0- 0				

RPI 1-25				RPI 26-50				RPI 51-100				RPI 101+				Team's RPI: 340	
RPI	S	Opponent	Score	RPI	S	Opponent	Score	RPI	S	Opponent	Score	RPI	S	Opponent	Score		
								71	A	Virginia Tech	45	96	132	H	High Point	61	87
								94	H	Radford	41	82	191	A	Hampton	43	67
								97	A	Nebraska	64	87	194	H	UNC Asheville	86	93
												204	A	East Carolina	53	63	
												223	A	Furman	67	78	
												242	A	Campbell	41	61	
												259	A	Winthrop	76	50	
												260	A	Gardner-Webb	72	92	
												305	A	South Carolina St.	66	71	
												316	A	Charleston So.	62	74	
												316	H	Charleston So.	75	78	
												317	A	Omaha	69	96	
												335	A	Presbyterian	54	70	
												337	A	Western Caro.	64	68	
												341	H	Longwood	72	67	
												342	A	N.C. Central	82	63	
LAST 12 Division I GAMES:																	
				316	A	Charleston So.	62	74		316	H	Charleston So.	75	78			
				242	A	Campbell	41	61		194	H	UNC Asheville	86	93			
				94	H	Radford	41	82		335	A	Presbyterian	54	70			
				191	A	Hampton	43	67		259	A	Winthrop	76	50			
				341	H	Longwood	72	67		132	H	High Point	61	87			
				260	A	Gardner-Webb	72	92		204	A	East Carolina	53	63			

Non-Div I Games: Brevard 71 53 Converse 69 51 UNKNOWN 101 53

USC Upstate

Loss, Non-Conf, S Site, H Home A Away N Neutral

Average RPI Win:	213	WON-LOST	WINNING	LAST 10	STRENGTH OF	OPP. STRENGTH	TEAM	ADJ.	CONF.	ADJ CONF.
Average RPI Loss:	92	RECORD	PCT. RANK	GAMES	SCHEDULE	OF SCHEDULE	RPI	RPI	RPI	RPI
DIV. I ONLY	18- 5	32	1- 0	239	128	88	88	12	12	
DIV. I NON-CONF.	8- 3	72	0- 0	288	161	144	144	14	14	
TOTALS	RPI 1-25	RPI 26-50	W-L RECORDS	RPI 51-100	RPI 101-150	RPI 150+				
18- 5	0- 0	0- 1	OVERALL	0- 2	3- 1	15- 1				
8- 2	0- 0	0- 1	HOME	0- 1	1- 0	7- 0				
10- 3	0- 0	0- 0	AWAY	0- 1	2- 1	8- 1				
0- 0	0- 0	0- 0	NEUTRAL	0- 0	0- 0	0- 0				
8- 3	0- 0	0- 1	NON-CONFERENCE	0- 1	1- 1	7- 0				
3- 2	0- 0	0- 1	HOME	0- 1	0- 0	3- 0				
5- 1	0- 0	0- 0	AWAY	0- 0	1- 1	4- 0				
0- 0	0- 0	0- 0	NEUTRAL	0- 0	0- 0	0- 0				
10- 2	0- 0	0- 0	CONFERENCE	0- 1	2- 0	8- 1				
5- 0	0- 0	0- 0	HOME	0- 0	1- 0	4- 0				
5- 2	0- 0	0- 0	AWAY	0- 1	1- 0	4- 1				
0- 0	0- 0	0- 0	NEUTRAL	0- 0	0- 0	0- 0				

RPI S	Opponent	Score	RPI S	Opponent	Score	RPI S	Opponent	Score	RPI S	Opponent	Score
49	H Southern California	61 73	60	A Little Rock	65 68	101	A Houston	65 61	113	A Fresno St.	61 70
			82	H Arkansas	65 66	141	A Appalachian St.	72 65	141	H Appalachian St.	99 94
						155	A Georgia St.	48 50	155	H Georgia St.	69 45
						174	A Arkansas St.	100 73	175	A Oral Roberts	80 62
						180	H Texas St.	68 53	186	A Coastal Caro.	67 64
						186	H Coastal Caro.	79 53	205	A SMU	66 41
						212	H Grambling	78 54	241	A San Francisco	80 73
						252	A Louisiana	76 61	285	H Jackson St.	99 63
						288	A Ga. Southern	74 53	288	H Ga. Southern	81 48
						297	H UTSA	53 48	319	A Incarnate Word	97 49
LAST 12 Division I GAMES:											
141	A Appalachian St.	72 65	60	A Little Rock	65 68	174	A Arkansas St.	100 73	186	H Coastal Caro.	79 53
186	A Coastal Caro.	67 64	141	H Appalachian St.	99 94	288	A Ga. Southern	74 53	155	H Georgia St.	69 45
180	H Texas St.	68 53	288	A Ga. Southern	74 53	155	H Georgia St.	48 50	288	H Ga. Southern	81 48
252	A Louisiana	76 61	155	A Georgia St.	48 50						
155	H Georgia St.	69 45									
288	H Ga. Southern	81 48									

Non-Div I Games:

UT Arlington

■ Loss,
 ■ Non-Conf,
 ■ S Site,
 ■ Home
 ■ A Away
 N Neutral

Average RPI Win:	251	WON-LOST	WINNING	LAST 10	STRENGTH OF	OPP. STRENGTH	TEAM	ADJ.	CONF.	ADJ CONF.
Average RPI Loss:	115	RECORD	PCT. RANK	GAMES	SCHEDULE	OF SCHEDULE	RPI	RPI	RPI	RPI
DIV. I ONLY	14- 7	81	0- 1	274	183	134	134	22	22	
DIV. I NON-CONF.	6- 3	91	0- 0	259	58	99	99	21	21	
TOTALS	RPI 1-25	RPI 26-50	W-L RECORDS	RPI 51-100	RPI 101-150	RPI 150+				
14- 7	0- 1	0- 0	OVERALL	0- 2	1- 3	13- 1				
9- 1	0- 0	0- 0	HOME	0- 0	0- 1	9- 0				
5- 6	0- 1	0- 0	AWAY	0- 2	1- 2	4- 1				
0- 0	0- 0	0- 0	NEUTRAL	0- 0	0- 0	0- 0				
6- 3	0- 1	0- 0	NON-CONFERENCE	0- 1	1- 1	5- 0				
4- 0	0- 0	0- 0	HOME	0- 0	0- 0	4- 0				
2- 3	0- 1	0- 0	AWAY	0- 1	1- 1	1- 0				
0- 0	0- 0	0- 0	NEUTRAL	0- 0	0- 0	0- 0				
8- 4	0- 0	0- 0	CONFERENCE	0- 1	0- 2	8- 1				
5- 1	0- 0	0- 0	HOME	0- 0	0- 1	5- 0				
3- 3	0- 0	0- 0	AWAY	0- 1	0- 1	3- 1				
0- 0	0- 0	0- 0	NEUTRAL	0- 0	0- 0	0- 0				

RPI 1-25				RPI 26-50				RPI 51-100				RPI 101+ Team's RPI: 134			
RPI	S	Opponent	Score	RPI	S	Opponent	Score	RPI	S	Opponent	Score	RPI	S	Opponent	Score
3	A	Louisville	62 102					64	A	Belmont	86 100	121	A	Morehead St.	75 85
								90	A	Northwestern	64 90	123	A	IUPUI	72 73
												130	H	Tennessee Tech	76 80
												142	A	Chattanooga	81 79
												160	H	Southern Ill.	95 94
												174	H	Arkansas St.	97 91
												201	H	Jacksonville St.	77 72
												222	A	Southeast Mo. St.	80 73
												256	H	SIUE	68 55
												268	H	Samford	89 68
												271	A	Eastern Ill.	71 77
												271	H	Eastern Ill.	90 66
												281	H	Murray St.	75 67
												287	H	Austin Peay	74 65
												290	A	Tennessee St.	73 61
												310	H	Mississippi Val.	110 51
												323	A	Lipscomb	62 53
												327	A	Eastern Ky.	87 61
LAST 12 Division I GAMES:															
130	H	Tennessee Tech	76 80	121	A	Morehead St.	75 85								
201	H	Jacksonville St.	77 72	327	A	Eastern Ky.	87 61								
64	A	Belmont	86 100	287	H	Austin Peay	74 65								
290	A	Tennessee St.	73 61	281	H	Murray St.	75 67								
256	H	SIUE	68 55	222	A	Southeast Mo. St.	80 73								
271	H	Eastern Ill.	90 66	271	A	Eastern Ill.	71 77								

Non-Div I Games: Ala.-Huntsville 100 69 Christian Bros. 108 82

UT Martin

Loss, Non-Conf, S Site, H Home A Away N Neutral

Average RPI Win:	292	WON-LOST	WINNING	LAST 10	STRENGTH OF	OPP. STRENGTH	TEAM	ADJ.	CONF.	ADJ CONF.
Average RPI Loss:	140	RECORD	PCT. RANK	GAMES	SCHEDULE	OF SCHEDULE	RPI	RPI	RPI	RPI
DIV. I ONLY	6- 18	301	1- 0	149	233	264	264	14	14	
DIV. I NON-CONF.	3- 10	278	0- 0	169	313	301	301	19	19	
TOTALS	RPI 1-25	RPI 26-50	W-L RECORDS	RPI 51-100	RPI 101-150	RPI 150+				
6- 18	0- 0	0- 2	OVERALL	0- 3	0- 5	6- 8				
2- 9	0- 0	0- 0	HOME	0- 1	0- 3	2- 5				
3- 8	0- 0	0- 2	AWAY	0- 2	0- 1	3- 3				
1- 1	0- 0	0- 0	NEUTRAL	0- 0	0- 1	1- 0				
3- 10	0- 0	0- 1	NON-CONFERENCE	0- 1	0- 3	3- 5				
2- 5	0- 0	0- 0	HOME	0- 0	0- 1	2- 4				
0- 4	0- 0	0- 1	AWAY	0- 1	0- 1	0- 1				
1- 1	0- 0	0- 0	NEUTRAL	0- 0	0- 1	1- 0				
3- 8	0- 0	0- 1	CONFERENCE	0- 2	0- 2	3- 3				
0- 4	0- 0	0- 0	HOME	0- 1	0- 2	0- 1				
3- 4	0- 0	0- 1	AWAY	0- 1	0- 0	3- 2				
0- 0	0- 0	0- 0	NEUTRAL	0- 0	0- 0	0- 0				

RPI S	Opponent	Score	RPI S	Opponent	Score	RPI S	Opponent	Score	RPI S	Opponent	Score	Team's RPI: 264
31	A Rice	42 76	56	H Middle Tenn.	49 79	125	H UAB	48 74				
48	A New Mexico	51 69	69	A Old Dominion	59 78	128	H Western Ky.	61 64				
			80	A Arizona	40 62	136	N Akron	57 64				
						139	H Portland St.	61 89				
						149	A Tulsa	45 66				
						153	A Charlotte	39 62				
						166	H New Mexico St.	65 69				
						167	H Abilene Christian	69 70				
						172	A North Texas	51 70				
						174	H Arkansas St.	66 67				
						179	H Nicholls St.	56 58				
						215	N Western Ill.	84 72				
						226	H Marshall	60 63				
						273	H CSU Bakersfield	53 47				
						294	A Fla. Atlantic	70 44				
						297	A UTSA	73 60				
						315	A Weber St.	63 68				
						325	A FIU	60 55				
						350	H Alcorn	77 51				
LAST 12 Division I GAMES:												
325	A FIU	60 55	56	H Middle Tenn.	49 79							
294	A Fla. Atlantic	70 44	125	H UAB	48 74							
128	H Western Ky.	61 64	31	A Rice	42 76							
226	H Marshall	60 63	172	A North Texas	51 70							
153	A Charlotte	39 62	297	A UTSA	73 60							
69	A Old Dominion	59 78	149	A Tulsa	45 66							

Non-Div I Games:

UTEP

■ Loss,
 ■ Non-Conf,
 ■ S Site,
 ■ H Home
 ■ A Away
 N Neutral

Average RPI Win: 285	WON-LOST	WINNING	LAST 10	STRENGTH OF	OPP. STRENGTH	TEAM	ADJ.	CONF.	ADJ CONF.
Average RPI Loss: 174	RECORD	PCT. RANK	GAMES	SCHEDULE	OF SCHEDULE	RPI	RPI	RPI	RPI
DIV. I ONLY	11- 10	154	1- 0	288	303	219	219	30	30
DIV. I NON-CONF.	4- 7	228	0- 0	146	182	206	206	30	30
TOTALS	RPI 1-25	RPI 26-50	W-L RECORDS	RPI 51-100	RPI 101-150	RPI 150+			
11- 10	0- 2	0- 1	OVERALL	0- 0	0- 0	11- 7			
6- 4	0- 0	0- 1	HOME	0- 0	0- 0	6- 3			
5- 6	0- 2	0- 0	AWAY	0- 0	0- 0	5- 4			
0- 0	0- 0	0- 0	NEUTRAL	0- 0	0- 0	0- 0			
4- 7	0- 2	0- 1	NON-CONFERENCE	0- 0	0- 0	4- 4			
2- 3	0- 0	0- 1	HOME	0- 0	0- 0	2- 2			
2- 4	0- 2	0- 0	AWAY	0- 0	0- 0	2- 2			
0- 0	0- 0	0- 0	NEUTRAL	0- 0	0- 0	0- 0			
7- 3	0- 0	0- 0	CONFERENCE	0- 0	0- 0	7- 3			
4- 1	0- 0	0- 0	HOME	0- 0	0- 0	4- 1			
3- 2	0- 0	0- 0	AWAY	0- 0	0- 0	3- 2			
0- 0	0- 0	0- 0	NEUTRAL	0- 0	0- 0	0- 0			

RPI 1-25				RPI 26-50				RPI 51-100				RPI 101+ Team's RPI: 219			
RPI	S	Opponent	Score	RPI	S	Opponent	Score	RPI	S	Opponent	Score	RPI	S	Opponent	Score
2	A	Baylor	37 98	29	H	Texas	66 81					166	A	New Mexico St.	63 71
21	A	Texas A&M	61 84									197	A	Massachusetts	70 74
												199	H	Prairie View	57 50
												209	H	Texas Southern	55 69
												237	A	UMKC	75 56
												252	H	Louisiana	75 60
												262	H	California Baptist	60 56
												267	A	A&M-Corpus Christi	70 57
												267	H	A&M-Corpus Christi	49 59
												273	A	CSU Bakersfield	63 68
												273	H	CSU Bakersfield	64 56
												280	A	Canisius	57 53
												282	H	Utah Valley	55 57
												297	A	UTSA	58 61
												339	A	Grand Canyon	66 50
												339	H	Grand Canyon	49 42
												343	H	Seattle U	69 56
												348	A	Chicago St.	71 55
LAST 12 Division I GAMES:															
273	H	CSU Bakersfield	64 56	282	H	Utah Valley	55 57								
339	H	Grand Canyon	49 42	339	A	Grand Canyon	66 50								
237	A	UMKC	75 56	273	A	CSU Bakersfield	63 68								
348	A	Chicago St.	71 55	262	H	California Baptist	60 56								
166	A	New Mexico St.	63 71	2	A	Baylor	37 98								
343	H	Seattle U	69 56	21	A	Texas A&M	61 84								

Non-Div I Games: Texas Lutheran 82 38 UNKNOWN 74 43

UTRGV

Loss, Non-Conf, S Site, H Home A Away N Neutral

Average RPI Win:	241	WON-LOST	WINNING	LAST 10	STRENGTH OF	OPP. STRENGTH	TEAM	ADJ.	CONF.	ADJ CONF.
Average RPI Loss:	161	RECORD	PCT. RANK	GAMES	SCHEDULE	OF SCHEDULE	RPI	RPI	RPI	RPI
DIV. I ONLY	4- 17	321	0- 1	180	180	297	297	14	14	
DIV. I NON-CONF.	3- 7	256	0- 0	233	237	305	305	19	19	
TOTALS	RPI 1-25	RPI 26-50	W-L RECORDS	RPI 51-100	RPI 101-150	RPI 150+				
4- 17	0- 0	0- 2	OVERALL	0- 3	0- 4	4- 8				
3- 8	0- 0	0- 0	HOME	0- 1	0- 3	3- 4				
1- 8	0- 0	0- 2	AWAY	0- 2	0- 1	1- 3				
0- 1	0- 0	0- 0	NEUTRAL	0- 0	0- 0	0- 1				
3- 7	0- 0	0- 1	NON-CONFERENCE	0- 1	0- 2	3- 3				
3- 3	0- 0	0- 0	HOME	0- 0	0- 1	3- 2				
0- 3	0- 0	0- 1	AWAY	0- 1	0- 1	0- 0				
0- 1	0- 0	0- 0	NEUTRAL	0- 0	0- 0	0- 1				
1- 10	0- 0	0- 1	CONFERENCE	0- 2	0- 2	1- 5				
0- 5	0- 0	0- 0	HOME	0- 1	0- 2	0- 2				
1- 5	0- 0	0- 1	AWAY	0- 1	0- 0	1- 3				
0- 0	0- 0	0- 0	NEUTRAL	0- 0	0- 0	0- 0				

RPI S	Opponent	Score	RPI S	Opponent	Score	RPI S	Opponent	Score	RPI S	Opponent	Score	Team's RPI: 297
29	A Texas	54 98	56	H Middle Tenn.	52 72	120	A Seton Hall	53 84				
31	A Rice	54 85	69	A Old Dominion	47 72	123	H IUPUI	50 58				
			88	A UT Arlington	48 53	125	H UAB	42 59				
						128	H Western Ky.	62 81				
						153	A Charlotte	54 66				
						172	A North Texas	57 54				
						180	H Texas St.	60 68				
						219	H UTRGV	61 58				
						221	H Utah St.	56 62				
						226	H Marshall	72 79				
						257	H San Diego	87 77				
						264	H UTEP	60 73				
						294	A Fla. Atlantic	70 86				
						301	N UMBC	58 72				
						315	H Weber St.	66 59				
						325	A FIU	40 51				
LAST 12 Division I GAMES:												
294	A Fla. Atlantic	70 86	125	H UAB	42 59							
325	A FIU	40 51	56	H Middle Tenn.	52 72							
226	H Marshall	72 79	172	A North Texas	57 54							
128	H Western Ky.	62 81	31	A Rice	54 85							
69	A Old Dominion	47 72	264	H UTEP	60 73							
153	A Charlotte	54 66	88	A UT Arlington	48 53							

Non-Div I Games: Concordia (TX) 78 51 Tex. A&M-Kingsville 86 55

UTSA

Loss, Non-Conf, S Site, H Home A Away N Neutral

Utah

Through Games Of Feb. 11, 2019

Average RPI Win:	167	WON-LOST	WINNING	LAST 10	STRENGTH OF	OPP. STRENGTH	TEAM	ADJ.	CONF.	ADJ CONF.
Average RPI Loss:	28	RECORD	PCT. RANK	GAMES	SCHEDULE	OF SCHEDULE	RPI	RPI	RPI	RPI
DIV. I ONLY	18- 5	32	1- 0	129	31	51	51	2	2	
DIV. I NON-CONF.	11- 0	1	1- 0	318	150	65	65	2	2	
TOTALS	RPI 1-25	RPI 26-50	W-L RECORDS	RPI 51-100	RPI 101-150	RPI 150+				
18- 5	1- 2	2- 3	OVERALL	1- 0	6- 0	8- 0				
11- 3	1- 1	2- 2	HOME	1- 0	3- 0	4- 0				
5- 2	0- 1	0- 1	AWAY	0- 0	3- 0	2- 0				
2- 0	0- 0	0- 0	NEUTRAL	0- 0	0- 0	2- 0				
11- 0	0- 0	1- 0	NON-CONFERENCE	0- 0	2- 0	8- 0				
7- 0	0- 0	1- 0	HOME	0- 0	2- 0	4- 0				
2- 0	0- 0	0- 0	AWAY	0- 0	0- 0	2- 0				
2- 0	0- 0	0- 0	NEUTRAL	0- 0	0- 0	2- 0				
7- 5	1- 2	1- 3	CONFERENCE	1- 0	4- 0	0- 0				
4- 3	1- 1	1- 2	HOME	1- 0	1- 0	0- 0				
3- 2	0- 1	0- 1	AWAY	0- 0	3- 0	0- 0				
0- 0	0- 0	0- 0	NEUTRAL	0- 0	0- 0	0- 0				

RPI S Opponent	Score	RPI S Opponent	Score	RPI S Opponent	Team's RPI: 51 Score	RPI S Opponent	Score
4 A Oregon	65 87	30 A Oregon St.	63 71	80 H Arizona	80 64	103 H Idaho St.	74 60
5 H Stanford	75 68	36 H California	87 74			122 A Washington St.	72 68
18 H Arizona St.	63 65	37 H UCLA	90 100			131 H Alabama	72 62
		38 H BYU	78 67			135 A Colorado	76 61
		49 H Southern California	80 84			135 H Colorado	78 59
						145 A Washington	58 43
						198 A Eastern Wash.	95 51
						210 N Florida	74 58
						234 A Nevada	74 52
						243 N Hawaii	73 48
						258 H Long Beach St.	82 59
						282 H Utah Valley	85 47
						315 H Weber St.	77 56
						343 H Seattle U	89 62
LAST 12 Division I GAMES:							
243 N Hawaii	73 48	36 H California	87 74				
37 H UCLA	90 100	135 H Colorado	78 59				
49 H Southern California	80 84	145 A Washington	58 43				
30 A Oregon St.	63 71	122 A Washington St.	72 68				
4 A Oregon	65 87	80 H Arizona	80 64				
5 H Stanford	75 68	18 H Arizona St.	63 65				

Non-Div I Games:

Utah

■ Loss,
 ■ Non-Conf,
 S Site,
 ■ Home
 ■ Away
 N Neutral

Average RPI Win:	220	WON-LOST	WINNING	LAST 10	STRENGTH OF	OPP. STRENGTH	TEAM	ADJ.	CONF.	ADJ CONF.
Average RPI Loss:	138	RECORD	PCT. RANK	GAMES	SCHEDULE	OF SCHEDULE	RPI	RPI	RPI	RPI
DIV. I ONLY	9- 12	215	0- 1	246	89	221	221	15	15	
DIV. I NON-CONF.	4- 6	212	0- 0	187	29	198	198	13	13	
TOTALS	RPI 1-25	RPI 26-50	W-L RECORDS	RPI 51-100	RPI 101-150	RPI 150+				
9- 12	0- 1	1- 3	OVERALL	0- 0	1- 3	7- 5				
4- 6	0- 1	1- 2	HOME	0- 0	0- 1	3- 2				
5- 4	0- 0	0- 0	AWAY	0- 0	1- 1	4- 3				
0- 2	0- 0	0- 1	NEUTRAL	0- 0	0- 1	0- 0				
4- 6	0- 1	0- 2	NON-CONFERENCE	0- 0	1- 1	3- 2				
1- 3	0- 1	0- 1	HOME	0- 0	0- 0	1- 1				
3- 1	0- 0	0- 0	AWAY	0- 0	1- 0	2- 1				
0- 2	0- 0	0- 1	NEUTRAL	0- 0	0- 1	0- 0				
5- 6	0- 0	1- 1	CONFERENCE	0- 0	0- 2	4- 3				
3- 3	0- 0	1- 1	HOME	0- 0	0- 1	2- 1				
2- 3	0- 0	0- 0	AWAY	0- 0	0- 1	2- 2				
0- 0	0- 0	0- 0	NEUTRAL	0- 0	0- 0	0- 0				

RPI 1-25				RPI 26-50				RPI 51-100				RPI 101+ Team's RPI: 221			
RPI	S	Opponent	Score	RPI	S	Opponent	Score	RPI	S	Opponent	Score	RPI	S	Opponent	Score
4	H	Oregon	58 88	38	H	BYU	57 62					113	A	Fresno St.	59 70
				47	H	Wyoming	50 42					113	H	Fresno St.	53 64
				48	H	New Mexico	64 68					122	A	Washington St.	72 61
				49	N	Southern California	46 55					135	N	Colorado	68 78
												161	A	Portland	54 61
												172	A	North Texas	57 41
												202	H	San Diego St.	54 56
												215	A	UNLV	56 77
												234	H	Nevada	79 76
												248	A	Colorado St.	72 53
												251	A	Air Force	48 44
												258	H	Long Beach St.	48 50
												282	H	Utah Valley	67 62
												297	A	UTSA	62 56
												324	A	San Jose St.	59 68
												324	H	San Jose St.	82 49
LAST 12 Division I GAMES:															
202	H	San Diego St.	54 56	324	H	San Jose St.	82 49								
113	H	Fresno St.	53 64	47	H	Wyoming	50 42								
215	A	UNLV	56 77	113	A	Fresno St.	59 70								
324	A	San Jose St.	59 68	251	A	Air Force	48 44								
48	H	New Mexico	64 68	234	H	Nevada	79 76								
248	A	Colorado St.	72 53	258	H	Long Beach St.	48 50								

Non-Div I Games: Northern N.M. 106 35

Utah St.

■ Loss,
 ■ Non-Conf, S Site,
 ■ Home
 ■ Away
 N Neutral

Utah Valley

Through Games Of Feb. 11, 2019

Average RPI Win:	293	WON-LOST	WINNING	LAST 10	STRENGTH OF	OPP. STRENGTH	TEAM	ADJ.	CONF.	ADJ CONF.
Average RPI Loss:	176	RECORD	PCT. RANK	GAMES	SCHEDULE	OF SCHEDULE	RPI	RPI	RPI	RPI
DIV. I ONLY	9- 10	186	1- 0	336	291	282	282	30	30	
DIV. I NON-CONF.	3- 7	256	0- 0	258	191	299	299	30	30	
TOTALS	RPI 1-25	RPI 26-50	W-L RECORDS	RPI 51-100	RPI 101-150	RPI 150+				
9- 10	0- 0	0- 1	OVERALL	0- 1	0- 1	9- 7				
7- 3	0- 0	0- 1	HOME	0- 0	0- 0	7- 2				
2- 7	0- 0	0- 0	AWAY	0- 1	0- 1	2- 5				
0- 0	0- 0	0- 0	NEUTRAL	0- 0	0- 0	0- 0				
3- 7	0- 0	0- 1	NON-CONFERENCE	0- 1	0- 1	3- 4				
3- 2	0- 0	0- 1	HOME	0- 0	0- 0	3- 1				
0- 5	0- 0	0- 0	AWAY	0- 1	0- 1	0- 3				
0- 0	0- 0	0- 0	NEUTRAL	0- 0	0- 0	0- 0				
6- 3	0- 0	0- 0	CONFERENCE	0- 0	0- 0	6- 3				
4- 1	0- 0	0- 0	HOME	0- 0	0- 0	4- 1				
2- 2	0- 0	0- 0	AWAY	0- 0	0- 0	2- 2				
0- 0	0- 0	0- 0	NEUTRAL	0- 0	0- 0	0- 0				

RPI 1-25			RPI 26-50			RPI 51-100			RPI 101+			Team's RPI: 282
RPI	S	Opponent	Score	RPI	S	Opponent	Score	RPI	S	Opponent	Score	
				38	H	BYU	51 77	51	A	Utah	47 85	
								103	A	Idaho St.	68 80	
								161	H	Portland	60 65	
								165	H	UC Riverside	56 53	
								166	A	New Mexico St.	52 58	
								219	A	UTRGV	57 55	
								221	A	Utah St.	62 67	
								237	H	UMKC	64 68	
								245	A	Cal St. Fullerton	55 56	
								262	A	California Baptist	54 83	
								272	A	Southern Utah	59 60	
								273	H	CSU Bakersfield	78 70	
								293	H	UC Santa Barbara	63 54	
								315	H	Weber St.	65 59	
								339	H	Grand Canyon	57 46	
								343	A	Seattle U	58 55	
								343	H	Seattle U	63 56	
								348	H	Chicago St.	76 61	
LAST 12 Division I GAMES:												
343	H	Seattle U	63 56	343	A	Seattle U	58 55					
262	A	California Baptist	54 83	273	H	CSU Bakersfield	78 70					
348	H	Chicago St.	76 61	339	H	Grand Canyon	57 46					
237	H	UMKC	64 68	245	A	Cal St. Fullerton	55 56					
166	A	New Mexico St.	52 58	165	H	UC Riverside	56 53					
219	A	UTRGV	57 55	315	H	Weber St.	65 59					

Non-Div I Games: Ottawa (AZ) 90 61 La Verne 86 79 Arizona Christian 76 68

Utah Valley

Loss, Non-Conf, S Site, H Home A Away N Neutral

VCU				STRENGTH OF SCHEDULE	OPP. STRENGTH OF SCHEDULE	TEAM RPI	ADJ. RPI	CONF. RPI	ADJ CONF. RPI
Average RPI Win:	220	WON-LOST RECORD	WINNING PCT. RANK						
Average RPI Loss:	101		LAST 10 GAMES						
DIV. I ONLY	18- 6	45	1- 0	281	121	111	111	17	17
DIV. I NON-CONF.	8- 5	119	0- 0	190	112	115	115	16	16

TOTALS	RPI 1-25	RPI 26-50	W-L RECORDS	RPI 51-100	RPI 101-150	RPI 150+			
18- 6	0- 1	0- 0	OVERALL	1- 3	3- 1	14- 1			
10- 1	0- 0	0- 0	HOME	0- 1	2- 0	8- 0			
7- 4	0- 1	0- 0	AWAY	1- 2	1- 0	5- 1			
1- 1	0- 0	0- 0	NEUTRAL	0- 0	0- 1	1- 0			
8- 5	0- 1	0- 0	NON-CONFERENCE	1- 3	2- 1	5- 0			
4- 1	0- 0	0- 0	HOME	0- 1	2- 0	2- 0			
3- 3	0- 1	0- 0	AWAY	1- 2	0- 0	2- 0			
1- 1	0- 0	0- 0	NEUTRAL	0- 0	0- 1	1- 0			
10- 1	0- 0	0- 0	CONFERENCE	0- 0	1- 0	9- 1			
6- 0	0- 0	0- 0	HOME	0- 0	0- 0	6- 0			
4- 1	0- 0	0- 0	AWAY	0- 0	1- 0	3- 1			
0- 0	0- 0	0- 0	NEUTRAL	0- 0	0- 0	0- 0			

RPI 1-25				RPI 26-50				RPI 51-100				RPI 101+ Team's RPI: 111			
RPI	S	Opponent	Score	RPI	S	Opponent	Score	RPI	S	Opponent	Score	RPI	S	Opponent	Score
24	A	North Carolina	47 59					69	A	Old Dominion	57 60	106	H	UNCW	58 47
								86	A	Cincinnati	54 66	119	H	Wake Forest	53 40
								92	A	Georgetown	47 45	123	N	IUPUI	61 63
								94	H	Radford	49 54	129	A	Fordham	47 44
												163	A	William & Mary	72 55
												195	H	Saint Louis	57 47
												197	H	Massachusetts	52 48
												207	A	George Washington	48 57
												211	A	St. Bonaventure	59 50
												218	A	N.C. A&T	54 48
												228	H	Rhode Island	74 39
												253	A	Saint Joseph's	65 47
												253	H	Saint Joseph's	59 40
												255	A	Richmond	68 43
												255	H	Richmond	58 37
												284	H	La Salle	68 38
												315	N	Weber St.	64 36
												341	H	Longwood	84 55
												346	H	Delaware St.	97 55
LAST 12 Division I GAMES:															
255	H	Richmond	58 37	228	H	Rhode Island	74 39								
211	A	St. Bonaventure	59 50	129	A	Fordham	47 44								
253	A	Saint Joseph's	65 47	255	A	Richmond	68 43								
197	H	Massachusetts	52 48	284	H	La Salle	68 38								
195	H	Saint Louis	57 47	253	H	Saint Joseph's	59 40								
207	A	George Washington	48 57	346	H	Delaware St.	97 55								

Non-Div I Games:

VCU

■ Loss,
 ■ Non-Conf, S Site,
 ■ Home
 ■ Away
 N Neutral

Valparaiso

Through Games Of Feb. 11, 2019

Average RPI Win:	284	WON-LOST	WINNING	LAST 10	STRENGTH OF	OPP. STRENGTH	TEAM	ADJ.	CONF.	ADJ CONF.
Average RPI Loss:	154	RECORD	PCT. RANK	GAMES	SCHEDULE	OF SCHEDULE	RPI	RPI	RPI	RPI
DIV. I ONLY	6- 17	296	0- 1	234	210	292	292	13	13	
DIV. I NON-CONF.	4- 8	241	0- 0	327	314	322	322	15	15	
TOTALS	RPI 1-25	RPI 26-50	W-L RECORDS	RPI 51-100	RPI 101-150	RPI 150+				
6- 17	0- 2	0- 0	OVERALL	0- 5	0- 1	6- 9				
3- 9	0- 1	0- 0	HOME	0- 3	0- 0	3- 5				
2- 8	0- 1	0- 0	AWAY	0- 2	0- 1	2- 4				
1- 0	0- 0	0- 0	NEUTRAL	0- 0	0- 0	1- 0				
4- 8	0- 0	0- 0	NON-CONFERENCE	0- 2	0- 1	4- 5				
1- 5	0- 0	0- 0	HOME	0- 2	0- 0	1- 3				
2- 3	0- 0	0- 0	AWAY	0- 0	0- 1	2- 2				
1- 0	0- 0	0- 0	NEUTRAL	0- 0	0- 0	1- 0				
2- 9	0- 2	0- 0	CONFERENCE	0- 3	0- 0	2- 4				
2- 4	0- 1	0- 0	HOME	0- 1	0- 0	2- 2				
0- 5	0- 1	0- 0	AWAY	0- 2	0- 0	0- 2				
0- 0	0- 0	0- 0	NEUTRAL	0- 0	0- 0	0- 0				

RPI 1-25				RPI 26-50				RPI 51-100				RPI 101+ Team's RPI: 292			
RPI	S	Opponent	Score	RPI	S	Opponent	Score	RPI	S	Opponent	Score	RPI	S	Opponent	Score
22	A	Drake	53 84					62	H	Miami (OH)	47 68	121	A	Morehead St.	62 68
22	H	Drake	62 88					63	A	Missouri St.	63 108	156	H	Bradley	76 73
								83	A	UNI	52 71	160	A	Southern Ill.	65 87
								83	H	UNI	56 64	173	H	Indiana St.	82 86
								87	H	Toledo	59 65	187	A	Illinois	54 73
												190	H	Illinois St.	67 70
												225	H	North Dakota	56 62
												231	H	Bowling Green	72 79
												250	A	Loyola Chicago	54 80
												261	N	St. Francis Brooklyn	78 76
												271	H	Eastern Ill.	62 60
												322	H	North Dakota St.	48 51
												329	A	UIC	65 75
												334	A	Purdue Fort Wayne	68 64
												336	H	Evansville	93 49
												348	A	Chicago St.	76 70
LAST 12 Division I GAMES:															
83	H	UNI	56 64	336	H	Evansville	93 49								
22	H	Drake	62 88	173	H	Indiana St.	82 86								
190	H	Illinois St.	67 70	22	A	Drake	53 84								
156	H	Bradley	76 73	83	A	UNI	52 71								
63	A	Missouri St.	63 108	250	A	Loyola Chicago	54 80								
160	A	Southern Ill.	65 87	231	H	Bowling Green	72 79								

Non-Div I Games:

Valparaiso

■ Loss,
■ Non-Conf,
■ S Site,
■ H Home
■ A Away
N Neutral

Vanderbilt

Through Games Of Feb. 11, 2019

Average RPI Win:	260	WON-LOST	WINNING	LAST 10	STRENGTH OF	OPP. STRENGTH	TEAM	ADJ.	CONF.	ADJ CONF.
Average RPI Loss:	50	RECORD	PCT. RANK	GAMES	SCHEDULE	OF SCHEDULE	RPI	RPI	RPI	RPI
DIV. I ONLY	6- 17	296	0- 1	26	51	177	177	5	5	
DIV. I NON-CONF.	5- 8	224	0- 0	86	69	182	182	5	5	
TOTALS	RPI 1-25	RPI 26-50	W-L RECORDS	RPI 51-100	RPI 101-150	RPI 150+				
6- 17	0- 6	0- 4	OVERALL	0- 4	0- 3	6- 0				
5- 6	0- 1	0- 2	HOME	0- 1	0- 2	5- 0				
1- 8	0- 3	0- 2	AWAY	0- 3	0- 0	1- 0				
0- 3	0- 2	0- 0	NEUTRAL	0- 0	0- 1	0- 0				
5- 8	0- 3	0- 1	NON-CONFERENCE	0- 2	0- 2	5- 0				
4- 2	0- 0	0- 1	HOME	0- 0	0- 1	4- 0				
1- 3	0- 1	0- 0	AWAY	0- 2	0- 0	1- 0				
0- 3	0- 2	0- 0	NEUTRAL	0- 0	0- 1	0- 0				
1- 9	0- 3	0- 3	CONFERENCE	0- 2	0- 1	1- 0				
1- 4	0- 1	0- 1	HOME	0- 1	0- 1	1- 0				
0- 5	0- 2	0- 2	AWAY	0- 1	0- 0	0- 0				
0- 0	0- 0	0- 0	NEUTRAL	0- 0	0- 0	0- 0				

RPI S	Opponent	Score	RPI S	Opponent	Score	RPI S	Opponent	Score	RPI S	Opponent	Score	Team's RPI: 177
6 N	UConn	42 80	26 A	Kentucky	55 77	54 A	Kansas St.	61 72	104 H	Georgia	64 71	
12 A	NC State	54 74	27 H	Central Mich.	57 66	56 A	Middle Tenn.	58 65	115 N	Creighton	55 75	
15 A	South Carolina	69 80	33 A	Missouri	46 69	61 H	Tennessee	65 82	140 H	North Ala.	71 74	
21 A	Texas A&M	53 69	50 H	Auburn	70 72	82 A	Arkansas	62 83	181 A	Ball St.	60 43	
21 H	Texas A&M	43 50							196 H	Ole Miss	80 68	
23 N	Miami (FL)	65 90							268 H	Samford	77 52	
									287 H	Austin Peay	99 70	
									290 H	Tennessee St.	89 63	
									335 H	Presbyterian	78 43	
LAST 12 Division I GAMES:												
33 A	Missouri	46 69	82 A	Arkansas	62 83							
61 H	Tennessee	65 82	21 H	Texas A&M	43 50							
21 A	Texas A&M	53 69	104 H	Georgia	64 71							
15 A	South Carolina	69 80	26 A	Kentucky	55 77							
196 H	Ole Miss	80 68	268 H	Samford	77 52							
50 H	Auburn	70 72	115 N	Creighton	55 75							

Non-Div I Games:

Vanderbilt

Loss, Non-Conf, S Site, H Home A Away N Neutral

Average RPI Win: 281	WON-LOST	WINNING	LAST 10	STRENGTH OF	OPP. STRENGTH	TEAM	ADJ.	CONF.	ADJ CONF.
Average RPI Loss: 165	RECORD	PCT. RANK	GAMES	SCHEDULE	OF SCHEDULE	RPI	RPI	RPI	RPI
DIV. I ONLY	8- 14	246	0- 1	236	292	276	276	23	23
DIV. I NON-CONF.	3- 8	267	0- 1	194	300	289	289	25	25
TOTALS	RPI 1-25	RPI 26-50	W-L RECORDS	RPI 51-100	RPI 101-150	RPI 150+			
8- 14	0- 0	0- 0	OVERALL	0- 4	0- 3	8- 7			
5- 7	0- 0	0- 0	HOME	0- 3	0- 0	5- 4			
3- 7	0- 0	0- 0	AWAY	0- 1	0- 3	3- 3			
0- 0	0- 0	0- 0	NEUTRAL	0- 0	0- 0	0- 0			
3- 8	0- 0	0- 0	NON-CONFERENCE	0- 2	0- 2	3- 4			
2- 5	0- 0	0- 0	HOME	0- 2	0- 0	2- 3			
1- 3	0- 0	0- 0	AWAY	0- 0	0- 2	1- 1			
0- 0	0- 0	0- 0	NEUTRAL	0- 0	0- 0	0- 0			
5- 6	0- 0	0- 0	CONFERENCE	0- 2	0- 1	5- 3			
3- 2	0- 0	0- 0	HOME	0- 1	0- 0	3- 1			
2- 4	0- 0	0- 0	AWAY	0- 1	0- 1	2- 2			
0- 0	0- 0	0- 0	NEUTRAL	0- 0	0- 0	0- 0			

RPI S	Opponent	Score	RPI S	Opponent	Score	RPI S	Opponent	Score	RPI S	Opponent	Score	Team's RPI: 276
						73	H Yale	55 58	107	A Hartford	32 61	
						75	A Maine	45 66	118	A Kansas	36 77	
						75	H Maine	51 63	146	A South Fla.	55 102	
						77	H Drexel	44 60	159	H Stony Brook	61 67	
									176	H Rider	54 49	
									200	H Dartmouth	42 66	
									208	H Holy Cross	40 65	
									228	H Rhode Island	58 61	
									240	A Albany (NY)	40 65	
									240	H Albany (NY)	52 39	
									265	A Binghamton	58 57	
									280	A Canisius	46 67	
									301	A UMBC	58 44	
									309	H Wagner	56 54	
									312	H New Hampshire	69 60	
									320	A NJIT	71 63	
									321	A UMass Lowell	51 54	
									321	H UMass Lowell	52 42	
LAST 12 Division I GAMES:												
			77	H Drexel	44 60	265	A Binghamton	58 57				
			240	A Albany (NY)	40 65	312	H New Hampshire	69 60				
			75	A Maine	45 66	107	A Hartford	32 61				
			321	H UMass Lowell	52 42	75	H Maine	51 63				
			159	H Stony Brook	61 67	240	H Albany (NY)	52 39				
			301	A UMBC	58 44	321	A UMass Lowell	51 54				

Non-Div I Games: Norwich 78 28

Vermont

Average RPI Win:	146	WON-LOST	WINNING	LAST 10	STRENGTH OF	OPP. STRENGTH	TEAM	ADJ.	CONF.	ADJ CONF.
Average RPI Loss:	47	RECORD	PCT. RANK	GAMES	SCHEDULE	OF SCHEDULE	RPI	RPI	RPI	RPI
DIV. I ONLY	15- 9	106	0- 1	32	49	41	41	6	6	
DIV. I NON-CONF.	9- 2	43	0- 0	71	76	21	21	4	4	
TOTALS	RPI 1-25	RPI 26-50	W-L RECORDS	RPI 51-100	RPI 101-150	RPI 150+				
15- 9	0- 3	0- 3	OVERALL	2- 2	7- 1	6- 0				
8- 3	0- 1	0- 2	HOME	1- 0	4- 0	3- 0				
7- 5	0- 2	0- 1	AWAY	1- 1	3- 1	3- 0				
0- 1	0- 0	0- 0	NEUTRAL	0- 1	0- 0	0- 0				
9- 2	0- 1	0- 0	NON-CONFERENCE	2- 1	2- 0	5- 0				
5- 0	0- 0	0- 0	HOME	1- 0	2- 0	2- 0				
4- 1	0- 1	0- 0	AWAY	1- 0	0- 0	3- 0				
0- 1	0- 0	0- 0	NEUTRAL	0- 1	0- 0	0- 0				
6- 7	0- 2	0- 3	CONFERENCE	0- 1	5- 1	1- 0				
3- 3	0- 1	0- 2	HOME	0- 0	2- 0	1- 0				
3- 4	0- 1	0- 1	AWAY	0- 1	3- 1	0- 0				
0- 0	0- 0	0- 0	NEUTRAL	0- 0	0- 0	0- 0				

RPI 1-25				RPI 26-50				Team's RPI: 41	RPI 51-100				RPI 101+			
RPI	S	Opponent	Score	RPI	S	Opponent	Score		RPI	S	Opponent	Score	RPI	S	Opponent	Score
8	A	Marquette	55 93	34	A	DePaul	70 93		71	N	Virginia Tech	59 61	104	H	Georgia	62 56
8	H	Marquette	55 91	34	H	DePaul	59 66		72	A	Penn	58 50	107	H	Hartford	59 41
14	A	UCF	56 71	44	H	Butler	55 63		92	A	Georgetown	63 68	109	A	St. John's (NY)	73 57
									93	H	Princeton	67 46	115	A	Creighton	54 52
													115	H	Creighton	67 62
													117	A	Providence	61 67
													117	H	Providence	53 33
													120	A	Seton Hall	70 66
													151	A	Lehigh	70 48
													170	H	Temple	76 68
													171	H	Xavier	75 71
													207	A	George Washington	60 45
													253	A	Saint Joseph's	47 35
													284	H	La Salle	81 68
LAST 12 Division I GAMES:																
8	A	Marquette	55 93	92	A	Georgetown	63 68									
34	A	DePaul	70 93	72	A	Penn	58 50									
115	H	Creighton	67 62	34	H	DePaul	59 66									
117	H	Providence	53 33	8	H	Marquette	55 91									
109	A	St. John's (NY)	73 57	117	A	Providence	61 67									
120	A	Seton Hall	70 66	115	A	Creighton	54 52									

Non-Div I Games:

Villanova

Virginia

Through Games Of Feb. 11, 2019

Average RPI Win:	138	WON-LOST	WINNING	LAST 10	STRENGTH OF	OPP. STRENGTH	TEAM	ADJ.	CONF.	ADJ CONF.
Average RPI Loss:	53	RECORD	PCT. RANK	GAMES	SCHEDULE	OF SCHEDULE	RPI	RPI	RPI	RPI
DIV. I ONLY	10- 14	225	1- 0	8	17	96	96	1	1	
DIV. I NON-CONF.	6- 7	172	0- 0	29	55	114	114	1	1	
TOTALS	RPI 1-25	RPI 26-50	W-L RECORDS	RPI 51-100	RPI 101-150	RPI 150+				
10- 14	0- 7	0- 2	OVERALL	4- 2	3- 2	3- 1				
7- 7	0- 3	0- 1	HOME	3- 1	1- 1	3- 1				
2- 6	0- 4	0- 1	AWAY	1- 1	1- 0	0- 0				
1- 1	0- 0	0- 0	NEUTRAL	0- 0	1- 1	0- 0				
6- 7	0- 2	0- 2	NON-CONFERENCE	2- 1	1- 1	3- 1				
4- 4	0- 1	0- 1	HOME	1- 1	0- 0	3- 1				
1- 2	0- 1	0- 1	AWAY	1- 0	0- 0	0- 0				
1- 1	0- 0	0- 0	NEUTRAL	0- 0	1- 1	0- 0				
4- 7	0- 5	0- 0	CONFERENCE	2- 1	2- 1	0- 0				
3- 3	0- 2	0- 0	HOME	2- 0	1- 1	0- 0				
1- 4	0- 3	0- 0	AWAY	0- 1	1- 0	0- 0				
0- 0	0- 0	0- 0	NEUTRAL	0- 0	0- 0	0- 0				

RPI	S	Opponent	Score	RPI	S	Opponent	Score	RPI	S	Opponent	Score	RPI	S	Opponent	Score
3	A	Louisville	43 91	26	A	Kentucky	51 63	58	A	Clemson	65 71	105	H	Boston College	79 77
7	H	Mississippi St.	44 72	27	H	Central Mich.	61 74	69	A	Old Dominion	73 67	119	H	Wake Forest	42 52
9	A	Syracuse	68 72					71	H	Virginia Tech	62 58	127	A	Pittsburgh	74 57
12	H	NC State	38 66					74	H	Duke	53 47	131	N	Alabama	52 64
16	H	Florida St.	61 63					94	H	Radford	44 57	146	N	South Fla.	74 67
20	A	Michigan St.	66 91					95	H	American	57 54	153	H	Charlotte	65 61
23	A	Miami (FL)	59 72									195	H	Saint Louis	65 67
												218	H	N.C. A&T	67 57
												326	H	Coppin St.	55 41
LAST 12 Division I GAMES:															
74	H	Duke	53 47	3	A	Louisville	43 91	12	H	NC State	38 66	71	H	Virginia Tech	62 58
105	H	Boston College	79 77	23	A	Miami (FL)	59 72	58	A	Clemson	65 71	16	H	Florida St.	61 63
23	A	Miami (FL)	59 72	9	A	Syracuse	68 72	16	H	Florida St.	61 63	153	H	Charlotte	65 61
9	A	Syracuse	68 72	119	H	Wake Forest	42 52								
119	H	Wake Forest	42 52	127	A	Pittsburgh	74 57								

Non-Div I Games:

Virginia

■ Loss,
 ■ Non-Conf, S Site,
 ■ Home
 ■ Away
 N Neutral

Average RPI Win:	179	WON-LOST	WINNING	LAST 10	STRENGTH OF	OPP. STRENGTH	TEAM	ADJ.	CONF.	ADJ CONF.
Average RPI Loss:	23	RECORD	PCT. RANK	GAMES	SCHEDULE	OF SCHEDULE	RPI	RPI	RPI	RPI
DIV. I ONLY	15- 8	90	0- 1	65	23	71	71	1	1	
DIV. I NON-CONF.	13- 0	1	0- 0	267	127	38	38	1	1	
TOTALS	RPI 1-25	RPI 26-50	W-L RECORDS	RPI 51-100	RPI 101-150	RPI 150+				
15- 8	1- 7	1- 0	OVERALL	1- 1	5- 0	7- 0				
8- 5	1- 5	0- 0	HOME	1- 0	1- 0	5- 0				
3- 3	0- 2	0- 0	AWAY	0- 1	2- 0	1- 0				
4- 0	0- 0	1- 0	NEUTRAL	0- 0	2- 0	1- 0				
13- 0	1- 0	1- 0	NON-CONFERENCE	1- 0	3- 0	7- 0				
8- 0	1- 0	0- 0	HOME	1- 0	1- 0	5- 0				
1- 0	0- 0	0- 0	AWAY	0- 0	0- 0	1- 0				
4- 0	0- 0	1- 0	NEUTRAL	0- 0	2- 0	1- 0				
2- 8	0- 7	0- 0	CONFERENCE	0- 1	2- 0	0- 0				
0- 5	0- 5	0- 0	HOME	0- 0	0- 0	0- 0				
2- 3	0- 2	0- 0	AWAY	0- 1	2- 0	0- 0				
0- 0	0- 0	0- 0	NEUTRAL	0- 0	0- 0	0- 0				

RPI 1-25				RPI 26-50				RPI 51-100				Team's RPI: 71		RPI 101+			
RPI	S	Opponent	Score	RPI	S	Opponent	Score	RPI	S	Opponent	Score		RPI	S	Opponent	Score	
1	H	Notre Dame	51 80	41	N	Villanova	61 59	94	H	Radford	55 44		105	A	Boston College	95 86	
3	H	Louisville	63 72					96	A	Virginia	58 62		108	N	Ohio St.	81 73	
9	H	Syracuse	73 75										114	N	Dayton	69 57	
12	A	NC State	61 70										127	A	Pittsburgh	74 58	
16	H	Florida St.	54 56										142	H	Chattanooga	74 59	
19	H	Rutgers	67 51										213	H	Monmouth	82 49	
23	A	Miami (FL)	61 68										232	A	Liberty	72 61	
24	H	North Carolina	69 81										255	N	Richmond	85 57	
													265	H	Mt. St. Mary's	83 51	
													288	H	Ga. Southern	78 49	
													340	H	USC Upstate	96 45	
													341	H	Longwood	93 39	
LAST 12 Division I GAMES:																	
3	H	Louisville	63 72	1	H	Notre Dame	51 80										
105	A	Boston College	95 86	96	A	Virginia	58 62										
127	A	Pittsburgh	74 58	9	H	Syracuse	73 75										
16	H	Florida St.	54 56	23	A	Miami (FL)	61 68										
24	H	North Carolina	69 81	341	H	Longwood	93 39										
12	A	NC State	61 70	108	N	Ohio St.	81 73										

Non-Div I Games:

Virginia Tech

Average RPI Win: 316	WON-LOST	WINNING	LAST 10	STRENGTH OF	OPP. STRENGTH	TEAM	ADJ.	CONF.	ADJ CONF.
Average RPI Loss: 223	RECORD	PCT. RANK	GAMES	SCHEDULE	OF SCHEDULE	RPI	RPI	RPI	RPI
DIV. I ONLY	7- 14	256	0- 1	319	350	309	309	31	31
DIV. I NON-CONF.	1- 9	326	0- 1	291	337	341	341	31	31
TOTALS	RPI 1-25	RPI 26-50	W-L RECORDS	RPI 51-100	RPI 101-150	RPI 150+			
7- 14	0- 0	0- 0	OVERALL	0- 1	0- 2	7- 11			
4- 4	0- 0	0- 0	HOME	0- 1	0- 0	4- 3			
3- 9	0- 0	0- 0	AWAY	0- 0	0- 2	3- 7			
0- 1	0- 0	0- 0	NEUTRAL	0- 0	0- 0	0- 1			
1- 9	0- 0	0- 0	NON-CONFERENCE	0- 1	0- 2	1- 6			
0- 3	0- 0	0- 0	HOME	0- 1	0- 0	0- 2			
1- 5	0- 0	0- 0	AWAY	0- 0	0- 2	1- 3			
0- 1	0- 0	0- 0	NEUTRAL	0- 0	0- 0	0- 1			
6- 5	0- 0	0- 0	CONFERENCE	0- 0	0- 0	6- 5			
4- 1	0- 0	0- 0	HOME	0- 0	0- 0	4- 1			
2- 4	0- 0	0- 0	AWAY	0- 0	0- 0	2- 4			
0- 0	0- 0	0- 0	NEUTRAL	0- 0	0- 0	0- 0			

RPI S	Opponent	Score	RPI S	Opponent	Score	RPI S	Opponent	Score	RPI S	Opponent	Score	Team's RPI: 309
						73	H Yale	41 74	120	A Seton Hall	40 95	
									129	A Fordham	59 80	
									159	A Stony Brook	45 70	
									217	A Robert Morris	46 69	
									220	A Saint Francis (PA)	70 107	
									224	A Sacred Heart	64 72	
									224	H Sacred Heart	68 80	
									261	A St. Francis Brooklyn	61 76	
									261	H St. Francis Brooklyn	87 85	
									265	H Mt. St. Mary's	92 76	
									276	A Vermont	54 56	
									278	N Siena	71 74	
									299	A Central Conn. St.	75 63	
									300	H Army West Point	46 61	
									311	H Lafayette	43 66	
									328	A Saint Peter's	57 69	
									341	A Longwood	86 60	
									344	H Fairleigh Dickinson	71 59	
									351	A LIU Brooklyn	66 62	
									351	H LIU Brooklyn	72 62	
LAST 12 Division I GAMES:												
278	N	Siena	71	74	224	A	Sacred Heart	64	72			
261	H	St. Francis Brooklyn	87	85	265	H	Mt. St. Mary's	92	76			
351	A	LIU Brooklyn	66	62	344	H	Fairleigh Dickinson	71	59			
351	H	LIU Brooklyn	72	62	224	H	Sacred Heart	68	80			
220	A	Saint Francis (PA)	70	107	299	A	Central Conn. St.	75	63			
217	A	Robert Morris	46	69	261	A	St. Francis Brooklyn	61	76			

Non-Div I Games: Staten Island 86 59

Wagner

■ Loss,
 ■ Non-Conf,
 ■ S Site,
 ■ H Home
 ■ A Away
 N Neutral

Wake Forest

Through Games Of Feb. 11, 2019

Average RPI Win:	167	WON-LOST	WINNING	LAST 10	STRENGTH OF	OPP. STRENGTH	TEAM	ADJ.	CONF.	ADJ CONF.
Average RPI Loss:	63	RECORD	PCT. RANK	GAMES	SCHEDULE	OF SCHEDULE	RPI	RPI	RPI	RPI
DIV. I ONLY	10- 14	225	0- 1	14	69	119	119	1	1	
DIV. I NON-CONF.	9- 4	85	0- 0	59	279	81	81	1	1	
TOTALS	RPI 1-25	RPI 26-50	W-L RECORDS	RPI 51-100	RPI 101-150	RPI 150+				
10- 14	0- 6	1- 2	OVERALL	1- 2	2- 2	6- 2				
7- 8	0- 3	1- 2	HOME	0- 1	2- 1	4- 1				
2- 6	0- 3	0- 0	AWAY	1- 1	0- 1	1- 1				
1- 0	0- 0	0- 0	NEUTRAL	0- 0	0- 0	1- 0				
9- 4	0- 0	1- 1	NON-CONFERENCE	0- 0	2- 1	6- 2				
7- 2	0- 0	1- 1	HOME	0- 0	2- 0	4- 1				
1- 2	0- 0	0- 0	AWAY	0- 0	0- 1	1- 1				
1- 0	0- 0	0- 0	NEUTRAL	0- 0	0- 0	1- 0				
1- 10	0- 6	0- 1	CONFERENCE	1- 2	0- 1	0- 0				
0- 6	0- 3	0- 1	HOME	0- 1	0- 1	0- 0				
1- 4	0- 3	0- 0	AWAY	1- 1	0- 0	0- 0				
0- 0	0- 0	0- 0	NEUTRAL	0- 0	0- 0	0- 0				

RPI S Opponent	Score	RPI S Opponent	Score	RPI S Opponent	Score	RPI S Opponent	Score	Team's RPI: 119
1 A Notre Dame	48 78	35 H James Madison	50 49	58 H Clemson	53 69	105 H Boston College	64 65	
3 H Louisville	49 73	40 H Indiana	73 87	74 A Duke	52 66	109 H St. John's (NY)	64 59	
12 H NC State	50 59	42 H Georgia Tech	46 60	96 A Virginia	52 42	111 A VCU	40 53	
16 A Florida St.	61 85					116 H Towson	60 53	
23 H Miami (FL)	57 72					153 A Charlotte	69 43	
24 A North Carolina	61 84					157 H Mercer	69 54	
						171 H Xavier	50 62	
						178 H UMES	78 67	
						204 A East Carolina	61 70	
						255 H Richmond	62 48	
						269 H Norfolk St.	63 61	
						305 N South Carolina St.	58 44	
LAST 12 Division I GAMES:								
42 H Georgia Tech	46 60	3 H Louisville	49 73					
58 H Clemson	53 69	24 A North Carolina	61 84					
16 A Florida St.	61 85	1 A Notre Dame	48 78					
12 H NC State	50 59	105 H Boston College	64 65					
96 A Virginia	52 42	23 H Miami (FL)	57 72					
74 A Duke	52 66	269 H Norfolk St.	63 61					

Non-Div I Games:

Wake Forest

■ Loss,
 ■ Non-Conf,
 ■ S Site,
 ■ H Home
 ■ A Away
 N Neutral

Average RPI Win:	189	WON-LOST	WINNING	LAST 10	STRENGTH OF	OPP. STRENGTH	TEAM	ADJ.	CONF.	ADJ CONF.
Average RPI Loss:	53	RECORD	PCT. RANK	GAMES	SCHEDULE	OF SCHEDULE	RPI	RPI	RPI	RPI
DIV. I ONLY	8- 16	256	0- 1	17	58	145	145	2	2	
DIV. I NON-CONF.	7- 5	132	0- 1	100	175	134	134	2	2	
<hr/>										
TOTALS	RPI 1-25	RPI 26-50	W-L RECORDS	RPI 51-100	RPI 101-150	RPI 150+				
8- 16	0- 4	0- 5	OVERALL	1- 4	2- 3	5- 0				
6- 7	0- 2	0- 1	HOME	0- 3	2- 1	4- 0				
1- 7	0- 2	0- 4	AWAY	0- 0	0- 1	1- 0				
1- 2	0- 0	0- 0	NEUTRAL	1- 1	0- 1	0- 0				
7- 5	0- 1	0- 0	NON-CONFERENCE	1- 2	1- 2	5- 0				
5- 2	0- 1	0- 0	HOME	0- 1	1- 0	4- 0				
1- 1	0- 0	0- 0	AWAY	0- 0	0- 1	1- 0				
1- 2	0- 0	0- 0	NEUTRAL	1- 1	0- 1	0- 0				
1- 11	0- 3	0- 5	CONFERENCE	0- 2	1- 1	0- 0				
1- 5	0- 1	0- 1	HOME	0- 2	1- 1	0- 0				
0- 6	0- 2	0- 4	AWAY	0- 0	0- 0	0- 0				
0- 0	0- 0	0- 0	NEUTRAL	0- 0	0- 0	0- 0				

RPI 1-25				RPI 26-50				RPI 51-100				RPI 101+ Team's RPI: 145			
RPI	S	Opponent	Score	RPI	S	Opponent	Score	RPI	S	Opponent	Score	RPI	S	Opponent	Score
4	A	Oregon	71 84	30	A	Oregon St.	67 78	51	H	Utah	43 58	108	H	Ohio St.	69 59
4	H	Oregon	57 76	30	H	Oregon St.	39 86	57	N	Michigan	73 80	122	H	Washington St.	76 79
5	A	Stanford	54 91	36	A	California	70 79	65	H	Boise St.	69 73	129	N	Fordham	57 65
7	H	Mississippi St.	56 103	37	A	UCLA	60 76	74	N	Duke	71 64	135	H	Colorado	68 58
				49	A	Southern California	57 82	80	H	Arizona	59 69	144	A	Tulane	51 63
<hr/>															
LAST 12 Division I GAMES:															
		65	H	Boise St.	69	73	4	H	Oregon	57	76				
		57	N	Michigan	73	80	30	H	Oregon St.	39	86				
		129	N	Fordham	57	65	36	A	California	70	79				
		80	H	Arizona	59	69	5	A	Stanford	54	91				
		37	A	UCLA	60	76	51	H	Utah	43	58				
		49	A	Southern California	57	82	135	H	Colorado	68	58				

Non-Div I Games:

Washington

■ Loss,
■ Non-Conf,
■ S Site,
■ H Home
■ A Away
N Neutral

Average RPI Win:	151	WON-LOST	WINNING	LAST 10	STRENGTH OF	OPP. STRENGTH	TEAM	ADJ.	CONF.	ADJ CONF.
Average RPI Loss:	57	RECORD	PCT. RANK	GAMES	SCHEDULE	OF SCHEDULE	RPI	RPI	RPI	RPI
DIV. I ONLY	8- 16	256	1- 0	7	34	122	122	2	2	
DIV. I NON-CONF.	5- 6	177	1- 0	68	123	167	167	2	2	
TOTALS	RPI 1-25	RPI 26-50	W-L RECORDS	RPI 51-100	RPI 101-150	RPI 150+				
8- 16	0- 5	0- 6	OVERALL	3- 2	2- 1	3- 2				
5- 7	0- 2	0- 2	HOME	3- 2	1- 0	1- 1				
1- 8	0- 3	0- 4	AWAY	0- 0	1- 0	0- 1				
2- 1	0- 0	0- 0	NEUTRAL	0- 0	0- 1	2- 0				
5- 6	0- 1	0- 1	NON-CONFERENCE	2- 1	0- 1	3- 2				
3- 3	0- 0	0- 1	HOME	2- 1	0- 0	1- 1				
0- 2	0- 1	0- 0	AWAY	0- 0	0- 0	0- 1				
2- 1	0- 0	0- 0	NEUTRAL	0- 0	0- 1	2- 0				
3- 10	0- 4	0- 5	CONFERENCE	1- 1	2- 0	0- 0				
2- 4	0- 2	0- 1	HOME	1- 1	1- 0	0- 0				
1- 6	0- 2	0- 4	AWAY	0- 0	1- 0	0- 0				
0- 0	0- 0	0- 0	NEUTRAL	0- 0	0- 0	0- 0				

RPI S Opponent	Score	RPI S Opponent	Score	RPI S Opponent	Score	RPI S Opponent	Score	Team's RPI: 122
4 A Oregon	58 98	30 A Oregon St.	69 76	51 H Utah	68 72	118 N Kansas	63 71	
4 H Oregon	64 79	30 H Oregon St.	35 52	65 H Boise St.	95 71	135 H Colorado	74 48	
5 A Stanford	64 85	36 A California	63 77	80 H Arizona	90 88	145 A Washington	79 76	
13 A Gonzaga	53 76	37 A UCLA	56 83	91 H UC Davis	62 75	158 A CSUN	52 65	
18 H Arizona St.	46 61	45 H Saint Mary's (CA)	64 70	97 H Nebraska	87 84	201 N Jacksonville St.	64 51	
		49 A Southern California	73 81			221 H Utah St.	61 72	
						241 H San Francisco	91 61	
						246 N Wichita St.	85 59	
LAST 12 Division I GAMES:								
246 N Wichita St.	85 59	30 H Oregon St.	35 52					
201 N Jacksonville St.	64 51	4 H Oregon	64 79					
80 H Arizona	90 88	5 A Stanford	64 85					
18 H Arizona St.	46 61	36 A California	63 77					
49 A Southern California	73 81	135 H Colorado	74 48					
37 A UCLA	56 83	51 H Utah	68 72					

Non-Div I Games:

Washington St.

■ Loss,
 ■ Non-Conf,
 ■ S Site,
 ■ H Home
 ■ A Away
 N Neutral

Average RPI Win:	239	WON-LOST	WINNING	LAST 10	STRENGTH OF	OPP. STRENGTH	TEAM	ADJ.	CONF.	ADJ CONF.
Average RPI Loss:	174	RECORD	PCT. RANK	GAMES	SCHEDULE	OF SCHEDULE	RPI	RPI	RPI	RPI
DIV. I ONLY	4- 18	323	0- 0	247	206	315	315	16	16	
DIV. I NON-CONF.	2- 7	288	0- 0	280	251	312	312	12	12	
TOTALS	RPI 1-25	RPI 26-50	W-L RECORDS	RPI 51-100	RPI 101-150	RPI 150+				
4- 18	0- 0	0- 0	OVERALL	1- 2	0- 6	3- 10				
2- 9	0- 0	0- 0	HOME	0- 1	0- 3	2- 5				
2- 8	0- 0	0- 0	AWAY	1- 1	0- 2	1- 5				
0- 1	0- 0	0- 0	NEUTRAL	0- 0	0- 1	0- 0				
2- 7	0- 0	0- 0	NON-CONFERENCE	0- 1	0- 2	2- 4				
1- 2	0- 0	0- 0	HOME	0- 0	0- 0	1- 2				
1- 4	0- 0	0- 0	AWAY	0- 1	0- 1	1- 2				
0- 1	0- 0	0- 0	NEUTRAL	0- 0	0- 1	0- 0				
2- 11	0- 0	0- 0	CONFERENCE	1- 1	0- 4	1- 6				
1- 7	0- 0	0- 0	HOME	0- 1	0- 3	1- 3				
1- 4	0- 0	0- 0	AWAY	1- 0	0- 1	0- 3				
0- 0	0- 0	0- 0	NEUTRAL	0- 0	0- 0	0- 0				

RPI S	Opponent	Score	RPI S	Opponent	Score	RPI S	Opponent	Score	RPI S	Opponent	Score	Team's RPI: 315
						51	A Utah	56 77	103	H Idaho St.	57 70	
						89	H Idaho	74 79	111	N VCU	36 64	
						100	A Northern Colo.	55 54	124	A Pepperdine	47 68	
									138	H Montana St.	59 66	
									139	A Portland St.	38 65	
									139	H Portland St.	59 77	
									161	H Portland	73 89	
									163	H Montana	60 72	
									165	H UC Riverside	39 71	
									198	H Eastern Wash.	58 64	
									233	A Sacramento St.	62 77	
									235	A Northern Ariz.	64 74	
									235	H Northern Ariz.	64 75	
									264	H UTEP	68 63	
									272	A Southern Utah	79 84	
									272	H Southern Utah	67 66	
									282	A Utah Valley	59 65	
									297	A UTSA	59 66	
									319	A Incarnate Word	72 64	
LAST 12 Division I GAMES:												
235	H Northern Ariz.	64 75	100	A Northern Colo.	55 54							
272	H Southern Utah	67 66	139	H Portland St.	59 77							
233	A Sacramento St.	62 77	103	H Idaho St.	57 70							
139	A Portland St.	38 65	272	A Southern Utah	79 84							
163	H Montana	60 72	235	A Northern Ariz.	64 74							
138	H Montana St.	59 66	89	H Idaho	74 79							

Non-Div I Games: La Verne 105 43

Weber St.

West Virginia

Through Games Of Feb. 11, 2019

Average RPI Win:	187	WON-LOST	WINNING	LAST 10	STRENGTH OF	OPP. STRENGTH	TEAM	ADJ.	CONF.	ADJ CONF.
Average RPI Loss:	21	RECORD	PCT. RANK	GAMES	SCHEDULE	OF SCHEDULE	RPI	RPI	RPI	RPI
DIV. I ONLY	16- 6	59	1- 0	128	27	70	70	3	3	
DIV. I NON-CONF.	9- 2	43	1- 0	342	130	192	192	3	3	
TOTALS	RPI 1-25	RPI 26-50	W-L RECORDS	RPI 51-100	RPI 101-150	RPI 150+				
16- 6	1- 3	1- 3	OVERALL	1- 0	5- 0	8- 0				
12- 2	1- 0	0- 2	HOME	1- 0	4- 0	6- 0				
3- 3	0- 2	1- 1	AWAY	0- 0	1- 0	1- 0				
1- 1	0- 1	0- 0	NEUTRAL	0- 0	0- 0	1- 0				
9- 2	0- 1	0- 1	NON-CONFERENCE	0- 0	2- 0	7- 0				
7- 1	0- 0	0- 1	HOME	0- 0	1- 0	6- 0				
1- 0	0- 0	0- 0	AWAY	0- 0	1- 0	0- 0				
1- 1	0- 1	0- 0	NEUTRAL	0- 0	0- 0	1- 0				
7- 4	1- 2	1- 2	CONFERENCE	1- 0	3- 0	1- 0				
5- 1	1- 0	0- 1	HOME	1- 0	3- 0	0- 0				
2- 3	0- 2	1- 1	AWAY	0- 0	0- 0	1- 0				
0- 0	0- 0	0- 0	NEUTRAL	0- 0	0- 0	0- 0				

RPI	S	Opponent	Score	RPI	S	Opponent	Score	RPI	S	Opponent	Score	RPI	S	Opponent	Score
2	A	Baylor	47 79	29	A	Texas	64 58	54	H	Kansas St.	60 30	102	H	Oklahoma St.	67 58
10	A	Iowa St.	61 77	29	H	Texas	58 70					116	H	Towson	90 43
10	H	Iowa St.	73 64	33	H	Missouri	51 68					118	H	Kansas	71 50
11	N	Iowa	81 84	43	A	TCU	48 62					127	A	Pittsburgh	77 43
Team's RPI: 70															
LAST 12 Division I GAMES:															
327	N	Eastern Ky.	81 39	2	A	Baylor	47 79					320	H	NJIT	95 50
10	A	Iowa St.	61 77	10	H	Iowa St.	73 64					326	H	Coppin St.	78 37
118	H	Kansas	71 50	162	A	Oklahoma	66 55					327	H	Eastern Ky.	78 29
29	A	Texas	64 58	102	H	Oklahoma St.	67 58					327	N	Eastern Ky.	81 39
54	H	Kansas St.	60 30	29	H	Texas	58 70								
137	H	Texas Tech	68 65	43	A	TCU	48 62								

Non-Div I Games:

West Virginia

■ Loss,
 ■ Non-Conf,
 ■ S Site,
 ■ H Home
 ■ A Away
 N Neutral

Average RPI Win:	300	WON-LOST	WINNING	LAST 10	STRENGTH OF	OPP. STRENGTH	TEAM	ADJ.	CONF.	ADJ CONF.
Average RPI Loss:	210	RECORD	PCT. RANK	GAMES	SCHEDULE	OF SCHEDULE	RPI	RPI	RPI	RPI
DIV. I ONLY	2- 20	341	0- 1	223	345	337	337	27	27	
DIV. I NON-CONF.	2- 11	316	0- 0	151	345	306	306	24	24	
TOTALS	RPI 1-25	RPI 26-50	W-L RECORDS	RPI 51-100	RPI 101-150	RPI 150+				
2- 20	0- 0	0- 2	OVERALL	0- 0	0- 3	2- 15				
1- 8	0- 0	0- 0	HOME	0- 0	0- 0	1- 8				
1- 11	0- 0	0- 2	AWAY	0- 0	0- 2	1- 7				
0- 1	0- 0	0- 0	NEUTRAL	0- 0	0- 1	0- 0				
2- 11	0- 0	0- 2	NON-CONFERENCE	0- 0	0- 2	2- 7				
1- 4	0- 0	0- 0	HOME	0- 0	0- 0	1- 4				
1- 6	0- 0	0- 2	AWAY	0- 0	0- 1	1- 3				
0- 1	0- 0	0- 0	NEUTRAL	0- 0	0- 1	0- 0				
0- 9	0- 0	0- 0	CONFERENCE	0- 0	0- 1	0- 8				
0- 4	0- 0	0- 0	HOME	0- 0	0- 0	0- 4				
0- 5	0- 0	0- 0	AWAY	0- 0	0- 1	0- 4				
0- 0	0- 0	0- 0	NEUTRAL	0- 0	0- 0	0- 0				

RPI S	Opponent	Score	RPI S	Opponent	Score	RPI S	Opponent	Score	RPI S	Opponent	Score	Team's RPI: 337
26	A Kentucky	39 99	42	A Georgia Tech	49 84				130	A Tennessee Tech	58 77	
									140	N North Ala.	66 89	
									142	A Chattanooga	58 72	
									157	H Mercer	67 69	
									186	A Coastal Caro.	59 77	
									194	A UNC Asheville	49 74	
									218	H N.C. A&T	51 69	
									223	A Furman	55 65	
									223	H Furman	28 53	
									242	H Campbell	37 63	
									244	A ETSU	80 88	
									259	A Winthrop	65 57	
									260	H Gardner-Webb	52 62	
									268	H Samford	42 75	
									285	A Wofford	65 91	
									285	H Wofford	55 63	
									305	H South Carolina St.	39 54	
									314	A UNC Greensboro	59 71	
									320	A NJIT	71 79	
									340	H USC Upstate	68 64	
LAST 12 Division I GAMES:												
285	H Wofford	55 63	157	H Mercer	67 69							
223	H Furman	28 53	223	A Furman	55 65							
244	A ETSU	80 88	285	A Wofford	65 91							
142	A Chattanooga	58 72	260	H Gardner-Webb	52 62							
314	A UNC Greensboro	59 71	305	H South Carolina St.	39 54							
268	H Samford	42 75	259	A Winthrop	65 57							

Non-Div I Games: North Greenville 71 44 Young Harris 63 54

Western Caro.

Loss, Non-Conf, S Site, H Home A Away N Neutral

Average RPI Win:	275	WON-LOST	WINNING	LAST 10	STRENGTH OF	OPP. STRENGTH	TEAM	ADJ.	CONF.	ADJ CONF.
Average RPI Loss:	133	RECORD	PCT. RANK	GAMES	SCHEDULE	OF SCHEDULE	RPI	RPI	RPI	RPI
DIV. I ONLY	10- 13	210	1- 0	213	231	215	215	18	18	
DIV. I NON-CONF.	2- 9	297	0- 0	77	202	254	254	18	18	
TOTALS	RPI 1-25	RPI 26-50	W-L RECORDS	RPI 51-100	RPI 101-150	RPI 150+				
10- 13	0- 1	0- 4	OVERALL	0- 2	0- 0	10- 6				
6- 3	0- 1	0- 2	HOME	0- 0	0- 0	6- 0				
3- 7	0- 0	0- 2	AWAY	0- 1	0- 0	3- 4				
1- 3	0- 0	0- 0	NEUTRAL	0- 1	0- 0	1- 2				
2- 9	0- 1	0- 2	NON-CONFERENCE	0- 2	0- 0	2- 4				
1- 2	0- 1	0- 1	HOME	0- 0	0- 0	1- 0				
0- 4	0- 0	0- 1	AWAY	0- 1	0- 0	0- 2				
1- 3	0- 0	0- 0	NEUTRAL	0- 1	0- 0	1- 2				
8- 4	0- 0	0- 2	CONFERENCE	0- 0	0- 0	8- 2				
5- 1	0- 0	0- 1	HOME	0- 0	0- 0	5- 0				
3- 3	0- 0	0- 1	AWAY	0- 0	0- 0	3- 2				
0- 0	0- 0	0- 0	NEUTRAL	0- 0	0- 0	0- 0				

RPI 1-25				RPI 26-50				RPI 51-100				RPI 101+ Team's RPI: 215			
RPI	S	Opponent	Score	RPI	S	Opponent	Score	RPI	S	Opponent	Score	RPI	S	Opponent	Score
22	H	Drake	71 98	28	H	South Dakota St.	84 93	52	A	Purdue	60 81	156	A	Bradley	68 82
				33	H	Missouri	64 89	98	N	Northern Ill.	61 86	169	H	Denver	87 78
				39	A	South Dakota	49 92					175	A	Oral Roberts	64 68
				44	A	Butler	51 92					222	A	Southeast Mo. St.	71 81
												223	N	Furman	85 78
												225	A	North Dakota	92 80
												225	H	North Dakota	111 90
												264	N	UTEP	72 84
												271	N	Eastern Ill.	62 64
												287	H	Austin Peay	77 72
												317	A	Omaha	79 67
												317	H	Omaha	78 70
												322	A	North Dakota St.	60 68
												322	H	North Dakota St.	82 70
												334	A	Purdue Fort Wayne	90 61
												334	H	Purdue Fort Wayne	73 59
LAST 12 Division I GAMES:															
317	A	Omaha	79 67	317	H	Omaha	78 70								
334	A	Purdue Fort Wayne	90 61	225	A	North Dakota	92 80								
322	H	North Dakota St.	82 70	322	A	North Dakota St.	60 68								
225	H	North Dakota	111 90	175	A	Oral Roberts	64 68								
39	A	South Dakota	49 92	169	H	Denver	87 78								
334	H	Purdue Fort Wayne	73 59	28	H	South Dakota St.	84 93								

Non-Div I Games: MacMurray 136 39 William Woods 81 73

Western Ill.

Loss, Non-Conf, S Site, H Home A Away N Neutral

Average RPI Win:	212	WON-LOST	WINNING	LAST 10	STRENGTH OF	OPP. STRENGTH	TEAM	ADJ.	CONF.	ADJ CONF.
Average RPI Loss:	75	RECORD	PCT. RANK	GAMES	SCHEDULE	OF SCHEDULE	RPI	RPI	RPI	RPI
DIV. I ONLY	12- 11	156	0- 1	93	54	128	128	14	14	
DIV. I NON-CONF.	4- 8	241	0- 1	31	3	124	124	19	19	
TOTALS	RPI 1-25	RPI 26-50	W-L RECORDS	RPI 51-100	RPI 101-150	RPI 150+				
12- 11	0- 4	0- 3	OVERALL	2- 0	0- 0	10- 4				
6- 6	0- 2	0- 1	HOME	1- 0	0- 0	5- 3				
5- 3	0- 1	0- 1	AWAY	1- 0	0- 0	4- 1				
1- 2	0- 1	0- 1	NEUTRAL	0- 0	0- 0	1- 0				
4- 8	0- 4	0- 2	NON-CONFERENCE	1- 0	0- 0	3- 2				
2- 3	0- 2	0- 0	HOME	0- 0	0- 0	2- 1				
1- 3	0- 1	0- 1	AWAY	1- 0	0- 0	0- 1				
1- 2	0- 1	0- 1	NEUTRAL	0- 0	0- 0	1- 0				
8- 3	0- 0	0- 1	CONFERENCE	1- 0	0- 0	7- 2				
4- 3	0- 0	0- 1	HOME	1- 0	0- 0	3- 2				
4- 0	0- 0	0- 0	AWAY	0- 0	0- 0	4- 0				
0- 0	0- 0	0- 0	NEUTRAL	0- 0	0- 0	0- 0				

RPI 1-25				RPI 26-50				RPI 51-100				RPI 101+ Team's RPI: 128			
RPI	S	Opponent	Score	RPI	S	Opponent	Score	RPI	S	Opponent	Score	RPI	S	Opponent	Score
1	A	Notre Dame	53 94	27	A	Central Mich.	90 108	60	A	Little Rock	68 56	153	H	Charlotte	76 58
3	H	Louisville	80 102	30	N	Oregon St.	60 74	69	H	Old Dominion	75 60	154	H	Louisiana Tech	81 76
11	H	Iowa	67 104	31	H	Rice	46 68					160	H	Southern Ill.	83 76
13	N	Gonzaga	55 76									162	A	Oklahoma	83 90
												172	H	North Texas	67 76
												181	H	Ball St.	83 86
												192	H	Southern Miss.	56 69
												226	H	Marshall	85 55
												244	N	ETSU	82 68
												264	A	UTEP	64 61
												294	A	Fla. Atlantic	81 50
												295	H	Morgan St.	90 43
												297	A	UTSA	81 62
												325	A	FIU	94 82
LAST 12 Division I GAMES:															
		13	N	Gonzaga	55	76				154	H	Louisiana Tech	81	76	
		244	N	ETSU	82	68				192	H	Southern Miss.	56	69	
		172	H	North Texas	67	76				294	A	Fla. Atlantic	81	50	
		31	H	Rice	46	68				325	A	FIU	94	82	
		264	A	UTEP	64	61				226	H	Marshall	85	55	
		297	A	UTSA	81	62				69	H	Old Dominion	75	60	

Non-Div I Games: Union (TN) 77 65 Bellarmine 95 57

Western Ky.

Loss, Non-Conf, S Site, H Home A Away N Neutral

Average RPI Win:	293	WON-LOST	WINNING	LAST 10	STRENGTH OF	OPP. STRENGTH	TEAM	ADJ.	CONF.	ADJ CONF.
Average RPI Loss:	134	RECORD	PCT. RANK	GAMES	SCHEDULE	OF SCHEDULE	RPI	RPI	RPI	RPI
DIV. I ONLY	7- 12	243	0- 1	313	154	283	283	7	7	
DIV. I NON-CONF.	5- 5	162	0- 0	351	285	326	326	8	8	
TOTALS	RPI 1-25	RPI 26-50	W-L RECORDS	RPI 51-100	RPI 101-150	RPI 150+				
7- 12	0- 1	0- 0	OVERALL	0- 4	0- 2	7- 5				
2- 7	0- 1	0- 0	HOME	0- 3	0- 1	2- 2				
4- 4	0- 0	0- 0	AWAY	0- 1	0- 1	4- 2				
1- 1	0- 0	0- 0	NEUTRAL	0- 0	0- 0	1- 1				
5- 5	0- 0	0- 0	NON-CONFERENCE	0- 1	0- 0	5- 4				
2- 3	0- 0	0- 0	HOME	0- 1	0- 0	2- 2				
2- 1	0- 0	0- 0	AWAY	0- 0	0- 0	2- 1				
1- 1	0- 0	0- 0	NEUTRAL	0- 0	0- 0	1- 1				
2- 7	0- 1	0- 0	CONFERENCE	0- 3	0- 2	2- 1				
0- 4	0- 1	0- 0	HOME	0- 2	0- 1	0- 0				
2- 3	0- 0	0- 0	AWAY	0- 1	0- 1	2- 1				
0- 0	0- 0	0- 0	NEUTRAL	0- 0	0- 0	0- 0				

RPI 1-25				RPI 26-50				RPI 51-100				RPI 101+ Team's RPI: 283			
RPI	S	Opponent	Score	RPI	S	Opponent	Score	RPI	S	Opponent	Score	RPI	S	Opponent	Score
25	H	Buffalo	59 61					57	H	Michigan	42 79	136	A	Akron	62 69
								62	H	Miami (OH)	62 81	136	H	Akron	59 72
								85	A	Kent St.	51 55	166	H	New Mexico St.	54 66
								87	H	Toledo	57 80	181	A	Ball St.	65 62
												184	A	Eastern Mich.	61 64
												196	A	Ole Miss	66 69
												225	N	North Dakota	50 62
												231	A	Bowling Green	84 82
												250	H	Loyola Chicago	53 64
												294	A	Fla. Atlantic	69 59
												327	H	Eastern Ky.	64 53
												334	H	Purdue Fort Wayne	69 61
												338	A	Detroit Mercy	54 44
												349	N	Florida A&M	69 50
LAST 12 Division I GAMES:															
136	A	Akron	62 69	184	A	Eastern Mich.	61 64								
85	A	Kent St.	51 55	136	H	Akron	59 72								
62	H	Miami (OH)	62 81	231	A	Bowling Green	84 82								
181	A	Ball St.	65 62	349	N	Florida A&M	69 50								
25	H	Buffalo	59 61	225	N	North Dakota	50 62								
87	H	Toledo	57 80	294	A	Fla. Atlantic	69 59								

Non-Div I Games: Saginaw Valley 75 51

Western Mich.

■ Loss,
 ■ Non-Conf,
 ■ S Site,
 ■ H Home
 ■ A Away
 N Neutral

Average RPI Win:	222	WON-LOST	WINNING	LAST 10	STRENGTH OF	OPP. STRENGTH	TEAM	ADJ.	CONF.	ADJ CONF.
Average RPI Loss:	134	RECORD	PCT. RANK	GAMES	SCHEDULE	OF SCHEDULE	RPI	RPI	RPI	RPI
DIV. I ONLY	10- 13	210	0- 1	217	150	246	246	9	9	
DIV. I NON-CONF.	7- 6	153	0- 1	211	222	242	242	9	9	
TOTALS	RPI 1-25	RPI 26-50	W-L RECORDS	RPI 51-100	RPI 101-150	RPI 150+				
10- 13	0- 0	0- 1	OVERALL	1- 2	1- 6	8- 4				
8- 6	0- 0	0- 0	HOME	1- 0	0- 4	7- 2				
2- 4	0- 0	0- 0	AWAY	0- 1	1- 1	1- 2				
0- 3	0- 0	0- 1	NEUTRAL	0- 1	0- 1	0- 0				
7- 6	0- 0	0- 1	NON-CONFERENCE	1- 1	0- 4	6- 0				
7- 3	0- 0	0- 0	HOME	1- 0	0- 3	6- 0				
0- 0	0- 0	0- 0	AWAY	0- 0	0- 0	0- 0				
0- 3	0- 0	0- 1	NEUTRAL	0- 1	0- 1	0- 0				
3- 7	0- 0	0- 0	CONFERENCE	0- 1	1- 2	2- 4				
1- 3	0- 0	0- 0	HOME	0- 0	0- 1	1- 2				
2- 4	0- 0	0- 0	AWAY	0- 1	1- 1	1- 2				
0- 0	0- 0	0- 0	NEUTRAL	0- 0	0- 0	0- 0				

RPI 1-25			RPI 26-50			RPI 51-100			RPI 101+ Team's RPI: 246		
RPI	S	Opponent	Score	RPI	S	Opponent	Score	RPI	S	Opponent	Score
				39	N	South Dakota	64 73	63	H	Missouri St.	63 60
								86	A	Cincinnati	54 82
								90	N	Northwestern	43 65
								101	H	Houston	58 66
								102	H	Oklahoma St.	47 60
								115	H	Creighton	71 83
								122	N	Washington St.	59 85
								130	H	Tennessee Tech	45 55
								144	A	Tulane	62 44
								149	A	Tulsa	49 63
								154	H	Louisiana Tech	70 56
								170	H	Temple	40 65
								188	H	Sam Houston St.	63 55
								204	A	East Carolina	56 78
								204	H	East Carolina	57 47
								205	A	SMU	50 78
								212	H	Grambling	70 61
								230	A	Memphis	57 48
								230	H	Memphis	50 71
								332	H	Houston Baptist	68 50
								345	H	Savannah St.	66 50
								347	H	Ark.-Pine Bluff	76 39
LAST 12 Division I GAMES:											
122	N	Washington St.	59 85	101	H	Houston	58 66				
86	A	Cincinnati	54 82	205	A	SMU	50 78				
230	A	Memphis	57 48	230	H	Memphis	50 71				
170	H	Temple	40 65	204	A	East Carolina	56 78				
204	H	East Carolina	57 47	149	A	Tulsa	49 63				
144	A	Tulane	62 44	345	H	Savannah St.	66 50				

Non-Div I Games:

Wichita St.

■ Loss,
 ■ Non-Conf,
 ■ S Site,
 ■ H Home
 ■ A Away
 N Neutral

William & Mary

Through Games Of Feb. 11, 2019

Average RPI Win:	222	WON-LOST	WINNING	LAST 10	STRENGTH OF	OPP. STRENGTH	TEAM	ADJ.	CONF.	ADJ CONF.
Average RPI Loss:	133	RECORD	PCT. RANK	GAMES	SCHEDULE	OF SCHEDULE	RPI	RPI	RPI	RPI
DIV. I ONLY	11- 11	163	0- 1	159	203	163	163	10	10	
DIV. I NON-CONF.	7- 4	108	0- 0	188	303	121	121	10	10	
TOTALS	RPI 1-25	RPI 26-50	W-L RECORDS	RPI 51-100	RPI 101-150	RPI 150+				
11- 11	0- 0	0- 1	OVERALL	0- 3	2- 4	9- 3				
6- 4	0- 0	0- 0	HOME	0- 1	1- 1	5- 2				
5- 7	0- 0	0- 1	AWAY	0- 2	1- 3	4- 1				
0- 0	0- 0	0- 0	NEUTRAL	0- 0	0- 0	0- 0				
7- 4	0- 0	0- 0	NON-CONFERENCE	0- 1	0- 3	7- 0				
4- 1	0- 0	0- 0	HOME	0- 0	0- 1	4- 0				
3- 3	0- 0	0- 0	AWAY	0- 1	0- 2	3- 0				
0- 0	0- 0	0- 0	NEUTRAL	0- 0	0- 0	0- 0				
4- 7	0- 0	0- 1	CONFERENCE	0- 2	2- 1	2- 3				
2- 3	0- 0	0- 0	HOME	0- 1	1- 0	1- 2				
2- 4	0- 0	0- 1	AWAY	0- 1	1- 1	1- 1				
0- 0	0- 0	0- 0	NEUTRAL	0- 0	0- 0	0- 0				

RPI S	Opponent	Score	RPI S	Opponent	Score	RPI S	Opponent	Score	RPI S	Opponent	Score	Team's RPI: 163
			35 A	James Madison	48 65	69 A	Old Dominion	69 83	106 A	UNCW	58 66	
						77 H	Drexel	58 62	106 H	UNCW	70 64	
						78 A	Northeastern	74 88	107 A	Hartford	45 50	
									111 H	VCU	55 72	
									116 A	Towson	80 69	
									148 A	Davidson	65 76	
									152 H	Delaware	59 70	
									189 H	Elon	65 60	
									204 H	East Carolina	63 43	
									207 H	George Washington	73 59	
									229 H	Howard	88 75	
									254 A	Hofstra	60 55	
									255 H	Richmond	65 55	
									269 A	Norfolk St.	55 44	
									291 A	Col. of Charleston	77 79	
									291 H	Col. of Charleston	54 66	
									306 A	Fairfield	60 54	
									308 A	Loyola Maryland	65 49	
LAST 12 Division I GAMES:												
106 A	UNCW	58 66	189 H	Elon	65 60							
291 A	Col. of Charleston	77 79	291 H	Col. of Charleston	54 66							
77 H	Drexel	58 62	106 H	UNCW	70 64							
152 H	Delaware	59 70	78 A	Northeastern	74 88							
116 A	Towson	80 69	254 A	Hofstra	60 55							
35 A	James Madison	48 65	207 H	George Washington	73 59							

Non-Div I Games:

William & Mary

■ Loss,
 ■ Non-Conf,
 ■ S Site,
 ■ H Home
 ■ A Away
 N Neutral

Average RPI Win:	296	WON-LOST	WINNING	LAST 10	STRENGTH OF	OPP. STRENGTH	TEAM	ADJ.	CONF.	ADJ CONF.
Average RPI Loss:	199	RECORD	PCT. RANK	GAMES	SCHEDULE	OF SCHEDULE	RPI	RPI	RPI	RPI
DIV. I ONLY	10- 11	180	1- 0	333	327	259	259	28	28	
DIV. I NON-CONF.	4- 6	212	0- 0	317	332	274	274	29	29	
TOTALS	RPI 1-25	RPI 26-50	W-L RECORDS	RPI 51-100	RPI 101-150	RPI 150+				
10- 11	0- 0	0- 1	OVERALL	0- 1	0- 2	10- 7				
5- 3	0- 0	0- 0	HOME	0- 0	0- 0	5- 3				
5- 8	0- 0	0- 1	AWAY	0- 1	0- 2	5- 4				
0- 0	0- 0	0- 0	NEUTRAL	0- 0	0- 0	0- 0				
4- 6	0- 0	0- 1	NON-CONFERENCE	0- 0	0- 1	4- 4				
2- 1	0- 0	0- 0	HOME	0- 0	0- 0	2- 1				
2- 5	0- 0	0- 1	AWAY	0- 0	0- 1	2- 3				
0- 0	0- 0	0- 0	NEUTRAL	0- 0	0- 0	0- 0				
6- 5	0- 0	0- 0	CONFERENCE	0- 1	0- 1	6- 3				
3- 2	0- 0	0- 0	HOME	0- 0	0- 0	3- 2				
3- 3	0- 0	0- 0	AWAY	0- 1	0- 1	3- 1				
0- 0	0- 0	0- 0	NEUTRAL	0- 0	0- 0	0- 0				

RPI S	Opponent	Score	RPI S	Opponent	Score	RPI S	Opponent	Score	RPI S	Opponent	Score	Team's RPI: 259
35	A James Madison	39 56	94	A Radford	49 70	104	A Georgia	39 85	132	A High Point	54 56	
						185	A Wisconsin	41 76	189	H Elon	58 57	
						191	H Hampton	63 84	194	A UNC Asheville	36 70	
						242	A Campbell	59 46	260	A Gardner-Webb	64 62	
						285	A Wofford	53 70	288	A Ga. Southern	55 64	
						291	A Col. of Charleston	71 64	305	A South Carolina St.	58 50	
						316	H Charleston So.	57 52	335	A Presbyterian	62 54	
						335	H Presbyterian	55 52	337	H Western Caro.	57 65	
						340	H USC Upstate	50 76	341	H Longwood	77 69	
						342	H N.C. Central	66 41				
LAST 12 Division I GAMES:												
335	A Presbyterian	62 54	242	A Campbell	59 46							
194	A UNC Asheville	36 70	94	A Radford	49 70							
132	A High Point	54 56	340	H USC Upstate	50 76							
335	H Presbyterian	55 52	316	H Charleston So.	57 52							
191	H Hampton	63 84	341	H Longwood	77 69							
260	A Gardner-Webb	64 62	337	H Western Caro.	57 65							

Non-Div I Games: Newberry

63 67

Winthrop

■ Loss,
 ■ Non-Conf,
 ■ S Site,
 ■ H Home
 ■ A Away
 N Neutral

Average RPI Win:	216	WON-LOST	WINNING	LAST 10	STRENGTH OF	OPP. STRENGTH	TEAM	ADJ.	CONF.	ADJ CONF.
Average RPI Loss:	86	RECORD	PCT. RANK	GAMES	SCHEDULE	OF SCHEDULE	RPI	RPI	RPI	RPI
DIV. I ONLY	11- 13	189	0- 1	154	85	185	185	4	4	
DIV. I NON-CONF.	9- 3	61	0- 0	305	201	172	172	6	6	
TOTALS	RPI 1-25	RPI 26-50	W-L RECORDS	RPI 51-100	RPI 101-150	RPI 150+				
11- 13	0- 2	0- 1	OVERALL	2- 5	2- 4	7- 1				
8- 5	0- 0	0- 1	HOME	2- 2	1- 2	5- 0				
1- 7	0- 2	0- 0	AWAY	0- 2	0- 2	1- 1				
2- 1	0- 0	0- 0	NEUTRAL	0- 1	1- 0	1- 0				
9- 3	0- 0	0- 0	NON-CONFERENCE	0- 3	2- 0	7- 0				
6- 1	0- 0	0- 0	HOME	0- 1	1- 0	5- 0				
1- 1	0- 0	0- 0	AWAY	0- 1	0- 0	1- 0				
2- 1	0- 0	0- 0	NEUTRAL	0- 1	1- 0	1- 0				
2- 10	0- 2	0- 1	CONFERENCE	2- 2	0- 4	0- 1				
2- 4	0- 0	0- 1	HOME	2- 1	0- 2	0- 0				
0- 6	0- 2	0- 0	AWAY	0- 1	0- 2	0- 1				
0- 0	0- 0	0- 0	NEUTRAL	0- 0	0- 0	0- 0				

RPI 1-25				RPI 26-50				RPI 51-100				RPI 101+ Team's RPI: 185			
RPI	S	Opponent	Score	RPI	S	Opponent	Score	RPI	S	Opponent	Score	RPI	S	Opponent	Score
11	A	Iowa	53 71	40	H	Indiana	68 75	52	H	Purdue	76 69	112	A	Minnesota	56 74
17	A	Maryland	57 75					57	H	Michigan	70 76	112	H	Minnesota	50 78
								67	A	Green Bay	46 55	123	H	IUPUI	65 64
								74	H	Duke	53 60	127	N	Pittsburgh	57 42
								82	N	Arkansas	68 69	133	A	Penn St.	64 71
								90	A	Northwestern	46 72	133	H	Penn St.	59 65
								97	H	Nebraska	70 69	187	A	Illinois	68 78
												193	A	Milwaukee	68 57
												226	H	Marshall	67 49
												259	H	Winthrop	76 41
												290	N	Tennessee St.	58 53
												322	H	North Dakota St.	64 53
												336	H	Evansville	96 60
												348	H	Chicago St.	85 38
LAST 12 Division I GAMES:															
187	A	Illinois	68 78	112	H	Minnesota	50 78								
57	H	Michigan	70 76	40	H	Indiana	68 75								
17	A	Maryland	57 75	11	A	Iowa	53 71								
97	H	Nebraska	70 69	133	A	Penn St.	64 71								
133	H	Penn St.	59 65	52	H	Purdue	76 69								
90	A	Northwestern	46 72	112	A	Minnesota	56 74								

Non-Div I Games:

Wisconsin

 Loss,
 Non-Conf,
S Site,
 Home
 Away
N Neutral

Average RPI Win: 299	WON-LOST	WINNING	LAST 10	STRENGTH OF	OPP. STRENGTH	TEAM	ADJ.	CONF.	ADJ CONF.
Average RPI Loss: 195	RECORD	PCT. RANK	GAMES	SCHEDULE	OF SCHEDULE	RPI	RPI	RPI	RPI
DIV. I ONLY	9- 12	215	1- 0	348	256	285	285	27	27
DIV. I NON-CONF.	5- 7	206	0- 0	311	270	253	253	24	24
TOTALS	RPI 1-25	RPI 26-50	W-L RECORDS	RPI 51-100	RPI 101-150	RPI 150+			
9- 12	0- 0	0- 1	OVERALL	0- 1	0- 2	9- 8			
6- 1	0- 0	0- 0	HOME	0- 0	0- 0	6- 1			
3- 11	0- 0	0- 1	AWAY	0- 1	0- 2	3- 7			
0- 0	0- 0	0- 0	NEUTRAL	0- 0	0- 0	0- 0			
5- 7	0- 0	0- 1	NON-CONFERENCE	0- 1	0- 1	5- 4			
3- 0	0- 0	0- 0	HOME	0- 0	0- 0	3- 0			
2- 7	0- 0	0- 1	AWAY	0- 1	0- 1	2- 4			
0- 0	0- 0	0- 0	NEUTRAL	0- 0	0- 0	0- 0			
4- 5	0- 0	0- 0	CONFERENCE	0- 0	0- 1	4- 4			
3- 1	0- 0	0- 0	HOME	0- 0	0- 0	3- 1			
1- 4	0- 0	0- 0	AWAY	0- 0	0- 1	1- 3			
0- 0	0- 0	0- 0	NEUTRAL	0- 0	0- 0	0- 0			

RPI S	Opponent	Score	RPI S	Opponent	Score	RPI S	Opponent	Score	RPI S	Opponent	Score	Team's RPI: 285
42	A Georgia Tech	40 81	58	A Clemson	77 85	141	A Appalachian St.	70 94				
						142	A Chattanooga	82 89				
						153	A Charlotte	63 85				
						157	H Mercer	79 81				
						194	A UNC Asheville	46 60				
						223	A Furman	50 63				
						244	A ETSU	79 92				
						259	H Winthrop	70 53				
						260	H Gardner-Webb	59 53				
						268	H Samford	71 62				
						288	A Ga. Southern	81 65				
						291	H Col. of Charleston	78 58				
						314	A UNC Greensboro	61 77				
						314	H UNC Greensboro	93 66				
						335	A Presbyterian	50 61				
						337	A Western Caro.	63 55				
						337	H Western Caro.	91 65				
						341	A Longwood	101 72				
						342	A N.C. Central	59 66				
LAST 12 Division I GAMES:												
337	A Western Caro.	63 55	142	A Chattanooga	82 89							
314	A UNC Greensboro	61 77	314	H UNC Greensboro	93 66							
268	H Samford	71 62	337	H Western Caro.	91 65							
157	H Mercer	79 81	42	A Georgia Tech	40 81							
223	A Furman	50 63	141	A Appalachian St.	70 94							
244	A ETSU	79 92	342	A N.C. Central	59 66							

Non-Div I Games: Warren Wilson 107 30 Southern Wesleyan 110 47 Brevard 106 52

Wofford

Average RPI Win: 213	WON-LOST	WINNING	LAST 10	STRENGTH OF	OPP. STRENGTH	TEAM	ADJ.	CONF.	ADJ CONF.
Average RPI Loss: 117	RECORD	PCT. RANK	GAMES	SCHEDULE	OF SCHEDULE	RPI	RPI	RPI	RPI
DIV. I ONLY	18- 6	45	0- 1	203	177	76	76	20	20
DIV. I NON-CONF.	7- 4	108	0- 0	121	156	71	71	17	17
TOTALS	RPI 1-25	RPI 26-50	W-L RECORDS	RPI 51-100	RPI 101-150	RPI 150+			
18- 6	0- 1	0- 0	OVERALL	3- 2	3- 1	12- 2			
7- 1	0- 0	0- 0	HOME	2- 1	1- 0	4- 0			
7- 5	0- 1	0- 0	AWAY	0- 1	1- 1	6- 2			
4- 0	0- 0	0- 0	NEUTRAL	1- 0	1- 0	2- 0			
7- 4	0- 1	0- 0	NON-CONFERENCE	2- 1	1- 0	4- 2			
1- 1	0- 0	0- 0	HOME	1- 1	0- 0	0- 0			
2- 3	0- 1	0- 0	AWAY	0- 0	0- 0	2- 2			
4- 0	0- 0	0- 0	NEUTRAL	1- 0	1- 0	2- 0			
11- 2	0- 0	0- 0	CONFERENCE	1- 1	2- 1	8- 0			
6- 0	0- 0	0- 0	HOME	1- 0	1- 0	4- 0			
5- 2	0- 0	0- 0	AWAY	0- 1	1- 1	4- 0			
0- 0	0- 0	0- 0	NEUTRAL	0- 0	0- 0	0- 0			

RPI 1-25				RPI 26-50				RPI 51-100 Team's RPI: 76				RPI 101+			
RPI	S	Opponent	Score	RPI	S	Opponent	Score	RPI	S	Opponent	Score	RPI	S	Opponent	Score
20	A	Michigan St.	68 84					64	H	Belmont	63 79	123	A	IUPUI	78 75
								67	A	Green Bay	37 56	123	H	IUPUI	66 59
								67	H	Green Bay	85 67	126	A	Youngstown St.	68 83
								77	N	Drexel	71 63	147	N	Marist	76 60
								85	H	Kent St.	61 55	153	A	Charlotte	85 88
												193	A	Milwaukee	73 69
												193	H	Milwaukee	61 57
												214	N	Stetson	57 44
												215	A	UNLV	68 52
												254	N	Hofstra	93 64
												270	A	Cleveland St.	70 65
												273	A	CSU Bakersfield	74 76
												279	A	Northern Ky.	61 55
												302	H	Oakland	69 58
												304	A	Manhattan	60 44
												329	A	UIC	79 46
												329	H	UIC	72 47
												338	H	Detroit Mercy	78 59
LAST 12 Division I GAMES:															
67	A	Green Bay	37 56	270	A	Cleveland St.	70 65								
193	A	Milwaukee	73 69	126	A	Youngstown St.	68 83								
123	H	IUPUI	66 59	279	A	Northern Ky.	61 55								
329	H	UIC	72 47	193	H	Milwaukee	61 57								
338	H	Detroit Mercy	78 59	67	H	Green Bay	85 67								
302	H	Oakland	69 58	329	A	UIC	79 46								

Non-Div I Games: Kentucky St. 83 53

Wright St.

■ Loss,
 ■ Non-Conf,
 ■ S Site,
 ■ Home
 ■ Away
 N Neutral

Wyoming

Through Games Of Feb. 11, 2019

Average RPI Win:	168	WON-LOST	WINNING	LAST 10	STRENGTH OF	OPP. STRENGTH	TEAM	ADJ.	CONF.	ADJ CONF.
Average RPI Loss:	92	RECORD	PCT. RANK	GAMES	SCHEDULE	OF SCHEDULE	RPI	RPI	RPI	RPI
DIV. I ONLY	12- 5	73	1- 0	64	125	47	47	15	15	
DIV. I NON-CONF.	5- 2	82	0- 0	27	50	22	22	13	13	
TOTALS	RPI 1-25	RPI 26-50	W-L RECORDS	RPI 51-100	RPI 101-150	RPI 150+				
12- 5	0- 0	1- 2	OVERALL	2- 2	2- 0	7- 1				
8- 1	0- 0	1- 1	HOME	2- 0	1- 0	4- 0				
3- 4	0- 0	0- 1	AWAY	0- 2	1- 0	2- 1				
1- 0	0- 0	0- 0	NEUTRAL	0- 0	0- 0	1- 0				
5- 2	0- 0	1- 1	NON-CONFERENCE	1- 1	1- 0	2- 0				
4- 0	0- 0	1- 0	HOME	1- 0	1- 0	1- 0				
0- 2	0- 0	0- 1	AWAY	0- 1	0- 0	0- 0				
1- 0	0- 0	0- 0	NEUTRAL	0- 0	0- 0	1- 0				
7- 3	0- 0	0- 1	CONFERENCE	1- 1	1- 0	5- 1				
4- 1	0- 0	0- 1	HOME	1- 0	0- 0	3- 0				
3- 2	0- 0	0- 0	AWAY	0- 1	1- 0	2- 1				
0- 0	0- 0	0- 0	NEUTRAL	0- 0	0- 0	0- 0				

RPI 1-25			RPI 26-50			Team's RPI: 47			RPI 51-100			RPI 101+			
RPI	S	Opponent	Score	RPI	S	Opponent	Score	RPI	S	Opponent	Score	RPI	S	Opponent	Score
28	H	South Dakota St.	77 70	28	H	South Dakota St.	77 70	65	A	Boise St.	64 72	113	A	Fresno St.	63 56
45	A	Saint Mary's (CA)	84 90	45	A	Saint Mary's (CA)	84 90	65	H	Boise St.	64 52	138	H	Montana St.	66 58
48	H	New Mexico	75 78	48	H	New Mexico	75 78	81	A	Pacific	64 70	169	H	Denver	78 74
								89	H	Idaho	64 61	172	N	North Texas	53 49
												202	H	San Diego St.	87 45
												215	H	UNLV	90 62
												221	A	Utah St.	42 50
												248	A	Colorado St.	60 49
												251	H	Air Force	80 60
												324	A	San Jose St.	70 56
LAST 12 Division I GAMES:															
248	A	Colorado St.	60 49	221	A	Utah St.	42 50								
251	H	Air Force	80 60	202	H	San Diego St.	87 45								
113	A	Fresno St.	63 56	215	H	UNLV	90 62								
65	H	Boise St.	64 52	65	A	Boise St.	64 72								
324	A	San Jose St.	70 56	28	H	South Dakota St.	77 70								
48	H	New Mexico	75 78	89	H	Idaho	64 61								

Non-Div I Games: Chadron St. 80 33 UC-Colo. Springs 98 37

Wyoming

Loss, Non-Conf, S Site, H Home A Away N Neutral

Average RPI Win: 221	WON-LOST	WINNING	LAST 10	STRENGTH OF	OPP. STRENGTH	TEAM	ADJ.	CONF.	ADJ CONF.
Average RPI Loss: 76	RECORD	PCT. RANK	GAMES	SCHEDULE	OF SCHEDULE	RPI	RPI	RPI	RPI
DIV. I ONLY	11- 12	172	0- 1	112	101	171	171	6	6
DIV. I NON-CONF.	9- 2	43	0- 0	273	308	131	131	4	4
TOTALS	RPI 1-25	RPI 26-50	W-L RECORDS	RPI 51-100	RPI 101-150	RPI 150+			
11- 12	0- 1	0- 4	OVERALL	0- 2	5- 5	6- 0			
9- 5	0- 1	0- 2	HOME	0- 0	3- 2	6- 0			
2- 7	0- 0	0- 2	AWAY	0- 2	2- 3	0- 0			
0- 0	0- 0	0- 0	NEUTRAL	0- 0	0- 0	0- 0			
9- 2	0- 0	0- 0	NON-CONFERENCE	0- 1	3- 1	6- 0			
8- 1	0- 0	0- 0	HOME	0- 0	2- 1	6- 0			
1- 1	0- 0	0- 0	AWAY	0- 1	1- 0	0- 0			
0- 0	0- 0	0- 0	NEUTRAL	0- 0	0- 0	0- 0			
2- 10	0- 1	0- 4	CONFERENCE	0- 1	2- 4	0- 0			
1- 4	0- 1	0- 2	HOME	0- 0	1- 1	0- 0			
1- 6	0- 0	0- 2	AWAY	0- 1	1- 3	0- 0			
0- 0	0- 0	0- 0	NEUTRAL	0- 0	0- 0	0- 0			

RPI	S	Opponent	Score	RPI	S	Opponent	Score	RPI	S	Opponent	Score	RPI	S	Opponent	Score	Team's RPI: 171
8	H	Marquette	44 90	34	H	DePaul	71 73	86	A	Cincinnati	61 79	109	A	St. John's (NY)	41 70	
				41	A	Villanova	71 75	92	A	Georgetown	61 68	109	H	St. John's (NY)	57 76	
				44	A	Butler	38 63					112	H	Minnesota	53 78	
				44	H	Butler	41 63					115	A	Creighton	62 66	
												117	A	Providence	58 71	
												119	A	Wake Forest	62 50	
												120	A	Seton Hall	80 76	
												120	H	Seton Hall	63 62	
												130	H	Tennessee Tech	70 60	
												140	H	North Ala.	94 81	
												231	H	Bowling Green	65 49	
												249	H	Alabama St.	87 58	
												306	H	Fairfield	48 35	
												318	H	New Orleans	61 45	
												346	H	Delaware St.	80 59	
												348	H	Chicago St.	91 57	
LAST 12 Division I GAMES:																
44	A	Butler	38 63	115	A	Creighton	62 66									
109	A	St. John's (NY)	41 70	44	H	Butler	41 63									
120	A	Seton Hall	80 76	120	H	Seton Hall	63 62									
34	H	DePaul	71 73	109	H	St. John's (NY)	57 76									
8	H	Marquette	44 90	41	A	Villanova	71 75									
117	A	Providence	58 71	92	A	Georgetown	61 68									

Non-Div I Games:

Xavier

Y
a
l
e

Y
a
l
e

Yale

Page 350

Average RPI Win:	245	WON-LOST	WINNING	LAST 10	STRENGTH OF	OPP. STRENGTH	TEAM	ADJ.	CONF.	ADJ CONF.
Average RPI Loss:	98	RECORD	PCT. RANK	GAMES	SCHEDULE	OF SCHEDULE	RPI	RPI	RPI	RPI
DIV. I ONLY	16- 6	59	1- 0	283	216	126	126	20	20	
DIV. I NON-CONF.	6- 3	91	0- 0	90	206	68	68	17	17	
TOTALS	RPI 1-25	RPI 26-50	W-L RECORDS	RPI 51-100	RPI 101-150	RPI 150+				
16- 6	0- 0	0- 1	OVERALL	1- 3	3- 1	12- 1				
11- 1	0- 0	0- 0	HOME	1- 1	2- 0	8- 0				
5- 5	0- 0	0- 1	AWAY	0- 2	1- 1	4- 1				
0- 0	0- 0	0- 0	NEUTRAL	0- 0	0- 0	0- 0				
6- 3	0- 0	0- 1	NON-CONFERENCE	0- 2	2- 0	4- 0				
4- 1	0- 0	0- 0	HOME	0- 1	1- 0	3- 0				
2- 2	0- 0	0- 1	AWAY	0- 1	1- 0	1- 0				
0- 0	0- 0	0- 0	NEUTRAL	0- 0	0- 0	0- 0				
10- 3	0- 0	0- 0	CONFERENCE	1- 1	1- 1	8- 1				
7- 0	0- 0	0- 0	HOME	1- 0	1- 0	5- 0				
3- 3	0- 0	0- 0	AWAY	0- 1	0- 1	3- 1				
0- 0	0- 0	0- 0	NEUTRAL	0- 0	0- 0	0- 0				

RPI S	Opponent	Score	RPI S	Opponent	Score	RPI S	Opponent	Score	RPI S	Opponent	Score	Team's RPI: 126
46	A Bucknell	68 73	67	A Green Bay	42 60	123	A IUPUI	44 64				
			73	H Yale	56 58	123	H IUPUI	70 52				
			76	H Wright St.	83 68	127	A Pittsburgh	64 55				
			85	A Kent St.	34 62	136	H Akron	72 61				
						193	A Milwaukee	68 71				
						217	H Robert Morris	69 59				
						220	H Saint Francis (PA)	80 56				
						250	H Loyola Chicago	74 63				
						270	H Cleveland St.	73 55				
						279	H Northern Ky.	77 66				
						280	A Canisius	62 36				
						302	A Oakland	69 55				
						302	H Oakland	76 61				
						329	A UIC	83 59				
						329	H UIC	81 29				
						338	A Detroit Mercy	85 59				
						338	H Detroit Mercy	91 45				
LAST 12 Division I GAMES:												
329	A UIC	83 59	76	H Wright St.	83 68							
123	A IUPUI	44 64	67	A Green Bay	42 60							
338	H Detroit Mercy	91 45	193	A Milwaukee	68 71							
302	H Oakland	76 61	123	H IUPUI	70 52							
270	H Cleveland St.	73 55	329	H UIC	81 29							
279	H Northern Ky.	77 66	302	A Oakland	69 55							

Non-Div I Games: Thiel 76 53 Carlow 90 31

Youngstown St.