

Average RPI Win:	301	WON-LOST	WINNING	LAST 10	STRENGTH OF	OPP. STRENGTH	TEAM	ADJ.	CONF.	ADJ CONF.
Average RPI Loss:	184	RECORD	PCT. RANK	GAMES	SCHEDULE	OF SCHEDULE	RPI	RPI	RPI	RPI
DIV. I ONLY	11- 8	128	8- 2	343	333	257	257	26	26	
DIV. I NON-CONF.	3- 4	209	0- 0	278	348	260	260	25	25	

TOTALS	RPI 1-25	RPI 26-50	W-L RECORDS	RPI 51-100	RPI 101-999	RPI 201+				
11- 8	0- 0	0- 0	OVERALL	0- 1	11- 7	11- 4				
6- 3	0- 0	0- 0	HOME	0- 1	6- 2	6- 0				
3- 5	0- 0	0- 0	AWAY	0- 0	3- 1	3- 1				
2- 0	0- 0	0- 0	NEUTRAL	0- 0	2- 0	2- 0				
3- 4	0- 0	0- 0	NON-CONFERENCE	0- 1	3- 3	3- 2				
1- 1	0- 0	0- 0	HOME	0- 1	1- 0	1- 0				
0- 3	0- 0	0- 0	AWAY	0- 0	0- 3	0- 2				
2- 0	0- 0	0- 0	NEUTRAL	0- 0	2- 0	2- 0				
8- 4	0- 0	0- 0	CONFERENCE	0- 0	8- 4	8- 2				
5- 2	0- 0	0- 0	HOME	0- 0	5- 2	5- 0				
3- 2	0- 0	0- 0	AWAY	0- 0	3- 2	3- 2				
0- 0	0- 0	0- 0	NEUTRAL	0- 0	0- 0	0- 0				

RPI 1-25				RPI 26-50				RPI 51-100				RPI 101+ Team's RPI: 257			
RPI	S	Opponent	Score	RPI	S	Opponent	Score	RPI	S	Opponent	Score	RPI	S	Opponent	Score
								98	H	Rice	56 67	110	H	Lamar University	31 70
												130	H	Central Ark.	50 58
												135	A	UTEP	49 69
												214	A	Abilene Christian	59 61
												226	A	New Orleans	49 66
												226	H	New Orleans	75 68
												241	A	New Mexico St.	61 70
												250	H	Nicholls St.	76 55
												270	N	Prairie View	72 62
												292	H	Southeastern La.	56 52
												311	A	Northwestern St.	62 56
												314	A	Incarnate Word	62 58
												321	A	UTRGV	53 56
												321	H	UTRGV	71 41
												322	H	Houston Baptist	50 49
												330	A	Sam Houston St.	67 57
												330	H	Sam Houston St.	62 48
												342	N	Florida A&M	58 55
LAST 12 Division I GAMES:															
226	H	New Orleans	75 68	250	H	Nicholls St.	76 55								
330	H	Sam Houston St.	62 48	226	A	New Orleans	49 66								
314	A	Incarnate Word	62 58	330	A	Sam Houston St.	67 57								
292	H	Southeastern La.	56 52	311	A	Northwestern St.	62 56								
322	H	Houston Baptist	50 49	110	H	Lamar University	31 70								
214	A	Abilene Christian	59 61	130	H	Central Ark.	50 58								

Non-Div I Games: Tex. A&M Int'l 53 34 St. Thomas Houston 72 42 McMurry 62 43 Texas Lutheran 87 56
A&M-Corpus Christi

Loss, Non-Conf, S Site, H Home A Away N Neutral

Average RPI Win:	279	WON-LOST	WINNING	LAST 10	STRENGTH OF	OPP. STRENGTH	TEAM	ADJ.	CONF.	ADJ CONF.
Average RPI Loss:	138	RECORD	PCT. RANK	GAMES	SCHEDULE	OF SCHEDULE	RPI	RPI	RPI	RPI

DIV. I ONLY	11- 8	128	6- 4	316	271	214	214	26	26
DIV. I NON-CONF.	2- 4	239	0- 0	123	141	228	228	25	25

TOTALS	RPI 1-25	RPI 26-50	W-L RECORDS	RPI 51-100	RPI 101-999	RPI 201+			
11- 8	0- 0	0- 1	OVERALL	0- 1	11- 6	10- 1			
8- 1	0- 0	0- 1	HOME	0- 0	8- 0	7- 0			
2- 6	0- 0	0- 0	AWAY	0- 1	2- 5	2- 1			
1- 1	0- 0	0- 0	NEUTRAL	0- 0	1- 1	1- 0			
2- 4	0- 0	0- 1	NON-CONFERENCE	0- 1	2- 2	1- 0			
1- 1	0- 0	0- 1	HOME	0- 0	1- 0	0- 0			
0- 2	0- 0	0- 0	AWAY	0- 1	0- 1	0- 0			
1- 1	0- 0	0- 0	NEUTRAL	0- 0	1- 1	1- 0			
9- 4	0- 0	0- 0	CONFERENCE	0- 0	9- 4	9- 1			
7- 0	0- 0	0- 0	HOME	0- 0	7- 0	7- 0			
2- 4	0- 0	0- 0	AWAY	0- 0	2- 4	2- 1			
0- 0	0- 0	0- 0	NEUTRAL	0- 0	0- 0	0- 0			

RPI 1-25	RPI 26-50	RPI 51-100	RPI 101+	Team's RPI: 214
RPI S Opponent Score	RPI S Opponent Score	RPI S Opponent Score	RPI S Opponent Score	
	40 H FGCU 55 94	93 A Arkansas 65 79	110 A Lamar University 71 77	
			130 A Central Ark. 45 63	
			133 A SFA 55 66	
			149 H Idaho 82 72	
			156 N Radford 65 71	
			192 A SMU 44 65	
			226 H New Orleans 80 70	
			250 A Nicholls St. 60 81	
			257 H A&M-Corpus Christi 61 59	
			259 A McNeese 80 75	
			284 N Old Dominion 74 60	
			292 H Southeastern La. 86 80	
			311 H Northwestern St. 80 41	
			314 H Incarnate Word 58 56	
			322 H Houston Baptist 80 68	
			330 A Sam Houston St. 75 72	
			330 H Sam Houston St. 83 65	
LAST 12 Division I GAMES:				
	314 H Incarnate Word 58 56	133 A SFA 55 66		
	250 A Nicholls St. 60 81	311 H Northwestern St. 80 41		
	330 A Sam Houston St. 75 72	322 H Houston Baptist 80 68		
	110 A Lamar University 71 77	292 H Southeastern La. 86 80		
	257 H A&M-Corpus Christi 61 59	259 A McNeese 80 75		
	130 A Central Ark. 45 63	330 H Sam Houston St. 83 65		

Non-Div I Games:	Schreiner	97 48	Southwest (NM)	91 47	Howard Payne	88 46	Midwestern St.	88 67
Abilene Christian								

Average RPI Win:	274	WON-LOST	WINNING	LAST 10	STRENGTH OF	OPP. STRENGTH	TEAM	ADJ.	CONF.	ADJ CONF.
Average RPI Loss:	154	RECORD	PCT. RANK	GAMES	SCHEDULE	OF SCHEDULE	RPI	RPI	RPI	RPI
DIV. I ONLY	2- 20	339	2- 8	108	202	310	310	16	16	
DIV. I NON-CONF.	0- 10	337	0- 0	101	277	320	320	15	15	

TOTALS	RPI 1-25	RPI 26-50	W-L RECORDS	RPI 51-100	RPI 101-999	RPI 201+				
2- 20	0- 1	0- 0	OVERALL	0- 4	2- 15	2- 3				
2- 9	0- 1	0- 0	HOME	0- 1	2- 7	2- 1				
0- 11	0- 0	0- 0	AWAY	0- 3	0- 8	0- 2				
0- 0	0- 0	0- 0	NEUTRAL	0- 0	0- 0	0- 0				
0- 10	0- 1	0- 0	NON-CONFERENCE	0- 1	0- 8	0- 2				
0- 5	0- 1	0- 0	HOME	0- 0	0- 4	0- 0				
0- 5	0- 0	0- 0	AWAY	0- 1	0- 4	0- 2				
0- 0	0- 0	0- 0	NEUTRAL	0- 0	0- 0	0- 0				
2- 10	0- 0	0- 0	CONFERENCE	0- 3	2- 7	2- 1				
2- 4	0- 0	0- 0	HOME	0- 1	2- 3	2- 1				
0- 6	0- 0	0- 0	AWAY	0- 2	0- 4	0- 0				
0- 0	0- 0	0- 0	NEUTRAL	0- 0	0- 0	0- 0				

RPI 1-25				RPI 26-50				RPI 51-100				RPI 101+ Team's RPI: 310			
RPI	S	Opponent	Score	RPI	S	Opponent	Score	RPI	S	Opponent	Score	RPI	S	Opponent	Score
4	H	Louisville	50 62					82	A	Navy	64 71	116	A	Colorado St.	50 61
								86	A	New Mexico	49 57	116	H	Colorado St.	39 40
								86	H	New Mexico	59 88	140	A	SIUE	40 76
								89	A	UNLV	57 69	142	H	Colorado	43 68
												146	A	Fresno St.	48 64
												146	H	Fresno St.	58 64
												148	A	Weber St.	52 62
												177	A	Boise St.	46 49
												178	H	Army West Point	59 65
												180	H	Eastern Wash.	63 65
												181	H	Denver	54 75
												189	A	Nevada	60 70
												251	H	San Diego St.	61 51
												252	H	San Jose St.	74 75
												296	H	Utah St.	57 50
												303	A	FIU	69 70
												327	A	Utah Valley	56 59

LAST 12 Division I GAMES:															
				86	A	New Mexico	49 57	116	H	Colorado St.	39 40				
				116	A	Colorado St.	50 61	252	H	San Jose St.	74 75				
				251	H	San Diego St.	61 51	89	A	UNLV	57 69				
				146	A	Fresno St.	48 64	189	A	Nevada	60 70				
				177	A	Boise St.	46 49	146	H	Fresno St.	58 64				
				296	H	Utah St.	57 50	86	H	New Mexico	59 88				

Non-Div I Games: Colo. Christian 66 68

Air Force

Loss,
Non-Conf,
S Site,
H Home
A Away
N Neutral

Average RPI Win:	234	WON-LOST	WINNING	LAST 10	STRENGTH OF	OPP. STRENGTH	TEAM	ADJ.	CONF.	ADJ CONF.
Average RPI Loss:	77	RECORD	PCT. RANK	GAMES	SCHEDULE	OF SCHEDULE	RPI	RPI	RPI	RPI
DIV. I ONLY	7- 16	271	2- 8	55	105	211	211	7	7	
DIV. I NON-CONF.	5- 5	170	0- 0	94	231	173	173	8	8	

TOTALS	RPI 1-25	RPI 26-50	W-L RECORDS	RPI 51-100	RPI 101-999	RPI 201+				
7- 16	0- 2	0- 4	OVERALL	0- 5	7- 5	4- 1				
5- 8	0- 2	0- 3	HOME	0- 0	5- 3	3- 1				
1- 7	0- 0	0- 1	AWAY	0- 4	1- 2	1- 0				
1- 1	0- 0	0- 0	NEUTRAL	0- 1	1- 0	0- 0				
5- 5	0- 1	0- 1	NON-CONFERENCE	0- 2	5- 1	3- 0				
4- 2	0- 1	0- 1	HOME	0- 0	4- 0	3- 0				
0- 2	0- 0	0- 0	AWAY	0- 1	0- 1	0- 0				
1- 1	0- 0	0- 0	NEUTRAL	0- 1	1- 0	0- 0				
2- 11	0- 1	0- 3	CONFERENCE	0- 3	2- 4	1- 1				
1- 6	0- 1	0- 2	HOME	0- 0	1- 3	0- 1				
1- 5	0- 0	0- 1	AWAY	0- 3	1- 1	1- 0				
0- 0	0- 0	0- 0	NEUTRAL	0- 0	0- 0	0- 0				

RPI 1-25				RPI 26-50				RPI 51-100				RPI 101+ Team's RPI: 211			
RPI	S	Opponent	Score	RPI	S	Opponent	Score	RPI	S	Opponent	Score	RPI	S	Opponent	Score
13	H	Maryland	54 75	28	H	Central Mich.	86 95	64	A	Toledo	54 60	109	A	Western Mich.	60 76
21	H	Buffalo	66 89	40	H	FGCU	63 82	67	A	Duquesne	60 66	109	H	Western Mich.	51 59
				41	A	Ball St.	65 97	76	A	Ohio	67 70	124	H	Northern Ill.	61 84
				41	H	Ball St.	61 74	78	N	Harvard	63 76	126	A	Bucknell	52 63
								90	A	Miami (OH)	67 75	140	N	SIUE	59 58
												145	H	Kent St.	75 60
												193	H	Youngstown St.	75 58
												203	H	Bowling Green	64 66
												222	A	Eastern Mich.	77 65
												292	H	Southeastern La.	66 54
												305	H	Eastern Ky.	62 45
												341	H	Winthrop	69 43
LAST 12 Division I GAMES:															
222	A	Eastern Mich.	77 65	28	H	Central Mich.	86 95	90	A	Miami (OH)	67 75				
124	H	Northern Ill.	61 84	41	H	Ball St.	61 74	203	H	Bowling Green	64 66				
109	A	Western Mich.	60 76	76	A	Ohio	67 70	41	H	Ball St.	65 97				
41	A	Ball St.	65 97	78	N	Harvard	63 76	76	A	Ohio	67 70				
145	H	Kent St.	75 60	90	A	Miami (OH)	67 75	64	A	Toledo	54 60				
109	H	Western Mich.	51 59												

Non-Div I Games: Ohio Christian 93 33

Akron

Average RPI Win:	186	WON-LOST	WINNING	LAST 10	STRENGTH OF	OPP. STRENGTH	TEAM	ADJ.	CONF.	ADJ CONF.
Average RPI Loss:	48	RECORD	PCT. RANK	GAMES	SCHEDULE	OF SCHEDULE	RPI	RPI	RPI	RPI
DIV. I ONLY	15- 10	114	4- 6	86	79	94	94	2	2	
DIV. I NON-CONF.	10- 3	52	0- 0	182	288	85	85	2	2	

TOTALS	RPI 1-25	RPI 26-50	W-L RECORDS	RPI 51-100	RPI 101-999	RPI 201+				
15- 10	0- 5	1- 0	OVERALL	3- 5	11- 0	6- 0				
10- 4	0- 3	1- 0	HOME	2- 1	7- 0	4- 0				
5- 4	0- 1	0- 0	AWAY	1- 3	4- 0	2- 0				
0- 2	0- 1	0- 0	NEUTRAL	0- 1	0- 0	0- 0				
10- 3	0- 1	0- 0	NON-CONFERENCE	2- 2	8- 0	6- 0				
8- 0	0- 0	0- 0	HOME	2- 0	6- 0	4- 0				
2- 1	0- 0	0- 0	AWAY	0- 1	2- 0	2- 0				
0- 2	0- 1	0- 0	NEUTRAL	0- 1	0- 0	0- 0				
5- 7	0- 4	1- 0	CONFERENCE	1- 3	3- 0	0- 0				
2- 4	0- 3	1- 0	HOME	0- 1	1- 0	0- 0				
3- 3	0- 1	0- 0	AWAY	1- 2	2- 0	0- 0				
0- 0	0- 0	0- 0	NEUTRAL	0- 0	0- 0	0- 0				

RPI 1-25				RPI 26-50				RPI 51-100				RPI 101+			
RPI	S	Opponent	Score	RPI	S	Opponent	Score	RPI	S	Opponent	Score	RPI	S	Opponent	Score
3	A	Mississippi St.	61 75	26	H	LSU	65 51	59	A	TCU	67 88	108	H	Missouri St.	65 61
16	H	Missouri	56 62					62	N	Elon	55 60	121	H	Vanderbilt	77 75
17	N	NC State	49 68					91	H	Utah	65 60	131	A	Ole Miss	82 79
18	H	Texas A&M	54 73					92	H	Jacksonville	75 60	163	A	Florida	63 54
19	H	South Carolina	66 79					93	A	Arkansas	83 76	192	H	SMU	59 44
								93	H	Arkansas	66 74	234	H	Grambling	73 49
								96	A	Auburn	60 69	261	A	Lipscomb	73 51
								97	A	Kentucky	54 79	293	H	Murray St.	68 47
Team's RPI: 94															
LAST 12 Division I GAMES:															
131	A	Ole Miss	82 79	18	H	Texas A&M	54 73	108	H	Missouri St.	65 61	315	H	Alabama A&M	90 32
19	H	South Carolina	66 79	3	A	Mississippi St.	61 75	121	H	Vanderbilt	77 75	323	A	Ga. Southern	84 36
93	H	Arkansas	66 74	26	H	LSU	65 51	131	A	Ole Miss	82 79	342	H	Florida A&M	91 55
96	A	Auburn	60 69	93	A	Arkansas	83 76	163	A	Florida	63 54				
97	A	Kentucky	54 79	163	A	Florida	63 54	192	H	SMU	59 44				
121	H	Vanderbilt	77 75	16	H	Missouri	56 62	234	H	Grambling	73 49				

Non-Div I Games:

Alabama

Average RPI Win:	321	WON-LOST	WINNING	LAST 10	STRENGTH OF	OPP. STRENGTH	TEAM	ADJ.	CONF.	ADJ CONF.
Average RPI Loss:	229	RECORD	PCT. RANK	GAMES	SCHEDULE	OF SCHEDULE	RPI	RPI	RPI	RPI
DIV. I ONLY	9- 14	236	4- 6	347	345	315	315	32	32	
DIV. I NON-CONF.	5- 6	187	0- 0	309	337	243	243	32	32	

TOTALS	RPI 1-25	RPI 26-50	W-L RECORDS	RPI 51-100	RPI 101-999	RPI 201+				
9- 14	0- 0	0- 0	OVERALL	0- 2	9- 12	9- 10				
4- 4	0- 0	0- 0	HOME	0- 0	4- 4	4- 4				
5- 9	0- 0	0- 0	AWAY	0- 0	5- 6	5- 6				
0- 1	0- 0	0- 0	NEUTRAL	0- 0	0- 1	0- 0				
5- 6	0- 0	0- 0	NON-CONFERENCE	0- 2	5- 4	5- 3				
2- 1	0- 0	0- 0	HOME	0- 0	2- 1	2- 1				
3- 4	0- 0	0- 0	AWAY	0- 2	3- 2	3- 2				
0- 1	0- 0	0- 0	NEUTRAL	0- 0	0- 1	0- 0				
4- 8	0- 0	0- 0	CONFERENCE	0- 0	4- 8	4- 7				
2- 3	0- 0	0- 0	HOME	0- 0	2- 3	2- 3				
2- 5	0- 0	0- 0	AWAY	0- 0	2- 5	2- 4				
0- 0	0- 0	0- 0	NEUTRAL	0- 0	0- 0	0- 0				

RPI 1-25				RPI 26-50				RPI 51-100				RPI 101+				Team's RPI: 315	
RPI	S	Opponent	Score	RPI	S	Opponent	Score	RPI	S	Opponent	Score	RPI	S	Opponent	Score		
								81	A	UAB	58	85	154	N	Hartford	47	56
								94	A	Al abama	32	90	176	A	Southern U.	62	77
												210	A	Jacksonville St.	33	49	
												234	A	Grambl ing	49	78	
												236	H	Austin Peay	52	55	
												245	H	Texas Southern	49	55	
												261	A	Lipscomb	50	66	
												270	H	Prai ri e View	48	55	
												292	A	Southeastern La.	76	74	
												293	H	Murray St.	71	54	
												300	A	Al corn	52	57	
												303	A	FIU	58	51	
												304	A	Al abama St.	78	69	
												304	H	Al abama St.	44	55	
												308	A	Jackson St.	43	59	
												333	A	Tennessee St.	77	75	
												336	A	Ark. -Pi ne Bl uff	48	57	
												336	H	Ark. -Pi ne Bl uff	52	49	
												338	A	Mi ssi ssi ppi Val .	57	49	
												338	H	Mi ssi ssi ppi Val .	65	48	
												348	H	Evansvill e	70	56	
LAST 12 Di vi si on I GAMES:																	
304	H	Al abama St.	44	55	300	A	Al corn	52	57								
338	A	Mi ssi ssi ppi Val .	57	49	304	A	Al abama St.	78	69								
336	A	Ark. -Pi ne Bl uff	48	57	338	H	Mi ssi ssi ppi Val .	65	48								
270	H	Prai ri e View	48	55	336	H	Ark. -Pi ne Bl uff	52	49								
245	H	Texas Southern	49	55	308	A	Jackson St.	43	59								
176	A	Southern U.	62	77	234	A	Grambl ing	49	78								

Non-Di v I Games:

Al abama A&M

Loss,
Non-Conf,
S Site,
H Home
A Away
N Neutral

Average RPI Win:	323	WON-LOST	WINNING	LAST 10	STRENGTH OF	OPP. STRENGTH	TEAM	ADJ.	CONF.	ADJ CONF.
Average RPI Loss:	178	RECORD	PCT. RANK	GAMES	SCHEDULE	OF SCHEDULE	RPI	RPI	RPI	RPI
DIV. I ONLY	6- 16	289	5- 5	270	338	304	304	32	32	
DIV. I NON-CONF.	1- 9	318	0- 0	28	172	251	251	32	32	

TOTALS	RPI 1-25	RPI 26-50	W-L RECORDS	RPI 51-100	RPI 101-999	RPI 201+				
6- 16	0- 2	0- 1	OVERALL	0- 1	6- 12	6- 6				
4- 4	0- 0	0- 0	HOME	0- 0	4- 4	4- 2				
2- 11	0- 2	0- 1	AWAY	0- 1	2- 7	2- 4				
0- 1	0- 0	0- 0	NEUTRAL	0- 0	0- 1	0- 0				
1- 9	0- 2	0- 1	NON-CONFERENCE	0- 1	1- 5	1- 0				
1- 2	0- 0	0- 0	HOME	0- 0	1- 2	1- 0				
0- 6	0- 2	0- 1	AWAY	0- 1	0- 2	0- 0				
0- 1	0- 0	0- 0	NEUTRAL	0- 0	0- 1	0- 0				
5- 7	0- 0	0- 0	CONFERENCE	0- 0	5- 7	5- 6				
3- 2	0- 0	0- 0	HOME	0- 0	3- 2	3- 2				
2- 5	0- 0	0- 0	AWAY	0- 0	2- 5	2- 4				
0- 0	0- 0	0- 0	NEUTRAL	0- 0	0- 0	0- 0				

RPI 1-25				RPI 26-50				RPI 51-100				RPI 101+ Team's RPI: 304			
RPI	S	Opponent	Score	RPI	S	Opponent	Score	RPI	S	Opponent	Score	RPI	S	Opponent	Score
7	A	Tennessee	51 104	48	A	Miami (FL)	31 79	81	A	UAB	44 61	122	H	South Ala.	47 59
19	A	South Carolina	31 99									133	N	SFA	50 77
												159	A	Samford	39 58
												167	H	Troy	63 93
												176	A	Southern U.	58 66
												196	A	Southern Miss.	35 72
												234	A	Grambling	71 93
												245	H	Texas Southern	39 71
												270	H	Prairie View	70 68
												300	A	Alcorn	41 73
												308	A	Jackson St.	61 70
												315	A	Alabama A&M	55 44
												315	H	Alabama A&M	69 78
												336	A	Ark. -Pine Bluff	53 55
												336	H	Ark. -Pine Bluff	63 54
												338	A	Mississippi Val.	70 62
												338	H	Mississippi Val.	76 41
												343	H	Savannah St.	81 61
LAST 12 Division I GAMES:															
315	A	Alabama A&M	55 44	176	A	Southern U.	58 66	315	H	Alabama A&M	69 78				
336	A	Ark. -Pine Bluff	53 55	336	H	Ark. -Pine Bluff	63 54	338	H	Mississippi Val.	76 41				
338	A	Mississippi Val.	70 62	270	H	Prairie View	70 68	234	A	Grambling	71 93				
245	H	Texas Southern	39 71	300	A	Alcorn	41 73	308	A	Jackson St.	61 70				

Non-Div I Games: Mobile 61 50

Alabama St.

■ Loss,
 ■ Non-Conf,
 ■ S Site,
 ■ Home
 ■ Away
 N Neutral

Average RPI Win:	220	WON-LOST	WINNING	LAST 10	STRENGTH OF	OPP. STRENGTH	TEAM	ADJ.	CONF.	ADJ CONF.
Average RPI Loss:	138	RECORD	PCT. RANK	GAMES	SCHEDULE	OF SCHEDULE	RPI	RPI	RPI	RPI
DIV. I ONLY	21- 5	26	8- 2	224	227	80	80	20	20	
DIV. I NON-CONF.	11- 2	22	0- 0	193	168	57	57	24	24	

TOTALS	RPI 1-25	RPI 26-50	W-L RECORDS	RPI 51-100	RPI 101-999	RPI 201+				
21- 5	0- 1	0- 0	OVERALL	2- 1	19- 3	11- 1				
11- 1	0- 0	0- 0	HOME	2- 1	9- 0	4- 0				
8- 4	0- 1	0- 0	AWAY	0- 0	8- 3	7- 1				
2- 0	0- 0	0- 0	NEUTRAL	0- 0	2- 0	0- 0				
11- 2	0- 1	0- 0	NON-CONFERENCE	1- 1	10- 0	7- 0				
4- 1	0- 0	0- 0	HOME	1- 1	3- 0	2- 0				
5- 1	0- 1	0- 0	AWAY	0- 0	5- 0	5- 0				
2- 0	0- 0	0- 0	NEUTRAL	0- 0	2- 0	0- 0				
10- 3	0- 0	0- 0	CONFERENCE	1- 0	9- 3	4- 1				
7- 0	0- 0	0- 0	HOME	1- 0	6- 0	2- 0				
3- 3	0- 0	0- 0	AWAY	0- 0	3- 3	2- 1				
0- 0	0- 0	0- 0	NEUTRAL	0- 0	0- 0	0- 0				

RPI 1-25				RPI 26-50				RPI 51-100				RPI 101+			
RPI	S	Opponent	Score	RPI	S	Opponent	Score	RPI	S	Opponent	Score	RPI	S	Opponent	Score
13	A	Maryland	58 91					54	H	St. John's (NY)	66 71	115	H	Dartmouth	76 61
								69	H	Fordham	59 52	124	N	Northern Ill.	97 91
								79	H	Maine	68 54	151	H	Binghamton	63 46
												154	A	Hartford	55 70
												154	H	Hartford	66 53
												164	N	Southern Ill.	68 57
												183	A	New Hampshire	68 74
												183	H	New Hampshire	66 53
												197	A	Stony Brook	72 68
												197	H	Stony Brook	64 58
												207	A	Siena	78 63
												243	A	Holy Cross	65 56
												247	A	Manhattan	62 56
												256	H	St. Bonaventure	69 52
												287	A	Vermont	57 62
												287	H	Vermont	67 55
												291	A	Central Conn. St.	72 60
												297	A	Monmouth	68 44
												328	H	Wagner	89 44
												329	A	UMBC	78 75
												347	A	UMass Lowell	61 52
												347	H	UMass Lowell	93 60

LAST 12 Division I GAMES:															
154	H	Hartford	66 53	329	A	UMBC	78 75								
287	A	Vermont	57 62	347	A	UMass Lowell	61 52								
347	H	UMass Lowell	93 60	151	H	Binghamton	63 46								
183	A	New Hampshire	68 74	79	H	Maine	68 54								
197	H	Stony Brook	64 58	197	A	Stony Brook	72 68								
287	H	Vermont	67 55	183	H	New Hampshire	66 53								

Non-Div I Games:

Albany (NY)

■ Loss,
 ■ Non-Conf,
 ■ Site,
 ■ Home
 ■ Away
 N Neutral

A l c o r n

A
l
c
o
r
n

Al corn

Page 9

Average RPI Win:	203	WON-LOST	WINNING	LAST 10	STRENGTH OF	OPP. STRENGTH	TEAM	ADJ.	CONF.	ADJ CONF.
Average RPI Loss:	87	RECORD	PCT. RANK	GAMES	SCHEDULE	OF SCHEDULE	RPI	RPI	RPI	RPI
DIV. I ONLY	20- 4	17	10- 0	215	139	58	58	14	14	
DIV. I NON-CONF.	7- 4	102	0- 0	208	114	98	98	18	18	

TOTALS	RPI 1-25	RPI 26-50	W-L RECORDS	RPI 51-100	RPI 101-999	RPI 201+				
20- 4	0- 1	0- 0	OVERALL	2- 1	18- 2	9- 0				
11- 0	0- 0	0- 0	HOME	2- 0	9- 0	3- 0				
9- 3	0- 0	0- 0	AWAY	0- 1	9- 2	6- 0				
0- 1	0- 1	0- 0	NEUTRAL	0- 0	0- 0	0- 0				
7- 4	0- 1	0- 0	NON-CONFERENCE	1- 1	6- 2	3- 0				
4- 0	0- 0	0- 0	HOME	1- 0	3- 0	1- 0				
3- 3	0- 0	0- 0	AWAY	0- 1	3- 2	2- 0				
0- 1	0- 1	0- 0	NEUTRAL	0- 0	0- 0	0- 0				
13- 0	0- 0	0- 0	CONFERENCE	1- 0	12- 0	6- 0				
7- 0	0- 0	0- 0	HOME	1- 0	6- 0	2- 0				
6- 0	0- 0	0- 0	AWAY	0- 0	6- 0	4- 0				
0- 0	0- 0	0- 0	NEUTRAL	0- 0	0- 0	0- 0				

American

American

RPI S	Opponent	Score	RPI S	Opponent	Score	RPI S	Opponent	Score	RPI S	Opponent	Score
23 N	Villanova	60 65				82 H	Navy	46 41	111 A	George Mason	53 71
						83 H	Penn St.	75 66	118 A	Delaware	56 72
						95 A	George Washington	44 61	126 H	Bucknell	68 58
									161 A	Lehigh	60 44
									161 H	Lehigh	82 64
									168 A	Tulsa	72 67
									178 A	Army West Point	64 46
									178 H	Army West Point	71 63
									181 H	Denver	66 53
									193 H	Youngstown St.	78 72
									198 H	Boston U.	66 50
									230 A	Loyola Maryland	71 58
									230 H	Loyola Maryland	69 56
									231 A	Lafayette	74 67
									235 H	La Salle	66 48
									243 A	Holy Cross	68 63
									278 A	Colgate	77 55
									278 H	Colgate	67 44
									287 A	Vermont	64 62
									329 A	UMBC	61 48
LAST 12 Division I GAMES:											
161 A	Lehigh	60 44	198 H	Boston U.	66 50						
230 H	Loyola Maryland	69 56	161 H	Lehigh	82 64						
178 H	Army West Point	71 63	230 A	Loyola Maryland	71 58						
278 H	Colgate	67 44	178 A	Army West Point	64 46						
243 A	Holy Cross	68 63	82 H	Navy	46 41						
231 A	Lafayette	74 67	278 A	Colgate	77 55						

Non-Div I Games:

American

Average RPI Win:	293	WON-LOST	WINNING	LAST 10	STRENGTH OF	OPP. STRENGTH	TEAM	ADJ.	CONF.	ADJ CONF.
Average RPI Loss:	152	RECORD	PCT. RANK	GAMES	SCHEDULE	OF SCHEDULE	RPI	RPI	RPI	RPI
DIV. I ONLY	6- 18	294	4- 6	193	238	271	271	23	23	
DIV. I NON-CONF.	2- 9	295	0- 0	173	187	265	265	23	23	

TOTALS	RPI 1-25	RPI 26-50	W-L RECORDS	RPI 51-100	RPI 101-999	RPI 201+				
6- 18	0- 0	0- 0	OVERALL	0- 2	6- 16	5- 3				
3- 7	0- 0	0- 0	HOME	0- 2	3- 5	2- 0				
3- 11	0- 0	0- 0	AWAY	0- 0	3- 6	3- 2				
0- 0	0- 0	0- 0	NEUTRAL	0- 0	0- 0	0- 0				
2- 9	0- 0	0- 0	NON-CONFERENCE	0- 2	2- 7	2- 2				
0- 4	0- 0	0- 0	HOME	0- 2	0- 2	0- 0				
2- 5	0- 0	0- 0	AWAY	0- 0	2- 5	2- 2				
0- 0	0- 0	0- 0	NEUTRAL	0- 0	0- 0	0- 0				
4- 9	0- 0	0- 0	CONFERENCE	0- 0	4- 9	3- 1				
3- 3	0- 0	0- 0	HOME	0- 0	3- 3	2- 0				
1- 6	0- 0	0- 0	AWAY	0- 0	1- 6	1- 1				
0- 0	0- 0	0- 0	NEUTRAL	0- 0	0- 0	0- 0				

RPI 1-25				RPI 26-50				RPI 51-100				RPI 101+				Team's RPI: 271
RPI	S	Opponent	Score	RPI	S	Opponent	Score	RPI	S	Opponent	Score	RPI	S	Opponent	Score	
								65	H	Georgia Tech	41 75	104	A	North Carolina	43 56	
								81	H	UAB	59 70	106	A	Wake Forest	49 78	
												113	H	Little Rock	40 52	
												122	A	South Ala.	52 54	
												123	H	ETSU	57 70	
												153	A	Texas St.	50 92	
												153	H	Texas St.	54 69	
												156	A	Radford	40 61	
												158	H	Davi dson	57 59	
												162	A	Loui si ana	45 61	
												167	A	Troy	74 81	
												179	A	UT Arlington	48 49	
												179	H	UT Arlington	60 64	
												187	H	Arkansas St.	68 66	
												217	A	N. C. A&T	56 81	
												229	A	UNC Asheville	60 69	
												255	A	Col. of Charleston	76 70	
												275	A	Coastal Caro.	68 73	
												319	H	Georgia St.	77 62	
												323	H	Ga. Southern	87 56	
												334	A	Marshall	56 54	
												337	A	La. -Monroe	71 67	
LAST 12 Division I GAMES:																
275	A	Coastal Caro.	68 73	167	A	Troy	74 81									
153	A	Texas St.	50 92	323	H	Ga. Southern	87 56									
179	A	UT Arlington	48 49	319	H	Georgia St.	77 62									
187	H	Arkansas St.	68 66	337	A	La. -Monroe	71 67									
113	H	Little Rock	40 52	162	A	Loui si ana	45 61									
122	A	South Ala.	52 54	179	H	UT Arlington	60 64									

Non-Div I Games:

Appalachian St.

■ Loss,
 ■ Non-Conf,
 ■ S Site,
 ■ Home
 ■ Away
 N Neutral

Average RPI Win:	253	WON-LOST	WINNING	LAST 10	STRENGTH OF	OPP. STRENGTH	TEAM	ADJ.	CONF.	ADJ CONF.
Average RPI Loss:	115	RECORD	PCT. RANK	GAMES	SCHEDULE	OF SCHEDULE	RPI	RPI	RPI	RPI
DIV. I ONLY	6- 19	300	2- 8	196	70	277	277	5	5	
DIV. I NON-CONF.	4- 7	226	0- 0	344	278	340	340	3	3	

TOTALS	RPI 1-25	RPI 26-50	W-L RECORDS	RPI 51-100	RPI 101-999	RPI 201+				
6- 19	0- 4	0- 3	OVERALL	0- 5	6- 7	4- 4				
5- 7	0- 1	0- 1	HOME	0- 2	5- 3	3- 3				
1- 11	0- 3	0- 2	AWAY	0- 2	1- 4	1- 1				
0- 1	0- 0	0- 0	NEUTRAL	0- 1	0- 0	0- 0				
4- 7	0- 0	0- 0	NON-CONFERENCE	0- 1	4- 6	4- 4				
3- 3	0- 0	0- 0	HOME	0- 0	3- 3	3- 3				
1- 3	0- 0	0- 0	AWAY	0- 0	1- 3	1- 1				
0- 1	0- 0	0- 0	NEUTRAL	0- 1	0- 0	0- 0				
2- 12	0- 4	0- 3	CONFERENCE	0- 4	2- 1	0- 0				
2- 4	0- 1	0- 1	HOME	0- 2	2- 0	0- 0				
0- 8	0- 3	0- 2	AWAY	0- 2	0- 1	0- 0				
0- 0	0- 0	0- 0	NEUTRAL	0- 0	0- 0	0- 0				

RPI 1-25				RPI 26-50				RPI 51-100				RPI 101+ Team's RPI: 277			
RPI	S	Opponent	Score	RPI	S	Opponent	Score	RPI	S	Opponent	Score	RPI	S	Opponent	Score
10	A	UCLA	46 69	34	A	Cal i forn i a	39 63	51	A	Southern Cal i forn i a	52 78	142	A	Col orado	60 79
11	A	Oregon	44 62	34	H	Cal i forn i a	51 53	59	N	TCU	59 68	142	H	Col orado	72 63
14	A	Stanford	42 79	47	A	Oregon St.	48 88	87	H	Washing ton St.	60 78	147	A	Loyol a Marymount	70 84
14	H	Stanford	46 61					91	A	Utah	55 89	175	H	Washing ton	72 70
								91	H	Utah	56 80	201	A	CSUN	63 66
												241	H	New Mexico St.	83 44
												251	H	San Diego St.	67 78
												253	H	Hawai i	60 65
												296	A	Utah St.	65 49
												318	A	Northern Ariz.	66 84
												324	H	Southern Utah	76 74
												325	H	Long Beach St.	72 80
												340	H	Iona	71 58

LAST 12 Division I GAMES:															
51	A	Southern Cal i forn i a	52 78	91	H	Utah	56 80	142	H	Col orado	72 63	47	A	Oregon St.	48 88
10	A	UCLA	46 69	142	H	Col orado	72 63	11	A	Oregon	44 62	34	H	Cal i forn i a	51 53
175	H	Washing ton	72 70	47	A	Oregon St.	48 88	34	H	Cal i forn i a	51 53	14	H	Stanford	46 61
87	H	Washing ton St.	60 78	11	A	Oregon	44 62	14	H	Stanford	46 61				
14	A	Stanford	42 79	34	H	Cal i forn i a	51 53								
34	A	Cal i forn i a	39 63	14	H	Stanford	46 61								

Non-Div I Games:

Ari zona

Average RPI	Win:	142	WON-LOST	WINNING	LAST 10	STRENGTH OF	OPP. STRENGTH	TEAM	ADJ.	CONF.	ADJ CONF.
Average RPI	Loss:	27	RECORD	PCT. RANK	GAMES	SCHEDULE	OF SCHEDULE	RPI	RPI	RPI	RPI
DIV. I ONLY		17- 9		88	4- 6	34	10	33	33	5	5
DIV. I NON-CONF.		9- 3		61	0- 0	104	24	52	52	3	3

TOTALS	RPI 1-25		RPI 26-50		W-L RECORDS	RPI 51-100		RPI 101-999		RPI 201+	
17- 9	2- 6		2- 1		OVERALL	3- 2		10- 0		5- 0	
12- 1	2- 0		1- 0		HOME	2- 1		7- 0		4- 0	
4- 6	0- 4		1- 1		AWAY	1- 1		2- 0		0- 0	
1- 2	0- 2		0- 0		NEUTRAL	0- 0		1- 0		1- 0	
9- 3	1- 3		0- 0		NON-CONFERENCE	1- 0		7- 0		5- 0	
7- 0	1- 0		0- 0		HOME	1- 0		5- 0		4- 0	
1- 1	0- 1		0- 0		AWAY	0- 0		1- 0		0- 0	
1- 2	0- 2		0- 0		NEUTRAL	0- 0		1- 0		1- 0	
8- 6	1- 3		2- 1		CONFERENCE	2- 2		3- 0		0- 0	
5- 1	1- 0		1- 0		HOME	1- 1		2- 0		0- 0	
3- 5	0- 3		1- 1		AWAY	1- 1		1- 0		0- 0	
0- 0	0- 0		0- 0		NEUTRAL	0- 0		0- 0		0- 0	

RPI 1-25				RPI 26-50				Team's RPI: 33				RPI 51-100				RPI 101+			
RPI	S	Opponent	Score	RPI	S	Opponent	Score	RPI	S	Opponent	Score	RPI	S	Opponent	Score	RPI	S	Opponent	Score
3	N	Mississippi St.	57 65	34	A	Cal i forn i a	57 42	51	A	Southern Cal i forn i a	62 77	142	A	Col orado	72 47				
5	A	Florida St.	66 77	34	H	Cal i forn i a	80 71	87	H	Washington St.	77 51	142	H	Col orado	73 59				
10	A	UCLA	63 71	47	A	Oregon St.	54 57	91	A	Utah	83 81	146	A	Fresno St.	81 49				
11	A	Oregon	64 74					91	H	Utah	56 58	149	H	Idaho	77 33				
12	N	Green Bay	48 61					93	H	Arkansas	89 43	175	H	Washi ngton	61 41				
14	A	Stanford	50 74									209	N	Col umbi a	72 48				
14	H	Stanford	73 66									232	H	UC Ri versi de	73 48				
21	H	Buffal o	76 57									268	H	Sacramento St.	106 58				
												278	H	Col gate	65 54				
												295	H	UTSA	74 42				
LAST 12 Di vi si on I GAMES:																			
10	A	UCLA	63 71	142	H	Col orado	73 59	51	A	Southern Cal i forn i a	62 77	91	H	Utah	56 58				
87	H	Washington St.	77 51	11	A	Oregon	64 74	11	A	Oregon	64 74	47	A	Oregon St.	54 57				
175	H	Washi ngton	61 41	14	A	Stanford	73 66	14	H	Stanford	73 66	34	A	Cal i forn i a	80 71				
34	A	Cal i forn i a	57 42	34	H	Cal i forn i a	80 71												
14	A	Stanford	50 74																

Non-Di v I Games:

Ari zona St.

Average RPI Win:	319	WON-LOST	WINNING	LAST 10	STRENGTH OF	OPP. STRENGTH	TEAM	ADJ.	CONF.	ADJ CONF.
Average RPI Loss:	209	RECORD	PCT. RANK	GAMES	SCHEDULE	OF SCHEDULE	RPI	RPI	RPI	RPI
DIV. I ONLY	3- 17	325	2- 8	309	328	336	336	32	32	
DIV. I NON-CONF.	0- 8	337	0- 0	140	100	323	323	32	32	

TOTALS	RPI 1-25	RPI 26-50	W-L RECORDS	RPI 51-100	RPI 101-999	RPI 201+				
3- 17	0- 1	0- 1	OVERALL	0- 1	3- 14	3- 11				
2- 4	0- 0	0- 0	HOME	0- 0	2- 4	2- 3				
1- 11	0- 0	0- 0	AWAY	0- 0	1- 0	1- 0				
0- 2	0- 0	0- 0	NEUTRAL	0- 0	0- 2	0- 2				
0- 8	0- 1	0- 1	NON-CONFERENCE	0- 1	0- 5	0- 4				
0- 0	0- 0	0- 0	HOME	0- 0	0- 0	0- 0				
0- 6	0- 1	0- 1	AWAY	0- 1	0- 3	0- 2				
0- 2	0- 0	0- 0	NEUTRAL	0- 0	0- 2	0- 2				
3- 9	0- 0	0- 0	CONFERENCE	0- 0	3- 9	3- 7				
2- 4	0- 0	0- 0	HOME	0- 0	2- 4	2- 3				
1- 5	0- 0	0- 0	AWAY	0- 0	1- 5	1- 4				
0- 0	0- 0	0- 0	NEUTRAL	0- 0	0- 0	0- 0				

RPI 1-25				RPI 26-50				RPI 51-100				RPI 101+ Team's RPI: 336			
RPI	S	Opponent	Score	RPI	S	Opponent	Score	RPI	S	Opponent	Score	RPI	S	Opponent	Score
20	A	Iowa	45 85	39	A	Dayton	43 81	63	A	Nebraska	52 73	168	A	Tulsa	37 87
												176	A	Southern U.	46 59
												176	H	Southern U.	52 71
												219	N	Oakland	37 69
												227	A	Texas Tech	47 74
												234	H	Grambling	57 66
												236	A	Austin Peay	61 97
												245	A	Texas Southern	52 58
												260	N	Towson	44 70
												270	A	Prairie View	52 64
												300	H	Alcorn	77 80
												304	A	Alabama St.	54 63
												304	H	Alabama St.	55 53
												308	H	Jackson St.	54 60
												315	A	Alabama A&M	49 52
												315	H	Alabama A&M	57 48
												338	A	Mississippi Val.	64 59

LAST 12 Division I GAMES:															
176	A	Southern U.	46 59	270	A	Prairie View	52 64								
304	H	Alabama St.	55 53	300	H	Alcorn	77 80								
315	H	Alabama A&M	57 48	176	H	Southern U.	52 71								
308	H	Jackson St.	54 60	304	A	Alabama St.	54 63								
234	H	Grambling	57 66	315	A	Alabama A&M	49 52								
245	A	Texas Southern	52 58	338	A	Mississippi Val.	64 59								

Non-Div I Games: Tougalo 71 51 Philander Smith 81 73

Ark. -Pine Bluff

Loss,
Non-Conf,
S Site,
H Home
A Away
N Neutral

Average RPI Win:	186	WON-LOST	WINNING	LAST 10	STRENGTH OF	OPP. STRENGTH	TEAM	ADJ.	CONF.	ADJ CONF.
Average RPI Loss:	68	RECORD	PCT. RANK	GAMES	SCHEDULE	OF SCHEDULE	RPI	RPI	RPI	RPI
DIV. I ONLY	12- 12	174	2- 8	42	80	93	93	2	2	
DIV. I NON-CONF.	9- 4	82	1- 0	155	194	75	75	2	2	

TOTALS	RPI 1-25	RPI 26-50	W-L RECORDS	RPI 51-100	RPI 101-999	RPI 201+				
12- 12	0- 5	0- 1	OVERALL	2- 3	10- 3	4- 0				
8- 4	0- 1	0- 0	HOME	0- 2	8- 1	3- 0				
3- 8	0- 4	0- 1	AWAY	2- 1	1- 2	0- 0				
1- 0	0- 0	0- 0	NEUTRAL	0- 0	1- 0	1- 0				
9- 4	0- 0	0- 1	NON-CONFERENCE	0- 1	9- 2	4- 0				
7- 0	0- 0	0- 0	HOME	0- 0	7- 0	3- 0				
1- 4	0- 0	0- 1	AWAY	0- 1	1- 2	0- 0				
1- 0	0- 0	0- 0	NEUTRAL	0- 0	1- 0	1- 0				
3- 8	0- 5	0- 0	CONFERENCE	2- 2	1- 1	0- 0				
1- 4	0- 1	0- 0	HOME	0- 2	1- 1	0- 0				
2- 4	0- 4	0- 0	AWAY	2- 0	0- 0	0- 0				
0- 0	0- 0	0- 0	NEUTRAL	0- 0	0- 0	0- 0				

RPI 1-25				RPI 26-50				RPI 51-100				Team's RPI : 93				RPI 101+			
RPI	S	Opponent	Score	RPI	S	Opponent	Score	RPI	S	Opponent	Score	RPI	S	Opponent	Score	RPI	S	Opponent	Score
3	A	Mississippi St.	69 111	33	A	Arizona St.	43 89	63	A	Nebraska	69 80	131	H	Ole Miss	73 72				
7	H	Tennessee	85 90					94	A	Alabama	74 66	135	A	UTEP	61 64				
16	A	Missouri	54 88					94	H	Alabama	76 83	159	H	Samford	84 63				
19	A	South Carolina	42 90					96	A	Auburn	68 58	163	H	Florida	51 65				
22	A	Georgia	65 78					97	H	Kentucky	65 76	165	A	Kansas	60 71				
												168	H	Tulsa	67 41				
												179	H	UT Arlington	91 57				
												186	H	Charlotte	73 72				
												194	A	Oral Roberts	77 66				
												214	H	Abilene Christian	79 65				
												234	H	Grambling	79 62				
												241	N	New Mexico St.	69 60				
												330	H	Sam Houston St.	65 54				
LAST 12 Division I GAMES:																			
7	H	Tennessee	85 90	96	A	Auburn	68 58												
94	A	Alabama	74 66	22	A	Georgia	65 78												
97	H	Kentucky	65 76	94	H	Alabama	76 83												
19	A	South Carolina	42 90	3	A	Mississippi St.	69 111												
16	A	Missouri	54 88	131	H	Ole Miss	73 72												
163	H	Florida	51 65	234	H	Grambling	79 62												

Non-Div I Games:

Arkansas

■ Loss,
 ■ Non-Conf,
 ■ S Site,
 ■ Home
 ■ Away
 N Neutral

Average RPI Win:	250	WON-LOST	WINNING	LAST 10	STRENGTH OF	OPP. STRENGTH	TEAM	ADJ.	CONF.	ADJ CONF.
Average RPI Loss:	137	RECORD	PCT. RANK	GAMES	SCHEDULE	OF SCHEDULE	RPI	RPI	RPI	RPI
DIV. I ONLY	13- 11	151	6- 4	274	179	187	187	23	23	
DIV. I NON-CONF.	5- 6	187	0- 0	160	80	161	161	23	23	

TOTALS	RPI 1-25	RPI 26-50	W-L RECORDS	RPI 51-100	RPI 101-999	RPI 201+				
13- 11	0- 0	0- 1	OVERALL	0- 2	13- 8	8- 1				
8- 3	0- 0	0- 0	HOME	0- 1	8- 2	5- 0				
5- 8	0- 0	0- 1	AWAY	0- 1	5- 6	3- 1				
0- 0	0- 0	0- 0	NEUTRAL	0- 0	0- 0	0- 0				
5- 6	0- 0	0- 1	NON-CONFERENCE	0- 2	5- 3	2- 0				
4- 1	0- 0	0- 0	HOME	0- 1	4- 0	2- 0				
1- 5	0- 0	0- 1	AWAY	0- 1	1- 3	0- 0				
0- 0	0- 0	0- 0	NEUTRAL	0- 0	0- 0	0- 0				
8- 5	0- 0	0- 0	CONFERENCE	0- 0	8- 5	6- 1				
4- 2	0- 0	0- 0	HOME	0- 0	4- 2	3- 0				
4- 3	0- 0	0- 0	AWAY	0- 0	4- 3	3- 1				
0- 0	0- 0	0- 0	NEUTRAL	0- 0	0- 0	0- 0				

RPI	S	Opponent	Score	RPI	S	Opponent	Score	RPI	S	Opponent	Score	RPI	S	Opponent	Score	Team's RPI: 187
27	A	South Fla.	55 98	71	H	Belmont	52 83	113	A	Little Rock	43 53	122	A	South Ala.	75 60	
				74	A	Indiana	51 93	131	A	Ole Miss	48 74	135	H	UTEP	76 73	
								153	H	Texas St.	55 67	162	H	Louisiana	75 77	
								163	A	Florida	70 69	166	A	Pittsburgh	47 87	
								167	A	Troy	78 95	168	A	Tulsa	58 68	
								179	H	UT Arlington	85 80	191	H	UT Martin	84 73	
								234	H	Grambling	76 56	271	A	Appalachian St.	66 68	
								275	A	Coastal Caro.	70 63	319	A	Georgia St.	75 58	
								319	H	Georgia St.	76 63	323	A	Ga. Southern	71 62	
								323	H	Ga. Southern	69 48	333	H	Tennessee St.	68 62	
								337	H	La.-Monroe	76 62					
LAST 12 Division I GAMES:																
122	A	South Ala.	75 60	113	A	Little Rock	43 53									
167	A	Troy	78 95	179	H	UT Arlington	85 80									
323	H	Ga. Southern	69 48	153	H	Texas St.	55 67									
319	H	Georgia St.	76 63	319	A	Georgia St.	75 58									
271	A	Appalachian St.	66 68	323	A	Ga. Southern	71 62									
275	A	Coastal Caro.	70 63	162	H	Louisiana	75 77									

Non-Div I Games:

Arkansas St.

Average RPI Win:	228	WON-LOST	WINNING	LAST 10	STRENGTH OF	OPP. STRENGTH	TEAM	ADJ.	CONF.	ADJ CONF.
Average RPI Loss:	143	RECORD	PCT. RANK	GAMES	SCHEDULE	OF SCHEDULE	RPI	RPI	RPI	RPI
DIV. I ONLY	11- 12	190	4- 6	144	240	178	178	14	14	
DIV. I NON-CONF.	6- 4	122	0- 0	232	321	150	150	18	18	

TOTALS	RPI 1-25	RPI 26-50	W-L RECORDS	RPI 51-100	RPI 101-999	RPI 201+				
11- 12	0- 0	0- 1	OVERALL	0- 4	11- 7	8- 3				
6- 5	0- 0	0- 0	HOME	0- 2	6- 3	4- 1				
5- 7	0- 0	0- 1	AWAY	0- 2	5- 4	4- 2				
0- 0	0- 0	0- 0	NEUTRAL	0- 0	0- 0	0- 0				
6- 4	0- 0	0- 1	NON-CONFERENCE	0- 0	6- 3	3- 2				
4- 1	0- 0	0- 0	HOME	0- 0	4- 1	2- 0				
2- 3	0- 0	0- 1	AWAY	0- 0	2- 2	1- 2				
0- 0	0- 0	0- 0	NEUTRAL	0- 0	0- 0	0- 0				
5- 8	0- 0	0- 0	CONFERENCE	0- 4	5- 4	5- 1				
2- 4	0- 0	0- 0	HOME	0- 2	2- 2	2- 1				
3- 4	0- 0	0- 0	AWAY	0- 2	3- 2	3- 0				
0- 0	0- 0	0- 0	NEUTRAL	0- 0	0- 0	0- 0				

RPI 1-25				RPI 26-50				RPI 51-100				RPI 101+				Team's RPI: 178
RPI	S	Opponent	Score	RPI	S	Opponent	Score	RPI	S	Opponent	Score	RPI	S	Opponent	Score	
				32	A	Marquette	53 83	58	A	American	63 71	115	H	Dartmouth	71 56	
								58	H	American	46 64	117	A	Yale	82 65	
								82	A	Navy	44 70	118	H	Delaware	59 70	
								82	H	Navy	46 55	126	A	Bucknell	36 60	
												151	H	Binghamton	73 61	
												161	A	Lehigh	55 59	
												198	H	Boston U.	59 60	
												230	A	Loyola Maryland	69 62	
												230	H	Loyola Maryland	62 47	
												231	A	Lafayette	65 60	
												231	H	Lafayette	48 39	
												243	H	Holy Cross	62 70	
												272	H	LIU Brooklyn	71 37	
												276	A	Fairleigh Dickinson	56 58	
												278	A	Colgate	62 54	
												280	A	St. Francis Brooklyn	52 73	
												310	A	Air Force	65 59	
												346	H	NJIT	79 49	

LAST 12 Division I GAMES:																
				82	H	Navy	46 55	243	H	Holy Cross	62 70					
				231	H	Lafayette	48 39	82	A	Navy	44 70					
				58	A	American	63 71	231	A	Lafayette	65 60					
				230	H	Loyola Maryland	62 47	58	H	American	46 64					
				278	A	Colgate	62 54	126	A	Bucknell	36 60					
				161	A	Lehigh	55 59	230	A	Loyola Maryland	69 62					

Non-Div I Games: St. Joseph's (Brkln)107 46

Army West Point

Average RPI Win:	166	WON-LOST	RECORD	WINNING	PCT. RANK	LAST 10	GAMES	STRENGTH OF	SCHEDULE	OPP. STRENGTH	OF SCHEDULE	TEAM	RPI	ADJ.	RPI	CONF.	RPI	ADJ CONF.	RPI
Average RPI Loss:	59																		
DIV. I ONLY	11- 11	174	2- 8	53	47	96	96	2	2										
DIV. I NON-CONF.	8- 3	65	0- 0	201	154	90	90	2	2										

TOTALS	RPI 1-25	RPI 26-50	W-L RECORDS	RPI 51-100	RPI 101-999	RPI 201+													
11- 11	0- 5	1- 1	OVERALL	2- 4	8- 1	3- 0													
8- 2	0- 1	1- 0	HOME	1- 1	6- 0	3- 0													
2- 7	0- 4	0- 1	AWAY	1- 2	1- 0	0- 0													
1- 2	0- 0	0- 0	NEUTRAL	0- 1	1- 1	0- 0													
8- 3	0- 0	0- 0	NON-CONFERENCE	1- 2	7- 1	3- 0													
5- 0	0- 0	0- 0	HOME	0- 0	5- 0	3- 0													
2- 1	0- 0	0- 0	AWAY	1- 1	1- 0	0- 0													
1- 2	0- 0	0- 0	NEUTRAL	0- 1	1- 1	0- 0													
3- 8	0- 5	1- 1	CONFERENCE	1- 2	1- 0	0- 0													
3- 2	0- 1	1- 0	HOME	1- 1	1- 0	0- 0													
0- 6	0- 4	0- 1	AWAY	0- 1	0- 0	0- 0													
0- 0	0- 0	0- 0	NEUTRAL	0- 0	0- 0	0- 0													

RPI 1-25				RPI 26-50				RPI 51-100				RPI 101+			
RPI	S	Opponent	Score	RPI	S	Opponent	Score	RPI	S	Opponent	Score	RPI	S	Opponent	Score
7	A	Tennessee	59 70	26	A	LSU	56 59	66	A	Virginia Tech	63 72	132	N	Georgetown	60 40
18	A	Texas A&M	59 78	26	H	LSU	70 62	74	A	Indiana	65 53	157	H	Louisiana Tech	75 59
18	H	Texas A&M	73 82					93	H	Arkansas	58 68	162	A	Louisiana	70 60
19	A	South Carolina	63 71					94	H	Alabama	69 60	163	H	Florida	84 55
22	A	Georgia	48 60					97	A	Kentucky	48 65	176	H	Southern U.	65 47
								100	N	Chattanooga	41 50	184	N	Northwestern	48 49
												217	H	N.C. A&T	63 53
												292	H	Southeastern La.	80 46
												337	H	La.-Monroe	67 41

LAST 12 Division I GAMES:															
26	H	LSU	70 62	93	H	Arkansas	58 68								
18	A	Texas A&M	59 78	19	A	South Carolina	63 71								
97	A	Kentucky	48 65	18	H	Texas A&M	73 82								
94	H	Alabama	69 60	7	A	Tennessee	59 70								
22	A	Georgia	48 60	163	H	Florida	84 55								
26	A	LSU	56 59	292	H	Southeastern La.	80 46								

Non-Div I Games: Xavier (LA) 70 44

Auburn

Average RPI Win:	289	WON-LOST	WINNING	LAST 10	STRENGTH OF	OPP. STRENGTH	TEAM	ADJ.	CONF.	ADJ CONF.
Average RPI Loss:	171	RECORD	PCT. RANK	GAMES	SCHEDULE	OF SCHEDULE	RPI	RPI	RPI	RPI
DIV. I ONLY	12- 11	162	4- 6	329	302	236	236	25	25	
DIV. I NON-CONF.	5- 4	146	0- 0	320	309	213	213	27	27	

TOTALS	RPI 1-25	RPI 26-50	W-L RECORDS	RPI 51-100	RPI 101-999	RPI 201+				
12- 11	0- 0	0- 1	OVERALL	0- 1	12- 9	11- 5				
6- 3	0- 0	0- 0	HOME	0- 0	6- 3	5- 1				
6- 8	0- 0	0- 0	AWAY	0- 1	6- 1	6- 1				
0- 0	0- 0	0- 0	NEUTRAL	0- 0	0- 0	0- 0				
5- 4	0- 0	0- 1	NON-CONFERENCE	0- 0	5- 3	5- 1				
2- 1	0- 0	0- 0	HOME	0- 0	2- 1	2- 0				
3- 3	0- 0	0- 1	AWAY	0- 0	3- 2	3- 1				
0- 0	0- 0	0- 0	NEUTRAL	0- 0	0- 0	0- 0				
7- 7	0- 0	0- 0	CONFERENCE	0- 1	7- 6	6- 4				
4- 2	0- 0	0- 0	HOME	0- 0	4- 2	3- 1				
3- 5	0- 0	0- 0	AWAY	0- 1	3- 4	3- 3				
0- 0	0- 0	0- 0	NEUTRAL	0- 0	0- 0	0- 0				

RPI 1-25				RPI 26-50				RPI 51-100				RPI 101+ Team's RPI: 236			
RPI	S	Opponent	Score	RPI	S	Opponent	Score	RPI	S	Opponent	Score	RPI	S	Opponent	Score
				41	A	Ball St.	57 89	71	A	Belmont	75 78	105	H	Western Ill.	68 81
												107	A	Butler	54 75
												140	H	SIUE	38 61
												191	A	UT Martin	66 100
												191	H	UT Martin	69 62
												210	A	Jacksonville St.	47 65
												213	A	Illinois	47 59
												216	H	Morehead St.	59 66
												225	A	Southeast Mo. St.	61 50
												225	H	Southeast Mo. St.	66 65
												244	A	Northern Ky.	53 52
												261	A	Lipscomb	71 63
												293	A	Murray St.	65 91
												299	A	Tennessee Tech	59 63
												305	H	Eastern Ky.	59 45
												315	A	Alabama A&M	55 52
												333	A	Tennessee St.	75 59
												336	H	Ark. -Pine Bluff	97 61
												344	A	Eastern Ill.	75 66
												344	H	Eastern Ill.	69 59
												348	H	Evansville	82 73

LAST 12 Division I GAMES:															
344	A	Eastern Ill.	75 66	71	A	Belmont	75 78	333	A	Tennessee St.	75 59	210	A	Jacksonville St.	47 65
293	A	Murray St.	65 91	210	A	Jacksonville St.	47 65	299	A	Tennessee Tech	59 63	225	H	Southeast Mo. St.	66 65
225	A	Southeast Mo. St.	61 50	225	H	Southeast Mo. St.	66 65	191	H	UT Martin	69 62	305	H	Eastern Ky.	59 45
191	A	UT Martin	66 100	191	H	UT Martin	69 62								
216	H	Morehead St.	59 66												
305	H	Eastern Ky.	59 45												

Non-Div I Games: Christian Bros. 73 50 Trevecca Nazarene 80 72

Austin Peay

Average RPI Win:	209	WON-LOST	WINNING	LAST 10	STRENGTH OF	OPP. STRENGTH	TEAM	ADJ.	CONF.	ADJ CONF.
Average RPI Loss:	120	RECORD	PCT. RANK	GAMES	SCHEDULE	OF SCHEDULE	RPI	RPI	RPI	RPI
DIV. I ONLY	14- 11	142	6- 4	153	127	125	125	13	13	
DIV. I NON-CONF.	5- 6	187	0- 0	181	120	202	202	11	11	

TOTALS	RPI 1-25	RPI 26-50	W-L RECORDS	RPI 51-100	RPI 101-999	RPI 201+				
14- 11	0- 1	0- 3	OVERALL	2- 1	12- 6	7- 2				
9- 3	0- 1	0- 1	HOME	2- 0	7- 1	4- 1				
5- 8	0- 0	0- 2	AWAY	0- 1	5- 5	3- 1				
0- 0	0- 0	0- 0	NEUTRAL	0- 0	0- 0	0- 0				
5- 6	0- 1	0- 2	NON-CONFERENCE	1- 0	4- 3	3- 1				
4- 2	0- 1	0- 0	HOME	1- 0	3- 1	3- 1				
1- 4	0- 0	0- 2	AWAY	0- 0	1- 2	0- 0				
0- 0	0- 0	0- 0	NEUTRAL	0- 0	0- 0	0- 0				
9- 5	0- 0	0- 1	CONFERENCE	1- 1	8- 3	4- 1				
5- 1	0- 0	0- 1	HOME	1- 0	4- 0	1- 0				
4- 4	0- 0	0- 0	AWAY	0- 1	4- 3	3- 1				
0- 0	0- 0	0- 0	NEUTRAL	0- 0	0- 0	0- 0				

RPI 1-25				RPI 26-50				RPI 51-100				RPI 101+ Team's RPI: 125			
RPI	S	Opponent	Score	RPI	S	Opponent	Score	RPI	S	Opponent	Score	RPI	S	Opponent	Score
22	H	Georgia	63 79	31	A	Northern Colo.	74 79	77	A	Saint Mary's (CA)	49 57	116	A	Colorado St.	54 56
				34	A	Cal i forni a	45 70	77	H	Saint Mary's (CA)	63 54	147	A	Loyol a Marymount	67 55
				50	H	Gonzaga	70 84	91	H	Utah	77 68	147	H	Loyol a Marymount	62 52
												150	A	San Franci sco	73 76
												150	H	San Franci sco	70 66
												171	A	Paci fi c	76 83
												171	H	Paci fi c	77 65
												175	A	Washingt on	72 80
												180	A	Eastern Wash.	73 69
												202	A	San Di ego	69 70
												228	A	Pepperdi ne	73 67
												232	H	Montana St.	75 54
												274	A	Santa Clara	55 34
												274	H	Santa Clara	65 47
												296	H	Utah St.	69 76
												309	A	Portland	72 58
												324	H	Southern Utah	75 67
												327	H	Utah Valley	75 54

LAST 12 Division I GAMES:															
150	A	San Franci sco	73 76	202	A	San Di ego	69 70								
274	A	Santa Clara	55 34	147	A	Loyol a Marymount	67 55								
50	H	Gonzaga	70 84	274	H	Santa Clara	65 47								
147	H	Loyol a Marymount	62 52	228	A	Pepperdi ne	73 67								
171	A	Paci fi c	76 83	171	H	Paci fi c	77 65								
77	H	Saint Mary's (CA)	63 54	150	H	San Franci sco	70 66								

Non-Div I Games:

BYU

Average RPI Win:	165	WON-LOST	WINNING	LAST 10	STRENGTH OF	OPP. STRENGTH	TEAM	ADJ.	CONF.	ADJ CONF.
Average RPI Loss:	47	RECORD	PCT. RANK	GAMES	SCHEDULE	OF SCHEDULE	RPI	RPI	RPI	RPI
DIV. I ONLY	19- 4	22	7- 3	122	87	41	41	7	7	
DIV. I NON-CONF.	10- 0	1	0- 0	169	111	18	18	8	8	

TOTALS	RPI 1-25	RPI 26-50	W-L RECORDS	RPI 51-100	RPI 101-999	RPI 201+				
19- 4	0- 1	2- 1	OVERALL	1- 2	16- 0	9- 0				
11- 2	0- 1	1- 1	HOME	1- 0	9- 0	6- 0				
8- 2	0- 0	1- 0	AWAY	0- 2	7- 0	3- 0				
0- 0	0- 0	0- 0	NEUTRAL	0- 0	0- 0	0- 0				
10- 0	0- 0	2- 0	NON-CONFERENCE	0- 0	8- 0	4- 0				
6- 0	0- 0	1- 0	HOME	0- 0	5- 0	3- 0				
4- 0	0- 0	1- 0	AWAY	0- 0	3- 0	1- 0				
0- 0	0- 0	0- 0	NEUTRAL	0- 0	0- 0	0- 0				
9- 4	0- 1	0- 1	CONFERENCE	1- 2	8- 0	5- 0				
5- 2	0- 1	0- 1	HOME	1- 0	4- 0	3- 0				
4- 2	0- 0	0- 0	AWAY	0- 2	4- 0	2- 0				
0- 0	0- 0	0- 0	NEUTRAL	0- 0	0- 0	0- 0				

RPI	S	Opponent	Score	RPI	S	Opponent	Score	RPI	S	Opponent	Score	RPI	S	Opponent	Score
21	H	Buffalo	80 84	28	H	Central Mich.	65 69	64	A	Toledo	66 72	107	H	Butler	87 75
				42	A	Purdue	66 60	76	A	Ohio	76 80	108	H	Missouri St.	70 58
				49	H	Western Ky.	93 81	90	H	Miami (OH)	86 61	109	A	Western Mich.	81 71
												121	A	Vanderbilt	88 79
												124	H	Northern Ill.	81 72
												129	A	Cleveland St.	76 64
												145	A	Kent St.	79 58
												203	A	Bowling Green	84 73
												203	H	Bowling Green	82 41
												211	A	Akron	74 61
												211	H	Akron	97 65
												222	H	Eastern Mich.	91 85
												225	H	Southeast Mo. St.	69 56
												236	H	Austin Peay	89 57
												261	H	Lipscomb	84 46
												333	A	Tennessee St.	85 65

LAST 12 Division I GAMES:															
109	A	Western Mich.	81 71	145	A	Kent St.	79 58								
222	H	Eastern Mich.	91 85	64	A	Toledo	66 72								
76	A	Ohio	76 80	21	H	Buffalo	80 84								
211	H	Akron	97 65	211	A	Akron	74 61								
124	H	Northern Ill.	81 72	203	A	Bowling Green	84 73								
203	H	Bowling Green	82 41	90	H	Miami (OH)	86 61								

Non-Div I Games: Oakland City 126 55

Ball St.

Average RPI Win:	120	WON-LOST	WINNING	LAST 10	STRENGTH OF	OPP. STRENGTH	TEAM	ADJ.	CONF.	ADJ CONF.
Average RPI Loss:	10	RECORD	PCT. RANK	GAMES	SCHEDULE	OF SCHEDULE	RPI	RPI	RPI	RPI
DIV. I ONLY	23- 1	4	10- 0	63	16	8	8	4	4	
DIV. I NON-CONF.	10- 1	15	0- 0	81	58	12	12	5	5	

TOTALS	RPI 1-25	RPI 26-50	W-L RECORDS	RPI 51-100	RPI 101-999	RPI 201+				
23- 1	2- 1	3- 0	OVERALL	6- 0	12- 0	5- 0				
14- 0	2- 0	2- 0	HOME	3- 0	7- 0	3- 0				
7- 1	0- 1	1- 0	AWAY	2- 0	4- 0	2- 0				
2- 0	0- 0	0- 0	NEUTRAL	1- 0	1- 0	0- 0				
10- 1	1- 1	0- 0	NON-CONFERENCE	2- 0	7- 0	3- 0				
7- 0	1- 0	0- 0	HOME	1- 0	5- 0	2- 0				
1- 1	0- 1	0- 0	AWAY	0- 0	1- 0	1- 0				
2- 0	0- 0	0- 0	NEUTRAL	1- 0	1- 0	0- 0				
13- 0	1- 0	3- 0	CONFERENCE	4- 0	5- 0	2- 0				
7- 0	1- 0	2- 0	HOME	2- 0	2- 0	1- 0				
6- 0	0- 0	1- 0	AWAY	2- 0	3- 0	1- 0				
0- 0	0- 0	0- 0	NEUTRAL	0- 0	0- 0	0- 0				

RPI	S	Opponent	Score	RPI	S	Opponent	Score	RPI	S	Opponent	Score	RPI	S	Opponent	Score
9	H	Texas	81 56	30	A	Okl ahoma	74 52	53	A	West Virginia	83 72	108	N	Missouri St.	100 58
10	A	UCLA	68 82	30	H	Okl ahoma	74 65	59	H	TCU	83 63	110	H	Lamar Universi ty	121 62
14	H	Stanford	81 57	45	H	Okl ahoma St.	77 64	65	N	Georgi a Tech	80 57	119	A	Iowa St.	79 50
								84	A	Kansas St.	88 58	119	H	Iowa St.	89 49
								84	H	Kansas St.	75 50	130	H	Central Ark.	86 55
								97	H	Kentucky	90 63	165	A	Kansas	83 48
												169	H	North Dakota	105 43
												227	A	Texas Tech	90 44
												227	H	Texas Tech	97 49
												250	A	Ni chol l s St.	85 43
												259	H	McNeese	95 34
												298	H	Coppin St.	100 54
LAST 12 Division I GAMES:															
59	H	TCU	83 63	84	H	Kansas St.	75 50								
30	H	Okl ahoma	74 65	119	A	Iowa St.	79 50								
227	A	Texas Tech	90 44	30	A	Okl ahoma	74 52								
45	H	Okl ahoma St.	77 64	165	A	Kansas	83 48								
53	A	West Vi rgi ni a	83 72	119	H	Iowa St.	89 49								
9	H	Texas	81 56	227	H	Texas Tech	97 49								

Non-Div I Games:

Bayl or

Belmont

B
e
l
m
o
n
t

Bel mont

Page 23

Average RPI Win:	256	WON-LOST	WINNING	LAST 10	STRENGTH OF	OPP. STRENGTH	TEAM	ADJ.	CONF.	ADJ CONF.
Average RPI Loss:	168	RECORD	PCT. RANK	GAMES	SCHEDULE	OF SCHEDULE	RPI	RPI	RPI	RPI
DIV. I ONLY	16- 4	28	10- 0	315	306	127	127	31	31	
DIV. I NON-CONF.	6- 4	122	1- 1	255	284	187	187	30	30	

TOTALS	RPI 1-25	RPI 26-50	W-L RECORDS	RPI 51-100	RPI 101-999	RPI 201+				
16- 4	0- 0	0- 1	OVERALL	0- 1	16- 2	11- 2				
8- 2	0- 0	0- 0	HOME	0- 1	8- 1	6- 1				
6- 2	0- 0	0- 1	AWAY	0- 0	6- 1	5- 1				
2- 0	0- 0	0- 0	NEUTRAL	0- 0	2- 0	0- 0				
6- 4	0- 0	0- 1	NON-CONFERENCE	0- 1	6- 2	3- 2				
3- 2	0- 0	0- 0	HOME	0- 1	3- 1	2- 1				
1- 2	0- 0	0- 1	AWAY	0- 0	1- 1	1- 1				
2- 0	0- 0	0- 0	NEUTRAL	0- 0	2- 0	0- 0				
10- 0	0- 0	0- 0	CONFERENCE	0- 0	10- 0	8- 0				
5- 0	0- 0	0- 0	HOME	0- 0	5- 0	4- 0				
5- 0	0- 0	0- 0	AWAY	0- 0	5- 0	4- 0				
0- 0	0- 0	0- 0	NEUTRAL	0- 0	0- 0	0- 0				

RPI 1-25	RPI 26-50	RPI 51-100	RPI 101+	Team's RPI: 127
RPI S Opponent Score	RPI S Opponent Score	RPI S Opponent Score	RPI S Opponent Score	
	48 A Miami (FL) 39 85	92 H Jacksonville 58 68	153 N Texas St. 62 56	
			176 H Southern U. 68 56	
			199 N Richmond 63 50	
			200 A Norfolk St. 58 51	
			200 H Norfolk St. 60 45	
			205 A Hampton 61 56	
			237 A Howard 59 55	
			239 A North Florida 63 70	
			264 H Grand Canyon 69 60	
			270 H Prairie View 77 52	
			292 H Southeastern La. 58 60	
			298 H Coppin St. 64 38	
			302 A UMES 55 48	
			302 H UMES 73 61	
			303 A FIU 77 59	
			317 H South Carolina St. 68 50	
			331 A Delaware St. 68 60	
			342 H Florida A&M 44 42	
LAST 12 Division I GAMES:				
	302 H UMES 73 61	342 H Florida A&M 44 42		
	200 H Norfolk St. 60 45	302 A UMES 55 48		
	298 H Coppin St. 64 38	237 A Howard 59 55		
	205 A Hampton 61 56	317 H South Carolina St. 68 50		
	200 A Norfolk St. 58 51	48 A Miami (FL) 39 85		
	331 A Delaware St. 68 60	199 N Richmond 63 50		

Non-Div I Games: Edward Waters 101 60 Palm Beach Atl. 61 48

Bethune-Cookman

Average RPI Win: 244	WON-LOST RECORD	WINNING PCT. RANK	LAST 10 GAMES	STRENGTH OF SCHEDULE	OPP. STRENGTH OF SCHEDULE	TEAM RPI	ADJ. RPI	CONF. RPI	ADJ CONF. RPI
Average RPI Loss: 141									
DIV. I ONLY	16- 8	78	7- 3	285	242	151	151	20	20
DIV. I NON-CONF.	8- 4	87	0- 0	306	265	158	158	24	24

TOTALS	RPI 1-25	RPI 26-50	W-L RECORDS	RPI 51-100	RPI 101-999	RPI 201+			
16- 8	0- 0	0- 0	OVERALL	2- 2	14- 6	10- 0			
5- 4	0- 0	0- 0	HOME	1- 1	4- 3	2- 0			
10- 3	0- 0	0- 0	AWAY	1- 1	9- 2	7- 0			
1- 1	0- 0	0- 0	NEUTRAL	0- 0	1- 1	1- 0			
8- 4	0- 0	0- 0	NON-CONFERENCE	1- 0	7- 4	6- 0			
3- 1	0- 0	0- 0	HOME	1- 0	2- 1	1- 0			
4- 2	0- 0	0- 0	AWAY	0- 0	4- 2	4- 0			
1- 1	0- 0	0- 0	NEUTRAL	0- 0	1- 1	1- 0			
8- 4	0- 0	0- 0	CONFERENCE	1- 2	7- 2	4- 0			
2- 3	0- 0	0- 0	HOME	0- 1	2- 2	1- 0			
6- 1	0- 0	0- 0	AWAY	1- 1	5- 0	3- 0			
0- 0	0- 0	0- 0	NEUTRAL	0- 0	0- 0	0- 0			

RPI 1-25				RPI 26-50				RPI 51-100				RPI 101+				Team's RPI: 151
RPI	S	Opponent	Score	RPI	S	Opponent	Score	RPI	S	Opponent	Score	RPI	S	Opponent	Score	
								73	H	Penn	77 72	115	H	Dartmouth	80 64	
								79	A	Maine	66 62	117	H	Yale	69 73	
								79	H	Maine	38 61	126	A	Bucknell	59 64	
								80	A	Albany (NY)	46 63	154	H	Hartford	64 59	
												168	N	Tulsa	55 60	
												178	A	Army West Point	61 73	
												183	A	New Hampshire	54 52	
												183	H	New Hampshire	61 63	
												197	A	Stony Brook	69 64	
												197	H	Stony Brook	59 67	
												266	A	Cornell	66 58	
												273	A	Rider	76 54	
												287	A	Vermont	62 48	
												294	A	Bryant	55 47	
												302	N	UMES	68 51	
												324	A	Southern Utah	72 66	
												329	A	UMBC	68 53	
												329	H	UMBC	81 51	
												346	H	NJIT	67 36	
												347	A	UMass Lowell	76 46	

LAST 12 Division I GAMES:																
				329	A	UMBC	68 53					347	A	UMass Lowell	76 46	
				197	A	Stony Brook	69 64					197	H	Stony Brook	59 67	
				79	H	Maine	38 61					80	A	Albany (NY)	46 63	
				287	A	Vermont	62 48					154	H	Hartford	64 59	
				183	A	New Hampshire	54 52					183	H	New Hampshire	61 63	
				329	H	UMBC	81 51					79	A	Maine	66 62	

Non-Div I Games: SUNY Cortland 90 36

Binghamton

Average RPI Win:	202	WON-LOST	WINNING	LAST 10	STRENGTH OF	OPP. STRENGTH	TEAM	ADJ.	CONF.	ADJ CONF.
Average RPI Loss:	149	RECORD	PCT. RANK	GAMES	SCHEDULE	OF SCHEDULE	RPI	RPI	RPI	RPI
DIV. I ONLY	13- 9	120	7- 3	242	117	177	177	16	16	
DIV. I NON-CONF.	4- 5	202	0- 0	296	133	263	263	15	15	

TOTALS	RPI 1-25	RPI 26-50	W-L RECORDS	RPI 51-100	RPI 101-999	RPI 201+				
13- 9	0- 0	0- 0	OVERALL	2- 5	11- 4	6- 3				
7- 5	0- 0	0- 0	HOME	2- 3	5- 2	2- 1				
6- 2	0- 0	0- 0	AWAY	0- 2	6- 0	4- 0				
0- 2	0- 0	0- 0	NEUTRAL	0- 0	0- 2	0- 2				
4- 5	0- 0	0- 0	NON-CONFERENCE	0- 2	4- 3	1- 3				
2- 3	0- 0	0- 0	HOME	0- 2	2- 1	0- 1				
2- 0	0- 0	0- 0	AWAY	0- 0	2- 0	1- 0				
0- 2	0- 0	0- 0	NEUTRAL	0- 0	0- 2	0- 2				
9- 4	0- 0	0- 0	CONFERENCE	2- 3	7- 1	5- 0				
5- 2	0- 0	0- 0	HOME	2- 1	3- 1	2- 0				
4- 2	0- 0	0- 0	AWAY	0- 2	4- 0	3- 0				
0- 0	0- 0	0- 0	NEUTRAL	0- 0	0- 0	0- 0				

RPI 1-25				RPI 26-50				RPI 51-100				RPI 101+				Team's RPI: 177
RPI	S	Opponent	Score	RPI	S	Opponent	Score	RPI	S	Opponent	Score	RPI	S	Opponent	Score	
								70	H	Wyoming	51 66	116	A	Colorado St.	62 58	
								77	H	Saint Mary's (CA)	72 74	120	H	Saint Francis (PA)	87 59	
								86	A	New Mexico	83 100	146	H	Fresno St.	75 66	
								86	H	New Mexico	91 85	175	H	Washington	85 62	
								87	H	Washington St.	53 61	180	A	Eastern Wash.	61 57	
								89	A	UNLV	54 77	189	H	Nevada	68 72	
								89	H	UNLV	69 60	202	N	San Diego	52 72	
												224	H	CSU Bakersfield	59 65	
												251	A	San Diego St.	86 70	
												252	A	San Jose St.	112 80	
												296	A	Utah St.	64 42	
												296	H	Utah St.	68 60	
												309	A	Portland	73 47	
												310	H	Air Force	49 46	
												318	N	Northern Ari z.	60 62	

LAST 12 Division I GAMES:																
				296	H	Utah St.	68 60	296	A	Utah St.	64 42					
				86	H	New Mexico	91 85	251	A	San Diego St.	86 70					
				89	A	UNLV	54 77	146	H	Fresno St.	75 66					
				310	H	Air Force	49 46	70	H	Wyoming	51 66					
				252	A	San Jose St.	112 80	86	A	New Mexico	83 100					
				189	H	Nevada	68 72	89	H	UNLV	69 60					

Non-Div I Games: Corban 94 50 Northwest Chrst. 83 51

Boi se St.

Average RPI Win:	160	WON-LOST	WINNING	LAST 10	STRENGTH OF	OPP. STRENGTH	TEAM	ADJ.	CONF.	ADJ CONF.
Average RPI Loss:	96	RECORD	PCT. RANK	GAMES	SCHEDULE	OF SCHEDULE	RPI	RPI	RPI	RPI
DIV. I ONLY	7- 18	285	1- 9	56	56	206	206	1	1	
DIV. I NON-CONF.	5- 8	220	0- 0	136	193	219	219	1	1	

TOTALS	RPI 1-25	RPI 26-50	W-L RECORDS	RPI 51-100	RPI 101-999	RPI 201+				
7- 18	0- 3	0- 4	OVERALL	2- 3	5- 8	2- 2				
6- 7	0- 0	0- 3	HOME	2- 1	4- 3	1- 1				
1- 11	0- 3	0- 1	AWAY	0- 2	1- 4	1- 0				
0- 0	0- 0	0- 0	NEUTRAL	0- 0	0- 0	0- 0				
5- 8	0- 0	0- 1	NON-CONFERENCE	2- 1	3- 6	2- 2				
4- 3	0- 0	0- 0	HOME	2- 1	2- 2	1- 1				
1- 5	0- 0	0- 1	AWAY	0- 0	1- 4	1- 1				
0- 0	0- 0	0- 0	NEUTRAL	0- 0	0- 0	0- 0				
2- 10	0- 3	0- 3	CONFERENCE	0- 2	2- 2	0- 0				
2- 4	0- 0	0- 3	HOME	0- 0	2- 1	0- 0				
0- 6	0- 3	0- 0	AWAY	0- 2	0- 1	0- 0				
0- 0	0- 0	0- 0	NEUTRAL	0- 0	0- 0	0- 0				

RPI 1-25				RPI 26-50				RPI 51-100				RPI 101+				Team's RPI: 206
RPI	S	Opponent	Score	RPI	S	Opponent	Score	RPI	S	Opponent	Score	RPI	S	Opponent	Score	
1	A	Notre Dame	60 89	29	H	Virginia	57 68	60	H	Houston	79 74	102	H	Seton Hall	53 73	
15	A	Duke	50 75	36	H	Syracuse	57 75	65	A	Georgia Tech	43 67	104	H	North Carolina	77 64	
17	A	NC State	54 72	46	A	Minnesota	68 78	66	A	Virginia Tech	58 89	106	H	Wake Forest	59 67	
				48	H	Miami (FL)	43 65	69	H	Fordham	55 52	115	A	Dartmouth	57 68	
								79	H	Maine	40 61	141	A	Clemson	61 65	
												166	H	Pittsburgh	72 61	
												183	H	New Hampshire	64 55	
												195	A	Providence	55 63	
												198	A	Boston U.	57 61	
												209	A	Columbia	60 68	
												243	A	Holy Cross	70 61	
												258	H	Fairfield	58 66	
												294	H	Bryant	65 42	

LAST 12 Division I GAMES:																
166	H	Pittsburgh	72 61	48	H	Miami (FL)	43 65	141	A	Clemson	61 65					
65	A	Georgia Tech	43 67	1	A	Notre Dame	60 89	29	H	Virginia	57 68					
17	A	NC State	54 72	104	H	North Carolina	77 64	66	A	Virginia Tech	58 89					
106	H	Wake Forest	59 67													
36	H	Syracuse	57 75													
15	A	Duke	50 75													

Non-Div I Games:

Boston College

Average RPI Win:	225	WON-LOST	WINNING	LAST 10	STRENGTH OF	OPP. STRENGTH	TEAM	ADJ.	CONF.	ADJ CONF.
Average RPI Loss:	138	RECORD	PCT. RANK	GAMES	SCHEDULE	OF SCHEDULE	RPI	RPI	RPI	RPI
DIV. I ONLY	10- 13	210	3- 7	164	194	198	198	14	14	
DIV. I NON-CONF.	5- 5	170	0- 0	141	200	137	137	18	18	

TOTALS	RPI 1-25	RPI 26-50	W-L RECORDS	RPI 51-100	RPI 101-999	RPI 201+				
10- 13	0- 0	0- 1	OVERALL	0- 3	10- 9	7- 2				
4- 7	0- 0	0- 1	HOME	0- 1	4- 5	3- 2				
6- 6	0- 0	0- 0	AWAY	0- 2	6- 4	4- 0				
0- 0	0- 0	0- 0	NEUTRAL	0- 0	0- 0	0- 0				
5- 5	0- 0	0- 1	NON-CONFERENCE	0- 1	5- 3	3- 0				
2- 2	0- 0	0- 1	HOME	0- 0	2- 1	1- 0				
3- 3	0- 0	0- 0	AWAY	0- 1	3- 2	2- 0				
0- 0	0- 0	0- 0	NEUTRAL	0- 0	0- 0	0- 0				
5- 8	0- 0	0- 0	CONFERENCE	0- 2	5- 6	4- 2				
2- 5	0- 0	0- 0	HOME	0- 1	2- 4	2- 2				
3- 3	0- 0	0- 0	AWAY	0- 1	3- 2	2- 0				
0- 0	0- 0	0- 0	NEUTRAL	0- 0	0- 0	0- 0				

RPI	S	Opponent	Score	RPI	S	Opponent	Score	RPI	S	Opponent	Score	RPI	S	Opponent	Score	Team's RPI: 198
43	H	UCF	32 47	58	A	American	50 66	118	A	Delaware	85 79	126	A	Bucknell I	57 67	
				78	A	Harvard	70 80	126	H	Bucknell I	58 63	128	A	Brown	68 92	
				82	H	Navy	59 64	138	H	Northeastern	74 73	161	A	Lehigh	58 74	
								161	H	Lehigh	56 65	170	H	Marist	52 80	
								178	A	Army West Point	60 59	178	A	New Hampshire	57 72	
								206	H	Boston College	61 57	230	H	Loyola Maryland	75 56	
								231	H	Lafayette	45 47	243	A	Holy Cross	64 58	
								243	H	Holy Cross	57 60	278	A	Colgate	62 49	
								278	H	Colgate	66 64	287	A	Vermont	57 41	
								294	A	Bryant	78 61					
LAST 12 Division I GAMES:																
243	A	Holy Cross	64 58	58	A	American	50 66									
278	H	Colgate	66 64	243	H	Holy Cross	57 60									
161	H	Lehigh	56 65	278	A	Colgate	62 49									
126	A	Bucknell I	57 67	161	A	Lehigh	58 74									
231	H	Lafayette	45 47	230	H	Loyola Maryland	75 56									
82	H	Navy	59 64	126	H	Bucknell I	58 63									

Non-Div I Games:

Boston U.

Average RPI Win: 224				Through Games of Feb. 17, 2018						
Average RPI Loss: 108		WON-LOST RECORD	WINNING PCT. RANK	LAST 10 GAMES	STRENGTH OF SCHEDULE	OPP. STRENGTH OF SCHEDULE	TEAM RPI	ADJ. RPI	CONF. RPI	ADJ CONF. RPI
DIV. I ONLY		9- 14	236	2- 8	124	126	203	203	7	7
DIV. I NON-CONF.		7- 3	74	0- 0	224	313	114	114	8	8
TOTALS		RPI 1-25	RPI 26-50	W-L RECORDS		RPI 51-100	RPI 101-999	RPI 201+		
9- 14	0- 0		0- 4	OVERALL		0- 3	9- 7	6- 2		
4- 7	0- 0		0- 1	HOME		0- 3	4- 3	3- 2		
3- 7	0- 0		0- 3	AWAY		0- 0	3- 4	2- 0		
2- 0	0- 0		0- 0	NEUTRAL		0- 0	2- 0	1- 0		
7- 3	0- 0		0- 1	NON-CONFERENCE		0- 0	7- 2	5- 1		
3- 1	0- 0		0- 0	HOME		0- 0	3- 1	3- 1		
2- 2	0- 0		0- 1	AWAY		0- 0	2- 1	1- 0		
2- 0	0- 0		0- 0	NEUTRAL		0- 0	2- 0	1- 0		
2- 11	0- 0		0- 3	CONFERENCE		0- 3	2- 5	1- 1		
1- 6	0- 0		0- 1	HOME		0- 3	1- 2	0- 1		
1- 5	0- 0		0- 2	AWAY		0- 0	1- 3	1- 0		
0- 0	0- 0		0- 0	NEUTRAL		0- 0	0- 0	0- 0		

RPI 1-25				RPI 26-50				RPI 51-100				RPI 101+				Team's RPI: 203	
RPI	S	Opponent	Score	RPI	S	Opponent	Score	RPI	S	Opponent	Score	RPI	S	Opponent	Score		
				28	A	Central Mi ch.	54 90	64	H	Toledo	67 77	109	A	Western Mi ch.	58 67		
				37	A	South Dakota St.	44 76	76	H	Ohio	63 70	109	H	Western Mi ch.	67 81		
				41	A	Ball St.	41 82	90	H	Miami (OH)	62 66	124	A	Northern Ill.	68 73		
				41	H	Ball St.	73 84					134	A	Cincinnati	51 75		
												137	A	Robert Morris	64 62		
												145	A	Kent St.	57 81		
												145	H	Kent St.	60 50		
												200	N	Norfolk St.	59 50		
												211	A	Akron	66 64		
												212	H	Xavier	63 53		
												215	N	Fla. Atlantic	66 55		
												222	H	Eastern Mi ch.	52 54		
												279	H	Valparaiso	90 77		
												286	H	Cani si us	57 71		
												305	H	Eastern Ky.	77 60		
												316	A	Detroit Mercy	85 81		
LAST 12 Division I GAMES:																	
				124	A	Northern Ill.	68 73	76	H	Ohio	63 70						
				109	H	Western Mi ch.	67 81	145	H	Kent St.	60 50						
				90	H	Miami (OH)	62 66	211	A	Akron	66 64						
				145	A	Kent St.	57 81	28	A	Central Mi ch.	54 90						
				64	H	Toledo	67 77	41	H	Ball St.	73 84						
				41	A	Ball St.	41 82	222	H	Eastern Mi ch.	52 54						

Non-Div I Games:	Ferris St.	82	73
------------------	------------	----	----

Bowling Green

■ Loss, ■ Non-Conf, S Site, H Home A Away N Neutral

Average RPI Win:	273	WON-LOST	WINNING	LAST 10	STRENGTH OF	OPP. STRENGTH	TEAM	ADJ.	CONF.	ADJ CONF.
Average RPI Loss:	157	RECORD	PCT. RANK	GAMES	SCHEDULE	OF SCHEDULE	RPI	RPI	RPI	RPI
DIV. I ONLY	10- 13	210	2- 8	291	252	248	248	24	24	
DIV. I NON-CONF.	5- 5	170	0- 0	243	259	200	200	22	22	

TOTALS	RPI 1-25	RPI 26-50	W-L RECORDS	RPI 51-100	RPI 101-999	RPI 201+				
10- 13	0- 1	0- 0	OVERALL	0- 1	10- 11	9- 4				
4- 6	0- 0	0- 0	HOME	0- 1	4- 5	3- 1				
5- 7	0- 1	0- 0	AWAY	0- 0	5- 6	5- 3				
1- 0	0- 0	0- 0	NEUTRAL	0- 0	1- 0	1- 0				
5- 5	0- 1	0- 0	NON-CONFERENCE	0- 0	5- 4	4- 2				
3- 1	0- 0	0- 0	HOME	0- 0	3- 1	2- 0				
1- 4	0- 1	0- 0	AWAY	0- 0	1- 3	1- 2				
1- 0	0- 0	0- 0	NEUTRAL	0- 0	1- 0	1- 0				
5- 8	0- 0	0- 0	CONFERENCE	0- 1	5- 7	5- 2				
1- 5	0- 0	0- 0	HOME	0- 1	1- 4	1- 1				
4- 3	0- 0	0- 0	AWAY	0- 0	4- 3	4- 1				
0- 0	0- 0	0- 0	NEUTRAL	0- 0	0- 0	0- 0				

RPI	S	Opponent	Score	RPI	S	Opponent	Score	RPI	S	Opponent	Score	RPI	S	Opponent	Score	Team's RPI: 248
12	A	Green Bay	40 72					85	H	Drake	75 84	105	H	Western Ill.	87 80	
												108	A	Missouri St.	54 74	
												108	H	Missouri St.	65 71	
												124	A	Northern Ill.	52 76	
												129	H	Cleveland St.	65 67	
												144	H	UNI	40 51	
												164	A	Southern Ill.	53 62	
												164	H	Southern Ill.	62 63	
												213	A	Illinois	62 74	
												225	A	Southeast Mo. St.	53 57	
												238	H	Omaha	69 56	
												250	N	Nicholls St.	75 65	
												254	A	Illinois St.	62 42	
												263	A	Indiana St.	50 65	
												279	A	Valparaiso	88 69	
												279	H	Valparaiso	69 58	
												307	A	Loyola Chicago	59 57	
												307	H	Loyola Chicago	61 71	
												326	H	Ill.-Chicago	58 48	
												344	A	Eastern Ill.	67 52	
												348	A	Evansville	117 59	
LAST 12 Division I GAMES:																
164	A	Southern Ill.	53 62	348	A	Evansville	117 59									
108	A	Missouri St.	54 74	263	A	Indiana St.	50 65									
307	H	Loyola Chicago	61 71	108	H	Missouri St.	65 71									
279	H	Valparaiso	69 58	164	H	Southern Ill.	62 63									
85	H	Drake	75 84	279	A	Valparaiso	88 69									
144	H	UNI	40 51	307	A	Loyola Chicago	59 57									

Non-Div I Games: Lincoln (MO) 88 44

Bradley

Average RPI		WON-LOST RECORD	WINNING PCT. RANK	LAST 10 GAMES	STRENGTH OF SCHEDULE	OPP. STRENGTH OF SCHEDULE	TEAM RPI	ADJ. RPI	CONF. RPI	ADJ. CONF. RPI
232	103	13- 7	91	3- 6	249	141	128	128	9	9
DIV. I ONLY										
DIV. I NON-CONF.		11- 1	13	3- 0	325	219	100	100	9	9
TOTALS		RPI 1-25	RPI 26-50	W-L RECORDS		RPI 51-100	RPI 101-999	RPI 201+		
13- 7	0- 0		0- 2	OVERALL		0- 2	13- 3	9- 1		
5- 3	0- 0		0- 2	HOME		0- 1	5- 0	3- 0		
6- 4	0- 0		0- 0	AWAY		0- 1	6- 3	4- 1		
2- 0	0- 0		0- 0	NEUTRAL		0- 0	2- 0	2- 0		
11- 1	0- 0		0- 1	NON-CONFERENCE		0- 0	11- 0	8- 0		
4- 1	0- 0		0- 1	HOME		0- 0	4- 0	3- 0		
5- 0	0- 0		0- 0	AWAY		0- 0	5- 0	3- 0		
2- 0	0- 0		0- 0	NEUTRAL		0- 0	2- 0	2- 0		
2- 6	0- 0		0- 1	CONFERENCE		0- 2	2- 3	1- 1		
1- 2	0- 0		0- 1	HOME		0- 1	1- 0	0- 0		
1- 4	0- 0		0- 0	AWAY		0- 1	1- 3	1- 1		
0- 0	0- 0		0- 0	NEUTRAL		0- 0	0- 0	0- 0		

RPI 1-25				RPI 26-50				RPI 51-100				RPI 101+				Team's RPI: 128	
RPI	S	Opponent	Score	RPI	S	Opponent	Score	RPI	S	Opponent	Score	RPI	S	Opponent	Score		
				34	H	Cal i forn i a	79 89	73	H	Penn	55 88	115	A	Dartmouth	73 78		
				35	H	Pri nceton	62 77	78	A	Harvard	85 87	117	A	Yale	63 77		
												117	H	Yale	81 71		
												171	A	Paci fi c	74 57		
												195	A	Provi dence	64 59		
												198	H	Boston U.	92 68		
												205	N	Hampton	73 66		
												209	A	Col umbi a	84 80		
												237	A	Howard	85 81		
												243	H	Holy Cross	82 78		
												266	A	Cornel l	68 70		
												278	A	Col gate	83 73		
												289	H	Sacred Heart	102 77		
												291	A	Central Conn. St.	78 55		
												294	H	Bryant	85 62		
												294	N	Bryant	72 60		
LAST 12 Division I GAMES:																	
				209	A	Col umbi a	84 80	117	H	Yale	81 71						
				266	A	Cornel l	68 70	117	A	Yale	63 77						
				35	H	Pri nceton	62 77	237	A	Howard	85 81						
				73	H	Penn	55 88	198	H	Boston U.	92 68						
				78	A	Harvard	85 87	278	A	Col gate	83 73						
				115	A	Dartmouth	73 78	289	H	Sacred Heart	102 77						

Non-Div I Games: Johnson & Wales (RI) 100 79

Brown

■ Loss, ■ Non-Conf, S Site, H Home A Away N Neutral

Average RPI Win: 290
Average RPI Loss: 185

Average RPI Win: 290	WON-LOST RECORD	WINNING PCT. RANK	LAST 10 GAMES	STRENGTH OF SCHEDULE	OPP. STRENGTH OF SCHEDULE	TEAM RPI	ADJ. RPI	CONF. RPI	ADJ CONF. RPI
Average RPI Loss: 185									
DIV. I ONLY	7- 16	271	6- 4	256	319	294	294	29	29
DIV. I NON-CONF.	1- 10	327	0- 0	187	242	315	315	29	29
TOTALS	RPI 1-25	RPI 26-50	W-L RECORDS	RPI 51-100	RPI 101-999	RPI 201+			
7- 16	0- 0	0- 0	OVERALL	0- 2	7- 14	7- 6			
4- 7	0- 0	0- 0	HOME	0- 0	4- 7	4- 3			
2- 8	0- 0	0- 0	AWAY	0- 2	2- 6	2- 3			
1- 1	0- 0	0- 0	NEUTRAL	0- 0	1- 1	1- 0			
1- 10	0- 0	0- 0	NON-CONFERENCE	0- 2	1- 8	1- 2			
0- 4	0- 0	0- 0	HOME	0- 0	0- 4	0- 0			
0- 5	0- 0	0- 0	AWAY	0- 2	0- 3	0- 2			
1- 1	0- 0	0- 0	NEUTRAL	0- 0	1- 1	1- 0			
6- 6	0- 0	0- 0	CONFERENCE	0- 0	6- 6	6- 4			
4- 3	0- 0	0- 0	HOME	0- 0	4- 3	4- 3			
2- 3	0- 0	0- 0	AWAY	0- 0	2- 3	2- 1			
0- 0	0- 0	0- 0	NEUTRAL	0- 0	0- 0	0- 0			

RPI 1-25				RPI 26-50				RPI 51-100				RPI 101+				Team's RPI: 294	
RPI	S	Opponent	Score	RPI	S	Opponent	Score	RPI	S	Opponent	Score	RPI	S	Opponent	Score		
								75	A	James Madison	36	67	120	A	Saint Francis (PA)	69	87
								79	A	Maine	68	70	128	A	Brown	62	85
													128	N	Brown	60	72
													137	A	Robert Morris	49	72
													151	H	Binghamton	47	55
													154	H	Hartford	47	59
													183	H	New Hampshire	65	74
													198	H	Boston U.	61	78
													206	A	Boston College	42	65
													243	A	Holy Cross	57	59
													262	H	Mt. St. Mary's	63	68
													272	H	LIU Brooklyn	75	56
													276	A	Fairleigh Dickinson	65	48
													276	H	Fairleigh Dickinson	69	77
													280	H	St. Francis Brooklyn	73	63
													289	A	Sacred Heart	81	73
													289	H	Sacred Heart	60	56
													291	A	Central Conn. St.	59	66
													291	H	Central Conn. St.	66	50
													328	H	Wagner	66	75
													332	N	Rhode Island	58	52
LAST 12 Division I GAMES:																	
								291	A	Central Conn. St.	59	66					
								289	H	Sacred Heart	60	56					
								276	H	Fairleigh Dickinson	69	77					
								120	A	Saint Francis (PA)	69	87					
								137	A	Robert Morris	49	72					
								280	H	St. Francis Brooklyn	73	63					
								272	H	LIU Brooklyn	75	56					
								289	A	Sacred Heart	81	73					
								276	A	Fairleigh Dickinson	65	48					
								291	H	Central Conn. St.	66	50					
								262	H	Mt. St. Mary's	63	68					
								328	H	Wagner	66	75					

Non-Div I Games:

Bryant

Loss, Non-Conf, S Site, H Home A Away N Neutral

0- 0				0- 0				NEUTRAL				0- 0				0- 0															
RPI 1-25								RPI 26-50								RPI 51-100								RPI 101+ Team's RPI: 126							
RPI	S	Opponent					Score	RPI	S	Opponent					Score	RPI	S	Opponent					Score	RPI	S	Opponent					Score
														58 A American							58 68	151 H Binghamton							64 59		
														61 A Drexel							54 63	160 H Saint Joseph' s							53 77		
														69 A Fordham							62 71	161 A Lehi gh							62 66		
														82 H Navy							47 39	161 H Lehi gh							59 52		
																						166 A Pi ttsburgh							39 57		
																						178 H Army West Point							60 36		
																						193 A Youngstown St.							66 60		
																						198 A Boston U.							63 58		
																						198 H Boston U.							67 57		
																						211 H Akron							63 52		
																						230 H Loyol a Maryl and							65 68		
																						231 A Lafayette							80 57		
																						231 H Lafayette							83 53		
																						243 A Hol y Cross							71 47		
																						256 H St. Bonaventure							48 59		
																						273 A Ri der							76 71		
																						278 A Col gate							63 42		
																						278 H Col gate							77 57		
																						286 H Cani si us							76 57		
																						340 A Iona							60 53		
LAST 12 Di vi si on I GAMES:																															
278 A Col gate							63 42	230 H Loyol a Maryl and							65 68																
161 H Lehi gh							59 52	278 H Col gate							77 57																
231 A Lafayette							80 57	161 A Lehi gh							62 66																
198 H Boston U.							67 57	231 H Lafayette							83 53																
82 H Navy							47 39	178 H Army West Point							60 36																
243 A Hol y Cross							71 47	198 A Boston U.							63 58																

Bucknel I

Average RPI Win:	138	WON-LOST	WINNING	LAST 10	STRENGTH OF	OPP. STRENGTH	TEAM	ADJ.	CONF.	ADJ CONF.
Average RPI Loss:	108	RECORD	PCT. RANK	GAMES	SCHEDULE	OF SCHEDULE	RPI	RPI	RPI	RPI
DIV. I ONLY	19- 4	22	8- 2	88	78	21	21	7	7	
DIV. I NON-CONF.	9- 2	33	0- 0	212	57	43	43	8	8	

TOTALS	RPI 1-25	RPI 26-50	W-L RECORDS	RPI 51-100	RPI 101-999	RPI 201+				
19- 4	0- 0	1- 2	OVERALL	8- 0	10- 2	6- 1				
8- 0	0- 0	0- 0	HOME	2- 0	6- 0	3- 0				
8- 4	0- 0	1- 2	AWAY	4- 0	3- 2	3- 1				
3- 0	0- 0	0- 0	NEUTRAL	2- 0	1- 0	0- 0				
9- 2	0- 0	0- 1	NON-CONFERENCE	3- 0	6- 1	4- 1				
3- 0	0- 0	0- 0	HOME	0- 0	3- 0	2- 0				
3- 2	0- 0	0- 1	AWAY	1- 0	2- 1	2- 1				
3- 0	0- 0	0- 0	NEUTRAL	2- 0	1- 0	0- 0				
10- 2	0- 0	1- 1	CONFERENCE	5- 0	4- 1	2- 0				
5- 0	0- 0	0- 0	HOME	2- 0	3- 0	1- 0				
5- 2	0- 0	1- 1	AWAY	3- 0	1- 1	1- 0				
0- 0	0- 0	0- 0	NEUTRAL	0- 0	0- 0	0- 0				

RPI 1-25			Team's RPI: 21	
RPI	S	Opponent	Score	
28	A	Central Mi ch.	79	86
33	A	Arizona St.	57	76
41	A	Ball St.	84	80

RPI 26-50		
RPI	S	Opponent
28	A	Central Mi ch.
33	A	Arizona St.
41	A	Ball St.

RPI 51-100		
RPI	S	Opponent
54	A	St. John's (NY)
63	N	Nebraska
64	A	Toledo
64	H	Toledo
76	A	Ohio
89	N	UNLV
90	A	Miami (OH)
90	H	Miami (OH)

RPI 101+		
RPI	S	Opponent
109	H	Western Mi ch.
118	H	Del aware
124	A	Northern Ill.
141	N	Clemson
145	H	Kent St.
209	A	Columbi a
211	A	Akron
222	H	Eastern Mi ch.
246	A	Niagara
256	A	St. Bonaventure
286	H	Canisius
302	H	UMES

LAST 12 Division I GAMES:			
90	A	Miami (OH)	67 63
145	H	Kent St.	84 80
64	A	Toledo	72 67
28	A	Central Mi ch.	84 86
222	H	Eastern Mi ch.	71 49
64	H	Toledo	89 66
76	A	Ohio	
41	A	Ball St.	
90	H	Miami (OH)	
124	A	Northern Ill.	
109	H	Western Mi ch.	
211	A	Akron	

Non-Div I Games:

Buffalo

Average RPI Win:	181	WON-LOST	WINNING	LAST 10	STRENGTH OF	OPP. STRENGTH	TEAM	ADJ.	CONF.	ADJ CONF.
Average RPI Loss:	62	RECORD	PCT. RANK	GAMES	SCHEDULE	OF SCHEDULE	RPI	RPI	RPI	RPI
DIV. I ONLY	13- 14	188	2- 8	54	82	107	107	6	6	
DIV. I NON-CONF.	8- 4	87	0- 0	108	234	71	71	6	6	

TOTALS	RPI 1-25	RPI 26-50	W-L RECORDS	RPI 51-100	RPI 101-999	RPI 201+				
13- 14	1- 3	1- 4	OVERALL	1- 4	10- 3	6- 1				
7- 6	0- 2	1- 1	HOME	0- 1	6- 2	3- 1				
5- 6	1- 1	0- 3	AWAY	0- 1	4- 1	3- 0				
1- 2	0- 0	0- 0	NEUTRAL	1- 2	0- 0	0- 0				
8- 4	0- 0	0- 2	NON-CONFERENCE	1- 2	7- 0	6- 0				
4- 0	0- 0	0- 0	HOME	0- 0	4- 0	3- 0				
3- 2	0- 0	0- 2	AWAY	0- 0	3- 0	3- 0				
1- 2	0- 0	0- 0	NEUTRAL	1- 2	0- 0	0- 0				
5- 10	1- 3	1- 2	CONFERENCE	0- 2	3- 3	0- 1				
3- 6	0- 2	1- 1	HOME	0- 1	2- 2	0- 1				
2- 4	1- 1	0- 1	AWAY	0- 1	1- 1	0- 0				
0- 0	0- 0	0- 0	NEUTRAL	0- 0	0- 0	0- 0				

RPI 1-25				RPI 26-50				RPI 51-100				RPI 101+				Team's RPI: 107
RPI	S	Opponent	Score	RPI	S	Opponent	Score	RPI	S	Opponent	Score	RPI	S	Opponent	Score	
23	A	Villanova	76 53	27	A	South Fla.	55 71	53	N	West Virginia	68 75	102	A	Seton Hall	64 75	
23	H	Villanova	67 69	32	A	Marquette	67 69	54	A	St. John's (NY)	38 76	102	H	Seton Hall	66 48	
24	A	DePaul	65 87	32	H	Marquette	59 78	54	H	St. John's (NY)	55 73	132	A	Georgetown	66 57	
24	H	DePaul	68 86	38	H	Creighton	59 53	61	N	Drexel	62 76	132	H	Georgetown	52 63	
				41	A	Ball St.	75 87	66	N	Virginia Tech	79 77	185	H	Wisconsin	69 62	
												195	H	Providence	68 57	
												212	H	Xavier	62 69	
												236	H	Austin Peay	75 54	
												254	A	Illinois St.	56 45	
												261	H	Lipscomb	70 58	
												263	A	Indiana St.	60 51	
												293	A	Murray St.	88 59	
												307	H	Loyola Chicago	64 52	

LAST 12 Division I GAMES:																
32	H	Marquette	59 78	195	H	Providence	68 57	38	H	Creighton	59 53	24	A	DePaul	65 87	
24	H	DePaul	68 86	38	H	Creighton	59 53	32	A	Marquette	67 69	54	A	St. John's (NY)	55 73	
102	A	Seton Hall	64 75	24	A	DePaul	65 87	54	H	St. John's (NY)	55 73	102	H	Seton Hall	66 48	
54	A	St. John's (NY)	38 76	32	A	Marquette	67 69	54	H	St. John's (NY)	55 73					
23	H	Villanova	67 69	54	H	St. John's (NY)	55 73									
132	H	Georgetown	52 63	102	H	Seton Hall	66 48									

Non-Div I Games:

Butler

Average RPI Win:	285	WON-LOST	WINNING	LAST 10	STRENGTH OF	OPP. STRENGTH	TEAM	ADJ.	CONF.	ADJ CONF.
Average RPI Loss:	173	RECORD	PCT. RANK	GAMES	SCHEDULE	OF SCHEDULE	RPI	RPI	RPI	RPI
DIV. I ONLY	12- 10	148	8- 2	331	257	224	224	30	30	
DIV. I NON-CONF.	4- 8	239	0- 2	249	179	236	236	31	31	

TOTALS	RPI 1-25	RPI 26-50	W-L RECORDS	RPI 51-100	RPI 101-999	RPI 201+				
12- 10	0- 1	0- 0	OVERALL	0- 1	12- 8	11- 4				
7- 2	0- 0	0- 0	HOME	0- 0	7- 2	7- 1				
5- 8	0- 1	0- 0	AWAY	0- 1	5- 6	4- 3				
0- 0	0- 0	0- 0	NEUTRAL	0- 0	0- 0	0- 0				
4- 8	0- 1	0- 0	NON-CONFERENCE	0- 1	4- 6	3- 2				
2- 1	0- 0	0- 0	HOME	0- 0	2- 1	2- 0				
2- 7	0- 1	0- 0	AWAY	0- 1	2- 5	1- 2				
0- 0	0- 0	0- 0	NEUTRAL	0- 0	0- 0	0- 0				
8- 2	0- 0	0- 0	CONFERENCE	0- 0	8- 2	8- 2				
5- 1	0- 0	0- 0	HOME	0- 0	5- 1	5- 1				
3- 1	0- 0	0- 0	AWAY	0- 0	3- 1	3- 1				
0- 0	0- 0	0- 0	NEUTRAL	0- 0	0- 0	0- 0				

RPI 1-25				RPI 26-50				RPI 51-100				RPI 101+ Team's RPI: 224			
RPI	S	Opponent	Score	RPI	S	Opponent	Score	RPI	S	Opponent	Score	RPI	S	Opponent	Score
14	A	Stanford	34 57					72	A	South Dakota	50 66	135	A	UTEP	56 67
												152	A	Cal Poly	57 59
												172	H	UC Irvine	59 72
												177	A	Boise St.	65 59
												192	A	SMU	29 41
												218	H	Seattle U	75 68
												232	A	UC Riverside	65 68
												238	H	Omaha	52 43
												241	A	New Mexico St.	48 56
												241	H	New Mexico St.	62 52
												252	A	San Jose St.	57 67
												267	A	UMKC	76 62
												267	H	UMKC	58 60
												313	H	Cal St. Fullerton	55 43
												321	A	UTRGV	67 64
												321	H	UTRGV	71 30
												324	A	Southern Utah	46 45
												327	H	Utah Valley	63 58
												339	A	Chicago St.	63 36
												339	H	Chicago St.	63 49

LAST 12 Division I GAMES:															
321	H	UTRGV	71 30	267	H	UMKC	58 60								
241	H	New Mexico St.	62 52	241	A	New Mexico St.	48 56								
267	A	UMKC	76 62	321	A	UTRGV	67 64								
339	A	Chicago St.	63 36	327	H	Utah Valley	63 58								
218	H	Seattle U	75 68	172	H	UC Irvine	59 72								
339	H	Chicago St.	63 49	152	A	Cal Poly	57 59								

Non-Div I Games: Fresno Pacific 74 63 Whittier 72 35

Average RPI Win: 228	WON-LOST RECORD	WINNING PCT. RANK	LAST 10 GAMES	STRENGTH OF SCHEDULE	OPP. STRENGTH OF SCHEDULE	TEAM RPI	ADJ. RPI	CONF. RPI	ADJ. CONF. RPI
Average RPI Loss: 170									
DIV. I ONLY	12- 12	174	5- 5	204	236	201	201	21	21
DIV. I NON-CONF.	6- 7	184	1- 0	196	276	220	220	19	19

TOTALS	RPI 1-25	RPI 26-50	W-L RECORDS	RPI 51-100	RPI 101-999	RPI 201+			
12- 12	0- 1	0- 0	OVERALL	1- 1	11- 10	9- 5			
7- 5	0- 0	0- 0	HOME	1- 0	6- 5	5- 3			
5- 6	0- 1	0- 0	AWAY	0- 1	5- 4	4- 2			
0- 1	0- 0	0- 0	NEUTRAL	0- 0	0- 1	0- 0			
6- 7	0- 1	0- 0	NON-CONFERENCE	0- 0	6- 6	4- 3			
4- 3	0- 0	0- 0	HOME	0- 0	4- 3	3- 1			
2- 3	0- 1	0- 0	AWAY	0- 0	2- 2	1- 2			
0- 1	0- 0	0- 0	NEUTRAL	0- 0	0- 1	0- 0			
6- 5	0- 0	0- 0	CONFERENCE	1- 1	5- 4	5- 2			
3- 2	0- 0	0- 0	HOME	1- 0	2- 2	2- 2			
3- 3	0- 0	0- 0	AWAY	0- 1	3- 2	3- 0			
0- 0	0- 0	0- 0	NEUTRAL	0- 0	0- 0	0- 0			

RPI 1-25				RPI 26-50				RPI 51-100				RPI 101+				Team's RPI: 201
RPI	S	Opponent	Score	RPI	S	Opponent	Score	RPI	S	Opponent	Score	RPI	S	Opponent	Score	
11	A	Oregon	43 91					57	A	UC Davis	46 72	112	N	Milwaukee	50 58	
								57	H	UC Davis	75 71	146	H	Fresno St.	85 72	
												147	A	Loyola Marymount	75 68	
												148	H	Weber St.	61 64	
												149	H	Idaho	75 80	
												152	A	Cal Poly	71 84	
												172	A	UC Irvine	47 56	
												204	A	UC Santa Barbara	48 30	
												204	H	UC Santa Barbara	73 74	
												218	H	Seattle U	67 62	
												226	A	New Orleans	73 76	
												232	H	UC Riverside	60 55	
												238	H	Omaha	60 68	
												251	A	San Diego St.	55 58	
												252	A	San Jose St.	76 59	
												253	A	Hawaii	70 58	
												277	H	Arizona	66 63	
												313	A	Cal St. Fullerton	70 68	
												313	H	Cal St. Fullerton	65 41	
												318	H	Northern Ariz.	78 69	
												325	H	Long Beach St.	51 59	

LAST 12 Division I GAMES:																
				57	A	UC Davis	46 72	232	H	UC Riverside	60 55					
				325	H	Long Beach St.	51 59	313	H	Cal St. Fullerton	65 41					
				57	H	UC Davis	75 71	152	A	Cal Poly	71 84					
				204	A	UC Santa Barbara	48 30	204	H	UC Santa Barbara	73 74					
				172	A	UC Irvine	47 56	313	A	Cal St. Fullerton	70 68					
				253	A	Hawaii	70 58	218	H	Seattle U	67 62					

Non-Div I Games: Biol a 68 51

CSUN

C
a
l
P
o
l
y

Cal Poly		Through Games Of Feb. 11, 2018									
Average RPI	Win: 253	WON-LOST	WINNING	LAST 10	STRENGTH OF	OPP. STRENGTH	TEAM	ADJ.	CONF.	ADJ CONF.	
Average RPI	Loss: 137	RECORD	PCT. RANK	GAMES	SCHEDULE	OF SCHEDULE	RPI	RPI	RPI	RPI	
DIV. I ONLY	13- 9	120	7- 3	229	253	152	152	21	21		
DIV. I NON-CONF.	5- 6	187	1- 0	183	323	179	179	19	19		

TOTALS	RPI 1-25	RPI 26-50	W-L RECORDS	RPI 51-100	RPI 101-999	RPI 201+					
13- 9	0- 0	0- 1	OVERALL	0- 3	13- 5	10- 2					
8- 2	0- 0	0- 0	HOME	0- 1	8- 1	5- 0					
5- 7	0- 0	0- 1	AWAY	0- 2	5- 4	5- 2					
0- 0	0- 0	0- 0	NEUTRAL	0- 0	0- 0	0- 0					
5- 6	0- 0	0- 1	NON-CONFERENCE	0- 1	5- 4	4- 1					
3- 1	0- 0	0- 0	HOME	0- 0	3- 1	2- 0					
2- 5	0- 0	0- 1	AWAY	0- 1	2- 3	2- 1					
0- 0	0- 0	0- 0	NEUTRAL	0- 0	0- 0	0- 0					
8- 3	0- 0	0- 0	CONFERENCE	0- 2	8- 1	6- 1					
5- 1	0- 0	0- 0	HOME	0- 1	5- 0	3- 0					
3- 2	0- 0	0- 0	AWAY	0- 1	3- 1	3- 1					
0- 0	0- 0	0- 0	NEUTRAL	0- 0	0- 0	0- 0					

RPI 1-25				RPI 26-50				RPI 51-100				RPI 101+ Team's RPI: 152			
RPI	S	Opponent	Score	RPI	S	Opponent	Score	RPI	S	Opponent	Score	RPI	S	Opponent	Score
				46	A	Minnesota	68 112	57	A	UC Davis	77 85	137	H	Robert Morris	50 66
								57	H	UC Davis	76 80	150	A	San Francisco	71 83
								77	A	Saint Mary's (CA)	64 82	150	H	San Francisco	88 83
												172	H	UC Irvine	79 76
												180	A	Eastern Wash.	72 75
												201	H	CSUN	84 71
												204	A	UC Santa Barbara	68 73
												224	H	CSU Bakersfield	59 57
												232	A	UC Riverside	87 82
												232	H	UC Riverside	91 73
												253	H	Hawaii	52 50
												264	H	Grand Canyon	75 69
												282	A	North Dakota St.	73 69
												313	A	Cal St. Fullerton	72 63
												318	A	Northern Ariz.	89 73
												325	A	Long Beach St.	75 64
												325	H	Long Beach St.	70 61
												327	A	Utah Valley	70 89

LAST 12 Division I GAMES:															
				325	H	Long Beach St.	70 61	57	H	UC Davis	76 80				
				57	A	UC Davis	77 85	172	H	UC Irvine	79 76				
				232	H	UC Riverside	91 73	201	H	CSUN	84 71				
				253	H	Hawaii	52 50	204	A	UC Santa Barbara	68 73				
				313	A	Cal St. Fullerton	72 63	232	A	UC Riverside	87 82				
				325	A	Long Beach St.	75 64	224	H	CSU Bakersfield	59 57				

Non-Div I Games: Cal St. Monterey Bay77 44

Cal Poly

C
a
l
P
o
l
y

Cal St. Fullerton				Through Games Of Feb. 11, 2018						
Average RPI Win:	297	WON-LOST	WINNING	LAST 10	STRENGTH OF	OPP. STRENGTH	TEAM	ADJ.	CONF.	ADJ CONF.
Average RPI Loss:	189	RECORD	PCT. RANK	GAMES	SCHEDULE	OF SCHEDULE	RPI	RPI	RPI	RPI
DIV. I ONLY	6- 16	289	2- 8	298	267	313	313	21	21	
DIV. I NON-CONF.	4- 8	239	1- 1	305	327	288	288	19	19	

TOTALS	RPI 1-25		RPI 26-50		W-L RECORDS	RPI 51-100	RPI 101-999		RPI 201+	
6- 16	0- 0		0- 0		OVERALL	0- 1	6- 15		6- 6	
4- 6	0- 0		0- 0		HOME	0- 0	4- 6		4- 1	
2- 9	0- 0		0- 0		AWAY	0- 1	2- 8		2- 5	
0- 1	0- 0		0- 0		NEUTRAL	0- 0	0- 1		0- 0	
4- 8	0- 0		0- 0		NON-CONFERENCE	0- 0	4- 8		4- 3	
2- 2	0- 0		0- 0		HOME	0- 0	2- 2		2- 0	
2- 5	0- 0		0- 0		AWAY	0- 0	2- 5		2- 3	
0- 1	0- 0		0- 0		NEUTRAL	0- 0	0- 1		0- 0	
2- 8	0- 0		0- 0		CONFERENCE	0- 1	2- 7		2- 3	
2- 4	0- 0		0- 0		HOME	0- 0	2- 4		2- 1	
0- 4	0- 0		0- 0		AWAY	0- 1	0- 3		0- 2	
0- 0	0- 0		0- 0		NEUTRAL	0- 0	0- 0		0- 0	

RPI 1-25				RPI 26-50				RPI 51-100				RPI 101+ Team's RPI: 313					
RPI	S	Opponent	Score	RPI	S	Opponent	Score	RPI	S	Opponent	Score	RPI	S	Opponent	Score		
								57	A	UC Davis	53	67	135	H	UTEP	91	92
													149	A	Idaho	60	80
													152	H	Cal Poly	63	72
													171	A	Pacific	65	81
													172	H	UC Irvine	60	76
													181	H	Denver	58	83
													194	N	Oral Roberts	50	60
													201	A	CSUN	41	65
													201	H	CSUN	68	70
													204	H	UC Santa Barbara	52	59
													224	A	CSU Bakersfield	43	55
													232	A	UC Riverside	50	63
													240	A	Montana	47	68
													251	A	San Diego St.	58	59
													253	A	Hawaii	54	59
													253	H	Hawaii	69	57
													274	A	Santa Clara	73	69
													295	H	UTSA	55	46
													309	H	Portland	66	61
													325	H	Long Beach St.	67	61
													327	A	Utah Valley	73	36
LAST 12 Division I GAMES:																	
				204	H	UC Santa Barbara	52	59	232	A	UC Riverside	50	63				
				253	A	Hawaii	54	59	325	H	Long Beach St.	67	61				
				172	H	UC Irvine	60	76	201	H	CSUN	68	70				
				152	H	Cal Poly	63	72	253	H	Hawaii	69	57				
				57	A	UC Davis	53	67	135	H	UTEP	91	92				
				201	A	CSUN	41	65	327	A	Utah Valley	73	36				

Non-Div I Games: Antelope Valley 74 48

Cal St. Fullerton

C
a
l
i
f
o
r
n
i
a

Cal i forni a					Through Games Of Feb. 11, 2018						
Average RPI	Win:	158	WON-LOST	WINNING	LAST 10	STRENGTH OF	OPP. STRENGTH	TEAM	ADJ.	CONF.	ADJ CONF.
Average RPI	Loss:	20	RECORD	PCT. RANK	GAMES	SCHEDULE	OF SCHEDULE	RPI	RPI	RPI	RPI
DIV. I ONLY		17- 8	71	6- 4	33	51	34	34	5	5	
DIV. I NON-CONF.		9- 2	33	0- 0	40	89	21	21	3	3	

TOTALS		RPI 1-25		RPI 26-50	W-L RECORDS		RPI 51-100	RPI 101-999		RPI 201+	
17- 8		0- 5		0- 3	OVERALL		6- 0	11- 0		6- 0	
11- 3		0- 2		0- 1	HOME		4- 0	7- 0		4- 0	
6- 5		0- 3		0- 2	AWAY		2- 0	4- 0		2- 0	
0- 0		0- 0		0- 0	NEUTRAL		0- 0	0- 0		0- 0	
9- 2		0- 2		0- 0	NON-CONFERENCE		2- 0	7- 0		4- 0	
5- 1		0- 1		0- 0	HOME		1- 0	4- 0		3- 0	
4- 1		0- 1		0- 0	AWAY		1- 0	3- 0		1- 0	
0- 0		0- 0		0- 0	NEUTRAL		0- 0	0- 0		0- 0	
8- 6		0- 3		0- 3	CONFERENCE		4- 0	4- 0		2- 0	
6- 2		0- 1		0- 1	HOME		3- 0	3- 0		1- 0	
2- 4		0- 2		0- 2	AWAY		1- 0	1- 0		1- 0	
0- 0		0- 0		0- 0	NEUTRAL		0- 0	0- 0		0- 0	

RPI 1-25				RPI 26-50				Team's RPI: 34				RPI 51-100				RPI 101+			
RPI	S	Opponent	Score	RPI	S	Opponent	Score	RPI	S	Opponent	Score	RPI	S	Opponent	Score	RPI	S	Opponent	Score
2	A	UConn	47 82	33	A	Ari zona St.	71 80	51	A	Southern Cal i forni a	62 59	125	H	BYU	70 45				
10	A	UCLA	52 60	33	H	Ari zona St.	42 57	51	H	Southern Cal i forni a	76 64	128	A	Brown	89 79				
10	H	UCLA	46 82	47	A	Oregon St.	48 68	77	H	Saint Mary' s (CA)	87 80	142	H	Col orado	78 76				
11	A	Oregon	54 91					87	H	Washi ngton St.	66 60	171	A	Paci fic	92 85				
16	H	Mi ssouri	52 55					91	H	Utah	84 73	175	H	Washi ngton	69 60				
								97	A	Kentucky	62 52	202	H	San Diego	89 64				
												218	H	Seattle U	87 67				
												247	H	Manhattan	87 66				
												274	A	Santa Clara	79 41				
												277	A	Ari zona	53 51				
												277	H	Ari zona	63 39				
LAST 12 Di vi si on I GAMES:																			
				91	H	Utah	84 73					51	A	Southern Cal i forni a	62 59				
				142	H	Col orado	78 76					10	A	UCLA	52 60				
				47	A	Oregon St.	48 68					87	H	Washing ton St.	66 60				
				11	A	Oregon	54 91					175	H	Washi ngton	69 60				
				33	H	Ari zona St.	42 57					277	A	Ari zona	53 51				
				277	H	Ari zona	63 39					33	A	Ari zona St.	71 80				

Non-Di v I Games:

Cal i forni a

C
a
l
i
f
o
r
n
i
a

Average RPI Win:	280	WON-LOST	WINNING	LAST 10	STRENGTH OF	OPP. STRENGTH	TEAM	ADJ.	CONF.	ADJ CONF.
Average RPI Loss:	179	RECORD	PCT. RANK	GAMES	SCHEDULE	OF SCHEDULE	RPI	RPI	RPI	RPI
DIV. I ONLY	10- 11	193	4- 6	305	307	249	249	27	27	
DIV. I NON-CONF.	5- 4	146	0- 0	321	287	230	230	28	28	

TOTALS	RPI 1-25	RPI 26-50	W-L RECORDS	RPI 51-100	RPI 101-999	RPI 201+				
10- 11	0- 0	0- 0	OVERALL	0- 3	10- 8	9- 4				
4- 6	0- 0	0- 0	HOME	0- 2	4- 4	4- 1				
6- 5	0- 0	0- 0	AWAY	0- 0	6- 3	5- 3				
0- 0	0- 0	0- 0	NEUTRAL	0- 0	0- 0	0- 0				
5- 4	0- 0	0- 0	NON-CONFERENCE	0- 1	5- 3	5- 1				
2- 2	0- 0	0- 0	HOME	0- 1	2- 1	2- 0				
3- 2	0- 0	0- 0	AWAY	0- 0	3- 2	3- 1				
0- 0	0- 0	0- 0	NEUTRAL	0- 0	0- 0	0- 0				
5- 7	0- 0	0- 0	CONFERENCE	0- 2	5- 5	4- 3				
2- 4	0- 0	0- 0	HOME	0- 1	2- 3	2- 1				
3- 3	0- 0	0- 0	AWAY	0- 1	3- 2	2- 2				
0- 0	0- 0	0- 0	NEUTRAL	0- 0	0- 0	0- 0				

RPI 1-25				RPI 26-50				RPI 51-100				RPI 101+ Team's RPI : 249					
RPI	S	Opponent	Score	RPI	S	Opponent	Score	RPI	S	Opponent	Score	RPI	S	Opponent	Score		
								56	H	Mercer	57	58	156	H	Radford	50	51
								88	A	Liberty	42	60	165	A	Kansas	48	66
								88	H	Liberty	33	46	174	A	High Point	51	44
												174	H	High Point	53	62	
												200	H	Norfolk St.	27	53	
												220	A	UNCG	72	61	
												221	A	Gardner-Webb	73	44	
												229	H	UNC Asheville	52	60	
												237	A	Howard	61	63	
												255	A	Col. of Charleston	53	45	
												269	A	Presbyterian	59	65	
												288	H	USC Upstate	69	49	
												306	A	Charleston So.	59	63	
												306	H	Charleston So.	58	49	
												312	H	Western Caro.	58	51	
												335	A	N. C. Central	58	51	
												341	A	Wintthrop	72	48	
												349	H	Longwood	58	48	

LAST 12 Division I GAMES:																	
				88	H	Liberty	33	46	88	A	Liberty	42	60				
				306	A	Charleston So.	59	63	174	H	High Point	53	62				
				174	A	High Point	51	44	269	A	Presbyterian	59	65				
				156	H	Radford	50	51	306	H	Charleston So.	58	49				
				349	H	Longwood	58	48	341	A	Wintthrop	72	48				
				221	A	Gardner-Webb	73	44	229	H	UNC Asheville	52	60				

Non-Div I Games: Columbia Int'l 78 39 William Peace 94 42

Campbell

Average RPI Win: 280		WON-LOST	WINNING	LAST 10	STRENGTH OF	OPP. STRENGTH	TEAM	ADJ.	CONF.	ADJ CONF.
Average RPI Loss: 184		RECORD	PCT. RANK	GAMES	SCHEDULE	OF SCHEDULE	RPI	RPI	RPI	RPI
DIV. I ONLY		8- 17	266	5- 5	282	301	286	286	28	28
DIV. I NON-CONF.		2- 9	295	0- 0	238	279	306	306	26	26

TOTALS		RPI 1-25		RPI 26-50	W-L RECORDS		RPI 51-100	RPI 101-999	RPI 201+	
8- 17	0- 1			0- 0	OVERALL		0- 3	8- 13	8- 9	
4- 8	0- 0			0- 0	HOME		0- 1	4- 7	4- 6	
4- 8	0- 0			0- 0	AWAY		0- 1	4- 0	4- 0	
0- 1	0- 0			0- 0	NEUTRAL		0- 0	0- 1	0- 0	
2- 9	0- 1			0- 0	NON-CONFERENCE		0- 1	2- 7	2- 5	
1- 4	0- 0			0- 0	HOME		0- 0	1- 4	1- 4	
1- 4	0- 1			0- 0	AWAY		0- 1	1- 2	1- 1	
0- 1	0- 0			0- 0	NEUTRAL		0- 0	0- 1	0- 0	
6- 8	0- 0			0- 0	CONFERENCE		0- 2	6- 6	6- 4	
3- 4	0- 0			0- 0	HOME		0- 1	3- 3	3- 2	
3- 4	0- 0			0- 0	AWAY		0- 1	3- 3	3- 2	
0- 0	0- 0			0- 0	NEUTRAL		0- 0	0- 0	0- 0	

RPI 1-25				RPI 26-50				RPI 51-100				RPI 101+				Team's RPI: 286	
RPI	S	Opponent	Score	RPI	S	Opponent	Score	RPI	S	Opponent	Score	RPI	S	Opponent	Score		
21	A	Buffalo	47 73					55	A	Quinnipiac	39 64	114	N	Middle Tenn.	45 55		
								55	H	Quinnipiac	55 84	126	A	Bucknell	57 76		
								90	A	Miami (OH)	47 72	170	A	Marist	47 58		
												170	H	Marist	53 78		
												203	A	Bowling Green	71 57		
												207	H	Siena	65 57		
												216	H	Morehead St.	52 76		
												219	H	Oakland	48 83		
												246	H	Niagara	64 60		
												247	A	Manhattan	39 58		
												247	H	Manhattan	56 59		
												256	H	St. Bonaventure	71 69		
												258	H	Fairfield	52 56		
												266	H	Cornell	59 67		
												273	A	Rider	54 70		
												278	H	Colgate	63 70		
												297	A	Monmouth	60 48		
												321	A	UTRGV	46 63		
												340	A	Iona	53 49		
												345	A	Saint Peter's	66 53		
												345	H	Saint Peter's	52 49		
LAST 12 Division I GAMES:																	
170	A	Marist	47 58	297	A	Monmouth	60 48										
55	A	Quinnipiac	39 64	345	A	Saint Peter's	66 53										
345	H	Saint Peter's	52 49	207	H	Siena	65 57										
246	H	Niagara	64 60	247	H	Manhattan	56 59										
170	H	Marist	53 78	273	A	Rider	54 70										
55	H	Quinnipiac	55 84	247	A	Manhattan	39 58										

Non-Div I Games:

Canisius

Average RPI Win:	260	WON-LOST	WINNING	LAST 10	STRENGTH OF	OPP. STRENGTH	TEAM	ADJ.	CONF.	ADJ CONF.
Average RPI Loss:	115	RECORD	PCT. RANK	GAMES	SCHEDULE	OF SCHEDULE	RPI	RPI	RPI	RPI
DIV. I ONLY	12- 7	100	7- 3	257	206	130	130	26	26	
DIV. I NON-CONF.	3- 4	209	0- 0	44	21	79	79	25	25	

TOTALS	RPI 1-25	RPI 26-50	W-L RECORDS	RPI 51-100	RPI 101-999	RPI 201+				
12- 7	0- 3	0- 0	OVERALL	0- 0	12- 4	10- 2				
6- 1	0- 0	0- 0	HOME	0- 0	6- 1	5- 1				
4- 6	0- 0	0- 0	AWAY	0- 0	4- 0	4- 0				
2- 0	0- 0	0- 0	NEUTRAL	0- 0	2- 0	1- 0				
3- 4	0- 3	0- 0	NON-CONFERENCE	0- 0	3- 1	2- 0				
1- 0	0- 0	0- 0	HOME	0- 0	1- 0	1- 0				
0- 4	0- 3	0- 0	AWAY	0- 0	0- 1	0- 0				
2- 0	0- 0	0- 0	NEUTRAL	0- 0	2- 0	1- 0				
9- 3	0- 0	0- 0	CONFERENCE	0- 0	9- 3	8- 2				
5- 1	0- 0	0- 0	HOME	0- 0	5- 1	4- 1				
4- 2	0- 0	0- 0	AWAY	0- 0	4- 2	4- 1				
0- 0	0- 0	0- 0	NEUTRAL	0- 0	0- 0	0- 0				

RPI 1-25				RPI 26-50				RPI 51-100				RPI 101+ Team's RPI: 130			
RPI	S	Opponent	Score	RPI	S	Opponent	Score	RPI	S	Opponent	Score	RPI	S	Opponent	Score
7	A	Tennessee	34 77									110	H	Lamar University	51 39
8	A	Baylor	55 86									122	A	South Ala.	43 64
18	A	Texas A&M	61 72									133	A	SFA	46 59
												141	N	Clemson	53 47
												214	H	Abilene Christian	63 45
												226	H	New Orleans	48 52
												250	A	Nicholls St.	69 48
												257	A	A&M-Corpus Christi	58 50
												282	N	North Dakota St.	68 45
												292	A	Southeastern La.	70 78
												292	H	Southeastern La.	63 47
												300	H	Alcorn	75 52
												311	A	Northwestern St.	61 53
												314	A	Incarinate Word	57 35
												322	H	Houston Baptist	64 56
												330	H	Sam Houston St.	69 44
LAST 12 Division I GAMES:															
322	H	Houston Baptist	64 56	250	A	Nicholls St.	69 48								
292	A	Southeastern La.	70 78	314	A	Incarinate Word	57 35								
311	A	Northwestern St.	61 53	110	H	Lamar University	51 39								
133	A	SFA	46 59	330	H	Sam Houston St.	69 44								
214	H	Abilene Christian	63 45	292	H	Southeastern La.	63 47								
226	H	New Orleans	48 52	257	A	A&M-Corpus Christi	58 50								

Non-Div I Games: Central Baptist 75 34 Williams Baptist 77 31 Crowley's Ridge 106 23 Hendrix 79 22 Central Ark.

Average RPI Win:	295	WON-LOST	WINNING	LAST 10	STRENGTH OF	OPP. STRENGTH	TEAM	ADJ.	CONF.	ADJ CONF.
Average RPI Loss:	172	RECORD	PCT. RANK	GAMES	SCHEDULE	OF SCHEDULE	RPI	RPI	RPI	RPI
DIV. I ONLY	5- 18	310	4- 6	146	315	291	291	29	29	
DIV. I NON-CONF.	0- 11	337	0- 0	48	184	285	285	29	29	

TOTALS	RPI 1-25	RPI 26-50	W-L RECORDS	RPI 51-100	RPI 101-999	RPI 201+				
5- 18	0- 0	0- 1	OVERALL	0- 4	5- 13	5- 7				
4- 7	0- 0	0- 0	HOME	0- 1	4- 6	4- 4				
1- 11	0- 0	0- 1	AWAY	0- 3	1- 7	1- 3				
0- 0	0- 0	0- 0	NEUTRAL	0- 0	0- 0	0- 0				
0- 11	0- 0	0- 1	NON-CONFERENCE	0- 4	0- 6	0- 2				
0- 4	0- 0	0- 0	HOME	0- 1	0- 3	0- 1				
0- 7	0- 0	0- 1	AWAY	0- 3	0- 3	0- 1				
0- 0	0- 0	0- 0	NEUTRAL	0- 0	0- 0	0- 0				
5- 7	0- 0	0- 0	CONFERENCE	0- 0	5- 7	5- 5				
4- 3	0- 0	0- 0	HOME	0- 0	4- 3	4- 3				
1- 4	0- 0	0- 0	AWAY	0- 0	1- 4	1- 2				
0- 0	0- 0	0- 0	NEUTRAL	0- 0	0- 0	0- 0				

RPI 1-25				RPI 26-50				RPI 51-100				RPI 101+ Team's RPI: 291			
RPI	S	Opponent	Score	RPI	S	Opponent	Score	RPI	S	Opponent	Score	RPI	S	Opponent	Score
				29	A	Virginia	59 103	53	A	West Virginia	52 102	117	H	Yale	62 75
								67	A	Duquesne	58 83	120	A	Saint Francis (PA)	59 87
								80	H	Albany (NY)	60 72	128	H	Brown	55 78
								83	A	Penn St.	66 83	137	A	Robert Morris	47 66
												154	A	Hartford	52 68
												197	A	Stony Brook	55 60
												262	H	Mt. St. Mary's	56 68
												265	H	Morgan St.	41 61
												272	H	LIU Brooklyn	54 61
												276	A	Fairleigh Dickinson	49 78
												276	H	Fairleigh Dickinson	76 56
												280	H	St. Francis Brooklyn	70 78
												287	A	Vermont	48 62
												289	A	Sacred Heart	73 71
												289	H	Sacred Heart	69 59
												294	A	Bryant	50 66
												294	H	Bryant	66 59
												328	H	Wagner	59 56
LAST 12 Division I GAMES:															
294	H	Bryant	66 59	280	H	St. Francis Brooklyn	70 78								
276	H	Fairleigh Dickinson	76 56	276	A	Fairleigh Dickinson	49 78								
289	A	Sacred Heart	73 71	289	H	Sacred Heart	69 59								
137	A	Robert Morris	47 66	294	A	Bryant	50 66								
120	A	Saint Francis (PA)	59 87	328	H	Wagner	59 56								
272	H	LIU Brooklyn	54 61	262	H	Mt. St. Mary's	56 68								

Non-Div I Games:

Central Conn. St.

Average RPI Win: 145

Average RPI Loss: 55

WON-LOST
RECORDWINNING
PCT. RANKLAST 10
GAMESSTRENGTH OF
SCHEDULEOPP. STRENGTH
OF SCHEDULETEAM
RPIADJ.
RPICONF.
RPIADJ CONF.
RPIDIV. I ONLY
DIV. I NON-CONF.19- 3
7- 310
7410- 0
0- 092
17774
5428
8628
867
87
8

TOTALS

RPI 1-25

RPI 26-50

W-L RECORDS

RPI 51-100

RPI 101-999

RPI 201+

19- 3

1- 0

1- 1

OVERALL

4- 2

13- 0

7- 0

8- 2

1- 0

0- 1

HOME

2- 1

5- 0

2- 0

9- 1

0- 0

1- 0

AWAY

2- 1

6- 0

4- 0

2- 0

0- 0

0- 0

NEUTRAL

0- 0

2- 0

1- 0

7- 3

0- 0

0- 1

NON-CONFERENCE

0- 2

7- 0

4- 0

2- 2

0- 0

0- 1

HOME

0- 1

2- 0

1- 0

3- 1

0- 0

0- 0

AWAY

0- 1

3- 0

2- 0

2- 0

0- 0

0- 0

NEUTRAL

0- 0

2- 0

1- 0

12- 0

1- 0

1- 0

CONFERENCE

4- 0

6- 0

3- 0

6- 0

1- 0

0- 0

HOME

2- 0

3- 0

1- 0

6- 0

0- 0

1- 0

AWAY

2- 0

3- 0

2- 0

0- 0

0- 0

0- 0

NEUTRAL

0- 0

0- 0

0- 0

RPI 1-25

RPI 26-50

Team's RPI: 28

RPI 51-100

RPI 101+

RPI	S	Opponent	Score
21	H	Buffalo	86 79

RPI	S	Opponent	Score
41	A	Ball St.	69 65
42	H	Purdue	69 79

RPI	S	Opponent	Score
55	H	Quinnipiac	70 84
64	H	Toledo	85 47
67	A	Duquesne	61 64
76	A	Ohio	74 72
76	H	Ohio	82 58
90	A	Miami (OH)	84 66

RPI	S	Opponent	Score
109	H	Western Mich.	74 70
119	N	Iowa St.	81 60
121	H	Vanderbilt	92 75
124	A	Northern Ill.	81 78
140	A	SIUE	94 56
145	H	Kent St.	88 84
203	H	Bowling Green	90 54
211	A	Akron	95 86
219	A	Oakland	103 85
222	A	Eastern Mich.	95 72
251	N	San Diego St.	85 76
255	H	Col. of Charleston	79 58
263	A	Indiana St.	77 67

LAST 12 Division I GAMES:

64	H	Toledo	85 47
76	A	Ohio	74 72
222	A	Eastern Mich.	95 72
21	H	Buffalo	86 79
109	H	Western Mich.	74 70
211	A	Akron	95 86

124	A	Northern Ill.	81 78
145	H	Kent St.	88 84
203	H	Bowling Green	90 54
90	A	Miami (OH)	84 66
76	H	Ohio	82 58
41	A	Ball St.	69 65

Non-Div I Games:

Aquinas

96 47

Central Mich.

Average RPI		Win: 308	Loss: 193	WON-LOST RECORD	WINNING PCT. RANK	LAST 10 GAMES	STRENGTH OF SCHEDULE	OPP. STRENGTH OF SCHEDULE	TEAM RPI	ADJ. RPI	CONF. RPI	ADJ. CONF. RPI
DIV. I ONLY				7- 13	255	4- 6	324	329	306	306	27	27
DIV. I NON-CONF.				2- 6	280	0- 0	334	256	334	334	28	28
TOTALS		RPI 1-25		RPI 26-50		W-L RECORDS	RPI 51-100		RPI 101-999		RPI 201+	
7- 13		0- 0		0- 0		OVERALL	0- 2		7- 11		7- 6	
4- 5		0- 0		0- 0		HOME	0- 0		4- 5		4- 3	
3- 7		0- 0		0- 0		AWAY	0- 0		3- 3		3- 2	
0- 1		0- 0		0- 0		NEUTRAL	0- 0		0- 1		0- 0	
2- 6		0- 0		0- 0		NON-CONFERENCE	0- 1		2- 5		2- 3	
1- 2		0- 0		0- 0		HOME	0- 0		1- 2		1- 2	
1- 3		0- 0		0- 0		AWAY	0- 1		1- 2		1- 1	
0- 1		0- 0		0- 0		NEUTRAL	0- 0		0- 1		0- 0	
5- 7		0- 0		0- 0		CONFERENCE	0- 1		5- 6		5- 3	
3- 3		0- 0		0- 0		HOME	0- 0		3- 3		3- 1	
2- 4		0- 0		0- 0		AWAY	0- 1		2- 3		2- 2	
0- 0		0- 0		0- 0		NEUTRAL	0- 0		0- 0		0- 0	

RPI 1-25				RPI 26-50				RPI 51-100				RPI 101+				Team's RPI : 306	
RPI	S	Opponent	Score	RPI	S	Opponent	Score	RPI	S	Opponent	Score	RPI	S	Opponent	Score		
								65	A	Georgia Tech	51	78	141	A	Clemson	30	66
								88	A	Liberty	53	63	154	N	Hartford	43	62
												156	A	Radford	57	74	
												156	H	Radford	56	61	
												174	H	High Point	74	75	
												221	A	Gardner-Webb	52	68	
												229	H	UNC Asheville	61	78	
												249	A	Campbell	49	58	
												249	H	Campbell	63	59	
												261	H	Lipscomb	54	58	
												269	A	Presbyterian	64	61	
												298	H	Coppin St.	72	58	
												301	A	Wofford	68	45	
												303	A	FIU	70	77	
												317	H	South Carolina St.	58	60	
												341	H	Winthrop	81	45	
												349	A	Longwood	78	61	
												349	H	Longwood	73	57	
LAST 12 Division I GAMES:																	
				156	A	Radford	57	74	221	A	Gardner-Webb	52	68				
				249	H	Campbell	63	59	341	H	Winthrop	81	45				
				349	A	Longwood	78	61	156	H	Radford	56	61				
				269	A	Presbyterian	64	61	249	A	Campbell	49	58				
				174	H	High Point	74	75	88	A	Liberty	53	63				
				229	H	UNC Asheville	61	78	349	H	Longwood	73	57				

Non-Div I Games:	Erski ne	79	43	Southern Wesl eyan	94	56
------------------	----------	----	----	--------------------	----	----

Charleston So.

■ Loss, ■ Non-Conf, S Site, H Home A Away N Neutral

Average RPI Win:	252	WON-LOST	WINNING	LAST 10	STRENGTH OF	OPP. STRENGTH	TEAM	ADJ.	CONF.	ADJ CONF.
Average RPI Loss:	112	RECORD	PCT. RANK	GAMES	SCHEDULE	OF SCHEDULE	RPI	RPI	RPI	RPI
DIV. I ONLY	10- 13	210	6- 4	130	168	186	186	18	18	
DIV. I NON-CONF.	4- 9	249	1- 1	84	86	207	207	20	20	

TOTALS	RPI 1-25	RPI 26-50	W-L RECORDS	RPI 51-100	RPI 101-999	RPI 201+				
10- 13	0- 2	0- 1	OVERALL	1- 3	9- 7	7- 2				
7- 3	0- 1	0- 0	HOME	1- 2	6- 0	5- 0				
3- 8	0- 0	0- 0	AWAY	0- 1	3- 7	2- 2				
0- 2	0- 1	0- 1	NEUTRAL	0- 0	0- 0	0- 0				
4- 9	0- 2	0- 1	NON-CONFERENCE	1- 2	3- 4	3- 1				
3- 2	0- 1	0- 0	HOME	1- 1	2- 0	2- 0				
1- 5	0- 0	0- 0	AWAY	0- 1	1- 4	1- 1				
0- 2	0- 1	0- 1	NEUTRAL	0- 0	0- 0	0- 0				
6- 4	0- 0	0- 0	CONFERENCE	0- 1	6- 3	4- 1				
4- 1	0- 0	0- 0	HOME	0- 1	4- 0	3- 0				
2- 3	0- 0	0- 0	AWAY	0- 0	2- 3	1- 1				
0- 0	0- 0	0- 0	NEUTRAL	0- 0	0- 0	0- 0				

RPI 1-25				RPI 26-50				RPI 51-100				RPI 101+ Team's RPI: 186			
RPI	S	Opponent	Score	RPI	S	Opponent	Score	RPI	S	Opponent	Score	RPI	S	Opponent	Score
20	N	Iowa	64 77	37	N	South Dakota St.	70 71	56	H	Mercer	74 90	106	A	Wake Forest	69 71
25	H	Rutgers	54 77					67	H	Duquesne	75 72	114	A	Middle Tenn.	45 64
								93	A	Arkansas	72 73	135	A	UTEP	58 67
								98	H	Rice	55 62	158	A	Davidson	66 68
												185	A	Wisconsin	66 80
												196	A	Southern Miss.	85 79
												196	H	Southern Miss.	66 56
												208	A	East Carolina	55 58
												223	A	North Texas	68 73
												229	A	UNC Asheville	51 47
												284	A	Old Dominion	63 60
												295	H	UTSA	88 75
												298	H	Coppin St.	78 49
												303	H	FIU	80 57
												317	H	South Carolina St.	64 49
												334	H	Marshall	67 61

LAST 12 Division I GAMES:															
295	H	UTSA	88 75	223	A	North Texas	68 73								
303	H	FIU	80 57	135	A	UTEP	58 67								
334	H	Marshall	67 61	284	A	Old Dominion	63 60								
114	A	Middle Tenn.	45 64	196	H	Southern Miss.	66 56								
196	A	Southern Miss.	85 79	56	H	Mercer	74 90								
98	H	Rice	55 62	317	H	South Carolina St.	64 49								

Non-Div I Games:

Charlotte

Loss,
Non-Conf, S Site,
H Home
A Away
N Neutral

Average RPI Win:	192	WON-LOST	WINNING	LAST 10	STRENGTH OF	OPP. STRENGTH	TEAM	ADJ.	CONF.	ADJ CONF.
Average RPI Loss:	91	RECORD	PCT. RANK	GAMES	SCHEDULE	OF SCHEDULE	RPI	RPI	RPI	RPI
DIV. I ONLY	15- 9	101	6- 4	119	104	100	100	17	17	
DIV. I NON-CONF.	9- 5	99	1- 1	58	44	61	61	16	16	

TOTALS	RPI 1-25	RPI 26-50	W-L RECORDS	RPI 51-100	RPI 101-999	RPI 201+				
15- 9	0- 1	1- 2	OVERALL	2- 2	12- 4	7- 0				
7- 4	0- 0	1- 1	HOME	0- 2	6- 1	4- 0				
5- 4	0- 1	0- 0	AWAY	1- 0	4- 3	3- 0				
3- 1	0- 0	0- 1	NEUTRAL	1- 0	2- 0	0- 0				
9- 5	0- 1	1- 2	NON-CONFERENCE	2- 1	6- 1	2- 0				
4- 2	0- 0	1- 1	HOME	0- 1	3- 0	2- 0				
2- 2	0- 1	0- 0	AWAY	1- 0	1- 1	0- 0				
3- 1	0- 0	0- 1	NEUTRAL	1- 0	2- 0	0- 0				
6- 4	0- 0	0- 0	CONFERENCE	0- 1	6- 3	5- 0				
3- 2	0- 0	0- 0	HOME	0- 1	3- 1	2- 0				
3- 2	0- 0	0- 0	AWAY	0- 0	3- 2	3- 0				
0- 0	0- 0	0- 0	NEUTRAL	0- 0	0- 0	0- 0				

RPI	S	Opponent	Score	RPI	S	Opponent	Score	RPI	S	Opponent	Score	RPI	S	Opponent	Score
12	A	Green Bay	30 60	35	N	Princeton	49 59	56	H	Mercer	50 71	123	A	ETSU	58 65
				40	H	FGCU	68 61	66	H	Virginia Tech	44 64	123	H	ETSU	55 61
				43	H	UCF	57 58	74	A	Indiana	64 61	132	N	Georgetown	54 41
								96	N	Auburn	50 41	159	H	Samford	68 58
												163	A	Florida	65 60
												173	A	Stetson	67 78
												184	N	Northwestern	61 44
												188	A	Furman	57 58
												191	H	UT Martin	87 82
												205	H	Hampton	64 52
												220	A	UNCG	73 57
												220	H	UNCG	49 42
												269	H	Presbyter ian	71 51
												301	A	Wofford	54 47
												312	A	Western Caro.	58 41
												312	H	Western Caro.	47 32

LAST 12 Division I GAMES:															
123	H	ETSU	55 61	301	A	Wofford	54 47	123	A	ETSU	58 65				
220	A	UNCG	73 57	123	A	ETSU	58 65	312	H	Western Caro.	47 32				
312	A	Western Caro.	58 41	220	H	UNCG	49 42	205	H	Hampton	64 52				
56	H	Mercer	50 71	35	N	Princeton	49 59								
159	H	Samford	68 58												
188	A	Furman	57 58												

Non-Div I Games:

Chattanooga

Average RPI Win:	327	WON-LOST	WINNING	LAST 10	STRENGTH OF	OPP. STRENGTH	TEAM	ADJ.	CONF.	ADJ CONF.
Average RPI Loss:	206	RECORD	PCT. RANK	GAMES	SCHEDULE	OF SCHEDULE	RPI	RPI	RPI	RPI
DIV. I ONLY	1- 24	348	1- 9	226	340	339	339	30	30	
DIV. I NON-CONF.	0- 15	337	0- 2	198	289	339	339	31	31	

TOTALS	RPI 1-25	RPI 26-50	W-L RECORDS	RPI 51-100	RPI 101-999	RPI 201+				
1- 24	0- 0	0- 0	OVERALL	0- 2	1- 22	1- 14				
0- 11	0- 0	0- 0	HOME	0- 0	0- 11	0- 7				
1- 12	0- 0	0- 0	AWAY	0- 2	1- 10	1- 7				
0- 1	0- 0	0- 0	NEUTRAL	0- 0	0- 1	0- 0				
0- 15	0- 0	0- 0	NON-CONFERENCE	0- 2	0- 13	0- 5				
0- 7	0- 0	0- 0	HOME	0- 0	0- 7	0- 3				
0- 7	0- 0	0- 0	AWAY	0- 2	0- 5	0- 2				
0- 1	0- 0	0- 0	NEUTRAL	0- 0	0- 1	0- 0				
1- 9	0- 0	0- 0	CONFERENCE	0- 0	1- 9	1- 9				
0- 4	0- 0	0- 0	HOME	0- 0	0- 4	0- 4				
1- 5	0- 0	0- 0	AWAY	0- 0	1- 5	1- 5				
0- 0	0- 0	0- 0	NEUTRAL	0- 0	0- 0	0- 0				

RPI 1-25				RPI 26-50				RPI 51-100				RPI 101+				Team's RPI: 339	
RPI	S	Opponent	Score	RPI	S	Opponent	Score	RPI	S	Opponent	Score	RPI	S	Opponent	Score		
								84	A	Kansas St.	51	99	105	A	Western Ill.	54	71
								99	A	Wright St.	39	84	105	H	Western Ill.	45	83
												112	H	Milwaukee	59	84	
												124	H	Northern Ill.	59	80	
												155	A	Wichita St.	63	66	
												166	A	Pittsburgh	49	87	
												184	H	Northwestern	36	63	
												194	N	Oral Roberts	43	73	
												213	A	Illinois	56	66	
												216	H	Morehead St.	40	79	
												218	A	Seattle U	60	72	
												218	H	Seattle U	56	63	
												224	A	CSU Bakersfield	49	63	
												224	H	CSU Bakersfield	36	63	
												241	A	New Mexico St.	59	74	
												264	A	Grand Canyon	36	64	
												264	H	Grand Canyon	43	59	
												279	A	Valparaiso	60	71	
												307	H	Loyola Chicago	28	46	
												308	H	Jackson St.	69	87	
												321	A	UTRGV	44	81	
												327	A	Utah Valley	84	74	
												327	H	Utah Valley	30	68	

LAST 12 Division I GAMES:																	
218	A	Seattle U	60	72	264	A	Grand Canyon	36	64								
327	A	Utah Valley	84	74	327	H	Utah Valley	30	68								
264	H	Grand Canyon	43	59	218	H	Seattle U	56	63								
224	H	CSU Bakersfield	36	63	241	A	New Mexico St.	59	74								
321	A	UTRGV	44	81	166	A	Pittsburgh	49	87								
224	A	CSU Bakersfield	49	63	112	H	Milwaukee	59	84								

Non-Div I Games:

Chicago St.

Clemson				Through Games Of Feb. 11, 2018							
Average RPI	Win:	249	WON-LOST	WINNING	LAST 10	STRENGTH OF	OPP. STRENGTH	TEAM	ADJ.	CONF.	ADJ CONF.
Average RPI	Loss:	48	RECORD	PCT. RANK	GAMES	SCHEDULE	OF SCHEDULE	RPI	RPI	RPI	RPI
DIV. I ONLY			11- 15	218	1- 9	61	66	141	141	1	1
DIV. I NON-CONF.			10- 3	52	0- 0	225	294	110	110	1	1
<hr/>											
TOTALS		RPI 1-25		RPI 26-50		W-L RECORDS		RPI 51-100	RPI 101-999	RPI 201+	
11- 15		0- 7		0- 3		OVERALL		1- 2	10- 3	9- 0	
7- 7		0- 4		0- 1		HOME		0- 1	7- 1	7- 0	
3- 6		0- 2		0- 2		AWAY		1- 1	2- 1	1- 0	
1- 2		0- 1		0- 0		NEUTRAL		0- 0	1- 1	1- 0	
10- 3		0- 2		0- 0		NON-CONFERENCE		1- 0	9- 1	8- 0	
6- 1		0- 1		0- 0		HOME		0- 0	6- 0	6- 0	
3- 0		0- 0		0- 0		AWAY		1- 0	2- 0	1- 0	
1- 2		0- 1		0- 0		NEUTRAL		0- 0	1- 1	1- 0	
1- 12		0- 5		0- 3		CONFERENCE		0- 2	1- 2	1- 0	
1- 6		0- 3		0- 1		HOME		0- 1	1- 1	1- 0	
0- 6		0- 2		0- 2		AWAY		0- 1	0- 1	0- 0	
0- 0		0- 0		0- 0		NEUTRAL		0- 0	0- 0	0- 0	

RPI 1-25				RPI 26-50				RPI 51-100				RPI 101+ Team's RPI: 141			
RPI	S	Opponent	Score	RPI	S	Opponent	Score	RPI	S	Opponent	Score	RPI	S	Opponent	Score
1	A	Notre Dame	37 90	29	A	Virginia	41 70	63	A	Nebraska	67 66	104	A	North Carolina	52 59
4	A	Louisville	46 65	36	A	Syracuse	51 86	65	A	Georgia Tech	33 66	130	N	Central Ark.	47 53
5	H	Florida St.	47 69	48	H	Miami (FL)	60 72	65	H	Georgia Tech	48 60	157	A	Louisiana Tech	55 47
15	H	Duke	35 60									166	H	Pittsburgh	42 58
17	H	NC State	41 62									206	H	Boston College	65 61
19	H	South Carolina	36 66									210	H	Jacksonville St.	53 45
21	N	Buffalo	41 61									270	H	Prairie View	64 58
												290	H	Kennesaw St.	41 28
												297	H	Monmouth	57 54
												303	A	FIU	67 65
												306	H	Charleston So.	66 30
												316	N	Detroit Mercy	72 44
												317	H	South Carolina St.	56 48
LAST 12 Division I GAMES:															
15	H	Duke	35 60	1	A	Notre Dame	37 90	206	H	Boston College	65 61				
4	A	Louisville	46 65	48	H	Miami (FL)	60 72	48	H	Miami (FL)	60 72				
65	H	Georgia Tech	48 60	104	A	North Carolina	52 59	29	A	Virginia	41 70				
166	H	Pittsburgh	42 58	29	A	Virginia	41 70	5	H	Florida St.	47 69				
17	H	NC State	41 62												
36	A	Syracuse	51 86												

Non-Div I Games:

Clemson

Cleveland and St.

Cleveland and St.				Through Games Of Feb. 11, 2018						
Average RPI Win:	247	WON-LOST	WINNING	LAST 10	STRENGTH OF	OPP. STRENGTH	TEAM	ADJ.	CONF.	ADJ CONF.
Average RPI Loss:	83	RECORD	PCT. RANK	GAMES	SCHEDULE	OF SCHEDULE	RPI	RPI	RPI	RPI
DIV. I ONLY	17- 8	71	6- 4	250	177	129	129	11	11	
DIV. I NON-CONF.	8- 3	65	0- 0	245	226	113	113	14	14	

TOTALS	RPI 1-25	RPI 26-50	W-L RECORDS	RPI 51-100	RPI 101-999	RPI 201+				
17- 8	0- 1	0- 1	OVERALL	2- 3	15- 3	14- 0				
9- 3	0- 0	0- 1	HOME	2- 1	7- 1	7- 0				
7- 4	0- 1	0- 0	AWAY	0- 2	7- 1	7- 0				
1- 1	0- 0	0- 0	NEUTRAL	0- 0	1- 1	0- 0				
8- 3	0- 0	0- 1	NON-CONFERENCE	1- 1	7- 1	6- 0				
4- 1	0- 0	0- 1	HOME	1- 0	3- 0	3- 0				
3- 1	0- 0	0- 0	AWAY	0- 1	3- 0	3- 0				
1- 1	0- 0	0- 0	NEUTRAL	0- 0	1- 1	0- 0				
9- 5	0- 1	0- 0	CONFERENCE	1- 2	8- 2	8- 0				
5- 2	0- 0	0- 0	HOME	1- 1	4- 1	4- 0				
4- 3	0- 1	0- 0	AWAY	0- 1	4- 1	4- 0				
0- 0	0- 0	0- 0	NEUTRAL	0- 0	0- 0	0- 0				

RPI 1-25				RPI 26-50				RPI 51-100				RPI 101+			
RPI	S	Opponent	Score	RPI	S	Opponent	Score	RPI	S	Opponent	Score	RPI	S	Opponent	Score
12	A	Green Bay	43 69	41	H	Ball St.	64 76	64	A	Toledo	56 65	103	N	Saint Louis	64 80
								68	A	IUPUI	56 94	112	A	Milwaukee	72 79
								68	H	IUPUI	64 77	162	N	Louisiana	54 45
								76	H	Ohio	71 64	193	H	Youngstown St.	52 66
								99	H	Wright St.	71 70	219	A	Oakland	86 66
												219	H	Oakland	70 62
												222	H	Eastern Mich.	77 65
												244	A	Northern Ky.	70 65
												244	H	Northern Ky.	72 49
												246	A	Niagara	70 61
												248	A	Bradley	67 65
												254	A	Illinois St.	56 47
												316	A	Detroit Mercy	90 76
												316	H	Detroit Mercy	75 50
												326	A	Ill. -Chicago	64 42
												326	H	Ill. -Chicago	70 67
												334	H	Marshall	85 76
												344	H	Eastern Ill.	77 69
LAST 12 Division I GAMES:															
				68	A	IUPUI	56 94					193	H	Youngstown St.	52 66
				326	A	Ill. -Chicago	64 42					244	A	Northern Ky.	70 65
				219	A	Oakland	86 66					12	A	Green Bay	43 69
				316	A	Detroit Mercy	90 76					112	A	Milwaukee	72 79
				244	H	Northern Ky.	72 49					326	H	Ill. -Chicago	70 67
				99	H	Wright St.	71 70					68	H	IUPUI	64 77

Non-Div I Games:

Cleveland and St.

Average RPI Win:	265	WON-LOST	WINNING	LAST 10	STRENGTH OF	OPP. STRENGTH	TEAM	ADJ.	CONF.	ADJ CONF.
Average RPI Loss:	171	RECORD	PCT. RANK	GAMES	SCHEDULE	OF SCHEDULE	RPI	RPI	RPI	RPI
DIV. I ONLY	10- 12	204	4- 6	296	261	275	275	23	23	
DIV. I NON-CONF.	4- 5	202	0- 0	329	251	331	331	23	23	

TOTALS	RPI 1-25	RPI 26-50	W-L RECORDS	RPI 51-100	RPI 101-999	RPI 201+				
10- 12	0- 0	0- 1	OVERALL	0- 1	10- 10	7- 4				
9- 4	0- 0	0- 0	HOME	0- 0	9- 4	7- 2				
1- 5	0- 0	0- 0	AWAY	0- 0	1- 5	0- 1				
0- 3	0- 0	0- 1	NEUTRAL	0- 1	0- 1	0- 1				
4- 5	0- 0	0- 1	NON-CONFERENCE	0- 1	4- 3	4- 3				
4- 2	0- 0	0- 0	HOME	0- 0	4- 2	4- 2				
0- 0	0- 0	0- 0	AWAY	0- 0	0- 0	0- 0				
0- 3	0- 0	0- 1	NEUTRAL	0- 1	0- 1	0- 1				
6- 7	0- 0	0- 0	CONFERENCE	0- 0	6- 7	3- 1				
5- 2	0- 0	0- 0	HOME	0- 0	5- 2	3- 0				
1- 5	0- 0	0- 0	AWAY	0- 0	1- 5	0- 1				
0- 0	0- 0	0- 0	NEUTRAL	0- 0	0- 0	0- 0				

RPI 1-25	RPI 26-50	RPI 51-100	RPI 101+	Team's RPI: 275
RPI S Opponent Score	RPI S Opponent Score	RPI S Opponent Score	RPI S Opponent Score	
	36 N Syracuse 57 69	63 N Nebraska 47 55	113 H Little Rock 49 51	
			122 A South Ala. 62 68	
			153 A Texas St. 69 78	
			153 H Texas St. 65 64	
			162 A Louisiana 55 59	
			167 A Troy 97 92	
			179 A UT Arlington 63 65	
			179 H UT Arlington 89 76	
			187 H Arkansas St. 63 70	
			220 H UNCG 54 60	
			223 N North Texas 34 50	
			255 H Col. of Charleston 70 72	
			271 H Appalachian St. 73 68	
			281 H UNCW 57 41	
			301 H Wofford 67 51	
			319 H Georgia St. 64 49	
			320 H Fort Wayne 67 58	
			323 H Ga. Southern 54 51	
			335 H N.C. Central 68 65	
			337 A La. -Monroe 56 62	
LAST 12 Division I GAMES:				
	271 H Appalachian St. 73 68	122 A South Ala. 62 68		
	179 A UT Arlington 63 65	319 H Georgia St. 64 49		
	153 A Texas St. 69 78	323 H Ga. Southern 54 51		
	113 H Little Rock 49 51	162 A Louisiana 55 59		
	187 H Arkansas St. 63 70	337 A La. -Monroe 56 62		
	167 A Troy 97 92	153 H Texas St. 65 64		

Non-Div I Games: Lees-McRae 73 47 Allen 93 49

Coastal Caro.

Average RPI Win:	270	WON-LOST	WINNING	LAST 10	STRENGTH OF	OPP. STRENGTH	TEAM	ADJ.	CONF.	ADJ CONF.
Average RPI Loss:	133	RECORD	PCT. RANK	GAMES	SCHEDULE	OF SCHEDULE	RPI	RPI	RPI	RPI
DIV. I ONLY	6- 19	300	1- 9	129	175	255	255	10	10	
DIV. I NON-CONF.	4- 7	226	0- 0	200	195	232	232	12	12	

TOTALS	RPI 1-25	RPI 26-50	W-L RECORDS	RPI 51-100	RPI 101-999	RPI 201+				
6- 19	0- 1	0- 1	OVERALL	0- 6	6- 11	6- 5				
2- 10	0- 0	0- 0	HOME	0- 3	2- 7	2- 4				
4- 9	0- 1	0- 1	AWAY	0- 3	4- 4	4- 1				
0- 0	0- 0	0- 0	NEUTRAL	0- 0	0- 0	0- 0				
4- 7	0- 1	0- 1	NON-CONFERENCE	0- 1	4- 4	4- 2				
2- 3	0- 0	0- 0	HOME	0- 0	2- 3	2- 2				
2- 4	0- 1	0- 1	AWAY	0- 1	2- 1	2- 0				
0- 0	0- 0	0- 0	NEUTRAL	0- 0	0- 0	0- 0				
2- 12	0- 0	0- 0	CONFERENCE	0- 5	2- 7	2- 3				
0- 7	0- 0	0- 0	HOME	0- 3	0- 4	0- 2				
2- 5	0- 0	0- 0	AWAY	0- 2	2- 3	2- 1				
0- 0	0- 0	0- 0	NEUTRAL	0- 0	0- 0	0- 0				

RPI 1-25				RPI 26-50				RPI 51-100				RPI 101+ Team's RPI: 255			
RPI	S	Opponent	Score	RPI	S	Opponent	Score	RPI	S	Opponent	Score	RPI	S	Opponent	Score
19	A	South Carolina	43 69	28	A	Central Mich.	58 79	52	A	Michigan St.	43 107	106	H	Wake Forest	40 77
								61	H	Drexel	53 80	118	H	Delaware	59 68
								62	A	Elon	44 97	136	A	William & Mary	66 79
								62	H	Elon	55 77	136	H	William & Mary	54 68
								75	A	James Madison	53 67	138	A	Northeastern	37 59
								75	H	James Madison	45 67	188	A	Furman	58 72
												239	A	North Florida	73 69
												242	A	Hofstra	60 65
												242	H	Hofstra	60 75
												249	H	Campbell	45 53
												260	A	Towson	80 67
												260	H	Towson	58 83
												261	H	Lipscomb	85 69
												271	H	Appalachian St.	70 76
												275	A	Coastal Caro.	72 70
												281	A	UNCW	72 63
												301	H	Wofford	59 51

LAST 12 Division I GAMES:															
				62	A	Elon	44 97	260	H	Towson	58 83				
				281	A	UNCW	72 63	75	H	James Madison	45 67				
				61	H	Drexel	53 80	242	A	Hofstra	60 65				
				62	H	Elon	55 77	138	A	Northeastern	37 59				
				75	A	James Madison	53 67	118	H	Delaware	59 68				
				136	A	William & Mary	66 79	242	H	Hofstra	60 75				

Non-Div I Games:

Col. of Charleston

C
o
l
g
a
t
e

Colgate		Through Games Of Feb. 11, 2018									
Average RPI	Win: 290	WON-LOST	WINNING	LAST 10	STRENGTH OF	OPP. STRENGTH	TEAM	ADJ.	CONF.	ADJ CONF.	
Average RPI	Loss: 151	RECORD	PCT. RANK	GAMES	SCHEDULE	OF SCHEDULE	RPI	RPI	RPI	RPI	
DIV. I ONLY	4- 20	323	0- 10	126	250	278	278	14	14		
DIV. I NON-CONF.	4- 7	226	0- 0	248	312	240	240	18	18		

TOTALS	RPI 1-25	RPI 26-50	W-L RECORDS	RPI 51-100	RPI 101-999	RPI 201+					
4- 20	0- 0	0- 2	OVERALL	0- 4	4- 14	4- 6					
1- 10	0- 0	0- 0	HOME	0- 2	1- 8	1- 3					
3- 10	0- 0	0- 2	AWAY	0- 2	3- 6	3- 3					
0- 0	0- 0	0- 0	NEUTRAL	0- 0	0- 0	0- 0					
4- 7	0- 0	0- 2	NON-CONFERENCE	0- 0	4- 5	4- 3					
1- 3	0- 0	0- 0	HOME	0- 0	1- 3	1- 2					
3- 4	0- 0	0- 2	AWAY	0- 0	3- 2	3- 1					
0- 0	0- 0	0- 0	NEUTRAL	0- 0	0- 0	0- 0					
0- 13	0- 0	0- 0	CONFERENCE	0- 4	0- 9	0- 3					
0- 7	0- 0	0- 0	HOME	0- 2	0- 5	0- 1					
0- 6	0- 0	0- 0	AWAY	0- 2	0- 4	0- 2					
0- 0	0- 0	0- 0	NEUTRAL	0- 0	0- 0	0- 0					

RPI 1-25				RPI 26-50				RPI 51-100				RPI 101+ Team's RPI: 278			
RPI	S	Opponent	Score	RPI	S	Opponent	Score	RPI	S	Opponent	Score	RPI	S	Opponent	Score
				33	A	Arizona St.	54 65	58	A	American	44 67	117	A	Yale	56 82
				36	A	Syracuse	39 79	58	H	American	55 77	126	A	Bucknell I	57 77
								82	A	Navy	54 70	126	H	Bucknell I	42 63
								82	H	Navy	42 69	128	H	Brown	73 83
												161	H	Lehigh	51 59
												178	H	Army West Point	54 62
												198	A	Boston U.	64 66
												198	H	Boston U.	49 62
												207	H	Siena	70 73
												230	A	Loyola Maryland	55 70
												231	A	Lafayette	48 63
												243	H	Holy Cross	64 71
												246	H	Niagara	44 81
												260	A	Towson	65 61
												266	A	Cornell	74 70
												276	A	Fairleigh Dickinson	51 61
												286	A	Canisius	70 63
												347	H	UMass Lowell	84 64

LAST 12 Division I GAMES:															
				126	H	Bucknell I	42 63	161	H	Lehigh	51 59				
				198	A	Boston U.	64 66	126	A	Bucknell I	57 77				
				82	H	Navy	42 69	198	H	Boston U.	49 62				
				58	A	American	44 67	82	A	Navy	54 70				
				178	H	Army West Point	54 62	231	A	Lafayette	48 63				
				230	A	Loyola Maryland	55 70	58	H	American	55 77				

Non-Div I Games:

Colgate

C
o
l
g
a
t
e

Colorado

C
o
l
o
r
a
d
o

Col orado

Page 56

Average RPI Win:	207	WON-LOST	WINNING	LAST 10	STRENGTH OF	OPP. STRENGTH	TEAM	ADJ.	CONF.	ADJ CONF.
Average RPI Loss:	115	RECORD	PCT. RANK	GAMES	SCHEDULE	OF SCHEDULE	RPI	RPI	RPI	RPI
DIV. I ONLY	17- 7	62	8- 2	208	119	116	116	16	16	
DIV. I NON-CONF.	7- 3	74	0- 0	124	149	111	111	15	15	

TOTALS	RPI 1-25	RPI 26-50	W-L RECORDS	RPI 51-100	RPI 101-999	RPI 201+				
17- 7	0- 0	2- 1	OVERALL	2- 2	13- 4	10- 0				
10- 5	0- 0	1- 1	HOME	1- 1	8- 3	7- 0				
7- 2	0- 0	1- 0	AWAY	1- 1	5- 1	3- 0				
0- 0	0- 0	0- 0	NEUTRAL	0- 0	0- 0	0- 0				
7- 3	0- 0	2- 1	NON-CONFERENCE	0- 0	5- 2	3- 0				
5- 3	0- 0	1- 1	HOME	0- 0	4- 2	3- 0				
2- 0	0- 0	1- 0	AWAY	0- 0	1- 0	0- 0				
0- 0	0- 0	0- 0	NEUTRAL	0- 0	0- 0	0- 0				
10- 4	0- 0	0- 0	CONFERENCE	2- 2	8- 2	7- 0				
5- 2	0- 0	0- 0	HOME	1- 1	4- 1	4- 0				
5- 2	0- 0	0- 0	AWAY	1- 1	4- 1	3- 0				
0- 0	0- 0	0- 0	NEUTRAL	0- 0	0- 0	0- 0				

RPI 1-25				RPI 26-50				RPI 51-100				RPI 101+				Team's RPI: 116
RPI	S	Opponent	Score	RPI	S	Opponent	Score	RPI	S	Opponent	Score	RPI	S	Opponent	Score	
				30	H	Oklahoma	46 78	70	A	Wyoming	64 53	125	H	BYU	56 54	
				31	A	Northern Colo.	55 44	70	H	Wyoming	49 53	142	H	Colorado	67 70	
				50	H	Gonzaga	65 49	86	H	New Mexico	74 71	146	A	Fresno St.	45 56	
								89	A	UNLV	52 56	149	H	Idaho	69 83	
												177	H	Boise St.	58 62	
												181	A	Denver	61 56	
												189	A	Nevada	65 59	
												251	A	San Diego St.	65 63	
												251	H	San Diego St.	72 43	
												252	A	San Jose St.	73 66	
												252	H	San Jose St.	63 48	
												265	H	Morgan St.	60 44	
												270	H	Prairie View	71 59	
												296	H	Utah St.	56 45	
												310	A	Air Force	40 39	
												310	H	Air Force	61 50	
												335	H	N.C. Central	85 48	

LAST 12 Division I GAMES:																
				252	A	San Jose St.	73 66	89	A	UNLV	52 56					
				310	H	Air Force	61 50	310	A	Air Force	40 39					
				189	A	Nevada	65 59	70	H	Wyoming	49 53					
				70	A	Wyoming	64 53	296	H	Utah St.	56 45					
				86	H	New Mexico	74 71	146	A	Fresno St.	45 56					
				251	H	San Diego St.	72 43	251	A	San Diego St.	65 63					

Non-Div I Games: Eastern N.M. 75 35

Colorado St.

■ Loss,
 ■ Non-Conf, S Site,
 ■ Home
 ■ Away
 N Neutral

Average RPI Win:	235	WON-LOST	WINNING	LAST 10	STRENGTH OF	OPP. STRENGTH	TEAM	ADJ.	CONF.	ADJ CONF.
Average RPI Loss:	112	RECORD	PCT. RANK	GAMES	SCHEDULE	OF SCHEDULE	RPI	RPI	RPI	RPI
DIV. I ONLY	7- 16	271	1- 9	96	137	209	209	9	9	
DIV. I NON-CONF.	6- 9	214	1- 3	121	142	174	174	9	9	

TOTALS	RPI 1-25	RPI 26-50	W-L RECORDS	RPI 51-100	RPI 101-999	RPI 201+				
7- 16	0- 3	0- 2	OVERALL	0- 4	7- 7	5- 3				
3- 5	0- 1	0- 0	HOME	0- 0	3- 4	2- 1				
4- 8	0- 0	0- 1	AWAY	0- 4	4- 3	3- 2				
0- 3	0- 2	0- 1	NEUTRAL	0- 0	0- 0	0- 0				
6- 9	0- 3	0- 1	NON-CONFERENCE	0- 2	6- 3	4- 2				
3- 2	0- 1	0- 0	HOME	0- 0	3- 1	2- 0				
3- 4	0- 0	0- 0	AWAY	0- 2	3- 2	2- 2				
0- 3	0- 2	0- 1	NEUTRAL	0- 0	0- 0	0- 0				
1- 7	0- 0	0- 1	CONFERENCE	0- 2	1- 4	1- 1				
0- 3	0- 0	0- 0	HOME	0- 0	0- 3	0- 1				
1- 4	0- 0	0- 1	AWAY	0- 2	1- 1	1- 0				
0- 0	0- 0	0- 0	NEUTRAL	0- 0	0- 0	0- 0				

RPI 1-25				RPI 26-50				RPI 51-100				RPI 101+ Team's RPI: 209			
RPI	S	Opponent	Score	RPI	S	Opponent	Score	RPI	S	Opponent	Score	RPI	S	Opponent	Score
3	N	Mississippi St.	54 90	33	N	Arizona St.	48 72	60	A	Houston	53 77	115	A	Dartmouth	65 88
12	N	Green Bay	43 61	35	A	Princeton	47 69	73	A	Penn	51 70	117	H	Yale	50 73
21	H	Buffalo	63 65					78	A	Harvard	67 85	120	H	Saint Francis (PA)	94 81
								98	A	Rice	44 67	128	H	Brown	80 84
												195	A	Providence	73 64
												199	H	Richmond	79 85
												205	A	Hampton	58 60
												206	H	Boston College	68 60
												242	H	Hofstra	75 53
												266	A	Cornell	72 54
												266	H	Cornell	47 57
												287	A	Vermont	73 66
												329	A	UMBC	60 44
												347	A	UMass Lowell	70 77

LAST 12 Division I GAMES:															
128	H	Brown	80 84	73	A	Penn	51 70								
117	H	Yale	50 73	35	A	Princeton	47 69								
115	A	Dartmouth	65 88	205	A	Hampton	58 60								
78	A	Harvard	67 85	98	A	Rice	44 67								
266	A	Cornell	72 54	60	A	Houston	53 77								
266	H	Cornell	47 57	242	H	Hofstra	75 53								

Non-Div I Games:

Columbi a

Average RPI Win:	305	WON-LOST	WINNING	LAST 10	STRENGTH OF	OPP. STRENGTH	TEAM	ADJ.	CONF.	ADJ CONF.
Average RPI Loss:	179	RECORD	PCT. RANK	GAMES	SCHEDULE	OF SCHEDULE	RPI	RPI	RPI	RPI
DIV. I ONLY	6- 17	293	5- 5	213	334	298	298	31	31	
DIV. I NON-CONF.	1- 11	331	0- 1	88	196	286	286	30	30	

TOTALS	RPI 1-25	RPI 26-50	W-L RECORDS	RPI 51-100	RPI 101-999	RPI 201+				
6- 17	0- 3	0- 0	OVERALL	0- 1	6- 13	6- 8				
6- 1	0- 1	0- 0	HOME	0- 0	6- 0	6- 0				
0- 14	0- 0	0- 0	AWAY	0- 0	0- 3	0- 3				
0- 2	0- 1	0- 0	NEUTRAL	0- 0	0- 1	0- 1				
1- 11	0- 3	0- 0	NON-CONFERENCE	0- 1	1- 7	1- 4				
1- 1	0- 1	0- 0	HOME	0- 0	1- 0	1- 0				
0- 8	0- 1	0- 0	AWAY	0- 1	0- 6	0- 3				
0- 2	0- 1	0- 0	NEUTRAL	0- 0	0- 1	0- 1				
5- 6	0- 0	0- 0	CONFERENCE	0- 0	5- 6	5- 4				
5- 0	0- 0	0- 0	HOME	0- 0	5- 0	5- 0				
0- 6	0- 0	0- 0	AWAY	0- 0	0- 6	0- 4				
0- 0	0- 0	0- 0	NEUTRAL	0- 0	0- 0	0- 0				

RPI 1-25				RPI 26-50				RPI 51-100				RPI 101+				Team's RPI: 298
RPI	S	Opponent	Score	RPI	S	Opponent	Score	RPI	S	Opponent	Score	RPI	S	Opponent	Score	
8	A	Baylor	54 100					53	A	West Virginia	43 101	114	A	Middle Tenn.	39 69	
13	H	Maryland	49 113									127	A	Bethune-Cookman	38 64	
16	N	Missouri	50 73									133	A	SFA	59 72	
												186	A	Charlotte	49 78	
												200	A	Norfolk St.	57 71	
												205	A	Hampton	35 67	
												217	A	N. C. A&T	63 64	
												247	N	Manhattan	56 74	
												262	H	Mt. St. Mary's	68 54	
												265	H	Morgan St.	55 53	
												284	A	Old Dominion	67 75	
												285	A	VCU	47 62	
												302	H	UMES	69 63	
												306	A	Charleston So.	58 72	
												317	A	South Carolina St.	65 67	
												317	H	South Carolina St.	56 39	
												335	A	N. C. Central	52 60	
												342	H	Florida A&M	62 56	
												343	H	Savannah St.	66 57	

LAST 12 Division I GAMES:																
317	A	South Carolina St.	65 67	217	A	N. C. A&T	63 64									
127	A	Bethune-Cookman	38 64	335	A	N. C. Central	52 60									
205	A	Hampton	35 67	342	H	Florida A&M	62 56									
302	H	UMES	69 63	343	H	Savannah St.	66 57									
317	H	South Carolina St.	56 39	200	A	Norfolk St.	57 71									
265	H	Morgan St.	55 53	13	H	Maryland	49 113									

Non-Div I Games:

Coppin St.

Average RPI Win: 252	WON-LOST RECORD	WINNING PCT. RANK	LAST 10 GAMES	STRENGTH OF SCHEDULE	OPP. STRENGTH OF SCHEDULE	TEAM RPI	ADJ. RPI	CONF. RPI	ADJ CONF. RPI
Average RPI Loss: 154									
DIV. I ONLY	6- 15	284	4- 6	246	187	266	266	9	9
DIV. I NON-CONF.	4- 9	249	2- 2	324	295	303	303	9	9

TOTALS	RPI 1-25	RPI 26-50	W-L RECORDS	RPI 51-100	RPI 101-999	RPI 201+			
6- 15	0- 0	0- 1	OVERALL	0- 3	6- 11	4- 5			
2- 7	0- 0	0- 0	HOME	0- 0	2- 7	0- 4			
4- 8	0- 0	0- 1	AWAY	0- 3	4- 4	4- 1			
0- 0	0- 0	0- 0	NEUTRAL	0- 0	0- 0	0- 0			
4- 9	0- 0	0- 0	NON-CONFERENCE	0- 1	4- 8	3- 4			
1- 5	0- 0	0- 0	HOME	0- 0	1- 5	0- 3			
3- 4	0- 0	0- 0	AWAY	0- 1	3- 3	3- 1			
0- 0	0- 0	0- 0	NEUTRAL	0- 0	0- 0	0- 0			
2- 6	0- 0	0- 1	CONFERENCE	0- 2	2- 3	1- 1			
1- 2	0- 0	0- 0	HOME	0- 0	1- 2	0- 1			
1- 4	0- 0	0- 1	AWAY	0- 2	1- 1	1- 0			
0- 0	0- 0	0- 0	NEUTRAL	0- 0	0- 0	0- 0			

RPI	S	Opponent	Score	RPI	S	Opponent	Score	RPI	S	Opponent	Score	RPI	S	Opponent	Score
				35	A	Princeton	54 75	61	A	Drexel	39 61	115	A	Dartmouth	40 55
								73	A	Penn	48 68	117	H	Yale	55 65
								78	A	Harvard	58 80	128	H	Brown	70 68
												151	H	Binghamton	58 66
												161	H	Lehigh	57 62
												166	A	Pittsburgh	39 51
												183	A	New Hampshire	45 48
												197	H	Stony Brook	48 40
												209	A	Columbia	57 47
												209	H	Columbia	54 72
												219	H	Oakland	77 79
												230	A	Loyola Maryland	63 78
												231	H	Lafayette	58 59
												278	H	Colgate	70 74
												286	A	Canisius	67 59
												346	A	NJIT	61 46
												347	A	UMass Lowell	71 53
LAST 12 Division I GAMES:															
117	H	Yale	55 65	35	A	Princeton	54 75	61	A	Drexel	39 61	115	A	Dartmouth	40 55
128	H	Brown	70 68	73	A	Penn	48 68	73	A	Penn	48 68	117	H	Yale	55 65
78	A	Harvard	58 80	346	A	NJIT	61 46	78	A	Harvard	58 80	128	H	Brown	70 68
115	A	Dartmouth	40 55	347	A	UMass Lowell	71 53	115	A	Dartmouth	40 55	151	H	Binghamton	58 66
209	H	Columbia	54 72	183	A	New Hampshire	45 48	209	H	Columbia	54 72	161	H	Lehigh	57 62
209	A	Columbia	57 47	61	A	Drexel	39 61	209	A	Columbia	57 47	166	A	Pittsburgh	39 51

Non-Div I Games:

Cornell

Creighton				Through Games Of Feb. 11, 2018							
Average RPI	Win:	118	WON-LOST	WINNING	LAST 10	STRENGTH OF	OPP. STRENGTH	TEAM	ADJ.	CONF.	ADJ CONF.
Average RPI	Loss:	56	RECORD	PCT. RANK	GAMES	SCHEDULE	OF SCHEDULE	RPI	RPI	RPI	RPI
DIV. I ONLY			15- 9	101	6- 4	19	26	38	38	6	6
DIV. I NON-CONF.			6- 4	122	0- 0	10	14	37	37	6	6

TOTALS	RPI 1-25			RPI 26-50		W-L RECORDS	RPI 51-100	RPI 101-999		RPI 201+	
15- 9	1- 4			2- 1		OVERALL	3- 2	9- 2		2- 0	
8- 3	1- 2			1- 1		HOME	1- 0	5- 0		0- 0	
7- 4	0- 1			1- 0		AWAY	2- 2	4- 1		2- 0	
0- 2	0- 1			0- 0		NEUTRAL	0- 0	0- 1		0- 0	
6- 4	0- 2			1- 0		NON-CONFERENCE	2- 1	3- 1		1- 0	
3- 1	0- 1			1- 0		HOME	0- 0	2- 0		0- 0	
3- 1	0- 0			0- 0		AWAY	2- 1	1- 0		1- 0	
0- 2	0- 1			0- 0		NEUTRAL	0- 0	0- 1		0- 0	
9- 5	1- 2			1- 1		CONFERENCE	1- 1	6- 1		1- 0	
5- 2	1- 1			0- 1		HOME	1- 0	3- 0		0- 0	
4- 3	0- 1			1- 0		AWAY	0- 1	3- 1		1- 0	
0- 0	0- 0			0- 0		NEUTRAL	0- 0	0- 0		0- 0	

RPI 1-25				RPI 26-50				Team's RPI: 38				RPI 51-100				RPI 101+			
RPI	S	Opponent	Score	RPI	S	Opponent	Score	RPI	S	Opponent	Score	RPI	S	Opponent	Score	RPI	S	Opponent	Score
5	H	Florida St.	82 92	32	A	Marquette	74 73	54	A	St. John's (NY)	65 72	102	A	Seton Hall	68 51				
10	N	UCLA	63 72	32	H	Marquette	77 92	54	H	St. John's (NY)	53 39	102	H	Seton Hall	81 64				
23	H	Villanova	69 54	37	H	South Dakota St.	72 65	63	A	Nebraska	64 49	107	A	Butler	53 59				
24	A	DePaul	67 77					72	A	South Dakota	68 73	132	H	Georgetown	69 58				
24	H	DePaul	54 82					85	A	Drake	108 100	144	H	UNI	89 78				
												155	H	Wichita St.	66 61				
												175	N	Washington	64 67				
												195	A	Providence	87 84				
												195	H	Providence	73 56				
												212	A	Xavier	71 64				
												238	A	Omaha	72 51				
LAST 12 Division I GAMES:																			
195	A	Providence	87 84	107	A	Butler	53 59												
32	A	Marquette	74 73	195	H	Providence	73 56												
24	A	DePaul	67 77	24	H	DePaul	54 82												
102	H	Seton Hall	81 64	32	H	Marquette	77 92												
54	H	St. John's (NY)	53 39	54	A	St. John's (NY)	65 72												
212	A	Xavier	71 64	102	A	Seton Hall	68 51												

Non-Div I Games:

Creighton

Average RPI	Win:	216	WON-LOST	WINNING	LAST 10	STRENGTH OF	OPP. STRENGTH	TEAM	ADJ.	CONF.	ADJ CONF.
Average RPI	Loss:	89	RECORD	PCT. RANK	GAMES	SCHEDULE	OF SCHEDULE	RPI	RPI	RPI	RPI
DIV. I ONLY		12- 9		134	4- 6	120	145	115	115	9	9
DIV. I NON-CONF.		8- 5		111	1- 3	209	213	123	123	9	9

TOTALS	RPI 1-25		RPI 26-50		W-L RECORDS	RPI 51-100		RPI 101-999		RPI 201+	
12- 9	0- 1		0- 1		OVERALL	1- 4		11- 3		7- 0	
9- 2	0- 0		0- 0		HOME	1- 1		8- 1		6- 0	
3- 7	0- 1		0- 1		AWAY	0- 3		3- 2		1- 0	
0- 0	0- 0		0- 0		NEUTRAL	0- 0		0- 0		0- 0	
8- 5	0- 1		0- 0		NON-CONFERENCE	0- 2		8- 2		5- 0	
5- 1	0- 0		0- 0		HOME	0- 1		5- 0		4- 0	
3- 4	0- 1		0- 0		AWAY	0- 1		3- 2		1- 0	
0- 0	0- 0		0- 0		NEUTRAL	0- 0		0- 0		0- 0	
4- 4	0- 0		0- 1		CONFERENCE	1- 2		3- 1		2- 0	
4- 1	0- 0		0- 0		HOME	1- 0		3- 1		2- 0	
0- 3	0- 0		0- 1		AWAY	0- 2		0- 0		0- 0	
0- 0	0- 0		0- 0		NEUTRAL	0- 0		0- 0		0- 0	

RPI	S	Opponent	Score	RPI	S	Opponent	Score	RPI	S	Opponent	Score	RPI	S	Opponent	Score	Team's RPI: 115
6	A	Ohio St.	70 103	35	A	Princeton	63 82	73	A	Penn	47 65	117	H	Yale	39 57	
								78	A	Harvard	65 76	128	H	Brown	78 73	
								78	H	Harvard	63 56	142	A	Colorado	81 75	
								79	H	Maine	51 64	151	A	Binghamton	64 80	
								80	A	Albany (NY)	61 76	170	A	Marist	60 51	
												178	A	Army West Point	56 71	
												183	H	New Hampshire	57 49	
												206	H	Boston College	68 57	
												209	H	Columbia	88 65	
												243	A	Holy Cross	76 74	
												266	H	Cornell	55 40	
												287	H	Vermont	66 56	
												332	H	Rhode Island	70 54	
												346	H	NJIT	81 50	

LAST 12 Division I GAMES:																
35	A	Princeton	63 82	78	A	Harvard	65 76	151	A	Binghamton	64 80	243	A	Holy Cross	76 74	
73	A	Penn	47 65	78	H	Harvard	63 56	80	A	Albany (NY)	61 76	6	A	Ohio St.	70 103	
209	H	Columbia	88 65													
266	H	Cornell	55 40													
117	H	Yale	39 57													
128	H	Brown	78 73													

Non-Div I Games:

Dartmouth

Average RPI	Win: 257	WON-LOST RECORD	WINNING PCT. RANK	LAST 10 GAMES	STRENGTH OF SCHEDULE	OPP. STRENGTH OF SCHEDULE	TEAM RPI	ADJ. RPI	CONF. RPI	ADJ. CONF. RPI
Average RPI	Loss: 87									
DIV. I ONLY	10- 15	227	5- 5	81	162	158	158	12	12	
DIV. I NON-CONF.	5- 8	220	0- 0	60	192	135	135	10	10	

TOTALS	RPI 1-25	RPI 26-50	W-L RECORDS	RPI 51-100	RPI 101-999	RPI 201+				
10- 15	0- 1	0- 3	OVERALL	0- 6	10- 5	7- 1				
4- 7	0- 0	0- 2	HOME	0- 4	4- 1	3- 1				
6- 8	0- 1	0- 1	AWAY	0- 2	6- 4	4- 0				
0- 0	0- 0	0- 0	NEUTRAL	0- 0	0- 0	0- 0				
5- 8	0- 1	0- 2	NON-CONFERENCE	0- 2	5- 3	3- 1				
2- 3	0- 0	0- 1	HOME	0- 1	2- 1	1- 1				
3- 5	0- 1	0- 1	AWAY	0- 1	3- 2	2- 0				
0- 0	0- 0	0- 0	NEUTRAL	0- 0	0- 0	0- 0				
5- 7	0- 0	0- 1	CONFERENCE	0- 4	5- 2	4- 0				
2- 4	0- 0	0- 1	HOME	0- 3	2- 0	2- 0				
3- 3	0- 0	0- 0	AWAY	0- 1	3- 2	2- 0				
0- 0	0- 0	0- 0	NEUTRAL	0- 0	0- 0	0- 0				

RPI 1-25				RPI 26-50				RPI 51-100				RPI 101+				Team's RPI: 158
RPI	S	Opponent	Score	RPI	S	Opponent	Score	RPI	S	Opponent	Score	RPI	S	Opponent	Score	
17	A	NC State	49 73	35	H	Princeton	57 63	56	A	Mercer	54 69	103	A	Saint Louis	72 88	
				39	H	Dayton	68 85	62	H	Elon	58 75	111	A	George Mason	61 74	
				43	A	UCF	54 62	67	H	Duquesne	54 79	136	A	William & Mary	55 73	
								69	A	Fordham	58 66	174	A	High Point	82 74	
								69	H	Fordham	45 58	186	H	Charlotte	68 66	
								95	H	George Washington	48 53	188	A	Furman	62 65	
												199	A	Richmond	68 65	
												221	H	Gardner-Webb	65 70	
												229	H	UNC Asheville	58 50	
												256	A	St. Bonaventure	75 68	
												271	A	Appalachian St.	59 57	
												283	H	Massachusetts	87 81	
												312	A	Western Caro.	70 57	
												332	A	Rhode Island	79 67	
												332	H	Rhode Island	77 67	

LAST 12 Division I GAMES:																
				69	H	Fordham	45 58	95	H	George Washington	48 53					
				103	A	Saint Louis	72 88	199	A	Richmond	68 65					
				332	A	Rhode Island	79 67	69	A	Fordham	58 66					
				39	H	Dayton	68 85	332	H	Rhode Island	77 67					
				283	H	Massachusetts	87 81	67	H	Duquesne	54 79					
				256	A	St. Bonaventure	75 68	111	A	George Mason	61 74					

Non-Div I Games:

Davidson

Average RPI Win: 178

Average RPI Loss: 40

WON-LOST
RECORDWINNING
PCT. RANKLAST 10
GAMESSTRENGTH OF
SCHEDULEOPP. STRENGTH
OF SCHEDULETEAM
RPIADJ.
RPICONF.
RPIADJ CONF.
RPIDIV. I ONLY
DIV. I NON-CONF.20- 4
7- 417
10210- 0
0- 0121
57100
7039
6739
6712
1012
10

TOTALS

RPI 1-25

RPI 26-50

W-L RECORDS

RPI 51-100

RPI 101-999

RPI 201+

20- 4

0- 1

1- 1

OVERALL

6- 2

13- 0

8- 0

10- 1

0- 1

1- 0

HOME

3- 0

6- 0

5- 0

7- 2

0- 0

0- 0

AWAY

2- 2

5- 0

2- 0

3- 1

0- 0

0- 1

NEUTRAL

1- 0

2- 0

1- 0

7- 4

0- 1

1- 1

NON-CONFERENCE

2- 2

4- 0

3- 0

4- 1

0- 1

1- 0

HOME

1- 0

2- 0

2- 0

0- 2

0- 0

0- 0

AWAY

0- 2

0- 0

0- 0

3- 1

0- 0

0- 1

NEUTRAL

1- 0

2- 0

1- 0

13- 0

0- 0

0- 0

CONFERENCE

4- 0

9- 0

5- 0

6- 0

0- 0

0- 0

HOME

2- 0

4- 0

3- 0

7- 0

0- 0

0- 0

AWAY

2- 0

5- 0

2- 0

0- 0

0- 0

0- 0

NEUTRAL

0- 0

0- 0

0- 0

RPI 1-25

RPI 26-50

Team's RPI: 39

RPI 51-100

RPI 101+

RPI	S	Opponent	Score
12	H	Green Bay	64 75

RPI	S	Opponent	Score
27	N	South Fla.	87 93
29	H	Virginia	61 46

RPI	S	Opponent	Score
55	A	Quinnipiac	66 72
64	A	Tolledo	50 68
67	H	Duquesne	79 70
69	A	Fordham	63 62
75	H	James Madison	82 54
78	N	Harvard	72 66
95	A	George Washington	57 53
95	H	George Washington	66 55

RPI	S	Opponent	Score
101	N	Tulane	71 65
103	H	Saint Louis	101 76
158	A	Davidson	85 68
160	A	Saint Joseph's	65 59
199	A	Richmond	66 59
235	A	La Salle	76 47
256	H	St. Bonaventure	80 59
265	H	Morgan St.	88 52
283	A	Massachusetts	78 49
285	H	VCU	74 64
332	H	Rhode Island	116 58
336	H	Ark.-Pine Bluff	81 43
338	N	Mississippi Val.	65 46

LAST 12 Division I GAMES:

95	A	George Washington	57 53
283	A	Massachusetts	78 49
285	H	VCU	74 64
67	H	Duquesne	79 70
158	A	Davidson	85 68
199	A	Richmond	66 59

95	H	George Washington	66 55
69	A	Fordham	63 62
103	H	Saint Louis	101 76
256	H	St. Bonaventure	80 59
160	A	Saint Joseph's	65 59
332	H	Rhode Island	116 58

Non-Div I Games:

Dayton

■ Loss,
 ■ Non-Conf,
 ■ S Site,
 ■ H Home
 ■ A Away
 N Neutral

Average RPI Win: 134

Average RPI Loss: 22

WON-LOST
RECORDWINNING
PCT. RANKLAST 10
GAMESSTRENGTH OF
SCHEDULEOPP. STRENGTH
OF SCHEDULETEAM
RPIADJ.
RPICONF.
RPIADJ CONF.
RPIDIV. I ONLY
DIV. I NON-CONF.20- 6
8- 439
879- 1
0- 044
309
524
4424
446
66
6

TOTALS

RPI 1-25

RPI 26-50

W-L RECORDS

RPI 51-100

RPI 101-999

RPI 201+

20- 6

0- 3

5- 3

OVERALL

2- 0

13- 0

4- 0

12- 2

0- 1

3- 1

HOME

2- 0

7- 0

3- 0

6- 3

0- 2

1- 1

AWAY

0- 0

5- 0

1- 0

2- 1

0- 0

1- 1

NEUTRAL

0- 0

1- 0

0- 0

8- 4

0- 2

2- 2

NON-CONFERENCE

1- 0

5- 0

2- 0

5- 2

0- 1

1- 1

HOME

1- 0

3- 0

2- 0

1- 1

0- 1

0- 0

AWAY

0- 0

1- 0

0- 0

2- 1

0- 0

1- 1

NEUTRAL

0- 0

1- 0

0- 0

12- 2

0- 1

3- 1

CONFERENCE

1- 0

8- 0

2- 0

7- 0

0- 0

2- 0

HOME

1- 0

4- 0

1- 0

5- 2

0- 1

1- 1

AWAY

0- 0

4- 0

1- 0

0- 0

0- 0

0- 0

NEUTRAL

0- 0

0- 0

0- 0

RPI 1-25

Team's RPI: 24

RPI 26-50

RPI 51-100

RPI 101+

RPI	S	Opponent	Score
1	A	Notre Dame	82 91
2	H	UConn	69 103
23	A	Villanova	58 84

RPI	S	Opponent	Score
30	H	Oklahoma	111 108
31	H	Northern Colo.	88 94
32	A	Marquette	81 93
32	H	Marquette	95 83
38	A	Creighton	82 54
38	H	Creighton	77 67
40	N	FGCU	84 89
50	N	Gonzaga	88 71

RPI	S	Opponent	Score
54	H	St. John's (NY)	76 67
68	H	IUPUI	85 71

RPI	S	Opponent	Score
102	H	Seton Hall	89 66
103	H	Saint Louis	86 78
107	A	Butler	86 68
107	H	Butler	87 65
132	A	Georgetown	78 62
184	A	Northwestern	92 63
190	N	Memphis	81 67
195	A	Providence	71 48
195	H	Providence	81 47
212	A	Xavier	73 72
212	H	Xavier	79 48
307	H	Loyola Chi cago	88 47
331	H	Delaware St.	110 71

LAST 12 Division I GAMES:

212	A	Xavier	73 72	23	A	Villanova	58 84
107	A	Butler	86 68	107	H	Butler	87 65
195	H	Providence	81 47	212	H	Xavier	79 48
38	H	Creighton	77 67	38	A	Creighton	82 54
32	H	Marquette	95 83	195	A	Providence	71 48
132	A	Georgetown	78 62	32	A	Marquette	81 93

Non-Div I Games:

DePaul

■ Loss,
 ■ Non-Conf,
 ■ S Site,
 ■ H Home
 ■ A Away
 N Neutral

Delaware

Delaware					Through Games Of Feb. 11, 2018						
Average RPI	Win:	221	WON-LOST	WINNING	LAST 10	STRENGTH OF	OPP. STRENGTH	TEAM	ADJ.	CONF.	ADJ CONF.
Average RPI	Loss:	125	RECORD	PCT. RANK	GAMES	SCHEDULE	OF SCHEDULE	RPI	RPI	RPI	RPI
DIV. I ONLY		15- 8		89	7- 3	212	188	118	118	10	10
DIV. I NON-CONF.		7- 4		102	0- 0	264	229	142	142	12	12

TOTALS		RPI 1-25		RPI 26-50		W-L RECORDS		RPI 51-100	RPI 101-999		RPI 201+
15- 8		0- 1		0- 1		OVERALL		2- 2	13- 4		10- 1
8- 2		0- 0		0- 0		HOME		2- 0	6- 2		5- 0
6- 5		0- 1		0- 1		AWAY		0- 2	6- 1		4- 0
1- 1		0- 0		0- 0		NEUTRAL		0- 0	1- 1		1- 1
7- 4		0- 1		0- 1		NON-CONFERENCE		1- 0	6- 2		4- 1
3- 1		0- 0		0- 0		HOME		1- 0	2- 1		2- 0
3- 2		0- 1		0- 1		AWAY		0- 0	3- 0		1- 0
1- 1		0- 0		0- 0		NEUTRAL		0- 0	1- 1		1- 1
8- 4		0- 0		0- 0		CONFERENCE		1- 2	7- 2		6- 0
5- 1		0- 0		0- 0		HOME		1- 0	4- 1		3- 0
3- 3		0- 0		0- 0		AWAY		0- 2	3- 1		3- 0
0- 0		0- 0		0- 0		NEUTRAL		0- 0	0- 0		0- 0

RPI 1-25				RPI 26-50				RPI 51-100				RPI 101+ Team's RPI: 118			
RPI	S	Opponent	Score	RPI	S	Opponent	Score	RPI	S	Opponent	Score	RPI	S	Opponent	Score
21	A	Buffalo	73 87	35	A	Princeton	60 78	58	H	American	72 56	136	H	William & Mary	68 59
								61	A	Drexel	53 74	138	A	Northeastern	59 73
								62	A	Elon	51 64	138	H	Northeastern	53 64
								62	H	Elon	80 66	154	A	Hartford	72 63
												178	A	Army West Point	70 59
												198	H	Boston U.	79 85
												230	H	Loyola Maryland	71 38
												242	A	Hofstra	58 51
												242	H	Hofstra	61 41
												255	A	Col. of Charleston	68 59
												256	A	St. Bonaventure	53 52
												260	H	Towson	51 49
												281	A	UNCW	82 49
												281	H	UNCW	80 62
												331	H	Delaware St.	84 49
												344	N	Eastern Ill.	66 37
												345	N	Saint Peter's	87 90

LAST 12 Division I GAMES:															
242	H	Hofstra	61 41	281	A	UNCW	82 49								
136	H	William & Mary	68 59	260	H	Towson	51 49								
138	A	Northeastern	59 73	242	A	Hofstra	58 51								
281	H	UNCW	80 62	255	A	Col. of Charleston	68 59								
138	H	Northeastern	53 64	62	H	Elon	80 66								
62	A	Elon	51 64	61	A	Drexel	53 74								

Non-Div I Games:

Delaware

Average RPI Win:	319	WON-LOST	WINNING	LAST 10	STRENGTH OF	OPP. STRENGTH	TEAM	ADJ.	CONF.	ADJ CONF.
Average RPI Loss:	180	RECORD	PCT. RANK	GAMES	SCHEDULE	OF SCHEDULE	RPI	RPI	RPI	RPI
DIV. I ONLY	4- 19	318	3- 7	259	298	331	331	31	31	
DIV. I NON-CONF.	1- 12	335	0- 2	158	126	311	311	30	30	

TOTALS	RPI 1-25	RPI 26-50	W-L RECORDS	RPI 51-100	RPI 101-999	RPI 201+				
4- 19	0- 1	0- 1	OVERALL	0- 1	4- 16	4- 8				
3- 6	0- 0	0- 0	HOME	0- 1	3- 5	3- 3				
1- 11	0- 0	0- 0	AWAY	0- 0	1- 5	1- 4				
0- 2	0- 0	0- 0	NEUTRAL	0- 0	0- 2	0- 0				
1- 12	0- 1	0- 1	NON-CONFERENCE	0- 1	1- 9	1- 2				
1- 3	0- 0	0- 0	HOME	0- 1	1- 2	1- 1				
0- 7	0- 1	0- 1	AWAY	0- 0	0- 5	0- 1				
0- 2	0- 0	0- 0	NEUTRAL	0- 0	0- 2	0- 0				
3- 7	0- 0	0- 0	CONFERENCE	0- 0	3- 7	3- 6				
2- 3	0- 0	0- 0	HOME	0- 0	2- 3	2- 2				
1- 4	0- 0	0- 0	AWAY	0- 0	1- 4	1- 4				
0- 0	0- 0	0- 0	NEUTRAL	0- 0	0- 0	0- 0				

RPI 1-25				RPI 26-50				RPI 51-100				RPI 101+ Team's RPI: 331			
RPI	S	Opponent	Score	RPI	S	Opponent	Score	RPI	S	Opponent	Score	RPI	S	Opponent	Score
24	A	DePaul	71 110	44	A	Michigan	36 105	61	H	Drexel	52 73	118	A	Delaware	49 84
												127	H	Bethune-Cookman	60 68
												131	N	Ole Miss	58 110
												137	H	Robert Morris	42 65
												163	A	Florida	51 85
												165	A	Kansas	49 81
												173	N	Stetson	43 58
												182	A	Temple	72 96
												205	A	Hampton	62 66
												215	A	Fla. Atlantic	67 90
												217	A	N. C. A&T	55 75
												217	H	N. C. A&T	48 66
												235	H	La Salle	48 71
												265	A	Morgan St.	62 54
												317	H	South Carolina St.	58 44
												335	A	N. C. Central	60 76
												335	H	N. C. Central	67 74
												342	A	Florida A&M	54 59
												343	H	Savannah St.	93 79
												349	H	Longwood	60 56

LAST 12 Division I GAMES:															
335	A	N. C. Central	60 76	205	A	Hampton	62 66								
217	A	N. C. A&T	55 75	217	H	N. C. A&T	48 66								
343	H	Savannah St.	93 79	317	H	South Carolina St.	58 44								
265	A	Morgan St.	62 54	335	H	N. C. Central	67 74								
127	H	Bethune-Cookman	60 68	173	N	Stetson	43 58								
342	A	Florida A&M	54 59	215	A	Fla. Atlantic	67 90								

Non-Div I Games:

Delaware St.

Average RPI Win: 294

Average RPI Loss: 81

WON-LOST
RECORDWINNING
PCT. RANKLAST 10
GAMESSTRENGTH OF
SCHEDULEOPP. STRENGTH
OF SCHEDULETEAM
RPIADJ.
RPICONF.
RPIADJ CONF.
RPIDIV. I ONLY
DIV. I NON-CONF.13- 12
8- 6168
1435- 5
1- 0239
290174
212181
206181
20615
1715
17

TOTALS

RPI 1-25

RPI 26-50

W-L RECORDS

RPI 51-100

RPI 101-999

RPI 201+

13- 12
4- 5
8- 5
1- 20- 0
0- 0
0- 0
0- 00- 3
0- 2
0- 1
0- 0OVERALL
HOME
AWAY
NEUTRAL0- 6
0- 2
0- 2
0- 213- 3
4- 1
8- 2
1- 013- 0
4- 0
8- 0
1- 08- 6
2- 3
5- 1
1- 20- 0
0- 0
0- 0
0- 00- 1
0- 1
0- 0
0- 0NON-CONFERENCE
HOME
AWAY
NEUTRAL0- 4
0- 1
0- 1
0- 28- 1
2- 1
5- 0
1- 08- 0
2- 0
5- 0
1- 05- 6
2- 2
3- 4
0- 00- 0
0- 0
0- 0
0- 00- 2
0- 1
0- 1
0- 0CONFERENCE
HOME
AWAY
NEUTRAL0- 2
0- 1
0- 1
0- 05- 2
2- 0
3- 2
0- 05- 0
2- 0
3- 0
0- 0

RPI 1-25

RPI 26-50

RPI 51-100

RPI 101+

Team's RPI: 181

RPI S Opponent Score

RPI S Opponent Score

RPI S Opponent Score

RPI S Opponent Score

31 H Northern Colo. 63 71
37 A South Dakota St. 59 95
37 H South Dakota St. 58 6958 A American 53 66
70 H Wyoming 51 61
72 A South Dakota 51 79
72 H South Dakota 60 82
88 N Liberty 69 82
90 N Miami (OH) 52 69105 A Western Ill. 93 118
116 H Colorado St. 56 61
194 A Oral Roberts 60 90
222 N Eastern Mich. 60 54
238 A Omaha 85 74
267 A UMKC 77 68
282 A North Dakota St. 78 73
282 H North Dakota St. 98 79
296 A Utah St. 74 72
310 A Air Force 75 54
313 A Cal St. Fullerton 83 58
318 H Northern Ariz. 80 73
320 A Fort Wayne 73 55
320 H Fort Wayne 86 65
327 H Utah Valley 72 53
329 A UMBC 70 48

LAST 12 Division I GAMES:

282 A North Dakota St. 78 73
37 A South Dakota St. 59 95
320 H Fort Wayne 86 65
72 H South Dakota 60 82
105 A Western Ill. 93 118
194 A Oral Roberts 60 90238 A Omaha 85 74
282 H North Dakota St. 98 79
37 H South Dakota St. 58 69
320 A Fort Wayne 73 55
327 H Utah Valley 72 53
72 A South Dakota 51 79

Non-Div I Games:

Chadron St.

99 55

Denver

Loss, Non-Conf, S Site, H Home A Away N Neutral

Average RPI Win:	326	WON-LOST	WINNING	LAST 10	STRENGTH OF	OPP. STRENGTH	TEAM	ADJ.	CONF.	ADJ CONF.
Average RPI Loss:	141	RECORD	PCT. RANK	GAMES	SCHEDULE	OF SCHEDULE	RPI	RPI	RPI	RPI

DIV. I ONLY	1- 23	347	1- 9	158	113	316	316	11	11
DIV. I NON-CONF.	0- 11	337	0- 0	216	45	335	335	14	14

TOTALS	RPI 1-25	RPI 26-50	W-L RECORDS	RPI 51-100	RPI 101-999	RPI 201+			
1- 23	0- 1	0- 1	OVERALL	0- 6	1- 15	1- 7			
0- 11	0- 1	0- 1	HOME	0- 3	0- 6	0- 3			
1- 10	0- 0	0- 0	AWAY	0- 3	1- 7	1- 3			
0- 2	0- 0	0- 0	NEUTRAL	0- 0	0- 2	0- 1			
0- 11	0- 0	0- 1	NON-CONFERENCE	0- 3	0- 7	0- 4			
0- 5	0- 0	0- 1	HOME	0- 2	0- 2	0- 2			
0- 4	0- 0	0- 0	AWAY	0- 1	0- 3	0- 1			
0- 2	0- 0	0- 0	NEUTRAL	0- 0	0- 2	0- 1			
1- 12	0- 1	0- 0	CONFERENCE	0- 3	1- 8	1- 3			
0- 6	0- 1	0- 0	HOME	0- 1	0- 4	0- 1			
1- 6	0- 0	0- 0	AWAY	0- 2	1- 4	1- 2			
0- 0	0- 0	0- 0	NEUTRAL	0- 0	0- 0	0- 0			

RPI 1-25	RPI 26-50	RPI 51-100	RPI 101+ Team's RPI: 316
RPI S Opponent Score	RPI S Opponent Score	RPI S Opponent Score	RPI S Opponent Score
12 H Green Bay 27 85	44 H Michigan 50 86	52 H Michigan St. 60 97	109 A Western Mich. 62 74
		64 H Toledo 64 81	112 H Milwaukee 61 70
		68 A IUPUI 62 90	129 A Cleveland St. 50 75
		90 A Miami (OH) 64 91	129 H Cleveland St. 76 90
		99 A Wright St. 55 85	141 N Clemson 44 72
		99 H Wright St. 60 88	145 A Kent St. 74 82
			193 A Youngstown St. 59 76
			193 H Youngstown St. 52 72
			203 H Bowling Green 81 85
			213 A Illinois 65 73
			219 A Oakland 50 83
			222 H Eastern Mich. 76 78
			223 N North Texas 57 63
			244 A Northern Ky. 60 64
			244 H Northern Ky. 67 78
			326 A Ill. -Chicago 61 58
LAST 12 Division I GAMES:			
244 A Northern Ky. 60 64	12 H Green Bay 27 85		
99 A Wright St. 55 85	326 A Ill. -Chicago 61 58		
193 H Youngstown St. 52 72	68 A IUPUI 62 90		
129 H Cleveland St. 76 90	99 H Wright St. 60 88		
219 A Oakland 50 83	244 H Northern Ky. 67 78		
112 H Milwaukee 61 70	129 A Cleveland St. 50 75		

Non-Div I Games:

Detroit Mercy

Average RPI Win:	215	WON-LOST	WINNING	LAST 10	STRENGTH OF	OPP. STRENGTH	TEAM	ADJ.	CONF.	ADJ CONF.
Average RPI Loss:	50	RECORD	PCT. RANK	GAMES	SCHEDULE	OF SCHEDULE	RPI	RPI	RPI	RPI
DIV. I ONLY	17- 7	62	10- 0	127	150	85	85	24	24	
DIV. I NON-CONF.	4- 7	226	0- 0	13	27	129	129	22	22	

TOTALS	RPI 1-25	RPI 26-50	W-L RECORDS	RPI 51-100	RPI 101-999	RPI 201+				
17- 7	0- 2	0- 2	OVERALL	1- 2	16- 1	9- 0				
10- 3	0- 0	0- 2	HOME	1- 1	9- 0	4- 0				
6- 3	0- 2	0- 0	AWAY	0- 1	6- 0	4- 0				
1- 1	0- 0	0- 0	NEUTRAL	0- 0	1- 1	1- 0				
4- 7	0- 2	0- 2	NON-CONFERENCE	1- 2	3- 1	1- 0				
3- 3	0- 0	0- 2	HOME	1- 1	2- 0	0- 0				
0- 3	0- 2	0- 0	AWAY	0- 1	0- 0	0- 0				
1- 1	0- 0	0- 0	NEUTRAL	0- 0	1- 1	1- 0				
13- 0	0- 0	0- 0	CONFERENCE	0- 0	13- 0	8- 0				
7- 0	0- 0	0- 0	HOME	0- 0	7- 0	4- 0				
6- 0	0- 0	0- 0	AWAY	0- 0	6- 0	4- 0				
0- 0	0- 0	0- 0	NEUTRAL	0- 0	0- 0	0- 0				

RPI	S	Opponent	Score	RPI	S	Opponent	Score	RPI	S	Opponent	Score	RPI	S	Opponent	Score
11	A	Oregon	77 110	37	H	South Dakota St.	78 85	63	H	Nebraska	84 89	108	A	Missouri St.	80 68
20	A	Iowa	66 79	38	H	Creighton	100 108	70	A	Wyoming	61 75	108	H	Missouri St.	84 65
								88	H	Liberty	96 68	111	N	George Mason	75 87
												112	H	Michigan	77 73
												119	H	Iowa St.	83 80
												144	H	UNI	81 64
												164	A	Southern Ill.	75 64
												164	H	Southern Ill.	84 73
												248	A	Bradley	84 75
												254	A	Illinois St.	65 58
												263	A	Indiana St.	84 51
												263	H	Indiana St.	85 64
												279	H	Valparaiso	86 50
												307	H	Loyola Chicago	72 46
												338	N	Mississippi Val.	96 60
												348	A	Evansville	101 50
												348	H	Evansville	107 66

LAST 12 Division I GAMES:															
263	A	Indiana St.	84 51	144	H	UNI	81 64								
348	A	Evansville	101 50	348	H	Evansville	107 66								
108	H	Missouri St.	84 65	263	H	Indiana St.	85 64								
164	H	Southern Ill.	84 73	164	A	Southern Ill.	75 64								
248	A	Bradley	84 75	108	A	Missouri St.	80 68								
254	A	Illinois St.	65 58	307	H	Loyola Chicago	72 46								

Non-Div I Games: Iowa Wesleyan 102 25

Drake

Average RPI Win: 203
Average RPI Loss: 63

WON-LOST
RECORD

WINNING
PCT. RANK

LAST 10
GAMES

STRENGTH OF
SCHEDULE

OPP. STRENGTH
OF SCHEDULE

TEAM
RPI

ADJ.
RPI

CONF.
RPI

ADJ CONF.
RPI

DIV. I ONLY	19- 6	45	8- 2	149	135	61	61	10	10
DIV. I NON-CONF.	8- 4	87	0- 0	191	102	89	89	12	12
TOTALS	RPI 1-25	RPI 26-50	W-L RECORDS	RPI 51-100	RPI 101-999	RPI 201+			
19- 6	0- 0	0- 1	OVERALL	1- 5	18- 0	11- 0			
10- 0	0- 0	0- 0	HOME	1- 0	9- 0	6- 0			
8- 4	0- 0	0- 1	AWAY	0- 3	8- 0	5- 0			
1- 2	0- 0	0- 0	NEUTRAL	0- 2	1- 0	0- 0			
8- 4	0- 0	0- 1	NON-CONFERENCE	0- 3	8- 0	5- 0			
4- 0	0- 0	0- 0	HOME	0- 0	4- 0	3- 0			
3- 2	0- 0	0- 1	AWAY	0- 1	3- 0	2- 0			
1- 2	0- 0	0- 0	NEUTRAL	0- 2	1- 0	0- 0			
11- 2	0- 0	0- 0	CONFERENCE	1- 2	10- 0	6- 0			
6- 0	0- 0	0- 0	HOME	1- 0	5- 0	3- 0			
5- 2	0- 0	0- 0	AWAY	0- 2	5- 0	3- 0			
0- 0	0- 0	0- 0	NEUTRAL	0- 0	0- 0	0- 0			

RPI S Opponent	Score	RPI S Opponent	Score	RPI S Opponent	Score	RPI S Opponent	Score
		36 A Syracuse	62 72	53 N West Virginia	42 75	107 N Butler	76 62
				62 A El on	58 70	118 H Delaware	74 53
				62 H El on	58 56	126 H Bucknell	63 54
				66 N Virginia Tech	67 79	136 A William & Mary	65 58
				75 A James Madi son	48 56	138 A Northeastern	69 58
				83 A Penn St.	70 84	138 H Northeastern	58 50
						160 A Saint Joseph's	65 58
						231 H Lafayette	52 37
						235 H La Salle	79 54
						242 A Hofstra	58 47
						242 H Hofstra	47 38
						246 A Niagara	66 65
						255 A Col. of Charleston	80 53
						260 H Towson	78 53
						266 H Cornell	61 39
						281 A UNCW	58 40
						281 H UNCW	68 42
						331 A Delaware St.	73 52
LAST 12 Division I GAMES:							
281 A UNCW	58 40	242 A Hofstra	58 47				
62 A El on	58 70	138 A Northeastern	69 58				
255 A Col. of Charleston	80 53	281 H UNCW	68 42				
260 H Towson	78 53	75 A James Madi son	48 56				
138 H Northeastern	58 50	136 A William & Mary	65 58				
62 H El on	58 56	242 H Hofstra	47 38				

Non-Div I Games:

Drexel

Average RPI Win:	137	WON-LOST	WINNING	LAST 10	STRENGTH OF	OPP. STRENGTH	TEAM	ADJ.	CONF.	ADJ CONF.
Average RPI Loss:	33	RECORD	PCT. RANK	GAMES	SCHEDULE	OF SCHEDULE	RPI	RPI	RPI	RPI
DIV. I ONLY	20- 6	39	8- 2	38	31	15	15	1	1	
DIV. I NON-CONF.	11- 2	22	0- 0	70	104	19	19	1	1	

TOTALS	RPI 1-25	RPI 26-50	W-L RECORDS	RPI 51-100	RPI 101-999	RPI 201+				
20- 6	2- 4	2- 1	OVERALL	5- 0	11- 1	6- 0				
14- 1	2- 1	2- 0	HOME	4- 0	6- 0	4- 0				
6- 5	0- 3	0- 1	AWAY	1- 0	5- 1	2- 0				
0- 0	0- 0	0- 0	NEUTRAL	0- 0	0- 0	0- 0				
11- 2	1- 2	1- 0	NON-CONFERENCE	3- 0	6- 0	5- 0				
9- 0	1- 0	1- 0	HOME	3- 0	4- 0	3- 0				
2- 2	0- 2	0- 0	AWAY	0- 0	2- 0	2- 0				
0- 0	0- 0	0- 0	NEUTRAL	0- 0	0- 0	0- 0				
9- 4	1- 2	1- 1	CONFERENCE	2- 0	5- 1	1- 0				
5- 1	1- 1	1- 0	HOME	1- 0	2- 0	1- 0				
4- 3	0- 1	0- 1	AWAY	1- 0	3- 1	0- 0				
0- 0	0- 0	0- 0	NEUTRAL	0- 0	0- 0	0- 0				

RPI	S	Opponent	Score	RPI	S	Opponent	Score	RPI	S	Opponent	Score	RPI	S	Opponent	Score
1	H	Notre Dame	54 72	29	H	Virginia	55 48	65	H	Georgia Tech	77 59	104	A	North Carolina	86 92
4	A	Louisville	60 66	47	H	Oregon St.	72 65	66	A	Virginia Tech	86 75	106	A	Wake Forest	80 67
6	H	Ohio St.	69 60	48	A	Miami (FL)	48 51	70	H	Wyoming	63 40	106	H	Wake Forest	59 51
17	H	NC State	69 56					79	H	Maine	69 39	141	A	Clemson	60 35
19	A	South Carolina	52 72					88	H	Liberty	68 51	166	A	Pittsburgh	58 46
23	A	Villanova	55 64									174	H	High Point	77 50
												206	H	Boston College	75 50
												220	H	UNCG	85 54
												264	A	Grand Canyon	74 61
												269	H	Presbyterian	79 45
												284	A	Old Dominion	84 51
												341	H	Winthrop	101 30

LAST 12 Division I GAMES:															
141	A	Clemson	60 35	104	A	North Carolina	86 92								
106	H	Wake Forest	59 51	66	A	Virginia Tech	86 75								
1	H	Notre Dame	54 72	29	H	Virginia	55 48								
65	H	Georgia Tech	77 59	106	A	Wake Forest	80 67								
166	A	Pittsburgh	58 46	17	H	NC State	69 56								
206	H	Boston College	75 50	4	A	Louisville	60 66								

Non-Div I Games:

Duke

D
u
q
u
e
s
n
e

Duquesne				Through Games Of Feb. 11, 2018							
Average RPI	Win:	194	WON-LOST	WINNING	LAST 10	STRENGTH OF	OPP. STRENGTH	TEAM	ADJ.	CONF.	ADJ CONF.
Average RPI	Loss:	102	RECORD	PCT. RANK	GAMES	SCHEDULE	OF SCHEDULE	RPI	RPI	RPI	RPI
DIV. I ONLY		20- 5	28	8- 2	195	102	67	67	12	12	
DIV. I NON-CONF.		10- 3	52	0- 0	174	51	56	56	10	10	

TOTALS	RPI 1-25		RPI 26-50		W-L RECORDS	RPI 51-100		RPI 101-999		RPI 201+	
20- 5	0- 1		2- 1		OVERALL	2- 0		16- 3		10- 0	
11- 1	0- 0		1- 0		HOME	1- 0		9- 1		7- 0	
8- 3	0- 0		1- 1		AWAY	1- 0		6- 2		2- 0	
1- 1	0- 1		0- 0		NEUTRAL	0- 0		1- 0		1- 0	
10- 3	0- 1		2- 0		NON-CONFERENCE	1- 0		7- 2		5- 0	
6- 0	0- 0		1- 0		HOME	1- 0		4- 0		3- 0	
3- 2	0- 0		1- 0		AWAY	0- 0		2- 2		1- 0	
1- 1	0- 1		0- 0		NEUTRAL	0- 0		1- 0		1- 0	
10- 2	0- 0		0- 1		CONFERENCE	1- 0		9- 1		5- 0	
5- 1	0- 0		0- 0		HOME	0- 0		5- 1		4- 0	
5- 1	0- 0		0- 1		AWAY	1- 0		4- 0		1- 0	
0- 0	0- 0		0- 0		NEUTRAL	0- 0		0- 0		0- 0	

RPI 1-25				RPI 26-50				RPI 51-100 Team's RPI: 67				RPI 101+			
RPI	S	Opponent	Score	RPI	S	Opponent	Score	RPI	S	Opponent	Score	RPI	S	Opponent	Score
2	N	UConn	52 104	28	H	Central Mich.	64 61	64	H	Toledo	73 54	111	H	George Mason	71 64
				29	A	Virginia	74 63	95	A	George Washington	54 53	120	H	Saint Francis (PA)	87 68
				39	A	Dayton	70 79					123	A	ETSU	77 81
												158	A	Davidson	79 54
												160	A	Saint Joseph's	61 42
												160	H	Saint Joseph's	50 69
												166	A	Pittsburgh	66 53
												186	A	Charlotte	72 75
												199	A	Richmond	78 70
												211	H	Akron	66 60
												217	N	N.C. A&T	73 60
												235	H	La Salle	78 50
												256	H	St. Bonaventure	73 59
												283	H	Massachusetts	60 57
												285	A	VCU	70 51
												285	H	VCU	80 71
												291	H	Central Conn. St.	83 58
												340	H	Iona	80 59
												341	A	Winthrop	81 54

LAST 12 Division I GAMES:															
				160	H	Saint Joseph's	50 69	111	H	George Mason	71 64				
				285	H	VCU	80 71	235	H	La Salle	78 50				
				199	A	Richmond	78 70	95	A	George Washington	54 53				
				39	A	Dayton	70 79	285	A	VCU	70 51				
				256	H	St. Bonaventure	73 59	158	A	Davidson	79 54				
				160	A	Saint Joseph's	61 42	283	H	Massachusetts	60 57				

D
u
q
u
e
s
n
e

Non-Div I Games:

Duquesne

Average RPI Win:	221	WON-LOST	WINNING	LAST 10	STRENGTH OF	OPP. STRENGTH	TEAM	ADJ.	CONF.	ADJ CONF.
Average RPI Loss:	85	RECORD	PCT. RANK	GAMES	SCHEDULE	OF SCHEDULE	RPI	RPI	RPI	RPI
DIV. I ONLY	14- 10	124	8- 2	179	91	123	123	17	17	
DIV. I NON-CONF.	6- 8	209	0- 1	156	26	160	160	16	16	

TOTALS	RPI 1-25	RPI 26-50	W-L RECORDS	RPI 51-100	RPI 101-999	RPI 201+				
14- 10	0- 3	0- 0	OVERALL	3- 4	11- 3	8- 2				
7- 3	0- 0	0- 0	HOME	2- 2	5- 1	3- 1				
7- 4	0- 2	0- 0	AWAY	1- 1	6- 1	5- 1				
0- 3	0- 1	0- 0	NEUTRAL	0- 1	0- 1	0- 0				
6- 8	0- 3	0- 0	NON-CONFERENCE	1- 3	5- 2	4- 1				
3- 2	0- 0	0- 0	HOME	1- 1	2- 1	1- 1				
3- 3	0- 2	0- 0	AWAY	0- 1	3- 0	3- 0				
0- 3	0- 1	0- 0	NEUTRAL	0- 1	0- 1	0- 0				
8- 2	0- 0	0- 0	CONFERENCE	2- 1	6- 1	4- 1				
4- 1	0- 0	0- 0	HOME	1- 1	3- 0	2- 0				
4- 1	0- 0	0- 0	AWAY	1- 0	3- 1	2- 1				
0- 0	0- 0	0- 0	NEUTRAL	0- 0	0- 0	0- 0				

RPI 1-25				RPI 26-50				RPI 51-100				RPI 101+ Team's RPI: 123			
RPI	S	Opponent	Score	RPI	S	Opponent	Score	RPI	S	Opponent	Score	RPI	S	Opponent	Score
1	N	Notre Dame	46 77					52	H	Michigan St.	74 83	109	N	Western Mi ch.	79 87
7	A	Tennessee	49 87					56	H	Mercer	65 85	134	H	Cincinnati	87 77
17	A	NC State	58 70					60	A	Houston	69 88	159	H	Samford	76 48
								67	H	Duquesne	81 77	188	A	Furman	69 57
								87	N	Washington St.	76 80	220	A	UNCG	61 65
								100	A	Chattanooga	61 55	220	H	UNCG	60 52
								100	H	Chattanooga	65 58	244	H	Northern Ky.	45 57
												271	A	Appalachian St.	70 57
												293	A	Murray St.	96 68
												299	H	Tennessee Tech	74 55
												301	A	Wofford	61 58
												312	A	Western Caro.	76 46
												312	H	Western Caro.	66 50
												341	A	Winthrop	74 63

LAST 12 Division I GAMES:															
100	A	Chattanooga	61 55	188	A	Furman	69 57	100	H	Chattanooga	65 58	220	H	UNCG	60 52
312	A	Western Caro.	76 46	100	H	Chattanooga	65 58	312	H	Western Caro.	66 50	244	H	Northern Ky.	45 57
220	A	UNCG	61 65	220	H	UNCG	60 52	52	H	Michigan St.	74 83				
159	H	Samford	76 48												
56	H	Mercer	65 85												
301	A	Wofford	61 58												

Non-Div I Games: North Greenville 90 67

ETSU

Average RPI Win:	225	WON-LOST	WINNING	LAST 10	STRENGTH OF	OPP. STRENGTH	TEAM	ADJ.	CONF.	ADJ CONF.
Average RPI Loss:	146	RECORD	PCT. RANK	GAMES	SCHEDULE	OF SCHEDULE	RPI	RPI	RPI	RPI
DIV. I ONLY	13- 11	151	5- 5	232	154	208	208	8	8	
DIV. I NON-CONF.	8- 5	111	1- 0	326	342	254	254	7	7	

TOTALS	RPI 1-25	RPI 26-50	W-L RECORDS	RPI 51-100	RPI 101-999	RPI 201+				
13- 11	0- 1	0- 1	OVERALL	1- 0	12- 9	6- 2				
10- 4	0- 1	0- 0	HOME	1- 0	9- 3	4- 0				
2- 5	0- 0	0- 0	AWAY	0- 0	2- 1	1- 0				
1- 2	0- 0	0- 0	NEUTRAL	0- 0	1- 2	1- 1				
8- 5	0- 0	0- 0	NON-CONFERENCE	0- 0	8- 5	6- 2				
6- 2	0- 0	0- 0	HOME	0- 0	6- 2	4- 0				
1- 1	0- 0	0- 0	AWAY	0- 0	1- 1	1- 1				
1- 2	0- 0	0- 0	NEUTRAL	0- 0	1- 2	1- 1				
5- 6	0- 1	0- 1	CONFERENCE	1- 0	4- 4	0- 0				
4- 2	0- 1	0- 0	HOME	1- 0	3- 1	0- 0				
1- 4	0- 0	0- 1	AWAY	0- 0	1- 3	0- 0				
0- 0	0- 0	0- 0	NEUTRAL	0- 0	0- 0	0- 0				

RPI 1-25				RPI 26-50				RPI 51-100				RPI 101+				Team's RPI: 208
RPI	S	Opponent	Score	RPI	S	Opponent	Score	RPI	S	Opponent	Score	RPI	S	Opponent	Score	
2	H	UConn	35 96	27	A	South Fla.	47 88	60	H	Houston	80 78	101	A	Tulane	58 64	
												134	A	Cincinnati	79 70	
												134	H	Cincinnati	54 66	
												135	N	UTEP	79 93	
												136	H	William & Mary	65 71	
												155	H	Wichita St.	77 67	
												168	H	Tulsa	73 67	
												186	H	Charlotte	58 55	
												190	A	Memphis	36 72	
												192	A	SMU	51 65	
												192	H	SMU	76 47	
												199	H	Richmond	64 65	
												200	H	Norfolk St.	51 46	
												210	N	Jacksonville St.	73 82	
												273	N	Rider	66 63	
												281	A	UNCW	62 66	
												288	H	USC Upstate	66 53	
												290	A	Kennesaw St.	66 56	
												302	H	UMES	64 54	
												335	H	N.C. Central	73 61	
												343	H	Savannah St.	103 37	

LAST 12 Division I GAMES:																
				27	A	South Fla.	47 88	192	A	SMU	51 65					
				192	H	SMU	76 47	168	H	Tulsa	73 67					
				155	H	Wichita St.	77 67	190	A	Memphis	36 72					
				134	A	Cincinnati	79 70	2	H	UConn	35 96					
				101	A	Tulane	58 64	134	H	Cincinnati	54 66					
				60	H	Houston	80 78	302	H	UMES	64 54					

Non-Div I Games:

East Carolina

Loss,
Non-Conf,
S Site,
H Home
A Away
N Neutral

Average RPI Win:	341	WON-LOST	WINNING	LAST 10	STRENGTH OF	OPP. STRENGTH	TEAM	ADJ.	CONF.	ADJ CONF.
Average RPI Loss:	205	RECORD	PCT. RANK	GAMES	SCHEDULE	OF SCHEDULE	RPI	RPI	RPI	RPI
DIV. I ONLY	2- 23	344	1- 9	284	326	344	344	25	25	
DIV. I NON-CONF.	1- 10	327	0- 0	288	317	346	346	27	27	

TOTALS	RPI 1-25	RPI 26-50	W-L RECORDS	RPI 51-100	RPI 101-999	RPI 201+				
2- 23	0- 0	0- 0	OVERALL	0- 3	2- 20	2- 13				
2- 10	0- 0	0- 0	HOME	0- 1	2- 9	2- 7				
0- 12	0- 0	0- 0	AWAY	0- 2	0- 10	0- 6				
0- 1	0- 0	0- 0	NEUTRAL	0- 0	0- 1	0- 0				
1- 10	0- 0	0- 0	NON-CONFERENCE	0- 1	1- 9	1- 4				
1- 4	0- 0	0- 0	HOME	0- 0	1- 4	1- 3				
0- 5	0- 0	0- 0	AWAY	0- 1	0- 4	0- 1				
0- 1	0- 0	0- 0	NEUTRAL	0- 0	0- 1	0- 0				
1- 13	0- 0	0- 0	CONFERENCE	0- 2	1- 11	1- 9				
1- 6	0- 0	0- 0	HOME	0- 1	1- 5	1- 4				
0- 7	0- 0	0- 0	AWAY	0- 1	0- 6	0- 5				
0- 0	0- 0	0- 0	NEUTRAL	0- 0	0- 0	0- 0				

RPI 1-25				RPI 26-50				RPI 51-100				RPI 101+ Team's RPI: 344			
RPI	S	Opponent	Score	RPI	S	Opponent	Score	RPI	S	Opponent	Score	RPI	S	Opponent	Score
								71	A	Belmont	37 59	118	N	Delaware	37 66
								71	H	Belmont	58 86	124	H	Northern Ill.	64 93
								99	A	Wright St.	46 81	129	A	Cleveland St.	69 77
												140	A	SIUE	52 62
												160	A	Saint Joseph's	62 80
												184	A	Northwestern	40 74
												191	H	UT Martin	44 72
												210	H	Jacksonville St.	50 59
												216	A	Morehead St.	81 89
												223	H	North Texas	61 63
												225	H	Southeast Mo. St.	54 77
												236	A	Austin Peay	59 69
												236	H	Austin Peay	66 75
												248	H	Bradley	52 67
												279	H	Valparaiso	67 76
												293	A	Murray St.	61 72
												299	H	Tennessee Tech	57 60
												305	A	Eastern Ky.	51 67
												320	A	Fort Wayne	77 93
												333	A	Tennessee St.	68 86
												333	H	Tennessee St.	66 59
												348	H	Evansville	79 52

LAST 12 Division I GAMES:															
236	H	Austin Peay	66 75	225	H	Southeast Mo. St.	54 77								
140	A	SIUE	52 62	191	H	UT Martin	44 72								
299	H	Tennessee Tech	57 60	71	H	Belmont	58 86								
210	H	Jacksonville St.	50 59	333	H	Tennessee St.	66 59								
333	A	Tennessee St.	68 86	305	A	Eastern Ky.	51 67								
71	A	Belmont	37 59	216	A	Morehead St.	81 89								

Non-Div I Games:

Eastern Ill.

Average RPI Win:	271	WON-LOST	WINNING	LAST 10	STRENGTH OF	OPP. STRENGTH	TEAM	ADJ.	CONF.	ADJ CONF.
Average RPI Loss:	185	RECORD	PCT. RANK	GAMES	SCHEDULE	OF SCHEDULE	RPI	RPI	RPI	RPI
DIV. I ONLY	7- 15	268	3- 7	306	229	305	305	25	25	
DIV. I NON-CONF.	2- 6	280	0- 0	298	76	291	291	27	27	

TOTALS	RPI 1-25	RPI 26-50	W-L RECORDS	RPI 51-100	RPI 101-999	RPI 201+				
7- 15	0- 0	0- 0	OVERALL	0- 2	7- 13	7- 7				
5- 6	0- 0	0- 0	HOME	0- 2	5- 4	5- 1				
2- 9	0- 0	0- 0	AWAY	0- 0	2- 9	2- 6				
0- 0	0- 0	0- 0	NEUTRAL	0- 0	0- 0	0- 0				
2- 6	0- 0	0- 0	NON-CONFERENCE	0- 1	2- 5	2- 2				
1- 2	0- 0	0- 0	HOME	0- 1	1- 1	1- 0				
1- 4	0- 0	0- 0	AWAY	0- 0	1- 4	1- 2				
0- 0	0- 0	0- 0	NEUTRAL	0- 0	0- 0	0- 0				
5- 9	0- 0	0- 0	CONFERENCE	0- 1	5- 8	5- 5				
4- 4	0- 0	0- 0	HOME	0- 1	4- 3	4- 1				
1- 5	0- 0	0- 0	AWAY	0- 0	1- 5	1- 4				
0- 0	0- 0	0- 0	NEUTRAL	0- 0	0- 0	0- 0				

RPI 1-25				RPI 26-50				RPI 51-100				RPI 101+				Team's RPI: 305	
RPI	S	Opponent	Score	RPI	S	Opponent	Score	RPI	S	Opponent	Score	RPI	S	Opponent	Score		
								71	H	Belmont	55	77	111	A	George Mason	41	64
								76	H	Ohio	57	69	134	A	Cincinnati	53	64
												140	H	SIUE	60	62	
												145	H	Kent St.	57	65	
												191	A	UT Martin	49	77	
												191	H	UT Martin	54	72	
												203	A	Bowling Green	60	77	
												210	A	Jacksonville St.	51	65	
												210	H	Jacksonville St.	48	44	
												211	A	Akron	45	62	
												216	H	Morehead St.	59	56	
												220	H	UNCG	70	59	
												225	A	Southeast Mo. St.	55	69	
												236	A	Austin Peay	45	59	
												293	A	Murray St.	68	75	
												299	A	Tennessee Tech	76	68	
												299	H	Tennessee Tech	55	53	
												312	A	Western Caro.	62	59	
												333	H	Tennessee St.	58	59	
												344	H	Eastern Ill.	67	51	

LAST 12 Division I GAMES:																	
				216	H	Morehead St.	59	56	210	H	Jacksonville St.	48	44				
				191	H	UT Martin	54	72	299	H	Tennessee Tech	55	53				
				333	H	Tennessee St.	58	59	225	A	Southeast Mo. St.	55	69				
				71	H	Belmont	55	77	191	A	UT Martin	49	77				
				293	A	Murray St.	68	75	344	H	Eastern Ill.	67	51				
				236	A	Austin Peay	45	59	140	H	SIUE	60	62				

Non-Div I Games: Ohio Christian 69 45

Eastern Ky.

Average RPI Win:	200	WON-LOST	WINNING	LAST 10	STRENGTH OF	OPP. STRENGTH	TEAM	ADJ.	CONF.	ADJ CONF.
Average RPI Loss:	144	RECORD	PCT. RANK	GAMES	SCHEDULE	OF SCHEDULE	RPI	RPI	RPI	RPI
DIV. I ONLY	8- 14	251	4- 6	183	156	222	222	7	7	
DIV. I NON-CONF.	3- 7	254	0- 0	331	339	314	314	8	8	

TOTALS	RPI 1-25	RPI 26-50	W-L RECORDS	RPI 51-100	RPI 101-999	RPI 201+				
8- 14	0- 1	0- 3	OVERALL	2- 1	6- 9	4- 4				
4- 4	0- 0	0- 1	HOME	1- 1	3- 2	2- 1				
4- 9	0- 1	0- 2	AWAY	1- 0	3- 6	2- 3				
0- 1	0- 0	0- 0	NEUTRAL	0- 0	0- 1	0- 0				
3- 7	0- 0	0- 1	NON-CONFERENCE	0- 0	3- 6	3- 3				
2- 0	0- 0	0- 0	HOME	0- 0	2- 0	2- 0				
1- 6	0- 0	0- 1	AWAY	0- 0	1- 5	1- 3				
0- 1	0- 0	0- 0	NEUTRAL	0- 0	0- 1	0- 0				
5- 7	0- 1	0- 2	CONFERENCE	2- 1	3- 3	1- 1				
2- 4	0- 0	0- 1	HOME	1- 1	1- 2	0- 1				
3- 3	0- 1	0- 1	AWAY	1- 0	2- 1	1- 0				
0- 0	0- 0	0- 0	NEUTRAL	0- 0	0- 0	0- 0				

RPI 1-25				RPI 26-50				RPI 51-100				RPI 101+				Team's RPI: 222
RPI	S	Opponent	Score	RPI	S	Opponent	Score	RPI	S	Opponent	Score	RPI	S	Opponent	Score	
21	A	Buffalo	92 97	28	H	Central Mich.	72 95	64	H	Toledo	70 57	109	H	Western Mich.	69 67	
				41	A	Ball St.	85 91	90	A	Miami (OH)	74 59	124	A	Northern Ill.	83 76	
				46	A	Minnesota	56 80	90	H	Miami (OH)	69 73	129	A	Cleveland St.	65 77	
												145	A	Kent St.	69 76	
												145	H	Kent St.	60 67	
												147	A	Loyola Marymount	64 73	
												181	N	Denver	54 60	
												203	A	Bowling Green	54 52	
												211	H	Akron	65 77	
												254	A	Illinois St.	56 65	
												256	A	St. Bonaventure	51 70	
												316	A	Detroit Mercy	78 76	
												326	A	Ill. -Chicago	70 73	
												342	H	Florida A&M	83 61	
												349	H	Longwood	73 44	

LAST 12 Division I GAMES:																
211	H	Akron	65 77	109	H	Western Mich.	69 67									
41	A	Ball St.	85 91	90	A	Miami (OH)	74 59									
28	H	Central Mich.	72 95	145	A	Kent St.	69 76									
21	A	Buffalo	92 97	64	H	Toledo	70 57									
90	H	Miami (OH)	69 73	203	A	Bowling Green	54 52									
124	A	Northern Ill.	83 76	145	H	Kent St.	60 67									

Non-Div I Games: Rochester College 62 29

Eastern Mich.

Average RPI	Win:	238	WON-LOST	WINNING	LAST 10	STRENGTH OF	OPP. STRENGTH	TEAM	ADJ.	CONF.	ADJ CONF.
Average RPI	Loss:	96	RECORD	PCT. RANK	GAMES	SCHEDULE	OF SCHEDULE	RPI	RPI	RPI	RPI
DIV. I ONLY	11- 12	190	6- 4	176	99	180	180	19	19		
DIV. I NON-CONF.	4- 7	226	0- 0	78	140	167	167	13	13		

TOTALS	RPI 1-25	RPI 26-50	W-L RECORDS	RPI 51-100	RPI 101-999	RPI 201+					
11- 12	0- 1	0- 4	OVERALL	0- 1	11- 6	6- 0					
8- 3	0- 0	0- 1	HOME	0- 0	8- 2	4- 0					
2- 8	0- 1	0- 3	AWAY	0- 0	2- 4	2- 0					
1- 1	0- 0	0- 0	NEUTRAL	0- 1	1- 0	0- 0					
4- 7	0- 1	0- 2	NON-CONFERENCE	0- 1	4- 3	2- 0					
2- 2	0- 0	0- 0	HOME	0- 0	2- 2	1- 0					
1- 4	0- 1	0- 2	AWAY	0- 0	1- 1	1- 0					
1- 1	0- 0	0- 0	NEUTRAL	0- 1	1- 0	0- 0					
7- 5	0- 0	0- 2	CONFERENCE	0- 0	7- 3	4- 0					
6- 1	0- 0	0- 1	HOME	0- 0	6- 0	3- 0					
1- 4	0- 0	0- 1	AWAY	0- 0	1- 3	1- 0					
0- 0	0- 0	0- 0	NEUTRAL	0- 0	0- 0	0- 0					

RPI 1-25				RPI 26-50				RPI 51-100				RPI 101+				Team's RPI: 180
RPI	S	Opponent	Score	RPI	S	Opponent	Score	RPI	S	Opponent	Score	RPI	S	Opponent	Score	
11	A	Oregon	40 81	31	A	Northern Colo.	62 68	77	N	Saint Mary's (CA)	56 76	125	H	BYU	69 73	
				31	H	Northern Colo.	65 70					139	A	Portland St.	60 75	
				42	A	Purdue	40 65					139	H	Portland St.	64 57	
				50	A	Gonzaga	45 69					146	A	Fresno St.	56 81	
												149	A	Idaho	71 85	
												149	H	Idaho	71 64	
												152	H	Cal Poly	75 72	
												169	A	North Dakota	79 81	
												169	H	North Dakota	74 70	
												177	H	Boise St.	57 61	
												191	N	UT Martin	61 58	
												268	A	Sacramento St.	83 72	
												268	H	Sacramento St.	83 76	
												310	A	Air Force	65 63	
												318	H	Northern Ariz.	82 62	
												324	H	Southern Utah	58 41	
												327	H	Utah Valley	61 41	

LAST 12 Division I GAMES:																
				149	A	Idaho	71 85	318	H	Northern Ariz.	82 62					
				139	H	Portland St.	64 57	149	H	Idaho	71 64					
				268	H	Sacramento St.	83 76	268	A	Sacramento St.	83 72					
				31	A	Northern Colo.	62 68	139	A	Portland St.	60 75					
				169	A	North Dakota	79 81	169	H	North Dakota	74 70					
				324	H	Southern Utah	58 41	31	H	Northern Colo.	65 70					

Non-Div I Games: Multnomah 88 42

Eastern Wash.

Average RPI Win:	194	WON-LOST	WINNING	LAST 10	STRENGTH OF	OPP. STRENGTH	TEAM	ADJ.	CONF.	ADJ CONF.
Average RPI Loss:	76	RECORD	PCT. RANK	GAMES	SCHEDULE	OF SCHEDULE	RPI	RPI	RPI	RPI
DIV. I ONLY	16- 7	64	7- 3	111	131	62	62	10	10	
DIV. I NON-CONF.	7- 3	74	0- 0	161	88	64	64	12	12	

TOTALS	RPI 1-25	RPI 26-50	W-L RECORDS	RPI 51-100	RPI 101-999	RPI 201+				
16- 7	0- 2	1- 0	OVERALL	3- 2	12- 3	9- 0				
10- 0	0- 0	0- 0	HOME	2- 0	8- 0	6- 0				
5- 6	0- 0	1- 0	AWAY	0- 0	4- 0	3- 0				
1- 1	0- 1	0- 0	NEUTRAL	1- 0	0- 0	0- 0				
7- 3	0- 2	1- 0	NON-CONFERENCE	1- 0	5- 1	4- 0				
3- 0	0- 0	0- 0	HOME	0- 0	3- 0	3- 0				
3- 2	0- 1	1- 0	AWAY	0- 0	2- 1	1- 0				
1- 1	0- 1	0- 0	NEUTRAL	1- 0	0- 0	0- 0				
9- 4	0- 0	0- 0	CONFERENCE	2- 2	7- 2	5- 0				
7- 0	0- 0	0- 0	HOME	2- 0	5- 0	3- 0				
2- 4	0- 0	0- 0	AWAY	0- 2	2- 2	2- 0				
0- 0	0- 0	0- 0	NEUTRAL	0- 0	0- 0	0- 0				

RPI 1-25				RPI 26-50				RPI 51-100 Team's RPI: 62				RPI 101+			
RPI	S	Opponent	Score	RPI	S	Opponent	Score	RPI	S	Opponent	Score	RPI	S	Opponent	Score
17	A	NC State	57 70	43	A	UCF	71 57	61	A	Drexel	56 58	106	A	Wake Forest	51 53
20	N	Iowa	61 74					61	H	Drexel	70 58	118	A	Delaware	66 80
								75	A	James Madison	67 70	118	H	Delaware	64 51
								75	H	James Madison	50 43	136	A	William & Mary	75 81
								94	N	Alabama	60 55	138	H	Northeastern	78 71
												158	A	Davison	75 58
												205	H	Hampton	82 59
												217	A	N. C. A&T	90 59
												255	A	Col. of Charleston	77 55
												255	H	Col. of Charleston	97 44
												260	A	Towson	71 45
												260	H	Towson	84 61
												281	H	UNCW	75 67
												335	H	N. C. Central	78 50
												341	H	Winthrop	98 37
LAST 12 Division I GAMES:															
255	H	Col. of Charleston	97 44	118	H	Delaware	64 51								
61	H	Drexel	70 58	260	H	Towson	84 61								
75	H	James Madison	50 43	136	A	William & Mary	75 81								
255	A	Col. of Charleston	77 55	75	A	James Madison	67 70								
260	A	Towson	71 45	138	H	Northeastern	78 71								
61	A	Drexel	56 58	118	A	Delaware	66 80								

Non-Div I Games: Coker

106 54

E l o n

Average RPI Win: 293	WON-LOST RECORD	WINNING PCT. RANK	LAST 10 GAMES	STRENGTH OF SCHEDULE	OPP. STRENGTH OF SCHEDULE	TEAM RPI	ADJ. RPI	CONF. RPI	ADJ CONF. RPI
Average RPI Loss: 208									
DIV. I ONLY	1- 20	345	0- 10	310	291	348	348	24	24
DIV. I NON-CONF.	1- 8	313	0- 0	323	341	347	347	22	22

TOTALS	RPI 1-25	RPI 26-50	W-L RECORDS	RPI 51-100	RPI 101-999	RPI 201+			
1- 20	0- 0	0- 1	OVERALL	0- 3	1- 16	1- 12			
1- 8	0- 0	0- 0	HOME	0- 1	1- 7	1- 4			
0- 12	0- 0	0- 0	AWAY	0- 1	0- 2	0- 2			
0- 0	0- 0	0- 0	NEUTRAL	0- 0	0- 0	0- 0			
1- 8	0- 0	0- 1	NON-CONFERENCE	0- 1	1- 6	1- 6			
1- 1	0- 0	0- 0	HOME	0- 0	1- 1	1- 1			
0- 7	0- 0	0- 1	AWAY	0- 1	0- 5	0- 5			
0- 0	0- 0	0- 0	NEUTRAL	0- 0	0- 0	0- 0			
0- 12	0- 0	0- 0	CONFERENCE	0- 2	0- 10	0- 6			
0- 7	0- 0	0- 0	HOME	0- 1	0- 6	0- 3			
0- 5	0- 0	0- 0	AWAY	0- 1	0- 4	0- 3			
0- 0	0- 0	0- 0	NEUTRAL	0- 0	0- 0	0- 0			

RPI 1-25	RPI 26-50	RPI 51-100	RPI 101+	Team's RPI: 348
RPI S Opponent Score	RPI S Opponent Score	RPI S Opponent Score	RPI S Opponent Score	
	49 A Western Ky. 54 92	85 A Drake 66 107	108 H Missouri St. 65 95	
		85 H Drake 50 101	144 A UNI 41 65	
		97 A Kentucky 62 100	144 H UNI 60 85	
			164 H Southern Ill. 62 74	
			216 H Morehead St. 75 82	
			225 A Southeast Mo. St. 65 74	
			236 A Austin Peay 73 82	
			248 H Bradley 59 117	
			254 H Illinois St. 43 67	
			263 A Indiana St. 48 56	
			263 H Indiana St. 57 66	
			279 A Valparaiso 59 101	
			293 H Murray St. 89 81	
			307 A Loyola Chicago 63 82	
			315 A Alabama A&M 56 70	
			326 A Ill. -Chicago 77 96	
			344 A Eastern Ill. 52 79	
LAST 12 Division I GAMES:				
144 H UNI 60 85	254 H Illinois St. 43 67			
85 H Drake 50 101	85 A Drake 66 107			
263 H Indiana St. 57 66	144 A UNI 41 65			
307 A Loyola Chicago 63 82	263 A Indiana St. 48 56			
279 A Valparaiso 59 101	108 H Missouri St. 65 95			
248 H Bradley 59 117	164 H Southern Ill. 62 74			

Non-Div I Games: Oakland City 96 59 Westminster (MO) 79 53

Average RPI Win: 187
Average RPI Loss: 104

WON-LOST
RECORD

WINNING
PCT. RANK

LAST 10
GAMES

STRENGTH OF
SCHEDULE

OPP. STRENGTH
OF SCHEDULE

TEAM
RPI

ADJ.
RPI

CONF.
RPI

ADJ CONF.
RPI

DIV. I ONLY	20- 4	17	9- 1	132	142	40	40	22	22
DIV. I NON-CONF.	11- 3	45	1- 0	50	53	24	24	21	21
<hr/>									
TOTALS	RPI 1-25	RPI 26-50	W-L RECORDS	RPI 51-100	RPI 101-999	RPI 201+			
20- 4	1- 1	1- 0	OVERALL	4- 2	14- 1	11- 1			
10- 0	0- 0	1- 0	HOME	3- 0	6- 0	4- 0			
8- 2	0- 0	0- 0	AWAY	1- 0	7- 0	7- 0			
2- 2	1- 1	0- 0	NEUTRAL	0- 1	1- 0	0- 0			
11- 3	1- 1	1- 0	NON-CONFERENCE	2- 2	7- 0	5- 0			
5- 0	0- 0	1- 0	HOME	2- 0	2- 0	1- 0			
4- 1	0- 0	0- 0	AWAY	0- 1	4- 0	4- 0			
2- 2	1- 1	0- 0	NEUTRAL	0- 1	1- 0	0- 0			
9- 1	0- 0	0- 0	CONFERENCE	2- 0	7- 1	6- 1			
5- 0	0- 0	0- 0	HOME	1- 0	4- 0	3- 0			
4- 1	0- 0	0- 0	AWAY	1- 0	3- 1	3- 1			
0- 0	0- 0	0- 0	NEUTRAL	0- 0	0- 0	0- 0			

RPI 1-25				RPI 26-50				RPI 51-100				RPI 101+			
RPI	S	Opponent	Score	RPI	S	Opponent	Score	RPI	S	Opponent	Score	RPI	S	Opponent	Score
6	N	Ohio St.	62 104	37	H	South Dakota St.	87 78	71	N	Belmont	65 75	140	H	SIUE	66 49
24	N	DePaul	89 84					78	H	Harvard	65 56	145	N	Kent St.	80 62
								92	A	Jacksonville	65 63	173	H	Stetson	80 40
								92	H	Jacksonville	63 58	207	A	Siena	63 50
								97	H	Kentucky	70 64	211	A	Akron	82 63
								100	A	Chattanooga	61 68	213	H	Illinois	85 61
												214	A	Abilene Christian	94 55
												239	A	North Florida	73 75
												239	H	North Florida	67 52
												261	A	Lipscomb	68 54
												288	A	USC Upstate	88 44
												288	H	USC Upstate	93 60
												290	A	Kennesaw St.	78 57
												303	A	FIU	88 52
												346	H	NJIT	90 66
<hr/>															
LAST 12 Division I GAMES:															
288	A	USC Upstate	88 44	290	A	Kennesaw St.	78 57								
239	H	North Florida	67 52	288	H	USC Upstate	93 60								
92	A	Jacksonville	65 63	346	H	NJIT	90 66								
239	A	North Florida	73 75	173	H	Stetson	80 40								
92	H	Jacksonville	63 58	37	H	South Dakota St.	87 78								
261	A	Lipscomb	68 54	140	H	SIUE	66 49								

Non-Div I Games: Southeastern (FL) 76 66 Ave Maria 99 35 Fla. Memorial 82 43

FGCU

Loss, Non-Conf, S Site, H Home A Away N Neutral

Average RPI Win:	249	WON-LOST	WINNING	LAST 10	STRENGTH OF	OPP. STRENGTH	TEAM	ADJ.	CONF.	ADJ CONF.
Average RPI Loss:	168	RECORD	PCT. RANK	GAMES	SCHEDULE	OF SCHEDULE	RPI	RPI	RPI	RPI
DIV. I ONLY	6- 18	294	3- 7	168	247	303	303	18	18	
DIV. I NON-CONF.	3- 10	285	1- 0	235	269	317	317	20	20	

TOTALS	RPI 1-25	RPI 26-50	W-L RECORDS	RPI 51-100	RPI 101-999	RPI 201+				
6- 18	0- 0	0- 4	OVERALL	1- 1	5- 13	4- 7				
6- 10	0- 0	0- 2	HOME	1- 1	5- 7	4- 3				
0- 8	0- 0	0- 2	AWAY	0- 0	0- 6	0- 4				
0- 0	0- 0	0- 0	NEUTRAL	0- 0	0- 0	0- 0				
3- 10	0- 0	0- 3	NON-CONFERENCE	0- 0	3- 7	3- 4				
3- 6	0- 0	0- 2	HOME	0- 0	3- 4	3- 2				
0- 4	0- 0	0- 1	AWAY	0- 0	0- 3	0- 2				
0- 0	0- 0	0- 0	NEUTRAL	0- 0	0- 0	0- 0				
3- 8	0- 0	0- 1	CONFERENCE	1- 1	2- 6	1- 3				
3- 4	0- 0	0- 0	HOME	1- 1	2- 3	1- 1				
0- 4	0- 0	0- 1	AWAY	0- 0	0- 3	0- 2				
0- 0	0- 0	0- 0	NEUTRAL	0- 0	0- 0	0- 0				

RPI 1-25				RPI 26-50				RPI 51-100				RPI 101+ Team's RPI: 303			
RPI	S	Opponent	Score	RPI	S	Opponent	Score	RPI	S	Opponent	Score	RPI	S	Opponent	Score
				27	H	South Fla.	52 82	81	H	UAB	61 71	114	H	Middle Tenn.	59 63
				40	H	FGCU	52 88	98	H	Rice	68 58	127	H	Bethune-Cookman	59 77
				48	A	Miami (FL)	69 77					132	A	Georgetown	56 77
				49	A	Western Ky.	47 101					135	H	UTEP	76 77
												141	H	Clemson	65 67
												157	H	Louisiana Tech	57 54
												186	A	Charlotte	57 80
												223	H	North Texas	46 92
												237	A	Howard	62 69
												265	A	Morgan St.	51 62
												282	H	North Dakota St.	68 71
												284	A	Old Dominion	60 68
												287	H	Vermont	80 70
												306	H	Charleston So.	77 70
												310	H	Air Force	70 69
												315	H	Alabama A&M	51 58
												334	A	Marshall I	75 78
												334	H	Marshall I	67 54
LAST 12 Division I GAMES:															
				114	H	Middle Tenn.	59 63					157	H	Louisiana Tech	57 54
				223	H	North Texas	46 92					98	H	Rice	68 58
				186	A	Charlotte	57 80					49	A	Western Ky.	47 101
				284	A	Old Dominion	60 68					334	H	Marshall I	67 54
				334	A	Marshall I	75 78					135	H	UTEP	76 77
				81	H	UAB	61 71					287	H	Vermont	80 70

Non-Div I Games:

FIU

Average RPI Win: 285	WON-LOST RECORD	WINNING PCT. RANK	LAST 10 GAMES	STRENGTH OF SCHEDULE	OPP. STRENGTH OF SCHEDULE	TEAM RPI	ADJ. RPI	CONF. RPI	ADJ. CONF. RPI
Average RPI Loss: 163									
DIV. I ONLY	10- 14	219	4- 6	292	269	258	258	28	28
DIV. I NON-CONF.	3- 8	268	0- 0	280	208	290	290	26	26

TOTALS	RPI 1-25	RPI 26-50	W-L RECORDS	RPI 51-100	RPI 101-999	RPI 201+			
10- 14	0- 1	0- 0	OVERALL	0- 2	10- 11	10- 4			
6- 4	0- 1	0- 0	HOME	0- 1	6- 2	6- 1			
4- 9	0- 0	0- 0	AWAY	0- 1	4- 8	4- 3			
0- 1	0- 0	0- 0	NEUTRAL	0- 0	0- 1	0- 0			
3- 8	0- 1	0- 0	NON-CONFERENCE	0- 0	3- 7	3- 1			
2- 2	0- 1	0- 0	HOME	0- 0	2- 1	2- 0			
1- 5	0- 0	0- 0	AWAY	0- 0	1- 5	1- 1			
0- 1	0- 0	0- 0	NEUTRAL	0- 0	0- 1	0- 0			
7- 6	0- 0	0- 0	CONFERENCE	0- 2	7- 4	7- 3			
4- 2	0- 0	0- 0	HOME	0- 1	4- 1	4- 1			
3- 4	0- 0	0- 0	AWAY	0- 1	3- 3	3- 2			
0- 0	0- 0	0- 0	NEUTRAL	0- 0	0- 0	0- 0			

RPI 1-25				RPI 26-50				RPI 51-100				RPI 101+ Team's RPI: 258			
RPI	S	Opponent	Score	RPI	S	Opponent	Score	RPI	S	Opponent	Score	RPI	S	Opponent	Score
23	H	Villanova	44 73					55	A	Quinnipiac	45 77	102	A	Seton Hall	61 80
								55	H	Quinnipiac	39 58	136	A	William & Mary	47 57
												138	A	Northeastern	43 63
												161	A	Lehigh	53 56
												170	A	Marist	63 71
												183	N	New Hampshire	61 71
												199	H	Richmond	67 72
												206	A	Boston College	66 58
												207	A	Siena	40 51
												246	H	Niagara	59 53
												247	A	Manhattan	44 55
												247	H	Manhattan	55 52
												262	H	Mt. St. Mary's	76 65
												273	A	Rider	68 57
												273	H	Rider	45 61
												286	A	Canisius	56 52
												297	H	Monmouth	61 55
												332	A	Rhode Island	47 62
												340	A	Iona	78 68
												345	H	Saint Peter's	62 41
												347	H	UMass Lowell	78 67
LAST 12 Division I GAMES:															
247	A	Manhattan	44 55	55	A	Quinnipiac	45 77								
340	A	Iona	78 68	345	H	Saint Peter's	62 41								
247	H	Manhattan	55 52	170	A	Marist	63 71								
55	H	Quinnipiac	39 58	273	H	Rider	45 61								
273	A	Rider	68 57	297	H	Monmouth	61 55								
207	A	Siena	40 51	246	H	Niagara	59 53								

Non-Div I Games:

Fairfield

Average RPI Win: 300	WON-LOST RECORD	WINNING PCT. RANK	LAST 10 GAMES	STRENGTH OF SCHEDULE	OPP. STRENGTH OF SCHEDULE	TEAM RPI	ADJ. RPI	CONF. RPI	ADJ CONF. RPI
Average RPI Loss: 203									
DIV. I ONLY	13- 9	120	6- 4	348	313	276	276	29	29
DIV. I NON-CONF.	7- 3	74	0- 0	346	325	253	253	29	29

TOTALS	RPI 1-25	RPI 26-50	W-L RECORDS	RPI 51-100	RPI 101-999	RPI 201+			
13- 9	0- 1	0- 0	OVERALL	0- 0	13- 8	12- 5			
7- 5	0- 0	0- 0	HOME	0- 0	7- 5	6- 2			
6- 4	0- 1	0- 0	AWAY	0- 0	6- 3	6- 3			
0- 0	0- 0	0- 0	NEUTRAL	0- 0	0- 0	0- 0			
7- 3	0- 1	0- 0	NON-CONFERENCE	0- 0	7- 2	6- 1			
5- 1	0- 0	0- 0	HOME	0- 0	5- 1	4- 0			
2- 2	0- 1	0- 0	AWAY	0- 0	2- 1	2- 1			
0- 0	0- 0	0- 0	NEUTRAL	0- 0	0- 0	0- 0			
6- 6	0- 0	0- 0	CONFERENCE	0- 0	6- 6	6- 4			
2- 4	0- 0	0- 0	HOME	0- 0	2- 4	2- 2			
4- 2	0- 0	0- 0	AWAY	0- 0	4- 2	4- 2			
0- 0	0- 0	0- 0	NEUTRAL	0- 0	0- 0	0- 0			

RPI 1-25				RPI 26-50				RPI 51-100				RPI 101+ Team's RPI: 276			
RPI	S	Opponent	Score	RPI	S	Opponent	Score	RPI	S	Opponent	Score	RPI	S	Opponent	Score
25	A	Rutgers	35 101									120	H	Saint Francis (PA)	56 80
												137	H	Robert Morris	68 77
												178	H	Army West Point	58 56
												197	H	Stony Brook	51 56
												237	A	Howard	65 68
												262	A	Mt. St. Mary's	52 55
												262	H	Mt. St. Mary's	53 55
												272	A	LIU Brooklyn	61 49
												278	H	Colgate	61 51
												280	A	St. Francis Brooklyn	70 62
												289	H	Sacred Heart	69 59
												291	A	Central Conn. St.	56 76
												291	H	Central Conn. St.	78 49
												294	A	Bryant	77 69
												294	H	Bryant	48 65
												297	H	Monmouth	78 61
												328	A	Wagner	74 64
												345	H	Saint Peter's	69 59
												346	A	NJIT	74 70
												347	H	UMass Lowell	60 51
												349	A	Longwood	72 52
LAST 12 Division I GAMES:															
262	H	Mt. St. Mary's	53 55	291	H	Central Conn. St.	78 49								
291	A	Central Conn. St.	56 76	294	H	Bryant	48 65								
294	A	Bryant	77 69	262	A	Mt. St. Mary's	52 55								
272	A	LIU Brooklyn	61 49	328	A	Wagner	74 64								
280	A	St. Francis Brooklyn	70 62	120	H	Saint Francis (PA)	56 80								
289	H	Sacred Heart	69 59	137	H	Robert Morris	68 77								

Non-Div I Games: Rutgers-Newark 76 40

Fairleigh Dickinson

Average RPI Win:	262	WON-LOST	WINNING	LAST 10	STRENGTH OF	OPP. STRENGTH	TEAM	ADJ.	CONF.	ADJ CONF.
Average RPI Loss:	130	RECORD	PCT. RANK	GAMES	SCHEDULE	OF SCHEDULE	RPI	RPI	RPI	RPI
DIV. I ONLY	10- 11	193	4- 6	172	256	215	215	18	18	
DIV. I NON-CONF.	6- 5	153	2- 0	302	285	238	238	20	20	

TOTALS	RPI 1-25	RPI 26-50	W-L RECORDS	RPI 51-100	RPI 101-999	RPI 201+				
10- 11	0- 0	0- 1	OVERALL	0- 4	10- 6	8- 3				
7- 5	0- 0	0- 0	HOME	0- 2	7- 3	5- 2				
3- 5	0- 0	0- 1	AWAY	0- 2	3- 2	3- 0				
0- 1	0- 0	0- 0	NEUTRAL	0- 0	0- 1	0- 1				
6- 5	0- 0	0- 0	NON-CONFERENCE	0- 2	6- 3	6- 2				
4- 2	0- 0	0- 0	HOME	0- 1	4- 1	4- 1				
2- 2	0- 0	0- 0	AWAY	0- 1	2- 1	2- 0				
0- 1	0- 0	0- 0	NEUTRAL	0- 0	0- 1	0- 1				
4- 6	0- 0	0- 1	CONFERENCE	0- 2	4- 3	2- 1				
3- 3	0- 0	0- 0	HOME	0- 1	3- 2	1- 1				
1- 3	0- 0	0- 1	AWAY	0- 1	1- 1	1- 0				
0- 0	0- 0	0- 0	NEUTRAL	0- 0	0- 0	0- 0				

RPI 1-25				RPI 26-50				RPI 51-100				RPI 101+				Team's RPI: 215	
RPI	S	Opponent	Score	RPI	S	Opponent	Score	RPI	S	Opponent	Score	RPI	S	Opponent	Score		
				49	A	Western Ky.	63 82										
								56	H	Mercer	55 66	114	H	Middle Tenn.	65 69		
								63	A	Nebraska	69 86	135	A	UTEP	70 75		
								81	A	UAB	57 90	135	H	UTEP	72 66		
								98	H	Rice	53 67	142	A	Colorado	69 76		
												157	H	Louisiana Tech	86 72		
												203	N	Bowling Green	55 66		
												223	H	North Texas	51 65		
												239	H	North Florida	83 75		
												263	A	Indiana St.	66 58		
												264	H	Grand Canyon	73 77		
												267	H	UMKC	65 55		
												280	H	St. Francis Brooklyn	80 60		
												295	A	UTSA	99 65		
												319	A	Georgia St.	82 50		
												331	H	Delaware St.	90 67		
												334	H	Marshall	79 59		
LAST 12 Division I GAMES:																	
				223	H	North Texas	51 65	135	A	UTEP	70 75						
				114	H	Middle Tenn.	65 69	98	H	Rice	53 67						
				49	A	Western Ky.	63 82	135	H	UTEP	72 66						
				81	A	UAB	57 90	334	H	Marshall	79 59						
				295	A	UTSA	99 65	267	H	UMKC	65 55						
				157	H	Louisiana Tech	86 72	331	H	Delaware St.	90 67						

Non-Div I Games:

Fla. Atlantic

Average RPI Win:	203	WON-LOST	WINNING	LAST 10	STRENGTH OF	OPP. STRENGTH	TEAM	ADJ.	CONF.	ADJ CONF.
Average RPI Loss:	65	RECORD	PCT. RANK	GAMES	SCHEDULE	OF SCHEDULE	RPI	RPI	RPI	RPI
DIV. I ONLY	10- 15	227	2- 8	60	49	163	163	2	2	
DIV. I NON-CONF.	8- 5	111	0- 0	230	121	192	192	2	2	

TOTALS	RPI 1-25	RPI 26-50	W-L RECORDS	RPI 51-100	RPI 101-999	RPI 201+				
10- 15	0- 7	1- 1	OVERALL	2- 4	7- 3	4- 0				
6- 9	0- 4	0- 1	HOME	1- 3	5- 1	3- 0				
2- 5	0- 3	1- 0	AWAY	1- 1	0- 1	0- 0				
2- 1	0- 0	0- 0	NEUTRAL	0- 0	2- 1	1- 0				
8- 5	0- 2	1- 0	NON-CONFERENCE	1- 1	6- 2	4- 0				
5- 4	0- 2	0- 0	HOME	1- 1	4- 1	3- 0				
1- 0	0- 0	1- 0	AWAY	0- 0	0- 0	0- 0				
2- 1	0- 0	0- 0	NEUTRAL	0- 0	2- 1	1- 0				
2- 10	0- 5	0- 1	CONFERENCE	1- 3	1- 1	0- 0				
1- 5	0- 2	0- 1	HOME	0- 2	1- 0	0- 0				
1- 5	0- 3	0- 0	AWAY	1- 1	0- 1	0- 0				
0- 0	0- 0	0- 0	NEUTRAL	0- 0	0- 0	0- 0				

RPI	S	Opponent	Score	RPI	S	Opponent	Score	RPI	S	Opponent	Score	RPI	S	Opponent	Score	Team's RPI: 163
3	A	Mississippi St.	53 90	26	H	LSU	59 66	92	H	Jacksonville	69 59	131	A	Ole Miss	75 78	
3	H	Mississippi St.	50 98	30	A	Oklahoma	80 61	93	A	Arkansas	65 51	131	H	Ole Miss	61 60	
5	H	Florida St.	54 84					94	H	Alabama	54 63	160	H	Saint Joseph's	71 51	
6	H	Ohio St.	77 103					96	A	Auburn	55 84	173	N	Stetson	71 85	
16	A	Missouri	64 66					97	H	Kentucky	53 56	187	H	Arkansas St.	69 70	
19	A	South Carolina	57 64					100	H	Chattanooga	60 65	199	N	Richmond	87 80	
22	H	Georgia	57 66									319	H	Georgia St.	82 66	
												331	H	Delaware St.	85 51	
												334	H	Marshall	74 69	
												343	N	Savannah St.	90 40	
LAST 12 Division I GAMES:																
19	A	South Carolina	57 64	93	A	Arkansas	65 51									
3	H	Mississippi St.	50 98	26	H	LSU	59 66									
16	A	Missouri	64 66	97	H	Kentucky	53 56									
22	H	Georgia	57 66	131	A	Ole Miss	75 78									
3	A	Mississippi St.	53 90	94	H	Alabama	54 63									
131	H	Ole Miss	61 60	96	A	Auburn	55 84									

Non-Div I Games:

Florida

Average RPI Win:	304	WON-LOST	WINNING	LAST 10	STRENGTH OF	OPP. STRENGTH	TEAM	ADJ.	CONF.	ADJ CONF.
Average RPI Loss:	224	RECORD	PCT. RANK	GAMES	SCHEDULE	OF SCHEDULE	RPI	RPI	RPI	RPI
DIV. I ONLY	4- 19	318	2- 8	341	283	342	342	31	31	
DIV. I NON-CONF.	1- 11	331	0- 1	327	206	342	342	30	30	

TOTALS	RPI 1-25	RPI 26-50	W-L RECORDS	RPI 51-100	RPI 101-999	RPI 201+				
4- 19	0- 0	0- 0	OVERALL	0- 3	4- 16	4- 14				
3- 3	0- 0	0- 0	HOME	0- 0	3- 3	3- 3				
1- 15	0- 0	0- 0	AWAY	0- 3	1- 12	1- 10				
0- 1	0- 0	0- 0	NEUTRAL	0- 0	0- 1	0- 1				
1- 11	0- 0	0- 0	NON-CONFERENCE	0- 3	1- 8	1- 8				
0- 2	0- 0	0- 0	HOME	0- 0	0- 2	0- 2				
1- 8	0- 0	0- 0	AWAY	0- 3	1- 5	1- 5				
0- 1	0- 0	0- 0	NEUTRAL	0- 0	0- 1	0- 1				
3- 8	0- 0	0- 0	CONFERENCE	0- 0	3- 8	3- 6				
3- 1	0- 0	0- 0	HOME	0- 0	3- 1	3- 1				
0- 7	0- 0	0- 0	AWAY	0- 0	0- 7	0- 5				
0- 0	0- 0	0- 0	NEUTRAL	0- 0	0- 0	0- 0				

RPI 1-25				RPI 26-50				RPI 51-100				RPI 101+ Team's RPI: 342			
RPI	S	Opponent	Score	RPI	S	Opponent	Score	RPI	S	Opponent	Score	RPI	S	Opponent	Score
								84	A	Kansas St.	57 81	127	A	Bethune-Cookman	42 44
								90	A	Miami (OH)	33 73	200	A	Norfolk St.	49 70
								94	A	Alabama	55 91	205	A	Hampton	65 66
												212	A	Xavier	52 70
												222	A	Eastern Mich.	61 83
												227	A	Texas Tech	63 82
												237	A	Howard	65 76
												237	H	Howard	74 59
												238	A	Omaha	73 78
												239	H	North Florida	68 77
												257	N	A&M-Corpus Christi	55 58
												265	A	Morgan St.	56 61
												289	H	Sacred Heart	68 73
												298	A	Coppin St.	56 62
												302	A	UMES	70 87
												312	A	Western Caro.	80 63
												321	A	UTRGV	38 51
												331	H	Delaware St.	59 54
												335	H	N.C. Central	84 81
												343	H	Savannah St.	47 65

LAST 12 Division I GAMES:															
				335	H	N.C. Central	84 81	331	H	Delaware St.	59 54				
				302	A	UMES	70 87	127	A	Bethune-Cookman	42 44				
				237	A	Howard	65 76	298	A	Coppin St.	56 62				
				343	H	Savannah St.	47 65	265	A	Morgan St.	56 61				
				200	A	Norfolk St.	49 70	237	H	Howard	74 59				
				205	A	Hampton	65 66	94	A	Alabama	55 91				

Non-Div I Games: Lynn 74 37

Florida A&M

Average RPI	Win:	116	WON-LOST	WINNING	LAST 10	STRENGTH OF	OPP. STRENGTH	TEAM	ADJ.	CONF.	ADJ CONF.
Average RPI	Loss:	16	RECORD	PCT. RANK	GAMES	SCHEDULE	OF SCHEDULE	RPI	RPI	RPI	RPI
DIV. I ONLY		21- 4		13	7- 3	11	27	5	5	1	1
DIV. I NON-CONF.		12- 1		6	0- 0	43	75	6	6	1	1

TOTALS	RPI 1-25		RPI 26-50		W-L RECORDS	RPI 51-100		RPI 101-999		RPI 201+	
21- 4	2- 3		5- 1		OVERALL	3- 0		11- 0		4- 0	
10- 1	0- 1		3- 0		HOME	2- 0		5- 0		2- 0	
11- 3	2- 2		2- 1		AWAY	1- 0		6- 0		2- 0	
0- 0	0- 0		0- 0		NEUTRAL	0- 0		0- 0		0- 0	
12- 1	1- 1		2- 0		NON-CONFERENCE	2- 0		7- 0		4- 0	
6- 0	0- 0		1- 0		HOME	1- 0		4- 0		2- 0	
6- 1	1- 1		1- 0		AWAY	1- 0		3- 0		2- 0	
0- 0	0- 0		0- 0		NEUTRAL	0- 0		0- 0		0- 0	
9- 3	1- 2		3- 1		CONFERENCE	1- 0		4- 0		0- 0	
4- 1	0- 1		2- 0		HOME	1- 0		1- 0		0- 0	
5- 2	1- 1		1- 1		AWAY	0- 0		3- 0		0- 0	
0- 0	0- 0		0- 0		NEUTRAL	0- 0		0- 0		0- 0	

RPI	S	Opponent	Score	RPI	S	Opponent	Score	RPI	S	Opponent	Score	RPI	S	Opponent	Score
1	H	Notre Dame	69 100	29	H	Virginia	77 62	66	H	Virginia Tech	107 62	104	H	North Carolina	103 65
4	A	Louisville	50 49	33	H	Arizona St.	77 66	75	A	James Madison	79 63	106	A	Wake Forest	81 79
9	A	Texas	72 87	36	A	Syracuse	69 76	92	H	Jacksonville	82 50	141	A	Clemson	69 47
17	A	NC State	56 65	38	A	Creighton	92 82					159	H	Samford	87 62
20	A	Iowa	94 93	48	A	Miami (FL)	91 71					163	A	Florida	84 54
				48	H	Miami (FL)	105 67					166	A	Pittsburgh	66 59

LAST 12 Division I GAMES:															
48	A	Miami (FL)	91 71	106	A	Wake Forest	81 79								
29	H	Virginia	77 62	66	H	Virginia Tech	107 62								
166	A	Pittsburgh	66 59	48	H	Miami (FL)	105 67								
17	A	NC State	56 65	36	A	Syracuse	69 76								
1	H	Notre Dame	69 100	141	A	Clemson	69 47								
4	A	Louisville	50 49	104	H	North Carolina	103 65								

Non-Div I Games:

Florida St.

Average RPI Win: 183	WON-LOST RECORD	WINNING PCT. RANK	LAST 10 GAMES	STRENGTH OF SCHEDULE	OPP. STRENGTH OF SCHEDULE	TEAM RPI	ADJ. RPI	CONF. RPI	ADJ CONF. RPI
Average RPI Loss: 87									
DIV. I ONLY	19- 6	45	8- 2	156	97	69	69	12	12
DIV. I NON-CONF.	9- 4	82	0- 0	117	56	68	68	10	10

TOTALS	RPI 1-25	RPI 26-50	W-L RECORDS	RPI 51-100	RPI 101-999	RPI 201+			
19- 6	0- 1	1- 1	OVERALL	3- 2	15- 2	7- 1			
12- 2	0- 1	1- 1	HOME	2- 0	9- 0	4- 0			
7- 4	0- 0	0- 0	AWAY	1- 2	6- 2	3- 1			
0- 0	0- 0	0- 0	NEUTRAL	0- 0	0- 0	0- 0			
9- 4	0- 1	1- 0	NON-CONFERENCE	2- 2	6- 1	3- 1			
7- 1	0- 1	1- 0	HOME	1- 0	5- 0	2- 0			
2- 3	0- 0	0- 0	AWAY	1- 2	1- 1	1- 1			
0- 0	0- 0	0- 0	NEUTRAL	0- 0	0- 0	0- 0			
10- 2	0- 0	0- 1	CONFERENCE	1- 0	9- 1	4- 0			
5- 1	0- 0	0- 1	HOME	1- 0	4- 0	2- 0			
5- 1	0- 0	0- 0	AWAY	0- 0	5- 1	2- 0			
0- 0	0- 0	0- 0	NEUTRAL	0- 0	0- 0	0- 0			

RPI 1-25				RPI 26-50				RPI 51-100 Team's RPI: 69				RPI 101+			
RPI	S	Opponent	Score	RPI	S	Opponent	Score	RPI	S	Opponent	Score	RPI	S	Opponent	Score
10	H	UCLA	30 67	31	H	Northern Colo.	48 33	54	A	St. John's (NY)	67 64	103	A	Saint Louis	85 91
				39	H	Dayton	62 63	57	H	UC Davis	70 62	103	H	Saint Louis	66 63
								80	A	Albany (NY)	52 59	111	A	George Mason	67 62
								83	A	Penn St.	60 65	126	H	Bucknell	71 62
								95	H	George Washington	61 50	154	H	Hartford	69 44
												158	A	Davidson	58 45
												158	H	Davidson	66 58
												166	H	Pittsburgh	58 55
												199	A	Richmond	43 38
												206	A	Boston College	52 55
												247	A	Manhattan	54 48
												256	H	St. Bonaventure	72 48
												283	A	Massachusetts	62 51
												285	A	VCU	64 54
												329	H	UMBC	55 46
												332	H	Rhode Island	76 64
												340	H	Iona	78 48

LAST 12 Division I GAMES:															
				158	A	Davidson	58 45	39	H	Dayton	62 63				
				332	H	Rhode Island	76 64	285	A	VCU	64 54				
				103	A	Saint Louis	85 91	158	H	Davidson	66 58				
				111	A	George Mason	67 62	103	H	Saint Louis	66 63				
				256	H	St. Bonaventure	72 48	283	A	Massachusetts	62 51				
				199	A	Richmond	43 38	95	H	George Washington	61 50				

Non-Div I Games:

Fordham

Average RPI Win:	296	WON-LOST	WINNING	LAST 10	STRENGTH OF	OPP. STRENGTH	TEAM	ADJ.	CONF.	ADJ CONF.
Average RPI Loss:	168	RECORD	PCT. RANK	GAMES	SCHEDULE	OF SCHEDULE	RPI	RPI	RPI	RPI
DIV. I ONLY	3- 19	327	1- 9	171	265	320	320	15	15	
DIV. I NON-CONF.	2- 8	290	0- 0	294	314	336	336	17	17	

TOTALS	RPI 1-25	RPI 26-50	W-L RECORDS	RPI 51-100	RPI 101-999	RPI 201+				
3- 19	0- 0	0- 2	OVERALL	0- 3	3- 14	3- 7				
3- 6	0- 0	0- 0	HOME	0- 1	3- 5	3- 1				
0- 13	0- 0	0- 2	AWAY	0- 2	0- 9	0- 6				
0- 0	0- 0	0- 0	NEUTRAL	0- 0	0- 0	0- 0				
2- 8	0- 0	0- 1	NON-CONFERENCE	0- 1	2- 6	2- 5				
2- 2	0- 0	0- 0	HOME	0- 0	2- 2	2- 1				
0- 6	0- 0	0- 1	AWAY	0- 1	0- 4	0- 4				
0- 0	0- 0	0- 0	NEUTRAL	0- 0	0- 0	0- 0				
1- 11	0- 0	0- 1	CONFERENCE	0- 2	1- 8	1- 2				
1- 4	0- 0	0- 0	HOME	0- 1	1- 3	1- 0				
0- 7	0- 0	0- 1	AWAY	0- 1	0- 5	0- 2				
0- 0	0- 0	0- 0	NEUTRAL	0- 0	0- 0	0- 0				

RPI 1-25				RPI 26-50				RPI 51-100				RPI 101+				Team's RPI: 320
RPI	S	Opponent	Score	RPI	S	Opponent	Score	RPI	S	Opponent	Score	RPI	S	Opponent	Score	
				37	A	South Dakota St.	49 105	71	A	Belmont	42 74	105	A	Western Ill.	44 91	
				44	A	Michigan	45 77	72	A	South Dakota	43 85	105	H	Western Ill.	64 100	
								72	H	South Dakota	60 79	112	H	Milwaukee	48 60	
												181	A	Denver	65 86	
												181	H	Denver	55 73	
												194	A	Oral Roberts	45 66	
												194	H	Oral Roberts	48 73	
												212	A	Xavier	50 62	
												213	A	Illinois	50 64	
												238	A	Omaha	61 77	
												238	H	Omaha	76 65	
												275	A	Coastal Caro.	58 67	
												279	A	Valparaiso	50 68	
												282	A	North Dakota St.	56 72	
												307	H	Loyola Chicago	79 70	
												326	H	Ill.-Chicago	51 67	
												344	H	Eastern Ill.	93 77	

LAST 12 Division I GAMES:																
				238	A	Omaha	61 77	105	A	Western Ill.	44 91					
				72	H	South Dakota	60 79	72	A	South Dakota	43 85					
				181	A	Denver	65 86	238	H	Omaha	76 65					
				194	A	Oral Roberts	45 66	181	H	Denver	55 73					
				37	A	South Dakota St.	49 105	194	H	Oral Roberts	48 73					
				282	A	North Dakota St.	56 72	105	H	Western Ill.	64 100					

Non-Div I Games: Quincy 73 72 Maryville (MO) 70 76 Findlay 55 75

Fort Wayne

Average RPI Win:	202	WON-LOST	WINNING	LAST 10	STRENGTH OF	OPP. STRENGTH	TEAM	ADJ.	CONF.	ADJ CONF.
Average RPI Loss:	170	RECORD	PCT. RANK	GAMES	SCHEDULE	OF SCHEDULE	RPI	RPI	RPI	RPI
DIV. I ONLY	14- 10	124	7- 3	217	159	146	146	16	16	
DIV. I NON-CONF.	5- 6	187	0- 0	145	228	197	197	15	15	

TOTALS	RPI 1-25	RPI 26-50	W-L RECORDS	RPI 51-100	RPI 101-999	RPI 201+				
14- 10	0- 0	0- 1	OVERALL	2- 1	12- 8	7- 2				
10- 2	0- 0	0- 1	HOME	1- 0	9- 1	4- 1				
4- 8	0- 0	0- 0	AWAY	1- 1	3- 7	3- 1				
0- 0	0- 0	0- 0	NEUTRAL	0- 0	0- 0	0- 0				
5- 6	0- 0	0- 1	NON-CONFERENCE	0- 0	5- 5	2- 1				
4- 2	0- 0	0- 1	HOME	0- 0	4- 1	1- 1				
1- 4	0- 0	0- 0	AWAY	0- 0	1- 4	1- 0				
0- 0	0- 0	0- 0	NEUTRAL	0- 0	0- 0	0- 0				
9- 4	0- 0	0- 0	CONFERENCE	2- 1	7- 3	5- 1				
6- 0	0- 0	0- 0	HOME	1- 0	5- 0	3- 0				
3- 4	0- 0	0- 0	AWAY	1- 1	2- 3	2- 1				
0- 0	0- 0	0- 0	NEUTRAL	0- 0	0- 0	0- 0				

RPI 1-25				RPI 26-50				RPI 51-100				RPI 101+ Team's RPI: 146			
RPI	S	Opponent	Score	RPI	S	Opponent	Score	RPI	S	Opponent	Score	RPI	S	Opponent	Score
				33	H	Ari zona St.	49 81					116	H	Col orado St.	56 45
								70	H	Wyomi ng	60 47	148	H	Weber St.	81 78
								86	A	New Mexi co	75 88	150	A	San Franci sco	62 70
								89	A	UNLV	74 72	153	A	Texas St.	59 76
												171	H	Paci fi c	81 70
												177	A	Boise St.	66 75
												179	A	UT Arlington	54 67
												180	H	Eastern Wash.	81 56
												189	A	Nevada	73 90
												189	H	Nevada	68 55
												201	A	CSUN	72 85
												204	A	UC Santa Barbara	64 57
												232	H	UC Ri versi de	56 68
												240	H	Montana	61 58
												251	A	San Diego St.	66 60
												251	H	San Diego St.	64 53
												296	A	Utah St.	52 60
												296	H	Utah St.	57 56
												310	A	Air Force	64 58
												310	H	Air Force	64 48
LAST 12 Division I GAMES:															
				251	A	San Diego St.	66 60					251	H	San Diego St.	64 53
				70	H	Wyomi ng	60 47					86	A	New Mexi co	75 88
				189	H	Nevada	68 55					177	A	Boise St.	66 75
				310	H	Air Force	64 48					116	H	Col orado St.	56 45
				296	A	Utah St.	52 60					296	H	Utah St.	57 56
				89	A	UNLV	74 72					310	A	Air Force	64 58

Non-Div I Games:

Fresno St.

Average RPI Win: 223
Average RPI Loss: 158

WON-LOST
RECORD

WINNING
PCT. RANK

LAST 10
GAMES

STRENGTH OF
SCHEDULE

OPP. STRENGTH
OF SCHEDULE

TEAM
RPI

ADJ.
RPI

CONF.
RPI

ADJ CONF.
RPI

DIV. I ONLY	12- 11	162	4- 5	258	147	188	188	17	17
DIV. I NON-CONF.	7- 5	132	0- 0	282	163	153	153	16	16

TOTALS	RPI 1-25	RPI 26-50	W-L RECORDS	RPI 51-100	RPI 101-999	RPI 201+			
12- 11	0- 1	0- 0	OVERALL	2- 2	10- 8	8- 5			
8- 2	0- 0	0- 0	HOME	1- 1	7- 1	5- 0			
3- 8	0- 0	0- 0	AWAY	0- 0	3- 3	3- 2			
1- 1	0- 0	0- 0	NEUTRAL	1- 0	0- 1	0- 1			
7- 5	0- 1	0- 0	NON-CONFERENCE	1- 0	6- 4	5- 3			
4- 0	0- 0	0- 0	HOME	0- 0	4- 0	3- 0			
2- 4	0- 1	0- 0	AWAY	0- 0	2- 3	2- 2			
1- 1	0- 0	0- 0	NEUTRAL	1- 0	0- 1	0- 1			
5- 6	0- 0	0- 0	CONFERENCE	1- 2	4- 4	3- 2			
4- 2	0- 0	0- 0	HOME	1- 1	3- 1	2- 0			
1- 4	0- 0	0- 0	AWAY	0- 1	1- 3	1- 2			
0- 0	0- 0	0- 0	NEUTRAL	0- 0	0- 0	0- 0			

RPI 1-25				RPI 26-50				RPI 51-100				RPI 101+				Team's RPI: 188
RPI	S	Opponent	Score	RPI	S	Opponent	Score	RPI	S	Opponent	Score	RPI	S	Opponent	Score	
22	A	Georgia	44 79					56	A	Mercer	53 65	104	A	North Carolina	56 84	
								56	H	Mercer	64 86	123	H	ETSU	57 69	
								76	N	Ohio	70 68	158	H	Davids on	65 62	
								100	H	Chattanooga	58 57	159	A	Samford	58 62	
												159	H	Samford	45 41	
												212	N	Xavier	62 75	
												220	A	UNCG	74 76	
												220	H	UNCG	55 54	
												221	A	Gardner-Webb	57 71	
												229	A	UNC Asheville	71 63	
												255	H	Col. of Charleston	72 58	
												269	A	Presbyteri an	75 76	
												281	H	UNCW	76 71	
												288	A	USC Upstate	80 59	
												290	H	Kennesaw St.	78 59	
												301	A	Wofford	48 79	
												312	A	Western Caro.	68 59	
												312	H	Western Caro.	66 46	

LAST 12 Division I GAMES:																
312	H	Western Caro.	66 46	123	H	ETSU	57 69									
220	H	UNCG	55 54	220	A	UNCG	74 76									
159	A	Samford	58 62	312	A	Western Caro.	68 59									
56	A	Mercer	53 65	56	H	Mercer	64 86									
301	A	Wofford	48 79	159	H	Samford	45 41									
100	H	Chattanooga	58 57	269	A	Presbyteri an	75 76									

Non-Div I Games: Pfeiffer 102 51 Bob Jones 93 46 Converse 80 41

Furman

Loss, Non-Conf, S Site, H Home A Away N Neutral

Average RPI Win:	278	WON-LOST	WINNING	LAST 10	STRENGTH OF	OPP. STRENGTH	TEAM	ADJ.	CONF.	ADJ CONF.
Average RPI Loss:	178	RECORD	PCT. RANK	GAMES	SCHEDULE	OF SCHEDULE	RPI	RPI	RPI	RPI
DIV. I ONLY	3- 19	327	2- 8	188	300	323	323	23	23	
DIV. I NON-CONF.	1- 8	313	0- 0	139	333	294	294	23	23	

TOTALS	RPI 1-25	RPI 26-50	W-L RECORDS	RPI 51-100	RPI 101-999	RPI 201+				
3- 19	0- 0	0- 1	OVERALL	0- 3	3- 15	2- 6				
2- 9	0- 0	0- 0	HOME	0- 2	2- 7	1- 2				
1- 10	0- 0	0- 1	AWAY	0- 1	1- 8	1- 4				
0- 0	0- 0	0- 0	NEUTRAL	0- 0	0- 0	0- 0				
1- 8	0- 0	0- 1	NON-CONFERENCE	0- 3	1- 4	1- 3				
0- 5	0- 0	0- 0	HOME	0- 2	0- 3	0- 2				
1- 3	0- 0	0- 1	AWAY	0- 1	1- 1	1- 1				
0- 0	0- 0	0- 0	NEUTRAL	0- 0	0- 0	0- 0				
2- 11	0- 0	0- 0	CONFERENCE	0- 0	2- 11	1- 3				
2- 4	0- 0	0- 0	HOME	0- 0	2- 4	1- 0				
0- 7	0- 0	0- 0	AWAY	0- 0	0- 7	0- 3				
0- 0	0- 0	0- 0	NEUTRAL	0- 0	0- 0	0- 0				

RPI 1-25				RPI 26-50				RPI 51-100				RPI 101+				Team's RPI: 323
RPI	S	Opponent	Score	RPI	S	Opponent	Score	RPI	S	Opponent	Score	RPI	S	Opponent	Score	
				43	A	UCF	38 62	56	A	Mercer	45 72	113	A	Little Rock	52 92	
								68	H	IUPUI	52 72	113	H	Little Rock	34 64	
								94	H	Alabama	36 84	122	A	South Ala.	52 79	
												153	H	Texas St.	56 81	
												162	H	Louisiana	48 58	
												167	A	Troy	47 88	
												179	H	UT Arlington	73 68	
												187	A	Arkansas St.	48 69	
												187	H	Arkansas St.	62 71	
												197	H	Stony Brook	49 68	
												217	A	N.C. A&T	49 60	
												271	A	Appalachian St.	56 87	
												275	A	Coastal Caro.	51 54	
												290	H	Kennesaw St.	58 60	
												317	A	South Carolina St.	61 58	
												319	A	Georgia St.	56 71	
												337	H	La.-Monroe	75 45	
												343	H	Savannah St.	67 71	
LAST 12 Division I GAMES:																
				162	H	Louisiana	48 58	319	A	Georgia St.	56 71					
				337	H	La.-Monroe	75 45	271	A	Appalachian St.	56 87					
				187	A	Arkansas St.	48 69	275	A	Coastal Caro.	51 54					
				113	A	Little Rock	52 92	113	H	Little Rock	34 64					
				179	H	UT Arlington	73 68	187	H	Arkansas St.	62 71					
				153	H	Texas St.	56 81	122	A	South Ala.	52 79					

Non-Div I Games: Coastal Ga. 68 63 Thomas (GA) 79 51

Ga. Southern

Average RPI Win:	268	WON-LOST	WINNING	LAST 10	STRENGTH OF	OPP. STRENGTH	TEAM	ADJ.	CONF.	ADJ CONF.
Average RPI Loss:	155	RECORD	PCT. RANK	GAMES	SCHEDULE	OF SCHEDULE	RPI	RPI	RPI	RPI
DIV. I ONLY	12- 9	134	4- 6	311	285	221	221	27	27	
DIV. I NON-CONF.	7- 2	51	0- 0	291	218	122	122	28	28	

TOTALS	RPI 1-25	RPI 26-50	W-L RECORDS	RPI 51-100	RPI 101-999	RPI 201+				
12- 9	0- 0	0- 1	OVERALL	0- 3	12- 5	9- 3				
7- 4	0- 0	0- 1	HOME	0- 1	7- 2	5- 2				
5- 5	0- 0	0- 0	AWAY	0- 0	5- 3	4- 1				
0- 0	0- 0	0- 0	NEUTRAL	0- 0	0- 0	0- 0				
7- 2	0- 0	0- 1	NON-CONFERENCE	0- 1	7- 0	5- 0				
4- 1	0- 0	0- 1	HOME	0- 0	4- 0	3- 0				
3- 1	0- 0	0- 0	AWAY	0- 1	3- 0	2- 0				
0- 0	0- 0	0- 0	NEUTRAL	0- 0	0- 0	0- 0				
5- 7	0- 0	0- 0	CONFERENCE	0- 2	5- 5	4- 3				
3- 3	0- 0	0- 0	HOME	0- 1	3- 2	2- 2				
2- 4	0- 0	0- 0	AWAY	0- 1	2- 3	2- 1				
0- 0	0- 0	0- 0	NEUTRAL	0- 0	0- 0	0- 0				

RPI 1-25				RPI 26-50				RPI 51-100				RPI 101+				Team's RPI: 221
RPI	S	Opponent	Score	RPI	S	Opponent	Score	RPI	S	Opponent	Score	RPI	S	Opponent	Score	
				43	H	UCF	30 65	88	A	Liberty	41 59	156	A	Radford	46 66	
								88	H	Liberty	60 85	156	H	Radford	69 53	
								97	A	Kentucky	34 72	158	A	Davi dson	70 65	
												174	A	High Poi nt	80 83	
												188	H	Furman	71 57	
												216	A	Morehead St.	68 60	
												229	H	UNC Asheville	60 61	
												249	H	Campbel l	44 73	
												262	A	Mt. St. Mary's	75 67	
												269	A	Presbyteri an	69 72	
												288	H	USC Upstate	60 39	
												301	H	Wofford	73 55	
												306	H	Charleston So.	68 52	
												312	H	Western Caro.	70 67	
												341	A	Wi nthrop	66 59	
												341	H	Wi nthrop	68 55	
												349	A	Longwood	61 54	

LAST 12 Division I GAMES:																
341	H	Wi nthrop	68 55	306	H	Charleston So.	68 52									
88	A	Li berty	41 59	269	A	Presbyteri an	69 72									
156	A	Radford	46 66	88	H	Li berty	60 85									
229	H	UNC Asheville	60 61	349	A	Longwood	61 54									
341	A	Wi nthrop	66 59	156	H	Radford	69 53									
249	H	Campbel l	44 73	174	A	High Poi nt	80 83									

Non-Div I Games: Montreat 83 26 Converse 82 59 Pfeiffer 72 53

Gardner-Webb

Average RPI Win:	233	WON-LOST	WINNING	LAST 10	STRENGTH OF	OPP. STRENGTH	TEAM	ADJ.	CONF.	ADJ CONF.
Average RPI Loss:	82	RECORD	PCT. RANK	GAMES	SCHEDULE	OF SCHEDULE	RPI	RPI	RPI	RPI
DIV. I ONLY	19- 7	55	6- 4	266	160	111	111	12	12	
DIV. I NON-CONF.	11- 3	45	0- 0	279	268	102	102	10	10	

TOTALS	RPI 1-25	RPI 26-50	W-L RECORDS	RPI 51-100	RPI 101-999	RPI 201+				
19- 7	0- 0	0- 1	OVERALL	2- 5	17- 1	13- 0				
13- 2	0- 0	0- 0	HOME	1- 2	12- 0	9- 0				
5- 5	0- 0	0- 0	AWAY	0- 1	5- 1	4- 0				
1- 0	0- 0	0- 0	NEUTRAL	1- 0	0- 0	0- 0				
11- 3	0- 0	0- 1	NON-CONFERENCE	2- 1	9- 1	9- 0				
9- 0	0- 0	0- 0	HOME	1- 0	8- 0	8- 0				
1- 3	0- 0	0- 1	AWAY	0- 1	1- 1	1- 0				
1- 0	0- 0	0- 0	NEUTRAL	1- 0	0- 0	0- 0				
8- 4	0- 0	0- 0	CONFERENCE	0- 4	8- 0	4- 0				
4- 2	0- 0	0- 0	HOME	0- 2	4- 0	1- 0				
4- 2	0- 0	0- 0	AWAY	0- 2	4- 0	3- 0				
0- 0	0- 0	0- 0	NEUTRAL	0- 0	0- 0	0- 0				

RPI	S	Opponent	Score	RPI	S	Opponent	Score	RPI	S	Opponent	Score	RPI	S	Opponent	Score	Team's RPI: 111
44	A	Michigan	61 75	58	H	American	71 53	103	H	Saint Louis	81 72	142	A	Colorado	61 76	
				60	A	Houston	73 82	158	H	Davidson	74 61	160	A	Saint Joseph's	65 57	
				67	A	Duquesne	64 71	199	H	Richmond	77 56	225	H	Southeast Mo. St.	57 38	
				69	H	Fordham	62 67	230	A	Loyola Maryland	80 72	235	A	La Salle	69 56	
				85	N	Drake	87 75	254	H	Illinois St.	56 37	256	A	St. Bonaventure	76 63	
				95	A	George Washington	52 62	272	H	LIU Brooklyn	73 70	283	H	Massachusetts	71 60	
				95	H	George Washington	61 65	284	H	Old Dominion	66 53	302	H	UMES	82 68	
								305	H	Eastern Ky.	64 41	329	H	UMBC	58 38	
								332	A	Rhode Island	92 53	349	H	Longwood	60 41	
LAST 12 Division I GAMES:																
283	H	Massachusetts	71 60	67	A	Duquesne	64 71									
95	H	George Washington	61 65	199	H	Richmond	77 56									
160	A	Saint Joseph's	65 57	332	A	Rhode Island	92 53									
256	A	St. Bonaventure	76 63	95	A	George Washington	52 62									
69	H	Fordham	62 67	235	A	La Salle	69 56									
103	H	Saint Louis	81 72	158	H	Davidson	74 61									

Non-Div I Games:

George Mason

Average RPI Win:	202	WON-LOST	WINNING	LAST 10	STRENGTH OF	OPP. STRENGTH	TEAM	ADJ.	CONF.	ADJ CONF.
Average RPI Loss:	54	RECORD	PCT. RANK	GAMES	SCHEDULE	OF SCHEDULE	RPI	RPI	RPI	RPI
DIV. I ONLY	12- 12	174	6- 4	32	106	95	95	12	12	
DIV. I NON-CONF.	5- 7	212	0- 0	16	52	106	106	10	10	

TOTALS	RPI 1-25	RPI 26-50	W-L RECORDS	RPI 51-100	RPI 101-999	RPI 201+				
12- 12	0- 1	0- 6	OVERALL	1- 3	11- 2	6- 0				
6- 7	0- 0	0- 4	HOME	1- 1	5- 2	2- 0				
6- 5	0- 0	0- 0	AWAY	0- 0	6- 0	4- 0				
0- 0	0- 0	0- 0	NEUTRAL	0- 0	0- 0	0- 0				
5- 7	0- 1	0- 4	NON-CONFERENCE	1- 1	4- 1	2- 0				
3- 4	0- 0	0- 3	HOME	1- 0	2- 1	0- 0				
2- 3	0- 1	0- 1	AWAY	0- 1	2- 0	2- 0				
0- 0	0- 0	0- 0	NEUTRAL	0- 0	0- 0	0- 0				
7- 5	0- 0	0- 2	CONFERENCE	0- 2	7- 1	4- 0				
3- 3	0- 0	0- 1	HOME	0- 1	3- 1	2- 0				
4- 2	0- 0	0- 1	AWAY	0- 1	4- 0	2- 0				
0- 0	0- 0	0- 0	NEUTRAL	0- 0	0- 0	0- 0				

RPI 1-25				RPI 26-50				RPI 51-100				Team's RPI : 95				RPI 101+			
RPI	S	Opponent	Score	RPI	S	Opponent	Score	RPI	S	Opponent	Score	RPI	S	Opponent	Score	RPI	S	Opponent	Score
13	A	Maryland	54 80	27	H	South Fla.	78 83	56	A	Mercer	44 61	103	H	Saint Louis	69 72				
				35	A	Princeton	52 72	58	H	American	61 44	111	A	George Mason	65 61				
				36	H	Syracuse	62 74	67	H	Duquesne	53 54	111	H	George Mason	62 52				
				37	H	South Dakota St.	88 97	69	A	Fordham	50 61	121	H	Vanderbilt	59 69				
				39	A	Dayton	55 66					132	H	Georgetown	65 54				
				39	H	Dayton	53 57					158	A	Davidson	53 48				
												185	H	Wisconsin	61 46				
												235	H	La Salle	60 45				
												256	A	St. Bonaventure	63 56				
												260	A	Towson	66 43				
												285	A	VCU	61 39				
												297	A	Monmouth	59 45				
												332	H	Rhode Island	65 52				
LAST 12 Division I GAMES:																			
				39	H	Dayton	53 57	39	A	Dayton	55 66								
				111	A	George Mason	65 61	158	A	Davidson	53 48								
				256	A	St. Bonaventure	63 56	67	H	Duquesne	53 54								
				235	H	La Salle	60 45	111	H	George Mason	62 52								
				103	H	Saint Louis	69 72	285	A	VCU	61 39								
				332	H	Rhode Island	65 52	69	A	Fordham	50 61								

Non-Div I Games:

George Washington

Average RPI Win:	191	WON-LOST	WINNING	LAST 10	STRENGTH OF	OPP. STRENGTH	TEAM	ADJ.	CONF.	ADJ CONF.
Average RPI Loss:	60	RECORD	PCT. RANK	GAMES	SCHEDULE	OF SCHEDULE	RPI	RPI	RPI	RPI
DIV. I ONLY	11- 13	197	4- 6	110	32	132	132	6	6	
DIV. I NON-CONF.	5- 5	170	0- 0	233	42	169	169	6	6	

TOTALS	RPI 1-25	RPI 26-50	W-L RECORDS	RPI 51-100	RPI 101-999	RPI 201+				
11- 13	0- 4	1- 2	OVERALL	0- 5	10- 2	6- 0				
5- 5	0- 2	1- 1	HOME	0- 1	4- 1	3- 0				
5- 6	0- 2	0- 1	AWAY	0- 2	5- 1	3- 0				
1- 2	0- 0	0- 0	NEUTRAL	0- 2	1- 0	0- 0				
5- 5	0- 1	0- 1	NON-CONFERENCE	0- 3	5- 0	4- 0				
2- 1	0- 0	0- 1	HOME	0- 0	2- 0	2- 0				
2- 2	0- 1	0- 0	AWAY	0- 1	2- 0	2- 0				
1- 2	0- 0	0- 0	NEUTRAL	0- 2	1- 0	0- 0				
6- 8	0- 3	1- 1	CONFERENCE	0- 2	5- 2	2- 0				
3- 4	0- 2	1- 0	HOME	0- 1	2- 1	1- 0				
3- 4	0- 1	0- 1	AWAY	0- 1	3- 1	1- 0				
0- 0	0- 0	0- 0	NEUTRAL	0- 0	0- 0	0- 0				

RPI 1-25				RPI 26-50				RPI 51-100				RPI 101+				Team's RPI: 132
RPI	S	Opponent	Score	RPI	S	Opponent	Score	RPI	S	Opponent	Score	RPI	S	Opponent	Score	
17	A	NC State	49 63	32	H	Marquette	85 58	54	A	St. John's (NY)	41 64	102	A	Seton Hall	65 70	
23	A	Villanova	67 68	38	A	Creighton	58 69	54	H	St. John's (NY)	63 71	102	H	Seton Hall	71 52	
23	H	Villanova	58 60	46	H	Minnesota	63 73	95	A	George Washington	54 65	107	A	Butler	63 52	
24	H	DePaul	62 78					96	N	Auburn	40 60	107	H	Butler	57 66	
								100	N	Chattanooga	41 54	184	N	Northwestern	55 54	
												195	A	Providence	75 43	
												212	A	Xavier	65 48	
												212	H	Xavier	65 60	
												230	A	Loyola Maryland	72 54	
												237	H	Howard	93 41	
												285	A	VCU	71 59	
												303	H	FIU	77 56	

LAST 12 Division I GAMES:																
54	H	St. John's (NY)	63 71	32	H	Marquette	85 58	102	A	Seton Hall	65 70					
102	H	Seton Hall	71 52	54	A	St. John's (NY)	41 64	23	A	Villanova	67 68					
23	A	Villanova	58 60	95	A	George Washington	54 65	212	A	Xavier	65 48					
107	A	Butler	63 52	96	N	Auburn	40 60	107	H	Butler	57 66					
24	H	DePaul	62 78	100	N	Chattanooga	41 54	212	H	Xavier	65 60					

Non-Div I Games:

Georgetown

Average RPI	Win:	144	WON-LOST	WINNING	LAST 10	STRENGTH OF	OPP. STRENGTH	TEAM	ADJ.	CONF.	ADJ CONF.
Average RPI	Loss:	11	RECORD	PCT. RANK	GAMES	SCHEDULE	OF SCHEDULE	RPI	RPI	RPI	RPI
DIV. I ONLY		21- 4	13	8- 2	69	29	22	22	2	2	
DIV. I NON-CONF.		12- 1	6	0- 0	116	128	29	29	2	2	

TOTALS	RPI 1-25		RPI 26-50		W-L RECORDS	RPI 51-100	RPI 101-999		RPI 201+		
21- 4	2- 3		1- 1		OVERALL	6- 0	12- 0		6- 0		
13- 2	1- 2		0- 0		HOME	4- 0	8- 0		5- 0		
8- 2	1- 1		1- 1		AWAY	2- 0	4- 0		1- 0		
0- 0	0- 0		0- 0		NEUTRAL	0- 0	0- 0		0- 0		
12- 1	0- 1		1- 0		NON-CONFERENCE	3- 0	8- 0		6- 0		
8- 1	0- 1		0- 0		HOME	2- 0	6- 0		5- 0		
4- 0	0- 0		1- 0		AWAY	1- 0	2- 0		1- 0		
0- 0	0- 0		0- 0		NEUTRAL	0- 0	0- 0		0- 0		
9- 3	2- 2		0- 1		CONFERENCE	3- 0	4- 0		0- 0		
5- 1	1- 1		0- 0		HOME	2- 0	2- 0		0- 0		
4- 2	1- 1		0- 1		AWAY	1- 0	2- 0		0- 0		
0- 0	0- 0		0- 0		NEUTRAL	0- 0	0- 0		0- 0		

RPI	S	Opponent	Score	RPI	S	Opponent	Score	RPI	S	Opponent	Score	RPI	S	Opponent	Score
3	H	Mississippi St.	62 86	26	A	LSU	60 71	56	A	Mercer	72 54	121	A	Vanderbilt	81 52
7	A	Tennessee	46 62	29	A	Virginia	64 61	65	H	Georgia Tech	60 53	121	H	Vanderbilt	67 55
9	H	Texas	53 81					93	H	Arkansas	78 65	125	A	BYU	79 63
16	H	Missouri	62 50					96	H	Auburn	60 48	131	H	Ole Miss	69 45
18	A	Texas A&M	92 84					97	A	Kentucky	56 42	163	A	Florida	66 57
								99	H	Wright St.	87 71	188	H	Furman	79 44
												217	A	N. C. A&T	73 63
												237	H	Howard	87 47
												239	H	North Florida	75 37
												299	H	Tennessee Tech	56 48
												301	H	Wofford	95 56
												312	H	Western Caro.	76 50

LAST 12 Division I GAMES:															
7	A	Tennessee	46 62	96	H	Auburn	60 48	18	A	Texas A&M	92 84	93	H	Arkansas	78 65
121	H	Vanderbilt	67 55	121	A	Vanderbilt	81 52	97	A	Kentucky	56 42	121	A	Vanderbilt	81 52
131	H	Ole Miss	69 45	3	H	Mississippi St.	62 86								
26	A	LSU	60 71												
163	A	Florida	66 57												
16	H	Missouri	62 50												

Non-Div I Games:

Georgia

Average RPI Win: 289	WON-LOST RECORD	WINNING PCT. RANK	LAST 10 GAMES	STRENGTH OF SCHEDULE	OPP. STRENGTH OF SCHEDULE	TEAM RPI	ADJ. RPI	CONF. RPI	ADJ CONF. RPI
Average RPI Loss: 166									
DIV. I ONLY	4- 18	312	2- 8	210	206	319	319	23	23
DIV. I NON-CONF.	2- 7	286	0- 0	184	107	283	283	23	23

TOTALS	RPI 1-25	RPI 26-50	W-L RECORDS	RPI 51-100	RPI 101-999	RPI 201+			
4- 18	0- 1	0- 1	OVERALL	0- 1	4- 15	4- 5			
4- 7	0- 0	0- 1	HOME	0- 0	4- 6	4- 1			
0- 11	0- 0	0- 0	AWAY	0- 0	0- 0	0- 0			
0- 0	0- 0	0- 0	NEUTRAL	0- 0	0- 0	0- 0			
2- 7	0- 1	0- 1	NON-CONFERENCE	0- 1	2- 4	2- 3			
2- 2	0- 0	0- 1	HOME	0- 0	2- 1	2- 1			
0- 5	0- 1	0- 0	AWAY	0- 1	0- 3	0- 2			
0- 0	0- 0	0- 0	NEUTRAL	0- 0	0- 0	0- 0			
2- 11	0- 0	0- 0	CONFERENCE	0- 0	2- 11	2- 2			
2- 5	0- 0	0- 0	HOME	0- 0	2- 5	2- 0			
0- 6	0- 0	0- 0	AWAY	0- 0	0- 6	0- 2			
0- 0	0- 0	0- 0	NEUTRAL	0- 0	0- 0	0- 0			

RPI 1-25				RPI 26-50				RPI 51-100				RPI 101+ Team's RPI: 319			
RPI	S	Opponent	Score	RPI	S	Opponent	Score	RPI	S	Opponent	Score	RPI	S	Opponent	Score
3	A	Mississippi St.	50 106	49	H	Western Ky.	63 74	65	A	Georgia Tech	51 75	113	A	Little Rock	47 54
												113	H	Little Rock	50 65
												122	A	South Ala.	52 88
												153	H	Texas St.	63 83
												162	H	Louisiana	60 75
												163	A	Florida	66 82
												167	A	Troy	86 90
												179	H	UT Arlington	76 81
												187	A	Arkansas St.	63 76
												187	H	Arkansas St.	58 75
												210	H	Jacksonville St.	55 41
												215	H	Fla. Atlantic	50 82
												271	A	Appalachian St.	62 77
												275	A	Coastal Caro.	49 64
												281	A	UNCW	62 74
												285	H	VCU	61 56
												290	A	Kennesaw St.	61 71
												323	H	Ga. Southern	71 56
												337	H	La. -Monroe	70 57
LAST 12 Division I GAMES:															
337	H	La. -Monroe	70 57	323	H	Ga. Southern	71 56	275	A	Coastal Caro.	49 64	271	A	Appalachian St.	62 77
162	H	Louisiana	60 75	187	H	Arkansas St.	58 75	113	H	Little Rock	50 65	167	A	Troy	86 90
113	A	Little Rock	47 54	162	H	Louisiana	60 75	163	A	Florida	66 82				
187	A	Arkansas St.	63 76	113	H	Little Rock	50 65								
153	H	Texas St.	63 83												
179	H	UT Arlington	76 81												

Non-Div I Games: Allen 101 56 North Greenville 91 89

Georgia St.

Average RPI Win:	180	WON-LOST	WINNING	LAST 10	STRENGTH OF	OPP. STRENGTH	TEAM	ADJ.	CONF.	ADJ CONF.
Average RPI Loss:	75	RECORD	PCT. RANK	GAMES	SCHEDULE	OF SCHEDULE	RPI	RPI	RPI	RPI
DIV. I ONLY	20- 5	28	9- 1	105	128	50	50	13	13	
DIV. I NON-CONF.	7- 4	102	0- 0	24	134	53	53	11	11	

TOTALS	RPI 1-25	RPI 26-50	W-L RECORDS	RPI 51-100	RPI 101-999	RPI 201+				
20- 5	0- 1	0- 0	OVERALL	2- 3	18- 1	7- 0				
10- 2	0- 0	0- 0	HOME	0- 2	10- 0	3- 0				
9- 1	0- 0	0- 0	AWAY	2- 0	7- 1	4- 0				
1- 2	0- 1	0- 0	NEUTRAL	0- 1	1- 0	0- 0				
7- 4	0- 1	0- 0	NON-CONFERENCE	1- 2	6- 1	1- 0				
4- 1	0- 0	0- 0	HOME	0- 1	4- 0	0- 0				
2- 1	0- 0	0- 0	AWAY	1- 0	1- 1	1- 0				
1- 2	0- 1	0- 0	NEUTRAL	0- 1	1- 0	0- 0				
13- 1	0- 0	0- 0	CONFERENCE	1- 1	12- 0	6- 0				
6- 1	0- 0	0- 0	HOME	0- 1	6- 0	3- 0				
7- 0	0- 0	0- 0	AWAY	1- 0	6- 0	3- 0				
0- 0	0- 0	0- 0	NEUTRAL	0- 0	0- 0	0- 0				

RPI 1-25				RPI 26-50				Team's RPI: 50				RPI 51-100				RPI 101+			
RPI	S	Opponent	Score	RPI	S	Opponent	Score	RPI	S	Opponent	Score	RPI	S	Opponent	Score	RPI	S	Opponent	Score
24	N	DePaul	71 88									71	N	Belmont	63 71	105	H	Western Ill.	80 65
												77	A	Saint Mary's (CA)	73 65	116	A	Colorado St.	49 65
												77	H	Saint Mary's (CA)	56 72	120	H	Saint Francis (PA)	97 74
												87	A	Washington St.	64 56	125	A	BYU	84 70
												89	H	UNLV	50 52	139	H	Portland St.	91 52
																145	N	Kent St.	77 57
																147	H	Loyola Marymount	77 67
																150	A	San Francisco	81 57
																150	H	San Francisco	74 47
																171	A	Pacific	99 72
																171	H	Pacific	90 66
																180	H	Eastern Wash.	69 45
																202	A	San Diego	63 44
																228	H	Pepperdine	73 51
																240	A	Montana	70 55
																274	A	Santa Clara	63 51
																274	H	Santa Clara	71 44
																309	A	Portland	70 56
																309	H	Portland	75 36
LAST 12 Division I GAMES:																			

Non-Div I Games:

Gonzaga

Average RPI Win:	291	WON-LOST	WINNING	LAST 10	STRENGTH OF	OPP. STRENGTH	TEAM	ADJ.	CONF.	ADJ CONF.
Average RPI Loss:	161	RECORD	PCT. RANK	GAMES	SCHEDULE	OF SCHEDULE	RPI	RPI	RPI	RPI
DIV. I ONLY	12- 11	162	7- 3	328	275	234	234	32	32	
DIV. I NON-CONF.	3- 8	268	0- 0	267	93	273	273	32	32	

TOTALS	RPI 1-25	RPI 26-50	W-L RECORDS	RPI 51-100	RPI 101-999	RPI 201+				
12- 11	0- 1	0- 0	OVERALL	0- 2	12- 8	11- 3				
7- 2	0- 1	0- 0	HOME	0- 0	7- 1	6- 1				
5- 8	0- 0	0- 0	AWAY	0- 0	5- 1	5- 1				
0- 1	0- 0	0- 0	NEUTRAL	0- 0	0- 1	0- 0				
3- 8	0- 1	0- 0	NON-CONFERENCE	0- 2	3- 5	3- 1				
2- 1	0- 1	0- 0	HOME	0- 0	2- 0	2- 0				
1- 6	0- 0	0- 0	AWAY	0- 2	1- 4	1- 1				
0- 1	0- 0	0- 0	NEUTRAL	0- 0	0- 1	0- 0				
9- 3	0- 0	0- 0	CONFERENCE	0- 0	9- 3	8- 2				
5- 1	0- 0	0- 0	HOME	0- 0	5- 1	4- 1				
4- 2	0- 0	0- 0	AWAY	0- 0	4- 2	4- 1				
0- 0	0- 0	0- 0	NEUTRAL	0- 0	0- 0	0- 0				

RPI 1-25				RPI 26-50				RPI 51-100				RPI 101+ Team's RPI: 234			
RPI	S	Opponent	Score	RPI	S	Opponent	Score	RPI	S	Opponent	Score	RPI	S	Opponent	Score
5	H	Florida St.	53 96					93	A	Arkansas	62 79	104	N	North Carolina	63 79
								94	A	Alabama	49 73	157	A	Louisiana Tech	53 64
												176	A	Southern U.	44 63
												176	H	Southern U.	79 71
												187	A	Arkansas St.	56 76
												190	A	Memphis	48 57
												212	A	Xavier	67 72
												245	H	Texas Southern	63 73
												259	A	McNeese	75 60
												270	A	Prairie View	75 68
												270	H	Prairie View	81 79
												292	H	Southeastern La.	61 52
												300	A	Alcorn	75 68
												300	H	Alcorn	68 51
												304	H	Alabama St.	93 71
												308	A	Jackson St.	70 82
												315	H	Alabama A&M	78 49
												336	A	Ark. -Pine Bluff	66 57
												337	H	La. -Monroe	61 52
												338	A	Mississippi Val.	64 62

LAST 12 Division I GAMES:															
270	A	Prairie View	75 68	245	H	Texas Southern	63 73	270	H	Prairie View	81 79				
300	H	Alcorn	68 51	300	A	Alcorn	75 68	300	A	Alcorn	75 68				
176	H	Southern U.	79 71	176	A	Southern U.	44 63	304	H	Alabama St.	93 71				
338	A	Mississippi Val.	64 62	304	H	Alabama St.	93 71	315	H	Alabama A&M	78 49				
336	A	Ark. -Pine Bluff	66 57												
308	A	Jackson St.	70 82												

Non-Div I Games:

Grambling

Grand Canyon

Through Games Of Feb. 11, 2018

Average RPI Win:	294	WON-LOST	WINNING	LAST 10	STRENGTH OF	OPP. STRENGTH	TEAM	ADJ.	CONF.	ADJ CONF.
Average RPI Loss:	185	RECORD	PCT. RANK	GAMES	SCHEDULE	OF SCHEDULE	RPI	RPI	RPI	RPI
DIV. I ONLY	11- 11	174	7- 3	338	296	264	264	30	30	
DIV. I NON-CONF.	4- 8	239	1- 0	273	260	270	270	31	31	

TOTALS	RPI 1-25	RPI 26-50	W-L RECORDS	RPI 51-100	RPI 101-999	RPI 201+				
11- 11	0- 1	0- 0	OVERALL	0- 2	11- 8	11- 5				
7- 4	0- 1	0- 0	HOME	0- 1	7- 2	7- 2				
4- 7	0- 0	0- 0	AWAY	0- 1	4- 6	4- 3				
0- 0	0- 0	0- 0	NEUTRAL	0- 0	0- 0	0- 0				
4- 8	0- 1	0- 0	NON-CONFERENCE	0- 2	4- 5	4- 2				
2- 3	0- 1	0- 0	HOME	0- 1	2- 1	2- 1				
2- 5	0- 0	0- 0	AWAY	0- 1	2- 4	2- 1				
0- 0	0- 0	0- 0	NEUTRAL	0- 0	0- 0	0- 0				
7- 3	0- 0	0- 0	CONFERENCE	0- 0	7- 3	7- 3				
5- 1	0- 0	0- 0	HOME	0- 0	5- 1	5- 1				
2- 2	0- 0	0- 0	AWAY	0- 0	2- 2	2- 2				
0- 0	0- 0	0- 0	NEUTRAL	0- 0	0- 0	0- 0				

RPI 1-25				RPI 26-50				RPI 51-100				RPI 101+				Team's RPI: 264
RPI	S	Opponent	Score	RPI	S	Opponent	Score	RPI	S	Opponent	Score	RPI	S	Opponent	Score	
15	H	Duke	61 74					89	A	UNLV	47 76	127	A	Bethune-Cookman	60 69	
								98	H	Rice	59 69	152	A	Cal Poly	69 75	
												175	A	Washington	65 79	
												215	A	Fla. Atlantic	77 73	
												218	H	Seattle U	74 63	
												241	A	New Mexico St.	60 64	
												241	H	New Mexico St.	50 34	
												267	A	UMKC	82 84	
												267	H	UMKC	59 62	
												274	H	Santa Clara	39 38	
												279	A	Valparaiso	75 80	
												318	A	Northern Ariz.	72 54	
												321	A	UTRGV	65 59	
												321	H	UTRGV	59 58	
												324	H	Southern Utah	59 54	
												325	H	Long Beach St.	63 65	
												327	H	Utah Valley	81 61	
												339	A	Chicago St.	59 43	
												339	H	Chicago St.	64 36	

LAST 12 Division I GAMES:																
241	H	New Mexico St.	50 34	339	H	Chicago St.	64 36									
321	H	UTRGV	59 58	321	A	UTRGV	65 59									
339	A	Chicago St.	59 43	241	A	New Mexico St.	60 64									
267	A	UMKC	82 84	218	H	Seattle U	74 63									
327	H	Utah Valley	81 61	274	H	Santa Clara	39 38									
267	H	UMKC	59 62	324	H	Southern Utah	59 54									

Non-Div I Games: Arizona Christian 75 51 Benedictine Mesa 67 53

Grand Canyon

Loss,
Non-Conf,
S Site,
H Home
A Away
N Neutral

Average RPI	Win:	153	WON-LOST	WINNING	LAST 10	STRENGTH OF	OPP. STRENGTH	TEAM	ADJ.	CONF.	ADJ CONF.
Average RPI	Loss:	124	RECORD	PCT. RANK	GAMES	SCHEDULE	OF SCHEDULE	RPI	RPI	RPI	RPI
DIV. I ONLY	22- 2	7	10- 0	66	110	12	12	11	11		
DIV. I NON-CONF.	10- 1	15	0- 0	46	35	9	9	14	14		

TOTALS	RPI 1-25	RPI 26-50	W-L RECORDS	RPI 51-100	RPI 101-999	RPI 201+					
22- 2	0- 1	4- 0	OVERALL	5- 0	13- 1	7- 1					
11- 0	0- 0	2- 0	HOME	3- 0	6- 0	3- 0					
9- 1	0- 0	1- 0	AWAY	2- 0	6- 1	3- 1					
2- 1	0- 1	1- 0	NEUTRAL	0- 0	1- 0	1- 0					
10- 1	0- 1	4- 0	NON-CONFERENCE	1- 0	5- 0	3- 0					
4- 0	0- 0	2- 0	HOME	1- 0	1- 0	1- 0					
4- 0	0- 0	1- 0	AWAY	0- 0	3- 0	1- 0					
2- 1	0- 1	1- 0	NEUTRAL	0- 0	1- 0	1- 0					
12- 1	0- 0	0- 0	CONFERENCE	4- 0	8- 1	4- 1					
7- 0	0- 0	0- 0	HOME	2- 0	5- 0	2- 0					
5- 1	0- 0	0- 0	AWAY	2- 0	3- 1	2- 1					
0- 0	0- 0	0- 0	NEUTRAL	0- 0	0- 0	0- 0					

RPI	S	Opponent	Score	RPI	S	Opponent	Score	RPI	S	Opponent	Score	RPI	S	Opponent	Score
3	N	Mississippi St.	46 67	32	H	Marquette	63 55	68	A	IUPUI	60 34	112	A	Milwaukee	65 36
				33	N	Arizona St.	61 48	68	H	IUPUI	52 45	112	H	Milwaukee	52 29
				37	H	South Dakota St.	55 41	99	A	Wright St.	58 51	129	H	Cleveland St.	69 43
				39	A	Dayton	75 64	99	H	Wright St.	75 68	184	A	Northwestern	63 57
								100	H	Chattanooga	60 30	185	A	Wisconsin	67 34
												193	H	Youngstown St.	65 56
												209	N	Columbia	61 43
												219	A	Oakland	81 48
												244	A	Northern Ky.	54 62
												244	H	Northern Ky.	58 41
												248	H	Bradley	72 40
												307	A	Loyola Chicago	76 39
												316	A	Detroit Mercy	85 27
												326	H	Ill.-Chicago	65 36
LAST 12 Division I GAMES:															
				112	A	Milwaukee	65 36	316	A	Detroit Mercy	85 27				
				99	H	Wright St.	75 68	68	A	IUPUI	60 34				
				244	H	Northern Ky.	58 41	129	H	Cleveland St.	69 43				
				68	H	IUPUI	52 45	193	H	Youngstown St.	65 56				
				326	H	Ill.-Chicago	65 36	112	H	Milwaukee	52 29				
				219	A	Oakland	81 48	244	A	Northern Ky.	54 62				

Non-Div I Games:

Green Bay

Average RPI Win:	274	WON-LOST	WINNING	LAST 10	STRENGTH OF	OPP. STRENGTH	TEAM	ADJ.	CONF.	ADJ CONF.
Average RPI Loss:	128	RECORD	PCT. RANK	GAMES	SCHEDULE	OF SCHEDULE	RPI	RPI	RPI	RPI
DIV. I ONLY	11- 13	197	7- 3	245	191	205	205	31	31	
DIV. I NON-CONF.	4- 9	249	1- 0	97	22	175	175	30	30	

TOTALS	RPI 1-25	RPI 26-50	W-L RECORDS	RPI 51-100	RPI 101-999	RPI 201+				
11- 13	0- 1	0- 1	OVERALL	0- 4	11- 7	10- 2				
5- 3	0- 0	0- 0	HOME	0- 1	5- 2	5- 0				
5- 9	0- 1	0- 1	AWAY	0- 3	5- 4	4- 2				
1- 1	0- 0	0- 0	NEUTRAL	0- 0	1- 1	1- 0				
4- 9	0- 1	0- 1	NON-CONFERENCE	0- 4	4- 3	3- 0				
2- 1	0- 0	0- 0	HOME	0- 1	2- 0	2- 0				
1- 7	0- 1	0- 1	AWAY	0- 3	1- 2	0- 0				
1- 1	0- 0	0- 0	NEUTRAL	0- 0	1- 1	1- 0				
7- 4	0- 0	0- 0	CONFERENCE	0- 0	7- 4	7- 2				
3- 2	0- 0	0- 0	HOME	0- 0	3- 2	3- 0				
4- 2	0- 0	0- 0	AWAY	0- 0	4- 2	4- 2				
0- 0	0- 0	0- 0	NEUTRAL	0- 0	0- 0	0- 0				

RPI 1-25				RPI 26-50				RPI 51-100				RPI 101+ Team's RPI: 205			
RPI	S	Opponent	Score	RPI	S	Opponent	Score	RPI	S	Opponent	Score	RPI	S	Opponent	Score
11	A	Oregon	45 87	29	A	Virginia	62 66	55	H	Quinnipiac	58 64	104	A	North Carolina	70 66
								59	A	TCU	68 90	127	H	Bethune-Cookman	56 61
								62	A	Elon	59 82	128	N	Brown	66 73
								100	A	Chattanooga	52 64	159	A	Samford	61 66
												182	A	Temple	56 65
												200	H	Norfolk St.	48 63
												209	H	Columbia	60 58
												217	A	N.C. A&T	63 51
												237	A	Howard	63 68
												252	N	San Jose St.	81 73
												284	H	Old Dominion	50 42
												298	H	Coppin St.	67 35
												302	A	UMES	70 65
												317	A	South Carolina St.	70 78
												331	H	Delaware St.	66 62
												335	A	N.C. Central	62 53
												342	H	Florida A&M	66 65
												343	A	Savannah St.	81 53

LAST 12 Division I GAMES:															
200	H	Norfolk St.	48 63	317	A	South Carolina St.	70 78								
217	A	N.C. A&T	63 51	343	A	Savannah St.	81 53								
335	A	N.C. Central	62 53	284	H	Old Dominion	50 42								
298	H	Coppin St.	67 35	331	H	Delaware St.	66 62								
127	H	Bethune-Cookman	56 61	237	A	Howard	63 68								
342	H	Florida A&M	66 65	302	A	UMES	70 65								

Non-Div I Games:

Hampton

■ Loss,
 ■ Non-Conf,
 ■ S Site,
 ■ Home
 ■ A Away
 N Neutral

Average RPI Win:	250	WON-LOST	WINNING	LAST 10	STRENGTH OF	OPP. STRENGTH	TEAM	ADJ.	CONF.	ADJ CONF.
Average RPI Loss:	111	RECORD	PCT. RANK	GAMES	SCHEDULE	OF SCHEDULE	RPI	RPI	RPI	RPI
DIV. I ONLY	14- 11	142	4- 6	148	254	154	154	20	20	
DIV. I NON-CONF.	8- 5	111	0- 0	146	253	120	120	24	24	

TOTALS	RPI 1-25	RPI 26-50	W-L RECORDS	RPI 51-100	RPI 101-999	RPI 201+				
14- 11	0- 1	0- 1	OVERALL	1- 4	13- 5	10- 1				
8- 4	0- 1	0- 0	HOME	1- 1	7- 2	6- 0				
3- 7	0- 0	0- 0	AWAY	0- 0	3- 1	2- 1				
3- 0	0- 0	0- 0	NEUTRAL	0- 0	3- 0	2- 0				
8- 5	0- 1	0- 1	NON-CONFERENCE	0- 1	8- 2	7- 0				
4- 2	0- 1	0- 0	HOME	0- 0	4- 1	4- 0				
1- 3	0- 0	0- 1	AWAY	0- 1	1- 1	1- 0				
3- 0	0- 0	0- 0	NEUTRAL	0- 0	3- 0	2- 0				
6- 6	0- 0	0- 0	CONFERENCE	1- 3	5- 3	3- 1				
4- 2	0- 0	0- 0	HOME	1- 1	3- 1	2- 0				
2- 4	0- 0	0- 0	AWAY	0- 2	2- 2	1- 1				
0- 0	0- 0	0- 0	NEUTRAL	0- 0	0- 0	0- 0				

RPI 1-25				RPI 26-50				RPI 51-100				RPI 101+ Team's RPI: 154			
RPI	S	Opponent	Score	RPI	S	Opponent	Score	RPI	S	Opponent	Score	RPI	S	Opponent	Score
23	H	Villanova	53 71	36	A	Syracuse	63 75	69	A	Fordham	44 69	104	A	North Carolina	70 90
								79	A	Maine	56 59	117	N	Yale	78 70
								79	H	Maine	44 59	118	H	Delaware	63 72
								80	A	Albany (NY)	53 66	151	A	Binghamton	59 64
								80	H	Albany (NY)	70 55	183	H	New Hampshire	85 49
												197	A	Stony Brook	75 68
												197	H	Stony Brook	58 66
												207	H	Siena	71 62
												242	H	Hofstra	60 49
												246	H	Niagara	83 65
												287	A	Vermont	47 53
												291	H	Central Conn. St.	68 52
												294	A	Bryant	59 47
												306	N	Charleston So.	62 43
												315	N	Alabama A&M	56 47
												329	H	UMBC	65 54
												347	A	UMass Lowell	81 42
												347	H	UMass Lowell	78 56
LAST 12 Division I GAMES:															
				80	A	Albany (NY)	53 66	79	H	Maine	44 59				
				79	A	Maine	56 59	329	H	UMBC	65 54				
				197	H	Stony Brook	58 66	151	A	Binghamton	59 64				
				183	H	New Hampshire	85 49	347	A	UMass Lowell	81 42				
				347	H	UMass Lowell	78 56	197	A	Stony Brook	75 68				
				287	A	Vermont	47 53	80	H	Albany (NY)	70 55				

Non-Div I Games:

Hartford

Average RPI	Win:	194	WON-LOST	WINNING	LAST 10	STRENGTH OF	OPP. STRENGTH	TEAM	ADJ.	CONF.	ADJ CONF.
Average RPI	Loss:	74	RECORD	PCT. RANK	GAMES	SCHEDULE	OF SCHEDULE	RPI	RPI	RPI	RPI
DIV. I ONLY		13- 8		109	7- 3	75	120	78	78	9	9
DIV. I NON-CONF.		8- 5		111	3- 1	102	130	78	78	9	9

TOTALS	RPI 1-25		RPI 26-50		W-L RECORDS	RPI 51-100		RPI 101-999		RPI 201+	
13- 8	0- 0		0- 4		OVERALL	0- 2		13- 2		7- 0	
10- 0	0- 0		0- 0		HOME	0- 0		10- 0		5- 0	
1- 7	0- 0		0- 3		AWAY	0- 2		1- 2		0- 0	
2- 1	0- 0		0- 1		NEUTRAL	0- 0		2- 0		2- 0	
8- 5	0- 0		0- 3		NON-CONFERENCE	0- 1		8- 1		5- 0	
5- 0	0- 0		0- 0		HOME	0- 0		5- 0		3- 0	
1- 4	0- 0		0- 2		AWAY	0- 1		1- 1		0- 0	
2- 1	0- 0		0- 1		NEUTRAL	0- 0		2- 0		2- 0	
5- 3	0- 0		0- 1		CONFERENCE	0- 1		5- 1		2- 0	
5- 0	0- 0		0- 0		HOME	0- 0		5- 0		2- 0	
0- 3	0- 0		0- 1		AWAY	0- 1		0- 1		0- 0	
0- 0	0- 0		0- 0		NEUTRAL	0- 0		0- 0		0- 0	

RPI 1-25				RPI 26-50				RPI 51-100				Team's RPI : 78				RPI 101+			
RPI	S	Opponent	Score	RPI	S	Opponent	Score	RPI	S	Opponent	Score	RPI	S	Opponent	Score	RPI	S	Opponent	Score
				29	A	Vi rgi ni a	48 50	73	A	Penn	49 69	115	A	Dartmouth	56 63				
				35	A	Princeton	47 80	79	A	Maine	51 76	115	H	Dartmouth	76 65				
				39	N	Dayton	66 72					117	H	Yale	97 73				
				40	A	FGCU	56 65					128	H	Brown	87 85				
												138	A	Northeastern	79 69				
												182	A	Temple	64 86				
												197	H	Stony Brook	60 53				
												198	H	Boston U.	80 70				
												207	H	Siena	75 67				
												209	H	Col umbi a	85 67				
												211	N	Akron	76 63				
												217	N	N. C. A&T	64 60				
												235	H	La Salle	70 61				
												266	H	Cornel I	80 58				
												289	H	Sacred Heart	70 62				
LAST 12 Division I GAMES:																			
				73	A	Penn	49 69	115	H	Dartmouth	76 65								
				35	A	Princeton	47 80	235	H	La Salle	70 61								
				266	H	Cornel I	80 58	115	A	Dartmouth	56 63								
				209	H	Col umbi a	85 67	197	H	Stony Brook	60 53								
				128	H	Brown	87 85	211	N	Akron	76 63								
				117	H	Yale	97 73	40	A	FGCU	56 65								

Non-Div I Games:

Harvard

Average RPI Win: 254
Average RPI Loss: 148

WON-LOST
RECORD

WINNING
PCT. RANK

LAST 10
GAMES

STRENGTH OF
SCHEDULE

OPP. STRENGTH
OF SCHEDULE

TEAM
RPI

ADJ.
RPI

CONF.
RPI

ADJ CONF.
RPI

DIV. I ONLY	9- 14	236	3- 7	203	203	253	253	21	21
DIV. I NON-CONF.	6- 6	170	0- 0	125	171	172	172	19	19

TOTALS	RPI 1-25	RPI 26-50	W-L RECORDS	RPI 51-100	RPI 101-999	RPI 201+			
9- 14	0- 2	0- 1	OVERALL	0- 2	9- 9	8- 4			
7- 5	0- 0	0- 1	HOME	0- 1	7- 3	6- 0			
2- 7	0- 0	0- 0	AWAY	0- 1	2- 6	2- 4			
0- 2	0- 2	0- 0	NEUTRAL	0- 0	0- 0	0- 0			
6- 6	0- 2	0- 1	NON-CONFERENCE	0- 1	6- 2	5- 1			
4- 3	0- 0	0- 1	HOME	0- 1	4- 1	3- 0			
2- 1	0- 0	0- 0	AWAY	0- 0	2- 1	2- 1			
0- 2	0- 2	0- 0	NEUTRAL	0- 0	0- 0	0- 0			
3- 8	0- 0	0- 0	CONFERENCE	0- 1	3- 7	3- 3			
3- 2	0- 0	0- 0	HOME	0- 0	3- 2	3- 0			
0- 6	0- 0	0- 0	AWAY	0- 1	0- 5	0- 3			
0- 0	0- 0	0- 0	NEUTRAL	0- 0	0- 0	0- 0			

RPI 1-25				RPI 26-50				RPI 51-100				RPI 101+ Team's RPI: 253			
RPI	S	Opponent	Score	RPI	S	Opponent	Score	RPI	S	Opponent	Score	RPI	S	Opponent	Score
11	N	Oregon	44 85	42	H	Purdue	67 79	51	H	Southern Cal i forni a	60 71	143	H	Idaho St.	62 64
18	N	Texas A&M	59 103					57	A	UC Davi s	52 76	152	A	Cal Poly	50 52
												170	H	Marist	70 63
												172	A	UC Irvi ne	66 70
												172	H	UC Irvi ne	67 74
												201	H	CSUN	58 70
												202	H	San Diego	64 63
												204	A	UC Santa Barbara	61 71
												218	A	Seattle U	73 58
												232	A	UC Ri versi de	57 79
												232	H	UC Ri versi de	63 57
												232	H	Montana St.	81 75
												277	A	Ari zona	65 60
												309	A	Portl and	47 76
												313	A	Cal St. Fullerton	57 69
												313	H	Cal St. Fullerton	59 54
												318	H	Northern Ari z.	84 68
												325	H	Long Beach St.	74 66

LAST 12 Division I GAMES:															
313	H	Cal St. Fullerton	59 54	232	A	UC Ri versi de	57 79								
204	A	UC Santa Barbara	61 71	325	H	Long Beach St.	74 66								
152	A	Cal Poly	50 52	172	H	UC Irvi ne	67 74								
232	H	UC Ri versi de	63 57	57	A	UC Davi s	52 76								
201	H	CSUN	58 70	313	A	Cal St. Fullerton	57 69								
172	A	UC Irvi ne	66 70	11	N	Oregon	44 85								

Non-Div I Games: Hawai i Paci fi c 67 57

Hawai i

Loss, Non-Conf, S Site, H Home A Away N Neutral

Average RPI Win:	268	WON-LOST	WINNING	LAST 10	STRENGTH OF	OPP. STRENGTH	TEAM	ADJ.	CONF.	ADJ CONF.
Average RPI Loss:	124	RECORD	PCT. RANK	GAMES	SCHEDULE	OF SCHEDULE	RPI	RPI	RPI	RPI
DIV. I ONLY	12- 9	134	6- 4	235	273	174	174	27	27	
DIV. I NON-CONF.	4- 5	202	0- 0	109	85	125	125	28	28	

TOTALS	RPI 1-25	RPI 26-50	W-L RECORDS	RPI 51-100	RPI 101-999	RPI 201+				
12- 9	0- 1	0- 0	OVERALL	0- 4	12- 4	10- 2				
4- 5	0- 0	0- 0	HOME	0- 2	4- 3	4- 2				
8- 4	0- 0	0- 0	AWAY	0- 1	8- 1	6- 0				
0- 0	0- 0	0- 0	NEUTRAL	0- 0	0- 0	0- 0				
4- 5	0- 1	0- 0	NON-CONFERENCE	0- 3	4- 1	2- 0				
1- 2	0- 0	0- 0	HOME	0- 1	1- 1	1- 0				
3- 3	0- 1	0- 0	AWAY	0- 2	3- 0	1- 0				
0- 0	0- 0	0- 0	NEUTRAL	0- 0	0- 0	0- 0				
8- 4	0- 0	0- 0	CONFERENCE	0- 1	8- 3	8- 2				
3- 3	0- 0	0- 0	HOME	0- 1	3- 2	3- 2				
5- 1	0- 0	0- 0	AWAY	0- 0	5- 1	5- 0				
0- 0	0- 0	0- 0	NEUTRAL	0- 0	0- 0	0- 0				

RPI 1-25				RPI 26-50				RPI 51-100				RPI 101+				Team's RPI: 174
RPI	S	Opponent	Score	RPI	S	Opponent	Score	RPI	S	Opponent	Score	RPI	S	Opponent	Score	
15	A	Duke	50 77					66	A	Virginia Tech	63 86	156	A	Radford	47 50	
								76	A	Ohio	61 64	158	H	Davidsen	74 82	
								81	H	UAB	61 77	173	A	Stetson	69 64	
								88	H	Liberty	42 65	200	A	Norfolk St.	59 56	
												220	A	UNCG	81 72	
												221	H	Gardner-Webb	83 80	
												229	A	UNC Asheville	58 45	
												229	H	UNC Asheville	59 78	
												249	A	Campbell	62 53	
												249	H	Campbell	44 51	
												269	H	Presbyterian	81 55	
												306	A	Charleston So.	75 74	
												312	H	Western Caro.	75 69	
												341	A	Winthrop	79 58	
												349	A	Longwood	75 39	
												349	H	Longwood	62 41	

LAST 12 Division I GAMES:																
229	H	UNC Asheville	59 78	349	H	Longwood	62 41									
349	A	Longwood	75 39	249	A	Campbell	62 53									
249	H	Campbell	44 51	341	A	Winthrop	79 58									
88	H	Liberty	42 65	269	H	Presbyterian	81 55									
306	A	Charleston So.	75 74	229	A	UNC Asheville	58 45									
156	A	Radford	47 50	221	H	Gardner-Webb	83 80									

Non-Div I Games: N. C. Wesleyan 111 54 Barton 82 69

High Point

Hofstra				Through Games Of Feb. 11, 2018						
Average RPI	Win: 249	WON-LOST RECORD	WINNING PCT. RANK	LAST 10 GAMES	STRENGTH OF SCHEDULE	OPP. STRENGTH OF SCHEDULE	TEAM RPI	ADJ. RPI	CONF. RPI	ADJ CONF. RPI
Average RPI	Loss: 146									
DIV. I ONLY		10- 14	219	3- 7	262	182	242	242	10	10
DIV. I NON-CONF.		6- 5	153	0- 0	333	210	248	248	12	12

TOTALS		RPI 1-25	RPI 26-50		W-L RECORDS		RPI 51-100	RPI 101-999	RPI 201+	
10- 14	0- 0	0- 0		OVERALL		0- 5	10- 9	8- 4		
5- 6	0- 0	0- 0		HOME		0- 2	5- 4	4- 2		
4- 8	0- 0	0- 0		AWAY		0- 3	4- 5	4- 2		
1- 0	0- 0	0- 0		NEUTRAL		0- 0	1- 0	0- 0		
6- 5	0- 0	0- 0		NON-CONFERENCE		0- 1	6- 4	5- 2		
3- 2	0- 0	0- 0		HOME		0- 0	3- 2	3- 1		
2- 3	0- 0	0- 0		AWAY		0- 1	2- 2	2- 1		
1- 0	0- 0	0- 0		NEUTRAL		0- 0	1- 0	0- 0		
4- 9	0- 0	0- 0		CONFERENCE		0- 4	4- 5	3- 2		
2- 4	0- 0	0- 0		HOME		0- 2	2- 2	1- 1		
2- 5	0- 0	0- 0		AWAY		0- 2	2- 3	2- 1		
0- 0	0- 0	0- 0		NEUTRAL		0- 0	0- 0	0- 0		

RPI 1-25				RPI 26-50				RPI 51-100				RPI 101+ Team's RPI: 242			
RPI	S	Opponent	Score	RPI	S	Opponent	Score	RPI	S	Opponent	Score	RPI	S	Opponent	Score
								61	A	Drexel	38 47	106	N	Wake Forest	69 66
								61	H	Drexel	47 58	118	A	Delaware	41 61
								75	A	James Madison	56 73	118	H	Delaware	51 58
								75	H	James Madison	42 55	136	A	William & Mary	53 63
								89	A	UNLV	52 68	136	H	William & Mary	65 54
												154	A	Hartford	49 60
												197	H	Stony Brook	49 73
												207	H	Siena	60 70
												209	A	Columbia	53 75
												243	H	Holy Cross	69 63
												255	A	Col. of Charleston	75 60
												255	H	Col. of Charleston	65 60
												256	H	St. Bonaventure	71 68
												260	A	Towson	72 73
												281	A	UNCW	69 61
												281	H	UNCW	55 59
												289	A	Sacred Heart	86 81
												329	H	UMBC	71 55
												340	A	Iona	68 43

LAST 12 Division I GAMES:															
118	A	Delaware	41 61	136	H	William & Mary	65 54	255	H	Col. of Charleston	65 60	118	H	Delaware	51 58
260	A	Towson	72 73	281	H	UNCW	55 59	281	A	UNCW	69 61	255	A	Col. of Charleston	75 60
281	H	UNCW	55 59	136	A	William & Mary	53 63	61	A	Drexel	38 47				
75	A	James Madison	56 73												
61	H	Drexel	47 58												

Non-Div I Games:

Hofstra

Average RPI Win:	258	WON-LOST	WINNING	LAST 10	STRENGTH OF	OPP. STRENGTH	TEAM	ADJ.	CONF.	ADJ CONF.
Average RPI Loss:	156	RECORD	PCT. RANK	GAMES	SCHEDULE	OF SCHEDULE	RPI	RPI	RPI	RPI
DIV. I ONLY	10- 14	219	3- 7	251	235	243	243	14	14	
DIV. I NON-CONF.	5- 6	187	0- 0	304	326	256	256	18	18	

TOTALS	RPI 1-25	RPI 26-50	W-L RECORDS	RPI 51-100	RPI 101-999	RPI 201+				
10- 14	0- 0	0- 0	OVERALL	0- 4	10- 10	7- 5				
3- 9	0- 0	0- 0	HOME	0- 3	3- 6	2- 3				
7- 5	0- 0	0- 0	AWAY	0- 1	7- 4	5- 2				
0- 0	0- 0	0- 0	NEUTRAL	0- 0	0- 0	0- 0				
5- 6	0- 0	0- 0	NON-CONFERENCE	0- 1	5- 5	5- 2				
2- 3	0- 0	0- 0	HOME	0- 1	2- 2	2- 1				
3- 3	0- 0	0- 0	AWAY	0- 0	3- 3	3- 1				
0- 0	0- 0	0- 0	NEUTRAL	0- 0	0- 0	0- 0				
5- 8	0- 0	0- 0	CONFERENCE	0- 3	5- 5	2- 3				
1- 6	0- 0	0- 0	HOME	0- 2	1- 4	0- 2				
4- 2	0- 0	0- 0	AWAY	0- 1	4- 1	2- 1				
0- 0	0- 0	0- 0	NEUTRAL	0- 0	0- 0	0- 0				

RPI 1-25				RPI 26-50				RPI 51-100				RPI 101+ Team's RPI: 243					
RPI	S	Opponent	Score	RPI	S	Opponent	Score	RPI	S	Opponent	Score	RPI	S	Opponent	Score		
								58	H	American	63	68	115	H	Dartmouth	74	76
								80	H	Albany (NY)	56	65	126	H	Bucknell	47	71
								82	A	Navy	54	62	128	A	Brown	78	82
								82	H	Navy	58	65	161	H	Lehigh	54	49
												170	A	Marist	74	85	
												178	A	Army West Point	70	62	
												198	A	Boston U.	60	57	
												198	H	Boston U.	58	64	
												206	H	Boston College	61	70	
												230	A	Loyola Maryland	60	77	
												230	H	Loyola Maryland	58	65	
												231	A	Lafayette	69	56	
												231	H	Lafayette	65	69	
												242	A	Hofstra	63	69	
												273	A	Rider	83	56	
												278	A	Colgate	71	64	
												287	H	Vermont	64	53	
												294	H	Bryant	59	57	
												332	A	Rhode Island	69	63	
												347	A	UMass Lowell	84	56	
LAST 12 Division I GAMES:																	
198	H	Boston U.	58	64	178	A	Army West Point	70	62								
82	A	Navy	54	62	198	A	Boston U.	60	57								
230	H	Loyola Maryland	58	65	82	H	Navy	58	65								
231	A	Lafayette	69	56	230	A	Loyola Maryland	60	77								
58	H	American	63	68	161	H	Lehigh	54	49								
126	H	Bucknell	47	71	231	H	Lafayette	65	69								

Non-Div I Games:

Holy Cross

Average RPI Win:	166	WON-LOST	WINNING	LAST 10	STRENGTH OF	OPP. STRENGTH	TEAM	ADJ.	CONF.	ADJ CONF.
Average RPI Loss:	109	RECORD	PCT. RANK	GAMES	SCHEDULE	OF SCHEDULE	RPI	RPI	RPI	RPI
DIV. I ONLY	19- 7	55	6- 4	133	75	60	60	8	8	
DIV. I NON-CONF.	11- 3	45	0- 0	128	96	38	38	7	7	

TOTALS	RPI 1-25	RPI 26-50	W-L RECORDS	RPI 51-100	RPI 101-999	RPI 201+				
19- 7	0- 3	0- 0	OVERALL	1- 0	18- 4	4- 2				
9- 2	0- 1	0- 0	HOME	0- 0	9- 1	3- 0				
7- 5	0- 2	0- 0	AWAY	0- 0	7- 3	1- 2				
3- 0	0- 0	0- 0	NEUTRAL	1- 0	2- 0	0- 0				
11- 3	0- 2	0- 0	NON-CONFERENCE	1- 0	10- 1	4- 1				
5- 0	0- 0	0- 0	HOME	0- 0	5- 0	3- 0				
3- 3	0- 2	0- 0	AWAY	0- 0	3- 1	1- 1				
3- 0	0- 0	0- 0	NEUTRAL	1- 0	2- 0	0- 0				
8- 4	0- 1	0- 0	CONFERENCE	0- 0	8- 3	0- 1				
4- 2	0- 1	0- 0	HOME	0- 0	4- 1	0- 0				
4- 2	0- 0	0- 0	AWAY	0- 0	4- 2	0- 1				
0- 0	0- 0	0- 0	NEUTRAL	0- 0	0- 0	0- 0				

RPI	S	Opponent	Score	RPI	S	Opponent	Score	RPI	S	Opponent	Score	RPI	S	Opponent	Score
2	H	UConn	35 95					88	N	Liberty	75 68	101	A	Tulane	98 92
18	A	Texas A&M	65 83									101	H	Tulane	72 48
25	A	Rutgers	57 75									111	H	George Mason	82 73
												112	N	Milwaukee	74 59
												123	H	ETSU	88 69
												134	H	Cincinnati	82 88
												138	N	Northeastern	72 64
												153	A	Texas St.	72 67
												155	A	Wichita St.	73 62
												155	H	Wichita St.	73 55
												168	A	Tulsa	77 83
												179	A	UT Arlington	62 58
												182	A	Temple	99 75
												190	H	Memphis	66 55
												192	A	SMU	85 75
												192	H	SMU	60 56
												206	A	Boston College	74 79
												208	A	East Carolina	78 80
												209	H	Columbia	77 53
												226	A	New Orleans	78 66
												227	H	Texas Tech	79 75
												314	H	Incarinate Word	98 67
LAST 12 Division I GAMES:															
168	A	Tulsa	77 83	182	A	Temple	99 75								
190	H	Memphis	66 55	2	H	UConn	35 95								
155	A	Wichita St.	73 62	134	H	Cincinnati	82 88								
101	H	Tulane	72 48	101	A	Tulane	98 92								
192	H	SMU	60 56	155	H	Wichita St.	73 55								
208	A	East Carolina	78 80	192	A	SMU	85 75								

Non-Div I Games:

Houston

Loss,
Non-Conf,
S Site,
H Home
A Away
N Neutral

Average RPI Win:	322	WON-LOST	WINNING	LAST 10	STRENGTH OF	OPP. STRENGTH	TEAM	ADJ.	CONF.	ADJ CONF.
Average RPI Loss:	192	RECORD	PCT. RANK	GAMES	SCHEDULE	OF SCHEDULE	RPI	RPI	RPI	RPI
DIV. I ONLY	2- 16	335	2- 8	225	336	322	322	26	26	
DIV. I NON-CONF.	0- 6	337	0- 0	71	322	305	305	25	25	

TOTALS	RPI 1-25	RPI 26-50	W-L RECORDS	RPI 51-100	RPI 101-999	RPI 201+				
2- 16	0- 0	0- 1	OVERALL	0- 1	2- 14	2- 8				
0- 5	0- 0	0- 0	HOME	0- 0	0- 5	0- 3				
2- 11	0- 0	0- 1	AWAY	0- 1	2- 9	2- 5				
0- 0	0- 0	0- 0	NEUTRAL	0- 0	0- 0	0- 0				
0- 6	0- 0	0- 1	NON-CONFERENCE	0- 1	0- 4	0- 1				
0- 0	0- 0	0- 0	HOME	0- 0	0- 0	0- 0				
0- 6	0- 0	0- 1	AWAY	0- 1	0- 4	0- 1				
0- 0	0- 0	0- 0	NEUTRAL	0- 0	0- 0	0- 0				
2- 10	0- 0	0- 0	CONFERENCE	0- 0	2- 10	2- 7				
0- 5	0- 0	0- 0	HOME	0- 0	0- 5	0- 3				
2- 5	0- 0	0- 0	AWAY	0- 0	2- 5	2- 4				
0- 0	0- 0	0- 0	NEUTRAL	0- 0	0- 0	0- 0				

RPI 1-25				RPI 26-50				RPI 51-100				RPI 101+ Team's RPI: 322			
RPI	S	Opponent	Score	RPI	S	Opponent	Score	RPI	S	Opponent	Score	RPI	S	Opponent	Score
				27	A	South Fla.	43 90	98	A	Rice	45 67	110	H	Lamar University	51 79
												130	A	Central Ark.	56 64
												133	H	SFA	54 76
												135	A	UTEP	62 69
												157	A	Louisiana Tech	62 85
												194	A	Oral Roberts	56 78
												214	A	Abilene Christian	68 80
												226	A	New Orleans	52 70
												250	A	Nicholls St.	45 63
												250	H	Nicholls St.	61 73
												257	A	A&M-Corpus Christi	49 50
												259	H	McNeese	74 86
												292	H	Southeastern La.	61 76
												314	A	Incarnate Word	58 56
												330	A	Sam Houston St.	69 61
												337	A	La.-Monroe	73 77

LAST 12 Division I GAMES:															
				250	A	Nicholls St.	45 63	292	H	Southeastern La.	61 76				
				130	A	Central Ark.	56 64	330	A	Sam Houston St.	69 61				
				133	H	SFA	54 76	214	A	Abilene Christian	68 80				
				257	A	A&M-Corpus Christi	49 50	250	H	Nicholls St.	61 73				
				314	A	Incarnate Word	58 56	226	A	New Orleans	52 70				
				259	H	McNeese	74 86	110	H	Lamar University	51 79				

Non-Div I Games: LeTourneau 88 43 Paul Quinn 74 54 Jarvis Christian 78 30 Huston-Tillotson 76 72 Houston Baptist

Average RPI Win:	292	WON-LOST	WINNING	LAST 10	STRENGTH OF	OPP. STRENGTH	TEAM	ADJ.	CONF.	ADJ CONF.
Average RPI Loss:	162	RECORD	PCT. RANK	GAMES	SCHEDULE	OF SCHEDULE	RPI	RPI	RPI	RPI
DIV. I ONLY	10- 13	210	6- 4	198	342	237	237	31	31	
DIV. I NON-CONF.	4- 9	249	1- 1	62	305	226	226	30	30	

TOTALS	RPI 1-25	RPI 26-50	W-L RECORDS	RPI 51-100	RPI 101-999	RPI 201+				
10- 13	0- 2	0- 0	OVERALL	0- 1	10- 10	10- 5				
7- 4	0- 0	0- 0	HOME	0- 0	7- 4	7- 1				
3- 9	0- 0	0- 0	AWAY	0- 0	3- 1	3- 1				
0- 0	0- 0	0- 0	NEUTRAL	0- 0	0- 0	0- 0				
4- 9	0- 2	0- 0	NON-CONFERENCE	0- 1	4- 6	4- 2				
4- 2	0- 0	0- 0	HOME	0- 0	4- 2	4- 0				
0- 7	0- 2	0- 0	AWAY	0- 1	0- 4	0- 2				
0- 0	0- 0	0- 0	NEUTRAL	0- 0	0- 0	0- 0				
6- 4	0- 0	0- 0	CONFERENCE	0- 0	6- 4	6- 3				
3- 2	0- 0	0- 0	HOME	0- 0	3- 2	3- 1				
3- 2	0- 0	0- 0	AWAY	0- 0	3- 2	3- 2				
0- 0	0- 0	0- 0	NEUTRAL	0- 0	0- 0	0- 0				

RPI 1-25				RPI 26-50				RPI 51-100				RPI 101+ Team's RPI: 237			
RPI	S	Opponent	Score	RPI	S	Opponent	Score	RPI	S	Opponent	Score	RPI	S	Opponent	Score
13	A	Maryland	49 111					56	A	Mercer	44 70	127	H	Bethune-Cookman	55 59
22	A	Georgia	47 87									128	H	Brown	81 85
												132	A	Georgetown	41 93
												134	A	Cincinnati	53 87
												136	H	William & Mary	71 83
												205	H	Hampton	68 63
												207	A	Siena	61 72
												217	H	N. C. A&T	68 76
												249	H	Campbell	63 61
												265	A	Morgan St.	68 61
												276	H	Fairleigh Dickinson	68 65
												280	H	St. Francis Brooklyn	72 69
												287	A	Vermont	65 88
												302	A	UMES	52 58
												303	H	FIU	69 62
												317	A	South Carolina St.	68 58
												335	H	N. C. Central	69 54
												342	A	Florida A&M	59 74
												342	H	Florida A&M	76 65
												343	A	Savannah St.	87 59

LAST 12 Division I GAMES:															
265	A	Morgan St.	68 61	317	A	South Carolina St.	68 58	205	H	Hampton	68 63	127	H	Bethune-Cookman	55 59
342	H	Florida A&M	76 65					342	A	Florida A&M	59 74	128	H	Brown	81 85
302	A	UMES	52 58									249	H	Campbell	63 61
217	H	N. C. A&T	68 76												
335	H	N. C. Central	69 54												
343	A	Savannah St.	87 59												

Non-Div I Games:

Howard

Average RPI Win:	203	WON-LOST	WINNING	LAST 10	STRENGTH OF	OPP. STRENGTH	TEAM	ADJ.	CONF.	ADJ CONF.
Average RPI Loss:	62	RECORD	PCT. RANK	GAMES	SCHEDULE	OF SCHEDULE	RPI	RPI	RPI	RPI
DIV. I ONLY	17- 6	52	7- 3	137	114	68	68	11	11	
DIV. I NON-CONF.	7- 3	74	0- 0	210	36	72	72	14	14	

TOTALS	RPI 1-25	RPI 26-50	W-L RECORDS	RPI 51-100	RPI 101-999	RPI 201+				
17- 6	0- 3	0- 1	OVERALL	3- 1	14- 1	8- 0				
5- 3	0- 1	0- 0	HOME	0- 1	5- 1	4- 0				
11- 3	0- 2	0- 1	AWAY	2- 0	9- 0	4- 0				
1- 0	0- 0	0- 0	NEUTRAL	1- 0	0- 0	0- 0				
7- 3	0- 1	0- 1	NON-CONFERENCE	2- 1	5- 0	3- 0				
1- 1	0- 0	0- 0	HOME	0- 1	1- 0	1- 0				
5- 2	0- 1	0- 1	AWAY	1- 0	4- 0	2- 0				
1- 0	0- 0	0- 0	NEUTRAL	1- 0	0- 0	0- 0				
10- 3	0- 2	0- 0	CONFERENCE	1- 0	9- 1	5- 0				
4- 2	0- 1	0- 0	HOME	0- 0	4- 1	3- 0				
6- 1	0- 1	0- 0	AWAY	1- 0	5- 0	2- 0				
0- 0	0- 0	0- 0	NEUTRAL	0- 0	0- 0	0- 0				

RPI 1-25				RPI 26-50				RPI 51-100				RPI 101+			
RPI	S	Opponent	Score	RPI	S	Opponent	Score	RPI	S	Opponent	Score	RPI	S	Opponent	Score
12	A	Green Bay	45 52	43	A	UCF	59 63	70	N	Wyoming	65 59	112	A	Milwaukee	70 68
12	H	Green Bay	34 60					76	A	Ohio	76 52	129	A	Cleveland St.	77 64
24	A	DePaul	71 85					90	H	Miami (OH)	83 96	129	H	Cleveland St.	94 56
								99	A	Wright St.	64 61	144	A	UNI	54 48
												190	A	Memphis	80 57
												193	A	Youngstown St.	65 43
												193	H	Youngstown St.	67 70
												219	H	Oakland	80 64
												244	A	Northern Ky.	71 35
												263	H	Indiana St.	86 57
												299	A	Tennessee Tech	68 54
												316	H	Detroit Mercy	90 62
												323	A	Ga. Southern	72 52
												326	A	Ill. -Chicago	82 46
												326	H	Ill. -Chicago	68 43
LAST 12 Division I GAMES:															
129	H	Cleveland St.	94 56	244	A	Northern Ky.	71 35	12	H	Green Bay	34 60				
193	H	Youngstown St.	67 70	219	H	Oakland	80 64	316	H	Detroit Mercy	90 62				
326	H	Ill. -Chicago	68 43	193	A	Youngstown St.	65 43	129	A	Cleveland St.	77 64				
12	A	Green Bay	45 52												
112	A	Milwaukee	70 68												
99	A	Wright St.	64 61												

Non-Div I Games: Georgetown (KY) 85 52

IUPUI

Average RPI Win:	197	WON-LOST	WINNING	LAST 10	STRENGTH OF	OPP. STRENGTH	TEAM	ADJ.	CONF.	ADJ CONF.
Average RPI Loss:	125	RECORD	PCT. RANK	GAMES	SCHEDULE	OF SCHEDULE	RPI	RPI	RPI	RPI
DIV. I ONLY	12- 10	148	8- 2	182	89	149	149	19	19	
DIV. I NON-CONF.	3- 7	254	0- 0	83	79	186	186	13	13	

TOTALS	RPI 1-25	RPI 26-50	W-L RECORDS	RPI 51-100	RPI 101-999	RPI 201+				
12- 10	0- 1	1- 2	OVERALL	0- 2	11- 5	4- 3				
7- 4	0- 0	0- 1	HOME	0- 1	7- 2	4- 1				
5- 5	0- 0	1- 0	AWAY	0- 0	4- 0	0- 0				
0- 1	0- 0	0- 0	NEUTRAL	0- 1	0- 0	0- 0				
3- 7	0- 1	0- 1	NON-CONFERENCE	0- 2	3- 3	1- 2				
1- 3	0- 0	0- 0	HOME	0- 1	1- 2	1- 1				
2- 3	0- 1	0- 1	AWAY	0- 0	2- 1	0- 1				
0- 1	0- 0	0- 0	NEUTRAL	0- 1	0- 0	0- 0				
9- 3	0- 0	1- 1	CONFERENCE	0- 0	8- 2	3- 1				
6- 1	0- 0	0- 1	HOME	0- 0	6- 0	3- 0				
3- 2	0- 0	1- 0	AWAY	0- 0	2- 2	0- 1				
0- 0	0- 0	0- 0	NEUTRAL	0- 0	0- 0	0- 0				

RPI 1-25				RPI 26-50				RPI 51-100				RPI 101+ Team's RPI: 149			
RPI	S	Opponent	Score	RPI	S	Opponent	Score	RPI	S	Opponent	Score	RPI	S	Opponent	Score
6	A	Ohio St.	56 99	31	A	Northern Colo.	79 71	59	N	TCU	76 86	116	A	Colorado St.	83 69
				31	H	Northern Colo.	72 78	70	H	Wyoming	64 70	139	A	Portland St.	101 90
				33	A	Arizona St.	33 77					139	H	Portland St.	61 60
												169	A	North Dakota	78 64
												169	H	North Dakota	80 75
												175	H	Washington	69 81
												180	A	Eastern Wash.	64 71
												180	H	Eastern Wash.	85 71
												201	A	CSUN	80 75
												214	A	Abilene Christian	72 82
												218	H	Seattle U	60 68
												268	A	Sacramento St.	64 79
												268	H	Sacramento St.	101 66
												313	H	Cal St. Fullerton	80 60
												318	H	Northern Ariz.	83 68
												324	H	Southern Utah	74 51

LAST 12 Division I GAMES:															
180	H	Eastern Wash.	85 71	324	H	Southern Utah	74 51								
268	H	Sacramento St.	101 66	180	A	Eastern Wash.	64 71								
139	H	Portland St.	61 60	139	A	Portland St.	101 90								
169	A	North Dakota	78 64	268	A	Sacramento St.	64 79								
31	A	Northern Colo.	79 71	31	H	Northern Colo.	72 78								
318	H	Northern Ariz.	83 68	169	H	North Dakota	80 75								

Non-Div I Games: Eastern Ore. 84 70

Idaho

Average RPI	Win:	242	WON-LOST	WINNING	LAST 10	STRENGTH OF	OPP. STRENGTH	TEAM	ADJ.	CONF.	ADJ CONF.
Average RPI	Loss:	133	RECORD	PCT. RANK	GAMES	SCHEDULE	OF SCHEDULE	RPI	RPI	RPI	RPI
DIV. I ONLY		13- 8		109	7- 3	313	133	143	143	19	19
DIV. I NON-CONF.		6- 3		87	0- 0	286	175	104	104	13	13

TOTALS	RPI 1-25		RPI 26-50		W-L RECORDS	RPI 51-100		RPI 101-999		RPI 201+	
13- 8	0- 0		0- 2		OVERALL	0- 2		13- 4		8- 2	
4- 2	0- 0		0- 1		HOME	0- 0		4- 1		3- 0	
9- 6	0- 0		0- 0		AWAY	0- 0		9- 0		5- 0	
0- 0	0- 0		0- 0		NEUTRAL	0- 0		0- 0		0- 0	
6- 3	0- 0		0- 0		NON-CONFERENCE	0- 2		6- 1		4- 1	
1- 0	0- 0		0- 0		HOME	0- 0		1- 0		1- 0	
5- 3	0- 0		0- 0		AWAY	0- 2		5- 1		3- 1	
0- 0	0- 0		0- 0		NEUTRAL	0- 0		0- 0		0- 0	
7- 5	0- 0		0- 2		CONFERENCE	0- 0		7- 3		4- 1	
3- 2	0- 0		0- 1		HOME	0- 0		3- 1		2- 0	
4- 3	0- 0		0- 1		AWAY	0- 0		4- 2		2- 1	
0- 0	0- 0		0- 0		NEUTRAL	0- 0		0- 0		0- 0	

RPI 1-25				RPI 26-50				RPI 51-100				RPI 101+ Team's RPI: 143			
RPI	S	Opponent	Score	RPI	S	Opponent	Score	RPI	S	Opponent	Score	RPI	S	Opponent	Score
				31	A	Northern Colo.	52 75	70	A	Wyoming	53 61	139	A	Portland St.	88 59
				31	H	Northern Colo.	57 63	87	A	Washington St.	55 72	148	A	Weber St.	73 84
												148	H	Weber St.	70 76
												169	A	North Dakota	68 55
												169	H	North Dakota	57 46
												172	A	UC Irvine	78 72
												175	A	Washington	79 59
												218	A	Seattle U	74 69
												228	A	Pepperdine	74 80
												253	A	Hawaii	64 62
												268	A	Sacramento St.	85 71
												296	H	Utah St.	64 44
												318	A	Northern Ari z.	75 55
												318	H	Northern Ari z.	76 59
												324	A	Southern Utah	70 76
												324	H	Southern Utah	66 39
												327	A	Utah Valley	70 58
LAST 12 Division I GAMES:															
				169	A	North Dakota	68 55	139	A	Portland St.	88 59				
				31	A	Northern Colo.	52 75	31	H	Northern Colo.	57 63				
				324	H	Southern Utah	66 39	169	H	North Dakota	57 46				
				318	H	Northern Ari z.	76 59	318	A	Northern Ari z.	75 55				
				148	A	Weber St.	73 84	324	A	Southern Utah	70 76				
				268	A	Sacramento St.	85 71	148	H	Weber St.	70 76				

Non-Div I Games: Westminster (UT) 83 45 Col. of Idaho 89 32

Idaho St.

Average RPI Win:	275	WON-LOST	WINNING	LAST 10	STRENGTH OF	OPP. STRENGTH	TEAM	ADJ.	CONF.	ADJ CONF.
Average RPI Loss:	178	RECORD	PCT. RANK	GAMES	SCHEDULE	OF SCHEDULE	RPI	RPI	RPI	RPI
DIV. I ONLY	5- 17	304	0- 10	278	262	326	326	11	11	
DIV. I NON-CONF.	5- 4	146	0- 0	347	346	329	329	14	14	

TOTALS	RPI 1-25	RPI 26-50	W-L RECORDS	RPI 51-100	RPI 101-999	RPI 201+				
5- 17	0- 1	0- 0	OVERALL	0- 3	5- 13	5- 7				
4- 8	0- 0	0- 0	HOME	0- 1	4- 7	4- 4				
1- 9	0- 1	0- 0	AWAY	0- 2	1- 6	1- 3				
0- 0	0- 0	0- 0	NEUTRAL	0- 0	0- 0	0- 0				
5- 4	0- 0	0- 0	NON-CONFERENCE	0- 0	5- 4	5- 4				
4- 2	0- 0	0- 0	HOME	0- 0	4- 2	4- 2				
1- 2	0- 0	0- 0	AWAY	0- 0	1- 2	1- 2				
0- 0	0- 0	0- 0	NEUTRAL	0- 0	0- 0	0- 0				
0- 13	0- 1	0- 0	CONFERENCE	0- 3	0- 9	0- 3				
0- 6	0- 0	0- 0	HOME	0- 1	0- 5	0- 2				
0- 7	0- 1	0- 0	AWAY	0- 2	0- 4	0- 1				
0- 0	0- 0	0- 0	NEUTRAL	0- 0	0- 0	0- 0				

RPI 1-25				RPI 26-50				RPI 51-100				RPI 101+ Team's RPI: 326			
RPI	S	Opponent	Score	RPI	S	Opponent	Score	RPI	S	Opponent	Score	RPI	S	Opponent	Score
12	A	Green Bay	36 65					68	A	IUPUI	43 68	112	A	Milwaukee	44 59
								68	H	IUPUI	46 82	112	H	Milwaukee	53 76
								99	A	Wright St.	50 60	129	A	Cleveland St.	67 70
												129	H	Cleveland St.	42 64
												193	A	Youngstown St.	63 76
												193	H	Youngstown St.	52 71
												219	H	Oakland	63 67
												222	H	Eastern Mich.	73 70
												223	H	North Texas	70 67
												244	A	Northern Ky.	53 61
												248	A	Bradley	48 58
												263	H	Indiana St.	55 46
												274	H	Santa Clara	36 45
												307	A	Loyola Chicago	55 57
												308	H	Jackson St.	63 76
												316	H	Detroit Mercy	58 61
												320	A	Fort Wayne	67 51
												348	H	Evansville	96 77

LAST 12 Division I GAMES:															
193	H	Youngstown St.	52 71	99	A	Wright St.	50 60	112	H	Milwaukee	53 76				
129	H	Cleveland St.	42 64	316	H	Detroit Mercy	58 61	219	H	Oakland	63 67				
68	A	IUPUI	43 68	129	A	Cleveland St.	67 70	193	A	Youngstown St.	63 76				
112	A	Milwaukee	44 59												
12	A	Green Bay	36 65												
244	A	Northern Ky.	53 61												

Non-Div I Games: Bethel (IN) 66 46 Ind.-Northwest 74 56

Average RPI Win:	249	WON-LOST	WINNING	LAST 10	STRENGTH OF	OPP. STRENGTH	TEAM	ADJ.	CONF.	ADJ CONF.
Average RPI Loss:	68	RECORD	PCT. RANK	GAMES	SCHEDULE	OF SCHEDULE	RPI	RPI	RPI	RPI
DIV. I ONLY	9- 17	259	0- 10	104	71	213	213	3	3	
DIV. I NON-CONF.	9- 5	99	0- 0	237	180	146	146	4	4	

TOTALS	RPI 1-25	RPI 26-50	W-L RECORDS	RPI 51-100	RPI 101-999	RPI 201+				
9- 17	0- 4	0- 3	OVERALL	0- 7	9- 3	6- 0				
6- 8	0- 1	0- 1	HOME	0- 3	6- 3	6- 0				
1- 9	0- 3	0- 2	AWAY	0- 4	1- 0	0- 0				
2- 0	0- 0	0- 0	NEUTRAL	0- 0	2- 0	0- 0				
9- 5	0- 1	0- 1	NON-CONFERENCE	0- 2	9- 1	6- 0				
6- 2	0- 0	0- 0	HOME	0- 1	6- 1	6- 0				
1- 3	0- 1	0- 1	AWAY	0- 1	1- 0	0- 0				
2- 0	0- 0	0- 0	NEUTRAL	0- 0	2- 0	0- 0				
0- 12	0- 3	0- 2	CONFERENCE	0- 5	0- 2	0- 0				
0- 6	0- 1	0- 1	HOME	0- 2	0- 2	0- 0				
0- 6	0- 2	0- 1	AWAY	0- 3	0- 0	0- 0				
0- 0	0- 0	0- 0	NEUTRAL	0- 0	0- 0	0- 0				

RPI 1-25				RPI 26-50				RPI 51-100				RPI 101+ Team's RPI: 213			
RPI	S	Opponent	Score	RPI	S	Opponent	Score	RPI	S	Opponent	Score	RPI	S	Opponent	Score
13	A	Maryland	65 100	40	A	FGCU	61 85	52	H	Michigan St.	55 67	105	H	Western Ill.	67 77
16	A	Missouri	55 72	42	H	Purdue	54 73	63	A	Nebraska	47 62	155	N	Wichita St.	68 67
20	H	Iowa	71 84	44	A	Michigan	42 86	63	H	Nebraska	72 80	172	N	UC Irvine	65 59
25	A	Rutgers	37 76					66	H	Virginia Tech	49 96	184	H	Northwestern	59 74
								74	A	Indiana	54 70	185	H	Wisconsin	61 70
								83	A	Penn St.	59 68	190	A	Memphis	63 47
								86	A	New Mexico	68 97	236	H	Austin Peay	59 47
												248	H	Bradley	74 62
												263	H	Indiana St.	81 52
												316	H	Detroit Mercy	73 65
												320	H	Fort Wayne	64 50
												339	H	Chicago St.	66 56

LAST 12 Division I GAMES:															
74	A	Indiana	54 70	52	H	Michigan St.	55 67								
42	H	Purdue	54 73	63	H	Nebraska	72 80								
63	A	Nebraska	47 62	20	H	Iowa	71 84								
185	H	Wisconsin	61 70	25	A	Rutgers	37 76								
83	A	Penn St.	59 68	184	H	Northwestern	59 74								
44	A	Michigan	42 86	13	A	Maryland	65 100								

Non-Div I Games:

Illinois

Average RPI Win: 236		WON-LOST RECORD	WINNING PCT. RANK	LAST 10 GAMES	STRENGTH OF SCHEDULE	OPP. STRENGTH OF SCHEDULE	TEAM RPI	ADJ. RPI	CONF. RPI	ADJ. CONF. RPI
Average RPI Loss: 171										
DIV. I ONLY		11- 13	197	5- 5	289	232	254	254	24	24
DIV. I NON-CONF.		6- 5	153	0- 0	244	215	201	201	22	22
TOTALS		RPI 1-25	RPI 26-50	W-L RECORDS		RPI 51-100	RPI 101-999	RPI 201+		
11- 13	0- 0		0- 0	OVERALL		0- 1	11- 12	7- 5		
7- 6	0- 0		0- 0	HOME		0- 1	7- 5	5- 1		
3- 7	0- 0		0- 0	AWAY		0- 0	3- 1	2- 1		
1- 0	0- 0		0- 0	NEUTRAL		0- 0	1- 0	0- 0		
6- 5	0- 0		0- 0	NON-CONFERENCE		0- 0	6- 5	4- 1		
4- 2	0- 0		0- 0	HOME		0- 0	4- 2	3- 0		
1- 3	0- 0		0- 0	AWAY		0- 0	1- 3	1- 1		
1- 0	0- 0		0- 0	NEUTRAL		0- 0	1- 0	0- 0		
5- 8	0- 0		0- 0	CONFERENCE		0- 1	5- 7	3- 4		
3- 4	0- 0		0- 0	HOME		0- 1	3- 3	2- 1		
2- 4	0- 0		0- 0	AWAY		0- 0	2- 4	1- 3		
0- 0	0- 0		0- 0	NEUTRAL		0- 0	0- 0	0- 0		

RPI 1-25				RPI 26-50				RPI 51-100				RPI 101+				Team's RPI: 254	
RPI	S	Opponent	Score	RPI	S	Opponent	Score	RPI	S	Opponent	Score	RPI	S	Opponent	Score		
								85	H	Drake	58 65	107	H	Butler	45 56		
												108	A	Missouri St.	58 75		
												108	H	Missouri St.	50 56		
												111	A	George Mason	37 56		
												112	A	Milwaukee	59 61		
												129	H	Cleveland St.	47 56		
												138	N	Northeastern	65 55		
												140	H	SIUE	62 47		
												144	H	UNI	36 58		
												164	A	Southern Ill.	39 36		
												164	H	Southern Ill.	49 46		
												219	A	Oakland	43 64		
												222	H	Eastern Mich.	65 56		
												244	H	Northern Ky.	49 37		
												248	H	Bradley	42 62		
												263	A	Indiana St.	49 52		
												267	H	UMKC	64 53		
												279	A	Valparaiso	50 56		
												279	H	Valparaiso	63 55		
												307	A	Loyola Chicago	59 62		
												307	H	Loyola Chicago	57 49		
												325	A	Long Beach St.	59 51		
												348	A	Evansville	67 43		
LAST 12 Division I GAMES:																	
												108	A	Missouri St.	58 75		
												164	A	Southern Ill.	39 36		
												279	H	Valparaiso	63 55		
												307	H	Loyola Chicago	57 49		
												144	H	UNI	36 58		
												85	H	Drake	58 65		
												263	A	Indiana St.	49 52		
												348	A	Evansville	67 43		
												164	H	Southern Ill.	49 46		
												108	H	Missouri St.	50 56		
												307	A	Loyola Chicago	59 62		
												279	A	Valparaiso	50 56		

Non-Div I Games:

Illinois St.

■ Loss, ■ Non-Conf, S Site, H Home A Away N Neutral

Average RPI Win:	290	WON-LOST	WINNING	LAST 10	STRENGTH OF	OPP. STRENGTH	TEAM	ADJ.	CONF.	ADJ CONF.
Average RPI Loss:	176	RECORD	PCT. RANK	GAMES	SCHEDULE	OF SCHEDULE	RPI	RPI	RPI	RPI
DIV. I ONLY	2- 20	339	1- 9	135	327	314	314	26	26	
DIV. I NON-CONF.	0- 10	337	0- 0	25	298	276	276	25	25	

TOTALS	RPI 1-25	RPI 26-50	W-L RECORDS	RPI 51-100	RPI 101-999	RPI 201+				
2- 20	0- 0	0- 1	OVERALL	0- 4	2- 15	2- 9				
1- 8	0- 0	0- 0	HOME	0- 1	1- 7	1- 5				
1- 12	0- 0	0- 0	AWAY	0- 0	1- 2	1- 1				
0- 0	0- 0	0- 0	NEUTRAL	0- 0	0- 0	0- 0				
0- 10	0- 0	0- 1	NON-CONFERENCE	0- 4	0- 5	0- 2				
0- 3	0- 0	0- 0	HOME	0- 1	0- 2	0- 1				
0- 7	0- 0	0- 1	AWAY	0- 3	0- 3	0- 1				
0- 0	0- 0	0- 0	NEUTRAL	0- 0	0- 0	0- 0				
2- 10	0- 0	0- 0	CONFERENCE	0- 0	2- 10	2- 7				
1- 5	0- 0	0- 0	HOME	0- 0	1- 5	1- 4				
1- 5	0- 0	0- 0	AWAY	0- 0	1- 5	1- 3				
0- 0	0- 0	0- 0	NEUTRAL	0- 0	0- 0	0- 0				

RPI 1-25				RPI 26-50				RPI 51-100				RPI 101+ Team's RPI: 314			
RPI	S	Opponent	Score	RPI	S	Opponent	Score	RPI	S	Opponent	Score	RPI	S	Opponent	Score
				45	A	Oklahoma St.	35 86	60	A	Houston	67 98	110	A	Lamar University	54 77
								72	H	South Dakota	51 81	130	H	Central Ark.	35 57
								91	A	Utah	31 90	133	A	SFA	49 60
								98	A	Rice	43 60	148	A	Weber St.	55 79
												153	H	Texas St.	33 74
												179	A	UT Arlington	48 61
												214	A	Abilene Christian	56 58
												226	A	New Orleans	50 52
												226	H	New Orleans	45 72
												227	A	Texas Tech	54 80
												250	H	Nicholls St.	64 62
												257	H	A&M-Corpus Christi	58 62
												259	H	McNeese	57 66
												283	H	Massachusetts	45 64
												292	A	Southeastern La.	54 65
												322	H	Houston Baptist	56 58
												330	A	Sam Houston St.	56 49

LAST 12 Division I GAMES:															
214	A	Abilene Christian	56 58	110	A	Lamar University	54 77								
292	A	Southeastern La.	54 65	133	A	SFA	49 60								
257	H	A&M-Corpus Christi	58 62	130	H	Central Ark.	35 57								
226	H	New Orleans	45 72	330	A	Sam Houston St.	56 49								
322	H	Houston Baptist	56 58	250	H	Nicholls St.	64 62								
226	A	New Orleans	50 52	259	H	McNeese	57 66								

Non-Div I Games: Mary Hardin-Baylor 76 58

Incarnate Word

Average RPI Win:	137	WON-LOST	WINNING	LAST 10	STRENGTH OF	OPP. STRENGTH	TEAM	ADJ.	CONF.	ADJ CONF.
Average RPI Loss:	44	RECORD	PCT. RANK	GAMES	SCHEDULE	OF SCHEDULE	RPI	RPI	RPI	RPI
DIV. I ONLY	13- 12	168	6- 4	13	23	74	74	3	3	
DIV. I NON-CONF.	7- 6	165	0- 0	11	59	69	69	4	4	

TOTALS	RPI 1-25	RPI 26-50	W-L RECORDS	RPI 51-100	RPI 101-999	RPI 201+				
13- 12	1- 5	2- 2	OVERALL	2- 5	8- 0	3- 0				
9- 5	1- 2	2- 0	HOME	0- 3	6- 0	2- 0				
3- 5	0- 2	0- 1	AWAY	1- 2	2- 0	1- 0				
1- 2	0- 1	0- 1	NEUTRAL	1- 0	0- 0	0- 0				
7- 6	0- 2	1- 1	NON-CONFERENCE	1- 3	5- 0	2- 0				
4- 3	0- 1	1- 0	HOME	0- 2	3- 0	1- 0				
2- 1	0- 0	0- 0	AWAY	0- 1	2- 0	1- 0				
1- 2	0- 1	0- 1	NEUTRAL	1- 0	0- 0	0- 0				
6- 6	1- 3	1- 1	CONFERENCE	1- 2	3- 0	1- 0				
5- 2	1- 1	1- 0	HOME	0- 1	3- 0	1- 0				
1- 4	0- 2	0- 1	AWAY	1- 1	0- 0	0- 0				
0- 0	0- 0	0- 0	NEUTRAL	0- 0	0- 0	0- 0				

RPI 1-25				RPI 26-50				RPI 51-100 Team's RPI: 74				RPI 101+			
RPI	S	Opponent	Score	RPI	S	Opponent	Score	RPI	S	Opponent	Score	RPI	S	Opponent	Score
4	H	Louisville	59 72	29	N	Virginia	72 82	52	A	Michigan St.	69 65	117	A	Yale	72 68
6	A	Ohio St.	70 85	42	H	Purdue	72 54	52	H	Michigan St.	46 68	176	H	Southern U.	64 49
6	H	Ohio St.	62 77	44	A	Michigan	79 84	77	A	Saint Mary's (CA)	82 88	184	H	Northwestern	78 73
13	A	Maryland	70 74	49	H	Western Ky.	73 71	81	N	UAB	71 63	185	H	Wisconsin	69 55
16	N	Missouri	55 75					83	A	Penn St.	74 77	187	H	Arkansas St.	93 51
25	H	Rutgers	64 58					96	H	Auburn	53 65	213	H	Illinois	70 54
								100	H	Chattanooga	61 64	223	H	North Texas	68 63
												244	A	Northern Ky.	67 56

LAST 12 Division I GAMES:															
213	H	Illinois	70 54	6	H	Ohio St.	62 77								
184	H	Northwestern	78 73	44	A	Michigan	79 84								
25	H	Rutgers	64 58	42	H	Purdue	72 54								
185	H	Wisconsin	69 55	83	A	Penn St.	74 77								
52	A	Michigan St.	69 65	6	A	Ohio St.	70 85								
13	A	Maryland	70 74	52	H	Michigan St.	46 68								

Non-Div I Games:

Indiana

Average RPI Win:	289	WON-LOST	WINNING	LAST 10	STRENGTH OF	OPP. STRENGTH	TEAM	ADJ.	CONF.	ADJ CONF.
Average RPI Loss:	130	RECORD	PCT. RANK	GAMES	SCHEDULE	OF SCHEDULE	RPI	RPI	RPI	RPI
DIV. I ONLY	7- 15	268	6- 4	201	213	263	263	24	24	
DIV. I NON-CONF.	1- 9	318	0- 0	98	137	281	281	22	22	
<hr/>										
TOTALS	RPI 1-25	RPI 26-50	W-L RECORDS	RPI 51-100	RPI 101-999	RPI 201+				
7- 15	0- 0	0- 1	OVERALL	0- 5	7- 9	7- 3				
3- 9	0- 0	0- 1	HOME	0- 2	3- 6	3- 1				
3- 5	0- 0	0- 0	AWAY	0- 2	3- 3	3- 2				
1- 1	0- 0	0- 0	NEUTRAL	0- 1	1- 0	1- 0				
1- 9	0- 0	0- 1	NON-CONFERENCE	0- 3	1- 5	1- 3				
0- 5	0- 0	0- 1	HOME	0- 1	0- 3	0- 1				
0- 3	0- 0	0- 0	AWAY	0- 1	0- 2	0- 2				
1- 1	0- 0	0- 0	NEUTRAL	0- 1	1- 0	1- 0				
6- 6	0- 0	0- 0	CONFERENCE	0- 2	6- 4	6- 0				
3- 4	0- 0	0- 0	HOME	0- 1	3- 3	3- 0				
3- 2	0- 0	0- 0	AWAY	0- 1	3- 1	3- 0				
0- 0	0- 0	0- 0	NEUTRAL	0- 0	0- 0	0- 0				

RPI 1-25				RPI 26-50				RPI 51-100				RPI 101+				Team's RPI: 263
RPI	S	Opponent	Score	RPI	S	Opponent	Score	RPI	S	Opponent	Score	RPI	S	Opponent	Score	
				28	H	Central Mich.	67 77	68	A	IUPUI	57 86	103	H	Saint Louis	59 60	
								72	N	South Dakota	59 71	107	H	Butler	51 60	
								85	A	Drake	64 85	108	H	Missouri St.	63 77	
								85	H	Drake	51 84	144	A	UNI	53 59	
								90	H	Miami (OH)	56 68	144	H	UNI	46 56	
												164	H	Southern Ill.	45 64	
												213	A	Illinois	52 81	
												215	H	Fla. Atlantic	58 66	
												240	N	Montana	57 45	
												248	H	Bradley	65 50	
												254	H	Illinois St.	52 49	
												279	A	Valparaiso	67 54	
												307	A	Loyola Chicago	73 65	
												326	A	Ill.-Chicago	46 55	
												348	A	Evansville	66 57	
												348	H	Evansville	56 48	
<hr/>																
LAST 12 Division I GAMES:																
				85	H	Drake	51 84	248	H	Bradley	65 50					
				144	H	UNI	46 56	144	A	UNI	53 59					
				348	A	Evansville	66 57	85	A	Drake	64 85					
				279	A	Valparaiso	67 54	348	H	Evansville	56 48					
				307	A	Loyola Chicago	73 65	164	H	Southern Ill.	45 64					
				254	H	Illinois St.	52 49	108	H	Missouri St.	63 77					

Non-Div I Games: Missouri S&T 84 51

Indiana St.

Average RPI Win:	345	WON-LOST	WINNING	LAST 10	STRENGTH OF	OPP. STRENGTH	TEAM	ADJ.	CONF.	ADJ CONF.
Average RPI Loss:	193	RECORD	PCT. RANK	GAMES	SCHEDULE	OF SCHEDULE	RPI	RPI	RPI	RPI
DIV. I ONLY	1- 24	348	1- 9	223	286	340	340	28	28	
DIV. I NON-CONF.	0- 11	337	0- 0	130	237	330	330	26	26	

TOTALS	RPI 1-25	RPI 26-50	W-L RECORDS	RPI 51-100	RPI 101-999	RPI 201+				
1- 24	0- 0	0- 0	OVERALL	0- 6	1- 18	1- 13				
1- 11	0- 0	0- 0	HOME	0- 2	1- 9	1- 6				
0- 13	0- 0	0- 0	AWAY	0- 4	0- 9	0- 7				
0- 0	0- 0	0- 0	NEUTRAL	0- 0	0- 0	0- 0				
0- 11	0- 0	0- 0	NON-CONFERENCE	0- 4	0- 7	0- 3				
0- 5	0- 0	0- 0	HOME	0- 1	0- 4	0- 1				
0- 6	0- 0	0- 0	AWAY	0- 3	0- 3	0- 2				
0- 0	0- 0	0- 0	NEUTRAL	0- 0	0- 0	0- 0				
1- 13	0- 0	0- 0	CONFERENCE	0- 2	1- 11	1- 10				
1- 6	0- 0	0- 0	HOME	0- 1	1- 5	1- 5				
0- 7	0- 0	0- 0	AWAY	0- 1	0- 6	0- 5				
0- 0	0- 0	0- 0	NEUTRAL	0- 0	0- 0	0- 0				

RPI 1-25				RPI 26-50				RPI 51-100				RPI 101+				Team's RPI: 340
RPI	S	Opponent	Score	RPI	S	Opponent	Score	RPI	S	Opponent	Score	RPI	S	Opponent	Score	
								55	A	Qui nni pi ac	47 90	126	H	Bucknel l	53 60	
								55	H	Qui nni pi ac	38 74	165	H	Kansas	58 72	
								64	H	Tol edo	57 74	170	A	Marist	55 75	
								67	A	Duquesne	59 80	182	H	Temple	54 59	
								69	A	Fordham	48 78	197	A	Stony Brook	46 63	
								92	A	Jacksonvi l le	62 71	207	A	Si ena	51 64	
												207	H	Si ena	48 70	
												242	H	Hofstra	43 68	
												246	A	Ni agara	59 73	
												247	A	Manhattan	63 67	
												258	H	Fai rfi el d	68 78	
												273	A	Ri der	53 80	
												273	H	Ri der	49 62	
												277	A	Ari zona	58 71	
												280	A	St. Franci s Brookl yn	63 72	
												286	H	Canis i us	49 53	
												297	A	Monmouth	56 68	
												297	H	Monmouth	56 62	
												345	H	Saint Peter's	52 42	

LAST 12 Divi sion I GAMES:																
				273	A	Ri der	53 80			297	A	Monmouth	56 68			
				258	H	Fai rfi el d	68 78			207	H	Si ena	48 70			
				55	A	Qui nni pi ac	47 90			247	A	Manhattan	63 67			
				170	A	Marist	55 75			297	H	Monmouth	56 62			
				345	H	Saint Peter's	52 42			55	H	Qui nni pi ac	38 74			
				273	H	Ri der	49 62			207	A	Si ena	51 64			

Non-Div I Games:

Iona

Average RPI Win:	125	WON-LOST	WINNING	LAST 10	STRENGTH OF	OPP. STRENGTH	TEAM	ADJ.	CONF.	ADJ CONF.
Average RPI Loss:	39	RECORD	PCT. RANK	GAMES	SCHEDULE	OF SCHEDULE	RPI	RPI	RPI	RPI
DIV. I ONLY	20- 6	39	6- 4	17	63	20	20	3	3	
DIV. I NON-CONF.	12- 1	6	0- 0	51	105	15	15	4	4	

TOTALS	RPI 1-25	RPI 26-50	W-L RECORDS	RPI 51-100	RPI 101-999	RPI 201+				
20- 6	1- 2	3- 2	OVERALL	5- 2	11- 0	3- 0				
11- 3	1- 1	3- 1	HOME	3- 1	4- 0	1- 0				
6- 3	0- 1	0- 1	AWAY	1- 1	5- 0	1- 0				
3- 0	0- 0	0- 0	NEUTRAL	1- 0	2- 0	1- 0				
12- 1	0- 1	1- 0	NON-CONFERENCE	3- 0	8- 0	2- 0				
7- 1	0- 1	1- 0	HOME	2- 0	4- 0	1- 0				
2- 0	0- 0	0- 0	AWAY	0- 0	2- 0	0- 0				
3- 0	0- 0	0- 0	NEUTRAL	1- 0	2- 0	1- 0				
8- 5	1- 1	2- 2	CONFERENCE	2- 2	3- 0	1- 0				
4- 2	1- 0	2- 1	HOME	1- 1	0- 0	0- 0				
4- 3	0- 1	0- 1	AWAY	1- 1	3- 0	1- 0				
0- 0	0- 0	0- 0	NEUTRAL	0- 0	0- 0	0- 0				

RPI	S	Opponent	Score	RPI	S	Opponent	Score	RPI	S	Opponent	Score	RPI	S	Opponent	Score
5	H	Florida St.	93 94	42	H	Purdue	70 76	52	A	Michigan St.	71 68	109	H	Western Mi ch.	79 56
6	H	Ohio St.	103 89	44	H	Michigan	82 72	55	H	Quinnipiac	83 67	119	A	Iowa St.	61 55
13	A	Maryland	64 80	46	A	Minnesota	72 77	62	N	Elon	74 61	124	H	Northern Ill.	105 80
				46	H	Minnesota	92 84	63	A	Nebraska	65 74	144	A	UNI	71 47
				49	H	Western Ky.	104 97	63	H	Nebraska	74 92	159	H	Samford	80 59
								83	H	Penn St.	80 76	184	A	Northwestern	70 61
								85	H	Drake	79 66	185	A	Wisconsin	56 46
												186	N	Charlotte	77 64
												213	A	Illinois	84 71
												265	N	Morgan St.	90 46
												336	H	Ark.-Pine Bluff	85 45

LAST 12 Division I GAMES:															
184	A	Northwestern	70 61	46	A	Minnesota	72 77								
83	H	Penn St.	80 76	63	A	Nebraska	65 74								
46	H	Minnesota	92 84	42	H	Purdue	70 76								
52	A	Michigan St.	71 68	213	A	Illinois	84 71								
63	H	Nebraska	74 92	13	A	Maryland	64 80								
6	H	Ohio St.	103 89	44	H	Michigan	82 72								

Non-Div I Games:

Iowa

Average RPI Win: 178

Average RPI Loss: 53

WON-LOST
RECORDWINNING
PCT. RANKLAST 10
GAMESSTRENGTH OF
SCHEDULEOPP. STRENGTH
OF SCHEDULETEAM
RPIADJ.
RPICONF.
RPIADJ CONF.
RPIDIV. I ONLY
DIV. I NON-CONF.10- 14
6- 5219
1533- 7
0- 035
17141
71119
154119
1544
54
5

TOTALS

RPI 1-25

RPI 26-50

W-L RECORDS

RPI 51-100

RPI 101-999

RPI 201+

10- 14

0- 4

1- 3

OVERALL

2- 5

7- 2

5- 0

6- 7

0- 2

0- 2

HOME

1- 3

5- 0

4- 0

3- 6

0- 2

1- 0

AWAY

1- 2

1- 2

1- 0

1- 1

0- 0

0- 1

NEUTRAL

0- 0

1- 0

0- 0

6- 5

0- 1

0- 1

NON-CONFERENCE

1- 1

5- 2

4- 0

5- 1

0- 1

0- 0

HOME

1- 0

4- 0

4- 0

0- 3

0- 0

0- 0

AWAY

0- 1

0- 2

0- 0

1- 1

0- 0

0- 1

NEUTRAL

0- 0

1- 0

0- 0

4- 9

0- 3

1- 2

CONFERENCE

1- 4

2- 0

1- 0

1- 6

0- 1

0- 2

HOME

0- 3

1- 0

0- 0

3- 3

0- 2

1- 0

AWAY

1- 1

1- 0

1- 0

0- 0

0- 0

0- 0

NEUTRAL

0- 0

0- 0

0- 0

RPI 1-25

RPI 26-50

RPI 51-100

RPI 101+

Team's RPI: 119

RPI	S	Opponent	Score
8	A	Bayl or	49 89
8	H	Bayl or	50 79
9	A	Texas	55 87
20	H	Iowa	55 61

RPI	S	Opponent	Score
28	N	Central Mich.	60 81
30	H	Okl ahoma	69 74
45	A	Okl ahoma St.	78 69
45	H	Okl ahoma St.	73 81

RPI	S	Opponent	Score
53	A	West Vi rgi ni a	49 57
53	H	West Vi rgi ni a	59 69
59	H	TCU	52 75
72	H	South Dakota	81 76
84	A	Kansas St.	80 45
84	H	Kansas St.	60 67
85	A	Drake	80 83

RPI	S	Opponent	Score
101	N	Tul ane	67 64
121	A	Vanderbi l t	74 77
144	A	UNI	53 57
165	H	Kansas	71 69
227	A	Texas Tech	66 54
232	H	UC Ri versi de	89 66
250	H	Ni chol l s St.	75 47
267	H	UMKC	61 45
335	H	N. C. Central	99 58

LAST 12 Di vi si on I GAMES:

45	H	Okl ahoma St.	73 81	8	H	Bayl or	50 79
84	A	Kansas St.	80 45	227	A	Texas Tech	66 54
59	H	TCU	52 75	84	H	Kansas St.	60 67
9	A	Texas	55 87	53	A	West Vi rgi ni a	49 57
45	A	Okl ahoma St.	78 69	8	A	Bayl or	49 89
53	H	West Vi rgi ni a	59 69	30	H	Okl ahoma	69 74

Non-Di v I Games:

Iowa St.

Average RPI Win:	303	WON-LOST	WINNING	LAST 10	STRENGTH OF	OPP. STRENGTH	TEAM	ADJ.	CONF.	ADJ CONF.
Average RPI Loss:	244	RECORD	PCT. RANK	GAMES	SCHEDULE	OF SCHEDULE	RPI	RPI	RPI	RPI
DIV. I ONLY	9- 8	158	5- 5	349	343	308	308	32	32	
DIV. I NON-CONF.	2- 3	214	0- 0	349	247	344	344	32	32	

TOTALS	RPI 1-25	RPI 26-50	W-L RECORDS	RPI 51-100	RPI 101-999	RPI 201+				
9- 8	0- 0	0- 0	OVERALL	0- 0	9- 8	9- 5				
5- 3	0- 0	0- 0	HOME	0- 0	5- 3	5- 2				
4- 5	0- 0	0- 0	AWAY	0- 0	4- 0	4- 0				
0- 0	0- 0	0- 0	NEUTRAL	0- 0	0- 0	0- 0				
2- 3	0- 0	0- 0	NON-CONFERENCE	0- 0	2- 3	2- 2				
0- 1	0- 0	0- 0	HOME	0- 0	0- 1	0- 1				
2- 2	0- 0	0- 0	AWAY	0- 0	2- 2	2- 1				
0- 0	0- 0	0- 0	NEUTRAL	0- 0	0- 0	0- 0				
7- 5	0- 0	0- 0	CONFERENCE	0- 0	7- 5	7- 3				
5- 2	0- 0	0- 0	HOME	0- 0	5- 2	5- 1				
2- 3	0- 0	0- 0	AWAY	0- 0	2- 3	2- 2				
0- 0	0- 0	0- 0	NEUTRAL	0- 0	0- 0	0- 0				

RPI 1-25				RPI 26-50				RPI 51-100				RPI 101+				Team's RPI: 308
RPI	S	Opponent	Score	RPI	S	Opponent	Score	RPI	S	Opponent	Score	RPI	S	Opponent	Score	
												176	A	Southern U.	76	86
												176	H	Southern U.	58	68
												190	A	Memphi s	53	64
												234	H	Grambl ing	82	70
												245	A	Texas Southern	66	71
												245	H	Texas Southern	74	77
												250	H	Ni choll s St.	64	90
												270	H	Prai ri e Vi ew	70	61
												300	A	Al corn	74	51
												300	H	Al corn	94	69
												304	H	Al abama St.	70	61
												315	H	Al abama A&M	59	43
												326	A	Ill . -Chi cago	76	63
												330	A	Sam Houston St.	68	74
												336	A	Ark. -Pi ne Bl uff	60	54
												338	A	Mi ssi ssi ppi Val .	61	72
												339	A	Chi cago St.	87	69
LAST 12 Division I GAMES:																
245	A	Texas Southern	66	71	270	H	Prai ri e Vi ew	70	61							
176	H	Southern U.	58	68	245	H	Texas Southern	74	77							
300	H	Al corn	94	69	176	A	Southern U.	76	86							
336	A	Ark. -Pi ne Bl uff	60	54	300	A	Al corn	74	51							
338	A	Mi ssi ssi ppi Val .	61	72	315	H	Al abama A&M	59	43							
234	H	Grambl ing	82	70	304	H	Al abama St.	70	61							

Non-Div I Games: Philander Smith 88 56 Millsaps 79 41 LSU-Shreveport 85 86 Spring Hill 77 50 Jackson St.

Average RPI Win:	252	WON-LOST	WINNING	LAST 10	STRENGTH OF	OPP. STRENGTH	TEAM	ADJ.	CONF.	ADJ CONF.
Average RPI Loss:	75	RECORD	PCT. RANK	GAMES	SCHEDULE	OF SCHEDULE	RPI	RPI	RPI	RPI
DIV. I ONLY	15- 7	69	8- 2	220	205	92	92	22	22	
DIV. I NON-CONF.	7- 5	132	1- 1	219	164	107	107	21	21	

TOTALS	RPI 1-25	RPI 26-50	W-L RECORDS	RPI 51-100	RPI 101-999	RPI 201+				
15- 7	0- 2	0- 2	OVERALL	0- 1	15- 2	11- 0				
6- 1	0- 0	0- 1	HOME	0- 0	6- 0	5- 0				
8- 6	0- 2	0- 1	AWAY	0- 1	8- 2	5- 0				
1- 0	0- 0	0- 0	NEUTRAL	0- 0	1- 0	1- 0				
7- 5	0- 2	0- 0	NON-CONFERENCE	0- 1	7- 2	5- 0				
3- 0	0- 0	0- 0	HOME	0- 0	3- 0	3- 0				
3- 5	0- 2	0- 0	AWAY	0- 1	3- 2	1- 0				
1- 0	0- 0	0- 0	NEUTRAL	0- 0	1- 0	1- 0				
8- 2	0- 0	0- 2	CONFERENCE	0- 0	8- 0	6- 0				
3- 1	0- 0	0- 1	HOME	0- 0	3- 0	2- 0				
5- 1	0- 0	0- 1	AWAY	0- 0	5- 0	4- 0				
0- 0	0- 0	0- 0	NEUTRAL	0- 0	0- 0	0- 0				

RPI 1-25				RPI 26-50				RPI 51-100				Team's RPI : 92				RPI 101+			
RPI	S	Opponent	Score	RPI	S	Opponent	Score	RPI	S	Opponent	Score	RPI	S	Opponent	Score	RPI	S	Opponent	Score
5	A	Florida St.	50 82	40	A	FGCU	58 63	94	A	Alabama	60 75	122	A	South Ala.	60 58	127	A	Bethune-Cookman	68 58
17	A	NC State	44 64	40	H	FGCU	63 65					163	A	Florida	59 69	167	A	Troy	88 89
												173	A	Stetson	61 54	173	H	Stetson	73 63
												239	A	North Florida	66 48	244	N	Northern Ky.	61 49
												250	A	Nicholls St.	69 61	261	H	Lipscomb	70 48
												288	A	USC Upstate	71 45	290	A	Kennesaw St.	67 49
												290	H	Kennesaw St.	84 49	297	H	Monmouth	74 65
												340	H	Iona	71 62	343	H	Savannah St.	74 46
												346	A	NJIT	88 58				
LAST 12 Division I GAMES:																			
290	A	Kennesaw St.	67 49	346	A	NJIT	88 58	290	H	Kennesaw St.	84 49								
173	A	Stetson	61 54	261	H	Lipscomb	70 48	239	A	North Florida	66 48								
40	H	FGCU	63 65	343	H	Savannah St.	74 46	5	A	Florida St.	50 82								
173	H	Stetson	73 63																
40	A	FGCU	58 63																
288	A	USC Upstate	71 45																

Non-Div I Games: Flagler 79 52 Edward Waters 79 58 Webber Int'l 64 43

Jacksonville

Average RPI Win:	276	WON-LOST	WINNING	LAST 10	STRENGTH OF	OPP. STRENGTH	TEAM	ADJ.	CONF.	ADJ CONF.
Average RPI Loss:	166	RECORD	PCT. RANK	GAMES	SCHEDULE	OF SCHEDULE	RPI	RPI	RPI	RPI
DIV. I ONLY	13- 10	138	6- 4	295	294	210	210	25	25	
DIV. I NON-CONF.	4- 5	202	0- 0	256	182	215	215	27	27	

TOTALS	RPI 1-25	RPI 26-50	W-L RECORDS	RPI 51-100	RPI 101-999	RPI 201+				
13- 10	0- 1	0- 0	OVERALL	0- 2	13- 7	13- 3				
8- 3	0- 1	0- 0	HOME	0- 0	8- 2	8- 1				
4- 7	0- 0	0- 0	AWAY	0- 2	4- 1	4- 0				
1- 0	0- 0	0- 0	NEUTRAL	0- 0	1- 0	1- 0				
4- 5	0- 1	0- 0	NON-CONFERENCE	0- 1	4- 3	4- 1				
2- 1	0- 1	0- 0	HOME	0- 0	2- 0	2- 0				
1- 4	0- 0	0- 0	AWAY	0- 1	1- 3	1- 1				
1- 0	0- 0	0- 0	NEUTRAL	0- 0	1- 0	1- 0				
9- 5	0- 0	0- 0	CONFERENCE	0- 1	9- 4	9- 2				
6- 2	0- 0	0- 0	HOME	0- 0	6- 2	6- 1				
3- 3	0- 0	0- 0	AWAY	0- 1	3- 2	3- 1				
0- 0	0- 0	0- 0	NEUTRAL	0- 0	0- 0	0- 0				

RPI 1-25				RPI 26-50				RPI 51-100				RPI 101+ Team's RPI: 210			
RPI	S	Opponent	Score	RPI	S	Opponent	Score	RPI	S	Opponent	Score	RPI	S	Opponent	Score
5	H	Florida St.	51 75					71	A	Bel mont	55 71	102	A	Seton Hall	54 73
								90	A	Mi ami (OH)	55 58	140	A	SIUE	41 65
												141	A	Clemson	45 53
												191	H	UT Martin	57 61
												208	N	East Carolina	82 73
												216	A	Morehead St.	67 65
												216	H	Morehead St.	70 64
												225	H	Southeast Mo. St.	55 48
												226	A	New Orleans	59 54
												236	H	Austin Peay	65 47
												293	H	Murray St.	97 65
												299	H	Tennessee Tech	58 60
												305	A	Eastern Ky.	44 48
												305	H	Eastern Ky.	65 51
												315	H	Al abama A&M	49 33
												319	A	Georgi a St.	41 55
												332	H	Rhode Island	63 53
												333	A	Tennessee St.	75 56
												333	H	Tennessee St.	62 61
												344	A	Eastern Ill.	59 50

LAST 12 Division I GAMES:															
333	H	Tennessee St.	62 61	305	A	Eastern Ky.	44 48								
299	H	Tennessee Tech	58 60	216	A	Morehead St.	67 65								
140	A	SIUE	41 65	236	H	Austin Peay	65 47								
344	A	Eastern Ill.	59 50	293	H	Murray St.	97 65								
225	H	Southeast Mo. St.	55 48	71	A	Bel mont	55 71								
191	H	UT Martin	57 61	333	A	Tennessee St.	75 56								

Non-Div I Games: Stillman 93 38 Brewton-Parker 103 44

Jacksonville St.

Loss, Non-Conf, S Site, H Home A Away N Neutral

Average RPI	Win:	208	WON-LOST	WINNING	LAST 10	STRENGTH OF	OPP. STRENGTH	TEAM	ADJ.	CONF.	ADJ CONF.
Average RPI	Loss:	47	RECORD	PCT. RANK	GAMES	SCHEDULE	OF SCHEDULE	RPI	RPI	RPI	RPI
DIV. I ONLY		16- 8		78	9- 1	87	103	75	75	10	10
DIV. I NON-CONF.		4- 7		226	0- 0	47	19	149	149	12	12

TOTALS	RPI 1-25		RPI 26-50		W-L RECORDS	RPI 51-100		RPI 101-999		RPI 201+	
16- 8	0- 4		0- 1		OVERALL	3- 2		13- 1		10- 0	
9- 3	0- 2		0- 0		HOME	3- 0		6- 1		5- 0	
7- 4	0- 1		0- 1		AWAY	0- 2		7- 0		5- 0	
0- 1	0- 1		0- 0		NEUTRAL	0- 0		0- 0		0- 0	
4- 7	0- 4		0- 1		NON-CONFERENCE	1- 1		3- 1		3- 0	
3- 3	0- 2		0- 0		HOME	1- 0		2- 1		2- 0	
1- 3	0- 1		0- 1		AWAY	0- 1		1- 0		1- 0	
0- 1	0- 1		0- 0		NEUTRAL	0- 0		0- 0		0- 0	
12- 1	0- 0		0- 0		CONFERENCE	2- 1		10- 0		7- 0	
6- 0	0- 0		0- 0		HOME	2- 0		4- 0		3- 0	
6- 1	0- 0		0- 0		AWAY	0- 1		6- 0		4- 0	
0- 0	0- 0		0- 0		NEUTRAL	0- 0		0- 0		0- 0	

RPI 1-25				RPI 26-50				RPI 51-100				Team's RPI: 75	RPI 101+			
RPI	S	Opponent	Score	RPI	S	Opponent	Score	RPI	S	Opponent	Score		RPI	S	Opponent	Score
5	H	Florida St.	63 79	39	A	Dayton	54 82	54	A	St. John's (NY)	64 81		136	A	William & Mary	86 41
7	A	Tennessee	60 89					61	H	Drexel	56 48		138	A	Northeastern	60 57
23	N	Villanova	57 60					62	A	Elon	43 50		138	H	Northeastern	72 43
25	H	Rutgers	63 76					62	H	Elon	70 67		160	H	Saint Joseph's	66 73
								88	H	Liberty	58 47		242	A	Hofstra	55 42
													242	H	Hofstra	73 56
													255	A	Col. of Charleston	67 45
													255	H	Col. of Charleston	67 53
													260	A	Towson	64 55
													260	H	Towson	69 45
													281	A	UNCW	63 48
													287	A	Vermont	68 56
													294	H	Bryant	67 36
													328	H	Wagner	68 45

LAST 12 Division I GAMES:																
260	A	Towson	64 55	281	A	UNCW	63 48									
138	H	Northeastern	72 43	255	A	Col. of Charleston	67 45									
62	A	Elon	43 50	62	H	Elon	70 67									
136	A	William & Mary	86 41	61	H	Drexel	56 48									
255	H	Col. of Charleston	67 53	260	H	Towson	69 45									
242	H	Hofstra	73 56	138	A	Northeastern	60 57									

Non-Div I Games:

James Madison

Average RPI Win: 205
Average RPI Loss: 61

WON-LOST
RECORD

WINNING
PCT. RANK

LAST 10
GAMES

STRENGTH OF
SCHEDULE

OPP. STRENGTH
OF SCHEDULE

TEAM
RPI

ADJ.
RPI

CONF.
RPI

ADJ CONF.
RPI

DIV. I ONLY	11- 13	197	0- 10	89	54	165	165	4	4
DIV. I NON-CONF.	9- 2	33	0- 0	234	235	94	94	5	5

TOTALS	RPI 1-25	RPI 26-50	W-L RECORDS	RPI 51-100	RPI 101-999	RPI 201+			
11- 13	0- 3	0- 3	OVERALL	3- 5	8- 2	7- 1			
9- 7	0- 2	0- 1	HOME	3- 3	6- 1	5- 1			
2- 6	0- 1	0- 2	AWAY	0- 2	2- 1	2- 0			
0- 0	0- 0	0- 0	NEUTRAL	0- 0	0- 0	0- 0			
9- 2	0- 0	0- 0	NON-CONFERENCE	2- 2	7- 0	6- 0			
8- 1	0- 0	0- 0	HOME	2- 1	6- 0	5- 0			
1- 1	0- 0	0- 0	AWAY	0- 1	1- 0	1- 0			
0- 0	0- 0	0- 0	NEUTRAL	0- 0	0- 0	0- 0			
2- 11	0- 3	0- 3	CONFERENCE	1- 3	1- 2	1- 1			
1- 6	0- 2	0- 1	HOME	1- 2	0- 1	0- 1			
1- 5	0- 1	0- 2	AWAY	0- 1	1- 1	1- 0			
0- 0	0- 0	0- 0	NEUTRAL	0- 0	0- 0	0- 0			

RPI 1-25				RPI 26-50				RPI 51-100				RPI 101+ Team's RPI: 165			
RPI	S	Opponent	Score	RPI	S	Opponent	Score	RPI	S	Opponent	Score	RPI	S	Opponent	Score
8	H	Bayl or	48 83	30	A	Okl ahoma	64 97	53	H	West Vi rgi ni a	54 74	117	H	Yale	81 75
9	A	Texas	62 79	30	H	Okl ahoma	52 72	54	A	St. John' s (NY)	53 65	119	A	Iowa St.	69 71
9	H	Texas	41 55	45	A	Okl ahoma St.	63 92	59	A	TCU	66 76	225	H	Southeast Mo. St.	51 50
								59	H	TCU	86 77	227	A	Texas Tech	60 47
								63	H	Nebraska	49 66	227	H	Texas Tech	56 68
								84	H	Kansas St.	59 63	245	H	Texas Southern	72 37
								93	H	Arkansas	71 60	249	H	Campbel l	66 48
								98	H	Ri ce	73 65	267	H	UMKC	63 48
												331	H	Del aware St.	81 49
												340	A	Iona	72 58
LAST 12 Di vi si on I GAMES:															
30	H	Okl ahoma	52 72	227	H	Texas Tech	56 68								
45	A	Okl ahoma St.	63 92	9	A	Texas	62 79								
9	H	Texas	41 55	53	H	West Vi rgi ni a	54 74								
84	H	Kansas St.	59 63	8	H	Bayl or	48 83								
30	A	Okl ahoma	64 97	227	A	Texas Tech	60 47								
59	A	TCU	66 76	59	H	TCU	86 77								

Non-Di v I Games:

Kansas

Average RPI	Win: 296	WON-LOST RECORD	WINNING PCT. RANK	LAST 10 GAMES	STRENGTH OF SCHEDULE	OPP. STRENGTH OF SCHEDULE	TEAM RPI	ADJ. RPI	CONF. RPI	ADJ CONF. RPI
Average RPI	Loss: 152									
DIV. I ONLY	6- 14	275	3- 7	300	178	290	290	22	22	
DIV. I NON-CONF.	3- 7	254	1- 1	254	97	244	244	21	21	
<hr/>										
TOTALS	RPI 1-25	RPI 26-50	W-L RECORDS	RPI 51-100	RPI 101-999	RPI 201+				
6- 14	0- 1	0- 1	OVERALL	0- 4	6- 8	5- 5				
3- 5	0- 0	0- 1	HOME	0- 1	3- 3	2- 3				
3- 7	0- 0	0- 0	AWAY	0- 2	3- 5	3- 2				
0- 2	0- 1	0- 0	NEUTRAL	0- 1	0- 0	0- 0				
3- 7	0- 1	0- 0	NON-CONFERENCE	0- 2	3- 4	3- 1				
1- 1	0- 0	0- 0	HOME	0- 0	1- 1	1- 1				
2- 4	0- 0	0- 0	AWAY	0- 1	2- 3	2- 0				
0- 2	0- 1	0- 0	NEUTRAL	0- 1	0- 0	0- 0				
3- 7	0- 0	0- 1	CONFERENCE	0- 2	3- 4	2- 4				
2- 4	0- 0	0- 1	HOME	0- 1	2- 2	1- 2				
1- 3	0- 0	0- 0	AWAY	0- 1	1- 2	1- 2				
0- 0	0- 0	0- 0	NEUTRAL	0- 0	0- 0	0- 0				

RPI 1-25				RPI 26-50				RPI 51-100				RPI 101+ Team's RPI: 290			
RPI	S	Opponent	Score	RPI	S	Opponent	Score	RPI	S	Opponent	Score	RPI	S	Opponent	Score
13	N	Maryland	35 89	40	H	FGCU	57 78	65	A	Georgia Tech	48 86	131	A	Ole Miss	63 92
								79	N	Maine	39 75	141	A	Clemson	28 41
								92	A	Jacksonville	49 84	173	H	Stetson	66 49
								92	H	Jacksonville	49 67	188	A	Furman	59 78
												208	H	East Carolina	56 66
												239	A	North Florida	72 77
												261	H	Lipscomb	62 64
												269	A	Presbyterian	60 51
												288	A	USC Upstate	61 65
												288	H	USC Upstate	64 70
												319	H	Georgia St.	71 61
												323	A	Ga. Southern	60 58
												346	A	NJIT	61 58
												346	H	NJIT	80 65
<hr/>															
LAST 12 Division I GAMES:															
				92	H	Jacksonville	49 67	40	H	FGCU	57 78				
				346	A	NJIT	61 58	92	A	Jacksonville	49 84				
				288	H	USC Upstate	64 70	239	A	North Florida	72 77				
				346	H	NJIT	80 65	261	H	Lipscomb	62 64				
				288	A	USC Upstate	61 65	323	A	Ga. Southern	60 58				
				173	H	Stetson	66 49	208	H	East Carolina	56 66				

Non-Div I Games: Middle Ga. St. 81 65

Kennesaw St.

Average RPI	Win: 217	WON-LOST	WINNING	LAST 10	STRENGTH OF	OPP. STRENGTH	TEAM	ADJ.	CONF.	ADJ CONF.
Average RPI	Loss: 85	RECORD	PCT. RANK	GAMES	SCHEDULE	OF SCHEDULE	RPI	RPI	RPI	RPI
DIV. I ONLY	11- 14	206	3- 7	115	93	145	145	7	7	
DIV. I NON-CONF.	7- 5	132	0- 0	150	124	105	105	8	8	

TOTALS	RPI 1-25	RPI 26-50	W-L RECORDS	RPI 51-100	RPI 101-999	RPI 201+				
11- 14	0- 2	0- 5	OVERALL	1- 2	10- 5	7- 2				
3- 5	0- 0	0- 1	HOME	0- 2	3- 2	3- 0				
6- 6	0- 0	0- 0	AWAY	1- 0	5- 1	3- 0				
2- 3	0- 1	0- 2	NEUTRAL	0- 0	2- 0	1- 0				
7- 5	0- 1	0- 3	NON-CONFERENCE	0- 1	7- 0	4- 0				
1- 1	0- 0	0- 0	HOME	0- 1	1- 0	1- 0				
4- 1	0- 0	0- 1	AWAY	0- 0	4- 0	2- 0				
2- 3	0- 1	0- 2	NEUTRAL	0- 0	2- 0	1- 0				
4- 9	0- 1	0- 2	CONFERENCE	1- 1	3- 5	3- 2				
2- 4	0- 0	0- 1	HOME	0- 1	2- 2	2- 0				
2- 5	0- 1	0- 1	AWAY	1- 0	1- 3	1- 2				
0- 0	0- 0	0- 0	NEUTRAL	0- 0	0- 0	0- 0				

RPI 1-25				RPI 26-50				RPI 51-100				RPI 101+ Team's RPI: 145			
RPI	S	Opponent	Score	RPI	S	Opponent	Score	RPI	S	Opponent	Score	RPI	S	Opponent	Score
14	N	Stanford	54 79	28	A	Central Mi ch.	84 88	64	A	Toledo	62 55	109	H	Western Mi ch.	61 66
21	A	Buffalo	42 80	40	N	FGCU	62 80	76	H	Ohi o	65 78	124	A	Northern Ill.	79 81
				41	H	Ball St.	58 79	99	H	Wright St.	60 72	124	H	Northern Ill.	62 72
				44	A	Michigan	41 54					137	A	Robert Morris	46 31
				50	N	Gonzaga	57 77					137	A	Memphis	70 55
												193	A	Youngstown St.	55 44
												203	A	Bowling Green	50 60
												203	H	Bowling Green	81 57
												211	A	Akron	60 75
												222	A	Eastern Mi ch.	67 60
												222	H	Eastern Mi ch.	76 69
												244	A	Northern Ky.	59 54
												292	N	Southeastern La.	81 60
												305	A	Eastern Ky.	65 57
												316	H	Detroit Mercy	82 74

LAST 12 Division I GAMES:															
76	H	Ohi o	65 78	41	H	Ball St.	58 79	203	A	Bowling Green	50 60				
21	A	Buffalo	42 80	28	A	Central Mi ch.	84 88	222	H	Eastern Mi ch.	76 69				
124	H	Northern Ill.	62 72	60	A	Akron	60 75	109	H	Western Mi ch.	61 66				
203	H	Bowling Green	81 57	62	A	Toledo	62 55	124	A	Northern Ill.	79 81				

Non-Div I Games:

Kent St.

Average RPI Win:	205	WON-LOST	WINNING	LAST 10	STRENGTH OF	OPP. STRENGTH	TEAM	ADJ.	CONF.	ADJ CONF.
Average RPI Loss:	34	RECORD	PCT. RANK	GAMES	SCHEDULE	OF SCHEDULE	RPI	RPI	RPI	RPI
DIV. I ONLY	12- 14	196	4- 6	28	48	97	97	2	2	
DIV. I NON-CONF.	8- 6	143	0- 0	110	138	116	116	2	2	

TOTALS	RPI 1-25	RPI 26-50	W-L RECORDS	RPI 51-100	RPI 101-999	RPI 201+				
12- 14	0- 8	0- 4	OVERALL	4- 0	8- 2	7- 0				
8- 6	0- 4	0- 2	HOME	2- 0	6- 0	6- 0				
4- 8	0- 4	0- 2	AWAY	2- 0	2- 2	1- 0				
0- 0	0- 0	0- 0	NEUTRAL	0- 0	0- 0	0- 0				
8- 6	0- 2	0- 3	NON-CONFERENCE	1- 0	7- 1	7- 0				
6- 2	0- 1	0- 1	HOME	0- 0	6- 0	6- 0				
2- 4	0- 1	0- 2	AWAY	1- 0	1- 1	1- 0				
0- 0	0- 0	0- 0	NEUTRAL	0- 0	0- 0	0- 0				
4- 8	0- 6	0- 1	CONFERENCE	3- 0	1- 1	0- 0				
2- 4	0- 3	0- 1	HOME	2- 0	0- 0	0- 0				
2- 4	0- 3	0- 0	AWAY	1- 0	1- 1	0- 0				
0- 0	0- 0	0- 0	NEUTRAL	0- 0	0- 0	0- 0				

RPI 1-25				RPI 26-50				RPI 51-100				RPI 101+			
RPI	S	Opponent	Score	RPI	S	Opponent	Score	RPI	S	Opponent	Score	RPI	S	Opponent	Score
3	A	Mississippi St.	55 74	26	H	LSU	70 72	87	A	Washington St.	73 68	114	A	Middle Tenn.	57 62
4	H	Louisville	63 87	34	H	California	52 62	93	A	Arkansas	76 65	121	A	Vanderbilt	55 70
7	H	Tennessee	49 63	40	A	FGCU	64 70	94	H	Alabama	79 54	163	A	Florida	56 53
8	A	Baylor	63 90	48	A	Miami (FL)	54 65	96	H	Auburn	65 48	216	H	Morehead St.	86 53
16	A	Missouri	78 83									221	H	Gardner-Webb	72 34
18	A	Texas A&M	70 74									240	A	Montana	71 54
19	H	South Carolina	64 81									268	H	Sacramento St.	101 70
22	H	Georgia	42 56									299	H	Tennessee Tech	82 54
												334	H	Marshall	69 39
												348	H	Evansville	100 62

LAST 12 Division I GAMES:															
3	A	Mississippi St.	55 74	19	H	South Carolina	64 81								
16	A	Missouri	78 83	121	A	Vanderbilt	55 70								
26	H	LSU	70 72	163	A	Florida	56 53								
96	H	Auburn	65 48	22	H	Georgia	42 56								
93	A	Arkansas	76 65	18	A	Texas A&M	70 74								
94	H	Alabama	79 54	7	H	Tennessee	49 63								

Non-Div I Games:

Kentucky

Average RPI Win:	289	WON-LOST	WINNING	LAST 10	STRENGTH OF	OPP. STRENGTH	TEAM	ADJ.	CONF.	ADJ CONF.
Average RPI Loss:	185	RECORD	PCT. RANK	GAMES	SCHEDULE	OF SCHEDULE	RPI	RPI	RPI	RPI
DIV. I ONLY	9- 14	236	4- 6	297	330	272	272	29	29	
DIV. I NON-CONF.	4- 7	226	0- 0	270	296	267	267	29	29	

TOTALS	RPI 1-25	RPI 26-50	W-L RECORDS	RPI 51-100	RPI 101-999	RPI 201+				
9- 14	0- 0	0- 1	OVERALL	0- 1	9- 12	8- 6				
5- 6	0- 0	0- 1	HOME	0- 1	5- 4	4- 3				
4- 8	0- 0	0- 0	AWAY	0- 0	4- 0	4- 0				
0- 0	0- 0	0- 0	NEUTRAL	0- 0	0- 0	0- 0				
4- 7	0- 0	0- 1	NON-CONFERENCE	0- 1	4- 5	3- 2				
2- 3	0- 0	0- 1	HOME	0- 1	2- 1	1- 1				
2- 4	0- 0	0- 0	AWAY	0- 0	2- 4	2- 1				
0- 0	0- 0	0- 0	NEUTRAL	0- 0	0- 0	0- 0				
5- 7	0- 0	0- 0	CONFERENCE	0- 0	5- 7	5- 4				
3- 3	0- 0	0- 0	HOME	0- 0	3- 3	3- 2				
2- 4	0- 0	0- 0	AWAY	0- 0	2- 4	2- 2				
0- 0	0- 0	0- 0	NEUTRAL	0- 0	0- 0	0- 0				

RPI 1-25				RPI 26-50				RPI 51-100				RPI 101+ Team's RPI: 272			
RPI	S	Opponent	Score	RPI	S	Opponent	Score	RPI	S	Opponent	Score	RPI	S	Opponent	Score
				44	H	Michigan	49 86								
								82	H	Navy	47 79	111	A	George Mason	70 73
												117	A	Yale	51 62
												120	A	Saint Francis (PA)	71 101
												137	A	Robert Morris	53 60
												137	H	Robert Morris	44 55
												161	H	Lehigh	72 69
												178	A	Army West Point	37 71
												231	A	Lafayette	53 69
												247	H	Manhattan	38 72
												262	A	Mt. St. Mary's	61 59
												262	H	Mt. St. Mary's	53 48
												276	H	Fairleigh Dickinson	49 61
												280	H	St. Francis Brooklyn	61 59
												289	H	Sacred Heart	46 50
												291	A	Central Conn. St.	61 54
												294	A	Bryant	56 75
												328	A	Wagner	44 52
												328	H	Wagner	74 69
												329	A	UMBC	66 52
												345	H	Saint Peter's	57 46
												346	A	NJIT	67 49
LAST 12 Division I GAMES:															
				137	H	Robert Morris	44 55					294	A	Bryant	56 75
				328	A	Wagner	44 52					262	H	Mt. St. Mary's	53 48
				262	A	Mt. St. Mary's	61 59					328	H	Wagner	74 69
				276	H	Fairleigh Dickinson	49 61					120	A	Saint Francis (PA)	71 101
				289	H	Sacred Heart	46 50					137	A	Robert Morris	53 60
				291	A	Central Conn. St.	61 54					280	H	St. Francis Brooklyn	61 59

Non-Div I Games:

LIU Brooklyn

■ Loss,
 ■ Non-Conf,
 ■ S Site,
 ■ H Home
 ■ A Away
 N Neutral

Average RPI	Win:	132	WON-LOST	WINNING	LAST 10	STRENGTH OF	OPP. STRENGTH	TEAM	ADJ.	CONF.	ADJ CONF.
Average RPI	Loss:	40	RECORD	PCT. RANK	GAMES	SCHEDULE	OF SCHEDULE	RPI	RPI	RPI	RPI
DIV. I ONLY		16- 7	64	6- 4	37	15	26	26	2	2	
DIV. I NON-CONF.		8- 3	65	0- 0	130	65	48	48	2	2	

TOTALS	RPI 1-25		RPI 26-50		W-L RECORDS		RPI 51-100		RPI 101-999		RPI 201+
16- 7	4- 3		0- 2		OVERALL		2- 2		10- 0		4- 0
9- 1	3- 1		0- 0		HOME		1- 0		5- 0		3- 0
6- 5	1- 1		0- 2		AWAY		1- 2		4- 0		1- 0
1- 1	0- 1		0- 0		NEUTRAL		0- 0		1- 0		0- 0
8- 3	0- 1		0- 2		NON-CONFERENCE		0- 0		8- 0		4- 0
4- 0	0- 0		0- 0		HOME		0- 0		4- 0		3- 0
3- 2	0- 0		0- 2		AWAY		0- 0		3- 0		1- 0
1- 1	0- 1		0- 0		NEUTRAL		0- 0		1- 0		0- 0
8- 4	4- 2		0- 0		CONFERENCE		2- 2		2- 0		0- 0
5- 1	3- 1		0- 0		HOME		1- 0		1- 0		0- 0
3- 3	1- 1		0- 0		AWAY		1- 2		1- 0		0- 0
0- 0	0- 0		0- 0		NEUTRAL		0- 0		0- 0		0- 0

RPI	S	Opponent	Score	RPI	S	Opponent	Score	RPI	S	Opponent	Score	RPI	S	Opponent	Score
3	H	Mississippi St.	70 83	27	A	South Fla.	55 61	94	A	Alabama	51 65	101	A	Tulane	73 50
7	H	Tennessee	70 59	31	A	Northern Colo.	50 58	96	A	Auburn	62 70	103	N	Saint Louis	71 59
9	N	Texas	66 75					96	H	Auburn	59 56	113	A	Little Rock	56 37
16	A	Missouri	69 65					97	A	Kentucky	72 70	121	H	Vanderbilt	85 65
18	A	Texas A&M	59 69									162	H	Louisiana	60 45
18	H	Texas A&M	80 78									163	A	Florida	66 59
22	H	Georgia	71 60									227	A	Texas Tech	48 40
												250	H	Nicholls St.	65 50
												292	H	Southeastern La.	84 56
												330	H	Sam Houston St.	71 58

Team's RPI: 26															
LAST 12 Division I GAMES:															
18	H	Texas A&M	80 78	96	H	Auburn	59 56	163	A	Florida	66 59				
96	A	Auburn	62 70	94	A	Alabama	51 65								
97	A	Kentucky	72 70	3	H	Mississippi St.	70 83								
22	H	Georgia	71 60	16	A	Missouri	69 65								
7	H	Tennessee	70 59	121	H	Vanderbilt	85 65								
18	A	Texas A&M	59 69												

Non-Div I Games:

LSU

Average RPI Win:	203	WON-LOST	WINNING	LAST 10	STRENGTH OF	OPP. STRENGTH	TEAM	ADJ.	CONF.	ADJ CONF.
Average RPI Loss:	151	RECORD	PCT. RANK	GAMES	SCHEDULE	OF SCHEDULE	RPI	RPI	RPI	RPI
DIV. I ONLY	8- 17	266	3- 7	138	167	235	235	12	12	
DIV. I NON-CONF.	5- 8	220	0- 1	93	204	148	148	10	10	

TOTALS	RPI 1-25	RPI 26-50	W-L RECORDS	RPI 51-100	RPI 101-999	RPI 201+				
8- 17	0- 1	0- 1	OVERALL	1- 5	7- 10	4- 4				
4- 7	0- 1	0- 1	HOME	1- 0	3- 5	2- 1				
3- 10	0- 0	0- 0	AWAY	0- 5	3- 5	2- 3				
1- 0	0- 0	0- 0	NEUTRAL	0- 0	1- 0	0- 0				
5- 8	0- 1	0- 0	NON-CONFERENCE	1- 3	4- 4	2- 2				
1- 3	0- 1	0- 0	HOME	1- 0	0- 2	0- 1				
3- 5	0- 0	0- 0	AWAY	0- 3	3- 2	2- 1				
1- 0	0- 0	0- 0	NEUTRAL	0- 0	1- 0	0- 0				
3- 9	0- 0	0- 1	CONFERENCE	0- 2	3- 6	2- 2				
3- 4	0- 0	0- 1	HOME	0- 0	3- 3	2- 0				
0- 5	0- 0	0- 0	AWAY	0- 2	0- 3	0- 2				
0- 0	0- 0	0- 0	NEUTRAL	0- 0	0- 0	0- 0				

RPI 1-25				RPI 26-50				RPI 51-100				RPI 101+				Team's RPI: 235
RPI	S	Opponent	Score	RPI	S	Opponent	Score	RPI	S	Opponent	Score	RPI	S	Opponent	Score	
23	H	Villanova	49 76	39	H	Dayton	47 76	58	A	American	48 66	103	H	Saint Louis	87 76	
								61	A	Drexel	54 79	111	H	George Mason	56 69	
								67	A	Duquesne	50 78	160	H	Saint Joseph's	64 75	
								73	H	Penn	66 59	161	A	Lehigh	69 61	
								78	A	Harvard	61 70	182	H	Temple	52 69	
								95	A	George Washington	45 60	183	N	New Hampshire	59 51	
												185	A	Wisconsin	60 71	
												199	A	Richmond	51 77	
												199	H	Richmond	57 60	
												223	A	North Texas	44 70	
												231	A	Lafayette	74 47	
												256	H	St. Bonaventure	66 63	
												273	H	Rider	55 76	
												283	A	Massachusetts	66 69	
												285	H	VCU	62 57	
												331	A	Delaware St.	71 48	
												332	A	Rhode Island	63 72	

LAST 12 Division I GAMES:																
199	H	Richmond	57 60	332	A	Rhode Island	63 72									
103	H	Saint Louis	87 76	67	A	Duquesne	50 78									
283	A	Massachusetts	66 69	256	H	St. Bonaventure	66 63									
95	A	George Washington	45 60	78	A	Harvard	61 70									
160	H	Saint Joseph's	64 75	199	A	Richmond	51 77									
285	H	VCU	62 57	111	H	George Mason	56 69									

Non-Div I Games:

La Salle

Average RPI Win:	299	WON-LOST	WINNING	LAST 10	STRENGTH OF	OPP. STRENGTH	TEAM	ADJ.	CONF.	ADJ CONF.
Average RPI Loss:	189	RECORD	PCT. RANK	GAMES	SCHEDULE	OF SCHEDULE	RPI	RPI	RPI	RPI
DIV. I ONLY	2- 19	338	1- 9	252	281	337	337	23	23	
DIV. I NON-CONF.	1- 8	313	0- 0	251	308	337	337	23	23	

TOTALS	RPI 1-25	RPI 26-50	W-L RECORDS	RPI 51-100	RPI 101-999	RPI 201+				
2- 19	0- 0	0- 1	OVERALL	0- 2	2- 16	2- 7				
2- 6	0- 0	0- 0	HOME	0- 0	2- 6	2- 3				
0- 13	0- 0	0- 1	AWAY	0- 0	0- 3	0- 1				
0- 0	0- 0	0- 0	NEUTRAL	0- 0	0- 0	0- 0				
1- 8	0- 0	0- 1	NON-CONFERENCE	0- 2	1- 5	1- 4				
1- 2	0- 0	0- 0	HOME	0- 0	1- 2	1- 2				
0- 6	0- 0	0- 1	AWAY	0- 2	0- 3	0- 2				
0- 0	0- 0	0- 0	NEUTRAL	0- 0	0- 0	0- 0				
1- 11	0- 0	0- 0	CONFERENCE	0- 0	1- 11	1- 3				
1- 4	0- 0	0- 0	HOME	0- 0	1- 4	1- 1				
0- 7	0- 0	0- 0	AWAY	0- 0	0- 7	0- 2				
0- 0	0- 0	0- 0	NEUTRAL	0- 0	0- 0	0- 0				

























































RPI 1-25				RPI 26-50				RPI 51-100				RPI 101+				Team's RPI: 337
RPI	S	Opponent	Score	RPI	S	Opponent	Score	RPI	S	Opponent	Score	RPI	S	Opponent	Score	
				45	A	Oklahoma St.	58 112	96	A	Auburn	41 67	113	A	Little Rock	37 57	
								98	A	Rice	47 63	122	H	South Ala.	60 67	
												153	A	Texas St.	52 86	
												157	A	Louisiana Tech	49 71	
												162	A	Louisiana	55 63	
												162	H	Louisiana	48 76	
												167	H	Troy	79 86	
												179	A	UT Arlington	61 70	
												187	A	Arkansas St.	62 76	
												226	H	New Orleans	51 89	
												234	A	Grambling	52 61	
												259	A	McNeese	61 65	
												271	H	Appalachian St.	67 71	
												275	H	Coastal Caro.	62 56	
												311	H	Northwestern St.	48 70	
												319	A	Georgia St.	57 70	
												322	H	Houston Baptist	77 73	
												323	A	Ga. Southern	45 75	
LAST 12 Division I GAMES:																
				319	A	Georgia St.	57 70	153	A	Texas St.	52 86					
				323	A	Ga. Southern	45 75	162	A	Louisiana	55 63					
				162	H	Louisiana	48 76	271	H	Appalachian St.	67 71					
				122	H	South Ala.	60 67	275	H	Coastal Caro.	62 56					
				167	H	Troy	79 86	113	A	Little Rock	37 57					
				179	A	UT Arlington	61 70	187	A	Arkansas St.	62 76					

Non-Div I Games: Millsaps 73 41 Centenary (LA) 90 53

La. -Monroe

Average RPI Win: 258	WON-LOST RECORD	WINNING PCT. RANK	LAST 10 GAMES	STRENGTH OF SCHEDULE	OPP. STRENGTH OF SCHEDULE	TEAM RPI	ADJ. RPI	CONF. RPI	ADJ CONF. RPI
Average RPI Loss: 146									
DIV. I ONLY	9- 14	236	3- 7	191	241	231	231	14	14
DIV. I NON-CONF.	4- 6	214	0- 0	217	329	245	245	18	18

TOTALS	RPI 1-25	RPI 26-50	W-L RECORDS	RPI 51-100	RPI 101-999	RPI 201+			
9- 14	0- 0	0- 1	OVERALL	0- 4	9- 9	8- 3			
5- 6	0- 0	0- 1	HOME	0- 1	5- 4	5- 2			
4- 8	0- 0	0- 0	AWAY	0- 3	4- 5	3- 1			
0- 0	0- 0	0- 0	NEUTRAL	0- 0	0- 0	0- 0			
4- 6	0- 0	0- 1	NON-CONFERENCE	0- 2	4- 3	4- 2			
3- 2	0- 0	0- 1	HOME	0- 0	3- 1	3- 1			
1- 4	0- 0	0- 0	AWAY	0- 2	1- 2	1- 1			
0- 0	0- 0	0- 0	NEUTRAL	0- 0	0- 0	0- 0			
5- 8	0- 0	0- 0	CONFERENCE	0- 2	5- 6	4- 1			
2- 4	0- 0	0- 0	HOME	0- 1	2- 3	2- 1			
3- 4	0- 0	0- 0	AWAY	0- 1	3- 3	2- 0			
0- 0	0- 0	0- 0	NEUTRAL	0- 0	0- 0	0- 0			

RPI S Opponent	Score	RPI S Opponent	Score	RPI S Opponent	Score	RPI S Opponent	Score	Team's RPI: 231
		35  Princeton	45  53	58  American	67  74	126  Bucknell I	53  83	
				61  Drexel	37  52	126  Bucknell I	57  80	
				73  Penn	42  55	137  Robert Morris	42  63	
				82  Navy	59  65	161  Lehigh	45  70	
						178  Army West Point	39  48	
						178  Army West Point	60  65	
						198  Boston U.	47 45	
						230  Loyol a Maryl and	73 64	
						230  Loyol a Maryl and	65 54	
						235  La Salle	47  74	
						243  Holy Cross	69 65	
						243  Holy Cross	56  69	
						266  Cornell	59 58	
						272  LIU Brookl yn	69 53	
						273  Ri der	60 45	
						278  Col gate	63 48	
						328  Wagner	70 52	
						345  Saint Peter's	61  64	
LAST 12 Division I GAMES:								
230  Loyol a Maryl and	73 64	82  Navy	59  65					
178  Army West Point	39  48	230  Loyol a Maryl and	65 54					
126  Bucknell I	57  80	178  Army West Point	60  65					
243  Holy Cross	56  69	126  Bucknell I	53  83					
198  Boston U.	47 45	278  Col gate	63 48					
58  American	67  74	243  Holy Cross	69 65					

Non-Div I Games:

Lafayette

Average RPI Win:	259	WON-LOST	WINNING	LAST 10	STRENGTH OF	OPP. STRENGTH	TEAM	ADJ.	CONF.	ADJ CONF.
Average RPI Loss:	101	RECORD	PCT. RANK	GAMES	SCHEDULE	OF SCHEDULE	RPI	RPI	RPI	RPI
DIV. I ONLY	13- 6	68	9- 1	269	218	110	110	26	26	
DIV. I NON-CONF.	1- 5	300	0- 0	23	17	170	170	25	25	

TOTALS	RPI 1-25	RPI 26-50	W-L RECORDS	RPI 51-100	RPI 101-999	RPI 201+				
13- 6	0- 1	0- 1	OVERALL	0- 1	13- 3	11- 0				
7- 0	0- 0	0- 0	HOME	0- 0	7- 0	6- 0				
5- 5	0- 1	0- 1	AWAY	0- 1	5- 2	5- 0				
1- 1	0- 0	0- 0	NEUTRAL	0- 0	1- 1	0- 0				
1- 5	0- 1	0- 1	NON-CONFERENCE	0- 1	1- 2	0- 0				
0- 0	0- 0	0- 0	HOME	0- 0	0- 0	0- 0				
0- 4	0- 1	0- 1	AWAY	0- 1	0- 1	0- 0				
1- 1	0- 0	0- 0	NEUTRAL	0- 0	1- 1	0- 0				
12- 1	0- 0	0- 0	CONFERENCE	0- 0	12- 1	11- 0				
7- 0	0- 0	0- 0	HOME	0- 0	7- 0	6- 0				
5- 1	0- 0	0- 0	AWAY	0- 0	5- 1	5- 0				
0- 0	0- 0	0- 0	NEUTRAL	0- 0	0- 0	0- 0				

RPI 1-25				RPI 26-50				RPI 51-100				RPI 101+ Team's RPI: 110			
RPI	S	Opponent	Score	RPI	S	Opponent	Score	RPI	S	Opponent	Score	RPI	S	Opponent	Score
8	A	Baylor	62 121	42	A	Purdue	64 79	86	A	New Mexico	58 90	124	N	Northern Ill.	90 80
												130	A	Central Ark.	39 51
												133	H	SFA	79 65
												169	N	North Dakota	70 73
												171	A	Pacific	75 80
												214	H	Abilene Christian	77 71
												226	H	New Orleans	100 77
												250	A	Nicholls St.	76 61
												257	A	A&M-Corpus Christi	70 31
												259	H	McNeese	83 58
												292	A	Southeastern La.	75 58
												311	H	Northwestern St.	71 44
												314	H	Incarnate Word	77 54
												322	A	Houston Baptist	79 51
												330	A	Sam Houston St.	68 44
												330	H	Sam Houston St.	91 44

LAST 12 Division I GAMES:															
				330	A	Sam Houston St.	68 44	330	H	Sam Houston St.	91 44				
				311	H	Northwestern St.	71 44	314	H	Incarnate Word	77 54				
				133	H	SFA	79 65	292	A	Southeastern La.	75 58				
				214	H	Abilene Christian	77 71	130	A	Central Ark.	39 51				
				259	H	McNeese	83 58	226	H	New Orleans	100 77				
				250	A	Nicholls St.	76 61	257	A	A&M-Corpus Christi	70 31				

Non-Div I Games: Howard Payne 101 37 Schreiner 116 37 Louisiana Col. 93 62 S' western Assemblies 92 49 Lamar University

Average RPI Win: 227

Average RPI Loss: 151

WON-LOST
RECORDWINNING
PCT. RANKLAST 10
GAMESSTRENGTH OF
SCHEDULEOPP. STRENGTH
OF SCHEDULETEAM
RPIADJ.
RPICONF.
RPIADJ CONF.
RPIDIV. I ONLY
DIV. I NON-CONF.12- 11
5- 5162
1705- 5
0- 0167
322246
316161
250161
25014
1814
18

TOTALS

RPI 1-25

RPI 26-50

W-L RECORDS

RPI 51-100

RPI 101-999

RPI 201+

12- 11 0- 1

0- 1

OVERALL

1- 3

11- 6

7- 5

8- 2 0- 0

0- 0

HOME

1- 1

7- 1

4- 1

4- 8 0- 0

0- 1

AWAY

0- 2

4- 5

3- 4

0- 1 0- 1

0- 0

NEUTRAL

0- 0

0- 0

0- 0

5- 5 0- 1

0- 1

NON-CONFERENCE

0- 0

5- 3

5- 3

3- 1 0- 0

0- 0

HOME

0- 0

3- 1

3- 1

2- 3 0- 0

0- 1

AWAY

0- 0

2- 2

2- 2

0- 1 0- 1

0- 0

NEUTRAL

0- 0

0- 0

0- 0

7- 6 0- 0

0- 0

CONFERENCE

1- 3

6- 3

2- 2

5- 1 0- 0

0- 0

HOME

1- 1

4- 0

1- 0

2- 5 0- 0

0- 0

AWAY

0- 2

2- 3

1- 2

0- 0 0- 0

0- 0

NEUTRAL

0- 0

0- 0

0- 0

RPI 1-25

RPI 26-50

RPI 51-100

RPI 101+

Team's RPI: 161

RPI	S	Opponent	Score
23	N	Villanova	42 62

RPI	S	Opponent	Score
46	A	Minnesota	73 107

RPI	S	Opponent	Score
58	A	American	64 82
58	H	American	44 60
82	A	Navy	50 53
82	H	Navy	66 63

RPI	S	Opponent	Score
126	A	Bucknell I	52 59
126	H	Bucknell I	66 62
178	H	Army West Point	59 55
198	A	Boston U.	65 56
198	H	Boston U.	74 58
230	A	Loyola Maryland	64 67
231	H	Lafayette	70 45
235	H	La Salle	61 69
243	A	Holy Cross	49 54
258	H	Fairfield	56 53
262	H	Mt. St. Mary's	75 71
266	A	Cornell	62 57
272	A	LIU Brooklyn	69 72
278	A	Colgate	59 51
289	A	Sacred Heart	55 65
297	A	Monmouth	75 57
346	H	NJIT	64 50

LAST 12 Division I GAMES:

58	H	American	44 60	278	A	Colgate	59 51
126	A	Bucknell I	52 59	58	A	American	64 82
198	A	Boston U.	65 56	126	H	Bucknell I	66 62
82	A	Navy	50 53	198	H	Boston U.	74 58
230	A	Loyola Maryland	64 67	243	A	Holy Cross	49 54
178	H	Army West Point	59 55	82	H	Navy	66 63

Non-Div I Games:

Mansfield

77 47

Lehigh

Average RPI Win:	253	WON-LOST	WINNING	LAST 10	STRENGTH OF	OPP. STRENGTH	TEAM	ADJ.	CONF.	ADJ CONF.
Average RPI Loss:	103	RECORD	PCT. RANK	GAMES	SCHEDULE	OF SCHEDULE	RPI	RPI	RPI	RPI
DIV. I ONLY	14- 8	97	3- 1	125	295	88	88	27	27	
DIV. I NON-CONF.	3- 7	254	0- 1	42	148	141	141	28	28	

TOTALS	RPI 1-25	RPI 26-50	W-L RECORDS	RPI 51-100	RPI 101-999	RPI 201+				
14- 8	0- 1	0- 2	OVERALL	0- 3	14- 2	11- 2				
7- 0	0- 0	0- 0	HOME	0- 0	7- 0	6- 0				
6- 6	0- 1	0- 1	AWAY	0- 2	6- 2	5- 2				
1- 2	0- 0	0- 1	NEUTRAL	0- 1	1- 0	0- 0				
3- 7	0- 1	0- 2	NON-CONFERENCE	0- 3	3- 1	2- 1				
1- 0	0- 0	0- 0	HOME	0- 0	1- 0	1- 0				
1- 5	0- 1	0- 1	AWAY	0- 2	1- 1	1- 1				
1- 2	0- 0	0- 1	NEUTRAL	0- 1	1- 0	0- 0				
11- 1	0- 0	0- 0	CONFERENCE	0- 0	11- 1	9- 1				
6- 0	0- 0	0- 0	HOME	0- 0	6- 0	5- 0				
5- 1	0- 0	0- 0	AWAY	0- 0	5- 1	4- 1				
0- 0	0- 0	0- 0	NEUTRAL	0- 0	0- 0	0- 0				

RPI 1-25				RPI 26-50				RPI 51-100 Team's RPI: 88				RPI 101+			
RPI	S	Opponent	Score	RPI	S	Opponent	Score	RPI	S	Opponent	Score	RPI	S	Opponent	Score
15	A	Duke	51 68	31	N	Northern Colo.	57 65	60	N	Houston	68 75	156	H	Radford	61 56
				44	A	Michigan	50 74	75	A	James Madison	47 58	174	A	High Point	65 42
								85	A	Drake	68 96	181	N	Denver	82 69
												221	A	Gardner-Webb	85 60
												221	H	Gardner-Webb	59 41
												229	A	UNC Asheville	41 48
												249	A	Campbell	46 33
												249	H	Campbell	60 42
												269	A	Presbyterian	76 64
												269	H	Presbyterian	63 55
												279	H	Valparaiso	61 40
												283	A	Massachusetts	61 64
												284	A	Old Dominion	63 55
												306	H	Charleston So.	63 53
												341	H	Winthrop	63 37
												349	A	Longwood	63 51

LAST 12 Division I GAMES:															
				85	A	Drake	68 96	349	A	Longwood	63 51				
				249	A	Campbell	46 33	249	H	Campbell	60 42				
				221	H	Gardner-Webb	59 41	229	A	UNC Asheville	41 48				
				269	H	Presbyterian	63 55	221	A	Gardner-Webb	85 60				
				174	A	High Point	65 42	341	H	Winthrop	63 37				
				156	H	Radford	61 56	306	H	Charleston So.	63 53				

Non-Div I Games: Shippensburg 105 43 Limestone 68 38

Liberty

Average RPI Win: 296	WON-LOST RECORD	WINNING PCT. RANK	LAST 10 GAMES	STRENGTH OF SCHEDULE	OPP. STRENGTH OF SCHEDULE	TEAM RPI	ADJ. RPI	CONF. RPI	ADJ CONF. RPI
Average RPI Loss: 152									
DIV. I ONLY	10- 15	227	6- 4	303	245	261	261	22	22
DIV. I NON-CONF.	4- 11	279	1- 1	252	286	279	279	21	21

TOTALS	RPI 1-25	RPI 26-50	W-L RECORDS	RPI 51-100	RPI 101-999	RPI 201+			
10- 15	0- 0	0- 2	OVERALL	0- 3	10- 10	10- 5			
5- 6	0- 0	0- 1	HOME	0- 2	5- 3	5- 2			
5- 9	0- 0	0- 1	AWAY	0- 1	5- 7	5- 3			
0- 0	0- 0	0- 0	NEUTRAL	0- 0	0- 0	0- 0			
4- 11	0- 0	0- 1	NON-CONFERENCE	0- 2	4- 8	4- 4			
2- 4	0- 0	0- 0	HOME	0- 2	2- 2	2- 2			
2- 7	0- 0	0- 1	AWAY	0- 0	2- 6	2- 2			
0- 0	0- 0	0- 0	NEUTRAL	0- 0	0- 0	0- 0			
6- 4	0- 0	0- 1	CONFERENCE	0- 1	6- 2	6- 1			
3- 2	0- 0	0- 1	HOME	0- 0	3- 1	3- 0			
3- 2	0- 0	0- 0	AWAY	0- 1	3- 1	3- 1			
0- 0	0- 0	0- 0	NEUTRAL	0- 0	0- 0	0- 0			

RPI 1-25				RPI 26-50				RPI 51-100				RPI 101+				Team's RPI: 261	
RPI	S	Opponent	Score	RPI	S	Opponent	Score	RPI	S	Opponent	Score	RPI	S	Opponent	Score		
				40	H	FGCU	54 68	71	H	Belmont	59 91	103	A	Saint Louis	57 101		
				41	A	Ball St.	46 84	92	A	Jacksonville	48 70	107	A	Butler	58 70		
								94	H	Alabama	51 73	114	A	Middle Tenn.	48 72		
												121	A	Vanderbilt	82 92		
												173	H	Stetson	55 59		
												216	H	Morehead St.	55 75		
												236	H	Austin Peay	63 71		
												239	A	North Florida	73 69		
												239	H	North Florida	78 57		
												255	A	Col. of Charleston	69 85		
												288	A	USC Upstate	64 80		
												288	H	USC Upstate	97 78		
												290	A	Kennesaw St.	64 62		
												293	H	Murray St.	65 64		
												299	A	Tennessee Tech	61 57		
												306	A	Charleston So.	58 54		
												315	H	Alabama A&M	66 50		
												333	A	Tennessee St.	64 71		
												346	A	NJIT	74 58		
												346	H	NJIT	66 58		
LAST 12 Division I GAMES:																	
				239	H	North Florida	78 57	173	H	Stetson	55 59						
				288	A	USC Upstate	64 80	239	A	North Florida	73 69						
				346	H	NJIT	66 58	92	A	Jacksonville	48 70						
				288	H	USC Upstate	97 78	290	A	Kennesaw St.	64 62						
				346	A	NJIT	74 58	315	H	Alabama A&M	66 50						
				40	H	FGCU	54 68	121	A	Vanderbilt	82 92						

Non-Div I Games:

Lipscomb

Average RPI Win:	247	WON-LOST	WINNING	LAST 10	STRENGTH OF	OPP. STRENGTH	TEAM	ADJ.	CONF.	ADJ CONF.
Average RPI Loss:	198	RECORD	PCT. RANK	GAMES	SCHEDULE	OF SCHEDULE	RPI	RPI	RPI	RPI
DIV. I ONLY	3- 21	331	1- 9	248	264	325	325	21	21	
DIV. I NON-CONF.	2- 12	306	0- 2	257	324	324	324	19	19	

TOTALS	RPI 1-25	RPI 26-50	W-L RECORDS	RPI 51-100	RPI 101-999	RPI 201+				
3- 21	0- 1	0- 0	OVERALL	0- 2	3- 18	2- 13				
0- 10	0- 1	0- 0	HOME	0- 1	0- 8	0- 5				
3- 9	0- 0	0- 0	AWAY	0- 0	3- 0	2- 0				
0- 2	0- 0	0- 0	NEUTRAL	0- 0	0- 2	0- 1				
2- 12	0- 1	0- 0	NON-CONFERENCE	0- 1	2- 10	2- 8				
0- 6	0- 1	0- 0	HOME	0- 0	0- 5	0- 4				
2- 4	0- 0	0- 0	AWAY	0- 1	2- 3	2- 3				
0- 2	0- 0	0- 0	NEUTRAL	0- 0	0- 2	0- 1				
1- 9	0- 0	0- 0	CONFERENCE	0- 1	1- 8	0- 5				
0- 4	0- 0	0- 0	HOME	0- 1	0- 3	0- 1				
1- 5	0- 0	0- 0	AWAY	0- 0	1- 5	0- 4				
0- 0	0- 0	0- 0	NEUTRAL	0- 0	0- 0	0- 0				

RPI 1-25				RPI 26-50				RPI 51-100				RPI 101+				Team's RPI: 325
RPI	S	Opponent	Score	RPI	S	Opponent	Score	RPI	S	Opponent	Score	RPI	S	Opponent	Score	
7	H	Tennessee	61 90					51	A	Southern Cal i forn i a	60 75	147	H	Loyol a Marymount	69 84	
								57	H	UC Davi s	71 83	152	A	Cal Poly	61 70	
												152	H	Cal Poly	64 75	
												172	H	UC Irvine	81 100	
												194	N	Oral Roberts	58 64	
												201	A	CSUN	59 51	
												202	A	San Diego	40 74	
												204	A	UC Santa Barbara	44 51	
												204	H	UC Santa Barbara	74 90	
												228	H	Pepperdi ne	71 83	
												232	A	UC Ri versi de	53 77	
												232	H	Montana St.	51 62	
												240	A	Montana	60 67	
												241	H	New Mexico St.	63 72	
												253	A	Hawai i	66 74	
												254	H	Ill i noi s St.	51 59	
												264	A	Grand Canyon	65 63	
												277	A	Ari zona	80 72	
												285	N	VCU	59 69	
												313	A	Cal St. Fullerton	61 67	
												346	A	NJIT	57 73	

LAST 12 Di vi si on I GAMES:																
152	A	Cal Poly	61 70	253	A	Hawai i	66 74									
201	A	CSUN	59 51	313	A	Cal St. Fullerton	61 67									
172	H	UC Irvine	81 100	232	A	UC Ri versi de	53 77									
57	H	UC Davi s	71 83	204	A	UC Santa Barbara	44 51									
152	H	Cal Poly	64 75	285	N	VCU	59 69									
204	H	UC Santa Barbara	74 90	346	A	NJIT	57 73									

Non-Di v I Games:

Long Beach St.

Loss,
Non-Conf,
S Site,
H Home
A Away
N Neutral

RPI	S	Opponent	Score
RPI 1-25			
RPI S Opponent Score	RPI S Opponent Score	RPI S Opponent Score	RPI S Opponent Score
88 H Liberty	51 A63		
Team's RPI: 349			
RPI S Opponent Score	RPI S Opponent Score	RPI S Opponent Score	RPI S Opponent Score
111 A George Mason	41 A60		
156 H Radford	33 A52		
174 A High Point	41 A62		
174 H High Point	39 A75		
200 H Norfolk St.	45 A64		
221 H Gardner-Webb	54 A61		
222 A Eastern Mich.	44 A73		
229 A UNC Asheville	52 A82		
249 A Campbell	48 A58		
269 A Presbyterian	75 A60		
269 H Presbyterian	66 A56		
276 H Fairleigh Dickinson	52 A72		
279 H Valparaiso	68 A81		
306 A Charleston So.	57 A73		
306 H Charleston So.	61 A78		
328 A Wagner	43 A60		
331 A Delaware St.	56 A60		
334 A Marshall	45 A90		
335 A N.C. Central	75 A87		
341 A Winthrop	60 A69		
347 H UMass Lowell	84 A82		
LAST 12 Division I GAMES:			
269 A Presbyterian	75 A60	174 A High Point	41 A62
174 H High Point	39 A75	156 H Radford	33 A52
306 H Charleston So.	61 A78	229 A UNC Asheville	52 A82
341 A Winthrop	60 A69	221 H Gardner-Webb	54 A61
249 A Campbell	48 A58	269 H Presbyterian	66 A56
88 H Liberty	51 A63	306 A Charleston So.	57 A73

Longwood

Average RPI Win: 271	WON-LOST RECORD	WINNING PCT. RANK	LAST 10 GAMES	STRENGTH OF SCHEDULE	OPP. STRENGTH OF SCHEDULE	TEAM RPI	ADJ. RPI	CONF. RPI	ADJ CONF. RPI
Average RPI Loss: 92									
DIV. I ONLY	13- 10	138	7- 3	222	190	162	162	23	23
DIV. I NON-CONF.	5- 6	187	0- 0	99	95	143	143	23	23

TOTALS	RPI 1-25	RPI 26-50	W-L RECORDS	RPI 51-100	RPI 101-999	RPI 201+			
13- 10	0- 2	0- 1	OVERALL	0- 2	13- 5	11- 0			
6- 3	0- 0	0- 0	HOME	0- 1	6- 2	6- 0			
6- 5	0- 1	0- 0	AWAY	0- 1	6- 1	4- 0			
1- 2	0- 1	0- 0	NEUTRAL	0- 0	1- 1	1- 0			
5- 6	0- 2	0- 1	NON-CONFERENCE	0- 2	5- 1	5- 0			
3- 1	0- 0	0- 0	HOME	0- 1	3- 0	3- 0			
1- 3	0- 1	0- 1	AWAY	0- 1	1- 0	1- 0			
1- 2	0- 1	0- 0	NEUTRAL	0- 0	1- 1	1- 0			
8- 4	0- 0	0- 0	CONFERENCE	0- 0	8- 4	6- 0			
3- 2	0- 0	0- 0	HOME	0- 0	3- 2	3- 0			
5- 2	0- 0	0- 0	AWAY	0- 0	5- 2	3- 0			
0- 0	0- 0	0- 0	NEUTRAL	0- 0	0- 0	0- 0			

RPI 1-25				RPI 26-50				RPI 51-100				RPI 101+ Team's RPI: 162			
RPI	S	Opponent	Score	RPI	S	Opponent	Score	RPI	S	Opponent	Score	RPI	S	Opponent	Score
3	N	Mississippi St.	37 94	26	A	LSU	45 60	64	A	Toledo	55 79	113	A	Little Rock	43 78
18	A	Texas A&M	62 83					96	H	Auburn	60 70	122	H	South Ala.	57 72
												129	N	Cleveland St.	45 54
												153	A	Texas St.	65 58
												167	H	Troy	55 62
												179	A	UT Arlington	61 63
												187	A	Arkansas St.	77 75
												226	H	New Orleans	66 57
												246	N	Niagara	68 52
												259	H	McNeese	98 86
												271	H	Appalachian St.	61 45
												275	H	Coastal Caro.	59 55
												292	A	Southeastern La.	68 56
												300	H	Alcorn	67 47
												319	A	Georgia St.	75 60
												323	A	Ga. Southern	58 48
												337	A	La.-Monroe	76 48
												337	H	La.-Monroe	63 55
LAST 12 Division I GAMES:															
323	A	Ga. Southern	58 48	179	A	UT Arlington	61 63								
319	A	Georgia St.	75 60	337	H	La.-Monroe	63 55								
337	A	La.-Monroe	76 48	275	H	Coastal Caro.	59 55								
167	H	Troy	55 62	271	H	Appalachian St.	61 45								
122	H	South Ala.	57 72	187	A	Arkansas St.	77 75								
153	A	Texas St.	65 58	113	A	Little Rock	43 78								

Non-Div I Games: Dillard

53 60

Louisiana

Average RPI Win:	221	WON-LOST	WINNING	LAST 10	STRENGTH OF	OPP. STRENGTH	TEAM	ADJ.	CONF.	ADJ CONF.
Average RPI Loss:	148	RECORD	PCT. RANK	GAMES	SCHEDULE	OF SCHEDULE	RPI	RPI	RPI	RPI
DIV. I ONLY	15- 9	101	5- 5	233	197	157	157	18	18	
DIV. I NON-CONF.	8- 4	87	0- 0	299	151	182	182	20	20	

TOTALS	RPI 1-25	RPI 26-50	W-L RECORDS	RPI 51-100	RPI 101-999	RPI 201+				
15- 9	0- 1	0- 1	OVERALL	2- 2	13- 5	9- 3				
10- 3	0- 0	0- 1	HOME	1- 1	9- 1	8- 0				
4- 5	0- 1	0- 0	AWAY	0- 1	4- 3	1- 2				
1- 1	0- 0	0- 0	NEUTRAL	1- 0	0- 1	0- 1				
8- 4	0- 1	0- 0	NON-CONFERENCE	1- 1	7- 2	5- 1				
6- 1	0- 0	0- 0	HOME	0- 0	6- 1	5- 0				
1- 2	0- 1	0- 0	AWAY	0- 1	1- 0	0- 0				
1- 1	0- 0	0- 0	NEUTRAL	1- 0	0- 1	0- 1				
7- 5	0- 0	0- 1	CONFERENCE	1- 1	6- 3	4- 2				
4- 2	0- 0	0- 1	HOME	1- 1	3- 0	3- 0				
3- 3	0- 0	0- 0	AWAY	0- 0	3- 3	1- 2				
0- 0	0- 0	0- 0	NEUTRAL	0- 0	0- 0	0- 0				

RPI 1-25				RPI 26-50				RPI 51-100				RPI 101+				Team's RPI: 157
RPI	S	Opponent	Score	RPI	S	Opponent	Score	RPI	S	Opponent	Score	RPI	S	Opponent	Score	
9	A	Texas	54 88	49	H	Western Ky.	64 74	81	H	UAB	61 66	113	A	Little Rock	58 49	
								83	N	Penn St.	71 59	114	A	Middle Tenn.	66 49	
								96	A	Auburn	59 75	135	A	UTEP	65 62	
								98	H	Rice	75 55	141	H	Clemson	47 55	
												190	H	Memphis	65 40	
												196	A	Southern Miss.	50 65	
												215	A	Fla. Atlantic	72 86	
												223	H	North Texas	61 53	
												234	H	Grambling	64 53	
												246	N	Niagara	67 73	
												259	H	McNeese	78 62	
												284	H	Old Dominion	59 45	
												295	H	UTSA	63 55	
												300	H	Alcorn	87 50	
												303	A	FIU	54 57	
												322	H	Houston Baptist	85 62	
												334	A	Marshall	74 65	
												337	H	La.-Monroe	71 49	

LAST 12 Division I GAMES:																
135	A	UTEP	65 62	215	A	Fla. Atlantic	72 86									
98	H	Rice	75 55	303	A	FIU	54 57									
81	H	UAB	61 66	334	A	Marshall	74 65									
114	A	Middle Tenn.	66 49	196	A	Southern Miss.	50 65									
49	H	Western Ky.	64 74	295	H	UTSA	63 55									
284	H	Old Dominion	59 45	223	H	North Texas	61 53									

Non-Div I Games: LSU-Alexandria 87 47

Average RPI Win:	104	WON-LOST	WINNING	LAST 10	STRENGTH OF	OPP. STRENGTH	TEAM	ADJ.	CONF.	ADJ CONF.
Average RPI Loss:	5	RECORD	PCT. RANK	GAMES	SCHEDULE	OF SCHEDULE	RPI	RPI	RPI	RPI

DIV. I ONLY	25- 1	3	9- 1	27	3	4	4	1	1
DIV. I NON-CONF.	14- 0	1	0- 0	126	15	10	10	1	1

TOTALS	RPI 1-25	RPI 26-50	W-L RECORDS	RPI 51-100	RPI 101-999	RPI 201+			
25- 1	5- 1	5- 0	OVERALL	5- 0	10- 0	4- 0			
14- 1	3- 1	1- 0	HOME	2- 0	8- 0	3- 0			
11- 0	2- 0	4- 0	AWAY	3- 0	2- 0	1- 0			
0- 0	0- 0	0- 0	NEUTRAL	0- 0	0- 0	0- 0			
14- 0	2- 0	2- 0	NON-CONFERENCE	3- 0	7- 0	4- 0			
9- 0	1- 0	1- 0	HOME	1- 0	6- 0	3- 0			
5- 0	1- 0	1- 0	AWAY	2- 0	1- 0	1- 0			
0- 0	0- 0	0- 0	NEUTRAL	0- 0	0- 0	0- 0			
11- 1	3- 1	3- 0	CONFERENCE	2- 0	3- 0	0- 0			
5- 1	2- 1	0- 0	HOME	1- 0	2- 0	0- 0			
6- 0	1- 0	3- 0	AWAY	1- 0	1- 0	0- 0			
0- 0	0- 0	0- 0	NEUTRAL	0- 0	0- 0	0- 0			

RPI 1-25				Team's RPI: 4				RPI 26-50				RPI 51-100				RPI 101+			
RPI	S	Opponent	Score	RPI	S	Opponent	Score	RPI	S	Opponent	Score	RPI	S	Opponent	Score	RPI	S	Opponent	Score
1	H	Notre Dame	100 67	29	A	Virginia	77 41	64	H	Toledo	90 55	106	H	Wake Forest	89 52				
5	H	Florida St.	49 50	36	A	Syracuse	84 77	65	A	Georgia Tech	74 71	114	H	Middle Tenn.	80 26				
6	A	Ohio St.	95 90	37	A	South Dakota St.	68 64	66	H	Virginia Tech	67 56	121	H	Vanderbilt	79 57				
11	H	Oregon	74 61	44	H	Michigan	74 49	74	A	Indiana	72 59	141	H	Clemson	65 46				
15	H	Duke	66 60	48	A	Miami (FL)	84 74	97	A	Kentucky	87 63	166	A	Pittsburgh	77 51				
17	A	NC State	55 47									191	H	UT Martin	91 56				
												225	H	Southeast Mo. St.	80 40				
												293	H	Murray St.	115 51				
												310	A	Air Force	62 50				
												333	H	Tennessee St.	95 56				

LAST 12 Division I GAMES:																			
141	H	Clemson	65 46	166	A	Pittsburgh	77 51												
36	A	Syracuse	84 77	1	H	Notre Dame	100 67												
29	A	Virginia	77 41	66	H	Virginia Tech	67 56												
106	H	Wake Forest	89 52	15	H	Duke	66 60												
48	A	Miami (FL)	84 74	17	A	NC State	55 47												
5	H	Florida St.	49 50	65	A	Georgia Tech	74 71												

Non-Div I Games:

Louisville

Average RPI Win:	303	WON-LOST	WINNING	LAST 10	STRENGTH OF	OPP. STRENGTH	TEAM	ADJ.	CONF.	ADJ CONF.
Average RPI Loss:	159	RECORD	PCT. RANK	GAMES	SCHEDULE	OF SCHEDULE	RPI	RPI	RPI	RPI
DIV. I ONLY	5- 18	310	3- 7	268	212	307	307	24	24	
DIV. I NON-CONF.	2- 9	295	0- 0	220	91	284	284	22	22	

TOTALS	RPI 1-25	RPI 26-50	W-L RECORDS	RPI 51-100	RPI 101-999	RPI 201+				
5- 18	0- 2	0- 1	OVERALL	0- 1	5- 14	5- 6				
3- 6	0- 1	0- 0	HOME	0- 0	3- 5	3- 3				
2- 12	0- 1	0- 1	AWAY	0- 1	2- 9	2- 3				
0- 0	0- 0	0- 0	NEUTRAL	0- 0	0- 0	0- 0				
2- 9	0- 2	0- 1	NON-CONFERENCE	0- 0	2- 6	2- 1				
1- 3	0- 1	0- 0	HOME	0- 0	1- 2	1- 0				
1- 6	0- 1	0- 1	AWAY	0- 0	1- 4	1- 1				
0- 0	0- 0	0- 0	NEUTRAL	0- 0	0- 0	0- 0				
3- 9	0- 0	0- 0	CONFERENCE	0- 1	3- 8	3- 5				
2- 3	0- 0	0- 0	HOME	0- 0	2- 3	2- 3				
1- 6	0- 0	0- 0	AWAY	0- 1	1- 5	1- 2				
0- 0	0- 0	0- 0	NEUTRAL	0- 0	0- 0	0- 0				

RPI 1-25				RPI 26-50				RPI 51-100				RPI 101+				Team's RPI: 307
RPI	S	Opponent	Score	RPI	S	Opponent	Score	RPI	S	Opponent	Score	RPI	S	Opponent	Score	
12	H	Green Bay	39 76	32	A	Marquette	30 92	85	A	Drake	46 72	107	A	Butler	52 64	
24	A	DePaul	47 88									108	A	Missouri St.	36 75	
												109	H	Western Mi ch.	47 65	
												112	A	Milwaukee	41 63	
												124	A	Northern Ill.	71 80	
												144	A	UNI	41 70	
												164	A	Southern Ill.	46 62	
												193	H	Youngstown St.	49 73	
												248	A	Bradley	71 61	
												248	H	Bradley	57 59	
												254	A	Illinois St.	49 57	
												254	H	Illinois St.	62 59	
												263	H	Indiana St.	65 73	
												279	A	Valparaiso	60 76	
												279	H	Valparaiso	53 63	
												320	A	Fort Wayne	70 79	
												326	H	Ill. -Chicago	57 55	
												339	A	Chicago St.	46 28	
												348	H	Evansville	82 63	

LAST 12 Division I GAMES:																
279	H	Valparaiso	53 63	164	A	Southern Ill.	46 62									
248	A	Bradley	71 61	279	A	Valparaiso	60 76									
254	A	Illinois St.	49 57	254	H	Illinois St.	62 59									
348	H	Evansville	82 63	248	H	Bradley	57 59									
263	H	Indiana St.	65 73	85	A	Drake	46 72									
108	A	Missouri St.	36 75	144	A	UNI	41 70									

Non-Div I Games:

Loyol a Chi cago

Average RPI Win: 217	WON-LOST RECORD	WINNING PCT. RANK	LAST 10 GAMES	STRENGTH OF SCHEDULE	OPP. STRENGTH OF SCHEDULE	TEAM RPI	ADJ. RPI	CONF. RPI	ADJ CONF. RPI
Average RPI Loss: 150									
DIV. I ONLY	7- 17	278	5- 5	112	224	230	230	14	14
DIV. I NON-CONF.	2- 9	295	0- 0	105	282	257	257	18	18

TOTALS	RPI 1-25	RPI 26-50	W-L RECORDS	RPI 51-100	RPI 101-999	RPI 201+			
7- 17	0- 1	0- 1	OVERALL	0- 3	7- 12	4- 5			
4- 6	0- 0	0- 0	HOME	0- 1	4- 5	3- 2			
3- 11	0- 1	0- 1	AWAY	0- 2	3- 7	1- 3			
0- 0	0- 0	0- 0	NEUTRAL	0- 0	0- 0	0- 0			
2- 9	0- 1	0- 1	NON-CONFERENCE	0- 0	2- 7	1- 3			
1- 3	0- 0	0- 0	HOME	0- 0	1- 3	1- 1			
1- 6	0- 1	0- 1	AWAY	0- 0	1- 4	0- 2			
0- 0	0- 0	0- 0	NEUTRAL	0- 0	0- 0	0- 0			
5- 8	0- 0	0- 0	CONFERENCE	0- 3	5- 5	3- 2			
3- 3	0- 0	0- 0	HOME	0- 1	3- 2	2- 1			
2- 5	0- 0	0- 0	AWAY	0- 2	2- 3	1- 1			
0- 0	0- 0	0- 0	NEUTRAL	0- 0	0- 0	0- 0			

RPI S Opponent Score	RPI S Opponent Score	RPI S Opponent Score	RPI S Opponent Score
13 A Maryl and 45 114	32 A Marquette 63 83	58 A American 56 69	111 H George Mason 72 80
		58 H American 58 71	118 A Delaware 38 71
		82 A Navy 44 73	126 A Bucknel l 68 65
			132 H Georgetown 54 72
			136 A William & Mary 49 70
			161 H Lehi gh 67 64
			178 A Army West Point 47 62
			178 H Army West Point 62 69
			198 A Boston U. 56 75
			200 A Norfol k St. 61 58
			231 A Lafayette 54 65
			231 H Lafayette 64 73
			243 A Holy Cross 65 58
			243 H Holy Cross 77 60
			260 H Towson 67 76
			262 A Mt. St. Mary's 63 71
			266 H Cornell l 78 63
			278 H Col gate 70 55
			280 A St. Franci s Brookl yn 47 64
LAST 12 Division I GAMES:			
231 H Lafayette 64 73	126 A Bucknel l 68 65	231 A Lafayette 54 65	
58 A American 56 69	58 H American 58 71	243 H Holy Cross 77 60	
243 A Holy Cross 65 58	243 H Holy Cross 56 75	198 A Boston U. 62 69	
178 A Army West Point 47 62			
161 H Lehi gh 67 64			
278 H Col gate 70 55			

Non-Div I Games:

Loyola Maryl and

Average RPI Win:	207	WON-LOST	WINNING	LAST 10	STRENGTH OF	OPP. STRENGTH	TEAM	ADJ.	CONF.	ADJ CONF.
Average RPI Loss:	147	RECORD	PCT. RANK	GAMES	SCHEDULE	OF SCHEDULE	RPI	RPI	RPI	RPI
DIV. I ONLY	15- 9	101	5- 5	255	124	147	147	13	13	
DIV. I NON-CONF.	7- 3	74	0- 0	297	127	155	155	11	11	

TOTALS	RPI 1-25	RPI 26-50	W-L RECORDS	RPI 51-100	RPI 101-999	RPI 201+				
15- 9	0- 0	0- 1	OVERALL	3- 1	12- 7	10- 2				
8- 4	0- 0	0- 0	HOME	2- 1	6- 3	5- 1				
7- 5	0- 0	0- 1	AWAY	1- 0	6- 4	5- 1				
0- 0	0- 0	0- 0	NEUTRAL	0- 0	0- 0	0- 0				
7- 3	0- 0	0- 0	NON-CONFERENCE	1- 1	6- 2	5- 0				
4- 2	0- 0	0- 0	HOME	1- 1	3- 1	3- 0				
3- 1	0- 0	0- 0	AWAY	0- 0	3- 1	2- 0				
0- 0	0- 0	0- 0	NEUTRAL	0- 0	0- 0	0- 0				
8- 6	0- 0	0- 1	CONFERENCE	2- 0	6- 5	5- 2				
4- 2	0- 0	0- 0	HOME	1- 0	3- 2	2- 1				
4- 4	0- 0	0- 1	AWAY	1- 0	3- 3	3- 1				
0- 0	0- 0	0- 0	NEUTRAL	0- 0	0- 0	0- 0				

RPI 1-25				RPI 26-50				RPI 51-100				RPI 101+				Team's RPI: 147
RPI	S	Opponent	Score	RPI	S	Opponent	Score	RPI	S	Opponent	Score	RPI	S	Opponent	Score	
				50	A	Gonzaga	67 77	51	H	Southern California	70 80	103	A	Saint Louis	62 60	
								77	A	Saint Mary's (CA)	75 65	125	A	BYU	52 62	
								77	H	Saint Mary's (CA)	69 57	125	H	BYU	55 67	
								90	H	Miami (OH)	84 71	150	A	San Francisco	60 78	
												171	H	Pacific	75 60	
												192	A	SMU	60 63	
												201	H	CSUN	68 75	
												202	A	San Diego	67 53	
												202	H	San Diego	54 60	
												204	H	UC Santa Barbara	67 61	
												222	H	Eastern Mich.	73 64	
												228	A	Pepperdine	74 85	
												228	H	Pepperdine	75 60	
												232	A	UC Riverside	67 59	
												274	A	Santa Clara	65 51	
												277	H	Arizona	84 70	
												309	A	Portland	63 60	
												309	H	Portland	76 55	
												325	A	Long Beach St.	84 69	

LAST 12 Division I GAMES:																
				228	A	Pepperdine	74 85	309	A	Portland	63 60					
				77	A	Saint Mary's (CA)	75 65	125	H	BYU	55 67					
				309	H	Portland	76 55	202	H	San Diego	54 60					
				125	A	BYU	52 62	150	A	San Francisco	60 78					
				202	A	San Diego	67 53	50	A	Gonzaga	67 77					
				228	H	Pepperdine	75 60	274	A	Santa Clara	65 51					

Non-Div I Games: Cal St. Dom. Hills 84 52

Loyola Marymount

Average RPI Win:	220	WON-LOST	WINNING	LAST 10	STRENGTH OF	OPP. STRENGTH	TEAM	ADJ.	CONF.	ADJ CONF.
Average RPI Loss:	74	RECORD	PCT. RANK	GAMES	SCHEDULE	OF SCHEDULE	RPI	RPI	RPI	RPI
DIV. I ONLY	15- 9	101	8- 2	97	136	79	79	20	20	
DIV. I NON-CONF.	5- 6	187	0- 0	52	8	74	74	24	24	

TOTALS	RPI 1-25	RPI 26-50	W-L RECORDS	RPI 51-100	RPI 101-999	RPI 201+				
15- 9	0- 3	0- 1	OVERALL	1- 2	14- 3	7- 0				
7- 2	0- 0	0- 0	HOME	1- 0	6- 2	3- 0				
7- 7	0- 3	0- 1	AWAY	0- 2	7- 1	3- 0				
1- 0	0- 0	0- 0	NEUTRAL	0- 0	1- 0	1- 0				
5- 6	0- 3	0- 1	NON-CONFERENCE	1- 1	4- 1	3- 0				
2- 1	0- 0	0- 0	HOME	1- 0	1- 1	1- 0				
2- 5	0- 3	0- 1	AWAY	0- 1	2- 0	1- 0				
1- 0	0- 0	0- 0	NEUTRAL	0- 0	1- 0	1- 0				
10- 3	0- 0	0- 0	CONFERENCE	0- 1	10- 2	4- 0				
5- 1	0- 0	0- 0	HOME	0- 0	5- 1	2- 0				
5- 2	0- 0	0- 0	AWAY	0- 1	5- 1	2- 0				
0- 0	0- 0	0- 0	NEUTRAL	0- 0	0- 0	0- 0				

Maine

RPI 1-25				RPI 26-50				RPI 51-100				RPI 101+			
RPI	S	Opponent	Score	RPI	S	Opponent	Score	RPI	S	Opponent	Score	RPI	S	Opponent	Score
3	A	Mississippi St.	43 83	48	A	Miami (FL)	70 80	64	A	Toledo	64 65	101	H	Tulane	34 42
6	A	Ohio St.	70 83					78	H	Harvard	76 51	115	A	Dartmouth	64 51
15	A	Duke	39 69					80	A	Albany (NY)	54 68	151	A	Binghamton	61 38
												151	H	Binghamton	62 66
												154	A	Hartford	59 44
												154	H	Hartford	59 56
												183	A	New Hampshire	56 46
												183	H	New Hampshire	77 46
												197	A	Stony Brook	68 76
												197	H	Stony Brook	64 56
												206	A	Boston College	61 40
												287	H	Vermont	64 55
												290	N	Kennesaw St.	75 39
												294	H	Bryant	70 68
												329	A	UMBC	64 50
												329	H	UMBC	69 36
												347	A	UMass Lowell	69 51

LAST 12 Division I GAMES:															
197	A	Stony Brook	68 76	183	A	New Hampshire	56 46	154	A	Hartford	59 44	287	H	Vermont	64 55
183	H	New Hampshire	77 46	154	A	Hartford	59 44	80	A	Albany (NY)	54 68	329	A	UMBC	64 50
154	H	Hartford	59 56	287	H	Vermont	64 55	329	A	UMBC	64 50	151	H	Binghamton	62 66
151	A	Binghamton	61 38												
347	A	UMass Lowell	69 51												
329	H	UMBC	69 36												

Maine

Non-Div I Games: Maine Maritime 89 49 Me.-Fort Kent 100 40

Maine

Average RPI Win:	291	WON-LOST	WINNING	LAST 10	STRENGTH OF	OPP. STRENGTH	TEAM	ADJ.	CONF.	ADJ CONF.
Average RPI Loss:	155	RECORD	PCT. RANK	GAMES	SCHEDULE	OF SCHEDULE	RPI	RPI	RPI	RPI
DIV. I ONLY	10- 14	219	5- 5	254	282	247	247	28	28	
DIV. I NON-CONF.	3- 8	268	0- 0	111	232	222	222	26	26	

TOTALS	RPI 1-25	RPI 26-50	W-L RECORDS	RPI 51-100	RPI 101-999	RPI 201+				
10- 14	0- 0	0- 2	OVERALL	0- 4	10- 8	10- 5				
7- 3	0- 0	0- 0	HOME	0- 3	7- 0	7- 0				
2- 11	0- 0	0- 2	AWAY	0- 1	2- 8	2- 5				
1- 0	0- 0	0- 0	NEUTRAL	0- 0	1- 0	1- 0				
3- 8	0- 0	0- 2	NON-CONFERENCE	0- 3	3- 3	3- 1				
1- 2	0- 0	0- 0	HOME	0- 2	1- 0	1- 0				
1- 6	0- 0	0- 2	AWAY	0- 1	1- 3	1- 1				
1- 0	0- 0	0- 0	NEUTRAL	0- 0	1- 0	1- 0				
7- 6	0- 0	0- 0	CONFERENCE	0- 1	7- 5	7- 4				
6- 1	0- 0	0- 0	HOME	0- 1	6- 0	6- 0				
1- 5	0- 0	0- 0	AWAY	0- 0	1- 5	1- 4				
0- 0	0- 0	0- 0	NEUTRAL	0- 0	0- 0	0- 0				

RPI 1-25				RPI 26-50				RPI 51-100				RPI 101+				Team's RPI: 247	
RPI	S	Opponent	Score	RPI	S	Opponent	Score	RPI	S	Opponent	Score	RPI	S	Opponent	Score		
				29	A	Vi rgi ni a	47 69	55	H	Qui nni pi ac	64 80	170	A	Mari st	40 65		
				34	A	Cal i forni a	66 87	69	H	Fordham	48 54	183	A	New Hampshi re	55 68		
								80	H	Al bany (NY)	56 62	197	A	Stony Brook	59 74		
								83	A	Penn St.	46 78	207	A	Si ena	51 56		
												246	A	Ni agara	64 65		
												246	H	Ni agara	82 64		
												258	A	Fai rfi el d	52 55		
												258	H	Fai rfi el d	55 44		
												272	A	LIU Brookl yn	72 38		
												273	A	Ri der	51 67		
												280	H	St. Franci s Brookl yn	57 54		
												286	A	Can i si us	59 56		
												286	H	Can i si us	58 39		
												289	A	Sacred Heart	61 65		
												297	H	Monmouth	63 53		
												298	N	Coppin St.	74 56		
												340	H	I ona	67 63		
												345	H	Saint Peter's	76 64		
LAST 12 Division I GAMES:																	
				258	H	Fai rfi el d	55 44	340	H	I ona	67 63						
				246	H	Ni agara	82 64	246	A	Ni agara	64 65						
				258	A	Fai rfi el d	52 55	286	A	Can i si us	59 56						
				273	A	Ri der	51 67	170	A	Mari st	40 65						
				297	H	Monmouth	63 53	286	H	Can i si us	58 39						
				207	A	Si ena	51 56	55	H	Qui nni pi ac	64 80						

Non-Div I Games:

Manhattan

Average RPI Win:	276	WON-LOST	WINNING	LAST 10	STRENGTH OF	OPP. STRENGTH	TEAM	ADJ.	CONF.	ADJ CONF.
Average RPI Loss:	123	RECORD	PCT. RANK	GAMES	SCHEDULE	OF SCHEDULE	RPI	RPI	RPI	RPI
DIV. I ONLY	16- 10	111	8- 2	283	251	170	170	28	28	
DIV. I NON-CONF.	4- 8	239	0- 0	192	144	234	234	26	26	

TOTALS	RPI 1-25	RPI 26-50	W-L RECORDS	RPI 51-100	RPI 101-999	RPI 201+				
16- 10	0- 0	0- 1	OVERALL	0- 3	16- 6	15- 2				
9- 2	0- 0	0- 0	HOME	0- 1	9- 1	9- 0				
7- 6	0- 0	0- 0	AWAY	0- 1	7- 5	6- 2				
0- 2	0- 0	0- 1	NEUTRAL	0- 1	0- 0	0- 0				
4- 8	0- 0	0- 1	NON-CONFERENCE	0- 2	4- 5	3- 1				
2- 2	0- 0	0- 0	HOME	0- 1	2- 1	2- 0				
2- 4	0- 0	0- 0	AWAY	0- 0	2- 4	1- 1				
0- 2	0- 0	0- 1	NEUTRAL	0- 1	0- 0	0- 0				
12- 2	0- 0	0- 0	CONFERENCE	0- 1	12- 1	12- 1				
7- 0	0- 0	0- 0	HOME	0- 0	7- 0	7- 0				
5- 2	0- 0	0- 0	AWAY	0- 1	5- 1	5- 1				
0- 0	0- 0	0- 0	NEUTRAL	0- 0	0- 0	0- 0				

RPI 1-25				RPI 26-50				RPI 51-100				RPI 101+				Team's RPI: 170	
RPI	S	Opponent	Score	RPI	S	Opponent	Score	RPI	S	Opponent	Score	RPI	S	Opponent	Score		
				42	N	Purdue	47 61					102	A	Seton Hall	60 85		
								51	N	Southern California	57 78	115	H	Dartmouth	51 60		
								55	A	Quinnipiac	56 62	138	A	Northeastern	72 78		
								82	H	Navy	70 77	182	A	Temple	77 83		
												198	A	Boston U.	80 52		
												207	A	Siena	53 58		
												207	H	Siena	73 54		
												243	H	Holy Cross	85 74		
												246	A	Niagara	84 78		
												247	H	Manhattan	65 40		
												253	A	Hawaii	63 70		
												258	H	Fairfield	71 63		
												273	A	Rider	80 69		
												273	H	Rider	68 67		
												283	A	Massachusetts	88 60		
												286	A	Canisius	78 53		
												286	H	Canisius	58 47		
												297	A	Monmouth	85 57		
												297	H	Monmouth	69 46		
												332	H	Rhode Island	64 42		
												340	H	Iona	75 55		
												345	A	Saint Peter's	86 53		
LAST 12 Division I GAMES:																	
				286	H	Canisius	58 47					273	H	Rider	68 67		
				297	A	Monmouth	85 57					207	A	Siena	53 58		
				207	H	Siena	73 54					258	H	Fairfield	71 63		
				340	H	Iona	75 55					55	A	Quinnipiac	56 62		
				286	A	Canisius	78 53					247	H	Manhattan	65 40		
				246	A	Niagara	84 78					345	A	Saint Peter's	86 53		

Non-Di v I Games:

Marist

Average RPI Win:	148	WON-LOST	WINNING	LAST 10	STRENGTH OF	OPP. STRENGTH	TEAM	ADJ.	CONF.	ADJ CONF.
Average RPI Loss:	43	RECORD	PCT. RANK	GAMES	SCHEDULE	OF SCHEDULE	RPI	RPI	RPI	RPI
DIV. I ONLY	17- 8	71	7- 3	40	39	32	32	6	6	
DIV. I NON-CONF.	6- 5	153	0- 0	27	48	55	55	6	6	

TOTALS	RPI 1-25	RPI 26-50	W-L RECORDS	RPI 51-100	RPI 101-999	RPI 201+				
17- 8	2- 4	1- 2	OVERALL	1- 1	13- 1	5- 0				
10- 1	1- 0	0- 1	HOME	1- 0	8- 0	3- 0				
6- 6	1- 3	1- 1	AWAY	0- 1	4- 1	1- 0				
1- 1	0- 1	0- 0	NEUTRAL	0- 0	1- 0	1- 0				
6- 5	0- 3	0- 1	NON-CONFERENCE	0- 1	6- 0	3- 0				
4- 0	0- 0	0- 0	HOME	0- 0	4- 0	2- 0				
1- 4	0- 2	0- 1	AWAY	0- 1	1- 0	0- 0				
1- 1	0- 1	0- 0	NEUTRAL	0- 0	1- 0	1- 0				
11- 3	2- 1	1- 1	CONFERENCE	1- 0	7- 1	2- 0				
6- 1	1- 0	0- 1	HOME	1- 0	4- 0	1- 0				
5- 2	1- 1	1- 0	AWAY	0- 0	3- 1	1- 0				
0- 0	0- 0	0- 0	NEUTRAL	0- 0	0- 0	0- 0				

RPI 1-25					RPI 26-50					Team's RPI: 32					RPI 51-100					RPI 101+				
RPI	S	Opponent	Score		RPI	S	Opponent	Score		RPI	S	Opponent	Score		RPI	S	Opponent	Score						
1	A	Notre Dame	85	91	38	A	Creighton	92	77	54	H	St. John's (NY)	74	72	102	H	Seton Hall	97	84					
7	N	Tennessee	99	101	38	H	Creighton	73	74	86	A	New Mexico	87	88	107	A	Butler	78	59					
12	A	Green Bay	55	63	44	A	Michigan	76	82						107	H	Butler	69	67					
23	A	Villanova	67	57											112	A	Milwaukee	83	68					
24	A	DePaul	83	95											132	A	Georgetown	58	85					
24	H	DePaul	93	81											178	H	Army West Point	83	53					
															185	H	Wisconsin	88	65					
															195	A	Providence	77	60					
															195	H	Providence	94	61					
															212	A	Xavier	80	63					
															212	H	Xavier	88	67					
															230	H	Loyola Maryland	83	63					
															240	N	Montana	87	68					
															307	H	Loyola Chicago	92	30					

										LAST 12 Division I GAMES:														
107	A	Butler	78	59	132	A	Georgetown	58	85															
212	A	Xavier	80	63	212	H	Xavier	88	67															
38	H	Creighton	73	74	107	H	Butler	69	67															
195	H	Providence	94	61	195	A	Providence	77	60															
24	A	DePaul	83	95	38	A	Creighton	92	77															
23	A	Villanova	67	57	24	H	DePaul	93	81															

Non-Div I Games:

Marquette

Average RPI Win:	318	WON-LOST	WINNING	LAST 10	STRENGTH OF	OPP. STRENGTH	TEAM	ADJ.	CONF.	ADJ CONF.
Average RPI Loss:	168	RECORD	PCT. RANK	GAMES	SCHEDULE	OF SCHEDULE	RPI	RPI	RPI	RPI

DIV. I ONLY	5- 17	304	1- 9	320	175	334	334	18	18
DIV. I NON-CONF.	4- 7	226	0- 0	330	197	326	326	20	20
TOTALS	RPI 1-25	RPI 26-50	W-L RECORDS	RPI 51-100	RPI 101-999	RPI 201+			
5- 17	0- 0	0- 1	OVERALL	0- 4	5- 12	5- 5			
4- 9	0- 0	0- 1	HOME	0- 3	4- 5	4- 2			
1- 8	0- 0	0- 0	AWAY	0- 1	1- 7	1- 3			
0- 0	0- 0	0- 0	NEUTRAL	0- 0	0- 0	0- 0			
4- 7	0- 0	0- 0	NON-CONFERENCE	0- 3	4- 4	4- 1			
3- 4	0- 0	0- 0	HOME	0- 2	3- 2	3- 1			
1- 3	0- 0	0- 0	AWAY	0- 1	1- 2	1- 0			
0- 0	0- 0	0- 0	NEUTRAL	0- 0	0- 0	0- 0			
1- 10	0- 0	0- 1	CONFERENCE	0- 1	1- 8	1- 4			
1- 5	0- 0	0- 1	HOME	0- 1	1- 3	1- 1			
0- 5	0- 0	0- 0	AWAY	0- 0	0- 5	0- 3			
0- 0	0- 0	0- 0	NEUTRAL	0- 0	0- 0	0- 0			

RPI S Opponent	Score	RPI S Opponent	Score	RPI S Opponent	Score	RPI S Opponent	Score
49 H Western Ky.	66 86	76 H Ohio	52 54	114 H Middle Tenn.	57 73		
		81 H UAB	62 69	129 A Cleveland St.	76 85		
		83 H Penn St.	65 80	157 H Louisiana Tech	65 74		
		97 A Kentucky	39 69	163 A Florida	69 74		
				164 H Southern Ill.	59 64		
				186 A Charlotte	61 67		
				196 A Southern Miss.	61 70		
				215 A Fla. Atlantic	59 79		
				265 H Morgan St.	73 68		
				271 H Appalachian St.	54 56		
				284 A Old Dominion	53 69		
				295 H UTSA	59 72		
				303 A FIU	54 67		
				303 H FIU	78 75		
				333 A Tennessee St.	71 65		
				341 H Winthrop	70 40		
				349 H Longwood	90 45		
LAST 12 Division I GAMES:							
81 H UAB	62 69	49 H Western Ky.	66 86				
295 H UTSA	59 72	284 A Old Dominion	53 69				
196 A Southern Miss.	61 70	157 H Louisiana Tech	65 74				
186 A Charlotte	61 67	303 A FIU	54 67				
303 H FIU	78 75	215 A Fla. Atlantic	59 79				
114 H Middle Tenn.	57 73	333 A Tennessee St.	71 65				

Non-Div I Games: Ky. Christian 111 38 Alice Lloyd 96 46

Marshall

Average RPI	Win:	134	WON-LOST	WINNING	LAST 10	STRENGTH OF	OPP. STRENGTH	TEAM	ADJ.	CONF.	ADJ CONF.
Average RPI	Loss:	24	RECORD	PCT. RANK	GAMES	SCHEDULE	OF SCHEDULE	RPI	RPI	RPI	RPI
DIV. I ONLY		22- 3		9	6- 0	65	11	13	13	3	3
DIV. I NON-CONF.		11- 2		22	1- 0	114	38	34	34	4	4

TOTALS	RPI 1-25		RPI 26-50		W-L RECORDS	RPI 51-100		RPI 101-999		RPI 201+	
22- 3	4- 2		2- 0		OVERALL	6- 1		10- 0		8- 0	
11- 2	3- 1		0- 0		HOME	3- 1		5- 0		5- 0	
10- 1	1- 1		2- 0		AWAY	3- 0		4- 0		2- 0	
1- 0	0- 0		0- 0		NEUTRAL	0- 0		1- 0		1- 0	
11- 2	0- 2		2- 0		NON-CONFERENCE	2- 0		7- 0		7- 0	
6- 1	0- 1		0- 0		HOME	2- 0		4- 0		4- 0	
4- 1	0- 1		2- 0		AWAY	0- 0		2- 0		2- 0	
1- 0	0- 0		0- 0		NEUTRAL	0- 0		1- 0		1- 0	
11- 1	4- 0		0- 0		CONFERENCE	4- 1		3- 0		1- 0	
5- 1	3- 0		0- 0		HOME	1- 1		1- 0		1- 0	
6- 0	1- 0		0- 0		AWAY	3- 0		2- 0		0- 0	
0- 0	0- 0		0- 0		NEUTRAL	0- 0		0- 0		0- 0	

RPI	S	Opponent	Score	RPI	S	Opponent	Score	RPI	S	Opponent	Score	RPI	S	Opponent	Score
2	A	UConn	72 97	29	A	Virginia	60 59	52	A	Michigan St.	76 68	184	A	Northwestern	68 65
6	H	Ohio St.	99 69	48	A	Miami (FL)	79 71	52	H	Michigan St.	68 82	185	A	Wisconsin	71 44
19	H	South Carolina	86 94					63	A	Nebraska	64 57	211	A	Akron	75 54
20	H	Iowa	80 64					74	H	Indiana	74 70	213	H	Illinois	100 65
25	A	Rutgers	72 54					80	H	Albany (NY)	91 58	230	H	Loyola Maryland	114 45
25	H	Rutgers	88 60					83	A	Penn St.	69 65	237	H	Howard	111 49
								95	H	George Washington	80 54	246	H	Niagara	92 65
												262	H	Mt. St. Mary's	97 57
												290	N	Kennesaw St.	89 35
												298	A	Coppin St.	113 49

LAST 12 Division I GAMES:															
48	A	Miami (FL)	79 71	6	H	Ohio St.	99 69	52	H	Michigan St.	68 82	74	H	Indiana	74 70
25	A	Rutgers	72 54	74	H	Indiana	74 70	185	A	Wisconsin	71 44	20	H	Iowa	80 64
52	A	Michigan St.	76 68	52	H	Michigan St.	68 82	83	A	Penn St.	69 65				
63	A	Nebraska	64 57												
25	H	Rutgers	88 60												
184	A	Northwestern	68 65												

Non-Div I Games:

Maryland

Average RPI Win:	283	WON-LOST	WINNING	LAST 10	STRENGTH OF	OPP. STRENGTH	TEAM	ADJ.	CONF.	ADJ CONF.
Average RPI Loss:	160	RECORD	PCT. RANK	GAMES	SCHEDULE	OF SCHEDULE	RPI	RPI	RPI	RPI
DIV. I ONLY	9- 14	236	3- 7	323	204	283	283	12	12	
DIV. I NON-CONF.	6- 5	153	0- 0	345	311	289	289	10	10	

TOTALS	RPI 1-25	RPI 26-50	W-L RECORDS	RPI 51-100	RPI 101-999	RPI 201+				
9- 14	0- 0	0- 1	OVERALL	1- 2	8- 11	8- 3				
5- 6	0- 0	0- 1	HOME	1- 1	4- 4	4- 0				
3- 8	0- 0	0- 0	AWAY	0- 1	3- 7	3- 3				
1- 0	0- 0	0- 0	NEUTRAL	0- 0	1- 0	1- 0				
6- 5	0- 0	0- 0	NON-CONFERENCE	1- 0	5- 5	5- 2				
3- 2	0- 0	0- 0	HOME	1- 0	2- 2	2- 0				
2- 3	0- 0	0- 0	AWAY	0- 0	2- 3	2- 2				
1- 0	0- 0	0- 0	NEUTRAL	0- 0	1- 0	1- 0				
3- 9	0- 0	0- 1	CONFERENCE	0- 2	3- 6	3- 1				
2- 4	0- 0	0- 1	HOME	0- 1	2- 2	2- 0				
1- 5	0- 0	0- 0	AWAY	0- 1	1- 4	1- 1				
0- 0	0- 0	0- 0	NEUTRAL	0- 0	0- 0	0- 0				

RPI 1-25				RPI 26-50				RPI 51-100				RPI 101+				Team's RPI: 283
RPI	S	Opponent	Score	RPI	S	Opponent	Score	RPI	S	Opponent	Score	RPI	S	Opponent	Score	
				39	H	Dayton	49 78	67	A	Duquesne	57 60	103	A	Saint Louis	63 64	
								69	H	Fordham	51 62	111	A	George Mason	60 71	
								88	H	Liberty	64 61	138	H	Northeastern	54 64	
												158	A	Dav idson	81 87	
												160	H	Saint Joseph's	79 84	
												169	A	North Dakota	52 82	
												170	H	Marist	60 88	
												199	H	Ri chmond	39 51	
												235	H	La Salle	69 66	
												256	A	St. Bonaventure	59 69	
												260	H	Towson	72 49	
												282	A	North Dakota St.	70 82	
												285	H	VCU	79 75	
												314	A	Incarnate Word	64 45	
												321	A	UTRGV	59 67	
												332	A	Rhode Isl and	61 59	
												338	N	Mi ssi ssi ppi Val .	85 46	
												345	H	Saint Peter's	81 65	
												347	A	UMass Lowell	73 63	

LAST 12 Division I GAMES:																
111	A	George Mason	60 71	285	H	VCU	79 75									
39	H	Dayton	49 78	103	A	Saint Louis	63 64									
235	H	La Salle	69 66	160	H	Saint Joseph's	79 84									
199	H	Ri chmond	39 51	256	A	St. Bonaventure	59 69									
332	A	Rhode Isl and	61 59	69	H	Fordham	51 62									
158	A	Davi dson	81 87	67	A	Duquesne	57 60									

Non-Div I Games: Me.-Fort Kent 111 45 Fisher 121 38

Massachusetts

■ Loss,
 ■ Non-Conf,
 ■ S Site,
 ■ H Home
 ■ A Away
 N Neutral

Average RPI Win:	314	WON-LOST	WINNING	LAST 10	STRENGTH OF	OPP. STRENGTH	TEAM	ADJ.	CONF.	ADJ CONF.
Average RPI Loss:	150	RECORD	PCT. RANK	GAMES	SCHEDULE	OF SCHEDULE	RPI	RPI	RPI	RPI
DIV. I ONLY	8- 12	227	5- 5	317	219	259	259	26	26	
DIV. I NON-CONF.	1- 7	310	0- 0	95	123	275	275	25	25	

TOTALS	RPI 1-25	RPI 26-50	W-L RECORDS	RPI 51-100	RPI 101-999	RPI 201+				
8- 12	0- 2	0- 0	OVERALL	0- 0	8- 10	8- 4				
3- 5	0- 0	0- 0	HOME	0- 0	3- 5	3- 4				
5- 7	0- 2	0- 0	AWAY	0- 0	5- 5	5- 0				
0- 0	0- 0	0- 0	NEUTRAL	0- 0	0- 0	0- 0				
1- 7	0- 2	0- 0	NON-CONFERENCE	0- 0	1- 5	1- 1				
1- 2	0- 0	0- 0	HOME	0- 0	1- 2	1- 1				
0- 5	0- 2	0- 0	AWAY	0- 0	0- 3	0- 0				
0- 0	0- 0	0- 0	NEUTRAL	0- 0	0- 0	0- 0				
7- 5	0- 0	0- 0	CONFERENCE	0- 0	7- 5	7- 3				
2- 3	0- 0	0- 0	HOME	0- 0	2- 3	2- 3				
5- 2	0- 0	0- 0	AWAY	0- 0	5- 2	5- 0				
0- 0	0- 0	0- 0	NEUTRAL	0- 0	0- 0	0- 0				

RPI 1-25				RPI 26-50				RPI 51-100				RPI 101+ Team's RPI: 259			
RPI	S	Opponent	Score	RPI	S	Opponent	Score	RPI	S	Opponent	Score	RPI	S	Opponent	Score
8	A	Baylor	34 95									101	H	Tulane	66 70
9	A	Texas	34 100									110	A	Lamar University	58 83
												133	A	SFA	58 73
												157	A	Louisiana Tech	62 78
												162	A	Louisiana	86 98
												192	A	SMU	59 65
												214	H	Abilene Christian	75 80
												226	H	New Orleans	64 77
												234	H	Grambling	60 75
												250	H	Nicholls St.	54 61
												292	A	Southeastern La.	77 65
												292	H	Southeastern La.	69 47
												311	A	Northwestern St.	60 44
												311	H	Northwestern St.	72 67
												314	A	Incarinate Word	66 57
												322	A	Houston Baptist	86 74
												330	A	Sam Houston St.	66 63
												337	H	La.-Monroe	65 61
LAST 12 Division I GAMES:															
292	H	Southeastern La.	69 47	292	A	Southeastern La.	77 65								
133	A	SFA	58 73	250	H	Nicholls St.	54 61								
311	A	Northwestern St.	60 44	226	H	New Orleans	64 77								
330	A	Sam Houston St.	66 63	214	H	Abilene Christian	75 80								
110	A	Lamar University	58 83	311	H	Northwestern St.	72 67								
322	A	Houston Baptist	86 74	314	A	Incarinate Word	66 57								

Non-Div I Games: LSU-Alexandria 73 53 Louisiana Col. 84 46 Southern-N. O. 76 61

McNeese

Average RPI Win:	208	WON-LOST	WINNING	LAST 10	STRENGTH OF	OPP. STRENGTH	TEAM	ADJ.	CONF.	ADJ CONF.
Average RPI Loss:	98	RECORD	PCT. RANK	GAMES	SCHEDULE	OF SCHEDULE	RPI	RPI	RPI	RPI
DIV. I ONLY	7- 17	278	2- 8	45	86	190	190	8	8	
DIV. I NON-CONF.	5- 8	220	1- 0	90	156	210	210	7	7	

TOTALS	RPI 1-25	RPI 26-50	W-L RECORDS	RPI 51-100	RPI 101-999	RPI 201+				
7- 17	0- 4	0- 2	OVERALL	1- 2	6- 9	4- 1				
5- 7	0- 1	0- 1	HOME	1- 1	4- 4	4- 1				
2- 7	0- 1	0- 1	AWAY	0- 1	2- 4	0- 0				
0- 3	0- 2	0- 0	NEUTRAL	0- 0	0- 1	0- 0				
5- 8	0- 2	0- 0	NON-CONFERENCE	1- 1	4- 5	3- 1				
4- 3	0- 0	0- 0	HOME	1- 1	3- 2	3- 1				
1- 2	0- 0	0- 0	AWAY	0- 0	1- 2	0- 0				
0- 3	0- 2	0- 0	NEUTRAL	0- 0	0- 1	0- 0				
2- 9	0- 2	0- 2	CONFERENCE	0- 1	2- 4	1- 0				
1- 4	0- 1	0- 1	HOME	0- 0	1- 2	1- 0				
1- 5	0- 1	0- 1	AWAY	0- 1	1- 2	0- 0				
0- 0	0- 0	0- 0	NEUTRAL	0- 0	0- 0	0- 0				

RPI 1-25				RPI 26-50				RPI 51-100				RPI 101+ Team's RPI: 190			
RPI	S	Opponent	Score	RPI	S	Opponent	Score	RPI	S	Opponent	Score	RPI	S	Opponent	Score
2	A	UConn	49 97	27	H	South Fla.	62 81	60	A	Houston	55 66	113	A	Little Rock	57 86
2	H	UConn	36 93	43	A	UCF	41 61	68	H	IUPUI	57 80	121	A	Vanderbilt	71 60
6	N	Ohio St.	69 100					81	H	UAB	64 62	134	A	Cincinnati	53 64
24	N	DePaul	67 81									145	N	Kent St.	55 70
												155	A	Wichita St.	61 69
												155	H	Wichita St.	64 77
												157	A	Louisiana Tech	40 65
												164	H	Southern Ill.	56 68
												168	A	Tulsa	69 48
												192	H	SMU	35 53
												208	H	East Carolina	72 36
												213	H	Illinois	47 63
												234	H	Grambling	57 48
												308	H	Jackson St.	64 53
												333	H	Tennessee St.	79 75
LAST 12 Division I GAMES:															
192	H	SMU	35 53	27	H	South Fla.	62 81	168	A	Tulsa	69 48				
60	A	Houston	55 66	43	A	UCF	41 61	155	A	Wichita St.	61 69				
155	H	Wichita St.	64 77	208	H	East Carolina	72 36	2	A	UConn	49 97				
2	H	UConn	36 93	134	A	Cincinnati	53 64	234	H	Grambling	57 48				

Non-Div I Games:

Memphis

Average RPI	Win:	210	WON-LOST	WINNING	LAST 10	STRENGTH OF	OPP. STRENGTH	TEAM	ADJ.	CONF.	ADJ CONF.
Average RPI	Loss:	36	RECORD	PCT. RANK	GAMES	SCHEDULE	OF SCHEDULE	RPI	RPI	RPI	RPI
DIV. I ONLY		23- 2		5	10- 0	234	158	56	56	17	17
DIV. I NON-CONF.		13- 2		20	2- 0	239	162	66	66	16	16

TOTALS	RPI 1-25		RPI 26-50		W-L RECORDS	RPI 51-100		RPI 101-999		RPI 201+	
23- 2	0- 1		1- 1		OVERALL	2- 0		20- 0		12- 0	
11- 1	0- 1		0- 0		HOME	1- 0		10- 0		7- 0	
11- 0	0- 0		1- 0		AWAY	1- 0		9- 0		4- 0	
1- 1	0- 0		0- 1		NEUTRAL	0- 0		1- 0		1- 0	
13- 2	0- 1		1- 1		NON-CONFERENCE	1- 0		11- 0		8- 0	
6- 1	0- 1		0- 0		HOME	1- 0		5- 0		4- 0	
6- 0	0- 0		1- 0		AWAY	0- 0		5- 0		3- 0	
1- 1	0- 0		0- 1		NEUTRAL	0- 0		1- 0		1- 0	
10- 0	0- 0		0- 0		CONFERENCE	1- 0		9- 0		4- 0	
5- 0	0- 0		0- 0		HOME	0- 0		5- 0		3- 0	
5- 0	0- 0		0- 0		AWAY	1- 0		4- 0		1- 0	
0- 0	0- 0		0- 0		NEUTRAL	0- 0		0- 0		0- 0	

RPI	S	Opponent	Score	RPI	S	Opponent	Score	RPI	S	Opponent	Score	RPI	S	Opponent	Score
22	H	Georgia	54 72	43	A	UCF	73 64	95	H	George Washington	61 44	104	A	North Carolina	97 86
				49	N	Western Ky.	62 67	100	A	Chattanooga	71 50	123	A	ETSU	85 65

Team's RPI: 56															
LAST 12 Division I GAMES:															
159	H	Samford	48 45	220	H	UNCG	80 57	159	A	Samford	73 59	188	A	Furman	86 64
301	H	Wofford	80 39	188	A	Furman	86 64	301	A	Wofford	71 46	186	A	Charlotte	90 74
188	H	Furman	65 53	100	A	Chattanooga	71 50	186	A	Charlotte	90 74	188	H	Furman	65 53
100	A	Chattanooga	71 50	123	A	ETSU	85 65	104	A	North Carolina	97 86	215	A	Fla. Atlantic	66 55
123	A	ETSU	85 65	312	H	Western Caro.	72 50					220	H	UNCG	80 57
312	H	Western Caro.	72 50									229	A	UNC Asheville	67 56
												237	H	Howard	70 44
												249	A	Campbell	58 57
												285	N	VCU	70 54
												301	A	Wofford	71 46
												301	H	Wofford	80 39
												312	H	Western Caro.	72 50
												317	H	South Carolina St.	74 53
												323	H	Ga. Southern	72 45
												341	H	Winthrop	93 45

Non-Div I Games:

Mercer

Average RPI	Win:	198	WON-LOST	WINNING	LAST 10	STRENGTH OF	OPP. STRENGTH	TEAM	ADJ.	CONF.	ADJ CONF.
Average RPI	Loss:	85	RECORD	PCT. RANK	GAMES	SCHEDULE	OF SCHEDULE	RPI	RPI	RPI	RPI
DIV. I ONLY		15- 9		101	6- 4	113	138	90	90	7	7
DIV. I NON-CONF.		8- 3		65	0- 0	253	318	99	99	8	8

TOTALS	RPI 1-25		RPI 26-50		W-L RECORDS	RPI 51-100		RPI 101-999		RPI 201+	
15- 9	0- 2		0- 3		OVERALL	3- 0		12- 4		9- 1	
9- 3	0- 1		0- 1		HOME	2- 0		7- 1		6- 1	
5- 6	0- 1		0- 2		AWAY	1- 0		4- 3		3- 0	
1- 0	0- 0		0- 0		NEUTRAL	0- 0		1- 0		0- 0	
8- 3	0- 0		0- 1		NON-CONFERENCE	1- 0		7- 2		6- 0	
5- 0	0- 0		0- 0		HOME	0- 0		5- 0		5- 0	
2- 3	0- 0		0- 1		AWAY	1- 0		1- 2		1- 0	
1- 0	0- 0		0- 0		NEUTRAL	0- 0		1- 0		0- 0	
7- 6	0- 2		0- 2		CONFERENCE	2- 0		5- 2		3- 1	
4- 3	0- 1		0- 1		HOME	2- 0		2- 1		1- 1	
3- 3	0- 1		0- 1		AWAY	0- 0		3- 1		2- 0	
0- 0	0- 0		0- 0		NEUTRAL	0- 0		0- 0		0- 0	

RPI 1-25				RPI 26-50				RPI 51-100				Team's RPI: 90				RPI 101+			
RPI	S	Opponent	Score	RPI	S	Opponent	Score	RPI	S	Opponent	Score	RPI	S	Opponent	Score	RPI	S	Opponent	Score
21	A	Buffalo	67 72	28	H	Central Mich.	66 84	64	H	Toledo	67 58	109	A	Western Mich.	70 81				
21	H	Buffalo	49 64	41	A	Ball St.	61 86	68	A	IUPUI	96 83	124	A	Northern Ill.	77 62				
				42	A	Purdue	66 75	76	H	Ohio	64 55	124	H	Northern Ill.	67 65				
												134	A	Cincinnati	62 73				
												147	A	Loyola Marymount	71 84				
												181	N	Denver	69 52				
												203	A	Bowling Green	66 62				
												210	H	Jacksonville St.	58 55				
												211	H	Akron	75 67				
												222	A	Eastern Mich.	73 69				
												222	H	Eastern Mich.	59 74				
												263	A	Indiana St.	68 56				
												279	H	Valparaiso	77 68				
												286	H	Cani si us	72 47				
												316	H	Detroit Mercy	91 64				
												342	H	Florida A&M	73 33				

LAST 12 Division I GAMES:																			
21	H	Buffalo	49 64	109	A	Western Mich.	70 81												
64	H	Toledo	67 58	211	H	Akron	75 67												
203	A	Bowling Green	66 62	222	H	Eastern Mich.	59 74												
124	A	Northern Ill.	77 62	21	A	Buffalo	67 72												
76	H	Ohio	64 55	28	H	Central Mich.	66 84												
222	A	Eastern Mich.	73 69	41	A	Ball St.	61 86												

Non-Div I Games:

Mi ami (OH)

Mi chi gan					Through Games Of Feb. 11, 2018						
Average RPI	Win:	160	WON-LOST	WINNING	LAST 10	STRENGTH OF	OPP. STRENGTH	TEAM	ADJ.	CONF.	ADJ CONF.
Average RPI	Loss:	21	RECORD	PCT. RANK	GAMES	SCHEDULE	OF SCHEDULE	RPI	RPI	RPI	RPI
DIV. I ONLY	20- 7	51	7- 3	84	18	44	44	3	3		
DIV. I NON-CONF.	11- 2	22	0- 0	162	66	45	45	4	4		

TOTALS		RPI 1-25		RPI 26-50		W-L RECORDS		RPI 51-100		RPI 101-999	
20- 7		1- 5		1- 1		OVERALL		6- 1		12- 0	
13- 3		0- 2		1- 1		HOME		4- 0		8- 0	
7- 4		1- 3		0- 0		AWAY		2- 1		4- 0	
0- 0		0- 0		0- 0		NEUTRAL		0- 0		0- 0	
11- 2		0- 2		1- 0		NON-CONFERENCE		2- 0		8- 0	
8- 1		0- 1		1- 0		HOME		1- 0		6- 0	
3- 1		0- 1		0- 0		AWAY		1- 0		2- 0	
0- 0		0- 0		0- 0		NEUTRAL		0- 0		0- 0	
9- 5		1- 3		0- 1		CONFERENCE		4- 1		4- 0	
5- 2		0- 1		0- 1		HOME		3- 0		2- 0	
4- 3		1- 2		0- 0		AWAY		1- 1		2- 0	
0- 0		0- 0		0- 0		NEUTRAL		0- 0		0- 0	

RPI 1-25				RPI 26-50		Team's RPI: 44		RPI 51-100		RPI 101+	
RPI	S	Opponent	Score	RPI	S	Opponent	Score	RPI	S	Opponent	Score
1	H	Notre Dame	63 83	32	H	Marquette	82 76	52	A	Mi chi gan St.	61 66
4	A	Loui sville	49 74	42	H	Purdue	79 81	52	H	Mi chi gan St.	74 48
6	A	Ohio St.	84 75					63	A	Nebraska	69 64
6	H	Ohio St.	71 78					74	H	I ndi ana	84 79
20	A	Iowa	72 82					76	A	Ohi o	74 61
25	A	Rutgers	56 63					83	H	Penn St.	89 69
								88	H	Li berty	74 50

LAST 12 Di vi si on I GAMES:											
52	A	Mi chi gan St.	61 66	213	H	I l l i n o i s	86 42				
184	H	Northwestern	84 63	6	A	Ohi o St.	84 75				
25	A	Rutgers	56 63	63	A	Nebraska	69 64				
42	H	Purdue	79 81	74	H	I ndi ana	84 79				
184	A	Northwestern	80 59	6	H	Ohi o St.	71 78				
52	H	Mi chi gan St.	74 48	185	A	Wi sconsi n	80 57				

Non-Div I Games:

Michigan

Average RPI Win:	163	WON-LOST	WINNING	LAST 10	STRENGTH OF	OPP. STRENGTH	TEAM	ADJ.	CONF.	ADJ CONF.
Average RPI Loss:	33	RECORD	PCT. RANK	GAMES	SCHEDULE	OF SCHEDULE	RPI	RPI	RPI	RPI

DIV. I ONLY	15- 11	130	3- 7	21	33	52	52	3	3
DIV. I NON-CONF.	10- 3	52	0- 0	91	61	39	39	4	4
TOTALS	RPI 1-25	RPI 26-50	W-L RECORDS	RPI 51-100	RPI 101-999	RPI 201+			
15- 11	1- 6	2- 3	OVERALL	2- 2	10- 0	6- 0			
8- 4	0- 3	1- 0	HOME	1- 1	6- 0	3- 0			
5- 6	1- 2	0- 3	AWAY	1- 1	3- 0	2- 0			
2- 1	0- 1	1- 0	NEUTRAL	0- 0	1- 0	1- 0			
10- 3	0- 2	1- 1	NON-CONFERENCE	1- 0	8- 0	5- 0			
6- 0	0- 0	0- 0	HOME	1- 0	5- 0	3- 0			
2- 2	0- 1	0- 1	AWAY	0- 0	2- 0	1- 0			
2- 1	0- 1	1- 0	NEUTRAL	0- 0	1- 0	1- 0			
5- 8	1- 4	1- 2	CONFERENCE	1- 2	2- 0	1- 0			
2- 4	0- 3	1- 0	HOME	0- 1	1- 0	0- 0			
3- 4	1- 1	0- 2	AWAY	1- 1	1- 0	1- 0			
0- 0	0- 0	0- 0	NEUTRAL	0- 0	0- 0	0- 0			

RPI	S	Opponent	Score	RPI	S	Opponent	Score	RPI	S	Opponent	Score	RPI	S	Opponent	Score
1	A	Notre Dame	59 90	27	N	South Fla.	83 73	55	H	Qui nni pi ac	74 55	109	H	Western Mi ch.	65 62
2	N	UConn	62 96	44	A	Mi chi gan	48 74	74	A	Indi ana	68 46	123	A	ETSU	83 74
6	A	Ohio St.	62 78	44	H	Mi chi gan	66 61	74	H	Indi ana	65 69	137	H	Robert Morris	100 58
13	A	Maryl and	82 68	46	A	Mi nnesota	77 83	83	A	Penn St.	59 74	184	H	Northwestern	81 51
13	H	Maryl and	68 76	48	A	Mi ami (FL)	57 67					213	A	Illinoi s	67 55
20	H	Iowa	68 71									219	H	Oakl and	95 63
25	H	Rutgers	58 61									255	H	Col. of Charleston	107 43
												316	A	Detroit Mercy	97 60
												332	H	Rhode Isl and	82 38
												338	N	Mi ssi ssi ppi Val .	83 64
LAST 12 Di vi si on I GAMES:															
44	H	Mi chi gan	66 61	74	H	Indi ana	65 69								
13	H	Maryl and	68 76	213	A	Illinoi s	67 55								
83	A	Penn St.	59 74	13	A	Maryl and	82 68								
20	H	Iowa	68 71	46	A	Mi nnesota	77 83								
6	A	Ohio St.	62 78	184	H	Northwestern	81 51								
44	A	Mi chi gan	48 74	25	H	Rutgers	58 61								

Non-Di v I Games:

Michigan St.

Average RPI Win:	230	WON-LOST	WINNING	LAST 10	STRENGTH OF	OPP. STRENGTH	TEAM	ADJ.	CONF.	ADJ CONF.
Average RPI Loss:	93	RECORD	PCT. RANK	GAMES	SCHEDULE	OF SCHEDULE	RPI	RPI	RPI	RPI
DIV. I ONLY	15- 9	101	7- 3	194	121	114	114	18	18	
DIV. I NON-CONF.	8- 5	111	1- 0	242	43	115	115	20	20	

TOTALS	RPI 1-25	RPI 26-50	W-L RECORDS	RPI 51-100	RPI 101-999	RPI 201+				
15- 9	0- 1	0- 1	OVERALL	1- 3	14- 4	10- 0				
7- 3	0- 0	0- 0	HOME	1- 1	6- 2	4- 0				
7- 5	0- 1	0- 1	AWAY	0- 1	7- 2	5- 0				
1- 1	0- 0	0- 0	NEUTRAL	0- 1	1- 0	1- 0				
8- 5	0- 1	0- 0	NON-CONFERENCE	1- 2	7- 2	5- 0				
5- 0	0- 0	0- 0	HOME	1- 0	4- 0	3- 0				
2- 4	0- 1	0- 0	AWAY	0- 1	2- 2	1- 0				
1- 1	0- 0	0- 0	NEUTRAL	0- 1	1- 0	1- 0				
7- 4	0- 0	0- 1	CONFERENCE	0- 1	7- 2	5- 0				
2- 3	0- 0	0- 0	HOME	0- 1	2- 2	1- 0				
5- 1	0- 0	0- 1	AWAY	0- 0	5- 0	4- 0				
0- 0	0- 0	0- 0	NEUTRAL	0- 0	0- 0	0- 0				

RPI 1-25				RPI 26-50				RPI 51-100				RPI 101+				Team's RPI: 114
RPI	S	Opponent	Score	RPI	S	Opponent	Score	RPI	S	Opponent	Score	RPI	S	Opponent	Score	
4	A	Louisville	26 80	49	A	Western Ky.	43 57	51	N	Southern California	57 72	101	A	Tulane	44 62	
								65	A	Georgia Tech	45 48	121	A	Vanderbilt	65 54	
								81	H	UAB	51 59	131	A	Ole Miss	56 65	
								97	H	Kentucky	62 57	135	A	UTEP	54 45	
												157	H	Louisiana Tech	49 66	
												167	H	Troy	73 57	
												186	H	Charlotte	64 45	
												196	H	Southern Miss.	53 61	
												215	A	Fla. Atlantic	69 65	
												223	H	North Texas	56 48	
												229	A	UNC Asheville	72 57	
												261	H	Lipscomb	72 48	
												286	N	Canisius	55 45	
												295	A	UTSA	62 47	
												298	H	Coppin St.	69 39	
												299	H	Tennessee Tech	58 44	
												303	A	FIU	63 59	
												334	A	Marshall	73 57	

LAST 12 Division I GAMES:																
303	A	FIU	63 59	223	H	North Texas	56 48	135	A	UTEP	54 45	295	A	UTSA	62 47	
215	A	Fla. Atlantic	69 65	81	H	UAB	51 59	49	A	Western Ky.	43 57	97	H	Kentucky	62 57	
157	H	Louisiana Tech	49 66													
186	H	Charlotte	64 45													
334	A	Marshall	73 57													
196	H	Southern Miss.	53 61													

Non-Div I Games:

Middle Tenn.

Average RPI Win:	237	WON-LOST	WINNING	LAST 10	STRENGTH OF	OPP. STRENGTH	TEAM	ADJ.	CONF.	ADJ CONF.
Average RPI Loss:	77	RECORD	PCT. RANK	GAMES	SCHEDULE	OF SCHEDULE	RPI	RPI	RPI	RPI
DIV. I ONLY	17- 8	71	7- 3	216	151	112	112	11	11	
DIV. I NON-CONF.	9- 3	61	0- 0	285	169	118	118	14	14	

TOTALS	RPI 1-25	RPI 26-50	W-L RECORDS	RPI 51-100	RPI 101-999	RPI 201+				
17- 8	0- 2	0- 1	OVERALL	1- 4	16- 1	10- 1				
7- 4	0- 1	0- 1	HOME	1- 1	6- 1	4- 1				
9- 3	0- 1	0- 0	AWAY	0- 2	9- 0	6- 0				
1- 1	0- 0	0- 0	NEUTRAL	0- 1	1- 0	0- 0				
9- 3	0- 0	0- 1	NON-CONFERENCE	0- 2	9- 0	5- 0				
3- 1	0- 0	0- 1	HOME	0- 0	3- 0	3- 0				
5- 1	0- 0	0- 0	AWAY	0- 1	5- 0	2- 0				
1- 1	0- 0	0- 0	NEUTRAL	0- 1	1- 0	0- 0				
8- 5	0- 2	0- 0	CONFERENCE	1- 2	7- 1	5- 1				
4- 3	0- 1	0- 0	HOME	1- 1	3- 1	1- 1				
4- 2	0- 1	0- 0	AWAY	0- 1	4- 0	4- 0				
0- 0	0- 0	0- 0	NEUTRAL	0- 0	0- 0	0- 0				

RPI 1-25				RPI 26-50				RPI 51-100				RPI 101+ Team's RPI: 112			
RPI	S	Opponent	Score	RPI	S	Opponent	Score	RPI	S	Opponent	Score	RPI	S	Opponent	Score
12	A	Green Bay	29 52	32	H	Marquette	68 83	60	N	Houston	59 74	105	A	Western Ill.	77 67
12	H	Green Bay	36 65					68	H	IUPUI	68 70	129	H	Cleveland St.	79 72
								85	A	Drake	73 77	184	A	Northwestern	66 57
								99	A	Wright St.	51 56	185	A	Wisconsin	67 64
								99	H	Wright St.	59 53	193	H	Youngstown St.	62 61
												201	N	CSUN	58 50
												219	A	Oakland	74 62
												244	A	Northern Ky.	52 49
												244	H	Northern Ky.	57 60
												254	H	Illinois St.	61 59
												282	H	North Dakota St.	74 38
												307	H	Loyola Chicago	63 41
												316	A	Detroit Mercy	70 61
												320	A	Fort Wayne	60 48
												326	A	Ill.-Chicago	76 53
												326	H	Ill.-Chicago	59 44
												339	A	Chicago St.	84 59

LAST 12 Division I GAMES:															
12	H	Green Bay	36 65	219	A	Oakland	74 62	326	A	Ill.-Chicago	76 53				
244	H	Northern Ky.	57 60	193	H	Youngstown St.	62 61	129	H	Cleveland St.	79 72				
99	H	Wright St.	59 53	12	A	Green Bay	29 52	99	A	Wright St.	51 56				
326	H	Ill.-Chicago	59 44												
68	H	IUPUI	68 70												
316	A	Detroit Mercy	70 61												

Non-Div I Games:

Milwaukee

Average RPI	Win:	156	WON-LOST	WINNING	LAST 10	STRENGTH OF	OPP. STRENGTH	TEAM	ADJ.	CONF.	ADJ CONF.
Average RPI	Loss:	70	RECORD	PCT. RANK	GAMES	SCHEDULE	OF SCHEDULE	RPI	RPI	RPI	RPI
DIV. I ONLY		19- 6	45	7- 3	134	35	46	46	3	3	
DIV. I NON-CONF.		11- 2	22	0- 0	295	92	76	76	4	4	

TOTALS	RPI 1-25		RPI 26-50		W-L RECORDS		RPI 51-100		RPI 101-999		RPI 201+
19- 6	1- 3		1- 0		OVERALL		4- 1		13- 2		6- 1
11- 1	1- 0		0- 0		HOME		2- 1		8- 0		5- 0
7- 5	0- 3		1- 0		AWAY		2- 0		4- 2		1- 1
1- 0	0- 0		0- 0		NEUTRAL		0- 0		1- 0		0- 0
11- 2	0- 0		0- 0		NON-CONFERENCE		1- 0		10- 2		6- 1
7- 0	0- 0		0- 0		HOME		0- 0		7- 0		5- 0
3- 2	0- 0		0- 0		AWAY		1- 0		2- 2		1- 1
1- 0	0- 0		0- 0		NEUTRAL		0- 0		1- 0		0- 0
8- 4	1- 3		1- 0		CONFERENCE		3- 1		3- 0		0- 0
4- 1	1- 0		0- 0		HOME		2- 1		1- 0		0- 0
4- 3	0- 3		1- 0		AWAY		1- 0		2- 0		0- 0
0- 0	0- 0		0- 0		NEUTRAL		0- 0		0- 0		0- 0

RPI	S	Opponent	Score	RPI	S	Opponent	Score	Team's RPI: 46	RPI	S	Opponent	Score	RPI	S	Opponent	Score
6	A	Ohio St.	75 91	42	A	Purdue	78 74		52	H	Michigan St.	83 77	104	A	North Carolina	83 88
20	A	Iowa	84 92						63	H	Nebraska	74 79	106	N	Wake Forest	93 81
20	H	Iowa	77 72						83	A	Penn St.	91 71	132	A	Georgetown	73 63
25	A	Rutgers	70 80						83	H	Penn St.	101 68	152	H	Cal Poly	112 68
									89	A	UNLV	79 72	161	H	Lehigh	107 73
													184	A	Northwestern	90 63
													185	A	Wisconsin	71 61
													185	H	Wisconsin	90 65
													202	A	San Diego	69 72
													206	H	Boston College	78 68
													212	H	Xavier	74 62
													222	H	Eastern Mich.	80 56
													232	H	UC Riverside	101 75
													285	H	VCU	108 63
													332	A	Rhode Island	82 60

LAST 12 Division I GAMES:																
83	H	Penn St.	101 68	25	A	Rutgers	70 80		52	H	Michigan St.	83 77				
42	A	Purdue	78 74	83	A	Penn St.	91 71		6	A	Ohio St.	75 91				
20	A	Iowa	84 92	63	H	Nebraska	74 79		6	A	Ohio St.	75 91				
185	A	Wisconsin	71 61	184	A	Northwestern	90 63									
20	H	Iowa	77 72													
185	H	Wisconsin	90 65													

Non-Div I Games:

Minnesota

Average RPI	Win:	101	WON-LOST	WINNING	LAST 10	STRENGTH OF	OPP. STRENGTH	TEAM	ADJ.	CONF.	ADJ CONF.
Average RPI	Loss:	0	RECORD	PCT. RANK	GAMES	SCHEDULE	OF SCHEDULE	RPI	RPI	RPI	RPI
DIV. I ONLY		26- 0	1	10- 0	14	30	3	3	2	2	
DIV. I NON-CONF.		14- 0	1	0- 0	35	40	4	4	2	2	

TOTALS	RPI 1-25		RPI 26-50		W-L RECORDS	RPI 51-100		RPI 101-999		RPI 201+	
26- 0	6- 0		5- 0		OVERALL	5- 0		10- 0		3- 0	
14- 0	2- 0		2- 0		HOME	4- 0		6- 0		2- 0	
7- 0	3- 0		1- 0		AWAY	1- 0		2- 0		0- 0	
5- 0	1- 0		2- 0		NEUTRAL	0- 0		2- 0		1- 0	
14- 0	2- 0		4- 0		NON-CONFERENCE	2- 0		6- 0		3- 0	
8- 0	1- 0		2- 0		HOME	1- 0		4- 0		2- 0	
1- 0	0- 0		0- 0		AWAY	1- 0		0- 0		0- 0	
5- 0	1- 0		2- 0		NEUTRAL	0- 0		2- 0		1- 0	
12- 0	4- 0		1- 0		CONFERENCE	3- 0		4- 0		0- 0	
6- 0	1- 0		0- 0		HOME	3- 0		2- 0		0- 0	
6- 0	3- 0		1- 0		AWAY	0- 0		2- 0		0- 0	
0- 0	0- 0		0- 0		NEUTRAL	0- 0		0- 0		0- 0	

RPI	S	Opponent	Score	RPI	S	Opponent	Score	RPI	S	Opponent	Score	RPI	S	Opponent	Score
7	A	Tennessee	71 52	26	A	LSU	83 70	79	H	Maine	83 43	113	H	Little Rock	86 48
11	H	Oregon	90 79	29	H	Virginia	68 53	89	A	UNLV	103 63	131	A	Ole Miss	69 49
12	N	Green Bay	67 46	33	N	Arizona St.	65 57	93	H	Arkansas	111 69	131	H	Ole Miss	76 45
16	A	Missouri	57 53	36	N	Syracuse	76 65	94	H	Alabama	75 61	162	N	Louisiana	94 37
19	H	South Carolina	67 53	45	H	Oklahoma St.	79 76	97	H	Kentucky	74 55	163	A	Florida	98 50
22	A	Georgia	86 62									163	H	Florida	90 53
												196	H	Southern Miss.	91 56
												209	N	Columbia	90 54
												319	H	Georgia St.	106 50
												338	H	Mississippi Val.	112 36

LAST 12 Division I GAMES:															
97	H	Kentucky	74 55	7	A	Tennessee	71 52	94	H	Alabama	75 61	131	H	Ole Miss	76 45
163	A	Florida	98 50	26	A	LSU	83 70	93	H	Arkansas	111 69	162	N	Louisiana	94 37
19	H	South Carolina	67 53	36	N	Syracuse	76 65	97	H	Kentucky	74 55	163	A	Florida	98 50
16	A	Missouri	57 53									163	H	Florida	90 53
131	A	Ole Miss	69 49									196	H	Southern Miss.	91 56
163	H	Florida	90 53									209	N	Columbia	90 54

Non-Div I Games:

Mississippi St.

Average RPI	Win:	304	WON-LOST	WINNING	LAST 10	STRENGTH OF	OPP. STRENGTH	TEAM	ADJ.	CONF.	ADJ CONF.
Average RPI	Loss:	208	RECORD	PCT. RANK	GAMES	SCHEDULE	OF SCHEDULE	RPI	RPI	RPI	RPI
DIV. I ONLY	2- 22	341	2- 8	265	331	338	338	32	32		
DIV. I NON-CONF.	0- 12	337	0- 0	73	174	296	296	32	32		

TOTALS	RPI 1-25	RPI 26-50	W-L RECORDS	RPI 51-100	RPI 101-999	RPI 201+					
2- 22	0- 1	0- 2	OVERALL	0- 3	2- 16	2- 13					
1- 7	0- 0	0- 0	HOME	0- 0	1- 7	1- 6					
1- 10	0- 0	0- 0	AWAY	0- 0	1- 0	1- 0					
0- 5	0- 0	0- 1	NEUTRAL	0- 2	0- 2	0- 2					
0- 12	0- 1	0- 2	NON-CONFERENCE	0- 3	0- 6	0- 4					
0- 1	0- 0	0- 0	HOME	0- 0	0- 1	0- 1					
0- 6	0- 1	0- 1	AWAY	0- 1	0- 3	0- 1					
0- 5	0- 0	0- 1	NEUTRAL	0- 2	0- 2	0- 2					
2- 10	0- 0	0- 0	CONFERENCE	0- 0	2- 10	2- 9					
1- 6	0- 0	0- 0	HOME	0- 0	1- 6	1- 5					
1- 4	0- 0	0- 0	AWAY	0- 0	1- 4	1- 4					
0- 0	0- 0	0- 0	NEUTRAL	0- 0	0- 0	0- 0					

RPI 1-25				RPI 26-50				RPI 51-100				RPI 101+				Team's RPI: 338	
RPI	S	Opponent	Score	RPI	S	Opponent	Score	RPI	S	Opponent	Score	RPI	S	Opponent	Score		
3	A	Mississippi St.	36 112	39	N	Dayton	46 65	52	N	Michigan St.	64 83	142	A	Colorado	48 85		
				49	A	Western Ky.	48 87	81	A	UAB	72 87	176	H	Southern U.	54 70		
								85	N	Drake	60 96	196	A	Southern Miss.	69 84		
												234	H	Grambling	62 64		
												245	A	Texas Southern	39 55		
												250	H	Nicholls St.	57 62		
												270	A	Prairie View	73 78		
												283	N	Massachusetts	46 85		
												293	A	Murray St.	63 64		
												295	N	UTSA	55 68		
												300	A	Alcorn	62 61		
												300	H	Alcorn	70 76		
												304	A	Alabama St.	41 76		
												304	H	Alabama St.	62 70		
												308	H	Jackson St.	72 61		
												315	A	Alabama A&M	48 65		
												315	H	Alabama A&M	49 57		
												336	H	Ark. -Pine Bluff	59 64		
LAST 12 Division I GAMES:																	
300	A	Alcorn	62 61	245	A	Texas Southern	39 55										
315	H	Alabama A&M	49 57	176	H	Southern U.	54 70										
304	H	Alabama St.	62 70	300	H	Alcorn	70 76										
234	H	Grambling	62 64	315	A	Alabama A&M	48 65										
308	H	Jackson St.	72 61	304	A	Alabama St.	41 76										
270	A	Prairie View	73 78	336	H	Ark. -Pine Bluff	59 64										

Non-Div I Games:

Mississippi Val.

M
i
s
s
o
u
r
i

Missouri				Through Games Of Feb. 11, 2018							
Average RPI Win: 124		WON-LOST RECORD	WINNING PCT. RANK	LAST 10 GAMES	STRENGTH OF SCHEDULE	OPP. STRENGTH OF SCHEDULE	TEAM RPI	ADJ. RPI	CONF. RPI	ADJ CONF. RPI	
Average RPI Loss: 24											
DIV. I ONLY		19- 5	36	6- 4	31	28	16	16	2	2	
DIV. I NON-CONF.		12- 1	6	1- 0	80	49	14	14	2	2	

TOTALS		RPI 1-25	RPI 26-50		W-L RECORDS		RPI 51-100	RPI 101-999	RPI 201+		
19- 5		1- 3	1- 2		OVERALL		7- 0	10- 0	4- 0		
10- 2		1- 1	0- 1		HOME		4- 0	5- 0	2- 0		
5- 2		0- 2	1- 0		AWAY		1- 0	3- 0	0- 0		
4- 1		0- 0	0- 1		NEUTRAL		2- 0	2- 0	2- 0		
12- 1		0- 0	1- 1		NON-CONFERENCE		4- 0	7- 0	4- 0		
6- 0		0- 0	0- 0		HOME		2- 0	4- 0	2- 0		
2- 0		0- 0	1- 0		AWAY		0- 0	1- 0	0- 0		
4- 1		0- 0	0- 1		NEUTRAL		2- 0	2- 0	2- 0		
7- 4		1- 3	0- 1		CONFERENCE		3- 0	3- 0	0- 0		
4- 2		1- 1	0- 1		HOME		2- 0	1- 0	0- 0		
3- 2		0- 2	0- 0		AWAY		1- 0	2- 0	0- 0		
0- 0		0- 0	0- 0		NEUTRAL		0- 0	0- 0	0- 0		

RPI 1-25		Team's RPI: 16		RPI 26-50			RPI 51-100			RPI 101+	
RPI	S	Opponent	Score	RPI	S	Opponent	Score	RPI	S	Opponent	Score
3	H	Mississippi St.	53 57	26	H	LSU	65 69	55	N	Quinnipiac	66 51
19	A	South Carolina	54 64	34	A	California	55 52	74	N	Indiana	75 55
19	H	South Carolina	83 74	49	N	Western Ky.	76 79	84	H	Kansas St.	73 59
22	A	Georgia	50 62					93	H	Arkansas	88 54
								94	A	Alabama	62 56
								97	H	Kentucky	83 78
								99	H	Wright St.	82 80

LAST 12 Division I GAMES:											
97	H	Kentucky	83 78	131	A	Ole Miss	67 48	103	H	Saint Louis	70 58
163	H	Florida	66 64	121	A	Vanderbilt	81 70	108	A	Missouri St.	69 59
3	H	Mississippi St.	53 57	19	H	South Carolina	83 74	121	A	Vanderbilt	81 70
19	A	South Carolina	54 64	26	H	LSU	65 69	131	A	Ole Miss	67 48
22	A	Georgia	50 62	94	A	Alabama	62 56	140	H	SIUE	78 48
93	H	Arkansas	88 54	213	H	Illinois	72 55	163	H	Florida	66 64
								212	N	Xavier	74 48
								213	H	Illinois	72 55
								226	H	New Orleans	81 45
								298	N	Coppin St.	73 50

M
i
s
s
o
u
r
i

Non-Div I Games:

Missouri

Average RPI Win:	232	WON-LOST	WINNING	LAST 10	STRENGTH OF	OPP. STRENGTH	TEAM	ADJ.	CONF.	ADJ CONF.
Average RPI Loss:	83	RECORD	PCT. RANK	GAMES	SCHEDULE	OF SCHEDULE	RPI	RPI	RPI	RPI
DIV. I ONLY	13- 10	138	8- 2	106	183	108	108	24	24	
DIV. I NON-CONF.	3- 7	254	0- 0	19	41	162	162	22	22	

TOTALS	RPI 1-25	RPI 26-50	W-L RECORDS	RPI 51-100	RPI 101-999	RPI 201+				
13- 10	0- 2	0- 1	OVERALL	0- 4	13- 3	8- 0				
8- 2	0- 1	0- 0	HOME	0- 1	8- 0	4- 0				
5- 6	0- 0	0- 1	AWAY	0- 2	5- 3	4- 0				
0- 2	0- 1	0- 0	NEUTRAL	0- 1	0- 0	0- 0				
3- 7	0- 2	0- 1	NON-CONFERENCE	0- 2	3- 2	0- 0				
3- 1	0- 1	0- 0	HOME	0- 0	3- 0	0- 0				
0- 4	0- 0	0- 1	AWAY	0- 1	0- 2	0- 0				
0- 2	0- 1	0- 0	NEUTRAL	0- 1	0- 0	0- 0				
10- 3	0- 0	0- 0	CONFERENCE	0- 2	10- 1	8- 0				
5- 1	0- 0	0- 0	HOME	0- 1	5- 0	4- 0				
5- 2	0- 0	0- 0	AWAY	0- 1	5- 1	4- 0				
0- 0	0- 0	0- 0	NEUTRAL	0- 0	0- 0	0- 0				

RPI 1-25				RPI 26-50				RPI 51-100				RPI 101+ Team's RPI: 108			
RPI	S	Opponent	Score	RPI	S	Opponent	Score	RPI	S	Opponent	Score	RPI	S	Opponent	Score
8	N	Baylor	58 100	41	A	Bal l St.	58 70	73	N	Penn	60 65	113	A	Little Rock	51 63
16	H	Missouri	59 69					85	A	Drake	65 84	144	A	UNI	57 52
								85	H	Drake	68 80	144	H	UNI	62 52
								94	A	Al abama	61 65	155	A	Wi chi ta St.	58 72
												155	H	Wi chi ta St.	94 71
												164	A	Southern Ill.	69 71
												184	H	Northwestern	90 59
												194	H	Oral Roberts	76 66
												248	A	Bradley	71 65
												248	H	Bradley	74 54
												254	A	Illinois St.	56 50
												254	H	Illinois St.	75 58
												263	A	Indiana St.	77 63
												279	H	Valparaiso	83 60
												307	H	Loyola Chicago	75 36
												348	A	Evansville	95 65

LAST 12 Division I GAMES:															
254	H	Illinois St.	75 58	279	H	Valparaiso	83 60								
248	H	Bradley	74 54	248	A	Bradley	71 65								
85	A	Drake	65 84	254	A	Illinois St.	56 50								
144	A	UNI	57 52	144	H	UNI	62 52								
164	A	Southern Ill.	69 71	85	H	Drake	68 80								
307	H	Loyola Chicago	75 36	348	A	Evansville	95 65								

Non-Div I Games: Central Mo. 62 36

Missouri St.

Average RPI Win: 296	WON-LOST RECORD	WINNING PCT. RANK	LAST 10 GAMES	STRENGTH OF SCHEDULE	OPP. STRENGTH OF SCHEDULE	TEAM RPI	ADJ. RPI	CONF. RPI	ADJ CONF. RPI
Average RPI Loss: 169									
DIV. I ONLY	7- 17	278	4- 6	241	304	297	297	28	28
DIV. I NON-CONF.	2- 9	295	0- 0	63	271	252	252	26	26

TOTALS	RPI 1-25	RPI 26-50	W-L RECORDS	RPI 51-100	RPI 101-999	RPI 201+			
7- 17	0- 0	0- 0	OVERALL	0- 6	7- 11	7- 6			
5- 7	0- 0	0- 0	HOME	0- 4	5- 3	5- 1			
1- 10	0- 0	0- 0	AWAY	0- 2	1- 8	1- 5			
1- 0	0- 0	0- 0	NEUTRAL	0- 0	1- 0	1- 0			
2- 9	0- 0	0- 0	NON-CONFERENCE	0- 5	2- 4	2- 1			
1- 4	0- 0	0- 0	HOME	0- 3	1- 1	1- 0			
0- 5	0- 0	0- 0	AWAY	0- 2	0- 3	0- 1			
1- 0	0- 0	0- 0	NEUTRAL	0- 0	1- 0	1- 0			
5- 8	0- 0	0- 0	CONFERENCE	0- 1	5- 7	5- 5			
4- 3	0- 0	0- 0	HOME	0- 1	4- 2	4- 1			
1- 5	0- 0	0- 0	AWAY	0- 0	1- 5	1- 4			
0- 0	0- 0	0- 0	NEUTRAL	0- 0	0- 0	0- 0			

RPI 1-25				RPI 26-50				RPI 51-100				RPI 101+ Team's RPI: 297			
RPI	S	Opponent	Score	RPI	S	Opponent	Score	RPI	S	Opponent	Score	RPI	S	Opponent	Score
								55	H	Qui nni pi ac	55 76	137	A	Robert Morris	38 56
								66	H	Vi rgi ni a Tech	34 84	141	A	Cl emson	54 57
								80	H	Al bany (NY)	44 68	161	H	Lehi gh	57 75
								82	A	Navy	49 73	170	A	Marist	46 69
								92	A	Jacksonvi lle	65 74	170	H	Marist	57 85
								95	H	George Washi ngton	45 59	207	A	Si ena	41 44
												239	N	North Flori da	67 57
												246	H	Ni agara	65 63
												247	A	Manhattan	53 63
												258	A	Fai rfi el d	55 61
												273	H	Ri der	63 56
												276	A	Fai rlei gh Dicki nson	61 78
												286	H	Cani si us	48 60
												289	H	Sacred Heart	69 64
												340	A	I ona	62 56
												340	H	I ona	68 56
												345	A	Saint Peter's	47 67
												345	H	Saint Peter's	51 44

LAST 12 Di vi si on I GAMES:															
246	H	Ni agara	65 63	340	H	I ona	68 56								
170	H	Marist	57 85	286	H	Cani si us	48 60								
207	A	Si ena	41 44	55	H	Qui nni pi ac	55 76								
273	H	Ri der	63 56	340	A	I ona	62 56								
247	A	Manhattan	53 63	345	H	Saint Peter's	51 44								
345	A	Saint Peter's	47 67	258	A	Fai rfi el d	55 61								

Non-Di v I Games:

Monmouth

Average RPI	Win: 255	WON-LOST	WINNING	LAST 10	STRENGTH OF	OPP. STRENGTH	TEAM	ADJ.	CONF.	ADJ CONF.
Average RPI	Loss: 131	RECORD	PCT. RANK	GAMES	SCHEDULE	OF SCHEDULE	RPI	RPI	RPI	RPI
DIV. I ONLY	11- 12	190	5- 5	290	130	240	240	19	19	
DIV. I NON-CONF.	3- 7	254	0- 0	143	217	272	272	13	13	

TOTALS	RPI 1-25	RPI 26-50	W-L RECORDS	RPI 51-100	RPI 101-999	RPI 201+				
11- 12	0- 0	0- 4	OVERALL	0- 2	11- 6	7- 4				
8- 4	0- 0	0- 2	HOME	0- 1	8- 1	5- 1				
3- 6	0- 0	0- 1	AWAY	0- 1	3- 4	2- 2				
0- 2	0- 0	0- 1	NEUTRAL	0- 0	0- 1	0- 1				
3- 7	0- 0	0- 2	NON-CONFERENCE	0- 2	3- 3	2- 2				
3- 3	0- 0	0- 1	HOME	0- 1	3- 1	2- 1				
0- 2	0- 0	0- 0	AWAY	0- 1	0- 1	0- 0				
0- 2	0- 0	0- 1	NEUTRAL	0- 0	0- 1	0- 1				
8- 5	0- 0	0- 2	CONFERENCE	0- 0	8- 3	5- 2				
5- 1	0- 0	0- 1	HOME	0- 0	5- 0	3- 0				
3- 4	0- 0	0- 1	AWAY	0- 0	3- 3	2- 2				
0- 0	0- 0	0- 0	NEUTRAL	0- 0	0- 0	0- 0				

RPI 1-25				RPI 26-50				RPI 51-100				RPI 101+ Team's RPI: 240			
RPI	S	Opponent	Score	RPI	S	Opponent	Score	RPI	S	Opponent	Score	RPI	S	Opponent	Score
31	A	Northern Colo.	50 68	31	H	Northern Colo.	58 64	70	A	Wyomi ng	62 67	133	H	SFA	60 52
31	H	Northern Colo.	58 64	32	N	Marquette	68 87	97	H	Kentucky	54 71	139	A	Portland St.	53 70
50	H	Gonzaga	55 70									139	H	Portland St.	69 53
												146	A	Fresno St.	58 61
												169	A	North Dakota	54 43
												169	H	North Dakota	53 51
												218	H	Seattle U	64 78
												232	A	Montana St.	64 81
												263	N	Indiana St.	45 57
												268	A	Sacramento St.	64 79
												268	H	Sacramento St.	68 59
												313	H	Cal St. Fullerton	68 47
												318	A	Northern Ariz.	69 52
												318	H	Northern Ariz.	70 62
												324	A	Southern Utah	74 65
												324	H	Southern Utah	81 71
												325	H	Long Beach St.	67 60
LAST 12 Division I GAMES:															
268	A	Sacramento St.	64 79	232	A	Montana St.	64 81								
139	A	Portland St.	53 70	139	H	Portland St.	69 53								
169	H	North Dakota	53 51	268	H	Sacramento St.	68 59								
31	H	Northern Colo.	58 64	31	A	Northern Colo.	50 68								
318	A	Northern Ariz.	69 52	169	A	North Dakota	54 43								
324	A	Southern Utah	74 65	324	H	Southern Utah	81 71								

Non-Div I Games: Rocky Mountain 54 38

Montana

Loss, Non-Conf, S Site, H Home A Away N Neutral

Average RPI Win:	253	WON-LOST	WINNING	LAST 10	STRENGTH OF	OPP. STRENGTH	TEAM	ADJ.	CONF.	ADJ CONF.
Average RPI Loss:	148	RECORD	PCT. RANK	GAMES	SCHEDULE	OF SCHEDULE	RPI	RPI	RPI	RPI
DIV. I ONLY	11- 11	174	5- 5	326	122	232	232	19	19	
DIV. I NON-CONF.	4- 5	202	0- 0	240	225	198	198	13	13	

TOTALS	RPI 1-25	RPI 26-50	W-L RECORDS	RPI 51-100	RPI 101-999	RPI 201+				
11- 11	0- 0	0- 2	OVERALL	1- 1	10- 8	8- 3				
7- 2	0- 0	0- 1	HOME	1- 0	6- 1	4- 0				
3- 8	0- 0	0- 1	AWAY	0- 1	3- 6	3- 3				
1- 1	0- 0	0- 0	NEUTRAL	0- 0	1- 1	1- 0				
4- 5	0- 0	0- 0	NON-CONFERENCE	1- 1	3- 4	2- 2				
2- 0	0- 0	0- 0	HOME	1- 0	1- 0	0- 0				
1- 4	0- 0	0- 0	AWAY	0- 1	1- 3	1- 2				
1- 1	0- 0	0- 0	NEUTRAL	0- 0	1- 1	1- 0				
7- 6	0- 0	0- 2	CONFERENCE	0- 0	7- 4	6- 1				
5- 2	0- 0	0- 1	HOME	0- 0	5- 1	4- 0				
2- 4	0- 0	0- 1	AWAY	0- 0	2- 3	2- 1				
0- 0	0- 0	0- 0	NEUTRAL	0- 0	0- 0	0- 0				

RPI 1-25				RPI 26-50				RPI 51-100				RPI 101+ Team's RPI : 232			
RPI	S	Opponent	Score	RPI	S	Opponent	Score	RPI	S	Opponent	Score	RPI	S	Opponent	Score
31	A	Northern Colo.	69 82	51	A	Southern Cali forni a	47 98	125	A	BYU	54 75				
31	H	Northern Colo.	63 78	70	H	Wyomi ng	50 46	133	H	SFA	59 54				
								139	A	Portland St.	53 62				
								139	H	Portland St.	60 69				
								169	A	North Dakota	70 79				
								169	H	North Dakota	72 56				
								189	N	Nevada	53 67				
								238	A	Omaha	53 64				
								240	H	Montana	81 64				
								253	A	Hawai i	75 81				
								268	A	Sacramento St.	77 88				
								268	H	Sacramento St.	85 50				
								296	N	Utah St.	64 52				
								318	A	Northern Ariz.	78 56				
								318	H	Northern Ariz.	81 39				
								324	A	Southern Utah	63 57				
								324	H	Southern Utah	91 71				
								325	A	Long Beach St.	62 51				
LAST 12 Division I GAMES:															
139	A	Portland St.	53 62	240	H	Montana	81 64								
268	A	Sacramento St.	77 88	268	H	Sacramento St.	85 50								
31	H	Northern Colo.	63 78	139	H	Portland St.	60 69								
169	H	North Dakota	72 56	169	A	North Dakota	70 79								
324	A	Southern Utah	63 57	31	A	Northern Colo.	69 82								
318	A	Northern Ariz.	78 56	318	H	Northern Ariz.	81 39								

Non-Div I Games: Mont. St. Billings 67 47 Providence (MT) 66 31

Montana St.

Average RPI Win: 274	WON-LOST RECORD	WINNING PCT. RANK	LAST 10 GAMES	STRENGTH OF SCHEDULE	OPP. STRENGTH OF SCHEDULE	TEAM RPI	ADJ. RPI	CONF. RPI	ADJ CONF. RPI
Average RPI Loss: 172									
DIV. I ONLY	16- 9	92	7- 3	337	280	216	216	25	25
DIV. I NON-CONF.	7- 4	102	0- 0	337	280	225	225	27	27

TOTALS	RPI 1-25	RPI 26-50	W-L RECORDS	RPI 51-100	RPI 101-999	RPI 201+			
16- 9	0- 0	0- 0	OVERALL	0- 3	16- 6	14- 5			
6- 5	0- 0	0- 0	HOME	0- 1	6- 4	5- 3			
10- 4	0- 0	0- 0	AWAY	0- 0	10- 0	9- 0			
0- 0	0- 0	0- 0	NEUTRAL	0- 0	0- 0	0- 0			
7- 4	0- 0	0- 0	NON-CONFERENCE	0- 2	7- 2	6- 2			
2- 2	0- 0	0- 0	HOME	0- 0	2- 2	1- 2			
5- 2	0- 0	0- 0	AWAY	0- 2	5- 0	5- 0			
0- 0	0- 0	0- 0	NEUTRAL	0- 0	0- 0	0- 0			
9- 5	0- 0	0- 0	CONFERENCE	0- 1	9- 4	8- 3			
4- 3	0- 0	0- 0	HOME	0- 1	4- 2	4- 1			
5- 2	0- 0	0- 0	AWAY	0- 0	5- 2	4- 2			
0- 0	0- 0	0- 0	NEUTRAL	0- 0	0- 0	0- 0			

RPI 1-25				RPI 26-50				RPI 51-100				RPI 101+ Team's RPI: 216			
RPI	S	Opponent	Score	RPI	S	Opponent	Score	RPI	S	Opponent	Score	RPI	S	Opponent	Score
								53	A	West Virginia	56 66	140	H	SIUE	51 66
								71	H	Belmont	62 83	164	H	Southern Ill.	85 81
								97	A	Kentucky	53 86	191	A	UT Martin	81 76
												210	A	Jacksonville St.	64 70
												210	H	Jacksonville St.	65 67
												221	H	Gardner-Webb	60 68
												225	A	Southeast Mo. St.	59 56
												225	H	Southeast Mo. St.	60 58
												236	A	Austin Peay	66 59
												239	H	North Florida	56 61
												261	A	Lipscomb	75 55
												268	H	Sacramento St.	75 71
												280	A	St. Francis Brooklyn	73 59
												286	A	Canisius	76 52
												293	A	Murray St.	82 80
												299	A	Tennessee Tech	74 67
												299	H	Tennessee Tech	53 51
												305	A	Eastern Ky.	56 59
												333	H	Tennessee St.	97 81
												339	A	Chicago St.	79 40
												344	H	Eastern Ill.	89 81
												348	A	Evansville	82 75
LAST 12 Division I GAMES:															
				305	A	Eastern Ky.	56 59	299	H	Tennessee Tech	53 51				
				225	H	Southeast Mo. St.	60 58	210	H	Jacksonville St.	65 67				
				71	H	Belmont	62 83	191	A	UT Martin	81 76				
				333	H	Tennessee St.	97 81	225	A	Southeast Mo. St.	59 56				
				236	A	Austin Peay	66 59	140	H	SIUE	51 66				
				293	A	Murray St.	82 80	344	H	Eastern Ill.	89 81				

Non-Div I Games: Brescia 120 41 Ky. Christian 115 39

Morehead St.

Loss, Non-Conf, S Site, H Home A Away N Neutral

Average RPI Win: 309

Average RPI Loss: 183

WON-LOST
RECORDWINNING
PCT. RANKLAST 10
GAMESSTRENGTH OF
SCHEDULEOPP. STRENGTH
OF SCHEDULETEAM
RPIADJ.
RPICONF.
RPIADJ CONF.
RPI

DIV. I ONLY	11- 11	174	5- 5	344	311	265	265	31	31
DIV. I NON-CONF.	5- 6	187	1- 0	263	209	204	204	30	30

TOTALS	RPI 1-25	RPI 26-50	W-L RECORDS	RPI 51-100	RPI 101-999	RPI 201+			
11- 11	0- 1	0- 2	OVERALL	0- 1	11- 7	10- 6			
7- 2	0- 0	0- 0	HOME	0- 0	7- 2	7- 2			
4- 8	0- 0	0- 0	AWAY	0- 0	4- 0	3- 0			
0- 1	0- 1	0- 0	NEUTRAL	0- 0	0- 0	0- 0			
5- 6	0- 1	0- 2	NON-CONFERENCE	0- 1	5- 2	5- 1			
3- 0	0- 0	0- 0	HOME	0- 0	3- 0	3- 0			
2- 5	0- 0	0- 2	AWAY	0- 1	2- 2	2- 1			
0- 1	0- 1	0- 0	NEUTRAL	0- 0	0- 0	0- 0			
6- 5	0- 0	0- 0	CONFERENCE	0- 0	6- 5	5- 5			
4- 2	0- 0	0- 0	HOME	0- 0	4- 2	4- 2			
2- 3	0- 0	0- 0	AWAY	0- 0	2- 3	1- 3			
0- 0	0- 0	0- 0	NEUTRAL	0- 0	0- 0	0- 0			

RPI 1-25				RPI 26-50				RPI 51-100				RPI 101+ Team's RPI: 265			
RPI	S	Opponent	Score	RPI	S	Opponent	Score	RPI	S	Opponent	Score	RPI	S	Opponent	Score
20	N	Iowa	46 90	36	A	Syracuse	68 95	53	A	West Virginia	41 84	116	A	Colorado St.	44 60
				39	A	Dayton	52 88					200	A	Norfolk St.	55 53
												217	A	N. C. A&T	60 67
												237	H	Howard	61 68
												262	H	Mt. St. Mary's	75 67
												291	A	Central Conn. St.	61 41
												298	A	Coppin St.	53 55
												302	H	UMES	63 50
												303	H	FIU	62 51
												317	H	South Carolina St.	65 55
												331	H	Delaware St.	54 62
												334	A	Marshall	68 73
												335	A	N. C. Central	57 60
												342	H	Florida A&M	61 56
												343	A	Savannah St.	70 41
												343	H	Savannah St.	73 67
												346	H	NJIT	55 43
												347	A	UMass Lowell	65 59
LAST 12 Division I GAMES:															
343	A	Savannah St.	70 41	335	A	N. C. Central	57 60								
237	H	Howard	61 68	217	A	N. C. A&T	60 67								
200	A	Norfolk St.	55 53	343	H	Savannah St.	73 67								
317	H	South Carolina St.	65 55	342	H	Florida A&M	61 56								
331	H	Delaware St.	54 62	302	H	UMES	63 50								
298	A	Coppin St.	53 55	347	A	UMass Lowell	65 59								

Non-Div I Games: Cheyney 123 53 Lincoln (PA) 60 41

Morgan St.

■ Loss,
 ■ Non-Conf, S Site,
 ■ Home
 ■ Away
 N Neutral

Average RPI Win:	284	WON-LOST	WINNING	LAST 10	STRENGTH OF	OPP. STRENGTH	TEAM	ADJ.	CONF.	ADJ CONF.
Average RPI Loss:	205	RECORD	PCT. RANK	GAMES	SCHEDULE	OF SCHEDULE	RPI	RPI	RPI	RPI
DIV. I ONLY	8- 15	256	3- 7	267	324	262	262	29	29	
DIV. I NON-CONF.	3- 8	268	0- 0	215	222	255	255	29	29	

TOTALS	RPI 1-25	RPI 26-50	W-L RECORDS	RPI 51-100	RPI 101-999	RPI 201+				
8- 15	0- 2	0- 0	OVERALL	0- 0	8- 13	8- 10				
4- 5	0- 0	0- 0	HOME	0- 0	4- 5	4- 4				
4- 10	0- 0	0- 0	AWAY	0- 0	4- 0	4- 0				
0- 0	0- 0	0- 0	NEUTRAL	0- 0	0- 0	0- 0				
3- 8	0- 2	0- 0	NON-CONFERENCE	0- 0	3- 6	3- 5				
2- 1	0- 0	0- 0	HOME	0- 0	2- 1	2- 1				
1- 7	0- 2	0- 0	AWAY	0- 0	1- 5	1- 4				
0- 0	0- 0	0- 0	NEUTRAL	0- 0	0- 0	0- 0				
5- 7	0- 0	0- 0	CONFERENCE	0- 0	5- 7	5- 5				
2- 4	0- 0	0- 0	HOME	0- 0	2- 4	2- 3				
3- 3	0- 0	0- 0	AWAY	0- 0	3- 3	3- 2				
0- 0	0- 0	0- 0	NEUTRAL	0- 0	0- 0	0- 0				

RPI 1-25				RPI 26-50				RPI 51-100				RPI 101+				Team's RPI: 262
RPI	S	Opponent	Score	RPI	S	Opponent	Score	RPI	S	Opponent	Score	RPI	S	Opponent	Score	
1	A	Notre Dame	65 121									120	A	Saint Francis (PA)	88 92	
13	A	Maryland	57 97									137	H	Robert Morris	68 77	
												161	A	Lehigh	71 75	
												212	A	Xavier	45 66	
												221	H	Gardner-Webb	67 75	
												230	H	Loyola Maryland	71 63	
												258	A	Fairfield	65 76	
												265	A	Morgan St.	67 75	
												272	A	LIU Brooklyn	48 53	
												272	H	LIU Brooklyn	59 61	
												273	H	Rider	82 78	
												276	A	Fairleigh Dickinson	55 53	
												276	H	Fairleigh Dickinson	55 52	
												280	A	St. Francis Brooklyn	73 82	
												280	H	St. Francis Brooklyn	56 75	
												289	H	Sacred Heart	52 82	
												291	A	Central Conn. St.	68 56	
												294	A	Bryant	68 63	
												298	A	Coppin St.	54 68	
												302	A	UMES	66 63	
												328	H	Wagner	79 56	

LAST 12 Division I GAMES:																
276	A	Fairleigh Dickinson	55 53	272	A	LIU Brooklyn	48 53									
280	H	St. Francis Brooklyn	56 75	280	A	St. Francis Brooklyn	73 82									
272	H	LIU Brooklyn	59 61	276	H	Fairleigh Dickinson	55 52									
328	H	Wagner	79 56	289	H	Sacred Heart	52 82									
137	H	Robert Morris	68 77	294	A	Bryant	68 63									
120	A	Saint Francis (PA)	88 92	291	A	Central Conn. St.	68 56									

Non-Div I Games:

Mt. St. Mary's

Average RPI Win:	290	WON-LOST	WINNING	LAST 10	STRENGTH OF	OPP. STRENGTH	TEAM	ADJ.	CONF.	ADJ CONF.
Average RPI Loss:	179	RECORD	PCT. RANK	GAMES	SCHEDULE	OF SCHEDULE	RPI	RPI	RPI	RPI
DIV. I ONLY	8- 16	264	4- 6	308	270	293	293	25	25	
DIV. I NON-CONF.	3- 7	254	0- 0	312	246	301	301	27	27	
<hr/>										
TOTALS	RPI 1-25	RPI 26-50	W-L RECORDS	RPI 51-100	RPI 101-999	RPI 201+				
8- 16	0- 1	0- 0	OVERALL	0- 2	8- 13	8- 7				
5- 6	0- 0	0- 0	HOME	0- 0	5- 6	5- 2				
3- 10	0- 1	0- 0	AWAY	0- 2	3- 7	3- 5				
0- 0	0- 0	0- 0	NEUTRAL	0- 0	0- 0	0- 0				
3- 7	0- 1	0- 0	NON-CONFERENCE	0- 1	3- 5	3- 3				
2- 2	0- 0	0- 0	HOME	0- 0	2- 2	2- 0				
1- 5	0- 1	0- 0	AWAY	0- 1	1- 3	1- 3				
0- 0	0- 0	0- 0	NEUTRAL	0- 0	0- 0	0- 0				
5- 9	0- 0	0- 0	CONFERENCE	0- 1	5- 8	5- 4				
3- 4	0- 0	0- 0	HOME	0- 0	3- 4	3- 2				
2- 5	0- 0	0- 0	AWAY	0- 1	2- 4	2- 2				
0- 0	0- 0	0- 0	NEUTRAL	0- 0	0- 0	0- 0				

RPI 1-25				RPI 26-50				RPI 51-100				RPI 101+				Team's RPI: 293
RPI	S	Opponent	Score	RPI	S	Opponent	Score	RPI	S	Opponent	Score	RPI	S	Opponent	Score	
4	A	Louisville	51 115					71	A	Belmont	65 70	107	H	Butler	59 88	
								94	A	Alabama	47 68	123	H	ETSU	68 96	
												140	A	SIUE	68 77	
												140	H	SIUE	70 75	
												191	A	UT Martin	67 85	
												191	H	UT Martin	80 97	
												210	A	Jacksonville St.	65 97	
												216	H	Morehead St.	80 82	
												220	A	UNCG	63 52	
												225	A	Southeast Mo. St.	70 80	
												225	H	Southeast Mo. St.	74 85	
												236	H	Austin Peay	91 65	
												244	H	Northern Ky.	98 87	
												261	A	Lipscomb	64 65	
												299	A	Tennessee Tech	72 63	
												305	H	Eastern Ky.	75 68	
												315	A	Alabama A&M	54 71	
												333	A	Tennessee St.	85 73	
												338	H	Mississippi Val.	64 63	
												344	H	Eastern Ill.	72 61	
												348	A	Evansville	81 89	
<hr/>																
LAST 12 Division I GAMES:																
140	A	SIUE	68 77	333	A	Tennessee St.	85 73									
236	H	Austin Peay	91 65	71	A	Belmont	65 70									
191	A	UT Martin	67 85	299	A	Tennessee Tech	72 63									
225	A	Southeast Mo. St.	70 80	210	A	Jacksonville St.	65 97									
305	H	Eastern Ky.	75 68	191	H	UT Martin	80 97									
216	H	Morehead St.	80 82	225	H	Southeast Mo. St.	74 85									

Non-Div I Games: Bethel (TN) 81 76

Murray St.

Average RPI Win: 294
Average RPI Loss: 100

WON-LOST
RECORD

WINNING
PCT. RANK

LAST 10
GAMES

STRENGTH OF
SCHEDULE

OPP. STRENGTH
OF SCHEDULE

TEAM
RPI

ADJ.
RPI

CONF.
RPI

ADJ CONF.
RPI

DIV. I ONLY	12- 8	114	9- 1	307	225	217	217	31	31
DIV. I NON-CONF.	3- 7	254	0- 1	189	69	271	271	30	30
TOTALS	RPI 1-25	RPI 26-50	W-L RECORDS	RPI 51-100	RPI 101-999	RPI 201+			
12- 8	0- 1	0- 0	OVERALL	0- 5	12- 2	11- 1			
8- 3	0- 1	0- 0	HOME	0- 1	8- 1	7- 1			
4- 3	0- 0	0- 0	AWAY	0- 2	4- 1	4- 0			
0- 2	0- 0	0- 0	NEUTRAL	0- 2	0- 0	0- 0			
3- 7	0- 1	0- 0	NON-CONFERENCE	0- 5	3- 1	3- 0			
3- 2	0- 1	0- 0	HOME	0- 1	3- 0	3- 0			
0- 3	0- 0	0- 0	AWAY	0- 2	0- 1	0- 0			
0- 2	0- 0	0- 0	NEUTRAL	0- 2	0- 0	0- 0			
9- 1	0- 0	0- 0	CONFERENCE	0- 0	9- 1	8- 1			
5- 1	0- 0	0- 0	HOME	0- 0	5- 1	4- 1			
4- 0	0- 0	0- 0	AWAY	0- 0	4- 0	4- 0			
0- 0	0- 0	0- 0	NEUTRAL	0- 0	0- 0	0- 0			

RPI 1-25				RPI 26-50				RPI 51-100				RPI 101+ Team's RPI: 217			
RPI	S	Opponent	Score	RPI	S	Opponent	Score	RPI	S	Opponent	Score	RPI	S	Opponent	Score
22	H	Georgia	63 73					62	H	Elon	59 90	191	A	UT Martin	63 76
								67	N	Duquesne	60 73	200	H	Norfolk St.	53 51
								76	A	Ohio	65 72	205	H	Hampton	51 63
								78	N	Harvard	60 64	237	A	Howard	76 68
								96	A	Auburn	53 63	265	H	Morgan St.	67 60
												271	H	Appalachian St.	81 56
												298	H	Coppin St.	64 63
												302	A	UMES	57 45
												312	H	Western Caro.	68 59
												317	A	South Carolina St.	74 54
												323	H	Ga. Southern	60 49
												331	A	Delaware St.	66 48
												331	H	Delaware St.	75 55
												335	H	N. C. Central	67 54
LAST 12 Division I GAMES:															
317	A	South Carolina St.	74 54	302	A	UMES	57 45								
205	H	Hampton	51 63	298	H	Coppin St.	64 63								
331	H	Delaware St.	75 55	265	H	Morgan St.	67 60								
200	H	Norfolk St.	53 51	331	A	Delaware St.	66 48								
335	H	N. C. Central	67 54	76	A	Ohio	65 72								
237	A	Howard	76 68	312	H	Western Caro.	68 59								

Non-Div I Games: Saint Augustine's 94 42 St. Andrews 90 40

N. C. A&T

Average RPI Win:	315	WON-LOST	WINNING	LAST 10	STRENGTH OF	OPP. STRENGTH	TEAM	ADJ.	CONF.	ADJ CONF.
Average RPI Loss:	219	RECORD	PCT. RANK	GAMES	SCHEDULE	OF SCHEDULE	RPI	RPI	RPI	RPI
DIV. I ONLY	5- 17	304	4- 6	334	316	335	335	31	31	
DIV. I NON-CONF.	1- 11	331	0- 2	289	300	343	343	30	30	

TOTALS	RPI 1-25	RPI 26-50	W-L RECORDS	RPI 51-100	RPI 101-999	RPI 201+				
5- 17	0- 0	0- 1	OVERALL	0- 1	5- 15	5- 12				
4- 4	0- 0	0- 1	HOME	0- 0	4- 3	4- 2				
1- 13	0- 0	0- 0	AWAY	0- 1	1- 12	1- 10				
0- 0	0- 0	0- 0	NEUTRAL	0- 0	0- 0	0- 0				
1- 11	0- 0	0- 1	NON-CONFERENCE	0- 1	1- 9	1- 7				
1- 2	0- 0	0- 1	HOME	0- 0	1- 1	1- 1				
0- 9	0- 0	0- 0	AWAY	0- 1	0- 8	0- 6				
0- 0	0- 0	0- 0	NEUTRAL	0- 0	0- 0	0- 0				
4- 6	0- 0	0- 0	CONFERENCE	0- 0	4- 6	4- 5				
3- 2	0- 0	0- 0	HOME	0- 0	3- 2	3- 1				
1- 4	0- 0	0- 0	AWAY	0- 0	1- 4	1- 4				
0- 0	0- 0	0- 0	NEUTRAL	0- 0	0- 0	0- 0				

RPI	S	Opponent	Score	RPI	S	Opponent	Score	RPI	S	Opponent	Score	RPI	S	Opponent	Score
47	H	Oregon St.	44 97	62	A	Elon	50 78	116	A	Colorado St.	48 85	119	A	Iowa St.	58 99
								200	H	Norfolk St.	60 75	205	H	Hampton	53 62
								208	A	East Carolina	61 73	217	A	N. C. A&T	54 67
								237	A	Howard	54 69	249	H	Campbell	51 58
								265	H	Morgan St.	60 57	269	A	Presbyterian	60 69
								275	A	Coastal Caro.	65 68	281	A	UNCW	63 89
								288	A	USC Upstate	61 66	298	H	Coppin St.	60 52
								301	A	Wofford	56 77	302	A	UMES	73 84
								331	A	Delaware St.	74 67	331	H	Delaware St.	76 60
								342	A	Florida A&M	81 84	349	H	Longwood	87 75

LAST 12 Division I GAMES:															
342	A	Florida A&M	81 84	265	H	Morgan St.	60 57	298	H	Coppin St.	60 52	200	H	Norfolk St.	60 75
331	H	Delaware St.	76 60	288	H	Coppin St.	60 52	331	A	Delaware St.	74 67	288	A	USC Upstate	61 66
205	H	Hampton	53 62	249	H	Campbell	51 58								
217	A	N. C. A&T	54 67												
302	A	UMES	73 84												
237	A	Howard	54 69												

Non-Div I Games: Johnson & Wales (NC) 8 51

N. C. Central

N
C
S
t
a
t
e

NC State				Through Games Of Feb. 11, 2018											
Average RPI	Win:	118	WON-LOST	WINNING	LAST 10	STRENGTH OF	OPP. STRENGTH	TEAM	ADJ.	CONF.	ADJ CONF.				
Average RPI	Loss:	26	RECORD	PCT. RANK	GAMES	SCHEDULE	OF SCHEDULE	RPI	RPI	RPI	RPI				
DIV. I ONLY	20- 6	39	8- 2	26	13	17	17	1	1						
DIV. I NON-CONF.	11- 2	22	0- 0	85	34	25	25	1	1						

TOTALS	RPI 1-25		RPI 26-50		W-L RECORDS	RPI 51-100		RPI 101-999		RPI 201+					
20- 6	1- 3		1- 3		OVERALL	5- 0		13- 0		3- 0					
13- 2	1- 1		1- 1		HOME	3- 0		8- 0		2- 0					
6- 3	0- 2		0- 1		AWAY	1- 0		5- 0		1- 0					
1- 1	0- 0		0- 1		NEUTRAL	1- 0		0- 0		0- 0					
11- 2	0- 1		0- 1		NON-CONFERENCE	3- 0		8- 0		2- 0					
8- 0	0- 0		0- 0		HOME	2- 0		6- 0		1- 0					
2- 1	0- 1		0- 0		AWAY	0- 0		2- 0		1- 0					
1- 1	0- 0		0- 1		NEUTRAL	1- 0		0- 0		0- 0					
9- 4	1- 2		1- 2		CONFERENCE	2- 0		5- 0		1- 0					
5- 2	1- 1		1- 1		HOME	1- 0		2- 0		1- 0					
4- 2	0- 1		0- 1		AWAY	1- 0		3- 0		0- 0					
0- 0	0- 0		0- 0		NEUTRAL	0- 0		0- 0		0- 0					

RPI 1-25 Team's RPI: 17				RPI 26-50				RPI 51-100				RPI 101+			
RPI	S	Opponent	Score	RPI	S	Opponent	Score	RPI	S	Opponent	Score	RPI	S	Opponent	Score
4	H	Louisville	47 55	29	H	Virginia	63 73	62	H	Elon	70 57	101	H	Tulane	79 55
5	H	Florida St.	65 56	36	H	Syracuse	60 56	65	H	Georgia Tech	56 43	104	A	North Carolina	66 53
15	A	Duke	56 69	37	N	South Dakota St.	67 75	66	A	Virginia Tech	68 51	104	H	North Carolina	73 54
25	A	Rutgers	53 57	48	A	Miami (FL)	48 52	92	H	Jacksonville	64 44	106	A	Wake Forest	82 68
												121 A Vanderbilt 83 72			
												122 H South Ala. 71 50			
												123 H ETSU 70 58			
												132 H Georgetown 63 49			
												141 A Clemson 62 41			
												158 H Davidson 73 49			
												206 H Boston College 72 54			
												229 H UNC Asheville 87 55			
												284 A Old Dominion 73 56			

LAST 12 Division I GAMES:															
				104 H North Carolina 73 54				104 A North Carolina 66 53							
				48 A Miami (FL) 48 52				36 H Syracuse 60 56							
				206 H Boston College 72 54				65 H Georgia Tech 56 43							
				5 H Florida St. 65 56				15 A Duke 56 69							
				141 A Clemson 62 41				29 H Virginia 63 73							
				106 A Wake Forest 82 68				4 H Louisville 47 55							

N
C
S
t
a
t
e

Non-Div I Games:

NC State

NJIT		Average RPI Win: 282	WON-LOST RECORD	WINNING PCT. RANK	LAST 10 GAMES	STRENGTH OF SCHEDULE	OPP. STRENGTH OF SCHEDULE	TEAM RPI	ADJ. RPI	CONF. RPI	ADJ CONF. RPI
Average RPI Loss: 207											
DIV. I ONLY	2- 22	341	1- 9	293	318	346	346	22	22		
DIV. I NON-CONF.	1- 13	336	0- 2	275	340	345	345	21	21		

TOTALS	RPI 1-25	RPI 26-50	W-L RECORDS	RPI 51-100	RPI 101-999	RPI 201+					
2- 22	0- 0	0- 2	OVERALL	0- 2	2- 18	2- 12					
2- 11	0- 0	0- 0	HOME	0- 2	2- 9	2- 8					
0- 11	0- 0	0- 2	AWAY	0- 0	0- 9	0- 4					
0- 0	0- 0	0- 0	NEUTRAL	0- 0	0- 0	0- 0					
1- 13	0- 0	0- 1	NON-CONFERENCE	0- 1	1- 11	1- 7					
1- 6	0- 0	0- 0	HOME	0- 1	1- 5	1- 5					
0- 7	0- 0	0- 1	AWAY	0- 0	0- 6	0- 2					
0- 0	0- 0	0- 0	NEUTRAL	0- 0	0- 0	0- 0					
1- 9	0- 0	0- 1	CONFERENCE	0- 1	1- 7	1- 5					
1- 5	0- 0	0- 0	HOME	0- 1	1- 4	1- 3					
0- 4	0- 0	0- 1	AWAY	0- 0	0- 3	0- 2					
0- 0	0- 0	0- 0	NEUTRAL	0- 0	0- 0	0- 0					

RPI 1-25				RPI 26-50				RPI 51-100				RPI 101+ Team's RPI : 346			
RPI	S	Opponent	Score	RPI	S	Opponent	Score	RPI	S	Opponent	Score	RPI	S	Opponent	Score
37	A	South Dakota St.	48 92	73	H	Penn	38 77	115	A	Dartmouth	50 81				
40	A	FGCU	66 90	92	H	Jacksonville	58 88	151	A	Binghamton	36 67				
												161	A	Lehigh	50 64
												173	A	Stetson	55 73
												173	H	Stetson	53 72
												178	A	Army West Point	49 79
												239	H	North Florida	75 65
												261	A	Lipscomb	58 66
												261	H	Lipscomb	58 74
												265	A	Morgan St.	43 55
												266	H	Cornell	46 61
												272	H	LIU Brooklyn	49 67
												273	H	Rider	64 79
												276	H	Fairleigh Dickinson	70 74
												282	A	North Dakota St.	58 105
												288	H	USC Upstate	57 95
												290	A	Kennesaw St.	65 80
												290	H	Kennesaw St.	58 61
												325	H	Long Beach St.	73 57
												345	H	Saint Peter's	52 59
LAST 12 Division I GAMES:															
173	H	Stetson	53 72	92	H	Jacksonville	58 88	173	A	Stetson	55 73				
290	H	Kennesaw St.	58 61	40	A	FGCU	66 90	288	H	USC Upstate	57 95				
261	A	Lipscomb	58 66	266	H	Cornell	46 61	73	H	Penn	38 77				
290	A	Kennesaw St.	65 80	239	H	North Florida	75 65								

Non-Div I Games: St. Joseph's (Brkn)106 42

NJIT

RPI 1-25				RPI 26-50				RPI 51-100				RPI 101+			
RPI	S	Opponent	Score	RPI	S	Opponent	Score	RPI	S	Opponent	Score	RPI	S	Opponent	Score
6	H	Ohio St.	61 73	38	H	Creighton	49 64	85	A	Drake	89 84	140	H	SIUE	62 53
13	H	Maryland	57 64	42	H	Purdue	75 51	87	H	Washington St.	61 73	141	H	Clemson	66 67
20	A	Iowa	92 74	44	H	Michigan	64 69	93	H	Arkansas	80 69	165	A	Kansas	66 49
20	H	Iowa	74 65	46	A	Minnesota	79 74					184	A	Northwestern	69 59
21	N	Buffalo	72 82									185	H	Wisconsin	51 48
25	A	Rutgers	52 42									213	A	Illinois	80 72
												213	H	Illinois	62 47
												215	H	Fla. Atlantic	86 69
												252	A	San Jose St.	81 55
												267	H	UMKC	80 60
												275	N	Coastal Caro.	55 47
												336	H	Ark.-Pine Bluff	73 52
LAST 12 Division I GAMES:															
185	H	Wisconsin	51 48	20	H	Iowa	74 65								
13	H	Maryland	57 64	44	H	Michigan	64 69								
213	H	Illinois	62 47	213	A	Illinois	80 72								
20	A	Iowa	92 74	184	A	Northwestern	69 59								
42	H	Purdue	75 51	46	A	Minnesota	79 74								
25	A	Rutgers	52 42	6	H	Ohio St.	61 73								

Page 188

Average RPI Win: 221
Average RPI Loss: 124

WON-LOST
RECORD

WINNING
PCT. RANK

LAST 10
GAMES

STRENGTH OF
SCHEDULE

OPP. STRENGTH
OF SCHEDULE

TEAM
RPI

ADJ.
RPI

CONF.
RPI

ADJ CONF.
RPI

DIV. I ONLY	10- 12	204	3- 7	143	123	189	189	16	16
DIV. I NON-CONF.	6- 4	122	0- 0	142	125	139	139	15	15
<hr/>									
TOTALS	RPI 1-25	RPI 26-50	W-L RECORDS	RPI 51-100	RPI 101-999	RPI 201+			
10- 12	0- 1	0- 1	OVERALL	0- 5	10- 5	6- 3			
7- 4	0- 1	0- 0	HOME	0- 1	7- 2	4- 1			
2- 7	0- 0	0- 0	AWAY	0- 4	2- 3	1- 2			
1- 1	0- 0	0- 1	NEUTRAL	0- 0	1- 0	1- 0			
6- 4	0- 1	0- 1	NON-CONFERENCE	0- 1	6- 1	4- 1			
4- 2	0- 1	0- 0	HOME	0- 0	4- 1	2- 1			
1- 1	0- 0	0- 0	AWAY	0- 1	1- 0	1- 0			
1- 1	0- 0	0- 1	NEUTRAL	0- 0	1- 0	1- 0			
4- 8	0- 0	0- 0	CONFERENCE	0- 4	4- 4	2- 2			
3- 2	0- 0	0- 0	HOME	0- 1	3- 1	2- 0			
1- 6	0- 0	0- 0	AWAY	0- 3	1- 3	0- 2			
0- 0	0- 0	0- 0	NEUTRAL	0- 0	0- 0	0- 0			

RPI 1-25				RPI 26-50				RPI 51-100				RPI 101+ Team's RPI: 189			
RPI	S	Opponent	Score	RPI	S	Opponent	Score	RPI	S	Opponent	Score	RPI	S	Opponent	Score
2	H	UConn	57 88	47	N	Oregon St.	49 89	70	A	Wyoming	60 66	116	H	Colorado St.	59 65
								70	H	Wyoming	62 65	139	H	Portland St.	67 55
								86	A	New Mexico	68 72	146	A	Fresno St.	55 68
								89	A	UNLV	75 77	146	H	Fresno St.	90 73
								91	A	Utah	61 87	177	A	Boise St.	72 68
												192	H	SMU	80 72
												218	A	Seattle U	74 65
												228	H	Pepperdine	72 77
												232	N	Montana St.	67 53
												251	A	San Diego St.	72 75
												252	H	San Jose St.	91 63
												268	H	Sacramento St.	95 68
												274	H	Santa Clara	52 41
												296	A	Utah St.	57 79
												310	H	Air Force	70 60
<hr/>															
LAST 12 Division I GAMES:															
251	A	San Diego St.	72 75	252	H	San Jose St.	91 63								
89	A	UNLV	75 77	296	A	Utah St.	57 79								
116	H	Colorado St.	59 65	310	H	Air Force	70 60								
146	A	Fresno St.	55 68	70	A	Wyoming	60 66								
70	H	Wyoming	62 65	86	A	New Mexico	68 72								
177	A	Boise St.	72 68	146	H	Fresno St.	90 73								

Non-Div I Games: Stanislaus St. 81 60

Nevada

Loss, Non-Conf, S Site, H Home A Away N Neutral

Average RPI Win: 249
Average RPI Loss: 160

WON-LOST
RECORD

WINNING
PCT. RANK

LAST 10
GAMES

STRENGTH OF
SCHEDULE

OPP. STRENGTH
OF SCHEDULE

TEAM
RPI

ADJ.
RPI

CONF.
RPI

ADJ CONF.
RPI

DIV. I ONLY	15- 10	114	5- 5	302	223	183	183	20	20
DIV. I NON-CONF.	8- 4	87	0- 0	335	239	188	188	24	24
<hr/>									
TOTALS	RPI 1-25	RPI 26-50	W-L RECORDS	RPI 51-100	RPI 101-999	RPI 201+			
15- 10	0- 0	0- 0	OVERALL	1- 3	14- 7	10- 4			
7- 3	0- 0	0- 0	HOME	1- 1	6- 2	4- 1			
7- 6	0- 0	0- 0	AWAY	0- 2	7- 4	5- 2			
1- 1	0- 0	0- 0	NEUTRAL	0- 0	1- 1	1- 1			
8- 4	0- 0	0- 0	NON-CONFERENCE	0- 0	8- 4	6- 3			
4- 0	0- 0	0- 0	HOME	0- 0	4- 0	2- 0			
3- 3	0- 0	0- 0	AWAY	0- 0	3- 3	3- 2			
1- 1	0- 0	0- 0	NEUTRAL	0- 0	1- 1	1- 1			
7- 6	0- 0	0- 0	CONFERENCE	1- 3	6- 3	4- 1			
3- 3	0- 0	0- 0	HOME	1- 1	2- 2	2- 1			
4- 3	0- 0	0- 0	AWAY	0- 2	4- 1	2- 0			
0- 0	0- 0	0- 0	NEUTRAL	0- 0	0- 0	0- 0			

RPI 1-25				RPI 26-50				RPI 51-100				RPI 101+				Team's RPI: 183
RPI	S	Opponent	Score	RPI	S	Opponent	Score	RPI	S	Opponent	Score	RPI	S	Opponent	Score	
								79	A	Maine	46 77	115	A	Dartmouth	49 57	
								79	H	Maine	46 56	138	H	Northeastern	65 50	
								80	A	Albany (NY)	53 66	151	A	Binghamton	63 61	
								80	H	Albany (NY)	74 68	151	H	Binghamton	52 54	
												154	A	Hartford	49 85	
												197	A	Stony Brook	51 50	
												198	H	Boston U.	72 57	
												206	A	Boston College	55 64	
												212	A	Xavier	66 71	
												235	N	La Salle	51 59	
												247	H	Manhattan	68 55	
												258	N	Fairfield	71 61	
												266	H	Cornell	48 45	
												287	A	Vermont	52 49	
												287	H	Vermont	53 58	
												289	A	Sacred Heart	74 47	
												294	A	Bryant	74 65	
												328	A	Wagner	65 53	
												329	A	UMBC	51 46	
												329	H	UMBC	56 51	
												347	H	UMass Lowell	66 45	
<hr/>																
LAST 12 Division I GAMES:																
				329	A	UMBC	51 46	79	H	Maine	46 56					
				79	A	Maine	46 77	197	A	Stony Brook	51 50					
				287	H	Vermont	53 58	287	A	Vermont	52 49					
				80	H	Albany (NY)	74 68	347	H	UMass Lowell	66 45					
				154	A	Hartford	49 85	151	A	Binghamton	63 61					
				151	H	Binghamton	52 54	80	A	Albany (NY)	53 66					

Non-Div I Games: Colby-Sawyer 64 40

New Hampshire

Loss, Non-Conf, S Site, H Home A Away N Neutral

Average RPI Win:	189	WON-LOST	WINNING	LAST 10	STRENGTH OF	OPP. STRENGTH	TEAM	ADJ.	CONF.	ADJ CONF.
Average RPI Loss:	141	RECORD	PCT. RANK	GAMES	SCHEDULE	OF SCHEDULE	RPI	RPI	RPI	RPI
DIV. I ONLY	18- 7	58	4- 6	187	112	86	86	16	16	
DIV. I NON-CONF.	11- 1	13	0- 0	76	108	13	13	15	15	

TOTALS	RPI 1-25	RPI 26-50	W-L RECORDS	RPI 51-100	RPI 101-999	RPI 201+				
18- 7	0- 0	1- 1	OVERALL	1- 2	16- 4	8- 2				
15- 1	0- 0	1- 0	HOME	1- 1	13- 0	6- 0				
3- 6	0- 0	0- 1	AWAY	0- 1	3- 4	2- 2				
0- 0	0- 0	0- 0	NEUTRAL	0- 0	0- 0	0- 0				
11- 1	0- 0	1- 1	NON-CONFERENCE	1- 0	9- 0	4- 0				
9- 0	0- 0	1- 0	HOME	1- 0	7- 0	3- 0				
2- 1	0- 0	0- 1	AWAY	0- 0	2- 0	1- 0				
0- 0	0- 0	0- 0	NEUTRAL	0- 0	0- 0	0- 0				
7- 6	0- 0	0- 0	CONFERENCE	0- 2	7- 4	4- 2				
6- 1	0- 0	0- 0	HOME	0- 1	6- 0	3- 0				
1- 5	0- 0	0- 0	AWAY	0- 1	1- 4	1- 2				
0- 0	0- 0	0- 0	NEUTRAL	0- 0	0- 0	0- 0				

RPI S Opponent	Score	RPI S Opponent	Score	RPI S Opponent	Score	RPI S Opponent	Score
30 A Oklahoma	63 105	70 A Wyoming	55 66	109 H Western Mi ch.	88 76		
32 H Marquette	88 87	82 H Navy	94 87	110 H Lamar University	90 58		
		89 H UNLV	66 68	116 A Colorado St.	71 74		
				135 A UTEP	59 35		
				146 H Fresno St.	88 75		
				155 H Wichita St.	76 62		
				172 H UC Irvine	83 61		
				177 A Boise St.	85 91		
				177 H Boise St.	100 83		
				189 H Nevada	72 68		
				213 H Illinois	97 68		
				227 H Texas Tech	90 56		
				241 A New Mexico St.	101 93		
				241 H New Mexico St.	86 75		
				251 A San Diego St.	89 97		
				252 A San Jose St.	86 95		
				252 H San Jose St.	92 62		
				296 H Utah St.	80 47		
				310 A Air Force	88 59		
				310 H Air Force	57 49		
LAST 12 Division I GAMES:							
310 H Air Force	57 49	89 H UNLV	66 68				
177 A Boise St.	85 91	146 H Fresno St.	88 75				
252 H San Jose St.	92 62	70 A Wyoming	55 66				
296 H Utah St.	80 47	252 A San Jose St.	86 95				
116 A Colorado St.	71 74	177 H Boise St.	100 83				
251 A San Diego St.	89 97	189 H Nevada	72 68				

Non-Div I Games: Northern N.M. 107 66

New Mexico

Average RPI Win:	269	WON-LOST	WINNING	LAST 10	STRENGTH OF	OPP. STRENGTH	TEAM	ADJ.	CONF.	ADJ CONF.
Average RPI Loss:	177	RECORD	PCT. RANK	GAMES	SCHEDULE	OF SCHEDULE	RPI	RPI	RPI	RPI
DIV. I ONLY	10- 11	193	6- 3	271	325	241	241	30	30	
DIV. I NON-CONF.	4- 8	239	1- 1	226	250	261	261	31	31	

TOTALS	RPI 1-25	RPI 26-50	W-L RECORDS	RPI 51-100	RPI 101-999	RPI 201+				
10- 11	0- 0	0- 0	OVERALL	0- 3	10- 8	9- 6				
6- 3	0- 0	0- 0	HOME	0- 1	6- 2	5- 1				
4- 5	0- 0	0- 0	AWAY	0- 1	4- 4	4- 4				
0- 3	0- 0	0- 0	NEUTRAL	0- 1	0- 2	0- 1				
4- 8	0- 0	0- 0	NON-CONFERENCE	0- 3	4- 5	3- 3				
2- 3	0- 0	0- 0	HOME	0- 1	2- 2	1- 1				
2- 2	0- 0	0- 0	AWAY	0- 1	2- 1	2- 1				
0- 3	0- 0	0- 0	NEUTRAL	0- 1	0- 2	0- 1				
6- 3	0- 0	0- 0	CONFERENCE	0- 0	6- 3	6- 3				
4- 0	0- 0	0- 0	HOME	0- 0	4- 0	4- 0				
2- 3	0- 0	0- 0	AWAY	0- 0	2- 3	2- 3				
0- 0	0- 0	0- 0	NEUTRAL	0- 0	0- 0	0- 0				

RPI 1-25				RPI 26-50				RPI 51-100				RPI 101+ Team's RPI: 241			
RPI	S	Opponent	Score	RPI	S	Opponent	Score	RPI	S	Opponent	Score	RPI	S	Opponent	Score
								86	A	New Mexico	75 86	109	H	Western Mi ch.	55 64
								86	H	New Mexi co	93 101	135	H	UTEP	76 68
								93	N	Arkansas	60 69	138	N	Northeastern	64 65
												204	H	UC Santa Barbara	47 77
												218	A	Seattle U	59 69
												224	A	CSU Bakersfi eld	52 62
												224	H	CSU Bakersfi eld	56 48
												228	A	Pepperdi ne	86 64
												245	N	Texas Southern	50 66
												257	H	A&M-Corpus Christi	70 61
												264	A	Grand Canyon	34 50
												264	H	Grand Canyon	64 60
												267	H	UMKC	70 62
												277	A	Arizona	44 83
												321	A	UTRGV	79 77
												325	A	Long Beach St.	72 63
												327	A	Utah Valley	82 72
												339	H	Chi cago St.	74 59

LAST 12 Division I GAMES:															
				264	A	Grand Canyon	34 50	224	H	CSU Bakersfi eld	56 48				
				224	A	CSU Bakersfi eld	52 62	264	H	Grand Canyon	64 60				
				321	A	UTRGV	79 77	339	H	Chi cago St.	74 59				
				267	H	UMKC	70 62	204	H	UC Santa Barbara	47 77				
				327	A	Utah Valley	82 72	325	A	Long Beach St.	72 63				
				218	A	Seattle U	59 69	138	N	Northeastern	64 65				

Non-Div I Games: Tex. Permian Basin 85 58 Western N.M. 89 60

New Mexico St.

■ Loss,
 ■ Non-Conf,
 ■ S Site,
 ■ Home
 ■ Away
 N Neutral

Average RPI Win:	269	WON-LOST	WINNING	LAST 10	STRENGTH OF	OPP. STRENGTH	TEAM	ADJ.	CONF.	ADJ CONF.
Average RPI Loss:	153	RECORD	PCT. RANK	GAMES	SCHEDULE	OF SCHEDULE	RPI	RPI	RPI	RPI
DIV. I ONLY	10- 13	210	6- 4	230	276	226	226	26	26	
DIV. I NON-CONF.	3- 7	254	0- 0	87	173	208	208	25	25	

TOTALS	RPI 1-25	RPI 26-50	W-L RECORDS	RPI 51-100	RPI 101-999	RPI 201+				
10- 13	0- 1	0- 1	OVERALL	0- 1	10- 10	8- 5				
6- 4	0- 0	0- 0	HOME	0- 1	6- 3	5- 2				
4- 9	0- 0	0- 0	AWAY	0- 0	4- 2	3- 1				
0- 0	0- 0	0- 0	NEUTRAL	0- 0	0- 0	0- 0				
3- 7	0- 1	0- 1	NON-CONFERENCE	0- 1	3- 4	2- 1				
2- 2	0- 0	0- 0	HOME	0- 1	2- 1	1- 1				
1- 5	0- 1	0- 1	AWAY	0- 0	1- 3	1- 0				
0- 0	0- 0	0- 0	NEUTRAL	0- 0	0- 0	0- 0				
7- 6	0- 0	0- 0	CONFERENCE	0- 0	7- 6	6- 4				
4- 2	0- 0	0- 0	HOME	0- 0	4- 2	4- 1				
3- 4	0- 0	0- 0	AWAY	0- 0	3- 4	2- 3				
0- 0	0- 0	0- 0	NEUTRAL	0- 0	0- 0	0- 0				

RPI 1-25				RPI 26-50				RPI 51-100				RPI 101+ Team's RPI: 226			
RPI	S	Opponent	Score	RPI	S	Opponent	Score	RPI	S	Opponent	Score	RPI	S	Opponent	Score
16	A	Missouri	45 81	48	A	Miami (FL)	46 76	60	H	Houston	66 78	101	A	Tulane	56 79
												110	A	Lamar University	77 100
												122	A	South Ala.	45 67
												130	A	Central Ark.	52 48
												133	H	SFA	67 74
												162	A	Louisiana	57 66
												201	H	CSUN	76 73
												210	H	Jacksonville St.	54 59
												214	A	Abilene Christian	70 80
												245	H	Texas Southern	72 69
												250	H	Nicholls St.	61 62
												257	A	A&M-Corpus Christi	68 75
												257	H	A&M-Corpus Christi	66 49
												259	A	McNeese	77 64
												311	A	Northwestern St.	47 52
												311	H	Northwestern St.	81 63
												314	A	Incarnate Word	72 45
												314	H	Incarnate Word	52 50
												322	H	Houston Baptist	70 52
												337	A	La.-Monroe	89 51
LAST 12 Division I GAMES:															
257	A	A&M-Corpus Christi	68 75	130	A	Central Ark.	52 48	257	H	A&M-Corpus Christi	66 49				
250	H	Nicholls St.	61 62	133	H	SFA	67 74	259	A	McNeese	77 64				
311	A	Northwestern St.	47 52	110	A	Lamar University	77 100	322	H	Houston Baptist	70 52				
314	A	Incarnate Word	72 45												
311	H	Northwestern St.	81 63												
314	H	Incarnate Word	52 50												

Non-Div I Games: Xavier (LA) 85 50

New Orleans

■ Loss,
 ■ Non-Conf,
 ■ S Site,
 ■ Home
 ■ A Away
 N Neutral

Average RPI Win: 239	WON-LOST RECORD	WINNING PCT. RANK	LAST 10 GAMES	STRENGTH OF SCHEDULE	OPP. STRENGTH OF SCHEDULE	TEAM RPI	ADJ. RPI	CONF. RPI	ADJ CONF. RPI
Average RPI Loss: 175									
DIV. I ONLY	9- 16	254	4- 6	192	268	246	246	28	28
DIV. I NON-CONF.	3- 8	268	0- 0	75	165	211	211	26	26

TOTALS	RPI 1-25	RPI 26-50	W-L RECORDS	RPI 51-100	RPI 101-999	RPI 201+			
9- 16	1- 1	0- 0	OVERALL	0- 3	8- 12	7- 7			
5- 5	1- 0	0- 0	HOME	0- 2	4- 3	4- 0			
3- 10	0- 1	0- 0	AWAY	0- 1	3- 8	3- 7			
1- 1	0- 0	0- 0	NEUTRAL	0- 0	1- 1	0- 0			
3- 8	1- 1	0- 0	NON-CONFERENCE	0- 1	2- 6	1- 2			
1- 3	1- 0	0- 0	HOME	0- 1	0- 2	0- 0			
1- 4	0- 1	0- 0	AWAY	0- 0	1- 3	1- 2			
1- 1	0- 0	0- 0	NEUTRAL	0- 0	1- 1	0- 0			
6- 8	0- 0	0- 0	CONFERENCE	0- 2	6- 6	6- 5			
4- 2	0- 0	0- 0	HOME	0- 1	4- 1	4- 0			
2- 6	0- 0	0- 0	AWAY	0- 1	2- 5	2- 5			
0- 0	0- 0	0- 0	NEUTRAL	0- 0	0- 0	0- 0			

RPI 1-25				RPI 26-50				RPI 51-100				RPI 101+ Team's RPI: 246			
RPI	S	Opponent	Score	RPI	S	Opponent	Score	RPI	S	Opponent	Score	RPI	S	Opponent	Score
13	A	Maryland	65 92					55	A	Quinnipiac	61 77	129	H	Cleveland St.	61 70
21	H	Buffalo	75 62					55	H	Quinnipiac	55 84	154	A	Hartford	65 83
								61	H	Drexel	65 66	157	N	Louisiana Tech	73 67
												160	H	Saint Joseph's	69 93
												162	N	Louisiana	52 68
												170	H	Marist	78 84
												207	A	Siena	73 68
												207	H	Siena	65 50
												219	A	Oakland	59 67
												247	A	Manhattan	64 82
												247	H	Manhattan	65 64
												256	A	St. Bonaventure	58 76
												258	A	Fairfield	53 59
												273	A	Rider	58 65
												278	A	Colgate	81 44
												286	A	Canisius	60 64
												297	A	Monmouth	63 65
												340	H	Iona	73 59
												345	A	Saint Peter's	87 52
												345	H	Saint Peter's	64 54

LAST 12 Division I GAMES:															
297	A	Monmouth	63 65	345	A	Saint Peter's	87 52								
247	A	Manhattan	64 82	273	A	Rider	58 65								
345	H	Saint Peter's	64 54	207	H	Siena	65 50								
286	A	Canisius	60 64	247	H	Manhattan	65 64								
55	H	Quinnipiac	55 84	207	A	Siena	73 68								
170	H	Marist	78 84	55	A	Quinnipiac	61 77								

Non-Div I Games:

Niagara

Average RPI Win:	288	WON-LOST	WINNING	LAST 10	STRENGTH OF	OPP. STRENGTH	TEAM	ADJ.	CONF.	ADJ CONF.
Average RPI Loss:	160	RECORD	PCT. RANK	GAMES	SCHEDULE	OF SCHEDULE	RPI	RPI	RPI	RPI
DIV. I ONLY	8- 12	227	5- 5	275	290	250	250	26	26	
DIV. I NON-CONF.	2- 6	280	0- 0	144	211	229	229	25	25	

TOTALS	RPI 1-25	RPI 26-50	W-L RECORDS	RPI 51-100	RPI 101-999	RPI 201+				
8- 12	0- 1	0- 1	OVERALL	0- 1	8- 9	8- 4				
2- 6	0- 1	0- 0	HOME	0- 1	2- 4	2- 1				
6- 5	0- 0	0- 1	AWAY	0- 0	6- 4	6- 2				
0- 1	0- 0	0- 0	NEUTRAL	0- 0	0- 1	0- 1				
2- 6	0- 1	0- 1	NON-CONFERENCE	0- 1	2- 3	2- 1				
0- 2	0- 1	0- 0	HOME	0- 1	0- 0	0- 0				
2- 3	0- 0	0- 1	AWAY	0- 0	2- 2	2- 0				
0- 1	0- 0	0- 0	NEUTRAL	0- 0	0- 1	0- 1				
6- 6	0- 0	0- 0	CONFERENCE	0- 0	6- 6	6- 3				
2- 4	0- 0	0- 0	HOME	0- 0	2- 4	2- 1				
4- 2	0- 0	0- 0	AWAY	0- 0	4- 2	4- 2				
0- 0	0- 0	0- 0	NEUTRAL	0- 0	0- 0	0- 0				

RPI 1-25				RPI 26-50				RPI 51-100				RPI 101+ Team's RPI: 250			
RPI	S	Opponent	Score	RPI	S	Opponent	Score	RPI	S	Opponent	Score	RPI	S	Opponent	Score
8	H	Baylor	43 85	26	A	LSU	50 65	92	H	Jacksonville	61 69	110	H	Lamar University	61 76
												119	A	Iowa St.	47 75
												130	H	Central Ark.	48 69
												133	H	SFA	73 86
												192	A	SMU	61 68
												214	H	Abilene Christian	81 60
												226	A	New Orleans	62 61
												248	N	Bradley	65 75
												257	A	A&M-Corpus Christi	55 76
												259	A	McNeese	61 54
												292	H	Southeastern La.	57 66
												308	A	Jackson St.	90 64
												311	A	Northwestern St.	79 63
												314	A	Incarnate Word	62 64
												322	A	Houston Baptist	73 61
												322	H	Houston Baptist	63 45
												338	A	Mississippi Val.	62 57

LAST 12 Division I GAMES:															
				322	H	Houston Baptist	63 45	130	H	Central Ark.	48 69				
				214	H	Abilene Christian	81 60	259	A	McNeese	61 54				
				226	A	New Orleans	62 61	322	A	Houston Baptist	73 61				
				292	H	Southeastern La.	57 66	133	H	SFA	73 86				
				110	H	Lamar University	61 76	314	A	Incarnate Word	62 64				
				257	A	A&M-Corpus Christi	55 76	311	A	Northwestern St.	79 63				

Non-Div I Games: Spring Hill 78 70 Evangel 72 55 Southern-N. O. 83 45

Nicholls St.

Loss, Non-Conf, S Site, H Home A Away N Neutral

Average RPI Win:	278	WON-LOST	WINNING	LAST 10	STRENGTH OF	OPP. STRENGTH	TEAM	ADJ.	CONF.	ADJ CONF.
Average RPI Loss:	181	RECORD	PCT. RANK	GAMES	SCHEDULE	OF SCHEDULE	RPI	RPI	RPI	RPI
DIV. I ONLY	13- 9	120	6- 4	293	346	200	200	31	31	
DIV. I NON-CONF.	7- 5	132	2- 0	277	331	190	190	30	30	

TOTALS	RPI 1-25	RPI 26-50	W-L RECORDS	RPI 51-100	RPI 101-999	RPI 201+				
13- 9	0- 0	0- 0	OVERALL	0- 1	13- 8	12- 5				
4- 4	0- 0	0- 0	HOME	0- 0	4- 4	4- 2				
8- 4	0- 0	0- 0	AWAY	0- 1	8- 3	7- 2				
1- 1	0- 0	0- 0	NEUTRAL	0- 0	1- 1	1- 1				
7- 5	0- 0	0- 0	NON-CONFERENCE	0- 1	7- 4	6- 3				
2- 2	0- 0	0- 0	HOME	0- 0	2- 2	2- 1				
4- 2	0- 0	0- 0	AWAY	0- 1	4- 1	3- 1				
1- 1	0- 0	0- 0	NEUTRAL	0- 0	1- 1	1- 1				
6- 4	0- 0	0- 0	CONFERENCE	0- 0	6- 4	6- 2				
2- 2	0- 0	0- 0	HOME	0- 0	2- 2	2- 1				
4- 2	0- 0	0- 0	AWAY	0- 0	4- 2	4- 1				
0- 0	0- 0	0- 0	NEUTRAL	0- 0	0- 0	0- 0				

RPI 1-25				RPI 26-50				RPI 51-100				RPI 101+ Team's RPI: 200					
RPI	S	Opponent	Score	RPI	S	Opponent	Score	RPI	S	Opponent	Score	RPI	S	Opponent	Score		
								82	A	Navy	51	70	127	A	Bethune-Cookman	45	60
												127	H	Bethune-Cookman	51	58	
												136	A	William & Mary	80	74	
												174	H	High Point	56	59	
												203	N	Bowling Green	50	59	
												205	A	Hampton	63	48	
												208	A	East Carolina	46	51	
												217	A	N. C. A&T	51	53	
												220	H	UNCG	64	63	
												230	H	Loyola Maryland	58	61	
												249	A	Campbell	53	27	
												260	H	Towson	86	76	
												265	H	Morgan St.	53	55	
												280	N	St. Francis Brooklyn	52	51	
												285	A	VCU	66	52	
												298	H	Coppin St.	71	57	
												317	A	South Carolina St.	71	67	
												335	A	N. C. Central	75	60	
												342	H	Florida A&M	70	49	
												343	A	Savannah St.	78	58	
												349	A	Longwood	64	45	

LAST 12 Division I GAMES:																	
				205	A	Hampton	63	48	343	A	Savannah St.	78	58				
				127	A	Bethune-Cookman	45	60	317	A	South Carolina St.	71	67				
				265	H	Morgan St.	53	55	335	A	N. C. Central	75	60				
				217	A	N. C. A&T	51	53	298	H	Coppin St.	71	57				
				342	H	Florida A&M	70	49	349	A	Longwood	64	45				
				127	H	Bethune-Cookman	51	58	136	A	William & Mary	80	74				

Non-Div I Games:

Norfolk St.

Average RPI Win:	167	WON-LOST	WINNING	LAST 10	STRENGTH OF	OPP. STRENGTH	TEAM	ADJ.	CONF.	ADJ CONF.
Average RPI Loss:	70	RECORD	PCT. RANK	GAMES	SCHEDULE	OF SCHEDULE	RPI	RPI	RPI	RPI
DIV. I ONLY	14- 11	142	4- 6	49	67	104	104	1	1	
DIV. I NON-CONF.	10- 3	52	0- 0	129	272	109	109	1	1	

TOTALS	RPI 1-25	RPI 26-50	W-L RECORDS	RPI 51-100	RPI 101-999	RPI 201+				
14- 11	1- 4	1- 2	OVERALL	0- 2	12- 3	4- 2				
11- 6	1- 1	1- 1	HOME	0- 2	9- 2	3- 1				
1- 5	0- 3	0- 1	AWAY	0- 0	1- 1	0- 1				
2- 0	0- 0	0- 0	NEUTRAL	0- 0	2- 0	1- 0				
10- 3	0- 0	1- 0	NON-CONFERENCE	0- 1	9- 2	4- 1				
8- 3	0- 0	1- 0	HOME	0- 1	7- 2	3- 1				
0- 0	0- 0	0- 0	AWAY	0- 0	0- 0	0- 0				
2- 0	0- 0	0- 0	NEUTRAL	0- 0	2- 0	1- 0				
4- 8	1- 4	0- 2	CONFERENCE	0- 1	3- 1	0- 1				
3- 3	1- 1	0- 1	HOME	0- 1	2- 0	0- 0				
1- 5	0- 3	0- 1	AWAY	0- 0	1- 1	0- 1				
0- 0	0- 0	0- 0	NEUTRAL	0- 0	0- 0	0- 0				

RPI 1-25				RPI 26-50				RPI 51-100				RPI 101+ Team's RPI: 104			
RPI	S	Opponent	Score	RPI	S	Opponent	Score	RPI	S	Opponent	Score	RPI	S	Opponent	Score
1	A	Notre Dame	62 94	29	A	Vi rgi ni a	70 82	56	H	Mercer	86 97	106	A	Wake Forest	79 76
5	A	Florida St.	65 103	46	H	Minnesota	88 83	66	H	Vi rgi ni a Tech	74 90	122	H	South Ala.	84 85
15	H	Duke	92 86	48	H	Mi ami (FL)	72 92					141	H	Cl emson	59 52
17	A	NC State	54 73									142	H	Col orado	87 80
17	H	NC State	53 66									154	H	Hartford	90 70
												156	H	Radford	79 46
												166	H	Pi ttsburgh	68 67
												175	N	Washi ngton	90 78
												188	H	Furman	84 56
												205	H	Hampton	66 70
												206	A	Boston Col lege	64 77
												234	N	Grambl ing	79 63
												269	H	Presbyteri an	91 56
												271	H	Appal achi an St.	56 43
												281	H	UNCW	86 60
LAST 12 Di vi si on I GAMES:															
17	A	NC State	54 73	17	H	NC State	53 66	106	A	Wake Forest	79 76	141	H	Cl emson	59 52
66	H	Vi rgi ni a Tech	74 90	206	A	Boston Col lege	64 77	166	H	Pi ttsburgh	68 67	234	N	Grambl ing	79 63
48	H	Mi ami (FL)	72 92	5	A	Fl ori da St.	65 103					269	H	Presbyteri an	91 56
1	A	Notre Dame	62 94									271	H	Appal achi an St.	56 43
29	A	Vi rgi ni a	70 82									281	H	UNCW	86 60
15	H	Duke	92 86												

Non-Div I Games:

North Carolina

Average RPI Win:	189	WON-LOST	WINNING	LAST 10	STRENGTH OF	OPP. STRENGTH	TEAM	ADJ.	CONF.	ADJ CONF.
Average RPI Loss:	138	RECORD	PCT. RANK	GAMES	SCHEDULE	OF SCHEDULE	RPI	RPI	RPI	RPI
DIV. I ONLY	9- 13	225	4- 6	58	266	169	169	19	19	
DIV. I NON-CONF.	5- 4	146	0- 0	38	201	59	59	13	13	

TOTALS	RPI 1-25	RPI 26-50	W-L RECORDS	RPI 51-100	RPI 101-999	RPI 201+				
9- 13	0- 1	1- 2	OVERALL	0- 1	8- 9	4- 3				
7- 3	0- 0	1- 0	HOME	0- 0	6- 3	3- 1				
1- 10	0- 1	0- 2	AWAY	0- 1	1- 6	1- 2				
1- 0	0- 0	0- 0	NEUTRAL	0- 0	1- 0	0- 0				
5- 4	0- 1	0- 2	NON-CONFERENCE	0- 1	5- 0	3- 0				
3- 0	0- 0	0- 0	HOME	0- 0	3- 0	2- 0				
1- 4	0- 1	0- 2	AWAY	0- 1	1- 0	1- 0				
1- 0	0- 0	0- 0	NEUTRAL	0- 0	1- 0	0- 0				
4- 9	0- 0	1- 0	CONFERENCE	0- 0	3- 9	1- 3				
4- 3	0- 0	1- 0	HOME	0- 0	3- 3	1- 1				
0- 6	0- 0	0- 0	AWAY	0- 0	0- 6	0- 2				
0- 0	0- 0	0- 0	NEUTRAL	0- 0	0- 0	0- 0				

RPI 1-25				RPI 26-50				RPI 51-100				RPI 101+ Team's RPI: 169			
RPI	S	Opponent	Score	RPI	S	Opponent	Score	RPI	S	Opponent	Score	RPI	S	Opponent	Score
8	A	Baylor	43 105	31	H	Northern Colo.	78 70	72	A	South Dakota	71 76	110	N	Lamar University	73 70
				37	A	South Dakota St.	52 66					143	A	Idaho St.	46 57
				47	A	Oregon St.	55 65					143	H	Idaho St.	55 68
												144	H	UNI	80 72
												148	A	Weber St.	69 80
												148	H	Weber St.	80 67
												149	A	Idaho	75 80
												149	H	Idaho	64 78
												180	A	Eastern Wash.	70 74
												180	H	Eastern Wash.	81 79
												232	A	Montana St.	56 72
												232	H	Montana St.	79 70
												240	A	Montana	51 53
												240	H	Montana	43 54
												282	H	North Dakota St.	79 68
												283	H	Massachusetts	82 52
												295	A	UTSA	60 47

LAST 12 Division I GAMES:															
143	H	Idaho St.	55 68	31	H	Northern Colo.	78 70	148	A	Weber St.	69 80	143	A	Idaho St.	46 57
148	H	Weber St.	80 67	148	A	Weber St.	69 80	232	H	Montana St.	79 70	240	A	Montana	51 53
240	A	Montana	51 53	232	H	Montana St.	79 70	240	H	Montana	43 54	149	H	Idaho	64 78
232	A	Montana St.	56 72	180	A	Eastern Wash.	70 74								
149	H	Idaho	64 78												
180	H	Eastern Wash.	81 79												

Non-Div I Games: Mayville St. 82 54 Southwest Minn. St. 85 62

North Dakota

Average RPI Win:	316	WON-LOST	WINNING	LAST 10	STRENGTH OF	OPP. STRENGTH	TEAM	ADJ.	CONF.	ADJ CONF.
Average RPI Loss:	142	RECORD	PCT. RANK	GAMES	SCHEDULE	OF SCHEDULE	RPI	RPI	RPI	RPI
DIV. I ONLY	5- 17	304	1- 9	160	248	282	282	15	15	
DIV. I NON-CONF.	4- 7	226	0- 0	293	310	277	277	17	17	

TOTALS	RPI 1-25	RPI 26-50	W-L RECORDS	RPI 51-100	RPI 101-999	RPI 201+				
5- 17	0- 0	0- 2	OVERALL	0- 3	5- 12	5- 2				
3- 6	0- 0	0- 1	HOME	0- 1	3- 4	3- 1				
1- 10	0- 0	0- 1	AWAY	0- 2	1- 7	1- 1				
1- 1	0- 0	0- 0	NEUTRAL	0- 0	1- 1	1- 0				
4- 7	0- 0	0- 0	NON-CONFERENCE	0- 1	4- 6	4- 1				
2- 2	0- 0	0- 0	HOME	0- 0	2- 2	2- 1				
1- 4	0- 0	0- 0	AWAY	0- 1	1- 3	1- 0				
1- 1	0- 0	0- 0	NEUTRAL	0- 0	1- 1	1- 0				
1- 10	0- 0	0- 2	CONFERENCE	0- 2	1- 6	1- 1				
1- 4	0- 0	0- 1	HOME	0- 1	1- 2	1- 0				
0- 6	0- 0	0- 1	AWAY	0- 1	0- 4	0- 1				
0- 0	0- 0	0- 0	NEUTRAL	0- 0	0- 0	0- 0				

RPI 1-25				RPI 26-50				RPI 51-100				RPI 101+				Team's RPI: 282
RPI	S	Opponent	Score	RPI	S	Opponent	Score	RPI	S	Opponent	Score	RPI	S	Opponent	Score	
				37	A	South Dakota St.	63 83	72	A	South Dakota	54 80	105	A	Western Ill.	72 97	
				37	H	South Dakota St.	64 85	72	H	South Dakota	67 82	112	A	Milwaukee	38 74	
								82	A	Navy	54 67	130	N	Central Ark.	45 68	
												142	A	Colorado	59 108	
												152	H	Cal Poly	69 73	
												169	A	North Dakota	68 79	
												181	A	Denver	79 98	
												181	H	Denver	73 78	
												194	A	Oral Roberts	48 71	
												194	H	Oral Roberts	57 64	
												238	A	Omaha	67 80	
												283	H	Massachusetts	82 70	
												303	A	FIU	71 68	
												320	H	Fort Wayne	72 56	
												321	H	UTRGV	79 82	
												329	N	UMBC	67 53	
												346	H	NJIT	105 58	

LAST 12 Division I GAMES:																
				181	H	Denver	73 78	320	H	Fort Wayne	72 56					
				194	H	Oral Roberts	57 64	181	A	Denver	79 98					
				72	A	South Dakota	54 80	194	A	Oral Roberts	48 71					
				37	H	South Dakota St.	64 85	37	A	South Dakota St.	63 83					
				105	A	Western Ill.	72 97	72	H	South Dakota	67 82					
				238	A	Omaha	67 80	130	N	Central Ark.	45 68					

Non-Div I Games: Valley City St. 67 58 Mayville St. 87 43 Dakota St. 97 42

North Dakota St.

Average RPI Win:	221	WON-LOST	WINNING	LAST 10	STRENGTH OF	OPP. STRENGTH	TEAM	ADJ.	CONF.	ADJ CONF.
Average RPI Loss:	169	RECORD	PCT. RANK	GAMES	SCHEDULE	OF SCHEDULE	RPI	RPI	RPI	RPI
DIV. I ONLY	7- 15	268	3- 7	155	228	239	239	22	22	
DIV. I NON-CONF.	4- 8	239	0- 2	132	216	199	199	21	21	

TOTALS	RPI 1-25	RPI 26-50	W-L RECORDS	RPI 51-100	RPI 101-999	RPI 201+				
7- 15	0- 2	1- 2	OVERALL	0- 2	6- 9	5- 7				
4- 4	0- 0	1- 0	HOME	0- 1	3- 3	2- 2				
3- 10	0- 2	0- 2	AWAY	0- 1	3- 5	3- 4				
0- 1	0- 0	0- 0	NEUTRAL	0- 0	0- 1	0- 1				
4- 8	0- 2	0- 1	NON-CONFERENCE	0- 1	4- 4	3- 4				
2- 1	0- 0	0- 0	HOME	0- 0	2- 1	1- 1				
2- 6	0- 2	0- 1	AWAY	0- 1	2- 2	2- 2				
0- 1	0- 0	0- 0	NEUTRAL	0- 0	0- 1	0- 1				
3- 7	0- 0	1- 1	CONFERENCE	0- 1	2- 5	2- 3				
2- 3	0- 0	1- 0	HOME	0- 1	1- 2	1- 1				
1- 4	0- 0	0- 1	AWAY	0- 0	1- 3	1- 2				
0- 0	0- 0	0- 0	NEUTRAL	0- 0	0- 0	0- 0				

RPI 1-25				RPI 26-50				RPI 51-100				RPI 101+ Team's RPI: 239			
RPI	S	Opponent	Score	RPI	S	Opponent	Score	RPI	S	Opponent	Score	RPI	S	Opponent	Score
5	A	Florida St.	51 109	40	A	FGCU	52 67	53	A	West Virginia	59 87	127	H	Bethune-Cookman	70 63
22	A	Georgia	37 75	40	H	FGCU	75 73	92	H	Jacksonville	48 66	173	A	Stetson	55 68
				44	A	Michigan	34 79					173	H	Stetson	51 68
												215	A	Fla. Atlantic	75 83
												216	A	Morehead St.	61 56
												244	H	Northern Ky.	58 50
												255	H	Col. of Charleston	69 73
												261	A	Lipscomb	57 78
												261	H	Lipscomb	69 73
												288	A	USC Upstate	65 61
												290	H	Kennesaw St.	77 72
												297	N	Monmouth	57 67
												301	A	Wofford	57 69
												342	A	Florida A&M	77 68
												346	A	NJIT	65 75

LAST 12 Division I GAMES:															
261	A	Lipscomb	57 78	288	A	USC Upstate	65 61	261	H	Lipscomb	69 73				
40	A	FGCU	52 67	290	H	Kennesaw St.	77 72	92	H	Jacksonville	48 66				
173	H	Stetson	51 68	301	A	Wofford	57 69	22	A	Georgia	37 75				
40	H	FGCU	75 73												
173	A	Stetson	55 68												
346	A	NJIT	65 75												

Non-Div I Games: Warner 74 38 Edward Waters 73 47 Webber Int'l 81 53

North Florida

Average RPI Win:	252	WON-LOST	WINNING	LAST 10	STRENGTH OF	OPP. STRENGTH	TEAM	ADJ.	CONF.	ADJ CONF.
Average RPI Loss:	141	RECORD	PCT. RANK	GAMES	SCHEDULE	OF SCHEDULE	RPI	RPI	RPI	RPI
DIV. I ONLY	10- 10	174	4- 6	288	155	223	223	18	18	
DIV. I NON-CONF.	6- 3	87	0- 0	343	103	237	237	20	20	

TOTALS	RPI 1-25	RPI 26-50	W-L RECORDS	RPI 51-100	RPI 101-999	RPI 201+				
10- 10	0- 0	0- 1	OVERALL	0- 4	10- 5	7- 2				
5- 4	0- 0	0- 1	HOME	0- 2	5- 1	2- 0				
3- 6	0- 0	0- 0	AWAY	0- 2	3- 4	3- 2				
2- 0	0- 0	0- 0	NEUTRAL	0- 0	2- 0	2- 0				
6- 3	0- 0	0- 0	NON-CONFERENCE	0- 2	6- 1	4- 1				
3- 1	0- 0	0- 0	HOME	0- 1	3- 0	1- 0				
1- 2	0- 0	0- 0	AWAY	0- 1	1- 1	1- 1				
2- 0	0- 0	0- 0	NEUTRAL	0- 0	2- 0	2- 0				
4- 7	0- 0	0- 1	CONFERENCE	0- 2	4- 4	3- 1				
2- 3	0- 0	0- 1	HOME	0- 1	2- 1	1- 0				
2- 4	0- 0	0- 0	AWAY	0- 1	2- 3	2- 1				
0- 0	0- 0	0- 0	NEUTRAL	0- 0	0- 0	0- 0				

RPI 1-25				RPI 26-50				RPI 51-100				RPI 101+				Team's RPI: 223
RPI	S	Opponent	Score	RPI	S	Opponent	Score	RPI	S	Opponent	Score	RPI	S	Opponent	Score	
				49	H	Western Ky.	65 79	74	A	Indiana	63 68	114	A	Middle Tenn.	48 56	
								81	A	UAB	52 68	135	H	UTEP	48 50	
								84	H	Kansas St.	54 55	157	A	Louisiana Tech	53 61	
								98	H	Rice	49 50	168	H	Tulsa	66 43	
												186	H	Charlotte	73 68	
												192	H	SMU	47 40	
												215	A	Fla. Atlantic	65 51	
												235	H	La Salle	70 44	
												275	N	Coastal Caro.	50 34	
												284	H	Old Dominion	63 46	
												295	A	UTSA	58 70	
												303	A	FIU	92 46	
												316	N	Detroit Mercy	63 57	
												326	A	Ill. -Chicago	67 70	
												344	A	Eastern Ill.	63 61	

LAST 12 Division I GAMES:																
215	A	Fla. Atlantic	65 51	114	A	Middle Tenn.	48 56									
303	A	FIU	92 46	186	H	Charlotte	73 68									
295	A	UTSA	58 70	284	H	Old Dominion	63 46									
135	H	UTEP	48 50	98	H	Rice	49 50									
49	H	Western Ky.	65 79	157	A	Louisiana Tech	53 61									
81	A	UAB	52 68	344	A	Eastern Ill.	63 61									

Non-Div I Games: Mid-Amer. Christian 86 52 Tex. A&M Int'l 64 38 Okla. Panhandle 63 41

North Texas

Loss, Non-Conf, S Site, H Home A Away N Neutral

Average RPI Win:	224	WON-LOST	WINNING	LAST 10	STRENGTH OF	OPP. STRENGTH	TEAM	ADJ.	CONF.	ADJ CONF.
Average RPI Loss:	120	RECORD	PCT. RANK	GAMES	SCHEDULE	OF SCHEDULE	RPI	RPI	RPI	RPI
DIV. I ONLY	12- 12	174	5- 5	102	217	138	138	10	10	
DIV. I NON-CONF.	5- 6	187	0- 0	197	315	214	214	12	12	
<hr/>										
TOTALS	RPI 1-25	RPI 26-50	W-L RECORDS	RPI 51-100	RPI 101-999	RPI 201+				
12- 12	0- 0	0- 0	OVERALL	0- 7	12- 5	8- 1				
6- 4	0- 0	0- 0	HOME	0- 3	6- 1	3- 0				
5- 6	0- 0	0- 0	AWAY	0- 3	5- 3	4- 0				
1- 2	0- 0	0- 0	NEUTRAL	0- 1	1- 1	1- 1				
5- 6	0- 0	0- 0	NON-CONFERENCE	0- 2	5- 4	4- 1				
2- 2	0- 0	0- 0	HOME	0- 1	2- 1	1- 0				
2- 2	0- 0	0- 0	AWAY	0- 0	2- 2	2- 0				
1- 2	0- 0	0- 0	NEUTRAL	0- 1	1- 1	1- 1				
7- 6	0- 0	0- 0	CONFERENCE	0- 5	7- 1	4- 0				
4- 2	0- 0	0- 0	HOME	0- 2	4- 0	2- 0				
3- 4	0- 0	0- 0	AWAY	0- 3	3- 1	2- 0				
0- 0	0- 0	0- 0	NEUTRAL	0- 0	0- 0	0- 0				

RPI 1-25				RPI 26-50				RPI 51-100				RPI 101+				Team's RPI: 138	
RPI	S	Opponent	Score	RPI	S	Opponent	Score	RPI	S	Opponent	Score	RPI	S	Opponent	Score		
								60	N	Houston	64	72	118	A	Delaware	64	53
								61	A	Drexel	50	58	118	H	Delaware	73	59
								61	H	Drexel	58	69	136	A	William & Mary	53	71
								62	A	Elon	71	78	136	H	William & Mary	64	46
								75	A	James Madison	43	72	170	H	Marist	78	72
								75	H	James Madison	57	60	183	A	New Hampshire	50	65
								78	H	Harvard	69	79	195	H	Providence	95	98
													198	A	Boston U.	73	74
													241	N	New Mexico St.	65	64
													254	N	Illinois St.	55	65
													255	H	Col. of Charleston	59	37
													258	H	Fairfield	63	43
													260	A	Towson	70	61
													281	A	UNCW	54	47
													281	H	UNCW	56	39
													283	A	Massachusetts	64	54
													287	A	Vermont	71	66
LAST 12 Division I GAMES:																	
136	A	William & Mary	53	71	136	H	William & Mary	64	46								
75	A	James Madison	43	72	61	H	Drexel	58	69								
118	H	Delaware	73	59	255	H	Col. of Charleston	59	37								
281	H	UNCW	56	39	62	A	Elon	71	78								
61	A	Drexel	50	58	281	A	UNCW	54	47								
118	A	Delaware	64	53	75	H	James Madison	57	60								

Non-Div I Games:

Northeastern

Average RPI Win:	232	WON-LOST	WINNING	LAST 10	STRENGTH OF	OPP. STRENGTH	TEAM	ADJ.	CONF.	ADJ CONF.
Average RPI Loss:	199	RECORD	PCT. RANK	GAMES	SCHEDULE	OF SCHEDULE	RPI	RPI	RPI	RPI
DIV. I ONLY	4- 18	312	2- 8	227	335	318	318	19	19	
DIV. I NON-CONF.	2- 8	290	0- 0	203	330	307	307	13	13	

TOTALS	RPI 1-25	RPI 26-50	W-L RECORDS	RPI 51-100	RPI 101-999	RPI 201+				
4- 18	0- 0	0- 0	OVERALL	0- 1	4- 17	2- 8				
2- 8	0- 0	0- 0	HOME	0- 1	2- 7	1- 5				
1- 10	0- 0	0- 0	AWAY	0- 0	1- 10	1- 3				
1- 0	0- 0	0- 0	NEUTRAL	0- 0	1- 0	0- 0				
2- 8	0- 0	0- 0	NON-CONFERENCE	0- 1	2- 7	1- 3				
1- 4	0- 0	0- 0	HOME	0- 1	1- 3	1- 2				
0- 4	0- 0	0- 0	AWAY	0- 0	0- 4	0- 1				
1- 0	0- 0	0- 0	NEUTRAL	0- 0	1- 0	0- 0				
2- 10	0- 0	0- 0	CONFERENCE	0- 0	2- 10	1- 5				
1- 4	0- 0	0- 0	HOME	0- 0	1- 4	0- 3				
1- 6	0- 0	0- 0	AWAY	0- 0	1- 6	1- 2				
0- 0	0- 0	0- 0	NEUTRAL	0- 0	0- 0	0- 0				

RPI 1-25				RPI 26-50				RPI 51-100				RPI 101+				Team's RPI: 318	
RPI	S	Opponent	Score	RPI	S	Opponent	Score	RPI	S	Opponent	Score	RPI	S	Opponent	Score		
								98	H	Rice	83	88	143	A	Idaho St.	59	76
												143	H	Idaho St.	55	75	
												148	A	Weber St.	63	77	
												148	H	Weber St.	76	75	
												149	A	Idaho	68	83	
												152	H	Cal Poly	73	89	
												177	N	Boise St.	62	60	
												180	A	Eastern Wash.	62	82	
												181	A	Denver	73	80	
												193	A	Youngstown St.	67	69	
												201	A	CSUN	69	78	
												204	H	UC Santa Barbara	93	96	
												232	A	Montana St.	39	81	
												232	H	Montana St.	56	78	
												240	A	Montana	62	70	
												240	H	Montana	52	69	
												253	A	Hawai i	68	84	
												264	H	Grand Canyon	54	72	
												277	H	Arizona	84	66	
												324	A	Southern Utah	72	55	
												324	H	Southern Utah	57	60	

LAST 12 Division I GAMES:																	
324	A	Southern Utah	72	55	180	A	Eastern Wash.	62	82								
148	A	Weber St.	63	77	324	H	Southern Utah	57	60								
143	A	Idaho St.	59	76	143	H	Idaho St.	55	75								
240	H	Montana	52	69	148	H	Weber St.	76	75								
232	H	Montana St.	56	78	232	A	Montana St.	39	81								
149	A	Idaho	68	83	240	A	Montana	62	70								

Non-Div I Games: Antelope Valley 104 49

Northern Ariz.

Average RPI Win:	162	WON-LOST	WINNING	LAST 10	STRENGTH OF	OPP. STRENGTH	TEAM	ADJ.	CONF.	ADJ CONF.
Average RPI Loss:	118	RECORD	PCT. RANK	GAMES	SCHEDULE	OF SCHEDULE	RPI	RPI	RPI	RPI
DIV. I ONLY	18- 6	49	7- 3	30	216	31	31	19	19	
DIV. I NON-CONF.	8- 3	65	0- 0	17	101	23	23	13	13	

TOTALS	RPI 1-25	RPI 26-50	W-L RECORDS	RPI 51-100	RPI 101-999	RPI 201+				
18- 6	1- 0	1- 0	OVERALL	1- 2	15- 4	5- 0				
9- 2	0- 0	1- 0	HOME	0- 0	8- 2	2- 0				
8- 4	1- 0	0- 0	AWAY	0- 2	7- 2	3- 0				
1- 0	0- 0	0- 0	NEUTRAL	1- 0	0- 0	0- 0				
8- 3	1- 0	1- 0	NON-CONFERENCE	1- 2	5- 1	1- 0				
4- 1	0- 0	1- 0	HOME	0- 0	3- 1	0- 0				
3- 2	1- 0	0- 0	AWAY	0- 2	2- 0	1- 0				
1- 0	0- 0	0- 0	NEUTRAL	1- 0	0- 0	0- 0				
10- 3	0- 0	0- 0	CONFERENCE	0- 0	10- 3	4- 0				
5- 1	0- 0	0- 0	HOME	0- 0	5- 1	2- 0				
5- 2	0- 0	0- 0	AWAY	0- 0	5- 2	2- 0				
0- 0	0- 0	0- 0	NEUTRAL	0- 0	0- 0	0- 0				

RPI 1-25				RPI 26-50				Team's RPI: 31				RPI 51-100				RPI 101+			
RPI	S	Opponent	Score	RPI	S	Opponent	Score	RPI	S	Opponent	Score	RPI	S	Opponent	Score	RPI	S	Opponent	Score
24	A	DePaul	94 88	26	H	LSU	58 50	55	A	Qui nni pi ac	49 60	116	H	Col orado St.	44 55				
								69	A	Fordham	33 48	125	H	BYU	79 74				
								88	N	Li berty	65 57	143	A	Idaho St.	63 57				
												143	H	Idaho St.	75 52				
												148	A	Weber St.	73 82				
												148	H	Weber St.	71 69				
												149	A	Idaho	78 72				
												149	H	Idaho	71 79				
												150	H	San Franci sco	73 60				
												169	A	North Dakota	70 78				
												171	H	Paci fi c	80 55				
												180	A	Eastern Wash.	70 65				
												180	H	Eastern Wash.	68 62				
												181	A	Denver	71 63				
												232	A	Montana St.	78 63				
												232	H	Montana St.	82 69				
												240	A	Montana	64 58				
												240	H	Montana	68 50				
												267	A	UMKC	88 73				
LAST 12 Division I GAMES:																			
148	H	Weber St.	71 69	169	A	North Dakota	70 78												
143	H	Idaho St.	75 52	143	A	Idaho St.	63 57												
232	A	Montana St.	78 63	148	A	Weber St.	73 82												
240	A	Montana	64 58	240	H	Montana	68 50												
180	H	Eastern Wash.	68 62	232	H	Montana St.	82 69												
149	H	Idaho	71 79	149	A	Idaho	78 72												

Non-Div I Games:

Northern Colo.

Average RPI	Win:	213	WON-LOST	WINNING	LAST 10	STRENGTH OF	OPP. STRENGTH	TEAM	ADJ.	CONF.	ADJ CONF.
Average RPI	Loss:	85	RECORD	PCT. RANK	GAMES	SCHEDULE	OF SCHEDULE	RPI	RPI	RPI	RPI
DIV. I ONLY		13- 11		151	3- 7	147	109	124	124	7	7
DIV. I NON-CONF.		8- 3		65	0- 0	283	266	121	121	8	8

TOTALS	RPI 1-25		RPI 26-50		W-L RECORDS	RPI 51-100		RPI 101-999		RPI 201+	
13- 11	1- 1		0- 2		OVERALL	0- 5		12- 3		8- 1	
6- 3	1- 0		0- 1		HOME	0- 1		5- 1		3- 1	
6- 6	0- 0		0- 0		AWAY	0- 1		6- 0		4- 0	
1- 2	0- 0		0- 0		NEUTRAL	0- 1		1- 1		1- 0	
8- 3	0- 1		0- 0		NON-CONFERENCE	0- 1		8- 1		6- 0	
3- 0	0- 0		0- 0		HOME	0- 0		3- 0		2- 0	
4- 1	0- 1		0- 0		AWAY	0- 0		4- 0		3- 0	
1- 2	0- 0		0- 0		NEUTRAL	0- 1		1- 1		1- 0	
5- 8	1- 0		0- 2		CONFERENCE	0- 4		4- 2		2- 1	
3- 3	1- 0		0- 1		HOME	0- 1		2- 1		1- 1	
2- 5	0- 0		0- 1		AWAY	0- 3		2- 1		1- 0	
0- 0	0- 0		0- 0		NEUTRAL	0- 0		0- 0		0- 0	

RPI	S	Opponent	Score	RPI	S	Opponent	Score	RPI	S	Opponent	Score	RPI	S	Opponent	Score	Team's RPI: 124
20	A	Iowa	80 105	28	H	Central Mi ch.	78 81	64	A	Toledo	60 63	105	H	Western Ill.	96 94	
21	H	Buffalo	86 84	41	A	Ball St.	72 81	76	A	Ohio	75 77	109	A	Western Mi ch.	83 88	
								80	N	Albany (NY)	91 97	110	N	Lamar University	80 90	
								90	A	Miami (OH)	65 67	140	A	SIUE	86 75	
								90	H	Miami (OH)	62 77	145	A	Kent St.	72 62	
												145	H	Kent St.	81 79	
												203	H	Bowling Green	73 68	
												211	A	Akron	84 61	
												222	H	Eastern Mi ch.	76 83	
												248	H	Bradley	76 52	
												268	N	Sacramento St.	84 75	
												295	A	UTSA	69 55	
												307	H	Loyola Chi cago	80 71	
												339	A	Chi cago St.	80 59	
												344	A	Eastern Ill.	93 64	

LAST 12 Division I GAMES:																
203	H	Bowling Green	73 68	222	H	Eastern Mi ch.	76 83									
211	A	Akron	84 61	28	H	Central Mi ch.	78 81									
145	A	Kent St.	72 62	64	A	Toledo	60 63									
90	H	Miami (OH)	62 77	109	A	Western Mi ch.	83 88									
41	A	Ball St.	72 81	21	H	Buffalo	86 84									
76	A	Ohio	75 77	145	H	Kent St.	81 79									

Non-Div I Games:

Northern Ill.

Average RPI	Win:	203	WON-LOST	WINNING	LAST 10	STRENGTH OF	OPP. STRENGTH	TEAM	ADJ.	CONF.	ADJ CONF.
Average RPI	Loss:	153	RECORD	PCT. RANK	GAMES	SCHEDULE	OF SCHEDULE	RPI	RPI	RPI	RPI
DIV. I ONLY	7- 17	278	4- 6	117	209	244	244	11	11		
DIV. I NON-CONF.	1- 9	318	0- 0	180	290	302	302	14	14		

TOTALS	RPI 1-25	RPI 26-50	W-L RECORDS	RPI 51-100	RPI 101-999	RPI 201+					
7- 17	1- 1	0- 0	OVERALL	0- 4	6- 12	4- 5					
4- 8	1- 0	0- 0	HOME	0- 3	3- 5	3- 1					
3- 8	0- 1	0- 0	AWAY	0- 0	3- 7	1- 4					
0- 1	0- 0	0- 0	NEUTRAL	0- 1	0- 0	0- 0					
1- 9	0- 0	0- 0	NON-CONFERENCE	0- 2	1- 7	0- 4					
0- 4	0- 0	0- 0	HOME	0- 1	0- 3	0- 1					
1- 4	0- 0	0- 0	AWAY	0- 0	1- 4	0- 3					
0- 1	0- 0	0- 0	NEUTRAL	0- 1	0- 0	0- 0					
6- 8	1- 1	0- 0	CONFERENCE	0- 2	5- 5	4- 1					
4- 4	1- 0	0- 0	HOME	0- 2	3- 2	3- 0					
2- 4	0- 1	0- 0	AWAY	0- 0	2- 3	1- 1					
0- 0	0- 0	0- 0	NEUTRAL	0- 0	0- 0	0- 0					

RPI	S	Opponent	Score	RPI	S	Opponent	Score	RPI	S	Opponent	Score	RPI	S	Opponent	Score	Team's RPI: 244
12	A	Green Bay	41 58					68	H	IUPUI	35 71	112	A	Milwaukee	60 57	
12	H	Green Bay	62 54					74	H	Indiana	56 67	112	H	Milwaukee	49 52	
								92	N	Jacksonville	49 61	123	A	ETSU	57 45	
								99	H	Wright St.	63 68	129	A	Cleveland St.	49 72	
												129	H	Cleveland St.	65 70	
												137	H	Robert Morris	50 59	
												145	H	Kent St.	54 59	
												173	A	Stetson	56 67	
												193	A	Youngstown St.	51 54	
												219	A	Oakland	53 79	
												219	H	Oakland	66 59	
												236	H	Austin Peay	52 53	
												239	A	North Florida	50 58	
												254	A	Illinois St.	37 49	
												293	A	Murray St.	87 98	
												316	A	Detroit Mercy	78 67	
												316	H	Detroit Mercy	64 60	
												326	H	Ill. - Chicago	61 53	

LAST 12 Division I GAMES:																
316	H	Detroit Mercy	64 60	326	H	Ill. - Chicago	61 53									
219	H	Oakland	66 59	68	H	IUPUI	35 71									
112	A	Milwaukee	60 57	129	H	Cleveland St.	65 70									
12	A	Green Bay	41 58	99	H	Wright St.	63 68									
129	A	Cleveland St.	49 72	219	A	Oakland	53 79									
193	A	Youngstown St.	51 54	316	A	Detroit Mercy	78 67									

Non-Div I Games: Oakland City 103 25

Northern Ky.

Average RPI Win: 229		WON-LOST RECORD	WINNING PCT. RANK	LAST 10 GAMES	STRENGTH OF SCHEDULE	OPP. STRENGTH OF SCHEDULE	TEAM RPI	ADJ. RPI	CONF. RPI	ADJ. CONF. RPI
Average RPI Loss: 65										
DIV. I ONLY		9- 17	259	1- 9	76	77	184	184	3	3
DIV. I NON-CONF.		7- 7	170	0- 0	163	131	178	178	4	4
TOTALS		RPI 1-25	RPI 26-50	W-L RECORDS		RPI 51-100	RPI 101-999	RPI 201+		
9- 17	0- 4		0- 5	OVERALL		1- 4	8- 4	5- 0		
5- 8	0- 4		0- 2	HOME		0- 1	5- 1	3- 0		
3- 7	0- 0		0- 0	AWAY		0- 1	3- 0	2- 0		
1- 2	0- 0		0- 0	NEUTRAL		1- 1	0- 1	0- 0		
7- 7	0- 2		0- 1	NON-CONFERENCE		1- 1	6- 3	4- 0		
4- 3	0- 2		0- 0	HOME		0- 0	4- 1	3- 0		
2- 2	0- 0		0- 1	AWAY		0- 0	2- 1	1- 0		
1- 2	0- 0		0- 0	NEUTRAL		1- 1	0- 1	0- 0		
2- 10	0- 2		0- 4	CONFERENCE		0- 3	2- 1	1- 0		
1- 5	0- 2		0- 2	HOME		0- 1	1- 0	0- 0		
1- 5	0- 0		0- 2	AWAY		0- 2	1- 1	1- 0		
0- 0	0- 0		0- 0	NEUTRAL		0- 0	0- 0	0- 0		

RPI 1-25					
RPI	S	Opponent	Score		
12	H	Green Bay	57	63	
13	H	Maryl and	65	68	
20	H	Iowa	61	70	
24	H	DePaul	63	92	

RPI 26-50					
RPI	S	Opponent	Score		
36	A	Syracuse	74	81	
42	A	Purdue	60	63	
44	A	Mi chi gan	63	84	
44	H	Mi chi gan	59	80	
46	H	Mi nnesota	63	90	

RPI 51-100					
RPI	S	Opponent	Score		
52	A	Mi chi gan St.	51	81	
63	H	Nebraska	59	69	
74	A	Indi ana	73	78	
96	N	Auburn	49	48	
100	N	Chattanooga	44	61	

RPI 101+					
RPI	S	Opponent	Score		
108	A	Missouri St.	59	90	
112	H	Milwaukee	57	66	
132	N	Georgetown	54	55	
185	A	Wisconsin	46	58	
185	H	Wisconsin	69	60	
191	A	UT Martin	71	63	
197	H	Stony Brook	68	36	
213	A	Illinois	74	59	
219	H	Oakland	88	70	
274	H	Santa Clara	57	47	
339	A	Chicago St.	63	36	
344	H	Eastern Ill.	74	40	

Team's RPI : 184					

LAST 12 Division I GAMES:					
20	H	Iowa	61	70	
44	A	Mi chi gan	63	84	
74	A	Indi ana	73	78	
44	H	Mi chi gan	59	80	
13	H	Maryl and	65	68	
185	A	Wi sconsi n	46	58	
42	A	Purdue	60	63	
185	H	Wi sconsi n	69	60	
63	H	Nebraska	59	69	
52	A	Mi chi gan St.	51	81	
213	A	Ill i noi s	74	59	
46	H	Mi nnesota	63	90	

Non-Div I Games:

Northwestern

■ Loss, ■ Non-Conf, S Site, H Home A Away N Neutral

Average RPI Win:	298	WON-LOST	WINNING	LAST 10	STRENGTH OF	OPP. STRENGTH	TEAM	ADJ.	CONF.	ADJ CONF.
Average RPI Loss:	173	RECORD	PCT. RANK	GAMES	SCHEDULE	OF SCHEDULE	RPI	RPI	RPI	RPI
DIV. I ONLY	3- 17	325	2- 8	169	305	311	311	26	26	
DIV. I NON-CONF.	1- 6	306	0- 0	107	115	241	241	25	25	

TOTALS	RPI 1-25	RPI 26-50	W-L RECORDS	RPI 51-100	RPI 101-999	RPI 201+				
3- 17	0- 1	0- 1	OVERALL	0- 1	3- 14	3- 8				
2- 6	0- 0	0- 0	HOME	0- 0	2- 6	2- 3				
1- 10	0- 0	0- 0	AWAY	0- 0	1- 1	1- 0				
0- 1	0- 0	0- 0	NEUTRAL	0- 0	0- 1	0- 1				
1- 6	0- 1	0- 1	NON-CONFERENCE	0- 1	1- 3	1- 1				
0- 1	0- 0	0- 0	HOME	0- 0	0- 1	0- 0				
1- 4	0- 1	0- 1	AWAY	0- 1	1- 1	1- 0				
0- 1	0- 0	0- 0	NEUTRAL	0- 0	0- 1	0- 1				
2- 11	0- 0	0- 0	CONFERENCE	0- 0	2- 11	2- 7				
2- 5	0- 0	0- 0	HOME	0- 0	2- 5	2- 3				
0- 6	0- 0	0- 0	AWAY	0- 0	0- 6	0- 4				
0- 0	0- 0	0- 0	NEUTRAL	0- 0	0- 0	0- 0				

RPI 1-25				RPI 26-50				RPI 51-100				RPI 101+ Team's RPI: 311			
RPI	S	Opponent	Score	RPI	S	Opponent	Score	RPI	S	Opponent	Score	RPI	S	Opponent	Score
9	A	Texas	44 68	45	A	Oklahoma St.	44 78	59	A	TCU	51 89	110	A	Lamar University	44 71
												130	H	Central Ark.	53 61
												131	A	Ole Miss	44 75
												133	A	SFA	48 83
												133	H	SFA	62 70
												196	H	Southern Miss.	59 71
												214	A	Abilene Christian	41 80
												226	A	New Orleans	63 81
												226	H	New Orleans	52 47
												245	N	Texas Southern	43 56
												250	H	Nicholls St.	63 79
												257	H	A&M-Corpus Christi	56 62
												259	A	McNeese	67 72
												259	H	McNeese	44 60
												292	A	Southeastern La.	65 71
												330	H	Sam Houston St.	63 60
												337	A	La.-Monroe	70 48

LAST 12 Division I GAMES:															
133	A	SFA	48 83	292	A	Southeastern La.	65 71								
110	A	Lamar University	44 71	330	H	Sam Houston St.	63 60								
259	H	McNeese	44 60	214	A	Abilene Christian	41 80								
226	H	New Orleans	52 47	133	H	SFA	62 70								
130	H	Central Ark.	53 61	257	H	A&M-Corpus Christi	56 62								
226	A	New Orleans	63 81	259	A	McNeese	67 72								

Non-Div I Games: LeTourneau 82 39 LSU-Shreveport 62 42 LSU-Alexandria 85 55 Central Baptist 87 22 Northwestern St.

Average RPI	Win:	75	WON-LOST	WINNING	LAST 10	STRENGTH OF	OPP. STRENGTH	TEAM	ADJ.	CONF.	ADJ CONF.
Average RPI	Loss:	3	RECORD	PCT. RANK	GAMES	SCHEDULE	OF SCHEDULE	RPI	RPI	RPI	RPI
DIV. I ONLY		23- 2	5	9- 1	1	4	1	1	1	1	1
DIV. I NON-CONF.		12- 1	6	1- 0	2	9	2	2	1	1	1

TOTALS	RPI 1-25		RPI 26-50		W-L RECORDS	RPI 51-100		RPI 101-999		RPI 201+	
23- 2	5- 2		7- 0		OVERALL	4- 0		7- 0		2- 0	
11- 0	2- 0		3- 0		HOME	2- 0		4- 0		2- 0	
9- 2	2- 2		3- 0		AWAY	2- 0		2- 0		0- 0	
3- 0	1- 0		1- 0		NEUTRAL	0- 0		1- 0		0- 0	
12- 1	3- 1		5- 0		NON-CONFERENCE	2- 0		2- 0		1- 0	
5- 0	2- 0		1- 0		HOME	1- 0		1- 0		1- 0	
4- 1	0- 1		3- 0		AWAY	1- 0		0- 0		0- 0	
3- 0	1- 0		1- 0		NEUTRAL	0- 0		1- 0		0- 0	
11- 1	2- 1		2- 0		CONFERENCE	2- 0		5- 0		1- 0	
6- 0	0- 0		2- 0		HOME	1- 0		3- 0		1- 0	
5- 1	2- 1		0- 0		AWAY	1- 0		2- 0		0- 0	
0- 0	0- 0		0- 0		NEUTRAL	0- 0		0- 0		0- 0	

RPI	S	Opponent	Score	RPI	S	Opponent	Score	RPI	S	Opponent	Score	RPI	S	Opponent	Score
2	A	UConn	71 80	27	N	South Fla.	76 66	52	H	Michigan St.	90 59	104	H	North Carolina	94 62
4	A	Louisville	67 100	32	H	Marquette	91 85	65	A	Georgia Tech	77 54	106	A	Wake Forest	96 73
5	A	Florida St.	100 69	36	H	Syracuse	87 72	65	H	Georgia Tech	85 69	123	N	ETSU	77 46
7	H	Tennessee	84 70	44	A	Michigan	83 63	73	A	Penn	66 54	141	H	Clemson	90 37
15	A	Duke	72 54	47	A	Oregon St.	72 67					166	A	Pittsburgh	87 53
19	N	South Carolina	92 85	48	H	Miami (FL)	83 76					206	H	Boston College	89 60
24	H	DePaul	91 82	49	A	Western Ky.	78 65					262	H	Mt. St. Mary's	121 65

LAST 12 Division I GAMES:															
65	H	Georgia Tech	85 69	7	H	Tennessee	84 70	206	H	Boston College	89 60	4	A	Louisville	67 100
15	A	Duke	72 54					65	A	Georgia Tech	77 54	48	H	Miami (FL)	83 76
104	H	North Carolina	94 62					106	A	Wake Forest	96 73				
5	A	Florida St.	100 69												
166	A	Pittsburgh	87 53												
141	H	Clemson	90 37												

Non-Div I Games:

Notre Dame

Average RPI Win:	275	WON-LOST	WINNING	LAST 10	STRENGTH OF	OPP. STRENGTH	TEAM	ADJ.	CONF.	ADJ CONF.
Average RPI Loss:	107	RECORD	PCT. RANK	GAMES	SCHEDULE	OF SCHEDULE	RPI	RPI	RPI	RPI
DIV. I ONLY	10- 13	210	3- 7	205	163	219	219	11	11	
DIV. I NON-CONF.	6- 4	122	0- 0	281	178	151	151	14	14	

TOTALS	RPI 1-25	RPI 26-50	W-L RECORDS	RPI 51-100	RPI 101-999	RPI 201+				
10- 13	0- 1	0- 2	OVERALL	0- 4	10- 6	9- 1				
4- 6	0- 1	0- 1	HOME	0- 1	4- 3	4- 0				
4- 7	0- 0	0- 1	AWAY	0- 3	4- 3	3- 1				
2- 0	0- 0	0- 0	NEUTRAL	0- 0	2- 0	2- 0				
6- 4	0- 0	0- 2	NON-CONFERENCE	0- 1	6- 1	6- 0				
2- 1	0- 0	0- 1	HOME	0- 0	2- 0	2- 0				
2- 3	0- 0	0- 1	AWAY	0- 1	2- 1	2- 0				
2- 0	0- 0	0- 0	NEUTRAL	0- 0	2- 0	2- 0				
4- 9	0- 1	0- 0	CONFERENCE	0- 3	4- 5	3- 1				
2- 5	0- 1	0- 0	HOME	0- 1	2- 3	2- 0				
2- 4	0- 0	0- 0	AWAY	0- 2	2- 2	1- 1				
0- 0	0- 0	0- 0	NEUTRAL	0- 0	0- 0	0- 0				

RPI 1-25				RPI 26-50				RPI 51-100				RPI 101+ Team's RPI: 219			
RPI	S	Opponent	Score	RPI	S	Opponent	Score	RPI	S	Opponent	Score	RPI	S	Opponent	Score
12	H	Green Bay	48 81	28	H	Central Mich.	85 103	52	A	Michigan St.	63 95	112	H	Milwaukee	62 74
				44	A	Michigan	69 78	68	A	IUPUI	64 80	129	A	Cleveland St.	62 70
								99	A	Wright St.	75 80	129	H	Cleveland St.	66 86
								99	H	Wright St.	57 77	184	A	Northwestern	70 88
												193	A	Youngstown St.	58 48
												193	H	Youngstown St.	76 86
												244	A	Northern Ky.	59 66
												244	H	Northern Ky.	79 53
												246	H	Niagara	67 59
												254	H	Illinois St.	64 43
												266	A	Cornell	79 77
												284	N	Old Dominion	80 59
												286	A	Canius	83 48
												316	H	Detroit Mercy	83 50
												326	A	Ill.-Chicago	67 63
												336	N	Ark.-Pine Bluff	69 37

LAST 12 Division I GAMES:															
				99	A	Wright St.	75 80	112	H	Milwaukee	62 74				
				244	A	Northern Ky.	59 66	68	A	IUPUI	64 80				
				129	H	Cleveland St.	66 86	326	A	Ill.-Chicago	67 63				
				193	H	Youngstown St.	76 86	244	H	Northern Ky.	79 53				
				316	H	Detroit Mercy	83 50	99	H	Wright St.	57 77				
				12	H	Green Bay	48 81	193	A	Youngstown St.	58 48				

Non-Div I Games: Mich.-Dearborn 104 44

Oakland

Average RPI Win:	164	WON-LOST	WINNING	LAST 10	STRENGTH OF	OPP. STRENGTH	TEAM	ADJ.	CONF.	ADJ CONF.
Average RPI Loss:	69	RECORD	PCT. RANK	GAMES	SCHEDULE	OF SCHEDULE	RPI	RPI	RPI	RPI
DIV. I ONLY	12- 10	148	6- 4	23	95	76	76	7	7	
DIV. I NON-CONF.	5- 5	170	0- 0	66	203	112	112	8	8	

TOTALS	RPI 1-25	RPI 26-50	W-L RECORDS	RPI 51-100	RPI 101-999	RPI 201+				
12- 10	0- 1	2- 4	OVERALL	1- 3	9- 2	5- 0				
6- 4	0- 1	1- 2	HOME	1- 1	4- 0	2- 0				
6- 4	0- 0	1- 0	AWAY	0- 1	5- 0	3- 0				
0- 2	0- 0	0- 1	NEUTRAL	0- 0	0- 1	0- 0				
5- 5	0- 0	1- 2	NON-CONFERENCE	0- 1	4- 2	3- 0				
2- 2	0- 0	0- 1	HOME	0- 1	2- 0	1- 0				
3- 1	0- 0	1- 0	AWAY	0- 0	2- 1	2- 0				
0- 2	0- 0	0- 1	NEUTRAL	0- 0	0- 1	0- 0				
7- 5	0- 1	1- 2	CONFERENCE	1- 2	5- 0	2- 0				
4- 2	0- 1	1- 1	HOME	1- 0	2- 0	1- 0				
3- 3	0- 0	0- 1	AWAY	0- 2	3- 0	1- 0				
0- 0	0- 0	0- 0	NEUTRAL	0- 0	0- 0	0- 0				

RPI	S	Opponent	Score	RPI	S	Opponent	Score	RPI	S	Opponent	Score	RPI	S	Opponent	Score
21	H	Buffalo	63 67	28	A	Central Mich.	58 82	64	A	Toledo	57 75	109	A	Western Mich.	69 54
				28	H	Central Mich.	72 74	64	H	Toledo	78 61	124	H	Northern Ill.	77 75
				29	N	Virginia	59 77	68	H	IUPUI	52 76	129	A	Cleveland St.	64 71
				41	H	Ball St.	80 76	90	A	Miami (OH)	55 64	145	A	Kent St.	78 65
				42	A	Purdue	77 71					174	H	High Point	64 61
				44	H	Michigan	61 74					188	N	Furman	68 70
												203	A	Bowling Green	70 63
												211	H	Akron	70 67
												217	H	N. C. A&T	72 65
												305	A	Eastern Ky.	69 57
												334	A	Marshall	54 52

LAST 12 Division I GAMES:															
145	A	Kent St.	78 65	21	H	Buffalo	63 67	109	A	Western Mich.	69 54	64	A	Toledo	57 75
28	H	Central Mich.	72 74	64	A	Toledo	78 61	211	H	Akron	70 67	28	A	Central Mich.	58 82
41	H	Ball St.	80 76	64	H	Toledo	78 61	28	A	Central Mich.	58 82	64	H	Toledo	78 61
90	A	Miami (OH)	55 64	211	H	Akron	70 67								
124	H	Northern Ill.	77 75												
203	A	Bowling Green	70 63												

Non-Div I Games: Notre Dame (OH) 93 37

Ohio

Average RPI	Win:	89	WON-LOST	WINNING	LAST 10	STRENGTH OF	OPP. STRENGTH	TEAM	ADJ.	CONF.	ADJ CONF.
Average RPI	Loss:	21	RECORD	PCT. RANK	GAMES	SCHEDULE	OF SCHEDULE	RPI	RPI	RPI	RPI
DIV. I ONLY		20- 6	39	6- 4	3	7	6	6	3	3	
DIV. I NON-CONF.		11- 3	45	0- 1	9	6	5	5	4	4	

TOTALS	RPI 1-25		RPI 26-50		W-L RECORDS		RPI 51-100		RPI 101-999		RPI 201+
20- 6	3- 4		3- 2		OVERALL		7- 0		7- 0		0- 0
11- 2	2- 1		1- 1		HOME		5- 0		3- 0		0- 0
6- 4	0- 3		1- 1		AWAY		2- 0		3- 0		0- 0
3- 0	1- 0		1- 0		NEUTRAL		0- 0		1- 0		0- 0
11- 3	2- 2		1- 1		NON-CONFERENCE		2- 0		6- 0		0- 0
6- 1	1- 1		0- 0		HOME		2- 0		3- 0		0- 0
2- 2	0- 1		0- 1		AWAY		0- 0		2- 0		0- 0
3- 0	1- 0		1- 0		NEUTRAL		0- 0		1- 0		0- 0
9- 3	1- 2		2- 1		CONFERENCE		5- 0		1- 0		0- 0
5- 1	1- 0		1- 1		HOME		3- 0		0- 0		0- 0
4- 2	0- 2		1- 0		AWAY		2- 0		1- 0		0- 0
0- 0	0- 0		0- 0		NEUTRAL		0- 0		0- 0		0- 0

RPI	S	Opponent	Score	RPI	S	Opponent	Score	RPI	S	Opponent	Score	RPI	S	Opponent	Score
4	H	Louisville	90 95	27	A	South Fla.	65 84	52	H	Michigan St.	78 62	115	H	Dartmouth	103 70
13	A	Maryland	69 99	40	N	FGCU	104 62	55	H	Quinnipiac	95 63	134	A	Cincinnati	87 76
14	H	Stanford	85 64	44	A	Michigan	78 71	63	A	Nebraska	73 61	149	H	Idaho	99 56
14	N	Stanford	94 82	44	H	Michigan	75 84	74	A	Indiana	77 62	163	A	Florida	103 77
15	A	Duke	60 69	46	H	Minnesota	91 75	74	H	Indiana	85 70	175	H	Washington	85 76
20	A	Iowa	89 103					79	H	Maine	83 70	185	A	Wisconsin	68 55
25	H	Rutgers	90 68					83	H	Penn St.	94 64	190	N	Memphis	100 69

LAST 12 Division I GAMES:															
27	A	South Fla.	65 84	13	A	Maryland	69 99								
25	H	Rutgers	90 68	44	H	Michigan	75 84								
185	A	Wisconsin	68 55	74	A	Indiana	77 62								
83	H	Penn St.	94 64	44	A	Michigan	78 71								
52	H	Michigan St.	78 62	46	H	Minnesota	91 75								
20	A	Iowa	89 103	74	H	Indiana	85 70								

Non-Div I Games:

Ohio St.

Oklahoma

Oklahoma				Through Games Of Feb. 11, 2018																
Average RPI Win:		111	WON-LOST RECORD		WINNING PCT. RANK		LAST 10 GAMES		STRENGTH OF SCHEDULE		OPP. STRENGTH OF SCHEDULE		TEAM RPI	ADJ. RPI	CONF. RPI	ADJ CONF. RPI				
DIV. I ONLY		13- 12		168		6- 4		2		33		30	30	4	4					
DIV. I NON-CONF.		5- 6		187		0- 0		3		31		33	33	5	5					

TOTALS		RPI 1-25		RPI 26-50		W-L RECORDS		RPI 51-100		RPI 101-999		RPI 201+								
13- 12		0- 6		1- 3		OVERALL		6- 1		6- 2		1- 0								
8- 4		0- 2		1- 1		HOME		5- 0		2- 1		0- 0								
5- 7		0- 3		0- 2		AWAY		1- 1		4- 1		1- 0								
0- 1		0- 1		0- 0		NEUTRAL		0- 0		0- 0		0- 0								
5- 6		0- 3		1- 1		NON-CONFERENCE		2- 0		2- 2		0- 0								
4- 1		0- 0		1- 0		HOME		2- 0		1- 1		0- 0								
1- 4		0- 2		0- 1		AWAY		0- 0		1- 1		0- 0								
0- 1		0- 1		0- 0		NEUTRAL		0- 0		0- 0		0- 0								
8- 6		0- 3		0- 2		CONFERENCE		4- 1		4- 0		1- 0								
4- 3		0- 2		0- 1		HOME		3- 0		1- 0		0- 0								
4- 3		0- 1		0- 1		AWAY		1- 1		3- 0		1- 0								
0- 0		0- 0		0- 0		NEUTRAL		0- 0		0- 0		0- 0								

RPI 1-25				RPI 26-50				Team's RPI: 30				RPI 51-100				RPI 101+				
RPI	S	Opponent		Score		RPI	S	Opponent		Score		RPI	S	Opponent		Score				
2	N	UConn		64	88	27	H	South Fla.		79	74	53	H	West Virginia		76	57			
8	A	Baylor		65	74	37	A	South Dakota St.		61	67	59	A	TCU		58	62			
8	H	Baylor		52	74	45	A	Oklahoma St.		82	96	59	H	TCU		84	71			
9	H	Texas		78	88	45	H	Oklahoma St.		67	70	71	H	Belmont		96	73			
11	A	Oregon		74	92							84	A	Kansas St.		76	71			
24	A	DePaul		108	111							84	H	Kansas St.		68	49			
												86	H	New Mexico		105	63			

LAST 12 Division I GAMES:																				
165	A	Kansas		72	52	45	H	Oklahoma St.		67	70									
8	A	Baylor		65	74	84	A	Kansas St.		76	71									
53	H	West Virginia		76	57	8	H	Baylor		52	74									
84	H	Kansas St.		68	49	227	A	Texas Tech		73	52									
59	A	TCU		58	62	45	A	Oklahoma St.		82	96									
165	H	Kansas		97	64	59	H	TCU		84	71									

Oklahoma

Non-Div I Games:

Oklahoma

Average RPI	Win:	165	WON-LOST	WINNING	LAST 10	STRENGTH OF	OPP. STRENGTH	TEAM	ADJ.	CONF.	ADJ CONF.
Average RPI	Loss:	38	RECORD	PCT. RANK	GAMES	SCHEDULE	OF SCHEDULE	RPI	RPI	RPI	RPI
DIV. I ONLY		18- 6		49	7- 3	99	22	45	45	4	4
DIV. I NON-CONF.		9- 2		33	0- 0	178	87	63	63	5	5

TOTALS	RPI 1-25		RPI 26-50		W-L RECORDS	RPI 51-100		RPI 101-999		RPI 201+	
18- 6	1- 4		2- 0		OVERALL	4- 1		11- 1		7- 0	
13- 1	1- 0		1- 0		HOME	2- 0		9- 1		6- 0	
4- 4	0- 3		1- 0		AWAY	1- 1		2- 0		1- 0	
1- 1	0- 1		0- 0		NEUTRAL	1- 0		0- 0		0- 0	
9- 2	1- 2		0- 0		NON-CONFERENCE	1- 0		7- 0		5- 0	
8- 0	1- 0		0- 0		HOME	0- 0		7- 0		5- 0	
0- 1	0- 1		0- 0		AWAY	0- 0		0- 0		0- 0	
1- 1	0- 1		0- 0		NEUTRAL	1- 0		0- 0		0- 0	
9- 4	0- 2		2- 0		CONFERENCE	3- 1		4- 1		2- 0	
5- 1	0- 0		1- 0		HOME	2- 0		2- 1		1- 0	
4- 3	0- 2		1- 0		AWAY	1- 1		2- 0		1- 0	
0- 0	0- 0		0- 0		NEUTRAL	0- 0		0- 0		0- 0	

RPI 1-25				RPI 26-50				Team's RPI: 45				RPI 51-100				RPI 101+			
RPI	S	Opponent	Score	RPI	S	Opponent	Score	RPI	S	Opponent	Score	RPI	S	Opponent	Score	RPI	S	Opponent	Score
3	A	Mississippi St.	76 79	30	A	Oklahoma	70 67	53	H	West Virginia	79 73	119	A	Iowa St.	81 73				
7	N	Tennessee	69 79	30	H	Oklahoma	96 82	59	A	TCU	71 54	119	H	Iowa St.	69 78				
8	A	Baylor	64 77					72	N	South Dakota	76 68	155	H	Wichita St.	91 67				
9	A	Texas	79 84					84	A	Kansas St.	64 80	165	H	Kansas	92 63				
10	H	UCLA	87 72					84	H	Kansas St.	76 68	176	H	Southern U.	94 66				
												227	A	Texas Tech	98 57				
												227	H	Texas Tech	80 62				
												288	H	USC Upstate	108 71				
												311	H	Northwestern St.	78 44				
												314	H	Incarnate Word	86 35				
												321	H	UTRGV	80 38				
												337	H	La.-Monroe	112 58				

LAST 12 Division I GAMES:																			
119	A	Iowa St.	81 73	30	A	Oklahoma	70 67	53	H	West Virginia	79 73	119	A	Iowa St.	81 73				
59	A	TCU	71 54	53	H	West Virginia	79 73	84	A	Kansas St.	64 80	119	H	Iowa St.	69 78				
165	H	Kansas	92 63	84	A	Kansas St.	64 80	30	H	Oklahoma	96 82	155	H	Wichita St.	91 67				
8	A	Baylor	64 77	30	H	Oklahoma	96 82	9	A	Texas	79 84	165	H	Kansas	92 63				
227	H	Texas Tech	80 62	9	A	Texas	79 84	84	H	Kansas St.	76 68	176	H	Southern U.	94 66				
119	H	Iowa St.	69 78	84	H	Kansas St.	76 68					227	A	Texas Tech	98 57				

Non-Div I Games:

Oklahoma St.

Average RPI Win:	291	WON-LOST	WINNING	LAST 10	STRENGTH OF	OPP. STRENGTH	TEAM	ADJ.	CONF.	ADJ CONF.
Average RPI Loss:	149	RECORD	PCT. RANK	GAMES	SCHEDULE	OF SCHEDULE	RPI	RPI	RPI	RPI
DIV. I ONLY	6- 19	300	4- 6	154	237	284	284	18	18	
DIV. I NON-CONF.	2- 12	306	0- 1	137	258	298	298	20	20	

TOTALS	RPI 1-25	RPI 26-50	W-L RECORDS	RPI 51-100	RPI 101-999	RPI 201+				
6- 19	0- 2	0- 1	OVERALL	0- 3	6- 13	5- 6				
5- 7	0- 2	0- 0	HOME	0- 2	5- 3	5- 0				
1- 9	0- 0	0- 1	AWAY	0- 1	1- 7	0- 4				
0- 3	0- 0	0- 0	NEUTRAL	0- 0	0- 3	0- 2				
2- 12	0- 2	0- 0	NON-CONFERENCE	0- 1	2- 9	2- 4				
2- 5	0- 2	0- 0	HOME	0- 1	2- 2	2- 0				
0- 4	0- 0	0- 0	AWAY	0- 0	0- 4	0- 2				
0- 3	0- 0	0- 0	NEUTRAL	0- 0	0- 3	0- 2				
4- 7	0- 0	0- 1	CONFERENCE	0- 2	4- 4	3- 2				
3- 2	0- 0	0- 0	HOME	0- 1	3- 1	3- 0				
1- 5	0- 0	0- 1	AWAY	0- 1	1- 3	0- 2				
0- 0	0- 0	0- 0	NEUTRAL	0- 0	0- 0	0- 0				

RPI 1-25				RPI 26-50				RPI 51-100				RPI 101+ Team's RPI: 284			
RPI	S	Opponent	Score	RPI	S	Opponent	Score	RPI	S	Opponent	Score	RPI	S	Opponent	Score
15	H	Duke	51 84	49	A	Western Ky.	48 62	81	H	UAB	61 74	111	A	George Mason	53 66
17	H	NC State	56 73					88	H	Liberty	55 63	120	N	Saint Francis (PA)	68 79
								98	A	Rice	45 53	134	H	Cincinnati	33 54
												136	A	William & Mary	58 75
												157	A	Louisiana Tech	45 59
												186	H	Charlotte	60 63
												196	A	Southern Miss.	74 55
												199	H	Richmond	45 54
												205	A	Hampton	42 50
												214	N	Abilene Christian	60 74
												219	N	Oakland	59 80
												223	A	North Texas	46 63
												285	A	VCU	39 68
												295	A	UTSA	56 64
												295	H	UTSA	69 63
												298	H	Coppin St.	75 67
												303	H	FIU	68 60
												317	H	South Carolina St.	52 35
												334	H	Marshall	69 53

LAST 12 Division I GAMES:															
196	A	Southern Miss.	74 55	334	H	Marshall	69 53								
49	A	Western Ky.	48 62	205	A	Hampton	42 50								
303	H	FIU	68 60	295	A	UTSA	56 64								
98	A	Rice	45 53	223	A	North Texas	46 63								
157	A	Louisiana Tech	45 59	186	H	Charlotte	60 63								
295	H	UTSA	69 63	81	H	UAB	61 74								

Non-Div I Games:

Old Dominion

■ Loss,
 ■ Non-Conf, S Site,
 ■ Home
 ■ Away
 N Neutral

Average RPI	Win:	210	WON-LOST	WINNING	LAST 10	STRENGTH OF	OPP. STRENGTH	TEAM	ADJ.	CONF.	ADJ CONF.
Average RPI	Loss:	58	RECORD	PCT. RANK	GAMES	SCHEDULE	OF SCHEDULE	RPI	RPI	RPI	RPI
DIV. I ONLY		11- 14	206	1- 9	41	72	131	131	2	2	
DIV. I NON-CONF.		10- 3	52	0- 0	170	262	73	73	2	2	

TOTALS	RPI 1-25		RPI 26-50		W-L RECORDS		RPI 51-100		RPI 101-999		RPI 201+
11- 14	0- 8		0- 0		OVERALL		0- 2		11- 4		4- 0
9- 5	0- 3		0- 0		HOME		0- 1		9- 1		3- 0
1- 8	0- 0		0- 0		AWAY		0- 0		1- 0		0- 0
1- 1	0- 0		0- 0		NEUTRAL		0- 0		1- 1		1- 0
10- 3	0- 1		0- 0		NON-CONFERENCE		0- 0		10- 2		4- 0
8- 0	0- 0		0- 0		HOME		0- 0		8- 0		3- 0
1- 2	0- 1		0- 0		AWAY		0- 0		1- 1		0- 0
1- 1	0- 0		0- 0		NEUTRAL		0- 0		1- 1		1- 0
1- 11	0- 7		0- 0		CONFERENCE		0- 2		1- 2		0- 0
1- 5	0- 3		0- 0		HOME		0- 1		1- 1		0- 0
0- 6	0- 4		0- 0		AWAY		0- 1		0- 1		0- 0
0- 0	0- 0		0- 0		NEUTRAL		0- 0		0- 0		0- 0

RPI	S	Opponent	Score	RPI	S	Opponent	Score	RPI	S	Opponent	Score	RPI	S	Opponent	Score	Team's RPI: 131
3	A	Mississippi St.	45 76					93	A	Arkansas	72 73	103	N	Saint Louis	64 79	
3	H	Mississippi St.	49 69					94	H	Alabama	79 82	114	H	Middle Tenn.	65 56	
7	A	Tennessee	66 75									121	H	Vanderbilt	72 75	
11	A	Oregon	46 90									122	H	South Ala.	66 59	
16	H	Missouri	48 67									139	A	Portland St.	79 94	
18	A	Texas A&M	54 83									163	A	Florida	60 61	
19	H	South Carolina	62 88									163	H	Florida	78 75	
22	A	Georgia	45 69									167	H	Troy	96 93	

LAST 12 Division I GAMES:																
94	H	Alabama	79 82	163	A	Florida	60 61									
18	A	Texas A&M	54 83	16	H	Missouri	48 67									
22	A	Georgia	45 69	3	A	Mississippi St.	45 76									
121	H	Vanderbilt	72 75	163	H	Florida	78 75									
3	H	Mississippi St.	49 69	19	H	South Carolina	62 88									
7	A	Tennessee	66 75	93	A	Arkansas	72 73									

Non-Div I Games:

Ole Miss

Average RPI Win:	264	WON-LOST	WINNING	LAST 10	STRENGTH OF	OPP. STRENGTH	TEAM	ADJ.	CONF.	ADJ CONF.
Average RPI Loss:	137	RECORD	PCT. RANK	GAMES	SCHEDULE	OF SCHEDULE	RPI	RPI	RPI	RPI
DIV. I ONLY	8- 12	227	2- 7	200	226	238	238	15	15	
DIV. I NON-CONF.	6- 4	122	1- 0	276	306	158	158	17	17	

TOTALS	RPI 1-25	RPI 26-50	W-L RECORDS	RPI 51-100	RPI 101-999	RPI 201+				
8- 12	0- 0	0- 3	OVERALL	0- 2	8- 7	6- 3				
5- 5	0- 0	0- 2	HOME	0- 0	5- 3	4- 0				
3- 7	0- 0	0- 1	AWAY	0- 2	3- 4	2- 3				
0- 0	0- 0	0- 0	NEUTRAL	0- 0	0- 0	0- 0				
6- 4	0- 0	0- 1	NON-CONFERENCE	0- 1	6- 2	4- 2				
3- 1	0- 0	0- 1	HOME	0- 0	3- 0	2- 0				
3- 3	0- 0	0- 0	AWAY	0- 1	3- 2	2- 2				
0- 0	0- 0	0- 0	NEUTRAL	0- 0	0- 0	0- 0				
2- 8	0- 0	0- 2	CONFERENCE	0- 1	2- 5	2- 1				
2- 4	0- 0	0- 1	HOME	0- 0	2- 3	2- 0				
0- 4	0- 0	0- 1	AWAY	0- 1	0- 2	0- 1				
0- 0	0- 0	0- 0	NEUTRAL	0- 0	0- 0	0- 0				

RPI	S	Opponent	Score	RPI	S	Opponent	Score	RPI	S	Opponent	Score	RPI	S	Opponent	Score	Team's RPI: 238
37	A	South Dakota St.	64 89	72	A	South Dakota	46 70	105	A	Western Ill.	68 103					
37	H	South Dakota St.	54 103	84	A	Kansas St.	60 81	105	H	Western Ill.	51 90					
38	H	Creighton	51 72					144	H	UNI	78 74					
								181	H	Denver	74 85					
								194	H	Oral Roberts	53 82					
								201	A	CSUN	68 60					
								224	A	CSU Bakersfield	43 52					
								232	H	Montana St.	64 53					
								248	A	Bradley	56 69					
								282	H	North Dakota St.	80 67					
								288	A	USC Upstate	69 66					
								301	A	Wofford	64 60					
								320	A	Fort Wayne	65 76					
								320	H	Fort Wayne	77 61					
								342	H	Florida A&M	78 73					

LAST 12 Division I GAMES:																
320	H	Fort Wayne	77 61	105	H	Western Ill.	51 90									
105	A	Western Ill.	68 103	320	A	Fort Wayne	65 76									
37	H	South Dakota St.	54 103	37	A	South Dakota St.	64 89									
282	H	North Dakota St.	80 67	194	H	Oral Roberts	53 82									
72	A	South Dakota	46 70	201	A	CSUN	68 60									
181	H	Denver	74 85	224	A	CSU Bakersfield	43 52									

Non-Div I Games: Graceland (IA) 96 69 Peru St. 63 47 St. Mary (NE) 81 58

Omaha

Average RPI Win:	281	WON-LOST	WINNING	LAST 10	STRENGTH OF	OPP. STRENGTH	TEAM	ADJ.	CONF.	ADJ CONF.
Average RPI Loss:	89	RECORD	PCT. RANK	GAMES	SCHEDULE	OF SCHEDULE	RPI	RPI	RPI	RPI
DIV. I ONLY	13- 10	138	4- 5	301	166	194	194	15	15	
DIV. I NON-CONF.	7- 5	132	0- 0	336	188	221	221	17	17	

TOTALS	RPI 1-25	RPI 26-50	W-L RECORDS	RPI 51-100	RPI 101-999	RPI 201+				
13- 10	0- 0	0- 2	OVERALL	0- 4	13- 4	11- 0				
4- 4	0- 0	0- 1	HOME	0- 2	4- 1	3- 0				
5- 6	0- 0	0- 1	AWAY	0- 2	5- 3	4- 0				
4- 0	0- 0	0- 0	NEUTRAL	0- 0	4- 0	4- 0				
7- 5	0- 0	0- 0	NON-CONFERENCE	0- 3	7- 2	6- 0				
1- 1	0- 0	0- 0	HOME	0- 1	1- 0	1- 0				
2- 4	0- 0	0- 0	AWAY	0- 2	2- 2	1- 0				
4- 0	0- 0	0- 0	NEUTRAL	0- 0	4- 0	4- 0				
6- 5	0- 0	0- 2	CONFERENCE	0- 1	6- 2	5- 0				
3- 3	0- 0	0- 1	HOME	0- 1	3- 1	2- 0				
3- 2	0- 0	0- 1	AWAY	0- 0	3- 1	3- 0				
0- 0	0- 0	0- 0	NEUTRAL	0- 0	0- 0	0- 0				

RPI 1-25	RPI 26-50	RPI 51-100	RPI 101+	Team's RPI: 194
RPI S Opponent Score	RPI S Opponent Score	RPI S Opponent Score	RPI S Opponent Score	
	37 A South Dakota St. 72 96	59 A TCU 58 72	105 A Western Ill. 49 56	
	37 H South Dakota St. 70 77	72 H South Dakota 68 73	105 H Western Ill. 63 85	
		91 A Utah 50 71	108 A Missouri St. 66 76	
		93 H Arkansas 66 77	168 A Tulsa 53 41	
			179 A UT Arlington 46 70	
			181 H Denver 90 60	
			238 A Omaha 82 53	
			267 A UMKC 76 73	
			282 A North Dakota St. 64 57	
			282 H North Dakota St. 71 48	
			300 N Alcorn 76 52	
			313 N Cal St. Fullerton 60 50	
			320 A Fort Wayne 73 48	
			320 H Fort Wayne 66 45	
			322 H Houston Baptist 78 56	
			325 N Long Beach St. 64 58	
			339 N Chicago St. 73 43	
LAST 12 Division I GAMES:				
	37 A South Dakota St. 72 96	37 H South Dakota St. 70 77		
	282 A North Dakota St. 64 57	282 H North Dakota St. 71 48		
	105 H Western Ill. 63 85	105 A Western Ill. 49 56		
	320 H Fort Wayne 66 45	320 A Fort Wayne 73 48		
	181 H Denver 90 60	238 A Omaha 82 53		
	72 H South Dakota 68 73	91 A Utah 50 71		

Non-Div I Games: Okla. Panhandle 88 35 Cent. Christian (KS) 18 47

Oral Roberts

Average RPI Win: 122

Average RPI Loss: 17

WON-LOST
RECORDWINNING
PCT. RANKLAST 10
GAMESSTRENGTH OF
SCHEDULEOPP. STRENGTH
OF SCHEDULETEAM
RPIADJ.
RPICONF.
RPIADJ CONF.
RPIDIV. I ONLY
DIV. I NON-CONF.23- 4
11- 212
228- 2
0- 029
1817
1811
711
75
35
3

TOTALS

RPI 1-25

RPI 26-50

W-L RECORDS

RPI 51-100

RPI 101-999

RPI 201+

23- 4

3- 3

4- 1

OVERALL

5- 0

11- 0

4- 0

14- 1

0- 1

4- 0

HOME

2- 0

8- 0

3- 0

7- 3

2- 2

0- 1

AWAY

3- 0

2- 0

0- 0

2- 0

1- 0

0- 0

NEUTRAL

0- 0

1- 0

1- 0

11- 2

2- 2

1- 0

NON-CONFERENCE

1- 0

7- 0

3- 0

8- 0

0- 0

1- 0

HOME

1- 0

6- 0

2- 0

1- 2

1- 2

0- 0

AWAY

0- 0

0- 0

0- 0

2- 0

1- 0

0- 0

NEUTRAL

0- 0

1- 0

1- 0

12- 2

1- 1

3- 1

CONFERENCE

4- 0

4- 0

1- 0

6- 1

0- 1

3- 0

HOME

1- 0

2- 0

1- 0

6- 1

1- 0

0- 1

AWAY

3- 0

2- 0

0- 0

0- 0

0- 0

0- 0

NEUTRAL

0- 0

0- 0

0- 0

RPI 1-25

Team's RPI: 11

RPI 26-50

RPI 51-100

RPI 101+

RPI	S	Opponent	Score
3	A	Mississippi St.	79 90
4	A	Louisville	61 74
10	A	UCLA	70 61
14	H	Stanford	65 78
18	A	Texas A&M	83 68
18	N	Texas A&M	84 62

RPI	S	Opponent	Score
30	H	Oklahoma	92 74
33	H	Arizona St.	74 64
34	H	California	91 54
47	A	Oregon St.	79 85
47	H	Oregon St.	75 63

RPI	S	Opponent	Score
51	A	Southern California	70 66
85	H	Drake	110 77
87	A	Washington St.	90 79
87	H	Washington St.	89 56
91	A	Utah	84 68

RPI	S	Opponent	Score
131	H	Ole Miss	90 46
142	A	Colorado	74 55
148	H	Weber St.	114 87
175	A	Washington	76 63
175	H	Washington	94 83
180	H	Eastern Wash.	81 40
201	H	CSUN	91 43
205	H	Hampton	87 45
253	N	Hawaii	85 44
277	H	Arizona	62 44
324	H	Southern Utah	98 38

LAST 12 Division I GAMES:

87	A	Washington St.	90 79	47	H	Oregon St.	75 63
175	A	Washington	76 63	47	A	Oregon St.	79 85
14	H	Stanford	65 78	33	H	Arizona St.	74 64
34	H	California	91 54	277	H	Arizona	62 44
91	A	Utah	84 68	10	A	UCLA	70 61
142	A	Colorado	74 55	51	A	Southern California	70 66

Average RPI Win: 173

Average RPI Loss: 17

WON-LOST
RECORDWINNING
PCT. RANKLAST 10
GAMESSTRENGTH OF
SCHEDULEOPP. STRENGTH
OF SCHEDULETEAM
RPIADJ.
RPICONF.
RPIADJ CONF.
RPIDIV. I ONLY
DIV. I NON-CONF.19- 6
9- 245
338- 2
0- 0116
25842
15147
9247
925
35
3

TOTALS

RPI 1-25

RPI 26-50

W-L RECORDS

RPI 51-100

RPI 101-999

RPI 201+

19- 6

1- 5

2- 0

OVERALL

4- 1

12- 0

7- 0

12- 2

1- 2

2- 0

HOME

2- 0

7- 0

5- 0

5- 4

0- 3

0- 0

AWAY

2- 1

3- 0

1- 0

2- 0

0- 0

0- 0

NEUTRAL

0- 0

2- 0

1- 0

9- 2

0- 2

0- 0

NON-CONFERENCE

1- 0

8- 0

6- 0

6- 1

0- 1

0- 0

HOME

1- 0

5- 0

4- 0

1- 1

0- 1

0- 0

AWAY

0- 0

1- 0

1- 0

2- 0

0- 0

0- 0

NEUTRAL

0- 0

2- 0

1- 0

10- 4

1- 3

2- 0

CONFERENCE

3- 1

4- 0

1- 0

6- 1

1- 1

2- 0

HOME

1- 0

2- 0

1- 0

4- 3

0- 2

0- 0

AWAY

2- 1

2- 0

0- 0

0- 0

0- 0

0- 0

NEUTRAL

0- 0

0- 0

0- 0

RPI 1-25

RPI 26-50

Team's RPI: 47

RPI 51-100

RPI 101+

RPI	S	Opponent	Score
1	H	Notre Dame	67 72
10	A	UCLA	49 84
11	A	Oregon	63 75
11	H	Oregon	85 79
14	H	Stanford	57 60
15	A	Duke	65 72

RPI	S	Opponent	Score
33	H	Arizona St.	57 54
34	H	Cal i forni a	68 48

RPI	S	Opponent	Score
51	A	Southern Cal i forni a	61 65
57	H	UC Davis	61 47
87	A	Washi ngton St.	63 61
87	H	Washi ngton St.	71 53
91	A	Utah	69 58

RPI	S	Opponent	Score
142	A	Col orado	86 71
169	H	North Dakota	65 55
175	A	Washi ngton	95 57
175	H	Washi ngton	75 63
189	N	Nevada	89 49
204	H	UC Santa Barbara	74 49
252	H	San Jose St.	110 62
277	H	Ari zona	88 48
296	N	Utah St.	94 55
327	H	Utah Valley	98 41
335	A	N. C. Central	97 44
343	H	Savannah St.	84 36

LAST 12 Division I GAMES:

175	A	Washington	95 57	11	A	Oregon	63 75
87	A	Washington St.	63 61	11	H	Oregon	85 79
34	H	Cal i forni a	68 48	277	H	Ari zona	88 48
14	H	Stanford	57 60	33	H	Arizona St.	57 54
142	A	Col orado	86 71	51	A	Southern Cal i forni a	61 65
91	A	Utah	69 58	10	A	UCLA	49 84

Non-Div I Games:

Oregon St.

Loss,
 Non-Conf,
 S Site,
 H Home
A Away
 N Neutral

Paci fic				Through Games Of Feb. 11, 2018								
Average RPI Win:		209	WON-LOST	WINNING	LAST 10	STRENGTH OF		OPP. STRENGTH	TEAM	ADJ.	CONF.	ADJ CONF.
Average RPI Loss:		106	RECORD	PCT. RANK	GAMES	SCHEDULE		OF SCHEDULE	RPI	RPI	RPI	RPI
DIV. I ONLY			11- 13	197	6- 4	93		134	171	171	13	13
DIV. I NON-CONF.			5- 5	170	0- 0	39		159	124	124	11	11

TOTALS		RPI 1-25	RPI 26-50		W-L RECORDS		RPI 51-100		RPI 101-999		RPI 201+	
11- 13		0- 0	1- 4		OVERALL		0- 3		10- 6		8- 1	
8- 6		0- 0	1- 2		HOME		0- 2		7- 2		5- 0	
3- 7		0- 0	0- 2		AWAY		0- 1		3- 4		3- 1	
0- 0		0- 0	0- 0		NEUTRAL		0- 0		0- 0		0- 0	
5- 5		0- 0	1- 2		NON-CONFERENCE		0- 1		4- 2		3- 0	
4- 3		0- 0	1- 1		HOME		0- 1		3- 1		2- 0	
1- 2		0- 0	0- 1		AWAY		0- 0		1- 1		1- 0	
0- 0		0- 0	0- 0		NEUTRAL		0- 0		0- 0		0- 0	
6- 8		0- 0	0- 2		CONFERENCE		0- 2		6- 4		5- 1	
4- 3		0- 0	0- 1		HOME		0- 1		4- 1		3- 0	
2- 5		0- 0	0- 1		AWAY		0- 1		2- 3		2- 1	
0- 0		0- 0	0- 0		NEUTRAL		0- 0		0- 0		0- 0	

RPI 1-25				RPI 26-50				RPI 51-100				RPI 101+ Team's RPI: 171			
RPI	S	Opponent	Score	RPI	S	Opponent	Score	RPI	S	Opponent	Score	RPI	S	Opponent	Score
				31	A	Northern Colo.	55 80	57	H	UC Davis	58 90	110	H	Lamar University	80 75
				34	H	Cal i forn i a	85 92	77	A	Saint Mary's (CA)	88 96	125	A	BYU	65 77
				43	H	UCF	78 74	77	H	Saint Mary's (CA)	69 70	125	H	BYU	83 76
				50	A	Gonzaga	66 90					128	H	Brown	57 74
				50	H	Gonzaga	72 99					146	A	Fresno St.	70 81
LAST 12 Di vi si on I GAMES:															
				309	A	Portland	67 89	77	A	Saint Mary's (CA)	88 96				
				50	A	Gonzaga	66 90	228	A	Pepperdi ne	85 77				
				228	H	Pepperdi ne	84 73	309	H	Portland	91 55				
				274	H	Santa Clara	55 37	202	A	San Diego	81 68				
				125	H	BYU	83 76	125	A	BYU	65 77				
				150	H	San Francis co	71 81	77	H	Saint Mary's (CA)	69 70				

Non-Di v I Games: UC Merced 123 59

Paci fi c

Average RPI Win: 184

Average RPI Loss: 97

WON-LOST
RECORDWINNING
PCT. RANKLAST 10
GAMESSTRENGTH OF
SCHEDULEOPP. STRENGTH
OF SCHEDULETEAM
RPIADJ.
RPICONF.
RPIADJ CONF.
RPIDIV. I ONLY
DIV. I NON-CONF.14- 5
8- 454
878- 1
4- 0140
22996
7273
9773
979
99
9

TOTALS

RPI 1-25

RPI 26-50

W-L RECORDS

RPI 51-100

RPI 101-999

RPI 201+

14- 5

1- 1

0- 1

OVERALL

1- 1

12- 2

6- 1

6- 2

0- 1

0- 1

HOME

1- 0

5- 0

4- 0

6- 2

1- 0

0- 0

AWAY

0- 0

5- 2

1- 1

2- 1

0- 0

0- 0

NEUTRAL

0- 1

2- 0

1- 0

8- 4

1- 1

0- 0

NON-CONFERENCE

0- 1

7- 2

4- 1

2- 1

0- 1

0- 0

HOME

0- 0

2- 0

2- 0

4- 2

1- 0

0- 0

AWAY

0- 0

3- 2

1- 1

2- 1

0- 0

0- 0

NEUTRAL

0- 1

2- 0

1- 0

6- 1

0- 0

0- 1

CONFERENCE

1- 0

5- 0

2- 0

4- 1

0- 0

0- 1

HOME

1- 0

3- 0

2- 0

2- 0

0- 0

0- 0

AWAY

0- 0

2- 0

0- 0

0- 0

0- 0

0- 0

NEUTRAL

0- 0

0- 0

0- 0

RPI 1-25

RPI 26-50

RPI 51-100

Team's RPI: 73

RPI 101+

RPI	S	Opponent	Score
1	H	Notre Dame	54 66
23	A	Villanova	79 77

RPI	S	Opponent	Score
35	H	Princeton	55 70

RPI	S	Opponent	Score
65	N	Georgia Tech	55 69
78	H	Harvard	69 49

RPI	S	Opponent	Score
108	N	Missouri St.	65 60
115	H	Dartmouth	65 47
117	A	Yale	69 54
128	A	Brown	88 55
151	A	Binghamton	72 77
160	A	Saint Joseph's	57 50
182	A	Temple	74 59
209	H	Columbia	70 51
231	H	Lafayette	55 42
235	A	La Salle	59 66
266	H	Cornell	68 48
285	N	VCU	82 52
332	H	Rhode Island	84 66
346	A	NJIT	77 38

LAST 12 Division I GAMES:

78	H	Harvard	69 49	209	H	Columbia	70 51
115	H	Dartmouth	65 47	266	H	Cornell	68 48
117	A	Yale	69 54	35	H	Princeton	55 70
128	A	Brown	88 55	346	A	NJIT	77 38
182	A	Temple	74 59	285	N	VCU	82 52
23	A	Villanova	79 77	332	H	Rhode Island	84 66

Non-Div I Games:

Gwynedd Mercy

89 25

Penn

Average RPI Win:	159	WON-LOST	WINNING	LAST 10	STRENGTH OF	OPP. STRENGTH	TEAM	ADJ.	CONF.	ADJ CONF.
Average RPI Loss:	66	RECORD	PCT. RANK	GAMES	SCHEDULE	OF SCHEDULE	RPI	RPI	RPI	RPI
DIV. I ONLY	14- 12	157	4- 6	51	53	83	83	3	3	
DIV. I NON-CONF.	9- 4	82	0- 0	185	146	87	87	4	4	

TOTALS	RPI 1-25	RPI 26-50	W-L RECORDS	RPI 51-100	RPI 101-999	RPI 201+				
14- 12	1- 4	0- 4	OVERALL	4- 2	9- 2	5- 1				
10- 2	1- 1	0- 1	HOME	4- 0	5- 0	4- 0				
4- 8	0- 3	0- 3	AWAY	0- 1	4- 1	1- 1				
0- 2	0- 0	0- 0	NEUTRAL	0- 1	0- 1	0- 0				
9- 4	0- 0	0- 0	NON-CONFERENCE	2- 2	7- 2	4- 1				
6- 0	0- 0	0- 0	HOME	2- 0	4- 0	3- 0				
3- 2	0- 0	0- 0	AWAY	0- 1	3- 1	1- 1				
0- 2	0- 0	0- 0	NEUTRAL	0- 1	0- 1	0- 0				
5- 8	1- 4	0- 4	CONFERENCE	2- 0	2- 0	1- 0				
4- 2	1- 1	0- 1	HOME	2- 0	1- 0	1- 0				
1- 6	0- 3	0- 3	AWAY	0- 0	1- 0	0- 0				
0- 0	0- 0	0- 0	NEUTRAL	0- 0	0- 0	0- 0				

RPI 1-25				RPI 26-50				RPI 51-100				Team's RPI: 83				RPI 101+			
RPI	S	Opponent	Score	RPI	S	Opponent	Score	RPI	S	Opponent	Score	RPI	S	Opponent	Score	RPI	S	Opponent	Score
6	A	Ohio St.	64 94	42	A	Purdue	73 88	52	H	Michigan St.	74 59	106	H	Wake Forest	68 58				
13	H	Maryland	65 69	44	A	Michigan	69 89	58	A	American	66 75	157	N	Louisiana Tech	59 71				
20	A	Iowa	76 80	46	A	Minnesota	68 101	61	H	Drexel	84 70	166	A	Pittsburgh	59 48				
25	A	Rutgers	65 70	46	H	Minnesota	71 91	69	H	Fordham	65 60	185	A	Wisconsin	69 62				
25	H	Rutgers	70 67					74	H	Indiana	77 74	195	A	Providence	60 51				
								84	N	Kansas St.	65 70	207	H	Siena	86 72				
												213	H	Illinois	68 59				
												247	H	Manhattan	78 46				
												256	A	St. Bonaventure	62 65				
												291	H	Central Conn. St.	83 66				
												334	A	Marshall	80 65				

LAST 12 Division I GAMES:																			
46	A	Minnesota	68 101	25	H	Rutgers	70 67	185	A	Wisconsin	69 62								
20	A	Iowa	76 80	46	H	Minnesota	71 91	46	H	Michigan St.	74 59								
52	H	Michigan St.	74 59	25	A	Rutgers	65 70	25	A	Rutgers	65 70								
6	A	Ohio St.	64 94	73	A	Purdue	73 88	74	H	Indiana	77 74								
42	A	Purdue	73 88	13	H	Maryland	65 69												
213	H	Illinois	68 59																

Non-Div I Games:

Penn St.

Average RPI Win:	230	WON-LOST	WINNING	LAST 10	STRENGTH OF	OPP. STRENGTH	TEAM	ADJ.	CONF.	ADJ CONF.
Average RPI Loss:	153	RECORD	PCT. RANK	GAMES	SCHEDULE	OF SCHEDULE	RPI	RPI	RPI	RPI
DIV. I ONLY	9- 15	247	3- 7	142	238	228	228	13	13	
DIV. I NON-CONF.	4- 6	214	0- 0	118	344	196	196	11	11	

TOTALS	RPI 1-25	RPI 26-50	W-L RECORDS	RPI 51-100	RPI 101-999	RPI 201+				
9- 15	0- 0	0- 1	OVERALL	0- 3	9- 11	5- 4				
7- 4	0- 0	0- 0	HOME	0- 0	7- 4	4- 2				
2- 11	0- 0	0- 1	AWAY	0- 3	2- 7	1- 2				
0- 0	0- 0	0- 0	NEUTRAL	0- 0	0- 0	0- 0				
4- 6	0- 0	0- 0	NON-CONFERENCE	0- 2	4- 4	2- 2				
2- 2	0- 0	0- 0	HOME	0- 0	2- 2	1- 2				
2- 4	0- 0	0- 0	AWAY	0- 2	2- 2	1- 0				
0- 0	0- 0	0- 0	NEUTRAL	0- 0	0- 0	0- 0				
5- 9	0- 0	0- 1	CONFERENCE	0- 1	5- 7	3- 2				
5- 2	0- 0	0- 0	HOME	0- 0	5- 2	3- 0				
0- 7	0- 0	0- 1	AWAY	0- 1	0- 5	0- 2				
0- 0	0- 0	0- 0	NEUTRAL	0- 0	0- 0	0- 0				

RPI 1-25				RPI 26-50				RPI 51-100				RPI 101+				Team's RPI: 228
RPI	S	Opponent	Score	RPI	S	Opponent	Score	RPI	S	Opponent	Score	RPI	S	Opponent	Score	
				50	A	Gonzaga	51 73	57	A	UC Davis	64 69	125	H	BYU	67 73	
								77	A	Saint Mary's (CA)	62 75	143	H	Idaho St.	80 74	
								91	A	Utah	65 89	147	A	Loyola Marymount	60 75	
												147	H	Loyola Marymount	85 74	
												148	A	Weber St.	61 71	
												150	A	San Francisco	67 68	
												150	H	San Francisco	95 92	
												171	A	Pacific	73 84	
												171	H	Pacific	77 85	
												172	A	UC Irvine	74 75	
												189	A	Nevada	77 72	
												202	A	San Diego	53 79	
												202	H	San Diego	66 62	
												218	H	Seattle U	62 65	
												241	H	New Mexico St.	64 86	
												274	A	Santa Clara	50 54	
												274	H	Santa Clara	56 55	
												309	H	Portland	83 79	
												325	A	Long Beach St.	83 71	
												327	H	Utah Valley	71 44	
LAST 12 Division I GAMES:																
147	H	Loyola Marymount	85 74	150	H	San Francisco	95 92									
202	A	San Diego	53 79	171	H	Pacific	77 85									
171	A	Pacific	73 84	77	A	Saint Mary's (CA)	62 75									
309	H	Portland	83 79	125	H	BYU	67 73									
274	A	Santa Clara	50 54	150	A	San Francisco	67 68									
147	A	Loyola Marymount	60 75	50	A	Gonzaga	51 73									

Non-Div I Games:

Pepperdine

Average RPI Win:	199	WON-LOST	WINNING	LAST 10	STRENGTH OF	OPP. STRENGTH	TEAM	ADJ.	CONF.	ADJ CONF.
Average RPI Loss:	69	RECORD	PCT. RANK	GAMES	SCHEDULE	OF SCHEDULE	RPI	RPI	RPI	RPI
DIV. I ONLY	10- 15	227	2- 8	62	55	166	166	1	1	
DIV. I NON-CONF.	8- 5	111	1- 0	186	207	171	171	1	1	

TOTALS	RPI 1-25	RPI 26-50	W-L RECORDS	RPI 51-100	RPI 101-999	RPI 201+				
10- 15	0- 4	0- 2	OVERALL	1- 5	9- 4	4- 1				
8- 8	0- 4	0- 0	HOME	1- 2	7- 2	4- 0				
2- 7	0- 0	0- 2	AWAY	0- 3	2- 2	0- 1				
0- 0	0- 0	0- 0	NEUTRAL	0- 0	0- 0	0- 0				
8- 5	0- 0	0- 0	NON-CONFERENCE	0- 4	8- 1	4- 0				
7- 3	0- 0	0- 0	HOME	0- 2	7- 1	4- 0				
1- 2	0- 0	0- 0	AWAY	0- 2	1- 0	0- 0				
0- 0	0- 0	0- 0	NEUTRAL	0- 0	0- 0	0- 0				
2- 10	0- 4	0- 2	CONFERENCE	1- 1	1- 3	0- 1				
1- 5	0- 4	0- 0	HOME	1- 0	0- 1	0- 0				
1- 5	0- 0	0- 2	AWAY	0- 1	1- 2	0- 1				
0- 0	0- 0	0- 0	NEUTRAL	0- 0	0- 0	0- 0				

RPI 1-25				RPI 26-50				RPI 51-100				RPI 101+ Team's RPI: 166			
RPI	S	Opponent	Score	RPI	S	Opponent	Score	RPI	S	Opponent	Score	RPI	S	Opponent	Score
1	H	Notre Dame	53 87	29	A	Virginia	50 62	53	A	West Virginia	52 73	104	A	North Carolina	67 68
4	H	Louisville	51 77	36	A	Syracuse	52 70	65	H	Georgia Tech	68 62	106	H	Wake Forest	49 58
5	H	Florida St.	59 66					66	A	Virginia Tech	66 89	126	H	Bucknell	57 39
15	H	Duke	46 58					67	H	Duquesne	53 66	134	A	Cincinnati	66 46
								69	A	Fordham	55 58	141	A	Clemson	58 42
								83	H	Penn St.	48 59	185	H	Wisconsin	57 58
												187	H	Arkansas St.	87 47
												193	H	Youngstown St.	66 58
												206	A	Boston College	61 72
												260	H	Towson	81 63
												266	H	Cornell	51 39
												281	H	UNCW	74 55
												339	H	Chicago St.	87 49

LAST 12 Division I GAMES:															
206	A	Boston College	61 72	4	H	Louisville	51 77	4	H	Louisville	51 77				
5	H	Florida St.	59 66	65	H	Georgia Tech	68 62	65	H	Georgia Tech	68 62				
141	A	Clemson	58 42	66	A	Virginia Tech	66 89	66	A	Virginia Tech	66 89				
15	H	Duke	46 58	104	A	North Carolina	67 68	104	A	North Carolina	67 68				
1	H	Notre Dame	53 87	106	H	Wake Forest	49 58	106	H	Wake Forest	49 58				
36	A	Syracuse	52 70	339	H	Chicago St.	87 49	339	H	Chicago St.	87 49				

Non-Div I Games:

Pittsburgh

Average RPI Win: 207	WON-LOST RECORD	WINNING PCT. RANK	LAST 10 GAMES	STRENGTH OF SCHEDULE	OPP. STRENGTH OF SCHEDULE	TEAM RPI	ADJ. RPI	CONF. RPI	ADJ CONF. RPI
Average RPI Loss: 165									
DIV. I ONLY	4- 19	318	2- 8	141	211	309	309	13	13
DIV. I NON-CONF.	2- 7	286	0- 0	231	332	327	327	11	11

TOTALS	RPI 1-25	RPI 26-50	W-L RECORDS	RPI 51-100	RPI 101-999	RPI 201+			
4- 19	0- 0	0- 2	OVERALL	1- 0	3- 17	2- 5			
4- 10	0- 0	0- 1	HOME	1- 0	3- 9	2- 2			
0- 9	0- 0	0- 1	AWAY	0- 0	0- 8	0- 3			
0- 0	0- 0	0- 0	NEUTRAL	0- 0	0- 0	0- 0			
2- 7	0- 0	0- 0	NON-CONFERENCE	0- 0	2- 7	2- 1			
2- 4	0- 0	0- 0	HOME	0- 0	2- 4	2- 0			
0- 3	0- 0	0- 0	AWAY	0- 0	0- 3	0- 1			
0- 0	0- 0	0- 0	NEUTRAL	0- 0	0- 0	0- 0			
2- 12	0- 0	0- 2	CONFERENCE	1- 0	1- 10	0- 4			
2- 6	0- 0	0- 1	HOME	1- 0	1- 5	0- 2			
0- 6	0- 0	0- 1	AWAY	0- 0	0- 5	0- 2			
0- 0	0- 0	0- 0	NEUTRAL	0- 0	0- 0	0- 0			

RPI S Opponent	Score	RPI S Opponent	Score	RPI S Opponent	Score	RPI S Opponent	Score	Team's RPI: 309
		50 A Gonzaga	36 75	77 H Saint Mary's (CA)	68 65	120 H Saint Francis (PA)	101 106	
		50 H Gonzaga	56 70			125 H BYU	58 72	
						139 H Portland St.	71 77	
						147 A Loyola Marymount	55 76	
						147 H Loyola Marymount	60 63	
						148 H Weber St.	70 91	
						150 A San Francisco	75 84	
						150 H San Francisco	63 76	
						171 A Paci fic	55 91	
						171 H Paci fic	89 67	
						172 A UC Irvine	52 63	
						175 A Washington	67 93	
						177 H Boise St.	47 73	
						202 A San Diego	52 59	
						202 H San Diego	60 75	
						228 A Pepperdi ne	79 83	
						253 H Hawai i	76 47	
						274 H Santa Clara	43 50	
						313 A Cal St. Fullerton	61 66	
						327 H Utah Valley	71 64	
LAST 12 Division I GAMES:								
171 H Paci fic	89 67	147 H Loyola Marymount	60 63					
150 H San Francisco	63 76	202 H San Diego	60 75					
147 A Loyola Marymount	55 76	171 A Paci fic	55 91					
228 A Pepperdi ne	79 83	50 H Gonzaga	56 70					
77 H Saint Mary's (CA)	68 65	274 H Santa Clara	43 50					
50 A Gonzaga	36 75	202 A San Diego	52 59					

Non-Div I Games: Willamette 72 52 Warner Paci fic 95 59

Portland

Average RPI Win: 221	WON-LOST RECORD	WINNING PCT. RANK	LAST 10 GAMES	STRENGTH OF SCHEDULE	OPP. STRENGTH OF SCHEDULE	TEAM RPI	ADJ. RPI	CONF. RPI	ADJ CONF. RPI
Average RPI Loss: 146									
DIV. I ONLY	11- 10	159	5- 5	165	215	139	139	19	19
DIV. I NON-CONF.	4- 5	202	0- 0	133	132	103	103	13	13

TOTALS	RPI 1-25	RPI 26-50	W-L RECORDS	RPI 51-100	RPI 101-999	RPI 201+			
11- 10	0- 0	0- 1	OVERALL	0- 2	11- 7	7- 2			
6- 2	0- 0	0- 0	HOME	0- 0	6- 2	3- 0			
5- 8	0- 0	0- 1	AWAY	0- 2	5- 5	4- 2			
0- 0	0- 0	0- 0	NEUTRAL	0- 0	0- 0	0- 0			
4- 5	0- 0	0- 1	NON-CONFERENCE	0- 2	4- 2	2- 1			
1- 0	0- 0	0- 0	HOME	0- 0	1- 0	0- 0			
3- 5	0- 0	0- 1	AWAY	0- 2	3- 2	2- 1			
0- 0	0- 0	0- 0	NEUTRAL	0- 0	0- 0	0- 0			
7- 5	0- 0	0- 0	CONFERENCE	0- 0	7- 5	5- 1			
5- 2	0- 0	0- 0	HOME	0- 0	5- 2	3- 0			
2- 3	0- 0	0- 0	AWAY	0- 0	2- 3	2- 1			
0- 0	0- 0	0- 0	NEUTRAL	0- 0	0- 0	0- 0			

RPI 1-25	RPI 26-50	RPI 51-100	RPI 101+	Team's RPI: 139
RPI S Opponent Score	RPI S Opponent Score	RPI S Opponent Score	RPI S Opponent Score	
	50 A Gonzaga 52 91	57 A UC Davis 67 79	131 H Ole Miss 94 79	
		89 A UNLV 80 88	143 H Idaho St. 59 88	
			148 H Weber St. 77 64	
			149 A Idaho 60 61	
			149 H Idaho 90 101	
			172 A UC Irvine 82 72	
			180 A Eastern Wash. 57 64	
			180 H Eastern Wash. 75 60	
			189 A Nevada 55 67	
			218 A Seattle U 77 91	
			232 A Montana St. 69 60	
			232 H Montana St. 62 53	
			240 A Montana 53 69	
			240 H Montana 70 53	
			252 A San Jose St. 90 78	
			268 A Sacramento St. 81 72	
			268 H Sacramento St. 74 73	
			309 A Portland 77 71	
LAST 12 Division I GAMES:				
	232 H Montana St. 62 53	143 H Idaho St. 59 88		
	240 H Montana 70 53	240 A Montana 53 69		
	180 A Eastern Wash. 57 64	232 A Montana St. 69 60		
	149 A Idaho 60 61	149 H Idaho 90 101		
	268 A Sacramento St. 81 72	180 H Eastern Wash. 75 60		
	148 H Weber St. 77 64	268 H Sacramento St. 74 73		

Non-Div I Games: Northwest (WA) 63 60 Multnomah 95 32 Portland St.

Average RPI Win:	276	WON-LOST	WINNING	LAST 10	STRENGTH OF	OPP. STRENGTH	TEAM	ADJ.	CONF.	ADJ CONF.
Average RPI Loss:	203	RECORD	PCT. RANK	GAMES	SCHEDULE	OF SCHEDULE	RPI	RPI	RPI	RPI

DIV. I ONLY	6- 14	275	6- 4	197	347	270	270	32	32
DIV. I NON-CONF.	0- 9	337	0- 1	53	301	295	295	32	32
TOTALS	RPI 1-25	RPI 26-50	W-L RECORDS	RPI 51-100	RPI 101-999	RPI 201+			
6- 14	0- 1	0- 0	OVERALL	0- 1	6- 12	5- 8			
4- 3	0- 0	0- 0	HOME	0- 1	4- 2	3- 2			
2- 10	0- 1	0- 0	AWAY	0- 0	2- 9	2- 5			
0- 1	0- 0	0- 0	NEUTRAL	0- 0	0- 1	0- 1			
0- 9	0- 1	0- 0	NON-CONFERENCE	0- 1	0- 7	0- 3			
0- 1	0- 0	0- 0	HOME	0- 1	0- 0	0- 0			
0- 7	0- 1	0- 0	AWAY	0- 0	0- 6	0- 2			
0- 1	0- 0	0- 0	NEUTRAL	0- 0	0- 1	0- 1			
6- 5	0- 0	0- 0	CONFERENCE	0- 0	6- 5	5- 5			
4- 2	0- 0	0- 0	HOME	0- 0	4- 2	3- 2			
2- 3	0- 0	0- 0	AWAY	0- 0	2- 3	2- 3			
0- 0	0- 0	0- 0	NEUTRAL	0- 0	0- 0	0- 0			

RPI 1-25	RPI 26-50	RPI 51-100	RPI 101+	Team's RPI: 270
RPI S Opponent Score	RPI S Opponent Score	RPI S Opponent Score	RPI S Opponent Score	
18 A Texas A&M 70 98		98 H Rice 68 88	116 A Colorado St. 59 71	
			127 A Bethune-Cookman 52 77	
			141 A Cl emson 58 64	
			153 A Texas St. 57 84	
			176 H Southern U. 69 62	
			227 A Texas Tech 60 89	
			234 A Grambl ing 79 81	
			234 H Grambl ing 68 75	
			245 A Texas Southern 61 56	
			245 H Texas Southern 65 48	
			257 N A&M-Corpus Christi 62 72	
			300 H Al corn 72 73	
			304 A Al abama St. 68 70	
			308 A Jackson St. 61 70	
			315 A Al abama A&M 55 48	
			321 A UTRGV 62 78	
			336 H Ark. -Pi ne Bl uff 64 52	
			338 H Mi ssi ssi ppi Val . 78 73	
LAST 12 Division I GAMES:				
234 H Grambl ing 68 75	308 A Jackson St. 61 70			
245 H Texas Southern 65 48	234 A Grambl ing 79 81			
315 A Al abama A&M 55 48	245 A Texas Southern 61 56			
304 A Al abama St. 68 70	176 H Southern U. 69 62			
338 H Mi ssi ssi ppi Val . 78 73	300 H Al corn 72 73			
336 H Ark. -Pi ne Bl uff 64 52	98 H Rice 68 88			

Non-Div I Games: Texas-Tyler 99 56 Arlington Baptist 116 73

Prairie View

Average RPI Win:	274	WON-LOST	WINNING	LAST 10	STRENGTH OF	OPP. STRENGTH	TEAM	ADJ.	CONF.	ADJ CONF.
Average RPI Loss:	171	RECORD	PCT. RANK	GAMES	SCHEDULE	OF SCHEDULE	RPI	RPI	RPI	RPI
DIV. I ONLY	8- 15	256	5- 5	277	277	269	269	27	27	
DIV. I NON-CONF.	3- 8	268	0- 0	147	186	239	239	28	28	

TOTALS	RPI 1-25	RPI 26-50	W-L RECORDS	RPI 51-100	RPI 101-999	RPI 201+				
8- 15	0- 2	0- 0	OVERALL	0- 4	8- 9	7- 6				
5- 5	0- 0	0- 0	HOME	0- 1	5- 4	4- 4				
3- 10	0- 0	0- 0	AWAY	0- 1	3- 1	3- 0				
0- 0	0- 0	0- 0	NEUTRAL	0- 0	0- 0	0- 0				
3- 8	0- 2	0- 0	NON-CONFERENCE	0- 2	3- 4	2- 3				
2- 2	0- 0	0- 0	HOME	0- 0	2- 2	1- 2				
1- 6	0- 2	0- 0	AWAY	0- 2	1- 2	1- 1				
0- 0	0- 0	0- 0	NEUTRAL	0- 0	0- 0	0- 0				
5- 7	0- 0	0- 0	CONFERENCE	0- 2	5- 5	5- 3				
3- 3	0- 0	0- 0	HOME	0- 1	3- 2	3- 2				
2- 4	0- 0	0- 0	AWAY	0- 1	2- 3	2- 1				
0- 0	0- 0	0- 0	NEUTRAL	0- 0	0- 0	0- 0				

RPI 1-25				RPI 26-50				RPI 51-100				RPI 101+ Team's RPI: 269			
RPI	S	Opponent	Score	RPI	S	Opponent	Score	RPI	S	Opponent	Score	RPI	S	Opponent	Score
10	A	UCLA	40 76					71	A	Belmont	48 90	104	A	North Carolina	56 91
15	A	Duke	45 79					88	A	Liberty	55 63	156	A	Radford	55 93
								88	H	Liberty	64 76	174	A	High Point	55 81
								100	A	Chattanooga	51 71	188	H	Furman	76 75
												220	H	UNCG	57 64
												221	H	Gardner-Webb	72 69
												229	A	UNC Asheville	76 74
												249	H	Campbell	65 59
												251	A	San Diego St.	50 77
												288	A	USC Upstate	83 69
												290	H	Kennesaw St.	51 60
												306	H	Charleston So.	61 64
												335	H	N.C. Central	69 60
												341	A	Winthrop	64 58
												341	H	Winthrop	78 45
												349	A	Longwood	56 66
												349	H	Longwood	60 75

LAST 12 Division I GAMES:															
349	H	Longwood	60 75	156	A	Radford	55 93								
341	A	Winthrop	64 58	221	H	Gardner-Webb	72 69								
88	A	Liberty	55 63	249	H	Campbell	65 59								
306	H	Charleston So.	61 64	174	A	High Point	55 81								
229	A	UNC Asheville	76 74	349	A	Longwood	56 66								
341	H	Winthrop	78 45	88	H	Liberty	64 76								

Non-Div I Games:

Presbyterian

Average RPI Win:	159	WON-LOST	WINNING	LAST 10	STRENGTH OF	OPP. STRENGTH	TEAM	ADJ.	CONF.	ADJ CONF.
Average RPI Loss:	58	RECORD	PCT. RANK	GAMES	SCHEDULE	OF SCHEDULE	RPI	RPI	RPI	RPI
DIV. I ONLY	16- 4	28	9- 1	90	90	35	35	9	9	
DIV. I NON-CONF.	10- 3	52	4- 1	115	46	46	46	9	9	

TOTALS	RPI 1-25	RPI 26-50	W-L RECORDS	RPI 51-100	RPI 101-999	RPI 201+				
16- 4	0- 2	0- 0	OVERALL	5- 1	11- 1	5- 0				
7- 2	0- 1	0- 0	HOME	2- 1	5- 0	3- 0				
7- 2	0- 1	0- 0	AWAY	2- 0	5- 1	2- 0				
2- 0	0- 0	0- 0	NEUTRAL	1- 0	1- 0	0- 0				
10- 3	0- 2	0- 0	NON-CONFERENCE	3- 1	7- 0	3- 0				
3- 2	0- 1	0- 0	HOME	1- 1	2- 0	1- 0				
5- 1	0- 1	0- 0	AWAY	1- 0	4- 0	2- 0				
2- 0	0- 0	0- 0	NEUTRAL	1- 0	1- 0	0- 0				
6- 1	0- 0	0- 0	CONFERENCE	2- 0	4- 1	2- 0				
4- 0	0- 0	0- 0	HOME	1- 0	3- 0	2- 0				
2- 1	0- 0	0- 0	AWAY	1- 0	1- 1	0- 0				
0- 0	0- 0	0- 0	NEUTRAL	0- 0	0- 0	0- 0				

RPI 1-25				RPI 26-50				Team's RPI: 35				RPI 51-100				RPI 101+			
RPI	S	Opponent	Score	RPI	S	Opponent	Score					RPI	S	Opponent	Score	RPI	S	Opponent	Score
23	H	Villanova	59 62									55	A	Quinnipiac	60 46	102	A	Seton Hall	85 83
25	A	Rutgers	50 70									65	H	Georgia Tech	56 67	115	H	Dartmouth	82 63
												73	A	Penn	70 55	117	A	Yale	59 73
												78	H	Harvard	80 47	118	H	Delaware	78 60
												95	H	George Washington	72 52	128	A	Brown	77 62
												100	N	Chattanooga	59 49	158	A	Davidson	63 57
																160	N	Saint Joseph's	63 54
																209	H	Columbia	69 47
																231	A	Lafayette	53 45
																266	H	Cornell	75 54
																328	A	Wagner	58 37
																329	H	UMBC	77 40
LAST 12 Division I GAMES:																			
115	H	Dartmouth	82 63	73	A	Penn	70 55												
78	H	Harvard	80 47	329	H	UMBC	77 40												
128	A	Brown	77 62	100	N	Chattanooga	59 49												
117	A	Yale	59 73	160	N	Saint Joseph's	63 54												
266	H	Cornell	75 54	328	A	Wagner	58 37												
209	H	Columbia	69 47	25	A	Rutgers	50 70												

Non-Div I Games:

Princeton

Average RPI	Win:	168	WON-LOST	WINNING	LAST 10	STRENGTH OF	OPP. STRENGTH	TEAM	ADJ.	CONF.	ADJ CONF.
Average RPI	Loss:	96	RECORD	PCT. RANK	GAMES	SCHEDULE	OF SCHEDULE	RPI	RPI	RPI	RPI
DIV. I ONLY		9- 17		259	1- 9	107	68	195	195	6	6
DIV. I NON-CONF.		7- 5		132	0- 0	260	202	184	184	6	6

TOTALS	RPI 1-25		RPI 26-50		W-L RECORDS	RPI 51-100		RPI 101-999		RPI 201+	
9- 17	0- 3		0- 4		OVERALL	3- 2		6- 8		3- 3	
3- 9	0- 2		0- 2		HOME	1- 1		2- 4		2- 1	
3- 8	0- 1		0- 2		AWAY	1- 1		2- 4		0- 2	
3- 0	0- 0		0- 0		NEUTRAL	1- 0		2- 0		1- 0	
7- 5	0- 0		0- 0		NON-CONFERENCE	1- 2		6- 3		3- 2	
2- 3	0- 0		0- 0		HOME	0- 1		2- 2		2- 1	
2- 2	0- 0		0- 0		AWAY	0- 1		2- 1		0- 1	
3- 0	0- 0		0- 0		NEUTRAL	1- 0		2- 0		1- 0	
2- 12	0- 3		0- 4		CONFERENCE	2- 0		0- 5		0- 1	
1- 6	0- 2		0- 2		HOME	1- 0		0- 2		0- 0	
1- 6	0- 1		0- 2		AWAY	1- 0		0- 3		0- 1	
0- 0	0- 0		0- 0		NEUTRAL	0- 0		0- 0		0- 0	

RPI	S	Opponent	Score	RPI	S	Opponent	Score	RPI	S	Opponent	Score	RPI	S	Opponent	Score
23	H	Villanova	55 63	32	A	Marquette	61 94	54	A	St. John's (NY)	49 44	102	A	Seton Hall	56 65
24	A	DePaul	47 81	32	H	Marquette	60 77	54	H	St. John's (NY)	70 68	102	H	Seton Hall	56 65
24	H	DePaul	48 71	38	A	Creighton	56 73	55	A	Quinnipiac	36 62	107	A	Butler	57 68
				38	H	Creighton	84 87	83	H	Penn St.	51 60	117	A	Yale	55 51
								99	N	Wright St.	74 69	128	H	Brown	59 64
												132	H	Georgetown	43 75
												138	A	Northeastern	98 95
												173	N	Stetson	56 45
												206	H	Boston College	63 55
												209	H	Columbia	64 73
												212	A	Xavier	59 68
												289	A	Sacred Heart	75 78
												332	H	Rhode Island	65 41
												343	N	Savannah St.	78 48

Team's RPI: 195															

LAST 12 Division I GAMES:															
38	H	Creighton	84 87	212	A	Xavier	59 68								
24	A	DePaul	47 81	38	A	Creighton	56 73								
32	A	Marquette	61 94	32	H	Marquette	60 77								
54	H	St. John's (NY)	70 68	24	H	DePaul	48 71								
102	H	Seton Hall	56 65	102	A	Seton Hall	56 65								
107	A	Butler	57 68	54	A	St. John's (NY)	49 44								

Non-Div I Games:

Providence

Average RPI Win: 133

Average RPI Loss: 59

WON-LOST
RECORDWINNING
PCT. RANKLAST 10
GAMESSTRENGTH OF
SCHEDULEOPP. STRENGTH
OF SCHEDULETEAM
RPIADJ.
RPICONF.
RPIADJ CONF.
RPIDIV. I ONLY
DIV. I NON-CONF.16- 9
9- 592
997- 3
1- 020
2164
11942
5442
543
43
4

TOTALS

RPI 1-25

RPI 26-50

W-L RECORDS

RPI 51-100

RPI 101-999

RPI 201+

16- 9

2- 1

2- 2

OVERALL

3- 6

9- 0

3- 0

10- 3

1- 0

0- 2

HOME

3- 1

6- 0

1- 0

5- 5

1- 1

2- 0

AWAY

0- 4

2- 0

2- 0

1- 1

0- 0

0- 0

NEUTRAL

0- 1

1- 0

0- 0

9- 5

0- 0

1- 1

NON-CONFERENCE

2- 4

6- 0

2- 0

6- 2

0- 0

0- 1

HOME

2- 1

4- 0

1- 0

2- 2

0- 0

1- 0

AWAY

0- 2

1- 0

1- 0

1- 1

0- 0

0- 0

NEUTRAL

0- 1

1- 0

0- 0

7- 4

2- 1

1- 1

CONFERENCE

1- 2

3- 0

1- 0

4- 1

1- 0

0- 1

HOME

1- 0

2- 0

0- 0

3- 3

1- 1

1- 0

AWAY

0- 2

1- 0

1- 0

0- 0

0- 0

0- 0

NEUTRAL

0- 0

0- 0

0- 0

RPI 1-25

RPI 26-50

Team's RPI: 42

RPI 51-100

RPI 101+

RPI	S	Opponent	Score
20	A	Iowa	76 70
25	A	Rutgers	50 58
25	H	Rutgers	47 33

RPI	S	Opponent	Score
28	A	Central Mich.	79 69
41	H	Bail St.	60 66
44	A	Michigan	81 79
46	H	Minnesota	74 78

RPI	S	Opponent	Score
51	N	Southern California	46 58
63	A	Nebraska	51 75
65	A	Georgia Tech	55 68
74	A	Indiana	54 72
76	H	Ohio	71 77
77	H	Saint Mary's (CA)	70 60
83	H	Penn St.	88 73
90	H	Miami (OH)	75 66
91	A	Utah	68 81

RPI	S	Opponent	Score
110	H	Lamar University	79 64
170	N	Marist	61 47
180	H	Eastern Wash.	65 40
184	H	Northwestern	63 60
185	H	Wisconsin	57 35
191	H	UT Martin	60 58
213	A	Illinois	73 54
253	A	Hawaii	79 67
279	H	Valparaiso	95 49

LAST 12 Division I GAMES:

46	H	Minnesota	74 78	20	A	Iowa	76 70
213	A	Illinois	73 54	25	H	Rutgers	47 33
44	A	Michigan	81 79	74	A	Indiana	54 72
83	H	Penn St.	88 73	185	H	Wisconsin	57 35
63	A	Nebraska	51 75	25	A	Rutgers	50 58
184	H	Northwestern	63 60	77	H	Saint Mary's (CA)	70 60

Non-Div I Games:

Purdue

■ Loss,
 ■ Non-Conf,
 ■ S Site,
 ■ Home
 ■ Away
 N Neutral

Average RPI Win:	266	WON-LOST	WINNING	LAST 10	STRENGTH OF	OPP. STRENGTH	TEAM	ADJ.	CONF.	ADJ CONF.
Average RPI Loss:	153	RECORD	PCT. RANK	GAMES	SCHEDULE	OF SCHEDULE	RPI	RPI	RPI	RPI
DIV. I ONLY	15- 7	69	8- 2	312	284	156	156	27	27	
DIV. I NON-CONF.	6- 4	122	0- 0	317	155	185	185	28	28	

TOTALS	RPI 1-25	RPI 26-50	W-L RECORDS	RPI 51-100	RPI 101-999	RPI 201+				
15- 7	0- 0	0- 0	OVERALL	0- 3	15- 4	14- 3				
8- 1	0- 0	0- 0	HOME	0- 0	8- 1	7- 1				
5- 5	0- 0	0- 0	AWAY	0- 0	5- 2	5- 2				
2- 1	0- 0	0- 0	NEUTRAL	0- 1	2- 0	2- 0				
6- 4	0- 0	0- 0	NON-CONFERENCE	0- 2	6- 2	6- 1				
3- 0	0- 0	0- 0	HOME	0- 0	3- 0	3- 0				
1- 3	0- 0	0- 0	AWAY	0- 1	1- 2	1- 1				
2- 1	0- 0	0- 0	NEUTRAL	0- 1	2- 0	2- 0				
9- 3	0- 0	0- 0	CONFERENCE	0- 1	9- 2	8- 2				
5- 1	0- 0	0- 0	HOME	0- 0	5- 1	4- 1				
4- 2	0- 0	0- 0	AWAY	0- 1	4- 1	4- 1				
0- 0	0- 0	0- 0	NEUTRAL	0- 0	0- 0	0- 0				

RPI 1-25				RPI 26-50				RPI 51-100				RPI 101+				Team's RPI: 156
RPI	S	Opponent	Score	RPI	S	Opponent	Score	RPI	S	Opponent	Score	RPI	S	Opponent	Score	
								53	N	West Virginia	55 75	104	A	North Carolina	46 79	
								66	A	Virginia Tech	42 68	174	H	High Point	50 47	
								88	A	Liberty	56 61	214	N	Abilene Christian	71 65	
												220	H	UNCG	56 53	
												221	A	Gardner-Webb	53 69	
												221	H	Gardner-Webb	66 46	
												229	A	UNC Asheville	64 48	
												229	H	UNC Asheville	56 67	
												249	A	Campbell	51 50	
												260	N	Towson	69 66	
												269	H	Presbyterian	93 55	
												271	H	Appalachian St.	61 40	
												285	H	VCU	79 62	
												299	A	Tennessee Tech	60 41	
												306	A	Charleston So.	61 56	
												306	H	Charleston So.	74 57	
												312	A	Western Caro.	27 39	
												341	H	Winthrop	78 52	
												349	A	Longwood	52 33	

LAST 12 Division I GAMES:																
				306	H	Charleston So.	74 57	269	H	Presbyterian	93 55					
				229	A	UNC Asheville	64 48	349	A	Longwood	52 33					
				221	H	Gardner-Webb	66 46	306	A	Charleston So.	61 56					
				249	A	Campbell	51 50	229	H	UNC Asheville	56 67					
				88	A	Liberty	56 61	221	A	Gardner-Webb	53 69					
				174	H	High Point	50 47	341	H	Winthrop	78 52					

Non-Div I Games: UVa-Wise 75 43

Radford

Average RPI Win:	280	WON-LOST	WINNING	LAST 10	STRENGTH OF	OPP. STRENGTH	TEAM	ADJ.	CONF.	ADJ CONF.
Average RPI Loss:	158	RECORD	PCT. RANK	GAMES	SCHEDULE	OF SCHEDULE	RPI	RPI	RPI	RPI
DIV. I ONLY	3- 22	334	1- 9	221	157	332	332	12	12	
DIV. I NON-CONF.	2- 10	300	0- 0	222	241	316	316	10	10	
<hr/>										
TOTALS	RPI 1-25	RPI 26-50	W-L RECORDS	RPI 51-100	RPI 101-999	RPI 201+				
3- 22	0- 0	0- 2	OVERALL	0- 4	3- 16	3- 6				
3- 8	0- 0	0- 1	HOME	0- 0	3- 7	3- 3				
0- 13	0- 0	0- 1	AWAY	0- 4	0- 8	0- 2				
0- 1	0- 0	0- 0	NEUTRAL	0- 0	0- 1	0- 1				
2- 10	0- 0	0- 1	NON-CONFERENCE	0- 2	2- 7	2- 3				
2- 2	0- 0	0- 1	HOME	0- 0	2- 1	2- 1				
0- 7	0- 0	0- 0	AWAY	0- 2	0- 5	0- 1				
0- 1	0- 0	0- 0	NEUTRAL	0- 0	0- 1	0- 1				
1- 12	0- 0	0- 1	CONFERENCE	0- 2	1- 9	1- 3				
1- 6	0- 0	0- 0	HOME	0- 0	1- 6	1- 2				
0- 6	0- 0	0- 1	AWAY	0- 2	0- 3	0- 1				
0- 0	0- 0	0- 0	NEUTRAL	0- 0	0- 0	0- 0				

RPI 1-25				RPI 26-50				RPI 51-100				RPI 101+				Team's RPI: 332
RPI	S	Opponent	Score	RPI	S	Opponent	Score	RPI	S	Opponent	Score	RPI	S	Opponent	Score	
				39	A	Dayton	58 116	52	A	Michigan St.	38 82	103	H	Saint Louis	66 70	
				46	H	Minnesota	60 82	69	A	Fordham	64 76	111	H	George Mason	53 92	
								73	A	Penn	66 84	115	A	Dartmouth	54 70	
								95	A	George Washington	52 65	158	A	Davison	67 77	
												158	H	Davison	67 79	
												159	A	Samford	37 67	
												160	A	Saint Joseph's	46 64	
												170	A	Marist	42 64	
												195	A	Providence	41 65	
												199	H	Richmond	53 74	
												210	A	Jacksonville St.	53 63	
												235	H	La Salle	72 63	
												243	H	Holy Cross	63 69	
												256	A	St. Bonaventure	70 81	
												258	H	Fairfield	62 47	
												283	H	Massachusetts	59 61	
												285	H	VCU	49 61	
												294	N	Bryant	52 58	
												347	H	UMass Lowell	81 64	
<hr/>																
LAST 12 Division I GAMES:																
				103	H	Saint Louis	66 70	235	H	La Salle	72 63					
				160	A	Saint Joseph's	46 64	256	A	St. Bonaventure	70 81					
				69	A	Fordham	64 76	111	H	George Mason	53 92					
				158	H	Davison	67 79	285	H	VCU	49 61					
				283	H	Massachusetts	59 61	158	A	Davison	67 77					
				95	A	George Washington	52 65	39	A	Dayton	58 116					

Non-Div I Games: Southern Conn. St. 57 62

Rhode Island

Average RPI Win:	240	WON-LOST	WINNING	LAST 10	STRENGTH OF	OPP. STRENGTH	TEAM	ADJ.	CONF.	ADJ CONF.
Average RPI Loss:	161	RECORD	PCT. RANK	GAMES	SCHEDULE	OF SCHEDULE	RPI	RPI	RPI	RPI
DIV. I ONLY	18- 4	25	8- 2	327	199	98	98	18	18	
DIV. I NON-CONF.	10- 2	32	2- 0	340	245	134	134	20	20	

TOTALS	RPI 1-25	RPI 26-50	W-L RECORDS	RPI 51-100	RPI 101-999	RPI 201+				
18- 4	0- 1	1- 0	OVERALL	0- 0	17- 3	13- 1				
10- 0	0- 0	1- 0	HOME	0- 0	9- 0	6- 0				
8- 4	0- 1	0- 0	AWAY	0- 0	8- 3	7- 1				
0- 0	0- 0	0- 0	NEUTRAL	0- 0	0- 0	0- 0				
10- 2	0- 1	0- 0	NON-CONFERENCE	0- 0	10- 1	9- 0				
5- 0	0- 0	0- 0	HOME	0- 0	5- 0	4- 0				
5- 2	0- 1	0- 0	AWAY	0- 0	5- 1	5- 0				
0- 0	0- 0	0- 0	NEUTRAL	0- 0	0- 0	0- 0				
8- 2	0- 0	1- 0	CONFERENCE	0- 0	7- 2	4- 1				
5- 0	0- 0	1- 0	HOME	0- 0	4- 0	2- 0				
3- 2	0- 0	0- 0	AWAY	0- 0	3- 2	2- 1				
0- 0	0- 0	0- 0	NEUTRAL	0- 0	0- 0	0- 0				

RPI 1-25				RPI 26-50				RPI 51-100 Team's RPI: 98				RPI 101+			
RPI	S	Opponent	Score	RPI	S	Opponent	Score	RPI	S	Opponent	Score	RPI	S	Opponent	Score
18	A	Texas A&M	76 82	49	H	Western Ky.	73 58					113	H	Little Rock	58 51
												135	H	UTEP	56 42
												157	A	Louisiana Tech	55 75
												165	A	Kansas	65 73
												186	A	Charlotte	62 55
												196	H	Southern Miss.	62 56
												209	H	Columbia	67 44
												215	A	Fla. Atlantic	67 53
												223	A	North Texas	50 49
												257	A	A&M-Corpus Christi	67 56
												264	A	Grand Canyon	69 59
												270	A	Prairie View	88 68
												284	H	Old Dominion	53 45
												295	H	UTSA	83 52
												303	A	FIU	58 68
												314	H	Incarnate Word	60 43
												318	A	Northern Ariz.	88 83
												322	H	Houston Baptist	67 45
												330	A	Sam Houston St.	79 50
												337	H	La.-Monroe	63 47
LAST 12 Division I GAMES:															
49	H	Western Ky.	73 58	303	A	FIU	58 68								
157	A	Louisiana Tech	55 75	215	A	Fla. Atlantic	67 53								
196	H	Southern Miss.	62 56	295	H	UTSA	83 52								
284	H	Old Dominion	53 45	223	A	North Texas	50 49								
135	H	UTEP	56 42	209	H	Columbia	67 44								
186	A	Charlotte	62 55	270	A	Prairie View	88 68								

Non-Div I Games:

Rice

Average RPI Win:	267	WON-LOST	WINNING	LAST 10	STRENGTH OF	OPP. STRENGTH	TEAM	ADJ.	CONF.	ADJ CONF.
Average RPI Loss:	110	RECORD	PCT. RANK	GAMES	SCHEDULE	OF SCHEDULE	RPI	RPI	RPI	RPI
DIV. I ONLY	10- 15	227	4- 6	139	201	199	199	12	12	
DIV. I NON-CONF.	5- 8	220	0- 0	149	267	203	203	10	10	

TOTALS	RPI 1-25	RPI 26-50	W-L RECORDS	RPI 51-100	RPI 101-999	RPI 201+				
10- 15	0- 0	0- 1	OVERALL	0- 5	10- 9	10- 0				
1- 9	0- 0	0- 1	HOME	0- 4	1- 4	1- 0				
8- 3	0- 0	0- 0	AWAY	0- 0	8- 0	8- 0				
1- 3	0- 0	0- 0	NEUTRAL	0- 1	1- 2	1- 0				
5- 8	0- 0	0- 0	NON-CONFERENCE	0- 3	5- 5	5- 0				
0- 4	0- 0	0- 0	HOME	0- 2	0- 2	0- 0				
4- 1	0- 0	0- 0	AWAY	0- 0	4- 1	4- 0				
1- 3	0- 0	0- 0	NEUTRAL	0- 1	1- 2	1- 0				
5- 7	0- 0	0- 1	CONFERENCE	0- 2	5- 4	5- 0				
1- 5	0- 0	0- 1	HOME	0- 2	1- 2	1- 0				
4- 2	0- 0	0- 0	AWAY	0- 0	4- 2	4- 0				
0- 0	0- 0	0- 0	NEUTRAL	0- 0	0- 0	0- 0				

RPI 1-25				RPI 26-50				RPI 51-100				RPI 101+ Team's RPI : 199			
RPI	S	Opponent	Score	RPI	S	Opponent	Score	RPI	S	Opponent	Score	RPI	S	Opponent	Score
39	H	Dayton	59 66	55	H	Quinnipiac	65 81	103	H	Saint Louis	61 79				
				67	H	Duquesne	70 78	106	H	Wake Forest	81 85				
				69	H	Fordham	38 43	111	A	George Mason	56 77				
				82	H	Navy	56 76	127	N	Bethune-Cookman	50 63				
				99	N	Wright St.	69 85	136	H	William & Mary	64 78				
								158	H	Davidson	65 68				
								160	A	Saint Joseph's	72 81				
								163	N	Florida	80 87				
								173	A	Stetson	67 72				
								208	A	East Carolina	65 64				
								209	A	Columbia	85 79				
								235	A	La Salle	60 57				
								235	H	La Salle	77 51				
								258	A	Fairfield	72 67				
								283	A	Massachusetts	51 39				
								284	A	Old Dominion	54 45				
								285	A	VCU	77 68				
								332	A	Rhode Island	74 53				
								343	N	Savannah St.	100 63				
LAST 12 Division I GAMES:															
235	A	La Salle	60 57	111	A	George Mason	56 77								
67	H	Duquesne	70 78	158	H	Davidson	65 68								
283	A	Massachusetts	51 39	160	A	Saint Joseph's	72 81								
285	A	VCU	77 68	235	H	La Salle	77 51								
39	H	Dayton	59 66	103	H	Saint Louis	61 79								
69	H	Fordham	38 43	332	A	Rhode Island	74 53								

Non-Div I Games:

Richmond

Average RPI Win: 298		WON-LOST RECORD	WINNING PCT. RANK	LAST 10 GAMES	STRENGTH OF SCHEDULE	OPP. STRENGTH OF SCHEDULE	TEAM RPI	ADJ. RPI	CONF. RPI	ADJ. CONF. RPI
Average RPI Loss: 183										
DIV. I ONLY		11- 14	206	6- 4	325	322	273	273	28	28
DIV. I NON-CONF.		3- 8	268	0- 0	259	319	278	278	26	26
TOTALS		RPI 1-25	RPI 26-50	W-L RECORDS		RPI 51-100	RPI 101-999	RPI 201+		
11- 14	0- 0		0- 0	OVERALL		0- 2	11- 12	11- 7		
6- 6	0- 0		0- 0	HOME		0- 0	6- 6	6- 3		
5- 7	0- 0		0- 0	AWAY		0- 2	5- 5	5- 3		
0- 1	0- 0		0- 0	NEUTRAL		0- 0	0- 1	0- 1		
3- 8	0- 0		0- 0	NON-CONFERENCE		0- 1	3- 7	3- 4		
1- 3	0- 0		0- 0	HOME		0- 0	1- 3	1- 1		
2- 4	0- 0		0- 0	AWAY		0- 1	2- 3	2- 2		
0- 1	0- 0		0- 0	NEUTRAL		0- 0	0- 1	0- 1		
8- 6	0- 0		0- 0	CONFERENCE		0- 1	8- 5	8- 3		
5- 3	0- 0		0- 0	HOME		0- 0	5- 3	5- 2		
3- 3	0- 0		0- 0	AWAY		0- 1	3- 2	3- 1		
0- 0	0- 0		0- 0	NEUTRAL		0- 0	0- 0	0- 0		

RPI 1-25				RPI 26-50				RPI 51-100				RPI 101+				Team's RPI: 273	
RPI	S	Opponent	Score	RPI	S	Opponent	Score	RPI	S	Opponent	Score	RPI	S	Opponent	Score		
								55	A	Quinnipiac	66	73	102	A	Seton Hall	49	85
								82	A	Navy	44	63	126	H	Bucknell	71	76
													151	H	Binghamton	54	76
													170	A	Marist	67	68
													170	H	Marist	69	80
													207	H	Siena	67	71
													208	N	East Carolina	63	66
													231	A	Lafayette	45	60
													235	A	La Salle	76	55
													243	H	Holy Cross	56	83
													246	H	Niagara	65	58
													247	H	Manhattan	67	51
													258	A	Fairfield	61	45
													258	H	Fairfield	57	68
													262	A	Mt. St. Mary's	78	82
													286	H	Canisius	70	54
													287	H	Vermont	64	49
													297	A	Monmouth	56	63
													340	A	Iona	62	49
													340	H	Iona	80	53
													345	A	Saint Peter's	57	52
													345	H	Saint Peter's	62	52
													346	A	NJIT	79	64
LAST 12 Division I GAMES:																	
				340	H	Iona	80	53					170	A	Marist	67	68
				345	H	Saint Peter's	62	52					246	H	Niagara	65	58
				297	A	Monmouth	56	63					55	A	Quinnipiac	66	73
				247	H	Manhattan	67	51					258	A	Fairfield	61	45
				258	H	Fairfield	57	68					286	H	Canisius	70	54
				340	A	Iona	62	49					345	A	Saint Peter's	57	52

Non-Div I Games:

Ri der

Average RPI		WON-LOST RECORD	WINNING PCT. RANK	LAST 10 GAMES	STRENGTH OF SCHEDULE	OPP. STRENGTH OF SCHEDULE	TEAM RPI	ADJ. RPI	CONF. RPI	ADJ CONF. RPI
258	134	16- 5	44	9- 1	317	272	137	137	29	29
DIV. I ONLY										
DIV. I NON-CONF.		6- 4	122	0- 1	307	150	212	212	29	29
TOTALS		RPI 1-25	RPI 26-50	W-L RECORDS		RPI 51-100	RPI 101-999	RPI 201+		
16- 5	0- 0		0- 0	OVERALL		0- 1	16- 4	13- 1		
8- 2	0- 0		0- 0	HOME		0- 0	8- 2	6- 1		
8- 2	0- 0		0- 0	AWAY		0- 1	8- 1	7- 0		
0- 1	0- 0		0- 0	NEUTRAL		0- 0	0- 1	0- 0		
6- 4	0- 0		0- 0	NON-CONFERENCE		0- 1	6- 3	4- 1		
3- 2	0- 0		0- 0	HOME		0- 0	3- 2	2- 1		
3- 1	0- 0		0- 0	AWAY		0- 1	3- 0	2- 0		
0- 1	0- 0		0- 0	NEUTRAL		0- 0	0- 1	0- 0		
10- 1	0- 0		0- 0	CONFERENCE		0- 0	10- 1	9- 0		
5- 0	0- 0		0- 0	HOME		0- 0	5- 0	4- 0		
5- 1	0- 0		0- 0	AWAY		0- 0	5- 1	5- 0		
0- 0	0- 0		0- 0	NEUTRAL		0- 0	0- 0	0- 0		

RPI 1-25				RPI 26-50				RPI 51-100				RPI 101+ Team's RPI: 137					
RPI	S	Opponent	Score	RPI	S	Opponent	Score	RPI	S	Opponent	Score	RPI	S	Opponent	Score		
								52	A	Michigan St.	58	100	120	A	Saint Francis (PA)	47	68
												120	H	Saint Francis (PA)	63	62	
												145	H	Kent St.	31	46	
												150	N	San Francisco	45	57	
												152	A	Cal Poly	66	50	
												193	H	Youngstown St.	84	52	
												203	H	Bowling Green	62	64	
												231	H	Lafayette	63	42	
												244	A	Northern Ky.	59	50	
												262	A	Mt. St. Mary's	77	68	
												272	A	LIU Brooklyn	55	44	
												272	H	LIU Brooklyn	60	53	
												276	A	Fairleigh Dickinson	77	68	
												280	H	St. Francis Brooklyn	59	36	
												289	A	Sacred Heart	91	57	
												291	H	Central Conn. St.	66	47	
												294	H	Bryant	72	49	
												297	H	Monmouth	56	38	
												328	A	Wagner	58	52	
												331	A	Delaware St.	65	42	
LAST 12 Division I GAMES:																	
				272	A	LIU Brooklyn	55	44	120	H	Saint Francis (PA)	63	62				
				120	A	Saint Francis (PA)	47	68	280	H	St. Francis Brooklyn	59	36				
				291	H	Central Conn. St.	66	47	272	H	LIU Brooklyn	60	53				
				294	H	Bryant	72	49	289	A	Sacred Heart	91	57				
				262	A	Mt. St. Mary's	77	68	276	A	Fairleigh Dickinson	77	68				
				328	A	Wagner	58	52	145	H	Kent St.	31	46				

Non-Div I Games:	Clarion	67	60
------------------	---------	----	----

Robert Morris

■ Loss, ■ Non-Conf, S Site, H Home A Away N Neutral

Average RPI		Win: 104	WON-LOST	WINNING	LAST 10	STRENGTH OF		OPP. STRENGTH	TEAM	ADJ.	CONF.	ADJ CONF.
Loss: 44			RECORD	PCT. RANK	GAMES	SCHEDULE		OF SCHEDULE	RPI	RPI	RPI	RPI
DIV. I ONLY		18- 9	78	3- 7	8	24	25	25	3	3		
DIV. I NON-CONF.		12- 2	21	0- 0	26	28	11	11	4	4		

TOTALS		RPI 1-25		RPI 26-50	W-L RECORDS		RPI 51-100		RPI 101-999		RPI 201+	
18- 9		1- 4		5- 1	OVERALL		4- 4		8- 0		3- 0	
13- 2		1- 1		5- 0	HOME		2- 1		5- 0		3- 0	
4- 5		0- 2		0- 1	AWAY		2- 2		2- 0		0- 0	
1- 2		0- 1		0- 0	NEUTRAL		0- 1		1- 0		0- 0	
12- 2		1- 1		2- 0	NON-CONFERENCE		2- 1		7- 0		2- 0	
8- 0		1- 0		2- 0	HOME		1- 0		4- 0		2- 0	
3- 0		0- 0		0- 0	AWAY		1- 0		2- 0		0- 0	
1- 2		0- 1		0- 0	NEUTRAL		0- 1		1- 0		0- 0	
6- 7		0- 3		3- 1	CONFERENCE		2- 3		1- 0		1- 0	
5- 2		0- 1		3- 0	HOME		1- 1		1- 0		1- 0	
1- 5		0- 2		0- 1	AWAY		1- 2		0- 0		0- 0	
0- 0		0- 0		0- 0	NEUTRAL		0- 0		0- 0		0- 0	

RPI	S	Opponent	Score	RPI	S	Opponent	Score	RPI	S	Opponent	Score	RPI	S	Opponent	Score
6	A	Ohio St.	68 90	29	H	Virginia	52 43	52	A	Michigan St.	61 58	102	H	Seton Hall	70 45
13	A	Maryland	60 88	35	H	Princeton	70 50	60	H	Houston	75 57	106	H	Wake Forest	65 51
13	H	Maryland	54 72	42	A	Purdue	33 47	63	H	Nebraska	42 52	109	N	Western Mich.	75 64
17	H	NC State	57 53	42	H	Purdue	58 50	74	A	Indiana	58 64	182	A	Temple	84 67
19	N	South Carolina	68 78	44	H	Michigan	63 56	75	A	James Madison	76 63	186	A	Charlotte	77 54
				46	H	Minnesota	80 70	83	A	Penn St.	67 70	207	H	Siena	59 47
								83	H	Penn St.	70 65	213	H	Illinois	76 37
								87	N	Washington St.	60 63	276	H	Fairleigh Dickinson	101 35

LAST 12 Division I GAMES:															
13	H	Maryland	54 72	83	A	Penn St.	67 70								
6	A	Ohio St.	68 90	46	H	Minnesota	80 70								
44	H	Michigan	63 56	42	A	Purdue	33 47								
13	A	Maryland	60 88	83	H	Penn St.	70 65								
74	A	Indiana	58 64	213	H	Illinois	76 37								
63	H	Nebraska	42 52	52	A	Michigan St.	61 58								

Non-Div I Games:

Rutgers

Average RPI Win:	262	WON-LOST	WINNING	LAST 10	STRENGTH OF	OPP. STRENGTH	TEAM	ADJ.	CONF.	ADJ CONF.
Average RPI Loss:	167	RECORD	PCT. RANK	GAMES	SCHEDULE	OF SCHEDULE	RPI	RPI	RPI	RPI
DIV. I ONLY	15- 4	37	9- 1	339	289	133	133	26	26	
DIV. I NON-CONF.	4- 3	143	0- 0	271	320	165	165	25	25	

TOTALS	RPI 1-25	RPI 26-50	W-L RECORDS	RPI 51-100	RPI 101-999	RPI 201+				
15- 4	0- 0	0- 0	OVERALL	1- 1	14- 3	13- 2				
9- 0	0- 0	0- 0	HOME	1- 0	8- 0	7- 0				
4- 4	0- 0	0- 0	AWAY	0- 1	4- 3	4- 2				
2- 0	0- 0	0- 0	NEUTRAL	0- 0	2- 0	2- 0				
4- 3	0- 0	0- 0	NON-CONFERENCE	1- 1	3- 2	3- 2				
2- 0	0- 0	0- 0	HOME	1- 0	1- 0	1- 0				
0- 3	0- 0	0- 0	AWAY	0- 1	0- 2	0- 2				
2- 0	0- 0	0- 0	NEUTRAL	0- 0	2- 0	2- 0				
11- 1	0- 0	0- 0	CONFERENCE	0- 0	11- 1	10- 0				
7- 0	0- 0	0- 0	HOME	0- 0	7- 0	6- 0				
4- 1	0- 0	0- 0	AWAY	0- 0	4- 1	4- 0				
0- 0	0- 0	0- 0	NEUTRAL	0- 0	0- 0	0- 0				

S

F

A

RPI 1-25				RPI 26-50				RPI 51-100				RPI 101+ Team's RPI: 133			
RPI	S	Opponent	Score	RPI	S	Opponent	Score	RPI	S	Opponent	Score	RPI	S	Opponent	Score
								72	H	South Dakota	77 55	110	A	Lamar University	65 79
								84	A	Kansas St.	49 74	130	H	Central Ark.	59 46
												214	H	Abilene Christian	66 55
												226	A	New Orleans	74 67
												232	A	Montana St.	54 59
												240	A	Montana	52 60
												250	A	Nicholls St.	86 73
												259	H	McNeese	73 58
												292	H	Southeastern La.	79 67
												298	H	Coppin St.	72 59
												300	N	Alcorn	83 79
												304	N	Alabama St.	77 50
												311	A	Northwestern St.	70 62
												311	H	Northwestern St.	83 48
												314	H	Incarinate Word	60 49
												322	A	Houston Baptist	76 54
												330	H	Sam Houston St.	75 53
LAST 12 Division I GAMES:															
311	H	Northwestern St.	83 48	214	H	Abilene Christian	66 55								
259	H	McNeese	73 58	314	H	Incarinate Word	60 49								
110	A	Lamar University	65 79	226	A	New Orleans	74 67								
322	A	Houston Baptist	76 54	311	A	Northwestern St.	70 62								
330	H	Sam Houston St.	75 53	250	A	Nicholls St.	86 73								
130	H	Central Ark.	59 46	292	H	Southeastern La.	79 67								

S

F

A

Non-Div I Games: Howard Payne 105 35 Central Baptist 97 34 Tex. A&M-Commerce 83 61 Cent. Christian (KS) 105 32 SFA

S
I
U
E

SIUE		Through Games Of Feb. 11, 2018									
Average RPI	Win: 257	WON-LOST	WINNING	LAST 10	STRENGTH OF	OPP. STRENGTH	TEAM	ADJ.	CONF.	ADJ CONF.	
Average RPI	Loss: 105	RECORD	PCT. RANK	GAMES	SCHEDULE	OF SCHEDULE	RPI	RPI	RPI	RPI	
DIV. I ONLY	15- 10	114	8- 2	173	233	140	140	25	25		
DIV. I NON-CONF.	3- 8	268	0- 0	82	74	217	217	27	27		

TOTALS	RPI 1-25	RPI 26-50	W-L RECORDS	RPI 51-100	RPI 101-999	RPI 201+					
15- 10	0- 1	0- 2	OVERALL	0- 3	15- 4	12- 2					
9- 4	0- 0	0- 1	HOME	0- 1	9- 2	7- 0					
6- 5	0- 1	0- 1	AWAY	0- 2	6- 1	5- 1					
0- 1	0- 0	0- 0	NEUTRAL	0- 0	0- 1	0- 1					
3- 8	0- 1	0- 2	NON-CONFERENCE	0- 1	3- 4	1- 2					
2- 3	0- 0	0- 1	HOME	0- 0	2- 2	1- 0					
1- 4	0- 1	0- 1	AWAY	0- 1	1- 1	0- 1					
0- 1	0- 0	0- 0	NEUTRAL	0- 0	0- 1	0- 1					
12- 2	0- 0	0- 0	CONFERENCE	0- 2	12- 0	11- 0					
7- 1	0- 0	0- 0	HOME	0- 1	7- 0	6- 0					
5- 1	0- 0	0- 0	AWAY	0- 1	5- 0	5- 0					
0- 0	0- 0	0- 0	NEUTRAL	0- 0	0- 0	0- 0					

S
I
U
E

RPI 1-25				RPI 26-50				RPI 51-100				RPI 101+ Team's RPI: 140			
RPI	S	Opponent	Score	RPI	S	Opponent	Score	RPI	S	Opponent	Score	RPI	S	Opponent	Score
16	A	Missouri	48 78	28	H	Central Mich.	56 94	63	A	Nebraska	53 62	103	H	Saint Louis	79 72
				40	A	FGCU	49 66	71	A	Belmont	64 86	124	H	Northern Ill.	75 86
								71	H	Belmont	55 72	164	A	Southern Ill.	57 53
												173	H	Stetson	61 65
												191	H	UT Martin	73 70
												210	H	Jacksonville St.	65 41
												211	N	Akron	58 59
												216	A	Morehead St.	66 51
												225	H	Southeast Mo. St.	65 57
												236	A	Austin Peay	61 38
												254	A	Illinois St.	47 62
												293	A	Murray St.	75 70
												293	H	Murray St.	77 68
												299	H	Tennessee Tech	65 58
												305	A	Eastern Ky.	62 60
												310	H	Air Force	76 40
												333	A	Tennessee St.	88 76
												333	H	Tennessee St.	74 63
												344	H	Eastern Ill.	62 52
LAST 12 Division I GAMES:															
293	H	Murray St.	77 68	191	H	UT Martin	73 70								
344	H	Eastern Ill.	62 52	225	H	Southeast Mo. St.	65 57								
210	H	Jacksonville St.	65 41	333	H	Tennessee St.	74 63								
299	H	Tennessee Tech	65 58	71	H	Belmont	55 72								
71	A	Belmont	64 86	216	A	Morehead St.	66 51								
333	A	Tennessee St.	88 76	305	A	Eastern Ky.	62 60								

Non-Div I Games:

SIUE

Average RPI Win:	213	WON-LOST	WINNING	LAST 10	STRENGTH OF	OPP. STRENGTH	TEAM	ADJ.	CONF.	ADJ CONF.
Average RPI Loss:	140	RECORD	PCT. RANK	GAMES	SCHEDULE	OF SCHEDULE	RPI	RPI	RPI	RPI
DIV. I ONLY	4- 18	312	2- 8	100	196	268	268	19	19	
DIV. I NON-CONF.	1- 9	318	0- 0	72	63	247	247	13	13	

TOTALS	RPI 1-25	RPI 26-50	W-L RECORDS	RPI 51-100	RPI 101-999	RPI 201+				
4- 18	0- 0	0- 2	OVERALL	0- 3	4- 13	3- 3				
3- 4	0- 0	0- 0	HOME	0- 0	3- 4	2- 0				
0- 12	0- 0	0- 1	AWAY	0- 3	0- 8	0- 3				
1- 2	0- 0	0- 1	NEUTRAL	0- 0	1- 1	1- 0				
1- 9	0- 0	0- 2	NON-CONFERENCE	0- 3	1- 4	1- 1				
0- 0	0- 0	0- 0	HOME	0- 0	0- 0	0- 0				
0- 7	0- 0	0- 1	AWAY	0- 3	0- 3	0- 1				
1- 2	0- 0	0- 1	NEUTRAL	0- 0	1- 1	1- 0				
3- 9	0- 0	0- 0	CONFERENCE	0- 0	3- 9	2- 2				
3- 4	0- 0	0- 0	HOME	0- 0	3- 4	2- 0				
0- 5	0- 0	0- 0	AWAY	0- 0	0- 5	0- 2				
0- 0	0- 0	0- 0	NEUTRAL	0- 0	0- 0	0- 0				

RPI 1-25				RPI 26-50				RPI 51-100				RPI 101+ Team's RPI: 268			
RPI	S	Opponent	Score	RPI	S	Opponent	Score	RPI	S	Opponent	Score	RPI	S	Opponent	Score
				33	A	Arizona St.	58 106	53	A	West Virginia	47 101	124	N	Northern Ill.	75 84
				48	N	Miami (FL)	56 82	57	A	UC Davis	72 79	139	A	Portland St.	73 74
								97	A	Kentucky	70 101	139	H	Portland St.	72 81
												143	H	Idaho St.	71 85
												148	H	Weber St.	56 78
												149	A	Idaho	66 101
												149	H	Idaho	79 64
												150	A	San Francisco	76 90
												180	A	Eastern Wash.	76 83
												180	H	Eastern Wash.	72 83
												189	A	Nevada	68 95
												216	A	Morehead St.	71 75
												232	A	Montana St.	50 85
												232	H	Montana St.	88 77
												232	N	UC Riverside	99 72
												240	A	Montana	59 68
												240	H	Montana	79 64

LAST 12 Division I GAMES:															
				240	H	Montana	79 64	148	H	Weber St.	56 78				
				232	H	Montana St.	88 77	232	A	Montana St.	50 85				
				149	A	Idaho	66 101	240	A	Montana	59 68				
				180	A	Eastern Wash.	76 83	180	H	Eastern Wash.	72 83				
				139	H	Portland St.	72 81	149	H	Idaho	79 64				
				143	H	Idaho St.	71 85	139	A	Portland St.	73 74				

Non-Div I Games: Antelope Valley 95 62

Sacramento St.

Average RPI Win:	267	WON-LOST	WINNING	LAST 10	STRENGTH OF	OPP. STRENGTH	TEAM	ADJ.	CONF.	ADJ CONF.
Average RPI Loss:	208	RECORD	PCT. RANK	GAMES	SCHEDULE	OF SCHEDULE	RPI	RPI	RPI	RPI
DIV. I ONLY	8- 15	256	4- 6	319	299	289	289	29	29	
DIV. I NON-CONF.	4- 7	226	0- 0	204	270	242	242	29	29	

TOTALS	RPI 1-25	RPI 26-50	W-L RECORDS	RPI 51-100	RPI 101-999	RPI 201+				
8- 15	0- 1	0- 0	OVERALL	0- 1	8- 13	6- 9				
4- 6	0- 0	0- 0	HOME	0- 0	4- 6	2- 3				
4- 9	0- 1	0- 0	AWAY	0- 1	4- 7	4- 6				
0- 0	0- 0	0- 0	NEUTRAL	0- 0	0- 0	0- 0				
4- 7	0- 1	0- 0	NON-CONFERENCE	0- 1	4- 5	2- 3				
3- 2	0- 0	0- 0	HOME	0- 0	3- 2	1- 1				
1- 5	0- 1	0- 0	AWAY	0- 1	1- 3	1- 2				
0- 0	0- 0	0- 0	NEUTRAL	0- 0	0- 0	0- 0				
4- 8	0- 0	0- 0	CONFERENCE	0- 0	4- 8	4- 6				
1- 4	0- 0	0- 0	HOME	0- 0	1- 4	1- 2				
3- 4	0- 0	0- 0	AWAY	0- 0	3- 4	3- 4				
0- 0	0- 0	0- 0	NEUTRAL	0- 0	0- 0	0- 0				

RPI 1-25				RPI 26-50				RPI 51-100				RPI 101+ Team's RPI: 289			
RPI	S	Opponent	Score	RPI	S	Opponent	Score	RPI	S	Opponent	Score	RPI	S	Opponent	Score
5	A	Florida St.	52 101					78	A	Harvard	62 70	120	H	Saint Francis (PA)	48 89
												128	A	Brown	77 102
												137	H	Robert Morris	57 91
												161	H	Lehigh	65 55
												183	H	New Hampshire	47 74
												195	H	Providence	78 75
												207	A	Siena	57 62
												242	H	Hofstra	81 86
												247	H	Manhattan	65 61
												262	A	Mt. St. Mary's	82 52
												272	A	LIU Brooklyn	50 46
												276	A	Fairleigh Dickinson	59 69
												280	A	St. Francis Brooklyn	48 63
												291	A	Central Conn. St.	59 69
												291	H	Central Conn. St.	71 73
												294	A	Bryant	56 60
												294	H	Bryant	73 81
												297	A	Monmouth	64 69
												328	A	Wagner	72 55
												328	H	Wagner	61 49
												342	A	Florida A&M	73 68
LAST 12 Division I GAMES:															
328	H	Wagner	61 49	294	H	Bryant	73 81								
294	A	Bryant	56 60	291	A	Central Conn. St.	59 69								
291	H	Central Conn. St.	71 73	328	A	Wagner	72 55								
280	A	St. Francis Brooklyn	48 63	262	A	Mt. St. Mary's	82 52								
272	A	LIU Brooklyn	50 46	137	H	Robert Morris	57 91								
276	A	Fairleigh Dickinson	59 69	120	H	Saint Francis (PA)	48 89								

Non-Div I Games:

Sacred Heart

Average RPI Win:	259	WON-LOST	WINNING	LAST 10	STRENGTH OF	OPP. STRENGTH	TEAM	ADJ.	CONF.	ADJ CONF.
Average RPI Loss:	133	RECORD	PCT. RANK	GAMES	SCHEDULE	OF SCHEDULE	RPI	RPI	RPI	RPI
DIV. I ONLY	14- 8	97	9- 1	207	288	120	120	29	29	
DIV. I NON-CONF.	4- 7	226	0- 1	175	145	189	189	29	29	

TOTALS	RPI 1-25	RPI 26-50	W-L RECORDS	RPI 51-100	RPI 101-999	RPI 201+				
14- 8	0- 0	0- 1	OVERALL	0- 2	14- 5	11- 2				
7- 1	0- 0	0- 0	HOME	0- 0	7- 1	5- 0				
6- 6	0- 0	0- 1	AWAY	0- 2	6- 2	5- 0				
1- 1	0- 0	0- 0	NEUTRAL	0- 0	1- 1	1- 1				
4- 7	0- 0	0- 1	NON-CONFERENCE	0- 2	4- 4	2- 2				
1- 1	0- 0	0- 0	HOME	0- 0	1- 1	0- 0				
2- 5	0- 0	0- 1	AWAY	0- 2	2- 2	1- 1				
1- 1	0- 0	0- 0	NEUTRAL	0- 0	1- 1	1- 1				
10- 1	0- 0	0- 0	CONFERENCE	0- 0	10- 1	9- 0				
6- 0	0- 0	0- 0	HOME	0- 0	6- 0	5- 0				
4- 1	0- 0	0- 0	AWAY	0- 0	4- 1	4- 0				
0- 0	0- 0	0- 0	NEUTRAL	0- 0	0- 0	0- 0				

RPI 1-25				RPI 26-50				RPI 51-100				RPI 101+				Team's RPI: 120
RPI	S	Opponent	Score	RPI	S	Opponent	Score	RPI	S	Opponent	Score	RPI	S	Opponent	Score	
				50	A	Gonzaga	74 97	64	A	Toledo	66 74	134	A	Cincinnati	77 73	
								67	A	Duquesne	68 87	136	H	William & Mary	86 92	
												137	A	Robert Morris	62 63	
												137	H	Robert Morris	68 47	
												177	A	Boise St.	59 87	
												193	H	Youngstown St.	79 65	
												209	A	Columbia	81 94	
												225	N	Southeast Mo. St.	50 82	
												262	H	Mt. St. Mary's	92 88	
												272	H	LIU Brooklyn	101 71	
												276	A	Fairleigh Dickinson	80 56	
												280	A	St. Francis Brooklyn	94 71	
												280	H	St. Francis Brooklyn	90 75	
												284	N	Old Dominion	79 68	
												289	A	Sacred Heart	89 48	
												291	H	Central Conn. St.	87 59	
												294	H	Bryant	87 69	
												309	A	Portland	106 101	
												328	A	Wagner	79 76	

LAST 12 Division I GAMES:																
				280	A	St. Francis Brooklyn	94 71	137	A	Robert Morris	62 63					
				137	H	Robert Morris	68 47	272	H	LIU Brooklyn	101 71					
				294	H	Bryant	87 69	280	H	St. Francis Brooklyn	90 75					
				291	H	Central Conn. St.	87 59	276	A	Fairleigh Dickinson	80 56					
				328	A	Wagner	79 76	289	A	Sacred Heart	89 48					
				262	H	Mt. St. Mary's	92 88	177	A	Boise St.	59 87					

Non-Div I Games: Seton Hill 103 71

Saint Francis (PA)

Average RPI Win:	233	WON-LOST	WINNING	LAST 10	STRENGTH OF	OPP. STRENGTH	TEAM	ADJ.	CONF.	ADJ CONF.
Average RPI Loss:	117	RECORD	PCT. RANK	GAMES	SCHEDULE	OF SCHEDULE	RPI	RPI	RPI	RPI
DIV. I ONLY	12- 12	174	5- 5	162	173	160	160	12	12	
DIV. I NON-CONF.	5- 7	212	0- 0	148	166	168	168	10	10	

TOTALS	RPI 1-25	RPI 26-50	W-L RECORDS	RPI 51-100	RPI 101-999	RPI 201+				
12- 12	0- 1	0- 2	OVERALL	2- 3	10- 6	8- 2				
5- 5	0- 0	0- 1	HOME	0- 3	5- 1	4- 0				
7- 6	0- 1	0- 0	AWAY	2- 0	5- 5	4- 2				
0- 1	0- 0	0- 1	NEUTRAL	0- 0	0- 0	0- 0				
5- 7	0- 1	0- 1	NON-CONFERENCE	1- 2	4- 3	3- 1				
2- 2	0- 0	0- 0	HOME	0- 2	2- 0	2- 0				
3- 4	0- 1	0- 0	AWAY	1- 0	2- 3	1- 1				
0- 1	0- 0	0- 1	NEUTRAL	0- 0	0- 0	0- 0				
7- 5	0- 0	0- 1	CONFERENCE	1- 1	6- 3	5- 1				
3- 3	0- 0	0- 1	HOME	0- 1	3- 1	2- 0				
4- 2	0- 0	0- 0	AWAY	1- 0	3- 2	3- 1				
0- 0	0- 0	0- 0	NEUTRAL	0- 0	0- 0	0- 0				

RPI 1-25				RPI 26-50				RPI 51-100				RPI 101+				Team's RPI: 160
RPI	S	Opponent	Score	RPI	S	Opponent	Score	RPI	S	Opponent	Score	RPI	S	Opponent	Score	
23	A	Villanova	44 79	35	N	Princeton	54 63	61	H	Drexel	58 65	103	A	Saint Louis	73 96	
				39	H	Dayton	59 65	67	A	Duquesne	69 50	111	H	George Mason	57 65	
								67	H	Duquesne	42 61	126	A	Bucknell	77 53	
								73	H	Penn	50 57	163	A	Florida	51 71	
								75	A	James Madison	73 66	182	A	Temple	66 69	
												199	H	Richmond	81 72	
												235	A	La Salle	75 64	
												246	A	Niagara	93 69	
												256	A	St. Bonaventure	70 64	
												260	A	Towson	66 90	
												283	A	Massachusetts	84 79	
												285	A	VCU	54 56	
												285	H	VCU	79 41	
												332	H	Rhode Island	64 46	
												344	H	Eastern Ill.	80 62	
												345	H	Saint Peter's	87 58	

LAST 12 Division I GAMES:																
67	A	Duquesne	69 50	103	A	Saint Louis	73 96									
332	H	Rhode Island	64 46	283	A	Massachusetts	84 79									
111	H	George Mason	57 65	199	H	Richmond	81 72									
285	A	VCU	54 56	39	H	Dayton	59 65									
235	A	La Salle	75 64	256	A	St. Bonaventure	70 64									
67	H	Duquesne	42 61	285	H	VCU	79 41									

Non-Div I Games:

Saint Joseph's

Average RPI Win:	187	WON-LOST	WINNING	LAST 10	STRENGTH OF	OPP. STRENGTH	TEAM	ADJ.	CONF.	ADJ CONF.
Average RPI Loss:	92	RECORD	PCT. RANK	GAMES	SCHEDULE	OF SCHEDULE	RPI	RPI	RPI	RPI
DIV. I ONLY	14- 11	142	6- 4	118	94	103	103	12	12	
DIV. I NON-CONF.	6- 7	184	0- 0	112	29	140	140	10	10	

TOTALS	RPI 1-25	RPI 26-50	W-L RECORDS	RPI 51-100	RPI 101-999	RPI 201+				
14- 11	0- 2	0- 2	OVERALL	2- 2	12- 5	5- 1				
8- 2	0- 0	0- 0	HOME	1- 0	7- 2	3- 0				
4- 8	0- 1	0- 1	AWAY	1- 1	3- 1	2- 0				
2- 1	0- 0	0- 1	NEUTRAL	0- 0	2- 0	0- 0				
6- 7	0- 2	0- 1	NON-CONFERENCE	0- 1	6- 3	2- 0				
3- 2	0- 0	0- 0	HOME	0- 0	3- 2	1- 0				
1- 4	0- 2	0- 0	AWAY	0- 1	1- 1	1- 0				
2- 1	0- 0	0- 1	NEUTRAL	0- 0	2- 0	0- 0				
8- 4	0- 0	0- 1	CONFERENCE	2- 1	6- 2	3- 1				
5- 0	0- 0	0- 0	HOME	1- 0	4- 0	2- 0				
3- 4	0- 0	0- 1	AWAY	1- 1	2- 2	1- 1				
0- 0	0- 0	0- 0	NEUTRAL	0- 0	0- 0	0- 0				

RPI 1-25				RPI 26-50				RPI 51-100				RPI 101+				Team's RPI: 103
RPI	S	Opponent	Score	RPI	S	Opponent	Score	RPI	S	Opponent	Score	RPI	S	Opponent	Score	
16	A	Missouri	58 70	26	N	LSU	59 71	69	A	Fordham	63 66	111	A	George Mason	72 81	
24	A	DePaul	78 86	39	A	Dayton	76 101	69	H	Fordham	91 85	113	H	Little Rock	48 45	
								87	A	Washington St.	63 85	121	H	Vanderbilt	69 74	
								95	A	George Washington	72 69	129	N	Cleveland St.	80 64	
												131	N	Ole Miss	79 64	
												140	A	SIUE	72 79	
												147	H	Loyola Marymount	60 62	
												158	H	Davidson	88 72	
												160	H	Saint Joseph's	96 73	
												168	H	Tulsa	77 66	
												199	A	Richmond	79 61	
												235	A	La Salle	76 87	
												256	H	St. Bonaventure	78 55	
												261	H	Lipscomb	101 57	
												263	A	Indiana St.	60 59	
												283	H	Massachusetts	64 63	
												332	A	Rhode Island	70 66	

LAST 12 Division I GAMES:																
332	A	Rhode Island	70 66	160	H	Saint Joseph's	96 73	283	H	Massachusetts	64 63	39	A	Dayton	76 101	
235	A	La Salle	76 87	69	A	Fordham	63 66	199	A	Richmond	79 61	256	H	St. Bonaventure	78 55	
158	H	Davidson	88 72	95	A	George Washington	72 69									
69	H	Fordham	91 85	111	A	George Mason	72 81									

Non-Div I Games:

Saint Louis

Average RPI	Win:	165	WON-LOST	WINNING	LAST 10	STRENGTH OF	OPP. STRENGTH	TEAM	ADJ.	CONF.	ADJ CONF.
Average RPI	Loss:	111	RECORD	PCT. RANK	GAMES	SCHEDULE	OF SCHEDULE	RPI	RPI	RPI	RPI
DIV. I ONLY		16- 9		92	6- 4	77	108	77	77	13	13
DIV. I NON-CONF.		7- 4		102	0- 0	61	37	58	58	11	11

TOTALS	RPI 1-25		RPI 26-50		W-L RECORDS	RPI 51-100		RPI 101-999		RPI 201+	
16- 9	0- 0		1- 3		OVERALL	2- 2		13- 4		5- 1	
9- 3	0- 0		0- 1		HOME	2- 1		7- 1		4- 0	
5- 6	0- 0		1- 2		AWAY	0- 1		4- 3		1- 1	
2- 0	0- 0		0- 0		NEUTRAL	0- 0		2- 0		0- 0	
7- 4	0- 0		0- 2		NON-CONFERENCE	2- 2		5- 0		1- 0	
4- 1	0- 0		0- 0		HOME	2- 1		2- 0		1- 0	
1- 3	0- 0		0- 2		AWAY	0- 1		1- 0		0- 0	
2- 0	0- 0		0- 0		NEUTRAL	0- 0		2- 0		0- 0	
9- 5	0- 0		1- 1		CONFERENCE	0- 0		8- 4		4- 1	
5- 2	0- 0		0- 1		HOME	0- 0		5- 1		3- 0	
4- 3	0- 0		1- 0		AWAY	0- 0		3- 3		1- 1	
0- 0	0- 0		0- 0		NEUTRAL	0- 0		0- 0		0- 0	

RPI 1-25				RPI 26-50				RPI 51-100				Team's RPI: 77				RPI 101+			
RPI	S	Opponent	Score	RPI	S	Opponent	Score	RPI	S	Opponent	Score	RPI	S	Opponent	Score	RPI	S	Opponent	Score
				34	A	Cal i forn i a	80 87	57	H	UC Dav i s	50 74	125	A	BYU	54 63				
				42	A	Purdue	60 70	74	H	Ind i ana	88 82	125	H	BYU	57 49				
				50	A	Gonzaga	72 56	87	H	Washington St.	81 75	147	A	Loyol a Marymount	57 69				
				50	H	Gonzaga	65 73	91	A	Utah	63 74	147	H	Loyol a Marymount	65 75				
												150	A	San Franci sco	73 59				
												152	H	Cal Poly	82 64				
												171	A	Paci fi c	70 69				
												171	H	Paci fi c	96 88				
												177	A	Boi se St.	74 72				
												180	N	Eastern Wash.	76 56				
												191	N	UT Mart i n	69 58				
												202	A	San Di ego	75 53				
												202	H	San Di ego	66 57				
												204	H	UC Santa Barbara	89 59				
												228	H	Pepperdi ne	75 62				
												274	H	Santa Clara	59 46				
												309	A	Portl and	65 68				

LAST 12 Divi s i on I GAMES:																			
				50	A	Gonzaga	72 56	171	H	Paci fi c	96 88								
				147	H	Loyol a Marymount	65 75	50	H	Gonzaga	65 73								
				202	H	San Di ego	66 57	228	H	Pepperdi ne	75 62								
				150	A	San Franci sco	73 59	274	H	Santa Clara	59 46								
				309	A	Portl and	65 68	202	A	San Di ego	75 53								
				125	A	BYU	54 63	171	A	Paci fi c	70 69								

Non-Di v I Games:

Saint Mary's (CA)

Average RPI		Win: 248	WON-LOST RECORD	WINNING PCT. RANK	LAST 10 GAMES	STRENGTH OF SCHEDULE	OPP. STRENGTH OF SCHEDULE	TEAM RPI	ADJ. RPI	CONF. RPI	ADJ. CONF. RPI
Loss: 239											
DIV. I ONLY			4- 21	324	1- 9	336	337	345	345	28	28
DIV. I NON-CONF.			3- 8	268	0- 0	308	345	319	319	26	26
TOTALS		RPI 1-25		RPI 26-50		W-L RECORDS		RPI 51-100		RPI 101-999	RPI 201+
4- 21	0- 0		0- 0		OVERALL	0- 1		4- 20		3- 16	
2- 8	0- 0		0- 0		HOME	0- 0		2- 8		2- 6	
1- 13	0- 0		0- 0		AWAY	0- 1		1- 11		1- 9	
1- 0	0- 0		0- 0		NEUTRAL	0- 0		1- 0		0- 0	
3- 8	0- 0		0- 0		NON-CONFERENCE	0- 0		3- 8		2- 5	
1- 3	0- 0		0- 0		HOME	0- 0		1- 3		1- 2	
1- 5	0- 0		0- 0		AWAY	0- 0		1- 5		1- 3	
1- 0	0- 0		0- 0		NEUTRAL	0- 0		1- 0		0- 0	
1- 13	0- 0		0- 0		CONFERENCE	0- 1		1- 12		1- 11	
1- 5	0- 0		0- 0		HOME	0- 0		1- 5		1- 4	
0- 8	0- 0		0- 0		AWAY	0- 1		0- 7		0- 7	
0- 0	0- 0		0- 0		NEUTRAL	0- 0		0- 0		0- 0	

RPI 1-25				RPI 26-50				RPI 51-100				RPI 101+ Team's RPI: 345			
RPI	S	Opponent	Score	RPI	S	Opponent	Score	RPI	S	Opponent	Score	RPI	S	Opponent	Score
								55	A	Quinnipiac	39 86	102	A	Seton Hall	49 91
												117	H	Yale	49 70
												118	N	Delaware	90 87
												160	A	Saint Joseph's	58 87
												170	H	Marist	53 86
												207	H	Siena	59 62
												231	H	Lafayette	64 61
												246	A	Niagara	54 64
												246	H	Niagara	52 87
												247	A	Manhattan	64 76
												258	A	Fairfield	41 62
												272	A	LIU Brooklyn	46 57
												273	A	Rider	52 62
												273	H	Rider	52 57
												276	A	Fairleigh Dickinson	59 69
												280	H	St. Francis Brooklyn	49 64
												283	A	Massachusetts	65 81
												286	A	Canisius	49 52
												286	H	Canisius	53 66
												297	A	Monmouth	44 51
												297	H	Monmouth	67 47
												340	A	Iona	42 52
												346	A	NJIT	59 52
												347	H	UMass Lowell	60 66
LAST 12 Division I GAMES:															
				273	A	Rider	52 62	246	H	Niagara	52 87				
				286	A	Canisius	49 52	286	H	Canisius	53 66				
				246	A	Niagara	54 64	258	A	Fairfield	41 62				
				207	H	Siena	59 62	55	A	Quinnipiac	39 86				
				340	A	Iona	42 52	297	A	Monmouth	44 51				
				297	H	Monmouth	67 47	170	H	Marist	53 86				

Non-Div I Games:

Saint Peter's

Average RPI Win:	300	WON-LOST	WINNING	LAST 10	STRENGTH OF	OPP. STRENGTH	TEAM	ADJ.	CONF.	ADJ CONF.
Average RPI Loss:	191	RECORD	PCT. RANK	GAMES	SCHEDULE	OF SCHEDULE	RPI	RPI	RPI	RPI
DIV. I ONLY	2- 18	336	1- 9	174	344	330	330	26	26	
DIV. I NON-CONF.	1- 6	306	0- 0	34	343	266	266	25	25	

TOTALS	RPI 1-25	RPI 26-50	W-L RECORDS	RPI 51-100	RPI 101-999	RPI 201+				
2- 18	0- 0	0- 1	OVERALL	0- 2	2- 15	2- 9				
1- 9	0- 0	0- 0	HOME	0- 1	1- 8	1- 6				
1- 9	0- 0	0- 0	AWAY	0- 0	1- 0	1- 0				
0- 0	0- 0	0- 0	NEUTRAL	0- 0	0- 0	0- 0				
1- 6	0- 0	0- 1	NON-CONFERENCE	0- 2	1- 3	1- 1				
1- 3	0- 0	0- 0	HOME	0- 1	1- 2	1- 1				
0- 3	0- 0	0- 1	AWAY	0- 1	0- 1	0- 0				
0- 0	0- 0	0- 0	NEUTRAL	0- 0	0- 0	0- 0				
1- 12	0- 0	0- 0	CONFERENCE	0- 0	1- 12	1- 8				
0- 6	0- 0	0- 0	HOME	0- 0	0- 6	0- 5				
1- 6	0- 0	0- 0	AWAY	0- 0	1- 6	1- 3				
0- 0	0- 0	0- 0	NEUTRAL	0- 0	0- 0	0- 0				

RPI 1-25				RPI 26-50				RPI 51-100				RPI 101+ Team's RPI: 330			
RPI	S	Opponent	Score	RPI	S	Opponent	Score	RPI	S	Opponent	Score	RPI	S	Opponent	Score
				26	A	LSU	58 71	93	A	Arkansas	54 65	110	A	Lamar University	44 91
								98	H	Rice	50 79	110	H	Lamar University	44 68
												130	A	Central Ark.	44 69
												133	A	SFA	53 75
												153	H	Texas St.	41 73
												196	A	Southern Miss.	38 58
												214	A	Abilene Christian	65 83
												214	H	Abilene Christian	72 75
												245	H	Texas Southern	58 77
												257	A	A&M-Corpus Christi	48 62
												257	H	A&M-Corpus Christi	57 67
												259	H	McNeese	63 66
												292	A	Southeastern La.	57 52
												308	H	Jackson St.	74 68
												311	A	Northwestern St.	60 63
												314	H	Incarnate Word	49 56
												322	H	Houston Baptist	61 69

LAST 12 Division I GAMES:															
				110	H	Lamar University	44 68	110	A	Lamar University	44 91				
				257	A	A&M-Corpus Christi	48 62	311	A	Northwestern St.	60 63				
				214	H	Abilene Christian	72 75	322	H	Houston Baptist	61 69				
				259	H	McNeese	63 66	257	H	A&M-Corpus Christi	57 67				
				133	A	SFA	53 75	314	H	Incarnate Word	49 56				
				292	A	Southeastern La.	57 52	130	A	Central Ark.	44 69				

Non-Div I Games: Wiley 80 41 St. Thomas Houston 68 66

Sam Houston St.

Average RPI Win:	221	WON-LOST	WINNING	LAST 10	STRENGTH OF	OPP. STRENGTH	TEAM	ADJ.	CONF.	ADJ CONF.
Average RPI Loss:	105	RECORD	PCT. RANK	GAMES	SCHEDULE	OF SCHEDULE	RPI	RPI	RPI	RPI
DIV. I ONLY	11- 13	197	4- 6	72	181	159	159	17	17	
DIV. I NON-CONF.	7- 7	170	2- 0	54	136	119	119	16	16	

TOTALS	RPI 1-25	RPI 26-50	W-L RECORDS	RPI 51-100	RPI 101-999	RPI 201+				
11- 13	0- 2	1- 0	OVERALL	0- 6	10- 5	6- 1				
10- 2	0- 0	1- 0	HOME	0- 1	9- 1	6- 0				
0- 10	0- 0	0- 0	AWAY	0- 0	0- 0	0- 0				
1- 1	0- 0	0- 0	NEUTRAL	0- 0	1- 1	0- 0				
7- 7	0- 2	1- 0	NON-CONFERENCE	0- 3	6- 2	3- 0				
6- 1	0- 0	1- 0	HOME	0- 0	5- 1	3- 0				
0- 5	0- 2	0- 0	AWAY	0- 3	0- 0	0- 0				
1- 1	0- 0	0- 0	NEUTRAL	0- 0	1- 1	0- 0				
4- 6	0- 0	0- 0	CONFERENCE	0- 3	4- 3	3- 1				
4- 1	0- 0	0- 0	HOME	0- 1	4- 0	3- 0				
0- 5	0- 0	0- 0	AWAY	0- 2	0- 3	0- 1				
0- 0	0- 0	0- 0	NEUTRAL	0- 0	0- 0	0- 0				

RPI 1-25				RPI 26-50				RPI 51-100				RPI 101+ Team's RPI: 159			
RPI	S	Opponent	Score	RPI	S	Opponent	Score	RPI	S	Opponent	Score	RPI	S	Opponent	Score
5	A	Florida St.	62 87	43	H	UCF	58 51	56	A	Mercer	45 48	123	A	ETSU	48 76
20	A	Iowa	59 80					56	H	Mercer	59 73	135	N	UTEP	33 46
								71	A	Belmont	46 83	142	H	Col orado	60 71
								81	A	UAB	53 77	167	H	Troy	80 73
								93	A	Arkansas	63 84	167	N	Troy	82 76
								100	A	Chattanooga	58 68	188	A	Furman	41 45
												188	H	Furman	62 58
												196	H	Southern Mi ss.	61 56
												205	H	Hampton	66 61
												220	H	UNCG	56 48
												301	A	Wofford	46 58
												301	H	Wofford	81 77
												304	H	Alabama St.	58 39
												312	H	Western Caro.	62 54
												332	H	Rhode Island	67 37

LAST 12 Division I GAMES:															
				56	A	Mercer	45 48	312	H	Western Caro.	62 54				
				188	H	Furman	62 58	56	H	Mercer	59 73				
				301	H	Wofford	81 77	301	A	Wofford	46 58				
				123	A	ETSU	48 76	188	A	Furman	41 45				
				100	A	Chattanooga	58 68	205	H	Hampton	66 61				
				220	H	UNCG	56 48	167	N	Troy	82 76				

Non-Div I Games: AUM 59 46

Samford

Average RPI Win:	224	WON-LOST	WINNING	LAST 10	STRENGTH OF	OPP. STRENGTH	TEAM	ADJ.	CONF.	ADJ CONF.
Average RPI Loss:	162	RECORD	PCT. RANK	GAMES	SCHEDULE	OF SCHEDULE	RPI	RPI	RPI	RPI
DIV. I ONLY	13- 11	151	5- 5	280	153	202	202	13	13	
DIV. I NON-CONF.	6- 4	122	0- 0	299	224	166	166	11	11	

TOTALS	RPI 1-25	RPI 26-50	W-L RECORDS	RPI 51-100	RPI 101-999	RPI 201+				
13- 11	0- 0	1- 2	OVERALL	0- 2	12- 7	8- 5				
8- 4	0- 0	1- 1	HOME	0- 1	7- 2	6- 0				
4- 7	0- 0	0- 1	AWAY	0- 1	4- 5	2- 5				
1- 0	0- 0	0- 0	NEUTRAL	0- 0	1- 0	0- 0				
6- 4	0- 0	1- 1	NON-CONFERENCE	0- 0	5- 3	4- 3				
4- 0	0- 0	1- 0	HOME	0- 0	3- 0	3- 0				
1- 4	0- 0	0- 1	AWAY	0- 0	1- 3	1- 3				
1- 0	0- 0	0- 0	NEUTRAL	0- 0	1- 0	0- 0				
7- 7	0- 0	0- 1	CONFERENCE	0- 2	7- 4	4- 2				
4- 4	0- 0	0- 1	HOME	0- 1	4- 2	3- 0				
3- 3	0- 0	0- 0	AWAY	0- 1	3- 2	1- 2				
0- 0	0- 0	0- 0	NEUTRAL	0- 0	0- 0	0- 0				

RPI	S	Opponent	Score	RPI	S	Opponent	Score	RPI	S	Opponent	Score	RPI	S	Opponent	Score	Team's RPI: 202
34	A	Cal i forn i a	64 89	77	A	Sai nt Mary's (CA)	57 66	125	H	BYU	70 69	147	A	Loyol a Marymount	60 54	
46	H	Mi nnesota	72 69	77	H	Sai nt Mary's (CA)	53 75	147	H	Loyol a Marymount	53 67	150	A	San Franci sco	60 54	
50	H	Gonzaga	44 63					171	H	Paci fi c	68 81	177	N	Boi se St.	72 52	
								204	A	UC Santa Barbara	71 58	218	A	Seattle U	73 80	
								228	A	Pepperdi ne	62 66	228	H	Pepperdi ne	79 53	
								251	A	San Diego St.	76 77	253	A	Hawai i	63 64	
								274	A	Santa Clara	50 59	274	H	Santa Clara	51 40	
								295	H	UTSA	78 69	309	A	Portland	75 60	
								309	H	Portland	59 52	324	H	Southern Utah	72 59	
								325	H	Long Beach St.	74 40					
LAST 12 Division I GAMES:																
274	H	Santa Clara	51 40	125	H	BYU	70 69	309	A	Portland	75 60	147	A	Loyol a Marymount	60 54	
228	H	Pepperdi ne	79 53	147	A	Loyol a Marymount	60 54	171	H	Paci fi c	68 81	77	H	Sai nt Mary's (CA)	53 75	
77	A	Sai nt Mary's (CA)	57 66	309	H	Portland	59 52									
50	H	Gonzaga	44 63													
147	H	Loyol a Marymount	53 67													
274	A	Santa Clara	50 59													

Non-Div I Games: San Diego Christian 82 53

San Diego

Average RPI Win: 207

Average RPI Loss: 167

WON-LOST
RECORDWINNING
PCT. RANKLAST 10
GAMESSTRENGTH OF
SCHEDULEOPP. STRENGTH
OF SCHEDULETEAM
RPIADJ.
RPICONF.
RPIADJ CONF.
RPI

DIV. I ONLY	9- 13	225	3- 7	202	184	251	251	16	16
DIV. I NON-CONF.	5- 5	170	0- 0	262	273	246	246	15	15
<hr/>									
TOTALS	RPI 1-25	RPI 26-50	W-L RECORDS	RPI 51-100	RPI 101-999	RPI 201+			
9- 13	0- 0	0- 1	OVERALL	2- 1	7- 11	5- 4			
7- 6	0- 0	0- 0	HOME	2- 1	5- 5	3- 1			
2- 5	0- 0	0- 0	AWAY	0- 0	2- 5	2- 3			
0- 2	0- 0	0- 1	NEUTRAL	0- 0	0- 1	0- 0			
5- 5	0- 0	0- 1	NON-CONFERENCE	0- 0	5- 4	4- 2			
4- 2	0- 0	0- 0	HOME	0- 0	4- 2	3- 1			
1- 1	0- 0	0- 0	AWAY	0- 0	1- 1	1- 1			
0- 2	0- 0	0- 1	NEUTRAL	0- 0	0- 1	0- 0			
4- 8	0- 0	0- 0	CONFERENCE	2- 1	2- 7	1- 2			
3- 4	0- 0	0- 0	HOME	2- 1	1- 3	0- 0			
1- 4	0- 0	0- 0	AWAY	0- 0	1- 4	1- 2			
0- 0	0- 0	0- 0	NEUTRAL	0- 0	0- 0	0- 0			

RPI 1-25				RPI 26-50				RPI 51-100				RPI 101+				Team's RPI: 251
RPI	S	Opponent	Score	RPI	S	Opponent	Score	RPI	S	Opponent	Score	RPI	S	Opponent	Score	
				28	N	Central Mich.	76 85	70	H	Wyoming	68 62	101	N	Tulane	46 80	
								86	H	New Mexico	97 89	116	A	Colorado St.	43 72	
								89	H	UNLV	64 75	116	H	Colorado St.	63 65	
												146	A	Fresno St.	53 64	
												146	H	Fresno St.	60 66	
												172	H	UC Irvine	65 67	
												177	H	Boise St.	70 86	
												189	H	Nevada	75 72	
												201	H	CSUN	58 55	
												202	H	San Diego	77 76	
												204	A	UC Santa Barbara	64 77	
												252	A	San Jose St.	75 65	
												269	H	Presbyteria n	77 50	
												274	H	Santa Clara	34 48	
												277	A	Ari zona	78 67	
												296	A	Utah St.	58 62	
												310	A	Air Force	51 61	
												313	H	Cal St. Fullerton	59 58	
<hr/>																
LAST 12 Division I GAMES:																
				189	H	Nevada	75 72	146	A	Fresno St.	53 64					
				146	H	Fresno St.	60 66	177	H	Boise St.	70 86					
				310	A	Air Force	51 61	252	A	San Jose St.	75 65					
				89	H	UNLV	64 75	116	H	Colorado St.	63 65					
				116	A	Colorado St.	43 72	296	A	Utah St.	58 62					
				86	H	New Mexico	97 89	70	H	Wyoming	68 62					

Non-Div I Games: Hope Int'l 92 68

San Diego St.

■ Loss,
 ■ Non-Conf,
 ■ S Site,
 ■ Home
 ■ Away
 N Neutral

Average RPI Win:	215	WON-LOST	WINNING	LAST 10	STRENGTH OF	OPP. STRENGTH	TEAM	ADJ.	CONF.	ADJ CONF.
Average RPI Loss:	104	RECORD	PCT. RANK	GAMES	SCHEDULE	OF SCHEDULE	RPI	RPI	RPI	RPI
DIV. I ONLY	13- 12	168	6- 4	128	116	150	150	13	13	
DIV. I NON-CONF.	5- 6	187	0- 0	74	90	130	130	11	11	

TOTALS	RPI 1-25	RPI 26-50	W-L RECORDS	RPI 51-100	RPI 101-999	RPI 201+				
13- 12	0- 1	0- 3	OVERALL	0- 3	13- 5	7- 2				
8- 5	0- 1	0- 1	HOME	0- 2	8- 1	4- 1				
4- 7	0- 0	0- 2	AWAY	0- 1	4- 4	3- 1				
1- 0	0- 0	0- 0	NEUTRAL	0- 0	1- 0	0- 0				
5- 6	0- 1	0- 1	NON-CONFERENCE	0- 2	5- 2	2- 0				
3- 2	0- 1	0- 0	HOME	0- 1	3- 0	1- 0				
1- 4	0- 0	0- 1	AWAY	0- 1	1- 2	1- 0				
1- 0	0- 0	0- 0	NEUTRAL	0- 0	1- 0	0- 0				
8- 6	0- 0	0- 2	CONFERENCE	0- 1	8- 3	5- 2				
5- 3	0- 0	0- 1	HOME	0- 1	5- 1	3- 1				
3- 3	0- 0	0- 1	AWAY	0- 0	3- 2	2- 1				
0- 0	0- 0	0- 0	NEUTRAL	0- 0	0- 0	0- 0				

RPI 1-25				RPI 26-50				RPI 51-100				RPI 101+ Team's RPI: 150			
RPI	S	Opponent	Score	RPI	S	Opponent	Score	RPI	S	Opponent	Score	RPI	S	Opponent	Score
14	H	Stanford	66 86	31	A	Northern Colo.	60 73	57	A	UC Davis	55 72	125	A	BYU	66 70
				50	A	Gonzaga	47 74	77	H	Saint Mary's (CA)	59 73	125	H	BYU	76 73
				50	H	Gonzaga	57 81	87	H	Washington St.	70 74	137	N	Robert Morris	57 45
												146	H	Fresno St.	70 62
												147	H	Loyola Marymount	78 60
												152	A	Cal Poly	83 88
												152	H	Cal Poly	83 71
												171	A	Paci fic	81 71
												179	A	UT Arlington	54 56
												202	H	San Diego	54 60
												228	A	Pepperdi ne	92 95
												228	H	Pepperdi ne	68 67
												252	A	San Jose St.	87 81
												268	H	Sacramento St.	90 76
												274	A	Santa Clara	58 54
												274	H	Santa Clara	64 47
												309	A	Portland	76 63
												309	H	Portland	84 75

LAST 12 Division I GAMES:															
125	H	BYU	76 73	228	A	Pepperdi ne	92 95	274	A	Santa Clara	58 54	50	A	Gonzaga	47 74
309	A	Portland	76 63	274	A	Santa Clara	58 54	147	H	Loyola Marymount	78 60	228	H	Pepperdi ne	68 67
274	H	Santa Clara	64 47	50	A	Gonzaga	47 74	125	A	BYU	66 70				
77	H	Saint Mary's (CA)	59 73												
50	H	Gonzaga	57 81												
171	A	Paci fic	81 71												

Non-Div I Games:

San Francisco

Average RPI Win:	238	WON-LOST	WINNING	LAST 10	STRENGTH OF	OPP. STRENGTH	TEAM	ADJ.	CONF.	ADJ CONF.
Average RPI Loss:	128	RECORD	PCT. RANK	GAMES	SCHEDULE	OF SCHEDULE	RPI	RPI	RPI	RPI
DIV. I ONLY	5- 17	304	2- 8	98	132	252	252	16	16	
DIV. I NON-CONF.	2- 8	290	0- 0	92	143	249	249	15	15	

TOTALS	RPI 1-25	RPI 26-50	W-L RECORDS	RPI 51-100	RPI 101-999	RPI 201+				
5- 17	0- 1	0- 1	OVERALL	1- 5	4- 10	4- 2				
3- 8	0- 0	0- 0	HOME	1- 2	2- 6	2- 1				
2- 8	0- 1	0- 1	AWAY	0- 3	2- 3	2- 0				
0- 1	0- 0	0- 0	NEUTRAL	0- 0	0- 1	0- 1				
2- 8	0- 1	0- 1	NON-CONFERENCE	0- 1	2- 5	2- 1				
1- 4	0- 0	0- 0	HOME	0- 1	1- 3	1- 0				
1- 3	0- 1	0- 1	AWAY	0- 0	1- 1	1- 0				
0- 1	0- 0	0- 0	NEUTRAL	0- 0	0- 1	0- 1				
3- 9	0- 0	0- 0	CONFERENCE	1- 4	2- 5	2- 1				
2- 4	0- 0	0- 0	HOME	1- 1	1- 3	1- 1				
1- 5	0- 0	0- 0	AWAY	0- 3	1- 2	1- 0				
0- 0	0- 0	0- 0	NEUTRAL	0- 0	0- 0	0- 0				

RPI 1-25				RPI 26-50				RPI 51-100				RPI 101+ Team's RPI: 252			
RPI	S	Opponent	Score	RPI	S	Opponent	Score	RPI	S	Opponent	Score	RPI	S	Opponent	Score
10	A	UCLA	69 129	47	A	Oregon St.	62 110	63	H	Nebraska	55 81	116	A	Colorado St.	48 63
								70	A	Wyoming	46 58	116	H	Colorado St.	66 73
								86	A	New Mexico	62 92	139	H	Portland St.	78 90
								86	H	New Mexico	95 86	150	H	San Francisco	81 87
								89	A	UNLV	60 79	171	A	Pacific	97 106
								89	H	UNLV	53 80	177	H	Boise St.	80 112
												189	A	Nevada	63 91
												201	H	CSUN	59 76
												205	N	Hampton	73 81
												224	H	CSU Bakersfield	67 57
												251	H	San Diego St.	65 75
												274	A	Santa Clara	71 66
												296	H	Utah St.	79 66
												310	A	Air Force	75 74

LAST 12 Division I GAMES:															
				116	H	Colorado St.	66 73	310	A	Air Force	75 74				
				86	A	New Mexico	62 92	251	H	San Diego St.	65 75				
				89	H	UNLV	53 80	86	H	New Mexico	95 86				
				70	A	Wyoming	46 58	89	A	UNLV	60 79				
				177	H	Boise St.	80 112	116	A	Colorado St.	48 63				
				189	A	Nevada	63 91	296	H	Utah St.	79 66				

Non-Div I Games: Southern Ore. 89 87

San Jose St.

Average RPI Win: 253	WON-LOST RECORD	WINNING PCT. RANK	LAST 10 GAMES	STRENGTH OF SCHEDULE	OPP. STRENGTH OF SCHEDULE	TEAM RPI	ADJ. RPI	CONF. RPI	ADJ CONF. RPI
Average RPI Loss: 153									

DIV. I ONLY	6- 18	294	2- 8	219	144	274	274	13	13
DIV. I NON-CONF.	3- 7	254	0- 0	316	177	297	297	11	11

TOTALS	RPI 1-25	RPI 26-50	W-L RECORDS	RPI 51-100	RPI 101-999	RPI 201+			
6- 18	0- 0	0- 3	OVERALL	0- 2	6- 13	6- 5			
3- 8	0- 0	0- 2	HOME	0- 1	3- 5	3- 2			
3- 10	0- 0	0- 0	AWAY	0- 0	3- 0	3- 0			
0- 0	0- 0	0- 0	NEUTRAL	0- 0	0- 0	0- 0			
3- 7	0- 0	0- 1	NON-CONFERENCE	0- 1	3- 5	3- 3			
1- 4	0- 0	0- 1	HOME	0- 1	1- 2	1- 2			
2- 3	0- 0	0- 0	AWAY	0- 0	2- 3	2- 1			
0- 0	0- 0	0- 0	NEUTRAL	0- 0	0- 0	0- 0			
3- 11	0- 0	0- 2	CONFERENCE	0- 1	3- 8	3- 2			
2- 4	0- 0	0- 1	HOME	0- 0	2- 3	2- 0			
1- 7	0- 0	0- 1	AWAY	0- 1	1- 5	1- 2			
0- 0	0- 0	0- 0	NEUTRAL	0- 0	0- 0	0- 0			

RPI S Opponent	Score	RPI S Opponent	Score	RPI S Opponent	Score	RPI S Opponent	Score	Team's RPI: 274
34 H Cal i forn i a	41 79	51 H Southern Cal i forn i a	43 64	125 A BYU	47 65			
50 A Gonzaga	44 71	77 A Saint Mary's (CA)	46 59	125 H BYU	34 55			
50 H Gonzaga	51 63			147 H Loyol a Marymount	51 65			
				150 A San Franci sco	47 64			
				150 H San Franci sco	54 58			
				171 A Paci fi c	37 55			
				184 A Northwestern	47 57			
				189 A Nevada	41 52			
				202 A San Di ego	40 51			
				202 H San Di ego	59 50			
				204 H UC Santa Barbara	68 63			
				228 A Pepperdi ne	55 56			
				228 H Pepperdi ne	54 50			
				251 A San Di ego St.	48 34			
				252 H San Jose St.	66 71			
				264 A Grand Canyon	38 39			
				309 A Portl and	50 43			
				313 H Cal St. Fullerton	69 73			
				326 A Ill. -Chicago	45 36			

LAST 12 Divi s i on I GAMES:								
202 A San Di ego	40 51	50 A Gonzaga	44 71					
125 H BYU	34 55	150 H San Franci sco	54 58					
150 A San Franci sco	47 64	125 A BYU	47 65					
171 A Paci fi c	37 55	77 A Saint Mary's (CA)	46 59					
228 H Pepperdi ne	54 50	309 A Portl and	50 43					
202 H San Di ego	59 50	147 H Loyol a Marymount	51 65					

Non-Div I Games: Menlo 104 61

Santa Clara

Average RPI Win:	333	WON-LOST	WINNING	LAST 10	STRENGTH OF	OPP. STRENGTH	TEAM	ADJ.	CONF.	ADJ CONF.
Average RPI Loss:	213	RECORD	PCT. RANK	GAMES	SCHEDULE	OF SCHEDULE	RPI	RPI	RPI	RPI
DIV. I ONLY	2- 18	336	1- 8	333	274	343	343	31	31	
DIV. I NON-CONF.	1- 9	318	0- 1	265	113	310	310	30	30	

TOTALS	RPI 1-25	RPI 26-50	W-L RECORDS	RPI 51-100	RPI 101-999	RPI 201+				
2- 18	0- 1	0- 1	OVERALL	0- 1	2- 15	2- 10				
0- 6	0- 0	0- 0	HOME	0- 0	0- 6	0- 5				
2- 9	0- 1	0- 1	AWAY	0- 1	2- 6	2- 5				
0- 3	0- 0	0- 0	NEUTRAL	0- 0	0- 3	0- 0				
1- 9	0- 1	0- 1	NON-CONFERENCE	0- 1	1- 6	1- 2				
0- 0	0- 0	0- 0	HOME	0- 0	0- 0	0- 0				
1- 6	0- 1	0- 1	AWAY	0- 1	1- 3	1- 2				
0- 3	0- 0	0- 0	NEUTRAL	0- 0	0- 3	0- 0				
1- 9	0- 0	0- 0	CONFERENCE	0- 0	1- 9	1- 8				
0- 6	0- 0	0- 0	HOME	0- 0	0- 6	0- 5				
1- 3	0- 0	0- 0	AWAY	0- 0	1- 3	1- 3				
0- 0	0- 0	0- 0	NEUTRAL	0- 0	0- 0	0- 0				

RPI 1-25				RPI 26-50				RPI 51-100				RPI 101+ Team's RPI: 343			
RPI	S	Opponent	Score	RPI	S	Opponent	Score	RPI	S	Opponent	Score	RPI	S	Opponent	Score
19	A	South Carolina	38 99	47	A	Oregon St.	36 84	92	A	Jacksonville	46 74	163	N	Florida	40 90
												185	A	Wisconsin	24 82
												195	N	Providence	48 78
												199	N	Richmond	63 100
												200	H	Norfolk St.	58 78
												205	H	Hampton	53 81
												208	A	East Carolina	37 103
												237	H	Howard	59 87
												265	A	Morgan St.	67 73
												265	H	Morgan St.	41 70
												298	A	Coppin St.	57 66
												302	H	UMES	56 68
												304	A	Alabama St.	61 81
												317	H	South Carolina St.	60 71
												323	A	Ga. Southern	71 67
												331	A	Delaware St.	79 93
												342	A	Florida A&M	65 47

LAST 12 Division I GAMES:															
265	H	Morgan St.	41 70	237	H	Howard	59 87								
317	H	South Carolina St.	60 71	302	H	UMES	56 68								
342	A	Florida A&M	65 47	265	A	Morgan St.	67 73								
331	A	Delaware St.	79 93	298	A	Coppin St.	57 66								
200	H	Norfolk St.	58 78	92	A	Jacksonville	46 74								
205	H	Hampton	53 81	208	A	East Carolina	37 103								

Non-Div I Games: LaGrange 86 44 Allen 79 41

Savannah St.

Average RPI Win:	251	WON-LOST	WINNING	LAST 10	STRENGTH OF	OPP. STRENGTH	TEAM	ADJ.	CONF.	ADJ CONF.
Average RPI Loss:	171	RECORD	PCT. RANK	GAMES	SCHEDULE	OF SCHEDULE	RPI	RPI	RPI	RPI
DIV. I ONLY	13- 11	151	7- 3	287	263	218	218	30	30	
DIV. I NON-CONF.	6- 9	214	0- 3	159	205	209	209	31	31	

TOTALS	RPI 1-25	RPI 26-50	W-L RECORDS	RPI 51-100	RPI 101-999	RPI 201+				
13- 11	0- 0	0- 1	OVERALL	0- 1	13- 9	11- 3				
6- 6	0- 0	0- 0	HOME	0- 1	6- 5	5- 1				
7- 5	0- 0	0- 1	AWAY	0- 0	7- 4	6- 2				
0- 0	0- 0	0- 0	NEUTRAL	0- 0	0- 0	0- 0				
6- 9	0- 0	0- 1	NON-CONFERENCE	0- 1	6- 7	4- 1				
2- 6	0- 0	0- 0	HOME	0- 1	2- 5	1- 1				
4- 3	0- 0	0- 1	AWAY	0- 0	4- 2	3- 0				
0- 0	0- 0	0- 0	NEUTRAL	0- 0	0- 0	0- 0				
7- 2	0- 0	0- 0	CONFERENCE	0- 0	7- 2	7- 2				
4- 0	0- 0	0- 0	HOME	0- 0	4- 0	4- 0				
3- 2	0- 0	0- 0	AWAY	0- 0	3- 2	3- 2				
0- 0	0- 0	0- 0	NEUTRAL	0- 0	0- 0	0- 0				

RPI	S	Opponent	Score	RPI	S	Opponent	Score	RPI	S	Opponent	Score	RPI	S	Opponent	Score	Team's RPI: 218
34	A	Cal i forni a	67 87	57	H	UC Davi s	53 79	139	H	Portland St.	91 77	143	H	Idaho St.	69 74	
								149	A	Idaho	68 60	171	H	Paci fic	73 85	
								172	H	UC Irvi ne	79 84	175	A	Washi ngton	76 84	
								189	H	Nevada	65 74	201	A	CSUN	62 67	
								202	H	San Diego	80 73	204	A	UC Santa Barbara	77 71	
								224	A	CSU Bakersfi el d	68 75	228	A	Pepperdi ne	65 62	
								240	A	Montana	78 64	241	H	New Mexico St.	69 59	
								253	H	Hawai i	58 73	264	A	Grand Canyon	63 74	
								267	A	UMKC	62 58	267	H	UMKC	66 62	
								321	H	UTRGV	64 56	327	A	Utah Valley	77 75	
								339	A	Chi cago St.	63 56	339	H	Chi cago St.	72 60	
LAST 12 Di vi si on I GAMES:																
339	H	Chi cago St.	72 60	267	A	UMKC	62 58	339	A	Chi cago St.	63 56	264	A	Grand Canyon	63 74	
267	H	UMKC	66 62	201	A	CSUN	62 67	172	H	UC Irvi ne	79 84	175	A	Washi ngton	76 84	
327	A	Utah Valley	77 75													
224	A	CSU Bakersfi el d	68 75													
321	H	UTRGV	64 56													
241	H	New Mexi co St.	69 59													

Non-Di v I Games:

Seattle U

Average RPI Win:	197	WON-LOST	WINNING	LAST 10	STRENGTH OF	OPP. STRENGTH	TEAM	ADJ.	CONF.	ADJ CONF.
Average RPI Loss:	44	RECORD	PCT. RANK	GAMES	SCHEDULE	OF SCHEDULE	RPI	RPI	RPI	RPI
DIV. I ONLY	15- 11	130	6- 4	103	73	102	102	6	6	
DIV. I NON-CONF.	8- 3	65	0- 0	138	199	93	93	6	6	

TOTALS	RPI 1-25	RPI 26-50	W-L RECORDS	RPI 51-100	RPI 101-999	RPI 201+				
15- 11	0- 5	0- 4	OVERALL	1- 0	14- 2	8- 0				
11- 4	0- 2	0- 2	HOME	1- 0	10- 0	6- 0				
4- 7	0- 3	0- 2	AWAY	0- 0	4- 2	2- 0				
0- 0	0- 0	0- 0	NEUTRAL	0- 0	0- 0	0- 0				
8- 3	0- 2	0- 1	NON-CONFERENCE	0- 0	8- 0	6- 0				
6- 2	0- 1	0- 1	HOME	0- 0	6- 0	5- 0				
2- 1	0- 1	0- 0	AWAY	0- 0	2- 0	1- 0				
0- 0	0- 0	0- 0	NEUTRAL	0- 0	0- 0	0- 0				
7- 8	0- 3	0- 3	CONFERENCE	1- 0	6- 2	2- 0				
5- 2	0- 1	0- 1	HOME	1- 0	4- 0	1- 0				
2- 6	0- 2	0- 2	AWAY	0- 0	2- 2	1- 0				
0- 0	0- 0	0- 0	NEUTRAL	0- 0	0- 0	0- 0				

RPI 1-25				RPI 26-50				RPI 51-100				RPI 101+ Team's RPI: 102			
RPI	S	Opponent	Score	RPI	S	Opponent	Score	RPI	S	Opponent	Score	RPI	S	Opponent	Score
10	H	UCLA	68 77	32	A	Marquette	84 97	54	H	St. John's (NY)	62 57	106	A	Wake Forest	67 57
23	A	Villanova	53 59	35	H	Princeton	83 85					107	A	Butler	48 66
23	H	Villanova	59 67	38	A	Creighton	64 81					107	H	Butler	75 64
24	A	DePaul	66 89	38	H	Creighton	51 68					132	A	Georgetown	52 71
25	A	Rutgers	45 70									132	H	Georgetown	70 65
												170	H	Marist	85 60
												195	A	Providence	65 56
												195	H	Providence	65 56
												206	A	Boston College	73 53
												210	H	Jacksonville St.	73 54
												212	A	Xavier	62 51
												212	H	Xavier	58 53
												258	H	Fairfield	80 61
												273	H	Rider	85 49
												280	H	St. Francis Brooklyn	84 50
												345	H	Saint Peter's	91 49

LAST 12 Division I GAMES:															
23	A	Villanova	53 59	54	H	St. John's (NY)	62 57	132	H	Georgetown	70 65				
132	A	Georgetown	52 71	23	H	Villanova	59 67								
107	H	Butler	75 64	212	A	Xavier	62 51								
212	H	Xavier	58 53	107	A	Butler	48 66								
38	A	Creighton	64 81	195	H	Providence	65 56								
195	A	Providence	65 56												

Non-Div I Games:

Seton Hall

Average RPI Win: 275	WON-LOST RECORD	WINNING PCT. RANK	LAST 10 GAMES	STRENGTH OF SCHEDULE	OPP. STRENGTH OF SCHEDULE	TEAM RPI	ADJ. RPI	CONF. RPI	ADJ CONF. RPI
Average RPI Loss: 127									
DIV. I ONLY	13- 12	168	6- 4	264	222	207	207	28	28
DIV. I NON-CONF.	5- 6	187	0- 0	151	117	157	157	26	26

TOTALS	RPI 1-25	RPI 26-50	W-L RECORDS	RPI 51-100	RPI 101-999	RPI 201+			
13- 12	0- 1	0- 1	OVERALL	0- 5	13- 5	12- 3			
8- 4	0- 0	0- 1	HOME	0- 2	8- 1	7- 1			
5- 8	0- 1	0- 0	AWAY	0- 3	5- 4	5- 2			
0- 0	0- 0	0- 0	NEUTRAL	0- 0	0- 0	0- 0			
5- 6	0- 1	0- 1	NON-CONFERENCE	0- 3	5- 1	5- 0			
3- 2	0- 0	0- 1	HOME	0- 1	3- 0	3- 0			
2- 4	0- 1	0- 0	AWAY	0- 2	2- 1	2- 0			
0- 0	0- 0	0- 0	NEUTRAL	0- 0	0- 0	0- 0			
8- 6	0- 0	0- 0	CONFERENCE	0- 2	8- 4	7- 3			
5- 2	0- 0	0- 0	HOME	0- 1	5- 1	4- 1			
3- 4	0- 0	0- 0	AWAY	0- 1	3- 3	3- 2			
0- 0	0- 0	0- 0	NEUTRAL	0- 0	0- 0	0- 0			

RPI	S	Opponent	Score	RPI	S	Opponent	Score	RPI	S	Opponent	Score	RPI	S	Opponent	Score	Team's RPI: 207
25	A	Rutgers	47 59	40	H	FGCU	50 63	55	A	Qui nni pi ac	54 68	154	A	Hartford	62 71	
								55	H	Qui nni pi ac	72 83	170	A	Marist	54 73	
								78	A	Harvard	67 75	170	H	Marist	58 53	
								80	H	Al bany (NY)	63 78	237	H	Howard	72 61	
								83	A	Penn St.	72 86	242	A	Hofstra	70 60	
												246	A	Ni agara	50 65	
												246	H	Ni agara	68 73	
												247	H	Manhattan	56 51	
												256	H	St. Bonaventure	70 62	
												258	H	Fai rfi el d	51 40	
												273	A	Ri der	71 67	
												278	A	Col gate	73 70	
												286	A	Can i si us	57 65	
												289	H	Sacred Heart	62 57	
												297	H	Monmouth	44 41	
												340	A	I ona	70 48	
												340	H	I ona	64 51	
												345	A	Saint Peter's	62 59	
LAST 12 Division I GAMES:																
55	H	Qui nni pi ac	72 83	340	A	I ona	70 48									
297	H	Monmouth	44 41	170	H	Marist	58 53									
170	A	Marist	54 73	246	A	Ni agara	50 65									
345	A	Saint Peter's	62 59	286	A	Can i si us	57 65									
247	H	Manhattan	56 51	246	H	Ni agara	68 73									
258	H	Fairfield	51 40	340	H	I ona	64 51									

Non-Div I Games:

Siena

Average RPI Win:	226	WON-LOST	WINNING	LAST 10	STRENGTH OF	OPP. STRENGTH	TEAM	ADJ.	CONF.	ADJ CONF.
Average RPI Loss:	118	RECORD	PCT. RANK	GAMES	SCHEDULE	OF SCHEDULE	RPI	RPI	RPI	RPI
DIV. I ONLY	14- 8	97	6- 4	159	231	122	122	23	23	
DIV. I NON-CONF.	6- 4	122	0- 0	59	185	77	77	23	23	
TOTALS	RPI 1-25	RPI 26-50	W-L RECORDS	RPI 51-100	RPI 101-999	RPI 201+				
14- 8	0- 1	0- 0	OVERALL	0- 2	14- 5	7- 0				
8- 4	0- 0	0- 0	HOME	0- 2	8- 2	5- 0				
6- 4	0- 1	0- 0	AWAY	0- 0	6- 3	2- 0				
0- 0	0- 0	0- 0	NEUTRAL	0- 0	0- 0	0- 0				
6- 4	0- 1	0- 0	NON-CONFERENCE	0- 2	6- 1	2- 0				
3- 2	0- 0	0- 0	HOME	0- 2	3- 0	1- 0				
3- 2	0- 1	0- 0	AWAY	0- 0	3- 1	1- 0				
0- 0	0- 0	0- 0	NEUTRAL	0- 0	0- 0	0- 0				
8- 4	0- 0	0- 0	CONFERENCE	0- 0	8- 4	5- 0				
5- 2	0- 0	0- 0	HOME	0- 0	5- 2	4- 0				
3- 2	0- 0	0- 0	AWAY	0- 0	3- 2	1- 0				
0- 0	0- 0	0- 0	NEUTRAL	0- 0	0- 0	0- 0				

RPI S Opponent Score	RPI S Opponent Score	RPI S Opponent Score	RPI S Opponent Score
17 A NC State 50 71		81 H UAB 66 78	104 A North Carolina 85 84
		92 H Jacksonville 58 60	113 H Little Rock 35 47
			130 H Central Ark. 64 43
			131 A Ole Miss 59 66
			153 A Texas St. 63 78
			162 A Louisiana 72 57
			167 A Troy 71 82
			167 H Troy 79 68
			176 H Southern U. 69 65
			179 A UT Arlington 76 63
			187 H Arkansas St. 60 75
			196 A Southern Miss. 78 57
			226 H New Orleans 67 45
			271 H Appalachian St. 54 52
			275 H Coastal Caro. 68 62
			304 A Alabama St. 59 47
			319 H Georgia St. 88 52
			323 H Ga. Southern 79 52
			337 A La.-Monroe 67 60
LAST 12 Division I GAMES:			
187 H Arkansas St. 60 75	275 H Coastal Caro. 68 62		
113 H Little Rock 35 47	167 H Troy 79 68		
167 A Troy 71 82	179 A UT Arlington 76 63		
337 A La.-Monroe 67 60	153 A Texas St. 63 78		
162 A Louisiana 72 57	323 H Ga. Southern 79 52		
271 H Appalachian St. 54 52	319 H Georgia St. 88 52		

Non-Div I Games: Ga. Southwestern 73 42

South Ala.

Average RPI Win:	139	WON-LOST	WINNING	LAST 10	STRENGTH OF	OPP. STRENGTH	TEAM	ADJ.	CONF.	ADJ CONF.
Average RPI Loss:	6	RECORD	PCT. RANK	GAMES	SCHEDULE	OF SCHEDULE	RPI	RPI	RPI	RPI

DIV. I ONLY	20- 5	28	7- 3	47	2	19	19	2	2
DIV. I NON-CONF.	11- 2	22	0- 1	120	12	41	41	2	2
TOTALS	RPI 1-25	RPI 26-50	W-L RECORDS	RPI 51-100	RPI 101-999	RPI 201+			
20- 5	5- 5	0- 0	OVERALL	5- 0	10- 0	5- 0			
11- 2	3- 2	0- 0	HOME	2- 0	6- 0	5- 0			
7- 2	1- 2	0- 0	AWAY	2- 0	4- 0	0- 0			
2- 1	1- 1	0- 0	NEUTRAL	1- 0	0- 0	0- 0			
11- 2	3- 2	0- 0	NON-CONFERENCE	1- 0	7- 0	5- 0			
6- 1	1- 1	0- 0	HOME	0- 0	5- 0	5- 0			
3- 0	1- 0	0- 0	AWAY	0- 0	2- 0	0- 0			
2- 1	1- 1	0- 0	NEUTRAL	1- 0	0- 0	0- 0			
9- 3	2- 3	0- 0	CONFERENCE	4- 0	3- 0	0- 0			
5- 1	2- 1	0- 0	HOME	2- 0	1- 0	0- 0			
4- 2	0- 2	0- 0	AWAY	2- 0	2- 0	0- 0			
0- 0	0- 0	0- 0	NEUTRAL	0- 0	0- 0	0- 0			

RPI 1-25	Team's RPI: 19	RPI 26-50	RPI 51-100	RPI 101+
RPI S Opponent Score	RPI S Opponent Score	RPI S Opponent Score	RPI S Opponent Score	RPI S Opponent Score
1 N Notre Dame 85 92		54 N St. John's (NY) 76 58	121 A Vanderbilt 95 82	
2 H UConn 58 83		93 H Arkansas 90 42	131 A Ole Miss 88 62	
3 A Mississippi St. 53 67		94 A Alabama 79 66	141 A Clemson 66 36	
7 H Tennessee 70 86		96 H Auburn 71 63	163 H Florida 64 57	
13 A Maryland 94 86		97 A Kentucky 81 64	182 A Temple 87 60	
15 H Duke 72 52			255 H Col. of Charleston 69 43	
16 A Missouri 74 83			301 H Wofford 94 60	
16 H Missouri 64 54			304 H Alabama St. 99 31	
18 H Texas A&M 61 59			312 H Western Caro. 101 43	
25 N Rutgers 78 68			343 H Savannah St. 99 38	
LAST 12 Division I GAMES:				
163 H Florida 64 57	97 A Kentucky 81 64			
94 A Alabama 79 66	121 A Vanderbilt 95 82			
3 A Mississippi St. 53 67	7 H Tennessee 70 86			
2 H UConn 58 83	96 H Auburn 71 63			
16 H Missouri 64 54	16 A Missouri 74 83			
93 H Arkansas 90 42	131 A Ole Miss 88 62			

Non-Div I Games:

South Carolina

Average RPI Win:	301	WON-LOST	WINNING	LAST 10	STRENGTH OF	OPP. STRENGTH	TEAM	ADJ.	CONF.	ADJ CONF.
Average RPI Loss:	216	RECORD	PCT. RANK	GAMES	SCHEDULE	OF SCHEDULE	RPI	RPI	RPI	RPI

DIV. I ONLY	7- 14	264	4- 6	346	279	317	317	31	31
DIV. I NON-CONF.	3- 7	254	0- 1	342	181	313	313	30	30

TOTALS	RPI 1-25	RPI 26-50	W-L RECORDS	RPI 51-100	RPI 101-999	RPI 201+			
7- 14	0- 0	0- 0	OVERALL	0- 2	7- 12	7- 8			
4- 4	0- 0	0- 0	HOME	0- 0	4- 4	4- 3			
3- 10	0- 0	0- 0	AWAY	0- 0	3- 1	3- 1			
0- 0	0- 0	0- 0	NEUTRAL	0- 0	0- 0	0- 0			
3- 7	0- 0	0- 0	NON-CONFERENCE	0- 2	3- 5	3- 3			
1- 1	0- 0	0- 0	HOME	0- 0	1- 1	1- 1			
2- 6	0- 0	0- 0	AWAY	0- 2	2- 4	2- 2			
0- 0	0- 0	0- 0	NEUTRAL	0- 0	0- 0	0- 0			
4- 7	0- 0	0- 0	CONFERENCE	0- 0	4- 7	4- 5			
3- 3	0- 0	0- 0	HOME	0- 0	3- 3	3- 2			
1- 4	0- 0	0- 0	AWAY	0- 0	1- 4	1- 3			
0- 0	0- 0	0- 0	NEUTRAL	0- 0	0- 0	0- 0			

RPI 1-25				RPI 26-50				RPI 51-100				RPI 101+ Team's RPI: 317			
RPI	S	Opponent	Score	RPI	S	Opponent	Score	RPI	S	Opponent	Score	RPI	S	Opponent	Score
								56	A	Mercer	53 74	127	A	Bethune-Cookman	50 68
								65	A	Georgia Tech	40 86	141	A	Clemson	48 56
												186	A	Charlotte	49 64
												200	H	Norfolk St.	67 71
												205	H	Hampton	78 70
												217	H	N. C. A&T	54 74
												237	H	Howard	58 68
												265	A	Morgan St.	55 65
												284	A	Old Dominion	35 52
												288	A	USC Upstate	44 63
												298	A	Coppin St.	39 56
												298	H	Coppin St.	67 65
												302	H	UMES	54 51
												306	A	Charleston So.	60 58
												312	H	Western Caro.	75 45
												323	H	Ga. Southern	58 61
												331	A	Delaware St.	44 58
												341	A	Winthrop	65 37
												343	A	Savannah St.	71 60

LAST 12 Division I GAMES:															
				217	H	N. C. A&T	54 74					200	H	Norfolk St.	67 71
				298	H	Coppin St.	67 65					302	H	UMES	54 51
				343	A	Savannah St.	71 60					237	H	Howard	58 68
				265	A	Morgan St.	55 65					331	A	Delaware St.	44 58
				298	A	Coppin St.	39 56					127	A	Bethune-Cookman	50 68
				205	H	Hampton	78 70					284	A	Old Dominion	35 52

Non-Div I Games: Johnson & Wales (NC) 40 Columbia Int'l 82 38

South Carolina St.

Average RPI Win:	202	WON-LOST	WINNING	LAST 10	STRENGTH OF	OPP. STRENGTH	TEAM	ADJ.	CONF.	ADJ CONF.
Average RPI Loss:	94	RECORD	PCT. RANK	GAMES	SCHEDULE	OF SCHEDULE	RPI	RPI	RPI	RPI
DIV. I ONLY	18- 5	38	8- 0	189	125	72	72	15	15	
DIV. I NON-CONF.	7- 5	132	0- 0	195	50	133	133	17	17	

TOTALS	RPI 1-25	RPI 26-50	W-L RECORDS	RPI 51-100	RPI 101-999	RPI 201+				
18- 5	0- 1	2- 1	OVERALL	0- 0	16- 3	9- 0				
9- 1	0- 0	1- 0	HOME	0- 0	8- 1	5- 0				
8- 2	0- 0	1- 0	AWAY	0- 0	7- 2	3- 0				
1- 2	0- 1	0- 1	NEUTRAL	0- 0	1- 0	1- 0				
7- 5	0- 1	1- 1	NON-CONFERENCE	0- 0	6- 3	4- 0				
4- 1	0- 0	1- 0	HOME	0- 0	3- 1	2- 0				
2- 2	0- 0	0- 0	AWAY	0- 0	2- 2	1- 0				
1- 2	0- 1	0- 1	NEUTRAL	0- 0	1- 0	1- 0				
11- 0	0- 0	1- 0	CONFERENCE	0- 0	10- 0	5- 0				
5- 0	0- 0	0- 0	HOME	0- 0	5- 0	3- 0				
6- 0	0- 0	1- 0	AWAY	0- 0	5- 0	2- 0				
0- 0	0- 0	0- 0	NEUTRAL	0- 0	0- 0	0- 0				

RPI 1-25				RPI 26-50				RPI 51-100 Team's RPI: 72				RPI 101+			
RPI	S	Opponent	Score	RPI	S	Opponent	Score	RPI	S	Opponent	Score	RPI	S	Opponent	Score
7	N	Tennessee	49 69	37	A	South Dakota St.	67 61					105	A	Western Ill.	82 58
				38	H	Creighton	73 68					105	H	Western Ill.	92 81
				45	N	Oklahoma St.	68 76					119	A	Iowa St.	76 81
												133	A	SFA	55 77
												155	A	Wichita St.	62 48
												168	H	Tulsa	61 64
												169	H	North Dakota	76 71
												181	A	Denver	82 60
												181	H	Denver	79 51
												194	A	Oral Roberts	73 68
												224	H	CSU Bakersfield	66 50
												232	H	UC Riverside	75 66
												238	H	Omaha	70 46
												263	N	Indiana St.	71 59
												282	A	North Dakota St.	82 67
												282	H	North Dakota St.	80 54
												314	A	Incarnate Word	81 51
												320	A	Fort Wayne	79 60
												320	H	Fort Wayne	85 43

LAST 12 Division I GAMES:															
320	A	Fort Wayne	79 60	194	A	Oral Roberts	73 68								
282	H	North Dakota St.	80 54	320	H	Fort Wayne	85 43								
105	H	Western Ill.	92 81	105	A	Western Ill.	82 58								
181	A	Denver	82 60	282	A	North Dakota St.	82 67								
37	A	South Dakota St.	67 61	181	H	Denver	79 51								
238	H	Omaha	70 46	169	H	North Dakota	76 71								

Non-Div I Games: Mt. Marty 87 25 Doane 96 54 Bellevue 89 32 South Dakota

Average RPI Win:	136	WON-LOST	WINNING	LAST 10	STRENGTH OF	OPP. STRENGTH	TEAM	ADJ.	CONF.	ADJ CONF.
Average RPI Loss:	48	RECORD	PCT. RANK	GAMES	SCHEDULE	OF SCHEDULE	RPI	RPI	RPI	RPI

DIV. I ONLY	20- 5	28	8- 2	79	6	27	27	8	8
DIV. I NON-CONF.	11- 3	45	1- 0	79	2	26	26	7	7

TOTALS	RPI 1-25	RPI 26-50	W-L RECORDS	RPI 51-100	RPI 101-999	RPI 201+
20- 5	1- 2	3- 1	OVERALL	3- 1	13- 1	3- 0
10- 1	1- 1	2- 0	HOME	0- 0	7- 0	2- 0
7- 2	0- 0	0- 1	AWAY	1- 0	6- 1	1- 0
3- 2	0- 1	1- 0	NEUTRAL	2- 1	0- 0	0- 0
11- 3	1- 1	2- 1	NON-CONFERENCE	3- 1	5- 0	2- 0
6- 0	1- 0	1- 0	HOME	0- 0	4- 0	1- 0
2- 1	0- 0	0- 1	AWAY	1- 0	1- 0	1- 0
3- 2	0- 1	1- 0	NEUTRAL	2- 1	0- 0	0- 0
9- 2	0- 1	1- 0	CONFERENCE	0- 0	8- 1	1- 0
4- 1	0- 1	1- 0	HOME	0- 0	3- 0	1- 0
5- 1	0- 0	0- 0	AWAY	0- 0	5- 1	0- 0
0- 0	0- 0	0- 0	NEUTRAL	0- 0	0- 0	0- 0

RPI 1-25	RPI 26-50	Team's RPI: 27	RPI 51-100	RPI 101+
RPI S Opponent Score	RPI S Opponent Score		RPI S Opponent Score	RPI S Opponent Score
1 N Notre Dame 66 76	26 H LSU 61 55		52 N Michigan St. 73 83	101 A Tulane 63 53
2 H UConn 49 100	30 A Oklahoma 74 79		54 N St. John's (NY) 68 59	101 H Tulane 75 46
6 H Ohio St. 84 65	39 N Dayton 93 87		87 N Washington St. 82 45	107 H Butler 71 55
	43 H UCF 62 45		95 A George Washington 83 78	134 A Cincinnati 69 46
				155 A Wichita St. 56 64
				168 A Tulsa 71 57
				176 H Southern U. 108 48
				182 A Temple 89 73
				182 H Temple 76 60
				187 H Arkansas St. 98 55
				190 A Memphis 81 62
				208 H East Carolina 88 47
				303 A FIU 82 52
				322 H Houston Baptist 90 43
LAST 12 Division I GAMES:				
6 H Ohio St. 84 65	190 A Memphis 81 62			
208 H East Carolina 88 47	43 H UCF 62 45			
101 A Tulane 63 53	182 A Temple 89 73			
168 A Tulsa 71 57	2 H UConn 49 100			
182 H Temple 76 60	134 A Cincinnati 69 46			
155 A Wichita St. 56 64	101 H Tulane 75 46			

Non-Div I Games:

South Fla.

Average RPI Win: 287	WON-LOST RECORD	WINNING PCT. RANK	LAST 10 GAMES	STRENGTH OF SCHEDULE	OPP. STRENGTH OF SCHEDULE	TEAM RPI	ADJ. RPI	CONF. RPI	ADJ CONF. RPI
Average RPI Loss: 149									
DIV. I ONLY	9- 15	247	4- 6	157	312	225	225	25	25
DIV. I NON-CONF.	3- 7	254	0- 0	49	221	183	183	27	27

TOTALS	RPI 1-25	RPI 26-50	W-L RECORDS	RPI 51-100	RPI 101-999	RPI 201+			
9- 15	0- 1	0- 1	OVERALL	0- 1	9- 12	8- 5			
5- 4	0- 0	0- 0	HOME	0- 1	5- 3	5- 2			
3- 11	0- 0	0- 0	AWAY	0- 0	3- 1	3- 0			
1- 0	0- 0	0- 0	NEUTRAL	0- 0	1- 0	0- 0			
3- 7	0- 1	0- 1	NON-CONFERENCE	0- 0	3- 5	2- 0			
2- 1	0- 0	0- 0	HOME	0- 0	2- 1	2- 0			
0- 6	0- 1	0- 1	AWAY	0- 0	0- 4	0- 0			
1- 0	0- 0	0- 0	NEUTRAL	0- 0	1- 0	0- 0			
6- 8	0- 0	0- 0	CONFERENCE	0- 1	6- 7	6- 5			
3- 3	0- 0	0- 0	HOME	0- 1	3- 2	3- 2			
3- 5	0- 0	0- 0	AWAY	0- 0	3- 5	3- 3			
0- 0	0- 0	0- 0	NEUTRAL	0- 0	0- 0	0- 0			

RPI 1-25				RPI 26-50				RPI 51-100				RPI 101+ Team's RPI: 225			
RPI	S	Opponent	Score	RPI	S	Opponent	Score	RPI	S	Opponent	Score	RPI	S	Opponent	Score
4	A	Louisville	40 80	41	A	Ball St.	56 69	71	H	Belmont	57 67	105	A	Western Ill.	59 87
												111	A	George Mason	38 57
												120	N	Saint Francis (PA)	82 50
												134	A	Cincinnati	52 65
												140	A	SIUE	57 65
												164	H	Southern Ill.	74 79
												165	A	Kansas	50 51
												191	A	UT Martin	65 72
												210	A	Jacksonville St.	48 55
												216	A	Morehead St.	58 60
												216	H	Morehead St.	56 59
												236	A	Austin Peay	65 66
												236	H	Austin Peay	50 61
												248	H	Bradley	57 53
												293	A	Murray St.	85 74
												293	H	Murray St.	80 70
												299	A	Tennessee Tech	70 66
												305	H	Eastern Ky.	69 55
												333	H	Tennessee St.	71 66
												344	A	Eastern Ill.	77 54
												348	H	Evansville	74 65

LAST 12 Division I GAMES:															
191	A	UT Martin	65 72	344	A	Eastern Ill.	77 54								
216	A	Morehead St.	58 60	140	A	SIUE	57 65								
236	H	Austin Peay	50 61	305	H	Eastern Ky.	69 55								
293	H	Murray St.	80 70	216	H	Morehead St.	56 59								
210	A	Jacksonville St.	48 55	236	A	Austin Peay	65 66								
299	A	Tennessee Tech	70 66	293	A	Murray St.	85 74								

Non-Div I Games: Evangel 72 60 Missouri Valley 69 34

Southeast Mo. St.

Average RPI Win: 242	WON-LOST RECORD	WINNING PCT. RANK	LAST 10 GAMES	STRENGTH OF SCHEDULE	OPP. STRENGTH OF SCHEDULE	TEAM RPI	ADJ. RPI	CONF. RPI	ADJ. CONF. RPI
Average RPI Loss: 187									
DIV. I ONLY	6- 18	294	5- 5	253	293	292	292	26	26
DIV. I NON-CONF.	1- 10	327	0- 0	164	233	292	292	25	25

TOTALS	RPI 1-25	RPI 26-50	W-L RECORDS	RPI 51-100	RPI 101-999	RPI 201+			
6- 18	0- 0	0- 1	OVERALL	0- 2	6- 15	4- 9			
3- 6	0- 0	0- 0	HOME	0- 0	3- 6	2- 4			
3- 11	0- 0	0- 1	AWAY	0- 2	3- 8	2- 5			
0- 1	0- 0	0- 0	NEUTRAL	0- 0	0- 1	0- 0			
1- 10	0- 0	0- 1	NON-CONFERENCE	0- 2	1- 7	0- 4			
0- 3	0- 0	0- 0	HOME	0- 0	0- 3	0- 2			
1- 6	0- 0	0- 1	AWAY	0- 2	1- 3	0- 2			
0- 1	0- 0	0- 0	NEUTRAL	0- 0	0- 1	0- 0			
5- 8	0- 0	0- 0	CONFERENCE	0- 0	5- 8	4- 5			
3- 3	0- 0	0- 0	HOME	0- 0	3- 3	2- 2			
2- 5	0- 0	0- 0	AWAY	0- 0	2- 5	2- 3			
0- 0	0- 0	0- 0	NEUTRAL	0- 0	0- 0	0- 0			

RPI S Opponent	Score	RPI S Opponent	Score	RPI S Opponent	Score	RPI S Opponent	Score	Team's RPI: 292
		26 A LSU	56 84	59 A TCU	62 112	110 H Lamar University	58 75	
				96 A Auburn	46 80	127 A Bethune-Cookman	60 58	
						130 A Central Ark.	47 63	
						130 H Central Ark.	78 70	
						133 A SFA	67 79	
						134 A Cincinnati	43 82	
						145 N Kent St.	60 81	
						162 H Louisiana	56 68	
						211 A Akron	54 66	
						214 A Abilene Christian	80 86	
						234 A Grambling	52 61	
						250 A Nicholls St.	66 57	
						257 A A&M-Corpus Christi	52 56	
						259 A McNeese	47 69	
						259 H McNeese	65 77	
						300 H Alcorn	77 84	
						311 H Northwestern St.	71 65	
						314 H Incarnate Word	65 54	
						315 H Alabama A&M	74 76	
						322 A Houston Baptist	76 61	
						330 H Sam Houston St.	52 57	
LAST 12 Division I GAMES:								
259 A McNeese	47 69	311 H Northwestern St.	71 65					
314 H Incarnate Word	65 54	322 A Houston Baptist	76 61					
130 H Central Ark.	78 70	259 H McNeese	65 77					
257 A A&M-Corpus Christi	52 56	110 H Lamar University	58 75					
250 A Nicholls St.	66 57	214 A Abilene Christian	80 86					
330 H Sam Houston St.	52 57	130 A Central Ark.	47 63					

Non-Div I Games:

Southeastern La.

Average RPI Win:	240	WON-LOST	WINNING	LAST 10	STRENGTH OF	OPP. STRENGTH	TEAM	ADJ.	CONF.	ADJ CONF.
Average RPI Loss:	131	RECORD	PCT. RANK	GAMES	SCHEDULE	OF SCHEDULE	RPI	RPI	RPI	RPI
DIV. I ONLY	12- 11	162	5- 5	152	249	164	164	24	24	
DIV. I NON-CONF.	4- 6	214	0- 0	67	227	136	136	22	22	

TOTALS	RPI 1-25	RPI 26-50	W-L RECORDS	RPI 51-100	RPI 101-999	RPI 201+				
12- 11	0- 0	0- 2	OVERALL	0- 4	12- 5	8- 3				
6- 4	0- 0	0- 1	HOME	0- 1	6- 2	3- 1				
6- 5	0- 0	0- 0	AWAY	0- 0	6- 1	5- 1				
0- 2	0- 0	0- 1	NEUTRAL	0- 1	0- 0	0- 0				
4- 6	0- 0	0- 2	NON-CONFERENCE	0- 2	4- 2	2- 1				
1- 2	0- 0	0- 1	HOME	0- 0	1- 1	0- 0				
3- 2	0- 0	0- 0	AWAY	0- 1	3- 1	2- 1				
0- 2	0- 0	0- 1	NEUTRAL	0- 1	0- 0	0- 0				
8- 5	0- 0	0- 0	CONFERENCE	0- 2	8- 3	6- 2				
5- 2	0- 0	0- 0	HOME	0- 1	5- 1	3- 1				
3- 3	0- 0	0- 0	AWAY	0- 1	3- 2	3- 1				
0- 0	0- 0	0- 0	NEUTRAL	0- 0	0- 0	0- 0				

RPI 1-25				RPI 26-50				RPI 51-100				RPI 101+				Team's RPI: 164
RPI	S	Opponent	Score	RPI	S	Opponent	Score	RPI	S	Opponent	Score	RPI	S	Opponent	Score	
				48	N	Miami (FL)	65 75	80	N	Albany (NY)	57 68	108	H	Missouri St.	71 69	
				49	H	Western Ky.	49 75	81	A	UAB	66 76	140	H	SIUE	53 57	
								85	A	Drake	73 84	144	A	UNI	63 71	
								85	H	Drake	64 75	144	H	UNI	60 53	
												190	A	Memphis	68 56	
												191	H	UT Martin	84 72	
												216	A	Morehead St.	81 85	
												225	A	Southeast Mo. St.	79 74	
												248	A	Bradley	63 62	
												248	H	Bradley	62 53	
												254	A	Illinois St.	46 49	
												254	H	Illinois St.	36 39	
												263	A	Indiana St.	64 45	
												279	H	Valparaiso	74 63	
												307	H	Loyola Chicago	62 46	
												334	A	Marshall	64 59	
												348	A	Evansville	74 62	

LAST 12 Division I GAMES:																
				248	H	Bradley	62 53	307	H	Loyola Chicago	62 46					
				254	H	Illinois St.	36 39	254	A	Illinois St.	46 49					
				144	A	UNI	63 71	248	A	Bradley	63 62					
				85	A	Drake	73 84	85	H	Drake	64 75					
				108	H	Missouri St.	71 69	144	H	UNI	60 53					
				279	H	Valparaiso	74 63	263	A	Indiana St.	64 45					

Non-Div I Games: Martin Methodist 60 50

Southern Ill.

Average RPI	Win:	242	WON-LOST	WINNING	LAST 10	STRENGTH OF	OPP. STRENGTH	TEAM	ADJ.	CONF.	ADJ CONF.
Average RPI	Loss:	128	RECORD	PCT. RANK	GAMES	SCHEDULE	OF SCHEDULE	RPI	RPI	RPI	RPI
DIV. I ONLY		11- 10		159	5- 5	247		146	196	196	18
DIV. I NON-CONF.		6- 5		153	0- 1	313		73	224	224	20

TOTALS	RPI 1-25		RPI 26-50		W-L RECORDS	RPI 51-100		RPI 101-999		RPI 201+	
11- 10	0- 1		0- 1		OVERALL	1- 2		10- 6		7- 1	
8- 3	0- 0		0- 0		HOME	0- 0		8- 3		6- 1	
3- 7	0- 1		0- 1		AWAY	1- 2		2- 3		1- 0	
0- 0	0- 0		0- 0		NEUTRAL	0- 0		0- 0		0- 0	
6- 5	0- 1		0- 0		NON-CONFERENCE	0- 1		6- 3		5- 0	
5- 1	0- 0		0- 0		HOME	0- 0		5- 1		4- 0	
1- 4	0- 1		0- 0		AWAY	0- 1		1- 2		1- 0	
0- 0	0- 0		0- 0		NEUTRAL	0- 0		0- 0		0- 0	
5- 5	0- 0		0- 1		CONFERENCE	1- 1		4- 3		2- 1	
3- 2	0- 0		0- 0		HOME	0- 0		3- 2		2- 1	
2- 3	0- 0		0- 1		AWAY	1- 1		1- 1		0- 0	
0- 0	0- 0		0- 0		NEUTRAL	0- 0		0- 0		0- 0	

RPI 1-25				RPI 26-50				RPI 51-100				RPI 101+ Team's RPI: 196			
RPI	S	Opponent	Score	RPI	S	Opponent	Score	RPI	S	Opponent	Score	RPI	S	Opponent	Score
3	A	Mississippi St.	56 91	49	A	Western Ky.	60 81	65	A	Georgia Tech	44 63	101	H	Tulane	66 58
								81	A	UAB	80 63	114	A	Middle Tenn.	61 53
								98	A	Rice	56 62	122	H	South Ala.	57 78
												131	A	Ole Miss	59 68
												157	H	Louisiana Tech	65 50
												159	A	Samford	56 61
												186	A	Charlotte	56 66
												186	H	Charlotte	79 85
												284	H	Old Dominion	55 74
												295	H	UTSA	83 60
												300	H	Alcorn	72 67
												304	H	Alabama St.	72 35
												311	A	Northwestern St.	71 59
												330	H	Sam Houston St.	58 38
												334	H	Marshall	70 61
												338	H	Mississippi Val.	84 69

LAST 12 Division I GAMES:															
284	H	Old Dominion	55 74	81	A	UAB	80 63	157	H	Louisiana Tech	65 50				
334	H	Marshall	70 61	49	A	Western Ky.	60 81	186	A	Charlotte	56 66				
98	A	Rice	56 62	65	A	Georgia Tech	44 63	159	A	Samford	56 61				
295	H	UTSA	83 60												
186	H	Charlotte	79 85												
114	A	Middle Tenn.	61 53												

Non-Div I Games: William Carey 82 44 Blue Mountain (MS) 96 46

Southern Miss.

Average RPI	Win:	302	WON-LOST	WINNING	LAST 10	STRENGTH OF	OPP. STRENGTH	TEAM	ADJ.	CONF.	ADJ CONF.
Average RPI	Loss:	124	RECORD	PCT. RANK	GAMES	SCHEDULE	OF SCHEDULE	RPI	RPI	RPI	RPI
DIV. I ONLY		10- 10		174	9- 1	228	321	176	176	32	32
DIV. I NON-CONF.		0- 8		337	0- 0	33	25	264	264	32	32

TOTALS	RPI 1-25		RPI 26-50		W-L RECORDS	RPI 51-100		RPI 101-999		RPI 201+	
10- 10	0- 0		0- 2		OVERALL	0- 3		10- 5		10- 2	
6- 0	0- 0		0- 0		HOME	0- 0		6- 0		6- 0	
4- 9	0- 0		0- 2		AWAY	0- 2		4- 5		4- 2	
0- 1	0- 0		0- 0		NEUTRAL	0- 1		0- 0		0- 0	
0- 8	0- 0		0- 2		NON-CONFERENCE	0- 3		0- 3		0- 0	
0- 0	0- 0		0- 0		HOME	0- 0		0- 0		0- 0	
0- 7	0- 0		0- 2		AWAY	0- 2		0- 3		0- 0	
0- 1	0- 0		0- 0		NEUTRAL	0- 1		0- 0		0- 0	
10- 2	0- 0		0- 0		CONFERENCE	0- 0		10- 2		10- 2	
6- 0	0- 0		0- 0		HOME	0- 0		6- 0		6- 0	
4- 2	0- 0		0- 0		AWAY	0- 0		4- 2		4- 2	
0- 0	0- 0		0- 0		NEUTRAL	0- 0		0- 0		0- 0	

RPI 1-25				RPI 26-50				RPI 51-100				RPI 101+ Team's RPI: 176			
RPI	S	Opponent	Score	RPI	S	Opponent	Score	RPI	S	Opponent	Score	RPI	S	Opponent	Score
				27	A	South Fla.	48 108	64	N	Tol edo	76 81	122	A	South Ala.	65 69
				45	A	Okl ahoma St.	66 94	74	A	Indi ana	49 64	127	A	Bethune-Cookman	56 68
								96	A	Auburn	47 65	185	A	Wi sconsi n	74 77
												234	A	Grambl ing	71 79
												234	H	Grambl ing	63 44
												245	A	Texas Southern	67 57
												270	A	Prai rie Vi ew	62 69
												300	H	Al corn	64 56
												304	H	Al abama St.	66 58
												308	A	Jackson St.	68 58
												308	H	Jackson St.	86 76
												315	H	Al abama A&M	77 62
												336	A	Ark. -Pi ne Bl uff	71 52
												336	H	Ark. -Pi ne Bl uff	59 46
												338	A	Mi ssi ssi ppi Val .	70 54
LAST 12 Division I GAMES:															
				336	H	Ark. -Pi ne Bl uff	59 46	338	A	Mi ssi ssi ppi Val .	70 54				
				308	A	Jackson St.	68 58	336	A	Ark. -Pi ne Bl uff	71 52				
				234	A	Grambl ing	71 79	308	H	Jackson St.	86 76				
				300	H	Al corn	64 56	234	H	Grambl ing	63 44				
				315	H	Al abama A&M	77 62	270	A	Prai rie Vi ew	62 69				
				304	H	Al abama St.	66 58	245	A	Texas Southern	67 57				

Non-Div I Games: Mobile 86 54

Southern U.

Average RPI Win: 252	WON-LOST RECORD	WINNING PCT. RANK	LAST 10 GAMES	STRENGTH OF SCHEDULE	OPP. STRENGTH OF SCHEDULE	TEAM RPI	ADJ. RPI	CONF. RPI	ADJ CONF. RPI
Average RPI Loss: 192									
DIV. I ONLY	3- 20	330	2- 8	177	341	324	324	19	19
DIV. I NON-CONF.	1- 10	327	0- 0	135	335	318	318	13	13

TOTALS	RPI 1-25	RPI 26-50	W-L RECORDS	RPI 51-100	RPI 101-999	RPI 201+			
3- 20	0- 1	0- 0	OVERALL	0- 1	3- 18	2- 10			
2- 8	0- 0	0- 0	HOME	0- 1	2- 7	1- 4			
1- 12	0- 1	0- 0	AWAY	0- 0	1- 11	1- 6			
0- 0	0- 0	0- 0	NEUTRAL	0- 0	0- 0	0- 0			
1- 10	0- 1	0- 0	NON-CONFERENCE	0- 1	1- 8	1- 5			
1- 4	0- 0	0- 0	HOME	0- 1	1- 3	1- 1			
0- 6	0- 1	0- 0	AWAY	0- 0	0- 5	0- 4			
0- 0	0- 0	0- 0	NEUTRAL	0- 0	0- 0	0- 0			
2- 10	0- 0	0- 0	CONFERENCE	0- 0	2- 10	1- 5			
1- 4	0- 0	0- 0	HOME	0- 0	1- 4	0- 3			
1- 6	0- 0	0- 0	AWAY	0- 0	1- 6	1- 2			
0- 0	0- 0	0- 0	NEUTRAL	0- 0	0- 0	0- 0			

RPI 1-25				RPI 26-50				RPI 51-100				RPI 101+ Team's RPI: 324			
RPI	S	Opponent	Score	RPI	S	Opponent	Score	RPI	S	Opponent	Score	RPI	S	Opponent	Score
11	A	Oregon	38 98					57	H	UC Davis	59 85	125	A	BYU	67 75
												143	A	Idaho St.	39 66
												143	H	Idaho St.	76 70
												148	A	Weber St.	50 65
												148	H	Weber St.	64 77
												149	A	Idaho	51 74
												151	H	Binghamton	66 72
												172	H	UC Irvine	64 71
												180	A	Eastern Wash.	41 58
												202	A	San Diego	59 72
												224	H	CSU Bakersfield	45 46
												232	A	Montana St.	71 91
												232	H	Montana St.	57 63
												240	A	Montana	71 81
												240	H	Montana	65 74
												264	A	Grand Canyon	54 59
												277	A	Arizona	74 76
												296	H	Utah St.	70 67
												318	A	Northern Ariz.	60 57
												318	H	Northern Ariz.	55 72
												327	A	Utah Valley	61 69
LAST 12 Division I GAMES:															
318	H	Northern Ariz.	55 72	149	A	Idaho	51 74								
143	A	Idaho St.	39 66	318	A	Northern Ariz.	60 57								
148	A	Weber St.	50 65	148	H	Weber St.	64 77								
232	H	Montana St.	57 63	143	H	Idaho St.	76 70								
240	H	Montana	65 74	240	A	Montana	71 81								
180	A	Eastern Wash.	41 58	232	A	Montana St.	71 91								

Non-Div I Games:

Southern Utah

Average RPI Win:	232	WON-LOST	WINNING	LAST 10	STRENGTH OF	OPP. STRENGTH	TEAM	ADJ.	CONF.	ADJ CONF.
Average RPI Loss:	135	RECORD	PCT. RANK	GAMES	SCHEDULE	OF SCHEDULE	RPI	RPI	RPI	RPI
DIV. I ONLY	7- 18	285	2- 8	123	171	256	256	12	12	
DIV. I NON-CONF.	5- 8	220	0- 0	113	236	205	205	10	10	

TOTALS	RPI 1-25	RPI 26-50	W-L RECORDS	RPI 51-100	RPI 101-999	RPI 201+				
7- 18	0- 1	0- 1	OVERALL	1- 6	6- 10	5- 5				
5- 7	0- 1	0- 0	HOME	1- 2	4- 4	4- 0				
1- 11	0- 0	0- 1	AWAY	0- 4	1- 6	0- 5				
1- 0	0- 0	0- 0	NEUTRAL	0- 0	1- 0	1- 0				
5- 8	0- 1	0- 0	NON-CONFERENCE	1- 3	4- 4	3- 3				
3- 3	0- 1	0- 0	HOME	1- 1	2- 1	2- 0				
1- 5	0- 0	0- 0	AWAY	0- 2	1- 3	0- 3				
1- 0	0- 0	0- 0	NEUTRAL	0- 0	1- 0	1- 0				
2- 10	0- 0	0- 1	CONFERENCE	0- 3	2- 6	2- 2				
2- 4	0- 0	0- 0	HOME	0- 1	2- 3	2- 0				
0- 6	0- 0	0- 1	AWAY	0- 2	0- 3	0- 2				
0- 0	0- 0	0- 0	NEUTRAL	0- 0	0- 0	0- 0				

RPI 1-25				RPI 26-50				RPI 51-100				RPI 101+				Team's RPI: 256
RPI	S	Opponent	Score	RPI	S	Opponent	Score	RPI	S	Opponent	Score	RPI	S	Opponent	Score	
21	H	Buffalo	59 76	39	A	Dayton	59 80	64	H	Toledo	39 58	103	A	Saint Louis	55 78	
								67	A	Duquesne	59 73	111	H	George Mason	63 76	
								69	A	Fordham	48 72	118	H	Delaware	52 53	
								80	A	Albany (NY)	52 69	126	A	Bucknell	59 48	
								82	A	Navy	48 86	158	H	Davidson	68 75	
								83	H	Penn St.	65 62	160	H	Saint Joseph's	64 70	
								95	H	George Washington	56 63	207	A	Siena	62 70	
												222	H	Eastern Mich.	70 51	
												235	A	La Salle	63 66	
												242	A	Hofstra	68 71	
												246	H	Niagara	76 58	
												283	H	Massachusetts	69 59	
												285	A	VCU	75 77	
												286	A	Canisius	69 71	
												329	N	UMBC	63 54	
												332	H	Rhode Island	81 70	

LAST 12 Division I GAMES:																
285	A	VCU	75 77	332	H	Rhode Island	81 70									
95	H	George Washington	56 63	235	A	La Salle	63 66									
111	H	George Mason	63 76	39	A	Dayton	59 80									
67	A	Duquesne	59 73	283	H	Massachusetts	69 59									
69	A	Fordham	48 72	160	H	Saint Joseph's	64 70									
158	H	Davidson	68 75	103	A	Saint Louis	55 78									

Non-Div I Games:

St. Bonaventure

Average RPI Win:	281	WON-LOST	WINNING	LAST 10	STRENGTH OF	OPP. STRENGTH	TEAM	ADJ.	CONF.	ADJ CONF.
Average RPI Loss:	201	RECORD	PCT. RANK	GAMES	SCHEDULE	OF SCHEDULE	RPI	RPI	RPI	RPI
DIV. I ONLY	9- 14	236	5- 5	322	303	280	280	29	29	
DIV. I NON-CONF.	4- 7	226	0- 0	303	275	280	280	29	29	

TOTALS	RPI 1-25	RPI 26-50	W-L RECORDS	RPI 51-100	RPI 101-999	RPI 201+				
9- 14	0- 0	0- 0	OVERALL	0- 1	9- 13	8- 8				
6- 3	0- 0	0- 0	HOME	0- 0	6- 3	5- 2				
3- 10	0- 0	0- 0	AWAY	0- 1	3- 9	3- 6				
0- 1	0- 0	0- 0	NEUTRAL	0- 0	0- 1	0- 0				
4- 7	0- 0	0- 0	NON-CONFERENCE	0- 1	4- 6	3- 4				
3- 1	0- 0	0- 0	HOME	0- 0	3- 1	2- 1				
1- 5	0- 0	0- 0	AWAY	0- 1	1- 4	1- 3				
0- 1	0- 0	0- 0	NEUTRAL	0- 0	0- 1	0- 0				
5- 7	0- 0	0- 0	CONFERENCE	0- 0	5- 7	5- 4				
3- 2	0- 0	0- 0	HOME	0- 0	3- 2	3- 1				
2- 5	0- 0	0- 0	AWAY	0- 0	2- 5	2- 3				
0- 0	0- 0	0- 0	NEUTRAL	0- 0	0- 0	0- 0				

RPI 1-25				RPI 26-50				RPI 51-100				RPI 101+ Team's RPI: 280			
RPI	S	Opponent	Score	RPI	S	Opponent	Score	RPI	S	Opponent	Score	RPI	S	Opponent	Score
								54	A	St. John's (NY)	49 73	102	A	Seton Hall	50 84
												120	A	Saint Francis (PA)	75 90
												120	H	Saint Francis (PA)	71 94
												137	A	Robert Morris	36 59
												178	H	Army West Point	73 52
												200	N	Norfolk St.	51 52
												215	A	Fla. Atlantic	60 80
												216	H	Morehead St.	59 73
												230	H	Loyola Maryland	64 47
												237	A	Howard	69 72
												247	A	Manhattan	54 57
												262	A	Mt. St. Mary's	75 56
												262	H	Mt. St. Mary's	82 73
												272	A	LIU Brooklyn	59 61
												276	H	Fairleigh Dickinson	62 70
												289	H	Sacred Heart	63 48
												291	A	Central Conn. St.	78 70
												294	A	Bryant	63 73
												328	A	Wagner	47 50
												328	H	Wagner	80 76
												340	H	Iona	72 63
												345	A	Saint Peter's	64 49
LAST 12 Division I GAMES:															
120	H	Saint Francis (PA)	71 94	291	A	Central Conn. St.	78 70								
262	A	Mt. St. Mary's	75 56	328	H	Wagner	80 76								
328	A	Wagner	47 50	262	H	Mt. St. Mary's	82 73								
289	H	Sacred Heart	63 48	137	A	Robert Morris	36 59								
276	H	Fairleigh Dickinson	62 70	120	A	Saint Francis (PA)	75 90								
294	A	Bryant	63 73	272	A	LIU Brooklyn	59 61								

Non-Div I Games:

St. Francis Brooklyn

Average RPI	Win:	124	WON-LOST	WINNING	LAST 10	STRENGTH OF	OPP. STRENGTH	TEAM	ADJ.	CONF.	ADJ CONF.
Average RPI	Loss:	68	RECORD	PCT. RANK	GAMES	SCHEDULE	OF SCHEDULE	RPI	RPI	RPI	RPI
DIV. I ONLY		15- 11		130	3- 4	18	57	54	54	6	6
DIV. I NON-CONF.		7- 4		102	0- 1	5	82	31	31	6	6

TOTALS	RPI 1-25		RPI 26-50		W-L RECORDS	RPI 51-100		RPI 101-999		RPI 201+	
15- 11	1- 4		2- 3		OVERALL	2- 1		10- 3		3- 0	
9- 3	1- 1		1- 0		HOME	1- 1		6- 1		2- 0	
5- 6	0- 2		1- 2		AWAY	1- 0		3- 2		1- 0	
1- 2	0- 1		0- 1		NEUTRAL	0- 0		1- 0		0- 0	
7- 4	0- 2		1- 1		NON-CONFERENCE	2- 1		4- 0		1- 0	
4- 2	0- 1		0- 0		HOME	1- 1		3- 0		1- 0	
2- 0	0- 0		1- 0		AWAY	1- 0		0- 0		0- 0	
1- 2	0- 1		0- 1		NEUTRAL	0- 0		1- 0		0- 0	
8- 7	1- 2		1- 2		CONFERENCE	0- 0		6- 3		2- 0	
5- 1	1- 0		1- 0		HOME	0- 0		3- 1		1- 0	
3- 6	0- 2		0- 2		AWAY	0- 0		3- 2		1- 0	
0- 0	0- 0		0- 0		NEUTRAL	0- 0		0- 0		0- 0	

RPI 1-25				RPI 26-50				RPI 51-100				RPI 101+			
RPI	S	Opponent	Score	RPI	S	Opponent	Score	RPI	S	Opponent	Score	RPI	S	Opponent	Score
19	N	South Carolina	58 76	27	N	South Fla.	59 68	69	H	Fordham	64 67	102	A	Seton Hall	57 62
21	H	Buffalo	72 73	32	A	Marquette	72 74	75	H	James Madison	81 64	107	A	Butler	73 55
23	A	Villanova	52 69	38	A	Creighton	39 53	80	A	Albany (NY)	71 66	107	H	Butler	76 38
23	H	Villanova	70 64	38	H	Creighton	72 65					109	N	Western Mich.	76 48
24	A	DePaul	67 76	48	A	Miami (FL)	74 64					132	A	Georgetown	71 63

Non-Div I Games:

St. John's (NY)

Average RPI Win:	120	WON-LOST	WINNING	LAST 10	STRENGTH OF	OPP. STRENGTH	TEAM	ADJ.	CONF.	ADJ CONF.
Average RPI Loss:	22	RECORD	PCT. RANK	GAMES	SCHEDULE	OF SCHEDULE	RPI	RPI	RPI	RPI
DIV. I ONLY	18- 8	67	9- 1	6	21	14	14	5	5	
DIV. I NON-CONF.	6- 6	170	0- 0	4	11	40	40	3	3	

TOTALS	RPI 1-25	RPI 26-50	W-L RECORDS	RPI 51-100	RPI 101-999	RPI 201+				
18- 8	2- 6	2- 1	OVERALL	6- 0	8- 1	4- 0				
11- 2	1- 1	1- 0	HOME	4- 0	5- 1	3- 0				
5- 4	1- 3	1- 1	AWAY	1- 0	2- 0	1- 0				
2- 2	0- 2	0- 0	NEUTRAL	1- 0	1- 0	0- 0				
6- 6	0- 5	0- 0	NON-CONFERENCE	2- 0	4- 1	2- 0				
3- 2	0- 1	0- 0	HOME	1- 0	2- 1	2- 0				
1- 2	0- 2	0- 0	AWAY	0- 0	1- 0	0- 0				
2- 2	0- 2	0- 0	NEUTRAL	1- 0	1- 0	0- 0				
12- 2	2- 1	2- 1	CONFERENCE	4- 0	4- 0	2- 0				
8- 0	1- 0	1- 0	HOME	3- 0	3- 0	1- 0				
4- 2	1- 1	1- 1	AWAY	1- 0	1- 0	1- 0				
0- 0	0- 0	0- 0	NEUTRAL	0- 0	0- 0	0- 0				

RPI 1-25				RPI 26-50				RPI 51-100				RPI 101+			
RPI	S	Opponent	Score	RPI	S	Opponent	Score	RPI	S	Opponent	Score	RPI	S	Opponent	Score
2	N	UConn	53 78	33	A	Arizona St.	66 73	51	A	Southern Cal i forni a	59 55	105	H	Western Ill.	64 71
6	A	Ohio St.	64 85	33	H	Arizona St.	74 50	51	H	Southern Cal i forni a	72 65	142	H	Colorado	62 53
6	N	Ohio St.	82 94	47	A	Oregon St.	60 57	71	N	Belmont	74 53	145	N	Kent St.	79 54
7	H	Tennessee	71 83					87	H	Washington St.	70 57	150	A	San Franci sco	86 66
8	A	Bayl or	57 81					89	H	UNLV	74 33	175	H	Washing ton	71 45
10	A	UCLA	53 64					91	H	Utah	70 49	224	H	CSU Bakersfi el d	57 34
10	H	UCLA	76 65									232	H	UC Ri versi de	53 43
11	A	Oregon	78 65									277	A	Ari zona	61 46
												277	H	Ari zona	79 42
LAST 12 Di vi si on I GAMES:															
142	H	Col orado	62 53	10	A	UCLA	53 64	51	A	Southern Cal i forni a	59 55				
91	H	Utah	70 49					175	H	Washing ton	71 45				
11	A	Oregon	78 65					87	H	Washington St.	70 57				
47	A	Oregon St.	60 57					33	A	Ari zona St.	66 73				
277	H	Ari zona	79 42					277	A	Ari zona	61 46				
33	H	Ari zona St.	74 50												

Non-Di v I Games:

Stanford

Average RPI Win:	235	WON-LOST	WINNING	LAST 10	STRENGTH OF	OPP. STRENGTH	TEAM	ADJ.	CONF.	ADJ CONF.
Average RPI Loss:	119	RECORD	PCT. RANK	GAMES	SCHEDULE	OF SCHEDULE	RPI	RPI	RPI	RPI
DIV. I ONLY	13- 11	151	6- 4	210	161	173	173	22	22	
DIV. I NON-CONF.	7- 7	170	1- 1	122	94	145	145	21	21	

TOTALS	RPI 1-25	RPI 26-50	W-L RECORDS	RPI 51-100	RPI 101-999	RPI 201+				
13- 11	0- 2	0- 2	OVERALL	1- 3	12- 4	8- 2				
7- 2	0- 0	0- 0	HOME	1- 1	6- 1	4- 0				
4- 5	0- 2	0- 1	AWAY	0- 1	4- 1	3- 1				
2- 4	0- 0	0- 1	NEUTRAL	0- 1	2- 2	1- 1				
7- 7	0- 2	0- 1	NON-CONFERENCE	1- 1	6- 3	2- 1				
4- 1	0- 0	0- 0	HOME	1- 0	3- 1	1- 0				
1- 2	0- 2	0- 0	AWAY	0- 0	1- 0	0- 0				
2- 4	0- 0	0- 1	NEUTRAL	0- 1	2- 2	1- 1				
6- 4	0- 0	0- 1	CONFERENCE	0- 2	6- 1	6- 1				
3- 1	0- 0	0- 0	HOME	0- 1	3- 0	3- 0				
3- 3	0- 0	0- 1	AWAY	0- 1	3- 1	3- 1				
0- 0	0- 0	0- 0	NEUTRAL	0- 0	0- 0	0- 0				

RPI 1-25				RPI 26-50				RPI 51-100				RPI 101+				Team's RPI: 173
RPI	S	Opponent	Score	RPI	S	Opponent	Score	RPI	S	Opponent	Score	RPI	S	Opponent	Score	
5	A	Florida St.	39 84	40	A	FGCU	40 80	92	A	Jacksonville	63 73	140	A	SIUE	65 61	
9	A	Texas	59 95	49	N	Western Ky.	58 66	92	H	Jacksonville	54 61	153	H	Texas St.	61 54	
								99	N	Wright St.	59 64	163	N	Florida	85 71	
								100	H	Chattanooga	78 67	174	H	High Point	64 69	
												195	N	Providence	45 56	
												199	H	Richmond	72 67	
												239	A	North Florida	68 51	
												239	H	North Florida	68 55	
												244	H	Northern Ky.	67 56	
												261	A	Lipscomb	59 55	
												267	N	UMKC	50 67	
												288	H	USC Upstate	62 61	
												290	A	Kennesaw St.	49 66	
												331	N	Delaware St.	58 43	
												346	A	NJIT	72 53	
												346	H	NJIT	73 55	

LAST 12 Division I GAMES:																
346	A	NJIT	72 53	261	A	Lipscomb	59 55	346	H	NJIT	73 55	288	H	USC Upstate	62 61	
92	H	Jacksonville	54 61	40	A	FGCU	40 80	331	N	Delaware St.	58 43	267	N	UMKC	50 67	
239	A	North Florida	68 51													
92	A	Jacksonville	63 73													
239	H	North Florida	68 55													
290	A	Kennesaw St.	49 66													

Non-Div I Games: Thomas (GA) 92 41 Webber Int'l 67 30

Stetson

Average RPI Win: 267	WON-LOST RECORD	WINNING PCT. RANK	LAST 10 GAMES	STRENGTH OF SCHEDULE	OPP. STRENGTH OF SCHEDULE	TEAM RPI	ADJ. RPI	CONF. RPI	ADJ CONF. RPI
Average RPI Loss: 128									
DIV. I ONLY	14- 11	142	7- 3	276	243	197	197	20	20
DIV. I NON-CONF.	7- 5	132	0- 0	332	257	227	227	24	24

TOTALS	RPI 1-25	RPI 26-50	W-L RECORDS	RPI 51-100	RPI 101-999	RPI 201+			
14- 11	0- 0	0- 1	OVERALL	1- 4	13- 6	11- 1			
7- 5	0- 0	0- 0	HOME	1- 1	6- 4	6- 0			
7- 6	0- 0	0- 1	AWAY	0- 3	7- 2	5- 1			
0- 0	0- 0	0- 0	NEUTRAL	0- 0	0- 0	0- 0			
7- 5	0- 0	0- 1	NON-CONFERENCE	0- 1	7- 3	7- 1			
4- 1	0- 0	0- 0	HOME	0- 0	4- 1	4- 0			
3- 4	0- 0	0- 1	AWAY	0- 1	3- 2	3- 1			
0- 0	0- 0	0- 0	NEUTRAL	0- 0	0- 0	0- 0			
7- 6	0- 0	0- 0	CONFERENCE	1- 3	6- 3	4- 0			
3- 4	0- 0	0- 0	HOME	1- 1	2- 3	2- 0			
4- 2	0- 0	0- 0	AWAY	0- 2	4- 0	2- 0			
0- 0	0- 0	0- 0	NEUTRAL	0- 0	0- 0	0- 0			

RPI S Opponent	Score	RPI S Opponent	Score	RPI S Opponent	Score	RPI S Opponent	Score	Team's RPI: 197
		36 A Syracuse	70 81	78 A Harvard	53 60	117 H Yale	71 77	
				79 A Maine	56 64	151 A Binghamton	67 59	
				79 H Maine	76 68	151 H Binghamton	64 69	
				80 A Albany (NY)	58 64	154 A Hartford	66 58	
				80 H Albany (NY)	68 72	154 H Hartford	68 75	
						183 H New Hampshire	50 51	
						184 A Northwestern	36 68	
						242 A Hofstra	73 49	
						247 H Manhattan	74 59	
						266 A Cornell	40 48	
						276 A Fairleigh Dickinson	56 51	
						287 H Vermont	80 57	
						291 H Central Conn. St.	60 55	
						323 A Ga. Southern	68 49	
						328 H Wagner	69 50	
						329 A UMBC	69 44	
						340 H Iona	63 46	
						347 A UMass Lowell	63 60	
						347 H UMass Lowell	59 50	
LAST 12 Division I GAMES:								
		79 H Maine	76 68	347 H UMass Lowell	59 50			
		347 A UMass Lowell	63 60	183 H New Hampshire	50 51			
		151 H Binghamton	64 69	151 A Binghamton	67 59			
		154 A Hartford	66 58	287 H Vermont	80 57			
		329 A UMBC	69 44	80 H Albany (NY)	68 72			
		80 A Albany (NY)	58 64	154 H Hartford	68 75			

Non-Div I Games: Farmingdale St. 76 25

Stony Brook

Average RPI	Win:	160	WON-LOST	WINNING	LAST 10	STRENGTH OF	OPP. STRENGTH	TEAM	ADJ.	CONF.	ADJ CONF.
Average RPI	Loss:	56	RECORD	PCT. RANK	GAMES	SCHEDULE	OF SCHEDULE	RPI	RPI	RPI	RPI
DIV. I ONLY		16- 8	78	7- 3	67	50	59	59	4	4	
DIV. I NON-CONF.		9- 2	33	0- 0	205	198	80	80	5	5	

TOTALS	RPI 1-25		RPI 26-50		W-L RECORDS	RPI 51-100	RPI 101-999		RPI 201+		
16- 8	1- 3		1- 2		OVERALL	3- 1	11- 2		5- 0		
10- 3	1- 0		1- 1		HOME	1- 1	7- 1		4- 0		
4- 5	0- 3		0- 1		AWAY	2- 0	2- 1		0- 0		
2- 0	0- 0		0- 0		NEUTRAL	0- 0	2- 0		1- 0		
9- 2	0- 1		0- 0		NON-CONFERENCE	1- 0	8- 1		4- 0		
6- 1	0- 0		0- 0		HOME	1- 0	5- 1		3- 0		
1- 1	0- 1		0- 0		AWAY	0- 0	1- 0		0- 0		
2- 0	0- 0		0- 0		NEUTRAL	0- 0	2- 0		1- 0		
7- 6	1- 2		1- 2		CONFERENCE	2- 1	3- 1		1- 0		
4- 2	1- 0		1- 1		HOME	0- 1	2- 0		1- 0		
3- 4	0- 2		0- 1		AWAY	2- 0	1- 1		0- 0		
0- 0	0- 0		0- 0		NEUTRAL	0- 0	0- 0		0- 0		

RPI	S	Opponent	Score	RPI	S	Opponent	Score	RPI	S	Opponent	Score	RPI	S	Opponent	Score
8	A	Bayl or	63 83	30	A	Okl ahoma	71 84	53	A	West Vi rgi ni a	76 74	117	H	Yale	72 82
9	A	Texas	65 92	30	H	Okl ahoma	62 58	53	H	West Vi rgi ni a	82 87	119	A	Iowa St.	75 52
9	H	Texas	79 77	45	H	Okl ahoma St.	54 71	84	A	Kansas St.	68 63	149	N	Idaho	86 76
18	A	Texas A&M	58 71					94	H	Al abama	88 67	153	H	Texas St.	82 58
												165	A	Kansas	77 86
												165	H	Kansas	76 66
												192	A	SMU	64 58
												194	H	Oral Roberts	72 58
												205	H	Hampton	90 68
												227	H	Texas Tech	93 72
												277	N	Arizona	68 59
												292	H	Southeastern La.	112 62
												311	H	Northwestern St.	89 51

LAST 12 Di vi si on I GAMES:															
8	A	Bayl or	63 83	165	H	Kansas	76 66								
45	H	Okl ahoma St.	54 71	53	A	West Vi rgi ni a	76 74								
9	A	Texas	65 92	9	H	Texas	79 77								
119	A	Iowa St.	75 52	227	H	Texas Tech	93 72								
30	H	Okl ahoma	62 58	30	A	Okl ahoma	71 84								
84	A	Kansas St.	68 63	165	A	Kansas	77 86								

Non-Di v I Games:

TCU

Average RPI Win: 221

Average RPI Loss: 64

WON-LOST
RECORDWINNING
PCT. RANKLAST 10
GAMESSTRENGTH OF
SCHEDULEOPP. STRENGTH
OF SCHEDULETEAM
RPIADJ.
RPICONF.
RPIADJ CONF.
RPIDIV. I ONLY
DIV. I NON-CONF.10- 14
8- 5219
1111- 9
0- 180
18876
98182
176182
1768
78
7

TOTALS

RPI 1-25

RPI 26-50

W-L RECORDS

RPI 51-100

RPI 101-999

RPI 201+

10- 14

0- 4

0- 4

OVERALL

1- 2

9- 4

5- 0

8- 9

0- 4

0- 2

HOME

1- 2

7- 1

3- 0

2- 5

0- 0

0- 0

AWAY

0- 0

2- 1

2- 0

0- 0

0- 0

0- 0

NEUTRAL

0- 0

0- 0

0- 0

8- 5

0- 3

0- 0

NON-CONFERENCE

1- 1

7- 1

5- 0

6- 5

0- 3

0- 0

HOME

1- 1

5- 1

3- 0

2- 0

0- 0

0- 0

AWAY

0- 0

2- 0

2- 0

0- 0

0- 0

0- 0

NEUTRAL

0- 0

0- 0

0- 0

2- 9

0- 1

0- 4

CONFERENCE

0- 1

2- 3

0- 0

2- 4

0- 1

0- 2

HOME

0- 1

2- 0

0- 0

0- 5

0- 0

0- 2

AWAY

0- 0

0- 3

0- 0

0- 0

0- 0

0- 0

NEUTRAL

0- 0

0- 0

0- 0

RPI 1-25

RPI 26-50

RPI 51-100

RPI 101+

Team's RPI: 182

RPI	S	Opponent	Score
2	H	UConn	57 113
19	H	South Carolina	60 87
23	H	Villanova	65 69
25	H	Rutgers	67 84

RPI	S	Opponent	Score
27	A	South Fla.	60 76
27	H	South Fla.	73 89
43	A	UCF	46 76
43	H	UCF	57 64

RPI	S	Opponent	Score
60	H	Houston	75 99
73	H	Penn	59 74
78	H	Harvard	86 64

RPI	S	Opponent	Score
101	A	Tulane	65 69
131	H	Ole Miss	48 64
134	A	Cincinnati	72 80
160	H	Saint Joseph's	69 66
168	H	Tulsa	76 75
170	H	Marist	83 77
192	A	SMU	56 60
192	H	SMU	55 52
205	H	Hampton	65 56
235	A	La Salle	69 52
328	H	Wagner	70 36
331	H	Delaware St.	96 72
340	A	Iona	59 54

LAST 12 Division I GAMES:

43	H	UCF	57 64	2	H	UConn	57 113
101	A	Tulane	65 69	60	H	Houston	75 99
168	H	Tulsa	76 75	134	A	Cincinnati	72 80
192	A	SMU	56 60	27	H	South Fla.	73 89
27	A	South Fla.	60 76	192	H	SMU	55 52
73	H	Penn	59 74	43	A	UCF	46 76

Non-Div I Games:

Temple

■ Loss,
 ■ Non-Conf, S Site,
 ■ Home
 ■ Away
 N Neutral

T
e
n
n
e
s
s
e
e

Tennessee				Through Games Of Feb. 11, 2018							
Average RPI	Win:	103	WON-LOST	WINNING	LAST 10	STRENGTH OF	OPP. STRENGTH	TEAM	ADJ.	CONF.	ADJ CONF.
Average RPI	Loss:	12	RECORD	PCT. RANK	GAMES	SCHEDULE	OF SCHEDULE	RPI	RPI	RPI	RPI
DIV. I ONLY			21- 4	13	6- 4	12	5	7	7	2	2
DIV. I NON-CONF.			12- 1	6	0- 1	14	32	3	3	2	2

TOTALS		RPI 1-25	RPI 26-50		W-L RECORDS		RPI 51-100		RPI 101-999		RPI 201+
21- 4		5- 3	2- 1		OVERALL		5- 0		9- 0		2- 0
12- 1		3- 1	0- 0		HOME		2- 0		7- 0		1- 0
6- 3		2- 2	0- 1		AWAY		2- 0		2- 0		1- 0
3- 0		0- 0	2- 0		NEUTRAL		1- 0		0- 0		0- 0
12- 1		2- 1	2- 0		NON-CONFERENCE		2- 0		6- 0		2- 0
7- 0		1- 0	0- 0		HOME		1- 0		5- 0		1- 0
2- 1		1- 1	0- 0		AWAY		0- 0		1- 0		1- 0
3- 0		0- 0	2- 0		NEUTRAL		1- 0		0- 0		0- 0
9- 3		3- 2	0- 1		CONFERENCE		3- 0		3- 0		0- 0
5- 1		2- 1	0- 0		HOME		1- 0		2- 0		0- 0
4- 2		1- 1	0- 1		AWAY		2- 0		1- 0		0- 0
0- 0		0- 0	0- 0		NEUTRAL		0- 0		0- 0		0- 0

RPI 1-25					RPI 26-50					RPI 51-100					RPI 101+					
RPI	S	Opponent	Team's RPI: 7		Score	RPI	S	Opponent	Score		RPI	S	Opponent	Score		RPI	S	Opponent	Score	
1	A	Notre Dame	70	84		26	A	LSU	59	70	72	N	South Dakota	69	49	121	A	Vanderbilt	74	64
3	H	Mississippi St.	52	71		32	N	Marquette	101	99	75	H	James Madison	89	60	121	H	Vanderbilt	86	73
9	H	Texas	82	75		45	N	Oklahoma St.	79	69	93	A	Arkansas	90	85	123	H	ETSU	87	49
14	A	Stanford	83	71							96	H	Auburn	70	59	130	H	Central Ark.	77	34
18	A	Texas A&M	76	79							97	A	Kentucky	63	49	131	H	Ole Miss	75	66
18	H	Texas A&M	82	67												155	H	Wichita St.	68	56
19	A	South Carolina	86	70												167	H	Troy	131	69
22	H	Georgia	62	46												304	H	Alabama St.	104	51
																325	A	Long Beach St.	90	61
LAST 12 Division I GAMES:																				
22	H	Georgia	62	46		3	H	Mississippi St.	52	71										
93	A	Arkansas	90	85		1	A	Notre Dame	70	84										
121	A	Vanderbilt	74	64		19	A	South Carolina	86	70										
18	H	Texas A&M	82	67		18	A	Texas A&M	76	79										
26	A	LSU	59	70		121	H	Vanderbilt	86	73										
131	H	Ole Miss	75	66		96	H	Auburn	70	59										

Non-Div I Games:

Tennessee

T
e
n
n
e
s
s
e
e

Average RPI Win:	302	WON-LOST	WINNING	LAST 10	STRENGTH OF	OPP. STRENGTH	TEAM	ADJ.	CONF.	ADJ CONF.
Average RPI Loss:	195	RECORD	PCT. RANK	GAMES	SCHEDULE	OF SCHEDULE	RPI	RPI	RPI	RPI
DIV. I ONLY	4- 18	312	2- 8	260	310	333	333	25	25	
DIV. I NON-CONF.	1- 7	310	0- 0	168	293	322	322	27	27	

TOTALS	RPI 1-25	RPI 26-50	W-L RECORDS	RPI 51-100	RPI 101-999	RPI 201+				
4- 18	0- 1	0- 1	OVERALL	0- 1	4- 15	4- 9				
3- 9	0- 0	0- 1	HOME	0- 1	3- 7	3- 5				
1- 9	0- 1	0- 0	AWAY	0- 0	1- 8	1- 4				
0- 0	0- 0	0- 0	NEUTRAL	0- 0	0- 0	0- 0				
1- 7	0- 1	0- 1	NON-CONFERENCE	0- 0	1- 5	1- 2				
1- 4	0- 0	0- 1	HOME	0- 0	1- 3	1- 2				
0- 3	0- 1	0- 0	AWAY	0- 0	0- 2	0- 0				
0- 0	0- 0	0- 0	NEUTRAL	0- 0	0- 0	0- 0				
3- 11	0- 0	0- 0	CONFERENCE	0- 1	3- 10	3- 7				
2- 5	0- 0	0- 0	HOME	0- 1	2- 4	2- 3				
1- 6	0- 0	0- 0	AWAY	0- 0	1- 6	1- 4				
0- 0	0- 0	0- 0	NEUTRAL	0- 0	0- 0	0- 0				

RPI 1-25				RPI 26-50				RPI 51-100				RPI 101+ Team's RPI: 333			
RPI	S	Opponent	Score	RPI	S	Opponent	Score	RPI	S	Opponent	Score	RPI	S	Opponent	Score
4	A	Louisville	56 95	41	H	Ball St.	65 85	71	H	Belmont	70 87	140	A	SIUE	63 74
												140	H	SIUE	76 88
												167	H	Troy	66 95
												187	A	Arkansas St.	62 68
												190	A	Memphis	75 79
												191	A	UT Martin	68 80
												210	A	Jacksonville St.	61 62
												210	H	Jacksonville St.	56 75
												216	A	Morehead St.	81 97
												225	A	Southeast Mo. St.	66 71
												236	H	Austin Peay	59 75
												261	H	Lipscomb	71 64
												293	H	Murray St.	73 85
												299	H	Tennessee Tech	76 66
												305	A	Eastern Ky.	59 58
												315	H	Alabama A&M	75 77
												334	H	Marshall	65 71
												344	A	Eastern Ill.	59 66
												344	H	Eastern Ill.	86 68

LAST 12 Division I GAMES:															
210	A	Jacksonville St.	61 62	293	H	Murray St.	73 85	210	H	Jacksonville St.	56 75				
71	H	Belmont	70 87	236	H	Austin Peay	59 75								
305	A	Eastern Ky.	59 58	140	A	SIUE	63 74								
216	A	Morehead St.	81 97	344	A	Eastern Ill.	59 66								
344	H	Eastern Ill.	86 68	299	H	Tennessee Tech	76 66								
140	H	SIUE	76 88												

Non-Div I Games:

Fisk

93 48

Tennessee St.

Average RPI Win:	283	WON-LOST	WINNING	LAST 10	STRENGTH OF	OPP. STRENGTH	TEAM	ADJ.	CONF.	ADJ CONF.
Average RPI Loss:	174	RECORD	PCT. RANK	GAMES	SCHEDULE	OF SCHEDULE	RPI	RPI	RPI	RPI
DIV. I ONLY	4- 19	318	3- 7	161	308	299	299	25	25	
DIV. I NON-CONF.	1- 8	313	0- 0	96	214	287	287	27	27	

TOTALS	RPI 1-25	RPI 26-50	W-L RECORDS	RPI 51-100	RPI 101-999	RPI 201+				
4- 19	0- 1	0- 0	OVERALL	0- 5	4- 13	4- 8				
2- 9	0- 0	0- 0	HOME	0- 2	2- 7	2- 5				
2- 10	0- 1	0- 0	AWAY	0- 3	2- 6	2- 3				
0- 0	0- 0	0- 0	NEUTRAL	0- 0	0- 0	0- 0				
1- 8	0- 1	0- 0	NON-CONFERENCE	0- 3	1- 4	1- 1				
1- 3	0- 0	0- 0	HOME	0- 1	1- 2	1- 1				
0- 5	0- 1	0- 0	AWAY	0- 2	0- 2	0- 0				
0- 0	0- 0	0- 0	NEUTRAL	0- 0	0- 0	0- 0				
3- 11	0- 0	0- 0	CONFERENCE	0- 2	3- 9	3- 7				
1- 6	0- 0	0- 0	HOME	0- 1	1- 5	1- 4				
2- 5	0- 0	0- 0	AWAY	0- 1	2- 4	2- 3				
0- 0	0- 0	0- 0	NEUTRAL	0- 0	0- 0	0- 0				

RPI 1-25				RPI 26-50				RPI 51-100				RPI 101+ Team's RPI: 299			
RPI	S	Opponent	Score	RPI	S	Opponent	Score	RPI	S	Opponent	Score	RPI	S	Opponent	Score
22	A	Georgia	48 56					68	H	IUPUI	54 68	114	A	Middle Tenn.	44 58
								71	A	Belmont	59 78	123	A	ETSU	55 74
								71	H	Belmont	60 68	140	A	SIUE	58 65
								97	A	Kentucky	54 82	156	H	Radford	41 60
								99	A	Wright St.	59 82	191	H	UT Martin	51 67
												210	A	Jacksonville St.	60 58
												216	A	Morehead St.	51 53
												216	H	Morehead St.	67 74
												225	H	Southeast Mo. St.	66 70
												236	H	Austin Peay	63 59
												261	H	Lipscomb	57 61
												293	H	Murray St.	63 72
												305	A	Eastern Ky.	53 55
												305	H	Eastern Ky.	68 76
												333	A	Tennessee St.	66 76
												341	H	Winthrop	70 41
												344	A	Eastern Ill.	60 57

LAST 12 Division I GAMES:															
				71	H	Belmont	60 68	216	A	Morehead St.	51 53				
				210	A	Jacksonville St.	60 58	305	A	Eastern Ky.	53 55				
				344	A	Eastern Ill.	60 57	293	H	Murray St.	63 72				
				140	A	SIUE	58 65	236	H	Austin Peay	63 59				
				191	H	UT Martin	51 67	333	A	Tennessee St.	66 76				
				225	H	Southeast Mo. St.	66 70	71	A	Belmont	59 78				

Non-Div I Games: Cumberland (TN) 83 52 Tenn. Wesleyan 84 66

Tennessee Tech

Average RPI Win: 125
Average RPI Loss: 19

WON-LOST
RECORD

WINNING
PCT. RANK

LAST 10
GAMES

STRENGTH OF
SCHEDULE

OPP. STRENGTH
OF SCHEDULE

TEAM
RPI

ADJ.
RPI

CONF.
RPI

ADJ CONF.
RPI

DIV. I ONLY	20- 4	17	7- 3	16	19	9	9	4	4
DIV. I NON-CONF.	9- 2	33	0- 1	36	16	17	17	5	5
TOTALS	RPI 1-25	RPI 26-50	W-L RECORDS	RPI 51-100	RPI 101-999	RPI 201+			
20- 4	2- 3	3- 0	OVERALL	5- 1	10- 0	4- 0			
12- 1	1- 1	1- 0	HOME	3- 0	7- 0	3- 0			
6- 3	1- 2	1- 0	AWAY	2- 1	2- 0	1- 0			
2- 0	0- 0	1- 0	NEUTRAL	0- 0	1- 0	0- 0			
9- 2	2- 2	1- 0	NON-CONFERENCE	0- 0	6- 0	3- 0			
6- 1	1- 1	0- 0	HOME	0- 0	5- 0	3- 0			
1- 1	1- 1	0- 0	AWAY	0- 0	0- 0	0- 0			
2- 0	0- 0	1- 0	NEUTRAL	0- 0	1- 0	0- 0			
11- 2	0- 1	2- 0	CONFERENCE	5- 1	4- 0	1- 0			
6- 0	0- 0	1- 0	HOME	3- 0	2- 0	0- 0			
5- 2	0- 1	1- 0	AWAY	2- 1	2- 0	1- 0			
0- 0	0- 0	0- 0	NEUTRAL	0- 0	0- 0	0- 0			

RPI	S	Opponent	Score	RPI	S	Opponent	Score	RPI	S	Opponent	Score	RPI	S	Opponent	Score
2	H	UConn	71 75	26	N	LSU	75 66	53	A	West Virginia	73 55	119	H	Iowa St.	87 55
5	H	Florida St.	87 72	30	A	Oklahoma	88 78	53	H	West Virginia	79 58	157	H	Louisiana Tech	88 54
7	A	Tennessee	75 82	45	H	Oklahoma St.	84 79	59	A	TCU	77 79	165	A	Kansas	55 41
8	A	Baylor	56 81					59	H	TCU	92 65	165	H	Kansas	79 62
22	A	Georgia	81 53					84	A	Kansas St.	75 64	173	H	Stetson	95 59
								84	H	Kansas St.	76 54	175	N	Washington	92 68
												227	A	Texas Tech	90 39
												259	H	McNeese	100 34
												295	H	UTSA	120 70
												311	H	Northwestern St.	68 44
LAST 12 Division I GAMES:															
84	H	Kansas St.	76 54	227	A	Texas Tech	90 39	2	H	UConn	71 75	165	H	Kansas	79 62
53	A	West Virginia	73 55	59	H	TCU	92 65	59	A	TCU	77 79	84	A	Kansas St.	75 64
165	A	Kansas	55 41	119	H	Iowa St.	87 55	45	H	Oklahoma St.	84 79				
8	A	Baylor	56 81												

Non-Div I Games:

Texas

Loss, Non-Conf, S Site, H Home A Away N Neutral

Average RPI Win:	120	WON-LOST	WINNING	LAST 10	STRENGTH OF	OPP. STRENGTH	TEAM	ADJ.	CONF.	ADJ CONF.
Average RPI Loss:	21	RECORD	PCT. RANK	GAMES	SCHEDULE	OF SCHEDULE	RPI	RPI	RPI	RPI
DIV. I ONLY	19- 7	55	7- 3	9	38	18	18	2	2	
DIV. I NON-CONF.	11- 3	45	0- 0	15	99	28	28	2	2	

TOTALS	RPI 1-25	RPI 26-50	W-L RECORDS	RPI 51-100	RPI 101-999	RPI 201+				
19- 7	1- 5	1- 1	OVERALL	8- 1	9- 0	3- 0				
13- 3	1- 2	1- 0	HOME	5- 1	6- 0	1- 0				
5- 3	0- 2	0- 1	AWAY	3- 0	2- 0	1- 0				
1- 1	0- 1	0- 0	NEUTRAL	0- 0	1- 0	1- 0				
11- 3	0- 2	0- 0	NON-CONFERENCE	4- 1	7- 0	3- 0				
8- 2	0- 1	0- 0	HOME	3- 1	5- 0	1- 0				
2- 0	0- 0	0- 0	AWAY	1- 0	1- 0	1- 0				
1- 1	0- 1	0- 0	NEUTRAL	0- 0	1- 0	1- 0				
8- 4	1- 3	1- 1	CONFERENCE	4- 0	2- 0	0- 0				
5- 1	1- 1	1- 0	HOME	2- 0	1- 0	0- 0				
3- 3	0- 2	0- 1	AWAY	2- 0	1- 0	0- 0				
0- 0	0- 0	0- 0	NEUTRAL	0- 0	0- 0	0- 0				

RPI	S	Opponent	Score	RPI	S	Opponent	Score	RPI	S	Opponent	Score	RPI	S	Opponent	Score
7	A	Tennessee	67 82	26	A	LSU	78 80	51	A	Southern Cal i forn i a	75 74	113	H	Little Rock	66 49
7	H	Tennessee	79 76	26	H	LSU	69 59	53	H	West Virgini a	56 70	121	A	Vanderbil t	91 67
11	H	Oregon	68 83					59	H	TCU	71 58	130	H	Central Ark.	72 61
11	N	Oregon	62 84					60	H	Houston	83 65	131	H	Ole Mi ss	83 54
19	A	South Carol i na	59 61					94	A	Al abama	73 54	162	H	Loui si ana	83 62
22	H	Georgi a	84 92					96	A	Auburn	82 73	192	H	SMU	79 57
								96	H	Auburn	78 59	227	A	Texas Tech	90 56
								97	H	Kentucky	74 70	253	N	Hawai i	103 59
								98	H	Ri ce	82 76	270	H	Prai ri e View	98 70
LAST 12 Di vi si on I GAMES:															
26	A	LSU	78 80	94	A	Al abama	73 54								
131	H	Ole Mi ss	83 54	22	H	Georgi a	84 92								
96	H	Auburn	78 59	7	H	Tennessee	79 76								
7	A	Tennessee	67 82	96	A	Auburn	82 73								
121	A	Vanderbil t	91 67	97	H	Kentucky	74 70								
26	H	LSU	69 59	19	A	South Carol i na	59 61								

Non-Di v I Games:

Texas A&M

Average RPI		Win: 302	WON-LOST RECORD	WINNING PCT. RANK	LAST 10 GAMES	STRENGTH OF SCHEDULE	OPP. STRENGTH OF SCHEDULE	TEAM RPI	ADJ. RPI	CONF. RPI	ADJ. CONF. RPI
Loss: 181											
DIV. I ONLY		11- 9	147	1- 1	340	332	245	245	32	32	
DIV. I NON-CONF.		3- 6	239	0- 0	311	158	259	259	32	32	
TOTALS		RPI 1-25	RPI 26-50	W-L RECORDS		RPI 51-100	RPI 101-999	RPI 201+			
11- 9	0- 0		0- 0	OVERALL		0- 0	11- 9	11- 3			
4- 3	0- 0		0- 0	HOME		0- 0	4- 3	4- 1			
5- 6	0- 0		0- 0	AWAY		0- 0	5- 6	5- 2			
2- 0	0- 0		0- 0	NEUTRAL		0- 0	2- 0	2- 0			
3- 6	0- 0		0- 0	NON-CONFERENCE		0- 0	3- 6	3- 1			
0- 1	0- 0		0- 0	HOME		0- 0	0- 1	0- 0			
1- 5	0- 0		0- 0	AWAY		0- 0	1- 5	1- 1			
2- 0	0- 0		0- 0	NEUTRAL		0- 0	2- 0	2- 0			
8- 3	0- 0		0- 0	CONFERENCE		0- 0	8- 3	8- 2			
4- 2	0- 0		0- 0	HOME		0- 0	4- 2	4- 1			
4- 1	0- 0		0- 0	AWAY		0- 0	4- 1	4- 1			
0- 0	0- 0		0- 0	NEUTRAL		0- 0	0- 0	0- 0			

RPI 1-25				RPI 26-50				RPI 51-100				RPI 101+				Team's RPI: 245	
RPI	S	Opponent	Score	RPI	S	Opponent	Score	RPI	S	Opponent	Score	RPI	S	Opponent	Score		
												106	A	Wake Forest	56	73	
												131	A	Ole Miss	58	73	
												135	A	UTEP	55	65	
												153	H	Texas St.	56	70	
												165	A	Kansas	37	72	
												176	H	Southern U.	57	67	
												226	A	New Orleans	69	72	
												234	A	Grambling	73	63	
												241	N	New Mexico St.	66	50	
												270	A	Prairie View	48	65	
												270	H	Prairie View	56	61	
												300	H	Alcorn	91	57	
												304	A	Alabama St.	71	39	
												308	A	Jackson St.	77	74	
												308	H	Jackson St.	71	66	
												311	N	Northwestern St.	56	43	
												315	A	Alabama A&M	55	49	
												330	A	Sam Houston St.	77	58	
												336	H	Ark. -Pine Bluff	58	52	
												338	H	Mississippi Val.	55	39	
LAST 12 Division I GAMES:																	
				308	H	Jackson St.	71	66	234	A	Grambling	73	63				
				270	A	Prairie View	48	65	308	A	Jackson St.	77	74				
				304	A	Alabama St.	71	39	270	H	Prairie View	56	61				
				315	A	Alabama A&M	55	49	300	H	Alcorn	91	57				
				336	H	Ark. -Pine Bluff	58	52	176	H	Southern U.	57	67				
				338	H	Mississippi Val.	55	39	131	A	Ole Miss	58	73				

Non-Div I Games:	Wiley	74	36	Paul Quinn	85	59
------------------	-------	----	----	------------	----	----

Texas Southern

■ Loss, ■ Non-Conf, S Site, H Home A Away N Neutral

Average RPI Win:	256	WON-LOST	WINNING	LAST 10	STRENGTH OF	OPP. STRENGTH	TEAM	ADJ.	CONF.	ADJ CONF.
Average RPI Loss:	144	RECORD	PCT. RANK	GAMES	SCHEDULE	OF SCHEDULE	RPI	RPI	RPI	RPI
DIV. I ONLY	16- 8	78	7- 3	299	244	153	153	23	23	
DIV. I NON-CONF.	7- 4	102	0- 0	274	249	144	144	23	23	

TOTALS	RPI 1-25	RPI 26-50	W-L RECORDS	RPI 51-100	RPI 101-999	RPI 201+				
16- 8	0- 0	0- 0	OVERALL	0- 2	16- 6	12- 1				
8- 2	0- 0	0- 0	HOME	0- 1	8- 1	5- 0				
8- 5	0- 0	0- 0	AWAY	0- 0	8- 0	7- 0				
0- 1	0- 0	0- 0	NEUTRAL	0- 0	0- 1	0- 0				
7- 4	0- 0	0- 0	NON-CONFERENCE	0- 2	7- 2	6- 0				
3- 1	0- 0	0- 0	HOME	0- 1	3- 0	2- 0				
4- 2	0- 0	0- 0	AWAY	0- 1	4- 1	4- 0				
0- 1	0- 0	0- 0	NEUTRAL	0- 0	0- 1	0- 0				
9- 4	0- 0	0- 0	CONFERENCE	0- 0	9- 4	6- 1				
5- 1	0- 0	0- 0	HOME	0- 0	5- 1	3- 0				
4- 3	0- 0	0- 0	AWAY	0- 0	4- 3	3- 1				
0- 0	0- 0	0- 0	NEUTRAL	0- 0	0- 0	0- 0				

RPI 1-25				RPI 26-50				RPI 51-100				RPI 101+				Team's RPI: 153
RPI	S	Opponent	Score	RPI	S	Opponent	Score	RPI	S	Opponent	Score	RPI	S	Opponent	Score	
								59	A	TCU	58 82	113	A	Little Rock	48 63	
								60	H	Houston	67 72	122	H	South Ala.	78 63	
												127	N	Bethune-Cookman	56 62	
												146	H	Fresno St.	76 59	
												162	H	Louisiana	58 65	
												167	H	Troy	83 75	
												173	A	Stetson	54 61	
												179	A	UT Arlington	59 61	
												187	A	Arkansas St.	67 55	
												227	A	Texas Tech	87 70	
												245	A	Texas Southern	70 56	
												270	H	Prairie View	84 57	
												271	A	Appalachian St.	69 54	
												271	H	Appalachian St.	92 50	
												275	A	Coastal Caro.	64 65	
												275	H	Coastal Caro.	78 69	
												295	H	UTSA	91 38	
												314	A	Incarnate Word	74 33	
												319	A	Georgia St.	83 63	
												323	A	Ga. Southern	81 56	
												330	A	Sam Houston St.	73 41	
												337	H	La. -Monroe	86 52	
LAST 12 Division I GAMES:																
				179	A	UT Arlington	59 61					337	H	La. -Monroe	86 52	
				271	H	Appalachian St.	92 50					113	A	Little Rock	48 63	
				275	H	Coastal Caro.	78 69					187	A	Arkansas St.	67 55	
				319	A	Georgia St.	83 63					167	H	Troy	83 75	
				323	A	Ga. Southern	81 56					122	H	South Ala.	78 63	
				162	H	Louisiana	58 65					275	A	Coastal Caro.	64 65	

Non-Div I Games:

Texas St.

Average RPI Win:	299	WON-LOST	WINNING	LAST 10	STRENGTH OF	OPP. STRENGTH	TEAM	ADJ.	CONF.	ADJ CONF.
Average RPI Loss:	60	RECORD	PCT. RANK	GAMES	SCHEDULE	OF SCHEDULE	RPI	RPI	RPI	RPI
DIV. I ONLY	7- 17	278	1- 9	71	88	227	227	4	4	
DIV. I NON-CONF.	6- 5	153	0- 0	284	291	268	268	5	5	

TOTALS	RPI 1-25	RPI 26-50	W-L RECORDS	RPI 51-100	RPI 101-999	RPI 201+				
7- 17	0- 4	0- 4	OVERALL	0- 6	7- 3	6- 0				
6- 10	0- 3	0- 3	HOME	0- 1	6- 3	6- 0				
1- 7	0- 1	0- 1	AWAY	0- 5	1- 0	0- 0				
0- 0	0- 0	0- 0	NEUTRAL	0- 0	0- 0	0- 0				
6- 5	0- 1	0- 1	NON-CONFERENCE	0- 2	6- 1	6- 0				
6- 3	0- 1	0- 1	HOME	0- 0	6- 1	6- 0				
0- 2	0- 0	0- 0	AWAY	0- 2	0- 0	0- 0				
0- 0	0- 0	0- 0	NEUTRAL	0- 0	0- 0	0- 0				
1- 12	0- 3	0- 3	CONFERENCE	0- 4	1- 2	0- 0				
0- 7	0- 2	0- 2	HOME	0- 1	0- 2	0- 0				
1- 5	0- 1	0- 1	AWAY	0- 3	1- 0	0- 0				
0- 0	0- 0	0- 0	NEUTRAL	0- 0	0- 0	0- 0				

RPI 1-25				RPI 26-50				RPI 51-100				RPI 101+ Team's RPI: 227			
RPI	S	Opponent	Score	RPI	S	Opponent	Score	RPI	S	Opponent	Score	RPI	S	Opponent	Score
8	A	Bayl or	49 97	26	H	LSU	40 48	53	A	West Vi rgi ni a	52 82	119	H	Iowa St.	54 66
8	H	Bayl or	44 90	30	H	Okl ahoma	52 73	53	H	West Vi rgi ni a	60 74	153	H	Texas St.	70 87
9	H	Texas	39 90	45	A	Okl ahoma St.	62 80	59	A	TCU	72 93	165	A	Kansas	68 56
18	H	Texas A&M	56 90	45	H	Okl ahoma St.	57 98	60	A	Houston	75 79	165	H	Kansas	47 60
								84	A	Kansas St.	69 83	270	H	Prai ri e Vi ew	89 60
								86	A	New Mexi co	56 90	314	H	Incarnate Word	80 54
												321	H	UTRGV	80 64
												336	H	Ark. -Pine Bluff	74 47
												342	H	Fl ori da A&M	82 63
												347	H	UMass Lowel l	93 65
LAST 12 Di vi si on I GAMES:															
53	H	West Vi rgi ni a	60 74	165	A	Kansas	68 56								
84	A	Kansas St.	69 83	119	H	Iowa St.	54 66								
8	H	Bayl or	44 90	30	H	Okl ahoma	52 73								
45	A	Okl ahoma St.	62 80	59	A	TCU	72 93								
53	A	West Vi rgi ni a	52 82	165	H	Kansas	47 60								
9	H	Texas	39 90	8	A	Bayl or	49 97								

Non-Di v I Games:

Texas Tech

Average RPI Win:	159	WON-LOST	WINNING	LAST 10	STRENGTH OF	OPP. STRENGTH	TEAM	ADJ.	CONF.	ADJ CONF.
Average RPI Loss:	72	RECORD	PCT. RANK	GAMES	SCHEDULE	OF SCHEDULE	RPI	RPI	RPI	RPI
DIV. I ONLY	15- 10	114	1- 4	43	92	64	64	7	7	
DIV. I NON-CONF.	9- 3	61	1- 1	65	161	35	35	8	8	

TOTALS	RPI 1-25	RPI 26-50	W-L RECORDS	RPI 51-100	RPI 101-999	RPI 201+				
15- 10	0- 3	2- 2	OVERALL	2- 3	11- 2	5- 1				
9- 2	0- 1	2- 0	HOME	2- 0	5- 1	1- 0				
5- 7	0- 2	0- 1	AWAY	0- 3	5- 1	4- 1				
1- 1	0- 0	0- 1	NEUTRAL	0- 0	1- 0	0- 0				
9- 3	0- 1	1- 1	NON-CONFERENCE	1- 1	7- 0	3- 0				
5- 0	0- 0	1- 0	HOME	1- 0	3- 0	0- 0				
3- 2	0- 1	0- 0	AWAY	0- 1	3- 0	3- 0				
1- 1	0- 0	0- 1	NEUTRAL	0- 0	1- 0	0- 0				
6- 7	0- 2	1- 1	CONFERENCE	1- 2	4- 2	2- 1				
4- 2	0- 1	1- 0	HOME	1- 0	2- 1	1- 0				
2- 5	0- 1	0- 1	AWAY	0- 2	2- 1	1- 1				
0- 0	0- 0	0- 0	NEUTRAL	0- 0	0- 0	0- 0				

RPI 1-25				RPI 26-50				RPI 51-100				RPI 101+			
RPI	S	Opponent	Score	RPI	S	Opponent	Score	RPI	S	Opponent	Score	RPI	S	Opponent	Score
4	A	Louisville	55 90	28	A	Central Mich.	47 85	67	A	Duquesne	54 73	109	A	Western Mich.	78 73
21	A	Buffalo	69 87	39	H	Dayton	68 50	76	A	Ohio	61 78	120	H	Saint Francis (PA)	74 66
21	H	Buffalo	73 84	41	H	Ball St.	72 66	76	H	Ohio	75 57	124	H	Northern Ill.	63 60
				49	N	Western Ky.	56 70	79	H	Maine	65 64	129	H	Cleveland St.	65 56
								90	A	Miami (OH)	58 67	145	H	Kent St.	55 62
												162	H	Louisiana	79 55
												176	N	Southern U.	81 76
												203	A	Bowling Green	77 67
												211	H	Akron	60 54
												222	A	Eastern Mich.	57 70
												256	A	St. Bonaventure	58 39
												316	A	Detroit Mercy	81 64
												340	A	Iona	74 57

LAST 12 Division I GAMES:															
162	H	Louisiana	79 55	203	A	Bowling Green	77 67	145	H	Kent St.	55 62				
4	A	Louisville	55 90	21	A	Buffalo	69 87	41	H	Ball St.	72 66				
28	A	Central Mich.	47 85	124	H	Northern Ill.	63 60	76	H	Ohio	75 57				
90	A	Miami (OH)	58 67												
21	H	Buffalo	73 84												
109	A	Western Mich.	78 73												

Non-Div I Games:

Toledo

T
o
w
s
o
n

Towson				Through Games Of Feb. 11, 2018							
Average RPI	Win:	255	WON-LOST	WINNING	LAST 10	STRENGTH OF	OPP. STRENGTH	TEAM	ADJ.	CONF.	ADJ CONF.
Average RPI	Loss:	144	RECORD	PCT. RANK	GAMES	SCHEDULE	OF SCHEDULE	RPI	RPI	RPI	RPI
DIV. I ONLY			9- 15	247	4- 6	263	169	260	260	10	10
DIV. I NON-CONF.			5- 6	187	0- 0	339	252	300	300	12	12

TOTALS		RPI 1-25		RPI 26-50		W-L RECORDS		RPI 51-100	RPI 101-999	RPI 201+	
9- 15		0- 0		0- 0		OVERALL		0- 6	9- 9	7- 3	
5- 7		0- 0		0- 0		HOME		0- 3	5- 4	4- 2	
3- 7		0- 0		0- 0		AWAY		0- 3	3- 4	2- 1	
1- 1		0- 0		0- 0		NEUTRAL		0- 0	1- 1	1- 0	
5- 6		0- 0		0- 0		NON-CONFERENCE		0- 1	5- 5	4- 2	
3- 2		0- 0		0- 0		HOME		0- 1	3- 1	2- 1	
1- 3		0- 0		0- 0		AWAY		0- 0	1- 3	1- 1	
1- 1		0- 0		0- 0		NEUTRAL		0- 0	1- 1	1- 0	
4- 9		0- 0		0- 0		CONFERENCE		0- 5	4- 4	3- 1	
2- 5		0- 0		0- 0		HOME		0- 2	2- 3	2- 1	
2- 4		0- 0		0- 0		AWAY		0- 3	2- 1	1- 0	
0- 0		0- 0		0- 0		NEUTRAL		0- 0	0- 0	0- 0	

T
o
w
s
o
n

RPI 1-25				RPI 26-50				RPI 51-100				RPI 101+ Team's RPI: 260			
RPI	S	Opponent	Score	RPI	S	Opponent	Score	RPI	S	Opponent	Score	RPI	S	Opponent	Score
								61	A	Drexel	53 78	118	A	Delaware	49 51
								62	A	Elon	61 84	136	A	William & Mary	67 66
								62	H	Elon	45 71	136	H	William & Mary	63 75
								75	A	James Madison	45 69	138	H	Northeastern	61 70
								75	H	James Madison	55 64	156	N	Radford	66 69
								95	H	George Washington	43 66	160	H	Saint Joseph's	90 66
												166	A	Pittsburgh	63 81
												200	A	Norfolk St.	76 86
												230	A	Loyola Maryland	76 67
												242	H	Hofstra	73 72
												255	A	Col. of Charleston	83 58
												255	H	Col. of Charleston	67 80
												278	H	Colgate	61 65
												281	H	UNCW	72 71
												283	A	Massachusetts	49 72
												328	H	Wagner	64 42
												329	H	UMBC	95 64
												336	N	Ark.-Pine Bluff	70 44

LAST 12 Division I GAMES:															
				75	H	James Madison	55 64	62	A	Elon	61 84				
				242	H	Hofstra	73 72	118	A	Delaware	49 51				
				136	H	William & Mary	63 75	281	H	UNCW	72 71				
				61	A	Drexel	53 78	136	A	William & Mary	67 66				
				62	H	Elon	45 71	75	A	James Madison	45 69				
				255	A	Col. of Charleston	83 58	255	H	Col. of Charleston	67 80				

Non-Div I Games:

Towson

Average RPI Win:	233	WON-LOST	WINNING	LAST 10	STRENGTH OF	OPP. STRENGTH	TEAM	ADJ.	CONF.	ADJ CONF.
Average RPI Loss:	140	RECORD	PCT. RANK	GAMES	SCHEDULE	OF SCHEDULE	RPI	RPI	RPI	RPI
DIV. I ONLY	11- 10	159	6- 4	231	170	167	167	23	23	
DIV. I NON-CONF.	3- 6	239	0- 0	213	55	194	194	23	23	

TOTALS	RPI 1-25	RPI 26-50	W-L RECORDS	RPI 51-100	RPI 101-999	RPI 201+				
11- 10	0- 1	0- 0	OVERALL	1- 0	10- 9	6- 1				
7- 1	0- 0	0- 0	HOME	1- 0	6- 1	3- 1				
4- 8	0- 1	0- 0	AWAY	0- 0	4- 7	3- 0				
0- 1	0- 0	0- 0	NEUTRAL	0- 0	0- 1	0- 0				
3- 6	0- 1	0- 0	NON-CONFERENCE	1- 0	2- 5	2- 0				
1- 0	0- 0	0- 0	HOME	1- 0	0- 0	0- 0				
2- 5	0- 1	0- 0	AWAY	0- 0	2- 4	2- 0				
0- 1	0- 0	0- 0	NEUTRAL	0- 0	0- 1	0- 0				
8- 4	0- 0	0- 0	CONFERENCE	0- 0	8- 4	4- 1				
6- 1	0- 0	0- 0	HOME	0- 0	6- 1	3- 1				
2- 3	0- 0	0- 0	AWAY	0- 0	2- 3	1- 0				
0- 0	0- 0	0- 0	NEUTRAL	0- 0	0- 0	0- 0				

RPI 1-25				RPI 26-50				RPI 51-100				RPI 101+				Team's RPI: 167
RPI	S	Opponent	Score	RPI	S	Opponent	Score	RPI	S	Opponent	Score	RPI	S	Opponent	Score	
7	A	Tennessee	69 131					92	H	Jacksonville	89 88	101	A	Tulane	75 106	
												113	H	Little Rock	76 70	
												114	A	Middle Tenn.	57 73	
												122	A	South Ala.	68 79	
												122	H	South Ala.	82 71	
												131	A	Ole Miss	93 96	
												153	A	Texas St.	75 83	
												159	A	Samford	73 80	
												159	N	Samford	76 82	
												162	A	Louisiana	62 55	
												179	A	UT Arlington	57 76	
												187	H	Arkansas St.	95 78	
												271	H	Appalachian St.	81 74	
												275	H	Coastal Caro.	92 97	
												304	A	Alabama St.	93 63	
												319	H	Georgia St.	90 86	
												323	H	Ga. Southern	88 47	
												333	A	Tennessee St.	95 66	
												337	A	La.-Monroe	86 79	

LAST 12 Division I GAMES:																
113	H	Little Rock	76 70	271	H	Appalachian St.	81 74									
187	H	Arkansas St.	95 78	122	A	South Ala.	68 79									
122	H	South Ala.	82 71	153	A	Texas St.	75 83									
162	A	Louisiana	62 55	179	A	UT Arlington	57 76									
337	A	La.-Monroe	86 79	319	H	Georgia St.	90 86									
275	H	Coastal Caro.	92 97	323	H	Ga. Southern	88 47									

Non-Div I Games: Montevallo 130 50 Stillman 89 62

Troy

T
u
l
a
n
e

Tulane		Through Games Of Feb. 11, 2018									
Average RPI	Win:	173	WON-LOST	WINNING	LAST 10	STRENGTH OF	OPP. STRENGTH	TEAM	ADJ.	CONF.	ADJ CONF.
Average RPI	Loss:	70	RECORD	PCT. RANK	GAMES	SCHEDULE	OF SCHEDULE	RPI	RPI	RPI	RPI
DIV. I ONLY		12- 13	189	3- 7	39	81	101	101	8	8	
DIV. I NON-CONF.		8- 5	111	0- 0	86	83	84	84	7	7	

TOTALS	RPI 1-25		RPI 26-50		W-L RECORDS	RPI 51-100		RPI 101-999		RPI 201+	
12- 13	0- 2		0- 5		OVERALL	1- 2		11- 4		4- 0	
8- 4	0- 0		0- 2		HOME	0- 1		8- 1		2- 0	
3- 7	0- 0		0- 0		AWAY	1- 0		2- 0		1- 0	
1- 2	0- 0		0- 1		NEUTRAL	0- 0		1- 1		1- 0	
8- 5	0- 1		0- 2		NON-CONFERENCE	1- 0		7- 2		3- 0	
5- 1	0- 0		0- 1		HOME	0- 0		5- 0		1- 0	
2- 2	0- 1		0- 0		AWAY	1- 0		1- 1		1- 0	
1- 2	0- 0		0- 1		NEUTRAL	0- 0		1- 1		1- 0	
4- 8	0- 1		0- 3		CONFERENCE	0- 2		4- 2		1- 0	
3- 3	0- 0		0- 1		HOME	0- 1		3- 1		1- 0	
1- 5	0- 1		0- 2		AWAY	0- 1		1- 1		0- 0	
0- 0	0- 0		0- 0		NEUTRAL	0- 0		0- 0		0- 0	

RPI 1-25				RPI 26-50				RPI 51-100				RPI 101+ Team's RPI: 101			
RPI	S	Opponent	Score	RPI	S	Opponent	Score	RPI	S	Opponent	Score	RPI	S	Opponent	Score
2	A	UConn	45 98	26	H	LSU	50 73	60	A	Houston	48 72	114	H	Middle Tenn.	62 44
17	A	NC State	55 79	27	A	South Fla.	46 75	60	H	Houston	92 98	119	N	Iowa St.	64 67
				27	H	South Fla.	53 63	79	A	Maine	42 34	121	H	Vanderbilt	71 59
				39	N	Dayton	65 71					134	A	Cincinnati	52 83
				43	A	UCF	51 59					135	H	UTEP	67 56
												155	H	Wichita St.	56 64
												167	H	Troy	106 75
												168	A	Tulsa	72 63
												168	H	Tulsa	70 39
												182	H	Temple	69 65
												196	A	Southern Miss.	58 66
												208	H	East Carolina	64 58
												226	H	New Orleans	79 56
												251	N	San Diego St.	80 46
												259	A	McNeese	70 66

LAST 12 Division I GAMES:															
134	A	Cincinnati	52 83	168	H	Tulsa	70 39								
182	H	Temple	69 65	43	A	UCF	51 59								
27	H	South Fla.	53 63	155	H	Wichita St.	56 64								
60	A	Houston	48 72	60	H	Houston	92 98								
2	A	UConn	45 98	168	A	Tulsa	72 63								
208	H	East Carolina	64 58	27	A	South Fla.	46 75								

Non-Div I Games:

Tulane

T
u
l
a
n
e

Average RPI Win:	215	WON-LOST	WINNING	LAST 10	STRENGTH OF	OPP. STRENGTH	TEAM	ADJ.	CONF.	ADJ CONF.
Average RPI Loss:	153	RECORD	PCT. RANK	GAMES	SCHEDULE	OF SCHEDULE	RPI	RPI	RPI	RPI
DIV. I ONLY	18- 3	11	9- 1	261	198	81	81	18	18	
DIV. I NON-CONF.	9- 2	33	1- 0	310	188	108	108	20	20	

TOTALS	RPI 1-25	RPI 26-50	W-L RECORDS	RPI 51-100	RPI 101-999	RPI 201+				
18- 3	0- 0	1- 0	OVERALL	0- 1	17- 2	10- 0				
8- 1	0- 0	1- 0	HOME	0- 0	7- 1	5- 0				
9- 1	0- 0	0- 0	AWAY	0- 0	9- 1	4- 0				
1- 1	0- 0	0- 0	NEUTRAL	0- 1	1- 0	1- 0				
9- 2	0- 0	0- 0	NON-CONFERENCE	0- 1	9- 1	5- 0				
5- 0	0- 0	0- 0	HOME	0- 0	5- 0	3- 0				
3- 1	0- 0	0- 0	AWAY	0- 0	3- 1	1- 0				
1- 1	0- 0	0- 0	NEUTRAL	0- 1	1- 0	1- 0				
9- 1	0- 0	1- 0	CONFERENCE	0- 0	8- 1	5- 0				
3- 1	0- 0	1- 0	HOME	0- 0	2- 1	2- 0				
6- 0	0- 0	0- 0	AWAY	0- 0	6- 0	3- 0				
0- 0	0- 0	0- 0	NEUTRAL	0- 0	0- 0	0- 0				

RPI 1-25				RPI 26-50				RPI 51-100				Team's RPI: 81				RPI 101+			
RPI	S	Opponent	Score	RPI	S	Opponent	Score	RPI	S	Opponent	Score	RPI	S	Opponent	Score	RPI	S	Opponent	Score
				49	H	Western Ky.	79 61												
								74	N	Indiana	63 71					114	A	Middle Tenn.	59 51
																122	A	South Ala.	78 66
																135	A	UTEP	84 64
																157	A	Louisiana Tech	66 61
																159	H	Samford	77 53
																164	H	Southern Ill.	76 66
																174	A	High Point	77 61
																190	A	Memphis	62 64
																196	H	Southern Miss.	63 80
																204	N	UC Santa Barbara	67 54
																215	H	Fla. Atlantic	90 57
																223	H	North Texas	68 52
																271	A	Appalachian St.	70 59
																284	A	Old Dominion	74 61
																303	A	FIU	71 61
																304	H	Alabama St.	61 44
																315	H	Alabama A&M	85 58
																334	A	Marshall	69 62
																338	H	Mississippi Val.	87 72
LAST 12 Division I GAMES:																			
				334	A	Marshall	69 62					196	H	Southern Miss.	63 80				
				157	A	Louisiana Tech	66 61					49	H	Western Ky.	79 61				
				135	A	UTEP	84 64					114	A	Middle Tenn.	59 51				
				215	H	Fla. Atlantic	90 57					284	A	Old Dominion	74 61				
				303	A	FIU	71 61					122	A	South Ala.	78 66				
				223	H	North Texas	68 52					304	H	Alabama St.	61 44				

Non-Div I Games: Tuskegee 105 50 Miles 85 42

UAB

Loss, Non-Conf, S Site, H Home A Away N Neutral

U
C
D
a
v
i
s

UC Davis				Through Games Of Feb. 11, 2018							
Average RPI Win: 199		WON-LOST RECORD	WINNING PCT. RANK	LAST 10 GAMES	STRENGTH OF SCHEDULE	OPP. STRENGTH OF SCHEDULE	TEAM RPI	ADJ. RPI	CONF. RPI	ADJ CONF. RPI	
Average RPI Loss: 90											
DIV. I ONLY		20- 4	17	9- 1	190	140	57	57	21	21	
DIV. I NON-CONF.		10- 3	52	0- 1	152	67	51	51	19	19	

TOTALS		RPI 1-25	RPI 26-50	W-L RECORDS		RPI 51-100	RPI 101-999	RPI 201+			
20- 4		0- 0	0- 2	OVERALL		2- 1	18- 1	10- 0			
11- 1		0- 0	0- 1	HOME		1- 0	10- 0	6- 0			
8- 3		0- 0	0- 1	AWAY		1- 1	7- 1	4- 0			
1- 0		0- 0	0- 0	NEUTRAL		0- 0	1- 0	0- 0			
10- 3		0- 0	0- 2	NON-CONFERENCE		2- 1	8- 0	4- 0			
5- 1		0- 0	0- 1	HOME		1- 0	4- 0	2- 0			
4- 2		0- 0	0- 1	AWAY		1- 1	3- 0	2- 0			
1- 0		0- 0	0- 0	NEUTRAL		0- 0	1- 0	0- 0			
10- 1		0- 0	0- 0	CONFERENCE		0- 0	10- 1	6- 0			
6- 0		0- 0	0- 0	HOME		0- 0	6- 0	4- 0			
4- 1		0- 0	0- 0	AWAY		0- 0	4- 1	2- 0			
0- 0		0- 0	0- 0	NEUTRAL		0- 0	0- 0	0- 0			

U
C
D
a
v
i
s

RPI 1-25				RPI 26-50				RPI 51-100				RPI 101+			
RPI	S	Opponent	Score	RPI	S	Opponent	Score	RPI	S	Opponent	Score	RPI	S	Opponent	Score
				43	H	UCF	55 62	69	A	Fordham	62 70	117	N	Yale	71 61
				47	A	Oregon St.	47 61	77	A	Saint Mary's (CA)	74 50	139	H	Portland St.	79 67
								87	H	Washington St.	91 76	150	H	San Francisco	72 55
												152	A	Cal Poly	80 76
												152	H	Cal Poly	85 77
												171	A	Pacific	90 58
												172	A	UC Irvine	76 67
												201	A	CSUN	71 75
												201	H	CSUN	72 46
												204	A	UC Santa Barbara	68 61
												204	H	UC Santa Barbara	69 63
												218	A	Seattle U	79 53
												228	H	Pepperdine	69 64
												232	H	UC Riverside	74 63
												253	H	Hawaii	76 52
												268	H	Sacramento St.	79 72
												313	H	Cal St. Fullerton	67 53
												324	A	Southern Utah	85 59
												325	A	Long Beach St.	83 71

LAST 12 Division I GAMES:															
				201	H	CSUN	72 46	152	A	Cal Poly	80 76				
				152	H	Cal Poly	85 77	204	A	UC Santa Barbara	68 61				
				201	A	CSUN	71 75	232	H	UC Riverside	74 63				
				325	A	Long Beach St.	83 71	253	H	Hawaii	76 52				
				204	H	UC Santa Barbara	69 63	172	A	UC Irvine	76 67				
				313	H	Cal St. Fullerton	67 53	69	A	Fordham	62 70				

Non-Div I Games:

UC Davis

UC Irvine				Through Games Of Feb. 11, 2018							
Average RPI	Win:	258	WON-LOST	WINNING	LAST 10	STRENGTH OF	OPP. STRENGTH	TEAM	ADJ.	CONF.	ADJ CONF.
Average RPI	Loss:	129	RECORD	PCT. RANK	GAMES	SCHEDULE	OF SCHEDULE	RPI	RPI	RPI	RPI
DIV. I ONLY			15- 8	89	8- 2	304	192	172	172	21	21
DIV. I NON-CONF.			7- 6	165	2- 0	292	223	216	216	19	19

TOTALS		RPI 1-25		RPI 26-50		W-L RECORDS		RPI 51-100		RPI 101-999	RPI 201+
15- 8		0- 0		0- 0		OVERALL		0- 3		15- 5	14- 1
7- 3		0- 0		0- 0		HOME		0- 1		7- 2	6- 0
8- 3		0- 0		0- 0		AWAY		0- 2		8- 1	8- 0
0- 2		0- 0		0- 0		NEUTRAL		0- 0		0- 2	0- 1
7- 6		0- 0		0- 0		NON-CONFERENCE		0- 2		7- 4	7- 1
3- 2		0- 0		0- 0		HOME		0- 0		3- 2	3- 0
4- 2		0- 0		0- 0		AWAY		0- 2		4- 0	4- 0
0- 2		0- 0		0- 0		NEUTRAL		0- 0		0- 2	0- 1
8- 2		0- 0		0- 0		CONFERENCE		0- 1		8- 1	7- 0
4- 1		0- 0		0- 0		HOME		0- 1		4- 0	3- 0
4- 1		0- 0		0- 0		AWAY		0- 0		4- 1	4- 0
0- 0		0- 0		0- 0		NEUTRAL		0- 0		0- 0	0- 0

RPI 1-25				RPI 26-50				RPI 51-100				RPI 101+ Team's RPI: 172			
RPI	S	Opponent	Score	RPI	S	Opponent	Score	RPI	S	Opponent	Score	RPI	S	Opponent	Score
								57	H	UC Davis	67 76	139	H	Portland St.	72 82
								86	A	New Mexico	61 83	143	H	Idaho St.	72 78
								89	A	UNLV	54 73	152	A	Cal Poly	76 79
												155	N	Wichita St.	53 76
												201	H	CSUN	56 47
												204	H	UC Santa Barbara	77 74
												213	N	Illinois	59 65
												218	A	Seattle U	84 79
												224	A	CSU Bakersfield	72 59
												228	H	Pepperdine	75 74
												232	A	UC Riverside	81 71
												232	H	UC Riverside	76 63
												251	A	San Diego St.	67 65
												253	A	Hawaii	74 67
												253	H	Hawaii	70 66
												296	H	Utah St.	87 84
												309	H	Portland	63 52
												313	A	Cal St. Fullerton	76 60
												324	A	Southern Utah	71 64
												325	A	Long Beach St.	100 81

LAST 12 Division I GAMES:															
				232	H	UC Riverside	76 63	152	A	Cal Poly	76 79				
				325	A	Long Beach St.	100 81	204	H	UC Santa Barbara	77 74				
				313	A	Cal St. Fullerton	76 60	253	A	Hawaii	74 67				
				201	H	CSUN	56 47	57	H	UC Davis	67 76				
				232	A	UC Riverside	81 71	224	A	CSU Bakersfield	72 59				
				253	H	Hawaii	70 66	218	A	Seattle U	84 79				

Non-Div I Games: Chapman 92 57

UC Irvine

Average RPI Win:	222	WON-LOST	WINNING	LAST 10	STRENGTH OF	OPP. STRENGTH	TEAM	ADJ.	CONF.	ADJ CONF.
Average RPI Loss:	125	RECORD	PCT. RANK	GAMES	SCHEDULE	OF SCHEDULE	RPI	RPI	RPI	RPI
DIV. I ONLY	7- 18	285	4- 6	91	143	232	232	21	21	
DIV. I NON-CONF.	3- 11	289	0- 1	41	47	195	195	19	19	

TOTALS	RPI 1-25	RPI 26-50	W-L RECORDS	RPI 51-100	RPI 101-999	RPI 201+				
7- 18	0- 2	0- 2	OVERALL	1- 3	6- 11	5- 2				
5- 5	0- 0	0- 0	HOME	0- 1	5- 4	5- 0				
1- 11	0- 2	0- 2	AWAY	0- 2	1- 5	0- 1				
1- 2	0- 0	0- 0	NEUTRAL	1- 0	0- 2	0- 1				
3- 11	0- 2	0- 2	NON-CONFERENCE	1- 2	2- 5	1- 1				
1- 3	0- 0	0- 0	HOME	0- 1	1- 2	1- 0				
1- 6	0- 2	0- 2	AWAY	0- 1	1- 1	0- 0				
1- 2	0- 0	0- 0	NEUTRAL	1- 0	0- 2	0- 1				
4- 7	0- 0	0- 0	CONFERENCE	0- 1	4- 6	4- 1				
4- 2	0- 0	0- 0	HOME	0- 0	4- 2	4- 0				
0- 5	0- 0	0- 0	AWAY	0- 1	0- 4	0- 1				
0- 0	0- 0	0- 0	NEUTRAL	0- 0	0- 0	0- 0				

RPI 1-25				RPI 26-50				RPI 51-100				RPI 101+ Team's RPI: 232			
RPI	S	Opponent	Score	RPI	S	Opponent	Score	RPI	S	Opponent	Score	RPI	S	Opponent	Score
10	A	UCLA	48 68	33	A	Arizona St.	48 73	51	H	Southern California	46 64	119	A	Iowa St.	66 89
14	A	Stanford	43 53	46	A	Minnesota	75 101	57	A	UC Davis	63 74	135	H	UTEP	62 73
								72	A	South Dakota	66 75	146	A	Fresno St.	68 56
								89	N	UNLV	95 88	147	H	Loyola Marymount	59 67
												152	A	Cal Poly	73 91
												152	H	Cal Poly	82 87
												172	A	UC Irvine	63 76
												172	H	UC Irvine	71 81
												192	N	SMU	51 73
												201	A	CSUN	55 60
												204	H	UC Santa Barbara	84 76
												224	H	CSU Bakersfield	68 65
												253	A	Hawaii	57 63
												253	H	Hawaii	79 57
												268	N	Sacramento St.	72 99
												313	H	Cal St. Fullerton	63 50
												325	H	Long Beach St.	77 53

LAST 12 Division I GAMES:															
172	A	UC Irvine	63 76	253	H	Hawaii	79 57	313	H	Cal St. Fullerton	63 50	57	A	UC Davis	63 74
204	H	UC Santa Barbara	84 76	325	H	Long Beach St.	77 53	152	H	Cal Poly	82 87	135	H	UTEP	62 73
152	A	Cal Poly	73 91												
253	A	Hawaii	57 63												
172	H	UC Irvine	71 81												
201	A	CSUN	55 60												

Non-Div I Games:

UC Riverside

Average RPI Win:	264	WON-LOST	WINNING	LAST 10	STRENGTH OF	OPP. STRENGTH	TEAM	ADJ.	CONF.	ADJ CONF.
Average RPI Loss:	137	RECORD	PCT. RANK	GAMES	SCHEDULE	OF SCHEDULE	RPI	RPI	RPI	RPI
DIV. I ONLY	9- 14	236	5- 5	136	230	204	204	21	21	
DIV. I NON-CONF.	3- 9	280	1- 0	89	254	223	223	19	19	

TOTALS	RPI 1-25	RPI 26-50	W-L RECORDS	RPI 51-100	RPI 101-999	RPI 201+				
9- 14	0- 1	0- 1	OVERALL	0- 4	9- 8	7- 4				
4- 5	0- 0	0- 0	HOME	0- 1	4- 4	3- 2				
5- 8	0- 1	0- 1	AWAY	0- 2	5- 4	4- 2				
0- 1	0- 0	0- 0	NEUTRAL	0- 1	0- 0	0- 0				
3- 9	0- 1	0- 1	NON-CONFERENCE	0- 2	3- 5	3- 3				
1- 3	0- 0	0- 0	HOME	0- 0	1- 3	1- 2				
2- 5	0- 1	0- 1	AWAY	0- 1	2- 2	2- 1				
0- 1	0- 0	0- 0	NEUTRAL	0- 1	0- 0	0- 0				
6- 5	0- 0	0- 0	CONFERENCE	0- 2	6- 3	4- 1				
3- 2	0- 0	0- 0	HOME	0- 1	3- 1	2- 0				
3- 3	0- 0	0- 0	AWAY	0- 1	3- 2	2- 1				
0- 0	0- 0	0- 0	NEUTRAL	0- 0	0- 0	0- 0				

RPI 1-25				RPI 26-50				RPI 51-100				RPI 101+ Team's RPI: 204			
RPI	S	Opponent	Score	RPI	S	Opponent	Score	RPI	S	Opponent	Score	RPI	S	Opponent	Score
10	A	UCLA	44 74	47	A	Oregon St.	49 74	57	A	UC Davis	63 69	146	H	Fresno St.	57 64
								57	H	UC Davis	61 68	147	A	Loyola Marymount	61 67
								77	A	Saint Mary's (CA)	59 89	152	H	Cal Poly	73 68
								81	N	UAB	54 67	172	A	UC Irvine	74 77
												201	A	CSUN	74 73
												201	H	CSUN	30 48
												202	H	San Diego	58 71
												218	H	Seattle U	71 77
												232	A	UC Riverside	76 84
												241	A	New Mexico St.	77 47
												251	H	San Diego St.	77 64
												253	H	Hawaii	71 61
												274	A	Santa Clara	63 68
												313	A	Cal St. Fullerton	59 52
												318	A	Northern Ariz.	96 93
												325	A	Long Beach St.	90 74
												325	H	Long Beach St.	51 44

LAST 12 Division I GAMES:															
313	A	Cal St. Fullerton	59 52	57	H	UC Davis	61 68	172	A	UC Irvine	74 77	201	A	CSUN	74 73
232	A	UC Riverside	76 84					152	H	Cal Poly	73 68	325	H	Long Beach St.	51 44
253	H	Hawaii	71 61					241	A	New Mexico St.	77 47				
201	H	CSUN	30 48												
57	A	UC Davis	63 69												
325	A	Long Beach St.	90 74												

Non-Div I Games:

UC Santa Barbara

UCF				STRENGTH OF SCHEDULE		OPP. STRENGTH OF SCHEDULE		TEAM RPI	ADJ. RPI	CONF. RPI	ADJ CONF. RPI
Average RPI	Win:	163	WON-LOST RECORD	WINNING PCT. RANK	LAST 10 GAMES						
Average RPI	Loss:	68									
DIV. I ONLY	17- 8	71	7- 3	52	69	43	43	8	8		
DIV. I NON-CONF.	8- 5	111	0- 0	55	129	62	62	7	7		

TOTALS	RPI 1-25	RPI 26-50	W-L RECORDS	RPI 51-100	RPI 101-999	RPI 201+					
17- 8	0- 2	0- 1	OVERALL	3- 3	14- 2	2- 0					
9- 3	0- 1	0- 0	HOME	1- 2	8- 0	1- 0					
8- 5	0- 1	0- 1	AWAY	2- 1	6- 2	1- 0					
0- 0	0- 0	0- 0	NEUTRAL	0- 0	0- 0	0- 0					
8- 5	0- 0	0- 0	NON-CONFERENCE	3- 3	5- 2	2- 0					
4- 2	0- 0	0- 0	HOME	1- 2	3- 0	1- 0					
4- 3	0- 0	0- 0	AWAY	2- 1	2- 2	1- 0					
0- 0	0- 0	0- 0	NEUTRAL	0- 0	0- 0	0- 0					
9- 3	0- 2	0- 1	CONFERENCE	0- 0	9- 0	0- 0					
5- 1	0- 1	0- 0	HOME	0- 0	5- 0	0- 0					
4- 2	0- 1	0- 1	AWAY	0- 0	4- 0	0- 0					
0- 0	0- 0	0- 0	NEUTRAL	0- 0	0- 0	0- 0					

RPI 1-25				RPI 26-50				Team's RPI: 43				RPI 51-100				RPI 101+			
RPI	S	Opponent	Score	RPI	S	Opponent	Score	RPI	S	Opponent	Score	RPI	S	Opponent	Score	RPI	S	Opponent	Score
2	A	UConn	44 80	27	A	South Fla.	45 62	56	H	Mercer	64 73	101	H	Tulane	59 51				
2	H	UConn	37 55					57	A	UC Davis	62 55	134	A	Cincinnati	50 38				
								62	H	Elon	57 71	144	H	UNI	53 43				
								66	A	Virginia Tech	69 86	155	H	Wichita St.	59 53				
								68	H	IUPUI	63 59	158	H	Davidson	62 54				
								100	A	Chattanooga	58 57	159	A	Samford	51 58				
												168	A	Tulsa	47 44				
												171	A	Pacific	74 78				
												182	A	Temple	64 57				
												182	H	Temple	76 46				
												190	H	Memphis	61 41				
												192	A	SMU	60 42				
												192	H	SMU	58 43				
												198	A	Boston U.	47 32				
												221	A	Gardner-Webb	65 30				
												323	H	Ga. Southern	62 38				
LAST 12 Division I GAMES:																			
182	A	Temple	64 57	101	H	Tulane	59 51												
2	H	UConn	37 55	27	A	South Fla.	45 62												
190	H	Memphis	61 41	2	A	UConn	44 80												
134	A	Cincinnati	50 38	155	H	Wichita St.	59 53												
168	A	Tulsa	47 44	192	A	SMU	60 42												
192	H	SMU	58 43	182	H	Temple	76 46												

Non-Div I Games:

UCF

Average RPI Win:	109	WON-LOST	WINNING	LAST 10	STRENGTH OF	OPP. STRENGTH	TEAM	ADJ.	CONF.	ADJ CONF.
Average RPI Loss:	18	RECORD	PCT. RANK	GAMES	SCHEDULE	OF SCHEDULE	RPI	RPI	RPI	RPI
DIV. I ONLY	21- 4	13	10- 0	15	8	10	10	5	5	
DIV. I NON-CONF.	9- 2	33	0- 0	32	13	16	16	3	3	
TOTALS	RPI 1-25	RPI 26-50	W-L RECORDS	RPI 51-100	RPI 101-999	RPI 201+				
21- 4	2- 3	5- 1	OVERALL	6- 0	8- 0	5- 0				
11- 2	2- 2	3- 0	HOME	1- 0	5- 0	5- 0				
8- 2	0- 1	1- 1	AWAY	4- 0	3- 0	0- 0				
2- 0	0- 0	1- 0	NEUTRAL	1- 0	0- 0	0- 0				
9- 2	1- 1	1- 1	NON-CONFERENCE	2- 0	5- 0	4- 0				
5- 1	1- 1	0- 0	HOME	0- 0	4- 0	4- 0				
2- 1	0- 0	0- 1	AWAY	1- 0	1- 0	0- 0				
2- 0	0- 0	1- 0	NEUTRAL	1- 0	0- 0	0- 0				
12- 2	1- 2	4- 0	CONFERENCE	4- 0	3- 0	1- 0				
6- 1	1- 1	3- 0	HOME	1- 0	1- 0	1- 0				
6- 1	0- 1	1- 0	AWAY	3- 0	2- 0	0- 0				
0- 0	0- 0	0- 0	NEUTRAL	0- 0	0- 0	0- 0				

RPI	S	Opponent	Score	RPI	S	Opponent	Score	RPI	S	Opponent	Score	RPI	S	Opponent	Score
2	H	UConn	60 78	33	H	Arizona St.	71 63	51	A	Southern Cal i forn i a	84 70	102	A	Seton Hal l	77 68
8	H	Bayl or	82 68	34	A	Cal i forn i a	82 46	51	H	Southern Cal i forn i a	59 46	142	A	Col orado	93 55
11	H	Oregon	61 70	34	H	Cal i forn i a	60 52	69	A	Fordham	67 30	175	A	Washi ngton	86 69
14	A	Stanford	65 76	38	N	Creighton	72 63	84	N	Kansas St.	64 55	204	H	UC Santa Barbara	74 44
14	H	Stanford	64 53	45	A	Okla homa St.	72 87	87	A	Washi ngton St.	79 71	232	H	UC Ri versi de	68 48
				47	H	Oregon St.	84 49	91	A	Utah	81 74	252	H	San Jose St.	129 69
LAST 12 Di v i s i o n I GAMES:															
				33	H	Arizona St.	71 63	14	H	Stanford	64 53				
				277	H	Arizona	69 46	34	H	Cal i forn i a	60 52				
				51	A	Southern Cal i forn i a	84 70	142	A	Col orado	93 55				
				51	H	Southern Cal i forn i a	59 46	91	A	Utah	81 74				
				87	A	Washi ngton St.	79 71	11	H	Oregon	61 70				
				175	A	Washi ngton	86 69	47	H	Oregon St.	84 49				

Non-Di v I Games:

UCLA

Average RPI	Win:	82	WON-LOST	WINNING	LAST 10	STRENGTH OF	OPP. STRENGTH	TEAM	ADJ.	CONF.	ADJ CONF.
Average RPI	Loss:	0	RECORD	PCT. RANK	GAMES	SCHEDULE	OF SCHEDULE	RPI	RPI	RPI	RPI
DIV. I ONLY		24- 0	1	10- 0	4	1	2	2	8	8	
DIV. I NON-CONF.		12- 0	1	2- 0	1	1	1	1	7	7	

TOTALS	RPI 1-25		RPI 26-50		W-L RECORDS	RPI 51-100		RPI 101-999		RPI 201+	
24- 0	7- 0		5- 0		OVERALL	3- 0		9- 0		1- 0	
9- 0	2- 0		2- 0		HOME	0- 0		5- 0		0- 0	
11- 0	4- 0		2- 0		AWAY	1- 0		4- 0		1- 0	
4- 0	1- 0		1- 0		NEUTRAL	2- 0		0- 0		0- 0	
12- 0	7- 0		2- 0		NON-CONFERENCE	2- 0		1- 0		0- 0	
3- 0	2- 0		1- 0		HOME	0- 0		0- 0		0- 0	
5- 0	4- 0		0- 0		AWAY	0- 0		1- 0		0- 0	
4- 0	1- 0		1- 0		NEUTRAL	2- 0		0- 0		0- 0	
12- 0	0- 0		3- 0		CONFERENCE	1- 0		8- 0		1- 0	
6- 0	0- 0		1- 0		HOME	0- 0		5- 0		0- 0	
6- 0	0- 0		2- 0		AWAY	1- 0		3- 0		1- 0	
0- 0	0- 0		0- 0		NEUTRAL	0- 0		0- 0		0- 0	

RPI	S	Opponent	Score	RPI	S	Opponent	Score	RPI	S	Opponent	Score	RPI	S	Opponent	Score
1	H	Notre Dame	80 71	27	A	South Fla.	100 49	52	N	Michigan St.	96 62	101	H	Tulane	98 45
9	A	Texas	75 71	30	N	Oklahoma	88 64	60	A	Houston	95 35	134	H	Cincinnati	106 65
10	A	UCLA	78 60	34	H	California	82 47	67	N	Duquesne	104 52	155	H	Wichita St.	124 43
13	H	Maryland	97 72	43	A	UCF	55 37					168	H	Tulsa	78 60
14	N	Stanford	78 53	43	H	UCF	80 44					182	A	Temple	113 57
19	A	South Carolina	83 58									189	A	Nevada	88 57
24	A	DePaul	103 69									190	A	Memphis	93 36
												190	H	Memphis	97 49
												208	A	East Carolina	96 35

LAST 12 Division I GAMES:															
155	H	Wichita St.	124 43	182	A	Temple	113 57								
43	A	UCF	55 37	168	H	Tulsa	78 60								
134	H	Cincinnati	106 65	9	A	Texas	75 71								
19	A	South Carolina	83 58	60	A	Houston	95 35								
101	H	Tulane	98 45	43	H	UCF	80 44								
190	A	Memphis	93 36	27	A	South Fla.	100 49								

Non-Div I Games:

UConn

UMBC				WON-LOST		WINNING		LAST 10		STRENGTH OF		OPP. STRENGTH		TEAM		ADJ.		CONF.		ADJ CONF.	
Average RPI Win: 317				RECORD		PCT. RANK		GAMES		SCHEDULE		OF SCHEDULE		RPI		RPI		RPI		RPI	
Average RPI Loss: 174																					
DIV. I ONLY				2- 22		341		2- 8		180		260		329		329		20		20	
DIV. I NON-CONF.				0- 12		337		0- 0		241		264		341		341		24		24	
TOTALS				RPI 1-25		RPI 26-50		W-L RECORDS		RPI 51-100		RPI 101-999		RPI 201+							
2- 22				0- 0		0- 1		OVERALL		0- 5		2- 16		2- 8							
1- 10				0- 0		0- 0		HOME		0- 3		1- 7		1- 3							
1- 10				0- 0		0- 1		AWAY		0- 2		1- 7		1- 3							
0- 2				0- 0		0- 0		NEUTRAL		0- 0		0- 2		0- 2							
0- 12				0- 0		0- 1		NON-CONFERENCE		0- 2		0- 9		0- 7							
0- 4				0- 0		0- 0		HOME		0- 1		0- 3		0- 2							
0- 6				0- 0		0- 1		AWAY		0- 1		0- 4		0- 3							
0- 2				0- 0		0- 0		NEUTRAL		0- 0		0- 2		0- 2							
2- 10				0- 0		0- 0		CONFERENCE		0- 3		2- 7		2- 1							
1- 6				0- 0		0- 0		HOME		0- 2		1- 4		1- 1							
1- 4				0- 0		0- 0		AWAY		0- 1		1- 3		1- 0							
0- 0				0- 0		0- 0		NEUTRAL		0- 0		0- 0		0- 0							

RPI 1-25				RPI 26-50				RPI 51-100				RPI 101+ Team's RPI: 329			
RPI	S	Opponent	Score	RPI	S	Opponent	Score	RPI	S	Opponent	Score	RPI	S	Opponent	Score
				35	A	Princeton	40 77	58	H	American	48 61	111	A	George Mason	38 58
								69	A	Fordham	46 55	151	A	Binghamton	51 81
								79	A	Maine	36 69	151	H	Binghamton	53 68
								79	H	Maine	50 64	154	A	Hartford	54 65
								80	H	Albany (NY)	75 78	181	H	Denver	48 70
												183	A	New Hampshire	51 56
												183	H	New Hampshire	46 51
												197	H	Stony Brook	44 69
												209	H	Columbia	44 60
												242	A	Hofstra	55 71
												256	N	St. Bonaventure	54 63
												260	A	Towson	64 95
												272	H	LIU Brooklyn	52 66
												282	N	North Dakota St.	53 67
												287	A	Vermont	52 51
												287	H	Vermont	58 72
												302	A	UMES	43 66
												347	H	UMass Lowell	66 54
LAST 12 Division I GAMES:															
				183	H	New Hampshire	46 51	80	H	Albany (NY)	75 78				
				151	H	Binghamton	53 68	154	A	Hartford	54 65				
				287	A	Vermont	52 51	347	H	UMass Lowell	66 54				
				197	H	Stony Brook	44 69	79	H	Maine	50 64				
				79	A	Maine	36 69	287	H	Vermont	58 72				
				151	A	Binghamton	51 81	183	A	New Hampshire	51 56				

Non-Div I Games: Gettysburg 72 45

UMBC

UMES				Through Games Of Feb. 11, 2018							
Average RPI Win:		317	WON-LOST RECORD	WINNING PCT. RANK	LAST 10 GAMES	STRENGTH OF SCHEDULE	OPP. STRENGTH OF SCHEDULE	TEAM RPI	ADJ. RPI	CONF. RPI	ADJ CONF. RPI
Average RPI Loss:		168									
DIV. I ONLY		5- 15	294	4- 6	218	320	302	302	31	31	
DIV. I NON-CONF.		1- 8	313	0- 1	100	135	282	282	30	30	

TOTALS		RPI 1-25	RPI 26-50		W-L RECORDS		RPI 51-100	RPI 101-999	RPI 201+		
5- 15		0- 1	0- 1		OVERALL		0- 1	5- 12	5- 7		
4- 4		0- 0	0- 0		HOME		0- 0	4- 4	4- 3		
1- 10		0- 1	0- 1		AWAY		0- 1	1- 7	1- 4		
0- 1		0- 0	0- 0		NEUTRAL		0- 0	0- 1	0- 0		
1- 8		0- 1	0- 1		NON-CONFERENCE		0- 1	1- 5	1- 2		
1- 1		0- 0	0- 0		HOME		0- 0	1- 1	1- 1		
0- 6		0- 1	0- 1		AWAY		0- 1	0- 3	0- 1		
0- 1		0- 0	0- 0		NEUTRAL		0- 0	0- 1	0- 0		
4- 7		0- 0	0- 0		CONFERENCE		0- 0	4- 7	4- 5		
3- 3		0- 0	0- 0		HOME		0- 0	3- 3	3- 2		
1- 4		0- 0	0- 0		AWAY		0- 0	1- 4	1- 3		
0- 0		0- 0	0- 0		NEUTRAL		0- 0	0- 0	0- 0		

RPI 1-25				RPI 26-50				RPI 51-100				RPI 101+ Team's RPI: 302			
RPI	S	Opponent	Score	RPI	S	Opponent	Score	RPI	S	Opponent	Score	RPI	S	Opponent	Score
21	A	Buffalo	41 76	36	A	Syracuse	45 68	66	A	Virginia Tech	52 90	106	A	Wake Forest	50 92
												111	A	George Mason	68 82
												127	A	Bethune-Cookman	61 73
												127	H	Bethune-Cookman	48 55
												151	N	Binghamton	51 68
												205	H	Hampton	65 70
												208	A	East Carolina	54 64
												217	H	N. C. A&T	45 57
												237	H	Howard	58 52
												262	H	Mt. St. Mary's	63 66
												265	A	Morgan St.	50 63
												298	A	Coppin St.	63 69
												317	A	South Carolina St.	51 54
												329	H	UMBC	66 43
												335	H	N. C. Central	84 73
												342	H	Florida A&M	87 70
												343	A	Savannah St.	68 56

LAST 12 Division I GAMES:															
127	A	Bethune-Cookman	61 73	317	A	South Carolina St.	51 54								
342	H	Florida A&M	87 70	343	A	Savannah St.	68 56								
298	A	Coppin St.	63 69	127	H	Bethune-Cookman	48 55								
237	H	Howard	58 52	205	H	Hampton	65 70								
335	H	N. C. Central	84 73	265	A	Morgan St.	50 63								
217	H	N. C. A&T	45 57	208	A	East Carolina	54 64								

Non-Div I Games: Wesley 97 30 Alas. Anchorage 59 69 Valley Forge 92 38

UMES

Loss, Non-Conf, S Site, H Home A Away N Neutral

Average RPI Win:	249	WON-LOST	WINNING	LAST 10	STRENGTH OF	OPP. STRENGTH	TEAM	ADJ.	CONF.	ADJ CONF.
Average RPI Loss:	189	RECORD	PCT. RANK	GAMES	SCHEDULE	OF SCHEDULE	RPI	RPI	RPI	RPI
DIV. I ONLY	5- 17	304	4- 6	178	297	267	267	30	30	
DIV. I NON-CONF.	1- 11	331	0- 1	154	109	293	293	31	31	

TOTALS	RPI 1-25	RPI 26-50	W-L RECORDS	RPI 51-100	RPI 101-999	RPI 201+				
5- 17	0- 0	0- 1	OVERALL	0- 1	5- 15	4- 8				
1- 6	0- 0	0- 1	HOME	0- 0	1- 5	1- 3				
3- 11	0- 0	0- 0	AWAY	0- 1	3- 10	3- 5				
1- 0	0- 0	0- 0	NEUTRAL	0- 0	1- 0	0- 0				
1- 11	0- 0	0- 1	NON-CONFERENCE	0- 1	1- 9	0- 2				
0- 3	0- 0	0- 1	HOME	0- 0	0- 2	0- 0				
0- 8	0- 0	0- 0	AWAY	0- 1	0- 7	0- 2				
1- 0	0- 0	0- 0	NEUTRAL	0- 0	1- 0	0- 0				
4- 6	0- 0	0- 0	CONFERENCE	0- 0	4- 6	4- 6				
1- 3	0- 0	0- 0	HOME	0- 0	1- 3	1- 3				
3- 3	0- 0	0- 0	AWAY	0- 0	3- 3	3- 3				
0- 0	0- 0	0- 0	NEUTRAL	0- 0	0- 0	0- 0				

RPI	S	Opponent	Score	RPI	S	Opponent	Score	RPI	S	Opponent	Score	RPI	S	Opponent	Score
31	H	Northern Colo.	73 88	63	A	Nebraska	60 80	105	A	Western Ill.	71 90	119	A	Iowa St.	45 61
								155	A	Wichita St.	63 72	165	A	Kansas	48 63
								168	A	Tulsa	52 76	173	N	Stetson	67 50
								181	H	Denver	68 77	194	H	Oral Roberts	73 76
								215	A	Fla. Atlantic	55 65	218	A	Seattle U	62 66
								218	H	Seattle U	58 62	224	A	CSU Bakersfield	60 58
								224	H	CSU Bakersfield	62 76	241	A	New Mexico St.	62 70
								254	A	Illinois St.	53 64	264	A	Grand Canyon	62 59
								264	H	Grand Canyon	84 82	321	A	UTRGV	54 52
								327	A	Utah Valley	65 68	327	H	Utah Valley	59 66
LAST 12 Division I GAMES:															
327	A	Utah Valley	65 68	224	A	CSU Bakersfield	60 58	218	H	Seattle U	58 62	327	H	Utah Valley	59 66
218	A	Seattle U	62 66	218	H	Seattle U	58 62	321	A	UTRGV	54 52	215	A	Fla. Atlantic	55 65
224	H	CSU Bakersfield	62 76	327	H	Utah Valley	59 66	173	N	Stetson	67 50				
264	H	Grand Canyon	84 82												
241	A	New Mexico St.	62 70												
264	A	Grand Canyon	62 59												

Non-Div I Games: Lincoln (MO) 98 41 Harris-Stowe 114 59 Cent. Christian Bib90 10

UMKC

Loss, Non-Conf, S Site, H Home A Away N Neutral

0- 0				0- 0				NEUTRAL				0- 0				0- 0			
RPI 1-25				RPI 26-50				RPI 51-100				RPI 101+ Team's RPI: 347							
RPI	S	Opponent	Score	RPI	S	Opponent	Score	RPI	S	Opponent	Score	RPI	S	Opponent	Score				
								79	H	Maine	51	69	151	H	Binghamton	46	76		
								80	A	Albany (NY)	60	93	154	A	Hartford	56	78		
								80	H	Albany (NY)	52	61	154	H	Hartford	42	81		
													183	A	New Hampshire	45	66		
													197	A	Stony Brook	50	59		
													197	H	Stony Brook	60	63		
													209	H	Col umbi a	77	70		
													227	A	Texas Tech	65	93		
													243	H	Hol y Cross	56	84		
													258	A	Fai rfi eld	67	78		
													265	H	Morgan St.	59	65		
													266	H	Cornel l	53	71		
													276	A	Fai rlei gh Di cki nson	51	60		
													278	A	Col gate	64	84		
													283	H	Massachusetts	63	73		
													287	A	Vermont	55	63		
													287	H	Vermont	65	60		
													329	A	UMBC	54	66		
													332	A	Rhode Isl and	64	81		
													345	A	Saint Peter' s	66	60		
													349	A	Longwood	82	84		
LAST 12 Division I GAMES:																			
				287	H	Vermont	65	60	151	H	Binghamton	46	76						
				197	H	Stony Brook	60	63	80	H	Albany (NY)	52	61						
				80	A	Albany (NY)	60	93	183	A	New Hampshire	45	66						
				79	H	Maine	51	69	329	A	UMBC	54	66						
				154	A	Hartford	56	78	154	H	Hartford	42	81						
				197	A	Stony Brook	50	59	287	A	Vermont	55	63						

UMass Lowell

Page 308

Average RPI Win:	253	WON-LOST	WINNING	LAST 10	STRENGTH OF	OPP. STRENGTH	TEAM	ADJ.	CONF.	ADJ CONF.
Average RPI Loss:	176	RECORD	PCT. RANK	GAMES	SCHEDULE	OF SCHEDULE	RPI	RPI	RPI	RPI
DIV. I ONLY	11- 11	174	8- 2	281	287	229	229	27	27	
DIV. I NON-CONF.	2- 8	290	0- 0	269	190	309	309	28	28	

TOTALS	RPI 1-25	RPI 26-50	W-L RECORDS	RPI 51-100	RPI 101-999	RPI 201+				
11- 11	0- 1	0- 0	OVERALL	1- 1	10- 9	8- 3				
4- 7	0- 0	0- 0	HOME	1- 1	3- 6	3- 1				
7- 4	0- 1	0- 0	AWAY	0- 0	7- 3	5- 2				
0- 0	0- 0	0- 0	NEUTRAL	0- 0	0- 0	0- 0				
2- 8	0- 1	0- 0	NON-CONFERENCE	0- 1	2- 6	2- 2				
1- 4	0- 0	0- 0	HOME	0- 1	1- 3	1- 0				
1- 4	0- 1	0- 0	AWAY	0- 0	1- 3	1- 2				
0- 0	0- 0	0- 0	NEUTRAL	0- 0	0- 0	0- 0				
9- 3	0- 0	0- 0	CONFERENCE	1- 0	8- 3	6- 1				
3- 3	0- 0	0- 0	HOME	1- 0	2- 3	2- 1				
6- 0	0- 0	0- 0	AWAY	0- 0	6- 0	4- 0				
0- 0	0- 0	0- 0	NEUTRAL	0- 0	0- 0	0- 0				

RPI 1-25				RPI 26-50				RPI 51-100				RPI 101+ Team's RPI: 229			
RPI	S	Opponent	Score	RPI	S	Opponent	Score	RPI	S	Opponent	Score	RPI	S	Opponent	Score
17	A	NC State	55 87					56	H	Mercer	56 67	114	H	Middle Tenn.	57 72
								88	H	Liberty	48 41	156	A	Radford	67 56
												156	H	Radford	48 64
												158	A	Dav idson	50 58
												174	A	Hi gh Point	78 59
												174	H	Hi gh Point	45 58
												186	H	Charlotte	47 51
												188	H	Furman	63 71
												221	A	Gardner-Webb	61 60
												249	A	Campbel l	60 52
												269	H	Presbyteri an	74 76
												271	H	Appal achi an St.	69 60
												288	A	USC Upstate	76 70
												301	A	Wofford	68 70
												306	A	Charleston So.	78 61
												312	A	Western Caro.	52 62
												341	A	Wi nthrop	70 48
												341	H	Wi nthrop	63 51
												349	H	Longwood	82 52
LAST 12 Division I GAMES:															
174	A	Hi gh Point	78 59	341	A	Wi nthrop	70 48								
156	H	Radford	48 64	88	H	Li berty	48 41								
341	H	Wi nthrop	63 51	349	H	Longwood	82 52								
221	A	Gardner-Webb	61 60	156	A	Radford	67 56								
269	H	Presbyteri an	74 76	174	H	Hi gh Point	45 58								
306	A	Charleston So.	78 61	249	A	Campbel l	60 52								

Non-Div I Games: Warren Wilson 100 53

UNC Asheville

Loss,
Non-Conf,
S Site,
H Home
A Away
N Neutral

Average RPI Win: 257
Average RPI Loss: 153

WON-LOST
RECORD

WINNING
PCT. RANK

LAST 10
GAMES

STRENGTH OF
SCHEDULE

OPP. STRENGTH
OF SCHEDULE

TEAM
RPI

ADJ.
RPI

CONF.
RPI

ADJ CONF.
RPI

DIV. I ONLY	8- 14	251	5- 5	170	234	220	220	17	17
DIV. I NON-CONF.	3- 8	268	0- 0	206	304	258	258	16	16
<hr/>									
TOTALS	RPI 1-25	RPI 26-50	W-L RECORDS	RPI 51-100	RPI 101-999	RPI 201+			
8- 14	0- 1	0- 1	OVERALL	0- 3	8- 9	6- 3			
4- 4	0- 0	0- 0	HOME	0- 1	4- 3	2- 2			
4- 10	0- 1	0- 1	AWAY	0- 2	4- 6	4- 1			
0- 0	0- 0	0- 0	NEUTRAL	0- 0	0- 0	0- 0			
3- 8	0- 1	0- 1	NON-CONFERENCE	0- 0	3- 6	3- 3			
1- 3	0- 0	0- 0	HOME	0- 0	1- 3	1- 2			
2- 5	0- 1	0- 1	AWAY	0- 0	2- 3	2- 1			
0- 0	0- 0	0- 0	NEUTRAL	0- 0	0- 0	0- 0			
5- 6	0- 0	0- 0	CONFERENCE	0- 3	5- 3	3- 0			
3- 1	0- 0	0- 0	HOME	0- 1	3- 0	1- 0			
2- 5	0- 0	0- 0	AWAY	0- 2	2- 3	2- 0			
0- 0	0- 0	0- 0	NEUTRAL	0- 0	0- 0	0- 0			

RPI 1-25				RPI 26-50				RPI 51-100				RPI 101+ Team's RPI: 220			
RPI	S	Opponent	Score	RPI	S	Opponent	Score	RPI	S	Opponent	Score	RPI	S	Opponent	Score
15	A	Duke	54 85	29	A	Virginia	50 68	56	A	Mercer	57 80	123	A	ETSU	52 60
								100	A	Chattanooga	42 49	123	H	ETSU	65 61
								100	H	Chattanooga	57 73	156	A	Radford	53 56
												159	A	Samford	48 56
												174	H	High Point	72 81
												188	A	Furman	54 55
												188	H	Furman	76 74
												200	A	Norfolk St.	63 64
												249	H	Campbell	61 72
												269	A	Presbyterian	64 57
												275	A	Coastal Caro.	60 54
												285	H	VCU	74 61
												293	H	Murray St.	52 63
												301	A	Wofford	81 75
												301	H	Wofford	66 51
												305	A	Eastern Ky.	59 70
												312	A	Western Caro.	88 67
<hr/>															
LAST 12 Division I GAMES:															
301	A	Wofford	81 75	56	A	Mercer	57 80	188	H	Furman	76 74	301	H	Wofford	66 51
188	A	Furman	54 55	100	H	Chattanooga	57 73	123	A	ETSU	52 60	100	A	Chattanooga	42 49
123	H	ETSU	65 61	159	A	Samford	48 56	174	H	High Point	72 81				

Non-Div I Games: Greensboro 82 34 Tusculum 69 71 Lees-McRae 78 62 Southern Wesleyan 96 35
UNCG

Loss, Non-Conf, S Site, H Home A Away N Neutral

0- 0				0- 0				NEUTRAL				0- 0				0- 0			
RPI 1-25				RPI 26-50				RPI 51-100				RPI 101+				Team's RPI: 281			
RPI	S	Opponent	Score	RPI	S	Opponent	Score	RPI	S	Opponent	Score	RPI	S	Opponent	Score				
								61	A	Drexel	42	68	104	A	North Carolina	60	86		
								61	H	Drexel	40	58	118	A	Delaware	62	80		
								62	A	El on	67	75	118	H	Delaware	49	82		
								75	H	James Madi son	48	63	136	H	William & Mary	53	66		
													138	A	Northeastern	39	56		
													138	H	Northeastern	47	54		
													166	A	Pittsburgh	55	74		
													188	A	Furman	71	76		
													208	H	East Carol ina	66	62		
													242	A	Hofstra	59	55		
													242	H	Hofstra	61	69		
													255	H	Col . of Charleston	63	72		
													260	A	Towson	71	72		
													275	A	Coastal Caro.	41	57		
													285	H	VCU	83	67		
													301	A	Wofford	65	60		
													319	H	Georgi a St.	74	62		
													335	H	N. C. Central	89	63		
LAST 12 Di vi si on I GAMES:																			
				61	H	Drexel	40	58	118	H	Del aware	49	82						
				255	H	Col . of Charleston	63	72	61	A	Drexel	42	68						
				242	A	Hofstra	59	55	260	A	Towson	71	72						
				138	A	Northeastern	39	56	242	H	Hofstra	61	69						
				118	A	Del aware	62	80	138	H	Northeastern	47	54						
				75	H	James Madi son	48	63	136	H	William & Mary	53	66						

UNCW

Page 311

Average RPI Win:	229	WON-LOST	WINNING	LAST 10	STRENGTH OF	OPP. STRENGTH	TEAM	ADJ.	CONF.	ADJ CONF.
Average RPI Loss:	98	RECORD	PCT. RANK	GAMES	SCHEDULE	OF SCHEDULE	RPI	RPI	RPI	RPI
DIV. I ONLY	12- 11	162	7- 3	184	115	144	144	24	24	
DIV. I NON-CONF.	3- 7	254	0- 0	37	3	128	128	22	22	

TOTALS	RPI 1-25	RPI 26-50	W-L RECORDS	RPI 51-100	RPI 101-999	RPI 201+				
12- 11	0- 1	0- 3	OVERALL	2- 2	10- 5	8- 1				
6- 3	0- 1	0- 0	HOME	0- 1	6- 1	4- 0				
5- 8	0- 0	0- 3	AWAY	1- 1	4- 4	4- 1				
1- 0	0- 0	0- 0	NEUTRAL	1- 0	0- 0	0- 0				
3- 7	0- 1	0- 3	NON-CONFERENCE	2- 1	1- 2	0- 1				
1- 2	0- 1	0- 0	HOME	0- 1	1- 0	0- 0				
1- 5	0- 0	0- 3	AWAY	1- 0	0- 2	0- 1				
1- 0	0- 0	0- 0	NEUTRAL	1- 0	0- 0	0- 0				
9- 4	0- 0	0- 0	CONFERENCE	0- 1	9- 3	8- 0				
5- 1	0- 0	0- 0	HOME	0- 0	5- 1	4- 0				
4- 3	0- 0	0- 0	AWAY	0- 1	4- 2	4- 0				
0- 0	0- 0	0- 0	NEUTRAL	0- 0	0- 0	0- 0				

RPI 1-25				RPI 26-50				RPI 51-100				RPI 101+ Team's RPI: 144			
RPI	S	Opponent	Score	RPI	S	Opponent	Score	RPI	S	Opponent	Score	RPI	S	Opponent	Score
20	H	Iowa	47 71	37	A	South Dakota St.	47 57	68	H	IUPUI	48 54	108	A	Missouri St.	52 62
				38	A	Creighton	78 89	70	N	Wyoming	55 40	108	H	Missouri St.	52 57
				43	A	UCF	43 53	84	A	Kansas St.	72 71	119	H	Iowa St.	57 53
								85	A	Drake	64 81	164	A	Southern Ill.	53 60
												164	H	Southern Ill.	71 63
												169	A	North Dakota	72 80
												238	A	Omaha	74 78
												248	A	Bradley	51 40
												254	A	Illinois St.	58 36
												263	A	Indiana St.	56 46
												263	H	Indiana St.	59 53
												279	H	Valparaiso	77 56
												307	H	Loyola Chicago	70 41
												348	A	Evansville	85 60
												348	H	Evansville	65 41

LAST 12 Division I GAMES:															
348	A	Evansville	85 60	85	A	Drake	64 81	263	H	Indiana St.	59 53	348	H	Evansville	65 41
263	A	Indiana St.	56 46	263	H	Indiana St.	59 53	108	A	Missouri St.	52 62	164	A	Southern Ill.	53 60
164	H	Southern Ill.	71 63	348	H	Evansville	65 41	164	A	Southern Ill.	53 60	279	H	Valparaiso	77 56
108	H	Missouri St.	52 57	108	A	Missouri St.	52 62	279	H	Valparaiso	77 56				
254	A	Illinois St.	58 36	164	A	Southern Ill.	53 60								
248	A	Bradley	51 40	279	H	Valparaiso	77 56								

Non-Div I Games: Wis.-Parkside 92 62

UNI

UNLV					Through Games Of Feb. 11, 2018							
Average RPI Win:		200	WON-LOST		WINNING	LAST 10	STRENGTH OF	OPP. STRENGTH	TEAM	ADJ.	CONF.	ADJ CONF.
Average RPI Loss:		83	RECORD		PCT. RANK	GAMES	SCHEDULE	OF SCHEDULE	RPI	RPI	RPI	RPI
DIV. I ONLY			14- 9	112	8- 2	70	118	89	89	16	16	
DIV. I NON-CONF.			5- 6	187	0- 0	8	81	91	91	15	15	

TOTALS		RPI 1-25	RPI 26-50		W-L RECORDS		RPI 51-100		RPI 101-999		RPI 201+	
14- 9		0- 3	1- 2		OVERALL		1- 1		12- 3		7- 1	
9- 4		0- 1	0- 2		HOME		0- 0		9- 1		4- 0	
5- 3		0- 1	1- 0		AWAY		1- 1		3- 1		3- 0	
0- 2		0- 1	0- 0		NEUTRAL		0- 0		0- 1		0- 1	
5- 6		0- 3	1- 2		NON-CONFERENCE		0- 0		4- 1		2- 1	
4- 3		0- 1	0- 2		HOME		0- 0		4- 0		2- 0	
1- 1		0- 1	1- 0		AWAY		0- 0		0- 0		0- 0	
0- 2		0- 1	0- 0		NEUTRAL		0- 0		0- 1		0- 1	
9- 3		0- 0	0- 0		CONFERENCE		1- 1		8- 2		5- 0	
5- 1		0- 0	0- 0		HOME		0- 0		5- 1		2- 0	
4- 2		0- 0	0- 0		AWAY		1- 1		3- 1		3- 0	
0- 0		0- 0	0- 0		NEUTRAL		0- 0		0- 0		0- 0	

RPI 1-25				RPI 26-50				RPI 51-100				RPI 101+			
RPI	S	Opponent	Score	RPI	S	Opponent	Score	RPI	S	Opponent	Score	RPI	S	Opponent	Score
3	H	Mississippi St.	63 103	36	H	Syracuse	55 69	70	A	Wyoming	56 69	116	H	Colorado St.	56 52
14	A	Stanford	33 74	46	H	Minnesota	72 79	86	A	New Mexico	68 66	139	H	Portland St.	88 80
21	N	Buffalo	53 80	50	A	Gonzaga	52 50					146	H	Fresno St.	72 74
												172	H	UC Irvine	73 54
												177	A	Boise St.	60 69
												177	H	Boise St.	77 54
												189	H	Nevada	77 75
												232	N	UC Riverside	88 95
												242	H	Hofstra	68 52
												251	A	San Diego St.	75 64
												252	A	San Jose St.	80 53
												252	H	San Jose St.	79 60
												264	H	Grand Canyon	76 47
												296	A	Utah St.	63 54
												310	H	Air Force	69 57
LAST 12 Division I GAMES:															
70	A	Wyoming	56 69	116	H	Colorado St.	56 52								
189	H	Nevada	77 75	86	A	New Mexico	68 66								
177	H	Boise St.	77 54	310	H	Air Force	69 57								
252	A	San Jose St.	80 53	296	A	Utah St.	63 54								
251	A	San Diego St.	75 64	252	H	San Jose St.	79 60								
146	H	Fresno St.	72 74	177	A	Boise St.	60 69								

Non-Div I Games:

UNLV

■ Loss,
 ■ Non-Conf,
 ■ S Site,
 ■ H Home
 ■ A Away
 N Neutral

Average RPI Win:	307	WON-LOST	WINNING	LAST 10	STRENGTH OF	OPP. STRENGTH	TEAM	ADJ.	CONF.	ADJ CONF.
Average RPI Loss:	168	RECORD	PCT. RANK	GAMES	SCHEDULE	OF SCHEDULE	RPI	RPI	RPI	RPI
DIV. I ONLY	6- 16	289	4- 6	206	314	288	288	22	22	
DIV. I NON-CONF.	2- 10	300	1- 0	207	338	333	333	21	21	

TOTALS	RPI 1-25	RPI 26-50	W-L RECORDS	RPI 51-100	RPI 101-999	RPI 201+				
6- 16	0- 0	0- 3	OVERALL	0- 2	6- 11	6- 8				
4- 7	0- 0	0- 1	HOME	0- 1	4- 5	4- 4				
2- 9	0- 0	0- 2	AWAY	0- 1	2- 6	2- 4				
0- 0	0- 0	0- 0	NEUTRAL	0- 0	0- 0	0- 0				
2- 10	0- 0	0- 1	NON-CONFERENCE	0- 1	2- 8	2- 6				
2- 4	0- 0	0- 0	HOME	0- 0	2- 4	2- 3				
0- 6	0- 0	0- 1	AWAY	0- 1	0- 4	0- 3				
0- 0	0- 0	0- 0	NEUTRAL	0- 0	0- 0	0- 0				
4- 6	0- 0	0- 2	CONFERENCE	0- 1	4- 3	4- 2				
2- 3	0- 0	0- 1	HOME	0- 1	2- 1	2- 1				
2- 3	0- 0	0- 1	AWAY	0- 0	2- 2	2- 1				
0- 0	0- 0	0- 0	NEUTRAL	0- 0	0- 0	0- 0				

RPI 1-25				RPI 26-50				RPI 51-100				RPI 101+				Team's RPI: 288
RPI	S	Opponent	Score	RPI	S	Opponent	Score	RPI	S	Opponent	Score	RPI	S	Opponent	Score	
40	A	FGCU	60 93	40	H	FGCU	44 88	66	A	Virginia Tech	56 87	136	A	William & Mary	63 83	
45	A	Oklahoma St.	71 108	44	H	FGCU	44 88	92	H	Jacksonville	45 71	173	A	Stetson	61 62	
												188	H	Furman	59 80	
												208	A	East Carolina	53 66	
												221	A	Gardner-Webb	39 60	
												229	H	UNC Asheville	70 76	
												238	H	Omaha	66 69	
												239	H	North Florida	61 65	
												249	A	Campbell	49 69	
												261	A	Lipscomb	78 97	
												261	H	Lipscomb	80 64	
												269	H	Presbyterian	69 83	
												290	A	Kennesaw St.	70 64	
												290	H	Kennesaw St.	65 61	
												317	H	South Carolina St.	63 44	
												335	H	N. C. Central	66 61	
												346	A	NJIT	95 57	

LAST 12 Division I GAMES:																
40	H	FGCU	44 88	239	H	North Florida	61 65									
261	H	Lipscomb	80 64	40	A	FGCU	60 93									
290	A	Kennesaw St.	70 64	173	A	Stetson	61 62									
261	A	Lipscomb	78 97	346	A	NJIT	95 57									
290	H	Kennesaw St.	65 61	335	H	N. C. Central	66 61									
92	H	Jacksonville	45 71	45	A	Oklahoma St.	71 108									

Non-Div I Games: Brevard 109 39 Converse 71 51 Bob Jones 79 45

USC Upstate

Loss, Non-Conf, S Site, H Home A Away N Neutral

Average RPI Win: 232

Average RPI Loss: 141

WON-LOST
RECORDWINNING
PCT. RANKLAST 10
GAMESSTRENGTH OF
SCHEDULEOPP. STRENGTH
OF SCHEDULETEAM
RPIADJ.
RPICONF.
RPIADJ CONF.
RPIDIV. I ONLY
DIV. I NON-CONF.14- 10
6- 5124
1536- 4
0- 0272
214180
68179
152179
15223
2323
23

TOTALS

RPI 1-25

RPI 26-50

W-L RECORDS

RPI 51-100

RPI 101-999

RPI 201+

14- 10

0- 0

0- 0

OVERALL

0- 5

14- 5

7- 2

11- 2

0- 0

0- 0

HOME

0- 1

11- 1

4- 0

3- 8

0- 0

0- 0

AWAY

0- 4

3- 4

3- 2

0- 0

0- 0

0- 0

NEUTRAL

0- 0

0- 0

0- 0

6- 5

0- 0

0- 0

NON-CONFERENCE

0- 5

6- 0

2- 0

5- 1

0- 0

0- 0

HOME

0- 1

5- 0

1- 0

1- 4

0- 0

0- 0

AWAY

0- 4

1- 0

1- 0

0- 0

0- 0

0- 0

NEUTRAL

0- 0

0- 0

0- 0

8- 5

0- 0

0- 0

CONFERENCE

0- 0

8- 5

5- 2

6- 1

0- 0

0- 0

HOME

0- 0

6- 1

3- 0

2- 4

0- 0

0- 0

AWAY

0- 0

2- 4

2- 2

0- 0

0- 0

0- 0

NEUTRAL

0- 0

0- 0

0- 0

RPI 1-25

RPI 26-50

RPI 51-100

RPI 101+

Team's RPI: 179

RPI S Opponent Score

RPI S Opponent Score

RPI S Opponent Score

RPI S Opponent Score



60  Houston 58 



65  Georgia Tech 52 


84  Kansas St. 56 


91  Utah 41 


93  Arkansas 57 


113  Little Rock 57 


122  South Ala. 63 



146  Fresno St. 67 54


150  San Francisco 56 54


153  Texas St. 61 59


162  Louisiana 63 61


167  Troy 76 57



187  Arkansas St. 80 


192  SMU 58 55


194  Oral Roberts 70 46


271  Appalachian St. 64 60


271  Appalachian St. 49 48



275  Coastal Caro. 76 


275  Coastal Caro. 65 63

295  UTSA 69 68


314  Incarnate Word 61 48


319  Georgia St. 81 76


323  Ga. Southern 68 



337  La. -Monroe 70 61


LAST 12 Division I GAMES:


153  Texas St. 61 59


275  Coastal Caro. 65 63



271  Appalachian St. 49 48



323  Ga. Southern 68 



319  Georgia St. 81 76


337  La. -Monroe 70 61


162  Louisiana 63 61

187  Arkansas St. 80 

113  Little Rock 57 

122  South Ala. 63 





167  Troy 76 57

271  Appalachian St. 64 60

U
T
A
r
l
i
n
g
t
o
nU
T
A
r
l
i
n
g
t
o
n

Non-Div I Games:

UT Arlington

 Loss,  Non-Conf, S Site,  Home  Away N Neutral

Average RPI Win:	281	WON-LOST	WINNING	LAST 10	STRENGTH OF	OPP. STRENGTH	TEAM	ADJ.	CONF.	ADJ CONF.
Average RPI Loss:	133	RECORD	PCT. RANK	GAMES	SCHEDULE	OF SCHEDULE	RPI	RPI	RPI	RPI
DIV. I ONLY	12- 12	174	8- 2	209	258	191	191	25	25	
DIV. I NON-CONF.	2- 8	290	0- 0	106	84	262	262	27	27	

TOTALS	RPI 1-25	RPI 26-50	W-L RECORDS	RPI 51-100	RPI 101-999	RPI 201+				
12- 12	0- 1	0- 1	OVERALL	0- 3	12- 7	12- 2				
7- 3	0- 0	0- 0	HOME	0- 1	7- 2	7- 1				
5- 7	0- 1	0- 1	AWAY	0- 1	5- 4	5- 1				
0- 2	0- 0	0- 0	NEUTRAL	0- 1	0- 1	0- 0				
2- 8	0- 1	0- 1	NON-CONFERENCE	0- 2	2- 4	2- 0				
2- 1	0- 0	0- 0	HOME	0- 0	2- 1	2- 0				
0- 5	0- 1	0- 1	AWAY	0- 1	0- 2	0- 0				
0- 2	0- 0	0- 0	NEUTRAL	0- 1	0- 1	0- 0				
10- 4	0- 0	0- 0	CONFERENCE	0- 1	10- 3	10- 2				
5- 2	0- 0	0- 0	HOME	0- 1	5- 1	5- 1				
5- 2	0- 0	0- 0	AWAY	0- 0	5- 2	5- 1				
0- 0	0- 0	0- 0	NEUTRAL	0- 0	0- 0	0- 0				

RPI 1-25				RPI 26-50				RPI 51-100				RPI 101+ Team's RPI: 191			
RPI	S	Opponent	Score	RPI	S	Opponent	Score	RPI	S	Opponent	Score	RPI	S	Opponent	Score
4	A	Louisville	56 91	42	A	Purdue	58 60	71	H	Belmont	63 65	140	A	SIUE	70 73
								77	N	Saint Mary's (CA)	58 69	164	A	Southern Ill.	72 84
								100	A	Chattanooga	82 87	180	N	Eastern Wash.	58 61
												184	H	Northwestern	63 71
												187	A	Arkansas St.	73 84
												210	A	Jacksonville St.	61 57
												216	H	Morehead St.	76 81
												217	H	N.C. A&T	76 63
												225	H	Southeast Mo. St.	72 65
												236	A	Austin Peay	62 69
												236	H	Austin Peay	100 66
												293	A	Murray St.	97 80
												293	H	Murray St.	85 67
												299	A	Tennessee Tech	67 51
												305	A	Eastern Ky.	72 54
												305	H	Eastern Ky.	77 49
												312	H	Western Caro.	62 54
												333	H	Tennessee St.	80 68
												344	A	Eastern Ill.	72 44
LAST 12 Division I GAMES:															
225	H	Southeast Mo. St.	72 65	140	A	SIUE	70 73								
305	A	Eastern Ky.	72 54	344	A	Eastern Ill.	72 44								
293	H	Murray St.	85 67	216	H	Morehead St.	76 81								
236	H	Austin Peay	100 66	305	H	Eastern Ky.	77 49								
299	A	Tennessee Tech	67 51	293	A	Murray St.	97 80								
210	A	Jacksonville St.	61 57	236	A	Austin Peay	62 69								

Non-Div I Games: Rhodes 90 49 Ala.-Huntsville 104 73

UT Martin

U
T
E
PU
T
E
P

UTEP

Average RPI Win: 294	WON-LOST RECORD	WINNING PCT. RANK	LAST 10 GAMES	STRENGTH OF SCHEDULE	OPP. STRENGTH OF SCHEDULE	TEAM RPI	ADJ. RPI	CONF. RPI	ADJ CONF. RPI
Average RPI Loss: 215									
DIV. I ONLY	8- 13	246	1- 9	332	339	321	321	30	30
DIV. I NON-CONF.	7- 5	132	1- 2	319	307	233	233	31	31

TOTALS	RPI 1-25	RPI 26-50	W-L RECORDS	RPI 51-100	RPI 101-999	RPI 201+			
8- 13	0- 0	0- 1	OVERALL	0- 1	8- 11	8- 10			
7- 5	0- 0	0- 0	HOME	0- 1	7- 4	7- 4			
1- 8	0- 0	0- 1	AWAY	0- 0	1- 7	1- 6			
0- 0	0- 0	0- 0	NEUTRAL	0- 0	0- 0	0- 0			
7- 5	0- 0	0- 1	NON-CONFERENCE	0- 1	7- 3	7- 2			
6- 1	0- 0	0- 0	HOME	0- 1	6- 0	6- 0			
1- 4	0- 0	0- 1	AWAY	0- 0	1- 3	1- 2			
0- 0	0- 0	0- 0	NEUTRAL	0- 0	0- 0	0- 0			
1- 8	0- 0	0- 0	CONFERENCE	0- 0	1- 8	1- 8			
1- 4	0- 0	0- 0	HOME	0- 0	1- 4	1- 4			
0- 4	0- 0	0- 0	AWAY	0- 0	0- 4	0- 4			
0- 0	0- 0	0- 0	NEUTRAL	0- 0	0- 0	0- 0			

RPI 1-25	RPI 26-50	RPI 51-100	RPI 101+	Team's RPI: 321
RPI S Opponent Score	RPI S Opponent Score	RPI S Opponent Score	RPI S Opponent Score	
	45 A Oklahoma St. 38 80	51 H Southern California 64 71	185 A Wisconsin 54 82	
			218 A Seattle U 56 64	
			224 A CSU Bakersfield 30 71	
			224 H CSU Bakersfield 64 67	
			227 A Texas Tech 64 80	
			241 H New Mexico St. 77 79	
			257 A A&M-Corpus Christi 41 71	
			257 H A&M-Corpus Christi 56 53	
			264 A Grand Canyon 58 59	
			264 H Grand Canyon 59 65	
			267 H UMKC 52 54	
			270 H Prairie View 78 62	
			282 A North Dakota St. 82 79	
			283 H Massachusetts 67 59	
			286 H Canisius 63 46	
			295 H UTSA 70 58	
			327 A Utah Valley 60 69	
			339 H Chicago St. 81 44	
			342 H Florida A&M 51 38	
LAST 12 Division I GAMES:				
224 A CSU Bakersfield 30 71	264 H Grand Canyon 59 65	224 H CSU Bakersfield 64 67		
264 A Grand Canyon 58 59	267 H UMKC 52 54	51 H Southern California 64 71		
241 H New Mexico St. 77 79	286 H Canisius 63 46	227 A Texas Tech 64 80		
339 H Chicago St. 81 44				
218 A Seattle U 56 64				
327 A Utah Valley 60 69				

Non-Div I Games: Texas Lutheran 78 43 Concordia (TX) 67 49 Trinity (TX) 62 57

UTRGV

Loss, Non-Conf, S Site, H Home A Away N Neutral

Average RPI Win:	295	WON-LOST	WINNING	LAST 10	STRENGTH OF	OPP. STRENGTH	TEAM	ADJ.	CONF.	ADJ CONF.
Average RPI Loss:	163	RECORD	PCT. RANK	GAMES	SCHEDULE	OF SCHEDULE	RPI	RPI	RPI	RPI
DIV. I ONLY	4- 18	312	3- 7	185	220	295	295	18	18	
DIV. I NON-CONF.	1- 9	318	0- 0	218	243	321	321	20	20	

TOTALS	RPI 1-25	RPI 26-50	W-L RECORDS	RPI 51-100	RPI 101-999	RPI 201+				
4- 18	0- 1	0- 2	OVERALL	0- 1	4- 14	4- 5				
2- 6	0- 0	0- 0	HOME	0- 0	2- 6	2- 1				
1- 12	0- 1	0- 2	AWAY	0- 1	1- 8	1- 4				
1- 0	0- 0	0- 0	NEUTRAL	0- 0	1- 0	1- 0				
1- 9	0- 1	0- 1	NON-CONFERENCE	0- 0	1- 7	1- 3				
0- 3	0- 0	0- 0	HOME	0- 0	0- 3	0- 0				
0- 6	0- 1	0- 1	AWAY	0- 0	0- 4	0- 3				
1- 0	0- 0	0- 0	NEUTRAL	0- 0	1- 0	1- 0				
3- 9	0- 0	0- 1	CONFERENCE	0- 1	3- 7	3- 2				
2- 3	0- 0	0- 0	HOME	0- 0	2- 3	2- 1				
1- 6	0- 0	0- 1	AWAY	0- 1	1- 4	1- 1				
0- 0	0- 0	0- 0	NEUTRAL	0- 0	0- 0	0- 0				

RPI 1-25				RPI 26-50				RPI 51-100				RPI 101+				Team's RPI: 295
RPI	S	Opponent	Score	RPI	S	Opponent	Score	RPI	S	Opponent	Score	RPI	S	Opponent	Score	
9	A	Texas	70 120	33	A	Arizona St.	42 74	98	A	Rice	52 83	114	H	Middle Tenn.	47 62	
				49	A	Western Ky.	38 73					124	H	Northern Ill.	55 69	
												135	H	UTEP	53 66	
												153	A	Texas St.	38 91	
												157	A	Louisiana Tech	55 63	
												169	H	North Dakota	47 60	
												179	H	UT Arlington	68 69	
												186	A	Charlotte	75 88	
												196	A	Southern Miss.	60 83	
												202	A	San Diego	69 78	
												215	H	Fla. Atlantic	65 99	
												223	H	North Texas	70 58	
												284	A	Old Dominion	63 69	
												284	H	Old Dominion	64 56	
												313	A	Cal St. Fullerton	46 55	
												321	A	UTRGV	58 70	
												334	A	Marshall	72 59	
												338	N	Mississippi Val.	68 55	

LAST 12 Division I GAMES:																
186	A	Charlotte	75 88	284	A	Old Dominion	63 69									
334	A	Marshall	72 59	49	A	Western Ky.	38 73									
135	H	UTEP	53 66	284	H	Old Dominion	64 56									
223	H	North Texas	70 58	114	H	Middle Tenn.	47 62									
196	A	Southern Miss.	60 83	98	A	Rice	52 83									
215	H	Fla. Atlantic	65 99	157	A	Louisiana Tech	55 63									

Non-Div I Games: Sul Ross St. 97 47 Tex. A&M-Commerce 60 69

UTSA

Average RPI Win:	177	WON-LOST	WINNING	LAST 10	STRENGTH OF	OPP. STRENGTH	TEAM	ADJ.	CONF.	ADJ CONF.
Average RPI Loss:	56	RECORD	PCT. RANK	GAMES	SCHEDULE	OF SCHEDULE	RPI	RPI	RPI	RPI
DIV. I ONLY	15- 10	114	3- 7	94	62	91	91	5	5	
DIV. I NON-CONF.	9- 2	33	0- 0	176	167	47	47	3	3	

TOTALS	RPI 1-25	RPI 26-50	W-L RECORDS	RPI 51-100	RPI 101-999	RPI 201+				
15- 10	0- 3	2- 3	OVERALL	2- 2	11- 2	5- 0				
8- 6	0- 2	1- 2	HOME	1- 1	6- 1	3- 0				
7- 4	0- 1	1- 1	AWAY	1- 1	5- 1	2- 0				
0- 0	0- 0	0- 0	NEUTRAL	0- 0	0- 0	0- 0				
9- 2	0- 0	1- 0	NON-CONFERENCE	1- 1	7- 1	3- 0				
7- 0	0- 0	1- 0	HOME	1- 0	5- 0	2- 0				
2- 2	0- 0	0- 0	AWAY	0- 1	2- 1	1- 0				
0- 0	0- 0	0- 0	NEUTRAL	0- 0	0- 0	0- 0				
6- 8	0- 3	1- 3	CONFERENCE	1- 1	4- 1	2- 0				
1- 6	0- 2	0- 2	HOME	0- 1	1- 1	1- 0				
5- 2	0- 1	1- 1	AWAY	1- 0	3- 0	1- 0				
0- 0	0- 0	0- 0	NEUTRAL	0- 0	0- 0	0- 0				

RPI 1-25				RPI 26-50				RPI 51-100				Team's RPI : 91				RPI 101+			
RPI	S	Opponent	Score	RPI	S	Opponent	Score	RPI	S	Opponent	Score	RPI	S	Opponent	Score	RPI	S	Opponent	Score
10	H	UCLA	74 81	33	A	Ari zona St.	58 56	51	H	Southern Cal i forn i a	47 58	125	A	BYU	68 77				
11	H	Oregon	68 84	33	H	Ari zona St.	81 83	77	H	Saint Mary's (CA)	74 63	142	A	Col orado	78 74				
14	A	Stanford	49 70	34	A	Cal i forn i a	73 84	87	A	Washi ngton St.	81 79	142	H	Col orado	65 69				
				42	H	Purdue	81 68	94	A	Al abama	60 65	148	A	Weber St.	85 58				
				47	H	Oregon St.	58 69					175	A	Washi ngton	74 65				
												179	H	UT Ar l ington	71 41				
												189	H	Nevada	87 61				
												194	H	Oral Roberts	71 50				
												228	H	Pepperdi ne	89 65				
												277	A	Ari zona	80 56				
												277	H	Ari zona	89 55				
												296	A	Utah St.	79 44				
												314	H	Incarnate Word	90 31				
LAST 12 Di v i s i o n I GAMES:																			
				34	A	Cal i forn i a	73 84					277	A	Ari zona	80 56				
				14	A	Stanford	49 70					33	A	Ari zona St.	58 56				
				142	A	Col orado	78 74					51	H	Southern Cal i forn i a	47 58				
				142	H	Col orado	65 69					10	H	UCLA	74 81				
				11	H	Oregon	68 84					87	A	Washi ngton St.	81 79				
				47	H	Oregon St.	58 69					175	A	Washi ngton	74 65				

Non-Di v I Games:

Utah

Average RPI Win: 178

Average RPI Loss: 173

WON-LOST
RECORDWINNING
PCT. RANKLAST 10
GAMESSTRENGTH OF
SCHEDULEOPP. STRENGTH
OF SCHEDULETEAM
RPIADJ.
RPICONF.
RPIADJ CONF.
RPIDIV. I ONLY
DIV. I NON-CONF.4- 19
1- 9318
3182- 8
0- 0163
221210
328296
325296
32516
1516
15

TOTALS

RPI 1-25

RPI 26-50

W-L RECORDS

RPI 51-100

RPI 101-999

RPI 201+

4- 19

0- 0

0- 1

OVERALL

0- 5

4- 13

1- 6

3- 6

0- 0

0- 0

HOME

0- 3

3- 3

1- 1

1- 11

0- 0

0- 0

AWAY

0- 2

1- 9

0- 4

0- 2

0- 0

0- 1

NEUTRAL

0- 0

0- 1

0- 1

1- 9

0- 0

0- 1

NON-CONFERENCE

0- 1

1- 7

0- 4

0- 3

0- 0

0- 0

HOME

0- 1

0- 2

0- 1

1- 4

0- 0

0- 0

AWAY

0- 0

1- 4

0- 2

0- 2

0- 0

0- 1

NEUTRAL

0- 0

0- 1

0- 1

3- 10

0- 0

0- 0

CONFERENCE

0- 4

3- 6

1- 2

3- 3

0- 0

0- 0

HOME

0- 2

3- 1

1- 0

0- 7

0- 0

0- 0

AWAY

0- 2

0- 5

0- 2

0- 0

0- 0

0- 0

NEUTRAL

0- 0

0- 0

0- 0

RPI 1-25

RPI 26-50

RPI 51-100

RPI 101+

Team's RPI: 296

RPI S Opponent Score

RPI S Opponent Score

RPI S Opponent Score

RPI S Opponent Score

47 N Oregon St. 55 94

70 A Wyoming 44 61

116 A Colorado St. 45 56

70 H Wyoming 46 64

125 A BYU 76 69

86 A New Mexico 47 80

143 A Idaho St. 44 64

89 H UNLV 54 63

146 A Fresno St. 56 57

91 H Utah 44 79

146 H Fresno St. 60 52

172 A UC Irvine 84 87

177 A Boise St. 60 68

177 H Boise St. 42 64

181 H Denver 72 74

189 H Nevada 79 57

232 N Montana St. 52 64

251 H San Diego St. 62 58

252 A San Jose St. 66 79

277 H Arizona 49 65

310 A Air Force 50 57

324 A Southern Utah 67 70

327 A Utah Valley 43 61

LAST 12 Division I GAMES:

177 A Boise St. 60 68

177 H Boise St. 42 64

70 H Wyoming 46 64

189 H Nevada 79 57

86 A New Mexico 47 80

116 A Colorado St. 45 56

146 H Fresno St. 60 52

89 H UNLV 54 63

310 A Air Force 50 57

146 A Fresno St. 56 57

70 A Wyoming 44 61

251 H San Diego St. 62 58

Non-Div I Games:

Dixie St.

92 72

Utah St.

Average RPI Win:	285	WON-LOST	WINNING	LAST 10	STRENGTH OF	OPP. STRENGTH	TEAM	ADJ.	CONF.	ADJ CONF.
Average RPI Loss:	211	RECORD	PCT. RANK	GAMES	SCHEDULE	OF SCHEDULE	RPI	RPI	RPI	RPI
DIV. I ONLY	8- 14	251	4- 6	345	292	327	327	30	30	
DIV. I NON-CONF.	4- 9	249	0- 2	318	274	328	328	31	31	

TOTALS	RPI 1-25	RPI 26-50	W-L RECORDS	RPI 51-100	RPI 101-999	RPI 201+				
8- 14	0- 0	0- 1	OVERALL	0- 0	8- 13	7- 8				
6- 5	0- 0	0- 0	HOME	0- 0	6- 5	5- 4				
2- 9	0- 0	0- 0	AWAY	0- 0	2- 1	2- 1				
0- 0	0- 0	0- 0	NEUTRAL	0- 0	0- 0	0- 0				
4- 9	0- 0	0- 1	NON-CONFERENCE	0- 0	4- 8	3- 3				
4- 2	0- 0	0- 0	HOME	0- 0	4- 2	3- 1				
0- 7	0- 0	0- 1	AWAY	0- 0	0- 6	0- 2				
0- 0	0- 0	0- 0	NEUTRAL	0- 0	0- 0	0- 0				
4- 5	0- 0	0- 0	CONFERENCE	0- 0	4- 5	4- 5				
2- 3	0- 0	0- 0	HOME	0- 0	2- 3	2- 3				
2- 2	0- 0	0- 0	AWAY	0- 0	2- 2	2- 2				
0- 0	0- 0	0- 0	NEUTRAL	0- 0	0- 0	0- 0				

RPI 1-25				RPI 26-50				RPI 51-100				RPI 101+ Team's RPI: 327			
RPI	S	Opponent	Score	RPI	S	Opponent	Score	RPI	S	Opponent	Score	RPI	S	Opponent	Score
				47	A	Oregon St.	41 98					125	A	BYU	54 75
												143	H	Idaho St.	58 70
												148	A	Weber St.	57 75
												152	H	Cal Poly	89 70
												180	A	Eastern Wash.	41 61
												181	A	Denver	53 72
												218	H	Seattle U	75 77
												224	A	CSU Bakersfield	58 63
												228	A	Pepperdine	44 71
												241	H	New Mexico St.	72 82
												264	A	Grand Canyon	61 81
												267	A	UMKC	66 59
												267	H	UMKC	68 65
												296	H	Utah St.	61 43
												309	A	Portland	64 71
												310	H	Air Force	59 56
												313	H	Cal St. Fullerton	36 73
												321	H	UTRGV	69 60
												324	H	Southern Utah	69 61
												339	A	Chicago St.	68 30
												339	H	Chicago St.	74 84

LAST 12 Division I GAMES:															
				267	H	UMKC	68 65	339	A	Chicago St.	68 30				
				339	H	Chicago St.	74 84	267	A	UMKC	66 59				
				218	H	Seattle U	75 77	224	A	CSU Bakersfield	58 63				
				264	A	Grand Canyon	61 81	181	A	Denver	53 72				
				241	H	New Mexico St.	72 82	313	H	Cal St. Fullerton	36 73				
				321	H	UTRGV	69 60	152	H	Cal Poly	89 70				

Non-Div I Games: Dixie St. 72 63 Antelope Valley 78 54

Utah Valley

Loss, Non-Conf, S Site, H Home A Away N Neutral

Average RPI Win:	276	WON-LOST	WINNING	LAST 10	STRENGTH OF	OPP. STRENGTH	TEAM	ADJ.	CONF.	ADJ CONF.
Average RPI Loss:	150	RECORD	PCT. RANK	GAMES	SCHEDULE	OF SCHEDULE	RPI	RPI	RPI	RPI
DIV. I ONLY	6- 18	294	3- 7	199	193	285	285	12	12	
DIV. I NON-CONF.	3- 9	280	0- 0	261	282	304	304	10	10	

TOTALS	RPI 1-25	RPI 26-50	W-L RECORDS	RPI 51-100	RPI 101-999	RPI 201+				
6- 18	0- 0	0- 2	OVERALL	0- 6	6- 10	5- 5				
4- 6	0- 0	0- 0	HOME	0- 3	4- 3	3- 0				
1- 10	0- 0	0- 0	AWAY	0- 0	1- 0	1- 0				
1- 2	0- 0	0- 0	NEUTRAL	0- 2	1- 0	1- 0				
3- 9	0- 0	0- 1	NON-CONFERENCE	0- 2	3- 6	3- 3				
2- 2	0- 0	0- 0	HOME	0- 0	2- 2	2- 0				
0- 5	0- 0	0- 1	AWAY	0- 0	0- 4	0- 3				
1- 2	0- 0	0- 0	NEUTRAL	0- 2	1- 0	1- 0				
3- 9	0- 0	0- 1	CONFERENCE	0- 4	3- 4	2- 2				
2- 4	0- 0	0- 0	HOME	0- 3	2- 1	1- 0				
1- 5	0- 0	0- 1	AWAY	0- 1	1- 3	1- 2				
0- 0	0- 0	0- 0	NEUTRAL	0- 0	0- 0	0- 0				

RPI 1-25				RPI 26-50				RPI 51-100				RPI 101+				Team's RPI: 285							
RPI	S	Opponent	Score	RPI	S	Opponent	Score	RPI	S	Opponent	Score	RPI	S	Opponent	Score								
39	A	Dayton	64 74	46	A	Minnesota	63 108	56	N	Mercer	54 70	132	H	Georgetown	59 71								
								67	A	Duquesne	71 80	156	A	Radford	62 79								
								67	H	Duquesne	51 70	160	A	Saint Joseph's	41 79								
								69	H	Fordham	54 64	160	H	Saint Joseph's	56 54								
								73	N	Penn	52 82	199	H	Richmond	68 77								
								95	H	George Washington	39 61	200	H	Norfolk St.	52 66								
												220	A	UNCG	61 74								
												235	A	La Salle	57 62								
												256	H	St. Bonaventure	77 75								
												281	A	UNCW	67 83								
												283	A	Massachusetts	75 79								
												284	H	Old Dominion	68 39								
												298	H	Coppin St.	62 47								
												319	A	Georgia St.	56 61								
												325	N	Long Beach St.	69 59								
												332	A	Rhode Island	61 49								
LAST 12 Division I GAMES:																							
256	H	St. Bonaventure	77 75	67	A	Duquesne	71 80	39	A	Dayton	64 74	160	H	Saint Joseph's	56 54	199	H	Richmond	68 77	235	A	La Salle	57 62
283	A	Massachusetts	75 79	69	H	Fordham	54 64	332	A	Rhode Island	61 49	67	H	Duquesne	51 70	95	H	George Washington	39 61	160	A	Saint Joseph's	41 79

Non-Div I Games:

VCU

Average RPI Win:	315	WON-LOST	WINNING	LAST 10	STRENGTH OF	OPP. STRENGTH	TEAM	ADJ.	CONF.	ADJ CONF.
Average RPI Loss:	161	RECORD	PCT. RANK	GAMES	SCHEDULE	OF SCHEDULE	RPI	RPI	RPI	RPI
DIV. I ONLY	9- 12	217	4- 6	342	259	279	279	24	24	
DIV. I NON-CONF.	5- 4	146	0- 0	338	261	235	235	22	22	

TOTALS	RPI 1-25	RPI 26-50	W-L RECORDS	RPI 51-100	RPI 101-999	RPI 201+				
9- 12	0- 0	0- 1	OVERALL	0- 3	9- 8	9- 5				
6- 2	0- 0	0- 0	HOME	0- 0	6- 2	6- 2				
3- 10	0- 0	0- 0	AWAY	0- 0	3- 0	3- 0				
0- 0	0- 0	0- 0	NEUTRAL	0- 0	0- 0	0- 0				
5- 4	0- 0	0- 1	NON-CONFERENCE	0- 2	5- 1	5- 1				
3- 0	0- 0	0- 0	HOME	0- 0	3- 0	3- 0				
2- 4	0- 0	0- 1	AWAY	0- 2	2- 1	2- 1				
0- 0	0- 0	0- 0	NEUTRAL	0- 0	0- 0	0- 0				
4- 8	0- 0	0- 0	CONFERENCE	0- 1	4- 7	4- 4				
3- 2	0- 0	0- 0	HOME	0- 0	3- 2	3- 2				
1- 6	0- 0	0- 0	AWAY	0- 1	1- 5	1- 2				
0- 0	0- 0	0- 0	NEUTRAL	0- 0	0- 0	0- 0				

RPI 1-25				RPI 26-50				RPI 51-100				RPI 101+ Team's RPI: 279			
RPI	S	Opponent	Score	RPI	S	Opponent	Score	RPI	S	Opponent	Score	RPI	S	Opponent	Score
				42	A	Purdue	49 95	85	A	Drake	50 86	108	A	Missouri St.	60 83
								88	A	Liberty	40 61	144	A	UNI	56 77
								90	A	Miami (OH)	68 77	164	A	Southern Ill.	63 74
												203	A	Bowling Green	77 90
												248	A	Bradley	58 69
												248	H	Bradley	69 88
												254	A	Illinois St.	55 63
												254	H	Illinois St.	56 50
												263	H	Indiana St.	54 67
												264	H	Grand Canyon	80 75
												307	A	Loyola Chicago	63 53
												307	H	Loyola Chicago	76 60
												320	H	Fort Wayne	68 50
												339	H	Chicago St.	71 60
												344	A	Eastern Ill.	76 67
												348	H	Evansville	101 59
												349	A	Longwood	81 68

LAST 12 Division I GAMES:															
				307	A	Loyola Chicago	63 53	108	A	Missouri St.	60 83				
				254	A	Illinois St.	55 63	307	H	Loyola Chicago	76 60				
				248	A	Bradley	58 69	248	H	Bradley	69 88				
				263	H	Indiana St.	54 67	254	H	Illinois St.	56 50				
				348	H	Evansville	101 59	144	A	UNI	56 77				
				164	A	Southern Ill.	63 74	85	A	Drake	50 86				

Non-Div I Games: Ind.-Northwest 99 59 Ind.-Kokomo 81 47

Valparaiso

Loss, Non-Conf, S Site, H Home A Away N Neutral

Average RPI Win:	134	WON-LOST	WINNING	LAST 10	STRENGTH OF	OPP. STRENGTH	TEAM	ADJ.	CONF.	ADJ CONF.
Average RPI Loss:	54	RECORD	PCT. RANK	GAMES	SCHEDULE	OF SCHEDULE	RPI	RPI	RPI	RPI
DIV. I ONLY	6- 19	300	2- 8	5	14	121	121	2	2	
DIV. I NON-CONF.	4- 10	267	1- 0	22	23	147	147	2	2	

TOTALS	RPI 1-25	RPI 26-50	W-L RECORDS	RPI 51-100	RPI 101-999	RPI 201+				
6- 19	0- 9	0- 4	OVERALL	2- 2	4- 4	1- 0				
3- 10	0- 6	0- 1	HOME	1- 1	2- 2	1- 0				
3- 7	0- 3	0- 2	AWAY	1- 1	2- 1	0- 0				
0- 2	0- 0	0- 1	NEUTRAL	0- 0	0- 1	0- 0				
4- 10	0- 2	0- 3	NON-CONFERENCE	1- 1	3- 4	1- 0				
2- 5	0- 1	0- 1	HOME	0- 1	2- 2	1- 0				
2- 3	0- 1	0- 1	AWAY	1- 0	1- 1	0- 0				
0- 2	0- 0	0- 1	NEUTRAL	0- 0	0- 1	0- 0				
2- 9	0- 7	0- 1	CONFERENCE	1- 1	1- 0	0- 0				
1- 5	0- 5	0- 0	HOME	1- 0	0- 0	0- 0				
1- 4	0- 2	0- 1	AWAY	0- 1	1- 0	0- 0				
0- 0	0- 0	0- 0	NEUTRAL	0- 0	0- 0	0- 0				

RPI 1-25				RPI 26-50				RPI 51-100				RPI 101+ Team's RPI: 121			
RPI	S	Opponent	Score	RPI	S	Opponent	Score	RPI	S	Opponent	Score	RPI	S	Opponent	Score
4	A	Louisville	57 79	26	A	LSU	65 85	71	H	Belmont	74 111	101	A	Tulane	59 71
7	A	Tennessee	73 86	28	A	Central Mich.	75 92	94	A	Alabama	75 77	103	A	Saint Louis	74 69
7	H	Tennessee	64 74	36	N	Syracuse	78 84	95	A	George Washington	69 59	114	H	Middle Tenn.	54 65
16	H	Missouri	70 81	41	H	Ball St.	79 88	97	H	Kentucky	70 55	119	H	Iowa St.	77 74
17	H	NC State	72 83									131	A	Ole Miss	75 72
18	H	Texas A&M	67 91									185	N	Wisconsin	71 73
19	H	South Carolina	82 95									190	H	Memphis	60 71
22	A	Georgia	55 67									261	H	Lipscomb	92 82
22	H	Georgia	52 81												
LAST 12 Division I GAMES:															
22	A	Georgia	55 67	97	H	Kentucky	70 55								
7	H	Tennessee	64 74	16	H	Missouri	70 81								
131	A	Ole Miss	75 72	7	A	Tennessee	73 86								
18	H	Texas A&M	67 91	22	H	Georgia	52 81								
94	A	Alabama	75 77	26	A	LSU	65 85								
19	H	South Carolina	82 95	261	H	Lipscomb	92 82								

Non-Div I Games:

Vanderbilt

Average RPI Win: 232	WON-LOST RECORD	WINNING PCT. RANK	LAST 10 GAMES	STRENGTH OF SCHEDULE	OPP. STRENGTH OF SCHEDULE	TEAM RPI	ADJ. RPI	CONF. RPI	ADJ CONF. RPI
Average RPI Loss: 178									
DIV. I ONLY	7- 17	278	3- 7	237	221	287	287	20	20
DIV. I NON-CONF.	2- 10	300	0- 0	247	157	332	332	24	24

TOTALS	RPI 1-25	RPI 26-50	W-L RECORDS	RPI 51-100	RPI 101-999	RPI 201+			
7- 17	0- 0	0- 1	OVERALL	1- 4	6- 12	4- 6			
5- 8	0- 0	0- 0	HOME	1- 2	4- 6	3- 2			
2- 9	0- 0	0- 0	AWAY	0- 0	2- 0	1- 0			
0- 0	0- 0	0- 0	NEUTRAL	0- 0	0- 0	0- 0			
2- 10	0- 0	0- 1	NON-CONFERENCE	0- 2	2- 7	2- 4			
2- 5	0- 0	0- 0	HOME	0- 2	2- 3	2- 1			
0- 5	0- 0	0- 1	AWAY	0- 0	0- 4	0- 3			
0- 0	0- 0	0- 0	NEUTRAL	0- 0	0- 0	0- 0			
5- 7	0- 0	0- 0	CONFERENCE	1- 2	4- 5	2- 2			
3- 3	0- 0	0- 0	HOME	1- 0	2- 3	1- 1			
2- 4	0- 0	0- 0	AWAY	0- 2	2- 2	1- 1			
0- 0	0- 0	0- 0	NEUTRAL	0- 0	0- 0	0- 0			

RPI 1-25				RPI 26-50				RPI 51-100				RPI 101+				Team's RPI: 287	
RPI	S	Opponent	Score	RPI	S	Opponent	Score	RPI	S	Opponent	Score	RPI	S	Opponent	Score		
				48	A	Miami (FL)	49 73					115	A	Dartmouth	56 66		
								58	H	American	62 64	138	H	Northeastern	66 71		
								75	H	James Madison	56 68	151	H	Binghamton	48 62		
								79	A	Maine	55 64	154	H	Hartford	53 47		
								80	A	Albany (NY)	55 67	183	A	New Hampshire	58 53		
								80	H	Albany (NY)	62 57	183	H	New Hampshire	49 52		
												197	A	Stony Brook	57 80		
												198	H	Boston U.	41 57		
												209	H	Columbia	66 73		
												237	H	Howard	88 65		
												243	A	Holy Cross	53 64		
												273	A	Rider	49 64		
												291	H	Central Conn. St.	62 48		
												303	A	FIU	70 80		
												329	A	UMBC	72 58		
												329	H	UMBC	51 52		
												347	A	UMass Lowell	60 65		
												347	H	UMass Lowell	63 55		
LAST 12 Division I GAMES:																	
				347	A	UMass Lowell	60 65	154	H	Hartford	53 47						
				80	H	Albany (NY)	62 57	183	H	New Hampshire	49 52						
				183	A	New Hampshire	58 53	79	A	Maine	55 64						
				329	H	UMBC	51 52	197	A	Stony Brook	57 80						
				151	H	Binghamton	48 62	329	A	UMBC	72 58						
				80	A	Albany (NY)	55 67	347	H	UMass Lowell	63 55						

Non-Div I Games: Norwich 75 31

Vermont

Average RPI Win:	130	WON-LOST	WINNING	LAST 10	STRENGTH OF	OPP. STRENGTH	TEAM	ADJ.	CONF.	ADJ CONF.
Average RPI Loss:	61	RECORD	PCT. RANK	GAMES	SCHEDULE	OF SCHEDULE	RPI	RPI	RPI	RPI
DIV. I ONLY	20- 5	28	7- 3	50	61	23	23	6	6	
DIV. I NON-CONF.	10- 1	15	0- 1	20	112	8	8	6	6	

TOTALS	RPI 1-25	RPI 26-50	W-L RECORDS	RPI 51-100	RPI 101-999	RPI 201+				
20- 5	2- 0	1- 2	OVERALL	3- 2	14- 1	4- 0				
7- 3	2- 0	0- 1	HOME	1- 1	4- 1	1- 0				
10- 2	0- 0	1- 1	AWAY	0- 1	9- 0	3- 0				
3- 0	0- 0	0- 0	NEUTRAL	2- 0	1- 0	0- 0				
10- 1	1- 0	1- 0	NON-CONFERENCE	2- 1	6- 0	2- 0				
2- 1	1- 0	0- 0	HOME	0- 1	1- 0	0- 0				
5- 0	0- 0	1- 0	AWAY	0- 0	4- 0	2- 0				
3- 0	0- 0	0- 0	NEUTRAL	2- 0	1- 0	0- 0				
10- 4	1- 0	0- 2	CONFERENCE	1- 1	8- 1	2- 0				
5- 2	1- 0	0- 1	HOME	1- 0	3- 1	1- 0				
5- 2	0- 0	0- 1	AWAY	0- 1	5- 0	1- 0				
0- 0	0- 0	0- 0	NEUTRAL	0- 0	0- 0	0- 0				

RPI 1-25				RPI 26-50				RPI 51-100				RPI 101+			
RPI	S	Opponent	Score	RPI	S	Opponent	Score	RPI	S	Opponent	Score	RPI	S	Opponent	Score
15	H	Duke	64 55	32	H	Marquette	57 67	54	A	St. John's (NY)	64 70	102	A	Seton Hall	67 59
24	H	DePaul	84 58	35	A	Princeton	62 59	54	H	St. John's (NY)	69 52	102	H	Seton Hall	59 53
				38	A	Creighton	54 69	58	N	American	65 60	107	A	Butler	69 67
								73	H	Penn	77 79	107	H	Butler	53 76
								75	N	James Madison	60 57	132	A	Georgetown	60 58
												132	H	Georgetown	68 67
												154	A	Hartford	71 53
												160	H	Saint Joseph's	79 44
												161	N	Lehigh	62 42
												182	A	Temple	69 65
												195	A	Providence	63 55
												212	A	Xavier	89 50
												212	H	Xavier	75 57
												235	A	La Salle	76 49
												258	A	Fairfield	73 44

LAST 12 Division I GAMES:															
102	H	Seton Hall	59 53	24	H	DePaul	84 58	73	H	Penn	77 79	102	A	Seton Hall	67 59
54	H	St. John's (NY)	69 52	54	A	St. John's (NY)	64 70	132	A	Georgetown	60 58	132	H	Georgetown	68 67
107	A	Butler	69 67	212	A	Xavier	89 50	102	A	Seton Hall	67 59	154	A	Hartford	71 53
212	A	Xavier	75 57	32	H	Marquette	57 67	212	H	Xavier	75 57	160	H	Saint Joseph's	79 44

Non-Div I Games:

Villanova

Average RPI Win:	129	WON-LOST	WINNING	LAST 10	STRENGTH OF	OPP. STRENGTH	TEAM	ADJ.	CONF.	ADJ CONF.
Average RPI Loss:	21	RECORD	PCT. RANK	GAMES	SCHEDULE	OF SCHEDULE	RPI	RPI	RPI	RPI
DIV. I ONLY	16- 9	92	7- 3	7	12	29	29	1	1	
DIV. I NON-CONF.	7- 6	165	0- 0	12	20	70	70	1	1	

TOTALS	RPI 1-25	RPI 26-50	W-L RECORDS	RPI 51-100	RPI 101-999	RPI 201+				
16- 9	1- 7	1- 1	OVERALL	6- 1	8- 0	5- 0				
10- 4	0- 3	1- 0	HOME	2- 1	7- 0	4- 0				
4- 5	1- 4	0- 1	AWAY	2- 0	1- 0	1- 0				
2- 0	0- 0	0- 0	NEUTRAL	2- 0	0- 0	0- 0				
7- 6	0- 4	0- 1	NON-CONFERENCE	3- 1	4- 0	4- 0				
5- 3	0- 2	0- 0	HOME	1- 1	4- 0	4- 0				
0- 3	0- 2	0- 1	AWAY	0- 0	0- 0	0- 0				
2- 0	0- 0	0- 0	NEUTRAL	2- 0	0- 0	0- 0				
9- 3	1- 3	1- 0	CONFERENCE	3- 0	4- 0	1- 0				
5- 1	0- 1	1- 0	HOME	1- 0	3- 0	0- 0				
4- 2	1- 2	0- 0	AWAY	2- 0	1- 0	1- 0				
0- 0	0- 0	0- 0	NEUTRAL	0- 0	0- 0	0- 0				

RPI 1-25				RPI 26-50				RPI 51-100				RPI 101+			
RPI	S	Opponent	Score	RPI	S	Opponent	Score	RPI	S	Opponent	Score	RPI	S	Opponent	Score
3	A	Mississippi St.	53 68	36	H	Syracuse	68 63	65	A	Georgia Tech	62 56	104	H	North Carolina	82 70
4	H	Louisville	41 77	39	A	Dayton	46 61	66	A	Virginia Tech	64 62	141	H	Clemson	70 41
5	A	Florida St.	62 77					66	H	Virginia Tech	61 52	166	H	Pittsburgh	62 50
13	H	Maryland	59 60					67	H	Duquesne	63 74	205	H	Hampton	66 62
15	A	Duke	48 55					74	N	Indiana	82 72	206	A	Boston College	68 57
17	A	NC State	73 63					76	N	Ohio	77 59	220	H	UNCG	68 50
22	H	Georgia	61 64					78	H	Harvard	50 48	247	H	Manhattan	69 47
25	A	Rutgers	43 52									291	H	Central Conn. St.	103 59

LAST 12 Division I GAMES:															
66	A	Virginia Tech	64 62	15	A	Duke	48 55	206	A	Boston College	68 57	141	H	Clemson	70 41
5	A	Florida St.	62 77	4	H	Louisville	41 77	17	A	NC State	73 63	36	H	Syracuse	68 63
65	A	Georgia Tech	62 56	104	H	North Carolina	82 70	166	H	Pittsburgh	62 50				
66	H	Virginia Tech	61 52												

Non-Div I Games:

Virginia

Average RPI Win: 299	WON-LOST RECORD	WINNING PCT. RANK	LAST 10 GAMES	STRENGTH OF SCHEDULE	OPP. STRENGTH OF SCHEDULE	TEAM RPI	ADJ. RPI	CONF. RPI	ADJ CONF. RPI
Average RPI Loss: 196									
DIV. I ONLY	4- 18	312	2- 8	244	323	328	328	29	29
DIV. I NON-CONF.	1- 9	318	0- 0	134	240	299	299	29	29

TOTALS	RPI 1-25	RPI 26-50	W-L RECORDS	RPI 51-100	RPI 101-999	RPI 201+			
4- 18	0- 0	0- 1	OVERALL	0- 3	4- 14	4- 9			
3- 6	0- 0	0- 1	HOME	0- 0	3- 5	3- 2			
1- 12	0- 0	0- 0	AWAY	0- 3	1- 9	1- 7			
0- 0	0- 0	0- 0	NEUTRAL	0- 0	0- 0	0- 0			
1- 9	0- 0	0- 1	NON-CONFERENCE	0- 3	1- 5	1- 2			
1- 2	0- 0	0- 1	HOME	0- 0	1- 1	1- 0			
0- 7	0- 0	0- 0	AWAY	0- 3	0- 4	0- 2			
0- 0	0- 0	0- 0	NEUTRAL	0- 0	0- 0	0- 0			
3- 9	0- 0	0- 0	CONFERENCE	0- 0	3- 9	3- 7			
2- 4	0- 0	0- 0	HOME	0- 0	2- 4	2- 2			
1- 5	0- 0	0- 0	AWAY	0- 0	1- 5	1- 5			
0- 0	0- 0	0- 0	NEUTRAL	0- 0	0- 0	0- 0			

W
a
g
n
e
rW
a
g
n
e
r

RPI S Opponent	Score	RPI S Opponent	Score	RPI S Opponent	Score	RPI S Opponent	Score	Team's RPI: 328
		35 Princeton	37 58	66 Virginia Tech	32 99	120 Saint Francis (PA)	76 79	
				75 James Madison	45 68	137 Robert Morris	52 58	
				80 Albany (NY)	44 89	182 Temple	36 70	
						183 New Hampshire	53 65	
						197 Stony Brook	50 69	
						231 Lafayette	52 70	
						260 Towson	42 64	
						262 Mt. St. Mary's	56 79	
						272 LIU Brooklyn	69 74	
						272 LIU Brooklyn	52 44	
						276 Fairleigh Dickinson	64 74	
						280 St. Francis Brooklyn	76 80	
						280 St. Francis Brooklyn	50 47	
						289 Sacred Heart	49 61	
						289 Sacred Heart	55 72	
						291 Central Conn. St.	56 59	
						294 Bryant	75 66	
						349 Longwood	60 43	
LAST 12 Division I GAMES:								
289 Sacred Heart	49 61	280 St. Francis Brooklyn	76 80					
272 LIU Brooklyn	52 44	272 LIU Brooklyn	69 74					
280 St. Francis Brooklyn	50 47	289 Sacred Heart	55 72					
262 Mt. St. Mary's	56 79	276 Fairleigh Dickinson	64 74					
120 Saint Francis (PA)	76 79	291 Central Conn. St.	56 59					
137 Robert Morris	52 58	294 Bryant	75 66					

Non-Div I Games: Staten Island 63 58

Wagner

Average RPI Win: 196		WON-LOST	WINNING	LAST 10	STRENGTH OF		OPP. STRENGTH	TEAM	ADJ.	CONF.	ADJ CONF.
Loss: 54		RECORD	PCT. RANK	GAMES	SCHEDULE		OF SCHEDULE	RPI	RPI	RPI	RPI
DIV. I ONLY		11- 14	206	2- 8	48		36	106	106	1	1
DIV. I NON-CONF.		8- 5	111	0- 0	223		118	138	138	1	1
TOTALS		RPI 1-25	RPI 26-50		W-L RECORDS		RPI 51-100	RPI 101-999		RPI 201+	
11- 14	0- 7	1- 2		OVERALL		1- 2	9- 3		6- 1		
5- 7	0- 4	0- 1		HOME		1- 0	4- 2		3- 0		
6- 5	0- 3	1- 0		AWAY		0- 2	5- 0		3- 0		
0- 2	0- 0	0- 1		NEUTRAL		0- 0	0- 1		0- 1		
8- 5	0- 1	0- 1		NON-CONFERENCE		1- 1	7- 2		5- 1		
5- 1	0- 0	0- 0		HOME		1- 0	4- 1		3- 0		
3- 2	0- 1	0- 0		AWAY		0- 1	3- 0		2- 0		
0- 2	0- 0	0- 1		NEUTRAL		0- 0	0- 1		0- 1		
3- 9	0- 6	1- 1		CONFERENCE		0- 1	2- 1		1- 0		
0- 6	0- 4	0- 1		HOME		0- 0	0- 1		0- 0		
3- 3	0- 2	1- 0		AWAY		0- 1	2- 0		1- 0		
0- 0	0- 0	0- 0		NEUTRAL		0- 0	0- 0		0- 0		

RPI 1-25				
RPI	S	Opponent	Score	
1	H	Notre Dame	73	96
4	A	Louisville	52	89
5	H	Florida St.	79	81
15	A	Duke	51	59
15	H	Duke	67	80
17	H	NC State	68	82
25	A	Rutgers	51	65

RPI 26-50				
RPI	S	Opponent	Score	
36	H	Syracuse	61	71
46	N	Minnesota	81	93
48	A	Miami (FL)	61	50

RPI 51-100				
RPI	S	Opponent	Score	
62	H	Elon	53	51
65	A	Georgia Tech	67	79
83	A	Penn St.	58	68

RPI 101+				
RPI	S	Opponent	Score	
102	H	Seton Hall	57	67
104	H	North Carolina	76	79
166	A	Pittsburgh	58	49
186	H	Charlotte	71	69
199	A	Richmond	85	81
206	A	Boston College	67	59
212	A	Xavier	62	57
242	N	Hofstra	66	69
245	H	Texas Southern	73	56
255	A	Col. of Charleston	77	40
271	H	Appalachian St.	78	49
302	H	UMES	92	50

Team's RPI : 106				
RPI	S	Opponent	Score	
102	H	Seton Hall	57	67
104	H	North Carolina	76	79
166	A	Pittsburgh	58	49
186	H	Charlotte	71	69
199	A	Richmond	85	81
206	A	Boston College	67	59
212	A	Xavier	62	57
242	N	Hofstra	66	69
245	H	Texas Southern	73	56
255	A	Col. of Charleston	77	40
271	H	Appalachian St.	78	49
302	H	UMES	92	50

LAST 12 Division I GAMES:				
36	H	Syracuse	61	71
15	A	Duke	51	59
206	A	Boston College	67	59
4	A	Louisville	52	89
17	H	NC State	68	82
65	A	Georgia Tech	67	79
5	H	Florida St.	79	81
104	H	North Carolina	76	79
15	H	Duke	67	80
48	A	Miami (FL)	61	50
166	A	Pittsburgh	58	49
1	H	Notre Dame	73	96

Non-Div I Games:

Wake Forest

■ Loss, ■ Non-Conf, S Site, H Home A Away N Neutral

Average RPI Win:	170	WON-LOST	WINNING	LAST 10	STRENGTH OF	OPP. STRENGTH	TEAM	ADJ.	CONF.	ADJ CONF.
Average RPI Loss:	72	RECORD	PCT. RANK	GAMES	SCHEDULE	OF SCHEDULE	RPI	RPI	RPI	RPI
DIV. I ONLY	7- 18	285	1- 9	24	44	175	175	5	5	
DIV. I NON-CONF.	6- 5	153	0- 0	56	106	96	96	3	3	

TOTALS	RPI 1-25	RPI 26-50	W-L RECORDS	RPI 51-100	RPI 101-999	RPI 201+				
7- 18	0- 6	1- 4	OVERALL	1- 3	5- 5	3- 1				
5- 7	0- 2	0- 1	HOME	1- 2	4- 2	3- 0				
1- 9	0- 3	0- 3	AWAY	0- 1	1- 2	0- 1				
1- 2	0- 1	1- 0	NEUTRAL	0- 0	0- 1	0- 0				
6- 5	0- 2	1- 0	NON-CONFERENCE	0- 0	5- 3	3- 0				
4- 1	0- 0	0- 0	HOME	0- 0	4- 1	3- 0				
1- 2	0- 1	0- 0	AWAY	0- 0	1- 1	0- 0				
1- 2	0- 1	1- 0	NEUTRAL	0- 0	0- 1	0- 0				
1- 13	0- 4	0- 4	CONFERENCE	1- 3	0- 2	0- 1				
1- 6	0- 2	0- 1	HOME	1- 2	0- 1	0- 0				
0- 7	0- 2	0- 3	AWAY	0- 1	0- 1	0- 1				
0- 0	0- 0	0- 0	NEUTRAL	0- 0	0- 0	0- 0				

RPI 1-25				RPI 26-50				RPI 51-100				RPI 101+ Team's RPI: 175			
RPI	S	Opponent	Score	RPI	S	Opponent	Score	RPI	S	Opponent	Score	RPI	S	Opponent	Score
6	A	Ohio St.	76 85	33	A	Arizona St.	41 61	51	H	Southern Cal i forn i a	61 72	104	N	North Carolina	78 90
9	N	Texas	68 92	34	A	Cal i forn i a	60 69	87	A	Washington St.	75 78	125	H	BYU	80 72
10	H	UCLA	69 86	38	N	Creighton	67 64	87	H	Washington St.	56 49	142	H	Col orado	61 66
11	A	Oregon	83 94	47	A	Oregon St.	63 75	91	H	Utah	65 74	143	H	Idaho St.	59 79
11	H	Oregon	63 76	47	H	Oregon St.	57 95					149	A	Idaho	81 69
14	A	Stanford	45 71									177	A	Boise St.	62 85

LAST 12 Division I GAMES:															
47	H	Oregon St.	57 95	87	H	Washington St.	56 49								
11	H	Oregon	63 76	87	A	Washington St.	75 78								
277	A	Arizona	70 72	14	A	Stanford	45 71								
33	A	Arizona St.	41 61	34	A	Cal i forn i a	60 69								
51	H	Southern Cal i forn i a	61 72	142	H	Col orado	61 66								
10	H	UCLA	69 86	91	H	Utah	65 74								

Non-Div I Games:

Washington

Average RPI Win:	244	WON-LOST	WINNING	LAST 10	STRENGTH OF	OPP. STRENGTH	TEAM	ADJ.	CONF.	ADJ CONF.
Average RPI Loss:	129	RECORD	PCT. RANK	GAMES	SCHEDULE	OF SCHEDULE	RPI	RPI	RPI	RPI
DIV. I ONLY	14- 7	78	7- 3	321	129	148	148	19	19	
DIV. I NON-CONF.	6- 3	87	0- 0	314	170	177	177	13	13	

TOTALS	RPI 1-25	RPI 26-50	W-L RECORDS	RPI 51-100	RPI 101-999	RPI 201+				
14- 7	0- 1	1- 1	OVERALL	0- 1	13- 4	9- 1				
9- 1	0- 0	1- 0	HOME	0- 1	8- 0	6- 0				
5- 6	0- 1	0- 1	AWAY	0- 0	5- 4	3- 1				
0- 0	0- 0	0- 0	NEUTRAL	0- 0	0- 0	0- 0				
6- 3	0- 1	0- 0	NON-CONFERENCE	0- 1	6- 1	5- 0				
4- 1	0- 0	0- 0	HOME	0- 1	4- 0	4- 0				
2- 2	0- 1	0- 0	AWAY	0- 0	2- 1	1- 0				
0- 0	0- 0	0- 0	NEUTRAL	0- 0	0- 0	0- 0				
8- 4	0- 0	1- 1	CONFERENCE	0- 0	7- 3	4- 1				
5- 0	0- 0	1- 0	HOME	0- 0	4- 0	2- 0				
3- 4	0- 0	0- 1	AWAY	0- 0	3- 3	2- 1				
0- 0	0- 0	0- 0	NEUTRAL	0- 0	0- 0	0- 0				

RPI 1-25				RPI 26-50				RPI 51-100				RPI 101+ Team's RPI: 148			
RPI	S	Opponent	Score	RPI	S	Opponent	Score	RPI	S	Opponent	Score	RPI	S	Opponent	Score
11	A	Oregon	87 114	31	A	Northern Colo.	69 71	91	H	Utah	58 85	139	A	Portland St.	64 77
				31	H	Northern Colo.	82 73					143	A	Idaho St.	76 70
												143	H	Idaho St.	84 73
												146	A	Fresno St.	78 81
												169	A	North Dakota	67 80
												169	H	North Dakota	80 69
												201	A	CSUN	64 61
												228	H	Pepperdine	71 61
												268	A	Sacramento St.	78 56
												309	A	Portland	91 70
												310	H	Air Force	62 52
												314	H	Incarnate Word	79 55
												318	A	Northern Ariz.	75 76
												318	H	Northern Ariz.	77 63
												324	A	Southern Utah	77 64
												324	H	Southern Utah	65 50
												327	H	Utah Valley	75 57

LAST 12 Division I GAMES:															
				31	A	Northern Colo.	69 71	268	A	Sacramento St.	78 56				
				169	A	North Dakota	67 80	169	H	North Dakota	80 69				
				318	H	Northern Ariz.	77 63	31	H	Northern Colo.	82 73				
				324	H	Southern Utah	65 50	324	A	Southern Utah	77 64				
				143	H	Idaho St.	84 73	318	A	Northern Ariz.	75 76				
				139	A	Portland St.	64 77	143	A	Idaho St.	76 70				

Non-Div I Games: Westminster (UT) 64 58 Antelope Valley 80 70

Weber St.

Average RPI Win:	170	WON-LOST	WINNING	LAST 10	STRENGTH OF	OPP. STRENGTH	TEAM	ADJ.	CONF.	ADJ CONF.
Average RPI Loss:	35	RECORD	PCT. RANK	GAMES	SCHEDULE	OF SCHEDULE	RPI	RPI	RPI	RPI
DIV. I ONLY	18- 7	58	5- 5	78	52	53	53	4	4	
DIV. I NON-CONF.	12- 0	1	0- 0	165	153	20	20	5	5	

TOTALS	RPI 1-25	RPI 26-50	W-L RECORDS	RPI 51-100	RPI 101-999	RPI 201+				
18- 7	1- 3	0- 2	OVERALL	3- 2	14- 0	8- 0				
9- 4	0- 2	0- 0	HOME	0- 2	9- 0	7- 0				
5- 3	1- 1	0- 2	AWAY	1- 0	3- 0	1- 0				
4- 0	0- 0	0- 0	NEUTRAL	2- 0	2- 0	0- 0				
12- 0	1- 0	0- 0	NON-CONFERENCE	2- 0	9- 0	6- 0				
7- 0	0- 0	0- 0	HOME	0- 0	7- 0	6- 0				
1- 0	1- 0	0- 0	AWAY	0- 0	0- 0	0- 0				
4- 0	0- 0	0- 0	NEUTRAL	2- 0	2- 0	0- 0				
6- 7	0- 3	0- 2	CONFERENCE	1- 2	5- 0	2- 0				
2- 4	0- 2	0- 0	HOME	0- 2	2- 0	1- 0				
4- 3	0- 1	0- 2	AWAY	1- 0	3- 0	1- 0				
0- 0	0- 0	0- 0	NEUTRAL	0- 0	0- 0	0- 0				

RPI 1-25				RPI 26-50				RPI 51-100				Team's RPI : 53				RPI 101+			
RPI	S	Opponent	Score	RPI	S	Opponent	Score	RPI	S	Opponent	Score	RPI	S	Opponent	Score	RPI	S	Opponent	Score
8	H	Bayl or	72 83	30	A	Okl ahoma	57 76	59	A	TCU	87 82	107	N	Butler	75 68				
9	A	Texas	58 79	45	A	Okl ahoma St.	73 79	59	H	TCU	74 76	119	A	Iowa St.	69 59				
9	H	Texas	55 73					61	N	Drexel	75 42	119	H	Iowa St.	57 49				
18	A	Texas A&M	70 56					66	N	Vi rgini a Tech	79 61	156	N	Radford	75 55				
								84	H	Kansas St.	52 60	165	A	Kansas	74 54				
												166	H	Pittsburgh	73 52				
												216	H	Morehead St.	66 56				
												227	A	Texas Tech	74 60				
												227	H	Texas Tech	82 52				
												239	H	North Florida	87 59				
												265	H	Morgan St.	84 41				
												268	H	Sacramento St.	101 47				
												291	H	Central Conn. St.	102 52				
												298	H	Coppi n St.	101 43				
LAST 12 Division I GAMES:																			
227	A	Texas Tech	74 60	45	A	Oklahoma St.	73 79	59	H	TCU	74 76								
9	H	Texas	55 73	165	A	Kansas	74 54	119	H	Iowa St.	57 49								
30	A	Oklahoma	57 76	84	H	Kansas St.	52 60	9	A	Texas	58 79								
8	H	Bayl or	72 83																
227	H	Texas Tech	82 52																
119	A	Iowa St.	69 59																

Non-Div I Games:

West Virginia

Average RPI Win:	229	WON-LOST	WINNING	LAST 10	STRENGTH OF	OPP. STRENGTH	TEAM	ADJ.	CONF.	ADJ CONF.
Average RPI Loss:	180	RECORD	PCT. RANK	GAMES	SCHEDULE	OF SCHEDULE	RPI	RPI	RPI	RPI
DIV. I ONLY	3- 21	331	1- 8	151	278	312	312	17	17	
DIV. I NON-CONF.	2- 11	305	0- 0	166	336	312	312	16	16	

TOTALS	RPI 1-25	RPI 26-50	W-L RECORDS	RPI 51-100	RPI 101-999	RPI 201+				
3- 21	0- 2	0- 0	OVERALL	0- 3	3- 16	2- 8				
2- 8	0- 0	0- 0	HOME	0- 1	2- 7	1- 4				
1- 13	0- 2	0- 0	AWAY	0- 2	1- 9	1- 4				
0- 0	0- 0	0- 0	NEUTRAL	0- 0	0- 0	0- 0				
2- 11	0- 2	0- 0	NON-CONFERENCE	0- 0	2- 9	1- 6				
2- 3	0- 0	0- 0	HOME	0- 0	2- 3	1- 2				
0- 8	0- 2	0- 0	AWAY	0- 0	0- 6	0- 4				
0- 0	0- 0	0- 0	NEUTRAL	0- 0	0- 0	0- 0				
1- 10	0- 0	0- 0	CONFERENCE	0- 3	1- 7	1- 2				
0- 5	0- 0	0- 0	HOME	0- 1	0- 4	0- 2				
1- 5	0- 0	0- 0	AWAY	0- 2	1- 3	1- 0				
0- 0	0- 0	0- 0	NEUTRAL	0- 0	0- 0	0- 0				

RPI 1-25				RPI 26-50				RPI 51-100				RPI 101+ Team's RPI: 312			
RPI	S	Opponent	Score	RPI	S	Opponent	Score	RPI	S	Opponent	Score	RPI	S	Opponent	Score
19	A	South Carolina	43 101					56	A	Mercer	50 72	123	A	ETSU	50 66
22	A	Georgia	50 76					100	A	Chattanooga	32 47	123	H	ETSU	46 76
								100	H	Chattanooga	41 58	156	H	Radford	39 27
												158	H	Davidson	57 70
												159	A	Samford	54 62
												174	A	High Point	69 75
												188	A	Furman	46 66
												188	H	Furman	59 68
												191	A	UT Martin	54 62
												217	A	N. C. A&T	59 68
												220	H	UNCG	67 88
												221	A	Gardner-Webb	67 70
												229	H	UNC Asheville	62 52
												249	A	Campbell	51 58
												301	A	Wofford	68 62
												301	H	Wofford	48 54
												305	H	Eastern Ky.	59 62
												317	A	South Carolina St.	45 75
												342	H	Florida A&M	63 80

LAST 12 Division I GAMES:															
188	A	Furman	46 66	159	A	Samford	54 62								
301	A	Wofford	68 62	301	H	Wofford	48 54								
123	H	ETSU	46 76	188	H	Furman	59 68								
100	H	Chattanooga	41 58	100	A	Chattanooga	32 47								
220	H	UNCG	67 88	123	A	ETSU	50 66								
56	A	Mercer	50 72	221	A	Gardner-Webb	67 70								

Non-Div I Games: Warren Wilson 114 54 Brevard 79 34

Western Caro.

Western RPI:				Through Games of Feb. 17, 2018							
Average RPI	Win:	Loss:	WON-LOST RECORD	WINNING PCT. RANK	LAST 10 GAMES	STRENGTH OF SCHEDULE	OPP. STRENGTH OF SCHEDULE	TEAM RPI	ADJ. RPI	CONF. RPI	ADJ. CONF. RPI
DIV. I ONLY	235		16- 7	64	7- 3	236	185	105	105	15	15
DIV. I NON-CONF.	102		8- 4	87	0- 1	287	160	131	131	17	17

TOTALS	RPI 1-25			RPI 26-50		W-L RECORDS	RPI 51-100	RPI 101-999		RPI 201+	
16- 7	1- 0			0- 2		OVERALL	0- 2	15- 3		11- 1	
8- 2	0- 0			0- 0		HOME	0- 1	8- 1		6- 0	
8- 5	1- 0			0- 2		AWAY	0- 1	7- 2		5- 1	
0- 0	0- 0			0- 0		NEUTRAL	0- 0	0- 0		0- 0	
8- 4	1- 0			0- 1		NON-CONFERENCE	0- 0	7- 3		6- 1	
3- 1	0- 0			0- 0		HOME	0- 0	3- 1		3- 0	
5- 3	1- 0			0- 1		AWAY	0- 0	4- 2		3- 1	
0- 0	0- 0			0- 0		NEUTRAL	0- 0	0- 0		0- 0	
8- 3	0- 0			0- 1		CONFERENCE	0- 2	8- 0		5- 0	
5- 1	0- 0			0- 0		HOME	0- 1	5- 0		3- 0	
3- 2	0- 0			0- 1		AWAY	0- 1	3- 0		2- 0	
0- 0	0- 0			0- 0		NEUTRAL	0- 0	0- 0		0- 0	

Western Illinois.

Western Illinois.

RPI 1-25				RPI 26-50				RPI 51-100				RPI 101+				Team's RPI: 105	
RPI	S	Opponent	Score	RPI	S	Opponent	Score	RPI	S	Opponent	Score	RPI	S	Opponent	Score		
14	A	Stanford	71 64	37	A	South Dakota St.	48 84	72	A	South Dakota	81 92	112	H	Milwaukee	67 77		
				50	A	Gonzaga	65 80	72	H	South Dakota	58 82	124	A	Northern Ill.	94 96		
												155	A	Wichita St.	78 65		
												181	H	Denver	118 93		
												194	A	Oral Roberts	85 63		
												194	H	Oral Roberts	56 49		
												213	A	Illinois	77 67		
												225	H	Southeast Mo. St.	87 59		
												236	A	Austin Peay	81 68		
												238	A	Omaha	90 51		
												238	H	Omaha	103 68		
												248	A	Bradley	80 87		
												267	H	UMKC	90 71		
												282	H	North Dakota St.	97 72		
												320	A	Fort Wayne	100 64		
												320	H	Fort Wayne	91 44		
												339	A	Chicago St.	83 45		
												339	H	Chicago St.	71 54		
LAST 12 Division I GAMES:																	
238	H	Omaha	103 68	320	H	Fort Wayne	91 44										
194	A	Oral Roberts	85 63	238	A	Omaha	90 51										
72	A	South Dakota	81 92	194	H	Oral Roberts	56 49										
282	H	North Dakota St.	97 72	72	H	South Dakota	58 82										
181	H	Denver	118 93	320	A	Fort Wayne	100 64										
37	A	South Dakota St.	48 84	248	A	Bradley	80 87										

Non-Div I Games:	Illinois Col.	122	40	William Woods	96	57
------------------	---------------	-----	----	---------------	----	----

Western III.

■ Loss, ■ Non-Conf, S Site, H Home A Away N Neutral

Average RPI	Win: 212	WON-LOST	WINNING	LAST 10	STRENGTH OF	OPP. STRENGTH	TEAM	ADJ.	CONF.	ADJ CONF.
Average RPI	Loss: 53	RECORD	PCT. RANK	GAMES	SCHEDULE	OF SCHEDULE	RPI	RPI	RPI	RPI
DIV. I ONLY	17- 6	52	8- 2	95	149	49	49	18	18	
DIV. I NON-CONF.	8- 4	87	0- 0	68	39	42	42	20	20	

TOTALS	RPI 1-25	RPI 26-50	W-L RECORDS	RPI 51-100	RPI 101-999	RPI 201+				
17- 6	1- 2	0- 1	OVERALL	2- 3	14- 0	9- 0				
8- 1	0- 1	0- 0	HOME	0- 0	8- 0	6- 0				
5- 5	0- 1	0- 1	AWAY	0- 3	5- 0	3- 0				
4- 0	1- 0	0- 0	NEUTRAL	2- 0	1- 0	0- 0				
8- 4	1- 2	0- 1	NON-CONFERENCE	2- 1	5- 0	3- 0				
2- 1	0- 1	0- 0	HOME	0- 0	2- 0	2- 0				
2- 3	0- 1	0- 1	AWAY	0- 1	2- 0	1- 0				
4- 0	1- 0	0- 0	NEUTRAL	2- 0	1- 0	0- 0				
9- 2	0- 0	0- 0	CONFERENCE	0- 2	9- 0	6- 0				
6- 0	0- 0	0- 0	HOME	0- 0	6- 0	4- 0				
3- 2	0- 0	0- 0	AWAY	0- 2	3- 0	2- 0				
0- 0	0- 0	0- 0	NEUTRAL	0- 0	0- 0	0- 0				

RPI 1-25				RPI 26-50				Team's RPI: 49				RPI 51-100				RPI 101+			
RPI	S	Opponent	Score	RPI	S	Opponent	Score	RPI	S	Opponent	Score	RPI	S	Opponent	Score	RPI	S	Opponent	Score
1	H	Notre Dame	65 78	41	A	Ball St.	81 93	56	N	Mercer	67 62	114	H	Middle Tenn.	57 43				
16	N	Missouri	79 76					64	N	Toledo	70 56	157	A	Louisiana Tech	74 64				
20	A	Iowa	97 104					74	A	Indiana	71 73	164	A	Southern Ill.	75 49				
								81	A	UAB	61 79	173	N	Stetson	66 58				
								98	A	Rice	58 73	196	H	Southern Miss.	81 60				
												215	H	Fla. Atlantic	82 63				
												223	A	North Texas	79 65				
												284	H	Old Dominion	62 48				
												295	H	UTSA	73 38				
												303	H	FIU	101 47				
												319	A	Georgia St.	74 63				
												334	A	Marshall	86 66				
												338	H	Mississippi Val.	87 48				
												348	H	Evansville	92 54				
LAST 12 Division I GAMES:																			
98	A	Rice	58 73	295	H	UTSA	73 38												
284	H	Old Dominion	62 48	81	A	UAB	61 79												
215	H	Fla. Atlantic	82 63	303	H	FIU	101 47												
157	A	Louisiana Tech	74 64	196	H	Southern Miss.	81 60												
223	A	North Texas	79 65	114	H	Middle Tenn.	57 43												
334	A	Marshall	86 66	41	A	Ball St.	81 93												

Non-Div I Games: Lee 88 64

Western Ky.

Average RPI Win:	198	WON-LOST	WINNING	LAST 10	STRENGTH OF	OPP. STRENGTH	TEAM	ADJ.	CONF.	ADJ CONF.
Average RPI Loss:	63	RECORD	PCT. RANK	GAMES	SCHEDULE	OF SCHEDULE	RPI	RPI	RPI	RPI
DIV. I ONLY	11- 11	174	5- 5	100	65	109	109	7	7	
DIV. I NON-CONF.	4- 5	202	0- 0	153	33	126	126	8	8	

TOTALS	RPI 1-25	RPI 26-50	W-L RECORDS	RPI 51-100	RPI 101-999	RPI 201+				
11- 11	0- 3	0- 2	OVERALL	1- 5	10- 1	7- 1				
5- 3	0- 0	0- 1	HOME	1- 2	4- 0	3- 0				
5- 6	0- 2	0- 1	AWAY	0- 2	5- 1	4- 1				
1- 2	0- 1	0- 0	NEUTRAL	0- 1	1- 0	0- 0				
4- 5	0- 2	0- 0	NON-CONFERENCE	0- 3	4- 0	3- 0				
1- 0	0- 0	0- 0	HOME	0- 0	1- 0	1- 0				
2- 3	0- 1	0- 0	AWAY	0- 2	2- 0	2- 0				
1- 2	0- 1	0- 0	NEUTRAL	0- 1	1- 0	0- 0				
7- 6	0- 1	0- 2	CONFERENCE	1- 2	6- 1	4- 1				
4- 3	0- 0	0- 1	HOME	1- 2	3- 0	2- 0				
3- 3	0- 1	0- 1	AWAY	0- 0	3- 1	2- 1				
0- 0	0- 0	0- 0	NEUTRAL	0- 0	0- 0	0- 0				

RPI 1-25				RPI 26-50				RPI 51-100				RPI 101+				Team's RPI: 109
RPI	S	Opponent	Score	RPI	S	Opponent	Score	RPI	S	Opponent	Score	RPI	S	Opponent	Score	
20	A	Iowa	56 79	28	A	Central Mich.	70 74	52	A	Michigan St.	62 65	123	N	ETSU	87 79	
21	A	Buffalo	49 71	41	H	Ball St.	71 81	54	N	St. John's (NY)	48 76	124	H	Northern Ill.	88 83	
25	N	Rutgers	64 75					64	H	Toledo	73 78	145	A	Kent St.	66 61	
								76	H	Ohio	54 69	203	A	Bowling Green	81 67	
								86	A	New Mexico	76 88	203	H	Bowling Green	67 58	
								90	H	Miami (OH)	81 70	211	A	Akron	59 51	
												211	H	Akron	76 60	
												222	A	Eastern Mich.	67 69	
												241	A	New Mexico St.	64 55	
												307	A	Loyola Chicago	65 47	
												316	H	Detroit Mercy	74 62	

LAST 12 Division I GAMES:																
				41	H	Ball St.	71 81	90	H	Miami (OH)	81 70					
				203	A	Bowling Green	81 67	222	A	Eastern Mich.	67 69					
				211	H	Akron	76 60	76	H	Ohio	54 69					
				64	H	Toledo	73 78	124	H	Northern Ill.	88 83					
				28	A	Central Mich.	70 74	145	A	Kent St.	66 61					
				211	A	Akron	59 51	21	A	Buffalo	49 71					

Non-Div I Games: Goshen 87 36 Kentucky St. 85 50 Olivet 86 37

Western Mich.

Average RPI Win:	189	WON-LOST	WINNING	LAST 10	STRENGTH OF	OPP. STRENGTH	TEAM	ADJ.	CONF.	ADJ CONF.
Average RPI Loss:	87	RECORD	PCT. RANK	GAMES	SCHEDULE	OF SCHEDULE	RPI	RPI	RPI	RPI
DIV. I ONLY	10- 16	244	5- 5	57	85	155	155	8	8	
DIV. I NON-CONF.	5- 9	238	0- 0	77	122	191	191	7	7	

TOTALS	RPI 1-25	RPI 26-50	W-L RECORDS	RPI 51-100	RPI 101-999	RPI 201+				
10- 16	0- 2	1- 4	OVERALL	0- 4	9- 6	3- 2				
7- 5	0- 0	1- 0	HOME	0- 2	6- 3	3- 0				
2- 10	0- 2	0- 4	AWAY	0- 2	2- 2	0- 1				
1- 1	0- 0	0- 0	NEUTRAL	0- 0	1- 1	0- 1				
5- 9	0- 1	0- 3	NON-CONFERENCE	0- 2	5- 3	3- 1				
4- 2	0- 0	0- 0	HOME	0- 1	4- 1	3- 0				
0- 6	0- 1	0- 3	AWAY	0- 1	0- 1	0- 0				
1- 1	0- 0	0- 0	NEUTRAL	0- 0	1- 1	0- 1				
5- 7	0- 1	1- 1	CONFERENCE	0- 2	4- 3	0- 1				
3- 3	0- 0	1- 0	HOME	0- 1	2- 2	0- 0				
2- 4	0- 1	0- 1	AWAY	0- 1	2- 1	0- 1				
0- 0	0- 0	0- 0	NEUTRAL	0- 0	0- 0	0- 0				

RPI 1-25				RPI 26-50				RPI 51-100				RPI 101+				Team's RPI: 155
RPI	S	Opponent	Score	RPI	S	Opponent	Score	RPI	S	Opponent	Score	RPI	S	Opponent	Score	
2	A	UConn	43 124	27	H	South Fla.	64 56	60	A	Houston	55 73	101	A	Tulane	64 56	
7	A	Tennessee	56 68	37	A	South Dakota St.	64 96	60	H	Houston	62 73	105	H	Western Ill.	65 78	
				38	A	Creighton	61 66	72	H	South Dakota	48 62	108	A	Missouri St.	71 94	
				43	A	UCF	53 59	86	A	New Mexico	62 76	108	H	Missouri St.	72 58	
				45	A	Oklahoma St.	67 91					134	H	Cincinnati	69 75	
												168	H	Tulsa	62 67	
												172	N	UC Irvine	76 53	
												190	A	Memphis	77 64	
												190	H	Memphis	69 61	
												192	H	SMU	66 43	
												208	A	East Carolina	67 77	
												213	N	Illinois	67 68	
												267	H	UMKC	72 63	
												300	H	Alcorn	87 46	
												339	H	Chicago St.	66 63	

LAST 12 Division I GAMES:																
2	A	UConn	43 124	192	H	SMU	66 43									
134	H	Cincinnati	69 75	101	A	Tulane	64 56									
60	H	Houston	62 73	190	H	Memphis	69 61									
208	A	East Carolina	67 77	43	A	UCF	53 59									
190	A	Memphis	77 64	60	A	Houston	55 73									
27	H	South Fla.	64 56	168	H	Tulsa	62 67									

Non-Div I Games:

Wichita St.

Average RPI Win:	217	WON-LOST	WINNING	LAST 10	STRENGTH OF	OPP. STRENGTH	TEAM	ADJ.	CONF.	ADJ CONF.
Average RPI Loss:	144	RECORD	PCT. RANK	GAMES	SCHEDULE	OF SCHEDULE	RPI	RPI	RPI	RPI
DIV. I ONLY	16- 8	78	5- 5	240	165	136	136	10	10	
DIV. I NON-CONF.	9- 2	33	0- 0	268	191	88	88	12	12	

TOTALS	RPI 1-25	RPI 26-50	W-L RECORDS	RPI 51-100	RPI 101-999	RPI 201+				
16- 8	0- 0	0- 0	OVERALL	1- 3	15- 5	11- 2				
9- 4	0- 0	0- 0	HOME	1- 2	8- 2	6- 1				
7- 4	0- 0	0- 0	AWAY	0- 1	7- 3	5- 1				
0- 0	0- 0	0- 0	NEUTRAL	0- 0	0- 0	0- 0				
9- 2	0- 0	0- 0	NON-CONFERENCE	0- 1	9- 1	6- 0				
5- 1	0- 0	0- 0	HOME	0- 0	5- 1	4- 0				
4- 1	0- 0	0- 0	AWAY	0- 1	4- 0	2- 0				
0- 0	0- 0	0- 0	NEUTRAL	0- 0	0- 0	0- 0				
7- 6	0- 0	0- 0	CONFERENCE	1- 2	6- 4	5- 2				
4- 3	0- 0	0- 0	HOME	1- 2	3- 1	2- 1				
3- 3	0- 0	0- 0	AWAY	0- 0	3- 3	3- 1				
0- 0	0- 0	0- 0	NEUTRAL	0- 0	0- 0	0- 0				

RPI 1-25				RPI 26-50				RPI 51-100				RPI 101+				Team's RPI: 136
RPI	S	Opponent	Score	RPI	S	Opponent	Score	RPI	S	Opponent	Score	RPI	S	Opponent	Score	
								54	A	St. John's (NY)	81 92	118	A	Delaware	59 68	
								61	H	Drexel	58 65	120	A	Saint Francis (PA)	92 86	
								62	H	Elon	81 75	138	A	Northeastern	46 64	
								75	H	James Madison	41 86	138	H	Northeastern	71 53	
												158	H	Davison	73 55	
												199	A	Richmond	78 64	
												200	H	Norfolk St.	74 80	
												208	A	East Carolina	71 65	
												230	H	Loyola Maryland	70 49	
												237	A	Howard	83 71	
												242	A	Hofstra	54 65	
												242	H	Hofstra	63 53	
												255	A	Col. of Charleston	68 54	
												255	H	Col. of Charleston	79 66	
												258	H	Fairfield	57 47	
												260	A	Towson	75 63	
												260	H	Towson	66 67	
												281	A	UNCW	66 53	
												284	H	Old Dominion	75 58	
												288	H	USC Upstate	83 63	

LAST 12 Division I GAMES:																
138	H	Northeastern	71 53	138	A	Northeastern	46 64									
118	A	Delaware	59 68	242	A	Hofstra	54 65									
260	A	Towson	75 63	62	H	Elon	81 75									
75	H	James Madison	41 86	260	H	Towson	66 67									
242	H	Hofstra	63 53	61	H	Drexel	58 65									
255	H	Col. of Charleston	79 66	281	A	UNCW	66 53									

Non-Div I Games:

William & Mary

Average RPI Win:	349	WON-LOST	WINNING	LAST 10	STRENGTH OF	OPP. STRENGTH	TEAM	ADJ.	CONF.	ADJ CONF.
Average RPI Loss:	200	RECORD	PCT. RANK	GAMES	SCHEDULE	OF SCHEDULE	RPI	RPI	RPI	RPI
DIV. I ONLY	1- 21	346	1- 9	238	309	341	341	27	27	
DIV. I NON-CONF.	0- 10	337	0- 0	194	255	338	338	28	28	

TOTALS	RPI 1-25	RPI 26-50	W-L RECORDS	RPI 51-100	RPI 101-999	RPI 201+				
1- 21	0- 1	0- 0	OVERALL	0- 4	1- 16	1- 13				
1- 9	0- 0	0- 0	HOME	0- 1	1- 8	1- 6				
0- 12	0- 1	0- 0	AWAY	0- 3	0- 8	0- 7				
0- 0	0- 0	0- 0	NEUTRAL	0- 0	0- 0	0- 0				
0- 10	0- 1	0- 0	NON-CONFERENCE	0- 3	0- 6	0- 5				
0- 4	0- 0	0- 0	HOME	0- 1	0- 3	0- 2				
0- 6	0- 1	0- 0	AWAY	0- 2	0- 3	0- 3				
0- 0	0- 0	0- 0	NEUTRAL	0- 0	0- 0	0- 0				
1- 11	0- 0	0- 0	CONFERENCE	0- 1	1- 10	1- 8				
1- 5	0- 0	0- 0	HOME	0- 0	1- 5	1- 4				
0- 6	0- 0	0- 0	AWAY	0- 1	0- 5	0- 4				
0- 0	0- 0	0- 0	NEUTRAL	0- 0	0- 0	0- 0				

RPI	S	Opponent	Score	RPI	S	Opponent	Score	RPI	S	Opponent	Score	RPI	S	Opponent	Score	Team's RPI: 341
15	A	Duke	30	101	56	A	Mercer	45	93	123	H	ETSU	63	74		
					62	A	El on	37	98	156	A	Radford	52	78		
					67	H	Duquesne	54	81	174	H	High Point	58	79		
					88	A	Li berty	37	63	211	A	Akron	43	69		
										221	A	Gardner-Webb	55	68		
										221	H	Gardner-Webb	59	66		
										229	A	UNC Asheville	51	63		
										229	H	UNC Asheville	48	70		
										249	H	Campbell	48	72		
										269	A	Presbyteri an	45	78		
										269	H	Presbyteri an	58	64		
										299	A	Tennessee Tech	41	70		
										301	H	Wofford	68	73		
										306	A	Charleston So.	45	81		
										317	H	South Carolina St.	37	65		
										334	A	Marshall	40	70		
										349	H	Longwood	69	60		

LAST 12 Division I GAMES:																
221	A	Gardner-Webb	55	68	229	H	UNC Asheville	48	70							
269	H	Presbyteri an	58	64	306	A	Charleston So.	45	81							
229	A	UNC Asheville	51	63	174	H	High Point	58	79							
349	H	Longwood	69	60	88	A	Li berty	37	63							
221	H	Gardner-Webb	59	66	249	H	Campbell	48	72							
269	A	Presbyteri an	45	78	156	A	Radford	52	78							

Non-Div I Games: N. C. Wesleyan 94 50

Winthrop

Average RPI Win: 258

Average RPI Loss: 179

WON-LOST
RECORDWINNING
PCT. RANKLAST 10
GAMESSTRENGTH OF
SCHEDULEOPP. STRENGTH
OF SCHEDULETEAM
RPIADJ.
RPICONF.
RPIADJ CONF.
RPIDIV. I ONLY
DIV. I NON-CONF.7- 16
4- 8271
2392- 7
0- 0286
315208
302301
308301
30817
1617
16

TOTALS

RPI 1-25

RPI 26-50

W-L RECORDS

RPI 51-100

RPI 101-999

RPI 201+

7- 16

0- 2

0- 0

OVERALL

0- 3

7- 11

5- 9

5- 8

0- 0

0- 0

HOME

0- 2

5- 6

3- 5

2- 8

0- 2

0- 0

AWAY

0- 1

2- 5

2- 4

0- 0

0- 0

0- 0

NEUTRAL

0- 0

0- 0

0- 0

4- 8

0- 2

0- 0

NON-CONFERENCE

0- 0

4- 6

4- 6

3- 3

0- 0

0- 0

HOME

0- 0

3- 3

3- 3

1- 5

0- 2

0- 0

AWAY

0- 0

1- 3

1- 3

0- 0

0- 0

0- 0

NEUTRAL

0- 0

0- 0

0- 0

3- 8

0- 0

0- 0

CONFERENCE

0- 3

3- 5

1- 3

2- 5

0- 0

0- 0

HOME

0- 2

2- 3

0- 2

1- 3

0- 0

0- 0

AWAY

0- 1

1- 2

1- 1

0- 0

0- 0

0- 0

NEUTRAL

0- 0

0- 0

0- 0

RPI 1-25

RPI 26-50

RPI 51-100

RPI 101+

Team's RPI: 301

RPI	S	Opponent	Score
19	A	South Carolina	60 94
22	A	Georgia	56 95

RPI	S	Opponent	Score
-----	---	----------	-------

RPI	S	Opponent	Score
56	A	Mercer	39 80
56	H	Mercer	46 71
100	H	Chattanooga	47 54

RPI	S	Opponent	Score
123	H	ETSU	58 61
159	A	Samford	77 81
159	H	Samford	58 46
188	H	Furman	79 48
220	A	UNCG	51 66
220	H	UNCG	75 81
221	A	Gardner-Webb	55 73
229	H	UNC Asheville	70 68
238	H	Omaha	60 64
239	H	North Florida	69 57
255	A	Col. of Charleston	51 59
275	A	Coastal Caro.	51 67
281	H	UNCW	60 65
306	H	Charleston So.	45 68
312	A	Western Caro.	54 48
312	H	Western Caro.	62 68
335	H	N.C. Central	77 56
341	A	Winthrop	73 68

LAST 12 Division I GAMES:

220	H	UNCG	75 81	100	H	Chattanooga	47 54
312	H	Western Caro.	62 68	312	A	Western Caro.	54 48
56	A	Mercer	39 80	220	A	UNCG	51 66
159	A	Samford	77 81	159	H	Samford	58 46
188	H	Furman	79 48	56	H	Mercer	46 71
123	H	ETSU	58 61	239	H	North Florida	69 57

Non-Div I Games:

Brevard

85 46

Southern Wesleyan

104 57

Bob Jones

96 54

Wofford

Loss,
 Non-Conf, S Site,
 H Home
A Away
 N Neutral

Average RPI Win:	232	WON-LOST	WINNING	LAST 10	STRENGTH OF	OPP. STRENGTH	TEAM	ADJ.	CONF.	ADJ CONF.
Average RPI Loss:	71	RECORD	PCT. RANK	GAMES	SCHEDULE	OF SCHEDULE	RPI	RPI	RPI	RPI
DIV. I ONLY	16- 8	78	6- 4	181	152	99	99	11	11	
DIV. I NON-CONF.	7- 3	74	0- 0	250	147	101	101	14	14	

TOTALS	RPI 1-25	RPI 26-50	W-L RECORDS	RPI 51-100	RPI 101-999	RPI 201+				
16- 8	0- 4	0- 0	OVERALL	1- 1	15- 3	9- 0				
8- 2	0- 1	0- 0	HOME	0- 1	8- 0	6- 0				
6- 5	0- 3	0- 0	AWAY	1- 0	5- 2	3- 0				
2- 1	0- 0	0- 0	NEUTRAL	0- 0	2- 1	0- 0				
7- 3	0- 2	0- 0	NON-CONFERENCE	1- 0	6- 1	3- 0				
3- 0	0- 0	0- 0	HOME	0- 0	3- 0	3- 0				
2- 2	0- 2	0- 0	AWAY	1- 0	1- 0	0- 0				
2- 1	0- 0	0- 0	NEUTRAL	0- 0	2- 1	0- 0				
9- 5	0- 2	0- 0	CONFERENCE	0- 1	9- 2	6- 0				
5- 2	0- 1	0- 0	HOME	0- 1	5- 0	3- 0				
4- 3	0- 1	0- 0	AWAY	0- 0	4- 2	3- 0				
0- 0	0- 0	0- 0	NEUTRAL	0- 0	0- 0	0- 0				

RPI 1-25				RPI 26-50				RPI 51-100				Team's RPI: 99				RPI 101+			
RPI	S	Opponent	Score	RPI	S	Opponent	Score	RPI	S	Opponent	Score	RPI	S	Opponent	Score	RPI	S	Opponent	Score
12	A	Green Bay	68 75					68	H	IUPUI	61 64	112	A	Milwaukee	53 59				
12	H	Green Bay	51 58					71	A	Belmont	91 81	112	H	Milwaukee	56 51				
16	A	Missouri	80 82									129	A	Cleveland St.	70 71				
22	A	Georgia	71 87									145	A	Kent St.	72 60				
																173	N	Stetson	64 59
																193	A	Youngstown St.	69 59
																193	H	Youngstown St.	73 50
																195	N	Providence	69 74
																199	N	Richmond	85 69
																219	A	Oakland	77 57
																219	H	Oakland	80 75
																244	A	Northern Ky.	68 63
																299	H	Tennessee Tech	82 59
																316	A	Detroit Mercy	88 60
																316	H	Detroit Mercy	85 55
																326	H	Ill. -Chicago	60 50
																339	H	Chicago St.	84 39
																344	H	Eastern Ill.	81 46
LAST 12 Division I GAMES:																			
219	H	Oakland	80 75	68	H	IUPUI	61 64												
316	H	Detroit Mercy	85 55	326	H	Ill. -Chicago	60 50												
12	A	Green Bay	68 75	193	H	Youngstown St.	73 50												
112	A	Milwaukee	53 59	244	A	Northern Ky.	68 63												
193	A	Youngstown St.	69 59	316	A	Detroit Mercy	88 60												
129	A	Cleveland St.	70 71	219	A	Oakland	77 57												

Non-Div I Games: Northwestern Ohio 106 52 Cincinnati Christian 99 36

Wright St.

Average RPI Loss: 139

DIV. I ONLY	14- 7	78	8- 2	82	195	70	70	16	16
DIV. I NON-CONF.	5- 4	146	0- 0	29	281	65	65	15	15
TOTALS	RPI 1-25	RPI 26-50	W-L RECORDS	RPI 51-100	RPI 101-999	RPI 201+			
14- 7	0- 1	0- 0	OVERALL	3- 1	11- 5	4- 2			
8- 1	0- 0	0- 0	HOME	3- 0	5- 1	3- 0			
6- 4	0- 1	0- 0	AWAY	0- 0	6- 3	1- 2			
0- 2	0- 0	0- 0	NEUTRAL	0- 1	0- 1	0- 0			
5- 4	0- 1	0- 0	NON-CONFERENCE	1- 1	4- 2	1- 1			
3- 0	0- 0	0- 0	HOME	1- 0	2- 0	1- 0			
2- 2	0- 1	0- 0	AWAY	0- 0	2- 1	0- 1			
0- 2	0- 0	0- 0	NEUTRAL	0- 1	0- 1	0- 0			
9- 3	0- 0	0- 0	CONFERENCE	2- 0	7- 3	3- 1			
5- 1	0- 0	0- 0	HOME	2- 0	3- 1	2- 0			
4- 2	0- 0	0- 0	AWAY	0- 0	4- 2	1- 1			
0- 0	0- 0	0- 0	NEUTRAL	0- 0	0- 0	0- 0			

RPI 1-25				RPI 26-50				RPI 51-100				Team's RPI: 70				RPI 101+			
RPI	S	Opponent	Score	RPI	S	Opponent	Score	RPI	S	Opponent	Score	RPI	S	Opponent	Score	RPI	S	Opponent	Score
15	A	Duke	40 63					68	N	IUPUI	59 65	116	A	Colorado St.	53 49				
								85	H	Drake	75 61	116	H	Colorado St.	53 64				
								86	H	New Mexico	66 55	143	H	Idaho St.	61 53				
								89	H	UNLV	69 56	144	N	UNI	40 55				
												146	A	Fresno St.	47 60				
												149	A	Idaho	70 64				
												177	A	Boise St.	66 51				
												181	A	Denver	61 51				
												189	A	Nevada	65 62				
												189	H	Nevada	66 60				
												232	A	Montana St.	46 50				
												240	H	Montana	67 62				
												251	A	San Diego St.	62 68				
												252	H	San Jose St.	58 46				
												296	A	Utah St.	64 46				
												296	H	Utah St.	61 44				
LAST 12 Division I GAMES:																			
				89	H	UNLV	69 56	296	H	Utah St.	61 44								
				296	A	Utah St.	64 46	116	A	Colorado St.	53 49								
				146	A	Fresno St.	47 60	86	H	New Mexico	66 55								
				116	H	Colorado St.	53 64	177	A	Boise St.	66 51								
				252	H	San Jose St.	58 46	189	H	Nevada	66 60								
				189	A	Nevada	65 62	251	A	San Diego St.	62 68								

Wyoming

Average RPI Win: 218	WON-LOST RECORD	WINNING PCT. RANK	LAST 10 GAMES	STRENGTH OF SCHEDULE	OPP. STRENGTH OF SCHEDULE	TEAM RPI	ADJ. RPI	CONF. RPI	ADJ CONF. RPI
Average RPI Loss: 67									
DIV. I ONLY	9- 17	259	1- 9	85	83	212	212	6	6
DIV. I NON-CONF.	7- 4	102	0- 0	202	263	156	156	6	6

TOTALS	RPI 1-25	RPI 26-50	W-L RECORDS	RPI 51-100	RPI 101-999	RPI 201+			
9- 17	0- 5	0- 4	OVERALL	0- 2	9- 6	4- 1			
7- 8	0- 2	0- 2	HOME	0- 1	7- 3	4- 0			
1- 8	0- 2	0- 2	AWAY	0- 1	1- 3	0- 1			
1- 1	0- 1	0- 0	NEUTRAL	0- 0	1- 0	0- 0			
7- 4	0- 1	0- 1	NON-CONFERENCE	0- 0	7- 2	4- 1			
6- 1	0- 0	0- 0	HOME	0- 0	6- 1	4- 0			
0- 2	0- 0	0- 1	AWAY	0- 0	0- 1	0- 1			
1- 1	0- 1	0- 0	NEUTRAL	0- 0	1- 0	0- 0			
2- 13	0- 4	0- 3	CONFERENCE	0- 2	2- 4	0- 0			
1- 7	0- 2	0- 2	HOME	0- 1	1- 2	0- 0			
1- 6	0- 2	0- 1	AWAY	0- 1	1- 2	0- 0			
0- 0	0- 0	0- 0	NEUTRAL	0- 0	0- 0	0- 0			

RPI 1-25				RPI 26-50				RPI 51-100				RPI 101+ Team's RPI: 212			
RPI	S	Opponent	Score	RPI	S	Opponent	Score	RPI	S	Opponent	Score	RPI	S	Opponent	Score
16	N	Missouri	48 74	32	A	Marquette	67 88	54	A	St. John's (NY)	36 70	102	A	Seton Hall	53 58
23	A	Villanova	57 75	32	H	Marquette	63 80	54	H	St. John's (NY)	63 67	102	H	Seton Hall	51 62
23	H	Villanova	50 89	38	H	Creighton	64 71					106	H	Wake Forest	57 62
24	A	DePaul	48 79	46	A	Minnesota	62 74					107	A	Butler	69 62
24	H	DePaul	72 73									132	A	Georgetown	60 65
												132	H	Georgetown	48 65
												134	H	Cincinnati	53 50
												183	H	New Hampshire	71 66
												188	N	Furman	75 62
												195	H	Providence	68 59
												203	A	Bowling Green	53 63
												234	H	Grambling	72 67
												262	H	Mt. St. Mary's	66 45
												320	H	Fort Wayne	62 50
												342	H	Florida A&M	70 52
LAST 12 Division I GAMES:															
24	H	DePaul	72 73	38	H	Creighton	64 71	195	H	Providence	68 59				
32	H	Marquette	63 80	32	A	Marquette	67 88	24	A	DePaul	48 79				
54	A	St. John's (NY)	36 70	102	A	Seton Hall	53 58	102	H	Seton Hall	51 62				
132	H	Georgetown	48 65	23	H	Villanova	50 89	54	H	St. John's (NY)	63 67				

Non-Div I Games:

Xavier

Average RPI Win:	196	WON-LOST	WINNING	LAST 10	STRENGTH OF	OPP. STRENGTH	TEAM	ADJ.	CONF.	ADJ CONF.
Average RPI Loss:	122	RECORD	PCT. RANK	GAMES	SCHEDULE	OF SCHEDULE	RPI	RPI	RPI	RPI
DIV. I ONLY	12- 9	134	5- 5	131	148	117	117	9	9	
DIV. I NON-CONF.	7- 6	165	1- 3	246	183	180	180	9	9	

TOTALS	RPI 1-25	RPI 26-50	W-L RECORDS	RPI 51-100	RPI 101-999	RPI 201+				
12- 9	0- 0	1- 0	OVERALL	1- 4	10- 5	6- 0				
4- 4	0- 0	1- 0	HOME	0- 2	3- 2	2- 0				
8- 3	0- 0	0- 0	AWAY	1- 1	7- 2	4- 0				
0- 2	0- 0	0- 0	NEUTRAL	0- 1	0- 1	0- 0				
7- 6	0- 0	0- 0	NON-CONFERENCE	1- 2	6- 4	4- 0				
2- 3	0- 0	0- 0	HOME	0- 1	2- 2	2- 0				
5- 1	0- 0	0- 0	AWAY	1- 0	4- 1	2- 0				
0- 2	0- 0	0- 0	NEUTRAL	0- 1	0- 1	0- 0				
5- 3	0- 0	1- 0	CONFERENCE	0- 2	4- 1	2- 0				
2- 1	0- 0	1- 0	HOME	0- 1	1- 0	0- 0				
3- 2	0- 0	0- 0	AWAY	0- 1	3- 1	2- 0				
0- 0	0- 0	0- 0	NEUTRAL	0- 0	0- 0	0- 0				

RPI	S	Opponent	Score	RPI	S	Opponent	Score	RPI	S	Opponent	Score	RPI	S	Opponent	Score
				35	H	Princeton	73 59	57	N	UC Davis	61 71	115	A	Dartmouth	57 39
								59	A	TCU	82 72	128	A	Brown	71 81
								73	H	Penn	54 69	128	H	Brown	77 63
								74	H	Indiana	68 72	151	A	Binghamton	73 69
								78	A	Harvard	73 97	154	N	Hartford	70 78
												165	A	Kansas	75 81
												178	H	Army West Point	65 82
												195	H	Providence	51 55
												197	A	Stony Brook	77 71
												209	A	Columbia	73 50
												266	A	Cornell	65 55
												272	H	LIU Brooklyn	62 51
												278	H	Colgate	82 56
												291	A	Central Conn. St.	75 62
												345	A	Saint Peter's	70 49

LAST 12 Division I GAMES:															
266	A	Cornell	65 55	128	A	Brown	71 81	128	H	Brown	77 63	154	N	Hartford	70 78
209	A	Columbia	73 50	128	H	Brown	77 63	57	N	UC Davis	61 71	74	H	Indiana	68 72
73	H	Penn	54 69	154	N	Hartford	70 78	74	H	Indiana	68 72	345	A	Saint Peter's	70 49
35	H	Princeton	73 59	57	N	UC Davis	61 71								
115	A	Dartmouth	57 39	74	H	Indiana	68 72								
78	A	Harvard	73 97	345	A	Saint Peter's	70 49								

Non-Div I Games:

Yale

Average RPI Win:	257	WON-LOST	WINNING	LAST 10	STRENGTH OF	OPP. STRENGTH	TEAM	ADJ.	CONF.	ADJ CONF.
Average RPI Loss:	121	RECORD	PCT. RANK	GAMES	SCHEDULE	OF SCHEDULE	RPI	RPI	RPI	RPI
DIV. I ONLY	10- 13	210	6- 4	186	189	193	193	11	11	
DIV. I NON-CONF.	2- 7	286	0- 0	211	230	274	274	14	14	

TOTALS	RPI 1-25	RPI 26-50	W-L RECORDS	RPI 51-100	RPI 101-999	RPI 201+				
10- 13	0- 1	0- 0	OVERALL	1- 4	9- 8	8- 2				
4- 5	0- 0	0- 0	HOME	0- 2	4- 3	4- 1				
6- 8	0- 1	0- 0	AWAY	1- 2	5- 5	4- 1				
0- 0	0- 0	0- 0	NEUTRAL	0- 0	0- 0	0- 0				
2- 7	0- 0	0- 0	NON-CONFERENCE	0- 1	2- 6	2- 1				
1- 2	0- 0	0- 0	HOME	0- 0	1- 2	1- 0				
1- 5	0- 0	0- 0	AWAY	0- 1	1- 4	1- 1				
0- 0	0- 0	0- 0	NEUTRAL	0- 0	0- 0	0- 0				
8- 6	0- 1	0- 0	CONFERENCE	1- 3	7- 2	6- 1				
3- 3	0- 0	0- 0	HOME	0- 2	3- 1	3- 1				
5- 3	0- 1	0- 0	AWAY	1- 1	4- 1	3- 0				
0- 0	0- 0	0- 0	NEUTRAL	0- 0	0- 0	0- 0				

RPI 1-25				RPI 26-50				RPI 51-100				RPI 101+ Team's RPI: 193			
RPI	S	Opponent	Score	RPI	S	Opponent	Score	RPI	S	Opponent	Score	RPI	S	Opponent	Score
12	A	Green Bay	56 65					58	A	American	72 78	112	A	Milwaukee	61 62
								68	A	IUPUI	70 67	120	A	Saint Francis (PA)	65 79
								68	H	IUPUI	43 65	126	H	Bucknell	60 66
								99	A	Wright St.	50 73	129	A	Cleveland St.	66 52
								99	H	Wright St.	59 69	137	A	Robert Morris	52 84
												145	H	Kent St.	44 55
												166	A	Pittsburgh	58 66
												211	A	Akron	58 75
												219	A	Oakland	86 76
												219	H	Oakland	48 58
												244	H	Northern Ky.	54 51
												307	A	Loyola Chicago	73 49
												316	A	Detroit Mercy	72 52
												316	H	Detroit Mercy	76 59
												318	H	Northern Ari z.	69 67
												326	A	Ill. -Chicago	71 52
												326	H	Ill. -Chicago	76 63

LAST 12 Division I GAMES:															
326	A	Ill. -Chicago	71 52	129	A	Cleveland St.	66 52								
68	A	IUPUI	70 67	99	A	Wright St.	50 73								
316	A	Detroit Mercy	72 52	112	A	Milwaukee	61 62								
219	A	Oakland	86 76	12	A	Green Bay	56 65								
99	H	Wright St.	59 69	68	H	IUPUI	43 65								
244	H	Northern Ky.	54 51	326	H	Ill. -Chicago	76 63								

Non-Div I Games: Ohio Valley 86 59 Penn St. -Beaver 97 40

Youngstown St.