

Average RPI Win:	258	WON-LOST	WINNING	LAST 10	STRENGTH OF	OPP. STRENGTH	TEAM	ADJ.	CONF.	ADJ CONF.
Average RPI Loss:	146	RECORD	PCT. RANK	GAMES	SCHEDULE	OF SCHEDULE	RPI	RPI	RPI	RPI
DIV. I ONLY	13- 6	63	8-2	269	256	114	114	23	23	
DIV. I NON-CONF.	3- 4	201	0	220	168	164	164	21	21	
TOTALS	RPI 1-25	RPI 26-50	W-L RECORDS	RPI 51-100	RPI 101-150	RPI 150+				
13- 6	0- 2	0- 0	OVERALL	0- 0	1- 1	12- 3				
5- 1	0- 0	0- 0	HOME	0- 0	0- 1	5- 0				
7- 5	0- 2	0- 0	AWAY	0- 0	1- 0	6- 3				
1- 0	0- 0	0- 0	NEUTRAL	0- 0	0- 0	1- 0				
3- 4	0- 2	0- 0	NON-CONFERENCE	0- 0	0- 0	3- 2				
1- 0	0- 0	0- 0	HOME	0- 0	0- 0	1- 0				
1- 4	0- 2	0- 0	AWAY	0- 0	0- 0	1- 2				
1- 0	0- 0	0- 0	NEUTRAL	0- 0	0- 0	1- 0				
10- 2	0- 0	0- 0	CONFERENCE	0- 0	1- 1	9- 1				
4- 1	0- 0	0- 0	HOME	0- 0	0- 1	4- 0				
6- 1	0- 0	0- 0	AWAY	0- 0	1- 0	5- 1				
0- 0	0- 0	0- 0	NEUTRAL	0- 0	0- 0	0- 0				

RPI 1-25				RPI 26-50				RPI 51-100				RPI 101+ Team's RPI: 114			
RPI	S	Opponent	Score	RPI	S	Opponent	Score	RPI	S	Opponent	Score	RPI	S	Opponent	Score
4	A	Missouri St.	51 79									103	H	SFA	44 66
17	A	Texas A&M	48 85									108	A	Abilene Christian	70 58
												166	A	New Orleans	83 53
												169	H	Sam Houston St.	57 54
												215	H	Central Ark.	67 47
												221	A	Southeastern La.	44 48
												230	H	Lamar University	49 39
												235	A	South Alabama	82 83
												285	A	Incarnate Word	64 38
												287	N	Prairie View	64 52
												294	H	Nicholls St.	55 49
												295	A	Texas St.	48 57
												307	A	UTRGV	59 54
												307	H	UTRGV	61 50
												323	A	Houston Baptist	75 65
												332	A	Northwestern St.	72 59
												334	A	McNeese	73 59
LAST 10 Division I															
				334	A	McNeese	73 59					230	H	Lamar University	49 39
				323	A	Houston Baptist	75 65					108	A	Abilene Christian	70 58
				169	H	Sam Houston St.	57 54					103	H	SFA	44 66
				285	A	Incarnate Word	64 38					221	A	Southeastern La.	44 48
				166	A	New Orleans	83 53					332	A	Northwestern St.	72 59

Non-Div I Games: UNKNOWN 75 55 Huston-Tillotson 63 49 Texas Wesleyan 90 52

Average RPI Win: 235	WON-LOST	WINNING	LAST 10	STRENGTH OF	OPP. STRENGTH	TEAM	ADJ.	CONF.	ADJ CONF.
Average RPI Loss: 135	RECORD	PCT. RANK	GAMES	SCHEDULE	OF SCHEDULE	RPI	RPI	RPI	RPI
DIV. I ONLY	13- 4	39	7-3	275	226	108	108	23	23
DIV. I NON-CONF.	4- 1	51	0	254	78	63	63	21	21
TOTALS	RPI 1-25	RPI 26-50	W-L RECORDS	RPI 51-100	RPI 101-150	RPI 150+			
13- 4	0- 0	0- 1	OVERALL	0- 0	1- 2	12- 1			
6- 2	0- 0	0- 0	HOME	0- 0	0- 1	6- 1			
7- 2	0- 0	0- 1	AWAY	0- 0	1- 1	6- 0			
0- 0	0- 0	0- 0	NEUTRAL	0- 0	0- 0	0- 0			
4- 1	0- 0	0- 1	NON-CONFERENCE	0- 0	1- 0	3- 0			
2- 0	0- 0	0- 0	HOME	0- 0	0- 0	2- 0			
2- 1	0- 0	0- 1	AWAY	0- 0	1- 0	1- 0			
0- 0	0- 0	0- 0	NEUTRAL	0- 0	0- 0	0- 0			
9- 3	0- 0	0- 0	CONFERENCE	0- 0	0- 2	9- 1			
4- 2	0- 0	0- 0	HOME	0- 0	0- 1	4- 1			
5- 1	0- 0	0- 0	AWAY	0- 0	0- 1	5- 0			
0- 0	0- 0	0- 0	NEUTRAL	0- 0	0- 0	0- 0			

RPI 1-25			RPI 26-50			RPI 51-100			RPI 101+ Team's RPI: 108		
RPI	S	Opponent	Score	RPI	S	Opponent	Score	RPI	S	Opponent	Score
				39	A	Oklahoma	65 78	103	A	SFA	59 69
								114	H	A&M-Corpus Christi	58 70
								145	A	Portland	76 69
								157	A	Wright St.	83 64
								166	H	New Orleans	76 62
								169	A	Sam Houston St.	81 73
								215	A	Central Ark.	74 64
								221	H	Southeastern La.	61 53
								230	A	Lamar University	75 49
								230	H	Lamar University	78 72
								246	H	Tulsa	73 63
								285	H	Incarnate Word	70 71
								294	A	Nicholls St.	95 84
								321	H	New Mexico St.	67 54
								332	H	Northwestern St.	84 69
								334	A	McNeese	90 73
LAST 10 Division I											
230	A	Lamar University	75 49	169	A	Sam Houston St.	81 73				
332	H	Northwestern St.	84 69	221	H	Southeastern La.	61 53				
285	H	Incarnate Word	70 71	114	H	A&M-Corpus Christi	58 70				
103	A	SFA	59 69	334	A	McNeese	90 73				
215	A	Central Ark.	74 64	230	H	Lamar University	78 72				

Non-Div I Games: Howard Payne 96 38 Schreiner 110 37 Southwest (NM) 104 52 McMurry 111 43
Abilene Christian

Loss, Non-Conf, S Site, H Home A Away N Neutral

Average RPI Win:	281	WON-LOST	WINNING	LAST 10	STRENGTH OF	OPP. STRENGTH	TEAM	ADJ.	CONF.	ADJ CONF.
Average RPI Loss:	187	RECORD	PCT. RANK	GAMES	SCHEDULE	OF SCHEDULE	RPI	RPI	RPI	RPI
DIV. I ONLY	4- 18	320	2-8	238	237	311	311	17	17	
DIV. I NON-CONF.	1- 9	326	0	259	247	337	337	23	23	
TOTALS	RPI 1-25	RPI 26-50	W-L RECORDS	RPI 51-100	RPI 101-150	RPI 150+				
4- 18	0- 0	0- 2	OVERALL	0- 1	0- 3	4- 12				
1- 9	0- 0	0- 0	HOME	0- 0	0- 2	1- 7				
3- 9	0- 0	0- 2	AWAY	0- 1	0- 1	3- 5				
0- 0	0- 0	0- 0	NEUTRAL	0- 0	0- 0	0- 0				
1- 9	0- 0	0- 2	NON-CONFERENCE	0- 0	0- 2	1- 5				
1- 3	0- 0	0- 0	HOME	0- 0	0- 2	1- 1				
0- 6	0- 0	0- 2	AWAY	0- 0	0- 0	0- 4				
0- 0	0- 0	0- 0	NEUTRAL	0- 0	0- 0	0- 0				
3- 9	0- 0	0- 0	CONFERENCE	0- 1	0- 1	3- 7				
0- 6	0- 0	0- 0	HOME	0- 0	0- 0	0- 6				
3- 3	0- 0	0- 0	AWAY	0- 1	0- 1	3- 1				
0- 0	0- 0	0- 0	NEUTRAL	0- 0	0- 0	0- 0				

RPI S	Opponent	Score	RPI S	Opponent	Score	RPI S	Opponent	Score	RPI S	Opponent	Score	Team's RPI: 311
28	A Arizona St.	56 87	59	A Fresno St.	52 61	119	H San Diego	59 70				
48	A Tennessee	54 81				127	A Boise St.	61 70				
						145	H Portland	56 72				
						153	H San Jose St.	60 68				
						177	H UNLV	60 67				
						194	H New Mexico	53 75				
						204	H Wyoming	63 65				
						213	A Northern Colo.	62 72				
						234	A Cal St. Fullerton	70 79				
						259	A Nevada	68 61				
						259	H Nevada	67 71				
						260	A San Diego St.	51 49				
						267	A Long Beach St.	68 74				
						268	A Colorado St.	40 60				
						277	A Utah St.	62 45				
						277	H Utah St.	52 53				
						296	A Navy	59 67				
						300	H Army West Point	66 68				
						329	H NJIT	68 48				
LAST 10 Division I												
260	A San Diego St.	51 49	268	A Colorado St.	40 60							
259	H Nevada	67 71	127	A Boise St.	61 70							
59	A Fresno St.	52 61	194	H New Mexico	53 75							
153	H San Jose St.	60 68	277	A Utah St.	62 45							
277	H Utah St.	52 53	177	H UNLV	60 67							

Non-Div I Games: Neb. Wesleyan 93 42

Air Force

■ Loss,
 ■ Non-Conf, S Site,
 ■ Home
 ■ Away
 N Neutral

Average RPI Win:	245	WON-LOST	WINNING	LAST 10	STRENGTH OF	OPP. STRENGTH	TEAM	ADJ.	CONF.	ADJ CONF.
Average RPI Loss:	112	RECORD	PCT. RANK	GAMES	SCHEDULE	OF SCHEDULE	RPI	RPI	RPI	RPI
DIV. I ONLY	10- 11	193	3-7	162	173	190	190	10	10	
DIV. I NON-CONF.	7- 4	100	0	199	321	143	143	10	10	
TOTALS	RPI 1-25	RPI 26-50	W-L RECORDS	RPI 51-100	RPI 101-150	RPI 150+				
10- 11	0- 1	0- 1	OVERALL	0- 3	1- 2	9- 4				
5- 5	0- 1	0- 1	HOME	0- 0	1- 1	4- 2				
3- 6	0- 0	0- 0	AWAY	0- 3	0- 1	3- 2				
2- 0	0- 0	0- 0	NEUTRAL	0- 0	0- 0	2- 0				
7- 4	0- 0	0- 1	NON-CONFERENCE	0- 1	1- 1	6- 1				
3- 2	0- 0	0- 1	HOME	0- 0	1- 1	2- 0				
2- 2	0- 0	0- 0	AWAY	0- 1	0- 0	2- 1				
2- 0	0- 0	0- 0	NEUTRAL	0- 0	0- 0	2- 0				
3- 7	0- 1	0- 0	CONFERENCE	0- 2	0- 1	3- 3				
2- 3	0- 1	0- 0	HOME	0- 0	0- 0	2- 2				
1- 4	0- 0	0- 0	AWAY	0- 2	0- 1	1- 1				
0- 0	0- 0	0- 0	NEUTRAL	0- 0	0- 0	0- 0				

RPI 1-25	RPI 26-50	RPI 51-100	RPI 101+ Team's RPI: 190
RPI S Opponent Score	RPI S Opponent Score	RPI S Opponent Score	RPI S Opponent Score
18 H Central Mich. 72 77	32 H Michigan 71 80	52 A Ohio 57 70	102 H Duquesne 63 88
		70 A Ball St. 52 60	138 H N.C. A&T 64 52
		93 A Butler 55 76	147 A Toledo 61 65
			163 H Eastern Mich. 88 81
			165 H Miami (OH) 70 62
			173 H Northern Ill. 65 70
			176 A Western Mich. 71 79
			176 H Western Mich. 51 56
			191 A Cleveland St. 62 66
			247 H Youngstown St. 91 62
			251 A Bowling Green 76 73
			252 N Morgan St. 52 45
			282 A St. Bonaventure 63 54
			292 N Denver 88 72
			330 A Detroit Mercy 81 60
			331 H Purdue Fort Wayne 64 53
LAST 10 Division I			
70 A Ball St. 52 60	173 H Northern Ill. 65 70		
163 H Eastern Mich. 88 81	147 A Toledo 61 65		
52 A Ohio 57 70	251 A Bowling Green 76 73		
176 A Western Mich. 71 79	176 H Western Mich. 51 56		
165 H Miami (OH) 70 62	18 H Central Mich. 72 77		

Non-Div I Games:

Akron

■ Loss,
■ Non-Conf, S Site,
■ Home
■ Away
N Neutral

Alabama

Through Games Of Feb. 10, 2020

Average RPI Win:	163	WON-LOST	WINNING	LAST 10	STRENGTH OF	OPP. STRENGTH	TEAM	ADJ.	CONF.	ADJ CONF.
Average RPI Loss:	48	RECORD	PCT. RANK	GAMES	SCHEDULE	OF SCHEDULE	RPI	RPI	RPI	RPI
DIV. I ONLY	14- 10	120	4-6	28	66	64	64	4	4	
DIV. I NON-CONF.	10- 3	57	0	94	151	62	62	5	5	
TOTALS	RPI 1-25	RPI 26-50	W-L RECORDS	RPI 51-100	RPI 101-150	RPI 150+				
14- 10	0- 3	1- 5	OVERALL	2- 1	5- 0	6- 1				
8- 6	0- 2	0- 3	HOME	2- 0	3- 0	3- 1				
5- 3	0- 1	0- 2	AWAY	0- 0	2- 0	3- 0				
1- 1	0- 0	1- 0	NEUTRAL	0- 1	0- 0	0- 0				
10- 3	0- 0	1- 1	NON-CONFERENCE	2- 1	2- 0	5- 1				
6- 2	0- 0	0- 1	HOME	2- 0	1- 0	3- 1				
3- 0	0- 0	0- 0	AWAY	0- 0	1- 0	2- 0				
1- 1	0- 0	1- 0	NEUTRAL	0- 1	0- 0	0- 0				
4- 7	0- 3	0- 4	CONFERENCE	0- 0	3- 0	1- 0				
2- 4	0- 2	0- 2	HOME	0- 0	2- 0	0- 0				
2- 3	0- 1	0- 2	AWAY	0- 0	1- 0	1- 0				
0- 0	0- 0	0- 0	NEUTRAL	0- 0	0- 0	0- 0				

RPI 1-25				RPI 26-50				RPI 51-100 Team's RPI: 64				RPI 101+			
RPI	S	Opponent	Score	RPI	S	Opponent	Score	RPI	S	Opponent	Score	RPI	S	Opponent	Score
1	H	South Carolina	78 93	26	A	Kentucky	62 66	79	H	North Carolina	83 77	106	H	Vanderbilt	98 61
17	H	Texas A&M	74 79	26	H	Kentucky	71 81	82	H	Colgate	72 52	113	H	Bethune-Cookman	60 49
24	A	LSU	60 71	38	H	Arkansas	48 66	83	N	Southern California	57 60	126	A	Auburn	75 48
				46	N	UNI	87 77					126	H	Auburn	68 64
				48	A	Tennessee	63 65					144	A	Tulane	66 56
				49	H	Iowa St.	66 75					170	H	Hampton	61 64
												197	A	Clemson	67 54
												216	H	Radford	85 51
												221	H	Southeastern La.	87 50
												235	A	South Alabama	74 62
												279	A	Ole Miss	57 56
												317	H	Mercer	111 56
LAST 10 Division I															
126	H	Auburn	68 64	17	H	Texas A&M	74 79								
26	A	Kentucky	62 66	48	A	Tennessee	63 65								
279	A	Ole Miss	57 56	126	A	Auburn	75 48								
38	H	Arkansas	48 66	26	H	Kentucky	71 81								
106	H	Vanderbilt	98 61	1	H	South Carolina	78 93								

Non-Div I Games:

Alabama

■ Loss,
 ■ Non-Conf, S Site,
 ■ Home
 ■ Away
 N Neutral

Average RPI Win:	320	WON-LOST	WINNING	LAST 10	STRENGTH OF	OPP. STRENGTH	TEAM	ADJ.	CONF.	ADJ CONF.
Average RPI Loss:	174	RECORD	PCT. RANK	GAMES	SCHEDULE	OF SCHEDULE	RPI	RPI	RPI	RPI
DIV. I ONLY	11- 11	173	7-3	347	343	272	272	32	32	
DIV. I NON-CONF.	4- 7	225	0	244	295	224	224	31	31	
TOTALS	RPI 1-25	RPI 26-50	W-L RECORDS	RPI 51-100	RPI 101-150	RPI 150+				
11- 11	0- 0	0- 0	OVERALL	0- 2	0- 2	11- 7				
3- 3	0- 0	0- 0	HOME	0- 0	0- 2	3- 1				
7- 7	0- 0	0- 0	AWAY	0- 2	0- 0	7- 5				
1- 1	0- 0	0- 0	NEUTRAL	0- 0	0- 0	1- 1				
4- 7	0- 0	0- 0	NON-CONFERENCE	0- 2	0- 1	4- 4				
0- 2	0- 0	0- 0	HOME	0- 0	0- 1	0- 1				
4- 4	0- 0	0- 0	AWAY	0- 2	0- 0	4- 2				
0- 1	0- 0	0- 0	NEUTRAL	0- 0	0- 0	0- 1				
7- 4	0- 0	0- 0	CONFERENCE	0- 0	0- 1	7- 3				
3- 1	0- 0	0- 0	HOME	0- 0	0- 1	3- 0				
3- 3	0- 0	0- 0	AWAY	0- 0	0- 0	3- 3				
1- 0	0- 0	0- 0	NEUTRAL	0- 0	0- 0	1- 0				

RPI S	Opponent	Score	RPI S	Opponent	Score	RPI S	Opponent	Score	RPI S	Opponent	Score	Team's RPI: 272
						74	A Nebraska	46 68	109	H Texas Southern	58 65	
						80	A Cincinnati	47 62	111	H North Florida	64 73	
									152	A Jackson St.	53 67	
									154	N North Ala.	65 80	
									168	A Memphis	71 79	
									192	H Austin Peay	61 67	
									237	A Southern U.	46 55	
									260	A San Diego St.	61 53	
									287	H Prairie View	54 44	
									290	A California Baptist	55 60	
									292	A Denver	86 83	
									315	A Georgia St.	67 52	
									322	N Alabama St.	75 48	
									328	A Alcorn	74 67	
									333	A Ark.-Pine Bluff	65 52	
									333	H Ark.-Pine Bluff	74 55	
									345	A Florida A&M	77 53	
									346	A Grambling	59 69	
									351	A Mississippi Val.	75 45	
									351	H Mississippi Val.	68 48	
LAST 10 Division I												
			351	A Mississippi Val.	75 45		328	A Alcorn	74 67			
			333	A Ark.-Pine Bluff	65 52		322	N Alabama St.	75 48			
			287	H Prairie View	54 44		351	H Mississippi Val.	68 48			
			109	H Texas Southern	58 65		333	H Ark.-Pine Bluff	74 55			
			237	A Southern U.	46 55		152	A Jackson St.	53 67			

Non-Div I Games:

Alabama A&M

■ Loss,
■ Non-Conf,
■ S Site,
■ H Home
■ A Away
N Neutral

Average RPI Win:	336	WON-LOST	WINNING	LAST 10	STRENGTH OF	OPP. STRENGTH	TEAM	ADJ.	CONF.	ADJ CONF.
Average RPI Loss:	183	RECORD	PCT. RANK	GAMES	SCHEDULE	OF SCHEDULE	RPI	RPI	RPI	RPI
DIV. I ONLY	5- 15	303	4-6	336	298	322	322	32	32	
DIV. I NON-CONF.	1- 8	322	0	98	44	287	287	31	31	
TOTALS	RPI 1-25	RPI 26-50	W-L RECORDS	RPI 51-100	RPI 101-150	RPI 150+				
5- 15	0- 2	0- 0	OVERALL	0- 1	0- 2	5- 10				
2- 5	0- 0	0- 0	HOME	0- 0	0- 1	2- 4				
3- 9	0- 2	0- 0	AWAY	0- 1	0- 1	3- 5				
0- 1	0- 0	0- 0	NEUTRAL	0- 0	0- 0	0- 1				
1- 8	0- 2	0- 0	NON-CONFERENCE	0- 1	0- 1	1- 4				
1- 2	0- 0	0- 0	HOME	0- 0	0- 0	1- 2				
0- 6	0- 2	0- 0	AWAY	0- 1	0- 1	0- 2				
0- 0	0- 0	0- 0	NEUTRAL	0- 0	0- 0	0- 0				
4- 7	0- 0	0- 0	CONFERENCE	0- 0	0- 1	4- 6				
1- 3	0- 0	0- 0	HOME	0- 0	0- 1	1- 2				
3- 3	0- 0	0- 0	AWAY	0- 0	0- 0	3- 3				
0- 1	0- 0	0- 0	NEUTRAL	0- 0	0- 0	0- 1				

RPI 1-25				RPI 26-50				RPI 51-100				RPI 101+ Team's RPI: 322			
RPI	S	Opponent	Score	RPI	S	Opponent	Score	RPI	S	Opponent	Score	RPI	S	Opponent	Score
1	A	South Carolina	43 103					67	A	South Fla.	29 80	109	H	Texas Southern	54 81
19	A	DePaul	76 105									130	A	Wisconsin	67 85
												152	A	Jackson St.	62 94
												154	H	North Ala.	60 81
												174	H	Samford	48 83
												197	A	Clemson	43 76
												237	A	Southern U.	47 69
												272	N	Alabama A&M	48 75
												279	A	Ole Miss	66 93
												287	H	Prairie View	59 62
												298	H	Jacksonville St.	68 63
												328	A	Alcorn	63 73
												333	A	Ark.-Pine Bluff	68 65
												333	H	Ark.-Pine Bluff	62 73
												346	A	Grambling	73 59
												351	A	Mississippi Val.	66 61
												351	H	Mississippi Val.	77 64
LAST 10 Division I															
333	A	Ark.-Pine Bluff	68 65	237	A	Southern U.	47 69								
351	A	Mississippi Val.	66 61	272	N	Alabama A&M	48 75								
109	H	Texas Southern	54 81	333	H	Ark.-Pine Bluff	62 73								
287	H	Prairie View	59 62	351	H	Mississippi Val.	77 64								
328	A	Alcorn	63 73	346	A	Grambling	73 59								

Non-Div I Games: Mobile 76 66 Paine 84 58

Alabama St.

■ Loss,
 ■ Non-Conf,
 ■ S Site,
 ■ Home
 ■ A Away
 N Neutral

Albany (NY)

Through Games Of Feb. 10, 2020

Average RPI Win:	283	WON-LOST	WINNING	LAST 10	STRENGTH OF	OPP. STRENGTH	TEAM	ADJ.	CONF.	ADJ CONF.
Average RPI Loss:	204	RECORD	PCT. RANK	GAMES	SCHEDULE	OF SCHEDULE	RPI	RPI	RPI	RPI
DIV. I ONLY	7- 15	270	4-6	303	320	309	309	27	27	
DIV. I NON-CONF.	3- 9	279	0	326	281	326	326	27	27	
TOTALS	RPI 1-25	RPI 26-50	W-L RECORDS	RPI 51-100	RPI 101-150	RPI 150+				
7- 15	0- 0	0- 0	OVERALL	0- 3	0- 2	7- 10				
4- 7	0- 0	0- 0	HOME	0- 1	0- 2	4- 4				
3- 8	0- 0	0- 0	AWAY	0- 2	0- 0	3- 6				
0- 0	0- 0	0- 0	NEUTRAL	0- 0	0- 0	0- 0				
3- 9	0- 0	0- 0	NON-CONFERENCE	0- 2	0- 2	3- 5				
1- 5	0- 0	0- 0	HOME	0- 0	0- 2	1- 3				
2- 4	0- 0	0- 0	AWAY	0- 2	0- 0	2- 2				
0- 0	0- 0	0- 0	NEUTRAL	0- 0	0- 0	0- 0				
4- 6	0- 0	0- 0	CONFERENCE	0- 1	0- 0	4- 5				
3- 2	0- 0	0- 0	HOME	0- 1	0- 0	3- 1				
1- 4	0- 0	0- 0	AWAY	0- 0	0- 0	1- 4				
0- 0	0- 0	0- 0	NEUTRAL	0- 0	0- 0	0- 0				

RPI 1-25				RPI 26-50				RPI 51-100				RPI 101+ Team's RPI: 309					
RPI	S	Opponent	Score	RPI	S	Opponent	Score	RPI	S	Opponent	Score	RPI	S	Opponent	Score		
								75	H	Stony Brook	53	73	132	H	Cornell	51	71
								81	A	Marist	52	76	150	H	Boston U.	58	60
								89	A	Syracuse	53	75	158	H	Columbia	82	78
												160	H	Lafayette	47	54	
												193	A	Binghamton	42	58	
												193	H	Binghamton	56	53	
												217	A	UMass Lowell	51	53	
												225	A	Maine	49	60	
												253	H	New Hampshire	47	48	
												275	A	Siena	46	52	
												284	H	Monmouth	41	53	
												293	H	UMBC	56	51	
												305	A	Vermont	36	52	
												305	H	Vermont	58	49	
												313	H	St. Francis Brooklyn	41	49	
												314	A	Bryant	55	68	
												339	A	Canisius	70	53	
												344	A	Central Conn. St.	73	63	
												349	A	Hartford	68	63	
LAST 10 Division I																	
193	A	Binghamton	42	58	75	H	Stony Brook	53	73								
305	A	Vermont	36	52	253	H	New Hampshire	47	48								
293	H	UMBC	56	51	225	A	Maine	49	60								
349	A	Hartford	68	63	193	H	Binghamton	56	53								
217	A	UMass Lowell	51	53	305	H	Vermont	58	49								

Non-Div I Games: FDU-Florham 81 21

Albany (NY)

Loss, Non-Conf, S Site, H Home A Away N Neutral

Average RPI Win: 332	WON-LOST	WINNING	LAST 10	STRENGTH OF	OPP. STRENGTH	TEAM	ADJ.	CONF.	ADJ CONF.
Average RPI Loss: 207	RECORD	PCT. RANK	GAMES	SCHEDULE	OF SCHEDULE	RPI	RPI	RPI	RPI
DIV. I ONLY	7- 14	265	4-6	350	331	328	328	32	32
DIV. I NON-CONF.	2- 8	295	0	337	256	334	334	31	31
TOTALS	RPI 1-25	RPI 26-50	W-L RECORDS	RPI 51-100	RPI 101-150	RPI 150+			
7- 14	0- 0	0- 0	OVERALL	0- 0	0- 3	7- 11			
3- 3	0- 0	0- 0	HOME	0- 0	0- 1	3- 2			
4- 9	0- 0	0- 0	AWAY	0- 0	0- 2	4- 7			
0- 2	0- 0	0- 0	NEUTRAL	0- 0	0- 0	0- 2			
2- 8	0- 0	0- 0	NON-CONFERENCE	0- 0	0- 2	2- 6			
1- 1	0- 0	0- 0	HOME	0- 0	0- 1	1- 0			
1- 5	0- 0	0- 0	AWAY	0- 0	0- 1	1- 4			
0- 2	0- 0	0- 0	NEUTRAL	0- 0	0- 0	0- 2			
5- 6	0- 0	0- 0	CONFERENCE	0- 0	0- 1	5- 5			
2- 2	0- 0	0- 0	HOME	0- 0	0- 0	2- 2			
3- 4	0- 0	0- 0	AWAY	0- 0	0- 1	3- 3			
0- 0	0- 0	0- 0	NEUTRAL	0- 0	0- 0	0- 0			

RPI 1-25			RPI 26-50			RPI 51-100			RPI 101+			Team's RPI: 328
RPI	S	Opponent	Score	RPI	S	Opponent	Score	RPI	S	Opponent	Score	
								103	A	SFA	62	67
								109	A	Texas Southern	70	105
								112	H	UAB	65	86
								152	A	Jackson St.	66	76
								152	H	Jackson St.	67	83
								168	A	Memphis	51	57
								197	N	Clemson	46	77
								218	A	UTEP	47	92
								237	A	Southern U.	57	74
								262	A	North Texas	31	67
								272	H	Alabama A&M	67	74
								279	N	Ole Miss	55	73
								287	A	Prairie View	68	63
								295	A	Texas St.	59	67
								322	H	Alabama St.	73	63
								333	A	Ark.-Pine Bluff	77	75
								340	A	Tennessee St.	62	57
								345	H	Florida A&M	58	42
								346	A	Grambling	59	70
								346	H	Grambling	80	54
								351	A	Mississippi Val.	81	67
LAST 10 Division I												
346	A	Grambling	59	70	333	A	Ark.-Pine Bluff	77	75			
152	A	Jackson St.	66	76	351	A	Mississippi Val.	81	67			
237	A	Southern U.	57	74	346	H	Grambling	80	54			
322	H	Alabama St.	73	63	152	H	Jackson St.	67	83			
272	H	Alabama A&M	67	74	109	A	Texas Southern	70	105			

Non-Div I Games: Tougaloo 85 61 Louisiana Col. 86 50

Alcorn

Loss, Non-Conf, S Site, H Home A Away N Neutral

Average RPI Win: 188	WON-LOST	WINNING	LAST 10	STRENGTH OF	OPP. STRENGTH	TEAM	ADJ.	CONF.	ADJ CONF.
Average RPI Loss: 130	RECORD	PCT. RANK	GAMES	SCHEDULE	OF SCHEDULE	RPI	RPI	RPI	RPI
DIV. I ONLY	9- 12	223	4-6	121	146	179	179	15	15
DIV. I NON-CONF.	4- 6	212	0	179	77	208	208	16	16
TOTALS	RPI 1-25	RPI 26-50	W-L RECORDS	RPI 51-100	RPI 101-150	RPI 150+			
9- 12	0- 0	0- 0	OVERALL	2- 4	2- 4	5- 4			
6- 3	0- 0	0- 0	HOME	2- 1	1- 1	3- 1			
3- 8	0- 0	0- 0	AWAY	0- 3	1- 2	2- 3			
0- 1	0- 0	0- 0	NEUTRAL	0- 0	0- 1	0- 0			
4- 6	0- 0	0- 0	NON-CONFERENCE	1- 2	1- 1	2- 3			
3- 1	0- 0	0- 0	HOME	1- 1	1- 0	1- 0			
1- 4	0- 0	0- 0	AWAY	0- 1	0- 0	1- 3			
0- 1	0- 0	0- 0	NEUTRAL	0- 0	0- 1	0- 0			
5- 6	0- 0	0- 0	CONFERENCE	1- 2	1- 3	3- 1			
3- 2	0- 0	0- 0	HOME	1- 0	0- 1	2- 1			
2- 4	0- 0	0- 0	AWAY	0- 2	1- 2	1- 0			
0- 0	0- 0	0- 0	NEUTRAL	0- 0	0- 0	0- 0			

RPI S	Opponent	Score	RPI S	Opponent	Score	RPI S	Opponent	Score	RPI S	Opponent	Score	Team's RPI: 179
						52	A Ohio	69 81	107	N Buffalo	55 73	
						57	H Minnesota	53 70	121	A Lehigh	64 56	
						71	A Bucknell	43 68	121	H Lehigh	63 64	
						82	A Colgate	62 63	135	H George Washington	66 53	
						82	H Colgate	63 61	143	A Holy Cross	59 72	
						95	H Villanova	76 54	150	A Boston U.	44 59	
									160	H Lafayette	52 67	
									182	A Towson	60 63	
									187	H High Point	56 48	
									212	A Saint Joseph's	51 72	
									216	A Radford	59 55	
									227	A George Mason	55 73	
									254	H Loyola Maryland	63 44	
									300	A Army West Point	67 62	
									300	H Army West Point	73 57	
LAST 10 Division I												
			300	A Army West Point	67 62				143	A Holy Cross	59 72	
			160	H Lafayette	52 67				71	A Bucknell	43 68	
			121	A Lehigh	64 56				121	H Lehigh	63 64	
			82	A Colgate	62 63				300	H Army West Point	73 57	
			254	H Loyola Maryland	63 44				150	A Boston U.	44 59	

Non-Div I Games:

American

■ Loss,
 ■ Non-Conf,
 ■ S Site,
 ■ H Home
 ■ A Away
 N Neutral

Average RPI Win:	303	WON-LOST	WINNING	LAST 10	STRENGTH OF	OPP. STRENGTH	TEAM	ADJ.	CONF.	ADJ CONF.
Average RPI Loss:	140	RECORD	PCT. RANK	GAMES	SCHEDULE	OF SCHEDULE	RPI	RPI	RPI	RPI
DIV. I ONLY	7- 15	270	4-6	166	213	249	249	21	21	
DIV. I NON-CONF.	3- 8	268	0	139	220	240	240	19	19	
TOTALS	RPI 1-25	RPI 26-50	W-L RECORDS	RPI 51-100	RPI 101-150	RPI 150+				
7- 15	0- 1	0- 1	OVERALL	0- 2	0- 5	7- 6				
4- 4	0- 0	0- 0	HOME	0- 1	0- 1	4- 2				
2- 10	0- 1	0- 1	AWAY	0- 1	0- 3	2- 4				
1- 1	0- 0	0- 0	NEUTRAL	0- 0	0- 1	1- 0				
3- 8	0- 1	0- 1	NON-CONFERENCE	0- 0	0- 3	3- 3				
1- 2	0- 0	0- 0	HOME	0- 0	0- 0	1- 2				
1- 5	0- 1	0- 1	AWAY	0- 0	0- 2	1- 1				
1- 1	0- 0	0- 0	NEUTRAL	0- 0	0- 1	1- 0				
4- 7	0- 0	0- 0	CONFERENCE	0- 2	0- 2	4- 3				
3- 2	0- 0	0- 0	HOME	0- 1	0- 1	3- 0				
1- 5	0- 0	0- 0	AWAY	0- 1	0- 1	1- 3				
0- 0	0- 0	0- 0	NEUTRAL	0- 0	0- 0	0- 0				

RPI 1-25				RPI 26-50				RPI 51-100				RPI 101+ Team's RPI: 249			
RPI	S	Opponent	Score	RPI	S	Opponent	Score	RPI	S	Opponent	Score	RPI	S	Opponent	Score
1	A	South Carolina	50 92	32	A	Michigan	35 62	58	A	Troy	55 84	113	N	Bethune-Cookman	44 61
								99	H	Coastal Caro.	53 80	115	A	VCU	38 66
												124	A	UT Arlington	44 63
												124	H	UT Arlington	60 82
												137	A	Elon	66 67
												151	A	UNC Greensboro	47 54
												183	A	Little Rock	63 68
												223	H	Gardner-Webb	56 67
												235	A	South Alabama	66 81
												239	A	Arkansas St.	58 76
												266	A	Wofford	54 51
												270	H	ETSU	61 67
												295	A	Texas St.	59 47
												295	H	Texas St.	73 65
												297	H	Ga. Southern	83 75
												315	H	Georgia St.	65 37
												317	H	Mercer	77 68
												339	N	Canisius	74 57
LAST 10 Division I															
295	A	Texas St.	59 47	99	H	Coastal Caro.	53 80								
124	A	UT Arlington	44 63	239	A	Arkansas St.	58 76								
297	H	Ga. Southern	83 75	295	H	Texas St.	73 65								
315	H	Georgia St.	65 37	124	H	UT Arlington	60 82								
183	A	Little Rock	63 68	58	A	Troy	55 84								

Non-Div I Games:

Appalachian St.

■ Loss,
 ■ Non-Conf,
 ■ S Site,
 ■ H Home
 ■ A Away
 N Neutral

Arizona

Through Games Of Feb. 10, 2020

Average RPI Win:	165	WON-LOST	WINNING	LAST 10	STRENGTH OF	OPP. STRENGTH	TEAM	ADJ.	CONF.	ADJ CONF.
Average RPI Loss:	6	RECORD	PCT. RANK	GAMES	SCHEDULE	OF SCHEDULE	RPI	RPI	RPI	RPI
DIV. I ONLY	19- 4	25	6-4	50	42	21	21	1	1	
DIV. I NON-CONF.	11- 0	1	0	331	273	76	76	1	1	
TOTALS	RPI 1-25	RPI 26-50	W-L RECORDS	RPI 51-100	RPI 101-150	RPI 150+				
19- 4	2- 4	3- 0	OVERALL	3- 0	1- 0	10- 0				
10- 2	1- 2	1- 0	HOME	1- 0	0- 0	7- 0				
9- 2	1- 2	2- 0	AWAY	2- 0	1- 0	3- 0				
0- 0	0- 0	0- 0	NEUTRAL	0- 0	0- 0	0- 0				
11- 0	0- 0	1- 0	NON-CONFERENCE	0- 0	0- 0	10- 0				
7- 0	0- 0	0- 0	HOME	0- 0	0- 0	7- 0				
4- 0	0- 0	1- 0	AWAY	0- 0	0- 0	3- 0				
0- 0	0- 0	0- 0	NEUTRAL	0- 0	0- 0	0- 0				
8- 4	2- 4	2- 0	CONFERENCE	3- 0	1- 0	0- 0				
3- 2	1- 2	1- 0	HOME	1- 0	0- 0	0- 0				
5- 2	1- 2	1- 0	AWAY	2- 0	1- 0	0- 0				
0- 0	0- 0	0- 0	NEUTRAL	0- 0	0- 0	0- 0				

RPI	S	Opponent	Score	RPI	S	Opponent	Score	RPI	S	Opponent	Score	RPI	S	Opponent	Score
2	A	Oregon	52 85	28	A	Arizona St.	58 53	83	A	Southern California	65 57	134	A	Washington	66 58
2	H	Oregon	64 71	28	H	Arizona St.	59 53	83	H	Southern California	73 57	175	A	Montana	77 42
5	A	UCLA	58 70	31	A	Texas	83 58	94	A	Washington St.	74 67	203	H	Santa Clara	65 52
5	H	UCLA	92 66									214	H	North Dakota	74 42
14	A	Oregon St.	65 58									218	A	UTEP	54 43
14	H	Oregon St.	61 63									273	H	UC Santa Barbara	61 42
												284	H	Monmouth	86 34
												287	H	Prairie View	83 48
												288	H	UC Riverside	70 27
												340	H	Tennessee St.	77 42
												350	A	Chicago St.	82 50
LAST 10 Division I															
14	A	Oregon St.	65 58	134	A	Washington	66 58								
2	A	Oregon	52 85	94	A	Washington St.	74 67								
83	H	Southern California	73 57	2	H	Oregon	64 71								
5	H	UCLA	92 66	14	H	Oregon St.	61 63								
28	H	Arizona St.	59 53	5	A	UCLA	58 70								

Non-Div I Games:

Arizona

Loss, Non-Conf, S Site, H Home A Away N Neutral

Average RPI Win:	152	WON-LOST	WINNING	LAST 10	STRENGTH OF	OPP. STRENGTH	TEAM	ADJ.	CONF.	ADJ CONF.
Average RPI Loss:	21	RECORD	PCT. RANK	GAMES	SCHEDULE	OF SCHEDULE	RPI	RPI	RPI	RPI
DIV. I ONLY	16- 8	74	6-4	15	15	28	28	1	1	
DIV. I NON-CONF.	10- 2	29	0	224	113	65	65	1	1	
TOTALS	RPI 1-25	RPI 26-50	W-L RECORDS	RPI 51-100	RPI 101-150	RPI 150+				
16- 8	2- 6	1- 1	OVERALL	5- 1	1- 0	7- 0				
10- 2	2- 2	1- 0	HOME	2- 0	0- 0	5- 0				
4- 5	0- 4	0- 0	AWAY	2- 1	1- 0	1- 0				
2- 1	0- 0	0- 1	NEUTRAL	1- 0	0- 0	1- 0				
10- 2	0- 0	1- 1	NON-CONFERENCE	2- 1	0- 0	7- 0				
7- 0	0- 0	1- 0	HOME	1- 0	0- 0	5- 0				
1- 1	0- 0	0- 0	AWAY	0- 1	0- 0	1- 0				
2- 1	0- 0	0- 1	NEUTRAL	1- 0	0- 0	1- 0				
6- 6	2- 6	0- 0	CONFERENCE	3- 0	1- 0	0- 0				
3- 2	2- 2	0- 0	HOME	1- 0	0- 0	0- 0				
3- 4	0- 4	0- 0	AWAY	2- 0	1- 0	0- 0				
0- 0	0- 0	0- 0	NEUTRAL	0- 0	0- 0	0- 0				

RPI 1-25				RPI 26-50				RPI 51-100				RPI 101+			
RPI	S	Opponent	Score	RPI	S	Opponent	Score	RPI	S	Opponent	Score	RPI	S	Opponent	Score
2	A	Oregon	48 79	35	H	Creighton	70 55	57	A	Minnesota	66 80	134	A	Washington	67 50
2	H	Oregon	72 66	40	N	Purdue	52 59	60	N	Middle Tenn.	61 60	194	H	New Mexico	84 47
5	A	UCLA	66 68					69	H	BYU	60 52	199	H	Idaho St.	74 69
5	H	UCLA	61 70					83	A	Southern California	63 54	225	N	Maine	57 31
14	A	Oregon St.	62 64					83	H	Southern California	76 75	300	H	Army West Point	83 51
14	H	Oregon St.	55 47					94	A	Washington St.	65 56	311	H	Air Force	87 56
21	A	Arizona	53 59									312	H	Cal Poly	66 41
21	H	Arizona	53 58									321	A	New Mexico St.	70 47
LAST 10 Division I															
2	A	Oregon	48 79	94	A	Washington St.	65 56								
14	A	Oregon St.	62 64	134	A	Washington	67 50								
5	H	UCLA	61 70	14	H	Oregon St.	55 47								
83	H	Southern California	76 75	2	H	Oregon	72 66								
21	A	Arizona	53 59	83	A	Southern California	63 54								

Non-Div I Games:

Arizona St.

Loss, Non-Conf, S Site, H Home A Away N Neutral

Average RPI Win:	340	WON-LOST	WINNING	LAST 10	STRENGTH OF	OPP. STRENGTH	TEAM	ADJ.	CONF.	ADJ CONF.
Average RPI Loss:	190	RECORD	PCT. RANK	GAMES	SCHEDULE	OF SCHEDULE	RPI	RPI	RPI	RPI
DIV. I ONLY	3- 17	326	2-8	297	332	333	333	32	32	
DIV. I NON-CONF.	0- 9	338	0	87	156	314	314	31	31	
TOTALS	RPI 1-25	RPI 26-50	W-L RECORDS	RPI 51-100	RPI 101-150	RPI 150+				
3- 17	0- 0	0- 2	OVERALL	0- 2	0- 2	3- 11				
1- 5	0- 0	0- 0	HOME	0- 0	0- 0	1- 5				
2- 12	0- 0	0- 2	AWAY	0- 2	0- 2	2- 6				
0- 0	0- 0	0- 0	NEUTRAL	0- 0	0- 0	0- 0				
0- 9	0- 0	0- 2	NON-CONFERENCE	0- 2	0- 1	0- 4				
0- 0	0- 0	0- 0	HOME	0- 0	0- 0	0- 0				
0- 9	0- 0	0- 2	AWAY	0- 2	0- 1	0- 4				
0- 0	0- 0	0- 0	NEUTRAL	0- 0	0- 0	0- 0				
3- 8	0- 0	0- 0	CONFERENCE	0- 0	0- 1	3- 7				
1- 5	0- 0	0- 0	HOME	0- 0	0- 0	1- 5				
2- 3	0- 0	0- 0	AWAY	0- 0	0- 1	2- 2				
0- 0	0- 0	0- 0	NEUTRAL	0- 0	0- 0	0- 0				

RPI 1-25				RPI 26-50				RPI 51-100				RPI 101+				Team's RPI: 333	
RPI	S	Opponent	Score	RPI	S	Opponent	Score	RPI	S	Opponent	Score	RPI	S	Opponent	Score		
				48	A	Tennessee	51 92	94	A	Washington St.	56 85	109	A	Texas Southern	77 78		
				49	A	Iowa St.	40 90	99	A	Coastal Caro.	69 76	148	A	Wichita St.	50 100		
												152	H	Jackson St.	44 56		
												159	A	Texas Tech	55 81		
												172	A	Illinois	50 65		
												236	A	Milwaukee	55 69		
												237	H	Southern U.	43 70		
												239	A	Arkansas St.	60 81		
												272	A	Alabama A&M	55 74		
												272	H	Alabama A&M	52 65		
												287	A	Prairie View	51 61		
												322	A	Alabama St.	73 62		
												322	H	Alabama St.	65 68		
												328	H	Alcorn	75 77		
												346	H	Grambling	84 79		
												351	A	Mississippi Val.	80 77		
LAST 10 Division I																	
				322	H	Alabama St.	65 68	287	A	Prairie View	51 61						
				272	H	Alabama A&M	52 65	328	H	Alcorn	75 77						
				152	H	Jackson St.	44 56	237	H	Southern U.	43 70						
				346	H	Grambling	84 79	322	A	Alabama St.	73 62						
				109	A	Texas Southern	77 78	272	A	Alabama A&M	55 74						

Non-Div I Games: Philander Smith 66 54

Ark.-Pine Bluff

■ Loss,
 ■ Non-Conf,
 ■ S Site,
 ■ Home
 ■ A Away
 N Neutral

Arkansas

Through Games Of Feb. 10, 2020

Average RPI Win: 144		WON-LOST	WINNING	LAST 10	STRENGTH OF	OPP. STRENGTH	TEAM	ADJ.	CONF.	ADJ CONF.
Average RPI Loss: 49		RECORD	PCT. RANK	GAMES	SCHEDULE	OF SCHEDULE	RPI	RPI	RPI	RPI
DIV. I ONLY		19- 5	32	7-3	83	23	38	38	4	4
DIV. I NON-CONF.		12- 1	10	0	181	133	35	35	5	5
TOTALS		RPI 1-25	RPI 26-50		W-L RECORDS		RPI 51-100	RPI 101-150	RPI 150+	
19- 5	0- 3	1- 0		OVERALL		5- 1	7- 1	6- 0		
13- 3	0- 2	1- 0		HOME		3- 1	3- 0	6- 0		
4- 2	0- 1	0- 0		AWAY		1- 0	3- 1	0- 0		
2- 0	0- 0	0- 0		NEUTRAL		1- 0	1- 0	0- 0		
12- 1	0- 0	0- 0		NON-CONFERENCE		4- 0	2- 1	6- 0		
10- 0	0- 0	0- 0		HOME		3- 0	1- 0	6- 0		
0- 1	0- 0	0- 0		AWAY		0- 0	0- 1	0- 0		
2- 0	0- 0	0- 0		NEUTRAL		1- 0	1- 0	0- 0		
7- 4	0- 3	1- 0		CONFERENCE		1- 1	5- 0	0- 0		
3- 3	0- 2	1- 0		HOME		0- 1	2- 0	0- 0		
4- 1	0- 1	0- 0		AWAY		1- 0	3- 0	0- 0		
0- 0	0- 0	0- 0		NEUTRAL		0- 0	0- 0	0- 0		

RPI 1-25				RPI 26-50				Team's RPI: 38				RPI 51-100				RPI 101+			
RPI	S	Opponent	Score	RPI	S	Opponent	Score	RPI	S	Opponent	Score	RPI	S	Opponent	Score	RPI	S	Opponent	Score
1	A	South Carolina	82 91	26	H	Kentucky	103 85	56	H	Belmont	91 60	106	A	Vanderbilt	100 66				
1	H	South Carolina	65 86					64	A	Alabama	66 48	122	H	Kansas St.	81 72				
17	H	Texas A&M	77 84					68	H	UT Martin	96 46	126	A	Auburn	86 70				
								75	H	Stony Brook	88 58	129	A	Missouri	85 81				
								84	H	Georgia	55 64	129	H	Missouri	90 73				
								97	N	Fordham	71 59	130	N	Wisconsin	68 64				
												133	H	Florida	79 57				
												140	A	California	80 84				
												166	H	New Orleans	82 52				
												183	H	Little Rock	86 53				
												209	H	Oral Roberts	96 64				
												246	H	Tulsa	91 41				
												332	H	Northwestern St.	99 39				
												334	H	McNeese	101 58				
LAST 10 Division I																			
26	H	Kentucky	103 85	84	H	Georgia	55 64	106	A	Vanderbilt	100 66								
1	H	South Carolina	65 86	129	H	Missouri	90 73	1	A	South Carolina	82 91								
129	A	Missouri	85 81	64	A	Alabama	66 48	126	A	Auburn	86 70								
64	A	Alabama	66 48																
133	H	Florida	79 57																

Non-Div I Games:

Arkansas

■ Loss,
 ■ Non-Conf, S Site,
 ■ Home
 ■ Away
 N Neutral

Average RPI Win:	274	WON-LOST	WINNING	LAST 10	STRENGTH OF	OPP. STRENGTH	TEAM	ADJ.	CONF.	ADJ CONF.
Average RPI Loss:	175	RECORD	PCT. RANK	GAMES	SCHEDULE	OF SCHEDULE	RPI	RPI	RPI	RPI
DIV. I ONLY	8- 13	243	6-4	241	259	239	239	21	21	
DIV. I NON-CONF.	2- 8	295	0	110	252	249	249	19	19	
TOTALS	RPI 1-25	RPI 26-50	W-L RECORDS	RPI 51-100	RPI 101-150	RPI 150+				
8- 13	0- 2	0- 0	OVERALL	1- 0	0- 3	7- 8				
5- 1	0- 0	0- 0	HOME	1- 0	0- 1	4- 0				
3- 11	0- 2	0- 0	AWAY	0- 0	0- 1	3- 8				
0- 1	0- 0	0- 0	NEUTRAL	0- 0	0- 1	0- 0				
2- 8	0- 2	0- 0	NON-CONFERENCE	0- 0	0- 2	2- 4				
1- 1	0- 0	0- 0	HOME	0- 0	0- 1	1- 0				
1- 6	0- 2	0- 0	AWAY	0- 0	0- 0	1- 4				
0- 1	0- 0	0- 0	NEUTRAL	0- 0	0- 1	0- 0				
6- 5	0- 0	0- 0	CONFERENCE	1- 0	0- 1	5- 4				
4- 0	0- 0	0- 0	HOME	1- 0	0- 0	3- 0				
2- 5	0- 0	0- 0	AWAY	0- 0	0- 1	2- 4				
0- 0	0- 0	0- 0	NEUTRAL	0- 0	0- 0	0- 0				

RPI 1-25				RPI 26-50				RPI 51-100				RPI 101+ Team's RPI: 239			
RPI	S	Opponent	Score	RPI	S	Opponent	Score	RPI	S	Opponent	Score	RPI	S	Opponent	Score
8	A	Baylor	43 111					99	H	Coastal Caro.	63 61	124	A	UT Arlington	44 71
19	A	DePaul	64 109									128	H	Southeast Mo. St.	67 79
												138	N	N.C. A&T	50 55
												164	A	Louisiana	43 83
												168	A	Memphis	50 78
												183	A	Little Rock	58 67
												240	A	Murray St.	62 77
												241	A	Louisiana Tech	54 67
												246	A	Tulsa	77 79
												249	H	Appalachian St.	76 58
												260	A	San Diego St.	71 62
												295	A	Texas St.	56 53
												297	A	Ga. Southern	67 80
												297	H	Ga. Southern	69 62
												315	A	Georgia St.	56 67
												315	H	Georgia St.	70 68
												333	H	Ark.-Pine Bluff	81 60
												347	A	La.-Monroe	54 53
LAST 10 Division I															
297	A	Ga. Southern	67 80	183	A	Little Rock	58 67								
315	A	Georgia St.	56 67	249	H	Appalachian St.	76 58								
347	A	La.-Monroe	54 53	297	H	Ga. Southern	69 62								
99	H	Coastal Caro.	63 61	315	H	Georgia St.	70 68								
164	A	Louisiana	43 83	295	A	Texas St.	56 53								

Non-Div I Games: Central Baptist 88 63

Arkansas St.

Loss, Non-Conf, S Site, H Home A Away N Neutral

Average RPI Win: 286	WON-LOST	WINNING	LAST 10	STRENGTH OF	OPP. STRENGTH	TEAM	ADJ.	CONF.	ADJ CONF.
Average RPI Loss: 147	RECORD	PCT. RANK	GAMES	SCHEDULE	OF SCHEDULE	RPI	RPI	RPI	RPI
DIV. I ONLY	5- 17	310	1-9	197	198	300	300	15	15
DIV. I NON-CONF.	4- 7	225	0	251	263	261	261	16	16
TOTALS	RPI 1-25	RPI 26-50	W-L RECORDS	RPI 51-100	RPI 101-150	RPI 150+			
5- 17	0- 1	0- 1	OVERALL	0- 4	1- 3	4- 8			
3- 8	0- 1	0- 0	HOME	0- 1	1- 3	2- 3			
2- 9	0- 0	0- 1	AWAY	0- 3	0- 0	2- 5			
0- 0	0- 0	0- 0	NEUTRAL	0- 0	0- 0	0- 0			
4- 7	0- 1	0- 1	NON-CONFERENCE	0- 1	0- 1	4- 3			
2- 3	0- 1	0- 0	HOME	0- 0	0- 1	2- 1			
2- 4	0- 0	0- 1	AWAY	0- 1	0- 0	2- 2			
0- 0	0- 0	0- 0	NEUTRAL	0- 0	0- 0	0- 0			
1- 10	0- 0	0- 0	CONFERENCE	0- 3	1- 2	0- 5			
1- 5	0- 0	0- 0	HOME	0- 1	1- 2	0- 2			
0- 5	0- 0	0- 0	AWAY	0- 2	0- 0	0- 3			
0- 0	0- 0	0- 0	NEUTRAL	0- 0	0- 0	0- 0			

RPI 1-25				RPI 26-50				RPI 51-100				RPI 101+ Team's RPI: 300			
RPI	S	Opponent	Score	RPI	S	Opponent	Score	RPI	S	Opponent	Score	RPI	S	Opponent	Score
22	H	TCU	52 66	28	A	Arizona St.	51 83	61	A	St. John's (NY)	60 96	121	H	Lehigh	65 94
								71	A	Bucknell	46 77	125	H	William & Mary	65 77
								71	H	Bucknell	52 63	143	H	Holy Cross	61 48
								82	A	Colgate	93 100	150	H	Boston U.	66 72
												158	H	Columbia	62 71
												160	H	Lafayette	52 57
												179	A	American	57 73
												179	H	American	62 67
												232	A	Manhattan	56 86
												254	A	Loyola Maryland	59 68
												296	A	Navy	45 57
												311	A	Air Force	68 66
												313	A	St. Francis Brooklyn	64 70
												314	H	Bryant	81 75
												325	A	Fairleigh Dickinson	70 68
												335	H	LIU Brooklyn	67 60
LAST 10 Division I															
179	H	American	62 67	254	A	Loyola Maryland	59 68								
121	H	Lehigh	65 94	143	H	Holy Cross	61 48								
71	A	Bucknell	46 77	150	H	Boston U.	66 72								
296	A	Navy	45 57	179	A	American	57 73								
160	H	Lafayette	52 57	82	A	Colgate	93 100								

Non-Div I Games:

Army West Point

■ Loss,
 ■ Non-Conf,
 ■ S Site,
 ■ Home
 ■ A Away
 N Neutral

Average RPI Win:	196	WON-LOST	WINNING	LAST 10	STRENGTH OF	OPP. STRENGTH	TEAM	ADJ.	CONF.	ADJ CONF.
Average RPI Loss:	60	RECORD	PCT. RANK	GAMES	SCHEDULE	OF SCHEDULE	RPI	RPI	RPI	RPI
DIV. I ONLY	8- 13	243	2-8	18	71	126	126	4	4	
DIV. I NON-CONF.	6- 5	151	0	19	172	73	73	5	5	
TOTALS	RPI 1-25	RPI 26-50	W-L RECORDS	RPI 51-100	RPI 101-150	RPI 150+				
8- 13	0- 2	0- 4	OVERALL	1- 4	2- 3	5- 0				
6- 4	0- 0	0- 2	HOME	0- 1	2- 1	4- 0				
1- 7	0- 2	0- 1	AWAY	0- 2	0- 2	1- 0				
1- 2	0- 0	0- 1	NEUTRAL	1- 1	0- 0	0- 0				
6- 5	0- 1	0- 2	NON-CONFERENCE	1- 1	1- 1	4- 0				
4- 1	0- 0	0- 1	HOME	0- 0	1- 0	3- 0				
1- 2	0- 1	0- 0	AWAY	0- 0	0- 1	1- 0				
1- 2	0- 0	0- 1	NEUTRAL	1- 1	0- 0	0- 0				
2- 8	0- 1	0- 2	CONFERENCE	0- 3	1- 2	1- 0				
2- 3	0- 0	0- 1	HOME	0- 1	1- 1	1- 0				
0- 5	0- 1	0- 1	AWAY	0- 2	0- 1	0- 0				
0- 0	0- 0	0- 0	NEUTRAL	0- 0	0- 0	0- 0				

RPI	S	Opponent	Score	RPI	S	Opponent	Score	RPI	S	Opponent	Score	RPI	S	Opponent	Score	Team's RPI: 126
9	A	Mississippi St.	73 78	26	A	Kentucky	61 68	60	N	Middle Tenn.	50 73	106	A	Vanderbilt	55 77	
22	A	TCU	65 80	29	N	Drake	82 83	62	N	Dayton	76 74	106	H	Vanderbilt	70 62	
				33	H	Old Dominion	77 89	64	A	Alabama	64 68	112	A	UAB	75 80	
				38	H	Arkansas	70 86	64	H	Alabama	48 75	113	H	Bethune-Cookman	74 56	
								84	A	Georgia	50 61	133	H	Florida	63 83	
												212	H	Saint Joseph's	66 62	
												235	A	South Alabama	82 62	
												266	H	Wofford	84 82	
												279	H	Ole Miss	59 43	
												298	H	Jacksonville St.	62 53	
LAST 10 Division I																
64	A	Alabama	64 68	84	A	Georgia	50 61									
106	H	Vanderbilt	70 62	64	H	Alabama	48 75									
9	A	Mississippi St.	73 78	133	H	Florida	63 83									
26	A	Kentucky	61 68	38	H	Arkansas	70 86									
279	H	Ole Miss	59 43	106	A	Vanderbilt	55 77									

Non-Div I Games:

Auburn

■ Loss,
 ■ Non-Conf, S Site,
 ■ Home
 ■ Away
 N Neutral

Average RPI Win:	278	WON-LOST	WINNING	LAST 10	STRENGTH OF	OPP. STRENGTH	TEAM	ADJ.	CONF.	ADJ CONF.
Average RPI Loss:	109	RECORD	PCT. RANK	GAMES	SCHEDULE	OF SCHEDULE	RPI	RPI	RPI	RPI
DIV. I ONLY	11- 10	158	4-6	243	277	192	192	20	20	
DIV. I NON-CONF.	7- 2	53	0	292	291	101	101	24	24	
TOTALS	RPI 1-25	RPI 26-50	W-L RECORDS	RPI 51-100	RPI 101-150	RPI 150+				
11- 10	0- 0	0- 1	OVERALL	1- 4	0- 2	10- 3				
4- 4	0- 0	0- 0	HOME	1- 2	0- 1	3- 1				
6- 6	0- 0	0- 1	AWAY	0- 2	0- 1	6- 2				
1- 0	0- 0	0- 0	NEUTRAL	0- 0	0- 0	1- 0				
7- 2	0- 0	0- 1	NON-CONFERENCE	1- 0	0- 0	6- 1				
2- 0	0- 0	0- 0	HOME	1- 0	0- 0	1- 0				
4- 2	0- 0	0- 1	AWAY	0- 0	0- 0	4- 1				
1- 0	0- 0	0- 0	NEUTRAL	0- 0	0- 0	1- 0				
4- 8	0- 0	0- 0	CONFERENCE	0- 4	0- 2	4- 2				
2- 4	0- 0	0- 0	HOME	0- 2	0- 1	2- 1				
2- 4	0- 0	0- 0	AWAY	0- 2	0- 1	2- 1				
0- 0	0- 0	0- 0	NEUTRAL	0- 0	0- 0	0- 0				

RPI 1-25				RPI 26-50				RPI 51-100				RPI 101+				Team's RPI: 192	
RPI	S	Opponent	Score	RPI	S	Opponent	Score	RPI	S	Opponent	Score	RPI	S	Opponent	Score		
				26	A	Kentucky	52 81	56	A	Belmont	46 69	128	A	Southeast Mo. St.	43 81		
								56	H	Belmont	52 53	128	H	Southeast Mo. St.	66 79		
								68	A	UT Martin	61 65	162	A	Tennessee Tech	49 58		
								68	H	UT Martin	61 69	172	A	Illinois	62 76		
								78	H	Illinois St.	77 72	193	N	Binghamton	80 63		
												224	H	Eastern Ill.	47 76		
												233	A	Chattanooga	50 49		
												272	A	Alabama A&M	67 61		
												286	A	FIU	58 56		
												298	A	Jacksonville St.	63 57		
												327	H	Evansville	80 64		
												338	H	SIUE	74 61		
												340	A	Tennessee St.	87 55		
												340	H	Tennessee St.	76 58		
												351	A	Mississippi Val.	100 82		
LAST 10 Division I																	
				56	A	Belmont	46 69	340	H	Tennessee St.	76 58						
				340	A	Tennessee St.	87 55	68	A	UT Martin	61 65						
				224	H	Eastern Ill.	47 76	128	A	Southeast Mo. St.	43 81						
				338	H	SIUE	74 61	298	A	Jacksonville St.	63 57						
				56	H	Belmont	52 53	162	A	Tennessee Tech	49 58						

Non-Div I Games: Christian Bros. 82 62 Ky. Wesleyan 103 70

Austin Peay

■ Loss,
 ■ Non-Conf,
 ■ S Site,
 ■ Home
 ■ A Away
 N Neutral

BYU										
Average RPI Win:	187	WON-LOST	WINNING	LAST 10	STRENGTH OF	OPP. STRENGTH	TEAM	ADJ.	CONF.	ADJ CONF.
Average RPI Loss:	71	RECORD	PCT. RANK	GAMES	SCHEDULE	OF SCHEDULE	RPI	RPI	RPI	RPI
DIV. I ONLY	12- 9	126	6-4	58	90	69	69	11	11	
DIV. I NON-CONF.	4- 5	195	0	69	45	118	118	11	11	

TOTALS	RPI 1-25	RPI 26-50		W-L RECORDS	RPI 51-100	RPI 101-150	RPI 150+			
12- 9	0- 3	0- 1		OVERALL	1- 2	3- 3	8- 0			
5- 3	0- 1	0- 0		HOME	0- 1	1- 1	4- 0			
6- 5	0- 1	0- 1		AWAY	1- 1	2- 2	3- 0			
1- 1	0- 1	0- 0		NEUTRAL	0- 0	0- 0	1- 0			
4- 5	0- 1	0- 1		NON-CONFERENCE	1- 2	0- 1	3- 0			
2- 1	0- 0	0- 0		HOME	0- 1	0- 0	2- 0			
1- 3	0- 0	0- 1		AWAY	1- 1	0- 1	0- 0			
1- 1	0- 1	0- 0		NEUTRAL	0- 0	0- 0	1- 0			
8- 4	0- 2	0- 0		CONFERENCE	0- 0	3- 2	5- 0			
3- 2	0- 1	0- 0		HOME	0- 0	1- 1	2- 0			
5- 2	0- 1	0- 0		AWAY	0- 0	2- 1	3- 0			
0- 0	0- 0	0- 0		NEUTRAL	0- 0	0- 0	0- 0			

RPI 1-25				RPI 26-50				RPI 51-100 Team's RPI: 69				RPI 101+			
RPI	S	Opponent	Score	RPI	S	Opponent	Score	RPI	S	Opponent	Score	RPI	S	Opponent	Score
11	A	Gonzaga	44 59	28	A	Arizona St.	52 60	59	A	Fresno St.	71 65	105	A	Pacific	76 66
11	H	Gonzaga	43 55					92	H	Utah	73 77	119	A	San Diego	45 51
14	N	Oregon St.	34 65					94	A	Washington St.	50 67	119	H	San Diego	52 36
												127	A	Boise St.	55 66
												145	A	Portland	66 54
												145	H	Portland	48 57
												153	N	San Jose St.	75 56
												155	A	Saint Mary's (CA)	65 55
												186	A	Pepperdine	65 47
												203	H	Santa Clara	71 48
												243	H	San Francisco	57 44
												277	H	Utah St.	67 50
												280	A	LMU (CA)	59 44
												324	H	Utah Valley	71 57

LAST 10 Division I															
119	A	San Diego	45 51	155	A	Saint Mary's (CA)	65 55								
11	A	Gonzaga	44 59	105	A	Pacific	76 66								
145	A	Portland	66 54	119	H	San Diego	52 36								
203	H	Santa Clara	71 48	145	H	Portland	48 57								
243	H	San Francisco	57 44	11	H	Gonzaga	43 55								

Non-Div I Games: Tex. A&M-Kingsville90 38

BYU

Average RPI Win:	185	WON-LOST	WINNING	LAST 10	STRENGTH OF	OPP. STRENGTH	TEAM	ADJ.	CONF.	ADJ CONF.
Average RPI Loss:	68	RECORD	PCT. RANK	GAMES	SCHEDULE	OF SCHEDULE	RPI	RPI	RPI	RPI
DIV. I ONLY	14- 7	74	7-3	115	104	70	70	10	10	
DIV. I NON-CONF.	7- 4	100	0	184	107	106	106	10	10	
TOTALS	RPI 1-25	RPI 26-50	W-L RECORDS	RPI 51-100	RPI 101-150	RPI 150+				
14- 7	0- 1	0- 1	OVERALL	1- 3	4- 2	9- 0				
8- 1	0- 0	0- 1	HOME	1- 0	2- 0	5- 0				
3- 5	0- 1	0- 0	AWAY	0- 3	0- 1	3- 0				
3- 1	0- 0	0- 0	NEUTRAL	0- 0	2- 1	1- 0				
7- 4	0- 0	0- 1	NON-CONFERENCE	1- 2	2- 1	4- 0				
2- 1	0- 0	0- 1	HOME	1- 0	0- 0	1- 0				
2- 2	0- 0	0- 0	AWAY	0- 2	0- 0	2- 0				
3- 1	0- 0	0- 0	NEUTRAL	0- 0	2- 1	1- 0				
7- 3	0- 1	0- 0	CONFERENCE	0- 1	2- 1	5- 0				
6- 0	0- 0	0- 0	HOME	0- 0	2- 0	4- 0				
1- 3	0- 1	0- 0	AWAY	0- 1	0- 1	1- 0				
0- 0	0- 0	0- 0	NEUTRAL	0- 0	0- 0	0- 0				

RPI 1-25				RPI 26-50				RPI 51-100 Team's RPI: 70				RPI 101+			
RPI	S	Opponent	Score	RPI	S	Opponent	Score	RPI	S	Opponent	Score	RPI	S	Opponent	Score
18	A	Central Mich.	39 66	30	H	Western Ky.	86 91	52	A	Ohio	71 79	107	H	Buffalo	69 65
								54	A	IUPUI	48 65	110	A	Kent St.	68 69
								80	A	Cincinnati	56 63	110	H	Kent St.	66 62
								93	H	Butler	74 70	121	N	Lehigh	54 52
												130	N	Wisconsin	56 67
												142	N	Providence	52 51
												163	H	Eastern Mich.	59 54
												165	H	Miami (OH)	80 63
												176	H	Western Mich.	68 65
												190	H	Akron	60 52
												194	A	New Mexico	70 57
												251	A	Bowling Green	86 80
												264	H	Xavier	70 49
												280	N	LMU (CA)	77 72
												331	A	Purdue Fort Wayne	83 52
LAST 10 Division I															
190	H	Akron	60 52	52	A	Ohio	71 79								
176	H	Western Mich.	68 65	18	A	Central Mich.	39 66								
110	A	Kent St.	68 69	163	H	Eastern Mich.	59 54								
165	H	Miami (OH)	80 63	251	A	Bowling Green	86 80								
107	H	Buffalo	69 65	110	H	Kent St.	66 62								

Non-Div I Games: Urbana 84 49

Ball St.

■ Loss,
 ■ Non-Conf, S Site,
 ■ Home
 ■ Away
 N Neutral

Average RPI Win:	126	WON-LOST	WINNING	LAST 10	STRENGTH OF	OPP. STRENGTH	TEAM	ADJ.	CONF.	ADJ CONF.
Average RPI Loss:	1	RECORD	PCT. RANK	GAMES	SCHEDULE	OF SCHEDULE	RPI	RPI	RPI	RPI
DIV. I ONLY	21- 1	4	10-0	56	13	8	8	3	3	
DIV. I NON-CONF.	11- 1	13	1-0	176	16	33	33	4	4	
TOTALS	RPI 1-25	RPI 26-50	W-L RECORDS	RPI 51-100	RPI 101-150	RPI 150+				
21- 1	3- 1	5- 0	OVERALL	3- 0	3- 0	7- 0				
13- 0	0- 0	3- 0	HOME	2- 0	1- 0	7- 0				
6- 0	2- 0	2- 0	AWAY	0- 0	2- 0	0- 0				
2- 1	1- 1	0- 0	NEUTRAL	1- 0	0- 0	0- 0				
11- 1	2- 1	0- 0	NON-CONFERENCE	3- 0	0- 0	6- 0				
8- 0	0- 0	0- 0	HOME	2- 0	0- 0	6- 0				
1- 0	1- 0	0- 0	AWAY	0- 0	0- 0	0- 0				
2- 1	1- 1	0- 0	NEUTRAL	1- 0	0- 0	0- 0				
10- 0	1- 0	5- 0	CONFERENCE	0- 0	3- 0	1- 0				
5- 0	0- 0	3- 0	HOME	0- 0	1- 0	1- 0				
5- 0	1- 0	2- 0	AWAY	0- 0	2- 0	0- 0				
0- 0	0- 0	0- 0	NEUTRAL	0- 0	0- 0	0- 0				

RPI 1-25				RPI 26-50				RPI 51-100				RPI 101+			
RPI	S	Opponent	Score	RPI	S	Opponent	Score	RPI	S	Opponent	Score	RPI	S	Opponent	Score
1	N	South Carolina	59 74	31	A	Texas	64 44	67	H	South Fla.	58 46	116	A	Kansas	90 47
6	A	UConn	74 58	39	A	Oklahoma	77 56	84	H	Georgia	72 38	116	H	Kansas	97 44
15	N	Indiana	77 62	45	H	West Virginia	91 51	94	N	Washington St.	89 66	122	A	Kansas St.	54 40
22	A	TCU	66 57	49	H	Iowa St.	83 62					159	H	Texas Tech	87 79
				50	H	Oklahoma St.	94 48					230	H	Lamar University	90 28
LAST 10 Division I															
				122	A	Kansas St.	54 40	22	A	TCU	66 57				
				116	H	Kansas	97 44	45	H	West Virginia	91 51				
				31	A	Texas	64 44	116	A	Kansas	90 47				
				49	H	Iowa St.	83 62	50	H	Oklahoma St.	94 48				
				159	H	Texas Tech	87 79	6	A	UConn	74 58				

Non-Div I Games:

Baylor

■ Loss,
■ Non-Conf, S Site,
■ Home
■ Away
N Neutral

Average RPI Win:	204	WON-LOST	WINNING	LAST 10	STRENGTH OF	OPP. STRENGTH	TEAM	ADJ.	CONF.	ADJ CONF.
Average RPI Loss:	82	RECORD	PCT. RANK	GAMES	SCHEDULE	OF SCHEDULE	RPI	RPI	RPI	RPI
DIV. I ONLY	15- 8	85	8-2	74	160	56	56	20	20	
DIV. I NON-CONF.	5- 6	187	0	29	14	89	89	24	24	
TOTALS	RPI 1-25	RPI 26-50	W-L RECORDS	RPI 51-100	RPI 101-150	RPI 150+				
15- 8	0- 1	0- 4	OVERALL	2- 1	1- 1	12- 1				
10- 0	0- 0	0- 0	HOME	2- 0	0- 0	8- 0				
5- 6	0- 0	0- 3	AWAY	0- 1	1- 1	4- 1				
0- 2	0- 1	0- 1	NEUTRAL	0- 0	0- 0	0- 0				
5- 6	0- 1	0- 4	NON-CONFERENCE	2- 0	0- 1	3- 0				
4- 0	0- 0	0- 0	HOME	2- 0	0- 0	2- 0				
1- 4	0- 0	0- 3	AWAY	0- 0	0- 1	1- 0				
0- 2	0- 1	0- 1	NEUTRAL	0- 0	0- 0	0- 0				
10- 2	0- 0	0- 0	CONFERENCE	0- 1	1- 0	9- 1				
6- 0	0- 0	0- 0	HOME	0- 0	0- 0	6- 0				
4- 2	0- 0	0- 0	AWAY	0- 1	1- 0	3- 1				
0- 0	0- 0	0- 0	NEUTRAL	0- 0	0- 0	0- 0				

RPI 1-25				RPI 26-50				RPI 51-100				Team's RPI: 56	RPI 101+			
RPI	S	Opponent	Score	RPI	S	Opponent	Score	RPI	S	Opponent	Score		RPI	S	Opponent	Score
3	N	Maryland	26 90	30	A	Western Ky.	46 77	53	H	UCF	72 37		128	A	Southeast Mo. St.	57 45
				34	N	Virginia Tech	58 60	60	H	Middle Tenn.	68 57		147	A	Toledo	48 53
				36	A	Marquette	51 53	68	A	UT Martin	57 74		162	A	Tennessee Tech	59 47
				38	A	Arkansas	60 91						192	A	Austin Peay	53 52
													192	H	Austin Peay	69 46
													202	H	Northern Ky.	62 45
													224	H	Eastern Ill.	69 45
													233	H	Chattanooga	63 50
													240	A	Murray St.	86 56
													240	H	Murray St.	70 53
													248	H	Morehead St.	71 62
													271	H	Eastern Ky.	68 48
													274	A	Lipscomb	69 68
													298	A	Jacksonville St.	41 60
													338	H	SIUE	69 48
LAST 10 Division I																
192	H	Austin Peay	69 46	240	A	Murray St.	86 56									
240	H	Murray St.	70 53	248	H	Morehead St.	71 62									
298	A	Jacksonville St.	41 60	271	H	Eastern Ky.	68 48									
162	A	Tennessee Tech	59 47	68	A	UT Martin	57 74									
192	A	Austin Peay	53 52	128	A	Southeast Mo. St.	57 45									

Non-Div I Games:

Belmont

■ Loss,
 ■ Non-Conf,
 ■ S Site,
 ■ H Home
 ■ A Away
 N Neutral

Average RPI Win:	265	WON-LOST	WINNING	LAST 10	STRENGTH OF	OPP. STRENGTH	TEAM	ADJ.	CONF.	ADJ CONF.
Average RPI Loss:	87	RECORD	PCT. RANK	GAMES	SCHEDULE	OF SCHEDULE	RPI	RPI	RPI	RPI
DIV. I ONLY	15- 5	42	9-1	273	296	113	113	29	29	
DIV. I NON-CONF.	6- 4	123	0	263	97	147	147	29	29	
TOTALS	RPI 1-25	RPI 26-50	W-L RECORDS	RPI 51-100	RPI 101-150	RPI 150+				
15- 5	0- 1	0- 0	OVERALL	0- 2	2- 1	13- 1				
6- 2	0- 1	0- 0	HOME	0- 1	1- 0	5- 0				
8- 3	0- 0	0- 0	AWAY	0- 1	1- 1	7- 1				
1- 0	0- 0	0- 0	NEUTRAL	0- 0	0- 0	1- 0				
6- 4	0- 1	0- 0	NON-CONFERENCE	0- 2	0- 1	6- 0				
1- 2	0- 1	0- 0	HOME	0- 1	0- 0	1- 0				
4- 2	0- 0	0- 0	AWAY	0- 1	0- 1	4- 0				
1- 0	0- 0	0- 0	NEUTRAL	0- 0	0- 0	1- 0				
9- 1	0- 0	0- 0	CONFERENCE	0- 0	2- 0	7- 1				
5- 0	0- 0	0- 0	HOME	0- 0	1- 0	4- 0				
4- 1	0- 0	0- 0	AWAY	0- 0	1- 0	3- 1				
0- 0	0- 0	0- 0	NEUTRAL	0- 0	0- 0	0- 0				

RPI 1-25				RPI 26-50				RPI 51-100				RPI 101+ Team's RPI: 113			
RPI	S	Opponent	Score	RPI	S	Opponent	Score	RPI	S	Opponent	Score	RPI	S	Opponent	Score
18	H	Central Mich.	67 92					58	H	Troy	62 68	126	A	Auburn	56 74
								64	A	Alabama	49 60	138	A	N.C. A&T	69 58
												138	H	N.C. A&T	70 50
												171	A	Norfolk St.	51 61
												196	A	Jacksonville	53 52
												208	A	Stetson	59 55
												249	N	Appalachian St.	61 44
												252	H	Morgan St.	74 65
												256	A	Howard	75 59
												256	H	Howard	88 59
												286	A	FIU	65 60
												297	H	Ga. Southern	75 57
												320	H	N.C. Central	73 52
												341	A	Charleston So.	81 41
												343	H	Coppin St.	82 51
												345	A	Florida A&M	78 57
												348	A	South Carolina St.	66 55
LAST 10 Division I															
256	H	Howard	88 59	320	H	N.C. Central	73 52								
138	H	N.C. A&T	70 50	252	H	Morgan St.	74 65								
345	A	Florida A&M	78 57	343	H	Coppin St.	82 51								
348	A	South Carolina St.	66 55	256	A	Howard	75 59								
138	A	N.C. A&T	69 58	171	A	Norfolk St.	51 61								

Non-Div I Games: Edward Waters 79 46 Palm Beach Atl. 68 45

Bethune-Cookman

Loss, Non-Conf, S Site, H Home A Away N Neutral

Binghamton

Through Games Of Feb. 10, 2020

Average RPI Win:	265	WON-LOST	WINNING	LAST 10	STRENGTH OF	OPP. STRENGTH	TEAM	ADJ.	CONF.	ADJ CONF.
Average RPI Loss:	199	RECORD	PCT. RANK	GAMES	SCHEDULE	OF SCHEDULE	RPI	RPI	RPI	RPI
DIV. I ONLY	15- 7	66	5-5	342	281	193	193	27	27	
DIV. I NON-CONF.	10- 2	29	0	327	243	115	115	27	27	
TOTALS	RPI 1-25	RPI 26-50	W-L RECORDS	RPI 51-100	RPI 101-150	RPI 150+				
15- 7	0- 0	0- 0	OVERALL	0- 2	1- 0	14- 5				
8- 2	0- 0	0- 0	HOME	0- 1	0- 0	8- 1				
6- 4	0- 0	0- 0	AWAY	0- 1	1- 0	5- 3				
1- 1	0- 0	0- 0	NEUTRAL	0- 0	0- 0	1- 1				
10- 2	0- 0	0- 0	NON-CONFERENCE	0- 1	1- 0	9- 1				
5- 0	0- 0	0- 0	HOME	0- 0	0- 0	5- 0				
4- 1	0- 0	0- 0	AWAY	0- 1	1- 0	3- 0				
1- 1	0- 0	0- 0	NEUTRAL	0- 0	0- 0	1- 1				
5- 5	0- 0	0- 0	CONFERENCE	0- 1	0- 0	5- 4				
3- 2	0- 0	0- 0	HOME	0- 1	0- 0	3- 1				
2- 3	0- 0	0- 0	AWAY	0- 0	0- 0	2- 3				
0- 0	0- 0	0- 0	NEUTRAL	0- 0	0- 0	0- 0				

RPI S	Opponent	Score	RPI S	Opponent	Score	RPI S	Opponent	Score	RPI S	Opponent	Score	Team's RPI: 193
						73	A Miami (FL)	56 79	132	A Cornell	59 56	
						75	H Stony Brook	60 67	160	H Lafayette	74 64	
									163	H Eastern Mich.	78 67	
									192	N Austin Peay	63 80	
									217	H UMass Lowell	56 66	
									225	A Maine	65 75	
									225	H Maine	73 63	
									253	A New Hampshire	63 53	
									258	A Delaware St.	75 66	
									269	H Niagara	74 55	
									275	A Siena	89 62	
									282	H St. Bonaventure	78 67	
									293	A UMBC	61 43	
									305	A Vermont	62 65	
									309	A Albany (NY)	53 56	
									309	H Albany (NY)	58 42	
									325	A Fairleigh Dickinson	60 48	
									329	H NJIT	75 40	
									346	N Grambling	88 67	
									349	H Hartford	80 44	
LAST 10 Division I												
			225	A Maine	65 75		225	H Maine	73 63			
			309	H Albany (NY)	58 42		305	A Vermont	62 65			
			349	H Hartford	80 44		217	H UMass Lowell	56 66			
			253	A New Hampshire	63 53		293	A UMBC	61 43			
			75	H Stony Brook	60 67		309	A Albany (NY)	53 56			

Non-Div I Games: Bloomsburg 70 45

Binghamton

Loss, Non-Conf, S Site, H Home A Away N Neutral

Average RPI Win:	231	WON-LOST	WINNING	LAST 10	STRENGTH OF	OPP. STRENGTH	TEAM	ADJ.	CONF.	ADJ CONF.
Average RPI Loss:	111	RECORD	PCT. RANK	GAMES	SCHEDULE	OF SCHEDULE	RPI	RPI	RPI	RPI
DIV. I ONLY	14- 9	105	6-4	146	154	127	127	17	17	
DIV. I NON-CONF.	6- 4	123	0	65	38	83	83	23	23	
TOTALS	RPI 1-25	RPI 26-50	W-L RECORDS	RPI 51-100	RPI 101-150	RPI 150+				
14- 9	0- 3	0- 0	OVERALL	1- 2	1- 0	12- 4				
9- 4	0- 1	0- 0	HOME	1- 2	0- 0	8- 1				
5- 5	0- 2	0- 0	AWAY	0- 0	1- 0	4- 3				
0- 0	0- 0	0- 0	NEUTRAL	0- 0	0- 0	0- 0				
6- 4	0- 3	0- 0	NON-CONFERENCE	1- 1	1- 0	4- 0				
4- 2	0- 1	0- 0	HOME	1- 1	0- 0	3- 0				
2- 2	0- 2	0- 0	AWAY	0- 0	1- 0	1- 0				
0- 0	0- 0	0- 0	NEUTRAL	0- 0	0- 0	0- 0				
8- 5	0- 0	0- 0	CONFERENCE	0- 1	0- 0	8- 4				
5- 2	0- 0	0- 0	HOME	0- 1	0- 0	5- 1				
3- 3	0- 0	0- 0	AWAY	0- 0	0- 0	3- 3				
0- 0	0- 0	0- 0	NEUTRAL	0- 0	0- 0	0- 0				

RPI 1-25				RPI 26-50				RPI 51-100				RPI 101+				Team's RPI: 127	
RPI	S	Opponent	Score	RPI	S	Opponent	Score	RPI	S	Opponent	Score	RPI	S	Opponent	Score		
4	H	Missouri St.	69 72					59	H	Fresno St.	80 85	112	A	UAB	83 81		
12	A	Louisville	82 98					69	H	BYU	66 55	153	A	San Jose St.	61 74		
22	A	TCU	65 77					94	H	Washington St.	68 80	177	A	UNLV	65 66		
												186	H	Pepperdine	76 74		
												194	H	New Mexico	83 82		
												204	A	Wyoming	68 73		
												204	H	Wyoming	67 48		
												207	H	Portland St.	82 57		
												259	A	Nevada	83 72		
												259	H	Nevada	54 40		
												260	H	San Diego St.	86 72		
												268	A	Colorado St.	72 69		
												277	A	Utah St.	65 59		
												277	H	Utah St.	56 58		
												306	A	Eastern Wash.	63 61		
												311	H	Air Force	70 61		
												324	H	Utah Valley	77 69		
LAST 10 Division I																	
277	H	Utah St.	56 58	277	A	Utah St.	65 59										
204	H	Wyoming	67 48	311	H	Air Force	70 61										
259	A	Nevada	83 72	260	H	San Diego St.	86 72										
153	A	San Jose St.	61 74	177	A	UNLV	65 66										
59	H	Fresno St.	80 85	259	H	Nevada	54 40										

Non-Div I Games: Lewis-Clark St. 88 34 Western Ore. 75 32

Boise St.

Loss, Non-Conf, S Site, H Home A Away N Neutral

Average RPI Win:	169	WON-LOST	WINNING	LAST 10	STRENGTH OF	OPP. STRENGTH	TEAM	ADJ.	CONF.	ADJ CONF.
Average RPI Loss:	61	RECORD	PCT. RANK	GAMES	SCHEDULE	OF SCHEDULE	RPI	RPI	RPI	RPI
DIV. I ONLY	13- 10	130	6-4	61	53	76	76	5	5	
DIV. I NON-CONF.	7- 4	100	0	109	159	82	82	3	3	
TOTALS	RPI 1-25	RPI 26-50	W-L RECORDS	RPI 51-100	RPI 101-150	RPI 150+				
13- 10	1- 3	0- 2	OVERALL	1- 3	5- 2	6- 0				
6- 4	0- 2	0- 0	HOME	0- 2	2- 0	4- 0				
6- 5	1- 1	0- 2	AWAY	1- 0	2- 2	2- 0				
1- 1	0- 0	0- 0	NEUTRAL	0- 1	1- 0	0- 0				
7- 4	0- 1	0- 0	NON-CONFERENCE	0- 1	3- 2	4- 0				
5- 0	0- 0	0- 0	HOME	0- 0	1- 0	4- 0				
1- 3	0- 1	0- 0	AWAY	0- 0	1- 2	0- 0				
1- 1	0- 0	0- 0	NEUTRAL	0- 1	1- 0	0- 0				
6- 6	1- 2	0- 2	CONFERENCE	1- 2	2- 0	2- 0				
1- 4	0- 2	0- 0	HOME	0- 2	1- 0	0- 0				
5- 2	1- 0	0- 2	AWAY	1- 0	1- 0	2- 0				
0- 0	0- 0	0- 0	NEUTRAL	0- 0	0- 0	0- 0				

RPI 1-25				RPI 26-50				RPI 51-100 Team's RPI: 76				RPI 101+			
RPI	S	Opponent	Score	RPI	S	Opponent	Score	RPI	S	Opponent	Score	RPI	S	Opponent	Score
12	H	Louisville	70 81	34	A	Virginia Tech	49 70	51	H	Virginia	52 69	104	A	Notre Dame	75 65
13	H	NC State	54 72	37	A	Duke	73 85	77	N	Charlotte	68 84	115	H	VCU	87 52
16	A	Northwestern	63 66					88	A	Georgia Tech	55 48	117	H	Wake Forest	67 54
23	A	Florida St.	65 56					89	H	Syracuse	79 89	142	A	Providence	60 76
												143	A	Holy Cross	71 80
												144	N	Tulane	89 76
												150	A	Boston U.	88 57
												189	H	Rhode Island	66 55
												197	A	Clemson	70 68
												217	H	UMass Lowell	89 46
												258	H	Delaware St.	109 69
												278	A	Pittsburgh	79 70
												313	H	St. Francis Brooklyn	106 69
LAST 10 Division I															
197	A	Clemson	70 68	88	A	Georgia Tech	55 48	12	H	Louisville	70 81				
89	H	Syracuse	79 89	51	H	Virginia	52 69	104	A	Notre Dame	75 65				
117	H	Wake Forest	67 54	278	A	Pittsburgh	79 70								
23	A	Florida St.	65 56												
34	A	Virginia Tech	49 70												

Non-Div I Games:

Boston College

■ Loss,
 ■ Non-Conf,
 ■ S Site,
 ■ H Home
 ■ A Away
 N Neutral

Average RPI Win: 206		WON-LOST	WINNING	LAST 10	STRENGTH OF	OPP. STRENGTH	TEAM	ADJ.	CONF.	ADJ CONF.
Average RPI Loss: 137		RECORD	PCT. RANK	GAMES	SCHEDULE	OF SCHEDULE	RPI	RPI	RPI	RPI
DIV. I ONLY		12- 10	144	7-3	171	152	150	150	15	15
DIV. I NON-CONF.		5- 6	187	0	189	142	198	198	16	16
TOTALS	RPI 1-25	RPI 26-50		W-L RECORDS		RPI 51-100	RPI 101-150	RPI 150+		
12- 10	0- 0	0- 0		OVERALL		1- 3	3- 4	8- 3		
6- 5	0- 0	0- 0		HOME		1- 3	2- 2	3- 0		
6- 5	0- 0	0- 0		AWAY		0- 0	1- 2	5- 3		
0- 0	0- 0	0- 0		NEUTRAL		0- 0	0- 0	0- 0		
5- 6	0- 0	0- 0		NON-CONFERENCE		0- 2	1- 3	4- 1		
2- 4	0- 0	0- 0		HOME		0- 2	1- 2	1- 0		
3- 2	0- 0	0- 0		AWAY		0- 0	0- 1	3- 1		
0- 0	0- 0	0- 0		NEUTRAL		0- 0	0- 0	0- 0		
7- 4	0- 0	0- 0		CONFERENCE		1- 1	2- 1	4- 2		
4- 1	0- 0	0- 0		HOME		1- 1	1- 0	2- 0		
3- 3	0- 0	0- 0		AWAY		0- 0	1- 1	2- 2		
0- 0	0- 0	0- 0		NEUTRAL		0- 0	0- 0	0- 0		

RPI 1-25				RPI 26-50				RPI 51-100				RPI 101+				Team's RPI: 150	
RPI	S	Opponent	Score	RPI	S	Opponent	Score	RPI	S	Opponent	Score	RPI	S	Opponent	Score		
								71	H	Bucknell	52 48	101	H	Harvard	39 66		
								76	H	Boston College	57 88	121	A	Lehigh	34 51		
								81	H	Marist	75 89	140	A	California	62 73		
								82	H	Colgate	61 70	143	A	Holy Cross	62 51		
												143	H	Holy Cross	76 70		
												146	H	Northeastern	72 56		
												149	H	Massachusetts	45 58		
												160	A	Lafayette	57 59		
												161	A	UC Davis	68 75		
												179	H	American	59 44		
												198	H	Dartmouth	74 56		
												225	A	Maine	62 49		
												253	A	New Hampshire	78 64		
												254	A	Loyola Maryland	41 39		
												254	H	Loyola Maryland	44 42		
												296	A	Navy	41 46		
												300	A	Army West Point	72 66		
												309	A	Albany (NY)	60 58		
LAST 10 Division I																	
				143	A	Holy Cross	62 51	82	H	Colgate	61 70						
				71	H	Bucknell	52 48	254	H	Loyola Maryland	44 42						
				254	A	Loyola Maryland	41 39	300	A	Army West Point	72 66						
				143	H	Holy Cross	76 70	121	A	Lehigh	34 51						
				296	A	Navy	41 46	179	H	American	59 44						

Non-Div I Games:

Boston U.

■ Loss, ■ Non-Conf, S Site, H Home A Away N Neutral

Bowling Green

Through Games Of Feb. 10, 2020

Average RPI Win:	231	WON-LOST	WINNING	LAST 10	STRENGTH OF	OPP. STRENGTH	TEAM	ADJ.	CONF.	ADJ CONF.
Average RPI Loss:	137	RECORD	PCT. RANK	GAMES	SCHEDULE	OF SCHEDULE	RPI	RPI	RPI	RPI
DIV. I ONLY	6- 14	283	1-9	161	151	251	251	10	10	
DIV. I NON-CONF.	5- 5	164	0	198	259	160	160	10	10	
TOTALS	RPI 1-25	RPI 26-50	W-L RECORDS	RPI 51-100	RPI 101-150	RPI 150+				
6- 14	0- 0	0- 1	OVERALL	0- 2	0- 5	6- 6				
3- 4	0- 0	0- 0	HOME	0- 1	0- 0	3- 3				
2- 8	0- 0	0- 1	AWAY	0- 1	0- 4	2- 2				
1- 2	0- 0	0- 0	NEUTRAL	0- 0	0- 1	1- 1				
5- 5	0- 0	0- 1	NON-CONFERENCE	0- 0	0- 2	5- 2				
2- 0	0- 0	0- 0	HOME	0- 0	0- 0	2- 0				
2- 3	0- 0	0- 1	AWAY	0- 0	0- 1	2- 1				
1- 2	0- 0	0- 0	NEUTRAL	0- 0	0- 1	1- 1				
1- 9	0- 0	0- 0	CONFERENCE	0- 2	0- 3	1- 4				
1- 4	0- 0	0- 0	HOME	0- 1	0- 0	1- 3				
0- 5	0- 0	0- 0	AWAY	0- 1	0- 3	0- 1				
0- 0	0- 0	0- 0	NEUTRAL	0- 0	0- 0	0- 0				

RPI 1-25				RPI 26-50				RPI 51-100				RPI 101+				Team's RPI: 251	
RPI	S	Opponent	Score	RPI	S	Opponent	Score	RPI	S	Opponent	Score	RPI	S	Opponent	Score		
				40	A	Purdue	74 81	52	A	Ohio	69 79	107	A	Buffalo	59 65		
								70	H	Ball St.	80 86	110	A	Kent St.	47 61		
												136	A	Loyola Chicago	76 84		
												139	N	Green Bay	54 73		
												147	A	Toledo	72 79		
												163	A	Eastern Mich.	61 78		
												165	H	Miami (OH)	59 80		
												173	H	Northern Ill.	87 92		
												176	H	Western Mich.	72 63		
												184	A	Valparaiso	90 95		
												190	H	Akron	73 76		
												191	H	Cleveland St.	89 62		
												236	A	Milwaukee	63 51		
												243	N	San Francisco	56 64		
												245	A	Marshall	82 69		
												248	H	Morehead St.	79 65		
												290	N	California Baptist	98 60		
LAST 10 Division I																	
				173	H	Northern Ill.	87 92	147	A	Toledo	72 79						
				110	A	Kent St.	47 61	107	A	Buffalo	59 65						
				165	H	Miami (OH)	59 80	190	H	Akron	73 76						
				52	A	Ohio	69 79	70	H	Ball St.	80 86						
				176	H	Western Mich.	72 63	163	A	Eastern Mich.	61 78						

Non-Div I Games: Davis & Elkins 91 52 Notre Dame (OH) 88 54

Bowling Green

■ Loss,
 ■ Non-Conf, S Site,
 ■ Home
 ■ Away
 N Neutral

Average RPI Win:	183	WON-LOST	WINNING	LAST 10	STRENGTH OF	OPP. STRENGTH	TEAM	ADJ.	CONF.	ADJ CONF.
Average RPI Loss:	55	RECORD	PCT. RANK	GAMES	SCHEDULE	OF SCHEDULE	RPI	RPI	RPI	RPI
DIV. I ONLY	16- 4	31	8-2	155	91	43	43	7	7	
DIV. I NON-CONF.	8- 2	51	0	280	134	95	95	7	7	
TOTALS	RPI 1-25	RPI 26-50	W-L RECORDS	RPI 51-100	RPI 101-150	RPI 150+				
16- 4	0- 1	2- 1	OVERALL	2- 2	2- 0	10- 0				
8- 0	0- 0	2- 0	HOME	1- 0	0- 0	5- 0				
5- 3	0- 1	0- 1	AWAY	1- 1	1- 0	3- 0				
3- 1	0- 0	0- 0	NEUTRAL	0- 1	1- 0	2- 0				
8- 2	0- 0	0- 1	NON-CONFERENCE	0- 1	1- 0	7- 0				
3- 0	0- 0	0- 0	HOME	0- 0	0- 0	3- 0				
2- 1	0- 0	0- 1	AWAY	0- 0	0- 0	2- 0				
3- 1	0- 0	0- 0	NEUTRAL	0- 1	1- 0	2- 0				
8- 2	0- 1	2- 0	CONFERENCE	2- 1	1- 0	3- 0				
5- 0	0- 0	2- 0	HOME	1- 0	0- 0	2- 0				
3- 2	0- 1	0- 0	AWAY	1- 1	1- 0	1- 0				
0- 0	0- 0	0- 0	NEUTRAL	0- 0	0- 0	0- 0				

RPI 1-25				RPI 26-50				Team's RPI: 43		RPI 51-100				RPI 101+			
RPI	S	Opponent	Score	RPI	S	Opponent	Score		RPI	S	Opponent	Score	RPI	S	Opponent	Score	
4	A	Missouri St.	56 90	29	H	Drake	77 76		78	A	Illinois St.	66 62	131	N	Richmond	61 57	
				32	A	Michigan	57 77		78	H	Illinois St.	76 61	136	A	Loyola Chicago	60 47	
				46	H	UNI	61 47		85	A	Southern Ill.	50 64	152	H	Jackson St.	78 69	
									98	N	Liberty	63 75	165	H	Miami (OH)	79 68	
													184	A	Valparaiso	75 61	
													210	A	Western Ill.	84 49	
													227	N	George Mason	61 59	
													281	A	Oakland	74 58	
													283	H	Indiana St.	91 75	
													291	H	North Dakota St.	70 64	
													306	N	Eastern Wash.	66 46	
													327	H	Evansville	82 51	
LAST 10 Division I																	
				78	A	Illinois St.	66 62		184	A	Valparaiso	75 61					
				85	A	Southern Ill.	50 64		136	A	Loyola Chicago	60 47					
				4	A	Missouri St.	56 90		78	H	Illinois St.	76 61					
				29	H	Drake	77 76		283	H	Indiana St.	91 75					
				46	H	UNI	61 47		327	H	Evansville	82 51					

Non-Div I Games: Eureka 101 39

Bradley

Average RPI Win:	264	WON-LOST	WINNING	LAST 10	STRENGTH OF	OPP. STRENGTH	TEAM	ADJ.	CONF.	ADJ CONF.
Average RPI Loss:	150	RECORD	PCT. RANK	GAMES	SCHEDULE	OF SCHEDULE	RPI	RPI	RPI	RPI
DIV. I ONLY	7- 12	252	4-6	202	233	211	211	8	8	
DIV. I NON-CONF.	6- 7	182	3-1	287	325	239	239	8	8	
TOTALS	RPI 1-25	RPI 26-50	W-L RECORDS	RPI 51-100	RPI 101-150	RPI 150+				
7- 12	0- 0	0- 2	OVERALL	0- 1	0- 4	7- 5				
1- 4	0- 0	0- 1	HOME	0- 0	0- 1	1- 2				
6- 7	0- 0	0- 1	AWAY	0- 1	0- 3	6- 2				
0- 1	0- 0	0- 0	NEUTRAL	0- 0	0- 0	0- 1				
6- 7	0- 0	0- 0	NON-CONFERENCE	0- 1	0- 2	6- 4				
1- 3	0- 0	0- 0	HOME	0- 0	0- 1	1- 2				
5- 3	0- 0	0- 0	AWAY	0- 1	0- 1	5- 1				
0- 1	0- 0	0- 0	NEUTRAL	0- 0	0- 0	0- 1				
1- 5	0- 0	0- 2	CONFERENCE	0- 0	0- 2	1- 1				
0- 1	0- 0	0- 1	HOME	0- 0	0- 0	0- 0				
1- 4	0- 0	0- 1	AWAY	0- 0	0- 2	1- 1				
0- 0	0- 0	0- 0	NEUTRAL	0- 0	0- 0	0- 0				

RPI S	Opponent	Score	RPI S	Opponent	Score	RPI S	Opponent	Score	RPI S	Opponent	Score	Team's RPI: 211
41	A Yale	72 79	41	H Yale	40 73	67	A South Fla.	60 70	101	A Harvard	53 68	
									132	A Cornell	63 74	
									143	H Holy Cross	71 83	
									149	A Massachusetts	42 95	
									158	A Columbia	60 74	
									189	N Rhode Island	44 89	
									198	A Dartmouth	83 71	
									200	H Merrimack	57 72	
									225	H Maine	76 70	
									226	A Fairfield	58 44	
									253	A New Hampshire	76 68	
									261	A Longwood	76 86	
									286	A FIU	72 57	
									314	A Bryant	56 50	
									314	H Bryant	44 45	
									344	A Central Conn. St.	83 73	
LAST 10 Division I												
101	A Harvard	53 68	41	A Yale	72 79							
198	A Dartmouth	83 71	67	A South Fla.	60 70							
158	A Columbia	60 74	286	A FIU	72 57							
132	A Cornell	63 74	226	A Fairfield	58 44							
41	H Yale	40 73	314	A Bryant	56 50							

Non-Div I Games:

Brown

■ Loss,
 ■ Non-Conf,
 ■ S Site,
 ■ H Home
 ■ A Away
 N Neutral

Average RPI Win: 291	WON-LOST	WINNING	LAST 10	STRENGTH OF	OPP. STRENGTH	TEAM	ADJ.	CONF.	ADJ CONF.
Average RPI Loss: 208	RECORD	PCT. RANK	GAMES	SCHEDULE	OF SCHEDULE	RPI	RPI	RPI	RPI
DIV. I ONLY	7- 15	270	5-5	327	323	314	314	30	30
DIV. I NON-CONF.	2- 9	304	0	318	241	333	333	30	30
TOTALS	RPI 1-25	RPI 26-50	W-L RECORDS	RPI 51-100	RPI 101-150	RPI 150+			
7- 15	0- 0	0- 0	OVERALL	0- 1	0- 3	7- 11			
4- 7	0- 0	0- 0	HOME	0- 0	0- 1	4- 6			
3- 8	0- 0	0- 0	AWAY	0- 1	0- 2	3- 5			
0- 0	0- 0	0- 0	NEUTRAL	0- 0	0- 0	0- 0			
2- 9	0- 0	0- 0	NON-CONFERENCE	0- 1	0- 2	2- 6			
1- 4	0- 0	0- 0	HOME	0- 0	0- 1	1- 3			
1- 5	0- 0	0- 0	AWAY	0- 1	0- 1	1- 3			
0- 0	0- 0	0- 0	NEUTRAL	0- 0	0- 0	0- 0			
5- 6	0- 0	0- 0	CONFERENCE	0- 0	0- 1	5- 5			
3- 3	0- 0	0- 0	HOME	0- 0	0- 0	3- 3			
2- 3	0- 0	0- 0	AWAY	0- 0	0- 1	2- 2			
0- 0	0- 0	0- 0	NEUTRAL	0- 0	0- 0	0- 0			

RPI 1-25				RPI 26-50				RPI 51-100				RPI 101+ Team's RPI: 314					
RPI	S	Opponent	Score	RPI	S	Opponent	Score	RPI	S	Opponent	Score	RPI	S	Opponent	Score		
								57	A	Minnesota	56	101	141	A	Robert Morris	39	69
												142	H	Providence	32	76	
												143	A	Holy Cross	75	87	
												172	A	Illinois	55	69	
												200	A	Merrimack	66	78	
												201	A	Mt. St. Mary's	72	67	
												201	H	Mt. St. Mary's	70	76	
												211	A	Brown	45	44	
												211	H	Brown	50	56	
												217	H	UMass Lowell	35	55	
												250	A	Saint Francis (PA)	58	64	
												250	H	Saint Francis (PA)	60	63	
												253	H	New Hampshire	56	68	
												276	H	Wagner	45	58	
												300	A	Army West Point	75	81	
												305	A	Vermont	66	71	
												309	H	Albany (NY)	68	55	
												313	H	St. Francis Brooklyn	78	59	
												325	A	Fairleigh Dickinson	57	45	
												335	H	LIU Brooklyn	57	53	
												344	H	Central Conn. St.	59	47	
LAST 10 Division I																	
				313	H	St. Francis Brooklyn	78	59	201	A	Mt. St. Mary's	72	67				
				344	H	Central Conn. St.	59	47	335	H	LIU Brooklyn	57	53				
				141	A	Robert Morris	39	69	201	H	Mt. St. Mary's	70	76				
				250	A	Saint Francis (PA)	58	64	200	A	Merrimack	66	78				
				276	H	Wagner	45	58	325	A	Fairleigh Dickinson	57	45				

Non-Div I Games:

Bryant

■ Loss,
■ Non-Conf,
■ S Site,
■ H Home
■ A Away
N Neutral

Average RPI Win:	204	WON-LOST	WINNING	LAST 10	STRENGTH OF	OPP. STRENGTH	TEAM	ADJ.	CONF.	ADJ CONF.
Average RPI Loss:	130	RECORD	PCT. RANK	GAMES	SCHEDULE	OF SCHEDULE	RPI	RPI	RPI	RPI
DIV. I ONLY	16- 6	51	8-2	183	165	71	71	15	15	
DIV. I NON-CONF.	7- 4	100	0	111	187	79	79	16	16	
TOTALS	RPI 1-25	RPI 26-50	W-L RECORDS	RPI 51-100	RPI 101-150	RPI 150+				
16- 6	0- 0	0- 0	OVERALL	3- 3	2- 1	11- 2				
8- 1	0- 0	0- 0	HOME	2- 1	0- 0	6- 0				
6- 5	0- 0	0- 0	AWAY	0- 2	2- 1	4- 2				
2- 0	0- 0	0- 0	NEUTRAL	1- 0	0- 0	1- 0				
7- 4	0- 0	0- 0	NON-CONFERENCE	2- 3	0- 0	5- 1				
3- 1	0- 0	0- 0	HOME	1- 1	0- 0	2- 0				
2- 3	0- 0	0- 0	AWAY	0- 2	0- 0	2- 1				
2- 0	0- 0	0- 0	NEUTRAL	1- 0	0- 0	1- 0				
9- 2	0- 0	0- 0	CONFERENCE	1- 0	2- 1	6- 1				
5- 0	0- 0	0- 0	HOME	1- 0	0- 0	4- 0				
4- 2	0- 0	0- 0	AWAY	0- 0	2- 1	2- 1				
0- 0	0- 0	0- 0	NEUTRAL	0- 0	0- 0	0- 0				

RPI 1-25			RPI 26-50			RPI 51-100			Team's RPI: 71	RPI 101+		
RPI	S	Opponent	Score	RPI	S	Opponent	Score	RPI	S	Opponent	Score	
						51	A Virginia	60	84	121	A Lehigh	71 50
						55	H Drexel	60	49	143	A Holy Cross	51 40
						72	H Temple	61	72	150	A Boston U.	48 52
						75	A Stony Brook	73	78	160	H Lafayette	50 36
						80	N Cincinnati	56	48	179	H American	68 43
						82	H Colgate	66	43	180	A Quinnipiac	69 76
										227	A George Mason	64 51
										250	A Saint Francis (PA)	70 46
										254	A Loyola Maryland	50 60
										254	H Loyola Maryland	66 42
										256	N Howard	70 60
										282	H St. Bonaventure	68 60
										284	H Monmouth	71 37
										296	A Navy	61 34
										300	A Army West Point	63 52
										300	H Army West Point	77 46
LAST 10 Division I												
254	H	Loyola Maryland	66 42	121	A	Lehigh	71 50					
150	A	Boston U.	48 52	179	H	American	68 43					
300	H	Army West Point	77 46	143	A	Holy Cross	51 40					
254	A	Loyola Maryland	50 60	296	A	Navy	61 34					
82	H	Colgate	66 43	160	H	Lafayette	50 36					

Non-Div I Games:

Bucknell

Buffalo

Through Games Of Feb. 10, 2020

Average RPI Win:	198	WON-LOST	WINNING	LAST 10	STRENGTH OF	OPP. STRENGTH	TEAM	ADJ.	CONF.	ADJ CONF.
Average RPI Loss:	96	RECORD	PCT. RANK	GAMES	SCHEDULE	OF SCHEDULE	RPI	RPI	RPI	RPI
DIV. I ONLY	13- 8	97	4-6	150	113	107	107	10	10	
DIV. I NON-CONF.	9- 2	37	0	206	195	57	57	10	10	
TOTALS	RPI 1-25	RPI 26-50	W-L RECORDS	RPI 51-100	RPI 101-150	RPI 150+				
13- 8	0- 2	0- 0	OVERALL	2- 2	1- 2	10- 2				
7- 3	0- 1	0- 0	HOME	1- 1	0- 1	6- 0				
4- 5	0- 1	0- 0	AWAY	0- 1	1- 1	3- 2				
2- 0	0- 0	0- 0	NEUTRAL	1- 0	0- 0	1- 0				
9- 2	0- 1	0- 0	NON-CONFERENCE	2- 0	0- 0	7- 1				
5- 0	0- 0	0- 0	HOME	1- 0	0- 0	4- 0				
2- 2	0- 1	0- 0	AWAY	0- 0	0- 0	2- 1				
2- 0	0- 0	0- 0	NEUTRAL	1- 0	0- 0	1- 0				
4- 6	0- 1	0- 0	CONFERENCE	0- 2	1- 2	3- 1				
2- 3	0- 1	0- 0	HOME	0- 1	0- 1	2- 0				
2- 3	0- 0	0- 0	AWAY	0- 1	1- 1	1- 1				
0- 0	0- 0	0- 0	NEUTRAL	0- 0	0- 0	0- 0				

RPI 1-25				RPI 26-50				RPI 51-100				RPI 101+ Team's RPI: 107			
RPI	S	Opponent	Score	RPI	S	Opponent	Score	RPI	S	Opponent	Score	RPI	S	Opponent	Score
10	A	Stanford	69 88					52	H	Ohio	65 76	110	A	Kent St.	57 44
18	H	Central Mich.	93 98					55	N	Drexel	63 59	147	A	Toledo	59 71
								62	H	Dayton	67 59	147	H	Toledo	62 78
								70	A	Ball St.	65 69	153	A	San Jose St.	88 95
												158	H	Columbia	82 75
												163	H	Eastern Mich.	66 63
												165	A	Miami (OH)	86 72
												173	A	Northern Ill.	63 64
												179	N	American	73 55
												198	H	Dartmouth	73 49
												251	H	Bowling Green	65 59
												269	A	Niagara	81 67
												282	A	St. Bonaventure	46 36
												339	H	Canisius	71 55
												344	H	Central Conn. St.	61 56
LAST 10 Division I															
147	H	Toledo	62 78	163	H	Eastern Mich.	66 63								
173	A	Northern Ill.	63 64	251	H	Bowling Green	65 59								
18	H	Central Mich.	93 98	52	H	Ohio	65 76								
110	A	Kent St.	57 44	147	A	Toledo	59 71								
70	A	Ball St.	65 69	165	A	Miami (OH)	86 72								

Non-Div I Games:

Buffalo

■ Loss,
■ Non-Conf,
■ S Site,
■ H Home
■ A Away
N Neutral

Average RPI Win:	183	WON-LOST	WINNING	LAST 10	STRENGTH OF	OPP. STRENGTH	TEAM	ADJ.	CONF.	ADJ CONF.
Average RPI Loss:	52	RECORD	PCT. RANK	GAMES	SCHEDULE	OF SCHEDULE	RPI	RPI	RPI	RPI
DIV. I ONLY	17- 6	44	9-1	190	63	93	93	6	6	
DIV. I NON-CONF.	8- 3	68	0	190	103	110	110	6	6	
TOTALS	RPI 1-25	RPI 26-50	W-L RECORDS	RPI 51-100	RPI 101-150	RPI 150+				
17- 6	0- 2	2- 0	OVERALL	4- 4	1- 0	10- 0				
11- 4	0- 2	1- 0	HOME	2- 2	0- 0	8- 0				
5- 1	0- 0	1- 0	AWAY	1- 1	1- 0	2- 0				
1- 1	0- 0	0- 0	NEUTRAL	1- 1	0- 0	0- 0				
8- 3	0- 1	0- 0	NON-CONFERENCE	2- 2	0- 0	6- 0				
7- 1	0- 1	0- 0	HOME	1- 0	0- 0	6- 0				
0- 1	0- 0	0- 0	AWAY	0- 1	0- 0	0- 0				
1- 1	0- 0	0- 0	NEUTRAL	1- 1	0- 0	0- 0				
9- 3	0- 1	2- 0	CONFERENCE	2- 2	1- 0	4- 0				
4- 3	0- 1	1- 0	HOME	1- 2	0- 0	2- 0				
5- 0	0- 0	1- 0	AWAY	1- 0	1- 0	2- 0				
0- 0	0- 0	0- 0	NEUTRAL	0- 0	0- 0	0- 0				

RPI 1-25				RPI 26-50				RPI 51-100 Team's RPI: 93				RPI 101+			
RPI	S	Opponent	Score	RPI	S	Opponent	Score	RPI	S	Opponent	Score	RPI	S	Opponent	Score
15	H	Indiana	53 64	35	A	Creighton	73 67	52	N	Ohio	60 55	142	A	Providence	50 47
19	H	DePaul	65 80	36	H	Marquette	61 55	54	H	IUPUI	64 61	187	H	High Point	74 52
								61	H	St. John's (NY)	42 67	190	H	Akron	76 55
								65	H	Seton Hall	62 67	242	A	Georgetown	47 46
								70	A	Ball St.	70 74	242	H	Georgetown	60 42
								84	N	Georgia	36 69	264	A	Xavier	78 70
								95	A	Villanova	58 41	264	H	Xavier	63 61
								95	H	Villanova	63 61	271	H	Eastern Ky.	73 41
												276	H	Wagner	74 58
												330	H	Detroit Mercy	82 60
												331	H	Purdue Fort Wayne	85 58
LAST 10 Division I															
				95	H	Villanova	63 61	19	H	DePaul	65 80				
				242	H	Georgetown	60 42	36	H	Marquette	61 55				
				264	H	Xavier	63 61	242	A	Georgetown	47 46				
				35	A	Creighton	73 67	95	A	Villanova	58 41				
				142	A	Providence	50 47	264	A	Xavier	78 70				

Non-Div I Games:

Butler

■ Loss,
 ■ Non-Conf,
 ■ S Site,
 ■ H Home
 ■ A Away
 N Neutral

CSU Bakersfield

Through Games Of Feb. 10, 2020

Average RPI Win:	251	WON-LOST	WINNING	LAST 10	STRENGTH OF	OPP. STRENGTH	TEAM	ADJ.	CONF.	ADJ CONF.
Average RPI Loss:	207	RECORD	PCT. RANK	GAMES	SCHEDULE	OF SCHEDULE	RPI	RPI	RPI	RPI
DIV. I ONLY	10- 9	157	5-5	255	304	219	219	31	31	
DIV. I NON-CONF.	5- 5	164	0-1	121	174	140	140	32	32	
TOTALS	RPI 1-25	RPI 26-50	W-L RECORDS	RPI 51-100	RPI 101-150	RPI 150+				
10- 9	0- 2	0- 0	OVERALL	0- 0	1- 1	9- 6				
7- 3	0- 0	0- 0	HOME	0- 0	1- 0	6- 3				
3- 6	0- 2	0- 0	AWAY	0- 0	0- 1	3- 3				
0- 0	0- 0	0- 0	NEUTRAL	0- 0	0- 0	0- 0				
5- 5	0- 2	0- 0	NON-CONFERENCE	0- 0	1- 1	4- 2				
5- 0	0- 0	0- 0	HOME	0- 0	1- 0	4- 0				
0- 5	0- 2	0- 0	AWAY	0- 0	0- 1	0- 2				
0- 0	0- 0	0- 0	NEUTRAL	0- 0	0- 0	0- 0				
5- 4	0- 0	0- 0	CONFERENCE	0- 0	0- 0	5- 4				
2- 3	0- 0	0- 0	HOME	0- 0	0- 0	2- 3				
3- 1	0- 0	0- 0	AWAY	0- 0	0- 0	3- 1				
0- 0	0- 0	0- 0	NEUTRAL	0- 0	0- 0	0- 0				

RPI 1-25				RPI 26-50				RPI 51-100				RPI 101+ Team's RPI: 219			
RPI	S	Opponent	Score	RPI	S	Opponent	Score	RPI	S	Opponent	Score	RPI	S	Opponent	Score
11	A	Gonzaga	48 92									105	H	Pacific	80 70
14	A	Oregon St.	50 69									134	A	Washington	49 80
												153	H	San Jose St.	75 71
												157	A	Wright St.	60 65
												222	H	UMKC	70 60
												238	A	Grand Canyon	59 54
												262	H	North Texas	61 52
												273	H	UC Santa Barbara	66 62
												288	A	UC Riverside	52 53
												290	A	California Baptist	66 61
												290	H	California Baptist	53 55
												307	H	UTRGV	52 66
												310	A	Seattle U	57 63
												320	H	N.C. Central	80 71
												321	H	New Mexico St.	60 59
												324	A	Utah Valley	55 53
												350	H	Chicago St.	58 60
LAST 10 Division I															
290	H	California Baptist	53 55	350	H	Chicago St.	58 60								
307	H	UTRGV	52 66	222	H	UMKC	70 60								
321	H	New Mexico St.	60 59	290	A	California Baptist	66 61								
310	A	Seattle U	57 63	238	A	Grand Canyon	59 54								
324	A	Utah Valley	55 53	288	A	UC Riverside	52 53								

Non-Div I Games: Fresno Pacific 95 64 Westcliff 100 44 Cal St. Dom. Hills 83 74

CSU Bakersfield

Loss, Non-Conf, S Site, H Home A Away N Neutral

Average RPI Win:	248	WON-LOST	WINNING	LAST 10	STRENGTH OF	OPP. STRENGTH	TEAM	ADJ.	CONF.	ADJ CONF.
Average RPI Loss:	181	RECORD	PCT. RANK	GAMES	SCHEDULE	OF SCHEDULE	RPI	RPI	RPI	RPI
DIV. I ONLY	8- 13	243	5-5	313	137	289	289	28	28	
DIV. I NON-CONF.	4- 9	250	1-1	283	35	275	275	26	26	
TOTALS	RPI 1-25	RPI 26-50	W-L RECORDS	RPI 51-100	RPI 101-150	RPI 150+				
8- 13	0- 1	0- 0	OVERALL	0- 3	1- 1	7- 8				
4- 6	0- 1	0- 0	HOME	0- 2	1- 0	3- 3				
3- 6	0- 0	0- 0	AWAY	0- 1	0- 1	3- 4				
1- 1	0- 0	0- 0	NEUTRAL	0- 0	0- 0	1- 1				
4- 9	0- 1	0- 0	NON-CONFERENCE	0- 3	1- 1	3- 4				
1- 4	0- 1	0- 0	HOME	0- 2	1- 0	0- 1				
2- 4	0- 0	0- 0	AWAY	0- 1	0- 1	2- 2				
1- 1	0- 0	0- 0	NEUTRAL	0- 0	0- 0	1- 1				
4- 4	0- 0	0- 0	CONFERENCE	0- 0	0- 0	4- 4				
3- 2	0- 0	0- 0	HOME	0- 0	0- 0	3- 2				
1- 2	0- 0	0- 0	AWAY	0- 0	0- 0	1- 2				
0- 0	0- 0	0- 0	NEUTRAL	0- 0	0- 0	0- 0				

RPI 1-25				RPI 26-50				RPI 51-100				RPI 101+ Team's RPI: 289			
RPI	S	Opponent	Score	RPI	S	Opponent	Score	RPI	S	Opponent	Score	RPI	S	Opponent	Score
5	H	UCLA	44 58					51	H	Virginia	47 72	119	A	San Diego	40 59
								83	H	Southern California	53 69	145	H	Portland	73 64
								94	A	Washington St.	61 71	161	A	UC Davis	39 61
												178	H	Hawaii	58 54
												203	H	Santa Clara	55 76
												231	N	SMU	58 68
												234	H	Cal St. Fullerton	63 57
												243	A	San Francisco	61 79
												260	A	San Diego St.	74 69
												267	A	Long Beach St.	52 60
												280	A	LMU (CA)	56 54
												283	N	Indiana St.	67 59
												288	H	UC Riverside	62 67
												290	A	California Baptist	56 64
												302	A	UC Irvine	56 51
												302	H	UC Irvine	70 62
												312	H	Cal Poly	41 52
LAST 10 Division I															
288	H	UC Riverside	62 67	234	H	Cal St. Fullerton	63 57								
312	H	Cal Poly	41 52	302	H	UC Irvine	70 62								
161	A	UC Davis	39 61	178	H	Hawaii	58 54								
302	A	UC Irvine	56 51	260	A	San Diego St.	74 69								
267	A	Long Beach St.	52 60	119	A	San Diego	40 59								

Non-Div I Games: Hope Int'l 77 54

CSUN

■ Loss,
 ■ Non-Conf,
 ■ S Site,
 ■ Home
 ■ Away
 N Neutral

Average RPI Win:	276	WON-LOST	WINNING	LAST 10	STRENGTH OF	OPP. STRENGTH	TEAM	ADJ.	CONF.	ADJ CONF.
Average RPI Loss:	196	RECORD	PCT. RANK	GAMES	SCHEDULE	OF SCHEDULE	RPI	RPI	RPI	RPI
DIV. I ONLY	5- 14	298	3-7	239	295	312	312	28	28	
DIV. I NON-CONF.	2- 8	295	0-1	160	251	309	309	26	26	
TOTALS	RPI 1-25	RPI 26-50	W-L RECORDS	RPI 51-100	RPI 101-150	RPI 150+				
5- 14	0- 0	0- 2	OVERALL	0- 1	0- 0	5- 11				
4- 6	0- 0	0- 1	HOME	0- 1	0- 0	4- 4				
1- 8	0- 0	0- 1	AWAY	0- 0	0- 0	1- 7				
0- 0	0- 0	0- 0	NEUTRAL	0- 0	0- 0	0- 0				
2- 8	0- 0	0- 2	NON-CONFERENCE	0- 1	0- 0	2- 5				
2- 3	0- 0	0- 1	HOME	0- 1	0- 0	2- 1				
0- 5	0- 0	0- 1	AWAY	0- 0	0- 0	0- 4				
0- 0	0- 0	0- 0	NEUTRAL	0- 0	0- 0	0- 0				
3- 6	0- 0	0- 0	CONFERENCE	0- 0	0- 0	3- 6				
2- 3	0- 0	0- 0	HOME	0- 0	0- 0	2- 3				
1- 3	0- 0	0- 0	AWAY	0- 0	0- 0	1- 3				
0- 0	0- 0	0- 0	NEUTRAL	0- 0	0- 0	0- 0				

RPI 1-25				RPI 26-50				RPI 51-100				RPI 101+				Team's RPI: 312	
RPI	S	Opponent	Score	RPI	S	Opponent	Score	RPI	S	Opponent	Score	RPI	S	Opponent	Score		
				28	A	Arizona St.	41 66	59	H	Fresno St.	52 79	155	A	Saint Mary's (CA)	67 84		
				33	H	Old Dominion	55 61					161	H	UC Davis	36 42		
												178	H	Hawaii	46 59		
												186	A	Pepperdine	53 63		
												230	H	Lamar University	57 56		
												234	A	Cal St. Fullerton	64 65		
												259	A	Nevada	40 71		
												267	A	Long Beach St.	69 72		
												267	H	Long Beach St.	61 41		
												273	A	UC Santa Barbara	50 52		
												288	H	UC Riverside	75 70		
												289	A	CSUN	52 41		
												292	A	Denver	66 96		
												302	H	UC Irvine	57 68		
												308	H	Sacramento St.	62 43		
												310	H	Seattle U	49 72		
LAST 10 Division I																	
				267	H	Long Beach St.	61 41	288	H	UC Riverside	75 70						
				178	H	Hawaii	46 59	302	H	UC Irvine	57 68						
				289	A	CSUN	52 41	273	A	UC Santa Barbara	50 52						
				234	A	Cal St. Fullerton	64 65	267	A	Long Beach St.	69 72						
				161	H	UC Davis	36 42	259	A	Nevada	40 71						

Non-Div I Games: Holy Names 100 35

Cal Poly

■ Loss,
 ■ Non-Conf,
 ■ S Site,
 ■ H Home
 ■ A Away
 N Neutral

RPI 1-25				RPI 26-50				RPI 51-100				RPI 101+ Team's RPI: 234			
RPI	S	Opponent	Score	RPI	S	Opponent	Score	RPI	S	Opponent	Score	RPI	S	Opponent	Score
												119	A	San Diego	72 67
												161	H	UC Davis	61 72
												167	A	Southern Utah	63 79
												175	H	Montana	69 71
												177	A	UNLV	64 58
												178	A	Hawaii	72 79
												188	H	Delaware	55 72
												238	A	Grand Canyon	80 70
												243	A	San Francisco	63 71
												260	A	San Diego St.	45 55
												267	H	Long Beach St.	69 65
												273	A	UC Santa Barbara	70 68
												273	H	UC Santa Barbara	66 75
												277	H	Utah St.	83 62
												280	A	LMU (CA)	79 74
												288	H	UC Riverside	71 61
												289	A	CSUN	57 63
												290	H	California Baptist	97 93
												310	H	Seattle U	81 63
												311	H	Air Force	79 70
												312	H	Cal Poly	65 64
LAST 10 Division I															
				288	H	UC Riverside	71 61	289	A	CSUN	57 63				
				161	H	UC Davis	61 72	267	H	Long Beach St.	69 65				
				312	H	Cal Poly	65 64	273	A	UC Santa Barbara	70 68				
				273	H	UC Santa Barbara	66 75	310	H	Seattle U	81 63				
				178	A	Hawaii	72 79	311	H	Air Force	79 70				

Non-Div I Games:

California

Through Games Of Feb. 10, 2020

Average RPI Win:	211	WON-LOST	WINNING	LAST 10	STRENGTH OF	OPP. STRENGTH	TEAM	ADJ.	CONF.	ADJ CONF.
Average RPI Loss:	53	RECORD	PCT. RANK	GAMES	SCHEDULE	OF SCHEDULE	RPI	RPI	RPI	RPI
DIV. I ONLY	9- 14	240	1-9	24	50	140	140	1	1	
DIV. I NON-CONF.	8- 3	68	0	72	219	64	64	1	1	
TOTALS	RPI 1-25	RPI 26-50	W-L RECORDS	RPI 51-100	RPI 101-150	RPI 150+				
9- 14	0- 6	1- 1	OVERALL	0- 5	2- 2	6- 0				
7- 8	0- 2	1- 1	HOME	0- 4	1- 1	5- 0				
2- 6	0- 4	0- 0	AWAY	0- 1	1- 1	1- 0				
0- 0	0- 0	0- 0	NEUTRAL	0- 0	0- 0	0- 0				
8- 3	0- 1	1- 1	NON-CONFERENCE	0- 0	1- 1	6- 0				
7- 1	0- 0	1- 1	HOME	0- 0	1- 0	5- 0				
1- 2	0- 1	0- 0	AWAY	0- 0	0- 1	1- 0				
0- 0	0- 0	0- 0	NEUTRAL	0- 0	0- 0	0- 0				
1- 11	0- 5	0- 0	CONFERENCE	0- 5	1- 1	0- 0				
0- 7	0- 2	0- 0	HOME	0- 4	0- 1	0- 0				
1- 4	0- 3	0- 0	AWAY	0- 1	1- 0	0- 0				
0- 0	0- 0	0- 0	NEUTRAL	0- 0	0- 0	0- 0				

RPI	S	Opponent	Score	RPI	S	Opponent	Score	RPI	S	Opponent	Score	RPI	S	Opponent	Score	Team's RPI: 140
2	A	Oregon	55 105	26	H	Kentucky	61 63	66	H	Colorado	50 62	101	A	Harvard	53 56	
5	H	UCLA	70 74	38	H	Arkansas	84 80	83	H	Southern California	67 75	134	A	Washington	81 74	
6	A	UConn	61 72					92	H	Utah	62 71	134	H	Washington	64 67	
10	A	Stanford	40 73					94	A	Washington St.	66 92	150	H	Boston U.	73 62	
10	H	Stanford	65 79					94	H	Washington St.	75 96	203	H	Santa Clara	69 65	
14	A	Oregon St.	44 81									238	H	Grand Canyon	72 53	
												260	A	San Diego St.	74 48	
												267	H	Long Beach St.	68 45	
												288	H	UC Riverside	84 61	
												320	H	N.C. Central	90 69	
LAST 10 Division I																
5	H	UCLA	70 74	92	H	Utah	62 71									
83	H	Southern California	67 75	2	A	Oregon	55 105									
134	A	Washington	81 74	14	A	Oregon St.	44 81									
94	A	Washington St.	66 92	10	H	Stanford	65 79									
66	H	Colorado	50 62	10	A	Stanford	40 73									

Non-Div I Games:

California

Loss, Non-Conf, S Site, H Home A Away N Neutral

Average RPI Win:	264	WON-LOST	WINNING	LAST 10	STRENGTH OF	OPP. STRENGTH	TEAM	ADJ.	CONF.	ADJ CONF.
Average RPI Loss:	235	RECORD	PCT. RANK	GAMES	SCHEDULE	OF SCHEDULE	RPI	RPI	RPI	RPI
DIV. I ONLY	9- 13	232	3-7	281	344	290	290	31	31	
DIV. I NON-CONF.	6- 6	164	0	223	329	231	231	32	32	
TOTALS	RPI 1-25	RPI 26-50	W-L RECORDS	RPI 51-100	RPI 101-150	RPI 150+				
9- 13	0- 1	0- 0	OVERALL	0- 0	0- 0	9- 12				
6- 4	0- 0	0- 0	HOME	0- 0	0- 0	6- 4				
3- 6	0- 0	0- 0	AWAY	0- 0	0- 0	3- 6				
0- 3	0- 1	0- 0	NEUTRAL	0- 0	0- 0	0- 2				
6- 6	0- 1	0- 0	NON-CONFERENCE	0- 0	0- 0	6- 5				
5- 1	0- 0	0- 0	HOME	0- 0	0- 0	5- 1				
1- 2	0- 0	0- 0	AWAY	0- 0	0- 0	1- 2				
0- 3	0- 1	0- 0	NEUTRAL	0- 0	0- 0	0- 2				
3- 7	0- 0	0- 0	CONFERENCE	0- 0	0- 0	3- 7				
1- 3	0- 0	0- 0	HOME	0- 0	0- 0	1- 3				
2- 4	0- 0	0- 0	AWAY	0- 0	0- 0	2- 4				
0- 0	0- 0	0- 0	NEUTRAL	0- 0	0- 0	0- 0				

RPI 1-25			RPI 26-50			RPI 51-100			RPI 101+ Team's RPI: 290		
RPI	S	Opponent	Score	RPI	S	Opponent	Score	RPI	S	Opponent	Score
10	N	Stanford	78 83					156	N	Houston	75 96
								185	H	Northern Ariz.	98 79
								199	A	Idaho St.	74 68
								219	A	CSU Bakersfield	55 53
								219	H	CSU Bakersfield	61 66
								222	A	UMKC	65 75
								234	A	Cal St. Fullerton	93 97
								238	A	Grand Canyon	66 72
								238	H	Grand Canyon	58 62
								251	N	Bowling Green	60 98
								260	H	San Diego St.	68 80
								267	H	Long Beach St.	79 70
								272	H	Alabama A&M	60 55
								273	H	UC Santa Barbara	85 81
								288	A	UC Riverside	64 80
								289	H	CSUN	64 56
								307	A	UTRGV	68 87
								310	H	Seattle U	49 83
								321	A	New Mexico St.	56 57
								324	H	Utah Valley	80 67
								350	A	Chicago St.	80 65
LAST 10 Division I											
238	A	Grand Canyon	66 72	350	A	Chicago St.	80 65				
219	A	CSU Bakersfield	55 53	238	H	Grand Canyon	58 62				
310	H	Seattle U	49 83	219	H	CSU Bakersfield	61 66				
324	H	Utah Valley	80 67	307	A	UTRGV	68 87				
222	A	UMKC	65 75	321	A	New Mexico St.	56 57				

Non-Div I Games: Ottawa (AZ) 103 75 LIFE Pacific 93 48

California Baptist

Loss, Non-Conf, S Site, H Home A Away N Neutral

Average RPI Win:	257	WON-LOST	WINNING	LAST 10	STRENGTH OF	OPP. STRENGTH	TEAM	ADJ.	CONF.	ADJ CONF.
Average RPI Loss:	206	RECORD	PCT. RANK	GAMES	SCHEDULE	OF SCHEDULE	RPI	RPI	RPI	RPI
DIV. I ONLY	14- 5	50	9-1	300	339	118	118	25	25	
DIV. I NON-CONF.	3- 4	201	0	286	314	235	235	28	28	
TOTALS	RPI 1-25	RPI 26-50	W-L RECORDS	RPI 51-100	RPI 101-150	RPI 150+				
14- 5	0- 0	0- 1	OVERALL	0- 0	0- 1	14- 3				
8- 0	0- 0	0- 0	HOME	0- 0	0- 0	8- 0				
6- 5	0- 0	0- 1	AWAY	0- 0	0- 1	6- 3				
0- 0	0- 0	0- 0	NEUTRAL	0- 0	0- 0	0- 0				
3- 4	0- 0	0- 1	NON-CONFERENCE	0- 0	0- 1	3- 2				
2- 0	0- 0	0- 0	HOME	0- 0	0- 0	2- 0				
1- 4	0- 0	0- 1	AWAY	0- 0	0- 1	1- 2				
0- 0	0- 0	0- 0	NEUTRAL	0- 0	0- 0	0- 0				
11- 1	0- 0	0- 0	CONFERENCE	0- 0	0- 0	11- 1				
6- 0	0- 0	0- 0	HOME	0- 0	0- 0	6- 0				
5- 1	0- 0	0- 0	AWAY	0- 0	0- 0	5- 1				
0- 0	0- 0	0- 0	NEUTRAL	0- 0	0- 0	0- 0				

RPI S	Opponent	Score	RPI S	Opponent	Score	RPI S	Opponent	Score	RPI S	Opponent	Score	Team's RPI: 118
33	A Old Dominion	44 59							117	A Wake Forest	46 74	
									151	H UNC Greensboro	72 64	
									170	A Hampton	68 31	
									187	H High Point	73 36	
									216	A Radford	43 32	
									223	H Gardner-Webb	48 44	
									229	H Kennesaw St.	63 51	
									244	A UNC Asheville	52 60	
									244	H UNC Asheville	59 52	
									257	H Winthrop	63 47	
									261	A Longwood	70 55	
									304	A Presbyterian	53 47	
									316	A Hofstra	55 58	
									320	A N.C. Central	64 67	
									336	A Western Caro.	61 40	
									337	A USC Upstate	80 72	
									337	H USC Upstate	50 38	
									341	H Charleston So.	61 36	
LAST 10 Division I												
244	H UNC Asheville	59 52	257	H Winthrop	63 47							
337	A USC Upstate	80 72	170	A Hampton	68 31							
216	A Radford	43 32	223	H Gardner-Webb	48 44							
341	H Charleston So.	61 36	261	A Longwood	70 55							
304	A Presbyterian	53 47	244	A UNC Asheville	52 60							

Non-Div I Games: St. Andrews 122 56 Bluefield Col. 65 41

Campbell

Average RPI Win:	264	WON-LOST	WINNING	LAST 10	STRENGTH OF	OPP. STRENGTH	TEAM	ADJ.	CONF.	ADJ CONF.
Average RPI Loss:	214	RECORD	PCT. RANK	GAMES	SCHEDULE	OF SCHEDULE	RPI	RPI	RPI	RPI
DIV. I ONLY	3- 18	329	1-9	284	307	339	339	24	24	
DIV. I NON-CONF.	1- 8	322	0	294	292	341	341	25	25	
TOTALS	RPI 1-25	RPI 26-50	W-L RECORDS	RPI 51-100	RPI 101-150	RPI 150+				
3- 18	0- 0	0- 0	OVERALL	0- 3	0- 2	3- 13				
2- 7	0- 0	0- 0	HOME	0- 3	0- 0	2- 4				
1- 10	0- 0	0- 0	AWAY	0- 0	0- 2	1- 8				
0- 1	0- 0	0- 0	NEUTRAL	0- 0	0- 0	0- 1				
1- 8	0- 0	0- 0	NON-CONFERENCE	0- 1	0- 2	1- 5				
1- 2	0- 0	0- 0	HOME	0- 1	0- 0	1- 1				
0- 5	0- 0	0- 0	AWAY	0- 0	0- 2	0- 3				
0- 1	0- 0	0- 0	NEUTRAL	0- 0	0- 0	0- 1				
2- 10	0- 0	0- 0	CONFERENCE	0- 2	0- 0	2- 8				
1- 5	0- 0	0- 0	HOME	0- 2	0- 0	1- 3				
1- 5	0- 0	0- 0	AWAY	0- 0	0- 0	1- 5				
0- 0	0- 0	0- 0	NEUTRAL	0- 0	0- 0	0- 0				

RPI S	Opponent	Score	RPI S	Opponent	Score	RPI S	Opponent	Score	RPI S	Opponent	Score	Team's RPI: 339
						81	H Marist	59 90	107	A Buffalo	55 71	
						82	H Colgate	69 90	147	A Toledo	65 83	
						100	H Rider	57 70	180	A Quinnipiac	71 74	
									208	A Stetson	52 68	
									226	A Fairfield	70 72	
									226	H Fairfield	70 63	
									228	H Iona	57 60	
									232	A Manhattan	50 68	
									247	A Youngstown St.	59 87	
									249	N Appalachian St.	57 74	
									269	A Niagara	62 81	
									275	A Siena	43 72	
									275	H Siena	63 68	
									282	H St. Bonaventure	84 82	
									284	A Monmouth	71 62	
									305	A Vermont	53 76	
									309	H Albany (NY)	53 70	
									326	H Saint Peter's	68 86	
LAST 10 Division I												
			226	H Fairfield	70 63		100	H Rider	57 70			
			228	H Iona	57 60		180	A Quinnipiac	71 74			
			275	A Siena	43 72		226	A Fairfield	70 72			
			269	A Niagara	62 81		275	H Siena	63 68			
			326	H Saint Peter's	68 86		81	H Marist	59 90			

Non-Div I Games:

Canisius

Average RPI Win:	286	WON-LOST	WINNING	LAST 10	STRENGTH OF	OPP. STRENGTH	TEAM	ADJ.	CONF.	ADJ CONF.
Average RPI Loss:	134	RECORD	PCT. RANK	GAMES	SCHEDULE	OF SCHEDULE	RPI	RPI	RPI	RPI
DIV. I ONLY	8- 11	226	5-5	211	267	215	215	23	23	
DIV. I NON-CONF.	1- 5	313	0	34	128	215	215	21	21	
TOTALS	RPI 1-25	RPI 26-50	W-L RECORDS	RPI 51-100	RPI 101-150	RPI 150+				
8- 11	0- 1	0- 1	OVERALL	0- 0	0- 4	8- 5				
4- 3	0- 0	0- 0	HOME	0- 0	0- 1	4- 2				
4- 8	0- 1	0- 1	AWAY	0- 0	0- 3	4- 3				
0- 0	0- 0	0- 0	NEUTRAL	0- 0	0- 0	0- 0				
1- 5	0- 1	0- 1	NON-CONFERENCE	0- 0	0- 1	1- 2				
1- 0	0- 0	0- 0	HOME	0- 0	0- 0	1- 0				
0- 5	0- 1	0- 1	AWAY	0- 0	0- 1	0- 2				
0- 0	0- 0	0- 0	NEUTRAL	0- 0	0- 0	0- 0				
7- 6	0- 0	0- 0	CONFERENCE	0- 0	0- 3	7- 3				
3- 3	0- 0	0- 0	HOME	0- 0	0- 1	3- 2				
4- 3	0- 0	0- 0	AWAY	0- 0	0- 2	4- 1				
0- 0	0- 0	0- 0	NEUTRAL	0- 0	0- 0	0- 0				

RPI 1-25				RPI 26-50				RPI 51-100				RPI 101+ Team's RPI: 215			
RPI	S	Opponent	Score	RPI	S	Opponent	Score	RPI	S	Opponent	Score	RPI	S	Opponent	Score
17	A	Texas A&M	46 76	48	A	Tennessee	36 63					103	A	SFA	41 102
												108	H	Abilene Christian	64 74
												114	A	A&M-Corpus Christi	47 67
												144	A	Tulane	38 65
												152	H	Jackson St.	57 54
												166	H	New Orleans	37 49
												169	H	Sam Houston St.	54 72
												183	A	Little Rock	48 63
												202	A	Northern Ky.	56 72
												221	A	Southeastern La.	42 63
												230	H	Lamar University	53 29
												285	A	Incarinate Word	47 37
												294	A	Nicholls St.	53 46
												323	H	Houston Baptist	63 39
												332	A	Northwestern St.	51 44
												334	A	McNeese	70 57
												334	H	McNeese	70 49
LAST 10 Division I															
				334	H	McNeese	70 49					294	A	Nicholls St.	53 46
				230	H	Lamar University	53 29					103	A	SFA	41 102
				332	A	Northwestern St.	51 44					169	H	Sam Houston St.	54 72
				221	A	Southeastern La.	42 63					166	H	New Orleans	37 49
				108	H	Abilene Christian	64 74					334	A	McNeese	70 57

Non-Div I Games: Hendrix 104 28 Central Baptist 66 43 Crowley's Ridge 82 26

Central Ark.

Average RPI Win:	313	WON-LOST	WINNING	LAST 10	STRENGTH OF	OPP. STRENGTH	TEAM	ADJ.	CONF.	ADJ CONF.
Average RPI Loss:	217	RECORD	PCT. RANK	GAMES	SCHEDULE	OF SCHEDULE	RPI	RPI	RPI	RPI
DIV. I ONLY	2- 21	344	1-9	305	328	344	344	30	30	
DIV. I NON-CONF.	1- 10	329	0	285	248	330	330	30	30	
TOTALS	RPI 1-25	RPI 26-50	W-L RECORDS	RPI 51-100	RPI 101-150	RPI 150+				
2- 21	0- 1	0- 0	OVERALL	0- 0	0- 5	2- 15				
1- 7	0- 0	0- 0	HOME	0- 0	0- 1	1- 6				
1- 14	0- 1	0- 0	AWAY	0- 0	0- 4	1- 9				
0- 0	0- 0	0- 0	NEUTRAL	0- 0	0- 0	0- 0				
1- 10	0- 1	0- 0	NON-CONFERENCE	0- 0	0- 3	1- 6				
0- 3	0- 0	0- 0	HOME	0- 0	0- 0	0- 3				
1- 7	0- 1	0- 0	AWAY	0- 0	0- 3	1- 3				
0- 0	0- 0	0- 0	NEUTRAL	0- 0	0- 0	0- 0				
1- 11	0- 0	0- 0	CONFERENCE	0- 0	0- 2	1- 9				
1- 4	0- 0	0- 0	HOME	0- 0	0- 1	1- 3				
0- 7	0- 0	0- 0	AWAY	0- 0	0- 1	0- 6				
0- 0	0- 0	0- 0	NEUTRAL	0- 0	0- 0	0- 0				

RPI 1-25				RPI 26-50				RPI 51-100				RPI 101+ Team's RPI: 344			
RPI	S	Opponent	Score	RPI	S	Opponent	Score	RPI	S	Opponent	Score	RPI	S	Opponent	Score
25	A	FGCU	60 94									102	A	Duquesne	33 72
												107	A	Buffalo	56 61
												121	A	Lehigh	51 70
												141	A	Robert Morris	42 80
												141	H	Robert Morris	56 86
												181	A	Fla. Atlantic	54 72
												200	H	Merrimack	56 65
												201	A	Mt. St. Mary's	64 72
												211	H	Brown	73 83
												217	H	UMass Lowell	54 56
												250	A	Saint Francis (PA)	68 72
												250	H	Saint Francis (PA)	52 64
												253	A	New Hampshire	59 70
												276	H	Wagner	66 63
												278	A	Pittsburgh	73 81
												301	A	Sacred Heart	58 66
												301	H	Sacred Heart	52 54
												309	H	Albany (NY)	63 73
												314	A	Bryant	47 59
												325	A	Fairleigh Dickinson	47 66
												335	A	LIU Brooklyn	61 63
												349	A	Hartford	61 54
LAST 10 Division I															
314	A	Bryant	47 59	325	A	Fairleigh Dickinson	47 66								
250	A	Saint Francis (PA)	68 72	201	A	Mt. St. Mary's	64 72								
141	A	Robert Morris	42 80	335	A	LIU Brooklyn	61 63								
301	H	Sacred Heart	52 54	200	H	Merrimack	56 65								
276	H	Wagner	66 63	301	A	Sacred Heart	58 66								

Non-Div I Games:

Central Conn. St.

■ Loss,
 ■ Non-Conf, S Site,
 ■ Home
 ■ Away
 N Neutral

Average RPI Win:	135	WON-LOST	WINNING	LAST 10	STRENGTH OF	OPP. STRENGTH	TEAM	ADJ.	CONF.	ADJ CONF.
Average RPI Loss:	59	RECORD	PCT. RANK	GAMES	SCHEDULE	OF SCHEDULE	RPI	RPI	RPI	RPI
DIV. I ONLY	18- 4	26	10-0	25	103	18	18	10	10	
DIV. I NON-CONF.	7- 4	100	0	15	89	28	28	10	10	
TOTALS	RPI 1-25	RPI 26-50	W-L RECORDS	RPI 51-100	RPI 101-150	RPI 150+				
18- 4	0- 1	0- 1	OVERALL	6- 1	4- 1	8- 0				
9- 1	0- 0	0- 0	HOME	4- 0	2- 1	3- 0				
9- 3	0- 1	0- 1	AWAY	2- 1	2- 0	5- 0				
0- 0	0- 0	0- 0	NEUTRAL	0- 0	0- 0	0- 0				
7- 4	0- 1	0- 1	NON-CONFERENCE	3- 1	2- 1	2- 0				
4- 1	0- 0	0- 0	HOME	2- 0	1- 1	1- 0				
3- 3	0- 1	0- 1	AWAY	1- 1	1- 0	1- 0				
0- 0	0- 0	0- 0	NEUTRAL	0- 0	0- 0	0- 0				
11- 0	0- 0	0- 0	CONFERENCE	3- 0	2- 0	6- 0				
5- 0	0- 0	0- 0	HOME	2- 0	1- 0	2- 0				
6- 0	0- 0	0- 0	AWAY	1- 0	1- 0	4- 0				
0- 0	0- 0	0- 0	NEUTRAL	0- 0	0- 0	0- 0				

RPI 1-25				RPI 26-50				RPI 51-100				RPI 101+			
RPI	S	Opponent	Score	RPI	S	Opponent	Score	RPI	S	Opponent	Score	RPI	S	Opponent	Score
12	A	Louisville	63 76	30	A	Western Ky.	58 93	52	A	Ohio	73 71	107	A	Buffalo	98 93
								52	H	Ohio	92 90	113	A	Bethune-Cookman	92 67
								53	A	UCF	58 64	139	H	Green Bay	105 111
								62	H	Dayton	81 80	146	H	Northeastern	79 63
								63	A	South Dakota St.	79 74	147	H	Toledo	73 66
								70	H	Ball St.	66 39	163	A	Eastern Mich.	89 82
								81	H	Marist	77 54	165	A	Miami (OH)	99 87
												165	H	Miami (OH)	76 70
												173	H	Northern Ill.	66 60
												176	A	Western Mich.	80 70
												190	A	Akron	77 72
												228	H	Iona	70 50
												281	A	Oakland	65 47
LAST 10 Division I															
165	A	Miami (OH)	99 87	163	A	Eastern Mich.	89 82								
173	H	Northern Ill.	66 60	176	A	Western Mich.	80 70								
52	H	Ohio	92 90	70	H	Ball St.	66 39								
107	A	Buffalo	98 93	165	H	Miami (OH)	76 70								
147	H	Toledo	73 66	52	A	Ohio	73 71								

Non-Div I Games:

Central Mich.

Charleston So.

Through Games Of Feb. 10, 2020

Average RPI Win:	244	WON-LOST	WINNING	LAST 10	STRENGTH OF	OPP. STRENGTH	TEAM	ADJ.	CONF.	ADJ CONF.
Average RPI Loss:	218	RECORD	PCT. RANK	GAMES	SCHEDULE	OF SCHEDULE	RPI	RPI	RPI	RPI
DIV. I ONLY	1- 19	346	1-9	233	346	341	341	25	25	
DIV. I NON-CONF.	0- 7	338	0	214	334	340	340	28	28	
TOTALS	RPI 1-25	RPI 26-50	W-L RECORDS	RPI 51-100	RPI 101-150	RPI 150+				
1- 19	0- 1	0- 0	OVERALL	0- 1	0- 2	1- 15				
0- 10	0- 0	0- 0	HOME	0- 0	0- 1	0- 9				
1- 9	0- 1	0- 0	AWAY	0- 1	0- 1	1- 6				
0- 0	0- 0	0- 0	NEUTRAL	0- 0	0- 0	0- 0				
0- 7	0- 1	0- 0	NON-CONFERENCE	0- 1	0- 1	0- 4				
0- 4	0- 0	0- 0	HOME	0- 0	0- 1	0- 3				
0- 3	0- 1	0- 0	AWAY	0- 1	0- 0	0- 1				
0- 0	0- 0	0- 0	NEUTRAL	0- 0	0- 0	0- 0				
1- 12	0- 0	0- 0	CONFERENCE	0- 0	0- 1	1- 11				
0- 6	0- 0	0- 0	HOME	0- 0	0- 0	0- 6				
1- 6	0- 0	0- 0	AWAY	0- 0	0- 1	1- 5				
0- 0	0- 0	0- 0	NEUTRAL	0- 0	0- 0	0- 0				

RPI 1-25				RPI 26-50				RPI 51-100				RPI 101+ Team's RPI: 341			
RPI	S	Opponent	Score	RPI	S	Opponent	Score	RPI	S	Opponent	Score	RPI	S	Opponent	Score
23	A	Florida St.	36 88					79	A	North Carolina	54 85	113	H	Bethune-Cookman	41 81
												118	A	Campbell	36 61
												170	H	Hampton	59 64
												187	H	High Point	70 84
												214	H	North Dakota	57 73
												216	A	Radford	35 72
												216	H	Radford	40 64
												223	A	Gardner-Webb	45 67
												223	H	Gardner-Webb	52 79
												244	A	UNC Asheville	60 48
												255	H	Col. of Charleston	70 79
												257	A	Winthrop	46 56
												257	H	Winthrop	53 58
												261	A	Longwood	64 84
												304	H	Presbyterian	46 67
												336	A	Western Caro.	64 69
												337	A	USC Upstate	53 70
												348	H	South Carolina St.	75 81
LAST 10 Division I															
216	H	Radford	40 64	118	A	Campbell	36 61								
257	A	Winthrop	46 56	170	H	Hampton	59 64								
223	A	Gardner-Webb	45 67	244	A	UNC Asheville	60 48								
304	H	Presbyterian	46 67	187	H	High Point	70 84								
257	H	Winthrop	53 58	261	A	Longwood	64 84								

Non-Div I Games: Columbia (SC) 76 59 Virginia-Lynchburg 92 55

Charleston So.

Loss, Non-Conf, S Site, H Home A Away N Neutral

Average RPI Win: 199	WON-LOST	WINNING	LAST 10	STRENGTH OF	OPP. STRENGTH	TEAM	ADJ.	CONF.	ADJ CONF.
Average RPI Loss: 92	RECORD	PCT. RANK	GAMES	SCHEDULE	OF SCHEDULE	RPI	RPI	RPI	RPI
DIV. I ONLY	15- 7	66	5-5	145	110	77	77	13	13
DIV. I NON-CONF.	9- 2	37	0	173	85	56	56	14	14
TOTALS	RPI 1-25	RPI 26-50	W-L RECORDS	RPI 51-100	RPI 101-150	RPI 150+			
15- 7	0- 0	0- 3	OVERALL	1- 2	5- 0	9- 2			
7- 2	0- 0	0- 1	HOME	0- 1	1- 0	6- 0			
6- 5	0- 0	0- 2	AWAY	0- 1	3- 0	3- 2			
2- 0	0- 0	0- 0	NEUTRAL	1- 0	1- 0	0- 0			
9- 2	0- 0	0- 1	NON-CONFERENCE	1- 1	4- 0	4- 0			
4- 1	0- 0	0- 0	HOME	0- 1	1- 0	3- 0			
3- 1	0- 0	0- 1	AWAY	0- 0	2- 0	1- 0			
2- 0	0- 0	0- 0	NEUTRAL	1- 0	1- 0	0- 0			
6- 5	0- 0	0- 2	CONFERENCE	0- 1	1- 0	5- 2			
3- 1	0- 0	0- 1	HOME	0- 0	0- 0	3- 0			
3- 4	0- 0	0- 1	AWAY	0- 1	1- 0	2- 2			
0- 0	0- 0	0- 0	NEUTRAL	0- 0	0- 0	0- 0			

RPI S	Opponent	Score	RPI S	Opponent	Score	RPI S	Opponent	Score	RPI S	Opponent	Score
			26	A Kentucky	39 86	60	A Middle Tenn.	59 83	112	A UAB	83 75
			30	H Western Ky.	56 60	76	N Boston College	84 68	117	A Wake Forest	77 65
			33	A Old Dominion	51 54	97	H Fordham	51 76	120	A Davidson	75 64
									131	H Richmond	78 59
									144	N Tulane	60 56
									181	A Fla. Atlantic	44 65
									188	H Delaware	61 57
									218	A UTEP	76 82
									220	H Southern Miss.	63 59
									223	H Gardner-Webb	74 49
									241	H Louisiana Tech	55 37
									245	H Marshall	52 46
									265	A East Carolina	59 47
									286	A FIU	64 50
									299	A UTSA	67 47
									318	H UMES	64 44
LAST 10 Division I											
			299	A UTSA	67 47	181	A Fla. Atlantic	44 65			
			218	A UTEP	76 82	30	H Western Ky.	56 60			
			220	H Southern Miss.	63 59	245	H Marshall	52 46			
			241	H Louisiana Tech	55 37	33	A Old Dominion	51 54			
			286	A FIU	64 50	60	A Middle Tenn.	59 83			

Non-Div I Games:

Charlotte

Chattanooga

Through Games Of Feb. 10, 2020

Average RPI Win:	219	WON-LOST	WINNING	LAST 10	STRENGTH OF	OPP. STRENGTH	TEAM	ADJ.	CONF.	ADJ CONF.
Average RPI Loss:	133	RECORD	PCT. RANK	GAMES	SCHEDULE	OF SCHEDULE	RPI	RPI	RPI	RPI
DIV. I ONLY	6- 17	300	5-5	86	169	233	233	26	26	
DIV. I NON-CONF.	1- 13	337	0-1	13	84	213	213	22	22	
TOTALS	RPI 1-25	RPI 26-50	W-L RECORDS	RPI 51-100	RPI 101-150	RPI 150+				
6- 17	0- 2	0- 1	OVERALL	1- 6	0- 0	5- 8				
3- 7	0- 0	0- 1	HOME	0- 2	0- 0	3- 4				
3- 10	0- 2	0- 0	AWAY	1- 4	0- 0	2- 4				
0- 0	0- 0	0- 0	NEUTRAL	0- 0	0- 0	0- 0				
1- 13	0- 2	0- 1	NON-CONFERENCE	1- 6	0- 0	0- 4				
0- 6	0- 0	0- 1	HOME	0- 2	0- 0	0- 3				
1- 7	0- 2	0- 0	AWAY	1- 4	0- 0	0- 1				
0- 0	0- 0	0- 0	NEUTRAL	0- 0	0- 0	0- 0				
5- 4	0- 0	0- 0	CONFERENCE	0- 0	0- 0	5- 4				
3- 1	0- 0	0- 0	HOME	0- 0	0- 0	3- 1				
2- 3	0- 0	0- 0	AWAY	0- 0	0- 0	2- 3				
0- 0	0- 0	0- 0	NEUTRAL	0- 0	0- 0	0- 0				

RPI 1-25				RPI 26-50				RPI 51-100				RPI 101+ Team's RPI: 233			
RPI	S	Opponent	Score	RPI	S	Opponent	Score	RPI	S	Opponent	Score	RPI	S	Opponent	Score
12	A	Louisville	37 86	40	H	Purdue	34 66	52	H	Ohio	58 70	151	A	UNC Greensboro	41 49
13	A	NC State	38 74					56	A	Belmont	50 63	151	H	UNC Greensboro	74 59
								58	H	Troy	51 90	170	H	Hampton	55 84
								63	A	South Dakota St.	56 71	174	A	Samford	46 60
								68	A	UT Martin	51 78	192	H	Austin Peay	49 50
								80	A	Cincinnati	53 72	195	H	Furman	60 52
								98	A	Liberty	71 54	213	H	Northern Colo.	42 59
												266	H	Wofford	80 76
												270	A	ETSU	91 82
												271	A	Eastern Ky.	65 71
												317	A	Mercer	48 55
												336	A	Western Caro.	59 52
												336	H	Western Caro.	53 61
LAST 10 Division I															
336	H	Western Caro.	53 61	195	H	Furman	60 52								
151	H	UNC Greensboro	74 59	266	H	Wofford	80 76								
270	A	ETSU	91 82	151	A	UNC Greensboro	41 49								
317	A	Mercer	48 55	336	A	Western Caro.	59 52								
174	A	Samford	46 60	52	H	Ohio	58 70								

Non-Div I Games:

Chattanooga

■ Loss,
■ Non-Conf, S Site,
■ Home
■ Away
N Neutral

Average RPI Win: 219	WON-LOST	WINNING	LAST 10	STRENGTH OF	OPP. STRENGTH	TEAM	ADJ.	CONF.	ADJ CONF.
Average RPI Loss: 240	RECORD	PCT. RANK	GAMES	SCHEDULE	OF SCHEDULE	RPI	RPI	RPI	RPI
DIV. I ONLY	1- 22	349	1-9	329	326	350	350	31	31
DIV. I NON-CONF.	0- 13	338	0	269	283	344	344	32	32
TOTALS	RPI 1-25	RPI 26-50	W-L RECORDS	RPI 51-100	RPI 101-150	RPI 150+			
1- 22	0- 1	0- 0	OVERALL	0- 0	0- 3	1- 18			
0- 9	0- 1	0- 0	HOME	0- 0	0- 2	0- 6			
1- 12	0- 0	0- 0	AWAY	0- 0	0- 1	1- 11			
0- 1	0- 0	0- 0	NEUTRAL	0- 0	0- 0	0- 1			
0- 13	0- 1	0- 0	NON-CONFERENCE	0- 0	0- 3	0- 9			
0- 6	0- 1	0- 0	HOME	0- 0	0- 2	0- 3			
0- 6	0- 0	0- 0	AWAY	0- 0	0- 1	0- 5			
0- 1	0- 0	0- 0	NEUTRAL	0- 0	0- 0	0- 1			
1- 9	0- 0	0- 0	CONFERENCE	0- 0	0- 0	1- 9			
0- 3	0- 0	0- 0	HOME	0- 0	0- 0	0- 3			
1- 6	0- 0	0- 0	AWAY	0- 0	0- 0	1- 6			
0- 0	0- 0	0- 0	NEUTRAL	0- 0	0- 0	0- 0			

RPI 1-25				RPI 26-50				RPI 51-100				RPI 101+ Team's RPI: 350			
RPI	S	Opponent	Score	RPI	S	Opponent	Score	RPI	S	Opponent	Score	RPI	S	Opponent	Score
21	H	Arizona	50 82									124	A	UT Arlington	53 84
												136	H	Loyola Chicago	53 98
												139	H	Green Bay	46 102
												172	A	Illinois	66 96
												176	A	Western Mich.	69 90
												184	A	Valparaiso	49 95
												210	H	Western Ill.	78 88
												219	A	CSU Bakersfield	60 58
												222	A	UMKC	57 73
												238	A	Grand Canyon	49 69
												259	A	Nevada	60 80
												273	N	UC Santa Barbara	65 96
												281	H	Oakland	70 98
												290	H	California Baptist	65 80
												307	A	UTRGV	68 77
												307	H	UTRGV	67 87
												310	A	Seattle U	51 80
												321	A	New Mexico St.	56 80
												321	H	New Mexico St.	60 73
												324	A	Utah Valley	58 89
												327	A	Evansville	42 76
												342	H	UIC	61 73
LAST 10 Division I															
				307	A	UTRGV	68 77			238	A	Grand Canyon	49 69		
				321	A	New Mexico St.	56 80			307	H	UTRGV	67 87		
				222	A	UMKC	57 73			321	H	New Mexico St.	60 73		
				290	H	California Baptist	65 80			310	A	Seattle U	51 80		
				219	A	CSU Bakersfield	60 58			324	A	Utah Valley	58 89		

Non-Div I Games:

Chicago St.

■ Loss,
 ■ Non-Conf,
 ■ S Site,
 ■ H Home
 ■ A Away
 N Neutral

Average RPI Win: 172	WON-LOST	WINNING	LAST 10	STRENGTH OF	OPP. STRENGTH	TEAM	ADJ.	CONF.	ADJ CONF.
Average RPI Loss: 59	RECORD	PCT. RANK	GAMES	SCHEDULE	OF SCHEDULE	RPI	RPI	RPI	RPI
DIV. I ONLY	15- 7	66	7-3	119	57	80	80	9	9
DIV. I NON-CONF.	9- 4	84	1-0	225	43	135	135	9	9
TOTALS	RPI 1-25	RPI 26-50	W-L RECORDS	RPI 51-100	RPI 101-150	RPI 150+			
15- 7	0- 2	0- 1	OVERALL	5- 3	1- 1	9- 0			
11- 2	0- 0	0- 1	HOME	5- 1	0- 0	6- 0			
4- 3	0- 1	0- 0	AWAY	0- 1	1- 1	3- 0			
0- 2	0- 1	0- 0	NEUTRAL	0- 1	0- 0	0- 0			
9- 4	0- 1	0- 1	NON-CONFERENCE	2- 2	1- 0	6- 0			
7- 2	0- 0	0- 1	HOME	2- 1	0- 0	5- 0			
2- 0	0- 0	0- 0	AWAY	0- 0	1- 0	1- 0			
0- 2	0- 1	0- 0	NEUTRAL	0- 1	0- 0	0- 0			
6- 3	0- 1	0- 0	CONFERENCE	3- 1	0- 1	3- 0			
4- 0	0- 0	0- 0	HOME	3- 0	0- 0	1- 0			
2- 3	0- 1	0- 0	AWAY	0- 1	0- 1	2- 0			
0- 0	0- 0	0- 0	NEUTRAL	0- 0	0- 0	0- 0			

RPI 1-25				RPI 26-50				RPI 51-100				RPI 101+			
RPI	S	Opponent	Score	RPI	S	Opponent	Score	RPI	S	Opponent	Score	RPI	S	Opponent	Score
6	A	UConn	50 80	27	H	Ohio St.	73 78	53	H	UCF	81 64	115	A	VCU	58 56
7	N	Iowa	61 69					67	A	South Fla.	68 76	144	A	Tulane	59 64
								67	H	South Fla.	60 55	156	H	Houston	85 66
								70	H	Ball St.	63 56	165	H	Miami (OH)	98 68
								71	N	Bucknell	48 56	168	A	Memphis	73 66
								72	H	Temple	86 81	231	A	SMU	73 58
								90	H	Saint Louis	50 60	233	H	Chattanooga	72 53
								92	H	Utah	68 62	264	A	Xavier	85 78
												272	H	Alabama A&M	62 47
												278	H	Pittsburgh	69 53
												343	H	Coppin St.	86 40
LAST 10 Division I															
231	A	SMU	73 58	144	A	Tulane	59 64								
67	H	South Fla.	60 55	53	H	UCF	81 64								
6	A	UConn	50 80	168	A	Memphis	73 66								
72	H	Temple	86 81	67	A	South Fla.	68 76								
156	H	Houston	85 66	343	H	Coppin St.	86 40								

Non-Div I Games:

Cincinnati

Average RPI Win:	226	WON-LOST	WINNING	LAST 10	STRENGTH OF	OPP. STRENGTH	TEAM	ADJ.	CONF.	ADJ CONF.
Average RPI Loss:	75	RECORD	PCT. RANK	GAMES	SCHEDULE	OF SCHEDULE	RPI	RPI	RPI	RPI
DIV. I ONLY	7- 17	287	2-8	57	48	197	197	5	5	
DIV. I NON-CONF.	4- 7	225	0	128	147	220	220	3	3	
TOTALS	RPI 1-25	RPI 26-50	W-L RECORDS	RPI 51-100	RPI 101-150	RPI 150+				
7- 17	0- 6	1- 1	OVERALL	0- 6	1- 2	5- 2				
4- 8	0- 4	1- 0	HOME	0- 2	0- 1	3- 1				
2- 8	0- 1	0- 1	AWAY	0- 4	1- 1	1- 1				
1- 1	0- 1	0- 0	NEUTRAL	0- 0	0- 0	1- 0				
4- 7	0- 3	0- 0	NON-CONFERENCE	0- 1	0- 1	4- 2				
2- 4	0- 1	0- 0	HOME	0- 1	0- 1	2- 1				
1- 2	0- 1	0- 0	AWAY	0- 0	0- 0	1- 1				
1- 1	0- 1	0- 0	NEUTRAL	0- 0	0- 0	1- 0				
3- 10	0- 3	1- 1	CONFERENCE	0- 5	1- 1	1- 0				
2- 4	0- 3	1- 0	HOME	0- 1	0- 0	1- 0				
1- 6	0- 0	0- 1	AWAY	0- 4	1- 1	0- 0				
0- 0	0- 0	0- 0	NEUTRAL	0- 0	0- 0	0- 0				

RPI 1-25				RPI 26-50				RPI 51-100				RPI 101+ Team's RPI: 197			
RPI	S	Opponent	Score	RPI	S	Opponent	Score	RPI	S	Opponent	Score	RPI	S	Opponent	Score
1	H	South Carolina	48 84	34	A	Virginia Tech	50 71	51	A	Virginia	54 70	104	A	Notre Dame	71 55
3	N	Maryland	44 63	37	H	Duke	62 58	64	H	Alabama	54 67	117	A	Wake Forest	58 63
7	A	Iowa	60 74					73	A	Miami (FL)	64 68	138	H	N.C. A&T	74 82
12	H	Louisville	50 75					76	H	Boston College	68 70	195	H	Furman	77 71
13	H	NC State	60 79					79	A	North Carolina	72 86	205	A	Penn St.	55 68
23	H	Florida St.	64 81					88	A	Georgia Tech	47 49	278	H	Pittsburgh	75 67
												296	H	Navy	52 65
												317	A	Mercer	65 61
												322	H	Alabama St.	76 43
												328	N	Alcorn	77 46
LAST 10 Division I															
76	H	Boston College	68 70	73	A	Miami (FL)	64 68								
51	A	Virginia	54 70	37	H	Duke	62 58								
79	A	North Carolina	72 86	278	H	Pittsburgh	75 67								
13	H	NC State	60 79	88	A	Georgia Tech	47 49								
34	A	Virginia Tech	50 71	117	A	Wake Forest	58 63								

Non-Div I Games:

Clemson

■ Loss,
 ■ Non-Conf,
 ■ S Site,
 ■ H Home
 ■ A Away
 N Neutral

Average RPI Win:	276	WON-LOST	WINNING	LAST 10	STRENGTH OF	OPP. STRENGTH	TEAM	ADJ.	CONF.	ADJ CONF.
Average RPI Loss:	163	RECORD	PCT. RANK	GAMES	SCHEDULE	OF SCHEDULE	RPI	RPI	RPI	RPI
DIV. I ONLY	15- 7	66	6-4	346	255	191	191	22	22	
DIV. I NON-CONF.	8- 1	26	0	350	230	170	170	20	20	
TOTALS	RPI 1-25	RPI 26-50	W-L RECORDS	RPI 51-100	RPI 101-150	RPI 150+				
15- 7	0- 0	0- 0	OVERALL	0- 2	0- 1	15- 4				
5- 3	0- 0	0- 0	HOME	0- 1	0- 1	5- 1				
10- 4	0- 0	0- 0	AWAY	0- 1	0- 0	10- 3				
0- 0	0- 0	0- 0	NEUTRAL	0- 0	0- 0	0- 0				
8- 1	0- 0	0- 0	NON-CONFERENCE	0- 0	0- 0	8- 1				
1- 0	0- 0	0- 0	HOME	0- 0	0- 0	1- 0				
7- 1	0- 0	0- 0	AWAY	0- 0	0- 0	7- 1				
0- 0	0- 0	0- 0	NEUTRAL	0- 0	0- 0	0- 0				
7- 6	0- 0	0- 0	CONFERENCE	0- 2	0- 1	7- 3				
4- 3	0- 0	0- 0	HOME	0- 1	0- 1	4- 1				
3- 3	0- 0	0- 0	AWAY	0- 1	0- 0	3- 2				
0- 0	0- 0	0- 0	NEUTRAL	0- 0	0- 0	0- 0				

RPI S	Opponent	Score	RPI S	Opponent	Score	RPI S	Opponent	Score	RPI S	Opponent	Score	Team's RPI: 191
						54	A IUPUI	48 58	139	H Green Bay	54 74	
						54	H IUPUI	53 78	157	A Wright St.	62 78	
									157	H Wright St.	73 75	
									190	H Akron	66 62	
									202	A Northern Ky.	73 68	
									202	H Northern Ky.	66 62	
									236	H Milwaukee	58 49	
									247	H Youngstown St.	60 52	
									251	A Bowling Green	62 89	
									258	A Delaware St.	57 49	
									270	A ETSU	62 54	
									281	A Oakland	79 58	
									282	A St. Bonaventure	65 62	
									303	A Omaha	79 66	
									316	A Hofstra	61 51	
									330	A Detroit Mercy	59 70	
									335	A LIU Brooklyn	79 49	
									336	A Western Caro.	68 61	
									342	A UIC	83 43	
									342	H UIC	84 44	
LAST 10 Division I												
			157	H Wright St.	73 75		236	H Milwaukee	58 49			
			202	H Northern Ky.	66 62		281	A Oakland	79 58			
			342	A UIC	83 43		330	A Detroit Mercy	59 70			
			54	A IUPUI	48 58		247	H Youngstown St.	60 52			
			139	H Green Bay	54 74		202	A Northern Ky.	73 68			

Non-Div I Games: Davis & Elkins 110 41 Lake Erie 95 49

Cleveland St.

Average RPI Win:	246	WON-LOST	WINNING	LAST 10	STRENGTH OF	OPP. STRENGTH	TEAM	ADJ.	CONF.	ADJ CONF.
Average RPI Loss:	143	RECORD	PCT. RANK	GAMES	SCHEDULE	OF SCHEDULE	RPI	RPI	RPI	RPI
DIV. I ONLY	17- 3	19	9-1	325	228	99	99	21	21	
DIV. I NON-CONF.	8- 1	26	0	343	297	159	159	19	19	
TOTALS	RPI 1-25	RPI 26-50	W-L RECORDS	RPI 51-100	RPI 101-150	RPI 150+				
17- 3	0- 0	0- 0	OVERALL	0- 1	3- 1	14- 1				
8- 1	0- 0	0- 0	HOME	0- 0	1- 1	7- 0				
8- 2	0- 0	0- 0	AWAY	0- 1	1- 0	7- 1				
1- 0	0- 0	0- 0	NEUTRAL	0- 0	1- 0	0- 0				
8- 1	0- 0	0- 0	NON-CONFERENCE	0- 0	1- 1	7- 0				
4- 1	0- 0	0- 0	HOME	0- 0	0- 1	4- 0				
3- 0	0- 0	0- 0	AWAY	0- 0	0- 0	3- 0				
1- 0	0- 0	0- 0	NEUTRAL	0- 0	1- 0	0- 0				
9- 2	0- 0	0- 0	CONFERENCE	0- 1	2- 0	7- 1				
4- 0	0- 0	0- 0	HOME	0- 0	1- 0	3- 0				
5- 2	0- 0	0- 0	AWAY	0- 1	1- 0	4- 1				
0- 0	0- 0	0- 0	NEUTRAL	0- 0	0- 0	0- 0				

RPI S	Opponent	Score	RPI S	Opponent	Score	RPI S	Opponent	Score	RPI S	Opponent	Score
						58	A Troy	77 84	124	A UT Arlington	80 62
									124	H UT Arlington	62 56
									131	H Richmond	67 79
									137	N Elon	76 65
									151	H UNC Greensboro	63 54
									183	A Little Rock	68 48
									227	H George Mason	74 59
									235	A South Alabama	71 62
									239	A Arkansas St.	61 63
									249	A Appalachian St.	80 53
									263	A UNCW	62 43
									266	A Wofford	78 73
									295	A Texas St.	69 59
									295	H Texas St.	75 67
									297	H Ga. Southern	66 59
									315	H Georgia St.	87 45
									333	H Ark.-Pine Bluff	76 69
									336	A Western Caro.	66 43
									348	H South Carolina St.	85 44
LAST 10 Division I											
			124	A UT Arlington	80 62		249	A Appalachian St.	80 53		
			295	A Texas St.	69 59		183	A Little Rock	68 48		
			315	H Georgia St.	87 45		124	H UT Arlington	62 56		
			297	H Ga. Southern	66 59		295	H Texas St.	75 67		
			239	A Arkansas St.	61 63		235	A South Alabama	71 62		

Non-Div I Games: UNC Pembroke 86 44 Wesleyan (GA) 132 32

Coastal Caro.

Loss, Non-Conf, S Site, H Home A Away N Neutral

Average RPI Win:	261	WON-LOST	WINNING	LAST 10	STRENGTH OF	OPP. STRENGTH	TEAM	ADJ.	CONF.	ADJ CONF.
Average RPI Loss:	154	RECORD	PCT. RANK	GAMES	SCHEDULE	OF SCHEDULE	RPI	RPI	RPI	RPI
DIV. I ONLY	10- 11	193	3-7	310	231	255	255	14	14	
DIV. I NON-CONF.	6- 4	123	0	347	343	266	266	13	13	
TOTALS	RPI 1-25	RPI 26-50	W-L RECORDS	RPI 51-100	RPI 101-150	RPI 150+				
10- 11	0- 0	0- 1	OVERALL	1- 0	0- 6	9- 4				
5- 6	0- 0	0- 1	HOME	1- 0	0- 2	4- 3				
5- 5	0- 0	0- 0	AWAY	0- 0	0- 4	5- 1				
0- 0	0- 0	0- 0	NEUTRAL	0- 0	0- 0	0- 0				
6- 4	0- 0	0- 0	NON-CONFERENCE	0- 0	0- 1	6- 3				
2- 2	0- 0	0- 0	HOME	0- 0	0- 0	2- 2				
4- 2	0- 0	0- 0	AWAY	0- 0	0- 1	4- 1				
0- 0	0- 0	0- 0	NEUTRAL	0- 0	0- 0	0- 0				
4- 7	0- 0	0- 1	CONFERENCE	1- 0	0- 5	3- 1				
3- 4	0- 0	0- 1	HOME	1- 0	0- 2	2- 1				
1- 3	0- 0	0- 0	AWAY	0- 0	0- 3	1- 0				
0- 0	0- 0	0- 0	NEUTRAL	0- 0	0- 0	0- 0				

RPI S	Opponent	Score	RPI S	Opponent	Score	RPI S	Opponent	Score	RPI S	Opponent	Score	Team's RPI: 255
44	H James Madison	53 87	55	H Drexel	73 59	117	A Wake Forest	50 106	125	A William & Mary	60 85	
						125	H William & Mary	74 80	137	A Elon	48 90	
						137	H Elon	57 85	146	A Northeastern	68 72	
						151	H UNC Greensboro	56 69	182	H Towson	62 79	
						187	A High Point	79 70	188	H Delaware	84 73	
						227	H George Mason	61 72	257	A Winthrop	84 73	
						263	H UNCW	67 63	304	A Presbyterian	54 58	
						316	A Hofstra	63 60	320	H N.C. Central	85 78	
						336	H Western Caro.	73 62	341	A Charleston So.	79 70	
						348	A South Carolina St.	76 55				
LAST 10 Division I												
137	H Elon	57 85	44	H James Madison	53 87							
125	H William & Mary	74 80	182	H Towson	62 79							
316	A Hofstra	63 60	125	A William & Mary	60 85							
146	A Northeastern	68 72	137	A Elon	48 90							
263	H UNCW	67 63	188	H Delaware	84 73							

Non-Div I Games: Coker 82 57

Col. of Charleston

Loss, Non-Conf, S Site, H Home A Away N Neutral

Average RPI Win: 229	WON-LOST	WINNING	LAST 10	STRENGTH OF	OPP. STRENGTH	TEAM	ADJ.	CONF.	ADJ CONF.
Average RPI Loss: 97	RECORD	PCT. RANK	GAMES	SCHEDULE	OF SCHEDULE	RPI	RPI	RPI	RPI
DIV. I ONLY	16- 6	51	8-2	225	148	82	82	15	15
DIV. I NON-CONF.	8- 3	68	0	211	153	69	69	16	16
TOTALS	RPI 1-25	RPI 26-50	W-L RECORDS	RPI 51-100	RPI 101-150	RPI 150+			
16- 6	0- 1	1- 0	OVERALL	0- 3	3- 0	12- 2			
10- 0	0- 0	1- 0	HOME	0- 0	1- 0	8- 0			
6- 6	0- 1	0- 0	AWAY	0- 3	2- 0	4- 2			
0- 0	0- 0	0- 0	NEUTRAL	0- 0	0- 0	0- 0			
8- 3	0- 1	1- 0	NON-CONFERENCE	0- 2	1- 0	6- 0			
5- 0	0- 0	1- 0	HOME	0- 0	0- 0	4- 0			
3- 3	0- 1	0- 0	AWAY	0- 2	1- 0	2- 0			
0- 0	0- 0	0- 0	NEUTRAL	0- 0	0- 0	0- 0			
8- 3	0- 0	0- 0	CONFERENCE	0- 1	2- 0	6- 2			
5- 0	0- 0	0- 0	HOME	0- 0	1- 0	4- 0			
3- 3	0- 0	0- 0	AWAY	0- 1	1- 0	2- 2			
0- 0	0- 0	0- 0	NEUTRAL	0- 0	0- 0	0- 0			

RPI 1-25				RPI 26-50				RPI 51-100				Team's RPI: 82	RPI 101+			
RPI	S	Opponent	Score	RPI	S	Opponent	Score	RPI	S	Opponent	Score		RPI	S	Opponent	Score
16	A	Northwestern	44 73	41	H	Yale	70 67	64	A	Alabama	52 72		132	A	Cornell	62 58
								71	A	Bucknell	43 66		143	H	Holy Cross	71 60
								90	A	Saint Louis	51 61		150	A	Boston U.	70 61
													160	A	Lafayette	39 55
													160	H	Lafayette	73 52
													179	A	American	61 63
													179	H	American	63 62
													217	H	UMass Lowell	73 51
													254	A	Loyola Maryland	76 74
													269	H	Niagara	85 72
													275	H	Siena	88 51
													276	H	Wagner	74 58
													296	A	Navy	65 53
													296	H	Navy	80 55
													300	H	Army West Point	100 93
													329	A	NJIT	79 52
													339	A	Canisius	90 69
LAST 10 Division I																
296	A	Navy	65 53	150	A	Boston U.	70 61									
143	H	Holy Cross	71 60	160	H	Lafayette	73 52									
160	A	Lafayette	39 55	296	H	Navy	80 55									
179	H	American	63 62	254	A	Loyola Maryland	76 74									
71	A	Bucknell	43 66	300	H	Army West Point	100 93									

Non-Div I Games:

Colgate

Average RPI Win:	189	WON-LOST	WINNING	LAST 10	STRENGTH OF	OPP. STRENGTH	TEAM	ADJ.	CONF.	ADJ CONF.
Average RPI Loss:	41	RECORD	PCT. RANK	GAMES	SCHEDULE	OF SCHEDULE	RPI	RPI	RPI	RPI
DIV. I ONLY	14- 9	105	2-8	80	26	66	66	1	1	
DIV. I NON-CONF.	11- 0	1	0	297	183	54	54	1	1	
TOTALS	RPI 1-25	RPI 26-50	W-L RECORDS	RPI 51-100	RPI 101-150	RPI 150+				
14- 9	0- 6	0- 0	OVERALL	2- 2	5- 1	7- 0				
7- 4	0- 3	0- 0	HOME	1- 1	2- 0	4- 0				
6- 5	0- 3	0- 0	AWAY	1- 1	2- 1	3- 0				
1- 0	0- 0	0- 0	NEUTRAL	0- 0	1- 0	0- 0				
11- 0	0- 0	0- 0	NON-CONFERENCE	0- 0	4- 0	7- 0				
6- 0	0- 0	0- 0	HOME	0- 0	2- 0	4- 0				
4- 0	0- 0	0- 0	AWAY	0- 0	1- 0	3- 0				
1- 0	0- 0	0- 0	NEUTRAL	0- 0	1- 0	0- 0				
3- 9	0- 6	0- 0	CONFERENCE	2- 2	1- 1	0- 0				
1- 4	0- 3	0- 0	HOME	1- 1	0- 0	0- 0				
2- 5	0- 3	0- 0	AWAY	1- 1	1- 1	0- 0				
0- 0	0- 0	0- 0	NEUTRAL	0- 0	0- 0	0- 0				

RPI 1-25				RPI 26-50				RPI 51-100 Team's RPI: 66				RPI 101+			
RPI	S	Opponent	Score	RPI	S	Opponent	Score	RPI	S	Opponent	Score	RPI	S	Opponent	Score
2	A	Oregon	46 104					83	H	Southern California	66 53	109	H	Texas Southern	74 50
2	H	Oregon	53 101					92	A	Utah	80 70	112	N	UAB	77 69
5	H	UCLA	62 65					92	H	Utah	69 84	130	H	Wisconsin	74 57
10	A	Stanford	68 76					94	A	Washington St.	59 69	134	A	Washington	52 61
14	A	Oregon St.	60 72									140	A	California	62 50
14	H	Oregon St.	52 79									144	A	Tulane	62 52
												196	H	Jacksonville	66 44
												204	A	Wyoming	66 56
												264	A	Xavier	62 53
												268	A	Colorado St.	79 75
												283	H	Indiana St.	59 46
												292	H	Denver	96 70
												329	H	NJIT	80 57
LAST 10 Division I															
134	A	Washington	52 61	10	A	Stanford	68 76								
94	A	Washington St.	59 69	92	H	Utah	69 84								
2	H	Oregon	53 101	5	H	UCLA	62 65								
14	H	Oregon St.	52 79	83	H	Southern California	66 53								
140	A	California	62 50	14	A	Oregon St.	60 72								

Non-Div I Games:

Colorado

■ Loss,
 ■ Non-Conf, S Site,
 ■ Home
 ■ Away
 N Neutral

Average RPI Win:	274	WON-LOST	WINNING	LAST 10	STRENGTH OF	OPP. STRENGTH	TEAM	ADJ.	CONF.	ADJ CONF.
Average RPI Loss:	149	RECORD	PCT. RANK	GAMES	SCHEDULE	OF SCHEDULE	RPI	RPI	RPI	RPI
DIV. I ONLY	8- 13	243	4-6	224	242	268	268	17	17	
DIV. I NON-CONF.	4- 5	195	0	302	264	279	279	23	23	
TOTALS	RPI 1-25	RPI 26-50	W-L RECORDS	RPI 51-100	RPI 101-150	RPI 150+				
8- 13	0- 0	0- 1	OVERALL	0- 3	0- 2	8- 7				
6- 5	0- 0	0- 0	HOME	0- 2	0- 1	6- 2				
2- 8	0- 0	0- 1	AWAY	0- 1	0- 1	2- 5				
0- 0	0- 0	0- 0	NEUTRAL	0- 0	0- 0	0- 0				
4- 5	0- 0	0- 1	NON-CONFERENCE	0- 1	0- 1	4- 2				
3- 2	0- 0	0- 0	HOME	0- 1	0- 0	3- 1				
1- 3	0- 0	0- 1	AWAY	0- 0	0- 1	1- 1				
0- 0	0- 0	0- 0	NEUTRAL	0- 0	0- 0	0- 0				
4- 8	0- 0	0- 0	CONFERENCE	0- 2	0- 1	4- 5				
3- 3	0- 0	0- 0	HOME	0- 1	0- 1	3- 1				
1- 5	0- 0	0- 0	AWAY	0- 1	0- 0	1- 4				
0- 0	0- 0	0- 0	NEUTRAL	0- 0	0- 0	0- 0				

RPI 1-25			RPI 26-50			RPI 51-100			RPI 101+ Team's RPI: 268		
RPI	S	Opponent	Score	RPI	S	Opponent	Score	RPI	S	Opponent	Score
				48	A	Tennessee	41 79	59	A	Fresno St.	53 55
								59	H	Fresno St.	61 79
								66	H	Colorado	75 79
								122	A	Idaho	54 61
								127	H	Boise St.	69 72
								153	H	San Jose St.	53 58
								173	H	Northern Ill.	75 80
								177	A	UNLV	52 56
								194	A	New Mexico	62 73
								204	A	Wyoming	56 49
								213	A	Northern Colo.	75 58
								246	A	Tulsa	55 61
								259	A	Nevada	63 74
								259	H	Nevada	75 70
								260	A	San Diego St.	49 59
								277	H	Utah St.	56 55
								285	H	Incarnate Word	75 47
								288	H	UC Riverside	52 40
								311	H	Air Force	60 40
								351	H	Mississippi Val.	65 46
LAST 10 Division I											
				59	H	Fresno St.	61 79	311	H	Air Force	60 40
				177	A	UNLV	52 56	194	A	New Mexico	62 73
				259	A	Nevada	63 74	153	H	San Jose St.	53 58
				277	H	Utah St.	56 55	204	A	Wyoming	56 49
				59	A	Fresno St.	53 55	259	H	Nevada	75 70

Non-Div I Games: Western St. 56 47 Chadron St. 102 51

Colorado St.

Loss, Non-Conf, S Site, H Home A Away N Neutral

Average RPI Win: 224	WON-LOST	WINNING	LAST 10	STRENGTH OF	OPP. STRENGTH	TEAM	ADJ.	CONF.	ADJ CONF.
Average RPI Loss: 127	RECORD	PCT. RANK	GAMES	SCHEDULE	OF SCHEDULE	RPI	RPI	RPI	RPI
DIV. I ONLY	11- 8	125	5-5	227	155	158	158	8	8
DIV. I NON-CONF.	9- 4	84	3-1	328	231	180	180	8	8
TOTALS	RPI 1-25	RPI 26-50	W-L RECORDS	RPI 51-100	RPI 101-150	RPI 150+			
11- 8	0- 1	0- 1	OVERALL	1- 1	3- 3	7- 2			
8- 2	0- 0	0- 1	HOME	1- 0	2- 0	5- 1			
3- 6	0- 1	0- 0	AWAY	0- 1	1- 3	2- 1			
0- 0	0- 0	0- 0	NEUTRAL	0- 0	0- 0	0- 0			
9- 4	0- 0	0- 0	NON-CONFERENCE	1- 0	2- 2	6- 2			
6- 1	0- 0	0- 0	HOME	1- 0	1- 0	4- 1			
3- 3	0- 0	0- 0	AWAY	0- 0	1- 2	2- 1			
0- 0	0- 0	0- 0	NEUTRAL	0- 0	0- 0	0- 0			
2- 4	0- 1	0- 1	CONFERENCE	0- 1	1- 1	1- 0			
2- 1	0- 0	0- 1	HOME	0- 0	1- 0	1- 0			
0- 3	0- 1	0- 0	AWAY	0- 1	0- 1	0- 0			
0- 0	0- 0	0- 0	NEUTRAL	0- 0	0- 0	0- 0			

RPI 1-25				RPI 26-50				RPI 51-100				RPI 101+ Team's RPI: 158			
RPI	S	Opponent	Score	RPI	S	Opponent	Score	RPI	S	Opponent	Score	RPI	S	Opponent	Score
20	A	Princeton	55 77	41	H	Yale	60 85	86	A	Penn	84 86	106	A	Vanderbilt	51 72
								97	H	Fordham	70 51	107	A	Buffalo	75 82
												120	H	Davidson	63 60
												132	A	Cornell	77 80
												132	H	Cornell	76 66
												141	A	Robert Morris	61 59
												211	H	Brown	74 60
												212	H	Saint Joseph's	57 71
												236	H	Milwaukee	74 46
												242	H	Georgetown	54 49
												300	A	Army West Point	71 62
												309	A	Albany (NY)	78 82
												317	H	Mercer	77 48
												329	H	NJIT	99 43
												340	A	Tennessee St.	75 65
LAST 10 Division I															
20	A	Princeton	55 77	132	H	Cornell	76 66								
86	A	Penn	84 86	317	H	Mercer	77 48								
211	H	Brown	74 60	340	A	Tennessee St.	75 65								
41	H	Yale	60 85	106	A	Vanderbilt	51 72								
132	A	Cornell	77 80	329	H	NJIT	99 43								

Non-Div I Games:

Columbia

■ Loss,
 ■ Non-Conf,
 S Site,
 ■ Home
 ■ Away
 N Neutral

Average RPI Win:	318	WON-LOST	WINNING	LAST 10	STRENGTH OF	OPP. STRENGTH	TEAM	ADJ.	CONF.	ADJ CONF.
Average RPI Loss:	194	RECORD	PCT. RANK	GAMES	SCHEDULE	OF SCHEDULE	RPI	RPI	RPI	RPI
DIV. I ONLY	1- 22	349	1-9	230	312	343	343	29	29	
DIV. I NON-CONF.	0- 12	338	0	132	192	322	322	29	29	
TOTALS	RPI 1-25	RPI 26-50	W-L RECORDS	RPI 51-100	RPI 101-150	RPI 150+				
1- 22	0- 0	0- 3	OVERALL	0- 3	0- 3	1- 13				
1- 8	0- 0	0- 0	HOME	0- 0	0- 1	1- 7				
0- 14	0- 0	0- 3	AWAY	0- 3	0- 2	0- 6				
0- 0	0- 0	0- 0	NEUTRAL	0- 0	0- 0	0- 0				
0- 12	0- 0	0- 3	NON-CONFERENCE	0- 3	0- 1	0- 5				
0- 2	0- 0	0- 0	HOME	0- 0	0- 0	0- 2				
0- 10	0- 0	0- 3	AWAY	0- 3	0- 1	0- 3				
0- 0	0- 0	0- 0	NEUTRAL	0- 0	0- 0	0- 0				
1- 10	0- 0	0- 0	CONFERENCE	0- 0	0- 2	1- 8				
1- 6	0- 0	0- 0	HOME	0- 0	0- 1	1- 5				
0- 4	0- 0	0- 0	AWAY	0- 0	0- 1	0- 3				
0- 0	0- 0	0- 0	NEUTRAL	0- 0	0- 0	0- 0				

RPI S	Opponent	Score	RPI S	Opponent	Score	RPI S	Opponent	Score	RPI S	Opponent	Score	Team's RPI: 343
42	A South Dakota	44 82	44	82	62	A Dayton	48 78	48	78	113	A Bethune-Cookman	51 82
45	A West Virginia	47 82	47	82	63	A South Dakota St.	41 94	41	94	135	A George Washington	35 54
47	A Rutgers	33 107	33	107	80	A Cincinnati	40 86	40	86	138	H N.C. A&T	38 84
										171	H Norfolk St.	48 85
										206	A La Salle	46 79
										245	A Marshall	47 60
										252	H Morgan St.	42 47
										256	A Howard	52 64
										256	H Howard	54 66
										258	A Delaware St.	55 72
										269	H Niagara	67 82
										293	A UMBC	48 71
										318	H UMES	66 63
										320	H N.C. Central	44 58
										326	H Saint Peter's	57 82
										345	A Florida A&M	48 58
										348	H South Carolina St.	60 71
LAST 10 Division I												
318	H UMES	66 63	252	H Morgan St.	42 47	42	47					
320	H N.C. Central	44 58	138	H N.C. A&T	38 84	38	84					
256	A Howard	52 64	345	A Florida A&M	48 58	48	58					
258	A Delaware St.	55 72	113	A Bethune-Cookman	51 82	51	82					
256	H Howard	54 66	171	H Norfolk St.	48 85	48	85					

Non-Div I Games:

Coppin St.

Average RPI Win:	256	WON-LOST	WINNING	LAST 10	STRENGTH OF	OPP. STRENGTH	TEAM	ADJ.	CONF.	ADJ CONF.
Average RPI Loss:	83	RECORD	PCT. RANK	GAMES	SCHEDULE	OF SCHEDULE	RPI	RPI	RPI	RPI
DIV. I ONLY	9- 9	173	4-6	82	209	132	132	8	8	
DIV. I NON-CONF.	7- 5	131	2-2	193	272	150	150	8	8	
TOTALS	RPI 1-25	RPI 26-50	W-L RECORDS	RPI 51-100	RPI 101-150	RPI 150+				
9- 9	0- 2	0- 2	OVERALL	0- 2	0- 1	9- 2				
5- 4	0- 0	0- 1	HOME	0- 1	0- 1	5- 1				
4- 5	0- 2	0- 1	AWAY	0- 1	0- 0	4- 1				
0- 0	0- 0	0- 0	NEUTRAL	0- 0	0- 0	0- 0				
7- 5	0- 1	0- 1	NON-CONFERENCE	0- 1	0- 1	7- 1				
3- 3	0- 0	0- 0	HOME	0- 1	0- 1	3- 1				
4- 2	0- 1	0- 1	AWAY	0- 0	0- 0	4- 0				
0- 0	0- 0	0- 0	NEUTRAL	0- 0	0- 0	0- 0				
2- 4	0- 1	0- 1	CONFERENCE	0- 1	0- 0	2- 1				
2- 1	0- 0	0- 1	HOME	0- 0	0- 0	2- 0				
0- 3	0- 1	0- 0	AWAY	0- 1	0- 0	0- 1				
0- 0	0- 0	0- 0	NEUTRAL	0- 0	0- 0	0- 0				

RPI 1-25				RPI 26-50				RPI 51-100				RPI 101+ Team's RPI: 132			
RPI	S	Opponent	Score	RPI	S	Opponent	Score	RPI	S	Opponent	Score	RPI	S	Opponent	Score
20	A	Princeton	29 60	41	H	Yale	67 74	82	H	Colgate	58 62	102	H	Duquesne	62 72
22	A	TCU	49 59	45	A	West Virginia	62 68	86	A	Penn	41 63	158	A	Columbia	66 76
												158	H	Columbia	80 77
												193	H	Binghamton	56 59
												211	H	Brown	74 63
												217	A	UMass Lowell	70 56
												258	A	Delaware St.	77 51
												269	H	Niagara	82 59
												270	H	ETSU	71 43
												282	A	St. Bonaventure	70 42
												309	A	Albany (NY)	71 51
												329	H	NJIT	68 44
LAST 10 Division I															
86	A	Penn	41 63	158	A	Columbia	66 76								
20	A	Princeton	29 60	270	H	ETSU	71 43								
41	H	Yale	67 74	45	A	West Virginia	62 68								
211	H	Brown	74 63	282	A	St. Bonaventure	70 42								
158	H	Columbia	80 77	102	H	Duquesne	62 72								

Non-Div I Games:

Cornell

■ Loss,
 ■ Non-Conf, S Site,
 ■ Home
 ■ Away
 N Neutral

Creighton

Through Games Of Feb. 10, 2020

Average RPI Win:	132	WON-LOST	WINNING	LAST 10	STRENGTH OF	OPP. STRENGTH	TEAM	ADJ.	CONF.	ADJ CONF.
Average RPI Loss:	47	RECORD	PCT. RANK	GAMES	SCHEDULE	OF SCHEDULE	RPI	RPI	RPI	RPI
DIV. I ONLY	15- 8	85	5-5	32	43	35	35	6	6	
DIV. I NON-CONF.	8- 3	68	0	41	20	14	14	6	6	
TOTALS	RPI 1-25	RPI 26-50	W-L RECORDS	RPI 51-100	RPI 101-150	RPI 150+				
15- 8	1- 1	3- 4	OVERALL	4- 3	3- 0	4- 0				
7- 2	0- 1	2- 0	HOME	1- 1	2- 0	2- 0				
6- 6	1- 0	0- 4	AWAY	2- 2	1- 0	2- 0				
2- 0	0- 0	1- 0	NEUTRAL	1- 0	0- 0	0- 0				
8- 3	0- 0	2- 3	NON-CONFERENCE	3- 0	1- 0	2- 0				
4- 0	0- 0	1- 0	HOME	1- 0	1- 0	1- 0				
2- 3	0- 0	0- 3	AWAY	1- 0	0- 0	1- 0				
2- 0	0- 0	1- 0	NEUTRAL	1- 0	0- 0	0- 0				
7- 5	1- 1	1- 1	CONFERENCE	1- 3	2- 0	2- 0				
3- 2	0- 1	1- 0	HOME	0- 1	1- 0	1- 0				
4- 3	1- 0	0- 1	AWAY	1- 2	1- 0	1- 0				
0- 0	0- 0	0- 0	NEUTRAL	0- 0	0- 0	0- 0				

RPI 1-25				RPI 26-50				RPI 51-100				RPI 101+			
RPI	S	Opponent	Score	RPI	S	Opponent	Score	RPI	S	Opponent	Score	RPI	S	Opponent	Score
19	A	DePaul	63 61	28	A	Arizona St.	55 70	61	A	St. John's (NY)	58 63	142	A	Providence	77 68
19	H	DePaul	71 74	29	A	Drake	53 63	63	H	South Dakota St.	61 48	142	H	Providence	72 63
				36	A	Marquette	50 52	65	A	Seton Hall	70 82	148	H	Wichita St.	56 46
				36	H	Marquette	72 62	72	N	Temple	69 59	242	A	Georgetown	65 56
				42	A	South Dakota	65 72	74	A	Nebraska	79 74	264	H	Xavier	62 55
				45	N	West Virginia	82 75	93	H	Butler	67 73	291	H	North Dakota St.	70 59
				46	H	UNI	57 54	95	A	Villanova	58 42	303	A	Omaha	67 54
LAST 10 Division I															
142	A	Providence	77 68	61	A	St. John's (NY)	58 63	65	A	Seton Hall	70 82	142	H	Providence	72 63
36	A	Marquette	50 52	19	A	DePaul	63 61	19	H	DePaul	71 74	36	H	Marquette	72 62
93	H	Butler	67 73	264	H	Xavier	62 55								

Non-Div I Games:

Creighton

Loss, Non-Conf, S Site, H Home A Away N Neutral

Average RPI Win: 218	WON-LOST	WINNING	LAST 10	STRENGTH OF	OPP. STRENGTH	TEAM	ADJ.	CONF.	ADJ CONF.
Average RPI Loss: 137	RECORD	PCT. RANK	GAMES	SCHEDULE	OF SCHEDULE	RPI	RPI	RPI	RPI
DIV. I ONLY	7- 12	252	2-8	67	216	198	198	8	8
DIV. I NON-CONF.	6- 7	182	1-3	180	289	174	174	8	8
TOTALS	RPI 1-25	RPI 26-50	W-L RECORDS	RPI 51-100	RPI 101-150	RPI 150+			
7- 12	0- 2	0- 1	OVERALL	0- 1	1- 4	6- 4			
5- 5	0- 1	0- 1	HOME	0- 1	1- 0	4- 2			
2- 7	0- 1	0- 0	AWAY	0- 0	0- 4	2- 2			
0- 0	0- 0	0- 0	NEUTRAL	0- 0	0- 0	0- 0			
6- 7	0- 1	0- 0	NON-CONFERENCE	0- 0	0- 3	6- 3			
4- 1	0- 0	0- 0	HOME	0- 0	0- 0	4- 1			
2- 6	0- 1	0- 0	AWAY	0- 0	0- 3	2- 2			
0- 0	0- 0	0- 0	NEUTRAL	0- 0	0- 0	0- 0			
1- 5	0- 1	0- 1	CONFERENCE	0- 1	1- 1	0- 1			
1- 4	0- 1	0- 1	HOME	0- 1	1- 0	0- 1			
0- 1	0- 0	0- 0	AWAY	0- 0	0- 1	0- 0			
0- 0	0- 0	0- 0	NEUTRAL	0- 0	0- 0	0- 0			

RPI 1-25				RPI 26-50				RPI 51-100				RPI 101+ Team's RPI: 198			
RPI	S	Opponent	Score	RPI	S	Opponent	Score	RPI	S	Opponent	Score	RPI	S	Opponent	Score
16	A	Northwestern	37 79	41	H	Yale	47 67	86	H	Penn	33 66	101	A	Harvard	49 64
20	H	Princeton	34 66									101	H	Harvard	63 62
												107	A	Buffalo	49 73
												136	A	Loyola Chicago	40 61
												150	A	Boston U.	56 74
												200	H	Merrimack	57 52
												211	H	Brown	71 83
												217	A	UMass Lowell	62 51
												225	H	Maine	57 41
												226	A	Fairfield	52 51
												232	A	Manhattan	58 70
												253	H	New Hampshire	66 47
												254	A	Loyola Maryland	56 72
												295	H	Texas St.	51 61
												305	H	Vermont	72 55
LAST 10 Division I															
41	H	Yale	47 67	101	H	Harvard	63 62								
211	H	Brown	71 83	254	A	Loyola Maryland	56 72								
86	H	Penn	33 66	107	A	Buffalo	49 73								
20	H	Princeton	34 66	150	A	Boston U.	56 74								
101	A	Harvard	49 64	253	H	New Hampshire	66 47								

Non-Div I Games:

Dartmouth

Davidson

Through Games Of Feb. 10, 2020

Average RPI Win:	207	WON-LOST	WINNING	LAST 10	STRENGTH OF	OPP. STRENGTH	TEAM	ADJ.	CONF.	ADJ CONF.
Average RPI Loss:	112	RECORD	PCT. RANK	GAMES	SCHEDULE	OF SCHEDULE	RPI	RPI	RPI	RPI
DIV. I ONLY	12- 10	144	6-4	149	126	120	120	12	12	
DIV. I NON-CONF.	6- 6	164	0	204	166	137	137	12	12	
TOTALS	RPI 1-25	RPI 26-50	W-L RECORDS	RPI 51-100	RPI 101-150	RPI 150+				
12- 10	0- 0	0- 2	OVERALL	2- 3	1- 3	9- 2				
5- 3	0- 0	0- 0	HOME	1- 2	1- 1	3- 0				
6- 7	0- 0	0- 2	AWAY	1- 1	0- 2	5- 2				
1- 0	0- 0	0- 0	NEUTRAL	0- 0	0- 0	1- 0				
6- 6	0- 0	0- 2	NON-CONFERENCE	0- 2	0- 1	6- 1				
2- 1	0- 0	0- 0	HOME	0- 1	0- 0	2- 0				
3- 5	0- 0	0- 2	AWAY	0- 1	0- 1	3- 1				
1- 0	0- 0	0- 0	NEUTRAL	0- 0	0- 0	1- 0				
6- 4	0- 0	0- 0	CONFERENCE	2- 1	1- 2	3- 1				
3- 2	0- 0	0- 0	HOME	1- 1	1- 1	1- 0				
3- 2	0- 0	0- 0	AWAY	1- 0	0- 1	2- 1				
0- 0	0- 0	0- 0	NEUTRAL	0- 0	0- 0	0- 0				

RPI S	Opponent	Score	RPI S	Opponent	Score	RPI S	Opponent	Score	RPI S	Opponent	Score	Team's RPI: 120
34	A Virginia Tech	68 88	37	A Duke	52 82	55	A Drexel	63 74	131	A Richmond	57 69	
						62	H Dayton	49 55	133	A Florida	50 55	
						77	H Charlotte	64 75	135	H George Washington	62 55	
						90	A Saint Louis	65 58	149	H Massachusetts	62 70	
						97	H Fordham	74 62	158	A Columbia	60 63	
									187	A High Point	73 63	
									189	A Rhode Island	77 70	
									189	H Rhode Island	79 67	
									222	A UMKC	74 64	
									227	A George Mason	76 69	
									242	H Georgetown	66 52	
									270	A ETSU	75 60	
									282	A St. Bonaventure	56 68	
									302	N UC Irvine	78 72	
									336	H Western Caro.	101 51	
LAST 10 Division I												
282	A St. Bonaventure	56 68	135	H George Washington	62 55							
62	H Dayton	49 55	227	A George Mason	76 69							
149	H Massachusetts	62 70	189	H Rhode Island	79 67							
189	A Rhode Island	77 70	97	H Fordham	74 62							
131	A Richmond	57 69	90	A Saint Louis	65 58							

Non-Div I Games: Newberry 75 46

Davidson

■ Loss,
 ■ Non-Conf,
 ■ S Site,
 ■ H Home
 ■ A Away
 N Neutral

Average RPI Win:	186	WON-LOST	WINNING	LAST 10	STRENGTH OF	OPP. STRENGTH	TEAM	ADJ.	CONF.	ADJ CONF.
Average RPI Loss:	55	RECORD	PCT. RANK	GAMES	SCHEDULE	OF SCHEDULE	RPI	RPI	RPI	RPI
DIV. I ONLY	17- 7	58	10-0	126	67	62	62	12	12	
DIV. I NON-CONF.	7- 7	164	0	140	12	136	136	12	12	
TOTALS	RPI 1-25	RPI 26-50	W-L RECORDS	RPI 51-100	RPI 101-150	RPI 150+				
17- 7	0- 4	0- 0	OVERALL	2- 0	6- 3	9- 0				
8- 2	0- 2	0- 0	HOME	2- 0	1- 0	5- 0				
7- 2	0- 1	0- 0	AWAY	0- 0	5- 1	2- 0				
2- 3	0- 1	0- 0	NEUTRAL	0- 0	0- 2	2- 0				
7- 7	0- 4	0- 0	NON-CONFERENCE	0- 0	2- 3	5- 0				
3- 2	0- 2	0- 0	HOME	0- 0	0- 0	3- 0				
2- 2	0- 1	0- 0	AWAY	0- 0	2- 1	0- 0				
2- 3	0- 1	0- 0	NEUTRAL	0- 0	0- 2	2- 0				
10- 0	0- 0	0- 0	CONFERENCE	2- 0	4- 0	4- 0				
5- 0	0- 0	0- 0	HOME	2- 0	1- 0	2- 0				
5- 0	0- 0	0- 0	AWAY	0- 0	3- 0	2- 0				
0- 0	0- 0	0- 0	NEUTRAL	0- 0	0- 0	0- 0				

RPI S	Opponent	Score	RPI S	Opponent	Score	RPI S	Opponent	Score	RPI S	Opponent	Score
1	H South Carolina	49 75				90	H Saint Louis	48 47	102	H Duquesne	54 41
6	H UConn	37 75				97	H Fordham	48 44	107	A Buffalo	59 67
11	N Gonzaga	65 76							117	N Wake Forest	59 78
18	A Central Mich.	80 81							120	A Davidson	55 49
									126	N Auburn	74 76
									131	A Richmond	65 51
									135	A George Washington	66 50
									146	A Northeastern	71 60
									147	A Toledo	60 42
									189	H Rhode Island	71 60
									206	A La Salle	98 58
									212	A Saint Joseph's	59 44
									225	N Maine	78 49
									227	H George Mason	59 55
									248	H Morehead St.	58 41
									265	N East Carolina	94 68
									274	H Lipscomb	82 60
									343	H Coppin St.	78 48
LAST 10 Division I											
189	H Rhode Island	71 60	90	H Saint Louis	48 47						
120	A Davidson	55 49	102	H Duquesne	54 41						
212	A Saint Joseph's	59 44	131	A Richmond	65 51						
97	H Fordham	48 44	227	H George Mason	59 55						
135	A George Washington	66 50	206	A La Salle	98 58						

Non-Div I Games:

Dayton

■ Loss,
■ Non-Conf,
■ S Site,
■ H Home
■ A Away
N Neutral

D
e
P
a
u
l

D
e
P
a
u
l

DePaul

Page 66

Delaware

Through Games Of Feb. 10, 2020

Average RPI Win:	211	WON-LOST	WINNING	LAST 10	STRENGTH OF	OPP. STRENGTH	TEAM	ADJ.	CONF.	ADJ CONF.
Average RPI Loss:	143	RECORD	PCT. RANK	GAMES	SCHEDULE	OF SCHEDULE	RPI	RPI	RPI	RPI
DIV. I ONLY	9- 13	232	5-5	164	127	188	188	14	14	
DIV. I NON-CONF.	4- 7	225	0	114	141	178	178	13	13	
TOTALS	RPI 1-25	RPI 26-50	W-L RECORDS	RPI 51-100	RPI 101-150	RPI 150+				
9- 13	0- 1	0- 1	OVERALL	0- 3	3- 3	6- 5				
3- 5	0- 0	0- 1	HOME	0- 0	0- 2	3- 2				
5- 8	0- 1	0- 0	AWAY	0- 3	3- 1	2- 3				
1- 0	0- 0	0- 0	NEUTRAL	0- 0	0- 0	1- 0				
4- 7	0- 1	0- 0	NON-CONFERENCE	0- 2	1- 1	3- 3				
1- 3	0- 0	0- 0	HOME	0- 0	0- 1	1- 2				
2- 4	0- 1	0- 0	AWAY	0- 2	1- 0	1- 1				
1- 0	0- 0	0- 0	NEUTRAL	0- 0	0- 0	1- 0				
5- 6	0- 0	0- 1	CONFERENCE	0- 1	2- 2	3- 2				
2- 2	0- 0	0- 1	HOME	0- 0	0- 1	2- 0				
3- 4	0- 0	0- 0	AWAY	0- 1	2- 1	1- 2				
0- 0	0- 0	0- 0	NEUTRAL	0- 0	0- 0	0- 0				

RPI 1-25				RPI 26-50				RPI 51-100				RPI 101+ Team's RPI: 188			
RPI	S	Opponent	Score	RPI	S	Opponent	Score	RPI	S	Opponent	Score	RPI	S	Opponent	Score
3	A	Maryland	55 99	44	H	James Madison	39 60	53	A	UCF	49 75	125	A	William & Mary	58 68
								55	A	Drexel	59 63	135	H	George Washington	49 63
								77	A	Charlotte	57 61	137	A	Elon	65 56
												141	A	Robert Morris	73 62
												146	A	Northeastern	81 69
												146	H	Northeastern	62 72
												182	H	Towson	69 62
												203	N	Santa Clara	81 80
												223	A	Gardner-Webb	65 67
												225	H	Maine	56 69
												227	H	George Mason	63 44
												234	A	Cal St. Fullerton	72 55
												255	A	Col. of Charleston	73 84
												258	H	Delaware St.	64 67
												263	A	UNCW	65 71
												316	A	Hofstra	77 67
												316	H	Hofstra	80 59
LAST 10 Division I															
316	A	Hofstra	77 67	125	A	William & Mary	58 68								
146	A	Northeastern	81 69	55	A	Drexel	59 63								
182	H	Towson	69 62	146	H	Northeastern	62 72								
44	H	James Madison	39 60	316	H	Hofstra	80 59								
137	A	Elon	65 56	255	A	Col. of Charleston	73 84								

Non-Div I Games:

Delaware

Loss, Non-Conf, S Site, H Home A Away N Neutral

Average RPI Win:	302	WON-LOST	WINNING	LAST 10	STRENGTH OF	OPP. STRENGTH	TEAM	ADJ.	CONF.	ADJ CONF.
Average RPI Loss:	141	RECORD	PCT. RANK	GAMES	SCHEDULE	OF SCHEDULE	RPI	RPI	RPI	RPI
DIV. I ONLY	8- 12	238	6-4	181	347	258	258	29	29	
DIV. I NON-CONF.	2- 9	304	0-1	46	340	251	251	29	29	
TOTALS	RPI 1-25	RPI 26-50	W-L RECORDS	RPI 51-100	RPI 101-150	RPI 150+				
8- 12	0- 0	0- 1	OVERALL	0- 2	0- 5	8- 4				
5- 7	0- 0	0- 0	HOME	0- 1	0- 4	5- 2				
3- 5	0- 0	0- 1	AWAY	0- 1	0- 1	3- 2				
0- 0	0- 0	0- 0	NEUTRAL	0- 0	0- 0	0- 0				
2- 9	0- 0	0- 1	NON-CONFERENCE	0- 2	0- 3	2- 3				
1- 6	0- 0	0- 0	HOME	0- 1	0- 3	1- 2				
1- 3	0- 0	0- 1	AWAY	0- 1	0- 0	1- 1				
0- 0	0- 0	0- 0	NEUTRAL	0- 0	0- 0	0- 0				
6- 3	0- 0	0- 0	CONFERENCE	0- 0	0- 2	6- 1				
4- 1	0- 0	0- 0	HOME	0- 0	0- 1	4- 0				
2- 2	0- 0	0- 0	AWAY	0- 0	0- 1	2- 1				
0- 0	0- 0	0- 0	NEUTRAL	0- 0	0- 0	0- 0				

RPI S	Opponent	Score	RPI S	Opponent	Score	RPI S	Opponent	Score	RPI S	Opponent	Score	Team's RPI: 258
44	A James Madison	64 83	76	A Boston College	69 109	121	H Lehigh	38 68	125	H William & Mary	52 73	
			100	H Rider	69 71	132	H Cornell	51 77	138	A N.C. A&T	53 58	
						138	H N.C. A&T	45 69	171	A Norfolk St.	57 65	
						188	A Delaware	67 64	191	H Cleveland St.	49 57	
						193	H Binghamton	66 75	252	H Morgan St.	69 61	
						261	A Longwood	62 78	318	H UMES	72 58	
						320	A N.C. Central	64 60	320	H N.C. Central	64 54	
						326	H Saint Peter's	89 66	343	H Coppin St.	72 55	
						348	A South Carolina St.	76 64				
LAST 10 Division I												
348	A South Carolina St.	76 64	320	A N.C. Central	64 60							
171	A Norfolk St.	57 65	138	H N.C. A&T	45 69							
318	H UMES	72 58	320	H N.C. Central	64 54							
343	H Coppin St.	72 55	252	H Morgan St.	69 61							
138	A N.C. A&T	53 58	100	H Rider	69 71							

Non-Div I Games: Post 67 41 Georgian Court 69 48

Delaware St.

Loss, Non-Conf, S Site, H Home A Away N Neutral

Denver

Average RPI Win: 260				Through Games Of Feb. 10, 2020								
Average RPI Loss: 182		WON-LOST RECORD	WINNING PCT. RANK	LAST 10 GAMES	STRENGTH OF SCHEDULE	OPP. STRENGTH OF SCHEDULE	TEAM RPI	ADJ. RPI	CONF. RPI	ADJ CONF. RPI		
DIV. I ONLY		9- 14	240	3-7	248	297	292	292	19	19		
DIV. I NON-CONF.		5- 7	205	0	268	328	301	301	18	18		

TOTALS	RPI 1-25	RPI 26-50		W-L RECORDS		RPI 51-100	RPI 101-150		RPI 150+			
9- 14	0- 0	0- 2		OVERALL		0- 2	0- 0		9- 10			
8- 5	0- 0	0- 1		HOME		0- 1	0- 0		8- 3			
1- 7	0- 0	0- 1		AWAY		0- 1	0- 0		1- 5			
0- 2	0- 0	0- 0		NEUTRAL		0- 0	0- 0		0- 2			
5- 7	0- 0	0- 0		NON-CONFERENCE		0- 1	0- 0		5- 6			
5- 2	0- 0	0- 0		HOME		0- 0	0- 0		5- 2			
0- 3	0- 0	0- 0		AWAY		0- 1	0- 0		0- 2			
0- 2	0- 0	0- 0		NEUTRAL		0- 0	0- 0		0- 2			
4- 7	0- 0	0- 2		CONFERENCE		0- 1	0- 0		4- 4			
3- 3	0- 0	0- 1		HOME		0- 1	0- 0		3- 1			
1- 4	0- 0	0- 1		AWAY		0- 0	0- 0		1- 3			
0- 0	0- 0	0- 0		NEUTRAL		0- 0	0- 0		0- 0			

RPI 1-25				RPI 26-50				RPI 51-100				RPI 101+				Team's RPI: 292
RPI	S	Opponent	Score	RPI	S	Opponent	Score	RPI	S	Opponent	Score	RPI	S	Opponent	Score	
				42	A	South Dakota	61 104	63	H	South Dakota St.	79 86	167	H	Southern Utah	81 73	
				42	H	South Dakota	60 92	66	A	Colorado	70 96	176	N	Western Mich.	70 79	
												190	N	Akron	72 88	
												204	H	Wyoming	71 57	
												209	A	Oral Roberts	72 84	
												210	A	Western Ill.	75 82	
												213	H	Northern Colo.	74 55	
												214	A	North Dakota	91 81	
												214	H	North Dakota	82 90	
												222	A	UMKC	79 83	
												230	A	Lamar University	59 71	
												272	H	Alabama A&M	83 86	
												291	A	North Dakota St.	80 85	
												291	H	North Dakota St.	91 82	
												302	H	UC Irvine	83 75	
												303	H	Omaha	66 60	
												312	H	Cal Poly	96 66	
												321	H	New Mexico St.	75 78	
												331	H	Purdue Fort Wayne	83 57	
LAST 10 Division I																
				331	H	Purdue Fort Wayne	83 57	303	H	Omaha	66 60					
				42	H	South Dakota	60 92	210	A	Western Ill.	75 82					
				209	A	Oral Roberts	72 84	63	H	South Dakota St.	79 86					
				291	A	North Dakota St.	80 85	42	A	South Dakota	61 104					
				214	A	North Dakota	91 81	214	H	North Dakota	82 90					

Non-Div I Games: Colo. Christian 89 49

Denver

Loss, Non-Conf, S Site, H Home A Away N Neutral

Average RPI Win: 292		WON-LOST	WINNING	LAST 10	STRENGTH OF	OPP. STRENGTH	TEAM	ADJ.	CONF.	ADJ CONF.
Average RPI Loss: 176		RECORD	PCT. RANK	GAMES	SCHEDULE	OF SCHEDULE	RPI	RPI	RPI	RPI
DIV. I ONLY		3- 20	336	2-8	217	282	330	330	22	22
DIV. I NON-CONF.		0- 11	338	0	168	255	331	331	20	20
TOTALS	RPI 1-25	RPI 26-50		W-L RECORDS		RPI 51-100	RPI 101-150	RPI 150+		
3- 20	0- 0	0- 0		OVERALL		0- 4	0- 3	3- 13		
2- 10	0- 0	0- 0		HOME		0- 1	0- 3	2- 6		
1- 8	0- 0	0- 0		AWAY		0- 3	0- 0	1- 5		
0- 2	0- 0	0- 0		NEUTRAL		0- 0	0- 0	0- 2		
0- 11	0- 0	0- 0		NON-CONFERENCE		0- 2	0- 2	0- 7		
0- 5	0- 0	0- 0		HOME		0- 0	0- 2	0- 3		
0- 4	0- 0	0- 0		AWAY		0- 2	0- 0	0- 2		
0- 2	0- 0	0- 0		NEUTRAL		0- 0	0- 0	0- 2		
3- 9	0- 0	0- 0		CONFERENCE		0- 2	0- 1	3- 6		
2- 5	0- 0	0- 0		HOME		0- 1	0- 1	2- 3		
1- 4	0- 0	0- 0		AWAY		0- 1	0- 0	1- 3		
0- 0	0- 0	0- 0		NEUTRAL		0- 0	0- 0	0- 0		

RPI 1-25				RPI 26-50				RPI 51-100				RPI 101+				Team's RPI: 330	
RPI	S	Opponent	Score	RPI	S	Opponent	Score	RPI	S	Opponent	Score	RPI	S	Opponent	Score		
								54	A	IUPUI	45	82	136	H	Loyola Chicago	60	89
								54	H	IUPUI	54	95	139	H	Green Bay	48	65
								93	A	Butler	60	82	147	H	Toledo	64	82
								96	A	Michigan St.	52	110	157	A	Wright St.	61	67
													162	N	Tennessee Tech	47	69
													163	H	Eastern Mich.	70	84
													176	A	Western Mich.	67	82
													184	H	Valparaiso	58	77
													190	H	Akron	60	81
													191	H	Cleveland St.	70	59
													202	A	Northern Ky.	60	72
													227	A	George Mason	62	75
													236	H	Milwaukee	48	63
													247	H	Youngstown St.	47	62
													281	A	Oakland	60	65
													281	H	Oakland	57	71
													301	N	Sacred Heart	60	66
													342	A	UIC	70	62
													342	H	UIC	58	52
EAST 10 Division I																	
				342	H	UIC	58	52	247	H	Youngstown St.	47	62				
				54	H	IUPUI	54	95	191	H	Cleveland St.	70	59				
				281	A	Oakland	60	65	139	H	Green Bay	48	65				
				202	A	Northern Ky.	60	72	236	H	Milwaukee	48	63				
				157	A	Wright St.	61	67	54	A	IUPUI	45	82				

Non-Div I Games:

Detroit Mercy

Loss, Non-Conf, S Site, H Home A Away N Neutral

Drake

Through Games Of Feb. 10, 2020

Average RPI Win: 140	WON-LOST	WINNING	LAST 10	STRENGTH OF	OPP. STRENGTH	TEAM	ADJ.	CONF.	ADJ CONF.
Average RPI Loss: 26	RECORD	PCT. RANK	GAMES	SCHEDULE	OF SCHEDULE	RPI	RPI	RPI	RPI
DIV. I ONLY	15- 7	66	7-3	26	38	29	29	7	7
DIV. I NON-CONF.	7- 4	100	0	42	4	34	34	7	7
TOTALS	RPI 1-25	RPI 26-50	W-L RECORDS	RPI 51-100	RPI 101-150	RPI 150+			
15- 7	0- 3	3- 4	OVERALL	4- 0	2- 0	6- 0			
10- 1	0- 1	3- 0	HOME	2- 0	1- 0	4- 0			
3- 5	0- 2	0- 3	AWAY	2- 0	0- 0	1- 0			
2- 1	0- 0	0- 1	NEUTRAL	0- 0	1- 0	1- 0			
7- 4	0- 1	2- 3	NON-CONFERENCE	1- 0	1- 0	3- 0			
4- 0	0- 0	2- 0	HOME	1- 0	0- 0	1- 0			
1- 3	0- 1	0- 2	AWAY	0- 0	0- 0	1- 0			
2- 1	0- 0	0- 1	NEUTRAL	0- 0	1- 0	1- 0			
8- 3	0- 2	1- 1	CONFERENCE	3- 0	1- 0	3- 0			
6- 1	0- 1	1- 0	HOME	1- 0	1- 0	3- 0			
2- 2	0- 1	0- 1	AWAY	2- 0	0- 0	0- 0			
0- 0	0- 0	0- 0	NEUTRAL	0- 0	0- 0	0- 0			

RPI 1-25				RPI 26-50				Team's RPI: 29		RPI 51-100				RPI 101+			
RPI	S	Opponent	Score	RPI	S	Opponent	Score		RPI	S	Opponent	Score	RPI	S	Opponent	Score	
4	A	Missouri St.	67 69	35	H	Creighton	63 53		63	H	South Dakota St.	74 67	126	N	Auburn	83 82	
4	H	Missouri St.	83 89	39	A	Oklahoma	84 93		78	A	Illinois St.	69 67	136	H	Loyola Chicago	80 52	
7	A	Iowa	67 79	40	N	Purdue	47 67		85	A	Southern Ill.	73 65	173	A	Northern Ill.	73 49	
				42	A	South Dakota	94 102		85	H	Southern Ill.	91 76	184	H	Valparaiso	87 66	
				43	A	Bradley	76 77						210	H	Western Ill.	94 75	
				46	H	UNI	104 87						225	N	Maine	94 62	
				49	H	Iowa St.	86 81						283	H	Indiana St.	105 65	
													327	H	Evansville	108 44	
LAST 10 Division I																	
		4	H	Missouri St.	83 89				78	A	Illinois St.	69 67					
		85	H	Southern Ill.	91 76				327	H	Evansville	108 44					
		136	H	Loyola Chicago	80 52				283	H	Indiana St.	105 65					
		184	H	Valparaiso	87 66				85	A	Southern Ill.	73 65					
		43	A	Bradley	76 77				4	A	Missouri St.	67 69					

Drake

Drake

Non-Div I Games: Waldorf 103 18

Drake

Loss, Non-Conf, S Site, H Home A Away N Neutral

Average RPI Win: 178	WON-LOST	WINNING	LAST 10	STRENGTH OF	OPP. STRENGTH	TEAM	ADJ.	CONF.	ADJ CONF.
Average RPI Loss: 107	RECORD	PCT. RANK	GAMES	SCHEDULE	OF SCHEDULE	RPI	RPI	RPI	RPI
DIV. I ONLY	17- 6	44	10-0	132	116	55	55	14	14
DIV. I NON-CONF.	7- 5	131	0	66	96	86	86	13	13
TOTALS	RPI 1-25	RPI 26-50	W-L RECORDS	RPI 51-100	RPI 101-150	RPI 150+			
17- 6	0- 1	1- 0	OVERALL	1- 2	6- 2	9- 1			
10- 1	0- 0	1- 0	HOME	1- 0	3- 1	5- 0			
7- 4	0- 1	0- 0	AWAY	0- 2	3- 0	4- 1			
0- 1	0- 0	0- 0	NEUTRAL	0- 0	0- 1	0- 0			
7- 5	0- 1	0- 0	NON-CONFERENCE	1- 2	2- 2	4- 0			
5- 1	0- 0	0- 0	HOME	1- 0	2- 1	2- 0			
2- 3	0- 1	0- 0	AWAY	0- 2	0- 0	2- 0			
0- 1	0- 0	0- 0	NEUTRAL	0- 0	0- 1	0- 0			
10- 1	0- 0	1- 0	CONFERENCE	0- 0	4- 0	5- 1			
5- 0	0- 0	1- 0	HOME	0- 0	1- 0	3- 0			
5- 1	0- 0	0- 0	AWAY	0- 0	3- 0	2- 1			
0- 0	0- 0	0- 0	NEUTRAL	0- 0	0- 0	0- 0			

RPI 1-25				RPI 26-50				RPI 51-100				RPI 101+			
RPI	S	Opponent	Score	RPI	S	Opponent	Score	RPI	S	Opponent	Score	RPI	S	Opponent	Score
19	A	DePaul	57 81	44	H	James Madison	70 48	71	A	Bucknell	49 60	105	H	Pacific	51 58
								86	A	Penn	49 53	107	N	Buffalo	59 63
								95	H	Villanova	54 52	120	H	Davidson	74 63
												125	A	William & Mary	61 54
												131	H	Richmond	58 52
												137	A	Elon	55 53
												146	A	Northeastern	67 51
												146	H	Northeastern	50 41
												180	A	Quinnipiac	66 62
												182	H	Towson	59 50
												188	H	Delaware	63 59
												206	H	La Salle	69 31
												212	A	Saint Joseph's	62 52
												225	H	Maine	70 57
												255	A	Col. of Charleston	59 73
												263	A	UNCW	73 72
												316	A	Hofstra	45 32
												316	H	Hofstra	74 54
LAST 10 Division I															
146	A	Northeastern	67 51	137	A	Elon	55 53								
316	A	Hofstra	45 32	188	H	Delaware	63 59								
44	H	James Madison	70 48	316	H	Hofstra	74 54								
182	H	Towson	59 50	146	H	Northeastern	50 41								
125	A	William & Mary	61 54	263	A	UNCW	73 72								

Non-Div I Games:

Drexel

■ Loss,
 ■ Non-Conf, S Site,
 ■ Home
 ■ Away
 N Neutral

Average RPI Win: 105	WON-LOST	WINNING	LAST 10	STRENGTH OF	OPP. STRENGTH	TEAM	ADJ.	CONF.	ADJ CONF.
Average RPI Loss: 52	RECORD	PCT. RANK	GAMES	SCHEDULE	OF SCHEDULE	RPI	RPI	RPI	RPI
DIV. I ONLY	13- 10	130	6-4	4	34	37	37	5	5
DIV. I NON-CONF.	6- 5	151	0	2	61	21	21	3	3
TOTALS	RPI 1-25	RPI 26-50	W-L RECORDS	RPI 51-100	RPI 101-150	RPI 150+			
13- 10	0- 6	1- 0	OVERALL	7- 2	2- 1	3- 1			
10- 3	0- 2	1- 0	HOME	5- 0	2- 1	2- 0			
3- 7	0- 4	0- 0	AWAY	2- 2	0- 0	1- 1			
0- 0	0- 0	0- 0	NEUTRAL	0- 0	0- 0	0- 0			
6- 5	0- 4	0- 0	NON-CONFERENCE	2- 1	1- 0	3- 0			
5- 1	0- 1	0- 0	HOME	2- 0	1- 0	2- 0			
1- 4	0- 3	0- 0	AWAY	0- 1	0- 0	1- 0			
0- 0	0- 0	0- 0	NEUTRAL	0- 0	0- 0	0- 0			
7- 5	0- 2	1- 0	CONFERENCE	5- 1	1- 1	0- 1			
5- 2	0- 1	1- 0	HOME	3- 0	1- 1	0- 0			
2- 3	0- 1	0- 0	AWAY	2- 1	0- 0	0- 1			
0- 0	0- 0	0- 0	NEUTRAL	0- 0	0- 0	0- 0			

RPI 1-25				RPI 26-50				Team's RPI: 37				RPI 51-100				RPI 101+			
RPI	S	Opponent	Score	RPI	S	Opponent	Score	RPI	S	Opponent	Score	RPI	S	Opponent	Score	RPI	S	Opponent	Score
1	A	South Carolina	46 89	34	H	Virginia Tech	72 67	51	A	Virginia	63 66	104	H	Notre Dame	50 47				
12	A	Louisville	55 60					58	H	Troy	99 85	117	H	Wake Forest	58 60				
13	H	NC State	60 63					73	A	Miami (FL)	74 55	120	H	Davidson	82 52				
16	H	Northwestern	42 63					74	A	Nebraska	79 83	177	A	UNLV	57 45				
17	A	Texas A&M	58 79					76	H	Boston College	85 73	187	H	High Point	93 57				
25	A	FGCU	56 78					79	H	North Carolina	71 61	197	A	Clemson	58 62				
								86	H	Penn	66 50	199	H	Idaho St.	85 66				
								88	H	Georgia Tech	58 46								
								89	A	Syracuse	88 58								
LAST 10 Division I																			
				73	A	Miami (FL)	74 55	197	A	Clemson	58 62								
				79	H	North Carolina	71 61	104	H	Notre Dame	50 47								
				13	H	NC State	60 63	34	H	Virginia Tech	72 67								
				88	H	Georgia Tech	58 46	51	A	Virginia	63 66								
				89	A	Syracuse	88 58	12	A	Louisville	55 60								

Non-Div I Games:

Duke

■ Loss,
 ■ Non-Conf, S Site,
 ■ Home
 ■ Away
 N Neutral

Average RPI Win:	215	WON-LOST	WINNING	LAST 10	STRENGTH OF	OPP. STRENGTH	TEAM	ADJ.	CONF.	ADJ CONF.
Average RPI Loss:	95	RECORD	PCT. RANK	GAMES	SCHEDULE	OF SCHEDULE	RPI	RPI	RPI	RPI
DIV. I ONLY	16- 7	61	6-4	252	105	102	102	12	12	
DIV. I NON-CONF.	10- 3	57	0	276	118	97	97	12	12	
TOTALS	RPI 1-25	RPI 26-50	W-L RECORDS	RPI 51-100	RPI 101-150	RPI 150+				
16- 7	0- 0	0- 1	OVERALL	0- 3	3- 3	13- 0				
8- 2	0- 0	0- 0	HOME	0- 0	1- 2	7- 0				
8- 5	0- 0	0- 1	AWAY	0- 3	2- 1	6- 0				
0- 0	0- 0	0- 0	NEUTRAL	0- 0	0- 0	0- 0				
10- 3	0- 0	0- 1	NON-CONFERENCE	0- 1	2- 1	8- 0				
4- 1	0- 0	0- 0	HOME	0- 0	1- 1	3- 0				
6- 2	0- 0	0- 1	AWAY	0- 1	1- 0	5- 0				
0- 0	0- 0	0- 0	NEUTRAL	0- 0	0- 0	0- 0				
6- 4	0- 0	0- 0	CONFERENCE	0- 2	1- 2	5- 0				
4- 1	0- 0	0- 0	HOME	0- 0	0- 1	4- 0				
2- 3	0- 0	0- 0	AWAY	0- 2	1- 1	1- 0				
0- 0	0- 0	0- 0	NEUTRAL	0- 0	0- 0	0- 0				

RPI S	Opponent	Score	RPI S	Opponent	Score	RPI S	Opponent	Score	RPI S	Opponent	Score	Team's RPI: 102
			50	A Oklahoma St.	41 84	62	A Dayton	41 54	110	H Kent St.	75 77	
						72	A Temple	72 85	115	A VCU	79 76	
						90	A Saint Louis	50 53	132	A Cornell	72 62	
									135	A George Washington	60 65	
									147	H Toledo	79 74	
									149	H Massachusetts	77 81	
									160	A Lafayette	73 65	
									190	A Akron	88 63	
									206	H La Salle	82 56	
									212	A Saint Joseph's	58 51	
									212	H Saint Joseph's	53 42	
									227	H George Mason	84 63	
									228	A Iona	76 74	
									229	H Kennesaw St.	75 72	
									232	A Manhattan	76 65	
									250	H Saint Francis (PA)	72 69	
									278	A Pittsburgh	81 62	
									282	H St. Bonaventure	58 39	
									344	H Central Conn. St.	72 33	
LAST 10 Division I												
212	H Saint Joseph's	53 42	212	A Saint Joseph's	58 51							
115	A VCU	79 76	62	A Dayton	41 54							
282	H St. Bonaventure	58 39	206	H La Salle	82 56							
90	A Saint Louis	50 53	135	A George Washington	60 65							
227	H George Mason	84 63	149	H Massachusetts	77 81							

Non-Div I Games:

Duquesne

■ Loss,
 ■ Non-Conf,
 ■ S Site,
 ■ H Home
 ■ A Away
 N Neutral

ETSU

ETSU

ETSU

Page 75

East Carolina

Through Games Of Feb. 10, 2020

Average RPI Win:	248	WON-LOST	WINNING	LAST 10	STRENGTH OF	OPP. STRENGTH	TEAM	ADJ.	CONF.	ADJ CONF.
Average RPI Loss:	118	RECORD	PCT. RANK	GAMES	SCHEDULE	OF SCHEDULE	RPI	RPI	RPI	RPI
DIV. I ONLY	5- 17	310	2-8	94	120	265	265	9	9	
DIV. I NON-CONF.	3- 10	282	0-1	90	179	250	250	9	9	
TOTALS	RPI 1-25	RPI 26-50	W-L RECORDS	RPI 51-100	RPI 101-150	RPI 150+				
5- 17	0- 2	0- 0	OVERALL	0- 6	0- 5	5- 4				
4- 7	0- 1	0- 0	HOME	0- 2	0- 2	4- 2				
1- 8	0- 0	0- 0	AWAY	0- 3	0- 3	1- 2				
0- 2	0- 1	0- 0	NEUTRAL	0- 1	0- 0	0- 0				
3- 10	0- 1	0- 0	NON-CONFERENCE	0- 5	0- 3	3- 1				
2- 4	0- 0	0- 0	HOME	0- 2	0- 1	2- 1				
1- 4	0- 0	0- 0	AWAY	0- 2	0- 2	1- 0				
0- 2	0- 1	0- 0	NEUTRAL	0- 1	0- 0	0- 0				
2- 7	0- 1	0- 0	CONFERENCE	0- 1	0- 2	2- 3				
2- 3	0- 1	0- 0	HOME	0- 0	0- 1	2- 1				
0- 4	0- 0	0- 0	AWAY	0- 1	0- 1	0- 2				
0- 0	0- 0	0- 0	NEUTRAL	0- 0	0- 0	0- 0				

RPI 1-25				RPI 26-50				RPI 51-100				RPI 101+ Team's RPI: 265			
RPI	S	Opponent	Score	RPI	S	Opponent	Score	RPI	S	Opponent	Score	RPI	S	Opponent	Score
6	H	UConn	42 98					53	A	UCF	55 91	115	A	VCU	40 53
16	N	Northwestern	45 64					60	H	Middle Tenn.	66 68	117	A	Wake Forest	53 76
								62	N	Dayton	68 94	125	H	William & Mary	68 78
								77	H	Charlotte	47 59	148	A	Wichita St.	55 57
								84	A	Georgia	50 67	148	H	Wichita St.	53 61
								98	A	Liberty	66 81	156	A	Houston	63 72
												156	H	Houston	53 50
												168	H	Memphis	71 65
												231	H	SMU	47 55
												246	A	Tulsa	56 58
												256	H	Howard	51 67
												261	A	Longwood	64 61
												318	H	UMES	57 42
												337	H	USC Upstate	69 48
LAST 10 Division I															
156	H	Houston	53 50	156	A	Houston	63 72								
148	A	Wichita St.	55 57	148	H	Wichita St.	53 61								
168	H	Memphis	71 65	231	H	SMU	47 55								
6	H	UConn	42 98	53	A	UCF	55 91								
246	A	Tulsa	56 58	84	A	Georgia	50 67								

Non-Div I Games:

East Carolina

Loss, Non-Conf, S Site, H Home A Away N Neutral

Average RPI Win:	261	WON-LOST	WINNING	LAST 10	STRENGTH OF	OPP. STRENGTH	TEAM	ADJ.	CONF.	ADJ CONF.
Average RPI Loss:	166	RECORD	PCT. RANK	GAMES	SCHEDULE	OF SCHEDULE	RPI	RPI	RPI	RPI
DIV. I ONLY	13- 9	112	7-3	335	221	224	224	20	20	
DIV. I NON-CONF.	5- 5	164	0	348	198	305	305	24	24	
TOTALS	RPI 1-25	RPI 26-50	W-L RECORDS	RPI 51-100	RPI 101-150	RPI 150+				
13- 9	0- 0	0- 0	OVERALL	1- 1	0- 3	12- 5				
5- 5	0- 0	0- 0	HOME	1- 0	0- 2	4- 3				
7- 4	0- 0	0- 0	AWAY	0- 1	0- 1	7- 2				
1- 0	0- 0	0- 0	NEUTRAL	0- 0	0- 0	1- 0				
5- 5	0- 0	0- 0	NON-CONFERENCE	0- 0	0- 2	5- 3				
1- 3	0- 0	0- 0	HOME	0- 0	0- 1	1- 2				
3- 2	0- 0	0- 0	AWAY	0- 0	0- 1	3- 1				
1- 0	0- 0	0- 0	NEUTRAL	0- 0	0- 0	1- 0				
8- 4	0- 0	0- 0	CONFERENCE	1- 1	0- 1	7- 2				
4- 2	0- 0	0- 0	HOME	1- 0	0- 1	3- 1				
4- 2	0- 0	0- 0	AWAY	0- 1	0- 0	4- 1				
0- 0	0- 0	0- 0	NEUTRAL	0- 0	0- 0	0- 0				

RPI S	Opponent	Score	RPI S	Opponent	Score	RPI S	Opponent	Score	RPI S	Opponent	Score	Team's RPI: 224
						56	A Belmont	45 69	128	H Southeast Mo. St.	65 77	
						68	H UT Martin	74 70	130	A Wisconsin	55 63	
									136	H Loyola Chicago	51 67	
									162	H Tennessee Tech	62 75	
									173	A Northern Ill.	48 61	
									184	H Valparaiso	66 78	
									192	A Austin Peay	76 47	
									210	N Western Ill.	60 52	
									240	A Murray St.	87 92	
									248	A Morehead St.	57 51	
									248	H Morehead St.	67 62	
									271	A Eastern Ky.	83 63	
									271	H Eastern Ky.	85 38	
									274	A Lipscomb	66 56	
									283	H Indiana St.	57 59	
									298	H Jacksonville St.	55 52	
									303	H Omaha	65 52	
									327	A Evansville	90 44	
									340	A Tennessee St.	73 52	
									342	A UIC	80 45	
LAST 10 Division I												
			248	H Morehead St.	67 62		68	H UT Martin	74 70			
			271	H Eastern Ky.	85 38		162	H Tennessee Tech	62 75			
			192	A Austin Peay	76 47		298	H Jacksonville St.	55 52			
			240	A Murray St.	87 92		248	A Morehead St.	57 51			
			128	H Southeast Mo. St.	65 77		271	A Eastern Ky.	83 63			

Non-Div I Games: Lindenwood (MO) 88 66

Eastern Ill.

Eastern Ky.

Through Games Of Feb. 10, 2020

Average RPI Win:	275	WON-LOST	WINNING	LAST 10	STRENGTH OF	OPP. STRENGTH	TEAM	ADJ.	CONF.	ADJ CONF.
Average RPI Loss:	163	RECORD	PCT. RANK	GAMES	SCHEDULE	OF SCHEDULE	RPI	RPI	RPI	RPI
DIV. I ONLY	8- 14	255	3-7	257	286	271	271	20	20	
DIV. I NON-CONF.	5- 5	164	0	248	175	190	190	24	24	
TOTALS	RPI 1-25	RPI 26-50	W-L RECORDS	RPI 51-100	RPI 101-150	RPI 150+				
8- 14	0- 0	0- 0	OVERALL	0- 4	0- 2	8- 8				
3- 7	0- 0	0- 0	HOME	0- 1	0- 1	3- 5				
5- 7	0- 0	0- 0	AWAY	0- 3	0- 1	5- 3				
0- 0	0- 0	0- 0	NEUTRAL	0- 0	0- 0	0- 0				
5- 5	0- 0	0- 0	NON-CONFERENCE	0- 2	0- 1	5- 2				
2- 2	0- 0	0- 0	HOME	0- 0	0- 0	2- 2				
3- 3	0- 0	0- 0	AWAY	0- 2	0- 1	3- 0				
0- 0	0- 0	0- 0	NEUTRAL	0- 0	0- 0	0- 0				
3- 9	0- 0	0- 0	CONFERENCE	0- 2	0- 1	3- 6				
1- 5	0- 0	0- 0	HOME	0- 1	0- 1	1- 3				
2- 4	0- 0	0- 0	AWAY	0- 1	0- 0	2- 3				
0- 0	0- 0	0- 0	NEUTRAL	0- 0	0- 0	0- 0				

RPI S	Opponent	Score	RPI S	Opponent	Score	RPI S	Opponent	Score	RPI S	Opponent	Score	Team's RPI: 271
						54	A IUPUI	42 72	106	A Vanderbilt	69 75	
						56	A Belmont	48 68	128	H Southeast Mo. St.	44 60	
						68	H UT Martin	50 65	162	A Tennessee Tech	82 87	
						93	A Butler	41 73	162	H Tennessee Tech	42 60	
									165	H Miami (OH)	57 75	
									168	A Memphis	63 60	
									202	H Northern Ky.	69 62	
									224	A Eastern Ill.	38 85	
									224	H Eastern Ill.	63 83	
									233	H Chattanooga	71 65	
									247	H Youngstown St.	63 72	
									264	A Xavier	56 55	
									298	A Jacksonville St.	54 68	
									298	H Jacksonville St.	33 43	
									317	A Mercer	61 60	
									338	A SIUE	68 38	
									338	H SIUE	49 46	
									340	A Tennessee St.	61 55	
LAST 10 Division I												
338	A	SIUE	68	38	298	A	Jacksonville St.	54	68			
224	A	Eastern Ill.	38	85	340	A	Tennessee St.	61	55			
128	H	Southeast Mo. St.	44	60	56	A	Belmont	48	68			
68	H	UT Martin	50	65	338	H	SIUE	49	46			
162	A	Tennessee Tech	82	87	224	H	Eastern Ill.	63	83			

Non-Div I Games: Alice Lloyd 102 65

Eastern Ky.

Loss, Non-Conf, S Site, H Home A Away N Neutral

Average RPI Win:	215	WON-LOST	WINNING	LAST 10	STRENGTH OF	OPP. STRENGTH	TEAM	ADJ.	CONF.	ADJ CONF.
Average RPI Loss:	113	RECORD	PCT. RANK	GAMES	SCHEDULE	OF SCHEDULE	RPI	RPI	RPI	RPI
DIV. I ONLY	10- 11	193	5-5	160	134	163	163	10	10	
DIV. I NON-CONF.	4- 6	212	0	256	258	243	243	10	10	
TOTALS	RPI 1-25	RPI 26-50	W-L RECORDS	RPI 51-100	RPI 101-150	RPI 150+				
10- 11	0- 1	0- 1	OVERALL	0- 4	3- 2	7- 3				
5- 4	0- 1	0- 1	HOME	0- 2	1- 0	4- 0				
5- 7	0- 0	0- 0	AWAY	0- 2	2- 2	3- 3				
0- 0	0- 0	0- 0	NEUTRAL	0- 0	0- 0	0- 0				
4- 6	0- 0	0- 1	NON-CONFERENCE	0- 2	1- 1	3- 2				
2- 2	0- 0	0- 1	HOME	0- 1	1- 0	1- 0				
2- 4	0- 0	0- 0	AWAY	0- 1	0- 1	2- 2				
0- 0	0- 0	0- 0	NEUTRAL	0- 0	0- 0	0- 0				
6- 5	0- 1	0- 0	CONFERENCE	0- 2	2- 1	4- 1				
3- 2	0- 1	0- 0	HOME	0- 1	0- 0	3- 0				
3- 3	0- 0	0- 0	AWAY	0- 1	2- 1	1- 1				
0- 0	0- 0	0- 0	NEUTRAL	0- 0	0- 0	0- 0				

RPI 1-25				RPI 26-50				RPI 51-100				RPI 101+ Team's RPI: 163			
RPI	S	Opponent	Score	RPI	S	Opponent	Score	RPI	S	Opponent	Score	RPI	S	Opponent	Score
18	H	Central Mich.	82 89	32	H	Michigan	38 57	52	H	Ohio	65 75	107	A	Buffalo	63 66
								70	A	Ball St.	54 59	110	A	Kent St.	74 69
								85	H	Southern Ill.	54 85	128	H	Southeast Mo. St.	69 64
								96	A	Michigan St.	50 85	147	A	Toledo	77 62
												148	A	Wichita St.	52 63
												165	H	Miami (OH)	80 53
												173	H	Northern Ill.	62 55
												176	A	Western Mich.	83 79
												190	A	Akron	81 88
												193	A	Binghamton	67 78
												247	A	Youngstown St.	77 79
												251	H	Bowling Green	78 61
												330	A	Detroit Mercy	84 70
												331	H	Purdue Fort Wayne	64 40
												342	A	UIC	68 59
LAST 10 Division I															
176	A	Western Mich.	83 79	18	H	Central Mich.	82 89	107	A	Buffalo	63 66				
52	H	Ohio	65 75					165	H	Miami (OH)	80 53				
190	A	Akron	81 88					70	A	Ball St.	54 59				
147	A	Toledo	77 62					110	A	Kent St.	74 69				
173	H	Northern Ill.	62 55												

Non-Div I Games: Olivet 95 38

Eastern Mich.

■ Loss,
 ■ Non-Conf,
 ■ S Site,
 ■ H Home
 ■ A Away
 N Neutral

Average RPI Win:	319	WON-LOST	WINNING	LAST 10	STRENGTH OF	OPP. STRENGTH	TEAM	ADJ.	CONF.	ADJ CONF.
Average RPI Loss:	146	RECORD	PCT. RANK	GAMES	SCHEDULE	OF SCHEDULE	RPI	RPI	RPI	RPI
DIV. I ONLY	1- 19	346	0-10	76	206	306	306	18	18	
DIV. I NON-CONF.	0- 8	338	0	6	143	233	233	17	17	
TOTALS	RPI 1-25	RPI 26-50	W-L RECORDS	RPI 51-100	RPI 101-150	RPI 150+				
1- 19	0- 2	0- 1	OVERALL	0- 3	0- 2	1- 11				
1- 7	0- 0	0- 0	HOME	0- 1	0- 1	1- 5				
0- 11	0- 2	0- 0	AWAY	0- 2	0- 1	0- 6				
0- 1	0- 0	0- 1	NEUTRAL	0- 0	0- 0	0- 0				
0- 8	0- 2	0- 1	NON-CONFERENCE	0- 1	0- 1	0- 3				
0- 2	0- 0	0- 0	HOME	0- 0	0- 1	0- 1				
0- 5	0- 2	0- 0	AWAY	0- 1	0- 0	0- 2				
0- 1	0- 0	0- 1	NEUTRAL	0- 0	0- 0	0- 0				
1- 11	0- 0	0- 0	CONFERENCE	0- 2	0- 1	1- 8				
1- 5	0- 0	0- 0	HOME	0- 1	0- 0	1- 4				
0- 6	0- 0	0- 0	AWAY	0- 1	0- 1	0- 4				
0- 0	0- 0	0- 0	NEUTRAL	0- 0	0- 0	0- 0				

RPI 1-25				RPI 26-50				RPI 51-100				RPI 101+ Team's RPI: 306			
RPI	S	Opponent	Score	RPI	S	Opponent	Score	RPI	S	Opponent	Score	RPI	S	Opponent	Score
10	A	Stanford	27 92	43	N	Bradley	46 66	91	A	Montana St.	47 79	122	A	Idaho	60 69
11	A	Gonzaga	44 84					91	H	Montana St.	85 89	127	H	Boise St.	61 63
								92	A	Utah	49 87	153	A	San Jose St.	66 84
												167	A	Southern Utah	50 71
												175	A	Montana	54 92
												175	H	Montana	56 77
												185	H	Northern Ariz.	62 70
												186	H	Pepperdine	52 53
												199	H	Idaho St.	47 67
												207	A	Portland St.	58 75
												213	A	Northern Colo.	42 63
												222	A	UMKC	55 66
												308	H	Sacramento St.	67 74
												319	H	Weber St.	63 53
LAST 10 Division I															
				91	A	Montana St.	47 79	167	A	Southern Utah	50 71				
				175	H	Montana	56 77	91	H	Montana St.	85 89				
				185	H	Northern Ariz.	62 70	122	A	Idaho	60 69				
				308	H	Sacramento St.	67 74	175	A	Montana	54 92				
				213	A	Northern Colo.	42 63	207	A	Portland St.	58 75				

Non-Div I Games: Northwest Chrst. 81 62

Eastern Wash.

Average RPI Win:	249	WON-LOST	WINNING	LAST 10	STRENGTH OF	OPP. STRENGTH	TEAM	ADJ.	CONF.	ADJ CONF.
Average RPI Loss:	91	RECORD	PCT. RANK	GAMES	SCHEDULE	OF SCHEDULE	RPI	RPI	RPI	RPI
DIV. I ONLY	10- 11	193	5-5	89	192	137	137	14	14	
DIV. I NON-CONF.	4- 6	212	0	33	246	111	111	13	13	
TOTALS	RPI 1-25	RPI 26-50	W-L RECORDS	RPI 51-100	RPI 101-150	RPI 150+				
10- 11	0- 1	0- 1	OVERALL	0- 5	0- 3	10- 1				
4- 4	0- 0	0- 0	HOME	0- 1	0- 2	4- 1				
6- 5	0- 1	0- 1	AWAY	0- 2	0- 1	6- 0				
0- 2	0- 0	0- 0	NEUTRAL	0- 2	0- 0	0- 0				
4- 6	0- 1	0- 0	NON-CONFERENCE	0- 4	0- 1	4- 0				
2- 1	0- 0	0- 0	HOME	0- 0	0- 1	2- 0				
2- 3	0- 1	0- 0	AWAY	0- 2	0- 0	2- 0				
0- 2	0- 0	0- 0	NEUTRAL	0- 2	0- 0	0- 0				
6- 5	0- 0	0- 1	CONFERENCE	0- 1	0- 2	6- 1				
2- 3	0- 0	0- 0	HOME	0- 1	0- 1	2- 1				
4- 2	0- 0	0- 1	AWAY	0- 0	0- 1	4- 0				
0- 0	0- 0	0- 0	NEUTRAL	0- 0	0- 0	0- 0				

RPI S	Opponent	Score	RPI S	Opponent	Score	RPI S	Opponent	Score	RPI S	Opponent	Score	Team's RPI: 137
13	A NC State	49 62	44	A James Madison	48 61	54	N IUPUI	53 59	117	H Wake Forest	57 69	
						55	H Drexel	53 55	125	H William & Mary	77 84	
						79	A North Carolina	46 76	146	A Northeastern	65 68	
						81	A Marist	55 63	177	A UNLV	50 44	
						99	N Coastal Caro.	65 76	182	A Towson	74 61	
									188	H Delaware	56 65	
									195	A Furman	87 76	
									249	H Appalachian St.	67 66	
									255	A Col. of Charleston	85 57	
									255	H Col. of Charleston	90 48	
									263	A UNCW	60 57	
									263	H UNCW	77 53	
									316	A Hofstra	69 56	
									336	H Western Caro.	68 24	
LAST 10 Division I												
255	A Col. of Charleston	85 57	316	A Hofstra	69 56							
263	A UNCW	60 57	146	A Northeastern	65 68							
125	H William & Mary	77 84	263	H UNCW	77 53							
188	H Delaware	56 65	255	H Col. of Charleston	90 48							
55	H Drexel	53 55	44	A James Madison	48 61							

Non-Div I Games: Newberry 73 53

Elon

Evansville

Through Games Of Feb. 10, 2020

Average RPI Win:	298	WON-LOST	WINNING	LAST 10	STRENGTH OF	OPP. STRENGTH	TEAM	ADJ.	CONF.	ADJ CONF.
Average RPI Loss:	158	RECORD	PCT. RANK	GAMES	SCHEDULE	OF SCHEDULE	RPI	RPI	RPI	RPI
DIV. I ONLY	2- 19	341	0-10	188	197	327	327	7	7	
DIV. I NON-CONF.	2- 8	295	0	338	341	346	346	7	7	
TOTALS	RPI 1-25	RPI 26-50	W-L RECORDS	RPI 51-100	RPI 101-150	RPI 150+				
2- 19	0- 1	0- 3	OVERALL	0- 2	0- 3	2- 10				
2- 6	0- 1	0- 0	HOME	0- 1	0- 1	2- 3				
0- 13	0- 0	0- 3	AWAY	0- 1	0- 2	0- 7				
0- 0	0- 0	0- 0	NEUTRAL	0- 0	0- 0	0- 0				
2- 8	0- 0	0- 0	NON-CONFERENCE	0- 0	0- 1	2- 7				
2- 2	0- 0	0- 0	HOME	0- 0	0- 0	2- 2				
0- 6	0- 0	0- 0	AWAY	0- 0	0- 1	0- 5				
0- 0	0- 0	0- 0	NEUTRAL	0- 0	0- 0	0- 0				
0- 11	0- 1	0- 3	CONFERENCE	0- 2	0- 2	0- 3				
0- 4	0- 1	0- 0	HOME	0- 1	0- 1	0- 1				
0- 7	0- 0	0- 3	AWAY	0- 1	0- 1	0- 2				
0- 0	0- 0	0- 0	NEUTRAL	0- 0	0- 0	0- 0				

RPI 1-25			RPI 26-50			RPI 51-100			RPI 101+ Team's RPI: 327		
RPI	S	Opponent	Score	RPI	S	Opponent	Score	RPI	S	Opponent	Score
4	H	Missouri St.	55 81	29	A	Drake	44 108	78	A	Illinois St.	58 81
				43	A	Bradley	51 82	85	H	Southern Ill.	57 70
				46	A	UNI	60 76				
								128	A	Southeast Mo. St.	60 83
								136	A	Loyola Chicago	47 77
								136	H	Loyola Chicago	61 71
								165	A	Miami (OH)	64 72
								172	A	Illinois	44 59
								184	A	Valparaiso	54 72
								184	H	Valparaiso	66 88
								192	A	Austin Peay	64 80
								224	H	Eastern Ill.	44 90
								240	H	Murray St.	59 61
								245	H	Marshall	66 62
								283	A	Indiana St.	58 68
								331	A	Purdue Fort Wayne	64 67
								338	A	SIUE	74 85
								350	H	Chicago St.	76 42
LAST 10 Division I											
136	A	Loyola Chicago	47 77	29	A	Drake	44 108				
184	A	Valparaiso	54 72	46	A	UNI	60 76				
283	A	Indiana St.	58 68	184	H	Valparaiso	66 88				
4	H	Missouri St.	55 81	136	H	Loyola Chicago	61 71				
85	H	Southern Ill.	57 70	78	A	Illinois St.	58 81				

Non-Div I Games: Brescia 77 61

Evansville

Loss, Non-Conf, S Site, H Home A Away N Neutral

Average RPI Win: 164	WON-LOST	WINNING	LAST 10	STRENGTH OF	OPP. STRENGTH	TEAM	ADJ.	CONF.	ADJ CONF.
Average RPI Loss: 22	RECORD	PCT. RANK	GAMES	SCHEDULE	OF SCHEDULE	RPI	RPI	RPI	RPI
DIV. I ONLY	21- 2	8	10-0	128	92	25	25	16	16
DIV. I NON-CONF.	10- 2	29	0	80	22	23	23	15	15
TOTALS	RPI 1-25	RPI 26-50	W-L RECORDS	RPI 51-100	RPI 101-150	RPI 150+			
21- 2	0- 2	1- 0	OVERALL	6- 0	3- 0	11- 0			
9- 1	0- 1	1- 0	HOME	2- 0	1- 0	5- 0			
8- 1	0- 1	0- 0	AWAY	2- 0	1- 0	5- 0			
4- 0	0- 0	0- 0	NEUTRAL	2- 0	1- 0	1- 0			
10- 2	0- 2	1- 0	NON-CONFERENCE	4- 0	1- 0	4- 0			
3- 1	0- 1	1- 0	HOME	1- 0	0- 0	1- 0			
3- 1	0- 1	0- 0	AWAY	1- 0	0- 0	2- 0			
4- 0	0- 0	0- 0	NEUTRAL	2- 0	1- 0	1- 0			
11- 0	0- 0	0- 0	CONFERENCE	2- 0	2- 0	7- 0			
6- 0	0- 0	0- 0	HOME	1- 0	1- 0	4- 0			
5- 0	0- 0	0- 0	AWAY	1- 0	1- 0	3- 0			
0- 0	0- 0	0- 0	NEUTRAL	0- 0	0- 0	0- 0			

RPI	S	Opponent	Score
20	A	Princeton	53 67
24	H	LSU	63 74

RPI	S	Opponent	Score
37	H	Duke	78 56

RPI	S	Opponent	Score
53	H	UCF	72 50
63	N	South Dakota St.	71 70
67	N	South Fla.	81 77
72	A	Temple	93 67
98	A	Liberty	74 65
98	H	Liberty	64 57

RPI	S	Opponent	Score
104	N	Notre Dame	69 60
111	A	North Florida	72 50
111	H	North Florida	76 65
154	A	North Ala.	74 63
156	A	Houston	57 45
196	A	Jacksonville	81 68
208	A	Stetson	89 47
208	H	Stetson	67 54
229	H	Kennesaw St.	80 63
250	N	Saint Francis (PA)	97 64
274	H	Lipscomb	82 56
286	A	FIU	100 54
329	H	NJIT	82 39
344	H	Central Conn. St.	94 60

LAST 10 Division I

208	H	Stetson	67 54	229	H	Kennesaw St.	80 63
111	H	North Florida	76 65	154	A	North Ala.	74 63
196	A	Jacksonville	81 68	111	A	North Florida	72 50
98	A	Liberty	74 65	208	A	Stetson	89 47
329	H	NJIT	82 39	98	H	Liberty	64 57

Non-Div I Games: Webber Int'l 99 48 Fla. Memorial 91 47 Johnson & Wales (FL89 56

FGCU

Loss, Non-Conf, S Site, H Home A Away N Neutral

Average RPI Win:	298	WON-LOST	WINNING	LAST 10	STRENGTH OF	OPP. STRENGTH	TEAM	ADJ.	CONF.	ADJ CONF.
Average RPI Loss:	143	RECORD	PCT. RANK	GAMES	SCHEDULE	OF SCHEDULE	RPI	RPI	RPI	RPI
DIV. I ONLY	5- 17	310	2-8	142	225	286	286	13	13	
DIV. I NON-CONF.	3- 8	268	0	242	336	313	313	14	14	
TOTALS	RPI 1-25	RPI 26-50	W-L RECORDS	RPI 51-100	RPI 101-150	RPI 150+				
5- 17	0- 1	0- 2	OVERALL	0- 3	0- 3	5- 8				
2- 11	0- 1	0- 1	HOME	0- 2	0- 2	2- 5				
3- 6	0- 0	0- 1	AWAY	0- 1	0- 1	3- 3				
0- 0	0- 0	0- 0	NEUTRAL	0- 0	0- 0	0- 0				
3- 8	0- 1	0- 0	NON-CONFERENCE	0- 0	0- 2	3- 5				
1- 7	0- 1	0- 0	HOME	0- 0	0- 2	1- 4				
2- 1	0- 0	0- 0	AWAY	0- 0	0- 0	2- 1				
0- 0	0- 0	0- 0	NEUTRAL	0- 0	0- 0	0- 0				
2- 9	0- 0	0- 2	CONFERENCE	0- 3	0- 1	2- 3				
1- 4	0- 0	0- 1	HOME	0- 2	0- 0	1- 1				
1- 5	0- 0	0- 1	AWAY	0- 1	0- 1	1- 2				
0- 0	0- 0	0- 0	NEUTRAL	0- 0	0- 0	0- 0				

RPI 1-25				RPI 26-50				RPI 51-100				RPI 101+ Team's RPI: 286			
RPI	S	Opponent	Score	RPI	S	Opponent	Score	RPI	S	Opponent	Score	RPI	S	Opponent	Score
25	H	FGCU	54 100	30	A	Western Ky.	51 71	60	A	Middle Tenn.	56 72	111	H	North Florida	49 64
				33	H	Old Dominion	39 66	77	H	Charlotte	50 64	112	A	UAB	58 71
								87	H	Rice	47 68	113	H	Bethune-Cookman	60 65
												181	H	Fla. Atlantic	61 64
												192	H	Austin Peay	56 58
												196	A	Jacksonville	52 77
												202	H	Northern Ky.	45 67
												211	H	Brown	57 72
												218	A	UTEP	34 64
												245	A	Marshall	68 65
												262	H	North Texas	58 56
												281	H	Oakland	49 58
												299	A	UTSA	45 60
												315	A	Georgia St.	70 63
												320	A	N.C. Central	59 58
												346	H	Grambling	56 55
LAST 10 Division I															
181	H	Fla. Atlantic	61 64	60	A	Middle Tenn.	56 72								
30	A	Western Ky.	51 71	112	A	UAB	58 71								
245	A	Marshall	68 65	87	H	Rice	47 68								
77	H	Charlotte	50 64	262	H	North Texas	58 56								
33	H	Old Dominion	39 66	299	A	UTSA	45 60								

Non-Div I Games:

FIU

■ Loss,
■ Non-Conf, S Site,
■ Home
■ Away
N Neutral

Fairfield

Through Games Of Feb. 10, 2020

Average RPI Win:	271	WON-LOST	WINNING	LAST 10	STRENGTH OF	OPP. STRENGTH	TEAM	ADJ.	CONF.	ADJ CONF.
Average RPI Loss:	157	RECORD	PCT. RANK	GAMES	SCHEDULE	OF SCHEDULE	RPI	RPI	RPI	RPI
DIV. I ONLY	11- 9	140	7-3	333	204	226	226	24	24	
DIV. I NON-CONF.	3- 6	235	0	325	88	308	308	25	25	
TOTALS	RPI 1-25	RPI 26-50	W-L RECORDS	RPI 51-100	RPI 101-150	RPI 150+				
11- 9	0- 0	0- 0	OVERALL	1- 4	0- 0	10- 5				
7- 2	0- 0	0- 0	HOME	1- 0	0- 0	6- 2				
4- 7	0- 0	0- 0	AWAY	0- 4	0- 0	4- 3				
0- 0	0- 0	0- 0	NEUTRAL	0- 0	0- 0	0- 0				
3- 6	0- 0	0- 0	NON-CONFERENCE	0- 3	0- 0	3- 3				
2- 2	0- 0	0- 0	HOME	0- 0	0- 0	2- 2				
1- 4	0- 0	0- 0	AWAY	0- 3	0- 0	1- 1				
0- 0	0- 0	0- 0	NEUTRAL	0- 0	0- 0	0- 0				
8- 3	0- 0	0- 0	CONFERENCE	1- 1	0- 0	7- 2				
5- 0	0- 0	0- 0	HOME	1- 0	0- 0	4- 0				
3- 3	0- 0	0- 0	AWAY	0- 1	0- 0	3- 2				
0- 0	0- 0	0- 0	NEUTRAL	0- 0	0- 0	0- 0				

RPI 1-25				RPI 26-50				RPI 51-100				RPI 101+				Team's RPI: 226	
RPI	S	Opponent	Score	RPI	S	Opponent	Score	RPI	S	Opponent	Score	RPI	S	Opponent	Score		
								61	A	St. John's (NY)	69	71	180	A	Quinnipiac	62	76
								65	A	Seton Hall	44	74	189	A	Rhode Island	41	74
								72	A	Temple	59	77	198	H	Dartmouth	51	52
								81	H	Marist	52	48	211	H	Brown	44	58
								100	A	Rider	52	60	228	A	Iona	52	40
													232	H	Manhattan	87	47
													269	A	Niagara	77	65
													275	A	Siena	65	35
													284	H	Monmouth	49	38
													296	H	Navy	66	52
													316	H	Hofstra	73	64
													326	H	Saint Peter's	67	48
													335	A	LIU Brooklyn	53	51
													339	A	Canisius	63	70
													339	H	Canisius	72	70
LAST 10 Division I																	
339	A	Canisius	63	70	232	H	Manhattan	87	47								
269	A	Niagara	77	65	228	A	Iona	52	40								
81	H	Marist	52	48	339	H	Canisius	72	70								
100	A	Rider	52	60	326	H	Saint Peter's	67	48								
180	A	Quinnipiac	62	76	284	H	Monmouth	49	38								

Non-Div I Games:

Fairfield

Loss,
Non-Conf,
S Site,
H Home
A Away
N Neutral

Average RPI Win:	302	WON-LOST	WINNING	LAST 10	STRENGTH OF	OPP. STRENGTH	TEAM	ADJ.	CONF.	ADJ CONF.
Average RPI Loss:	246	RECORD	PCT. RANK	GAMES	SCHEDULE	OF SCHEDULE	RPI	RPI	RPI	RPI
DIV. I ONLY	8- 14	255	4-6	348	340	325	325	30	30	
DIV. I NON-CONF.	3- 8	268	0	340	335	332	332	30	30	
TOTALS	RPI 1-25	RPI 26-50	W-L RECORDS	RPI 51-100	RPI 101-150	RPI 150+				
8- 14	0- 0	0- 0	OVERALL	0- 0	0- 0	8- 14				
4- 7	0- 0	0- 0	HOME	0- 0	0- 0	4- 7				
4- 7	0- 0	0- 0	AWAY	0- 0	0- 0	4- 7				
0- 0	0- 0	0- 0	NEUTRAL	0- 0	0- 0	0- 0				
3- 8	0- 0	0- 0	NON-CONFERENCE	0- 0	0- 0	3- 8				
1- 4	0- 0	0- 0	HOME	0- 0	0- 0	1- 4				
2- 4	0- 0	0- 0	AWAY	0- 0	0- 0	2- 4				
0- 0	0- 0	0- 0	NEUTRAL	0- 0	0- 0	0- 0				
5- 6	0- 0	0- 0	CONFERENCE	0- 0	0- 0	5- 6				
3- 3	0- 0	0- 0	HOME	0- 0	0- 0	3- 3				
2- 3	0- 0	0- 0	AWAY	0- 0	0- 0	2- 3				
0- 0	0- 0	0- 0	NEUTRAL	0- 0	0- 0	0- 0				

RPI 1-25				RPI 26-50				RPI 51-100				RPI 101+				Team's RPI: 325	
RPI	S	Opponent	Score	RPI	S	Opponent	Score	RPI	S	Opponent	Score	RPI	S	Opponent	Score		
												160	A	Lafayette	29	61	
												193	H	Binghamton	48	60	
												200	A	Merrimack	51	62	
												200	H	Merrimack	66	84	
												201	H	Mt. St. Mary's	61	69	
												217	A	UMass Lowell	56	61	
												232	H	Manhattan	61	62	
												250	H	Saint Francis (PA)	56	47	
												254	H	Loyola Maryland	46	75	
												256	A	Howard	56	64	
												275	H	Siena	67	58	
												276	A	Wagner	62	61	
												278	A	Pittsburgh	60	69	
												300	H	Army West Point	68	70	
												301	A	Sacred Heart	53	68	
												301	H	Sacred Heart	65	60	
												313	A	St. Francis Brooklyn	62	57	
												314	H	Bryant	45	57	
												326	A	Saint Peter's	77	71	
												329	A	NJIT	68	59	
												335	A	LIU Brooklyn	63	68	
												344	H	Central Conn. St.	66	47	
LAST 10 Division I																	
				200	H	Merrimack	66	84				344	H	Central Conn. St.	66	47	
				276	A	Wagner	62	61				301	H	Sacred Heart	65	60	
				201	H	Mt. St. Mary's	61	69				335	A	LIU Brooklyn	63	68	
				200	A	Merrimack	51	62				250	H	Saint Francis (PA)	56	47	
				301	A	Sacred Heart	53	68				314	H	Bryant	45	57	

Non-Div I Games:

Fairleigh Dickinson

■ Loss,
 ■ Non-Conf,
 ■ S Site,
 ■ H Home
 ■ A Away
 N Neutral

Average RPI Win:	233	WON-LOST	WINNING	LAST 10	STRENGTH OF	OPP. STRENGTH	TEAM	ADJ.	CONF.	ADJ CONF.
Average RPI Loss:	111	RECORD	PCT. RANK	GAMES	SCHEDULE	OF SCHEDULE	RPI	RPI	RPI	RPI
DIV. I ONLY	10- 12	210	3-7	135	139	181	181	13	13	
DIV. I NON-CONF.	6- 5	151	0	201	184	183	183	14	14	
TOTALS	RPI 1-25	RPI 26-50	W-L RECORDS	RPI 51-100	RPI 101-150	RPI 150+				
10- 12	0- 1	0- 2	OVERALL	1- 2	0- 4	9- 3				
6- 5	0- 0	0- 1	HOME	1- 1	0- 2	5- 1				
4- 7	0- 1	0- 1	AWAY	0- 1	0- 2	4- 2				
0- 0	0- 0	0- 0	NEUTRAL	0- 0	0- 0	0- 0				
6- 5	0- 1	0- 0	NON-CONFERENCE	0- 0	0- 3	6- 1				
4- 3	0- 0	0- 0	HOME	0- 0	0- 2	4- 1				
2- 2	0- 1	0- 0	AWAY	0- 0	0- 1	2- 0				
0- 0	0- 0	0- 0	NEUTRAL	0- 0	0- 0	0- 0				
4- 7	0- 0	0- 2	CONFERENCE	1- 2	0- 1	3- 2				
2- 2	0- 0	0- 1	HOME	1- 1	0- 0	1- 0				
2- 5	0- 0	0- 1	AWAY	0- 1	0- 1	2- 2				
0- 0	0- 0	0- 0	NEUTRAL	0- 0	0- 0	0- 0				

RPI	S	Opponent	Score	RPI	S	Opponent	Score	RPI	S	Opponent	Score	RPI	S	Opponent	Score	Team's RPI: 181
7	A	Iowa	53 85	30	A	Western Ky.	59 68	60	A	Middle Tenn.	66 81	101	H	Harvard	51 65	
				33	H	Old Dominion	63 75	77	H	Charlotte	65 44	112	A	UAB	73 92	
								87	H	Rice	69 78	116	H	Kansas	60 90	
												131	A	Richmond	55 57	
												170	A	Hampton	64 63	
												176	A	Western Mich.	80 79	
												183	H	Little Rock	79 72	
												195	H	Furman	63 69	
												218	A	UTEP	65 96	
												245	A	Marshall	75 85	
												254	H	Loyola Maryland	72 61	
												262	H	North Texas	84 78	
												275	H	Siena	83 39	
												286	A	FIU	64 61	
												299	A	UTSA	80 53	
												344	H	Central Conn. St.	72 54	
LAST 10 Division I																
286	A	FIU	64 61	112	A	UAB	73 92									
245	A	Marshall	75 85	60	A	Middle Tenn.	66 81									
30	A	Western Ky.	59 68	262	H	North Texas	84 78									
33	H	Old Dominion	63 75	87	H	Rice	69 78									
77	H	Charlotte	65 44	218	A	UTEP	65 96									

Non-Div I Games:

Fla. Atlantic

Average RPI Win:	223	WON-LOST	WINNING	LAST 10	STRENGTH OF	OPP. STRENGTH	TEAM	ADJ.	CONF.	ADJ CONF.
Average RPI Loss:	47	RECORD	PCT. RANK	GAMES	SCHEDULE	OF SCHEDULE	RPI	RPI	RPI	RPI
DIV. I ONLY	12- 11	164	3-7	103	68	133	133	4	4	
DIV. I NON-CONF.	9- 4	84	0	316	170	202	202	5	5	
TOTALS	RPI 1-25	RPI 26-50	W-L RECORDS	RPI 51-100	RPI 101-150	RPI 150+				
12- 11	0- 5	1- 3	OVERALL	0- 1	3- 2	8- 0				
7- 6	0- 3	0- 2	HOME	0- 1	2- 0	5- 0				
4- 4	0- 2	1- 1	AWAY	0- 0	1- 1	2- 0				
1- 1	0- 0	0- 0	NEUTRAL	0- 0	0- 1	1- 0				
9- 4	0- 2	0- 0	NON-CONFERENCE	0- 0	1- 2	8- 0				
6- 2	0- 2	0- 0	HOME	0- 0	1- 0	5- 0				
2- 1	0- 0	0- 0	AWAY	0- 0	0- 1	2- 0				
1- 1	0- 0	0- 0	NEUTRAL	0- 0	0- 1	1- 0				
3- 7	0- 3	1- 3	CONFERENCE	0- 1	2- 0	0- 0				
1- 4	0- 1	0- 2	HOME	0- 1	1- 0	0- 0				
2- 3	0- 2	1- 1	AWAY	0- 0	1- 0	0- 0				
0- 0	0- 0	0- 0	NEUTRAL	0- 0	0- 0	0- 0				

RPI	S	Opponent	Score	RPI	S	Opponent	Score	RPI	S	Opponent	Score	RPI	S	Opponent	Score	Team's RPI: 133
9	A	Mississippi St.	47 93	26	A	Kentucky	70 62	84	H	Georgia	43 49	106	H	Vanderbilt	68 60	
15	H	Indiana	49 73	26	H	Kentucky	45 65					116	A	Kansas	66 76	
17	A	Texas A&M	42 69	38	A	Arkansas	57 79					117	N	Wake Forest	68 73	
23	H	Florida St.	55 66	48	H	Tennessee	50 78					120	H	Davidson	55 50	
24	H	LSU	68 77									126	A	Auburn	83 63	
												174	H	Samford	84 48	
												261	H	Longwood	71 54	
												264	N	Xavier	67 64	
												287	A	Prairie View	51 44	
												304	H	Presbyterian	60 46	
												317	H	Mercer	71 50	
												345	H	Florida A&M	84 40	
												346	A	Grambling	72 65	
LAST 10 Division I																
84	H	Georgia	43 49	48	H	Tennessee	50 78									
26	A	Kentucky	70 62	26	H	Kentucky	45 65									
24	H	LSU	68 77	126	A	Auburn	83 63									
38	A	Arkansas	57 79	106	H	Vanderbilt	68 60									
17	A	Texas A&M	42 69	9	A	Mississippi St.	47 93									

Non-Div I Games:

Florida

■ Loss,
 ■ Non-Conf,
 ■ S Site,
 ■ H Home
 ■ A Away
 N Neutral

Average RPI Win:	346	WON-LOST	WINNING	LAST 10	STRENGTH OF	OPP. STRENGTH	TEAM	ADJ.	CONF.	ADJ CONF.
Average RPI Loss:	226	RECORD	PCT. RANK	GAMES	SCHEDULE	OF SCHEDULE	RPI	RPI	RPI	RPI
DIV. I ONLY	2- 18	340	2-8	302	351	345	345	29	29	
DIV. I NON-CONF.	0- 9	338	0	291	350	349	349	29	29	
TOTALS	RPI 1-25	RPI 26-50	W-L RECORDS	RPI 51-100	RPI 101-150	RPI 150+				
2- 18	0- 1	0- 0	OVERALL	0- 0	0- 4	2- 13				
1- 7	0- 0	0- 0	HOME	0- 0	0- 2	1- 5				
1- 11	0- 1	0- 0	AWAY	0- 0	0- 2	1- 8				
0- 0	0- 0	0- 0	NEUTRAL	0- 0	0- 0	0- 0				
0- 9	0- 1	0- 0	NON-CONFERENCE	0- 0	0- 1	0- 7				
0- 2	0- 0	0- 0	HOME	0- 0	0- 0	0- 2				
0- 7	0- 1	0- 0	AWAY	0- 0	0- 1	0- 5				
0- 0	0- 0	0- 0	NEUTRAL	0- 0	0- 0	0- 0				
2- 9	0- 0	0- 0	CONFERENCE	0- 0	0- 3	2- 6				
1- 5	0- 0	0- 0	HOME	0- 0	0- 2	1- 3				
1- 4	0- 0	0- 0	AWAY	0- 0	0- 1	1- 3				
0- 0	0- 0	0- 0	NEUTRAL	0- 0	0- 0	0- 0				

RPI 1-25				RPI 26-50				RPI 51-100				RPI 101+ Team's RPI: 345			
RPI	S	Opponent	Score	RPI	S	Opponent	Score	RPI	S	Opponent	Score	RPI	S	Opponent	Score
24	A	LSU	45 73									113	H	Bethune-Cookman	57 78
												133	A	Florida	40 84
												138	A	N.C. A&T	44 71
												138	H	N.C. A&T	49 66
												159	A	Texas Tech	60 98
												171	A	Norfolk St.	51 59
												196	H	Jacksonville	54 88
												252	H	Morgan St.	47 59
												256	A	Howard	58 72
												256	H	Howard	56 82
												272	H	Alabama A&M	53 77
												298	A	Jacksonville St.	67 72
												320	A	N.C. Central	57 66
												320	H	N.C. Central	70 71
												328	A	Alcorn	42 58
												337	A	USC Upstate	61 74
												343	H	Coppin St.	58 48
												348	A	South Carolina St.	44 39
												351	A	Mississippi Val.	70 71
LAST 10 Division I															
138	H	N.C. A&T	49 66	320	H	N.C. Central	70 71								
256	H	Howard	56 82	348	A	South Carolina St.	44 39								
113	H	Bethune-Cookman	57 78	343	H	Coppin St.	58 48								
171	A	Norfolk St.	51 59	252	H	Morgan St.	47 59								
256	A	Howard	58 72	138	A	N.C. A&T	44 71								

Non-Div I Games: Johnson (FL) 102 40 Trinity Baptist 103 54

Florida A&M

Average RPI Win:	122	WON-LOST	WINNING	LAST 10	STRENGTH OF	OPP. STRENGTH	TEAM	ADJ.	CONF.	ADJ CONF.
Average RPI Loss:	67	RECORD	PCT. RANK	GAMES	SCHEDULE	OF SCHEDULE	RPI	RPI	RPI	RPI
DIV. I ONLY	20- 4	22	7-3	72	18	23	23	5	5	
DIV. I NON-CONF.	11- 0	1	0	135	39	11	11	3	3	
TOTALS	RPI 1-25	RPI 26-50	W-L RECORDS	RPI 51-100	RPI 101-150	RPI 150+				
20- 4	3- 1	2- 0	OVERALL	6- 3	3- 0	6- 0				
10- 2	0- 0	1- 0	HOME	5- 2	1- 0	3- 0				
8- 2	2- 1	0- 0	AWAY	1- 1	2- 0	3- 0				
2- 0	1- 0	1- 0	NEUTRAL	0- 0	0- 0	0- 0				
11- 0	2- 0	1- 0	NON-CONFERENCE	2- 0	2- 0	4- 0				
6- 0	0- 0	0- 0	HOME	2- 0	1- 0	3- 0				
3- 0	1- 0	0- 0	AWAY	0- 0	1- 0	1- 0				
2- 0	1- 0	1- 0	NEUTRAL	0- 0	0- 0	0- 0				
9- 4	1- 1	1- 0	CONFERENCE	4- 3	1- 0	2- 0				
4- 2	0- 0	1- 0	HOME	3- 2	0- 0	0- 0				
5- 2	1- 1	0- 0	AWAY	1- 1	1- 0	2- 0				
0- 0	0- 0	0- 0	NEUTRAL	0- 0	0- 0	0- 0				

RPI	S	Opponent	Score
12	A	Louisville	67 59
13	A	NC State	51 68
17	N	Texas A&M	80 58
24	A	LSU	70 62

RPI	S	Opponent	Score
32	N	Michigan	79 69
34	H	Virginia Tech	86 62

RPI	S	Opponent	Score
51	H	Virginia	63 55
61	H	St. John's (NY)	74 70
73	A	Miami (FL)	73 62
73	H	Miami (FL)	79 61
76	H	Boston College	56 65
79	H	North Carolina	78 64
88	H	Georgia Tech	52 67
89	A	Syracuse	89 90
96	H	Michigan St.	78 68

RPI	S	Opponent	Score
111	H	North Florida	70 41
117	A	Wake Forest	70 65
133	A	Florida	66 55
174	H	Samford	88 59
196	H	Jacksonville	75 41
197	A	Clemson	81 64
278	A	Pittsburgh	66 41
341	H	Charleston So.	88 36
342	A	UIC	86 42

LAST 10 Division I

51	H	Virginia	63 55	117	A	Wake Forest	70 65
12	A	Louisville	67 59	13	A	NC State	51 68
278	A	Pittsburgh	66 41	79	H	North Carolina	78 64
76	H	Boston College	56 65	88	H	Georgia Tech	52 67
73	H	Miami (FL)	79 61	73	A	Miami (FL)	73 62

Non-Div I Games:

Florida St.

■ Loss,
 ■ Non-Conf,
 ■ S Site,
 ■ Home
 ■ A Away
 N Neutral

F
o
r
d
h
a
m

F
o
r
d
h
a
m

Fordham

Page 91

Average RPI Win:	219	WON-LOST	WINNING	LAST 10	STRENGTH OF	OPP. STRENGTH	TEAM	ADJ.	CONF.	ADJ CONF.
Average RPI Loss:	115	RECORD	PCT. RANK	GAMES	SCHEDULE	OF SCHEDULE	RPI	RPI	RPI	RPI
DIV. I ONLY	18- 4	26	10-0	198	180	59	59	17	17	
DIV. I NON-CONF.	5- 4	140	0	200	158	145	145	23	23	
TOTALS	RPI 1-25	RPI 26-50	W-L RECORDS	RPI 51-100	RPI 101-150	RPI 150+				
18- 4	0- 0	0- 1	OVERALL	0- 1	1- 1	17- 1				
9- 1	0- 0	0- 0	HOME	0- 1	0- 0	9- 0				
8- 2	0- 0	0- 0	AWAY	0- 0	1- 1	7- 1				
1- 1	0- 0	0- 1	NEUTRAL	0- 0	0- 0	1- 0				
5- 4	0- 0	0- 1	NON-CONFERENCE	0- 1	0- 1	5- 1				
2- 1	0- 0	0- 0	HOME	0- 1	0- 0	2- 0				
2- 2	0- 0	0- 0	AWAY	0- 0	0- 1	2- 1				
1- 1	0- 0	0- 1	NEUTRAL	0- 0	0- 0	1- 0				
13- 0	0- 0	0- 0	CONFERENCE	0- 0	1- 0	12- 0				
7- 0	0- 0	0- 0	HOME	0- 0	0- 0	7- 0				
6- 0	0- 0	0- 0	AWAY	0- 0	1- 0	5- 0				
0- 0	0- 0	0- 0	NEUTRAL	0- 0	0- 0	0- 0				

RPI S	Opponent	Score	RPI S	Opponent	Score	RPI S	Opponent	Score	RPI S	Opponent	Score
41 N	Yale	67 87	69 H	BYU	65 71	127 A	Boise St.	85 80	145 A	Portland	64 75
						153 A	San Jose St.	85 76	161 H	UC Davis	73 65
						175 A	Montana	76 63	177 A	UNLV	72 66
						177 H	UNLV	72 58	185 H	Northern Ariz.	83 66
						194 A	New Mexico	84 78	194 H	New Mexico	84 81
						203 A	Santa Clara	66 90	204 H	Wyoming	89 59
						242 N	Georgetown	82 69	260 A	San Diego St.	65 60
						260 H	San Diego St.	79 54	268 A	Colorado St.	79 61
						268 H	Colorado St.	55 53	277 H	Utah St.	76 64
						311 H	Air Force	61 52	312 A	Cal Poly	79 52
LAST 10 Division I											
177 H	UNLV	72 58	268 H	Colorado St.	55 53						
268 A	Colorado St.	79 61	204 H	Wyoming	89 59						
194 A	New Mexico	84 78	260 A	San Diego St.	65 60						
311 H	Air Force	61 52	194 H	New Mexico	84 81						
127 A	Boise St.	85 80	153 A	San Jose St.	85 76						

Non-Div I Games: La Verne 111 56 UC Merced 92 26

Fresno St.

Loss, Non-Conf, S Site, H Home A Away N Neutral

Average RPI Win: 233	WON-LOST	WINNING	LAST 10	STRENGTH OF	OPP. STRENGTH	TEAM	ADJ.	CONF.	ADJ CONF.
Average RPI Loss: 172	RECORD	PCT. RANK	GAMES	SCHEDULE	OF SCHEDULE	RPI	RPI	RPI	RPI
DIV. I ONLY	12- 9	126	5-5	324	142	195	195	26	26
DIV. I NON-CONF.	7- 5	131	0-1	245	73	129	129	22	22
TOTALS	RPI 1-25	RPI 26-50	W-L RECORDS	RPI 51-100	RPI 101-150	RPI 150+			
12- 9	0- 0	0- 0	OVERALL	0- 2	1- 2	11- 5			
6- 2	0- 0	0- 0	HOME	0- 0	0- 1	6- 1			
5- 7	0- 0	0- 0	AWAY	0- 2	1- 1	4- 4			
1- 0	0- 0	0- 0	NEUTRAL	0- 0	0- 0	1- 0			
7- 5	0- 0	0- 0	NON-CONFERENCE	0- 2	1- 2	6- 1			
3- 1	0- 0	0- 0	HOME	0- 0	0- 1	3- 0			
3- 4	0- 0	0- 0	AWAY	0- 2	1- 1	2- 1			
1- 0	0- 0	0- 0	NEUTRAL	0- 0	0- 0	1- 0			
5- 4	0- 0	0- 0	CONFERENCE	0- 0	0- 0	5- 4			
3- 1	0- 0	0- 0	HOME	0- 0	0- 0	3- 1			
2- 3	0- 0	0- 0	AWAY	0- 0	0- 0	2- 3			
0- 0	0- 0	0- 0	NEUTRAL	0- 0	0- 0	0- 0			

RPI S	Opponent	Score	RPI S	Opponent	Score	RPI S	Opponent	Score	RPI S	Opponent	Score	Team's RPI: 195
						60	A Middle Tenn.	62 78	106	A Vanderbilt	46 74	
						84	A Georgia	48 77	131	A Richmond	70 69	
									137	H Elon	76 87	
									151	H UNC Greensboro	53 59	
									170	H Hampton	70 65	
									174	A Samford	72 59	
									174	H Samford	77 69	
									181	A Fla. Atlantic	69 63	
									197	A Clemson	71 77	
									212	N Saint Joseph's	63 48	
									223	A Gardner-Webb	72 67	
									233	A Chattanooga	52 60	
									266	A Wofford	62 66	
									270	A ETSU	81 62	
									297	H Ga. Southern	78 63	
									315	H Georgia St.	62 55	
									317	A Mercer	55 61	
									317	H Mercer	62 49	
									336	H Western Caro.	69 53	
LAST 10 Division I												
317	A Mercer	55 61	233	A Chattanooga	52 60							
174	A Samford	72 59	270	A ETSU	81 62							
266	A Wofford	62 66	174	H Samford	77 69							
336	H Western Caro.	69 53	317	H Mercer	62 49							
151	H UNC Greensboro	53 59	137	H Elon	76 87							

Non-Div I Games: North Greenville 88 51 Newberry 62 43 UNKNOWN 88 24

Furman

Loss, Non-Conf, S Site, H Home A Away N Neutral

Ga. Southern

Through Games Of Feb. 10, 2020

Average RPI Win:	272	WON-LOST	WINNING	LAST 10	STRENGTH OF	OPP. STRENGTH	TEAM	ADJ.	CONF.	ADJ CONF.
Average RPI Loss:	190	RECORD	PCT. RANK	GAMES	SCHEDULE	OF SCHEDULE	RPI	RPI	RPI	RPI
DIV. I ONLY	7- 15	270	3-7	260	314	297	297	21	21	
DIV. I NON-CONF.	3- 8	268	0	258	331	282	282	19	19	
TOTALS	RPI 1-25	RPI 26-50	W-L RECORDS	RPI 51-100	RPI 101-150	RPI 150+				
7- 15	0- 0	0- 0	OVERALL	0- 2	0- 3	7- 10				
4- 5	0- 0	0- 0	HOME	0- 1	0- 0	4- 4				
2- 9	0- 0	0- 0	AWAY	0- 1	0- 2	2- 6				
1- 1	0- 0	0- 0	NEUTRAL	0- 0	0- 1	1- 0				
3- 8	0- 0	0- 0	NON-CONFERENCE	0- 0	0- 3	3- 5				
0- 2	0- 0	0- 0	HOME	0- 0	0- 0	0- 2				
2- 5	0- 0	0- 0	AWAY	0- 0	0- 2	2- 3				
1- 1	0- 0	0- 0	NEUTRAL	0- 0	0- 1	1- 0				
4- 7	0- 0	0- 0	CONFERENCE	0- 2	0- 0	4- 5				
4- 3	0- 0	0- 0	HOME	0- 1	0- 0	4- 2				
0- 4	0- 0	0- 0	AWAY	0- 1	0- 0	0- 3				
0- 0	0- 0	0- 0	NEUTRAL	0- 0	0- 0	0- 0				

RPI 1-25				RPI 26-50				RPI 51-100				RPI 101+ Team's RPI: 297					
RPI	S	Opponent	Score	RPI	S	Opponent	Score	RPI	S	Opponent	Score	RPI	S	Opponent	Score		
								58	H	Troy	69	79	110	N	Kent St.	48	62
								99	A	Coastal Caro.	59	66	113	A	Bethune-Cookman	57	75
													144	A	Tulane	40	56
													164	H	Louisiana	83	67
													183	A	Little Rock	46	58
													183	H	Little Rock	49	65
													195	A	Furman	63	78
													214	H	North Dakota	56	69
													229	H	Kennesaw St.	69	95
													235	H	South Alabama	65	71
													239	A	Arkansas St.	62	69
													239	H	Arkansas St.	80	67
													249	A	Appalachian St.	75	83
													257	A	Winthrop	91	47
													266	A	Wofford	70	57
													279	A	Ole Miss	66	69
													313	N	St. Francis Brooklyn	78	47
													315	H	Georgia St.	81	56
													317	A	Mercer	52	62
													347	H	La.-Monroe	64	47
LAST 10 Division I																	
				239	H	Arkansas St.	80	67		235	H	South Alabama	65	71			
				183	H	Little Rock	49	65		58	H	Troy	69	79			
				249	A	Appalachian St.	75	83		239	A	Arkansas St.	62	69			
				99	A	Coastal Caro.	59	66		183	A	Little Rock	46	58			
				315	H	Georgia St.	81	56		164	H	Louisiana	83	67			

Non-Div I Games:

Ga. Southern

■ Loss,
 ■ Non-Conf,
 ■ S Site,
 ■ H Home
 ■ A Away
 N Neutral

Gardner-Webb

Through Games Of Feb. 10, 2020

Average RPI Win:	269	WON-LOST	WINNING	LAST 10	STRENGTH OF	OPP. STRENGTH	TEAM	ADJ.	CONF.	ADJ CONF.
Average RPI Loss:	168	RECORD	PCT. RANK	GAMES	SCHEDULE	OF SCHEDULE	RPI	RPI	RPI	RPI
DIV. I ONLY	12- 10	144	6-4	295	299	223	223	25	25	
DIV. I NON-CONF.	5- 4	140	0	249	224	172	172	28	28	
TOTALS	RPI 1-25	RPI 26-50	W-L RECORDS	RPI 51-100	RPI 101-150	RPI 150+				
12- 10	0- 0	0- 1	OVERALL	0- 2	0- 1	12- 6				
8- 3	0- 0	0- 0	HOME	0- 0	0- 0	8- 3				
4- 7	0- 0	0- 1	AWAY	0- 2	0- 1	4- 3				
0- 0	0- 0	0- 0	NEUTRAL	0- 0	0- 0	0- 0				
5- 4	0- 0	0- 1	NON-CONFERENCE	0- 2	0- 0	5- 1				
3- 1	0- 0	0- 0	HOME	0- 0	0- 0	3- 1				
2- 3	0- 0	0- 1	AWAY	0- 2	0- 0	2- 0				
0- 0	0- 0	0- 0	NEUTRAL	0- 0	0- 0	0- 0				
7- 6	0- 0	0- 0	CONFERENCE	0- 0	0- 1	7- 5				
5- 2	0- 0	0- 0	HOME	0- 0	0- 0	5- 2				
2- 4	0- 0	0- 0	AWAY	0- 0	0- 1	2- 3				
0- 0	0- 0	0- 0	NEUTRAL	0- 0	0- 0	0- 0				

RPI 1-25				RPI 26-50				RPI 51-100				RPI 101+				Team's RPI: 223	
RPI	S	Opponent	Score	RPI	S	Opponent	Score	RPI	S	Opponent	Score	RPI	S	Opponent	Score		
				34	A	Virginia Tech	65 87	77	A	Charlotte	49 74	118	A	Campbell	44 48		
								84	A	Georgia	56 84	170	A	Hampton	58 63		
												170	H	Hampton	70 59		
												187	H	High Point	70 57		
												188	H	Delaware	67 65		
												195	H	Furman	67 72		
												216	A	Radford	51 65		
												216	H	Radford	73 84		
												244	A	UNC Asheville	65 59		
												249	A	Appalachian St.	67 56		
												257	H	Winthrop	71 59		
												261	A	Longwood	70 80		
												266	H	Wofford	67 53		
												304	H	Presbyterian	53 56		
												317	A	Mercer	65 62		
												336	H	Western Caro.	88 62		
												337	H	USC Upstate	63 53		
												341	A	Charleston So.	79 52		
												341	H	Charleston So.	67 45		
LAST 10 Division I																	
				170	H	Hampton	70 59					244	A	UNC Asheville	65 59		
				216	A	Radford	51 65					337	H	USC Upstate	63 53		
				341	H	Charleston So.	67 45					304	H	Presbyterian	53 56		
				187	H	High Point	70 57					118	A	Campbell	44 48		
				216	H	Radford	73 84					257	H	Winthrop	71 59		

Non-Div I Games:

Gardner-Webb

■ Loss,
 ■ Non-Conf,
 ■ S Site,
 ■ H Home
 ■ A Away
 N Neutral

George Mason

Through Games Of Feb. 10, 2020

Average RPI Win:	223	WON-LOST	WINNING	LAST 10	STRENGTH OF	OPP. STRENGTH	TEAM	ADJ.	CONF.	ADJ CONF.
Average RPI Loss:	136	RECORD	PCT. RANK	GAMES	SCHEDULE	OF SCHEDULE	RPI	RPI	RPI	RPI
DIV. I ONLY	8- 16	265	1-9	112	182	227	227	12	12	
DIV. I NON-CONF.	6- 7	182	0	141	282	179	179	12	12	
TOTALS	RPI 1-25	RPI 26-50	W-L RECORDS	RPI 51-100	RPI 101-150	RPI 150+				
8- 16	0- 0	0- 2	OVERALL	0- 5	2- 3	6- 6				
4- 8	0- 0	0- 1	HOME	0- 3	2- 2	2- 2				
4- 7	0- 0	0- 0	AWAY	0- 2	0- 1	4- 4				
0- 1	0- 0	0- 1	NEUTRAL	0- 0	0- 0	0- 0				
6- 7	0- 0	0- 2	NON-CONFERENCE	0- 2	0- 0	6- 3				
2- 4	0- 0	0- 1	HOME	0- 1	0- 0	2- 2				
4- 2	0- 0	0- 0	AWAY	0- 1	0- 0	4- 1				
0- 1	0- 0	0- 1	NEUTRAL	0- 0	0- 0	0- 0				
2- 9	0- 0	0- 0	CONFERENCE	0- 3	2- 3	0- 3				
2- 4	0- 0	0- 0	HOME	0- 2	2- 2	0- 0				
0- 5	0- 0	0- 0	AWAY	0- 1	0- 1	0- 3				
0- 0	0- 0	0- 0	NEUTRAL	0- 0	0- 0	0- 0				

RPI S	Opponent	Score	RPI S	Opponent	Score	RPI S	Opponent	Score	RPI S	Opponent	Score	Team's RPI: 227
34	H Virginia Tech	58 77	62	A Dayton	55 59	102	A Duquesne	63 84				
43	N Bradley	59 61	71	H Bucknell	51 64	115	H VCU	63 82				
			90	H Saint Louis	51 64	120	H Davidson	69 76				
			97	H Fordham	54 66	135	H George Washington	70 60				
			99	A Coastal Caro.	59 74	149	H Massachusetts	73 56				
						179	H American	73 55				
						188	A Delaware	44 63				
						189	A Rhode Island	42 47				
						205	A Penn St.	78 68				
						206	A La Salle	65 77				
						222	H UMKC	58 64				
						231	A SMU	59 58				
						255	A Col. of Charleston	72 61				
						256	H Howard	75 86				
						282	A St. Bonaventure	47 62				
						296	A Navy	67 58				
						330	H Detroit Mercy	75 62				
LAST 10 Division I												
90	H Saint Louis	51 64	102	A Duquesne	63 84							
149	H Massachusetts	73 56	97	H Fordham	54 66							
189	A Rhode Island	42 47	120	H Davidson	69 76							
206	A La Salle	65 77	282	A St. Bonaventure	47 62							
115	H VCU	63 82	62	A Dayton	55 59							

Non-Div I Games:

George Mason

■ Loss,
■ Non-Conf,
■ S Site,
■ H Home
■ A Away
N Neutral

Average RPI Win:	179	WON-LOST	WINNING	LAST 10	STRENGTH OF	OPP. STRENGTH	TEAM	ADJ.	CONF.	ADJ CONF.
Average RPI Loss:	110	RECORD	PCT. RANK	GAMES	SCHEDULE	OF SCHEDULE	RPI	RPI	RPI	RPI
DIV. I ONLY	10- 13	220	4-6	79	109	135	135	12	12	
DIV. I NON-CONF.	6- 7	182	0	73	98	119	119	12	12	
TOTALS	RPI 1-25	RPI 26-50	W-L RECORDS	RPI 51-100	RPI 101-150	RPI 150+				
10- 13	0- 2	0- 1	OVERALL	1- 4	3- 3	6- 3				
4- 6	0- 1	0- 1	HOME	0- 3	2- 1	2- 0				
6- 7	0- 1	0- 0	AWAY	1- 1	1- 2	4- 3				
0- 0	0- 0	0- 0	NEUTRAL	0- 0	0- 0	0- 0				
6- 7	0- 2	0- 1	NON-CONFERENCE	1- 1	0- 2	5- 1				
2- 4	0- 1	0- 1	HOME	0- 1	0- 1	2- 0				
4- 3	0- 1	0- 0	AWAY	1- 0	0- 1	3- 1				
0- 0	0- 0	0- 0	NEUTRAL	0- 0	0- 0	0- 0				
4- 6	0- 0	0- 0	CONFERENCE	0- 3	3- 1	1- 2				
2- 2	0- 0	0- 0	HOME	0- 2	2- 0	0- 0				
2- 4	0- 0	0- 0	AWAY	0- 1	1- 1	1- 2				
0- 0	0- 0	0- 0	NEUTRAL	0- 0	0- 0	0- 0				

RPI 1-25				RPI 26-50				RPI 51-100				RPI 101+ Team's RPI: 135			
RPI	S	Opponent	Score	RPI	S	Opponent	Score	RPI	S	Opponent	Score	RPI	S	Opponent	Score
3	A	Maryland	54 88	44	H	James Madison	50 69	57	H	Minnesota	50 83	102	H	Duquesne	65 60
20	H	Princeton	50 75					62	H	Dayton	50 66	115	A	VCU	56 55
								90	H	Saint Louis	45 59	120	A	Davidson	55 62
								95	A	Villanova	68 56	121	A	Lehigh	53 59
								97	A	Fordham	47 53	125	H	William & Mary	51 63
												149	H	Massachusetts	50 47
												168	A	Memphis	64 63
												179	A	American	53 66
												180	A	Quinnipiac	78 67
												188	A	Delaware	63 49
												212	A	Saint Joseph's	56 50
												227	A	George Mason	60 70
												242	H	Georgetown	52 49
												282	A	St. Bonaventure	55 59
												343	H	Coppin St.	54 35
LAST 10 Division I															
115	A	VCU	56 55	62	H	Dayton	50 66								
282	A	St. Bonaventure	55 59	120	A	Davidson	55 62								
90	H	Saint Louis	45 59	97	A	Fordham	47 53								
212	A	Saint Joseph's	56 50	102	H	Duquesne	65 60								
149	H	Massachusetts	50 47	227	A	George Mason	60 70								

Non-Div I Games:

George Washington

■ Loss,
 ■ Non-Conf,
 ■ S Site,
 ■ H Home
 ■ A Away
 N Neutral

Georgetown

Through Games Of Feb. 10, 2020

Average RPI Win:	256	WON-LOST	WINNING	LAST 10	STRENGTH OF	OPP. STRENGTH	TEAM	ADJ.	CONF.	ADJ CONF.
Average RPI Loss:	91	RECORD	PCT. RANK	GAMES	SCHEDULE	OF SCHEDULE	RPI	RPI	RPI	RPI
DIV. I ONLY	5- 19	317	1-9	113	79	242	242	6	6	
DIV. I NON-CONF.	3- 8	268	0	154	196	221	221	6	6	
TOTALS	RPI 1-25	RPI 26-50	W-L RECORDS	RPI 51-100	RPI 101-150	RPI 150+				
5- 19	0- 1	0- 3	OVERALL	0- 10	1- 3	4- 2				
1- 8	0- 0	0- 2	HOME	0- 4	1- 1	0- 1				
4- 10	0- 1	0- 1	AWAY	0- 5	0- 2	4- 1				
0- 1	0- 0	0- 0	NEUTRAL	0- 1	0- 0	0- 0				
3- 8	0- 0	0- 1	NON-CONFERENCE	0- 3	0- 3	3- 1				
0- 3	0- 0	0- 1	HOME	0- 1	0- 1	0- 0				
3- 4	0- 0	0- 0	AWAY	0- 1	0- 2	3- 1				
0- 1	0- 0	0- 0	NEUTRAL	0- 1	0- 0	0- 0				
2- 11	0- 1	0- 2	CONFERENCE	0- 7	1- 0	1- 1				
1- 5	0- 0	0- 1	HOME	0- 3	1- 0	0- 1				
1- 6	0- 1	0- 1	AWAY	0- 4	0- 0	1- 0				
0- 0	0- 0	0- 0	NEUTRAL	0- 0	0- 0	0- 0				

RPI S Opponent	Score	RPI S Opponent	Score	RPI S Opponent	Score	RPI S Opponent	Score	Team's RPI: 242
19 A DePaul	66 92	35 H Creighton	56 65	59 N Fresno St.	69 82	120 A Davidson	52 66	
		36 A Marquette	51 73	61 A St. John's (NY)	54 71	131 H Richmond	49 51	
		44 H James Madison	59 66	61 H St. John's (NY)	68 74	135 A George Washington	49 52	
				65 A Seton Hall	60 79	142 H Providence	62 53	
				65 H Seton Hall	47 61	158 A Columbia	49 54	
				93 A Butler	42 60	264 A Xavier	63 50	
				93 H Butler	46 47	264 H Xavier	64 85	
				95 A Villanova	53 74	278 A Pittsburgh	66 56	
				97 A Fordham	54 67	280 A LMU (CA)	64 53	
				100 H Rider	64 65	318 A UMES	57 39	
LAST 10 Division I								
264 A Xavier	63 50	36 A Marquette	51 73					
93 A Butler	42 60	95 A Villanova	53 74					
61 H St. John's (NY)	68 74	93 H Butler	46 47					
65 H Seton Hall	47 61	264 H Xavier	64 85					
19 A DePaul	66 92	65 A Seton Hall	60 79					

Non-Div I Games:

Georgetown

■ Loss,
 ■ Non-Conf,
 ■ S Site,
 ■ H Home
 ■ A Away
 N Neutral

Average RPI Win:	185	WON-LOST	WINNING	LAST 10	STRENGTH OF	OPP. STRENGTH	TEAM	ADJ.	CONF.	ADJ CONF.
Average RPI Loss:	47	RECORD	PCT. RANK	GAMES	SCHEDULE	OF SCHEDULE	RPI	RPI	RPI	RPI
DIV. I ONLY	13- 11	154	3-7	20	74	84	84	4	4	
DIV. I NON-CONF.	9- 4	84	0	51	223	88	88	5	5	
TOTALS	RPI 1-25	RPI 26-50	W-L RECORDS	RPI 51-100	RPI 101-150	RPI 150+				
13- 11	0- 6	2- 1	OVERALL	1- 2	3- 2	7- 0				
8- 7	0- 3	0- 0	HOME	0- 2	2- 2	6- 0				
3- 4	0- 3	1- 1	AWAY	0- 0	1- 0	1- 0				
2- 0	0- 0	1- 0	NEUTRAL	1- 0	0- 0	0- 0				
9- 4	0- 2	1- 0	NON-CONFERENCE	1- 2	1- 0	6- 0				
7- 3	0- 1	0- 0	HOME	0- 2	1- 0	6- 0				
0- 1	0- 1	0- 0	AWAY	0- 0	0- 0	0- 0				
2- 0	0- 0	1- 0	NEUTRAL	1- 0	0- 0	0- 0				
4- 7	0- 4	1- 1	CONFERENCE	0- 0	2- 2	1- 0				
1- 4	0- 2	0- 0	HOME	0- 0	1- 2	0- 0				
3- 3	0- 2	1- 1	AWAY	0- 0	1- 0	1- 0				
0- 0	0- 0	0- 0	NEUTRAL	0- 0	0- 0	0- 0				

RPI 1-25				RPI 26-50				RPI 51-100 Team's RPI: 84				RPI 101+			
RPI	S	Opponent	Score	RPI	S	Opponent	Score	RPI	S	Opponent	Score	RPI	S	Opponent	Score
1	H	South Carolina	53 88	34	N	Virginia Tech	77 72	88	H	Georgia Tech	40 73	106	H	Vanderbilt	55 63
5	H	UCLA	50 59	38	A	Arkansas	64 55	93	N	Butler	69 36	126	H	Auburn	61 50
8	A	Baylor	38 72	48	A	Tennessee	56 73	95	H	Villanova	58 63	129	H	Missouri	65 73
9	A	Mississippi St.	53 67									133	A	Florida	49 43
9	H	Mississippi St.	66 73									138	H	N.C. A&T	72 54
17	A	Texas A&M	63 64									195	H	Furman	77 48
												223	H	Gardner-Webb	84 56
												229	H	Kennesaw St.	80 65
												265	H	East Carolina	67 50
												279	A	Ole Miss	58 51
												317	H	Mercer	76 60
												337	H	USC Upstate	67 53
LAST 10 Division I															
133	A	Florida	49 43	38	A	Arkansas	64 55								
129	H	Missouri	65 73	126	H	Auburn	61 50								
9	A	Mississippi St.	53 67	48	A	Tennessee	56 73								
17	A	Texas A&M	63 64	106	H	Vanderbilt	55 63								
1	H	South Carolina	53 88	9	H	Mississippi St.	66 73								

Non-Div I Games:

Georgia

■ Loss,
 ■ Non-Conf, S Site,
 ■ Home
 ■ Away
 N Neutral

Average RPI Win:	296	WON-LOST	WINNING	LAST 10	STRENGTH OF	OPP. STRENGTH	TEAM	ADJ.	CONF.	ADJ CONF.
Average RPI Loss:	180	RECORD	PCT. RANK	GAMES	SCHEDULE	OF SCHEDULE	RPI	RPI	RPI	RPI
DIV. I ONLY	6- 16	294	3-7	250	311	315	315	21	21	
DIV. I NON-CONF.	3- 8	268	0	247	324	315	315	19	19	
TOTALS	RPI 1-25	RPI 26-50	W-L RECORDS	RPI 51-100	RPI 101-150	RPI 150+				
6- 16	0- 1	0- 0	OVERALL	0- 3	0- 1	6- 11				
5- 7	0- 1	0- 0	HOME	0- 1	0- 1	5- 4				
0- 9	0- 0	0- 0	AWAY	0- 2	0- 0	0- 7				
1- 0	0- 0	0- 0	NEUTRAL	0- 0	0- 0	1- 0				
3- 8	0- 1	0- 0	NON-CONFERENCE	0- 1	0- 1	3- 5				
2- 4	0- 1	0- 0	HOME	0- 0	0- 1	2- 2				
0- 4	0- 0	0- 0	AWAY	0- 1	0- 0	0- 3				
1- 0	0- 0	0- 0	NEUTRAL	0- 0	0- 0	1- 0				
3- 8	0- 0	0- 0	CONFERENCE	0- 2	0- 0	3- 6				
3- 3	0- 0	0- 0	HOME	0- 1	0- 0	3- 2				
0- 5	0- 0	0- 0	AWAY	0- 1	0- 0	0- 4				
0- 0	0- 0	0- 0	NEUTRAL	0- 0	0- 0	0- 0				

RPI	S	Opponent	Score	RPI	S	Opponent	Score	RPI	S	Opponent	Score	RPI	S	Opponent	Score	Team's RPI: 315
3	H	Maryland	41 114					58	H	Troy	57 71	147	H	Toledo	48 74	
								88	A	Georgia Tech	28 69	151	A	UNC Greensboro	49 64	
								99	A	Coastal Caro.	45 87	164	H	Louisiana	65 75	
												183	A	Little Rock	46 66	
												183	H	Little Rock	58 43	
												195	A	Furman	55 62	
												218	A	UTEP	68 71	
												235	H	South Alabama	64 81	
												239	A	Arkansas St.	68 70	
												239	H	Arkansas St.	67 56	
												249	A	Appalachian St.	37 65	
												272	H	Alabama A&M	52 67	
												286	H	FIU	63 70	
												297	A	Ga. Southern	56 81	
												321	N	New Mexico St.	59 51	
												338	H	SIUE	74 73	
												347	H	La.-Monroe	68 52	
												348	H	South Carolina St.	77 52	
LAST 10 Division I																
183	H	Little Rock	58 43	58	H	Troy	57 71									
239	H	Arkansas St.	67 56	235	H	South Alabama	64 81									
99	A	Coastal Caro.	45 87	183	A	Little Rock	46 66									
249	A	Appalachian St.	37 65	239	A	Arkansas St.	68 70									
297	A	Ga. Southern	56 81	347	H	La.-Monroe	68 52									

Non-Div I Games:

Georgia St.

■ Loss,
 ■ Non-Conf,
 ■ S Site,
 ■ H Home
 ■ A Away
 N Neutral

Average RPI Win:	157	WON-LOST	WINNING	LAST 10	STRENGTH OF	OPP. STRENGTH	TEAM	ADJ.	CONF.	ADJ CONF.
Average RPI Loss:	69	RECORD	PCT. RANK	GAMES	SCHEDULE	OF SCHEDULE	RPI	RPI	RPI	RPI
DIV. I ONLY	16- 8	74	5-5	141	20	88	88	5	5	
DIV. I NON-CONF.	9- 2	37	0	145	92	53	53	3	3	
TOTALS	RPI 1-25	RPI 26-50	W-L RECORDS	RPI 51-100	RPI 101-150	RPI 150+				
16- 8	1- 1	0- 2	OVERALL	6- 3	2- 2	7- 0				
9- 3	0- 0	0- 0	HOME	2- 2	2- 1	5- 0				
5- 3	1- 0	0- 1	AWAY	2- 1	0- 1	2- 0				
2- 2	0- 1	0- 1	NEUTRAL	2- 0	0- 0	0- 0				
9- 2	0- 1	0- 1	NON-CONFERENCE	3- 0	1- 0	5- 0				
5- 0	0- 0	0- 0	HOME	0- 0	1- 0	4- 0				
2- 0	0- 0	0- 0	AWAY	1- 0	0- 0	1- 0				
2- 2	0- 1	0- 1	NEUTRAL	2- 0	0- 0	0- 0				
7- 6	1- 0	0- 1	CONFERENCE	3- 3	1- 2	2- 0				
4- 3	0- 0	0- 0	HOME	2- 2	1- 1	1- 0				
3- 3	1- 0	0- 1	AWAY	1- 1	0- 1	1- 0				
0- 0	0- 0	0- 0	NEUTRAL	0- 0	0- 0	0- 0				

RPI 1-25				RPI 26-50				RPI 51-100				RPI 101+			
RPI	S	Opponent	Score	RPI	S	Opponent	Score	RPI	S	Opponent	Score	RPI	S	Opponent	Score
17	N	Texas A&M	48 60	37	A	Duke	46 58	51	H	Virginia	61 51	104	H	Notre Dame	51 59
23	A	Florida St.	67 52	47	N	Rutgers	43 46	65	N	Seton Hall	79 54	117	A	Wake Forest	60 65
								73	A	Miami (FL)	49 54	117	H	Wake Forest	62 52
								73	H	Miami (FL)	61 54	130	H	Wisconsin	60 41
								76	H	Boston College	48 55	156	H	Houston	69 38
								79	H	North Carolina	60 67	197	H	Clemson	49 47
								84	A	Georgia	73 40	229	A	Kennesaw St.	63 47
								87	N	Rice	54 52	270	H	ETSU	87 48
								89	A	Syracuse	82 64	278	A	Pittsburgh	77 48
												315	H	Georgia St.	69 28
												346	H	Grambling	89 42
LAST 10 Division I															
117	H	Wake Forest	62 52	79	H	North Carolina	60 67								
278	A	Pittsburgh	77 48	76	H	Boston College	48 55								
104	H	Notre Dame	51 59	89	A	Syracuse	82 64								
73	A	Miami (FL)	49 54	197	H	Clemson	49 47								
37	A	Duke	46 58	23	A	Florida St.	67 52								

Non-Div I Games:

Georgia Tech

■ Loss,
■ Non-Conf, S Site,
■ Home
■ Away
N Neutral

Average RPI Win: 133	WON-LOST	WINNING	LAST 10	STRENGTH OF	OPP. STRENGTH	TEAM	ADJ.	CONF.	ADJ CONF.
Average RPI Loss: 83	RECORD	PCT. RANK	GAMES	SCHEDULE	OF SCHEDULE	RPI	RPI	RPI	RPI
DIV. I ONLY	23- 2	6	9-1	49	78	11	11	11	11
DIV. I NON-CONF.	11- 1	13	0	21	19	3	3	11	11
TOTALS	RPI 1-25	RPI 26-50	W-L RECORDS	RPI 51-100	RPI 101-150	RPI 150+			
23- 2	1- 1	1- 0	OVERALL	7- 0	6- 0	8- 1			
12- 0	1- 0	0- 0	HOME	2- 0	4- 0	5- 0			
8- 2	0- 1	0- 0	AWAY	3- 0	2- 0	3- 1			
3- 0	0- 0	1- 0	NEUTRAL	2- 0	0- 0	0- 0			
11- 1	1- 1	1- 0	NON-CONFERENCE	5- 0	1- 0	3- 0			
5- 0	1- 0	0- 0	HOME	1- 0	1- 0	2- 0			
3- 1	0- 1	0- 0	AWAY	2- 0	0- 0	1- 0			
3- 0	0- 0	1- 0	NEUTRAL	2- 0	0- 0	0- 0			
12- 1	0- 0	0- 0	CONFERENCE	2- 0	5- 0	5- 1			
7- 0	0- 0	0- 0	HOME	1- 0	3- 0	3- 0			
5- 1	0- 0	0- 0	AWAY	1- 0	2- 0	2- 1			
0- 0	0- 0	0- 0	NEUTRAL	0- 0	0- 0	0- 0			

RPI	S	Opponent	Score	RPI	S	Opponent	Score	RPI	S	Opponent	Score	RPI	S	Opponent	Score
4	H	Missouri St.	64 52	40	N	Purdue	63 50	60	N	Middle Tenn.	62 50	105	A	Pacific	83 65
10	A	Stanford	70 76					62	N	Dayton	76 65	105	H	Pacific	68 67
								68	H	UT Martin	78 55	109	H	Texas Southern	80 45
								69	A	BYU	55 43	119	A	San Diego	57 42
								69	H	BYU	59 44	119	H	San Diego	57 46
								91	A	Montana St.	70 55	145	H	Portland	62 57
								94	A	Washington St.	76 53	155	A	Saint Mary's (CA)	60 70
												155	H	Saint Mary's (CA)	74 49
												186	H	Pepperdine	70 36
												203	A	Santa Clara	67 52
												204	A	Wyoming	65 54
												219	H	CSU Bakersfield	92 48
												243	A	San Francisco	69 46
												280	H	LMU (CA)	78 52
												306	H	Eastern Wash.	84 44
LAST 10 Division I															
155	A	Saint Mary's (CA)	60 70	186	H	Pepperdine	70 36								
105	A	Pacific	83 65	243	A	San Francisco	69 46								
69	H	BYU	59 44	203	A	Santa Clara	67 52								
119	H	San Diego	57 46	105	H	Pacific	68 67								
280	H	LMU (CA)	78 52	155	H	Saint Mary's (CA)	74 49								

Non-Div I Games:

Gonzaga

■ Loss,
■ Non-Conf, S Site,
■ Home
■ Away
N Neutral

Grambling

Through Games Of Feb. 10, 2020

Average RPI Win: 300	WON-LOST	WINNING	LAST 10	STRENGTH OF	OPP. STRENGTH	TEAM	ADJ.	CONF.	ADJ CONF.
Average RPI Loss: 207	RECORD	PCT. RANK	GAMES	SCHEDULE	OF SCHEDULE	RPI	RPI	RPI	RPI
DIV. I ONLY	2- 19	341	1-9	296	330	346	346	32	32
DIV. I NON-CONF.	0- 10	338	0	103	181	317	317	31	31
TOTALS	RPI 1-25	RPI 26-50	W-L RECORDS	RPI 51-100	RPI 101-150	RPI 150+			
2- 19	0- 1	0- 1	OVERALL	0- 1	0- 4	2- 12			
2- 6	0- 0	0- 0	HOME	0- 0	0- 3	2- 3			
0- 12	0- 1	0- 1	AWAY	0- 1	0- 1	0- 8			
0- 1	0- 0	0- 0	NEUTRAL	0- 0	0- 0	0- 1			
0- 10	0- 1	0- 1	NON-CONFERENCE	0- 1	0- 3	0- 4			
0- 2	0- 0	0- 0	HOME	0- 0	0- 2	0- 0			
0- 7	0- 1	0- 1	AWAY	0- 1	0- 1	0- 3			
0- 1	0- 0	0- 0	NEUTRAL	0- 0	0- 0	0- 1			
2- 9	0- 0	0- 0	CONFERENCE	0- 0	0- 1	2- 8			
2- 4	0- 0	0- 0	HOME	0- 0	0- 1	2- 3			
0- 5	0- 0	0- 0	AWAY	0- 0	0- 0	0- 5			
0- 0	0- 0	0- 0	NEUTRAL	0- 0	0- 0	0- 0			

RPI 1-25				RPI 26-50				RPI 51-100				RPI 101+ Team's RPI: 346			
RPI	S	Opponent	Score	RPI	S	Opponent	Score	RPI	S	Opponent	Score	RPI	S	Opponent	Score
8	A	Baylor	46 120	26	A	Kentucky	35 81	88	A	Georgia Tech	42 89	109	H	Texas Southern	85 89
												124	H	UT Arlington	54 88
												133	H	Florida	65 72
												148	A	Wichita St.	65 77
												152	A	Jackson St.	46 61
												193	N	Binghamton	67 88
												237	A	Southern U.	57 81
												237	H	Southern U.	51 70
												241	A	Louisiana Tech	66 70
												272	H	Alabama A&M	69 59
												286	A	FIU	55 56
												287	H	Prairie View	54 67
												322	H	Alabama St.	59 73
												328	A	Alcorn	54 80
												328	H	Alcorn	70 59
												332	A	Northwestern St.	61 65
												333	A	Ark.-Pine Bluff	79 84
												351	A	Mississippi Val.	57 68
LAST 10 Division I															
328	H	Alcorn	70 59	109	H	Texas Southern	85 89								
237	H	Southern U.	51 70	287	H	Prairie View	54 67								
351	A	Mississippi Val.	57 68	328	A	Alcorn	54 80								
333	A	Ark.-Pine Bluff	79 84	237	A	Southern U.	57 81								
152	A	Jackson St.	46 61	322	H	Alabama St.	59 73								

Non-Div I Games: Centenary (LA) 106 42

Grambling

■ Loss,
 ■ Non-Conf,
 ■ S Site,
 ■ Home
 ■ A Away
 N Neutral

Grand Canyon

Through Games Of Feb. 10, 2020

Average RPI Win:	281	WON-LOST	WINNING	LAST 10	STRENGTH OF	OPP. STRENGTH	TEAM	ADJ.	CONF.	ADJ CONF.
Average RPI Loss:	195	RECORD	PCT. RANK	GAMES	SCHEDULE	OF SCHEDULE	RPI	RPI	RPI	RPI
DIV. I ONLY	10- 8	139	7-3	277	336	238	238	31	31	
DIV. I NON-CONF.	3- 6	235	0-1	174	276	272	272	32	32	
TOTALS	RPI 1-25	RPI 26-50	W-L RECORDS	RPI 51-100	RPI 101-150	RPI 150+				
10- 8	0- 0	0- 0	OVERALL	0- 0	0- 2	10- 6				
7- 4	0- 0	0- 0	HOME	0- 0	0- 0	7- 4				
3- 4	0- 0	0- 0	AWAY	0- 0	0- 2	3- 2				
0- 0	0- 0	0- 0	NEUTRAL	0- 0	0- 0	0- 0				
3- 6	0- 0	0- 0	NON-CONFERENCE	0- 0	0- 2	3- 4				
3- 2	0- 0	0- 0	HOME	0- 0	0- 0	3- 2				
0- 4	0- 0	0- 0	AWAY	0- 0	0- 2	0- 2				
0- 0	0- 0	0- 0	NEUTRAL	0- 0	0- 0	0- 0				
7- 2	0- 0	0- 0	CONFERENCE	0- 0	0- 0	7- 2				
4- 2	0- 0	0- 0	HOME	0- 0	0- 0	4- 2				
3- 0	0- 0	0- 0	AWAY	0- 0	0- 0	3- 0				
0- 0	0- 0	0- 0	NEUTRAL	0- 0	0- 0	0- 0				

RPI 1-25			RPI 26-50			RPI 51-100			RPI 101+ Team's RPI: 238		
RPI	S	Opponent	Score	RPI	S	Opponent	Score	RPI	S	Opponent	Score
								140	A	California	53 72
								145	A	Portland	41 73
								167	H	Southern Utah	69 65
								175	A	Montana	67 72
								177	H	UNLV	53 51
								207	A	Portland St.	46 69
								214	H	North Dakota	76 78
								219	H	CSU Bakersfield	54 59
								222	H	UMKC	53 74
								234	H	Cal St. Fullerton	70 80
								273	H	UC Santa Barbara	58 57
								290	A	California Baptist	62 58
								290	H	California Baptist	72 66
								307	H	UTRGV	62 60
								310	A	Seattle U	56 48
								321	H	New Mexico St.	60 49
								324	A	Utah Valley	66 59
								350	H	Chicago St.	69 49
LAST 10 Division I											
290	H	California Baptist	72 66	222	H	UMKC	53 74				
321	H	New Mexico St.	60 49	350	H	Chicago St.	69 49				
307	H	UTRGV	62 60	290	A	California Baptist	62 58				
324	A	Utah Valley	66 59	219	H	CSU Bakersfield	54 59				
310	A	Seattle U	56 48	140	A	California	53 72				

Non-Div I Games: Benedictine Mesa 72 53 Whittier 77 41

Grand Canyon

Loss, Non-Conf, S Site, H Home A Away N Neutral

Average RPI Win:	212	WON-LOST	WINNING	LAST 10	STRENGTH OF	OPP. STRENGTH	TEAM	ADJ.	CONF.	ADJ CONF.
Average RPI Loss:	117	RECORD	PCT. RANK	GAMES	SCHEDULE	OF SCHEDULE	RPI	RPI	RPI	RPI
DIV. I ONLY	12- 12	173	6-4	100	162	139	139	22	22	
DIV. I NON-CONF.	5- 7	205	0	28	28	108	108	20	20	
TOTALS	RPI 1-25	RPI 26-50	W-L RECORDS	RPI 51-100	RPI 101-150	RPI 150+				
12- 12	1- 2	0- 2	OVERALL	1- 3	1- 0	9- 5				
4- 6	0- 1	0- 2	HOME	0- 2	1- 0	3- 1				
6- 5	1- 0	0- 0	AWAY	0- 1	0- 0	5- 4				
2- 1	0- 1	0- 0	NEUTRAL	1- 0	0- 0	1- 0				
5- 7	1- 2	0- 2	NON-CONFERENCE	1- 2	1- 0	2- 1				
1- 4	0- 1	0- 2	HOME	0- 1	1- 0	0- 0				
2- 2	1- 0	0- 0	AWAY	0- 1	0- 0	1- 1				
2- 1	0- 1	0- 0	NEUTRAL	1- 0	0- 0	1- 0				
7- 5	0- 0	0- 0	CONFERENCE	0- 1	0- 0	7- 4				
3- 2	0- 0	0- 0	HOME	0- 1	0- 0	3- 1				
4- 3	0- 0	0- 0	AWAY	0- 0	0- 0	4- 3				
0- 0	0- 0	0- 0	NEUTRAL	0- 0	0- 0	0- 0				

RPI 1-25				RPI 26-50				RPI 51-100				RPI 101+				Team's RPI: 139	
RPI	S	Opponent	Score	RPI	S	Opponent	Score	RPI	S	Opponent	Score	RPI	S	Opponent	Score		
9	N	Mississippi St.	58 83	36	H	Marquette	47 60	54	H	IUPUI	42 54	129	H	Missouri	72 64		
18	A	Central Mich.	111 105	42	H	South Dakota	60 66	63	H	South Dakota St.	55 60	157	A	Wright St.	68 59		
19	H	DePaul	65 76					81	A	Marist	60 72	157	H	Wright St.	58 70		
								89	N	Syracuse	79 73	191	A	Cleveland St.	74 54		
												202	A	Northern Ky.	43 63		
												202	H	Northern Ky.	65 44		
												225	A	Maine	60 61		
												236	A	Milwaukee	60 65		
												236	H	Milwaukee	61 48		
												247	A	Youngstown St.	70 63		
												251	N	Bowling Green	73 54		
												281	A	Oakland	88 93		
												330	A	Detroit Mercy	65 48		
												342	H	UIC	73 36		
												350	A	Chicago St.	102 46		
LAST 10 Division I																	
236	A	Milwaukee	60 65	342	H	UIC	73 36										
202	A	Northern Ky.	43 63	54	H	IUPUI	42 54										
157	A	Wright St.	68 59	330	A	Detroit Mercy	65 48										
191	A	Cleveland St.	74 54	281	A	Oakland	88 93										
247	A	Youngstown St.	70 63	236	H	Milwaukee	61 48										

Non-Div I Games:

Green Bay

■ Loss,
■ Non-Conf,
■ S Site,
■ H Home
■ A Away
N Neutral

Average RPI Win: 233	WON-LOST	WINNING	LAST 10	STRENGTH OF	OPP. STRENGTH	TEAM	ADJ.	CONF.	ADJ CONF.
Average RPI Loss: 165	RECORD	PCT. RANK	GAMES	SCHEDULE	OF SCHEDULE	RPI	RPI	RPI	RPI
DIV. I ONLY	12- 10	144	6-4	174	293	170	170	25	25
DIV. I NON-CONF.	4- 5	195	0	91	145	132	132	28	28
TOTALS	RPI 1-25	RPI 26-50	W-L RECORDS	RPI 51-100	RPI 101-150	RPI 150+			
12- 10	0- 0	0- 1	OVERALL	1- 1	1- 1	10- 7			
5- 5	0- 0	0- 0	HOME	0- 1	0- 1	5- 3			
5- 5	0- 0	0- 1	AWAY	1- 0	0- 0	4- 4			
2- 0	0- 0	0- 0	NEUTRAL	0- 0	1- 0	1- 0			
4- 5	0- 0	0- 1	NON-CONFERENCE	1- 1	1- 0	2- 3			
0- 3	0- 0	0- 0	HOME	0- 1	0- 0	0- 2			
2- 2	0- 0	0- 1	AWAY	1- 0	0- 0	1- 1			
2- 0	0- 0	0- 0	NEUTRAL	0- 0	1- 0	1- 0			
8- 5	0- 0	0- 0	CONFERENCE	0- 0	0- 1	8- 4			
5- 2	0- 0	0- 0	HOME	0- 0	0- 1	5- 1			
3- 3	0- 0	0- 0	AWAY	0- 0	0- 0	3- 3			
0- 0	0- 0	0- 0	NEUTRAL	0- 0	0- 0	3- 0			

RPI S	Opponent	Score	RPI S	Opponent	Score	RPI S	Opponent	Score	RPI S	Opponent	Score
			33 A	Old Dominion	38 75	64 A	Alabama	64 61	118 H	Campbell	31 68
						98 H	Liberty	59 83	131 N	Richmond	69 65
									171 H	Norfolk St.	56 77
									181 H	Fla. Atlantic	63 64
									187 A	High Point	59 74
									187 H	High Point	77 81
									195 A	Furman	65 70
									201 N	Mt. St. Mary's	68 60
									216 H	Radford	51 48
									223 A	Gardner-Webb	59 70
									223 H	Gardner-Webb	63 58
									233 A	Chattanooga	84 55
									244 A	UNC Asheville	76 66
									244 H	UNC Asheville	68 59
									257 A	Winthrop	66 72
									261 H	Longwood	72 55
									304 A	Presbyterian	71 42
									337 H	USC Upstate	60 40
									341 A	Charleston So.	64 59
LAST 10 Division I											
			223 A	Gardner-Webb	59 70	341 A	Charleston So.	64 59			
			187 A	High Point	59 74	337 H	USC Upstate	60 40			
			244 A	UNC Asheville	76 66	118 H	Campbell	31 68			
			261 H	Longwood	72 55	216 H	Radford	51 48			
			187 H	High Point	77 81	304 A	Presbyterian	71 42			

Non-Div I Games:

Hampton

■ Loss,
 ■ Non-Conf,
 ■ S Site,
 ■ H Home
 ■ A Away
 N Neutral

Average RPI Win:	0	WON-LOST	WINNING	LAST 10	STRENGTH OF	OPP. STRENGTH	TEAM	ADJ.	CONF.	ADJ CONF.
Average RPI Loss:	205	RECORD	PCT. RANK	GAMES	SCHEDULE	OF SCHEDULE	RPI	RPI	RPI	RPI
DIV. I ONLY	0- 24	351	0-10	259	282	349	349	27	27	
DIV. I NON-CONF.	0- 13	338	0	221	218	338	338	27	27	
TOTALS	RPI 1-25	RPI 26-50	W-L RECORDS	RPI 51-100	RPI 101-150	RPI 150+				
0- 24	0- 1	0- 0	OVERALL	0- 3	0- 5	0- 15				
0- 11	0- 0	0- 0	HOME	0- 0	0- 1	0- 10				
0- 13	0- 1	0- 0	AWAY	0- 3	0- 4	0- 5				
0- 0	0- 0	0- 0	NEUTRAL	0- 0	0- 0	0- 0				
0- 13	0- 1	0- 0	NON-CONFERENCE	0- 2	0- 5	0- 5				
0- 6	0- 0	0- 0	HOME	0- 0	0- 1	0- 5				
0- 7	0- 1	0- 0	AWAY	0- 2	0- 4	0- 0				
0- 0	0- 0	0- 0	NEUTRAL	0- 0	0- 0	0- 0				
0- 11	0- 0	0- 0	CONFERENCE	0- 1	0- 0	0- 10				
0- 5	0- 0	0- 0	HOME	0- 0	0- 0	0- 5				
0- 6	0- 0	0- 0	AWAY	0- 1	0- 0	0- 5				
0- 0	0- 0	0- 0	NEUTRAL	0- 0	0- 0	0- 0				

RPI 1-25				RPI 26-50				RPI 51-100				RPI 101+ Team's RPI: 349			
RPI	S	Opponent	Score	RPI	S	Opponent	Score	RPI	S	Opponent	Score	RPI	S	Opponent	Score
20	A	Princeton	42 73					75	A	Stony Brook	55 66	101	A	Harvard	44 53
								86	A	Penn	46 74	125	A	William & Mary	44 61
								96	A	Michigan St.	34 79	142	H	Providence	57 75
												146	A	Northeastern	47 60
												149	A	Massachusetts	48 74
												180	H	Quinnipiac	50 87
												189	H	Rhode Island	56 68
												193	A	Binghamton	44 80
												217	H	UMass Lowell	63 68
												225	A	Maine	73 87
												225	H	Maine	52 69
												253	A	New Hampshire	71 72
												293	A	UMBC	54 61
												293	H	UMBC	47 56
												305	A	Vermont	51 62
												305	H	Vermont	53 63
												309	H	Albany (NY)	63 68
												316	H	Hofstra	41 43
												329	H	NJIT	52 61
												344	H	Central Conn. St.	54 61
LAST 10 Division I															
305	A	Vermont	51 62	293	A	UMBC	54 61								
293	H	UMBC	47 56	305	H	Vermont	53 63								
225	H	Maine	52 69	75	A	Stony Brook	55 66								
193	A	Binghamton	44 80	217	H	UMass Lowell	63 68								
309	H	Albany (NY)	63 68	253	A	New Hampshire	71 72								

Non-Div I Games:

Hartford

■ Loss,
 ■ Non-Conf, S Site,
 ■ Home
 ■ Away
 N Neutral

Harvard

Through Games Of Feb. 10, 2020

Average RPI Win:	184	WON-LOST	WINNING	LAST 10	STRENGTH OF	OPP. STRENGTH	TEAM	ADJ.	CONF.	ADJ CONF.
Average RPI Loss:	138	RECORD	PCT. RANK	GAMES	SCHEDULE	OF SCHEDULE	RPI	RPI	RPI	RPI
DIV. I ONLY	13- 6	63	7-3	203	102	101	101	8	8	
DIV. I NON-CONF.	9- 4	84	3-1	289	112	127	127	8	8	
TOTALS	RPI 1-25	RPI 26-50	W-L RECORDS	RPI 51-100	RPI 101-150	RPI 150+				
13- 6	0- 1	1- 1	OVERALL	1- 0	2- 1	9- 3				
8- 2	0- 1	1- 0	HOME	1- 0	1- 1	5- 0				
5- 3	0- 0	0- 1	AWAY	0- 0	1- 0	4- 2				
0- 1	0- 0	0- 0	NEUTRAL	0- 0	0- 0	0- 1				
9- 4	0- 0	0- 1	NON-CONFERENCE	0- 0	2- 1	7- 2				
4- 1	0- 0	0- 0	HOME	0- 0	1- 1	3- 0				
5- 2	0- 0	0- 1	AWAY	0- 0	1- 0	4- 1				
0- 1	0- 0	0- 0	NEUTRAL	0- 0	0- 0	0- 1				
4- 2	0- 1	1- 0	CONFERENCE	1- 0	0- 0	2- 1				
4- 1	0- 1	1- 0	HOME	1- 0	0- 0	2- 0				
0- 1	0- 0	0- 0	AWAY	0- 0	0- 0	0- 1				
0- 0	0- 0	0- 0	NEUTRAL	0- 0	0- 0	0- 0				

RPI S	Opponent	Score	RPI S	Opponent	Score	RPI S	Opponent	Score	RPI S	Opponent	Score	Team's RPI: 101
20	H Princeton	46 60	41	H Yale	66 57	86	H Penn	58 51	140	H California	56 53	
			47	A Rutgers	46 74				146	H Northeastern	44 46	
									150	A Boston U.	66 39	
									173	A Northern Ill.	59 53	
									180	A Quinnipiac	77 68	
									181	A Fla. Atlantic	65 51	
									189	H Rhode Island	61 58	
									198	A Dartmouth	62 63	
									198	H Dartmouth	64 49	
									206	A La Salle	69 75	
									211	H Brown	68 53	
									212	N Saint Joseph's	39 63	
									225	A Maine	69 40	
									275	H Siena	68 51	
									349	H Hartford	53 44	
LAST 10 Division I												
211	H Brown	68 53	198	A Dartmouth	62 63							
41	H Yale	66 57	189	H Rhode Island	61 58							
20	H Princeton	46 60	181	A Fla. Atlantic	65 51							
86	H Penn	58 51	212	N Saint Joseph's	39 63							
198	H Dartmouth	64 49	225	A Maine	69 40							

Non-Div I Games:

Harvard

Loss, Non-Conf, S Site, H Home A Away N Neutral

Average RPI Win:	240	WON-LOST	WINNING	LAST 10	STRENGTH OF	OPP. STRENGTH	TEAM	ADJ.	CONF.	ADJ CONF.
Average RPI Loss:	160	RECORD	PCT. RANK	GAMES	SCHEDULE	OF SCHEDULE	RPI	RPI	RPI	RPI
DIV. I ONLY	12- 10	144	7-3	212	207	178	178	28	28	
DIV. I NON-CONF.	5- 7	205	0	100	79	173	173	26	26	
TOTALS	RPI 1-25	RPI 26-50	W-L RECORDS	RPI 51-100	RPI 101-150	RPI 150+				
12- 10	0- 2	1- 0	OVERALL	0- 1	1- 2	10- 5				
7- 4	0- 1	1- 0	HOME	0- 1	0- 1	6- 1				
5- 6	0- 1	0- 0	AWAY	0- 0	1- 1	4- 4				
0- 0	0- 0	0- 0	NEUTRAL	0- 0	0- 0	0- 0				
5- 7	0- 2	1- 0	NON-CONFERENCE	0- 1	1- 2	3- 2				
3- 4	0- 1	1- 0	HOME	0- 1	0- 1	2- 1				
2- 3	0- 1	0- 0	AWAY	0- 0	1- 1	1- 1				
0- 0	0- 0	0- 0	NEUTRAL	0- 0	0- 0	0- 0				
7- 3	0- 0	0- 0	CONFERENCE	0- 0	0- 0	7- 3				
4- 0	0- 0	0- 0	HOME	0- 0	0- 0	4- 0				
3- 3	0- 0	0- 0	AWAY	0- 0	0- 0	3- 3				
0- 0	0- 0	0- 0	NEUTRAL	0- 0	0- 0	0- 0				

RPI 1-25				RPI 26-50				RPI 51-100				RPI 101+ Team's RPI: 178			
RPI	S	Opponent	Score	RPI	S	Opponent	Score	RPI	S	Opponent	Score	RPI	S	Opponent	Score
13	H	NC State	59 68	31	H	Texas	73 60	86	H	Penn	55 70	109	H	Texas Southern	57 74
14	A	Oregon St.	32 64									122	A	Idaho	52 67
												134	A	Washington	62 50
												161	A	UC Davis	49 62
												186	A	Pepperdine	52 51
												234	H	Cal St. Fullerton	79 72
												260	H	San Diego St.	61 58
												262	H	North Texas	60 66
												267	A	Long Beach St.	55 62
												267	H	Long Beach St.	68 44
												273	A	UC Santa Barbara	63 51
												280	A	LMU (CA)	51 65
												288	A	UC Riverside	65 59
												288	H	UC Riverside	80 57
												289	A	CSUN	54 58
												299	H	UTSA	62 50
												302	H	UC Irvine	94 70
												312	A	Cal Poly	59 46
LAST 10 Division I															
273	A	UC Santa Barbara	63 51	267	A	Long Beach St.	55 62								
312	A	Cal Poly	59 46	234	H	Cal St. Fullerton	79 72								
267	H	Long Beach St.	68 44	288	H	UC Riverside	80 57								
302	H	UC Irvine	94 70	161	A	UC Davis	49 62								
288	A	UC Riverside	65 59	289	A	CSUN	54 58								

Non-Div I Games: Hope Int'l 86 49

Hawaii

■ Loss,
 ■ Non-Conf, S Site,
 ■ Home
 ■ Away
 N Neutral

Average RPI Win:	271	WON-LOST	WINNING	LAST 10	STRENGTH OF	OPP. STRENGTH	TEAM	ADJ.	CONF.	ADJ CONF.
Average RPI Loss:	168	RECORD	PCT. RANK	GAMES	SCHEDULE	OF SCHEDULE	RPI	RPI	RPI	RPI
DIV. I ONLY	11- 11	173	8-2	220	322	187	187	25	25	
DIV. I NON-CONF.	2- 7	288	0	170	250	268	268	28	28	
TOTALS	RPI 1-25	RPI 26-50	W-L RECORDS	RPI 51-100	RPI 101-150	RPI 150+				
11- 11	0- 0	0- 1	OVERALL	0- 1	0- 2	11- 7				
6- 2	0- 0	0- 0	HOME	0- 0	0- 1	6- 1				
5- 9	0- 0	0- 1	AWAY	0- 1	0- 1	5- 6				
0- 0	0- 0	0- 0	NEUTRAL	0- 0	0- 0	0- 0				
2- 7	0- 0	0- 1	NON-CONFERENCE	0- 1	0- 1	2- 4				
1- 2	0- 0	0- 0	HOME	0- 0	0- 1	1- 1				
1- 5	0- 0	0- 1	AWAY	0- 1	0- 0	1- 3				
0- 0	0- 0	0- 0	NEUTRAL	0- 0	0- 0	0- 0				
9- 4	0- 0	0- 0	CONFERENCE	0- 0	0- 1	9- 3				
5- 0	0- 0	0- 0	HOME	0- 0	0- 0	5- 0				
4- 4	0- 0	0- 0	AWAY	0- 0	0- 1	4- 3				
0- 0	0- 0	0- 0	NEUTRAL	0- 0	0- 0	0- 0				

RPI 1-25				RPI 26-50				RPI 51-100				RPI 101+ Team's RPI: 187			
RPI	S	Opponent	Score	RPI	S	Opponent	Score	RPI	S	Opponent	Score	RPI	S	Opponent	Score
				37	A	Duke	57 93	93	A	Butler	52 74	118	A	Campbell	36 73
												120	H	Davidson	63 73
												151	A	UNC Greensboro	70 82
												170	A	Hampton	81 77
												170	H	Hampton	74 59
												171	A	Norfolk St.	58 72
												179	A	American	48 56
												216	H	Radford	68 58
												223	A	Gardner-Webb	57 70
												244	A	UNC Asheville	60 76
												255	H	Col. of Charleston	70 79
												257	A	Winthrop	63 69
												257	H	Winthrop	94 61
												261	A	Longwood	76 69
												270	H	ETSU	80 62
												304	H	Presbyterian	60 55
												320	A	N.C. Central	78 58
												337	A	USC Upstate	81 45
												337	H	USC Upstate	85 46
												341	A	Charleston So.	84 70
LAST 10 Division I															
				337	A	USC Upstate	81 45	304	H	Presbyterian	60 55				
				170	H	Hampton	74 59	261	A	Longwood	76 69				
				257	H	Winthrop	94 61	341	A	Charleston So.	84 70				
				223	A	Gardner-Webb	57 70	244	A	UNC Asheville	60 76				
				170	A	Hampton	81 77	216	H	Radford	68 58				

Non-Div I Games:

High Point

■ Loss,
 ■ Non-Conf,
 ■ S Site,
 ■ H Home
 ■ A Away
 N Neutral

Average RPI Win: 240	WON-LOST	WINNING	LAST 10	STRENGTH OF	OPP. STRENGTH	TEAM	ADJ.	CONF.	ADJ CONF.
Average RPI Loss: 176	RECORD	PCT. RANK	GAMES	SCHEDULE	OF SCHEDULE	RPI	RPI	RPI	RPI
DIV. I ONLY	3- 19	330	0-10	168	294	316	316	14	14
DIV. I NON-CONF.	3- 8	268	0	205	351	307	307	13	13
TOTALS	RPI 1-25	RPI 26-50	W-L RECORDS	RPI 51-100	RPI 101-150	RPI 150+			
3- 19	0- 0	0- 1	OVERALL	0- 3	1- 3	2- 12			
2- 9	0- 0	0- 0	HOME	0- 2	1- 2	1- 5			
1- 8	0- 0	0- 1	AWAY	0- 1	0- 1	1- 5			
0- 2	0- 0	0- 0	NEUTRAL	0- 0	0- 0	0- 2			
3- 8	0- 0	0- 0	NON-CONFERENCE	0- 1	1- 0	2- 7			
2- 3	0- 0	0- 0	HOME	0- 1	1- 0	1- 2			
1- 3	0- 0	0- 0	AWAY	0- 0	0- 0	1- 3			
0- 2	0- 0	0- 0	NEUTRAL	0- 0	0- 0	0- 2			
0- 11	0- 0	0- 1	CONFERENCE	0- 2	0- 3	0- 5			
0- 6	0- 0	0- 0	HOME	0- 1	0- 2	0- 3			
0- 5	0- 0	0- 1	AWAY	0- 1	0- 1	0- 2			
0- 0	0- 0	0- 0	NEUTRAL	0- 0	0- 0	0- 0			

RPI 1-25				RPI 26-50				RPI 51-100				RPI 101+				Team's RPI: 316	
RPI	S	Opponent	Score	RPI	S	Opponent	Score	RPI	S	Opponent	Score	RPI	S	Opponent	Score		
				44	A	James Madison	50 92	55	A	Drexel	54 74	118	H	Campbell	58 55		
								55	H	Drexel	32 45	125	H	William & Mary	53 66		
								75	H	Stony Brook	38 81	137	H	Elon	56 69		
												146	A	Northeastern	51 74		
												156	N	Houston	44 54		
												174	N	Samford	45 65		
												182	A	Towson	71 84		
												188	A	Delaware	59 80		
												188	H	Delaware	67 77		
												191	H	Cleveland St.	51 61		
												226	A	Fairfield	64 73		
												252	H	Morgan St.	51 39		
												255	H	Col. of Charleston	60 63		
												256	H	Howard	64 73		
												263	H	UNCW	59 62		
												301	A	Sacred Heart	44 71		
												335	A	LIU Brooklyn	46 85		
												349	A	Hartford	43 41		
LAST 10 Division I																	
				188	H	Delaware	67 77	44	A	James Madison	50 92						
				55	H	Drexel	32 45	137	H	Elon	56 69						
				255	H	Col. of Charleston	60 63	125	H	William & Mary	53 66						
				263	H	UNCW	59 62	55	A	Drexel	54 74						
				182	A	Towson	71 84	188	A	Delaware	59 80						

Non-Div I Games:

Hofstra

Loss, Non-Conf, S Site, Home Away N Neutral

Holy Cross

Through Games Of Feb. 10, 2020

Average RPI Win:	221	WON-LOST	WINNING	LAST 10	STRENGTH OF	OPP. STRENGTH	TEAM	ADJ.	CONF.	ADJ CONF.
Average RPI Loss:	153	RECORD	PCT. RANK	GAMES	SCHEDULE	OF SCHEDULE	RPI	RPI	RPI	RPI
DIV. I ONLY	13- 9	112	5-5	229	195	143	143	15	15	
DIV. I NON-CONF.	7- 4	100	0	250	249	113	113	16	16	
TOTALS	RPI 1-25	RPI 26-50	W-L RECORDS	RPI 51-100	RPI 101-150	RPI 150+				
13- 9	0- 0	0- 0	OVERALL	1- 2	1- 4	11- 3				
7- 2	0- 0	0- 0	HOME	1- 1	0- 1	6- 0				
6- 7	0- 0	0- 0	AWAY	0- 1	1- 3	5- 3				
0- 0	0- 0	0- 0	NEUTRAL	0- 0	0- 0	0- 0				
7- 4	0- 0	0- 0	NON-CONFERENCE	1- 0	0- 2	6- 2				
4- 0	0- 0	0- 0	HOME	1- 0	0- 0	3- 0				
3- 4	0- 0	0- 0	AWAY	0- 0	0- 2	3- 2				
0- 0	0- 0	0- 0	NEUTRAL	0- 0	0- 0	0- 0				
6- 5	0- 0	0- 0	CONFERENCE	0- 2	1- 2	5- 1				
3- 2	0- 0	0- 0	HOME	0- 1	0- 1	3- 0				
3- 3	0- 0	0- 0	AWAY	0- 1	1- 1	2- 1				
0- 0	0- 0	0- 0	NEUTRAL	0- 0	0- 0	0- 0				

RPI S	Opponent	Score	RPI S	Opponent	Score	RPI S	Opponent	Score	RPI S	Opponent	Score	Team's RPI: 143
						71	H Bucknell	40 51	111	A North Florida	60 80	
						76	H Boston College	80 71	121	A Lehigh	74 57	
						82	A Colgate	60 71	149	A Massachusetts	72 75	
									150	A Boston U.	70 76	
									150	H Boston U.	51 62	
									160	H Lafayette	57 56	
									172	A Illinois	75 78	
									179	H American	72 59	
									189	A Rhode Island	58 73	
									200	H Merrimack	68 42	
									208	A Stetson	75 63	
									211	A Brown	83 71	
									253	H New Hampshire	82 61	
									254	A Loyola Maryland	64 56	
									296	A Navy	58 49	
									296	H Navy	57 43	
									300	A Army West Point	48 61	
									301	A Sacred Heart	65 52	
									314	H Bryant	87 75	
LAST 10 Division I												
150	H Boston U.	51 62	179	H American	72 59							
82	A Colgate	60 71	300	A Army West Point	48 61							
296	H Navy	57 43	71	H Bucknell	40 51							
150	A Boston U.	70 76	160	H Lafayette	57 56							
121	A Lehigh	74 57	296	A Navy	58 49							

Non-Div I Games:

Holy Cross

Loss, Non-Conf, S Site, H Home A Away N Neutral

Average RPI Win: 217	WON-LOST	WINNING	LAST 10	STRENGTH OF	OPP. STRENGTH	TEAM	ADJ.	CONF.	ADJ CONF.
Average RPI Loss: 104	RECORD	PCT. RANK	GAMES	SCHEDULE	OF SCHEDULE	RPI	RPI	RPI	RPI
DIV. I ONLY	12- 12	173	5-5	140	87	156	156	9	9
DIV. I NON-CONF.	7- 7	164	0	177	106	176	176	9	9
TOTALS	RPI 1-25	RPI 26-50	W-L RECORDS	RPI 51-100	RPI 101-150	RPI 150+			
12- 12	0- 3	1- 0	OVERALL	0- 6	2- 0	9- 3			
9- 2	0- 1	1- 0	HOME	0- 1	1- 0	7- 0			
1- 8	0- 2	0- 0	AWAY	0- 4	1- 0	0- 2			
2- 2	0- 0	0- 0	NEUTRAL	0- 1	0- 0	2- 1			
7- 7	0- 2	1- 0	NON-CONFERENCE	0- 3	0- 0	6- 2			
5- 1	0- 1	1- 0	HOME	0- 0	0- 0	4- 0			
0- 4	0- 1	0- 0	AWAY	0- 2	0- 0	0- 1			
2- 2	0- 0	0- 0	NEUTRAL	0- 1	0- 0	2- 1			
5- 5	0- 1	0- 0	CONFERENCE	0- 3	2- 0	3- 1			
4- 1	0- 0	0- 0	HOME	0- 1	1- 0	3- 0			
1- 4	0- 1	0- 0	AWAY	0- 2	1- 0	0- 1			
0- 0	0- 0	0- 0	NEUTRAL	0- 0	0- 0	0- 0			

RPI 1-25				RPI 26-50				RPI 51-100				RPI 101+ Team's RPI: 156			
RPI	S	Opponent	Score	RPI	S	Opponent	Score	RPI	S	Opponent	Score	RPI	S	Opponent	Score
6	A	UConn	51 91	39	H	Oklahoma	85 69	67	A	South Fla.	45 74	144	A	Tulane	66 60
17	A	Texas A&M	43 72					72	H	Temple	58 61	148	H	Wichita St.	64 56
25	H	FGCU	45 57					80	A	Cincinnati	66 85	168	H	Memphis	75 65
								88	A	Georgia Tech	38 69	194	A	New Mexico	71 81
								89	N	Syracuse	62 87	220	H	Southern Miss.	75 60
								97	A	Fordham	54 63	221	H	Southeastern La.	78 65
												231	H	SMU	55 53
												241	H	Louisiana Tech	67 53
												243	N	San Francisco	57 80
												265	A	East Carolina	50 53
												265	H	East Carolina	72 63
												290	N	California Baptist	96 75
												316	N	Hofstra	54 44
												323	H	Houston Baptist	82 60
LAST 10 Division I															
265	A	East Carolina	50 53	80	A	Cincinnati	66 85								
231	H	SMU	55 53	265	H	East Carolina	72 63								
144	A	Tulane	66 60	6	A	UConn	51 91								
67	A	South Fla.	45 74	72	H	Temple	58 61								
148	H	Wichita St.	64 56	168	H	Memphis	75 65								

Non-Div I Games:

Houston

■ Loss,
 ■ Non-Conf,
 ■ S Site,
 ■ H Home
 ■ A Away
 N Neutral

Houston Baptist

Through Games Of Feb. 10, 2020

Average RPI Win:	280	WON-LOST	WINNING	LAST 10	STRENGTH OF	OPP. STRENGTH	TEAM	ADJ.	CONF.	ADJ CONF.
Average RPI Loss:	198	RECORD	PCT. RANK	GAMES	SCHEDULE	OF SCHEDULE	RPI	RPI	RPI	RPI
DIV. I ONLY	3- 16	324	1-9	286	300	323	323	23	23	
DIV. I NON-CONF.	2- 5	259	0	119	293	184	184	21	21	
TOTALS	RPI 1-25	RPI 26-50	W-L RECORDS	RPI 51-100	RPI 101-150	RPI 150+				
3- 16	0- 1	0- 0	OVERALL	0- 0	0- 3	3- 12				
0- 7	0- 0	0- 0	HOME	0- 0	0- 2	0- 5				
3- 9	0- 1	0- 0	AWAY	0- 0	0- 1	3- 7				
0- 0	0- 0	0- 0	NEUTRAL	0- 0	0- 0	0- 0				
2- 5	0- 1	0- 0	NON-CONFERENCE	0- 0	0- 1	2- 3				
0- 1	0- 0	0- 0	HOME	0- 0	0- 0	0- 1				
2- 4	0- 1	0- 0	AWAY	0- 0	0- 1	2- 2				
0- 0	0- 0	0- 0	NEUTRAL	0- 0	0- 0	0- 0				
1- 11	0- 0	0- 0	CONFERENCE	0- 0	0- 2	1- 9				
0- 6	0- 0	0- 0	HOME	0- 0	0- 2	0- 4				
1- 5	0- 0	0- 0	AWAY	0- 0	0- 0	1- 5				
0- 0	0- 0	0- 0	NEUTRAL	0- 0	0- 0	0- 0				

RPI 1-25				RPI 26-50				RPI 51-100				RPI 101+ Team's RPI: 323			
RPI	S	Opponent	Score	RPI	S	Opponent	Score	RPI	S	Opponent	Score	RPI	S	Opponent	Score
8	A	Baylor	42 112									103	H	SFA	42 59
												114	H	A&M-Corpus Christi	65 75
												148	A	Wichita St.	42 59
												156	A	Houston	60 82
												159	A	Texas Tech	51 59
												166	A	New Orleans	84 88
												169	H	Sam Houston St.	69 97
												185	H	Northern Ariz.	62 79
												209	A	Oral Roberts	74 73
												215	A	Central Ark.	39 63
												221	H	Southeastern La.	59 69
												230	A	Lamar University	53 60
												285	A	Incarnate Word	60 55
												294	H	Nicholls St.	78 84
												332	A	Northwestern St.	60 69
												332	H	Northwestern St.	46 54
												334	A	McNeese	72 88
												347	A	La.-Monroe	72 65
LAST 10 Division I															
332	H	Northwestern St.	46 54	294	H	Nicholls St.	78 84								
166	A	New Orleans	84 88	169	H	Sam Houston St.	69 97								
114	H	A&M-Corpus Christi	65 75	230	A	Lamar University	53 60								
285	A	Incarnate Word	60 55	332	A	Northwestern St.	60 69								
334	A	McNeese	72 88	215	A	Central Ark.	39 63								

Non-Div I Games: LSU-Shreveport 67 44 Paul Quinn 63 34

Houston Baptist

■ Loss,
 ■ Non-Conf, S Site,
 ■ Home
 ■ Away
 N Neutral

Average RPI Win:	308	WON-LOST	WINNING	LAST 10	STRENGTH OF	OPP. STRENGTH	TEAM	ADJ.	CONF.	ADJ CONF.
Average RPI Loss:	143	RECORD	PCT. RANK	GAMES	SCHEDULE	OF SCHEDULE	RPI	RPI	RPI	RPI
DIV. I ONLY	14- 10	120	5-5	349	285	256	256	29	29	
DIV. I NON-CONF.	8- 5	117	0	315	201	186	186	29	29	
TOTALS	RPI 1-25	RPI 26-50	W-L RECORDS	RPI 51-100	RPI 101-150	RPI 150+				
14- 10	0- 0	0- 1	OVERALL	0- 2	0- 3	14- 4				
6- 4	0- 0	0- 0	HOME	0- 0	0- 1	6- 3				
8- 4	0- 0	0- 1	AWAY	0- 1	0- 1	8- 1				
0- 2	0- 0	0- 0	NEUTRAL	0- 1	0- 1	0- 0				
8- 5	0- 0	0- 1	NON-CONFERENCE	0- 2	0- 1	8- 1				
3- 1	0- 0	0- 0	HOME	0- 0	0- 0	3- 1				
5- 2	0- 0	0- 1	AWAY	0- 1	0- 0	5- 0				
0- 2	0- 0	0- 0	NEUTRAL	0- 1	0- 1	0- 0				
6- 5	0- 0	0- 0	CONFERENCE	0- 0	0- 2	6- 3				
3- 3	0- 0	0- 0	HOME	0- 0	0- 1	3- 2				
3- 2	0- 0	0- 0	AWAY	0- 0	0- 1	3- 1				
0- 0	0- 0	0- 0	NEUTRAL	0- 0	0- 0	0- 0				

RPI S	Opponent	Score	RPI S	Opponent	Score	RPI S	Opponent	Score	RPI S	Opponent	Score	Team's RPI: 256
			48 A	Tennessee	38 88	67 A	South Fla.	53 82	113 A	Bethune-Cookman	59 88	
						71 N	Bucknell	60 70	113 H	Bethune-Cookman	59 75	
									134 N	Washington	58 75	
									171 H	Norfolk St.	80 83	
									206 H	La Salle	62 78	
									227 A	George Mason	86 75	
									252 A	Morgan St.	67 74	
									252 H	Morgan St.	52 68	
									254 A	Loyola Maryland	75 69	
									265 A	East Carolina	67 51	
									269 H	Niagara	91 42	
									293 A	UMBC	72 61	
									316 A	Hofstra	73 64	
									318 A	UMES	79 58	
									325 H	Fairleigh Dickinson	64 56	
									326 H	Saint Peter's	92 80	
									343 A	Coppin St.	66 54	
									343 H	Coppin St.	64 52	
									345 A	Florida A&M	82 56	
									345 H	Florida A&M	72 58	
									348 H	South Carolina St.	78 47	
LAST 10 Division I												
			113 A	Bethune-Cookman	59 88		345 H	Florida A&M	72 58			
			345 A	Florida A&M	82 56		252 A	Morgan St.	67 74			
			343 H	Coppin St.	64 52		348 H	South Carolina St.	78 47			
			252 H	Morgan St.	52 68		171 H	Norfolk St.	80 83			
			343 A	Coppin St.	66 54		113 H	Bethune-Cookman	59 75			

Non-Div I Games:

Howard

■ Loss,
 ■ Non-Conf,
 S Site,
 ■ Home
 ■ Away
 N Neutral

Average RPI Win:	209	WON-LOST	WINNING	LAST 10	STRENGTH OF	OPP. STRENGTH	TEAM	ADJ.	CONF.	ADJ CONF.
Average RPI Loss:	97	RECORD	PCT. RANK	GAMES	SCHEDULE	OF SCHEDULE	RPI	RPI	RPI	RPI
DIV. I ONLY	17- 6	44	10-0	148	191	54	54	22	22	
DIV. I NON-CONF.	5- 5	164	0	47	21	66	66	20	20	
TOTALS	RPI 1-25	RPI 26-50	W-L RECORDS	RPI 51-100	RPI 101-150	RPI 150+				
17- 6	0- 0	0- 1	OVERALL	3- 4	2- 0	12- 1				
9- 0	0- 0	0- 0	HOME	2- 0	0- 0	7- 0				
6- 6	0- 0	0- 1	AWAY	0- 4	1- 0	5- 1				
2- 0	0- 0	0- 0	NEUTRAL	1- 0	1- 0	0- 0				
5- 5	0- 0	0- 1	NON-CONFERENCE	3- 4	1- 0	1- 0				
3- 0	0- 0	0- 0	HOME	2- 0	0- 0	1- 0				
0- 5	0- 0	0- 1	AWAY	0- 4	0- 0	0- 0				
2- 0	0- 0	0- 0	NEUTRAL	1- 0	1- 0	0- 0				
12- 1	0- 0	0- 0	CONFERENCE	0- 0	1- 0	11- 1				
6- 0	0- 0	0- 0	HOME	0- 0	0- 0	6- 0				
6- 1	0- 0	0- 0	AWAY	0- 0	1- 0	5- 1				
0- 0	0- 0	0- 0	NEUTRAL	0- 0	0- 0	0- 0				

RPI 1-25				RPI 26-50				RPI 51-100				Team's RPI: 54	RPI 101+			
RPI	S	Opponent	Score	RPI	S	Opponent	Score	RPI	S	Opponent	Score		RPI	S	Opponent	Score
				46	A	UNI	50 51	52	A	Ohio	64 70		137	N	Elon	59 53
								61	N	St. John's (NY)	85 78		139	A	Green Bay	54 42
								68	A	UT Martin	51 57		157	H	Wright St.	80 60
								70	H	Ball St.	65 48		191	A	Cleveland St.	78 53
								73	A	Miami (FL)	65 74		191	H	Cleveland St.	58 48
								85	H	Southern Ill.	81 78		202	H	Northern Ky.	89 61
								93	A	Butler	61 64		236	A	Milwaukee	75 52
													247	A	Youngstown St.	73 75
													247	H	Youngstown St.	77 69
													271	H	Eastern Ky.	72 42
													281	A	Oakland	89 63
													281	H	Oakland	76 41
													330	A	Detroit Mercy	95 54
													330	H	Detroit Mercy	82 45
													342	A	UIC	88 49
LAST 10 Division I																
				281	A	Oakland	89 63					236	A	Milwaukee	75 52	
				330	A	Detroit Mercy	95 54					139	A	Green Bay	54 42	
				247	H	Youngstown St.	77 69					157	H	Wright St.	80 60	
				191	H	Cleveland St.	58 48					202	H	Northern Ky.	89 61	
				342	A	UIC	88 49					330	H	Detroit Mercy	82 45	

Non-Div I Games: Ind.-Northwest 103 45

IUPUI

Average RPI Win: 223	WON-LOST	WINNING	LAST 10	STRENGTH OF	OPP. STRENGTH	TEAM	ADJ.	CONF.	ADJ CONF.
Average RPI Loss: 130	RECORD	PCT. RANK	GAMES	SCHEDULE	OF SCHEDULE	RPI	RPI	RPI	RPI
DIV. I ONLY	13- 8	97	6-4	185	173	122	122	18	18
DIV. I NON-CONF.	5- 4	140	0	136	124	103	103	17	17
TOTALS	RPI 1-25	RPI 26-50	W-L RECORDS	RPI 51-100	RPI 101-150	RPI 150+			
13- 8	0- 0	0- 2	OVERALL	1- 2	1- 0	11- 4			
7- 2	0- 0	0- 0	HOME	0- 1	0- 0	7- 1			
6- 4	0- 0	0- 1	AWAY	1- 1	1- 0	4- 2			
0- 2	0- 0	0- 1	NEUTRAL	0- 0	0- 0	0- 1			
5- 4	0- 0	0- 2	NON-CONFERENCE	0- 1	1- 0	4- 1			
2- 0	0- 0	0- 0	HOME	0- 0	0- 0	2- 0			
3- 2	0- 0	0- 1	AWAY	0- 1	1- 0	2- 0			
0- 2	0- 0	0- 1	NEUTRAL	0- 0	0- 0	0- 1			
8- 4	0- 0	0- 0	CONFERENCE	1- 1	0- 0	7- 3			
5- 2	0- 0	0- 0	HOME	0- 1	0- 0	5- 1			
3- 2	0- 0	0- 0	AWAY	1- 0	0- 0	2- 2			
0- 0	0- 0	0- 0	NEUTRAL	0- 0	0- 0	0- 0			

RPI S	Opponent	Score	RPI S	Opponent	Score	RPI S	Opponent	Score	RPI S	Opponent	Score	Team's RPI: 122
33	N Old Dominion	55 67	67	A South Fla.	64 67	119	A San Diego	65 32				
50	A Oklahoma St.	47 62	91	A Montana St.	69 68	167	A Southern Utah	71 56				
			91	H Montana St.	56 62	175	A Montana	60 69				
						175	H Montana	52 51				
						178	H Hawaii	67 52				
						185	H Northern Ariz.	70 71				
						199	H Idaho St.	62 56				
						207	A Portland St.	53 74				
						213	A Northern Colo.	57 46				
						230	N Lamar University	44 47				
						243	A San Francisco	66 60				
						268	H Colorado St.	61 54				
						306	H Eastern Wash.	69 60				
						308	H Sacramento St.	70 44				
						310	A Seattle U	90 84				
						319	H Weber St.	70 50				
LAST 10 Division I												
175	A Montana	60 69	213	A Northern Colo.	57 46							
91	H Montana St.	56 62	175	H Montana	52 51							
308	H Sacramento St.	70 44	306	H Eastern Wash.	69 60							
185	H Northern Ariz.	70 71	91	A Montana St.	69 68							
167	A Southern Utah	71 56	207	A Portland St.	53 74							

Non-Div I Games:

Idaho

■ Loss,
 ■ Non-Conf,
 ■ S Site,
 ■ H Home
 ■ A Away
 N Neutral

RPI 1-25				RPI 26-50				RPI 51-100				RPI 101+				Team's RPI: 199	
RPI	S	Opponent	Score	RPI	S	Opponent	Score	RPI	S	Opponent	Score	RPI	S	Opponent	Score		
				28	A	Arizona St.	69 74	91	A	Montana St.	59 67	122	A	Idaho	56 62		
				37	A	Duke	66 85					167	A	Southern Utah	65 72		
				50	A	Oklahoma St.	52 70					167	H	Southern Utah	73 54		
												175	A	Montana	67 53		
												185	A	Northern Ariz.	79 76		
												185	H	Northern Ariz.	59 70		
												207	H	Portland St.	64 69		
												213	H	Northern Colo.	59 39		
												277	A	Utah St.	61 69		
												290	H	California Baptist	68 74		
												306	A	Eastern Wash.	67 47		
												308	A	Sacramento St.	75 51		
												308	H	Sacramento St.	80 62		
												310	H	Seattle U	73 48		
												319	A	Weber St.	65 54		
												324	A	Utah Valley	88 61		
LAST 10 Division I																	
				308	A	Sacramento St.	75 51	175	A	Montana	67 53						
				185	A	Northern Ariz.	79 76	207	H	Portland St.	64 69						
				167	H	Southern Utah	73 54	319	A	Weber St.	65 54						
				213	H	Northern Colo.	59 39	185	H	Northern Ariz.	59 70						
				91	A	Montana St.	59 67	167	A	Southern Utah	65 72						

Non-Div I Games:	Arizona Christian	93	36	Montana Tech	83	57
------------------	-------------------	----	----	--------------	----	----

Page 118

Average RPI Win:	232	WON-LOST	WINNING	LAST 10	STRENGTH OF	OPP. STRENGTH	TEAM	ADJ.	CONF.	ADJ CONF.
Average RPI Loss:	43	RECORD	PCT. RANK	GAMES	SCHEDULE	OF SCHEDULE	RPI	RPI	RPI	RPI
DIV. I ONLY	11- 12	189	2-8	114	60	172	172	2	2	
DIV. I NON-CONF.	9- 2	37	0	329	287	165	165	2	2	
TOTALS	RPI 1-25	RPI 26-50	W-L RECORDS	RPI 51-100	RPI 101-150	RPI 150+				
11- 12	0- 4	0- 5	OVERALL	1- 2	2- 1	8- 0				
9- 6	0- 2	0- 2	HOME	1- 1	1- 1	7- 0				
2- 6	0- 2	0- 3	AWAY	0- 1	1- 0	1- 0				
0- 0	0- 0	0- 0	NEUTRAL	0- 0	0- 0	0- 0				
9- 2	0- 0	0- 0	NON-CONFERENCE	0- 2	2- 0	7- 0				
8- 1	0- 0	0- 0	HOME	0- 1	1- 0	7- 0				
1- 1	0- 0	0- 0	AWAY	0- 1	1- 0	0- 0				
0- 0	0- 0	0- 0	NEUTRAL	0- 0	0- 0	0- 0				
2- 10	0- 4	0- 5	CONFERENCE	1- 0	0- 1	1- 0				
1- 5	0- 2	0- 2	HOME	1- 0	0- 1	0- 0				
1- 5	0- 2	0- 3	AWAY	0- 0	0- 0	1- 0				
0- 0	0- 0	0- 0	NEUTRAL	0- 0	0- 0	0- 0				

RPI S	Opponent	Score	RPI S	Opponent	Score	RPI S	Opponent	Score	RPI S	Opponent	Score	Team's RPI: 172
3	H Maryland	60 79	27	A Ohio St.	47 77	57	H Minnesota	74 71	129	A Missouri	58 51	
7	A Iowa	72 108	27	H Ohio St.	58 78	78	H Illinois St.	58 74	130	H Wisconsin	64 73	
15	A Indiana	42 83	40	A Purdue	67 81	79	A North Carolina	60 85	143	H Holy Cross	78 75	
16	H Northwestern	50 77	47	A Rutgers	41 72				192	H Austin Peay	76 62	
			47	H Rutgers	51 75				200	H Merrimack	75 72	
									205	A Penn St.	70 66	
									304	H Presbyterian	71 52	
									314	H Bryant	69 55	
									327	H Evansville	59 44	
									333	H Ark.-Pine Bluff	65 50	
									350	H Chicago St.	96 66	
LAST 10 Division I												
205	A Penn St.	70 66	27	A Ohio St.	47 77							
27	H Ohio St.	58 78	40	A Purdue	67 81							
130	H Wisconsin	64 73	57	H Minnesota	74 71							
47	A Rutgers	41 72	47	H Rutgers	51 75							
3	H Maryland	60 79	15	A Indiana	42 83							

Non-Div I Games:

Illinois

Loss, Non-Conf, S Site, H Home A Away N Neutral

Average RPI Win:	188	WON-LOST	WINNING	LAST 10	STRENGTH OF	OPP. STRENGTH	TEAM	ADJ.	CONF.	ADJ CONF.
Average RPI Loss:	72	RECORD	PCT. RANK	GAMES	SCHEDULE	OF SCHEDULE	RPI	RPI	RPI	RPI
DIV. I ONLY	12- 8	110	5-5	75	122	78	78	7	7	
DIV. I NON-CONF.	7- 3	80	0	131	217	60	60	7	7	
TOTALS	RPI 1-25	RPI 26-50	W-L RECORDS	RPI 51-100	RPI 101-150	RPI 150+				
12- 8	0- 1	1- 4	OVERALL	2- 1	0- 1	9- 1				
8- 2	0- 0	1- 2	HOME	1- 0	0- 0	6- 0				
4- 6	0- 1	0- 2	AWAY	1- 1	0- 1	3- 1				
0- 0	0- 0	0- 0	NEUTRAL	0- 0	0- 0	0- 0				
7- 3	0- 0	0- 1	NON-CONFERENCE	1- 1	0- 0	6- 1				
5- 0	0- 0	0- 0	HOME	1- 0	0- 0	4- 0				
2- 3	0- 0	0- 1	AWAY	0- 1	0- 0	2- 1				
0- 0	0- 0	0- 0	NEUTRAL	0- 0	0- 0	0- 0				
5- 5	0- 1	1- 3	CONFERENCE	1- 0	0- 1	3- 0				
3- 2	0- 0	1- 2	HOME	0- 0	0- 0	2- 0				
2- 3	0- 1	0- 1	AWAY	1- 0	0- 1	1- 0				
0- 0	0- 0	0- 0	NEUTRAL	0- 0	0- 0	0- 0				

RPI	S	Opponent	Score	RPI	S	Opponent	Score	RPI	S	Opponent	Score	RPI	S	Opponent	Score
4	A	Missouri St.	74 87	29	H	Drake	67 69	68	H	UT Martin	70 47	136	A	Loyola Chicago	64 69
				36	A	Marquette	41 58	85	A	Southern Ill.	62 54	152	H	Jackson St.	77 55
				43	A	Bradley	61 76	90	A	Saint Louis	56 61	172	A	Illinois	74 58
				43	H	Bradley	62 66					173	H	Northern Ill.	69 66
				46	H	UNI	65 57					184	A	Valparaiso	72 60
												192	A	Austin Peay	72 77
												210	H	Western Ill.	78 65
												214	A	North Dakota	66 58
												283	H	Indiana St.	83 69
												327	H	Evansville	81 58
												338	H	SIUE	74 53
LAST 10 Division I															
43	H	Bradley	62 66	136	A	Loyola Chicago	64 69								
4	A	Missouri St.	74 87	184	A	Valparaiso	72 60								
85	A	Southern Ill.	62 54	43	A	Bradley	61 76								
46	H	UNI	65 57	327	H	Evansville	81 58								
29	H	Drake	67 69	283	H	Indiana St.	83 69								

Non-Div I Games: Truman 87 60

Illinois St.

Loss, Non-Conf, S Site, H Home A Away N Neutral

Average RPI Win:	245	WON-LOST	WINNING	LAST 10	STRENGTH OF	OPP. STRENGTH	TEAM	ADJ.	CONF.	ADJ CONF.
Average RPI Loss:	195	RECORD	PCT. RANK	GAMES	SCHEDULE	OF SCHEDULE	RPI	RPI	RPI	RPI
DIV. I ONLY	6- 11	259	5-5	304	250	285	285	23	23	
DIV. I NON-CONF.	0- 5	338	0	324	119	348	348	21	21	
TOTALS	RPI 1-25	RPI 26-50	W-L RECORDS	RPI 51-100	RPI 101-150	RPI 150+				
6- 11	0- 0	0- 0	OVERALL	0- 1	1- 3	5- 7				
2- 5	0- 0	0- 0	HOME	0- 0	0- 1	2- 4				
4- 6	0- 0	0- 0	AWAY	0- 1	1- 2	3- 3				
0- 0	0- 0	0- 0	NEUTRAL	0- 0	0- 0	0- 0				
0- 5	0- 0	0- 0	NON-CONFERENCE	0- 1	0- 1	0- 3				
0- 1	0- 0	0- 0	HOME	0- 0	0- 0	0- 1				
0- 4	0- 0	0- 0	AWAY	0- 1	0- 1	0- 2				
0- 0	0- 0	0- 0	NEUTRAL	0- 0	0- 0	0- 0				
6- 6	0- 0	0- 0	CONFERENCE	0- 0	1- 2	5- 4				
2- 4	0- 0	0- 0	HOME	0- 0	0- 1	2- 3				
4- 2	0- 0	0- 0	AWAY	0- 0	1- 1	3- 1				
0- 0	0- 0	0- 0	NEUTRAL	0- 0	0- 0	0- 0				

RPI S	Opponent	Score	RPI S	Opponent	Score	RPI S	Opponent	Score	RPI S	Opponent	Score	Team's RPI: 285
						52	A Ohio	41 78	103	A SFA	45 67	
									108	A Abilene Christian	71 70	
									114	H A&M-Corpus Christi	38 64	
									122	A Kansas St.	41 85	
									166	H New Orleans	55 67	
									169	A Sam Houston St.	77 74	
									215	H Central Ark.	37 47	
									221	A Southeastern La.	44 58	
									230	A Lamar University	67 48	
									260	H San Diego St.	48 57	
									268	A Colorado St.	47 75	
									294	H Nicholls St.	53 51	
									299	A UTSA	56 63	
									323	H Houston Baptist	55 60	
									332	A Northwestern St.	69 67	
									334	H McNeese	73 56	
LAST 10 Division I												
221	A	Southeastern La.	44	58	230	A	Lamar University	67	48			
169	A	Sam Houston St.	77	74	103	A	SFA	45	67			
108	A	Abilene Christian	71	70	334	H	McNeese	73	56			
323	H	Houston Baptist	55	60	166	H	New Orleans	55	67			
114	H	A&M-Corpus Christi	38	64	332	A	Northwestern St.	69	67			

Non-Div I Games: Schreiner 70 35 Tex. A&M Int'l 55 38 Paul Quinn 79 62 UNKNOWN 74 52 Incarnate Word

Average RPI Win:	119	WON-LOST	WINNING	LAST 10	STRENGTH OF	OPP. STRENGTH	TEAM	ADJ.	CONF.	ADJ CONF.
Average RPI Loss:	7	RECORD	PCT. RANK	GAMES	SCHEDULE	OF SCHEDULE	RPI	RPI	RPI	RPI
DIV. I ONLY	19- 6	41	6-4	9	12	15	15	2	2	
DIV. I NON-CONF.	10- 2	29	0	14	37	9	9	2	2	
TOTALS	RPI 1-25	RPI 26-50	W-L RECORDS	RPI 51-100	RPI 101-150	RPI 150+				
19- 6	1- 6	3- 0	OVERALL	6- 0	3- 0	6- 0				
10- 3	0- 3	1- 0	HOME	2- 0	2- 0	5- 0				
7- 2	0- 2	2- 0	AWAY	3- 0	1- 0	1- 0				
2- 1	1- 1	0- 0	NEUTRAL	1- 0	0- 0	0- 0				
10- 2	1- 2	0- 0	NON-CONFERENCE	3- 0	2- 0	4- 0				
5- 1	0- 1	0- 0	HOME	0- 0	1- 0	4- 0				
3- 0	0- 0	0- 0	AWAY	2- 0	1- 0	0- 0				
2- 1	1- 1	0- 0	NEUTRAL	1- 0	0- 0	0- 0				
9- 4	0- 4	3- 0	CONFERENCE	3- 0	1- 0	2- 0				
5- 2	0- 2	1- 0	HOME	2- 0	1- 0	1- 0				
4- 2	0- 2	2- 0	AWAY	1- 0	0- 0	1- 0				
0- 0	0- 0	0- 0	NEUTRAL	0- 0	0- 0	0- 0				

RPI	S	Opponent	Score	RPI	S	Opponent	Score	RPI	S	Opponent	Score	RPI	S	Opponent	Score
1	N	South Carolina	71 57	40	A	Purdue	66 54	57	H	Minnesota	65 52	111	H	North Florida	72 45
3	A	Maryland	62 76	40	H	Purdue	66 48	73	A	Miami (FL)	58 45	130	H	Wisconsin	75 65
3	H	Maryland	69 79	47	A	Rutgers	66 56	74	A	Nebraska	57 53	133	A	Florida	73 49
5	H	UCLA	58 68					93	A	Butler	64 53	152	H	Jackson St.	91 51
7	A	Iowa	85 91					94	N	Washington St.	78 44	172	H	Illinois	83 42
8	N	Baylor	62 77					96	H	Michigan St.	79 67	201	H	Mt. St. Mary's	75 52
16	H	Northwestern	69 71									205	A	Penn St.	76 60
LAST 10 Division I															
		74	A	Nebraska	57	53		205	A	Penn St.	76	60			
		3	H	Maryland	69	79		3	A	Maryland	62	76			
		40	A	Purdue	66	54		16	H	Northwestern	69	71			
		130	H	Wisconsin	75	65		7	A	Iowa	85	91			
		57	H	Minnesota	65	52		40	H	Purdue	66	48			

Non-Div I Games:

Indiana

■ Loss,
■ Non-Conf, S Site,
■ Home
■ Away
N Neutral

Average RPI Win:	298	WON-LOST	WINNING	LAST 10	STRENGTH OF	OPP. STRENGTH	TEAM	ADJ.	CONF.	ADJ CONF.
Average RPI Loss:	131	RECORD	PCT. RANK	GAMES	SCHEDULE	OF SCHEDULE	RPI	RPI	RPI	RPI
DIV. I ONLY	3- 20	336	1-9	91	183	283	283	7	7	
DIV. I NON-CONF.	2- 10	313	0	197	310	297	297	7	7	
TOTALS	RPI 1-25	RPI 26-50	W-L RECORDS	RPI 51-100	RPI 101-150	RPI 150+				
3- 20	0- 1	0- 3	OVERALL	0- 4	0- 5	3- 7				
1- 8	0- 1	0- 0	HOME	0- 2	0- 2	1- 3				
2- 11	0- 0	0- 3	AWAY	0- 2	0- 3	2- 3				
0- 1	0- 0	0- 0	NEUTRAL	0- 0	0- 0	0- 1				
2- 10	0- 0	0- 0	NON-CONFERENCE	0- 2	0- 3	2- 5				
0- 4	0- 0	0- 0	HOME	0- 1	0- 1	0- 2				
2- 5	0- 0	0- 0	AWAY	0- 1	0- 2	2- 2				
0- 1	0- 0	0- 0	NEUTRAL	0- 0	0- 0	0- 1				
1- 10	0- 1	0- 3	CONFERENCE	0- 2	0- 2	1- 2				
1- 4	0- 1	0- 0	HOME	0- 1	0- 1	1- 1				
0- 6	0- 0	0- 3	AWAY	0- 1	0- 1	0- 1				
0- 0	0- 0	0- 0	NEUTRAL	0- 0	0- 0	0- 0				

RPI 1-25			RPI 26-50			RPI 51-100			RPI 101+ Team's RPI: 283		
RPI	S	Opponent	Score	RPI	S	Opponent	Score	RPI	S	Opponent	Score
4	H	Missouri St.	55 76	29	A	Drake	65 105	66	A	Colorado	46 59
				43	A	Bradley	75 91	78	A	Illinois St.	69 83
				46	A	UNI	43 73	85	H	Southern Ill.	55 78
								90	H	Saint Louis	53 55
LAST 10 Division I											
184	A	Valparaiso	45 61	46	A	UNI	43 73	105	A	Pacific	66 83
136	A	Loyola Chicago	55 65	29	A	Drake	65 105	116	A	Kansas	72 84
327	H	Evansville	68 58	136	H	Loyola Chicago	51 58	128	H	Southeast Mo. St.	58 68
85	H	Southern Ill.	55 78	184	H	Valparaiso	56 75	136	A	Loyola Chicago	55 65
4	H	Missouri St.	55 76	43	A	Bradley	75 91	136	H	Loyola Chicago	51 58
								184	A	Valparaiso	45 61
								184	H	Valparaiso	56 75
								202	H	Northern Ky.	68 70
								210	A	Western Ill.	72 83
								224	A	Eastern Ill.	59 57
								240	A	Murray St.	62 70
								245	H	Marshall	60 72
								289	N	CSUN	59 67
								327	H	Evansville	68 58
								342	A	UIC	61 40

Non-Div I Games:

Indiana St.

■ Loss,
 ■ Non-Conf,
 ■ S Site,
 ■ H Home
 ■ A Away
 N Neutral

Average RPI Win: 276	WON-LOST	WINNING	LAST 10	STRENGTH OF	OPP. STRENGTH	TEAM	ADJ.	CONF.	ADJ CONF.
Average RPI Loss: 136	RECORD	PCT. RANK	GAMES	SCHEDULE	OF SCHEDULE	RPI	RPI	RPI	RPI
DIV. I ONLY	6- 14	283	4-6	99	262	228	228	24	24
DIV. I NON-CONF.	1- 8	322	0	12	203	204	204	25	25
TOTALS	RPI 1-25	RPI 26-50	W-L RECORDS	RPI 51-100	RPI 101-150	RPI 150+			
6- 14	0- 1	0- 0	OVERALL	0- 5	0- 3	6- 5			
1- 8	0- 0	0- 0	HOME	0- 3	0- 2	1- 3			
5- 4	0- 1	0- 0	AWAY	0- 2	0- 0	5- 1			
0- 2	0- 0	0- 0	NEUTRAL	0- 0	0- 1	0- 1			
1- 8	0- 1	0- 0	NON-CONFERENCE	0- 3	0- 3	1- 1			
0- 3	0- 0	0- 0	HOME	0- 1	0- 2	0- 0			
1- 3	0- 1	0- 0	AWAY	0- 2	0- 0	1- 0			
0- 2	0- 0	0- 0	NEUTRAL	0- 0	0- 1	0- 1			
5- 6	0- 0	0- 0	CONFERENCE	0- 2	0- 0	5- 4			
1- 5	0- 0	0- 0	HOME	0- 2	0- 0	1- 3			
4- 1	0- 0	0- 0	AWAY	0- 0	0- 0	4- 1			
0- 0	0- 0	0- 0	NEUTRAL	0- 0	0- 0	0- 0			

RPI 1-25				RPI 26-50				RPI 51-100				RPI 101+ Team's RPI: 228			
RPI	S	Opponent	Score	RPI	S	Opponent	Score	RPI	S	Opponent	Score	RPI	S	Opponent	Score
18	A	Central Mich.	50 70					65	H	Seton Hall	37 89	102	H	Duquesne	74 76
								75	A	Stony Brook	40 59	134	N	Washington	34 65
								81	H	Marist	56 73	149	H	Massachusetts	51 65
								86	A	Penn	42 74	180	A	Quinnipiac	75 71
								100	H	Rider	37 81	180	H	Quinnipiac	63 67
												182	N	Towson	58 75
												226	H	Fairfield	40 52
												232	A	Manhattan	32 54
												257	A	Winthrop	68 61
												269	A	Niagara	70 58
												269	H	Niagara	57 63
												284	A	Monmouth	36 33
												326	H	Saint Peter's	69 59
												339	A	Canisius	60 57
LAST 10 Division I															
269	A	Niagara	70 58	326	H	Saint Peter's	69 59								
339	A	Canisius	60 57	226	H	Fairfield	40 52								
81	H	Marist	56 73	269	H	Niagara	57 63								
180	H	Quinnipiac	63 67	284	A	Monmouth	36 33								
232	A	Manhattan	32 54	100	H	Rider	37 81								

Non-Div I Games:

Iona

■ Loss,
 ■ Non-Conf,
 ■ S Site,
 ■ H Home
 ■ A Away
 N Neutral

Average RPI Win:	102	WON-LOST	WINNING	LAST 10	STRENGTH OF	OPP. STRENGTH	TEAM	ADJ.	CONF.	ADJ CONF.
Average RPI Loss:	72	RECORD	PCT. RANK	GAMES	SCHEDULE	OF SCHEDULE	RPI	RPI	RPI	RPI
DIV. I ONLY	20- 4	22	9-1	22	14	7	7	2	2	
DIV. I NON-CONF.	9- 2	37	0	56	63	18	18	2	2	
TOTALS	RPI 1-25	RPI 26-50	W-L RECORDS	RPI 51-100	RPI 101-150	RPI 150+				
20- 4	4- 0	4- 2	OVERALL	4- 1	1- 1	7- 0				
12- 0	3- 0	2- 0	HOME	2- 0	0- 0	5- 0				
6- 3	1- 0	2- 2	AWAY	1- 1	1- 0	1- 0				
2- 1	0- 0	0- 0	NEUTRAL	1- 0	0- 1	1- 0				
9- 2	1- 0	2- 1	NON-CONFERENCE	1- 0	0- 1	5- 0				
6- 0	1- 0	1- 0	HOME	0- 0	0- 0	4- 0				
1- 1	0- 0	1- 1	AWAY	0- 0	0- 0	0- 0				
2- 1	0- 0	0- 0	NEUTRAL	1- 0	0- 1	1- 0				
11- 2	3- 0	2- 1	CONFERENCE	3- 1	1- 0	2- 0				
6- 0	2- 0	1- 0	HOME	2- 0	0- 0	1- 0				
5- 2	1- 0	1- 1	AWAY	1- 1	1- 0	1- 0				
0- 0	0- 0	0- 0	NEUTRAL	0- 0	0- 0	0- 0				

RPI	S	Opponent	Score
3	H	Maryland	66 61
15	H	Indiana	91 85
16	A	Northwestern	77 51
20	H	Princeton	77 75

RPI	S	Opponent	Score
27	H	Ohio St.	77 68
29	H	Drake	79 67
32	A	Michigan	63 78
40	A	Purdue	83 71
46	A	UNI	66 88
49	A	Iowa St.	75 69

RPI	S	Opponent	Score
57	A	Minnesota	76 75
74	A	Nebraska	69 78
74	H	Nebraska	76 60
80	N	Cincinnati	69 61
96	H	Michigan St.	74 57

RPI	S	Opponent	Score
130	A	Wisconsin	85 78
134	N	Washington	63 70
154	H	North Ala.	86 81
172	H	Illinois	108 72
181	H	Fla. Atlantic	85 53
182	N	Towson	100 72
197	H	Clemson	74 60
205	A	Penn St.	77 66
320	H	N.C. Central	102 50

LAST 10 Division I

40	A	Purdue	83 71	27	H	Ohio St.	77 68
74	H	Nebraska	76 60	130	A	Wisconsin	85 78
32	A	Michigan	63 78	57	A	Minnesota	76 75
205	A	Penn St.	77 66	15	H	Indiana	91 85
96	H	Michigan St.	74 57	3	H	Maryland	66 61

Non-Div I Games:

Iowa

■ Loss,
 ■ Non-Conf,
 ■ S Site,
 ■ H Home
 ■ A Away
 N Neutral

Average RPI Win:	146	WON-LOST	WINNING	LAST 10	STRENGTH OF	OPP. STRENGTH	TEAM	ADJ.	CONF.	ADJ CONF.
Average RPI Loss:	28	RECORD	PCT. RANK	GAMES	SCHEDULE	OF SCHEDULE	RPI	RPI	RPI	RPI
DIV. I ONLY	14- 8	90	5-5	29	39	49	49	3	3	
DIV. I NON-CONF.	8- 3	68	0	89	154	74	74	4	4	
TOTALS	RPI 1-25	RPI 26-50	W-L RECORDS	RPI 51-100	RPI 101-150	RPI 150+				
14- 8	0- 3	3- 5	OVERALL	1- 0	3- 0	7- 0				
10- 4	0- 2	2- 2	HOME	0- 0	3- 0	5- 0				
4- 4	0- 1	1- 3	AWAY	1- 0	0- 0	2- 0				
0- 0	0- 0	0- 0	NEUTRAL	0- 0	0- 0	0- 0				
8- 3	0- 1	0- 2	NON-CONFERENCE	1- 0	1- 0	6- 0				
6- 2	0- 1	0- 1	HOME	0- 0	1- 0	5- 0				
2- 1	0- 0	0- 1	AWAY	1- 0	0- 0	1- 0				
0- 0	0- 0	0- 0	NEUTRAL	0- 0	0- 0	0- 0				
6- 5	0- 2	3- 3	CONFERENCE	0- 0	2- 0	1- 0				
4- 2	0- 1	2- 1	HOME	0- 0	2- 0	0- 0				
2- 3	0- 1	1- 2	AWAY	0- 0	0- 0	1- 0				
0- 0	0- 0	0- 0	NEUTRAL	0- 0	0- 0	0- 0				

RPI S	Opponent	Score	RPI S	Opponent	Score	RPI S	Opponent	Score	RPI S	Opponent	Score
7	H Iowa	69 75	29	A Drake	81 86	64	A Alabama	75 66	109	H Texas Southern	79 59
8	A Baylor	62 83	31	H Texas	75 81				116	H Kansas	89 67
22	H TCU	74 77	39	A Oklahoma	72 81				122	H Kansas St.	73 59
			39	H Oklahoma	63 59				154	H North Ala.	80 72
			45	A West Virginia	71 79				157	H Wright St.	79 71
			46	H UNI	63 71				159	A Texas Tech	96 66
			50	A Oklahoma St.	64 63				166	H New Orleans	71 53
			50	H Oklahoma St.	74 63				237	H Southern U.	69 36
									291	A North Dakota St.	86 58
									333	H Ark.-Pine Bluff	90 40
LAST 10 Division I											
39	H Oklahoma	63 59	122	H Kansas St.	73 59						
50	H Oklahoma St.	74 63	50	A Oklahoma St.	64 63						
45	A West Virginia	71 79	22	H TCU	74 77						
8	A Baylor	62 83	39	A Oklahoma	72 81						
116	H Kansas	89 67	31	H Texas	75 81						

Non-Div I Games:

Iowa St.

■ Loss,
 ■ Non-Conf, S Site,
 ■ Home
 ■ Away
 N Neutral

Average RPI Win:	280	WON-LOST	WINNING	LAST 10	STRENGTH OF	OPP. STRENGTH	TEAM	ADJ.	CONF.	ADJ CONF.
Average RPI Loss:	100	RECORD	PCT. RANK	GAMES	SCHEDULE	OF SCHEDULE	RPI	RPI	RPI	RPI
DIV. I ONLY	13- 8	97	10-0	274	287	152	152	32	32	
DIV. I NON-CONF.	2- 8	295	0	75	41	210	210	31	31	
TOTALS	RPI 1-25	RPI 26-50	W-L RECORDS	RPI 51-100	RPI 101-150	RPI 150+				
13- 8	0- 2	0- 1	OVERALL	0- 2	1- 1	12- 2				
8- 1	0- 1	0- 0	HOME	0- 0	1- 0	7- 0				
5- 7	0- 1	0- 1	AWAY	0- 2	0- 1	5- 2				
0- 0	0- 0	0- 0	NEUTRAL	0- 0	0- 0	0- 0				
2- 8	0- 2	0- 1	NON-CONFERENCE	0- 2	0- 1	2- 2				
1- 1	0- 1	0- 0	HOME	0- 0	0- 0	1- 0				
1- 7	0- 1	0- 1	AWAY	0- 2	0- 1	1- 2				
0- 0	0- 0	0- 0	NEUTRAL	0- 0	0- 0	0- 0				
11- 0	0- 0	0- 0	CONFERENCE	0- 0	1- 0	10- 0				
7- 0	0- 0	0- 0	HOME	0- 0	1- 0	6- 0				
4- 0	0- 0	0- 0	AWAY	0- 0	0- 0	4- 0				
0- 0	0- 0	0- 0	NEUTRAL	0- 0	0- 0	0- 0				

RPI 1-25				RPI 26-50				RPI 51-100				RPI 101+ Team's RPI: 152			
RPI	S	Opponent	Score	RPI	S	Opponent	Score	RPI	S	Opponent	Score	RPI	S	Opponent	Score
9	H	Mississippi St.	53 92	43	A	Bradley	69 78	73	A	Miami (FL)	68 83	109	H	Texas Southern	81 79
15	A	Indiana	51 91					78	A	Illinois St.	55 77	144	A	Tulane	46 82
												164	H	Louisiana	65 54
												215	A	Central Ark.	54 57
												221	A	Southeastern La.	59 63
												237	A	Southern U.	72 51
												237	H	Southern U.	60 57
												272	H	Alabama A&M	67 53
												287	H	Prairie View	53 49
												322	H	Alabama St.	94 62
												328	A	Alcorn	83 67
												328	H	Alcorn	76 66
												332	A	Northwestern St.	66 49
												333	A	Ark.-Pine Bluff	56 44
												346	H	Grambling	61 46
												351	A	Mississippi Val.	90 61
LAST 10 Division I															
237	H	Southern U.	60 57	287	H	Prairie View	53 49								
328	H	Alcorn	76 66	109	H	Texas Southern	81 79								
333	A	Ark.-Pine Bluff	56 44	237	A	Southern U.	72 51								
351	A	Mississippi Val.	90 61	328	A	Alcorn	83 67								
346	H	Grambling	61 46	272	H	Alabama A&M	67 53								

Non-Div I Games:

Jackson St.

■ Loss,
 ■ Non-Conf,
 ■ S Site,
 ■ H Home
 ■ A Away
 N Neutral

Jacksonville

Through Games Of Feb. 10, 2020

Average RPI Win:	283	WON-LOST	WINNING	LAST 10	STRENGTH OF	OPP. STRENGTH	TEAM	ADJ.	CONF.	ADJ CONF.
Average RPI Loss:	93	RECORD	PCT. RANK	GAMES	SCHEDULE	OF SCHEDULE	RPI	RPI	RPI	RPI
DIV. I ONLY	12- 10	144	6-4	249	205	196	196	16	16	
DIV. I NON-CONF.	6- 5	151	0	281	254	206	206	15	15	
TOTALS	RPI 1-25	RPI 26-50	W-L RECORDS	RPI 51-100	RPI 101-150	RPI 150+				
12- 10	0- 2	0- 0	OVERALL	0- 4	0- 2	12- 2				
6- 5	0- 1	0- 0	HOME	0- 1	0- 2	6- 1				
6- 5	0- 1	0- 0	AWAY	0- 3	0- 0	6- 1				
0- 0	0- 0	0- 0	NEUTRAL	0- 0	0- 0	0- 0				
6- 5	0- 1	0- 0	NON-CONFERENCE	0- 2	0- 1	6- 1				
3- 2	0- 0	0- 0	HOME	0- 0	0- 1	3- 1				
3- 3	0- 1	0- 0	AWAY	0- 2	0- 0	3- 0				
0- 0	0- 0	0- 0	NEUTRAL	0- 0	0- 0	0- 0				
6- 5	0- 1	0- 0	CONFERENCE	0- 2	0- 1	6- 1				
3- 3	0- 1	0- 0	HOME	0- 1	0- 1	3- 0				
3- 2	0- 0	0- 0	AWAY	0- 1	0- 0	3- 1				
0- 0	0- 0	0- 0	NEUTRAL	0- 0	0- 0	0- 0				

RPI 1-25				RPI 26-50				RPI 51-100				RPI 101+ Team's RPI: 196			
RPI	S	Opponent	Score	RPI	S	Opponent	Score	RPI	S	Opponent	Score	RPI	S	Opponent	Score
23	A	Florida St.	41 75					66	A	Colorado	44 66	111	H	North Florida	64 70
25	H	FGCU	68 81					67	A	South Fla.	39 70	113	H	Bethune-Cookman	52 53
								98	A	Liberty	76 85	154	A	North Ala.	65 76
								98	H	Liberty	59 65	154	H	North Ala.	67 56
												171	H	Norfolk St.	64 71
												208	H	Stetson	57 52
												229	A	Kennesaw St.	93 83
												274	A	Lipscomb	73 64
												286	H	FIU	77 52
												294	H	Nicholls St.	72 55
												298	A	Jacksonville St.	55 40
												317	A	Mercer	87 83
												329	A	NJIT	66 54
												329	H	NJIT	88 67
												337	H	USC Upstate	87 43
												345	A	Florida A&M	88 54
LAST 10 Division I															
				98	H	Liberty	59 65	229	A	Kennesaw St.	93 83				
				329	A	NJIT	66 54	111	H	North Florida	64 70				
				25	H	FGCU	68 81	208	H	Stetson	57 52				
				154	H	North Ala.	67 56	329	H	NJIT	88 67				
				274	A	Lipscomb	73 64	98	A	Liberty	76 85				

Non-Div I Games: Thomas (GA) 94 36 Johnson (FL) 114 35

Jacksonville

Loss, Non-Conf, S Site, H Home A Away N Neutral

Average RPI Win:	267	WON-LOST	WINNING	LAST 10	STRENGTH OF	OPP. STRENGTH	TEAM	ADJ.	CONF.	ADJ CONF.
Average RPI Loss:	185	RECORD	PCT. RANK	GAMES	SCHEDULE	OF SCHEDULE	RPI	RPI	RPI	RPI
DIV. I ONLY	8- 13	243	5-5	316	250	298	298	20	20	
DIV. I NON-CONF.	2- 7	288	0	310	274	335	335	24	24	
TOTALS	RPI 1-25	RPI 26-50	W-L RECORDS	RPI 51-100	RPI 101-150	RPI 150+				
8- 13	0- 0	0- 0	OVERALL	1- 2	0- 3	7- 8				
6- 3	0- 0	0- 0	HOME	1- 0	0- 0	5- 3				
2- 8	0- 0	0- 0	AWAY	0- 2	0- 3	2- 3				
0- 2	0- 0	0- 0	NEUTRAL	0- 0	0- 0	0- 2				
2- 7	0- 0	0- 0	NON-CONFERENCE	0- 1	0- 2	2- 4				
2- 1	0- 0	0- 0	HOME	0- 0	0- 0	2- 1				
0- 4	0- 0	0- 0	AWAY	0- 1	0- 2	0- 1				
0- 2	0- 0	0- 0	NEUTRAL	0- 0	0- 0	0- 2				
6- 6	0- 0	0- 0	CONFERENCE	1- 1	0- 1	5- 4				
4- 2	0- 0	0- 0	HOME	1- 0	0- 0	3- 2				
2- 4	0- 0	0- 0	AWAY	0- 1	0- 1	2- 2				
0- 0	0- 0	0- 0	NEUTRAL	0- 0	0- 0	0- 0				

RPI 1-25			RPI 26-50			RPI 51-100			RPI 101+			Team's RPI: 298
RPI	S	Opponent	Score	RPI	S	Opponent	Score	RPI	S	Opponent	Score	
						56	H Belmont	60 41	106	A Vanderbilt	66 88	
						58	A Troy	64 94	126	A Auburn	53 62	
						68	A UT Martin	72 86	128	A Southeast Mo. St.	52 79	
									192	H Austin Peay	57 63	
									196	H Jacksonville	40 55	
									202	N Northern Ky.	63 66	
									224	A Eastern Ill.	52 55	
									240	H Murray St.	68 51	
									248	A Morehead St.	48 67	
									248	H Morehead St.	55 69	
									271	A Eastern Ky.	43 33	
									271	H Eastern Ky.	68 54	
									274	H Lipscomb	65 63	
									281	N Oakland	55 61	
									322	A Alabama St.	63 68	
									338	A SIUE	53 44	
									340	H Tennessee St.	70 48	
									345	H Florida A&M	72 67	
LAST 10 Division I												
						68	A UT Martin	72 86	271	H Eastern Ky.	68 54	
						128	A Southeast Mo. St.	52 79	338	A SIUE	53 44	
						56	H Belmont	60 41	224	A Eastern Ill.	52 55	
						340	H Tennessee St.	70 48	192	H Austin Peay	57 63	
						248	H Morehead St.	55 69	240	H Murray St.	68 51	

Non-Div I Games: Clark Atlanta 75 46 Fort Valley St. 87 65

Jacksonville St.

Loss, Non-Conf, S Site, H Home A Away N Neutral

Average RPI Win:	174	WON-LOST	WINNING	LAST 10	STRENGTH OF	OPP. STRENGTH	TEAM	ADJ.	CONF.	ADJ CONF.
Average RPI Loss:	73	RECORD	PCT. RANK	GAMES	SCHEDULE	OF SCHEDULE	RPI	RPI	RPI	RPI
DIV. I ONLY	17- 4	28	8-2	143	88	44	44	14	14	
DIV. I NON-CONF.	9- 2	37	0	101	15	36	36	13	13	
TOTALS	RPI 1-25	RPI 26-50	W-L RECORDS	RPI 51-100	RPI 101-150	RPI 150+				
17- 4	0- 1	0- 0	OVERALL	4- 2	5- 0	8- 1				
10- 1	0- 1	0- 0	HOME	2- 0	4- 0	4- 0				
6- 3	0- 0	0- 0	AWAY	1- 2	1- 0	4- 1				
1- 0	0- 0	0- 0	NEUTRAL	1- 0	0- 0	0- 0				
9- 2	0- 1	0- 0	NON-CONFERENCE	4- 1	2- 0	3- 0				
5- 1	0- 1	0- 0	HOME	2- 0	1- 0	2- 0				
3- 1	0- 0	0- 0	AWAY	1- 1	1- 0	1- 0				
1- 0	0- 0	0- 0	NEUTRAL	1- 0	0- 0	0- 0				
8- 2	0- 0	0- 0	CONFERENCE	0- 1	3- 0	5- 1				
5- 0	0- 0	0- 0	HOME	0- 0	3- 0	2- 0				
3- 2	0- 0	0- 0	AWAY	0- 1	0- 0	3- 1				
0- 0	0- 0	0- 0	NEUTRAL	0- 0	0- 0	0- 0				

RPI 1-25				RPI 26-50				RPI 51-100				RPI 101+			
RPI	S	Opponent	Score	RPI	S	Opponent	Score	RPI	S	Opponent	Score	RPI	S	Opponent	Score
3	H	Maryland	68 70					51	A	Virginia	49 55	125	H	William & Mary	84 70
								53	N	UCF	46 43	135	A	George Washington	69 50
								55	A	Drexel	48 70	137	H	Elon	61 48
								61	H	St. John's (NY)	76 73	141	H	Robert Morris	59 32
								95	A	Villanova	56 52	146	H	Northeastern	67 54
								98	H	Liberty	76 53	182	A	Towson	75 76
												182	H	Towson	81 39
												188	A	Delaware	60 39
												242	A	Georgetown	66 59
												255	A	Col. of Charleston	87 53
												258	H	Delaware St.	83 64
												261	H	Longwood	93 53
												263	A	UNCW	66 58
												316	H	Hofstra	92 50
LAST 10 Division I															
182	H	Towson	81 39	255	A	Col. of Charleston	87 53								
55	A	Drexel	48 70	263	A	UNCW	66 58								
188	A	Delaware	60 39	182	A	Towson	75 76								
146	H	Northeastern	67 54	137	H	Elon	61 48								
316	H	Hofstra	92 50	125	H	William & Mary	84 70								

Non-Div I Games:

James Madison

Kansas

Through Games Of Feb. 10, 2020

Average RPI Win:	215	WON-LOST	WINNING	LAST 10	STRENGTH OF	OPP. STRENGTH	TEAM	ADJ.	CONF.	ADJ CONF.
Average RPI Loss:	40	RECORD	PCT. RANK	GAMES	SCHEDULE	OF SCHEDULE	RPI	RPI	RPI	RPI
DIV. I ONLY	12- 10	144	1-9	77	65	116	116	3	3	
DIV. I NON-CONF.	11- 0	1	0	308	205	58	58	4	4	
TOTALS	RPI 1-25	RPI 26-50	W-L RECORDS	RPI 51-100	RPI 101-150	RPI 150+				
12- 10	0- 4	0- 5	OVERALL	1- 0	1- 1	10- 0				
9- 5	0- 2	0- 2	HOME	0- 0	1- 1	8- 0				
2- 5	0- 2	0- 3	AWAY	1- 0	0- 0	1- 0				
1- 0	0- 0	0- 0	NEUTRAL	0- 0	0- 0	1- 0				
11- 0	0- 0	0- 0	NON-CONFERENCE	1- 0	1- 0	9- 0				
8- 0	0- 0	0- 0	HOME	0- 0	1- 0	7- 0				
2- 0	0- 0	0- 0	AWAY	1- 0	0- 0	1- 0				
1- 0	0- 0	0- 0	NEUTRAL	0- 0	0- 0	1- 0				
1- 10	0- 4	0- 5	CONFERENCE	0- 0	0- 1	1- 0				
1- 5	0- 2	0- 2	HOME	0- 0	0- 1	1- 0				
0- 5	0- 2	0- 3	AWAY	0- 0	0- 0	0- 0				
0- 0	0- 0	0- 0	NEUTRAL	0- 0	0- 0	0- 0				

RPI 1-25				RPI 26-50				RPI 51-100				RPI 101+ Team's RPI: 116			
RPI	S	Opponent	Score	RPI	S	Opponent	Score	RPI	S	Opponent	Score	RPI	S	Opponent	Score
8	A	Baylor	44 97	31	A	Texas	77 85	90	A	Saint Louis	68 60	122	H	Kansas St.	61 69
8	H	Baylor	47 90	39	H	Oklahoma	82 94					133	H	Florida	76 66
22	A	TCU	59 73	45	H	West Virginia	49 68					155	H	Saint Mary's (CA)	86 81
22	H	TCU	74 87	49	A	Iowa St.	67 89					157	N	Wright St.	74 63
				50	A	Oklahoma St.	49 67					159	H	Texas Tech	67 50
LAST 10 Division I															
22	H	TCU	74 87	31	A	Texas	77 85					181	A	Fla. Atlantic	90 60
8	A	Baylor	44 97	159	H	Texas Tech	67 50					217	H	UMass Lowell	79 44
39	H	Oklahoma	82 94	8	H	Baylor	47 90					266	H	Wofford	83 64
122	H	Kansas St.	61 69	22	A	TCU	59 73					283	H	Indiana St.	84 72
49	A	Iowa St.	67 89	45	H	West Virginia	49 68					295	H	Texas St.	68 48
												303	H	Omaha	63 48
												342	H	UIC	91 50

Non-Div I Games:

Kansas

Loss, Non-Conf, S Site, H Home A Away N Neutral

Average RPI Win:	214	WON-LOST	WINNING	LAST 10	STRENGTH OF	OPP. STRENGTH	TEAM	ADJ.	CONF.	ADJ CONF.
Average RPI Loss:	58	RECORD	PCT. RANK	GAMES	SCHEDULE	OF SCHEDULE	RPI	RPI	RPI	RPI
DIV. I ONLY	10- 11	193	4-6	45	77	122	122	3	3	
DIV. I NON-CONF.	6- 5	151	0	215	188	194	194	4	4	
TOTALS	RPI 1-25	RPI 26-50	W-L RECORDS	RPI 51-100	RPI 101-150	RPI 150+				
10- 11	0- 3	1- 5	OVERALL	0- 1	1- 1	8- 1				
7- 5	0- 1	1- 3	HOME	0- 0	0- 1	6- 0				
3- 4	0- 2	0- 2	AWAY	0- 0	1- 0	2- 0				
0- 2	0- 0	0- 0	NEUTRAL	0- 1	0- 0	0- 1				
6- 5	0- 1	0- 1	NON-CONFERENCE	0- 1	0- 1	6- 1				
5- 1	0- 0	0- 0	HOME	0- 0	0- 1	5- 0				
1- 2	0- 1	0- 1	AWAY	0- 0	0- 0	1- 0				
0- 2	0- 0	0- 0	NEUTRAL	0- 1	0- 0	0- 1				
4- 6	0- 2	1- 4	CONFERENCE	0- 0	1- 0	2- 0				
2- 4	0- 1	1- 3	HOME	0- 0	0- 0	1- 0				
2- 2	0- 1	0- 1	AWAY	0- 0	1- 0	1- 0				
0- 0	0- 0	0- 0	NEUTRAL	0- 0	0- 0	0- 0				

RPI 1-25				RPI 26-50				RPI 51-100				RPI 101+ Team's RPI: 122			
RPI	S	Opponent	Score	RPI	S	Opponent	Score	RPI	S	Opponent	Score	RPI	S	Opponent	Score
2	A	Oregon	51 89	31	H	Texas	63 71	96	N	Michigan St.	60 65	116	A	Kansas	69 61
8	H	Baylor	40 54	38	A	Arkansas	72 81					124	H	UT Arlington	53 57
22	A	TCU	61 65	39	H	Oklahoma	92 74					159	A	Texas Tech	76 72
				45	H	West Virginia	63 74					159	H	Texas Tech	84 70
				49	A	Iowa St.	59 73					168	N	Memphis	68 72
				50	H	Oklahoma St.	63 70					209	H	Oral Roberts	109 69
												222	A	UMKC	74 67
												285	H	Incarnate Word	85 41
												303	H	Omaha	73 48
												307	H	UTRGV	79 66
												342	H	UIC	84 40
LAST 10 Division I															
		8	H	Baylor	40	54		49	A	Iowa St.	59	73			
		159	H	Texas Tech	84	70		31	H	Texas	63	71			
		22	A	TCU	61	65		50	H	Oklahoma St.	63	70			
		116	A	Kansas	69	61		159	A	Texas Tech	76	72			
		39	H	Oklahoma	92	74		45	H	West Virginia	63	74			

Non-Div I Games:

Kansas St.

■ Loss,
 ■ Non-Conf,
 ■ S Site,
 ■ H Home
 ■ A Away
 N Neutral

Average RPI Win:	264	WON-LOST	WINNING	LAST 10	STRENGTH OF	OPP. STRENGTH	TEAM	ADJ.	CONF.	ADJ CONF.
Average RPI Loss:	131	RECORD	PCT. RANK	GAMES	SCHEDULE	OF SCHEDULE	RPI	RPI	RPI	RPI
DIV. I ONLY	9- 11	215	4-6	268	163	229	229	16	16	
DIV. I NON-CONF.	5- 5	164	0	264	236	196	196	15	15	
TOTALS	RPI 1-25	RPI 26-50	W-L RECORDS	RPI 51-100	RPI 101-150	RPI 150+				
9- 11	0- 1	0- 0	OVERALL	0- 3	0- 4	9- 3				
4- 4	0- 0	0- 0	HOME	0- 1	0- 1	4- 2				
4- 7	0- 1	0- 0	AWAY	0- 2	0- 3	4- 1				
1- 0	0- 0	0- 0	NEUTRAL	0- 0	0- 0	1- 0				
5- 5	0- 0	0- 0	NON-CONFERENCE	0- 2	0- 2	5- 1				
2- 1	0- 0	0- 0	HOME	0- 1	0- 0	2- 0				
2- 4	0- 0	0- 0	AWAY	0- 1	0- 2	2- 1				
1- 0	0- 0	0- 0	NEUTRAL	0- 0	0- 0	1- 0				
4- 6	0- 1	0- 0	CONFERENCE	0- 1	0- 2	4- 2				
2- 3	0- 0	0- 0	HOME	0- 0	0- 1	2- 2				
2- 3	0- 1	0- 0	AWAY	0- 1	0- 1	2- 0				
0- 0	0- 0	0- 0	NEUTRAL	0- 0	0- 0	0- 0				

RPI	S	Opponent	Score	RPI	S	Opponent	Score	RPI	S	Opponent	Score	RPI	S	Opponent	Score	Team's RPI: 229
25	A	FGCU	63 80					84	A	Georgia	65 80	102	A	Duquesne	72 75	
								88	H	Georgia Tech	47 63	111	A	North Florida	33 57	
								98	A	Liberty	66 76	111	H	North Florida	55 64	
												118	A	Campbell	51 63	
												154	H	North Ala.	59 56	
												174	H	Samford	60 55	
												196	H	Jacksonville	83 93	
												208	H	Stetson	61 67	
												263	A	UNCW	58 56	
												274	A	Lipscomb	74 66	
												274	H	Lipscomb	88 60	
												293	N	UMBC	59 44	
												296	A	Navy	62 82	
												297	A	Ga. Southern	95 69	
												317	H	Mercer	92 64	
												329	A	NJIT	77 64	
LAST 10 Division I																
274	H	Lipscomb	88 60	25	A	FGCU	63 80									
98	A	Liberty	66 76	329	A	NJIT	77 64									
111	A	North Florida	33 57	274	A	Lipscomb	74 66									
154	H	North Ala.	59 56	111	H	North Florida	55 64									
196	H	Jacksonville	83 93	208	H	Stetson	61 67									

Non-Div I Games: Middle Ga. St. 88 49

Kennesaw St.

Loss, Non-Conf, S Site, H Home A Away N Neutral

Average RPI Win:	203	WON-LOST	WINNING	LAST 10	STRENGTH OF	OPP. STRENGTH	TEAM	ADJ.	CONF.	ADJ CONF.
Average RPI Loss:	77	RECORD	PCT. RANK	GAMES	SCHEDULE	OF SCHEDULE	RPI	RPI	RPI	RPI
DIV. I ONLY	11- 9	140	5-5	104	112	110	110	10	10	
DIV. I NON-CONF.	6- 4	123	0	106	136	100	100	10	10	
TOTALS	RPI 1-25	RPI 26-50	W-L RECORDS	RPI 51-100	RPI 101-150	RPI 150+				
11- 9	0- 0	0- 3	OVERALL	1- 3	2- 2	8- 1				
5- 3	0- 0	0- 1	HOME	1- 0	1- 1	3- 1				
4- 4	0- 0	0- 1	AWAY	0- 2	1- 1	3- 0				
2- 2	0- 0	0- 1	NEUTRAL	0- 1	0- 0	2- 0				
6- 4	0- 0	0- 3	NON-CONFERENCE	0- 1	2- 0	4- 0				
2- 1	0- 0	0- 1	HOME	0- 0	1- 0	1- 0				
2- 1	0- 0	0- 1	AWAY	0- 0	1- 0	1- 0				
2- 2	0- 0	0- 1	NEUTRAL	0- 1	0- 0	2- 0				
5- 5	0- 0	0- 0	CONFERENCE	1- 2	0- 2	4- 1				
3- 2	0- 0	0- 0	HOME	1- 0	0- 1	2- 1				
2- 3	0- 0	0- 0	AWAY	0- 2	0- 1	2- 0				
0- 0	0- 0	0- 0	NEUTRAL	0- 0	0- 0	0- 0				

RPI S	Opponent	Score	RPI S	Opponent	Score	RPI S	Opponent	Score	RPI S	Opponent	Score	Team's RPI: 110
27	H Ohio St.	65 75	52	A Ohio	57 63	102	A Duquesne	77 75				
32	N Michigan	53 88	58	N Troy	64 71	107	H Buffalo	44 57				
40	A Purdue	64 77	70	A Ball St.	62 66	141	H Robert Morris	82 81				
			70	H Ball St.	69 68	147	A Toledo	60 69				
						163	H Eastern Mich.	69 74				
						165	A Miami (OH)	78 75				
						173	A Northern Ill.	79 71				
						176	H Western Mich.	75 63				
						247	A Youngstown St.	82 73				
						251	H Bowling Green	61 47				
						282	H St. Bonaventure	81 58				
						297	N Ga. Southern	62 48				
						331	N Purdue Fort Wayne	75 67				
LAST 10 Division I												
52	A Ohio	57 63	165	A Miami (OH)	78 75							
251	H Bowling Green	61 47	173	A Northern Ill.	79 71							
147	A Toledo	60 69	176	H Western Mich.	75 63							
70	H Ball St.	69 68	163	H Eastern Mich.	69 74							
107	H Buffalo	44 57	70	A Ball St.	62 66							

Non-Div I Games: Hiram

92 36

Kent St.

Kentucky

Through Games Of Feb. 10, 2020

Average RPI Win:	141	WON-LOST	WINNING	LAST 10	STRENGTH OF	OPP. STRENGTH	TEAM	ADJ.	CONF.	ADJ CONF.
Average RPI Loss:	42	RECORD	PCT. RANK	GAMES	SCHEDULE	OF SCHEDULE	RPI	RPI	RPI	RPI
DIV. I ONLY	18- 5	36	7-3	54	41	26	26	4	4	
DIV. I NON-CONF.	11- 1	13	0	163	104	48	48	5	5	
TOTALS	RPI 1-25	RPI 26-50	W-L RECORDS	RPI 51-100	RPI 101-150	RPI 150+				
18- 5	1- 3	1- 1	OVERALL	5- 0	4- 1	7- 0				
12- 2	1- 1	1- 0	HOME	2- 0	1- 1	7- 0				
6- 3	0- 2	0- 1	AWAY	3- 0	3- 0	0- 0				
0- 0	0- 0	0- 0	NEUTRAL	0- 0	0- 0	0- 0				
11- 1	0- 1	0- 0	NON-CONFERENCE	3- 0	1- 0	7- 0				
8- 1	0- 1	0- 0	HOME	1- 0	0- 0	7- 0				
3- 0	0- 0	0- 0	AWAY	2- 0	1- 0	0- 0				
0- 0	0- 0	0- 0	NEUTRAL	0- 0	0- 0	0- 0				
7- 4	1- 2	1- 1	CONFERENCE	2- 0	3- 1	0- 0				
4- 1	1- 0	1- 0	HOME	1- 0	1- 1	0- 0				
3- 3	0- 2	0- 1	AWAY	1- 0	2- 0	0- 0				
0- 0	0- 0	0- 0	NEUTRAL	0- 0	0- 0	0- 0				

RPI 1-25				RPI 26-50				Team's RPI: 26				RPI 51-100				RPI 101+			
RPI	S	Opponent	Score	RPI	S	Opponent	Score	RPI	S	Opponent	Score	RPI	S	Opponent	Score	RPI	S	Opponent	Score
1	A	South Carolina	72 99	38	A	Arkansas	85 103	51	A	Virginia	50 47	126	H	Auburn	68 61				
12	H	Louisville	66 67	48	H	Tennessee	80 76	60	A	Middle Tenn.	67 52	129	A	Missouri	62 47				
17	H	Texas A&M	76 54					64	A	Alabama	81 71	133	A	Florida	65 45				
24	A	LSU	59 65					64	H	Alabama	66 62	133	H	Florida	62 70				
								77	H	Charlotte	86 39	140	A	California	63 61				
												174	H	Samford	79 49				
												192	H	Austin Peay	81 52				
												201	H	Mt. St. Mary's	67 44				
												208	H	Stetson	67 48				
												248	H	Morehead St.	79 54				
												257	H	Winthrop	91 36				
												346	H	Grambling	81 35				
LAST 10 Division I																			
				38	A	Arkansas	85 103	24	A	LSU	59 65								
				64	H	Alabama	66 62	17	H	Texas A&M	76 54								
				133	H	Florida	62 70	133	A	Florida	65 45								
				129	A	Missouri	62 47	64	A	Alabama	81 71								
				126	H	Auburn	68 61	48	H	Tennessee	80 76								

Non-Div I Games:

Kentucky

■ Loss,
 ■ Non-Conf, S Site,
 ■ Home
 ■ Away
 N Neutral

Average RPI Win: 287		WON-LOST	WINNING	LAST 10	STRENGTH OF	OPP. STRENGTH	TEAM	ADJ.	CONF.	ADJ CONF.
Average RPI Loss: 233		RECORD	PCT. RANK	GAMES	SCHEDULE	OF SCHEDULE	RPI	RPI	RPI	RPI
DIV. I ONLY		5- 17	310	4-6	279	350	335	335	30	30
DIV. I NON-CONF.		1- 10	329	0	275	349	343	343	30	30
TOTALS		RPI 1-25	RPI 26-50	W-L RECORDS	RPI 51-100	RPI 101-150	RPI 150+			
5- 17	0- 0		0- 0	OVERALL	0- 1	0- 1	5- 15			
4- 9	0- 0		0- 0	HOME	0- 1	0- 1	4- 7			
1- 8	0- 0		0- 0	AWAY	0- 0	0- 0	1- 8			
0- 0	0- 0		0- 0	NEUTRAL	0- 0	0- 0	0- 0			
1- 10	0- 0		0- 0	NON-CONFERENCE	0- 1	0- 0	1- 9			
1- 6	0- 0		0- 0	HOME	0- 1	0- 0	1- 5			
0- 4	0- 0		0- 0	AWAY	0- 0	0- 0	0- 4			
0- 0	0- 0		0- 0	NEUTRAL	0- 0	0- 0	0- 0			
4- 7	0- 0		0- 0	CONFERENCE	0- 0	0- 1	4- 6			
3- 3	0- 0		0- 0	HOME	0- 0	0- 1	3- 2			
1- 4	0- 0		0- 0	AWAY	0- 0	0- 0	1- 4			
0- 0	0- 0		0- 0	NEUTRAL	0- 0	0- 0	0- 0			

RPI 1-25				RPI 26-50				RPI 51-100				RPI 101+				Team's RPI: 335	
RPI	S	Opponent	Score	RPI	S	Opponent	Score	RPI	S	Opponent	Score	RPI	S	Opponent	Score		
								75	H	Stony Brook	49	80	141	H	Robert Morris	59	70
												160	A	Lafayette	60	65	
												189	A	Rhode Island	56	79	
												191	H	Cleveland St.	49	79	
												200	A	Merrimack	68	60	
												200	H	Merrimack	63	66	
												201	A	Mt. St. Mary's	57	75	
												201	H	Mt. St. Mary's	57	77	
												217	A	UMass Lowell	56	65	
												226	H	Fairfield	51	53	
												250	H	Saint Francis (PA)	71	53	
												276	A	Wagner	61	63	
												300	A	Army West Point	60	67	
												305	H	Vermont	62	73	
												313	A	St. Francis Brooklyn	63	88	
												314	A	Bryant	53	57	
												316	H	Hofstra	85	46	
												320	H	N.C. Central	59	61	
												325	H	Fairleigh Dickinson	68	63	
												326	H	Saint Peter's	74	89	
												344	H	Central Conn. St.	63	61	
LAST 10 Division I																	
				201	H	Mt. St. Mary's	57	77	276	A	Wagner	61	63				
				200	H	Merrimack	63	66	314	A	Bryant	53	57				
				200	A	Merrimack	68	60	344	H	Central Conn. St.	63	61				
				250	H	Saint Francis (PA)	71	53	325	H	Fairleigh Dickinson	68	63				
				141	H	Robert Morris	59	70	313	A	St. Francis Brooklyn	63	88				

Non-Div I Games:

LIU Brooklyn

Loss, Non-Conf, S Site, H Home A Away N Neutral

Average RPI Win:	212	WON-LOST	WINNING	LAST 10	STRENGTH OF	OPP. STRENGTH	TEAM	ADJ.	CONF.	ADJ CONF.
Average RPI Loss:	152	RECORD	PCT. RANK	GAMES	SCHEDULE	OF SCHEDULE	RPI	RPI	RPI	RPI
DIV. I ONLY	6- 19	308	3-7	184	129	280	280	11	11	
DIV. I NON-CONF.	3- 9	279	0	207	225	278	278	11	11	
TOTALS	RPI 1-25	RPI 26-50	W-L RECORDS	RPI 51-100	RPI 101-150	RPI 150+				
6- 19	0- 2	0- 1	OVERALL	0- 2	0- 5	6- 9				
3- 8	0- 0	0- 1	HOME	0- 1	0- 2	3- 4				
3- 9	0- 2	0- 0	AWAY	0- 0	0- 2	3- 5				
0- 2	0- 0	0- 0	NEUTRAL	0- 1	0- 1	0- 0				
3- 9	0- 1	0- 1	NON-CONFERENCE	0- 1	0- 1	3- 5				
1- 4	0- 0	0- 1	HOME	0- 0	0- 0	1- 3				
2- 3	0- 1	0- 0	AWAY	0- 0	0- 0	2- 2				
0- 2	0- 0	0- 0	NEUTRAL	0- 1	0- 1	0- 0				
3- 10	0- 1	0- 0	CONFERENCE	0- 1	0- 4	3- 4				
2- 4	0- 0	0- 0	HOME	0- 1	0- 2	2- 1				
1- 6	0- 1	0- 0	AWAY	0- 0	0- 2	1- 3				
0- 0	0- 0	0- 0	NEUTRAL	0- 0	0- 0	0- 0				

RPI 1-25				RPI 26-50				RPI 51-100				RPI 101+ Team's RPI: 280			
RPI	S	Opponent	Score	RPI	S	Opponent	Score	RPI	S	Opponent	Score	RPI	S	Opponent	Score
5	A	UCLA	52 74	41	H	Yale	65 81	69	H	BYU	44 59	105	A	Pacific	67 76
11	A	Gonzaga	52 78					70	N	Ball St.	72 77	105	H	Pacific	70 87
												119	H	San Diego	59 67
												142	N	Providence	45 48
												145	A	Portland	49 74
												155	A	Saint Mary's (CA)	70 86
												155	H	Saint Mary's (CA)	61 70
												178	H	Hawaii	65 51
												186	A	Pepperdine	84 77
												194	A	New Mexico	73 72
												203	A	Santa Clara	60 76
												203	H	Santa Clara	75 59
												234	H	Cal St. Fullerton	74 79
												242	H	Georgetown	53 64
												243	A	San Francisco	68 70
												243	H	San Francisco	76 69
												246	A	Tulsa	56 75
												267	A	Long Beach St.	70 57
												289	H	CSUN	54 56
												302	A	UC Irvine	65 80
LAST 10 Division I															
243	A	San Francisco	68 70	145	A	Portland	49 74								
203	A	Santa Clara	60 76	186	A	Pepperdine	84 77								
105	H	Pacific	70 87	203	H	Santa Clara	75 59								
155	H	Saint Mary's (CA)	61 70	243	H	San Francisco	76 69								
11	A	Gonzaga	52 78	155	A	Saint Mary's (CA)	70 86								

Non-Div I Games: Cal St. San B'dino 94 46

LMU (CA)

■ Loss,
 ■ Non-Conf,
 ■ S Site,
 ■ Home
 ■ Away
 N Neutral

Average RPI Win:	138	WON-LOST	WINNING	LAST 10	STRENGTH OF	OPP. STRENGTH	TEAM	ADJ.	CONF.	ADJ CONF.
Average RPI Loss:	50	RECORD	PCT. RANK	GAMES	SCHEDULE	OF SCHEDULE	RPI	RPI	RPI	RPI
DIV. I ONLY	17- 5	38	7-3	55	29	24	24	4	4	
DIV. I NON-CONF.	10- 2	29	0	112	71	39	39	5	5	
TOTALS	RPI 1-25	RPI 26-50	W-L RECORDS	RPI 51-100	RPI 101-150	RPI 150+				
17- 5	3- 2	2- 2	OVERALL	2- 0	3- 1	7- 0				
10- 1	1- 1	2- 0	HOME	1- 0	1- 0	5- 0				
5- 4	2- 1	0- 2	AWAY	0- 0	2- 1	1- 0				
2- 0	0- 0	0- 0	NEUTRAL	1- 0	0- 0	1- 0				
10- 2	1- 1	1- 1	NON-CONFERENCE	1- 0	1- 0	6- 0				
5- 1	0- 1	1- 0	HOME	0- 0	0- 0	4- 0				
3- 1	1- 0	0- 1	AWAY	0- 0	1- 0	1- 0				
2- 0	0- 0	0- 0	NEUTRAL	1- 0	0- 0	1- 0				
7- 3	2- 1	1- 1	CONFERENCE	1- 0	2- 1	1- 0				
5- 0	1- 0	1- 0	HOME	1- 0	1- 0	1- 0				
2- 3	1- 1	0- 1	AWAY	0- 0	1- 1	0- 0				
0- 0	0- 0	0- 0	NEUTRAL	0- 0	0- 0	0- 0				

RPI 1-25				RPI 26-50				RPI 51-100				RPI 101+			
RPI	S	Opponent	Score	RPI	S	Opponent	Score	RPI	S	Opponent	Score	RPI	S	Opponent	Score
9	A	Mississippi St.	60 64	26	H	Kentucky	65 59	64	H	Alabama	71 60	129	A	Missouri	65 69
17	A	Texas A&M	57 54	39	A	Oklahoma	68 90	96	N	Michigan St.	58 56	129	H	Missouri	66 58
17	H	Texas A&M	59 58	47	H	Rutgers	64 58					133	A	Florida	77 68
23	H	Florida St.	62 70	48	A	Tennessee	58 63					144	A	Tulane	59 54
25	A	FGCU	74 63									166	H	New Orleans	83 49
												168	N	Memphis	89 58
												183	A	Little Rock	65 50
												221	H	Southeastern La.	62 52
												279	H	Ole Miss	52 44
												294	H	Nicholls St.	63 32
												345	H	Florida A&M	73 45
LAST 10 Division I															
129	H	Missouri	66 58	9	A	Mississippi St.	60 64								
17	H	Texas A&M	59 58	279	H	Ole Miss	52 44								
133	A	Florida	77 68	17	A	Texas A&M	57 54								
48	A	Tennessee	58 63	129	A	Missouri	65 69								
26	H	Kentucky	65 59	64	H	Alabama	71 60								

Non-Div I Games:

LSU

Average RPI Win:	232	WON-LOST	WINNING	LAST 10	STRENGTH OF	OPP. STRENGTH	TEAM	ADJ.	CONF.	ADJ CONF.
Average RPI Loss:	115	RECORD	PCT. RANK	GAMES	SCHEDULE	OF SCHEDULE	RPI	RPI	RPI	RPI
DIV. I ONLY	9- 14	240	3-7	116	168	206	206	12	12	
DIV. I NON-CONF.	6- 7	182	0	113	288	163	163	12	12	
TOTALS	RPI 1-25	RPI 26-50	W-L RECORDS	RPI 51-100	RPI 101-150	RPI 150+				
9- 14	0- 0	0- 0	OVERALL	0- 8	1- 5	8- 1				
5- 7	0- 0	0- 0	HOME	0- 5	1- 2	4- 0				
3- 7	0- 0	0- 0	AWAY	0- 3	0- 3	3- 1				
1- 0	0- 0	0- 0	NEUTRAL	0- 0	0- 0	1- 0				
6- 7	0- 0	0- 0	NON-CONFERENCE	0- 5	1- 1	5- 1				
2- 4	0- 0	0- 0	HOME	0- 3	1- 1	1- 0				
3- 3	0- 0	0- 0	AWAY	0- 2	0- 0	3- 1				
1- 0	0- 0	0- 0	NEUTRAL	0- 0	0- 0	1- 0				
3- 7	0- 0	0- 0	CONFERENCE	0- 3	0- 4	3- 0				
3- 3	0- 0	0- 0	HOME	0- 2	0- 1	3- 0				
0- 4	0- 0	0- 0	AWAY	0- 1	0- 3	0- 0				
0- 0	0- 0	0- 0	NEUTRAL	0- 0	0- 0	0- 0				

RPI S	Opponent	Score	RPI S	Opponent	Score	RPI S	Opponent	Score	RPI S	Opponent	Score	Team's RPI: 206
						55	A Drexel	31 69	101	H Harvard	75 69	
						62	H Dayton	58 98	102	A Duquesne	56 82	
						72	H Temple	69 72	131	A Richmond	61 63	
						86	H Penn	49 65	131	H Richmond	61 67	
						90	H Saint Louis	61 77	141	H Robert Morris	68 71	
						95	H Villanova	69 77	149	A Massachusetts	62 76	
						97	A Fordham	45 62	171	A Norfolk St.	55 52	
						100	A Rider	43 70	205	A Penn St.	69 67	
									212	H Saint Joseph's	67 59	
									227	H George Mason	77 65	
									256	A Howard	78 62	
									282	H St. Bonaventure	67 61	
									293	N UMBC	74 58	
									296	A Navy	46 61	
									343	H Coppin St.	79 46	
LAST 10 Division I												
			131	H Richmond	61 67	282	H St. Bonaventure	67 61				
			97	A Fordham	45 62	149	A Massachusetts	62 76				
			227	H George Mason	77 65	102	A Duquesne	56 82				
			212	H Saint Joseph's	67 59	90	H Saint Louis	61 77				
			131	A Richmond	61 63	62	H Dayton	58 98				

Non-Div I Games:

La Salle

■ Loss,
 ■ Non-Conf,
 ■ S Site,
 ■ H Home
 ■ A Away
 N Neutral

Average RPI Win:	326	WON-LOST	WINNING	LAST 10	STRENGTH OF	OPP. STRENGTH	TEAM	ADJ.	CONF.	ADJ CONF.
Average RPI Loss:	219	RECORD	PCT. RANK	GAMES	SCHEDULE	OF SCHEDULE	RPI	RPI	RPI	RPI
DIV. I ONLY	3- 19	330	1-9	341	305	347	347	21	21	
DIV. I NON-CONF.	2- 9	304	0	349	342	351	351	19	19	
TOTALS	RPI 1-25	RPI 26-50	W-L RECORDS	RPI 51-100	RPI 101-150	RPI 150+				
3- 19	0- 0	0- 0	OVERALL	0- 2	0- 1	3- 16				
2- 7	0- 0	0- 0	HOME	0- 1	0- 0	2- 6				
1- 12	0- 0	0- 0	AWAY	0- 1	0- 1	1- 10				
0- 0	0- 0	0- 0	NEUTRAL	0- 0	0- 0	0- 0				
2- 9	0- 0	0- 0	NON-CONFERENCE	0- 0	0- 0	2- 9				
2- 3	0- 0	0- 0	HOME	0- 0	0- 0	2- 3				
0- 6	0- 0	0- 0	AWAY	0- 0	0- 0	0- 6				
0- 0	0- 0	0- 0	NEUTRAL	0- 0	0- 0	0- 0				
1- 10	0- 0	0- 0	CONFERENCE	0- 2	0- 1	1- 7				
0- 4	0- 0	0- 0	HOME	0- 1	0- 0	0- 3				
1- 6	0- 0	0- 0	AWAY	0- 1	0- 1	1- 4				
0- 0	0- 0	0- 0	NEUTRAL	0- 0	0- 0	0- 0				

RPI S	Opponent	Score	RPI S	Opponent	Score	RPI S	Opponent	Score	RPI S	Opponent	Score	Team's RPI: 347
						58	A Troy	65 77	124	A UT Arlington	34 72	
						58	H Troy	65 72	159	A Texas Tech	38 83	
									162	A Tennessee Tech	68 75	
									164	A Louisiana	55 68	
									183	H Little Rock	50 70	
									220	H Southern Miss.	42 57	
									221	H Southeastern La.	52 65	
									235	A South Alabama	63 72	
									235	H South Alabama	39 73	
									239	H Arkansas St.	53 54	
									262	A North Texas	51 63	
									279	A Ole Miss	42 66	
									294	A Nicholls St.	59 74	
									295	A Texas St.	58 55	
									297	A Ga. Southern	47 64	
									315	A Georgia St.	52 68	
									323	H Houston Baptist	65 72	
									332	H Northwestern St.	63 54	
									334	A McNeese	69 72	
									351	H Mississippi Val.	74 66	
LAST 10 Division I												
235	H	South Alabama	39	73	124	A	UT Arlington	34	72			
58	A	Troy	65	77	295	A	Texas St.	58	55			
239	H	Arkansas St.	53	54	235	A	South Alabama	63	72			
164	A	Louisiana	55	68	58	H	Troy	65	72			
183	H	Little Rock	50	70	315	A	Georgia St.	52	68			

Non-Div I Games:

La.-Monroe

Average RPI Win:	235	WON-LOST	WINNING	LAST 10	STRENGTH OF	OPP. STRENGTH	TEAM	ADJ.	CONF.	ADJ CONF.
Average RPI Loss:	142	RECORD	PCT. RANK	GAMES	SCHEDULE	OF SCHEDULE	RPI	RPI	RPI	RPI
DIV. I ONLY	11- 10	158	6-4	167	244	160	160	15	15	
DIV. I NON-CONF.	4- 6	212	0	266	320	273	273	16	16	
TOTALS	RPI 1-25	RPI 26-50	W-L RECORDS	RPI 51-100	RPI 101-150	RPI 150+				
11- 10	0- 0	0- 0	OVERALL	1- 4	2- 3	8- 3				
8- 2	0- 0	0- 0	HOME	1- 0	2- 1	5- 1				
3- 8	0- 0	0- 0	AWAY	0- 4	0- 2	3- 2				
0- 0	0- 0	0- 0	NEUTRAL	0- 0	0- 0	0- 0				
4- 6	0- 0	0- 0	NON-CONFERENCE	0- 2	0- 1	4- 3				
3- 2	0- 0	0- 0	HOME	0- 0	0- 1	3- 1				
1- 4	0- 0	0- 0	AWAY	0- 2	0- 0	1- 2				
0- 0	0- 0	0- 0	NEUTRAL	0- 0	0- 0	0- 0				
7- 4	0- 0	0- 0	CONFERENCE	1- 2	2- 2	4- 0				
5- 0	0- 0	0- 0	HOME	1- 0	2- 0	2- 0				
2- 4	0- 0	0- 0	AWAY	0- 2	0- 2	2- 0				
0- 0	0- 0	0- 0	NEUTRAL	0- 0	0- 0	0- 0				

RPI 1-25				RPI 26-50				RPI 51-100				RPI 101+				Team's RPI: 160	
RPI	S	Opponent	Score	RPI	S	Opponent	Score	RPI	S	Opponent	Score	RPI	S	Opponent	Score		
								61	A	St. John's (NY)	44	76	102	H	Duquesne	65	73
								65	A	Seton Hall	50	74	121	A	Lehigh	66	73
								71	A	Bucknell	36	50	121	H	Lehigh	61	53
								82	A	Colgate	52	73	143	A	Holy Cross	56	57
								82	H	Colgate	55	39	150	H	Boston U.	59	57
													179	A	American	67	52
													193	A	Binghamton	64	74
													232	H	Manhattan	60	53
													254	H	Loyola Maryland	55	52
													284	A	Monmouth	44	52
													293	H	UMBC	58	65
													296	H	Navy	79	52
													300	A	Army West Point	57	52
													309	A	Albany (NY)	54	47
													325	H	Fairleigh Dickinson	61	29
													335	H	LIU Brooklyn	65	60
LAST 10 Division I																	
				121	A	Lehigh	66	73	296	H	Navy	79	52				
				179	A	American	67	52	82	A	Colgate	52	73				
				82	H	Colgate	55	39	254	H	Loyola Maryland	55	52				
				121	H	Lehigh	61	53	143	A	Holy Cross	56	57				
				300	A	Army West Point	57	52	71	A	Bucknell	36	50				

Non-Div I Games:

Lafayette

Lamar University

Through Games Of Feb. 10, 2020

Average RPI Win:	274	WON-LOST	WINNING	LAST 10	STRENGTH OF	OPP. STRENGTH	TEAM	ADJ.	CONF.	ADJ CONF.
Average RPI Loss:	140	RECORD	PCT. RANK	GAMES	SCHEDULE	OF SCHEDULE	RPI	RPI	RPI	RPI
DIV. I ONLY	7- 13	260	3-7	139	254	230	230	23	23	
DIV. I NON-CONF.	2- 5	259	0	30	101	156	156	21	21	
TOTALS	RPI 1-25	RPI 26-50	W-L RECORDS	RPI 51-100	RPI 101-150	RPI 150+				
7- 13	0- 2	0- 1	OVERALL	0- 0	1- 4	6- 6				
3- 5	0- 0	0- 0	HOME	0- 0	0- 2	3- 3				
3- 8	0- 2	0- 1	AWAY	0- 0	0- 2	3- 3				
1- 0	0- 0	0- 0	NEUTRAL	0- 0	1- 0	0- 0				
2- 5	0- 2	0- 1	NON-CONFERENCE	0- 0	1- 0	1- 2				
1- 1	0- 0	0- 0	HOME	0- 0	0- 0	1- 1				
0- 4	0- 2	0- 1	AWAY	0- 0	0- 0	0- 1				
1- 0	0- 0	0- 0	NEUTRAL	0- 0	1- 0	0- 0				
5- 8	0- 0	0- 0	CONFERENCE	0- 0	0- 4	5- 4				
2- 4	0- 0	0- 0	HOME	0- 0	0- 2	2- 2				
3- 4	0- 0	0- 0	AWAY	0- 0	0- 2	3- 2				
0- 0	0- 0	0- 0	NEUTRAL	0- 0	0- 0	0- 0				

RPI 1-25				RPI 26-50				RPI 51-100				RPI 101+ Team's RPI: 230			
RPI	S	Opponent	Score	RPI	S	Opponent	Score	RPI	S	Opponent	Score	RPI	S	Opponent	Score
8	A	Baylor	28 90	50	A	Oklahoma St.	53 74					103	H	SFA	53 54
13	A	NC State	40 81									108	A	Abilene Christian	72 78
												108	H	Abilene Christian	49 75
												114	A	A&M-Corpus Christi	39 49
												122	N	Idaho	47 44
												164	H	Louisiana	63 74
												166	H	New Orleans	57 62
												169	A	Sam Houston St.	47 68
												215	A	Central Ark.	29 53
												221	A	Southeastern La.	65 57
												285	H	Incarnate Word	48 67
												292	H	Denver	71 59
												294	A	Nicholls St.	84 78
												312	A	Cal Poly	56 57
												323	H	Houston Baptist	60 53
												332	H	Northwestern St.	61 58
												334	A	McNeese	87 69
LAST 10 Division I															
108	H	Abilene Christian	49 75	114	A	A&M-Corpus Christi	39 49								
215	A	Central Ark.	29 53	169	A	Sam Houston St.	47 68								
334	A	McNeese	87 69	323	H	Houston Baptist	60 53								
103	H	SFA	53 54	294	A	Nicholls St.	84 78								
285	H	Incarnate Word	48 67	108	A	Abilene Christian	72 78								

Non-Div I Games: Howard Payne 96 36 LeTourneau 90 38

Lamar University

Loss, Non-Conf, S Site, H Home A Away N Neutral

Average RPI Win: 226	WON-LOST	WINNING	LAST 10	STRENGTH OF	OPP. STRENGTH	TEAM	ADJ.	CONF.	ADJ CONF.
Average RPI Loss: 111	RECORD	PCT. RANK	GAMES	SCHEDULE	OF SCHEDULE	RPI	RPI	RPI	RPI
DIV. I ONLY	14- 7	74	6-4	210	179	121	121	15	15
DIV. I NON-CONF.	7- 3	80	0	156	229	80	80	16	16
TOTALS	RPI 1-25	RPI 26-50	W-L RECORDS	RPI 51-100	RPI 101-150	RPI 150+			
14- 7	0- 0	0- 0	OVERALL	1- 4	2- 1	11- 2			
6- 3	0- 0	0- 0	HOME	1- 1	2- 1	3- 1			
8- 2	0- 0	0- 0	AWAY	0- 1	0- 0	8- 1			
0- 2	0- 0	0- 0	NEUTRAL	0- 2	0- 0	0- 0			
7- 3	0- 0	0- 0	NON-CONFERENCE	1- 3	1- 0	5- 0			
3- 0	0- 0	0- 0	HOME	1- 0	1- 0	1- 0			
4- 1	0- 0	0- 0	AWAY	0- 1	0- 0	4- 0			
0- 2	0- 0	0- 0	NEUTRAL	0- 2	0- 0	0- 0			
7- 4	0- 0	0- 0	CONFERENCE	0- 1	1- 1	6- 2			
3- 3	0- 0	0- 0	HOME	0- 1	1- 1	2- 1			
4- 1	0- 0	0- 0	AWAY	0- 0	0- 0	4- 1			
0- 0	0- 0	0- 0	NEUTRAL	0- 0	0- 0	0- 0			

RPI 1-25				RPI 26-50				RPI 51-100				RPI 101+				Team's RPI: 121	
RPI	S	Opponent	Score	RPI	S	Opponent	Score	RPI	S	Opponent	Score	RPI	S	Opponent	Score		
								57	A	Minnesota	49	77	135	H	George Washington	59	53
								65	H	Seton Hall	75	68	143	H	Holy Cross	57	74
								70	N	Ball St.	52	54	150	H	Boston U.	51	34
								71	H	Bucknell	50	71	160	A	Lafayette	53	61
								97	N	Fordham	57	59	160	H	Lafayette	73	66
													179	A	American	64	63
													179	H	American	56	64
													200	A	Merrimack	72	68
													201	A	Mt. St. Mary's	66	65
													254	A	Loyola Maryland	55	53
													258	A	Delaware St.	68	38
													296	A	Navy	60	53
													296	H	Navy	70	40
													300	A	Army West Point	94	65
													326	A	Saint Peter's	80	71
													344	H	Central Conn. St.	70	51
LAST 10 Division I																	
				160	H	Lafayette	73	66	71	H	Bucknell	50	71				
				300	A	Army West Point	94	65	296	A	Navy	60	53				
				179	H	American	56	64	179	A	American	64	63				
				160	A	Lafayette	53	61	150	H	Boston U.	51	34				
				143	H	Holy Cross	57	74	254	A	Loyola Maryland	55	53				

Non-Div I Games: Bloomsburg 91 43

Lehigh

■ Loss,
 ■ Non-Conf,
 ■ S Site,
 ■ H Home
 ■ A Away
 N Neutral

Average RPI Win: 209		WON-LOST	WINNING	LAST 10	STRENGTH OF	OPP. STRENGTH	TEAM	ADJ.	CONF.	ADJ CONF.
Average RPI Loss: 110		RECORD	PCT. RANK	GAMES	SCHEDULE	OF SCHEDULE	RPI	RPI	RPI	RPI
DIV. I ONLY		13- 11	154	5-5	71	188	98	98	16	16
DIV. I NON-CONF.		7- 6	161	0	70	178	99	99	15	15
TOTALS	RPI 1-25	RPI 26-50		W-L RECORDS	RPI 51-100		RPI 101-150		RPI 150+	
13- 11	0- 3	1- 2		OVERALL	0- 0		0- 1		12- 5	
4- 5	0- 1	0- 0		HOME	0- 0		0- 0		4- 4	
7- 5	0- 1	0- 2		AWAY	0- 0		0- 1		7- 1	
2- 1	0- 1	1- 0		NEUTRAL	0- 0		0- 0		1- 0	
7- 6	0- 1	1- 2		NON-CONFERENCE	0- 0		0- 0		6- 3	
1- 3	0- 0	0- 0		HOME	0- 0		0- 0		1- 3	
4- 2	0- 0	0- 2		AWAY	0- 0		0- 0		4- 0	
2- 1	0- 1	1- 0		NEUTRAL	0- 0		0- 0		1- 0	
6- 5	0- 2	0- 0		CONFERENCE	0- 0		0- 1		6- 2	
3- 2	0- 1	0- 0		HOME	0- 0		0- 0		3- 1	
3- 3	0- 1	0- 0		AWAY	0- 0		0- 1		3- 1	
0- 0	0- 0	0- 0		NEUTRAL	0- 0		0- 0		0- 0	

RPI 1-25				RPI 26-50				RPI 51-100				Team's RPI: 98				RPI 101+			
RPI	S	Opponent	Score	RPI	S	Opponent	Score	RPI	S	Opponent	Score	RPI	S	Opponent	Score	RPI	S	Opponent	Score
14	N	Oregon St.	55 68	34	A	Virginia Tech	69 73					111	A	North Florida	50 65				
25	A	FGCU	57 64	43	N	Bradley	75 63					151	H	UNC Greensboro	53 58				
25	H	FGCU	65 74	44	A	James Madison	53 76					154	A	North Ala.	75 86				
												154	H	North Ala.	71 76				
												165	N	Miami (OH)	65 53				
												170	A	Hampton	83 59				
												171	A	Norfolk St.	67 48				
												196	A	Jacksonville	65 59				
												196	H	Jacksonville	85 76				
												208	A	Stetson	57 48				
												222	A	UMKC	68 44				
												229	H	Kennesaw St.	76 66				
												233	H	Chattanooga	54 71				
												250	A	Saint Francis (PA)	71 52				
												265	H	East Carolina	81 66				
												270	H	ETSU	62 63				
												274	H	Lipscomb	64 60				
												329	A	NJIT	67 53				
LAST 10 Division I																			
				196	A	Jacksonville	65 59	208	A	Stetson	57 48								
				154	A	North Ala.	75 86	274	H	Lipscomb	64 60								
				229	H	Kennesaw St.	76 66	154	H	North Ala.	71 76								
				25	H	FGCU	65 74	196	H	Jacksonville	85 76								
				111	A	North Florida	50 65	25	A	FGCU	57 64								

Liberty

Average RPI Win:	270	WON-LOST	WINNING	LAST 10	STRENGTH OF	OPP. STRENGTH	TEAM	ADJ.	CONF.	ADJ CONF.
Average RPI Loss:	145	RECORD	PCT. RANK	GAMES	SCHEDULE	OF SCHEDULE	RPI	RPI	RPI	RPI
DIV. I ONLY	4- 19	321	2-8	97	270	274	274	16	16	
DIV. I NON-CONF.	2- 10	313	0	62	313	254	254	15	15	
TOTALS	RPI 1-25	RPI 26-50	W-L RECORDS	RPI 51-100	RPI 101-150	RPI 150+				
4- 19	0- 1	0- 0	OVERALL	0- 7	0- 1	4- 10				
1- 8	0- 0	0- 0	HOME	0- 1	0- 1	1- 6				
3- 9	0- 1	0- 0	AWAY	0- 4	0- 0	3- 4				
0- 2	0- 0	0- 0	NEUTRAL	0- 2	0- 0	0- 0				
2- 10	0- 0	0- 0	NON-CONFERENCE	0- 6	0- 0	2- 4				
1- 3	0- 0	0- 0	HOME	0- 1	0- 0	1- 2				
1- 5	0- 0	0- 0	AWAY	0- 3	0- 0	1- 2				
0- 2	0- 0	0- 0	NEUTRAL	0- 2	0- 0	0- 0				
2- 9	0- 1	0- 0	CONFERENCE	0- 1	0- 1	2- 6				
0- 5	0- 0	0- 0	HOME	0- 0	0- 1	0- 4				
2- 4	0- 1	0- 0	AWAY	0- 1	0- 0	2- 2				
0- 0	0- 0	0- 0	NEUTRAL	0- 0	0- 0	0- 0				

RPI	S	Opponent	Score	RPI	S	Opponent	Score	RPI	S	Opponent	Score	RPI	S	Opponent	Score	Team's RPI: 274
25	A	FGCU	56 82					56	H	Belmont	68 69	111	H	North Florida	60 68	
								60	A	Middle Tenn.	49 70	154	A	North Ala.	58 91	
								62	A	Dayton	60 82	154	H	North Ala.	72 84	
								68	A	UT Martin	67 83	162	A	Tennessee Tech	58 78	
								81	N	Marist	63 74	196	H	Jacksonville	64 73	
								98	A	Liberty	60 64	202	H	Northern Ky.	71 69	
								100	N	Rider	76 81	208	A	Stetson	65 59	
												208	H	Stetson	34 48	
												224	H	Eastern Ill.	56 66	
												229	A	Kennesaw St.	60 88	
												229	H	Kennesaw St.	66 74	
												240	H	Murray St.	57 67	
												298	A	Jacksonville St.	63 65	
												329	A	NJIT	65 57	
												340	A	Tennessee St.	74 64	
LAST 10 Division I																
154	A	North Ala.	58 91	329	A	NJIT	65 57									
229	A	Kennesaw St.	60 88	98	A	Liberty	60 64									
208	H	Stetson	34 48	229	H	Kennesaw St.	66 74									
196	H	Jacksonville	64 73	154	H	North Ala.	72 84									
111	H	North Florida	60 68	208	A	Stetson	65 59									

Non-Div I Games: Queens (NC) 86 45

Lipscomb

Loss, Non-Conf, S Site, H Home A Away N Neutral

Little Rock

Through Games Of Feb. 10, 2020

Average RPI Win:	266	WON-LOST	WINNING	LAST 10	STRENGTH OF	OPP. STRENGTH	TEAM	ADJ.	CONF.	ADJ CONF.
Average RPI Loss:	111	RECORD	PCT. RANK	GAMES	SCHEDULE	OF SCHEDULE	RPI	RPI	RPI	RPI
DIV. I ONLY	10- 12	210	7-3	156	157	183	183	21	21	
DIV. I NON-CONF.	2- 9	304	0	32	33	217	217	19	19	
TOTALS	RPI 1-25	RPI 26-50	W-L RECORDS	RPI 51-100	RPI 101-150	RPI 150+				
10- 12	0- 3	0- 2	OVERALL	0- 2	0- 1	10- 4				
6- 4	0- 1	0- 0	HOME	0- 1	0- 0	6- 2				
4- 8	0- 2	0- 2	AWAY	0- 1	0- 1	4- 2				
0- 0	0- 0	0- 0	NEUTRAL	0- 0	0- 0	0- 0				
2- 9	0- 3	0- 2	NON-CONFERENCE	0- 1	0- 0	2- 3				
2- 3	0- 1	0- 0	HOME	0- 0	0- 0	2- 2				
0- 6	0- 2	0- 2	AWAY	0- 1	0- 0	0- 1				
0- 0	0- 0	0- 0	NEUTRAL	0- 0	0- 0	0- 0				
8- 3	0- 0	0- 0	CONFERENCE	0- 1	0- 1	8- 1				
4- 1	0- 0	0- 0	HOME	0- 1	0- 0	4- 0				
4- 2	0- 0	0- 0	AWAY	0- 0	0- 1	4- 1				
0- 0	0- 0	0- 0	NEUTRAL	0- 0	0- 0	0- 0				

RPI 1-25				RPI 26-50				RPI 51-100				RPI 101+ Team's RPI: 183			
RPI	S	Opponent	Score	RPI	S	Opponent	Score	RPI	S	Opponent	Score	RPI	S	Opponent	Score
9	A	Mississippi St.	50 89	30	A	Western Ky.	58 77	87	A	Rice	40 66	124	A	UT Arlington	58 65
17	A	Texas A&M	35 78	38	A	Arkansas	53 86	99	H	Coastal Caro.	48 68	164	A	Louisiana	59 44
24	H	LSU	50 65									168	H	Memphis	50 68
												181	A	Fla. Atlantic	72 79
												215	H	Central Ark.	63 48
												239	H	Arkansas St.	67 58
												241	H	Louisiana Tech	38 43
												246	H	Tulsa	63 51
												249	H	Appalachian St.	68 63
												295	A	Texas St.	78 66
												297	A	Ga. Southern	65 49
												297	H	Ga. Southern	58 46
												315	A	Georgia St.	43 58
												315	H	Georgia St.	66 46
												347	A	La.-Monroe	70 50
LAST 10 Division I															
315	A	Georgia St.	43 58	239	H	Arkansas St.	67 58								
297	A	Ga. Southern	65 49	99	H	Coastal Caro.	48 68								
164	A	Louisiana	59 44	315	H	Georgia St.	66 46								
249	H	Appalachian St.	68 63	297	H	Ga. Southern	58 46								
347	A	La.-Monroe	70 50	124	A	UT Arlington	58 65								

Non-Div I Games:

Little Rock

Loss, Non-Conf, S Site, H Home A Away N Neutral

Average RPI Win:	266	WON-LOST	WINNING	LAST 10	STRENGTH OF	OPP. STRENGTH	TEAM	ADJ.	CONF.	ADJ CONF.
Average RPI Loss:	189	RECORD	PCT. RANK	GAMES	SCHEDULE	OF SCHEDULE	RPI	RPI	RPI	RPI
DIV. I ONLY	9- 12	223	5-5	321	177	267	267	28	28	
DIV. I NON-CONF.	4- 8	235	0-1	298	91	283	283	26	26	
TOTALS	RPI 1-25	RPI 26-50	W-L RECORDS	RPI 51-100	RPI 101-150	RPI 150+				
9- 12	0- 2	0- 0	OVERALL	0- 1	0- 1	9- 8				
5- 3	0- 1	0- 0	HOME	0- 0	0- 0	5- 2				
2- 9	0- 1	0- 0	AWAY	0- 1	0- 1	2- 6				
2- 0	0- 0	0- 0	NEUTRAL	0- 0	0- 0	2- 0				
4- 8	0- 2	0- 0	NON-CONFERENCE	0- 1	0- 1	4- 4				
1- 3	0- 1	0- 0	HOME	0- 0	0- 0	1- 2				
1- 5	0- 1	0- 0	AWAY	0- 1	0- 1	1- 2				
2- 0	0- 0	0- 0	NEUTRAL	0- 0	0- 0	2- 0				
5- 4	0- 0	0- 0	CONFERENCE	0- 0	0- 0	5- 4				
4- 0	0- 0	0- 0	HOME	0- 0	0- 0	4- 0				
1- 4	0- 0	0- 0	AWAY	0- 0	0- 0	1- 4				
0- 0	0- 0	0- 0	NEUTRAL	0- 0	0- 0	0- 0				

RPI 1-25				RPI 26-50				RPI 51-100				RPI 101+ Team's RPI: 267			
RPI	S	Opponent	Score	RPI	S	Opponent	Score	RPI	S	Opponent	Score	RPI	S	Opponent	Score
2	H	Oregon	45 81					83	A	Southern California	40 57	140	A	California	45 68
5	A	UCLA	51 86									161	A	UC Davis	55 57
												178	A	Hawaii	44 68
												178	H	Hawaii	62 55
												203	A	Santa Clara	54 46
												205	N	Penn St.	64 56
												234	A	Cal St. Fullerton	65 69
												277	H	Utah St.	48 56
												280	H	LMU (CA)	57 70
												288	H	UC Riverside	73 67
												289	H	CSUN	60 52
												290	A	California Baptist	70 79
												302	A	UC Irvine	56 46
												307	N	UTRGV	69 65
												310	A	Seattle U	54 66
												311	H	Air Force	74 68
												312	A	Cal Poly	41 61
												312	H	Cal Poly	72 69
LAST 10 Division I															
312	A	Cal Poly	41 61	289	H	CSUN	60 52								
178	A	Hawaii	44 68	161	A	UC Davis	55 57								
288	H	UC Riverside	73 67	234	A	Cal St. Fullerton	65 69								
302	A	UC Irvine	56 46	312	H	Cal Poly	72 69								
178	H	Hawaii	62 55	83	A	Southern California	40 57								

Non-Div I Games: Westcliff 94 47 Bethesda (CA) 90 43

Long Beach St.

Loss, Non-Conf, S Site, H Home A Away N Neutral

Average RPI Win:	274	WON-LOST	WINNING	LAST 10	STRENGTH OF	OPP. STRENGTH	TEAM	ADJ.	CONF.	ADJ CONF.
Average RPI Loss:	194	RECORD	PCT. RANK	GAMES	SCHEDULE	OF SCHEDULE	RPI	RPI	RPI	RPI
DIV. I ONLY	10- 11	193	4-6	299	310	261	261	25	25	
DIV. I NON-CONF.	4- 5	195	0	299	214	256	256	28	28	
TOTALS	RPI 1-25	RPI 26-50	W-L RECORDS	RPI 51-100	RPI 101-150	RPI 150+				
10- 11	0- 0	0- 1	OVERALL	0- 0	0- 2	10- 8				
6- 5	0- 0	0- 0	HOME	0- 0	0- 1	6- 4				
4- 6	0- 0	0- 1	AWAY	0- 0	0- 1	4- 4				
0- 0	0- 0	0- 0	NEUTRAL	0- 0	0- 0	0- 0				
4- 5	0- 0	0- 1	NON-CONFERENCE	0- 0	0- 1	4- 3				
3- 1	0- 0	0- 0	HOME	0- 0	0- 0	3- 1				
1- 4	0- 0	0- 1	AWAY	0- 0	0- 1	1- 2				
0- 0	0- 0	0- 0	NEUTRAL	0- 0	0- 0	0- 0				
6- 6	0- 0	0- 0	CONFERENCE	0- 0	0- 1	6- 5				
3- 4	0- 0	0- 0	HOME	0- 0	0- 1	3- 3				
3- 2	0- 0	0- 0	AWAY	0- 0	0- 0	3- 2				
0- 0	0- 0	0- 0	NEUTRAL	0- 0	0- 0	0- 0				

RPI 1-25			RPI 26-50			RPI 51-100			RPI 101+			Team's RPI: 261
RPI	S	Opponent	Score	RPI	S	Opponent	Score	RPI	S	Opponent	Score	
				44	A	James Madison	53 93					
								118	H	Campbell	55 70	
								133	A	Florida	54 71	
								170	A	Hampton	55 72	
								171	A	Norfolk St.	46 49	
								187	H	High Point	69 76	
								211	H	Brown	86 76	
								216	H	Radford	61 62	
								223	H	Gardner-Webb	80 70	
								244	A	UNC Asheville	54 51	
								244	H	UNC Asheville	73 56	
								257	A	Winthrop	63 74	
								258	H	Delaware St.	78 62	
								263	H	UNCW	59 58	
								265	H	East Carolina	61 64	
								266	A	Wofford	76 79	
								304	A	Presbyterian	71 60	
								304	H	Presbyterian	77 82	
								318	A	UMES	71 62	
								337	A	USC Upstate	70 62	
								341	H	Charleston So.	84 64	
LAST 10 Division I												
				304	H	Presbyterian	77 82					
				244	A	UNC Asheville	54 51					
				170	A	Hampton	55 72					
				244	H	UNC Asheville	73 56					
				257	A	Winthrop	63 74					
				187	H	High Point	69 76					
				216	H	Radford	61 62					
				337	A	USC Upstate	70 62					
				341	H	Charleston So.	84 64					
				118	H	Campbell	55 70					

Non-Div I Games:

Longwood

■ Loss,
 ■ Non-Conf,
 ■ S Site,
 ■ H Home
 ■ A Away
 N Neutral

Louisiana

Through Games Of Feb. 10, 2020

Average RPI Win:	247	WON-LOST	WINNING	LAST 10	STRENGTH OF	OPP. STRENGTH	TEAM	ADJ.	CONF.	ADJ CONF.
Average RPI Loss:	165	RECORD	PCT. RANK	GAMES	SCHEDULE	OF SCHEDULE	RPI	RPI	RPI	RPI
DIV. I ONLY	11- 9	140	5-5	223	241	164	164	21	21	
DIV. I NON-CONF.	5- 4	140	0	228	233	146	146	19	19	
TOTALS	RPI 1-25	RPI 26-50	W-L RECORDS	RPI 51-100	RPI 101-150	RPI 150+				
11- 9	0- 1	0- 0	OVERALL	1- 1	0- 1	10- 6				
5- 3	0- 1	0- 0	HOME	0- 1	0- 0	5- 1				
6- 6	0- 0	0- 0	AWAY	1- 0	0- 1	5- 5				
0- 0	0- 0	0- 0	NEUTRAL	0- 0	0- 0	0- 0				
5- 4	0- 1	0- 0	NON-CONFERENCE	0- 0	0- 0	5- 3				
2- 1	0- 1	0- 0	HOME	0- 0	0- 0	2- 0				
3- 3	0- 0	0- 0	AWAY	0- 0	0- 0	3- 3				
0- 0	0- 0	0- 0	NEUTRAL	0- 0	0- 0	0- 0				
6- 5	0- 0	0- 0	CONFERENCE	1- 1	0- 1	5- 3				
3- 2	0- 0	0- 0	HOME	0- 1	0- 0	3- 1				
3- 3	0- 0	0- 0	AWAY	1- 0	0- 1	2- 2				
0- 0	0- 0	0- 0	NEUTRAL	0- 0	0- 0	0- 0				

RPI 1-25				RPI 26-50				RPI 51-100				RPI 101+				Team's RPI: 164	
RPI	S	Opponent	Score	RPI	S	Opponent	Score	RPI	S	Opponent	Score	RPI	S	Opponent	Score		
9	H	Mississippi St.	48 64					58	A	Troy	79 73	124	A	UT Arlington	52 79		
								58	H	Troy	64 67	152	A	Jackson St.	54 65		
												166	A	New Orleans	65 60		
												169	A	Sam Houston St.	73 77		
												183	H	Little Rock	44 59		
												221	H	Southeastern La.	60 50		
												230	A	Lamar University	74 63		
												235	A	South Alabama	63 78		
												235	H	South Alabama	73 68		
												239	H	Arkansas St.	83 43		
												262	A	North Texas	66 69		
												279	A	Ole Miss	53 42		
												295	A	Texas St.	73 67		
												297	A	Ga. Southern	67 83		
												315	A	Georgia St.	75 65		
												334	H	McNeese	75 55		
												347	H	La.-Monroe	68 55		
LAST 10 Division I																	
				58	H	Troy	64 67			295	A	Texas St.	73 67				
				235	A	South Alabama	63 78			124	A	UT Arlington	52 79				
				183	H	Little Rock	44 59			58	A	Troy	79 73				
				347	H	La.-Monroe	68 55			235	H	South Alabama	73 68				
				239	H	Arkansas St.	83 43			297	A	Ga. Southern	67 83				

Non-Div I Games: Loyola (LA) 67 51 Xavier (LA) 62 49

Louisiana

Loss, Non-Conf, S Site, H Home A Away N Neutral

Average RPI Win:	224	WON-LOST	WINNING	LAST 10	STRENGTH OF	OPP. STRENGTH	TEAM	ADJ.	CONF.	ADJ CONF.
Average RPI Loss:	155	RECORD	PCT. RANK	GAMES	SCHEDULE	OF SCHEDULE	RPI	RPI	RPI	RPI
DIV. I ONLY	9- 11	215	3-7	207	171	241	241	13	13	
DIV. I NON-CONF.	6- 3	90	0	333	284	219	219	14	14	
TOTALS	RPI 1-25	RPI 26-50	W-L RECORDS	RPI 51-100	RPI 101-150	RPI 150+				
9- 11	0- 0	0- 2	OVERALL	1- 2	0- 2	8- 5				
8- 4	0- 0	0- 1	HOME	1- 0	0- 2	7- 1				
1- 7	0- 0	0- 1	AWAY	0- 2	0- 0	1- 4				
0- 0	0- 0	0- 0	NEUTRAL	0- 0	0- 0	0- 0				
6- 3	0- 0	0- 0	NON-CONFERENCE	0- 0	0- 1	6- 2				
5- 1	0- 0	0- 0	HOME	0- 0	0- 1	5- 0				
1- 2	0- 0	0- 0	AWAY	0- 0	0- 0	1- 2				
0- 0	0- 0	0- 0	NEUTRAL	0- 0	0- 0	0- 0				
3- 8	0- 0	0- 2	CONFERENCE	1- 2	0- 1	2- 3				
3- 3	0- 0	0- 1	HOME	1- 0	0- 1	2- 1				
0- 5	0- 0	0- 1	AWAY	0- 2	0- 0	0- 2				
0- 0	0- 0	0- 0	NEUTRAL	0- 0	0- 0	0- 0				

RPI 1-25				RPI 26-50				RPI 51-100				RPI 101+				Team's RPI: 241	
RPI	S	Opponent	Score	RPI	S	Opponent	Score	RPI	S	Opponent	Score	RPI	S	Opponent	Score		
				30	H	Western Ky.	75 84	60	H	Middle Tenn.	78 60	112	H	UAB	51 71		
				33	A	Old Dominion	61 77	77	A	Charlotte	37 55	148	H	Wichita St.	80 88		
								87	A	Rice	47 60	156	A	Houston	53 67		
												168	H	Memphis	83 74		
												183	A	Little Rock	43 38		
												218	H	UTEP	87 80		
												220	A	Southern Miss.	60 66		
												221	H	Southeastern La.	92 78		
												239	H	Arkansas St.	67 54		
												245	H	Marshall	60 50		
												262	A	North Texas	69 74		
												279	A	Ole Miss	53 76		
												299	H	UTSA	73 82		
												334	H	McNeese	79 54		
												346	H	Grambling	70 66		
LAST 10 Division I																	
				245	H	Marshall	60 50	60	H	Middle Tenn.	78 60						
				30	H	Western Ky.	75 84	262	A	North Texas	69 74						
				33	A	Old Dominion	61 77	87	A	Rice	47 60						
				77	A	Charlotte	37 55	218	H	UTEP	87 80						
				112	H	UAB	51 71	299	H	UTSA	73 82						

Non-Div I Games: Loyola (LA) 71 52 LSU-Alexandria 93 61

Louisiana Tech

Loss, Non-Conf, S Site, H Home A Away N Neutral

Average RPI Win:	106	WON-LOST	WINNING	LAST 10	STRENGTH OF	OPP. STRENGTH	TEAM	ADJ.	CONF.	ADJ CONF.
Average RPI Loss:	46	RECORD	PCT. RANK	GAMES	SCHEDULE	OF SCHEDULE	RPI	RPI	RPI	RPI
DIV. I ONLY	21- 3	13	8-2	37	3	12	12	5	5	
DIV. I NON-CONF.	11- 1	13	0	9	8	1	1	3	3	
TOTALS	RPI 1-25	RPI 26-50	W-L RECORDS	RPI 51-100	RPI 101-150	RPI 150+				
21- 3	2- 1	4- 1	OVERALL	6- 1	4- 0	5- 0				
10- 1	1- 1	2- 0	HOME	2- 0	2- 0	3- 0				
8- 2	0- 0	1- 1	AWAY	4- 1	1- 0	2- 0				
3- 0	1- 0	1- 0	NEUTRAL	0- 0	1- 0	0- 0				
11- 1	2- 0	3- 1	NON-CONFERENCE	1- 0	2- 0	3- 0				
5- 0	1- 0	1- 0	HOME	0- 0	1- 0	2- 0				
3- 1	0- 0	1- 1	AWAY	1- 0	0- 0	1- 0				
3- 0	1- 0	1- 0	NEUTRAL	0- 0	1- 0	0- 0				
10- 2	0- 1	1- 0	CONFERENCE	5- 1	2- 0	2- 0				
5- 1	0- 1	1- 0	HOME	2- 0	1- 0	1- 0				
5- 1	0- 0	0- 0	AWAY	3- 1	1- 0	1- 0				
0- 0	0- 0	0- 0	NEUTRAL	0- 0	0- 0	0- 0				

RPI	S	Opponent	Score	RPI	S	Opponent	Score	RPI	S	Opponent	Score	RPI	S	Opponent	Score
2	N	Oregon	72 62	26	A	Kentucky	67 66	51	H	Virginia	71 56	104	A	Notre Dame	86 54
18	H	Central Mich.	76 63	27	A	Ohio St.	60 67	68	A	UT Martin	71 63	117	H	Wake Forest	75 61
23	H	Florida St.	59 67	30	H	Western Ky.	75 56	73	A	Miami (FL)	87 41	124	N	UT Arlington	76 67
				37	H	Duke	60 55	76	A	Boston College	81 70	127	H	Boise St.	98 82
				50	N	Oklahoma St.	69 48	79	A	North Carolina	74 67	197	A	Clemson	75 50
								89	A	Syracuse	51 59	202	A	Northern Ky.	85 57
								89	H	Syracuse	62 58	233	H	Chattanooga	86 37
												240	H	Murray St.	76 40
												278	H	Pittsburgh	83 49
LAST 10 Division I															
				89	A	Syracuse	51 59	79	A	North Carolina	74 67				
				23	H	Florida St.	59 67	76	A	Boston College	81 70				
				104	A	Notre Dame	86 54	117	H	Wake Forest	75 61				
				278	H	Pittsburgh	83 49	73	A	Miami (FL)	87 41				
				51	H	Virginia	71 56	37	H	Duke	60 55				

Non-Div I Games:

Louisville

■ Loss,
 ■ Non-Conf,
 ■ S Site,
 ■ H Home
 ■ A Away
 N Neutral

Average RPI Win:	250	WON-LOST	WINNING	LAST 10	STRENGTH OF	OPP. STRENGTH	TEAM	ADJ.	CONF.	ADJ CONF.
Average RPI Loss:	72	RECORD	PCT. RANK	GAMES	SCHEDULE	OF SCHEDULE	RPI	RPI	RPI	RPI
DIV. I ONLY	15- 7	66	6-4	267	140	136	136	7	7	
DIV. I NON-CONF.	9- 2	37	0	293	312	126	126	7	7	
TOTALS	RPI 1-25	RPI 26-50	W-L RECORDS	RPI 51-100	RPI 101-150	RPI 150+				
15- 7	0- 2	0- 3	OVERALL	2- 0	1- 0	12- 2				
7- 4	0- 2	0- 1	HOME	2- 0	0- 0	5- 1				
8- 3	0- 0	0- 2	AWAY	0- 0	1- 0	7- 1				
0- 0	0- 0	0- 0	NEUTRAL	0- 0	0- 0	0- 0				
9- 2	0- 1	0- 0	NON-CONFERENCE	0- 0	1- 0	8- 1				
3- 2	0- 1	0- 0	HOME	0- 0	0- 0	3- 1				
6- 0	0- 0	0- 0	AWAY	0- 0	1- 0	5- 0				
0- 0	0- 0	0- 0	NEUTRAL	0- 0	0- 0	0- 0				
6- 5	0- 1	0- 3	CONFERENCE	2- 0	0- 0	4- 1				
4- 2	0- 1	0- 1	HOME	2- 0	0- 0	2- 0				
2- 3	0- 0	0- 2	AWAY	0- 0	0- 0	2- 1				
0- 0	0- 0	0- 0	NEUTRAL	0- 0	0- 0	0- 0				

RPI	S	Opponent	Score	RPI	S	Opponent	Score	RPI	S	Opponent	Score	RPI	S	Opponent	Score	Team's RPI: 136
4	H	Missouri St.	72 74	29	A	Drake	52 80	78	H	Illinois St.	69 64	145	A	Portland	78 64	
19	H	DePaul	76 83	43	H	Bradley	47 60	85	H	Southern Ill.	51 49	176	H	Western Mich.	60 70	
				46	A	UNI	50 70					184	A	Valparaiso	64 66	
												198	H	Dartmouth	61 40	
												222	A	UMKC	72 67	
												224	A	Eastern Ill.	67 51	
												251	H	Bowling Green	84 76	
												283	A	Indiana St.	58 51	
												283	H	Indiana St.	65 55	
												305	H	Vermont	78 76	
												327	A	Evansville	71 61	
												327	H	Evansville	77 47	
												330	A	Detroit Mercy	89 60	
												338	A	SIUE	63 50	
												350	A	Chicago St.	98 53	
LAST 10 Division I																
327	H	Evansville	77 47	78	H	Illinois St.	69 64									
283	H	Indiana St.	65 55	43	H	Bradley	47 60									
29	A	Drake	52 80	283	A	Indiana St.	58 51									
46	A	UNI	50 70	327	A	Evansville	71 61									
184	A	Valparaiso	64 66	85	H	Southern Ill.	51 49									

Non-Div I Games:

Loyola Chicago

■ Loss,
■ Non-Conf, S Site,
■ Home
■ Away
N Neutral

Average RPI Win:	246	WON-LOST	WINNING	LAST 10	STRENGTH OF	OPP. STRENGTH	TEAM	ADJ.	CONF.	ADJ CONF.
Average RPI Loss:	143	RECORD	PCT. RANK	GAMES	SCHEDULE	OF SCHEDULE	RPI	RPI	RPI	RPI
DIV. I ONLY	6- 16	294	3-7	134	176	254	254	15	15	
DIV. I NON-CONF.	3- 8	268	0	192	202	257	257	16	16	
TOTALS	RPI 1-25	RPI 26-50	W-L RECORDS	RPI 51-100	RPI 101-150	RPI 150+				
6- 16	0- 2	0- 0	OVERALL	1- 2	0- 5	5- 7				
4- 5	0- 0	0- 0	HOME	1- 1	0- 3	3- 1				
2- 10	0- 2	0- 0	AWAY	0- 1	0- 2	2- 5				
0- 1	0- 0	0- 0	NEUTRAL	0- 0	0- 0	0- 1				
3- 8	0- 2	0- 0	NON-CONFERENCE	0- 0	0- 1	3- 5				
2- 1	0- 0	0- 0	HOME	0- 0	0- 0	2- 1				
1- 6	0- 2	0- 0	AWAY	0- 0	0- 1	1- 3				
0- 1	0- 0	0- 0	NEUTRAL	0- 0	0- 0	0- 1				
3- 8	0- 0	0- 0	CONFERENCE	1- 2	0- 4	2- 2				
2- 4	0- 0	0- 0	HOME	1- 1	0- 3	1- 0				
1- 4	0- 0	0- 0	AWAY	0- 1	0- 1	1- 2				
0- 0	0- 0	0- 0	NEUTRAL	0- 0	0- 0	0- 0				

RPI 1-25				RPI 26-50				RPI 51-100				RPI 101+ Team's RPI: 254			
RPI	S	Opponent	Score	RPI	S	Opponent	Score	RPI	S	Opponent	Score	RPI	S	Opponent	Score
3	A	Maryland	45 105					71	A	Bucknell	42 66	104	A	Notre Dame	60 84
16	A	Northwestern	46 67					71	H	Bucknell	60 50	121	H	Lehigh	53 55
								82	H	Colgate	74 76	143	H	Holy Cross	56 64
												150	A	Boston U.	42 44
												150	H	Boston U.	39 41
												157	N	Wright St.	51 66
												160	A	Lafayette	52 55
												179	A	American	44 63
												181	A	Fla. Atlantic	61 72
												198	H	Dartmouth	72 56
												201	A	Mt. St. Mary's	75 81
												256	H	Howard	69 75
												284	H	Monmouth	64 48
												296	A	Navy	50 44
												300	H	Army West Point	68 59
												313	A	St. Francis Brooklyn	78 89
												325	A	Fairleigh Dickinson	75 46
LAST 10 Division I															
71	A	Bucknell	42 66	300	H	Army West Point	68 59								
296	A	Navy	50 44	150	A	Boston U.	42 44								
150	H	Boston U.	39 41	160	A	Lafayette	52 55								
71	H	Bucknell	60 50	82	H	Colgate	74 76								
179	A	American	44 63	121	H	Lehigh	53 55								

Non-Div I Games:

Loyola Maryland

■ Loss,
 ■ Non-Conf,
 ■ S Site,
 ■ H Home
 ■ A Away
 N Neutral

Maine

Through Games Of Feb. 10, 2020

Average RPI Win: 269	WON-LOST	WINNING	LAST 10	STRENGTH OF	OPP. STRENGTH	TEAM	ADJ.	CONF.	ADJ CONF.
Average RPI Loss: 127	RECORD	PCT. RANK	GAMES	SCHEDULE	OF SCHEDULE	RPI	RPI	RPI	RPI
DIV. I ONLY	10- 14	227	6-4	163	218	225	225	27	27
DIV. I NON-CONF.	3- 10	282	0	79	47	229	229	27	27
TOTALS	RPI 1-25	RPI 26-50	W-L RECORDS	RPI 51-100	RPI 101-150	RPI 150+			
10- 14	0- 1	0- 2	OVERALL	0- 3	1- 3	9- 5			
7- 4	0- 0	0- 0	HOME	0- 0	1- 3	6- 1			
3- 7	0- 1	0- 0	AWAY	0- 2	0- 0	3- 4			
0- 3	0- 0	0- 2	NEUTRAL	0- 1	0- 0	0- 0			
3- 10	0- 1	0- 2	NON-CONFERENCE	0- 2	1- 3	2- 2			
2- 3	0- 0	0- 0	HOME	0- 0	1- 3	1- 0			
1- 4	0- 1	0- 0	AWAY	0- 1	0- 0	1- 2			
0- 3	0- 0	0- 2	NEUTRAL	0- 1	0- 0	0- 0			
7- 4	0- 0	0- 0	CONFERENCE	0- 1	0- 0	7- 3			
5- 1	0- 0	0- 0	HOME	0- 0	0- 0	5- 1			
2- 3	0- 0	0- 0	AWAY	0- 1	0- 0	2- 2			
0- 0	0- 0	0- 0	NEUTRAL	0- 0	0- 0	0- 0			

RPI 1-25				RPI 26-50				RPI 51-100				RPI 101+ Team's RPI: 225			
RPI	S	Opponent	Score	RPI	S	Opponent	Score	RPI	S	Opponent	Score	RPI	S	Opponent	Score
13	A	NC State	34 62	28	N	Arizona St.	31 57	55	A	Drexel	57 70	101	H	Harvard	40 69
				29	N	Drake	62 94	62	N	Dayton	49 78	139	H	Green Bay	61 60
								75	A	Stony Brook	69 73	146	H	Northeastern	58 66
												150	H	Boston U.	49 62
												188	A	Delaware	69 56
												193	A	Binghamton	63 73
												193	H	Binghamton	75 65
												198	A	Dartmouth	41 57
												211	A	Brown	70 76
												217	A	UMass Lowell	57 66
												253	H	New Hampshire	67 50
												293	H	UMBC	54 74
												296	H	Navy	46 41
												305	A	Vermont	65 47
												305	H	Vermont	70 59
												309	H	Albany (NY)	60 49
												349	A	Hartford	69 52
												349	H	Hartford	87 73
LAST 10 Division I															
193	H	Binghamton	75 65	193	A	Binghamton	63 73								
305	H	Vermont	70 59	217	A	UMass Lowell	57 66								
349	A	Hartford	69 52	309	H	Albany (NY)	60 49								
293	H	UMBC	54 74	253	H	New Hampshire	67 50								
305	A	Vermont	65 47	75	A	Stony Brook	69 73								

Non-Div I Games: Husson 104 43

Maine

■ Loss,
 ■ Non-Conf, S Site,
 ■ Home
 ■ Away
 N Neutral

Average RPI Win:	287	WON-LOST	WINNING	LAST 10	STRENGTH OF	OPP. STRENGTH	TEAM	ADJ.	CONF.	ADJ CONF.
Average RPI Loss:	141	RECORD	PCT. RANK	GAMES	SCHEDULE	OF SCHEDULE	RPI	RPI	RPI	RPI
DIV. I ONLY	9- 13	232	4-6	187	302	232	232	24	24	
DIV. I NON-CONF.	3- 6	235	0	96	243	211	211	25	25	
TOTALS	RPI 1-25	RPI 26-50	W-L RECORDS	RPI 51-100	RPI 101-150	RPI 150+				
9- 13	0- 0	0- 0	OVERALL	0- 7	0- 1	9- 5				
6- 4	0- 0	0- 0	HOME	0- 2	0- 1	6- 1				
3- 9	0- 0	0- 0	AWAY	0- 5	0- 0	3- 4				
0- 0	0- 0	0- 0	NEUTRAL	0- 0	0- 0	0- 0				
3- 6	0- 0	0- 0	NON-CONFERENCE	0- 4	0- 1	3- 1				
2- 2	0- 0	0- 0	HOME	0- 1	0- 1	2- 0				
1- 4	0- 0	0- 0	AWAY	0- 3	0- 0	1- 1				
0- 0	0- 0	0- 0	NEUTRAL	0- 0	0- 0	0- 0				
6- 7	0- 0	0- 0	CONFERENCE	0- 3	0- 0	6- 4				
4- 2	0- 0	0- 0	HOME	0- 1	0- 0	4- 1				
2- 5	0- 0	0- 0	AWAY	0- 2	0- 0	2- 3				
0- 0	0- 0	0- 0	NEUTRAL	0- 0	0- 0	0- 0				

RPI 1-25				RPI 26-50				RPI 51-100				RPI 101+ Team's RPI: 232					
RPI	S	Opponent	Score	RPI	S	Opponent	Score	RPI	S	Opponent	Score	RPI	S	Opponent	Score		
								74	A	Nebraska	51	71	102	H	Duquesne	65	76
								75	A	Stony Brook	54	59	160	A	Lafayette	53	60
								81	A	Marist	53	74	180	A	Quinnipiac	58	70
								81	H	Marist	66	71	198	H	Dartmouth	70	58
								95	A	Villanova	51	63	226	A	Fairfield	47	87
								97	H	Fordham	45	51	228	H	Iona	54	32
								100	A	Rider	53	76	269	H	Niagara	68	65
													275	A	Siena	80	50
													275	H	Siena	49	59
													284	A	Monmouth	60	62
													300	H	Army West Point	86	56
													325	A	Fairleigh Dickinson	62	61
													326	A	Saint Peter's	85	52
													326	H	Saint Peter's	68	64
													339	H	Canisius	68	50
LAST 10 Division I																	
				81	A	Marist	53	74				226	A	Fairfield	47	87	
				275	H	Siena	49	59				81	H	Marist	66	71	
				326	H	Saint Peter's	68	64				275	A	Siena	80	50	
				100	A	Rider	53	76				180	A	Quinnipiac	58	70	
				228	H	Iona	54	32				326	A	Saint Peter's	85	52	

Non-Div I Games:

Manhattan

Average RPI Win:	229	WON-LOST	WINNING	LAST 10	STRENGTH OF	OPP. STRENGTH	TEAM	ADJ.	CONF.	ADJ CONF.
Average RPI Loss:	91	RECORD	PCT. RANK	GAMES	SCHEDULE	OF SCHEDULE	RPI	RPI	RPI	RPI
DIV. I ONLY	17- 4	28	8-2	221	185	81	81	24	24	
DIV. I NON-CONF.	7- 2	53	0	84	58	45	45	25	25	
TOTALS	RPI 1-25	RPI 26-50	W-L RECORDS	RPI 51-100	RPI 101-150	RPI 150+				
17- 4	0- 2	0- 0	OVERALL	0- 1	5- 0	12- 1				
8- 2	0- 1	0- 0	HOME	0- 1	2- 0	6- 0				
7- 2	0- 1	0- 0	AWAY	0- 0	2- 0	5- 1				
2- 0	0- 0	0- 0	NEUTRAL	0- 0	1- 0	1- 0				
7- 2	0- 2	0- 0	NON-CONFERENCE	0- 0	5- 0	2- 0				
3- 1	0- 1	0- 0	HOME	0- 0	2- 0	1- 0				
2- 1	0- 1	0- 0	AWAY	0- 0	2- 0	0- 0				
2- 0	0- 0	0- 0	NEUTRAL	0- 0	1- 0	1- 0				
10- 2	0- 0	0- 0	CONFERENCE	0- 1	0- 0	10- 1				
5- 1	0- 0	0- 0	HOME	0- 1	0- 0	5- 0				
5- 1	0- 0	0- 0	AWAY	0- 0	0- 0	5- 1				
0- 0	0- 0	0- 0	NEUTRAL	0- 0	0- 0	0- 0				

RPI 1-25				RPI 26-50				RPI 51-100				RPI 101+			
RPI	S	Opponent	Score	RPI	S	Opponent	Score	RPI	S	Opponent	Score	RPI	S	Opponent	Score
18	A	Central Mich.	54 77					100	H	Rider	72 76	111	N	North Florida	69 54
20	H	Princeton	50 62									124	A	UT Arlington	73 57
												137	H	Elon	63 55
												139	H	Green Bay	72 60
												150	A	Boston U.	89 75
												180	H	Quinnipiac	73 60
												226	A	Fairfield	48 52
												228	A	Iona	73 56
												232	A	Manhattan	71 66
												232	H	Manhattan	74 53
												269	A	Niagara	94 67
												269	H	Niagara	82 57
												274	N	Lipscomb	74 63
												284	A	Monmouth	74 53
												284	H	Monmouth	76 66
												309	H	Albany (NY)	76 52
												326	H	Saint Peter's	96 76
												339	A	Canisius	90 59
LAST 10 Division I															
232	H	Manhattan	74 53	180	H	Quinnipiac	73 60								
228	A	Iona	73 56	232	A	Manhattan	71 66								
269	H	Niagara	82 57	100	H	Rider	72 76								
226	A	Fairfield	48 52	269	A	Niagara	94 67								
284	A	Monmouth	74 53	339	A	Canisius	90 59								

Non-Div I Games:

Marist

Average RPI Win:	147	WON-LOST	WINNING	LAST 10	STRENGTH OF	OPP. STRENGTH	TEAM	ADJ.	CONF.	ADJ CONF.
Average RPI Loss:	40	RECORD	PCT. RANK	GAMES	SCHEDULE	OF SCHEDULE	RPI	RPI	RPI	RPI
DIV. I ONLY	18- 6	42	8-2	68	49	36	36	6	6	
DIV. I NON-CONF.	9- 2	37	0	76	56	42	42	6	6	
TOTALS	RPI 1-25	RPI 26-50	W-L RECORDS	RPI 51-100	RPI 101-150	RPI 150+				
18- 6	0- 3	1- 1	OVERALL	7- 2	3- 0	7- 0				
10- 2	0- 2	1- 0	HOME	5- 0	1- 0	3- 0				
7- 4	0- 1	0- 1	AWAY	2- 2	2- 0	3- 0				
1- 0	0- 0	0- 0	NEUTRAL	0- 0	0- 0	1- 0				
9- 2	0- 2	0- 0	NON-CONFERENCE	3- 0	1- 0	5- 0				
4- 2	0- 2	0- 0	HOME	2- 0	0- 0	2- 0				
4- 0	0- 0	0- 0	AWAY	1- 0	1- 0	2- 0				
1- 0	0- 0	0- 0	NEUTRAL	0- 0	0- 0	1- 0				
9- 4	0- 1	1- 1	CONFERENCE	4- 2	2- 0	2- 0				
6- 0	0- 0	1- 0	HOME	3- 0	1- 0	1- 0				
3- 4	0- 1	0- 1	AWAY	1- 2	1- 0	1- 0				
0- 0	0- 0	0- 0	NEUTRAL	0- 0	0- 0	0- 0				

RPI 1-25				RPI 26-50				Team's RPI: 36		RPI 51-100				RPI 101+			
RPI	S	Opponent	Score	RPI	S	Opponent	Score		RPI	S	Opponent	Score	RPI	S	Opponent	Score	
9	H	Mississippi St.	68 74	35	A	Creighton	62 72		56	H	Belmont	53 51	139	A	Green Bay	60 47	
16	H	Northwestern	56 64	35	H	Creighton	52 50		61	A	St. John's (NY)	67 57	142	A	Providence	60 50	
19	A	DePaul	71 89						61	H	St. John's (NY)	94 85	142	H	Providence	85 55	
									63	A	South Dakota St.	65 58	155	A	Saint Mary's (CA)	77 63	
									65	A	Seton Hall	60 72	236	A	Milwaukee	78 56	
									65	H	Seton Hall	81 60	242	H	Georgetown	73 51	
									78	H	Illinois St.	58 41	246	N	Tulsa	61 60	
									93	A	Butler	55 61	252	H	Morgan St.	70 48	
									95	H	Villanova	57 52	264	A	Xavier	80 60	
													313	H	St. Francis Brooklyn	92 71	
LAST 10 Division I																	
				61	A	St. John's (NY)	67 57		242	H	Georgetown	73 51					
				65	A	Seton Hall	60 72		264	A	Xavier	80 60					
				35	H	Creighton	52 50		93	A	Butler	55 61					
				142	H	Providence	85 55		65	H	Seton Hall	81 60					
				95	H	Villanova	57 52		61	H	St. John's (NY)	94 85					

Non-Div I Games:

Marquette

Marshall

Through Games Of Feb. 10, 2020

Average RPI Win: 225	WON-LOST	WINNING	LAST 10	STRENGTH OF	OPP. STRENGTH	TEAM	ADJ.	CONF.	ADJ CONF.
Average RPI Loss: 148	RECORD	PCT. RANK	GAMES	SCHEDULE	OF SCHEDULE	RPI	RPI	RPI	RPI
DIV. I ONLY	7- 13	260	4-6	204	145	245	245	13	13
DIV. I NON-CONF.	3- 6	235	0	335	213	319	319	14	14
TOTALS	RPI 1-25	RPI 26-50	W-L RECORDS	RPI 51-100	RPI 101-150	RPI 150+			
7- 13	0- 0	0- 3	OVERALL	0- 4	1- 0	6- 6			
4- 5	0- 0	0- 1	HOME	0- 1	1- 0	3- 3			
3- 8	0- 0	0- 2	AWAY	0- 3	0- 0	3- 3			
0- 0	0- 0	0- 0	NEUTRAL	0- 0	0- 0	0- 0			
3- 6	0- 0	0- 1	NON-CONFERENCE	0- 1	0- 0	3- 4			
2- 2	0- 0	0- 0	HOME	0- 0	0- 0	2- 2			
1- 4	0- 0	0- 1	AWAY	0- 1	0- 0	1- 2			
0- 0	0- 0	0- 0	NEUTRAL	0- 0	0- 0	0- 0			
4- 7	0- 0	0- 2	CONFERENCE	0- 3	1- 0	3- 2			
2- 3	0- 0	0- 1	HOME	0- 1	1- 0	1- 1			
2- 4	0- 0	0- 1	AWAY	0- 2	0- 0	2- 1			
0- 0	0- 0	0- 0	NEUTRAL	0- 0	0- 0	0- 0			

RPI 1-25				RPI 26-50				RPI 51-100				RPI 101+				Team's RPI: 245	
RPI	S	Opponent	Score	RPI	S	Opponent	Score	RPI	S	Opponent	Score	RPI	S	Opponent	Score		
				30	H	Western Ky.	65 74	52	A	Ohio	51 67	112	H	UAB	61 56		
				33	A	Old Dominion	46 57	60	H	Middle Tenn.	55 75	171	H	Norfolk St.	75 69		
				47	A	Rutgers	41 66	77	A	Charlotte	46 52	181	H	Fla. Atlantic	85 75		
								87	A	Rice	43 81	182	A	Towson	56 59		
												220	A	Southern Miss.	80 65		
												241	A	Louisiana Tech	50 60		
												251	H	Bowling Green	69 82		
												252	H	Morgan St.	52 57		
												262	A	North Texas	68 59		
												283	A	Indiana St.	72 60		
												286	H	FIU	65 68		
												327	A	Evansville	62 66		
												343	H	Coppin St.	60 47		
LAST 10 Division I																	
				241	A	Louisiana Tech	50 60	33	A	Old Dominion	46 57						
				220	A	Southern Miss.	80 65	77	A	Charlotte	46 52						
				181	H	Fla. Atlantic	85 75	112	H	UAB	61 56						
				286	H	FIU	65 68	60	H	Middle Tenn.	55 75						
				30	H	Western Ky.	65 74	262	A	North Texas	68 59						

Non-Div I Games: Alderson Broadus 85 41 Ky. Christian 89 40

Marshall

■ Loss,
 ■ Non-Conf,
 ■ S Site,
 ■ H Home
 ■ A Away
 N Neutral

Average RPI Win:	110	WON-LOST	WINNING	LAST 10	STRENGTH OF	OPP. STRENGTH	TEAM	ADJ.	CONF.	ADJ CONF.
Average RPI Loss:	9	RECORD	PCT. RANK	GAMES	SCHEDULE	OF SCHEDULE	RPI	RPI	RPI	RPI
DIV. I ONLY	20- 4	22	9-1	5	8	3	3	2	2	
DIV. I NON-CONF.	9- 2	37	0	82	52	37	37	2	2	
TOTALS	RPI 1-25	RPI 26-50	W-L RECORDS	RPI 51-100	RPI 101-150	RPI 150+				
20- 4	3- 4	6- 0	OVERALL	3- 0	1- 0	7- 0				
12- 1	2- 1	3- 0	HOME	2- 0	1- 0	4- 0				
6- 3	1- 3	3- 0	AWAY	0- 0	0- 0	2- 0				
2- 0	0- 0	0- 0	NEUTRAL	1- 0	0- 0	1- 0				
9- 2	0- 2	1- 0	NON-CONFERENCE	1- 0	1- 0	6- 0				
5- 1	0- 1	0- 0	HOME	0- 0	1- 0	4- 0				
2- 1	0- 1	1- 0	AWAY	0- 0	0- 0	1- 0				
2- 0	0- 0	0- 0	NEUTRAL	1- 0	0- 0	1- 0				
11- 2	3- 2	5- 0	CONFERENCE	2- 0	0- 0	1- 0				
7- 0	2- 0	3- 0	HOME	2- 0	0- 0	0- 0				
4- 2	1- 2	2- 0	AWAY	0- 0	0- 0	1- 0				
0- 0	0- 0	0- 0	NEUTRAL	0- 0	0- 0	0- 0				

RPI 1-25				RPI 26-50				RPI 51-100				RPI 101+			
RPI	S	Opponent	Score	RPI	S	Opponent	Score	RPI	S	Opponent	Score	RPI	S	Opponent	Score
1	H	South Carolina	54 63	27	A	Ohio St.	85 65	56	N	Belmont	90 26	135	H	George Washington	88 54
7	A	Iowa	61 66	27	H	Ohio St.	72 62	74	H	Nebraska	87 69	172	A	Illinois	79 60
13	A	NC State	59 66	32	A	Michigan	77 49	96	H	Michigan St.	94 53	180	H	Quinnipiac	107 52
15	A	Indiana	79 69	32	H	Michigan	70 55					188	H	Delaware	99 55
15	H	Indiana	76 62	44	A	James Madison	70 68					197	N	Clemson	63 44
16	A	Northwestern	58 81	47	H	Rutgers	79 50					254	H	Loyola Maryland	105 45
16	H	Northwestern	70 61									276	H	Wagner	119 56
												315	A	Georgia St.	114 41
LAST 10 Division I															
				47	H	Rutgers	79 50	172	A	Illinois	79 60				
				15	A	Indiana	79 69	15	H	Indiana	76 62				
				96	H	Michigan St.	94 53	74	H	Nebraska	87 69				
				27	A	Ohio St.	85 65	32	A	Michigan	77 49				
				16	H	Northwestern	70 61	7	A	Iowa	61 66				

Non-Div I Games:

Maryland

Massachusetts

Through Games Of Feb. 10, 2020

Average RPI Win:	212	WON-LOST	WINNING	LAST 10	STRENGTH OF	OPP. STRENGTH	TEAM	ADJ.	CONF.	ADJ CONF.
Average RPI Loss:	146	RECORD	PCT. RANK	GAMES	SCHEDULE	OF SCHEDULE	RPI	RPI	RPI	RPI
DIV. I ONLY	15- 8	85	5-5	265	153	149	149	12	12	
DIV. I NON-CONF.	9- 3	63	0	288	266	148	148	12	12	
TOTALS	RPI 1-25	RPI 26-50	W-L RECORDS	RPI 51-100	RPI 101-150	RPI 150+				
15- 8	0- 0	0- 0	OVERALL	0- 2	5- 3	10- 3				
8- 4	0- 0	0- 0	HOME	0- 1	2- 2	6- 1				
7- 4	0- 0	0- 0	AWAY	0- 1	3- 1	4- 2				
0- 0	0- 0	0- 0	NEUTRAL	0- 0	0- 0	0- 0				
9- 3	0- 0	0- 0	NON-CONFERENCE	0- 1	2- 1	7- 1				
5- 2	0- 0	0- 0	HOME	0- 0	1- 1	4- 1				
4- 1	0- 0	0- 0	AWAY	0- 1	1- 0	3- 0				
0- 0	0- 0	0- 0	NEUTRAL	0- 0	0- 0	0- 0				
6- 5	0- 0	0- 0	CONFERENCE	0- 1	3- 2	3- 2				
3- 2	0- 0	0- 0	HOME	0- 1	1- 1	2- 0				
3- 3	0- 0	0- 0	AWAY	0- 0	2- 1	1- 2				
0- 0	0- 0	0- 0	NEUTRAL	0- 0	0- 0	0- 0				

RPI S	Opponent	Score	RPI S	Opponent	Score	RPI S	Opponent	Score	RPI S	Opponent	Score	Team's RPI: 149
						61	A St. John's (NY)	71 82	102	A Duquesne	81 77	
						97	H Fordham	64 69	115	H VCU	46 61	
									120	A Davidson	70 62	
									131	H Richmond	64 50	
									135	A George Washington	47 50	
									142	H Providence	63 72	
									143	H Holy Cross	75 72	
									150	A Boston U.	58 45	
									189	A Rhode Island	66 69	
									200	H Merrimack	64 79	
									206	H La Salle	76 62	
									211	H Brown	95 42	
									212	H Saint Joseph's	61 43	
									217	A UMass Lowell	74 58	
									227	A George Mason	56 73	
									228	A Iona	65 51	
									253	H New Hampshire	67 65	
									275	H Siena	61 55	
									282	A St. Bonaventure	62 52	
									305	A Vermont	83 49	
									349	H Hartford	74 48	
LAST 10 Division I												
			97	H Fordham	64 69		115	H VCU	46 61			
			227	A George Mason	56 73		189	A Rhode Island	66 69			
			120	A Davidson	70 62		206	H La Salle	76 62			
			131	H Richmond	64 50		212	H Saint Joseph's	61 43			
			135	A George Washington	47 50		282	A St. Bonaventure	62 52			

Non-Div I Games: Southern Conn. St. 86 43

Massachusetts

Loss, Non-Conf, S Site, H Home A Away N Neutral

Average RPI Win:	334	WON-LOST	WINNING	LAST 10	STRENGTH OF	OPP. STRENGTH	TEAM	ADJ.	CONF.	ADJ CONF.
Average RPI Loss:	176	RECORD	PCT. RANK	GAMES	SCHEDULE	OF SCHEDULE	RPI	RPI	RPI	RPI
DIV. I ONLY	3- 17	326	2-8	244	290	334	334	23	23	
DIV. I NON-CONF.	1- 6	318	0	148	261	312	312	21	21	
TOTALS	RPI 1-25	RPI 26-50	W-L RECORDS	RPI 51-100	RPI 101-150	RPI 150+				
3- 17	0- 0	0- 1	OVERALL	0- 1	0- 4	3- 11				
3- 6	0- 0	0- 0	HOME	0- 1	0- 2	3- 3				
0- 11	0- 0	0- 1	AWAY	0- 0	0- 2	0- 8				
0- 0	0- 0	0- 0	NEUTRAL	0- 0	0- 0	0- 0				
1- 6	0- 0	0- 1	NON-CONFERENCE	0- 1	0- 1	1- 3				
1- 1	0- 0	0- 0	HOME	0- 1	0- 0	1- 0				
0- 5	0- 0	0- 1	AWAY	0- 0	0- 1	0- 3				
0- 0	0- 0	0- 0	NEUTRAL	0- 0	0- 0	0- 0				
2- 11	0- 0	0- 0	CONFERENCE	0- 0	0- 3	2- 8				
2- 5	0- 0	0- 0	HOME	0- 0	0- 2	2- 3				
0- 6	0- 0	0- 0	AWAY	0- 0	0- 1	0- 5				
0- 0	0- 0	0- 0	NEUTRAL	0- 0	0- 0	0- 0				

RPI 1-25	RPI 26-50	RPI 51-100	RPI 101+	Team's RPI: 334
RPI S Opponent Score	RPI S Opponent Score	RPI S Opponent Score	RPI S Opponent Score	Score
	38 Arkansas 58 101	87 Rice 50 81	103 SFA 51 82	
			108 Abilene Christian 73 90	
			112 UAB 70 97	
			114 A&M-Corpus Christi 59 73	
			164 Louisiana 55 75	
			166 New Orleans 59 78	
			169 Sam Houston St. 59 92	
			215 Central Ark. 49 70	
			215 Central Ark. 57 70	
			221 Southeastern La. 67 74	
			230 Lamar University 69 87	
			231 SMU 60 81	
			241 Louisiana Tech 54 79	
			285 Incarnate Word 56 73	
			294 Nicholls St. 63 79	
			323 Houston Baptist 88 72	
			332 Northwestern St. 61 51	
			347 La.-Monroe 72 69	
LAST 10 Division I				
215 Central Ark. 49 70	221 Southeastern La. 67 74			
114 A&M-Corpus Christi 59 73	166 New Orleans 59 78			
230 Lamar University 69 87	285 Incarnate Word 56 73			
294 Nicholls St. 63 79	332 Northwestern St. 61 51			
323 Houston Baptist 88 72	108 Abilene Christian 73 90			

Non-Div I Games: Centenary (LA) 116 37 LSU-Shreveport 81 77

McNeese

Average RPI Win:	205	WON-LOST	WINNING	LAST 10	STRENGTH OF	OPP. STRENGTH	TEAM	ADJ.	CONF.	ADJ CONF.
Average RPI Loss:	126	RECORD	PCT. RANK	GAMES	SCHEDULE	OF SCHEDULE	RPI	RPI	RPI	RPI
DIV. I ONLY	12- 11	164	3-7	158	123	168	168	9	9	
DIV. I NON-CONF.	9- 4	84	0	234	290	138	138	9	9	
TOTALS	RPI 1-25	RPI 26-50	W-L RECORDS	RPI 51-100	RPI 101-150	RPI 150+				
12- 11	0- 3	0- 0	OVERALL	1- 2	4- 2	7- 4				
8- 4	0- 1	0- 0	HOME	0- 1	2- 1	6- 1				
3- 6	0- 1	0- 0	AWAY	1- 1	1- 1	1- 3				
1- 1	0- 1	0- 0	NEUTRAL	0- 0	1- 0	0- 0				
9- 4	0- 1	0- 0	NON-CONFERENCE	1- 0	3- 1	5- 2				
5- 2	0- 0	0- 0	HOME	0- 0	1- 1	4- 1				
3- 1	0- 0	0- 0	AWAY	1- 0	1- 0	1- 1				
1- 1	0- 1	0- 0	NEUTRAL	0- 0	1- 0	0- 0				
3- 7	0- 2	0- 0	CONFERENCE	0- 2	1- 1	2- 2				
3- 2	0- 1	0- 0	HOME	0- 1	1- 0	2- 0				
0- 5	0- 1	0- 0	AWAY	0- 1	0- 1	0- 2				
0- 0	0- 0	0- 0	NEUTRAL	0- 0	0- 0	0- 0				

RPI 1-25				RPI 26-50				RPI 51-100				RPI 101+ Team's RPI: 168			
RPI	S	Opponent	Score	RPI	S	Opponent	Score	RPI	S	Opponent	Score	RPI	S	Opponent	Score
6	A	UConn	55 94					53	A	UCF	66 82	112	H	UAB	77 52
6	H	UConn	56 68					80	H	Cincinnati	66 73	122	N	Kansas St.	72 68
24	N	LSU	58 89					85	A	Southern Ill.	70 66	135	H	George Washington	63 64
												144	A	Tulane	55 59
												144	H	Tulane	64 62
												147	A	Toledo	83 76
												156	A	Houston	65 75
												183	A	Little Rock	68 50
												231	H	SMU	57 52
												239	H	Arkansas St.	78 50
												241	A	Louisiana Tech	74 83
												246	H	Tulsa	63 44
												265	A	East Carolina	65 71
												271	H	Eastern Ky.	60 63
												272	H	Alabama A&M	79 71
												328	H	Alcorn	57 51
												351	H	Mississippi Val.	91 54
LAST 10 Division I															
6	A	UConn	55 94	231	H	SMU	57 52								
144	H	Tulane	64 62	6	H	UConn	56 68								
246	H	Tulsa	63 44	144	A	Tulane	55 59								
265	A	East Carolina	65 71	80	H	Cincinnati	66 73								
53	A	UCF	66 82	156	A	Houston	65 75								

Non-Div I Games:

Memphis

■ Loss,
 ■ Non-Conf,
 ■ S Site,
 ■ Home
 ■ A Away
 N Neutral

Average RPI Win: 268	WON-LOST	WINNING	LAST 10	STRENGTH OF	OPP. STRENGTH	TEAM	ADJ.	CONF.	ADJ CONF.
Average RPI Loss: 182	RECORD	PCT. RANK	GAMES	SCHEDULE	OF SCHEDULE	RPI	RPI	RPI	RPI
DIV. I ONLY	5- 18	315	3-7	270	223	317	317	26	26
DIV. I NON-CONF.	2- 12	318	0-1	243	193	320	320	22	22
TOTALS	RPI 1-25	RPI 26-50	W-L RECORDS	RPI 51-100	RPI 101-150	RPI 150+			
5- 18	0- 0	0- 2	OVERALL	0- 2	0- 1	5- 13			
4- 6	0- 0	0- 1	HOME	0- 0	0- 0	4- 5			
1- 12	0- 0	0- 1	AWAY	0- 2	0- 1	1- 8			
0- 0	0- 0	0- 0	NEUTRAL	0- 0	0- 0	0- 0			
2- 12	0- 0	0- 2	NON-CONFERENCE	0- 2	0- 1	2- 7			
1- 5	0- 0	0- 1	HOME	0- 0	0- 0	1- 4			
1- 7	0- 0	0- 1	AWAY	0- 2	0- 1	1- 3			
0- 0	0- 0	0- 0	NEUTRAL	0- 0	0- 0	0- 0			
3- 6	0- 0	0- 0	CONFERENCE	0- 0	0- 0	3- 6			
3- 1	0- 0	0- 0	HOME	0- 0	0- 0	3- 1			
0- 5	0- 0	0- 0	AWAY	0- 0	0- 0	0- 5			
0- 0	0- 0	0- 0	NEUTRAL	0- 0	0- 0	0- 0			

RPI S	Opponent	Score	RPI S	Opponent	Score	RPI S	Opponent	Score	RPI S	Opponent	Score	Team's RPI: 317
30	H Western Ky.	62 75	64	A Alabama	56 111	133	A Florida	50 71				
41	A Yale	60 68	84	A Georgia	60 76	151	A UNC Greensboro	51 67				
						158	A Columbia	48 77				
						174	A Samford	64 72				
						195	A Furman	49 62				
						195	H Furman	61 55				
						196	H Jacksonville	83 87				
						197	H Clemson	61 65				
						223	H Gardner-Webb	62 65				
						229	A Kennesaw St.	64 92				
						233	H Chattanooga	55 48				
						249	A Appalachian St.	68 77				
						266	A Wofford	49 77				
						266	H Wofford	54 53				
						270	H ETSU	66 72				
						271	H Eastern Ky.	60 61				
						297	H Ga. Southern	62 52				
						336	A Western Caro.	40 51				
						348	A South Carolina St.	66 55				
LAST 10 Division I												
195	H Furman	61 55	270	H ETSU	66 72							
266	H Wofford	54 53	174	A Samford	64 72							
336	A Western Caro.	40 51	266	A Wofford	49 77							
151	A UNC Greensboro	51 67	195	A Furman	49 62							
233	H Chattanooga	55 48	158	A Columbia	48 77							

Non-Div I Games: LaGrange 74 47

Mercer

■ Loss,
 ■ Non-Conf,
 ■ S Site,
 ■ H Home
 ■ A Away
 N Neutral

Average RPI Win:	272	WON-LOST	WINNING	LAST 10	STRENGTH OF	OPP. STRENGTH	TEAM	ADJ.	CONF.	ADJ CONF.
Average RPI Loss:	194	RECORD	PCT. RANK	GAMES	SCHEDULE	OF SCHEDULE	RPI	RPI	RPI	RPI
DIV. I ONLY	13- 8	97	8-2	298	342	200	200	30	30	
DIV. I NON-CONF.	5- 4	140	0	208	277	154	154	30	30	
TOTALS	RPI 1-25	RPI 26-50	W-L RECORDS	RPI 51-100	RPI 101-150	RPI 150+				
13- 8	0- 0	0- 0	OVERALL	0- 0	1- 4	12- 4				
7- 3	0- 0	0- 0	HOME	0- 0	0- 2	7- 1				
6- 5	0- 0	0- 0	AWAY	0- 0	1- 2	5- 3				
0- 0	0- 0	0- 0	NEUTRAL	0- 0	0- 0	0- 0				
5- 4	0- 0	0- 0	NON-CONFERENCE	0- 0	1- 2	4- 2				
3- 1	0- 0	0- 0	HOME	0- 0	0- 1	3- 0				
2- 3	0- 0	0- 0	AWAY	0- 0	1- 1	1- 2				
0- 0	0- 0	0- 0	NEUTRAL	0- 0	0- 0	0- 0				
8- 4	0- 0	0- 0	CONFERENCE	0- 0	0- 2	8- 2				
4- 2	0- 0	0- 0	HOME	0- 0	0- 1	4- 1				
4- 2	0- 0	0- 0	AWAY	0- 0	0- 1	4- 1				
0- 0	0- 0	0- 0	NEUTRAL	0- 0	0- 0	0- 0				

RPI 1-25			RPI 26-50			RPI 51-100			RPI 101+ Team's RPI: 200		
RPI	S	Opponent	Score	RPI	S	Opponent	Score	RPI	S	Opponent	Score
								121	H	Lehigh	68 72
								141	A	Robert Morris	50 72
								141	H	Robert Morris	62 68
								143	A	Holy Cross	42 68
								149	A	Massachusetts	79 64
								172	A	Illinois	72 75
								198	A	Dartmouth	52 57
								201	H	Mt. St. Mary's	76 55
								211	A	Brown	72 57
								217	H	UMass Lowell	73 50
								250	A	Saint Francis (PA)	71 56
								253	H	New Hampshire	64 54
								301	A	Sacred Heart	60 63
								305	H	Vermont	78 53
								313	H	St. Francis Brooklyn	80 54
								314	H	Bryant	78 66
								325	A	Fairleigh Dickinson	84 66
								325	H	Fairleigh Dickinson	62 51
								335	A	LIU Brooklyn	66 63
								335	H	LIU Brooklyn	60 68
								344	A	Central Conn. St.	65 56
LAST 10 Division I											
325	A	Fairleigh Dickinson	84 66	250	A	Saint Francis (PA)	71 56				
335	A	LIU Brooklyn	66 63	141	A	Robert Morris	50 72				
313	H	St. Francis Brooklyn	80 54	201	H	Mt. St. Mary's	76 55				
335	H	LIU Brooklyn	60 68	344	A	Central Conn. St.	65 56				
325	H	Fairleigh Dickinson	62 51	314	H	Bryant	78 66				

Non-Div I Games: Eastern Nazarene 82 50 Fisher 81 42

Merrimack

■ Loss,
 ■ Non-Conf,
 ■ S Site,
 ■ Home
 ■ A Away
 N Neutral

Average RPI Win: 137		WON-LOST	WINNING	LAST 10	STRENGTH OF	OPP. STRENGTH	TEAM	ADJ.	CONF.	ADJ CONF.
Average RPI Loss: 41		RECORD	PCT. RANK	GAMES	SCHEDULE	OF SCHEDULE	RPI	RPI	RPI	RPI
DIV. I ONLY		12- 11	164	3-7	10	56	73	73	5	5
DIV. I NON-CONF.		8- 3	68	0	8	87	32	32	3	3
TOTALS		RPI 1-25	RPI 26-50		W-L RECORDS		RPI 51-100	RPI 101-150	RPI 150+	
12- 11	0- 6	0- 2		OVERALL		4- 2	3- 1	5- 0		
11- 5	0- 4	0- 1		HOME		4- 0	2- 0	5- 0		
0- 6	0- 2	0- 1		AWAY		0- 2	0- 1	0- 0		
1- 0	0- 0	0- 0		NEUTRAL		0- 0	1- 0	0- 0		
8- 3	0- 3	0- 0		NON-CONFERENCE		2- 0	2- 0	4- 0		
7- 2	0- 2	0- 0		HOME		2- 0	1- 0	4- 0		
0- 1	0- 1	0- 0		AWAY		0- 0	0- 0	0- 0		
1- 0	0- 0	0- 0		NEUTRAL		0- 0	1- 0	0- 0		
4- 8	0- 3	0- 2		CONFERENCE		2- 2	1- 1	1- 0		
4- 3	0- 2	0- 1		HOME		2- 0	1- 0	1- 0		
0- 5	0- 1	0- 1		AWAY		0- 2	0- 1	0- 0		
0- 0	0- 0	0- 0		NEUTRAL		0- 0	0- 0	0- 0		

RPI S	Opponent	Score	RPI S	Opponent	Score	RPI S	Opponent	Score	RPI S	Opponent	Score
12	H Louisville	41 87	34	A Virginia Tech	45 69	54	H IUPUI	74 65	104	A Notre Dame	53 76
14	H Oregon St.	53 75	37	H Duke	55 74	79	A North Carolina	58 78	111	H North Florida	78 55
15	H Indiana	45 58				88	A Georgia Tech	54 61	117	H Wake Forest	59 56
19	A DePaul	83 89				88	H Georgia Tech	54 49	138	N N.C. A&T	68 67
23	A Florida St.	61 79				89	H Syracuse	77 62	152	H Jackson St.	83 68
23	H Florida St.	62 73				94	H Washington St.	74 68	165	H Miami (OH)	80 62
									193	H Binghamton	79 56
									197	H Clemson	68 64
									244	H UNC Asheville	75 46
LAST 10 Division I											
37	H Duke	55 74	104	A Notre Dame	53 76						
34	A Virginia Tech	45 69	79	A North Carolina	58 78						
88	H Georgia Tech	54 49	89	H Syracuse	77 62						
23	A Florida St.	61 79	12	H Louisville	41 87						
197	H Clemson	68 64	23	H Florida St.	62 73						

Non-Div I Games:

Miami (FL)

■ Loss,
 ■ Non-Conf, S Site,
 ■ Home
 ■ Away
 N Neutral

Average RPI Win:	249	WON-LOST	WINNING	LAST 10	STRENGTH OF	OPP. STRENGTH	TEAM	ADJ.	CONF.	ADJ CONF.
Average RPI Loss:	82	RECORD	PCT. RANK	GAMES	SCHEDULE	OF SCHEDULE	RPI	RPI	RPI	RPI
DIV. I ONLY	10- 12	210	4-6	165	94	165	165	10	10	
DIV. I NON-CONF.	6- 5	151	0	261	123	144	144	10	10	
TOTALS	RPI 1-25	RPI 26-50	W-L RECORDS	RPI 51-100	RPI 101-150	RPI 150+				
10- 12	0- 3	0- 1	OVERALL	0- 4	1- 2	9- 2				
5- 3	0- 1	0- 0	HOME	0- 0	1- 2	4- 0				
4- 8	0- 2	0- 1	AWAY	0- 3	0- 0	4- 2				
1- 1	0- 0	0- 0	NEUTRAL	0- 1	0- 0	1- 0				
6- 5	0- 1	0- 1	NON-CONFERENCE	0- 3	0- 0	6- 0				
2- 0	0- 0	0- 0	HOME	0- 0	0- 0	2- 0				
3- 4	0- 1	0- 1	AWAY	0- 2	0- 0	3- 0				
1- 1	0- 0	0- 0	NEUTRAL	0- 1	0- 0	1- 0				
4- 7	0- 2	0- 0	CONFERENCE	0- 1	1- 2	3- 2				
3- 3	0- 1	0- 0	HOME	0- 0	1- 2	2- 0				
1- 4	0- 1	0- 0	AWAY	0- 1	0- 0	1- 2				
0- 0	0- 0	0- 0	NEUTRAL	0- 0	0- 0	0- 0				

RPI 1-25				RPI 26-50				RPI 51-100				RPI 101+ Team's RPI: 165			
RPI	S	Opponent	Score	RPI	S	Opponent	Score	RPI	S	Opponent	Score	RPI	S	Opponent	Score
18	A	Central Mich.	70 76	43	A	Bradley	68 79	70	A	Ball St.	63 80	107	H	Buffalo	72 86
18	H	Central Mich.	87 99					73	A	Miami (FL)	62 80	110	H	Kent St.	75 78
19	A	DePaul	79 98					80	A	Cincinnati	68 98	147	H	Toledo	92 83
								98	N	Liberty	53 65	163	A	Eastern Mich.	53 80
												173	H	Northern Ill.	66 64
												176	H	Western Mich.	70 67
												190	A	Akron	62 70
												235	A	South Alabama	76 73
												251	A	Bowling Green	80 59
												271	A	Eastern Ky.	75 57
												278	A	Pittsburgh	80 71
												287	N	Prairie View	65 52
												327	H	Evansville	72 64
												342	H	UIC	85 35
LAST 10 Division I															
18	H	Central Mich.	87 99	190	A	Akron	62 70								
147	H	Toledo	92 83	110	H	Kent St.	75 78								
176	H	Western Mich.	70 67	163	A	Eastern Mich.	53 80								
251	A	Bowling Green	80 59	18	A	Central Mich.	70 76								
70	A	Ball St.	63 80	173	H	Northern Ill.	66 64								

Non-Div I Games: Tiffin 83 51

Miami (OH)

Loss, Non-Conf, S Site, H Home A Away N Neutral

Michigan

Through Games Of Feb. 10, 2020

Average RPI Win:	133	WON-LOST	WINNING	LAST 10	STRENGTH OF	OPP. STRENGTH	TEAM	ADJ.	CONF.	ADJ CONF.
Average RPI Loss:	36	RECORD	PCT. RANK	GAMES	SCHEDULE	OF SCHEDULE	RPI	RPI	RPI	RPI
DIV. I ONLY	16- 7	61	6-4	27	31	32	32	2	2	
DIV. I NON-CONF.	9- 2	37	0	107	146	55	55	2	2	
TOTALS	RPI 1-25	RPI 26-50	W-L RECORDS	RPI 51-100	RPI 101-150	RPI 150+				
16- 7	1- 4	3- 1	OVERALL	3- 1	2- 1	7- 0				
11- 2	1- 1	3- 0	HOME	2- 0	0- 1	5- 0				
4- 4	0- 2	0- 1	AWAY	1- 1	1- 0	2- 0				
1- 1	0- 1	0- 0	NEUTRAL	0- 0	1- 0	0- 0				
9- 2	0- 1	1- 0	NON-CONFERENCE	1- 0	1- 1	6- 0				
6- 1	0- 0	1- 0	HOME	1- 0	0- 1	4- 0				
2- 0	0- 0	0- 0	AWAY	0- 0	0- 0	2- 0				
1- 1	0- 1	0- 0	NEUTRAL	0- 0	1- 0	0- 0				
7- 5	1- 3	2- 1	CONFERENCE	2- 1	1- 0	1- 0				
5- 1	1- 1	2- 0	HOME	1- 0	0- 0	1- 0				
2- 4	0- 2	0- 1	AWAY	1- 1	1- 0	0- 0				
0- 0	0- 0	0- 0	NEUTRAL	0- 0	0- 0	0- 0				

RPI 1-25				RPI 26-50				Team's RPI: 32	RPI 51-100				RPI 101+			
RPI	S	Opponent	Score	RPI	S	Opponent	Score		RPI	S	Opponent	Score	RPI	S	Opponent	Score
3	A	Maryland	55 70	27	A	Ohio St.	69 78		57	A	Minnesota	77 52	104	H	Notre Dame	72 76
3	H	Maryland	49 77	40	H	Purdue	66 63		74	A	Nebraska	71 74	110	N	Kent St.	88 53
7	H	Iowa	78 63	43	H	Bradley	77 57		89	H	Syracuse	84 76	130	A	Wisconsin	68 56
16	A	Northwestern	73 81	47	H	Rutgers	71 57		96	H	Michigan St.	89 69	163	A	Eastern Mich.	57 38
23	N	Florida St.	69 79										176	H	Western Mich.	76 55
													190	A	Akron	80 71
													205	H	Penn St.	82 48
													249	H	Appalachian St.	62 35
													252	H	Morgan St.	80 48
													281	H	Oakland	79 64
LAST 10 Division I																
57	A	Minnesota	77 52	74	A	Nebraska	71 74									
40	H	Purdue	66 63	130	A	Wisconsin	68 56									
7	H	Iowa	78 63	3	H	Maryland	49 77									
16	A	Northwestern	73 81	27	A	Ohio St.	69 78									
47	H	Rutgers	71 57	96	H	Michigan St.	89 69									

Non-Div I Games:

Michigan

■ Loss,
 ■ Non-Conf,
 S Site,
 ■ Home
 ■ Away
 N Neutral

Michigan St.

Through Games Of Feb. 10, 2020

Average RPI Win:	170	WON-LOST	WINNING	LAST 10	STRENGTH OF	OPP. STRENGTH	TEAM	ADJ.	CONF.	ADJ CONF.
Average RPI Loss:	43	RECORD	PCT. RANK	GAMES	SCHEDULE	OF SCHEDULE	RPI	RPI	RPI	RPI
DIV. I ONLY	11- 12	189	3-7	47	10	96	96	2	2	
DIV. I NON-CONF.	7- 4	100	0	246	53	152	152	2	2	
TOTALS	RPI 1-25	RPI 26-50	W-L RECORDS	RPI 51-100	RPI 101-150	RPI 150+				
11- 12	0- 7	2- 3	OVERALL	1- 1	3- 0	5- 1				
8- 2	0- 1	1- 1	HOME	1- 0	1- 0	5- 0				
2- 7	0- 5	1- 1	AWAY	0- 0	1- 0	0- 1				
1- 3	0- 1	0- 1	NEUTRAL	0- 1	1- 0	0- 0				
7- 4	0- 2	0- 1	NON-CONFERENCE	0- 1	2- 0	5- 0				
5- 0	0- 0	0- 0	HOME	0- 0	0- 0	5- 0				
1- 1	0- 1	0- 0	AWAY	0- 0	1- 0	0- 0				
1- 3	0- 1	0- 1	NEUTRAL	0- 1	1- 0	0- 0				
4- 8	0- 5	2- 2	CONFERENCE	1- 0	1- 0	0- 1				
3- 2	0- 1	1- 1	HOME	1- 0	1- 0	0- 0				
1- 6	0- 4	1- 1	AWAY	0- 0	0- 0	0- 1				
0- 0	0- 0	0- 0	NEUTRAL	0- 0	0- 0	0- 0				

RPI 1-25				RPI 26-50				RPI 51-100				Team's RPI: 96	RPI 101+			
RPI	S	Opponent	Score	RPI	S	Opponent	Score	RPI	S	Opponent	Score		RPI	S	Opponent	Score
3	A	Maryland	53 94	27	H	Ohio St.	68 65	74	H	Nebraska	78 70		104	A	Notre Dame	72 69
7	A	Iowa	57 74	32	A	Michigan	69 89	89	N	Syracuse	63 77		122	N	Kansas St.	65 60
15	A	Indiana	67 79	40	H	Purdue	66 76						130	H	Wisconsin	69 52
16	A	Northwestern	55 85	45	N	West Virginia	57 63						163	H	Eastern Mich.	85 50
16	H	Northwestern	48 76	47	A	Rutgers	66 55						205	A	Penn St.	73 86
23	A	Florida St.	68 78										248	H	Morehead St.	93 48
24	N	LSU	56 58										281	H	Oakland	76 56
LAST 10 Division I																
16	A	Northwestern	55 85	47	A	Rutgers	66 55									
3	A	Maryland	53 94	27	H	Ohio St.	68 65									
40	H	Purdue	66 76	130	H	Wisconsin	69 52									
7	A	Iowa	57 74	205	A	Penn St.	73 86									
16	H	Northwestern	48 76	32	A	Michigan	69 89									

Non-Div I Games:

Michigan St.

■ Loss,
■ Non-Conf,
■ S Site,
■ H Home
■ A Away
N Neutral

Average RPI Win:	193	WON-LOST	WINNING	LAST 10	STRENGTH OF	OPP. STRENGTH	TEAM	ADJ.	CONF.	ADJ CONF.
Average RPI Loss:	64	RECORD	PCT. RANK	GAMES	SCHEDULE	OF SCHEDULE	RPI	RPI	RPI	RPI
DIV. I ONLY	16- 8	74	7-3	78	97	60	60	13	13	
DIV. I NON-CONF.	8- 4	90	0	49	25	52	52	14	14	
TOTALS	RPI 1-25	RPI 26-50	W-L RECORDS	RPI 51-100	RPI 101-150	RPI 150+				
16- 8	1- 1	0- 4	OVERALL	1- 2	3- 0	11- 1				
10- 2	1- 0	0- 2	HOME	1- 0	1- 0	7- 0				
5- 4	0- 0	0- 1	AWAY	0- 2	1- 0	4- 1				
1- 2	0- 1	0- 1	NEUTRAL	0- 0	1- 0	0- 0				
8- 4	1- 1	0- 2	NON-CONFERENCE	0- 1	3- 0	4- 0				
5- 1	1- 0	0- 1	HOME	0- 0	1- 0	3- 0				
2- 1	0- 0	0- 0	AWAY	0- 1	1- 0	1- 0				
1- 2	0- 1	0- 1	NEUTRAL	0- 0	1- 0	0- 0				
8- 4	0- 0	0- 2	CONFERENCE	1- 1	0- 0	7- 1				
5- 1	0- 0	0- 1	HOME	1- 0	0- 0	4- 0				
3- 3	0- 0	0- 1	AWAY	0- 1	0- 0	3- 1				
0- 0	0- 0	0- 0	NEUTRAL	0- 0	0- 0	0- 0				

RPI 1-25			RPI 26-50			RPI 51-100			Team's RPI: 60	RPI 101+		
RPI	S	Opponent	Score	RPI	S	Opponent	Score	RPI	S	Opponent	Score	
11	N	Gonzaga	50 62	26	H	Kentucky	52 67	56	A	Belmont	57 68	115 H VCU 86 63
22	H	TCU	82 70	28	N	Arizona St.	60 61	77	H	Charlotte	83 59	126 N Auburn 73 50
				30	A	Western Ky.	63 71	87	A	Rice	60 77	144 A Tulane 64 62
				33	H	Old Dominion	56 67					162 H Tennessee Tech 64 58
												181 H Fla. Atlantic 81 66
												195 H Furman 78 62
												218 H UTEP 76 60
												220 A Southern Miss. 77 69
												241 A Louisiana Tech 60 78
												245 A Marshall 75 55
												262 A North Texas 80 60
												265 A East Carolina 68 66
												274 H Lipscomb 70 49
												286 H FIU 72 56
												299 H UTSA 69 48
LAST 10 Division I												
				87	A	Rice	60 77	241	A	Louisiana Tech	60 78	
				262	A	North Texas	80 60	286	H	FIU	72 56	
				299	H	UTSA	69 48	181	H	Fla. Atlantic	81 66	
				218	H	UTEP	76 60	30	A	Western Ky.	63 71	
				220	A	Southern Miss.	77 69	245	A	Marshall	75 55	

Non-Div I Games:

Middle Tenn.

Average RPI Win:	235	WON-LOST	WINNING	LAST 10	STRENGTH OF	OPP. STRENGTH	TEAM	ADJ.	CONF.	ADJ CONF.
Average RPI Loss:	141	RECORD	PCT. RANK	GAMES	SCHEDULE	OF SCHEDULE	RPI	RPI	RPI	RPI
DIV. I ONLY	8- 14	255	5-5	176	181	236	236	22	22	
DIV. I NON-CONF.	2- 8	295	0	155	57	293	293	20	20	
TOTALS	RPI 1-25	RPI 26-50	W-L RECORDS	RPI 51-100	RPI 101-150	RPI 150+				
8- 14	0- 1	0- 2	OVERALL	0- 2	1- 2	7- 7				
5- 5	0- 0	0- 1	HOME	0- 1	1- 0	4- 3				
3- 9	0- 1	0- 1	AWAY	0- 1	0- 2	3- 4				
0- 0	0- 0	0- 0	NEUTRAL	0- 0	0- 0	0- 0				
2- 8	0- 1	0- 2	NON-CONFERENCE	0- 1	0- 1	2- 3				
2- 3	0- 0	0- 1	HOME	0- 0	0- 0	2- 2				
0- 5	0- 1	0- 1	AWAY	0- 1	0- 1	0- 1				
0- 0	0- 0	0- 0	NEUTRAL	0- 0	0- 0	0- 0				
6- 6	0- 0	0- 0	CONFERENCE	0- 1	1- 1	5- 4				
3- 2	0- 0	0- 0	HOME	0- 1	1- 0	2- 1				
3- 4	0- 0	0- 0	AWAY	0- 0	0- 1	3- 3				
0- 0	0- 0	0- 0	NEUTRAL	0- 0	0- 0	0- 0				

RPI 1-25				RPI 26-50				RPI 51-100				RPI 101+ Team's RPI: 236			
RPI	S	Opponent	Score	RPI	S	Opponent	Score	RPI	S	Opponent	Score	RPI	S	Opponent	Score
19	A	DePaul	65 94	36	H	Marquette	56 78	54	H	IUPUI	52 75	130	A	Wisconsin	40 71
				40	A	Purdue	55 68	57	A	Minnesota	61 77	139	A	Green Bay	48 61
												139	H	Green Bay	65 60
												157	A	Wright St.	77 67
												157	H	Wright St.	60 58
												158	A	Columbia	46 74
												173	H	Northern Ill.	78 65
												191	A	Cleveland St.	49 58
												202	A	Northern Ky.	37 61
												202	H	Northern Ky.	49 61
												214	H	North Dakota	58 66
												247	A	Youngstown St.	74 62
												251	H	Bowling Green	51 63
												281	A	Oakland	62 78
												330	A	Detroit Mercy	63 48
												333	H	Ark.-Pine Bluff	69 55
												342	H	UIC	71 55
LAST 10 Division I															
139	H	Green Bay	65 60	54	H	IUPUI	52 75								
157	A	Wright St.	77 67	342	H	UIC	71 55								
202	A	Northern Ky.	37 61	281	A	Oakland	62 78								
247	A	Youngstown St.	74 62	330	A	Detroit Mercy	63 48								
191	A	Cleveland St.	49 58	139	A	Green Bay	48 61								

Non-Div I Games: Wis.-Parkside 84 77

Milwaukee

■ Loss,
 ■ Non-Conf,
 ■ S Site,
 ■ H Home
 ■ A Away
 N Neutral

Average RPI Win:	145	WON-LOST	WINNING	LAST 10	STRENGTH OF	OPP. STRENGTH	TEAM	ADJ.	CONF.	ADJ CONF.
Average RPI Loss:	53	RECORD	PCT. RANK	GAMES	SCHEDULE	OF SCHEDULE	RPI	RPI	RPI	RPI
DIV. I ONLY	15- 9	94	4-6	35	36	57	57	2	2	
DIV. I NON-CONF.	10- 1	20	0	93	116	26	26	2	2	
TOTALS	RPI 1-25	RPI 26-50	W-L RECORDS	RPI 51-100	RPI 101-150	RPI 150+				
15- 9	0- 4	3- 2	OVERALL	2- 1	4- 1	6- 1				
9- 6	0- 3	2- 2	HOME	2- 0	1- 1	4- 0				
6- 3	0- 1	1- 0	AWAY	0- 1	3- 0	2- 1				
0- 0	0- 0	0- 0	NEUTRAL	0- 0	0- 0	0- 0				
10- 1	0- 1	1- 0	NON-CONFERENCE	1- 0	3- 0	5- 0				
7- 1	0- 1	1- 0	HOME	1- 0	1- 0	4- 0				
3- 0	0- 0	0- 0	AWAY	0- 0	2- 0	1- 0				
0- 0	0- 0	0- 0	NEUTRAL	0- 0	0- 0	0- 0				
5- 8	0- 3	2- 2	CONFERENCE	1- 1	1- 1	1- 1				
2- 5	0- 2	1- 2	HOME	1- 0	0- 1	0- 0				
3- 3	0- 1	1- 0	AWAY	0- 1	1- 0	1- 1				
0- 0	0- 0	0- 0	NEUTRAL	0- 0	0- 0	0- 0				

RPI S	Opponent	Score	RPI S	Opponent	Score	RPI S	Opponent	Score	RPI S	Opponent	Score
4	H Missouri St.	69 77	27	H Ohio St.	63 66	74	A Nebraska	58 72	104	A Notre Dame	75 67
7	H Iowa	75 76	28	H Arizona St.	80 66	74	H Nebraska	67 61	121	H Lehigh	77 49
15	A Indiana	52 65	32	H Michigan	52 77	91	H Montana St.	71 60	130	A Wisconsin	73 64
16	H Northwestern	54 56	40	A Purdue	72 59				130	H Wisconsin	62 72
			47	H Rutgers	73 71				135	A George Washington	83 50
									161	H UC Davis	76 67
									172	A Illinois	71 74
									179	A American	70 53
									205	A Penn St.	81 74
									236	H Milwaukee	77 61
									305	H Vermont	90 58
									314	H Bryant	101 56
LAST 10 Division I											
32	H Michigan	52 77	130	H Wisconsin	62 72						
130	A Wisconsin	73 64	40	A Purdue	72 59						
47	H Rutgers	73 71	7	H Iowa	75 76						
74	H Nebraska	67 61	172	A Illinois	71 74						
15	A Indiana	52 65	16	H Northwestern	54 56						

Non-Div I Games:

Minnesota

■ Loss,
 ■ Non-Conf,
 ■ S Site,
 ■ H Home
 ■ A Away
 N Neutral

Mississippi St.

Through Games Of Feb. 10, 2020

Average RPI Win:	121	WON-LOST	WINNING	LAST 10	STRENGTH OF	OPP. STRENGTH	TEAM	ADJ.	CONF.	ADJ CONF.
Average RPI Loss:	19	RECORD	PCT. RANK	GAMES	SCHEDULE	OF SCHEDULE	RPI	RPI	RPI	RPI
DIV. I ONLY	22- 3	11	9-1	23	28	9	9	4	4	
DIV. I NON-CONF.	12- 2	28	0	36	50	12	12	5	5	
TOTALS	RPI 1-25	RPI 26-50	W-L RECORDS	RPI 51-100	RPI 101-150	RPI 150+				
22- 3	2- 2	2- 1	OVERALL	6- 0	5- 0	7- 0				
11- 1	2- 0	0- 1	HOME	3- 0	2- 0	4- 0				
7- 1	0- 1	2- 0	AWAY	1- 0	2- 0	2- 0				
4- 1	0- 1	0- 0	NEUTRAL	2- 0	1- 0	1- 0				
12- 2	0- 1	1- 1	NON-CONFERENCE	4- 0	1- 0	6- 0				
5- 1	0- 0	0- 1	HOME	2- 0	0- 0	3- 0				
3- 0	0- 0	1- 0	AWAY	0- 0	0- 0	2- 0				
4- 1	0- 1	0- 0	NEUTRAL	2- 0	1- 0	1- 0				
10- 1	2- 1	1- 0	CONFERENCE	2- 0	4- 0	1- 0				
6- 0	2- 0	0- 0	HOME	1- 0	2- 0	1- 0				
4- 1	0- 1	1- 0	AWAY	1- 0	2- 0	0- 0				
0- 0	0- 0	0- 0	NEUTRAL	0- 0	0- 0	0- 0				

RPI 1-25				Team's RPI: 9				RPI 26-50				RPI 51-100				RPI 101+			
RPI	S	Opponent	Score		RPI	S	Opponent	Score		RPI	S	Opponent	Score		RPI	S	Opponent	Score	
1	A	South Carolina	79	81	36	A	Marquette	74	68	51	N	Virginia	72	59	106	A	Vanderbilt	68	52
10	N	Stanford	62	67	45	H	West Virginia	65	71	58	H	Troy	122	82	126	H	Auburn	78	73
17	H	Texas A&M	69	57	48	A	Tennessee	72	55	67	N	South Fla.	86	61	129	A	Missouri	79	64
24	H	LSU	64	60						68	H	UT Martin	82	46	133	H	Florida	93	47
										84	A	Georgia	73	66	139	N	Green Bay	83	58
										84	H	Georgia	67	53	152	A	Jackson St.	92	53
															164	A	Louisiana	64	48
															183	H	Little Rock	89	50
															220	H	Southern Miss.	91	58
															240	H	Murray St.	124	43
															243	N	San Francisco	73	38
															279	H	Ole Miss	80	39
LAST 10 Division I																			
17	H	Texas A&M	69	57	106	A	Vanderbilt	68	52										
48	A	Tennessee	72	55	1	A	South Carolina	79	81										
84	H	Georgia	67	53	24	H	LSU	64	60										
126	H	Auburn	78	73	129	A	Missouri	79	64										
279	H	Ole Miss	80	39	84	A	Georgia	73	66										

Non-Div I Games:

Mississippi St.

■ Loss,
 ■ Non-Conf, S Site,
 ■ Home
 ■ Away
 N Neutral

Average RPI Win:	346	WON-LOST	WINNING	LAST 10	STRENGTH OF	OPP. STRENGTH	TEAM	ADJ.	CONF.	ADJ CONF.
Average RPI Loss:	250	RECORD	PCT. RANK	GAMES	SCHEDULE	OF SCHEDULE	RPI	RPI	RPI	RPI
DIV. I ONLY	2- 20	343	1-9	351	348	351	351	32	32	
DIV. I NON-CONF.	1- 10	329	0	341	322	350	350	31	31	
TOTALS	RPI 1-25	RPI 26-50	W-L RECORDS	RPI 51-100	RPI 101-150	RPI 150+				
2- 20	0- 0	0- 0	OVERALL	0- 0	0- 1	2- 19				
2- 8	0- 0	0- 0	HOME	0- 0	0- 0	2- 8				
0- 11	0- 0	0- 0	AWAY	0- 0	0- 1	0- 10				
0- 1	0- 0	0- 0	NEUTRAL	0- 0	0- 0	0- 1				
1- 10	0- 0	0- 0	NON-CONFERENCE	0- 0	0- 0	1- 10				
1- 2	0- 0	0- 0	HOME	0- 0	0- 0	1- 2				
0- 7	0- 0	0- 0	AWAY	0- 0	0- 0	0- 7				
0- 1	0- 0	0- 0	NEUTRAL	0- 0	0- 0	0- 1				
1- 10	0- 0	0- 0	CONFERENCE	0- 0	0- 1	1- 9				
1- 6	0- 0	0- 0	HOME	0- 0	0- 0	1- 6				
0- 4	0- 0	0- 0	AWAY	0- 0	0- 1	0- 3				
0- 0	0- 0	0- 0	NEUTRAL	0- 0	0- 0	0- 0				

[illegible]

Non-Div I Games:

Mississippi Val.

■ Loss, ■ Non-Conf, S Site, H Home A Away N Neutral

Average RPI Win:	171	WON-LOST	WINNING	LAST 10	STRENGTH OF	OPP. STRENGTH	TEAM	ADJ.	CONF.	ADJ CONF.
Average RPI Loss:	66	RECORD	PCT. RANK	GAMES	SCHEDULE	OF SCHEDULE	RPI	RPI	RPI	RPI
DIV. I ONLY	6- 18	303	3-7	3	59	129	129	4	4	
DIV. I NON-CONF.	3- 10	282	0	38	125	226	226	5	5	
TOTALS	RPI 1-25	RPI 26-50	W-L RECORDS	RPI 51-100	RPI 101-150	RPI 150+				
6- 18	1- 6	0- 6	OVERALL	2- 2	0- 1	3- 3				
4- 8	1- 3	0- 3	HOME	1- 1	0- 0	2- 1				
2- 8	0- 3	0- 3	AWAY	1- 0	0- 1	1- 1				
0- 2	0- 0	0- 0	NEUTRAL	0- 1	0- 0	0- 1				
3- 10	0- 2	0- 2	NON-CONFERENCE	1- 2	0- 1	2- 3				
3- 4	0- 1	0- 1	HOME	1- 1	0- 0	2- 1				
0- 4	0- 1	0- 1	AWAY	0- 0	0- 1	0- 1				
0- 2	0- 0	0- 0	NEUTRAL	0- 1	0- 0	0- 1				
3- 8	1- 4	0- 4	CONFERENCE	1- 0	0- 0	1- 0				
1- 4	1- 2	0- 2	HOME	0- 0	0- 0	0- 0				
2- 4	0- 2	0- 2	AWAY	1- 0	0- 0	1- 0				
0- 0	0- 0	0- 0	NEUTRAL	0- 0	0- 0	0- 0				

RPI	S	Opponent	Score	RPI	S	Opponent	Score	RPI	S	Opponent	Score	RPI	S	Opponent	Score	Team's RPI: 129
1	H	South Carolina	45 78	26	H	Kentucky	47 62	74	H	Nebraska	85 90	139	A	Green Bay	64 72	
4	A	Missouri St.	72 79	38	A	Arkansas	73 90	79	N	North Carolina	69 82	172	H	Illinois	51 58	
9	H	Mississippi St.	64 79	38	H	Arkansas	81 85	84	A	Georgia	73 65	194	N	New Mexico	68 71	
17	A	Texas A&M	53 72	42	A	South Dakota	56 72	90	H	Saint Louis	83 58	210	H	Western Ill.	97 89	
20	H	Princeton	33 68	46	H	UNI	73 78					222	A	UMKC	56 59	
24	A	LSU	58 66	48	A	Tennessee	66 77					279	A	Ole Miss	71 57	
24	H	LSU	69 65									338	H	SIUE	68 51	
LAST 10 Division I																
24	A	LSU	58 66	279	A	Ole Miss	71 57									
84	A	Georgia	73 65	1	H	South Carolina	45 78									
38	H	Arkansas	81 85	38	A	Arkansas	73 90									
26	H	Kentucky	47 62	9	H	Mississippi St.	64 79									
17	A	Texas A&M	53 72	24	H	LSU	69 65									

Non-Div I Games:

Missouri

■ Loss,
■ Non-Conf,
■ S Site,
■ H Home
■ A Away
N Neutral

Average RPI Win:	120	WON-LOST	WINNING	LAST 10	STRENGTH OF	OPP. STRENGTH	TEAM	ADJ.	CONF.	ADJ CONF.
Average RPI Loss:	37	RECORD	PCT. RANK	GAMES	SCHEDULE	OF SCHEDULE	RPI	RPI	RPI	RPI
DIV. I ONLY	19- 3	18	9-1	17	62	4	4	7	7	
DIV. I NON-CONF.	9- 2	37	0	10	17	5	5	7	7	
TOTALS	RPI 1-25	RPI 26-50	W-L RECORDS	RPI 51-100	RPI 101-150	RPI 150+				
19- 3	0- 2	7- 0	OVERALL	2- 1	5- 0	5- 0				
9- 0	0- 0	3- 0	HOME	1- 0	3- 0	2- 0				
10- 3	0- 2	4- 0	AWAY	1- 1	2- 0	3- 0				
0- 0	0- 0	0- 0	NEUTRAL	0- 0	0- 0	0- 0				
9- 2	0- 2	2- 0	NON-CONFERENCE	1- 0	4- 0	2- 0				
5- 0	0- 0	0- 0	HOME	0- 0	3- 0	2- 0				
4- 2	0- 2	2- 0	AWAY	1- 0	1- 0	0- 0				
0- 0	0- 0	0- 0	NEUTRAL	0- 0	0- 0	0- 0				
10- 1	0- 0	5- 0	CONFERENCE	1- 1	1- 0	3- 0				
4- 0	0- 0	3- 0	HOME	1- 0	0- 0	0- 0				
6- 1	0- 0	2- 0	AWAY	0- 1	1- 0	3- 0				
0- 0	0- 0	0- 0	NEUTRAL	0- 0	0- 0	0- 0				

RPI 1-25				Team's RPI: 4				RPI 26-50				RPI 51-100				RPI 101+			
RPI	S	Opponent	Score					RPI	S	Opponent	Score					RPI	S	Opponent	Score
11	A	Gonzaga	52 64					29	A	Drake	89 83					57	A	Minnesota	77 69
14	A	Oregon St.	69 80					29	H	Drake	69 67					78	H	Illinois St.	87 74
								39	A	Oklahoma	96 90					85	A	Southern Ill.	68 70
								42	A	South Dakota	74 66								
								43	H	Bradley	90 56								
								46	A	UNI	66 55								
								46	H	UNI	80 66								
										LAST 10 Division I									
								29	A	Drake	89 83					283	A	Indiana St.	76 55
								46	A	UNI	66 55					85	A	Southern Ill.	68 70
								78	H	Illinois St.	87 74					46	H	UNI	80 66
								43	H	Bradley	90 56					29	H	Drake	69 67
								327	A	Evansville	81 55					184	A	Valparaiso	81 68

Non-Div I Games: William Jewell 111 39

Missouri St.

■ Loss,
 ■ Non-Conf, S Site,
 ■ Home
 ■ Away
 N Neutral

Average RPI Win: 281	WON-LOST	WINNING	LAST 10	STRENGTH OF	OPP. STRENGTH	TEAM	ADJ.	CONF.	ADJ CONF.
Average RPI Loss: 162	RECORD	PCT. RANK	GAMES	SCHEDULE	OF SCHEDULE	RPI	RPI	RPI	RPI
DIV. I ONLY	6- 16	294	2-8	196	253	284	284	24	24
DIV. I NON-CONF.	3- 6	235	0	133	148	187	187	25	25
TOTALS	RPI 1-25	RPI 26-50	W-L RECORDS	RPI 51-100	RPI 101-150	RPI 150+			
6- 16	0- 2	0- 0	OVERALL	0- 4	0- 2	6- 8			
3- 6	0- 0	0- 0	HOME	0- 1	0- 1	3- 4			
2- 10	0- 2	0- 0	AWAY	0- 3	0- 1	2- 4			
1- 0	0- 0	0- 0	NEUTRAL	0- 0	0- 0	1- 0			
3- 6	0- 2	0- 0	NON-CONFERENCE	0- 1	0- 2	3- 1			
1- 1	0- 0	0- 0	HOME	0- 0	0- 1	1- 0			
1- 5	0- 2	0- 0	AWAY	0- 1	0- 1	1- 1			
1- 0	0- 0	0- 0	NEUTRAL	0- 0	0- 0	1- 0			
3- 10	0- 0	0- 0	CONFERENCE	0- 3	0- 0	3- 7			
2- 5	0- 0	0- 0	HOME	0- 1	0- 0	2- 4			
1- 5	0- 0	0- 0	AWAY	0- 2	0- 0	1- 3			
0- 0	0- 0	0- 0	NEUTRAL	0- 0	0- 0	0- 0			

RPI 1-25				RPI 26-50				RPI 51-100				RPI 101+ Team's RPI: 284			
RPI	S	Opponent	Score	RPI	S	Opponent	Score	RPI	S	Opponent	Score	RPI	S	Opponent	Score
20	A	Princeton	40 52					71	A	Bucknell	37 71	119	A	San Diego	49 57
21	A	Arizona	34 86					81	A	Marist	66 76	142	H	Providence	52 68
								81	H	Marist	53 74	160	H	Lafayette	52 44
								100	A	Rider	25 48	180	A	Quinnipiac	53 60
												180	H	Quinnipiac	45 52
												226	A	Fairfield	38 49
												228	H	Iona	33 36
												232	H	Manhattan	62 60
												254	A	Loyola Maryland	48 64
												269	H	Niagara	70 73
												275	A	Siena	39 51
												309	A	Albany (NY)	53 41
												326	A	Saint Peter's	81 67
												326	H	Saint Peter's	59 57
												331	N	Purdue Fort Wayne	60 46
												339	H	Canisius	62 71
LAST 10 Division I															
326	H	Saint Peter's	59 57	269	H	Niagara	70 73								
180	H	Quinnipiac	45 52	180	A	Quinnipiac	53 60								
100	A	Rider	25 48	326	A	Saint Peter's	81 67								
81	H	Marist	53 74	228	H	Iona	33 36								
275	A	Siena	39 51	226	A	Fairfield	38 49								

Non-Div I Games:

Monmouth

Montana

Through Games Of Feb. 10, 2020

Average RPI Win:	247	WON-LOST	WINNING	LAST 10	STRENGTH OF	OPP. STRENGTH	TEAM	ADJ.	CONF.	ADJ CONF.
Average RPI Loss:	129	RECORD	PCT. RANK	GAMES	SCHEDULE	OF SCHEDULE	RPI	RPI	RPI	RPI
DIV. I ONLY	11- 9	140	5-5	169	239	175	175	18	18	
DIV. I NON-CONF.	3- 4	201	0	18	305	109	109	17	17	
TOTALS	RPI 1-25	RPI 26-50	W-L RECORDS	RPI 51-100	RPI 101-150	RPI 150+				
11- 9	0- 1	0- 1	OVERALL	0- 2	1- 1	10- 4				
6- 5	0- 1	0- 0	HOME	0- 2	1- 0	5- 2				
5- 3	0- 0	0- 1	AWAY	0- 0	0- 1	5- 1				
0- 1	0- 0	0- 0	NEUTRAL	0- 0	0- 0	0- 1				
3- 4	0- 1	0- 1	NON-CONFERENCE	0- 1	0- 0	3- 1				
1- 2	0- 1	0- 0	HOME	0- 1	0- 0	1- 0				
2- 1	0- 0	0- 1	AWAY	0- 0	0- 0	2- 0				
0- 1	0- 0	0- 0	NEUTRAL	0- 0	0- 0	0- 1				
8- 5	0- 0	0- 0	CONFERENCE	0- 1	1- 1	7- 3				
5- 3	0- 0	0- 0	HOME	0- 1	1- 0	4- 2				
3- 2	0- 0	0- 0	AWAY	0- 0	0- 1	3- 1				
0- 0	0- 0	0- 0	NEUTRAL	0- 0	0- 0	0- 0				

RPI 1-25				RPI 26-50				RPI 51-100				RPI 101+ Team's RPI: 175			
RPI	S	Opponent	Score	RPI	S	Opponent	Score	RPI	S	Opponent	Score	RPI	S	Opponent	Score
21	H	Arizona	42 77	42	A	South Dakota	64 96	59	H	Fresno St.	63 76	122	A	Idaho	51 52
								91	H	Montana St.	61 66	122	H	Idaho	69 60
												167	H	Southern Utah	81 74
												185	A	Northern Ariz.	79 71
												199	H	Idaho St.	53 67
												203	N	Santa Clara	58 68
												207	A	Portland St.	65 78
												207	H	Portland St.	62 55
												213	H	Northern Colo.	58 67
												234	A	Cal St. Fullerton	71 69
												238	H	Grand Canyon	72 67
												306	A	Eastern Wash.	77 56
												306	H	Eastern Wash.	92 54
												308	A	Sacramento St.	64 60
												319	H	Weber St.	85 57
												324	A	Utah Valley	63 52
LAST 10 Division I															
122	H	Idaho	69 60	199	H	Idaho St.	53 67								
306	A	Eastern Wash.	77 56	122	A	Idaho	51 52								
91	H	Montana St.	61 66	207	A	Portland St.	65 78								
207	H	Portland St.	62 55	306	H	Eastern Wash.	92 54								
319	H	Weber St.	85 57	213	H	Northern Colo.	58 67								

Non-Div I Games: Mont. St.-Northern 98 45 Mont. St. Billings 70 53

Montana

Loss, Non-Conf, S Site, H Home A Away N Neutral

Average RPI Win:	229	WON-LOST	WINNING	LAST 10	STRENGTH OF	OPP. STRENGTH	TEAM	ADJ.	CONF.	ADJ CONF.
Average RPI Loss:	70	RECORD	PCT. RANK	GAMES	SCHEDULE	OF SCHEDULE	RPI	RPI	RPI	RPI
DIV. I ONLY	13- 6	63	9-1	153	159	91	91	18	18	
DIV. I NON-CONF.	2- 5	259	0	11	60	122	122	17	17	
TOTALS	RPI 1-25	RPI 26-50	W-L RECORDS	RPI 51-100	RPI 101-150	RPI 150+				
13- 6	0- 2	0- 0	OVERALL	0- 2	1- 2	12- 0				
6- 2	0- 1	0- 0	HOME	0- 0	0- 1	6- 0				
7- 2	0- 0	0- 0	AWAY	0- 2	1- 0	6- 0				
0- 2	0- 1	0- 0	NEUTRAL	0- 0	0- 1	0- 0				
2- 5	0- 2	0- 0	NON-CONFERENCE	0- 2	0- 1	2- 0				
1- 1	0- 1	0- 0	HOME	0- 0	0- 0	1- 0				
1- 2	0- 0	0- 0	AWAY	0- 2	0- 0	1- 0				
0- 2	0- 1	0- 0	NEUTRAL	0- 0	0- 1	0- 0				
11- 1	0- 0	0- 0	CONFERENCE	0- 0	1- 1	10- 0				
5- 1	0- 0	0- 0	HOME	0- 0	0- 1	5- 0				
6- 0	0- 0	0- 0	AWAY	0- 0	1- 0	5- 0				
0- 0	0- 0	0- 0	NEUTRAL	0- 0	0- 0	0- 0				

RPI 1-25				RPI 26-50				RPI 51-100				Team's RPI: 91		RPI 101+			
RPI	S	Opponent	Score	RPI	S	Opponent	Score	RPI	S	Opponent	Score			RPI	S	Opponent	Score
11	H	Gonzaga	55 70					57	A	Minnesota	60 71			122	A	Idaho	62 56
17	N	Texas A&M	67 78					63	A	South Dakota St.	50 60			122	H	Idaho	68 69
														148	N	Wichita St.	64 66
														161	H	UC Davis	77 65
														167	H	Southern Utah	91 65
														175	A	Montana	66 61
														185	A	Northern Ariz.	72 64
														199	H	Idaho St.	67 59
														207	A	Portland St.	73 62
														213	H	Northern Colo.	91 58
														306	A	Eastern Wash.	89 85
														306	H	Eastern Wash.	79 47
														308	A	Sacramento St.	85 48
														310	A	Seattle U	73 65
														319	H	Weber St.	81 52
LAST 10 Division I																	
				306	H	Eastern Wash.	79 47					306	A	Eastern Wash.	89 85		
				122	A	Idaho	62 56					207	A	Portland St.	73 62		
				175	A	Montana	66 61					122	H	Idaho	68 69		
				199	H	Idaho St.	67 59					167	H	Southern Utah	91 65		
				319	H	Weber St.	81 52					213	H	Northern Colo.	91 58		

Non-Div I Games: Carroll (MT) 67 33 Mont. St.-Northern 93 34

Montana St.

Average RPI Win: 297	WON-LOST	WINNING	LAST 10	STRENGTH OF	OPP. STRENGTH	TEAM	ADJ.	CONF.	ADJ CONF.
Average RPI Loss: 133	RECORD	PCT. RANK	GAMES	SCHEDULE	OF SCHEDULE	RPI	RPI	RPI	RPI
DIV. I ONLY	7- 15	270	4-6	137	292	248	248	20	20
DIV. I NON-CONF.	2- 8	295	0	67	200	255	255	24	24
TOTALS	RPI 1-25	RPI 26-50	W-L RECORDS	RPI 51-100	RPI 101-150	RPI 150+			
7- 15	0- 1	0- 1	OVERALL	0- 4	0- 2	7- 7			
4- 6	0- 0	0- 0	HOME	0- 1	0- 2	4- 3			
3- 9	0- 1	0- 1	AWAY	0- 3	0- 0	3- 4			
0- 0	0- 0	0- 0	NEUTRAL	0- 0	0- 0	0- 0			
2- 8	0- 1	0- 1	NON-CONFERENCE	0- 2	0- 1	2- 3			
2- 2	0- 0	0- 0	HOME	0- 0	0- 1	2- 1			
0- 6	0- 1	0- 1	AWAY	0- 2	0- 0	0- 2			
0- 0	0- 0	0- 0	NEUTRAL	0- 0	0- 0	0- 0			
5- 7	0- 0	0- 0	CONFERENCE	0- 2	0- 1	5- 4			
2- 4	0- 0	0- 0	HOME	0- 1	0- 1	2- 2			
3- 3	0- 0	0- 0	AWAY	0- 1	0- 0	3- 2			
0- 0	0- 0	0- 0	NEUTRAL	0- 0	0- 0	0- 0			

RPI 1-25				RPI 26-50				RPI 51-100				RPI 101+ Team's RPI: 248			
RPI	S	Opponent	Score	RPI	S	Opponent	Score	RPI	S	Opponent	Score	RPI	S	Opponent	Score
8	A	Baylor	47 94	26	A	Kentucky	54 79	56	A	Belmont	62 71	128	H	Southeast Mo. St.	61 67
								62	A	Dayton	41 58	138	H	N.C. A&T	56 74
								68	H	UT Martin	64 82	162	A	Tennessee Tech	75 82
								96	A	Michigan St.	48 93	162	H	Tennessee Tech	55 75
												184	A	Valparaiso	53 55
												208	H	Stetson	55 58
												216	H	Radford	73 62
												224	A	Eastern Ill.	62 67
												224	H	Eastern Ill.	51 57
												250	H	Saint Francis (PA)	65 54
												251	A	Bowling Green	65 79
												298	A	Jacksonville St.	69 55
												298	H	Jacksonville St.	67 48
												338	A	SIUE	63 55
												338	H	SIUE	75 69
												340	A	Tennessee St.	84 47
LAST 10 Division I															
224	A	Eastern Ill.	62 67	162	A	Tennessee Tech	75 82								
338	A	SIUE	63 55	56	A	Belmont	62 71								
68	H	UT Martin	64 82	340	A	Tennessee St.	84 47								
128	H	Southeast Mo. St.	61 67	224	H	Eastern Ill.	51 57								
298	A	Jacksonville St.	69 55	338	H	SIUE	75 69								

Average RPI Win: 286		WON-LOST	WINNING	LAST 10	STRENGTH OF	OPP. STRENGTH	TEAM	ADJ.	CONF.	ADJ CONF.
Average RPI Loss: 195		RECORD	PCT. RANK	GAMES	SCHEDULE	OF SCHEDULE	RPI	RPI	RPI	RPI
DIV. I ONLY		10- 12	210	8-2	334	313	252	252	29	29
DIV. I NON-CONF.		2- 9	304	0	262	208	311	311	29	29
TOTALS		RPI 1-25	RPI 26-50	W-L RECORDS	RPI 51-100	RPI 101-150	RPI 150+			
10- 12	0- 0		0- 2	OVERALL	0- 2	1- 1	9- 7			
5- 1	0- 0		0- 0	HOME	0- 0	1- 0	4- 1			
5- 9	0- 0		0- 2	AWAY	0- 1	0- 1	5- 5			
0- 2	0- 0		0- 0	NEUTRAL	0- 1	0- 0	0- 1			
2- 9	0- 0		0- 2	NON-CONFERENCE	0- 2	0- 0	2- 5			
1- 0	0- 0		0- 0	HOME	0- 0	0- 0	1- 0			
1- 7	0- 0		0- 2	AWAY	0- 1	0- 0	1- 4			
0- 2	0- 0		0- 0	NEUTRAL	0- 1	0- 0	0- 1			
8- 3	0- 0		0- 0	CONFERENCE	0- 0	1- 1	7- 2			
4- 1	0- 0		0- 0	HOME	0- 0	1- 0	3- 1			
4- 2	0- 0		0- 0	AWAY	0- 0	0- 1	4- 1			
0- 0	0- 0		0- 0	NEUTRAL	0- 0	0- 0	0- 0			

RPI 1-25				RPI 26-50				RPI 51-100				RPI 101+				Team's RPI: 252	
RPI	S	Opponent	Score	RPI	S	Opponent	Score	RPI	S	Opponent	Score	RPI	S	Opponent	Score		
				32	A	Michigan	48 80	74	A	Nebraska	55 78	113	A	Bethune-Cookman	65 74		
				36	A	Marquette	48 70	75	N	Stony Brook	56 63	138	H	N.C. A&T	42 38		
												190	N	Akron	45 52		
												245	A	Marshall	57 52		
												256	A	Howard	68 52		
												256	H	Howard	74 67		
												258	A	Delaware St.	61 69		
												293	A	UMBC	63 65		
												295	H	Texas St.	72 62		
												303	A	Omaha	64 70		
												316	A	Hofstra	39 51		
												318	A	UMES	55 44		
												318	H	UMES	61 71		
												320	H	N.C. Central	86 79		
												326	A	Saint Peter's	77 78		
												343	A	Coppin St.	47 42		
												345	A	Florida A&M	59 47		
												348	H	South Carolina St.	77 47		
LAST 10 Division I																	
				320	H	N.C. Central	86 79	138	H	N.C. A&T	42 38						
				318	H	UMES	61 71	256	H	Howard	74 67						
				256	A	Howard	68 52	113	A	Bethune-Cookman	65 74						
				318	A	UMES	55 44	345	A	Florida A&M	59 47						
				343	A	Coppin St.	47 42	348	H	South Carolina St.	77 47						

Non-Div I Games:	Washington Adventis	84	52	Notre Dame (MD)	113	34
------------------	---------------------	----	----	-----------------	-----	----

Morgan St.

Loss, Non-Conf, S Site, H Home A Away N Neutral

Mt. St. Mary's

Through Games Of Feb. 10, 2020

Average RPI Win:	288	WON-LOST	WINNING	LAST 10	STRENGTH OF	OPP. STRENGTH	TEAM	ADJ.	CONF.	ADJ CONF.
Average RPI Loss:	153	RECORD	PCT. RANK	GAMES	SCHEDULE	OF SCHEDULE	RPI	RPI	RPI	RPI
DIV. I ONLY	13- 9	112	8-2	322	252	201	201	30	30	
DIV. I NON-CONF.	4- 7	225	0	137	120	189	189	30	30	
TOTALS	RPI 1-25	RPI 26-50	W-L RECORDS	RPI 51-100	RPI 101-150	RPI 150+				
13- 9	0- 1	0- 2	OVERALL	0- 0	1- 1	12- 5				
6- 2	0- 0	0- 0	HOME	0- 0	0- 1	6- 1				
6- 6	0- 1	0- 2	AWAY	0- 0	0- 0	6- 3				
1- 1	0- 0	0- 0	NEUTRAL	0- 0	1- 0	0- 1				
4- 7	0- 1	0- 2	NON-CONFERENCE	0- 0	1- 1	3- 3				
2- 1	0- 0	0- 0	HOME	0- 0	0- 1	2- 0				
1- 5	0- 1	0- 2	AWAY	0- 0	0- 0	1- 2				
1- 1	0- 0	0- 0	NEUTRAL	0- 0	1- 0	0- 1				
9- 2	0- 0	0- 0	CONFERENCE	0- 0	0- 0	9- 2				
4- 1	0- 0	0- 0	HOME	0- 0	0- 0	4- 1				
5- 1	0- 0	0- 0	AWAY	0- 0	0- 0	5- 1				
0- 0	0- 0	0- 0	NEUTRAL	0- 0	0- 0	0- 0				

RPI 1-25				RPI 26-50				RPI 51-100				RPI 101+ Team's RPI: 201			
RPI	S	Opponent	Score	RPI	S	Opponent	Score	RPI	S	Opponent	Score	RPI	S	Opponent	Score
15	A	Indiana	52 75	26	A	Kentucky	44 67					121	H	Lehigh	65 66
				33	A	Old Dominion	34 85					131	N	Richmond	75 67
												170	N	Hampton	60 68
												182	A	Towson	57 73
												200	A	Merrimack	55 76
												216	A	Radford	75 58
												254	H	Loyola Maryland	81 75
												276	H	Wagner	78 63
												293	H	UMBC	71 61
												301	A	Sacred Heart	67 58
												313	A	St. Francis Brooklyn	67 62
												313	H	St. Francis Brooklyn	69 60
												314	A	Bryant	76 70
												314	H	Bryant	67 72
												318	A	UMES	76 78
												325	A	Fairleigh Dickinson	69 61
												335	A	LIU Brooklyn	77 57
												335	H	LIU Brooklyn	75 57
												344	H	Central Conn. St.	72 64
LAST 10 Division I															
335	A	LIU Brooklyn	77 57	313	H	St. Francis Brooklyn	69 60								
313	A	St. Francis Brooklyn	67 62	344	H	Central Conn. St.	72 64								
301	A	Sacred Heart	67 58	200	A	Merrimack	55 76								
325	A	Fairleigh Dickinson	69 61	314	A	Bryant	76 70								
314	H	Bryant	67 72	335	H	LIU Brooklyn	75 57								

Non-Div I Games: Frostburg St. 94 40

Mt. St. Mary's

■ Loss,
 ■ Non-Conf,
 ■ S Site,
 ■ Home
 ■ A Away
 N Neutral

Average RPI Win:	278	WON-LOST	WINNING	LAST 10	STRENGTH OF	OPP. STRENGTH	TEAM	ADJ.	CONF.	ADJ CONF.
Average RPI Loss:	121	RECORD	PCT. RANK	GAMES	SCHEDULE	OF SCHEDULE	RPI	RPI	RPI	RPI
DIV. I ONLY	9- 12	223	3-7	264	201	240	240	20	20	
DIV. I NON-CONF.	5- 4	140	0	314	115	193	193	24	24	
TOTALS	RPI 1-25	RPI 26-50	W-L RECORDS	RPI 51-100	RPI 101-150	RPI 150+				
9- 12	0- 2	0- 0	OVERALL	0- 5	1- 1	8- 4				
6- 3	0- 0	0- 0	HOME	0- 2	1- 0	5- 1				
3- 9	0- 2	0- 0	AWAY	0- 3	0- 1	3- 3				
0- 0	0- 0	0- 0	NEUTRAL	0- 0	0- 0	0- 0				
5- 4	0- 2	0- 0	NON-CONFERENCE	0- 1	0- 0	5- 1				
2- 1	0- 0	0- 0	HOME	0- 0	0- 0	2- 1				
3- 3	0- 2	0- 0	AWAY	0- 1	0- 0	3- 0				
0- 0	0- 0	0- 0	NEUTRAL	0- 0	0- 0	0- 0				
4- 8	0- 0	0- 0	CONFERENCE	0- 4	1- 1	3- 3				
4- 2	0- 0	0- 0	HOME	0- 2	1- 0	3- 0				
0- 6	0- 0	0- 0	AWAY	0- 2	0- 1	0- 3				
0- 0	0- 0	0- 0	NEUTRAL	0- 0	0- 0	0- 0				

RPI 1-25				RPI 26-50				RPI 51-100				RPI 101+ Team's RPI: 240			
RPI	S	Opponent	Score	RPI	S	Opponent	Score	RPI	S	Opponent	Score	RPI	S	Opponent	Score
9	A	Mississippi St.	43 124					56	A	Belmont	53 70	128	A	Southeast Mo. St.	73 88
12	A	Louisville	40 76					56	H	Belmont	56 86	128	H	Southeast Mo. St.	70 62
								68	A	UT Martin	56 98	162	A	Tennessee Tech	72 77
								68	H	UT Martin	64 89	174	H	Samford	56 84
								85	A	Southern Ill.	66 76	224	H	Eastern Ill.	92 87
												239	H	Arkansas St.	77 62
												274	A	Lipscomb	67 57
												283	H	Indiana St.	70 62
												298	A	Jacksonville St.	51 68
												327	A	Evansville	61 59
												338	H	SIUE	74 60
												340	A	Tennessee St.	81 96
												340	H	Tennessee St.	100 62
												351	A	Mississippi Val.	72 66
LAST 10 Division I															
340	A	Tennessee St.	81 96	56	H	Belmont	56 86	128	A	Southeast Mo. St.	73 88	68	A	UT Martin	56 98
56	A	Belmont	53 70	128	A	Southeast Mo. St.	73 88	162	A	Tennessee Tech	72 77	298	A	Jacksonville St.	51 68
338	H	SIUE	74 60	68	A	UT Martin	56 98								
224	H	Eastern Ill.	92 87	162	A	Tennessee Tech	72 77								
340	H	Tennessee St.	100 62	298	A	Jacksonville St.	51 68								

Non-Div I Games: Cumberland (TN) 93 60 Christian Bros. 95 59

Murray St.

Loss, Non-Conf, S Site, H Home A Away N Neutral

Average RPI Win:	258	WON-LOST	WINNING	LAST 10	STRENGTH OF	OPP. STRENGTH	TEAM	ADJ.	CONF.	ADJ CONF.
Average RPI Loss:	120	RECORD	PCT. RANK	GAMES	SCHEDULE	OF SCHEDULE	RPI	RPI	RPI	RPI
DIV. I ONLY	14- 7	74	7-3	293	208	138	138	29	29	
DIV. I NON-CONF.	6- 4	123	0	158	51	81	81	29	29	
TOTALS	RPI 1-25	RPI 26-50	W-L RECORDS	RPI 51-100	RPI 101-150	RPI 150+				
14- 7	0- 1	0- 0	OVERALL	0- 2	1- 2	13- 2				
6- 1	0- 0	0- 0	HOME	0- 0	0- 1	6- 0				
7- 5	0- 1	0- 0	AWAY	0- 1	1- 1	6- 2				
1- 1	0- 0	0- 0	NEUTRAL	0- 1	0- 0	1- 0				
6- 4	0- 1	0- 0	NON-CONFERENCE	0- 2	1- 0	5- 1				
2- 0	0- 0	0- 0	HOME	0- 0	0- 0	2- 0				
3- 3	0- 1	0- 0	AWAY	0- 1	1- 0	2- 1				
1- 1	0- 0	0- 0	NEUTRAL	0- 1	0- 0	1- 0				
8- 3	0- 0	0- 0	CONFERENCE	0- 0	0- 2	8- 1				
4- 1	0- 0	0- 0	HOME	0- 0	0- 1	4- 0				
4- 2	0- 0	0- 0	AWAY	0- 0	0- 1	4- 1				
0- 0	0- 0	0- 0	NEUTRAL	0- 0	0- 0	0- 0				

RPI 1-25				RPI 26-50				RPI 51-100				RPI 101+ Team's RPI: 138			
RPI	S	Opponent	Score	RPI	S	Opponent	Score	RPI	S	Opponent	Score	RPI	S	Opponent	Score
13	A	NC State	44 80					73	N	Miami (FL)	67 68	113	A	Bethune-Cookman	50 70
								84	A	Georgia	54 72	113	H	Bethune-Cookman	58 69
												115	A	VCU	69 58
												151	H	UNC Greensboro	57 48
												171	H	Norfolk St.	53 39
												190	A	Akron	52 64
												197	A	Clemson	82 74
												239	N	Arkansas St.	55 50
												248	A	Morehead St.	74 56
												252	A	Morgan St.	38 42
												258	A	Delaware St.	69 45
												258	H	Delaware St.	58 53
												270	H	ETSU	80 69
												318	A	UMES	67 31
												343	A	Coppin St.	84 38
												345	A	Florida A&M	66 49
												345	H	Florida A&M	71 44
												348	H	South Carolina St.	66 55
LAST 10 Division I															
345	A	Florida A&M	66 49	113	H	Bethune-Cookman	58 69								
113	A	Bethune-Cookman	50 70	252	A	Morgan St.	38 42								
348	H	South Carolina St.	66 55	343	A	Coppin St.	84 38								
171	H	Norfolk St.	53 39	258	A	Delaware St.	69 45								
258	H	Delaware St.	58 53	318	A	UMES	67 31								

Non-Div I Games: Saint Augustine's 75 44 Johnson & Wales (NC121 61

N.C. A&T

Loss, Non-Conf, S Site, H Home A Away N Neutral

Average RPI Win:	306	WON-LOST	WINNING	LAST 10	STRENGTH OF	OPP. STRENGTH	TEAM	ADJ.	CONF.	ADJ CONF.
Average RPI Loss:	200	RECORD	PCT. RANK	GAMES	SCHEDULE	OF SCHEDULE	RPI	RPI	RPI	RPI
DIV. I ONLY	6- 15	290	4-6	344	271	320	320	29	29	
DIV. I NON-CONF.	2- 9	304	0	229	206	310	310	29	29	
TOTALS	RPI 1-25	RPI 26-50	W-L RECORDS	RPI 51-100	RPI 101-150	RPI 150+				
6- 15	0- 1	0- 0	OVERALL	0- 1	1- 2	5- 11				
3- 5	0- 0	0- 0	HOME	0- 0	1- 0	2- 5				
3- 9	0- 1	0- 0	AWAY	0- 1	0- 2	3- 5				
0- 1	0- 0	0- 0	NEUTRAL	0- 0	0- 0	0- 1				
2- 9	0- 1	0- 0	NON-CONFERENCE	0- 1	1- 1	1- 6				
1- 3	0- 0	0- 0	HOME	0- 0	1- 0	0- 3				
1- 5	0- 1	0- 0	AWAY	0- 1	0- 1	1- 2				
0- 1	0- 0	0- 0	NEUTRAL	0- 0	0- 0	0- 1				
4- 6	0- 0	0- 0	CONFERENCE	0- 0	0- 1	4- 5				
2- 2	0- 0	0- 0	HOME	0- 0	0- 0	2- 2				
2- 4	0- 0	0- 0	AWAY	0- 0	0- 1	2- 3				
0- 0	0- 0	0- 0	NEUTRAL	0- 0	0- 0	0- 0				

RPI	S	Opponent	Score	RPI	S	Opponent	Score	RPI	S	Opponent	Score	RPI	S	Opponent	Score	Team's RPI: 320
7	A	Iowa	50 102					79	A	North Carolina	53 92	113	A	Bethune-Cookman	52 73	
												118	H	Campbell	67 64	
												140	A	California	69 90	
												171	H	Norfolk St.	75 83	
												187	H	High Point	58 78	
												205	N	Penn St.	68 92	
												219	A	CSU Bakersfield	71 80	
												252	A	Morgan St.	79 86	
												255	A	Col. of Charleston	78 85	
												257	H	Winthrop	46 56	
												258	A	Delaware St.	54 64	
												258	H	Delaware St.	60 64	
												286	H	FIU	58 59	
												318	A	UMES	63 65	
												335	A	LIU Brooklyn	61 59	
												343	A	Coppin St.	58 44	
												345	A	Florida A&M	71 70	
												345	H	Florida A&M	66 57	
												348	H	South Carolina St.	90 49	
LAST 10 Division I																
252	A	Morgan St.	79 86	345	A	Florida A&M	71 70									
343	A	Coppin St.	58 44	113	A	Bethune-Cookman	52 73									
171	H	Norfolk St.	75 83	318	A	UMES	63 65									
348	H	South Carolina St.	90 49	258	A	Delaware St.	54 64									
258	H	Delaware St.	60 64	345	H	Florida A&M	66 57									

Non-Div I Games: Washington Adventist 83 48 Lincoln (PA) 53 68

N.C. Central

Average RPI Win:	131	WON-LOST	WINNING	LAST 10	STRENGTH OF	OPP. STRENGTH	TEAM	ADJ.	CONF.	ADJ CONF.
Average RPI Loss:	79	RECORD	PCT. RANK	GAMES	SCHEDULE	OF SCHEDULE	RPI	RPI	RPI	RPI
DIV. I ONLY	22- 1	2	9-1	88	32	13	13	5	5	
DIV. I NON-CONF.	11- 0	1	0	164	48	15	15	3	3	
TOTALS	RPI 1-25	RPI 26-50	W-L RECORDS	RPI 51-100	RPI 101-150	RPI 150+				
22- 1	2- 0	4- 0	OVERALL	3- 1	4- 0	9- 0				
12- 0	2- 0	1- 0	HOME	2- 0	3- 0	4- 0				
8- 1	0- 0	2- 0	AWAY	1- 1	1- 0	4- 0				
2- 0	0- 0	1- 0	NEUTRAL	0- 0	0- 0	1- 0				
11- 0	1- 0	1- 0	NON-CONFERENCE	0- 0	2- 0	7- 0				
7- 0	1- 0	0- 0	HOME	0- 0	2- 0	4- 0				
2- 0	0- 0	0- 0	AWAY	0- 0	0- 0	2- 0				
2- 0	0- 0	1- 0	NEUTRAL	0- 0	0- 0	1- 0				
11- 1	1- 0	3- 0	CONFERENCE	3- 1	2- 0	2- 0				
5- 0	1- 0	1- 0	HOME	2- 0	1- 0	0- 0				
6- 1	0- 0	2- 0	AWAY	1- 1	1- 0	2- 0				
0- 0	0- 0	0- 0	NEUTRAL	0- 0	0- 0	0- 0				

RPI	S	Opponent	Score	RPI	S	Opponent	Score	RPI	S	Opponent	Score	RPI	S	Opponent	Score
3	H	Maryland	66 59	31	N	Texas	84 73	51	H	Virginia	80 60	104	A	Notre Dame	90 56
23	H	Florida St.	68 51	34	A	Virginia Tech	71 59	76	A	Boston College	72 54	117	H	Wake Forest	59 45
				34	H	Virginia Tech	76 69	79	A	North Carolina	60 66	137	H	Elon	62 49
				37	A	Duke	63 60	79	H	North Carolina	76 68	138	H	N.C. A&T	80 44
												155	A	Saint Mary's (CA)	87 70
												178	A	Hawaii	68 59
												197	A	Clemson	79 60
												225	H	Maine	62 34
												230	H	Lamar University	81 40
												233	H	Chattanooga	74 38
												262	N	North Texas	76 65
												263	H	UNCW	80 40
												278	A	Pittsburgh	88 44
LAST 10 Division I															
				34	A	Virginia Tech	71 59	117	H	Wake Forest	59 45				
				37	A	Duke	63 60	23	H	Florida St.	68 51				
				197	A	Clemson	79 60	104	A	Notre Dame	90 56				
				79	H	North Carolina	76 68	79	A	North Carolina	60 66				
				278	A	Pittsburgh	88 44	51	H	Virginia	80 60				

Non-Div I Games:

NC State

**N
J
I
T**

N
J
I
T

NJIT

Page 186

Average RPI Win: 232	WON-LOST	WINNING	LAST 10	STRENGTH OF	OPP. STRENGTH	TEAM	ADJ.	CONF.	ADJ CONF.
Average RPI Loss: 163	RECORD	PCT. RANK	GAMES	SCHEDULE	OF SCHEDULE	RPI	RPI	RPI	RPI
DIV. I ONLY	6- 15	290	2-8	209	211	296	296	15	15
DIV. I NON-CONF.	4- 6	212	0	321	232	288	288	16	16
TOTALS	RPI 1-25	RPI 26-50	W-L RECORDS	RPI 51-100	RPI 101-150	RPI 150+			
6- 15	0- 0	0- 0	OVERALL	0- 4	1- 4	5- 7			
5- 6	0- 0	0- 0	HOME	0- 2	1- 2	4- 2			
1- 9	0- 0	0- 0	AWAY	0- 2	0- 2	1- 5			
0- 0	0- 0	0- 0	NEUTRAL	0- 0	0- 0	0- 0			
4- 6	0- 0	0- 0	NON-CONFERENCE	0- 1	0- 0	4- 5			
3- 1	0- 0	0- 0	HOME	0- 0	0- 0	3- 1			
1- 5	0- 0	0- 0	AWAY	0- 1	0- 0	1- 4			
0- 0	0- 0	0- 0	NEUTRAL	0- 0	0- 0	0- 0			
2- 9	0- 0	0- 0	CONFERENCE	0- 3	1- 4	1- 2			
2- 5	0- 0	0- 0	HOME	0- 2	1- 2	1- 1			
0- 4	0- 0	0- 0	AWAY	0- 1	0- 2	0- 1			
0- 0	0- 0	0- 0	NEUTRAL	0- 0	0- 0	0- 0			

RPI S	Opponent	Score	RPI S	Opponent	Score	RPI S	Opponent	Score	RPI S	Opponent	Score	Team's RPI: 296
						71	H Bucknell	34 61	121	A Lehigh	40 70	
						79	A North Carolina	40 80	121	H Lehigh	53 60	
						82	A Colgate	55 80	143	A Holy Cross	43 57	
						82	H Colgate	53 65	143	H Holy Cross	49 58	
									150	H Boston U.	46 41	
									160	A Lafayette	52 79	
									197	A Clemson	65 52	
									206	H La Salle	61 46	
									212	A Saint Joseph's	40 49	
									225	A Maine	41 46	
									226	A Fairfield	52 66	
									227	H George Mason	58 67	
									229	H Kennesaw St.	82 62	
									254	H Loyola Maryland	44 50	
									300	H Army West Point	57 45	
									305	A Vermont	56 64	
									311	H Air Force	67 59	
LAST 10 Division I												
			82	H Colgate	53 65	160	A Lafayette	52 79				
			254	H Loyola Maryland	44 50	121	H Lehigh	53 60				
			143	A Holy Cross	43 57	82	A Colgate	55 80				
			300	H Army West Point	57 45	71	H Bucknell	34 61				
			150	H Boston U.	46 41	143	H Holy Cross	49 58				

Non-Div I Games: Stevenson 70 36

Navy

Loss, Non-Conf, S Site, H Home A Away N Neutral

Nebraska

Through Games Of Feb. 10, 2020

Average RPI Win:	163	WON-LOST	WINNING	LAST 10	STRENGTH OF	OPP. STRENGTH	TEAM	ADJ.	CONF.	ADJ CONF.
Average RPI Loss:	36	RECORD	PCT. RANK	GAMES	SCHEDULE	OF SCHEDULE	RPI	RPI	RPI	RPI
DIV. I ONLY	15- 9	94	3-7	63	24	74	74	2	2	
DIV. I NON-CONF.	10- 1	20	0	282	163	93	93	2	2	
TOTALS	RPI 1-25	RPI 26-50	W-L RECORDS	RPI 51-100	RPI 101-150	RPI 150+				
15- 9	1- 3	2- 4	OVERALL	2- 2	3- 0	7- 0				
11- 4	1- 1	2- 3	HOME	1- 0	1- 0	6- 0				
2- 5	0- 2	0- 1	AWAY	0- 2	2- 0	0- 0				
2- 0	0- 0	0- 0	NEUTRAL	1- 0	0- 0	1- 0				
10- 1	0- 0	1- 1	NON-CONFERENCE	1- 0	1- 0	7- 0				
7- 1	0- 0	1- 1	HOME	0- 0	0- 0	6- 0				
1- 0	0- 0	0- 0	AWAY	0- 0	1- 0	0- 0				
2- 0	0- 0	0- 0	NEUTRAL	1- 0	0- 0	1- 0				
5- 8	1- 3	1- 3	CONFERENCE	1- 2	2- 0	0- 0				
4- 3	1- 1	1- 2	HOME	1- 0	1- 0	0- 0				
1- 5	0- 2	0- 1	AWAY	0- 2	1- 0	0- 0				
0- 0	0- 0	0- 0	NEUTRAL	0- 0	0- 0	0- 0				

RPI	S	Opponent	Score	RPI	S	Opponent	Score	RPI	S	Opponent	Score	RPI	S	Opponent	Score
3	A	Maryland	69 87	27	H	Ohio St.	74 80	57	A	Minnesota	61 67	129	A	Missouri	90 85
7	A	Iowa	60 76	32	H	Michigan	74 71	57	H	Minnesota	72 58	130	A	Wisconsin	72 71
7	H	Iowa	78 69	35	H	Creighton	74 79	83	N	Southern California	67 54	130	H	Wisconsin	65 50
15	H	Indiana	53 57	37	H	Duke	83 79	96	A	Michigan St.	70 78	209	H	Oral Roberts	77 67
				40	H	Purdue	68 76					232	H	Manhattan	71 51
				47	A	Rutgers	65 69					237	H	Southern U.	73 39
												252	H	Morgan St.	78 55
												272	H	Alabama A&M	68 46
												301	N	Sacred Heart	72 49
												338	H	SIUE	63 49
LAST 10 Division I															
15	H	Indiana	53 57	40	H	Purdue	68 76								
7	A	Iowa	60 76	32	H	Michigan	74 71								
27	H	Ohio St.	74 80	3	A	Maryland	69 87								
57	A	Minnesota	61 67	47	A	Rutgers	65 69								
130	A	Wisconsin	72 71	130	H	Wisconsin	65 50								

Non-Div I Games:

Nebraska

 Loss,
 Non-Conf,
 S Site,
 H Home
 A Away
N Neutral

Average RPI Win: 275	WON-LOST	WINNING	LAST 10	STRENGTH OF	OPP. STRENGTH	TEAM	ADJ.	CONF.	ADJ CONF.
Average RPI Loss: 171	RECORD	PCT. RANK	GAMES	SCHEDULE	OF SCHEDULE	RPI	RPI	RPI	RPI
DIV. I ONLY	11- 12	189	5-5	315	247	259	259	17	17
DIV. I NON-CONF.	6- 4	123	0	319	302	227	227	23	23
TOTALS	RPI 1-25	RPI 26-50	W-L RECORDS	RPI 51-100	RPI 101-150	RPI 150+			
11- 12	0- 0	0- 0	OVERALL	0- 2	0- 3	11- 7			
7- 4	0- 0	0- 0	HOME	0- 0	0- 2	7- 2			
3- 8	0- 0	0- 0	AWAY	0- 2	0- 1	3- 5			
1- 0	0- 0	0- 0	NEUTRAL	0- 0	0- 0	1- 0			
6- 4	0- 0	0- 0	NON-CONFERENCE	0- 2	0- 1	6- 1			
4- 1	0- 0	0- 0	HOME	0- 0	0- 1	4- 0			
1- 3	0- 0	0- 0	AWAY	0- 2	0- 0	1- 1			
1- 0	0- 0	0- 0	NEUTRAL	0- 0	0- 0	1- 0			
5- 8	0- 0	0- 0	CONFERENCE	0- 0	0- 2	5- 6			
3- 3	0- 0	0- 0	HOME	0- 0	0- 1	3- 2			
2- 5	0- 0	0- 0	AWAY	0- 0	0- 1	2- 4			
0- 0	0- 0	0- 0	NEUTRAL	0- 0	0- 0	0- 0			

RPI S	Opponent	Score	RPI S	Opponent	Score	RPI S	Opponent	Score	RPI S	Opponent	Score	Team's RPI: 259
						83	A Southern California	47 50	103	H SFA	65 80	
						92	A Utah	62 68	127	A Boise St.	40 54	
									127	H Boise St.	72 83	
									153	A San Jose St.	80 76	
									153	H San Jose St.	70 72	
									155	H Saint Mary's (CA)	78 72	
									177	A UNLV	64 66	
									194	A New Mexico	67 87	
									204	A Wyoming	59 83	
									207	A Portland St.	75 80	
									260	H San Diego St.	70 69	
									268	A Colorado St.	70 75	
									268	H Colorado St.	74 63	
									277	H Utah St.	69 60	
									307	N UTRGV	62 57	
									308	H Sacramento St.	83 72	
									311	A Air Force	71 67	
									311	H Air Force	61 68	
									312	H Cal Poly	71 40	
									324	A Utah Valley	60 57	
									350	H Chicago St.	80 60	
LAST 10 Division I												
			153	A San Jose St.	80 76		177	A UNLV	64 66			
			311	A Air Force	71 67		260	H San Diego St.	70 69			
			127	H Boise St.	72 83		204	A Wyoming	59 83			
			268	H Colorado St.	74 63		277	H Utah St.	69 60			
			194	A New Mexico	67 87		153	H San Jose St.	70 72			

Non-Div I Games: Stanislaus St. 80 62

Nevada

New Hampshire

Through Games Of Feb. 10, 2020

Average RPI Win:	319	WON-LOST	WINNING	LAST 10	STRENGTH OF	OPP. STRENGTH	TEAM	ADJ.	CONF.	ADJ CONF.
Average RPI Loss:	158	RECORD	PCT. RANK	GAMES	SCHEDULE	OF SCHEDULE	RPI	RPI	RPI	RPI
DIV. I ONLY	6- 15	290	4-6	157	317	253	253	27	27	
DIV. I NON-CONF.	2- 9	304	0	171	267	292	292	27	27	
TOTALS	RPI 1-25	RPI 26-50	W-L RECORDS	RPI 51-100	RPI 101-150	RPI 150+				
6- 15	0- 2	0- 0	OVERALL	0- 2	0- 3	6- 8				
2- 6	0- 0	0- 0	HOME	0- 1	0- 1	2- 4				
4- 9	0- 2	0- 0	AWAY	0- 1	0- 2	4- 4				
0- 0	0- 0	0- 0	NEUTRAL	0- 0	0- 0	0- 0				
2- 9	0- 2	0- 0	NON-CONFERENCE	0- 0	0- 3	2- 4				
1- 3	0- 0	0- 0	HOME	0- 0	0- 1	1- 2				
1- 6	0- 2	0- 0	AWAY	0- 0	0- 2	1- 2				
0- 0	0- 0	0- 0	NEUTRAL	0- 0	0- 0	0- 0				
4- 6	0- 0	0- 0	CONFERENCE	0- 2	0- 0	4- 4				
1- 3	0- 0	0- 0	HOME	0- 1	0- 0	1- 2				
3- 3	0- 0	0- 0	AWAY	0- 1	0- 0	3- 2				
0- 0	0- 0	0- 0	NEUTRAL	0- 0	0- 0	0- 0				

RPI 1-25				RPI 26-50				RPI 51-100				RPI 101+ Team's RPI: 253			
RPI	S	Opponent	Score	RPI	S	Opponent	Score	RPI	S	Opponent	Score	RPI	S	Opponent	Score
8	A	Baylor	29 97					75	A	Stony Brook	50 52	143	A	Holy Cross	61 82
20	A	Princeton	37 77					75	H	Stony Brook	44 53	149	A	Massachusetts	65 67
												150	H	Boston U.	64 78
												193	H	Binghamton	53 63
												198	A	Dartmouth	47 66
												200	A	Merrimack	54 64
												211	H	Brown	68 76
												217	A	UMass Lowell	53 58
												217	H	UMass Lowell	53 66
												225	A	Maine	50 67
												291	H	North Dakota St.	61 67
												293	A	UMBC	72 63
												305	A	Vermont	59 51
												309	A	Albany (NY)	48 47
												314	A	Bryant	68 56
												344	H	Central Conn. St.	70 59
												349	H	Hartford	72 71
LAST 10 Division I															
75	A	Stony Brook	50 52	309	A	Albany (NY)	48 47								
217	H	UMass Lowell	53 66	75	H	Stony Brook	44 53								
305	A	Vermont	59 51	225	A	Maine	50 67								
193	H	Binghamton	53 63	349	H	Hartford	72 71								
293	A	UMBC	72 63	217	A	UMass Lowell	53 58								

Non-Div I Games: Wheaton (MA) 89 44

New Hampshire

Loss, Non-Conf, S Site, H Home A Away N Neutral

Average RPI Win:	234	WON-LOST	WINNING	LAST 10	STRENGTH OF	OPP. STRENGTH	TEAM	ADJ.	CONF.	ADJ CONF.
Average RPI Loss:	135	RECORD	PCT. RANK	GAMES	SCHEDULE	OF SCHEDULE	RPI	RPI	RPI	RPI
DIV. I ONLY	12- 12	173	4-6	170	186	194	194	17	17	
DIV. I NON-CONF.	8- 4	90	0	239	140	150	150	23	23	
TOTALS	RPI 1-25	RPI 26-50	W-L RECORDS	RPI 51-100	RPI 101-150	RPI 150+				
12- 12	0- 0	0- 2	OVERALL	0- 3	2- 1	10- 6				
7- 6	0- 0	0- 0	HOME	0- 2	1- 0	6- 4				
4- 5	0- 0	0- 1	AWAY	0- 1	0- 1	4- 2				
1- 1	0- 0	0- 1	NEUTRAL	0- 0	1- 0	0- 0				
8- 4	0- 0	0- 2	NON-CONFERENCE	0- 1	2- 0	6- 1				
5- 2	0- 0	0- 0	HOME	0- 1	1- 0	4- 1				
2- 1	0- 0	0- 1	AWAY	0- 0	0- 0	2- 0				
1- 1	0- 0	0- 1	NEUTRAL	0- 0	1- 0	0- 0				
4- 8	0- 0	0- 0	CONFERENCE	0- 2	0- 1	4- 5				
2- 4	0- 0	0- 0	HOME	0- 1	0- 0	2- 3				
2- 4	0- 0	0- 0	AWAY	0- 1	0- 1	2- 2				
0- 0	0- 0	0- 0	NEUTRAL	0- 0	0- 0	0- 0				

RPI 1-25				RPI 26-50				RPI 51-100				RPI 101+				Team's RPI: 194	
RPI	S	Opponent	Score	RPI	S	Opponent	Score	RPI	S	Opponent	Score	RPI	S	Opponent	Score		
				28	A	Arizona St.	47 84	59	A	Fresno St.	81 84	127	A	Boise St.	82 83		
				45	N	West Virginia	60 73	59	H	Fresno St.	78 84	129	N	Missouri	71 68		
								70	H	Ball St.	57 70	142	H	Providence	86 68		
												153	A	San Jose St.	85 89		
												153	H	San Jose St.	80 81		
												156	H	Houston	81 71		
												177	H	UNLV	51 68		
												185	H	Northern Ariz.	83 76		
												204	A	Wyoming	74 71		
												204	H	Wyoming	66 73		
												218	A	UTEP	93 78		
												259	H	Nevada	87 67		
												260	A	San Diego St.	74 75		
												268	H	Colorado St.	73 62		
												280	H	LMU (CA)	72 73		
												288	H	UC Riverside	80 70		
												311	A	Air Force	75 53		
												321	A	New Mexico St.	86 67		
												321	H	New Mexico St.	107 53		
LAST 10 Division I																	
				204	A	Wyoming	74 71	177	H	UNLV	51 68						
				59	H	Fresno St.	78 84	268	H	Colorado St.	73 62						
				260	A	San Diego St.	74 75	311	A	Air Force	75 53						
				259	H	Nevada	87 67	59	A	Fresno St.	81 84						
				153	A	San Jose St.	85 89	153	H	San Jose St.	80 81						

Non-Div I Games: Northern N.M. 92 44

New Mexico

■ Loss,
 ■ Non-Conf, S Site,
 ■ Home
 ■ Away
 N Neutral

Average RPI Win:	317	WON-LOST	WINNING	LAST 10	STRENGTH OF	OPP. STRENGTH	TEAM	ADJ.	CONF.	ADJ CONF.
Average RPI Loss:	210	RECORD	PCT. RANK	GAMES	SCHEDULE	OF SCHEDULE	RPI	RPI	RPI	RPI
DIV. I ONLY	7- 15	270	5-5	320	333	321	321	31	31	
DIV. I NON-CONF.	2- 10	313	0	252	280	323	323	32	32	
TOTALS	RPI 1-25	RPI 26-50	W-L RECORDS	RPI 51-100	RPI 101-150	RPI 150+				
7- 15	0- 0	0- 1	OVERALL	0- 0	0- 1	7- 13				
5- 7	0- 0	0- 1	HOME	0- 0	0- 0	5- 6				
2- 6	0- 0	0- 0	AWAY	0- 0	0- 1	2- 5				
0- 2	0- 0	0- 0	NEUTRAL	0- 0	0- 0	0- 2				
2- 10	0- 0	0- 1	NON-CONFERENCE	0- 0	0- 1	2- 8				
1- 5	0- 0	0- 1	HOME	0- 0	0- 0	1- 4				
1- 3	0- 0	0- 0	AWAY	0- 0	0- 1	1- 2				
0- 2	0- 0	0- 0	NEUTRAL	0- 0	0- 0	0- 2				
5- 5	0- 0	0- 0	CONFERENCE	0- 0	0- 0	5- 5				
4- 2	0- 0	0- 0	HOME	0- 0	0- 0	4- 2				
1- 3	0- 0	0- 0	AWAY	0- 0	0- 0	1- 3				
0- 0	0- 0	0- 0	NEUTRAL	0- 0	0- 0	0- 0				

RPI 1-25				RPI 26-50				RPI 51-100				RPI 101+				Team's RPI: 321	
RPI	S	Opponent	Score	RPI	S	Opponent	Score	RPI	S	Opponent	Score	RPI	S	Opponent	Score		
				28	H	Arizona St.	47 70					108	A	Abilene Christian	54 67		
												176	N	Western Mich.	76 79		
												186	H	Pepperdine	69 72		
												194	A	New Mexico	53 107		
												194	H	New Mexico	67 86		
												218	A	UTEP	45 65		
												218	H	UTEP	57 63		
												219	A	CSU Bakersfield	59 60		
												222	A	UMKC	52 56		
												222	H	UMKC	50 55		
												238	A	Grand Canyon	49 60		
												288	H	UC Riverside	58 60		
												290	H	California Baptist	57 56		
												292	A	Denver	78 75		
												307	H	UTRGV	76 75		
												310	H	Seattle U	83 65		
												315	N	Georgia St.	51 59		
												319	H	Weber St.	77 47		
												324	H	Utah Valley	54 58		
												350	A	Chicago St.	73 60		
												350	H	Chicago St.	80 56		
LAST 10 Division I																	
				222	H	UMKC	50 55	310	H	Seattle U	83 65						
				350	H	Chicago St.	80 56	324	H	Utah Valley	54 58						
				238	A	Grand Canyon	49 60	222	A	UMKC	52 56						
				219	A	CSU Bakersfield	59 60	350	A	Chicago St.	73 60						
				307	H	UTRGV	76 75	290	H	California Baptist	57 56						

Non-Div I Games: Western N.M. 75 56

New Mexico St.

■ Loss,
 ■ Non-Conf,
 ■ S Site,
 ■ H Home
 ■ A Away
 N Neutral

Average RPI Win:	261	WON-LOST	WINNING	LAST 10	STRENGTH OF	OPP. STRENGTH	TEAM	ADJ.	CONF.	ADJ CONF.
Average RPI Loss:	129	RECORD	PCT. RANK	GAMES	SCHEDULE	OF SCHEDULE	RPI	RPI	RPI	RPI
DIV. I ONLY	10- 10	173	7-3	175	264	166	166	23	23	
DIV. I NON-CONF.	2- 5	259	0	92	122	188	188	21	21	
TOTALS	RPI 1-25	RPI 26-50	W-L RECORDS	RPI 51-100	RPI 101-150	RPI 150+				
10- 10	0- 1	0- 2	OVERALL	0- 0	1- 3	9- 4				
5- 3	0- 0	0- 0	HOME	0- 0	1- 1	4- 2				
5- 7	0- 1	0- 2	AWAY	0- 0	0- 2	5- 2				
0- 0	0- 0	0- 0	NEUTRAL	0- 0	0- 0	0- 0				
2- 5	0- 1	0- 2	NON-CONFERENCE	0- 0	0- 0	2- 2				
1- 1	0- 0	0- 0	HOME	0- 0	0- 0	1- 1				
1- 4	0- 1	0- 2	AWAY	0- 0	0- 0	1- 1				
0- 0	0- 0	0- 0	NEUTRAL	0- 0	0- 0	0- 0				
8- 5	0- 0	0- 0	CONFERENCE	0- 0	1- 3	7- 2				
4- 2	0- 0	0- 0	HOME	0- 0	1- 1	3- 1				
4- 3	0- 0	0- 0	AWAY	0- 0	0- 2	4- 1				
0- 0	0- 0	0- 0	NEUTRAL	0- 0	0- 0	0- 0				

RPI	S	Opponent	Score	RPI	S	Opponent	Score	RPI	S	Opponent	Score	RPI	S	Opponent	Score	Team's RPI: 166
24	A	LSU	49	83	38	A	Arkansas	52	82	103	A	SFA	47	59		
					49	A	Iowa St.	53	71	103	H	SFA	53	50		
										108	A	Abilene Christian	62	76		
										114	H	A&M-Corpus Christi	53	83		
										164	H	Louisiana	60	65		
										169	H	Sam Houston St.	46	78		
										214	H	North Dakota	79	73		
										215	A	Central Ark.	49	37		
										221	A	Southeastern La.	57	73		
										230	A	Lamar University	62	57		
										279	A	Ole Miss	69	64		
										285	A	Incarinate Word	67	55		
										294	H	Nicholls St.	77	65		
										295	A	Texas St.	49	51		
										323	H	Houston Baptist	88	84		
										332	A	Northwestern St.	77	63		
										334	H	McNeese	78	59		
LAST 10 Division I																
103	A	SFA	47	59	114	H	A&M-Corpus Christi	53	83							
323	H	Houston Baptist	88	84	334	H	McNeese	78	59							
221	A	Southeastern La.	57	73	285	A	Incarinate Word	67	55							
332	A	Northwestern St.	77	63	215	A	Central Ark.	49	37							
294	H	Nicholls St.	77	65	103	H	SFA	53	50							

Non-Div I Games: Pensacola Christian91 31 Tougaloo 91 69

New Orleans

Loss, Non-Conf, S Site, H Home A Away N Neutral

Niagara

Through Games Of Feb. 10, 2020

Average RPI Win: 297	WON-LOST	WINNING	LAST 10	STRENGTH OF	OPP. STRENGTH	TEAM	ADJ.	CONF.	ADJ CONF.
Average RPI Loss: 161	RECORD	PCT. RANK	GAMES	SCHEDULE	OF SCHEDULE	RPI	RPI	RPI	RPI
DIV. I ONLY	7- 15	270	4-6	199	318	269	269	24	24
DIV. I NON-CONF.	2- 7	288	0	191	318	271	271	25	25
TOTALS	RPI 1-25	RPI 26-50	W-L RECORDS	RPI 51-100	RPI 101-150	RPI 150+			
7- 15	0- 0	0- 1	OVERALL	0- 5	0- 2	7- 7			
4- 5	0- 0	0- 0	HOME	0- 2	0- 1	4- 2			
3- 10	0- 0	0- 1	AWAY	0- 3	0- 1	3- 5			
0- 0	0- 0	0- 0	NEUTRAL	0- 0	0- 0	0- 0			
2- 7	0- 0	0- 1	NON-CONFERENCE	0- 1	0- 2	2- 3			
1- 1	0- 0	0- 0	HOME	0- 0	0- 1	1- 0			
1- 6	0- 0	0- 1	AWAY	0- 1	0- 1	1- 3			
0- 0	0- 0	0- 0	NEUTRAL	0- 0	0- 0	0- 0			
5- 8	0- 0	0- 0	CONFERENCE	0- 4	0- 0	5- 4			
3- 4	0- 0	0- 0	HOME	0- 2	0- 0	3- 2			
2- 4	0- 0	0- 0	AWAY	0- 2	0- 0	2- 2			
0- 0	0- 0	0- 0	NEUTRAL	0- 0	0- 0	0- 0			

RPI 1-25			RPI 26-50			RPI 51-100			RPI 101+			Team's RPI: 269			
RPI	S	Opponent	Score	RPI	S	Opponent	Score	RPI	S	Opponent	Score	RPI	S	Opponent	Score
47	A	Rutgers	37 87	81	A	Marist	57 82	107	H	Buffalo	67 81				
				81	H	Marist	67 94	132	A	Cornell	59 82				
				82	A	Colgate	72 85	193	A	Binghamton	55 74				
				100	A	Rider	75 79	226	H	Fairfield	65 77				
				100	H	Rider	55 71	228	A	Iona	63 57				
								228	H	Iona	58 70				
								232	A	Manhattan	65 68				
								256	A	Howard	42 91				
								275	A	Siena	54 59				
								275	H	Siena	68 61				
								281	H	Oakland	77 63				
								282	A	St. Bonaventure	67 71				
								284	A	Monmouth	73 70				
								326	H	Saint Peter's	97 89				
								339	H	Canisius	81 62				
								343	A	Coppin St.	82 67				
LAST 10 Division I															
228	H	Iona	58 70	100	H	Rider	55 71								
226	H	Fairfield	65 77	326	H	Saint Peter's	97 89								
81	A	Marist	57 82	284	A	Monmouth	73 70								
275	A	Siena	54 59	228	A	Iona	63 57								
339	H	Canisius	81 62	81	H	Marist	67 94								

Non-Div I Games:

Niagara

Loss, Non-Conf, S Site, H Home A Away N Neutral

Average RPI Win: 306	WON-LOST	WINNING	LAST 10	STRENGTH OF	OPP. STRENGTH	TEAM	ADJ.	CONF.	ADJ CONF.
Average RPI Loss: 147	RECORD	PCT. RANK	GAMES	SCHEDULE	OF SCHEDULE	RPI	RPI	RPI	RPI
DIV. I ONLY	4- 16	318	3-7	159	244	294	294	23	23
DIV. I NON-CONF.	1- 6	318	0	45	67	236	236	21	21
TOTALS	RPI 1-25	RPI 26-50	W-L RECORDS	RPI 51-100	RPI 101-150	RPI 150+			
4- 16	0- 3	0- 0	OVERALL	0- 1	0- 4	4- 8			
2- 5	0- 0	0- 0	HOME	0- 0	0- 2	2- 3			
2- 10	0- 3	0- 0	AWAY	0- 1	0- 1	2- 5			
0- 1	0- 0	0- 0	NEUTRAL	0- 0	0- 1	0- 0			
1- 6	0- 3	0- 0	NON-CONFERENCE	0- 1	0- 1	1- 1			
1- 0	0- 0	0- 0	HOME	0- 0	0- 0	1- 0			
0- 5	0- 3	0- 0	AWAY	0- 1	0- 0	0- 1			
0- 1	0- 0	0- 0	NEUTRAL	0- 0	0- 1	0- 0			
3- 10	0- 0	0- 0	CONFERENCE	0- 0	0- 3	3- 7			
1- 5	0- 0	0- 0	HOME	0- 0	0- 2	1- 3			
2- 5	0- 0	0- 0	AWAY	0- 0	0- 1	2- 4			
0- 0	0- 0	0- 0	NEUTRAL	0- 0	0- 0	0- 0			

RPI 1-25				RPI 26-50				RPI 51-100				RPI 101+ Team's RPI: 294			
RPI	S	Opponent	Score	RPI	S	Opponent	Score	RPI	S	Opponent	Score	RPI	S	Opponent	Score
15	A	Indiana	47 111					87	A	Rice	47 71	103	H	SFA	61 78
22	A	TCU	47 72									108	H	Abilene Christian	84 95
24	A	LSU	32 63									111	N	North Florida	61 64
												114	A	A&M-Corpus Christi	49 55
												166	A	New Orleans	65 77
												169	A	Sam Houston St.	71 87
												169	H	Sam Houston St.	77 80
												196	A	Jacksonville	55 72
												215	H	Central Ark.	46 53
												221	A	Southeastern La.	67 65
												230	H	Lamar University	78 84
												285	A	Incarinate Word	51 53
												323	A	Houston Baptist	84 78
												332	A	Northwestern St.	54 58
												334	H	McNeese	79 63
												347	H	La.-Monroe	74 59
LAST 10 Division I															
169	H	Sam Houston St.	77 80	215	H	Central Ark.	46 53								
103	H	SFA	61 78	332	A	Northwestern St.	54 58								
334	H	McNeese	79 63	221	A	Southeastern La.	67 65								
166	A	New Orleans	65 77	230	H	Lamar University	78 84								
323	A	Houston Baptist	84 78	169	A	Sam Houston St.	71 87								

Non-Div I Games: Southern-N.O. 94 61 Paul Quinn 101 68

Nicholls St.

■ Loss,
 ■ Non-Conf,
 ■ S Site,
 ■ Home
 ■ A Away
 N Neutral

Norfolk St.

Through Games Of Feb. 10, 2020

Average RPI Win:	248	WON-LOST	WINNING	LAST 10	STRENGTH OF	OPP. STRENGTH	TEAM	ADJ.	CONF.	ADJ CONF.
Average RPI Loss:	141	RECORD	PCT. RANK	GAMES	SCHEDULE	OF SCHEDULE	RPI	RPI	RPI	RPI
DIV. I ONLY	13- 8	97	8-2	246	289	171	171	29	29	
DIV. I NON-CONF.	5- 7	205	0-1	116	212	177	177	29	29	
TOTALS	RPI 1-25	RPI 26-50	W-L RECORDS	RPI 51-100	RPI 101-150	RPI 150+				
13- 8	0- 0	0- 1	OVERALL	0- 1	2- 4	11- 2				
7- 3	0- 0	0- 0	HOME	0- 1	1- 1	6- 1				
5- 4	0- 0	0- 0	AWAY	0- 0	0- 3	5- 1				
1- 1	0- 0	0- 1	NEUTRAL	0- 0	1- 0	0- 0				
5- 7	0- 0	0- 1	NON-CONFERENCE	0- 1	1- 3	4- 2				
2- 3	0- 0	0- 0	HOME	0- 1	0- 1	2- 1				
2- 3	0- 0	0- 0	AWAY	0- 0	0- 2	2- 1				
1- 1	0- 0	0- 1	NEUTRAL	0- 0	1- 0	0- 0				
8- 1	0- 0	0- 0	CONFERENCE	0- 0	1- 1	7- 0				
5- 0	0- 0	0- 0	HOME	0- 0	1- 0	4- 0				
3- 1	0- 0	0- 0	AWAY	0- 0	0- 1	3- 0				
0- 0	0- 0	0- 0	NEUTRAL	0- 0	0- 0	0- 0				

RPI 1-25			RPI 26-50			RPI 51-100			RPI 101+ Team's RPI: 171		
RPI	S	Opponent	Score	RPI	S	Opponent	Score	RPI	S	Opponent	Score
				45	N	West Virginia	55 72	98	H	Liberty	48 67
										111	N North Florida 57 54
										113	H Bethune-Cookman 61 51
										125	A William & Mary 56 65
										131	A Richmond 69 77
										138	A N.C. A&T 39 53
										141	H Robert Morris 62 69
										170	A Hampton 77 56
										187	H High Point 72 58
										196	A Jacksonville 71 64
										206	H La Salle 52 55
										245	A Marshall 69 75
										256	A Howard 83 80
										258	H Delaware St. 65 57
										261	H Longwood 49 46
										318	H UMES 68 45
										320	A N.C. Central 83 75
										343	A Coppin St. 85 48
										345	H Florida A&M 59 51
										348	H South Carolina St. 76 42
LAST 10 Division I											
				258	H	Delaware St.	65 57	318	H	UMES	68 45
				320	A	N.C. Central	83 75	256	A	Howard	83 80
				138	A	N.C. A&T	39 53	343	A	Coppin St.	85 48
				345	H	Florida A&M	59 51	113	H	Bethune-Cookman	61 51
				348	H	South Carolina St.	76 42	131	A	Richmond	69 77

Non-Div I Games: Virginia-Lynchburg 123 48

Norfolk St.

■ Loss,
 ■ Non-Conf,
 ■ S Site,
 ■ H Home
 ■ A Away
 N Neutral

Average RPI Win:	257	WON-LOST	WINNING	LAST 10	STRENGTH OF	OPP. STRENGTH	TEAM	ADJ.	CONF.	ADJ CONF.
Average RPI Loss:	113	RECORD	PCT. RANK	GAMES	SCHEDULE	OF SCHEDULE	RPI	RPI	RPI	RPI
DIV. I ONLY	15- 6	57	7-3	332	215	154	154	16	16	
DIV. I NON-CONF.	7- 3	80	0	346	330	225	225	15	15	
TOTALS	RPI 1-25	RPI 26-50	W-L RECORDS	RPI 51-100	RPI 101-150	RPI 150+				
15- 6	0- 2	0- 1	OVERALL	2- 0	1- 0	12- 3				
6- 2	0- 1	0- 0	HOME	1- 0	1- 0	4- 1				
5- 4	0- 1	0- 1	AWAY	1- 0	0- 0	4- 2				
4- 0	0- 0	0- 0	NEUTRAL	0- 0	0- 0	4- 0				
7- 3	0- 1	0- 1	NON-CONFERENCE	0- 0	0- 0	7- 1				
1- 1	0- 0	0- 0	HOME	0- 0	0- 0	1- 1				
2- 2	0- 1	0- 1	AWAY	0- 0	0- 0	2- 0				
4- 0	0- 0	0- 0	NEUTRAL	0- 0	0- 0	4- 0				
8- 3	0- 1	0- 0	CONFERENCE	2- 0	1- 0	5- 2				
5- 1	0- 1	0- 0	HOME	1- 0	1- 0	3- 0				
3- 2	0- 0	0- 0	AWAY	1- 0	0- 0	2- 2				
0- 0	0- 0	0- 0	NEUTRAL	0- 0	0- 0	0- 0				

RPI 1-25				RPI 26-50				RPI 51-100				RPI 101+ Team's RPI: 154			
RPI	S	Opponent	Score	RPI	S	Opponent	Score	RPI	S	Opponent	Score	RPI	S	Opponent	Score
7	A	Iowa	81 86	49	A	Iowa St.	72 80	98	A	Liberty	76 71	111	H	North Florida	54 51
25	H	FGCU	63 74					98	H	Liberty	86 75	174	H	Samford	63 79
												196	A	Jacksonville	56 67
												196	H	Jacksonville	76 65
												208	H	Stetson	68 57
												229	A	Kennesaw St.	56 59
												272	N	Alabama A&M	80 65
												274	A	Lipscomb	84 72
												274	H	Lipscomb	91 58
												302	N	UC Irvine	88 60
												322	A	Alabama St.	81 60
												329	A	NJIT	57 55
												338	N	SIUE	85 67
												340	A	Tennessee St.	88 63
												348	N	South Carolina St.	99 46
												351	H	Mississippi Val.	86 60
LAST 10 Division I															
274	H	Lipscomb	91 58	208	H	Stetson	68 57								
98	H	Liberty	86 75	25	H	FGCU	63 74								
329	A	NJIT	57 55	98	A	Liberty	76 71								
196	A	Jacksonville	56 67	274	A	Lipscomb	84 72								
229	A	Kennesaw St.	56 59	196	H	Jacksonville	76 65								

Non-Div I Games: Virginia-Lynchburg 128 26 Oakwood 120 38

North Ala.

Loss, Non-Conf, S Site, H Home A Away N Neutral

North Carolina

Through Games Of Feb. 10, 2020

Average RPI Win:	176	WON-LOST	WINNING	LAST 10	STRENGTH OF	OPP. STRENGTH	TEAM	ADJ.	CONF.	ADJ CONF.
Average RPI Loss:	32	RECORD	PCT. RANK	GAMES	SCHEDULE	OF SCHEDULE	RPI	RPI	RPI	RPI
DIV. I ONLY	16- 8	74	5-5	117	17	79	79	5	5	
DIV. I NON-CONF.	9- 2	37	0	330	75	142	142	3	3	
TOTALS	RPI 1-25	RPI 26-50	W-L RECORDS	RPI 51-100	RPI 101-150	RPI 150+				
16- 8	1- 3	0- 4	OVERALL	5- 1	2- 0	8- 0				
11- 3	1- 1	0- 2	HOME	2- 0	1- 0	7- 0				
2- 5	0- 2	0- 2	AWAY	2- 1	0- 0	0- 0				
3- 0	0- 0	0- 0	NEUTRAL	1- 0	1- 0	1- 0				
9- 2	0- 0	0- 1	NON-CONFERENCE	1- 1	2- 0	6- 0				
6- 1	0- 0	0- 1	HOME	0- 0	1- 0	5- 0				
0- 1	0- 0	0- 0	AWAY	0- 1	0- 0	0- 0				
3- 0	0- 0	0- 0	NEUTRAL	1- 0	1- 0	1- 0				
7- 6	1- 3	0- 3	CONFERENCE	4- 0	0- 0	2- 0				
5- 2	1- 1	0- 1	HOME	2- 0	0- 0	2- 0				
2- 4	0- 2	0- 2	AWAY	2- 0	0- 0	0- 0				
0- 0	0- 0	0- 0	NEUTRAL	0- 0	0- 0	0- 0				

RPI S	Opponent	Score	RPI S	Opponent	Score	RPI S	Opponent	Score	RPI S	Opponent	Score
12	H Louisville	67 74	34	A Virginia Tech	70 76	51	A Virginia	65 47	129	N Missouri	82 69
13	A NC State	68 76	34	H Virginia Tech	63 72	51	H Virginia	78 68	137	H Elon	76 46
13	H NC State	66 60	37	A Duke	61 71	64	A Alabama	77 83	172	H Illinois	85 60
23	A Florida St.	64 78	41	H Yale	63 66	72	N Temple	71 58	197	H Clemson	86 72
						73	H Miami (FL)	78 58	263	N UNCW	85 45
						88	A Georgia Tech	67 60	278	H Pittsburgh	70 62
									296	H Navy	80 40
									320	H N.C. Central	92 53
									336	H Western Caro.	92 55
									341	H Charleston So.	85 54
LAST 10 Division I											
34	H Virginia Tech	63 72	88	A Georgia Tech	67 60						
37	A Duke	61 71	12	H Louisville	67 74						
197	H Clemson	86 72	73	H Miami (FL)	78 58						
51	H Virginia	78 68	23	A Florida St.	64 78						
13	A NC State	68 76	13	H NC State	66 60						

Non-Div I Games:

North Carolina

Loss, Non-Conf, S Site, H Home A Away N Neutral

North Dakota

Through Games Of Feb. 10, 2020

Average RPI Win:	275	WON-LOST	WINNING	LAST 10	STRENGTH OF	OPP. STRENGTH	TEAM	ADJ.	CONF.	ADJ CONF.
Average RPI Loss:	160	RECORD	PCT. RANK	GAMES	SCHEDULE	OF SCHEDULE	RPI	RPI	RPI	RPI
DIV. I ONLY	12- 10	144	4-6	319	232	214	214	19	19	
DIV. I NON-CONF.	7- 4	100	0	265	265	128	128	18	18	
TOTALS	RPI 1-25	RPI 26-50	W-L RECORDS	RPI 51-100	RPI 101-150	RPI 150+				
12- 10	0- 1	0- 1	OVERALL	0- 2	0- 0	12- 6				
5- 4	0- 0	0- 1	HOME	0- 1	0- 0	5- 2				
7- 6	0- 1	0- 0	AWAY	0- 1	0- 0	7- 4				
0- 0	0- 0	0- 0	NEUTRAL	0- 0	0- 0	0- 0				
7- 4	0- 1	0- 0	NON-CONFERENCE	0- 1	0- 0	7- 2				
2- 1	0- 0	0- 0	HOME	0- 1	0- 0	2- 0				
5- 3	0- 1	0- 0	AWAY	0- 0	0- 0	5- 2				
0- 0	0- 0	0- 0	NEUTRAL	0- 0	0- 0	0- 0				
5- 6	0- 0	0- 1	CONFERENCE	0- 1	0- 0	5- 4				
3- 3	0- 0	0- 1	HOME	0- 0	0- 0	3- 2				
2- 3	0- 0	0- 0	AWAY	0- 1	0- 0	2- 2				
0- 0	0- 0	0- 0	NEUTRAL	0- 0	0- 0	0- 0				

RPI 1-25				RPI 26-50				RPI 51-100				RPI 101+ Team's RPI: 214			
RPI	S	Opponent	Score	RPI	S	Opponent	Score	RPI	S	Opponent	Score	RPI	S	Opponent	Score
21	A	Arizona	42 74	42	H	South Dakota	46 93	63	A	South Dakota St.	64 99	166	A	New Orleans	73 79
								78	H	Illinois St.	58 66	184	H	Valparaiso	65 63
												189	H	Rhode Island	67 61
												209	A	Oral Roberts	52 75
												209	H	Oral Roberts	72 86
												210	H	Western Ill.	77 71
												231	A	SMU	51 66
												236	A	Milwaukee	66 58
												238	A	Grand Canyon	78 76
												291	A	North Dakota St.	82 92
												292	A	Denver	90 82
												292	H	Denver	81 91
												297	A	Ga. Southern	69 56
												303	H	Omaha	63 57
												331	A	Purdue Fort Wayne	63 49
												331	H	Purdue Fort Wayne	91 85
												341	A	Charleston So.	73 57
												348	A	South Carolina St.	95 53
LAST 10 Division I															
				42	H	South Dakota	46 93	291	A	North Dakota St.	82 92				
				209	H	Oral Roberts	72 86	63	A	South Dakota St.	64 99				
				331	A	Purdue Fort Wayne	63 49	209	A	Oral Roberts	52 75				
				210	H	Western Ill.	77 71	303	H	Omaha	63 57				
				292	H	Denver	81 91	331	H	Purdue Fort Wayne	91 85				

Non-Div I Games: Northland 118 35 Mayville St. 83 52

North Dakota

Loss, Non-Conf, S Site, H Home A Away N Neutral

Average RPI Win:	279	WON-LOST	WINNING	LAST 10	STRENGTH OF	OPP. STRENGTH	TEAM	ADJ.	CONF.	ADJ CONF.
Average RPI Loss:	140	RECORD	PCT. RANK	GAMES	SCHEDULE	OF SCHEDULE	RPI	RPI	RPI	RPI
DIV. I ONLY	5- 16	309	4-6	214	138	291	291	19	19	
DIV. I NON-CONF.	1- 9	326	0	146	29	290	290	18	18	
TOTALS	RPI 1-25	RPI 26-50	W-L RECORDS	RPI 51-100	RPI 101-150	RPI 150+				
5- 16	0- 0	0- 5	OVERALL	0- 1	0- 2	5- 8				
2- 8	0- 0	0- 2	HOME	0- 0	0- 1	2- 5				
3- 8	0- 0	0- 3	AWAY	0- 1	0- 1	3- 3				
0- 0	0- 0	0- 0	NEUTRAL	0- 0	0- 0	0- 0				
1- 9	0- 0	0- 4	NON-CONFERENCE	0- 0	0- 2	1- 3				
0- 5	0- 0	0- 1	HOME	0- 0	0- 1	0- 3				
1- 4	0- 0	0- 3	AWAY	0- 0	0- 1	1- 0				
0- 0	0- 0	0- 0	NEUTRAL	0- 0	0- 0	0- 0				
4- 7	0- 0	0- 1	CONFERENCE	0- 1	0- 0	4- 5				
2- 3	0- 0	0- 1	HOME	0- 0	0- 0	2- 2				
2- 4	0- 0	0- 0	AWAY	0- 1	0- 0	2- 3				
0- 0	0- 0	0- 0	NEUTRAL	0- 0	0- 0	0- 0				

RPI S	Opponent	Score	RPI S	Opponent	Score	RPI S	Opponent	Score	RPI S	Opponent	Score	Team's RPI: 291
			35	A Creighton	59 70	63	A South Dakota St.	52 60	130	H Wisconsin	63 64	
			42	H South Dakota	36 80				146	A Northeastern	61 72	
			43	A Bradley	64 70				173	H Northern Ill.	68 74	
			46	A UNI	63 95				184	H Valparaiso	54 66	
			49	H Iowa St.	58 86				204	H Wyoming	57 66	
									209	A Oral Roberts	62 70	
									209	H Oral Roberts	76 80	
									210	A Western Ill.	79 86	
									210	H Western Ill.	78 79	
									214	H North Dakota	92 82	
									253	A New Hampshire	67 61	
									292	A Denver	82 91	
									292	H Denver	85 80	
									303	A Omaha	74 65	
									331	A Purdue Fort Wayne	58 44	
LAST 10 Division I												
			209	H Oral Roberts	76 80	63	A South Dakota St.	52 60				
			303	A Omaha	74 65	214	H North Dakota	92 82				
			210	A Western Ill.	79 86	42	H South Dakota	36 80				
			331	A Purdue Fort Wayne	58 44	209	A Oral Roberts	62 70				
			292	H Denver	85 80	210	H Western Ill.	78 79				

Non-Div I Games: Waldorf 92 26 Mayville St. 97 59

North Dakota St.

Loss, Non-Conf, S Site, H Home A Away N Neutral

North Florida

Through Games Of Feb. 10, 2020

Average RPI Win:	223	WON-LOST	WINNING	LAST 10	STRENGTH OF	OPP. STRENGTH	TEAM	ADJ.	CONF.	ADJ CONF.
Average RPI Loss:	112	RECORD	PCT. RANK	GAMES	SCHEDULE	OF SCHEDULE	RPI	RPI	RPI	RPI
DIV. I ONLY	11- 11	173	6-4	93	167	111	111	16	16	
DIV. I NON-CONF.	5- 6	187	0	60	152	92	92	15	15	
TOTALS	RPI 1-25	RPI 26-50	W-L RECORDS	RPI 51-100	RPI 101-150	RPI 150+				
11- 11	0- 4	0- 0	OVERALL	2- 2	1- 1	8- 4				
4- 2	0- 1	0- 0	HOME	1- 0	1- 0	2- 1				
5- 7	0- 3	0- 0	AWAY	0- 1	0- 1	5- 2				
2- 2	0- 0	0- 0	NEUTRAL	1- 1	0- 0	1- 1				
5- 6	0- 2	0- 0	NON-CONFERENCE	1- 2	1- 1	3- 1				
1- 0	0- 0	0- 0	HOME	0- 0	1- 0	0- 0				
2- 4	0- 2	0- 0	AWAY	0- 1	0- 1	2- 0				
2- 2	0- 0	0- 0	NEUTRAL	1- 1	0- 0	1- 1				
6- 5	0- 2	0- 0	CONFERENCE	1- 0	0- 0	5- 3				
3- 2	0- 1	0- 0	HOME	1- 0	0- 0	2- 1				
3- 3	0- 1	0- 0	AWAY	0- 0	0- 0	3- 2				
0- 0	0- 0	0- 0	NEUTRAL	0- 0	0- 0	0- 0				

RPI 1-25				RPI 26-50				RPI 51-100				RPI 101+ Team's RPI: 111			
RPI	S	Opponent	Score	RPI	S	Opponent	Score	RPI	S	Opponent	Score	RPI	S	Opponent	Score
15	A	Indiana	45 72					73	A	Miami (FL)	55 78	130	A	Wisconsin	62 75
23	A	Florida St.	41 70					81	N	Marist	54 69	143	H	Holy Cross	80 60
25	A	FGCU	65 76					98	H	Liberty	65 50	154	A	North Ala.	51 54
25	H	FGCU	50 72					100	N	Rider	80 70	171	N	Norfolk St.	54 57
												196	A	Jacksonville	70 64
												208	H	Stetson	52 60
												229	A	Kennesaw St.	64 55
												229	H	Kennesaw St.	57 33
												272	A	Alabama A&M	73 64
												274	A	Lipscomb	68 60
												286	A	FIU	64 49
												294	N	Nicholls St.	64 61
												329	A	NJIT	56 60
												329	H	NJIT	71 48
LAST 10 Division I															
329	A	NJIT	56 60	274	A	Lipscomb	68 60								
25	A	FGCU	65 76	196	A	Jacksonville	70 64								
208	H	Stetson	52 60	25	H	FGCU	50 72								
229	H	Kennesaw St.	57 33	329	H	NJIT	71 48								
98	H	Liberty	65 50	229	A	Kennesaw St.	64 55								

Non-Div I Games: Warner 110 46 Edward Waters 80 51

North Florida

Loss, Non-Conf, S Site, H Home A Away N Neutral

North Texas

Through Games Of Feb. 10, 2020

Average RPI Win:	227	WON-LOST	WINNING	LAST 10	STRENGTH OF	OPP. STRENGTH	TEAM	ADJ.	CONF.	ADJ CONF.
Average RPI Loss:	159	RECORD	PCT. RANK	GAMES	SCHEDULE	OF SCHEDULE	RPI	RPI	RPI	RPI
DIV. I ONLY	7- 13	260	2-8	178	175	262	262	13	13	
DIV. I NON-CONF.	4- 5	195	0	161	279	212	212	14	14	
TOTALS	RPI 1-25	RPI 26-50	W-L RECORDS	RPI 51-100	RPI 101-150	RPI 150+				
7- 13	0- 1	1- 1	OVERALL	0- 2	0- 2	6- 7				
5- 6	0- 0	1- 0	HOME	0- 2	0- 2	4- 2				
2- 5	0- 0	0- 0	AWAY	0- 0	0- 0	2- 5				
0- 2	0- 1	0- 1	NEUTRAL	0- 0	0- 0	0- 0				
4- 5	0- 1	0- 1	NON-CONFERENCE	0- 0	0- 1	4- 2				
3- 1	0- 0	0- 0	HOME	0- 0	0- 1	3- 0				
1- 2	0- 0	0- 0	AWAY	0- 0	0- 0	1- 2				
0- 2	0- 1	0- 1	NEUTRAL	0- 0	0- 0	0- 0				
3- 8	0- 0	1- 0	CONFERENCE	0- 2	0- 1	2- 5				
2- 5	0- 0	1- 0	HOME	0- 2	0- 1	1- 2				
1- 3	0- 0	0- 0	AWAY	0- 0	0- 0	1- 3				
0- 0	0- 0	0- 0	NEUTRAL	0- 0	0- 0	0- 0				

RPI S	Opponent	Score	RPI S	Opponent	Score	RPI S	Opponent	Score	RPI S	Opponent	Score	Team's RPI: 262
13 N	NC State	65 76	30 H	Western Ky.	61 54	60 H	Middle Tenn.	60 80	112 H	UAB	50 51	
			31 N	Texas	57 63	87 H	Rice	52 67	124 H	UT Arlington	49 68	
									164 H	Louisiana	69 66	
									178 A	Hawaii	66 60	
									181 A	Fla. Atlantic	78 84	
									218 A	UTEP	63 67	
									219 A	CSU Bakersfield	52 61	
									220 H	Southern Miss.	57 65	
									241 H	Louisiana Tech	74 69	
									245 H	Marshall	59 68	
									277 A	Utah St.	55 66	
									286 A	FIU	56 58	
									299 A	UTSA	79 55	
									328 H	Alcorn	67 31	
									347 H	La.-Monroe	63 51	
LAST 10 Division I												
112 H	UAB	50 51	241 H	Louisiana Tech	74 69							
60 H	Middle Tenn.	60 80	220 H	Southern Miss.	57 65							
87 H	Rice	52 67	181 A	Fla. Atlantic	78 84							
218 A	UTEP	63 67	286 A	FIU	56 58							
299 A	UTSA	79 55	245 H	Marshall	59 68							

Non-Div I Games: Mid-Amer. Christian59 61 Xavier (LA) 68 31 Tex. A&M-Texarkana 114 54

North Texas

Loss, Non-Conf, S Site, H Home A Away N Neutral

Northeastern

Through Games Of Feb. 10, 2020

Average RPI Win:	225	WON-LOST	WINNING	LAST 10	STRENGTH OF	OPP. STRENGTH	TEAM	ADJ.	CONF.	ADJ CONF.
Average RPI Loss:	78	RECORD	PCT. RANK	GAMES	SCHEDULE	OF SCHEDULE	RPI	RPI	RPI	RPI
DIV. I ONLY	10- 12	210	5-5	70	131	146	146	14	14	
DIV. I NON-CONF.	4- 7	225	0	35	110	123	123	13	13	
TOTALS	RPI 1-25	RPI 26-50	W-L RECORDS	RPI 51-100	RPI 101-150	RPI 150+				
10- 12	0- 2	0- 3	OVERALL	0- 4	3- 1	7- 2				
7- 5	0- 0	0- 2	HOME	0- 2	2- 0	5- 1				
3- 7	0- 2	0- 1	AWAY	0- 2	1- 1	2- 1				
0- 0	0- 0	0- 0	NEUTRAL	0- 0	0- 0	0- 0				
4- 7	0- 2	0- 2	NON-CONFERENCE	0- 2	1- 1	3- 0				
2- 3	0- 0	0- 2	HOME	0- 1	0- 0	2- 0				
2- 4	0- 2	0- 0	AWAY	0- 1	1- 1	1- 0				
0- 0	0- 0	0- 0	NEUTRAL	0- 0	0- 0	0- 0				
6- 5	0- 0	0- 1	CONFERENCE	0- 2	2- 0	4- 2				
5- 2	0- 0	0- 0	HOME	0- 1	2- 0	3- 1				
1- 3	0- 0	0- 1	AWAY	0- 1	0- 0	1- 1				
0- 0	0- 0	0- 0	NEUTRAL	0- 0	0- 0	0- 0				

RPI 1-25				RPI 26-50				RPI 51-100				RPI 101+ Team's RPI: 146			
RPI	S	Opponent	Score	RPI	S	Opponent	Score	RPI	S	Opponent	Score	RPI	S	Opponent	Score
2	A	Oregon	47 89	41	H	Yale	63 78	55	A	Drexel	41 50	101	A	Harvard	46 44
18	A	Central Mich.	63 79	42	H	South Dakota	76 80	55	H	Drexel	51 67	125	H	William & Mary	61 55
				44	A	James Madison	54 67	62	H	Dayton	60 71	137	H	Elon	68 65
								97	A	Fordham	58 74	150	A	Boston U.	56 72
												182	A	Towson	68 81
												188	A	Delaware	72 62
												188	H	Delaware	69 81
												225	A	Maine	66 58
												255	H	Col. of Charleston	72 68
												263	H	UNCW	63 61
												291	H	North Dakota St.	72 61
												316	H	Hofstra	74 51
												349	H	Hartford	60 47
LAST 10 Division I															
				55	H	Drexel	51 67	182	A	Towson	68 81				
				188	H	Delaware	69 81	125	H	William & Mary	61 55				
				263	H	UNCW	63 61	137	H	Elon	68 65				
				255	H	Col. of Charleston	72 68	188	A	Delaware	72 62				
				44	A	James Madison	54 67	55	A	Drexel	41 50				

Non-Div I Games:

Northeastern

■ Loss,
 ■ Non-Conf,
 ■ S Site,
 ■ H Home
 ■ A Away
 N Neutral

Average RPI Win:	254	WON-LOST	WINNING	LAST 10	STRENGTH OF	OPP. STRENGTH	TEAM	ADJ.	CONF.	ADJ CONF.
Average RPI Loss:	148	RECORD	PCT. RANK	GAMES	SCHEDULE	OF SCHEDULE	RPI	RPI	RPI	RPI
DIV. I ONLY	12- 10	144	8-2	234	261	185	185	18	18	
DIV. I NON-CONF.	3- 6	235	0	99	270	191	191	17	17	
TOTALS	RPI 1-25	RPI 26-50	W-L RECORDS	RPI 51-100	RPI 101-150	RPI 150+				
12- 10	0- 1	0- 0	OVERALL	0- 3	1- 0	11- 6				
5- 4	0- 0	0- 0	HOME	0- 1	0- 0	5- 3				
6- 5	0- 0	0- 0	AWAY	0- 2	1- 0	5- 3				
1- 1	0- 1	0- 0	NEUTRAL	0- 0	0- 0	1- 0				
3- 6	0- 1	0- 0	NON-CONFERENCE	0- 2	0- 0	3- 3				
1- 1	0- 0	0- 0	HOME	0- 0	0- 0	1- 1				
1- 4	0- 0	0- 0	AWAY	0- 2	0- 0	1- 2				
1- 1	0- 1	0- 0	NEUTRAL	0- 0	0- 0	1- 0				
9- 4	0- 0	0- 0	CONFERENCE	0- 1	1- 0	8- 3				
4- 3	0- 0	0- 0	HOME	0- 1	0- 0	4- 2				
5- 1	0- 0	0- 0	AWAY	0- 0	1- 0	4- 1				
0- 0	0- 0	0- 0	NEUTRAL	0- 0	0- 0	0- 0				

RPI 1-25				RPI 26-50				RPI 51-100				RPI 101+ Team's RPI: 185			
RPI	S	Opponent	Score	RPI	S	Opponent	Score	RPI	S	Opponent	Score	RPI	S	Opponent	Score
14	N	Oregon St.	57 91					59	A	Fresno St.	66 83	122	A	Idaho	71 70
								87	A	Rice	57 71	153	N	San Jose St.	67 64
								91	H	Montana St.	64 72	161	H	UC Davis	61 71
												167	H	Southern Utah	84 76
												175	H	Montana	71 79
												194	A	New Mexico	76 83
												199	A	Idaho St.	70 59
												199	H	Idaho St.	76 79
												207	A	Portland St.	54 66
												213	H	Northern Colo.	72 45
												290	A	California Baptist	79 98
												306	A	Eastern Wash.	70 62
												308	A	Sacramento St.	85 65
												308	H	Sacramento St.	114 107
												310	H	Seattle U	88 80
												319	A	Weber St.	88 82
												319	H	Weber St.	92 61
												323	A	Houston Baptist	79 62
LAST 10 Division I															
319	H	Weber St.	92 61	207	A	Portland St.	54 66								
199	H	Idaho St.	76 79	213	H	Northern Colo.	72 45								
306	A	Eastern Wash.	70 62	167	H	Southern Utah	84 76								
122	A	Idaho	71 70	199	A	Idaho St.	70 59								
308	A	Sacramento St.	85 65	308	H	Sacramento St.	114 107								

Non-Div I Games:

Northern Ariz.

■ Loss,
 ■ Non-Conf, S Site,
 ■ Home
 ■ Away
 N Neutral

Average RPI Win:	250	WON-LOST	WINNING	LAST 10	STRENGTH OF	OPP. STRENGTH	TEAM	ADJ.	CONF.	ADJ CONF.
Average RPI Loss:	173	RECORD	PCT. RANK	GAMES	SCHEDULE	OF SCHEDULE	RPI	RPI	RPI	RPI
DIV. I ONLY	10- 11	193	5-5	276	184	213	213	18	18	
DIV. I NON-CONF.	4- 5	195	0	232	130	185	185	17	17	
TOTALS	RPI 1-25	RPI 26-50	W-L RECORDS	RPI 51-100	RPI 101-150	RPI 150+				
10- 11	0- 2	0- 0	OVERALL	0- 1	0- 1	10- 7				
3- 5	0- 0	0- 0	HOME	0- 0	0- 1	3- 4				
7- 6	0- 2	0- 0	AWAY	0- 1	0- 0	7- 3				
0- 0	0- 0	0- 0	NEUTRAL	0- 0	0- 0	0- 0				
4- 5	0- 2	0- 0	NON-CONFERENCE	0- 0	0- 0	4- 3				
1- 2	0- 0	0- 0	HOME	0- 0	0- 0	1- 2				
3- 3	0- 2	0- 0	AWAY	0- 0	0- 0	3- 1				
0- 0	0- 0	0- 0	NEUTRAL	0- 0	0- 0	0- 0				
6- 6	0- 0	0- 0	CONFERENCE	0- 1	0- 1	6- 4				
2- 3	0- 0	0- 0	HOME	0- 0	0- 1	2- 2				
4- 3	0- 0	0- 0	AWAY	0- 1	0- 0	4- 2				
0- 0	0- 0	0- 0	NEUTRAL	0- 0	0- 0	0- 0				

RPI 1-25				RPI 26-50				RPI 51-100				RPI 101+ Team's RPI: 213			
RPI	S	Opponent	Score	RPI	S	Opponent	Score	RPI	S	Opponent	Score	RPI	S	Opponent	Score
5	A	UCLA	58 92					91	A	Montana St.	58 91	122	H	Idaho	46 57
10	A	Stanford	36 90									167	H	Southern Utah	55 68
												175	A	Montana	67 58
												185	A	Northern Ariz.	45 72
												199	A	Idaho St.	39 59
												204	A	Wyoming	46 44
												207	A	Portland St.	78 51
												207	H	Portland St.	77 58
												231	A	SMU	61 52
												233	A	Chattanooga	59 42
												243	H	San Francisco	83 90
												268	H	Colorado St.	58 75
												292	A	Denver	55 74
												306	H	Eastern Wash.	63 42
												308	A	Sacramento St.	73 63
												311	H	Air Force	72 62
												319	A	Weber St.	69 65
												319	H	Weber St.	60 65
LAST 10 Division I															
207	A	Portland St.	78 51	122	H	Idaho	46 57								
167	H	Southern Utah	55 68	185	A	Northern Ariz.	45 72								
319	A	Weber St.	69 65	308	A	Sacramento St.	73 63								
199	A	Idaho St.	39 59	319	H	Weber St.	60 65								
306	H	Eastern Wash.	63 42	175	A	Montana	67 58								

Non-Div I Games:

Northern Colo.

■ Loss,
 ■ Non-Conf, S Site,
 ■ Home
 ■ Away
 N Neutral

Average RPI Win:	213	WON-LOST	WINNING	LAST 10	STRENGTH OF	OPP. STRENGTH	TEAM	ADJ.	CONF.	ADJ CONF.
Average RPI Loss:	94	RECORD	PCT. RANK	GAMES	SCHEDULE	OF SCHEDULE	RPI	RPI	RPI	RPI
DIV. I ONLY	7- 14	265	3-7	64	119	173	173	10	10	
DIV. I NON-CONF.	4- 7	225	0	64	176	158	158	10	10	
TOTALS	RPI 1-25	RPI 26-50	W-L RECORDS	RPI 51-100	RPI 101-150	RPI 150+				
7- 14	0- 1	0- 3	OVERALL	0- 4	1- 3	6- 3				
2- 6	0- 0	0- 1	HOME	0- 2	1- 3	1- 0				
4- 7	0- 1	0- 1	AWAY	0- 2	0- 0	4- 3				
1- 1	0- 0	0- 1	NEUTRAL	0- 0	0- 0	1- 0				
4- 7	0- 0	0- 3	NON-CONFERENCE	0- 2	0- 1	4- 1				
1- 3	0- 0	0- 1	HOME	0- 1	0- 1	1- 0				
2- 3	0- 0	0- 1	AWAY	0- 1	0- 0	2- 1				
1- 1	0- 0	0- 1	NEUTRAL	0- 0	0- 0	1- 0				
3- 7	0- 1	0- 0	CONFERENCE	0- 2	1- 2	2- 2				
1- 3	0- 0	0- 0	HOME	0- 1	1- 2	0- 0				
2- 4	0- 1	0- 0	AWAY	0- 1	0- 0	2- 2				
0- 0	0- 0	0- 0	NEUTRAL	0- 0	0- 0	0- 0				

RPI 1-25				RPI 26-50				RPI 51-100				RPI 101+ Team's RPI: 173			
RPI	S	Opponent	Score	RPI	S	Opponent	Score	RPI	S	Opponent	Score	RPI	S	Opponent	Score
18	A	Central Mich.	60 66	29	H	Drake	49 73	52	A	Ohio	67 87	101	H	Harvard	53 59
				40	A	Purdue	63 68	52	H	Ohio	79 85	107	H	Buffalo	64 63
				42	N	South Dakota	48 91	78	A	Illinois St.	66 69	110	H	Kent St.	71 79
								85	H	Southern Ill.	61 80	147	H	Toledo	51 63
												162	N	Tennessee Tech	82 74
												163	A	Eastern Mich.	55 62
												165	A	Miami (OH)	64 66
												190	A	Akron	70 65
												224	H	Eastern Ill.	61 48
												236	A	Milwaukee	65 78
												251	A	Bowling Green	92 87
												268	A	Colorado St.	80 75
												291	A	North Dakota St.	74 68
LAST 10 Division I															
251	A	Bowling Green	92 87	190	A	Akron	70 65								
18	A	Central Mich.	60 66	110	H	Kent St.	71 79								
107	H	Buffalo	64 63	147	H	Toledo	51 63								
163	A	Eastern Mich.	55 62	165	A	Miami (OH)	64 66								
52	H	Ohio	79 85	52	A	Ohio	67 87								

Non-Div I Games:

Northern Ill.

■ Loss,
 ■ Non-Conf,
 ■ S Site,
 ■ Home
 ■ A Away
 N Neutral

Average RPI Win:	265	WON-LOST	WINNING	LAST 10	STRENGTH OF	OPP. STRENGTH	TEAM	ADJ.	CONF.	ADJ CONF.
Average RPI Loss:	144	RECORD	PCT. RANK	GAMES	SCHEDULE	OF SCHEDULE	RPI	RPI	RPI	RPI
DIV. I ONLY	14- 10	120	6-4	285	220	202	202	22	22	
DIV. I NON-CONF.	6- 5	151	0	312	164	228	228	20	20	
TOTALS	RPI 1-25	RPI 26-50	W-L RECORDS	RPI 51-100	RPI 101-150	RPI 150+				
14- 10	0- 1	0- 0	OVERALL	0- 3	1- 1	13- 5				
8- 4	0- 1	0- 0	HOME	0- 1	1- 0	7- 2				
5- 6	0- 0	0- 0	AWAY	0- 2	0- 1	5- 3				
1- 0	0- 0	0- 0	NEUTRAL	0- 0	0- 0	1- 0				
6- 5	0- 1	0- 0	NON-CONFERENCE	0- 2	0- 0	6- 2				
3- 2	0- 1	0- 0	HOME	0- 1	0- 0	3- 0				
2- 3	0- 0	0- 0	AWAY	0- 1	0- 0	2- 2				
1- 0	0- 0	0- 0	NEUTRAL	0- 0	0- 0	1- 0				
8- 5	0- 0	0- 0	CONFERENCE	0- 1	1- 1	7- 3				
5- 2	0- 0	0- 0	HOME	0- 0	1- 0	4- 2				
3- 3	0- 0	0- 0	AWAY	0- 1	0- 1	3- 1				
0- 0	0- 0	0- 0	NEUTRAL	0- 0	0- 0	0- 0				

RPI	S	Opponent	Score	RPI	S	Opponent	Score	RPI	S	Opponent	Score	RPI	S	Opponent	Score	Team's RPI: 202
12	H	Louisville	57 85					54	A	IUPUI	61 89	139	A	Green Bay	44 65	
								56	A	Belmont	45 62	139	H	Green Bay	63 43	
								90	H	Saint Louis	42 67	157	H	Wright St.	55 63	
												191	A	Cleveland St.	62 66	
												191	H	Cleveland St.	68 73	
												215	H	Central Ark.	72 56	
												236	A	Milwaukee	61 49	
												236	H	Milwaukee	61 37	
												247	A	Youngstown St.	59 55	
												247	H	Youngstown St.	75 56	
												266	H	Wofford	80 72	
												271	A	Eastern Ky.	62 69	
												274	A	Lipscomb	69 71	
												281	H	Oakland	69 60	
												283	A	Indiana St.	70 68	
												286	A	FIU	67 45	
												298	N	Jacksonville St.	66 63	
												303	H	Omaha	57 40	
												330	H	Detroit Mercy	72 60	
												342	A	UIC	88 46	
LAST 10 Division I																
247	A	Youngstown St.	59 55	281	H	Oakland	69 60									
191	A	Cleveland St.	62 66	157	H	Wright St.	55 63									
139	H	Green Bay	63 43	342	A	UIC	88 46									
236	H	Milwaukee	61 37	54	A	IUPUI	61 89									
330	H	Detroit Mercy	72 60	191	H	Cleveland St.	68 73									

Non-Div I Games:

Northern Ky.

■ Loss,
 ■ Non-Conf, S Site,
 ■ Home
 ■ Away
 N Neutral

Northwestern

Through Games Of Feb. 10, 2020

Average RPI Win:	122	WON-LOST	WINNING	LAST 10	STRENGTH OF	OPP. STRENGTH	TEAM	ADJ.	CONF.	ADJ CONF.
Average RPI Loss:	10	RECORD	PCT. RANK	GAMES	SCHEDULE	OF SCHEDULE	RPI	RPI	RPI	RPI
DIV. I ONLY	20- 3	15	8-2	41	1	16	16	2	2	
DIV. I NON-CONF.	10- 1	20	0	126	18	29	29	2	2	
TOTALS	RPI 1-25	RPI 26-50	W-L RECORDS	RPI 51-100	RPI 101-150	RPI 150+				
20- 3	2- 3	4- 0	OVERALL	5- 0	1- 0	8- 0				
11- 2	1- 2	2- 0	HOME	3- 0	1- 0	4- 0				
7- 1	1- 1	2- 0	AWAY	2- 0	0- 0	2- 0				
2- 0	0- 0	0- 0	NEUTRAL	0- 0	0- 0	2- 0				
10- 1	0- 1	2- 0	NON-CONFERENCE	2- 0	1- 0	5- 0				
6- 1	0- 1	0- 0	HOME	2- 0	1- 0	3- 0				
2- 0	0- 0	2- 0	AWAY	0- 0	0- 0	0- 0				
2- 0	0- 0	0- 0	NEUTRAL	0- 0	0- 0	2- 0				
10- 2	2- 2	2- 0	CONFERENCE	3- 0	0- 0	3- 0				
5- 1	1- 1	2- 0	HOME	1- 0	0- 0	1- 0				
5- 1	1- 1	0- 0	AWAY	2- 0	0- 0	2- 0				
0- 0	0- 0	0- 0	NEUTRAL	0- 0	0- 0	0- 0				

RPI	S	Opponent	Score	RPI	S	Opponent	Score	RPI	S	Opponent	Score	RPI	S	Opponent	Score
3	A	Maryland	61 70	32	H	Michigan	81 73	57	A	Minnesota	56 54	124	H	UT Arlington	74 47
3	H	Maryland	81 58	36	A	Marquette	64 56	76	H	Boston College	66 63	172	A	Illinois	77 50
7	H	Iowa	51 77	37	A	Duke	63 42	82	H	Colgate	73 44	184	H	Valparaiso	69 48
15	A	Indiana	71 69	40	H	Purdue	61 56	96	A	Michigan St.	76 48	198	H	Dartmouth	79 37
19	H	DePaul	68 70					96	H	Michigan St.	85 55	205	A	Penn St.	82 59
												205	H	Penn St.	85 59
												254	H	Loyola Maryland	67 46
												264	N	Xavier	79 59
												265	N	East Carolina	64 45
LAST 10 Division I															
96	H	Michigan St.	85 55	205	H	Penn St.	85 59								
205	A	Penn St.	82 59	15	A	Indiana	71 69								
32	H	Michigan	81 73	40	H	Purdue	61 56								
3	A	Maryland	61 70	57	A	Minnesota	56 54								
96	A	Michigan St.	76 48	7	H	Iowa	51 77								

Non-Div I Games:

Northwestern

Loss,
Non-Conf, S Site,
H Home
A Away
N Neutral

Average RPI Win:	322	WON-LOST	WINNING	LAST 10	STRENGTH OF	OPP. STRENGTH	TEAM	ADJ.	CONF.	ADJ CONF.
Average RPI Loss:	178	RECORD	PCT. RANK	GAMES	SCHEDULE	OF SCHEDULE	RPI	RPI	RPI	RPI
DIV. I ONLY	4- 15	316	3-7	283	306	332	332	23	23	
DIV. I NON-CONF.	1- 5	313	0	213	285	318	318	21	21	
TOTALS	RPI 1-25	RPI 26-50	W-L RECORDS	RPI 51-100	RPI 101-150	RPI 150+				
4- 15	0- 0	0- 2	OVERALL	0- 0	0- 3	4- 10				
3- 7	0- 0	0- 0	HOME	0- 0	0- 1	3- 6				
1- 8	0- 0	0- 2	AWAY	0- 0	0- 2	1- 4				
0- 0	0- 0	0- 0	NEUTRAL	0- 0	0- 0	0- 0				
1- 5	0- 0	0- 2	NON-CONFERENCE	0- 0	0- 0	1- 3				
1- 1	0- 0	0- 0	HOME	0- 0	0- 0	1- 1				
0- 4	0- 0	0- 2	AWAY	0- 0	0- 0	0- 2				
0- 0	0- 0	0- 0	NEUTRAL	0- 0	0- 0	0- 0				
3- 10	0- 0	0- 0	CONFERENCE	0- 0	0- 3	3- 7				
2- 6	0- 0	0- 0	HOME	0- 0	0- 1	2- 5				
1- 4	0- 0	0- 0	AWAY	0- 0	0- 2	1- 2				
0- 0	0- 0	0- 0	NEUTRAL	0- 0	0- 0	0- 0				

RPI 1-25				RPI 26-50				RPI 51-100				RPI 101+				Team's RPI: 332	
RPI	S	Opponent	Score	RPI	S	Opponent	Score	RPI	S	Opponent	Score	RPI	S	Opponent	Score		
				31	A	Texas	49 91					103	A	SFA	40 89		
				38	A	Arkansas	39 99					108	A	Abilene Christian	69 84		
												114	H	A&M-Corpus Christi	59 72		
												152	H	Jackson St.	49 66		
												159	A	Texas Tech	49 79		
												166	H	New Orleans	63 77		
												169	H	Sam Houston St.	69 79		
												215	H	Central Ark.	44 51		
												221	H	Southeastern La.	56 72		
												230	A	Lamar University	58 61		
												285	H	Incarnate Word	67 69		
												294	H	Nicholls St.	58 54		
												323	A	Houston Baptist	54 46		
												323	H	Houston Baptist	69 60		
												334	A	McNeese	51 61		
												346	H	Grambling	65 61		
												347	A	La.-Monroe	54 63		
LAST 10 Division I																	
				323	A	Houston Baptist	54 46					103	A	SFA	40 89		
				108	A	Abilene Christian	69 84					294	H	Nicholls St.	58 54		
				215	H	Central Ark.	44 51					334	A	McNeese	51 61		
				166	H	New Orleans	63 77					285	H	Incarnate Word	67 69		
				221	H	Southeastern La.	56 72					323	H	Houston Baptist	69 60		

Non-Div I Games: LeTourneau 91 61 LSU-Shreveport 63 68 Central Baptist 61 59

Northwestern St.

Loss, Non-Conf, S Site, H Home A Away N Neutral

Average RPI Win:	143	WON-LOST	WINNING	LAST 10	STRENGTH OF	OPP. STRENGTH	TEAM	ADJ.	CONF.	ADJ CONF.
Average RPI Loss:	56	RECORD	PCT. RANK	GAMES	SCHEDULE	OF SCHEDULE	RPI	RPI	RPI	RPI
DIV. I ONLY	10- 14	227	4-6	33	5	104	104	5	5	
DIV. I NON-CONF.	5- 7	205	0	7	9	71	71	3	3	
TOTALS	RPI 1-25	RPI 26-50	W-L RECORDS	RPI 51-100	RPI 101-150	RPI 150+				
10- 14	0- 5	1- 2	OVERALL	4- 6	2- 0	3- 1				
4- 8	0- 3	0- 1	HOME	1- 3	1- 0	2- 1				
5- 4	0- 1	1- 1	AWAY	2- 2	1- 0	1- 0				
1- 2	0- 1	0- 0	NEUTRAL	1- 1	0- 0	0- 0				
5- 7	0- 3	1- 1	NON-CONFERENCE	2- 3	1- 0	1- 0				
2- 4	0- 1	0- 1	HOME	0- 2	1- 0	1- 0				
2- 1	0- 1	1- 0	AWAY	1- 0	0- 0	0- 0				
1- 2	0- 1	0- 0	NEUTRAL	1- 1	0- 0	0- 0				
5- 7	0- 2	0- 1	CONFERENCE	2- 3	1- 0	2- 1				
2- 4	0- 2	0- 0	HOME	1- 1	0- 0	1- 1				
3- 3	0- 0	0- 1	AWAY	1- 2	1- 0	1- 0				
0- 0	0- 0	0- 0	NEUTRAL	0- 0	0- 0	0- 0				

RPI S	Opponent	Score	RPI S	Opponent	Score	RPI S	Opponent	Score	RPI S	Opponent	Score	Team's RPI: 104
6	A UConn	57 81	32	A Michigan	76 72	51	A Virginia	60 90	117	A Wake Forest	75 71	
12	H Louisville	54 86	37	A Duke	47 50	57	H Minnesota	67 75	147	H Toledo	54 51	
13	H NC State	56 90	48	H Tennessee	63 74	63	N South Dakota St.	59 65	197	H Clemson	55 71	
19	H DePaul	94 105				67	N South Fla.	67 51	254	H Loyola Maryland	84 60	
25	N FGCU	60 69				73	H Miami (FL)	76 53	278	A Pittsburgh	60 52	
						76	H Boston College	65 75	278	H Pittsburgh	74 52	
						88	A Georgia Tech	59 51				
						89	A Syracuse	63 74				
						96	H Michigan St.	69 72				
						97	A Fordham	60 55				
LAST 10 Division I												
278	H Pittsburgh	74 52	73	H Miami (FL)	76 53							
117	A Wake Forest	75 71	37	A Duke	47 50							
88	A Georgia Tech	59 51	13	H NC State	56 90							
12	H Louisville	54 86	76	H Boston College	65 75							
51	A Virginia	60 90	89	A Syracuse	63 74							

Non-Div I Games:

Notre Dame

Average RPI Win:	289	WON-LOST	WINNING	LAST 10	STRENGTH OF	OPP. STRENGTH	TEAM	ADJ.	CONF.	ADJ CONF.
Average RPI Loss:	153	RECORD	PCT. RANK	GAMES	SCHEDULE	OF SCHEDULE	RPI	RPI	RPI	RPI
DIV. I ONLY	8- 13	243	4-6	306	214	281	281	22	22	
DIV. I NON-CONF.	3- 6	235	0	273	129	248	248	20	20	
TOTALS	RPI 1-25	RPI 26-50	W-L RECORDS	RPI 51-100	RPI 101-150	RPI 150+				
8- 13	0- 1	0- 2	OVERALL	0- 3	1- 0	7- 7				
4- 5	0- 1	0- 1	HOME	0- 1	1- 0	3- 2				
3- 8	0- 0	0- 1	AWAY	0- 2	0- 0	3- 5				
1- 0	0- 0	0- 0	NEUTRAL	0- 0	0- 0	1- 0				
3- 6	0- 1	0- 2	NON-CONFERENCE	0- 1	0- 0	3- 2				
0- 2	0- 1	0- 1	HOME	0- 0	0- 0	0- 0				
2- 4	0- 0	0- 1	AWAY	0- 1	0- 0	2- 2				
1- 0	0- 0	0- 0	NEUTRAL	0- 0	0- 0	1- 0				
5- 7	0- 0	0- 0	CONFERENCE	0- 2	1- 0	4- 5				
4- 3	0- 0	0- 0	HOME	0- 1	1- 0	3- 2				
1- 4	0- 0	0- 0	AWAY	0- 1	0- 0	1- 3				
0- 0	0- 0	0- 0	NEUTRAL	0- 0	0- 0	0- 0				

RPI 1-25				RPI 26-50				RPI 51-100				RPI 101+				Team's RPI: 281	
RPI	S	Opponent	Score	RPI	S	Opponent	Score	RPI	S	Opponent	Score	RPI	S	Opponent	Score		
18	H	Central Mich.	47 65	32	A	Michigan	64 79	54	A	IUPUI	41 76	139	H	Green Bay	93 88		
				43	H	Bradley	58 74	54	H	IUPUI	63 89	157	A	Wright St.	66 85		
								96	A	Michigan St.	56 76	191	H	Cleveland St.	58 79		
												202	A	Northern Ky.	60 69		
												236	H	Milwaukee	78 62		
												247	H	Youngstown St.	74 79		
												269	A	Niagara	63 77		
												282	A	St. Bonaventure	66 80		
												286	A	FIU	58 49		
												298	N	Jacksonville St.	61 55		
												330	A	Detroit Mercy	71 57		
												330	H	Detroit Mercy	65 60		
												342	A	UIC	64 70		
												342	H	UIC	63 46		
												350	A	Chicago St.	98 70		
LAST 10 Division I																	
				54	H	IUPUI	63 89					191	H	Cleveland St.	58 79		
				342	H	UIC	63 46					247	H	Youngstown St.	74 79		
				330	H	Detroit Mercy	65 60					236	H	Milwaukee	78 62		
				157	A	Wright St.	66 85					139	H	Green Bay	93 88		
				202	A	Northern Ky.	60 69					342	A	UIC	64 70		

Non-Div I Games: Lourdes 72 53 Concordia (MI) 76 42

Oakland

Loss, Non-Conf, S Site, H Home A Away N Neutral

Average RPI Win: 169	WON-LOST	WINNING	LAST 10	STRENGTH OF	OPP. STRENGTH	TEAM	ADJ.	CONF.	ADJ CONF.
Average RPI Loss: 64	RECORD	PCT. RANK	GAMES	SCHEDULE	OF SCHEDULE	RPI	RPI	RPI	RPI
DIV. I ONLY	15- 7	66	7-3	95	69	52	52	10	10
DIV. I NON-CONF.	7- 4	100	0	129	23	68	68	10	10

TOTALS	RPI 1-25	RPI 26-50	W-L RECORDS	RPI 51-100	RPI 101-150	RPI 150+			
15- 7	0- 3	1- 1	OVERALL	2- 2	2- 0	10- 1			
9- 1	0- 1	0- 0	HOME	2- 0	1- 0	6- 0			
5- 5	0- 2	1- 1	AWAY	0- 1	1- 0	3- 1			
1- 1	0- 0	0- 0	NEUTRAL	0- 1	0- 0	1- 0			
7- 4	0- 1	1- 1	NON-CONFERENCE	1- 2	0- 0	5- 0			
4- 0	0- 0	0- 0	HOME	1- 0	0- 0	3- 0			
2- 3	0- 1	1- 1	AWAY	0- 1	0- 0	1- 0			
1- 1	0- 0	0- 0	NEUTRAL	0- 1	0- 0	1- 0			
8- 3	0- 2	0- 0	CONFERENCE	1- 0	2- 0	5- 1			
5- 1	0- 1	0- 0	HOME	1- 0	1- 0	3- 0			
3- 2	0- 1	0- 0	AWAY	0- 0	1- 0	2- 1			
0- 0	0- 0	0- 0	NEUTRAL	0- 0	0- 0	0- 0			

RPI 1-25				RPI 26-50				RPI 51-100 Team's RPI: 52				RPI 101+			
RPI	S	Opponent	Score	RPI	S	Opponent	Score	RPI	S	Opponent	Score	RPI	S	Opponent	Score
18	A	Central Mich.	90 92	27	A	Ohio St.	74 68	54	H	IUPUI	70 64	107	A	Buffalo	76 65
18	H	Central Mich.	71 73	31	A	Texas	60 73	70	H	Ball St.	79 71	110	H	Kent St.	63 57
22	A	TCU	72 79					89	A	Syracuse	54 66	163	A	Eastern Mich.	75 65
								93	N	Butler	55 60	173	A	Northern Ill.	85 79
												173	H	Northern Ill.	87 67
												176	A	Western Mich.	72 73
												179	H	American	81 69
												190	H	Akron	70 57
												233	A	Chattanooga	70 58
												245	H	Marshall	67 51
												251	H	Bowling Green	79 69
												278	N	Pittsburgh	72 50
												285	H	Incarnate Word	78 41

LAST 10 Division I															
110	H	Kent St.	63 57	173	A	Northern Ill.	85 79								
163	A	Eastern Mich.	75 65	70	H	Ball St.	79 71								
18	A	Central Mich.	90 92	176	A	Western Mich.	72 73								
190	H	Akron	70 57	107	A	Buffalo	76 65								
251	H	Bowling Green	79 69	18	H	Central Mich.	71 73								

Non-Div I Games:

Ohio

Average RPI Win:	128	WON-LOST	WINNING	LAST 10	STRENGTH OF	OPP. STRENGTH	TEAM	ADJ.	CONF.	ADJ CONF.
Average RPI Loss:	29	RECORD	PCT. RANK	GAMES	SCHEDULE	OF SCHEDULE	RPI	RPI	RPI	RPI
DIV. I ONLY	14- 9	105	6-4	8	27	27	27	2	2	
DIV. I NON-CONF.	7- 4	100	0	4	82	17	17	2	2	
TOTALS	RPI 1-25	RPI 26-50	W-L RECORDS	RPI 51-100	RPI 101-150	RPI 150+				
14- 9	1- 5	2- 2	OVERALL	3- 2	2- 0	6- 0				
6- 4	1- 2	1- 1	HOME	0- 1	1- 0	3- 0				
6- 4	0- 3	0- 0	AWAY	3- 1	1- 0	2- 0				
2- 1	0- 0	1- 1	NEUTRAL	0- 0	0- 0	1- 0				
7- 4	1- 2	1- 1	NON-CONFERENCE	1- 1	1- 0	3- 0				
2- 2	1- 1	0- 0	HOME	0- 1	0- 0	1- 0				
3- 1	0- 1	0- 0	AWAY	1- 0	1- 0	1- 0				
2- 1	0- 0	1- 1	NEUTRAL	0- 0	0- 0	1- 0				
7- 5	0- 3	1- 1	CONFERENCE	2- 1	1- 0	3- 0				
4- 2	0- 1	1- 1	HOME	0- 0	1- 0	2- 0				
3- 3	0- 2	0- 0	AWAY	2- 1	0- 0	1- 0				
0- 0	0- 0	0- 0	NEUTRAL	0- 0	0- 0	0- 0				

RPI	S	Opponent	Score	RPI	S	Opponent	Score	Team's RPI: 27	RPI	S	Opponent	Score	RPI	S	Opponent	Score
3	A	Maryland	62 72	32	H	Michigan	78 69		52	H	Ohio	68 74	110	A	Kent St.	75 65
3	H	Maryland	65 85	40	H	Purdue	50 66		57	A	Minnesota	66 63	130	H	Wisconsin	82 74
6	H	UConn	62 73	42	N	South Dakota	53 68		74	A	Nebraska	80 74	172	A	Illinois	78 58
7	A	Iowa	68 77	46	N	UNI	64 46		80	A	Cincinnati	78 73	172	H	Illinois	77 47
10	A	Stanford	52 71						96	A	Michigan St.	65 68	184	N	Valparaiso	89 38
12	H	Louisville	67 60										205	H	Penn St.	80 70
													216	H	Radford	70 57
													308	A	Sacramento St.	104 74
LAST 10 Division I																
130	H	Wisconsin	82 74	172	H	Illinois	77 47									
172	A	Illinois	78 58	96	A	Michigan St.	65 68									
74	A	Nebraska	80 74	205	H	Penn St.	80 70									
3	H	Maryland	65 85	32	H	Michigan	78 69									
7	A	Iowa	68 77	3	A	Maryland	62 72									

Non-Div I Games:

Ohio St.

■ Loss,
 ■ Non-Conf, S Site,
 ■ Home
 ■ Away
 N Neutral

Average RPI Win:	95	WON-LOST	WINNING	LAST 10	STRENGTH OF	OPP. STRENGTH	TEAM	ADJ.	CONF.	ADJ CONF.
Average RPI Loss:	67	RECORD	PCT. RANK	GAMES	SCHEDULE	OF SCHEDULE	RPI	RPI	RPI	RPI
DIV. I ONLY	12- 11	164	5-5	1	54	39	39	3	3	
DIV. I NON-CONF.	7- 5	131	0	5	102	47	47	4	4	
TOTALS	RPI 1-25	RPI 26-50	W-L RECORDS	RPI 51-100	RPI 101-150	RPI 150+				
12- 11	1- 4	5- 3	OVERALL	0- 0	4- 2	2- 2				
9- 4	1- 3	3- 1	HOME	0- 0	3- 0	2- 0				
3- 6	0- 0	2- 2	AWAY	0- 0	1- 2	0- 2				
0- 1	0- 1	0- 0	NEUTRAL	0- 0	0- 0	0- 0				
7- 5	1- 2	1- 1	NON-CONFERENCE	0- 0	3- 1	2- 1				
7- 1	1- 1	1- 0	HOME	0- 0	3- 0	2- 0				
0- 3	0- 0	0- 1	AWAY	0- 0	0- 1	0- 1				
0- 1	0- 1	0- 0	NEUTRAL	0- 0	0- 0	0- 0				
5- 6	0- 2	4- 2	CONFERENCE	0- 0	1- 1	0- 1				
2- 3	0- 2	2- 1	HOME	0- 0	0- 0	0- 0				
3- 3	0- 0	2- 1	AWAY	0- 0	1- 1	0- 1				
0- 0	0- 0	0- 0	NEUTRAL	0- 0	0- 0	0- 0				

RPI 1-25				RPI 26-50				Team's RPI: 39	RPI 51-100				RPI 101+			
RPI	S	Opponent	Score	RPI	S	Opponent	Score		RPI	S	Opponent	Score	RPI	S	Opponent	Score
4	H	Missouri St.	90 96	29	H	Drake	93 84						103	H	SFA	75 62
6	N	UConn	53 97	30	A	Western Ky.	63 74						108	H	Abilene Christian	78 65
8	H	Baylor	56 77	31	H	Texas	53 70						112	H	UAB	82 75
22	H	TCU	63 82	45	A	West Virginia	73 49						116	A	Kansas	94 82
24	H	LSU	90 68	45	H	West Virginia	68 58						122	A	Kansas St.	74 92
				49	A	Iowa St.	59 63						148	A	Wichita St.	83 88
				49	H	Iowa St.	81 72						156	A	Houston	69 85
				50	A	Oklahoma St.	77 75						159	A	Texas Tech	84 89
													169	H	Sam Houston St.	95 71
													287	H	Prairie View	94 48
LAST 10 Division I																
				49	A	Iowa St.	59 63		159	A	Texas Tech	84 89				
				45	H	West Virginia	68 58		22	H	TCU	63 82				
				116	A	Kansas	94 82		45	A	West Virginia	73 49				
				31	H	Texas	53 70		49	H	Iowa St.	81 72				
				122	A	Kansas St.	74 92		50	A	Oklahoma St.	77 75				

Non-Div I Games:

Oklahoma

■ Loss,
■ Non-Conf,
■ S Site,
■ H Home
■ A Away
N Neutral

Average RPI Win:	145	WON-LOST	WINNING	LAST 10	STRENGTH OF	OPP. STRENGTH	TEAM	ADJ.	CONF.	ADJ CONF.
Average RPI Loss:	39	RECORD	PCT. RANK	GAMES	SCHEDULE	OF SCHEDULE	RPI	RPI	RPI	RPI
DIV. I ONLY	13- 10	130	3-7	11	47	50	50	3	3	
DIV. I NON-CONF.	9- 3	63	0	31	95	30	30	4	4	
TOTALS	RPI 1-25	RPI 26-50	W-L RECORDS	RPI 51-100	RPI 101-150	RPI 150+				
13- 10	0- 5	2- 4	OVERALL	1- 0	5- 0	5- 1				
9- 4	0- 1	1- 3	HOME	1- 0	3- 0	4- 0				
3- 4	0- 2	1- 1	AWAY	0- 0	1- 0	1- 1				
1- 2	0- 2	0- 0	NEUTRAL	0- 0	1- 0	0- 0				
9- 3	0- 3	0- 0	NON-CONFERENCE	1- 0	3- 0	5- 0				
7- 0	0- 0	0- 0	HOME	1- 0	2- 0	4- 0				
1- 1	0- 1	0- 0	AWAY	0- 0	0- 0	1- 0				
1- 2	0- 2	0- 0	NEUTRAL	0- 0	1- 0	0- 0				
4- 7	0- 2	2- 4	CONFERENCE	0- 0	2- 0	0- 1				
2- 4	0- 1	1- 3	HOME	0- 0	1- 0	0- 0				
2- 3	0- 1	1- 1	AWAY	0- 0	1- 0	0- 1				
0- 0	0- 0	0- 0	NEUTRAL	0- 0	0- 0	0- 0				

RPI 1-25				RPI 26-50				Team's RPI: 50	RPI 51-100				RPI 101+			
RPI	S	Opponent	Score	RPI	S	Opponent	Score		RPI	S	Opponent	Score	RPI	S	Opponent	Score
2	N	Oregon	72 89	31	H	Texas	56 61		87	H	Rice	69 38	102	H	Duquesne	84 41
8	A	Baylor	48 94	39	H	Oklahoma	75 77						116	H	Kansas	67 49
12	N	Louisville	48 69	45	A	West Virginia	57 55						122	A	Kansas St.	70 63
17	A	Texas A&M	62 74	45	H	West Virginia	60 57						122	H	Idaho	62 47
22	H	TCU	68 72	49	A	Iowa St.	63 74						124	N	UT Arlington	60 47
				49	H	Iowa St.	63 64						159	A	Texas Tech	79 109
LAST 10 Division I																
				45	H	West Virginia	60 57		45	A	West Virginia	57 55				
				49	A	Iowa St.	63 74		49	H	Iowa St.	63 64				
				159	A	Texas Tech	79 109		122	A	Kansas St.	70 63				
				22	H	TCU	68 72		8	A	Baylor	48 94				
				31	H	Texas	56 61		39	H	Oklahoma	75 77				

Non-Div I Games:

Oklahoma St.

Average RPI Win:	187	WON-LOST	WINNING	LAST 10	STRENGTH OF	OPP. STRENGTH	TEAM	ADJ.	CONF.	ADJ CONF.
Average RPI Loss:	93	RECORD	PCT. RANK	GAMES	SCHEDULE	OF SCHEDULE	RPI	RPI	RPI	RPI
DIV. I ONLY	20- 3	15	9-1	138	141	33	33	13	13	
DIV. I NON-CONF.	10- 2	29	0	153	190	44	44	14	14	
TOTALS	RPI 1-25	RPI 26-50	W-L RECORDS	RPI 51-100	RPI 101-150	RPI 150+				
20- 3	0- 0	1- 0	OVERALL	2- 1	5- 2	12- 0				
11- 0	0- 0	1- 0	HOME	1- 0	2- 0	7- 0				
8- 3	0- 0	0- 0	AWAY	1- 1	2- 2	5- 0				
1- 0	0- 0	0- 0	NEUTRAL	0- 0	1- 0	0- 0				
10- 2	0- 0	0- 0	NON-CONFERENCE	0- 1	5- 1	5- 0				
6- 0	0- 0	0- 0	HOME	0- 0	2- 0	4- 0				
3- 2	0- 0	0- 0	AWAY	0- 1	2- 1	1- 0				
1- 0	0- 0	0- 0	NEUTRAL	0- 0	1- 0	0- 0				
10- 1	0- 0	1- 0	CONFERENCE	2- 0	0- 1	7- 0				
5- 0	0- 0	1- 0	HOME	1- 0	0- 0	3- 0				
5- 1	0- 0	0- 0	AWAY	1- 0	0- 1	4- 0				
0- 0	0- 0	0- 0	NEUTRAL	0- 0	0- 0	0- 0				

RPI 1-25			RPI 26-50			Team's RPI: 33			RPI 51-100			RPI 101+		
RPI	S	Opponent	Score	RPI	S	Opponent	Score		RPI	S	Opponent	Score		
				30	H	Western Ky.	76 65		51	A	Virginia	53 56		
									60	A	Middle Tenn.	67 56		
									77	H	Charlotte	54 51		
												112	A	UAB
												115	A	VCU
												118	H	Campbell
												122	N	Idaho
												125	A	William & Mary
												126	A	Auburn
												131	H	Richmond
												170	H	Hampton
												181	A	Fla. Atlantic
												201	H	Mt. St. Mary's
												218	A	UTEP
												220	H	Southern Miss.
												241	H	Louisiana Tech
												245	H	Marshall
												257	H	Winthrop
												286	A	FIU
												299	A	UTSA
												312	A	Cal Poly
												318	H	UMES
LAST 10 Division I														
				218	A	UTEP	77 69		286	A	FIU	66 39		
				299	A	UTSA	62 43		245	H	Marshall	57 46		
				241	H	Louisiana Tech	77 61		30	H	Western Ky.	76 65		
				220	H	Southern Miss.	67 50		77	H	Charlotte	54 51		
				181	A	Fla. Atlantic	75 63		112	A	UAB	65 76		

Non-Div I Games:

Old Dominion

Average RPI Win:	294	WON-LOST	WINNING	LAST 10	STRENGTH OF	OPP. STRENGTH	TEAM	ADJ.	CONF.	ADJ CONF.
Average RPI Loss:	108	RECORD	PCT. RANK	GAMES	SCHEDULE	OF SCHEDULE	RPI	RPI	RPI	RPI
DIV. I ONLY	7- 16	280	0-10	151	124	279	279	4	4	
DIV. I NON-CONF.	7- 6	161	0	313	348	298	298	5	5	
TOTALS	RPI 1-25	RPI 26-50	W-L RECORDS	RPI 51-100	RPI 101-150	RPI 150+				
7- 16	0- 4	0- 1	OVERALL	0- 2	0- 4	7- 5				
6- 8	0- 1	0- 1	HOME	0- 2	0- 2	6- 2				
0- 7	0- 3	0- 0	AWAY	0- 0	0- 2	0- 2				
1- 1	0- 0	0- 0	NEUTRAL	0- 0	0- 0	1- 1				
7- 6	0- 0	0- 0	NON-CONFERENCE	0- 0	0- 1	7- 5				
6- 3	0- 0	0- 0	HOME	0- 0	0- 1	6- 2				
0- 2	0- 0	0- 0	AWAY	0- 0	0- 0	0- 2				
1- 1	0- 0	0- 0	NEUTRAL	0- 0	0- 0	1- 1				
0- 10	0- 4	0- 1	CONFERENCE	0- 2	0- 3	0- 0				
0- 5	0- 1	0- 1	HOME	0- 2	0- 1	0- 0				
0- 5	0- 3	0- 0	AWAY	0- 0	0- 2	0- 0				
0- 0	0- 0	0- 0	NEUTRAL	0- 0	0- 0	0- 0				

RPI 1-25				RPI 26-50				RPI 51-100				RPI 101+ Team's RPI: 279			
RPI	S	Opponent	Score	RPI	S	Opponent	Score	RPI	S	Opponent	Score	RPI	S	Opponent	Score
1	H	South Carolina	32 87	48	H	Tennessee	28 84	64	H	Alabama	56 57	106	A	Vanderbilt	47 63
9	A	Mississippi St.	39 80					84	H	Georgia	51 58	126	A	Auburn	43 59
17	A	Texas A&M	35 79									128	H	Southeast Mo. St.	53 70
24	A	LSU	44 52									129	H	Missouri	57 71
												159	A	Texas Tech	48 84
												164	H	Louisiana	42 53
												166	H	New Orleans	64 69
												169	H	Sam Houston St.	75 69
												220	A	Southern Miss.	53 59
												241	H	Louisiana Tech	76 53
												278	N	Pittsburgh	50 58
												297	H	Ga. Southern	69 66
												322	H	Alabama St.	93 66
												328	N	Alcorn	73 55
												347	H	La.-Monroe	66 42
												351	H	Mississippi Val.	72 53
LAST 10 Division I															
106	A	Vanderbilt	47 63	129	H	Missouri	57 71								
64	H	Alabama	56 57	24	A	LSU	44 52								
1	H	South Carolina	32 87	48	H	Tennessee	28 84								
9	A	Mississippi St.	39 80	17	A	Texas A&M	35 79								
126	A	Auburn	43 59	84	H	Georgia	51 58								

Non-Div I Games:

Ole Miss

■ Loss,
 ■ Non-Conf,
 ■ S Site,
 ■ H Home
 ■ A Away
 N Neutral

Average RPI Win: 259	WON-LOST	WINNING	LAST 10	STRENGTH OF	OPP. STRENGTH	TEAM	ADJ.	CONF.	ADJ CONF.
Average RPI Loss: 153	RECORD	PCT. RANK	GAMES	SCHEDULE	OF SCHEDULE	RPI	RPI	RPI	RPI
DIV. I ONLY	4- 17	319	1-9	118	272	303	303	19	19
DIV. I NON-CONF.	3- 8	268	0	130	304	270	270	18	18

TOTALS	RPI 1-25	RPI 26-50	W-L RECORDS	RPI 51-100	RPI 101-150	RPI 150+			
4- 17	0- 0	0- 4	OVERALL	0- 2	0- 3	4- 8			
3- 8	0- 0	0- 3	HOME	0- 1	0- 0	3- 4			
0- 8	0- 0	0- 1	AWAY	0- 1	0- 2	0- 4			
1- 1	0- 0	0- 0	NEUTRAL	0- 0	0- 1	1- 0			
3- 8	0- 0	0- 2	NON-CONFERENCE	0- 0	0- 3	3- 3			
2- 3	0- 0	0- 2	HOME	0- 0	0- 0	2- 1			
0- 4	0- 0	0- 0	AWAY	0- 0	0- 2	0- 2			
1- 1	0- 0	0- 0	NEUTRAL	0- 0	0- 1	1- 0			
1- 9	0- 0	0- 2	CONFERENCE	0- 2	0- 0	1- 5			
1- 5	0- 0	0- 1	HOME	0- 1	0- 0	1- 3			
0- 4	0- 0	0- 1	AWAY	0- 1	0- 0	0- 2			
0- 0	0- 0	0- 0	NEUTRAL	0- 0	0- 0	0- 0			

RPI 1-25				RPI 26-50				RPI 51-100				RPI 101+				Team's RPI: 303	
RPI	S	Opponent	Score	RPI	S	Opponent	Score	RPI	S	Opponent	Score	RPI	S	Opponent	Score		
				35	H	Creighton	54 67	63	A	South Dakota St.	59 69	115	N	VCU	66 74		
				42	A	South Dakota	44 77	63	H	South Dakota St.	51 68	116	A	Kansas	48 63		
				42	H	South Dakota	39 71					122	A	Kansas St.	48 73		
				46	H	UNI	45 81					191	H	Cleveland St.	66 79		
												202	A	Northern Ky.	40 57		
												209	H	Oral Roberts	60 54		
												210	H	Western Ill.	69 83		
												214	A	North Dakota	57 63		
												222	H	UMKC	57 53		
												224	A	Eastern Ill.	52 65		
												252	H	Morgan St.	70 64		
												291	H	North Dakota St.	65 74		
												292	A	Denver	60 66		
												331	H	Purdue Fort Wayne	57 58		
												351	N	Mississippi Val.	78 70		
LAST 10 Division I																	
				63	A	South Dakota St.	59 69	292	A	Denver	60 66						
				291	H	North Dakota St.	65 74	42	A	South Dakota	44 77						
				42	H	South Dakota	39 71	214	A	North Dakota	57 63						
				331	H	Purdue Fort Wayne	57 58	209	H	Oral Roberts	60 54						
				210	H	Western Ill.	69 83	63	H	South Dakota St.	51 68						

Non-Div I Games: Peru St. 92 58 Graceland (IA) 85 46

Omaha

Loss, Non-Conf, S Site, H Home A Away N Neutral

Oral Roberts

Through Games Of Feb. 10, 2020

Average RPI Win:	249	WON-LOST	WINNING	LAST 10	STRENGTH OF	OPP. STRENGTH	TEAM	ADJ.	CONF.	ADJ CONF.
Average RPI Loss:	138	RECORD	PCT. RANK	GAMES	SCHEDULE	OF SCHEDULE	RPI	RPI	RPI	RPI
DIV. I ONLY	9- 13	232	6-4	208	166	209	209	19	19	
DIV. I NON-CONF.	3- 8	268	0	202	100	274	274	18	18	
TOTALS	RPI 1-25	RPI 26-50	W-L RECORDS	RPI 51-100	RPI 101-150	RPI 150+				
9- 13	0- 0	0- 3	OVERALL	0- 4	1- 1	8- 5				
6- 2	0- 0	0- 0	HOME	0- 1	1- 0	5- 1				
3- 11	0- 0	0- 3	AWAY	0- 3	0- 1	3- 4				
0- 0	0- 0	0- 0	NEUTRAL	0- 0	0- 0	0- 0				
3- 8	0- 0	0- 2	NON-CONFERENCE	0- 2	1- 1	2- 3				
3- 1	0- 0	0- 0	HOME	0- 0	1- 0	2- 1				
0- 7	0- 0	0- 2	AWAY	0- 2	0- 1	0- 2				
0- 0	0- 0	0- 0	NEUTRAL	0- 0	0- 0	0- 0				
6- 5	0- 0	0- 1	CONFERENCE	0- 2	0- 0	6- 2				
3- 1	0- 0	0- 0	HOME	0- 1	0- 0	3- 0				
3- 4	0- 0	0- 1	AWAY	0- 1	0- 0	3- 2				
0- 0	0- 0	0- 0	NEUTRAL	0- 0	0- 0	0- 0				

RPI 1-25			RPI 26-50			RPI 51-100			RPI 101+ Team's RPI: 209		
RPI	S	Opponent	Score	RPI	S	Opponent	Score	RPI	S	Opponent	Score
				38	A	Arkansas	64 96	63	A	South Dakota St.	44 58
				42	A	South Dakota	56 79	63	H	South Dakota St.	61 76
				50	A	Oklahoma St.	44 78	74	A	Nebraska	67 77
								92	A	Utah	58 78
LAST 10 Division I											
				291	A	North Dakota St.	80 76	210	A	Western Ill.	61 75
				214	A	North Dakota	86 72	331	A	Purdue Fort Wayne	79 73
				63	H	South Dakota St.	61 76	214	H	North Dakota	75 52
				292	H	Denver	84 72	291	H	North Dakota St.	70 62
				42	A	South Dakota	56 79	303	A	Omaha	54 60
								323	H	Houston Baptist	73 74
								331	A	Purdue Fort Wayne	79 73

Non-Div I Games: Rogers St. 80 40 Cent. Christian (KS114 60

Oral Roberts

Loss, Non-Conf, S Site, H Home A Away N Neutral

Average RPI Win:	96	WON-LOST	WINNING	LAST 10	STRENGTH OF	OPP. STRENGTH	TEAM	ADJ.	CONF.	ADJ CONF.
Average RPI Loss:	20	RECORD	PCT. RANK	GAMES	SCHEDULE	OF SCHEDULE	RPI	RPI	RPI	RPI
DIV. I ONLY	22- 2	7	10-0	7	9	2	2	1	1	
DIV. I NON-CONF.	11- 1	13	1-0	61	31	10	10	1	1	
TOTALS	RPI 1-25	RPI 26-50	W-L RECORDS	RPI 51-100	RPI 101-150	RPI 150+				
22- 2	6- 1	2- 1	OVERALL	6- 0	5- 0	3- 0				
13- 0	3- 0	1- 0	HOME	3- 0	4- 0	2- 0				
7- 1	3- 0	0- 1	AWAY	3- 0	0- 0	1- 0				
2- 1	0- 1	1- 0	NEUTRAL	0- 0	1- 0	0- 0				
11- 1	1- 1	1- 0	NON-CONFERENCE	2- 0	4- 0	3- 0				
6- 0	0- 0	0- 0	HOME	1- 0	3- 0	2- 0				
3- 0	1- 0	0- 0	AWAY	1- 0	0- 0	1- 0				
2- 1	0- 1	1- 0	NEUTRAL	0- 0	1- 0	0- 0				
11- 1	5- 0	1- 1	CONFERENCE	4- 0	1- 0	0- 0				
7- 0	3- 0	1- 0	HOME	2- 0	1- 0	0- 0				
4- 1	2- 0	0- 1	AWAY	2- 0	0- 0	0- 0				
0- 0	0- 0	0- 0	NEUTRAL	0- 0	0- 0	0- 0				

RPI	S	Opponent	Score	RPI	S	Opponent	Score	RPI	S	Opponent	Score	RPI	S	Opponent	Score
6	A	UConn	74 56	28	A	Arizona St.	66 72	63	H	South Dakota St.	95 56	109	H	Texas Southern	99 63
10	H	Stanford	87 55	28	H	Arizona St.	79 48	66	A	Colorado	101 53	122	H	Kansas St.	89 51
12	N	Louisville	62 72	50	N	Oklahoma St.	89 72	66	H	Colorado	104 46	124	N	UT Arlington	91 54
14	A	Oregon St.	66 57					89	A	Syracuse	81 64	140	H	California	105 55
14	H	Oregon St.	76 64					92	A	Utah	90 63	146	H	Northeastern	89 47
21	A	Arizona	71 64					92	H	Utah	88 51	267	A	Long Beach St.	81 45
21	H	Arizona	85 52									277	H	Utah St.	109 52
												288	H	UC Riverside	84 41
LAST 10 Division I															
28	H	Arizona St.	79 48	14	A	Oregon St.	66 57								
21	H	Arizona	85 52	14	H	Oregon St.	76 64								
6	A	UConn	74 56	140	H	California	105 55								
66	A	Colorado	101 53	10	H	Stanford	87 55								
92	A	Utah	90 63	21	A	Arizona	71 64								

Non-Div I Games:

Oregon

■ Loss,
 ■ Non-Conf, S Site,
 ■ Home
 ■ Away
 N Neutral

Average RPI Win:	116	WON-LOST	WINNING	LAST 10	STRENGTH OF	OPP. STRENGTH	TEAM	ADJ.	CONF.	ADJ CONF.
Average RPI Loss:	13	RECORD	PCT. RANK	GAMES	SCHEDULE	OF SCHEDULE	RPI	RPI	RPI	RPI
DIV. I ONLY	19- 5	32	5-5	6	22	14	14	1	1	
DIV. I NON-CONF.	12- 0	1	0	59	76	6	6	1	1	
TOTALS	RPI 1-25	RPI 26-50	W-L RECORDS	RPI 51-100	RPI 101-150	RPI 150+				
19- 5	3- 4	1- 1	OVERALL	7- 0	2- 0	6- 0				
12- 3	2- 3	1- 0	HOME	2- 0	2- 0	5- 0				
4- 2	1- 1	0- 1	AWAY	3- 0	0- 0	0- 0				
3- 0	0- 0	0- 0	NEUTRAL	2- 0	0- 0	1- 0				
12- 0	2- 0	0- 0	NON-CONFERENCE	3- 0	1- 0	6- 0				
8- 0	2- 0	0- 0	HOME	0- 0	1- 0	5- 0				
1- 0	0- 0	0- 0	AWAY	1- 0	0- 0	0- 0				
3- 0	0- 0	0- 0	NEUTRAL	2- 0	0- 0	1- 0				
7- 5	1- 4	1- 1	CONFERENCE	4- 0	1- 0	0- 0				
4- 3	0- 3	1- 0	HOME	2- 0	1- 0	0- 0				
3- 2	1- 1	0- 1	AWAY	2- 0	0- 0	0- 0				
0- 0	0- 0	0- 0	NEUTRAL	0- 0	0- 0	0- 0				

RPI S	Opponent	Score	RPI S	Opponent	Score	RPI S	Opponent	Score	RPI S	Opponent	Score
2	A Oregon	64 76	28	A Arizona St.	47 55	66	A Colorado	79 52	105	H Pacific	69 57
2	H Oregon	57 66	28	H Arizona St.	64 62	66	H Colorado	72 60	140	H California	81 44
4	H Missouri St.	80 69				69	N BYU	65 34	167	H Southern Utah	95 45
10	H Stanford	58 61				73	A Miami (FL)	75 53	178	H Hawaii	64 32
19	H DePaul	98 77				92	A Utah	77 65	185	N Northern Ariz.	91 57
21	A Arizona	63 61				92	H Utah	77 48	219	H CSU Bakersfield	69 50
21	H Arizona	58 65				98	N Liberty	68 55	277	H Utah St.	75 46
									302	H UC Irvine	86 57
LAST 10 Division I											
21	H Arizona	58 65	2	A Oregon	64 76						
28	H Arizona St.	64 62	10	H Stanford	58 61						
92	A Utah	77 65	140	H California	81 44						
66	A Colorado	79 52	28	A Arizona St.	47 55						
2	H Oregon	57 66	21	A Arizona	63 61						

Non-Div I Games:

Oregon St.

■ Loss,
 ■ Non-Conf, S Site,
 ■ Home
 ■ Away
 N Neutral

Average RPI Win:	224	WON-LOST	WINNING	LAST 10	STRENGTH OF	OPP. STRENGTH	TEAM	ADJ.	CONF.	ADJ CONF.
Average RPI Loss:	98	RECORD	PCT. RANK	GAMES	SCHEDULE	OF SCHEDULE	RPI	RPI	RPI	RPI
DIV. I ONLY	14- 10	120	5-5	133	114	105	105	11	11	
DIV. I NON-CONF.	7- 4	100	0	194	149	102	102	11	11	
TOTALS	RPI 1-25	RPI 26-50	W-L RECORDS	RPI 51-100	RPI 101-150	RPI 150+				
14- 10	0- 4	0- 0	OVERALL	1- 1	2- 2	11- 3				
7- 3	0- 1	0- 0	HOME	0- 1	1- 1	6- 0				
6- 6	0- 3	0- 0	AWAY	1- 0	1- 0	4- 3				
1- 1	0- 0	0- 0	NEUTRAL	0- 0	0- 1	1- 0				
7- 4	0- 2	0- 0	NON-CONFERENCE	1- 0	0- 1	6- 1				
4- 0	0- 0	0- 0	HOME	0- 0	0- 0	4- 0				
2- 3	0- 2	0- 0	AWAY	1- 0	0- 0	1- 1				
1- 1	0- 0	0- 0	NEUTRAL	0- 0	0- 1	1- 0				
7- 6	0- 2	0- 0	CONFERENCE	0- 1	2- 1	5- 2				
3- 3	0- 1	0- 0	HOME	0- 1	1- 1	2- 0				
4- 3	0- 1	0- 0	AWAY	0- 0	1- 0	3- 2				
0- 0	0- 0	0- 0	NEUTRAL	0- 0	0- 0	0- 0				

RPI	S	Opponent	Score	RPI	S	Opponent	Score	RPI	S	Opponent	Score	RPI	S	Opponent	Score	Team's RPI: 105
5	A	UCLA	57 68					55	A	Drexel	58 51	119	H	San Diego	64 66	
11	A	Gonzaga	67 68					69	H	BYU	66 76	145	A	Portland	77 73	
11	H	Gonzaga	65 83									145	H	Portland	77 70	
14	A	Oregon St.	57 69									147	N	Toledo	65 66	
												155	A	Saint Mary's (CA)	68 66	
												186	A	Pepperdine	54 59	
												186	H	Pepperdine	64 63	
												203	A	Santa Clara	65 75	
												219	A	CSU Bakersfield	70 80	
												222	H	UMKC	89 60	
												231	H	SMU	77 49	
												243	A	San Francisco	84 61	
												273	A	UC Santa Barbara	63 53	
												280	A	LMU (CA)	87 70	
												280	H	LMU (CA)	76 67	
												283	H	Indiana St.	83 66	
												313	N	St. Francis Brooklyn	71 62	
												319	H	Weber St.	76 53	
LAST 10 Division I																
145	H	Portland	77 70	119	H	San Diego	64 66									
11	H	Gonzaga	65 83	69	H	BYU	66 76									
280	A	LMU (CA)	87 70	11	A	Gonzaga	67 68									
186	A	Pepperdine	54 59	145	A	Portland	77 73									
155	A	Saint Mary's (CA)	68 66	186	H	Pepperdine	64 63									

Non-Div I Games:

Pacific

■ Loss,
■ Non-Conf,
■ S Site,
■ H Home
■ A Away
N Neutral

Average RPI Win:	211	WON-LOST	WINNING	LAST 10	STRENGTH OF	OPP. STRENGTH	TEAM	ADJ.	CONF.	ADJ CONF.
Average RPI Loss:	65	RECORD	PCT. RANK	GAMES	SCHEDULE	OF SCHEDULE	RPI	RPI	RPI	RPI
DIV. I ONLY	12- 5	60	6-4	206	96	86	86	8	8	
DIV. I NON-CONF.	9- 3	63	3-2	300	81	104	104	8	8	
TOTALS	RPI 1-25	RPI 26-50	W-L RECORDS	RPI 51-100	RPI 101-150	RPI 150+				
12- 5	0- 1	0- 1	OVERALL	1- 2	1- 1	10- 0				
7- 1	0- 1	0- 0	HOME	1- 0	1- 0	5- 0				
5- 4	0- 0	0- 1	AWAY	0- 2	0- 1	5- 0				
0- 0	0- 0	0- 0	NEUTRAL	0- 0	0- 0	0- 0				
9- 3	0- 0	0- 1	NON-CONFERENCE	1- 2	0- 0	8- 0				
5- 0	0- 0	0- 0	HOME	1- 0	0- 0	4- 0				
4- 3	0- 0	0- 1	AWAY	0- 2	0- 0	4- 0				
0- 0	0- 0	0- 0	NEUTRAL	0- 0	0- 0	0- 0				
3- 2	0- 1	0- 0	CONFERENCE	0- 0	1- 1	2- 0				
2- 1	0- 1	0- 0	HOME	0- 0	1- 0	1- 0				
1- 1	0- 0	0- 0	AWAY	0- 0	0- 1	1- 0				
0- 0	0- 0	0- 0	NEUTRAL	0- 0	0- 0	0- 0				

RPI 1-25				RPI 26-50				RPI 51-100				RPI 101+			
RPI	S	Opponent	Score	RPI	S	Opponent	Score	RPI	S	Opponent	Score	RPI	S	Opponent	Score
20	H	Princeton	55 75	37	A	Duke	50 66	55	H	Drexel	53 49	101	A	Harvard	51 58
								72	A	Temple	72 76	132	H	Cornell	63 41
								95	A	Villanova	58 70	158	H	Columbia	86 84
												178	A	Hawaii	70 55
												198	A	Dartmouth	66 33
												206	A	La Salle	65 49
												208	H	Stetson	81 41
												212	A	Saint Joseph's	55 45
												228	H	Iona	74 42
												275	H	Siena	92 44
												329	A	NJIT	85 51
												349	H	Hartford	74 46
LAST 10 Division I															
132	H	Cornell	63 41	95	A	Villanova	58 70	20	H	Princeton	55 75				
158	H	Columbia	86 84					178	A	Hawaii	70 55				
198	A	Dartmouth	66 33					55	H	Drexel	53 49				
101	A	Harvard	51 58					208	H	Stetson	81 41				
72	A	Temple	72 76												

Non-Div I Games: Chaminade 90 39

Penn

Average RPI Win:	210	WON-LOST	WINNING	LAST 10	STRENGTH OF	OPP. STRENGTH	TEAM	ADJ.	CONF.	ADJ CONF.
Average RPI Loss:	84	RECORD	PCT. RANK	GAMES	SCHEDULE	OF SCHEDULE	RPI	RPI	RPI	RPI
DIV. I ONLY	7- 17	287	1-9	53	64	205	205	2	2	
DIV. I NON-CONF.	6- 5	151	0	236	239	223	223	2	2	
<hr/>										
TOTALS	RPI 1-25	RPI 26-50	W-L RECORDS	RPI 51-100	RPI 101-150	RPI 150+				
7- 17	0- 5	0- 5	OVERALL	2- 2	0- 1	5- 4				
5- 9	0- 3	0- 1	HOME	2- 2	0- 0	3- 3				
1- 7	0- 2	0- 4	AWAY	0- 0	0- 1	1- 0				
1- 1	0- 0	0- 0	NEUTRAL	0- 0	0- 0	1- 1				
6- 5	0- 1	0- 0	NON-CONFERENCE	1- 1	0- 0	5- 3				
4- 3	0- 0	0- 0	HOME	1- 1	0- 0	3- 2				
1- 1	0- 1	0- 0	AWAY	0- 0	0- 0	1- 0				
1- 1	0- 0	0- 0	NEUTRAL	0- 0	0- 0	1- 1				
1- 12	0- 4	0- 5	CONFERENCE	1- 1	0- 1	0- 1				
1- 6	0- 3	0- 1	HOME	1- 1	0- 0	0- 1				
0- 6	0- 1	0- 4	AWAY	0- 0	0- 1	0- 0				
0- 0	0- 0	0- 0	NEUTRAL	0- 0	0- 0	0- 0				

RPI 1-25				RPI 26-50				RPI 51-100				RPI 101+ Team's RPI: 205			
RPI	S	Opponent	Score	RPI	S	Opponent	Score	RPI	S	Opponent	Score	RPI	S	Opponent	Score
7	H	Iowa	66 77	27	A	Ohio St.	70 80	57	H	Minnesota	74 81	130	A	Wisconsin	65 71
15	H	Indiana	60 76	32	A	Michigan	48 82	96	H	Michigan St.	86 73	172	H	Illinois	66 70
16	A	Northwestern	59 85	40	A	Purdue	68 81	97	H	Fordham	72 59	182	A	Towson	73 67
16	H	Northwestern	59 82	47	A	Rutgers	39 72	100	H	Rider	70 78	197	H	Clemson	68 55
20	A	Princeton	55 72	47	H	Rutgers	57 62					206	H	La Salle	67 69
												227	H	George Mason	68 78
												267	N	Long Beach St.	56 64
												278	H	Pittsburgh	78 73
												301	H	Sacred Heart	88 65
												320	N	N.C. Central	92 68
<hr/>															
LAST 10 Division I															
172	H	Illinois	66 70	15	H	Indiana	60 76								
47	A	Rutgers	39 72	16	A	Northwestern	59 85								
16	H	Northwestern	59 82	47	H	Rutgers	57 62								
7	H	Iowa	66 77	27	A	Ohio St.	70 80								
40	A	Purdue	68 81	96	H	Michigan St.	86 73								

Non-Div I Games:

Penn St.

■ Loss,
 ■ Non-Conf,
 ■ S Site,
 ■ H Home
 ■ A Away
 N Neutral

Pepperdine

Through Games Of Feb. 10, 2020

Average RPI Win:	216	WON-LOST	WINNING	LAST 10	STRENGTH OF	OPP. STRENGTH	TEAM	ADJ.	CONF.	ADJ CONF.
Average RPI Loss:	134	RECORD	PCT. RANK	GAMES	SCHEDULE	OF SCHEDULE	RPI	RPI	RPI	RPI
DIV. I ONLY	11- 10	158	6-4	228	108	186	186	11	11	
DIV. I NON-CONF.	4- 4	164	0	311	185	247	247	11	11	
TOTALS	RPI 1-25	RPI 26-50	W-L RECORDS	RPI 51-100	RPI 101-150	RPI 150+				
11- 10	0- 1	0- 0	OVERALL	0- 2	2- 3	9- 4				
7- 4	0- 0	0- 0	HOME	0- 1	2- 0	5- 3				
4- 6	0- 1	0- 0	AWAY	0- 1	0- 3	4- 1				
0- 0	0- 0	0- 0	NEUTRAL	0- 0	0- 0	0- 0				
4- 4	0- 0	0- 0	NON-CONFERENCE	0- 1	0- 1	4- 2				
2- 2	0- 0	0- 0	HOME	0- 0	0- 0	2- 2				
2- 2	0- 0	0- 0	AWAY	0- 1	0- 1	2- 0				
0- 0	0- 0	0- 0	NEUTRAL	0- 0	0- 0	0- 0				
7- 6	0- 1	0- 0	CONFERENCE	0- 1	2- 2	5- 2				
5- 2	0- 0	0- 0	HOME	0- 1	2- 0	3- 1				
2- 4	0- 1	0- 0	AWAY	0- 0	0- 2	2- 1				
0- 0	0- 0	0- 0	NEUTRAL	0- 0	0- 0	0- 0				

RPI 1-25				RPI 26-50				RPI 51-100				RPI 101+ Team's RPI: 186			
RPI	S	Opponent	Score	RPI	S	Opponent	Score	RPI	S	Opponent	Score	RPI	S	Opponent	Score
11	A	Gonzaga	36 70					69	H	BYU	47 65	105	A	Pacific	63 64
								94	A	Washington St.	48 85	105	H	Pacific	59 54
												119	H	San Diego	73 57
												127	A	Boise St.	74 76
												145	A	Portland	67 69
												155	A	Saint Mary's (CA)	78 85
												155	H	Saint Mary's (CA)	73 64
												161	H	UC Davis	70 67
												177	H	UNLV	44 69
												178	H	Hawaii	51 52
												203	A	Santa Clara	79 61
												203	H	Santa Clara	79 71
												243	A	San Francisco	70 64
												243	H	San Francisco	82 70
												280	H	LMU (CA)	77 84
												306	A	Eastern Wash.	53 52
												312	H	Cal Poly	63 53
												321	A	New Mexico St.	72 69
LAST 10 Division I															
203	A	Santa Clara	79 61	11	A	Gonzaga	36 70								
243	A	San Francisco	70 64	280	H	LMU (CA)	77 84								
155	H	Saint Mary's (CA)	73 64	243	H	San Francisco	82 70								
105	H	Pacific	59 54	203	H	Santa Clara	79 71								
145	A	Portland	67 69	105	A	Pacific	63 64								

Non-Div I Games: Concordia (CA) 76 57 Cal St. L.A. 79 56

Pepperdine

Loss, Non-Conf, S Site, H Home A Away N Neutral

Average RPI Win:	266	WON-LOST	WINNING	LAST 10	STRENGTH OF	OPP. STRENGTH	TEAM	ADJ.	CONF.	ADJ CONF.
Average RPI Loss:	94	RECORD	PCT. RANK	GAMES	SCHEDULE	OF SCHEDULE	RPI	RPI	RPI	RPI
DIV. I ONLY	4- 19	321	1-9	87	86	278	278	5	5	
DIV. I NON-CONF.	3- 8	268	0	222	227	306	306	3	3	
TOTALS	RPI 1-25	RPI 26-50	W-L RECORDS	RPI 51-100	RPI 101-150	RPI 150+				
4- 19	0- 3	0- 1	OVERALL	0- 8	1- 3	3- 4				
3- 10	0- 2	0- 0	HOME	0- 4	1- 2	2- 2				
0- 8	0- 1	0- 1	AWAY	0- 3	0- 1	0- 2				
1- 1	0- 0	0- 0	NEUTRAL	0- 1	0- 0	1- 0				
3- 8	0- 0	0- 0	NON-CONFERENCE	0- 4	0- 1	3- 3				
2- 4	0- 0	0- 0	HOME	0- 1	0- 1	2- 2				
0- 3	0- 0	0- 0	AWAY	0- 2	0- 0	0- 1				
1- 1	0- 0	0- 0	NEUTRAL	0- 1	0- 0	1- 0				
1- 11	0- 3	0- 1	CONFERENCE	0- 4	1- 2	0- 1				
1- 6	0- 2	0- 0	HOME	0- 3	1- 1	0- 0				
0- 5	0- 1	0- 1	AWAY	0- 1	0- 1	0- 1				
0- 0	0- 0	0- 0	NEUTRAL	0- 0	0- 0	0- 0				

RPI S	Opponent	Score	RPI S	Opponent	Score	RPI S	Opponent	Score	RPI S	Opponent	Score	Team's RPI: 278
12	A Louisville	49 83	34	A Virginia Tech	56 68	52	N Ohio	50 72	102	H Duquesne	62 81	
13	H NC State	44 88				53	A UCF	58 74	104	A Notre Dame	52 74	
23	H Florida St.	41 66				75	H Stony Brook	56 59	104	H Notre Dame	52 60	
						76	H Boston College	70 79	117	H Wake Forest	53 48	
						79	A North Carolina	62 70	165	H Miami (OH)	71 80	
						80	A Cincinnati	53 69	197	A Clemson	67 75	
						88	H Georgia Tech	48 77	205	A Penn St.	73 78	
						89	H Syracuse	51 69	242	H Georgetown	56 66	
									279	N Ole Miss	58 50	
									325	H Fairleigh Dickinson	69 60	
									344	H Central Conn. St.	81 73	
LAST 10 Division I												
104	A Notre Dame	52 74	13	H NC State	44 88							
88	H Georgia Tech	48 77	89	H Syracuse	51 69							
23	H Florida St.	41 66	197	A Clemson	67 75							
117	H Wake Forest	53 48	34	A Virginia Tech	56 68							
12	A Louisville	49 83	76	H Boston College	70 79							

Non-Div I Games:

Pittsburgh

■ Loss,
 ■ Non-Conf, S Site,
 ■ Home
 ■ Away
 N Neutral

Average RPI Win:	208	WON-LOST	WINNING	LAST 10	STRENGTH OF	OPP. STRENGTH	TEAM	ADJ.	CONF.	ADJ CONF.
Average RPI Loss:	127	RECORD	PCT. RANK	GAMES	SCHEDULE	OF SCHEDULE	RPI	RPI	RPI	RPI
DIV. I ONLY	12- 10	144	6-4	144	156	145	145	11	11	
DIV. I NON-CONF.	5- 4	140	0	218	337	199	199	11	11	
TOTALS	RPI 1-25	RPI 26-50	W-L RECORDS	RPI 51-100	RPI 101-150	RPI 150+				
12- 10	0- 1	0- 0	OVERALL	2- 1	0- 6	10- 2				
5- 6	0- 0	0- 0	HOME	1- 1	0- 4	4- 1				
7- 4	0- 1	0- 0	AWAY	1- 0	0- 2	6- 1				
0- 0	0- 0	0- 0	NEUTRAL	0- 0	0- 0	0- 0				
5- 4	0- 0	0- 0	NON-CONFERENCE	1- 0	0- 2	4- 2				
2- 3	0- 0	0- 0	HOME	1- 0	0- 2	1- 1				
3- 1	0- 0	0- 0	AWAY	0- 0	0- 0	3- 1				
0- 0	0- 0	0- 0	NEUTRAL	0- 0	0- 0	0- 0				
7- 6	0- 1	0- 0	CONFERENCE	1- 1	0- 4	6- 0				
3- 3	0- 0	0- 0	HOME	0- 1	0- 2	3- 0				
4- 3	0- 1	0- 0	AWAY	1- 0	0- 2	3- 0				
0- 0	0- 0	0- 0	NEUTRAL	0- 0	0- 0	0- 0				

RPI 1-25				RPI 26-50				RPI 51-100				RPI 101+ Team's RPI: 145			
RPI	S	Opponent	Score	RPI	S	Opponent	Score	RPI	S	Opponent	Score	RPI	S	Opponent	Score
11	A	Gonzaga	57 62					59	H	Fresno St.	75 64	105	A	Pacific	70 77
								69	A	BYU	57 48	105	H	Pacific	73 77
								69	H	BYU	54 66	108	H	Abilene Christian	69 76
												119	A	San Diego	55 74
												119	H	San Diego	58 62
												136	H	Loyola Chicago	64 78
												155	A	Saint Mary's (CA)	72 53
												155	H	Saint Mary's (CA)	78 65
												186	H	Pepperdine	69 67
												203	A	Santa Clara	80 77
												207	H	Portland St.	71 77
												238	H	Grand Canyon	73 41
												243	A	San Francisco	73 66
												277	A	Utah St.	70 64
												280	H	LMU (CA)	74 49
												289	A	CSUN	64 73
												311	A	Air Force	72 56
												319	A	Weber St.	78 59
LAST 10 Division I															
105	A	Pacific	70 77	280	H	LMU (CA)	74 49								
155	A	Saint Mary's (CA)	72 53	203	A	Santa Clara	80 77								
119	H	San Diego	58 62	243	A	San Francisco	73 66								
69	H	BYU	54 66	155	H	Saint Mary's (CA)	78 65								
186	H	Pepperdine	69 67	105	H	Pacific	73 77								

Non-Div I Games: Warner Pacific 78 36 Willamette 82 42

Portland

Loss, Non-Conf, S Site, H Home A Away N Neutral

Overall Record				Through Games Of Feb. 10, 1910						
Average RPI Win:	219	WON-LOST	WINNING	LAST 10	STRENGTH OF	OPP. STRENGTH	TEAM	ADJ.	CONF.	ADJ CONF.
Average RPI Loss:	185	RECORD	PCT. RANK	GAMES	SCHEDULE	OF SCHEDULE	RPI	RPI	RPI	RPI
DIV. I ONLY	11- 11	173	5-5	215	284	207	207	18	18	
DIV. I NON-CONF.	5- 4	140	0	152	319	130	130	17	17	

TOTALS	RPI 1-25		RPI 26-50	W-L RECORDS	RPI 51-100	RPI 101-150	RPI 150+			
11- 11	0- 0		0- 1	OVERALL	0- 1	2- 1	9- 8			
6- 5	0- 0		0- 1	HOME	0- 1	1- 0	5- 3			
5- 5	0- 0		0- 0	AWAY	0- 0	1- 1	4- 4			
0- 1	0- 0		0- 0	NEUTRAL	0- 0	0- 0	0- 1			
5- 4	0- 0		0- 1	NON-CONFERENCE	0- 0	1- 1	4- 2			
2- 1	0- 0		0- 1	HOME	0- 0	0- 0	2- 0			
3- 2	0- 0		0- 0	AWAY	0- 0	1- 1	2- 1			
0- 1	0- 0		0- 0	NEUTRAL	0- 0	0- 0	0- 1			
6- 7	0- 0		0- 0	CONFERENCE	0- 1	1- 0	5- 6			
4- 4	0- 0		0- 0	HOME	0- 1	1- 0	3- 3			
2- 3	0- 0		0- 0	AWAY	0- 0	0- 0	2- 3			
0- 0	0- 0		0- 0	NEUTRAL	0- 0	0- 0	0- 0			

RPI 1-25				RPI 26-50				RPI 51-100				RPI 101+				Team's RPI: 207	
RPI	S	Opponent	Score	RPI	S	Opponent	Score	RPI	S	Opponent	Score	RPI	S	Opponent	Score		
				48	H	Tennessee	61 88	91	H	Montana St.	62 73	122	H	Idaho	74 53		
												127	A	Boise St.	57 82		
												145	A	Portland	77 71		
												161	A	UC Davis	76 70		
												167	A	Southern Utah	58 71		
												167	H	Southern Utah	72 81		
												175	A	Montana	55 62		
												175	H	Montana	78 65		
												185	H	Northern Ariz.	66 54		
												199	A	Idaho St.	69 64		
												213	A	Northern Colo.	58 77		
												213	H	Northern Colo.	51 78		
												222	A	UMKC	69 87		
												238	H	Grand Canyon	69 46		
												259	H	Nevada	80 75		
												302	A	UC Irvine	70 61		
												302	N	UC Irvine	75 83		
												306	H	Eastern Wash.	75 58		
												308	H	Sacramento St.	70 73		
												319	A	Weber St.	76 57		
EAST 10 Division I																	
				213	H	Northern Colo.	51 78	319	A	Weber St.	76 57						
				167	H	Southern Utah	72 81	199	A	Idaho St.	69 64						
				175	A	Montana	55 62	175	H	Montana	78 65						
				185	H	Northern Ariz.	66 54	91	H	Montana St.	62 73						
				308	H	Sacramento St.	70 73	306	H	Eastern Wash.	75 58						

Non-Div I Games:	Multnomah	104	48
------------------	-----------	-----	----

Portland St.

Loss, Non-Conf, S Site, H Home A Away N Neutral

Average RPI Win:	292	WON-LOST	WINNING	LAST 10	STRENGTH OF	OPP. STRENGTH	TEAM	ADJ.	CONF.	ADJ CONF.
Average RPI Loss:	140	RECORD	PCT. RANK	GAMES	SCHEDULE	OF SCHEDULE	RPI	RPI	RPI	RPI
DIV. I ONLY	5- 14	298	5-5	205	263	287	287	32	32	
DIV. I NON-CONF.	0- 9	338	0	27	27	264	264	31	31	
TOTALS	RPI 1-25	RPI 26-50	W-L RECORDS	RPI 51-100	RPI 101-150	RPI 150+				
5- 14	0- 2	0- 1	OVERALL	0- 1	1- 4	4- 6				
3- 3	0- 0	0- 0	HOME	0- 0	1- 1	2- 2				
2- 9	0- 2	0- 1	AWAY	0- 1	0- 2	2- 3				
0- 2	0- 0	0- 0	NEUTRAL	0- 0	0- 1	0- 1				
0- 9	0- 2	0- 1	NON-CONFERENCE	0- 1	0- 3	0- 2				
0- 1	0- 0	0- 0	HOME	0- 0	0- 1	0- 0				
0- 6	0- 2	0- 1	AWAY	0- 1	0- 1	0- 1				
0- 2	0- 0	0- 0	NEUTRAL	0- 0	0- 1	0- 1				
5- 5	0- 0	0- 0	CONFERENCE	0- 0	1- 1	4- 4				
3- 2	0- 0	0- 0	HOME	0- 0	1- 0	2- 2				
2- 3	0- 0	0- 0	AWAY	0- 0	0- 1	2- 2				
0- 0	0- 0	0- 0	NEUTRAL	0- 0	0- 0	0- 0				

RPI 1-25				RPI 26-50				RPI 51-100				RPI 101+ Team's RPI: 287			
RPI	S	Opponent	Score	RPI	S	Opponent	Score	RPI	S	Opponent	Score	RPI	S	Opponent	Score
17	A	Texas A&M	38 80	39	A	Oklahoma	48 94	87	A	Rice	55 77	109	A	Texas Southern	65 88
21	A	Arizona	48 83									109	H	Texas Southern	50 47
												114	N	A&M-Corpus Christi	52 64
												130	A	Wisconsin	42 68
												133	H	Florida	44 51
												152	A	Jackson St.	49 53
												159	A	Texas Tech	48 82
												165	N	Miami (OH)	52 65
												237	H	Southern U.	48 68
												272	A	Alabama A&M	44 54
												322	A	Alabama St.	62 59
												328	H	Alcorn	63 68
												333	H	Ark.-Pine Bluff	61 51
												346	A	Grambling	67 54
												351	H	Mississippi Val.	81 47
LAST 10 Division I															
109	H	Texas Southern	50 47	152	A	Jackson St.	49 53								
272	A	Alabama A&M	44 54	346	A	Grambling	67 54								
322	A	Alabama St.	62 59	109	A	Texas Southern	65 88								
351	H	Mississippi Val.	81 47	237	H	Southern U.	48 68								
333	H	Ark.-Pine Bluff	61 51	328	H	Alcorn	63 68								

Non-Div I Games: Huston-Tillotson 79 60 Wiley 75 42 Tex. A&M-Kingsville 85 55

Prairie View

Loss, Non-Conf, S Site, H Home A Away N Neutral

Presbyterian

Through Games Of Feb. 10, 2020

Average RPI Win:	294	WON-LOST	WINNING	LAST 10	STRENGTH OF	OPP. STRENGTH	TEAM	ADJ.	CONF.	ADJ CONF.
Average RPI Loss:	206	RECORD	PCT. RANK	GAMES	SCHEDULE	OF SCHEDULE	RPI	RPI	RPI	RPI
DIV. I ONLY	6- 14	283	4-6	307	327	304	304	25	25	
DIV. I NON-CONF.	2- 5	259	0	303	260	303	303	28	28	
TOTALS	RPI 1-25	RPI 26-50	W-L RECORDS	RPI 51-100	RPI 101-150	RPI 150+				
6- 14	0- 0	0- 1	OVERALL	0- 0	0- 2	6- 11				
2- 5	0- 0	0- 0	HOME	0- 0	0- 1	2- 4				
4- 9	0- 0	0- 1	AWAY	0- 0	0- 1	4- 7				
0- 0	0- 0	0- 0	NEUTRAL	0- 0	0- 0	0- 0				
2- 5	0- 0	0- 1	NON-CONFERENCE	0- 0	0- 1	2- 3				
1- 1	0- 0	0- 0	HOME	0- 0	0- 0	1- 1				
1- 4	0- 0	0- 1	AWAY	0- 0	0- 1	1- 2				
0- 0	0- 0	0- 0	NEUTRAL	0- 0	0- 0	0- 0				
4- 9	0- 0	0- 0	CONFERENCE	0- 0	0- 1	4- 8				
1- 4	0- 0	0- 0	HOME	0- 0	0- 1	1- 3				
3- 5	0- 0	0- 0	AWAY	0- 0	0- 0	3- 5				
0- 0	0- 0	0- 0	NEUTRAL	0- 0	0- 0	0- 0				

RPI 1-25	RPI 26-50	RPI 51-100	RPI 101+	Team's RPI: 304
RPI S Opponent Score	RPI S Opponent Score	RPI S Opponent Score	RPI S Opponent Score	
	45 A West Virginia 40 56		118 H Campbell 47 53	
			133 A Florida 46 60	
			170 H Hampton 42 71	
			172 A Illinois 52 71	
			187 A High Point 55 60	
			216 A Radford 42 54	
			216 H Radford 39 65	
			223 A Gardner-Webb 56 53	
			244 A UNC Asheville 39 54	
			255 H Col. of Charleston 58 54	
			257 A Winthrop 54 61	
			261 A Longwood 82 77	
			261 H Longwood 60 71	
			263 H UNCW 60 70	
			266 A Wofford 60 67	
			337 A USC Upstate 60 70	
			337 H USC Upstate 55 42	
			341 A Charleston So. 67 46	
			348 A South Carolina St. 70 49	
LAST 10 Division I				
261 A Longwood 82 77	187 A High Point 55 60			
337 A USC Upstate 60 70	118 H Campbell 47 53			
216 H Radford 39 65	223 A Gardner-Webb 56 53			
341 A Charleston So. 67 46	257 A Winthrop 54 61			
337 H USC Upstate 55 42	170 H Hampton 42 71			

Non-Div I Games: William Peace 72 35 Brevard 74 45

Presbyterian

Loss, Non-Conf, S Site, H Home A Away N Neutral

Average RPI Win:	159	WON-LOST	WINNING	LAST 10	STRENGTH OF	OPP. STRENGTH	TEAM	ADJ.	CONF.	ADJ CONF.
Average RPI Loss:	7	RECORD	PCT. RANK	GAMES	SCHEDULE	OF SCHEDULE	RPI	RPI	RPI	RPI
DIV. I ONLY	17- 1	5	10-0	96	98	20	20	8	8	
DIV. I NON-CONF.	12- 1	10	5-0	149	70	22	22	8	8	
TOTALS	RPI 1-25	RPI 26-50	W-L RECORDS	RPI 51-100	RPI 101-150	RPI 150+				
17- 1	1- 1	0- 0	OVERALL	5- 0	4- 0	7- 0				
9- 0	1- 0	0- 0	HOME	1- 0	1- 0	6- 0				
8- 1	0- 1	0- 0	AWAY	4- 0	3- 0	1- 0				
0- 0	0- 0	0- 0	NEUTRAL	0- 0	0- 0	0- 0				
12- 1	1- 1	0- 0	NON-CONFERENCE	4- 0	2- 0	5- 0				
7- 0	1- 0	0- 0	HOME	1- 0	0- 0	5- 0				
5- 1	0- 1	0- 0	AWAY	3- 0	2- 0	0- 0				
0- 0	0- 0	0- 0	NEUTRAL	0- 0	0- 0	0- 0				
5- 0	0- 0	0- 0	CONFERENCE	1- 0	2- 0	2- 0				
2- 0	0- 0	0- 0	HOME	0- 0	1- 0	1- 0				
3- 0	0- 0	0- 0	AWAY	1- 0	1- 0	1- 0				
0- 0	0- 0	0- 0	NEUTRAL	0- 0	0- 0	0- 0				

RPI	S	Opponent	Score
7	A	Iowa	75 77
25	H	FGCU	67 53

RPI	S	Opponent	Score
-----	---	----------	-------

RPI	S	Opponent	Score
65	A	Seton Hall	78 76
81	A	Marist	62 50
86	A	Penn	75 55
90	A	Saint Louis	66 50
100	H	Rider	80 47

RPI	S	Opponent	Score
101	A	Harvard	60 46
129	A	Missouri	68 33
132	H	Cornell	60 29
135	A	George Washington	75 50
158	H	Columbia	77 55
198	A	Dartmouth	66 34
205	H	Penn St.	72 55
253	H	New Hampshire	77 37
284	H	Monmouth	52 40
313	H	St. Francis Brooklyn	76 44
349	H	Hartford	73 42

LAST 10 Division I

158	H	Columbia	77 55	253	H	New Hampshire	77 37
132	H	Cornell	60 29	90	A	Saint Louis	66 50
101	A	Harvard	60 46	129	A	Missouri	68 33
198	A	Dartmouth	66 34	205	H	Penn St.	72 55
86	A	Penn	75 55	349	H	Hartford	73 42

Non-Div I Games:

Princeton

■ Loss,
 ■ Non-Conf, S Site,
 ■ Home
 ■ Away
 N Neutral

Providence

Through Games Of Feb. 10, 2020

Average RPI Win:	221	WON-LOST	WINNING	LAST 10	STRENGTH OF	OPP. STRENGTH	TEAM	ADJ.	CONF.	ADJ CONF.
Average RPI Loss:	74	RECORD	PCT. RANK	GAMES	SCHEDULE	OF SCHEDULE	RPI	RPI	RPI	RPI
DIV. I ONLY	10- 14	227	1-9	106	84	142	142	6	6	
DIV. I NON-CONF.	9- 3	63	0	233	222	75	75	6	6	
TOTALS	RPI 1-25	RPI 26-50	W-L RECORDS	RPI 51-100	RPI 101-150	RPI 150+				
10- 14	0- 2	0- 5	OVERALL	2- 5	1- 0	7- 2				
3- 4	0- 1	0- 2	HOME	1- 1	0- 0	2- 0				
5- 9	0- 1	0- 3	AWAY	1- 3	1- 0	3- 2				
2- 1	0- 0	0- 0	NEUTRAL	0- 1	0- 0	2- 0				
9- 3	0- 0	0- 1	NON-CONFERENCE	2- 1	1- 0	6- 1				
2- 0	0- 0	0- 0	HOME	1- 0	0- 0	1- 0				
5- 2	0- 0	0- 1	AWAY	1- 0	1- 0	3- 1				
2- 1	0- 0	0- 0	NEUTRAL	0- 1	0- 0	2- 0				
1- 11	0- 2	0- 4	CONFERENCE	0- 4	0- 0	1- 1				
1- 4	0- 1	0- 2	HOME	0- 1	0- 0	1- 0				
0- 7	0- 1	0- 2	AWAY	0- 3	0- 0	0- 1				
0- 0	0- 0	0- 0	NEUTRAL	0- 0	0- 0	0- 0				

RPI 1-25			RPI 26-50			RPI 51-100			RPI 101+			Team's RPI: 142
RPI	S	Opponent	Score	RPI	S	Opponent	Score	RPI	S	Opponent	Score	
19	A	DePaul	71 93	35	A	Creighton	63 72	61	A	St. John's (NY)	58 64	149 A Massachusetts 72 63
19	H	DePaul	67 80	35	H	Creighton	68 77	65	A	Seton Hall	55 97	189 N Rhode Island 58 51
				36	A	Marquette	55 85	70	N	Ball St.	51 52	194 A New Mexico 68 86
				36	H	Marquette	50 60	76	H	Boston College	76 60	217 H UMass Lowell 63 38
				41	A	Yale	79 82	92	A	Utah	67 60	242 A Georgetown 53 62
								93	H	Butler	47 50	264 H Xavier 60 48
								95	A	Villanova	49 51	280 N LMU (CA) 48 45
												284 A Monmouth 68 52
												314 A Bryant 76 32
												349 A Hartford 75 57
LAST 10 Division I												
35	H	Creighton	68 77	65	A	Seton Hall	55 97					
19	A	DePaul	71 93	61	A	St. John's (NY)	58 64					
36	A	Marquette	55 85	35	A	Creighton	63 72					
264	H	Xavier	60 48	36	H	Marquette	50 60					
93	H	Butler	47 50	19	H	DePaul	67 80					

Non-Div I Games:

Providence

Loss, Non-Conf, S Site, H Home A Away N Neutral

Average RPI Win:	134	WON-LOST	WINNING	LAST 10	STRENGTH OF	OPP. STRENGTH	TEAM	ADJ.	CONF.	ADJ CONF.
Average RPI Loss:	24	RECORD	PCT. RANK	GAMES	SCHEDULE	OF SCHEDULE	RPI	RPI	RPI	RPI
DIV. I ONLY	15- 10	110	4-6	14	2	40	40	2	2	
DIV. I NON-CONF.	9- 3	63	0	43	10	19	19	2	2	
TOTALS	RPI 1-25	RPI 26-50	W-L RECORDS	RPI 51-100	RPI 101-150	RPI 150+				
15- 10	0- 6	4- 3	OVERALL	2- 1	2- 0	7- 0				
9- 4	0- 2	1- 1	HOME	0- 1	2- 0	6- 0				
4- 5	0- 3	1- 2	AWAY	2- 0	0- 0	1- 0				
2- 1	0- 1	2- 0	NEUTRAL	0- 0	0- 0	0- 0				
9- 3	0- 2	3- 1	NON-CONFERENCE	0- 0	1- 0	5- 0				
6- 0	0- 0	1- 0	HOME	0- 0	1- 0	4- 0				
1- 2	0- 1	0- 1	AWAY	0- 0	0- 0	1- 0				
2- 1	0- 1	2- 0	NEUTRAL	0- 0	0- 0	0- 0				
6- 7	0- 4	1- 2	CONFERENCE	2- 1	1- 0	2- 0				
3- 4	0- 2	0- 1	HOME	0- 1	1- 0	2- 0				
3- 3	0- 2	1- 1	AWAY	2- 0	0- 0	0- 0				
0- 0	0- 0	0- 0	NEUTRAL	0- 0	0- 0	0- 0				

RPI 1-25				RPI 26-50				RPI 51-100				RPI 101+			
RPI	S	Opponent	Score	RPI	S	Opponent	Score	RPI	S	Opponent	Score	RPI	S	Opponent	Score
1	A	South Carolina	49 85	27	A	Ohio St.	66 50	57	H	Minnesota	59 72	110	H	Kent St.	77 64
7	H	Iowa	71 83	28	N	Arizona St.	59 52	74	A	Nebraska	76 68	130	H	Wisconsin	72 61
11	N	Gonzaga	50 63	29	N	Drake	67 47	96	A	Michigan St.	76 66	172	H	Illinois	81 67
15	A	Indiana	48 66	30	H	Western Ky.	67 50					173	H	Northern Ill.	68 63
15	H	Indiana	54 66	32	A	Michigan	63 66					205	H	Penn St.	81 68
16	A	Northwestern	56 61	34	A	Virginia Tech	54 67					210	H	Western Ill.	66 59
				47	H	Rutgers	53 59					233	A	Chattanooga	66 34
LAST 10 Division I															
				7	H	Iowa	71 83	74	A	Nebraska	76 68				
				32	A	Michigan	63 66	57	H	Minnesota	59 72				
				15	H	Indiana	54 66	172	H	Illinois	81 67				
				96	A	Michigan St.	76 66	16	A	Northwestern	56 61				
				205	H	Penn St.	81 68	15	A	Indiana	48 66				

Non-Div I Games:

Purdue

■ Loss,
■ Non-Conf,
■ S Site,
■ H Home
■ A Away
N Neutral

Average RPI Win:	324	WON-LOST	WINNING	LAST 10	STRENGTH OF	OPP. STRENGTH	TEAM	ADJ.	CONF.	ADJ CONF.
Average RPI Loss:	175	RECORD	PCT. RANK	GAMES	SCHEDULE	OF SCHEDULE	RPI	RPI	RPI	RPI
DIV. I ONLY	3- 19	330	1-9	226	280	331	331	19	19	
DIV. I NON-CONF.	2- 9	304	0	284	300	336	336	18	18	
TOTALS	RPI 1-25	RPI 26-50	W-L RECORDS	RPI 51-100	RPI 101-150	RPI 150+				
3- 19	0- 0	0- 2	OVERALL	0- 3	0- 2	3- 12				
2- 8	0- 0	0- 1	HOME	0- 2	0- 1	2- 4				
1- 8	0- 0	0- 1	AWAY	0- 1	0- 0	1- 6				
0- 3	0- 0	0- 0	NEUTRAL	0- 0	0- 1	0- 2				
2- 9	0- 0	0- 0	NON-CONFERENCE	0- 2	0- 2	2- 5				
2- 2	0- 0	0- 0	HOME	0- 1	0- 1	2- 0				
0- 4	0- 0	0- 0	AWAY	0- 1	0- 0	0- 3				
0- 3	0- 0	0- 0	NEUTRAL	0- 0	0- 1	0- 2				
1- 10	0- 0	0- 2	CONFERENCE	0- 1	0- 0	1- 7				
0- 6	0- 0	0- 1	HOME	0- 1	0- 0	0- 4				
1- 4	0- 0	0- 1	AWAY	0- 0	0- 0	1- 3				
0- 0	0- 0	0- 0	NEUTRAL	0- 0	0- 0	0- 0				

RPI 1-25				RPI 26-50				RPI 51-100				RPI 101+				Team's RPI: 331	
RPI	S	Opponent	Score	RPI	S	Opponent	Score	RPI	S	Opponent	Score	RPI	S	Opponent	Score		
				42	A	South Dakota	25 79	63	H	South Dakota St.	69 100	110	N	Kent St.	67 75		
				42	H	South Dakota	41 62	70	H	Ball St.	52 83	128	H	Southeast Mo. St.	48 58		
								93	A	Butler	58 85	159	N	Texas Tech	48 82		
												163	A	Eastern Mich.	40 64		
												190	A	Akron	53 64		
												209	H	Oral Roberts	73 79		
												210	A	Western Ill.	68 79		
												210	H	Western Ill.	74 83		
												214	A	North Dakota	85 91		
												214	H	North Dakota	49 63		
												284	N	Monmouth	46 60		
												291	H	North Dakota St.	44 58		
												292	A	Denver	57 83		
												303	A	Omaha	58 57		
												327	H	Evansville	67 64		
												338	A	SIUE	53 57		
												342	H	UIC	61 50		
LAST 10 Division I																	
				292	A	Denver	57 83	42	A	South Dakota	25 79						
				210	H	Western Ill.	74 83	209	H	Oral Roberts	73 79						
				214	H	North Dakota	49 63	63	H	South Dakota St.	69 100						
				291	H	North Dakota St.	44 58	210	A	Western Ill.	68 79						
				303	A	Omaha	58 57	214	A	North Dakota	85 91						

Non-Div I Games: Heidelberg 82 55 Purdue Northwest 73 50

Purdue Fort Wayne

Loss, Non-Conf, S Site, H Home A Away N Neutral

Quinnipiac

Through Games Of Feb. 10, 2020

Average RPI Win:	255	WON-LOST	WINNING	LAST 10	STRENGTH OF	OPP. STRENGTH	TEAM	ADJ.	CONF.	ADJ CONF.
Average RPI Loss:	107	RECORD	PCT. RANK	GAMES	SCHEDULE	OF SCHEDULE	RPI	RPI	RPI	RPI
DIV. I ONLY	11- 10	158	7-3	186	194	180	180	24	24	
DIV. I NON-CONF.	3- 6	235	0	53	59	166	166	25	25	
TOTALS	RPI 1-25	RPI 26-50	W-L RECORDS	RPI 51-100	RPI 101-150	RPI 150+				
11- 10	0- 1	0- 1	OVERALL	1- 4	0- 2	10- 2				
6- 5	0- 0	0- 0	HOME	1- 1	0- 2	5- 2				
5- 5	0- 1	0- 1	AWAY	0- 3	0- 0	5- 0				
0- 0	0- 0	0- 0	NEUTRAL	0- 0	0- 0	0- 0				
3- 6	0- 1	0- 1	NON-CONFERENCE	1- 2	0- 2	2- 0				
2- 3	0- 0	0- 0	HOME	1- 1	0- 2	1- 0				
1- 3	0- 1	0- 1	AWAY	0- 1	0- 0	1- 0				
0- 0	0- 0	0- 0	NEUTRAL	0- 0	0- 0	0- 0				
8- 4	0- 0	0- 0	CONFERENCE	0- 2	0- 0	8- 2				
4- 2	0- 0	0- 0	HOME	0- 0	0- 0	4- 2				
4- 2	0- 0	0- 0	AWAY	0- 2	0- 0	4- 0				
0- 0	0- 0	0- 0	NEUTRAL	0- 0	0- 0	0- 0				

RPI 1-25				RPI 26-50				RPI 51-100				RPI 101+ Team's RPI: 180			
RPI	S	Opponent	Score	RPI	S	Opponent	Score	RPI	S	Opponent	Score	RPI	S	Opponent	Score
3	A	Maryland	52 107	41	A	Yale	59 63	53	A	UCF	58 80	101	H	Harvard	68 77
								55	H	Drexel	62 66	135	H	George Washington	67 78
								71	H	Bucknell	76 69	189	H	Rhode Island	75 63
								81	A	Marist	60 73	226	H	Fairfield	76 62
								100	A	Rider	59 75	228	A	Iona	67 63
												228	H	Iona	71 75
												232	H	Manhattan	70 58
												275	A	Siena	66 52
												275	H	Siena	60 68
												284	A	Monmouth	52 45
												284	H	Monmouth	60 53
												326	A	Saint Peter's	91 64
												339	H	Canisius	74 71
												349	A	Hartford	87 50
LAST 10 Division I															
275	H	Siena	60 68	81	A	Marist	60 73								
284	A	Monmouth	52 45	339	H	Canisius	74 71								
228	A	Iona	67 63	284	H	Monmouth	60 53								
326	A	Saint Peter's	91 64	232	H	Manhattan	70 58								
226	H	Fairfield	76 62	100	A	Rider	59 75								

Non-Div I Games:

Quinnipiac

Loss, Non-Conf, S Site, H Home A Away N Neutral

Radford

Through Games Of Feb. 10, 2020

Average RPI Win: 292	WON-LOST	WINNING	LAST 10	STRENGTH OF	OPP. STRENGTH	TEAM	ADJ.	CONF.	ADJ CONF.
Average RPI Loss: 144	RECORD	PCT. RANK	GAMES	SCHEDULE	OF SCHEDULE	RPI	RPI	RPI	RPI
DIV. I ONLY	11- 11	173	7-3	289	257	216	216	25	25
DIV. I NON-CONF.	2- 7	288	0	255	73	265	265	28	28
TOTALS	RPI 1-25	RPI 26-50	W-L RECORDS	RPI 51-100	RPI 101-150	RPI 150+			
11- 11	0- 0	0- 2	OVERALL	0- 1	0- 2	11- 6			
4- 4	0- 0	0- 0	HOME	0- 0	0- 1	4- 3			
7- 7	0- 0	0- 2	AWAY	0- 1	0- 1	7- 3			
0- 0	0- 0	0- 0	NEUTRAL	0- 0	0- 0	0- 0			
2- 7	0- 0	0- 2	NON-CONFERENCE	0- 1	0- 1	2- 3			
0- 2	0- 0	0- 0	HOME	0- 0	0- 0	0- 2			
2- 5	0- 0	0- 2	AWAY	0- 1	0- 1	2- 1			
0- 0	0- 0	0- 0	NEUTRAL	0- 0	0- 0	0- 0			
9- 4	0- 0	0- 0	CONFERENCE	0- 0	0- 1	9- 3			
4- 2	0- 0	0- 0	HOME	0- 0	0- 1	4- 1			
5- 2	0- 0	0- 0	AWAY	0- 0	0- 0	5- 2			
0- 0	0- 0	0- 0	NEUTRAL	0- 0	0- 0	0- 0			

RPI 1-25			RPI 26-50			RPI 51-100			RPI 101+ Team's RPI: 216		
RPI	S	Opponent	Score	RPI	S	Opponent	Score	RPI	S	Opponent	Score
				27	A	Ohio St.	57 70	64	A	Alabama	51 85
				45	A	West Virginia	37 74				
								106	A	Vanderbilt	46 80
								118	H	Campbell	32 43
								170	A	Hampton	48 51
								179	H	American	55 59
								187	A	High Point	58 68
								201	H	Mt. St. Mary's	58 75
								223	A	Gardner-Webb	84 73
								223	H	Gardner-Webb	65 51
								244	H	UNC Asheville	50 63
								248	A	Morehead St.	62 73
								257	H	Winthrop	54 53
								261	A	Longwood	62 61
								270	A	ETSU	67 43
								304	A	Presbyterian	65 39
								304	H	Presbyterian	54 42
								337	A	USC Upstate	57 41
								341	A	Charleston So.	64 40
								341	H	Charleston So.	72 35
								348	A	South Carolina St.	60 45
LAST 10 Division I											
				341	A	Charleston So.	64 40				
				223	H	Gardner-Webb	65 51				
				304	A	Presbyterian	65 39				
				118	H	Campbell	32 43				
				223	A	Gardner-Webb	84 73				
				337	A	USC Upstate	57 41				
				257	H	Winthrop	54 53				
				261	A	Longwood	62 61				
				244	H	UNC Asheville	50 63				
				170	A	Hampton	48 51				

Non-Div I Games:

Radford

■ Loss,
 ■ Non-Conf,
 ■ S Site,
 ■ Home
 ■ A Away
 N Neutral

Rhode Island

Through Games Of Feb. 10, 2020

Average RPI Win:	221	WON-LOST	WINNING	LAST 10	STRENGTH OF	OPP. STRENGTH	TEAM	ADJ.	CONF.	ADJ CONF.
Average RPI Loss:	137	RECORD	PCT. RANK	GAMES	SCHEDULE	OF SCHEDULE	RPI	RPI	RPI	RPI
DIV. I ONLY	11- 11	173	4-6	193	210	189	189	12	12	
DIV. I NON-CONF.	7- 5	131	0	227	327	162	162	12	12	
TOTALS	RPI 1-25	RPI 26-50	W-L RECORDS	RPI 51-100	RPI 101-150	RPI 150+				
11- 11	0- 0	0- 0	OVERALL	0- 3	4- 5	7- 3				
8- 2	0- 0	0- 0	HOME	0- 0	4- 2	4- 0				
2- 8	0- 0	0- 0	AWAY	0- 3	0- 2	2- 3				
1- 1	0- 0	0- 0	NEUTRAL	0- 0	0- 1	1- 0				
7- 5	0- 0	0- 0	NON-CONFERENCE	0- 1	2- 2	5- 2				
5- 0	0- 0	0- 0	HOME	0- 0	2- 0	3- 0				
1- 4	0- 0	0- 0	AWAY	0- 1	0- 1	1- 2				
1- 1	0- 0	0- 0	NEUTRAL	0- 0	0- 1	1- 0				
4- 6	0- 0	0- 0	CONFERENCE	0- 2	2- 3	2- 1				
3- 2	0- 0	0- 0	HOME	0- 0	2- 2	1- 0				
1- 4	0- 0	0- 0	AWAY	0- 2	0- 1	1- 1				
0- 0	0- 0	0- 0	NEUTRAL	0- 0	0- 0	0- 0				

RPI 1-25				RPI 26-50				RPI 51-100				RPI 101+ Team's RPI: 189					
RPI	S	Opponent	Score	RPI	S	Opponent	Score	RPI	S	Opponent	Score	RPI	S	Opponent	Score		
								62	A	Dayton	60	71	101	A	Harvard	58	61
								76	A	Boston College	55	66	115	H	VCU	54	75
								97	A	Fordham	50	60	120	A	Davidson	67	79
													120	H	Davidson	70	77
													131	H	Richmond	76	70
													141	H	Robert Morris	71	59
													142	N	Providence	51	58
													143	H	Holy Cross	73	58
													149	H	Massachusetts	69	66
													180	A	Quinnipiac	63	75
													211	N	Brown	89	44
													212	A	Saint Joseph's	49	47
													214	A	North Dakota	61	67
													226	H	Fairfield	74	41
													227	H	George Mason	47	42
													282	A	St. Bonaventure	59	64
													305	H	Vermont	77	74
													335	H	LIU Brooklyn	79	56
													349	A	Hartford	68	56
LAST 10 Division I																	
				62	A	Dayton	60	71	149	H	Massachusetts	69	66				
				97	A	Fordham	50	60	212	A	Saint Joseph's	49	47				
				227	H	George Mason	47	42	120	A	Davidson	67	79				
				120	H	Davidson	70	77	131	H	Richmond	76	70				
				282	A	St. Bonaventure	59	64	115	H	VCU	54	75				

Non-Div I Games:

Rhode Island

■ Loss,
 ■ Non-Conf,
 ■ S Site,
 ■ H Home
 ■ A Away
 N Neutral

Average RPI Win:	215	WON-LOST	WINNING	LAST 10	STRENGTH OF	OPP. STRENGTH	TEAM	ADJ.	CONF.	ADJ CONF.
Average RPI Loss:	88	RECORD	PCT. RANK	GAMES	SCHEDULE	OF SCHEDULE	RPI	RPI	RPI	RPI
DIV. I ONLY	16- 6	51	10-0	192	114	87	87	13	13	
DIV. I NON-CONF.	5- 6	187	0	195	80	207	207	14	14	
TOTALS	RPI 1-25	RPI 26-50	W-L RECORDS	RPI 51-100	RPI 101-150	RPI 150+				
16- 6	0- 1	1- 2	OVERALL	1- 1	1- 1	13- 1				
10- 1	0- 1	1- 0	HOME	1- 0	1- 0	7- 0				
6- 3	0- 0	0- 1	AWAY	0- 0	0- 1	6- 1				
0- 2	0- 0	0- 1	NEUTRAL	0- 1	0- 0	0- 0				
5- 6	0- 1	0- 2	NON-CONFERENCE	0- 1	0- 1	5- 1				
4- 1	0- 1	0- 0	HOME	0- 0	0- 0	4- 0				
1- 3	0- 0	0- 1	AWAY	0- 0	0- 1	1- 1				
0- 2	0- 0	0- 1	NEUTRAL	0- 1	0- 0	0- 0				
11- 0	0- 0	1- 0	CONFERENCE	1- 0	1- 0	8- 0				
6- 0	0- 0	1- 0	HOME	1- 0	1- 0	3- 0				
5- 0	0- 0	0- 0	AWAY	0- 0	0- 0	5- 0				
0- 0	0- 0	0- 0	NEUTRAL	0- 0	0- 0	0- 0				

RPI 1-25			RPI 26-50			RPI 51-100			Team's RPI: 87	RPI 101+		
RPI	S	Opponent	Score	RPI	S	Opponent	Score	RPI	S	Opponent	Score	
17	H	Texas A&M	61 62	30	H	Western Ky.	73 65	60	H	Middle Tenn.	77 60	109 A Texas Southern 56 63
				34	N	Virginia Tech	45 54	88	N	Georgia Tech	52 54	112 H UAB 64 53
				50	A	Oklahoma St.	38 69					181 A Fla. Atlantic 78 69
												183 H Little Rock 66 40
												185 H Northern Ariz. 71 57
												218 A UTEP 69 61
												220 H Southern Miss. 75 64
												231 A SMU 43 55
												241 H Louisiana Tech 60 47
												245 H Marshall 81 43
												262 A North Texas 67 52
												286 A FIU 68 47
												287 H Prairie View 77 55
												294 H Nicholls St. 71 47
												299 A UTSA 74 62
												334 A McNeese 81 50
LAST 10 Division I												
				60	H	Middle Tenn.	77 60	220	H	Southern Miss.	75 64	
				112	H	UAB	64 53	241	H	Louisiana Tech	60 47	
				262	A	North Texas	67 52	286	A	FIU	68 47	
				299	A	UTSA	74 62	181	A	Fla. Atlantic	78 69	
				218	A	UTEP	69 61	30	H	Western Ky.	73 65	

Non-Div I Games:

Rice

Average RPI Win:	191	WON-LOST	WINNING	LAST 10	STRENGTH OF	OPP. STRENGTH	TEAM	ADJ.	CONF.	ADJ CONF.
Average RPI Loss:	124	RECORD	PCT. RANK	GAMES	SCHEDULE	OF SCHEDULE	RPI	RPI	RPI	RPI
DIV. I ONLY	11- 13	205	4-6	62	199	131	131	12	12	
DIV. I NON-CONF.	7- 7	164	0	26	306	84	84	12	12	
TOTALS	RPI 1-25	RPI 26-50	W-L RECORDS	RPI 51-100	RPI 101-150	RPI 150+				
11- 13	0- 0	0- 2	OVERALL	1- 3	2- 3	8- 5				
6- 3	0- 0	0- 0	HOME	0- 1	2- 1	4- 1				
5- 7	0- 0	0- 1	AWAY	1- 2	0- 2	4- 2				
0- 3	0- 0	0- 1	NEUTRAL	0- 0	0- 0	0- 2				
7- 7	0- 0	0- 2	NON-CONFERENCE	1- 2	1- 0	5- 3				
3- 1	0- 0	0- 0	HOME	0- 0	1- 0	2- 1				
4- 3	0- 0	0- 1	AWAY	1- 2	0- 0	3- 0				
0- 3	0- 0	0- 1	NEUTRAL	0- 0	0- 0	0- 2				
4- 6	0- 0	0- 0	CONFERENCE	0- 1	1- 3	3- 2				
3- 2	0- 0	0- 0	HOME	0- 1	1- 1	2- 0				
1- 4	0- 0	0- 0	AWAY	0- 0	0- 2	1- 2				
0- 0	0- 0	0- 0	NEUTRAL	0- 0	0- 0	0- 0				

RPI S	Opponent	Score	RPI S	Opponent	Score	RPI S	Opponent	Score	RPI S	Opponent	Score	Team's RPI: 131
33	A Old Dominion	51 73	43	N Bradley	57 61	55	A Drexel	52 58	115	A VCU	50 53	
						62	H Dayton	51 65	115	H VCU	42 57	
						77	A Charlotte	59 78	120	H Davidson	69 57	
						99	A Coastal Caro.	79 67	125	H William & Mary	76 73	
									149	A Massachusetts	50 64	
									151	A UNC Greensboro	70 62	
									170	N Hampton	65 69	
									171	H Norfolk St.	77 69	
									181	H Fla. Atlantic	57 55	
									189	A Rhode Island	70 76	
									195	H Furman	69 70	
									201	N Mt. St. Mary's	67 75	
									206	A La Salle	67 61	
									206	H La Salle	63 61	
									212	A Saint Joseph's	56 67	
									242	A Georgetown	51 49	
									282	H St. Bonaventure	63 59	
									318	A UMES	64 52	
LAST 10 Division I												
206	A La Salle	67 61	206	H La Salle	63 61							
115	H VCU	42 57	115	A VCU	50 53							
282	H St. Bonaventure	63 59	62	H Dayton	51 65							
149	A Massachusetts	50 64	189	A Rhode Island	70 76							
120	H Davidson	69 57	212	A Saint Joseph's	56 67							

Non-Div I Games:

Richmond

■ Loss,
 ■ Non-Conf,
 ■ S Site,
 ■ H Home
 ■ A Away
 N Neutral

Average RPI Win:	242	WON-LOST	WINNING	LAST 10	STRENGTH OF	OPP. STRENGTH	TEAM	ADJ.	CONF.	ADJ CONF.
Average RPI Loss:	152	RECORD	PCT. RANK	GAMES	SCHEDULE	OF SCHEDULE	RPI	RPI	RPI	RPI
DIV. I ONLY	17- 3	19	9-1	339	164	100	100	24	24	
DIV. I NON-CONF.	7- 2	53	0	334	40	125	125	25	25	
TOTALS	RPI 1-25	RPI 26-50	W-L RECORDS	RPI 51-100	RPI 101-150	RPI 150+				
17- 3	0- 1	0- 0	OVERALL	1- 0	0- 1	16- 1				
9- 0	0- 0	0- 0	HOME	0- 0	0- 0	9- 0				
7- 2	0- 1	0- 0	AWAY	1- 0	0- 0	6- 1				
1- 1	0- 0	0- 0	NEUTRAL	0- 0	0- 1	1- 0				
7- 2	0- 1	0- 0	NON-CONFERENCE	0- 0	0- 1	7- 0				
3- 0	0- 0	0- 0	HOME	0- 0	0- 0	3- 0				
3- 1	0- 1	0- 0	AWAY	0- 0	0- 0	3- 0				
1- 1	0- 0	0- 0	NEUTRAL	0- 0	0- 1	1- 0				
10- 1	0- 0	0- 0	CONFERENCE	1- 0	0- 0	9- 1				
6- 0	0- 0	0- 0	HOME	0- 0	0- 0	6- 0				
4- 1	0- 0	0- 0	AWAY	1- 0	0- 0	3- 1				
0- 0	0- 0	0- 0	NEUTRAL	0- 0	0- 0	0- 0				

RPI	S	Opponent	Score	RPI	S	Opponent	Score	RPI	S	Opponent	Score	RPI	S	Opponent	Score
20	A	Princeton	47 80					81	A	Marist	76 72	111	N	North Florida	70 80
												180	H	Quinnipiac	75 59
												205	A	Penn St.	78 70
												206	H	La Salle	70 43
												226	H	Fairfield	60 52
												228	A	Iona	81 37
												232	H	Manhattan	76 53
												242	A	Georgetown	65 64
												258	A	Delaware St.	71 69
												264	H	Xavier	64 57
												269	A	Niagara	71 55
												269	H	Niagara	79 75
												274	N	Lipscomb	81 76
												275	H	Siena	70 66
												276	H	Wagner	77 63
												284	H	Monmouth	48 25
												326	A	Saint Peter's	56 67
												339	A	Canisius	70 57
LAST 10 Division I															
326	A	Saint Peter's	56 67	339	A	Canisius	70 57								
284	H	Monmouth	48 25	275	H	Siena	70 66								
232	H	Manhattan	76 53	81	A	Marist	76 72								
226	H	Fairfield	60 52	180	H	Quinnipiac	75 59								
269	A	Niagara	71 55	228	A	Iona	81 37								

Non-Div I Games:

Rider

■ Loss,
 ■ Non-Conf,
 S Site,
 ■ Home
 ■ Away
 N Neutral

Average RPI Win:	275	WON-LOST	WINNING	LAST 10	STRENGTH OF	OPP. STRENGTH	TEAM	ADJ.	CONF.	ADJ CONF.
Average RPI Loss:	119	RECORD	PCT. RANK	GAMES	SCHEDULE	OF SCHEDULE	RPI	RPI	RPI	RPI
DIV. I ONLY	16- 6	51	10-0	314	242	141	141	30	30	
DIV. I NON-CONF.	4- 6	212	0	150	135	181	181	30	30	
TOTALS	RPI 1-25	RPI 26-50	W-L RECORDS	RPI 51-100	RPI 101-150	RPI 150+				
16- 6	0- 1	0- 1	OVERALL	0- 0	0- 1	16- 3				
8- 2	0- 0	0- 0	HOME	0- 0	0- 0	8- 2				
8- 4	0- 1	0- 1	AWAY	0- 0	0- 1	8- 1				
0- 0	0- 0	0- 0	NEUTRAL	0- 0	0- 0	0- 0				
4- 6	0- 1	0- 1	NON-CONFERENCE	0- 0	0- 1	4- 3				
2- 2	0- 0	0- 0	HOME	0- 0	0- 0	2- 2				
2- 4	0- 1	0- 1	AWAY	0- 0	0- 1	2- 1				
0- 0	0- 0	0- 0	NEUTRAL	0- 0	0- 0	0- 0				
12- 0	0- 0	0- 0	CONFERENCE	0- 0	0- 0	12- 0				
6- 0	0- 0	0- 0	HOME	0- 0	0- 0	6- 0				
6- 0	0- 0	0- 0	AWAY	0- 0	0- 0	6- 0				
0- 0	0- 0	0- 0	NEUTRAL	0- 0	0- 0	0- 0				

RPI 1-25				RPI 26-50				RPI 51-100				RPI 101+ Team's RPI: 141			
RPI	S	Opponent	Score	RPI	S	Opponent	Score	RPI	S	Opponent	Score	RPI	S	Opponent	Score
22	A	TCU	61 66	44	A	James Madison	32 59					110	A	Kent St.	81 82
												158	H	Columbia	59 61
												171	A	Norfolk St.	69 62
												188	H	Delaware	62 73
												189	A	Rhode Island	59 71
												200	A	Merrimack	68 62
												200	H	Merrimack	72 50
												206	A	La Salle	71 68
												247	H	Youngstown St.	58 43
												264	H	Xavier	71 57
												276	A	Wagner	77 35
												276	H	Wagner	51 47
												301	A	Sacred Heart	67 38
												301	H	Sacred Heart	73 43
												313	A	St. Francis Brooklyn	70 59
												313	H	St. Francis Brooklyn	69 44
												314	H	Bryant	69 39
												335	A	LIU Brooklyn	70 59
												344	A	Central Conn. St.	86 56
												344	H	Central Conn. St.	80 42
LAST 10 Division I															
276	A	Wagner	77 35	335	A	LIU Brooklyn	70 59								
301	A	Sacred Heart	67 38	301	H	Sacred Heart	73 43								
314	H	Bryant	69 39	200	H	Merrimack	72 50								
344	H	Central Conn. St.	80 42	313	H	St. Francis Brooklyn	69 44								
313	A	St. Francis Brooklyn	70 59	276	H	Wagner	51 47								

Non-Div I Games: Pitt.-Johnstown 63 30

Robert Morris

■ Loss,
 ■ Non-Conf,
 ■ S Site,
 ■ Home
 ■ A Away
 N Neutral

Average RPI Win:	168	WON-LOST	WINNING	LAST 10	STRENGTH OF	OPP. STRENGTH	TEAM	ADJ.	CONF.	ADJ CONF.
Average RPI Loss:	38	RECORD	PCT. RANK	GAMES	SCHEDULE	OF SCHEDULE	RPI	RPI	RPI	RPI
DIV. I ONLY	17- 6	44	6-4	111	40	47	47	2	2	
DIV. I NON-CONF.	10- 1	20	0	203	117	41	41	2	2	
TOTALS	RPI 1-25	RPI 26-50	W-L RECORDS	RPI 51-100	RPI 101-150	RPI 150+				
17- 6	0- 3	1- 1	OVERALL	3- 2	3- 0	10- 0				
10- 2	0- 1	0- 0	HOME	2- 1	1- 0	7- 0				
5- 4	0- 2	1- 1	AWAY	0- 1	1- 0	3- 0				
2- 0	0- 0	0- 0	NEUTRAL	1- 0	1- 0	0- 0				
10- 1	0- 1	0- 0	NON-CONFERENCE	2- 0	2- 0	6- 0				
7- 0	0- 0	0- 0	HOME	1- 0	1- 0	5- 0				
1- 1	0- 1	0- 0	AWAY	0- 0	0- 0	1- 0				
2- 0	0- 0	0- 0	NEUTRAL	1- 0	1- 0	0- 0				
7- 5	0- 2	1- 1	CONFERENCE	1- 2	1- 0	4- 0				
3- 2	0- 1	0- 0	HOME	1- 1	0- 0	2- 0				
4- 3	0- 1	1- 1	AWAY	0- 1	1- 0	2- 0				
0- 0	0- 0	0- 0	NEUTRAL	0- 0	0- 0	0- 0				

RPI 1-25				RPI 26-50				Team's RPI: 47	RPI 51-100				RPI 101+			
RPI	S	Opponent	Score	RPI	S	Opponent	Score		RPI	S	Opponent	Score	RPI	S	Opponent	Score
3	A	Maryland	50 79	32	A	Michigan	57 71		51	H	Virginia	73 63	101	H	Harvard	74 46
15	H	Indiana	56 66	40	A	Purdue	59 53		57	A	Minnesota	71 73	106	N	Vanderbilt	62 56
24	A	LSU	58 64						74	H	Nebraska	69 65	130	A	Wisconsin	64 61
									88	N	Georgia Tech	46 43	172	A	Illinois	75 51
									96	H	Michigan St.	55 66	172	H	Illinois	72 41
													182	H	Towson	67 53
													205	A	Penn St.	62 57
													205	H	Penn St.	72 39
													235	A	South Alabama	77 56
													237	H	Southern U.	78 58
													245	H	Marshall	66 41
													269	H	Niagara	87 37
													343	H	Coppin St.	107 33
LAST 10 Division I																
3	A	Maryland	50 79	96	H	Michigan St.	55 66		205	A	Penn St.	62 57				
205	H	Penn St.	72 39	57	A	Minnesota	71 73		74	H	Nebraska	69 65				
57	A	Minnesota	71 73	172	H	Illinois	72 41		172	A	Illinois	75 51				
172	H	Illinois	72 41	32	A	Michigan	57 71		40	A	Purdue	59 53				

Non-Div I Games:

Rutgers

■ Loss,
 ■ Non-Conf,
 ■ S Site,
 ■ H Home
 ■ A Away
 N Neutral

SFA										
Average RPI Win:	249	WON-LOST	WINNING	LAST 10	STRENGTH OF	OPP. STRENGTH	TEAM	ADJ.	CONF.	ADJ CONF.
Average RPI Loss:	107	RECORD	PCT. RANK	GAMES	SCHEDULE	OF SCHEDULE	RPI	RPI	RPI	RPI
DIV. I ONLY	15- 4	34	8-2	292	249	103	103	23	23	
DIV. I NON-CONF.	4- 2	90	0	279	161	139	139	21	21	
TOTALS	RPI 1-25	RPI 26-50	W-L RECORDS	RPI 51-100	RPI 101-150	RPI 150+				
15- 4	0- 0	0- 1	OVERALL	0- 1	2- 0	13- 2				
8- 1	0- 0	0- 0	HOME	0- 1	1- 0	7- 0				
6- 3	0- 0	0- 1	AWAY	0- 0	1- 0	5- 2				
1- 0	0- 0	0- 0	NEUTRAL	0- 0	0- 0	1- 0				
4- 2	0- 0	0- 1	NON-CONFERENCE	0- 1	0- 0	4- 0				
1- 1	0- 0	0- 0	HOME	0- 1	0- 0	1- 0				
2- 1	0- 0	0- 1	AWAY	0- 0	0- 0	2- 0				
1- 0	0- 0	0- 0	NEUTRAL	0- 0	0- 0	1- 0				
11- 2	0- 0	0- 0	CONFERENCE	0- 0	2- 0	9- 2				
7- 0	0- 0	0- 0	HOME	0- 0	1- 0	6- 0				
4- 2	0- 0	0- 0	AWAY	0- 0	1- 0	3- 2				
0- 0	0- 0	0- 0	NEUTRAL	0- 0	0- 0	0- 0				

RPI 1-25			RPI 26-50			RPI 51-100			RPI 101+ Team's RPI: 103		
RPI	S	Opponent	Score	RPI	S	Opponent	Score	RPI	S	Opponent	Score
				39	A	Oklahoma	62 75	53	H	UCF	57 63
								108	H	Abilene Christian	69 59
								114	A	A&M-Corpus Christi	66 44
								166	A	New Orleans	50 53
								166	H	New Orleans	59 47
								169	A	Sam Houston St.	55 63
								215	H	Central Ark.	102 41
								221	H	Southeastern La.	77 51
								230	A	Lamar University	54 53
								246	A	Tulsa	67 63
								259	A	Nevada	80 65
								273	N	UC Santa Barbara	67 56
								285	H	Incarinate Word	67 45
								294	A	Nicholls St.	78 61
								323	A	Houston Baptist	59 42
								328	H	Alcorn	67 62
								332	H	Northwestern St.	89 40
								334	H	McNeese	82 51
LAST 10 Division I											
				166	H	New Orleans	59 47	332	H	Northwestern St.	89 40
				294	A	Nicholls St.	78 61	285	H	Incarinate Word	67 45
				169	A	Sam Houston St.	55 63	215	H	Central Ark.	102 41
				108	H	Abilene Christian	69 59	114	A	A&M-Corpus Christi	66 44
				230	A	Lamar University	54 53	166	A	New Orleans	50 53

Non-Div I Games: LSU-Shreveport 75 32 Our Lady of the Lake 75 Cent. Christian (KS) 46

SFA

Loss, Non-Conf, S Site, H Home A Away N Neutral

RPI 1-25				RPI 26-50				RPI 51-100				RPI 101+ Team's RPI: 338			
RPI	S	Opponent	Score	RPI	S	Opponent	Score	RPI	S	Opponent	Score	RPI	S	Opponent	Score
								56	A	Belmont	48 69	128	H	Southeast Mo. St.	56 66
								68	H	UT Martin	39 79	129	A	Missouri	51 68
								74	A	Nebraska	49 63	136	H	Loyola Chicago	50 63
								78	A	Illinois St.	53 74	154	N	North Ala.	67 85
								85	H	Southern Ill.	67 103	162	H	Tennessee Tech	50 65
								90	H	Saint Louis	35 68	192	A	Austin Peay	61 74
												240	A	Murray St.	60 74
												248	A	Morehead St.	69 75
												248	H	Morehead St.	55 63
												271	A	Eastern Ky.	46 49
												271	H	Eastern Ky.	38 68
												298	H	Jacksonville St.	44 53
												315	A	Georgia St.	73 74
												327	H	Evansville	85 74
												331	H	Purdue Fort Wayne	57 53
												340	A	Tennessee St.	76 63
LAST 10 Division I															
				271	H	Eastern Ky.	38 68	128	H	Southeast Mo. St.	56 66				
				248	H	Morehead St.	55 63	298	H	Jacksonville St.	44 53				
				240	A	Murray St.	60 74	162	H	Tennessee Tech	50 65				
				192	A	Austin Peay	61 74	271	A	Eastern Ky.	46 49				
				68	H	UT Martin	39 79	248	A	Morehead St.	69 75				

SIUE

Page 244

SMU				STRENGTH OF SCHEDULE	OPP. STRENGTH OF SCHEDULE	TEAM RPI	ADJ. RPI	CONF. RPI	ADJ CONF. RPI
Average RPI Win:	234	WON-LOST RECORD	WINNING PCT. RANK						
Average RPI Loss:	117		LAST 10 GAMES						
DIV. I ONLY	9- 13	232	3-7	136	130	231	231	9	9
DIV. I NON-CONF.	6- 6	164	0	175	286	232	232	9	9

TOTALS	RPI 1-25	RPI 26-50	W-L RECORDS	RPI 51-100	RPI 101-150	RPI 150+			
9- 13	0- 2	0- 0	OVERALL	1- 3	1- 3	7- 5			
7- 7	0- 2	0- 0	HOME	1- 1	1- 1	5- 3			
1- 6	0- 0	0- 0	AWAY	0- 2	0- 2	1- 2			
1- 0	0- 0	0- 0	NEUTRAL	0- 0	0- 0	1- 0			
6- 6	0- 1	0- 0	NON-CONFERENCE	1- 0	0- 2	5- 3			
5- 4	0- 1	0- 0	HOME	1- 0	0- 0	4- 3			
0- 2	0- 0	0- 0	AWAY	0- 0	0- 2	0- 0			
1- 0	0- 0	0- 0	NEUTRAL	0- 0	0- 0	1- 0			
3- 7	0- 1	0- 0	CONFERENCE	0- 3	1- 1	2- 2			
2- 3	0- 1	0- 0	HOME	0- 1	1- 1	1- 0			
1- 4	0- 0	0- 0	AWAY	0- 2	0- 0	1- 2			
0- 0	0- 0	0- 0	NEUTRAL	0- 0	0- 0	0- 0			

RPI 1-25				RPI 26-50				RPI 51-100				RPI 101+ Team's RPI: 231			
RPI	S	Opponent	Score	RPI	S	Opponent	Score	RPI	S	Opponent	Score	RPI	S	Opponent	Score
6	H	UConn	42 80					53	A	UCF	57 67	105	A	Pacific	49 77
22	H	TCU	56 57					72	A	Temple	62 85	124	A	UT Arlington	46 51
								80	H	Cincinnati	58 73	144	H	Tulane	66 67
								87	H	Rice	55 43	148	H	Wichita St.	64 44
												156	A	Houston	53 55
												157	H	Wright St.	61 69
												168	A	Memphis	52 57
												213	H	Northern Colo.	52 61
												214	H	North Dakota	66 51
												218	H	UTEP	60 56
												227	H	George Mason	58 59
												246	H	Tulsa	57 38
												265	A	East Carolina	55 47
												289	N	CSUN	68 58
												302	H	UC Irvine	59 56
												334	H	McNeese	81 60

LAST 10 Division I															
80	H	Cincinnati	58 73	168	A	Memphis	52 57								
156	A	Houston	53 55	144	H	Tulane	66 67								
53	A	UCF	57 67	72	A	Temple	62 85								
148	H	Wichita St.	64 44	265	A	East Carolina	55 47								
246	H	Tulsa	57 38	6	H	UConn	42 80								

Non-Div I Games:

SMU

■ Loss,
 ■ Non-Conf,
 ■ S Site,
 ■ H Home
 ■ A Away
 N Neutral

Sacramento St.

Through Games Of Feb. 10, 2020

Average RPI Win:	264	WON-LOST	WINNING	LAST 10	STRENGTH OF	OPP. STRENGTH	TEAM	ADJ.	CONF.	ADJ CONF.
Average RPI Loss:	189	RECORD	PCT. RANK	GAMES	SCHEDULE	OF SCHEDULE	RPI	RPI	RPI	RPI
DIV. I ONLY	5- 15	303	5-5	287	246	308	308	18	18	
DIV. I NON-CONF.	0- 7	338	0	278	275	345	345	17	17	
TOTALS	RPI 1-25	RPI 26-50	W-L RECORDS	RPI 51-100	RPI 101-150	RPI 150+				
5- 15	0- 0	0- 1	OVERALL	0- 1	0- 1	5- 12				
2- 6	0- 0	0- 1	HOME	0- 1	0- 0	2- 4				
3- 9	0- 0	0- 0	AWAY	0- 0	0- 1	3- 8				
0- 0	0- 0	0- 0	NEUTRAL	0- 0	0- 0	0- 0				
0- 7	0- 0	0- 1	NON-CONFERENCE	0- 0	0- 0	0- 6				
0- 1	0- 0	0- 1	HOME	0- 0	0- 0	0- 0				
0- 6	0- 0	0- 0	AWAY	0- 0	0- 0	0- 6				
0- 0	0- 0	0- 0	NEUTRAL	0- 0	0- 0	0- 0				
5- 8	0- 0	0- 0	CONFERENCE	0- 1	0- 1	5- 6				
2- 5	0- 0	0- 0	HOME	0- 1	0- 0	2- 4				
3- 3	0- 0	0- 0	AWAY	0- 0	0- 1	3- 2				
0- 0	0- 0	0- 0	NEUTRAL	0- 0	0- 0	0- 0				

RPI 1-25			RPI 26-50			RPI 51-100			RPI 101+			Team's RPI: 308
RPI	S	Opponent	Score	RPI	S	Opponent	Score	RPI	S	Opponent	Score	
				27	H	Ohio St.	74 104	91	H	Montana St.	48 85	
								122	A	Idaho	44 70	
								153	A	San Jose St.	67 73	
								161	A	UC Davis	75 77	
								167	H	Southern Utah	87 82	
								175	H	Montana	60 64	
								185	A	Northern Ariz.	107 114	
								185	H	Northern Ariz.	65 85	
								199	A	Idaho St.	62 80	
								199	H	Idaho St.	51 75	
								207	A	Portland St.	73 70	
								213	H	Northern Colo.	63 73	
								243	A	San Francisco	82 87	
								259	A	Nevada	72 83	
								306	A	Eastern Wash.	74 67	
								310	A	Seattle U	84 88	
								312	A	Cal Poly	43 62	
								319	A	Weber St.	91 67	
								319	H	Weber St.	58 52	
LAST 10 Division I												
				199	H	Idaho St.	51 75	207	A	Portland St.	73 70	
				319	H	Weber St.	58 52	167	H	Southern Utah	87 82	
				122	A	Idaho	44 70	213	H	Northern Colo.	63 73	
				306	A	Eastern Wash.	74 67	319	A	Weber St.	91 67	
				185	H	Northern Ariz.	65 85	185	A	Northern Ariz.	107 114	

Non-Div I Games: Cal Maritime 86 55 Pacific Union 94 35

Sacramento St.

Loss, Non-Conf, S Site, H Home A Away N Neutral

Sacred Heart

Through Games Of Feb. 10, 2020

Average RPI Win:	305	WON-LOST	WINNING	LAST 10	STRENGTH OF	OPP. STRENGTH	TEAM	ADJ.	CONF.	ADJ CONF.
Average RPI Loss:	181	RECORD	PCT. RANK	GAMES	SCHEDULE	OF SCHEDULE	RPI	RPI	RPI	RPI
DIV. I ONLY	7- 15	270	3-7	282	315	301	301	30	30	
DIV. I NON-CONF.	2- 8	295	0	226	162	300	300	30	30	
TOTALS	RPI 1-25	RPI 26-50	W-L RECORDS	RPI 51-100	RPI 101-150	RPI 150+				
7- 15	0- 0	0- 1	OVERALL	0- 3	0- 3	7- 8				
4- 4	0- 0	0- 0	HOME	0- 0	0- 2	4- 2				
2- 10	0- 0	0- 1	AWAY	0- 2	0- 1	2- 6				
1- 1	0- 0	0- 0	NEUTRAL	0- 1	0- 0	1- 0				
2- 8	0- 0	0- 1	NON-CONFERENCE	0- 3	0- 1	2- 3				
1- 1	0- 0	0- 0	HOME	0- 0	0- 1	1- 0				
0- 6	0- 0	0- 1	AWAY	0- 2	0- 0	0- 3				
1- 1	0- 0	0- 0	NEUTRAL	0- 1	0- 0	1- 0				
5- 7	0- 0	0- 0	CONFERENCE	0- 0	0- 2	5- 5				
3- 3	0- 0	0- 0	HOME	0- 0	0- 1	3- 2				
2- 4	0- 0	0- 0	AWAY	0- 0	0- 1	2- 3				
0- 0	0- 0	0- 0	NEUTRAL	0- 0	0- 0	0- 0				

RPI S	Opponent	Score	RPI S	Opponent	Score	RPI S	Opponent	Score	RPI S	Opponent	Score	Team's RPI: 301
			41 A	Yale	40 87	65 A	Seton Hall	69 95	141 A	Robert Morris	43 73	
						74 N	Nebraska	49 72	141 H	Robert Morris	38 67	
						75 A	Stony Brook	50 54	143 H	Holy Cross	52 65	
									200 H	Merrimack	63 60	
									201 H	Mt. St. Mary's	58 67	
									205 A	Penn St.	65 88	
									212 A	Saint Joseph's	44 71	
									250 A	Saint Francis (PA)	58 60	
									250 H	Saint Francis (PA)	39 48	
									275 A	Siena	57 68	
									276 A	Wagner	79 65	
									313 A	St. Francis Brooklyn	70 71	
									316 H	Hofstra	71 44	
									325 A	Fairleigh Dickinson	60 65	
									325 H	Fairleigh Dickinson	68 53	
									330 N	Detroit Mercy	66 60	
									344 A	Central Conn. St.	54 52	
									344 H	Central Conn. St.	66 58	
LAST 10 Division I												
250 H	Saint Francis (PA)	39 48	325 H	Fairleigh Dickinson	68 53							
141 H	Robert Morris	38 67	141 A	Robert Morris	43 73							
201 H	Mt. St. Mary's	58 67	250 A	Saint Francis (PA)	58 60							
313 A	St. Francis Brooklyn	70 71	325 A	Fairleigh Dickinson	60 65							
344 A	Central Conn. St.	54 52	344 H	Central Conn. St.	66 58							

Non-Div I Games: Bridgeport 77 63

Sacred Heart

Loss, Non-Conf, S Site, H Home A Away N Neutral

Saint Francis (PA)

Through Games Of Feb. 10, 2020

Average RPI Win:	303	WON-LOST	WINNING	LAST 10	STRENGTH OF	OPP. STRENGTH	TEAM	ADJ.	CONF.	ADJ CONF.
Average RPI Loss:	159	RECORD	PCT. RANK	GAMES	SCHEDULE	OF SCHEDULE	RPI	RPI	RPI	RPI
DIV. I ONLY	11- 13	205	7-3	309	265	250	250	30	30	
DIV. I NON-CONF.	2- 9	304	0	63	126	218	218	30	30	
TOTALS	RPI 1-25	RPI 26-50	W-L RECORDS	RPI 51-100	RPI 101-150	RPI 150+				
11- 13	0- 1	0- 2	OVERALL	0- 3	0- 1	11- 6				
5- 4	0- 0	0- 0	HOME	0- 2	0- 0	5- 2				
5- 8	0- 0	0- 2	AWAY	0- 1	0- 1	5- 4				
1- 1	0- 1	0- 0	NEUTRAL	0- 0	0- 0	1- 0				
2- 9	0- 1	0- 2	NON-CONFERENCE	0- 3	0- 1	2- 2				
0- 3	0- 0	0- 0	HOME	0- 2	0- 0	0- 1				
1- 5	0- 0	0- 2	AWAY	0- 1	0- 1	1- 1				
1- 1	0- 1	0- 0	NEUTRAL	0- 0	0- 0	1- 0				
9- 4	0- 0	0- 0	CONFERENCE	0- 0	0- 0	9- 4				
5- 1	0- 0	0- 0	HOME	0- 0	0- 0	5- 1				
4- 3	0- 0	0- 0	AWAY	0- 0	0- 0	4- 3				
0- 0	0- 0	0- 0	NEUTRAL	0- 0	0- 0	0- 0				

RPI 1-25				RPI 26-50				RPI 51-100				RPI 101+ Team's RPI: 250			
RPI	S	Opponent	Score	RPI	S	Opponent	Score	RPI	S	Opponent	Score	RPI	S	Opponent	Score
25	N	FGCU	64 97	34	A	Virginia Tech	41 105	67	A	South Fla.	23 62	102	A	Duquesne	69 72
				45	A	West Virginia	45 74	71	H	Bucknell	46 70	200	H	Merrimack	56 71
								98	H	Liberty	52 71	208	N	Stetson	78 73
												247	H	Youngstown St.	46 56
												248	A	Morehead St.	54 65
												276	A	Wagner	50 55
												276	H	Wagner	51 50
												301	A	Sacred Heart	48 39
												301	H	Sacred Heart	60 58
												305	A	Vermont	73 69
												313	A	St. Francis Brooklyn	67 59
												313	H	St. Francis Brooklyn	82 72
												314	A	Bryant	63 60
												314	H	Bryant	64 58
												325	A	Fairleigh Dickinson	47 56
												335	A	LIU Brooklyn	53 71
												344	A	Central Conn. St.	64 52
												344	H	Central Conn. St.	72 68
LAST 10 Division I															
				301	A	Sacred Heart	48 39					313	A	St. Francis Brooklyn	67 59
				276	A	Wagner	50 55					200	H	Merrimack	56 71
				344	H	Central Conn. St.	72 68					301	H	Sacred Heart	60 58
				314	H	Bryant	64 58					276	H	Wagner	51 50
				335	A	LIU Brooklyn	53 71					313	H	St. Francis Brooklyn	82 72

Non-Div I Games:

Saint Francis (PA)

■ Loss,
 ■ Non-Conf,
 ■ S Site,
 ■ H Home
 ■ A Away
 N Neutral

Saint Joseph's

Through Games Of Feb. 10, 2020

Average RPI Win:	190	WON-LOST	WINNING	LAST 10	STRENGTH OF	OPP. STRENGTH	TEAM	ADJ.	CONF.	ADJ CONF.
Average RPI Loss:	118	RECORD	PCT. RANK	GAMES	SCHEDULE	OF SCHEDULE	RPI	RPI	RPI	RPI
DIV. I ONLY	8- 15	264	1-9	101	125	212	212	12	12	
DIV. I NON-CONF.	6- 6	164	0	108	138	157	157	12	12	
TOTALS	RPI 1-25	RPI 26-50	W-L RECORDS	RPI 51-100	RPI 101-150	RPI 150+				
8- 15	0- 0	0- 0	OVERALL	1- 6	2- 6	5- 3				
5- 6	0- 0	0- 0	HOME	1- 3	1- 2	3- 1				
2- 7	0- 0	0- 0	AWAY	0- 2	0- 4	2- 1				
1- 2	0- 0	0- 0	NEUTRAL	0- 1	1- 0	0- 1				
6- 6	0- 0	0- 0	NON-CONFERENCE	1- 4	1- 1	4- 1				
4- 2	0- 0	0- 0	HOME	1- 2	0- 0	3- 0				
1- 2	0- 0	0- 0	AWAY	0- 1	0- 1	1- 0				
1- 2	0- 0	0- 0	NEUTRAL	0- 1	1- 0	0- 1				
2- 9	0- 0	0- 0	CONFERENCE	0- 2	1- 5	1- 2				
1- 4	0- 0	0- 0	HOME	0- 1	1- 2	0- 1				
1- 5	0- 0	0- 0	AWAY	0- 1	0- 3	1- 1				
0- 0	0- 0	0- 0	NEUTRAL	0- 0	0- 0	0- 0				

RPI 1-25			RPI 26-50			RPI 51-100			RPI 101+			Team's RPI: 212
RPI	S	Opponent	Score	RPI	S	Opponent	Score	RPI	S	Opponent	Score	
						55 H Drexel	52 62	101 N Harvard		63 39		
						62 H Dayton	44 59	102 A Duquesne		42 53		
						65 N Seton Hall	39 55	102 H Duquesne		51 58		
						72 H Temple	67 63	115 A VCU		40 47		
						86 H Penn	45 55	126 A Auburn		62 66		
						90 A Saint Louis	48 63	131 H Richmond		67 56		
						95 A Villanova	44 60	135 H George Washington		50 56		
								149 A Massachusetts		43 61		
								158 A Columbia		71 57		
								179 H American		72 51		
								189 H Rhode Island		47 49		
								195 N Furman		48 63		
								206 A La Salle		59 67		
								282 A St. Bonaventure		61 60		
								296 H Navy		49 40		
								301 H Sacred Heart		71 44		
LAST 10 Division I												
102 A Duquesne		42 53	282 A St. Bonaventure		61 60							
90 A Saint Louis		48 63	102 H Duquesne		51 58							
62 H Dayton		44 59	189 H Rhode Island		47 49							
135 H George Washington		50 56	149 A Massachusetts		43 61							
206 A La Salle		59 67	115 A VCU		40 47							

Non-Div I Games:

Saint Joseph's

■ Loss,
 ■ Non-Conf,
 ■ S Site,
 ■ H Home
 ■ A Away
 N Neutral

Average RPI Win:	173	WON-LOST	WINNING	LAST 10	STRENGTH OF	OPP. STRENGTH	TEAM	ADJ.	CONF.	ADJ CONF.
Average RPI Loss:	94	RECORD	PCT. RANK	GAMES	SCHEDULE	OF SCHEDULE	RPI	RPI	RPI	RPI
DIV. I ONLY	14- 9	105	6-4	102	101	90	90	12	12	
DIV. I NON-CONF.	8- 5	117	0	77	90	67	67	12	12	
TOTALS	RPI 1-25	RPI 26-50	W-L RECORDS	RPI 51-100	RPI 101-150	RPI 150+				
14- 9	0- 1	0- 0	OVERALL	4- 3	3- 5	7- 0				
7- 4	0- 1	0- 0	HOME	3- 0	2- 3	2- 0				
7- 5	0- 0	0- 0	AWAY	1- 3	1- 2	5- 0				
0- 0	0- 0	0- 0	NEUTRAL	0- 0	0- 0	0- 0				
8- 5	0- 1	0- 0	NON-CONFERENCE	4- 1	1- 3	3- 0				
4- 2	0- 1	0- 0	HOME	3- 0	1- 1	0- 0				
4- 3	0- 0	0- 0	AWAY	1- 1	0- 2	3- 0				
0- 0	0- 0	0- 0	NEUTRAL	0- 0	0- 0	0- 0				
6- 4	0- 0	0- 0	CONFERENCE	0- 2	2- 2	4- 0				
3- 2	0- 0	0- 0	HOME	0- 0	1- 2	2- 0				
3- 2	0- 0	0- 0	AWAY	0- 2	1- 0	2- 0				
0- 0	0- 0	0- 0	NEUTRAL	0- 0	0- 0	0- 0				

RPI 1-25				RPI 26-50				RPI 51-100 Team's RPI: 90				RPI 101+			
RPI	S	Opponent	Score	RPI	S	Opponent	Score	RPI	S	Opponent	Score	RPI	S	Opponent	Score
20	H	Princeton	50 66					62	A	Dayton	47 48	102	H	Duquesne	53 50
								68	H	UT Martin	56 50	106	A	Vanderbilt	50 62
								78	H	Illinois St.	61 56	115	H	VCU	52 65
								80	A	Cincinnati	60 50	116	H	Kansas	60 68
								82	H	Colgate	61 51	120	H	Davidson	58 65
								85	A	Southern Ill.	53 61	128	H	Southeast Mo. St.	76 61
								97	A	Fordham	54 66	129	A	Missouri	58 83
												135	A	George Washington	59 45
												202	A	Northern Ky.	67 42
												206	A	La Salle	77 61
												212	H	Saint Joseph's	63 48
												227	A	George Mason	64 51
												282	H	St. Bonaventure	72 51
												283	A	Indiana St.	55 53
												338	A	SIUE	68 35
LAST 10 Division I															
227	A	George Mason	64 51	62	A	Dayton	47 48								
212	H	Saint Joseph's	63 48	282	H	St. Bonaventure	72 51								
135	A	George Washington	59 45	115	H	VCU	52 65								
102	H	Duquesne	53 50	206	A	La Salle	77 61								
97	A	Fordham	54 66	120	H	Davidson	58 65								

Non-Div I Games:

Saint Louis

Saint Mary's (CA)

Through Games Of Feb. 10, 2020

Average RPI Win:	206	WON-LOST	WINNING	LAST 10	STRENGTH OF	OPP. STRENGTH	TEAM	ADJ.	CONF.	ADJ CONF.
Average RPI Loss:	112	RECORD	PCT. RANK	GAMES	SCHEDULE	OF SCHEDULE	RPI	RPI	RPI	RPI
DIV. I ONLY	11- 13	205	3-7	90	111	155	155	11	11	
DIV. I NON-CONF.	5- 6	187	0	95	139	169	169	11	11	
TOTALS	RPI 1-25	RPI 26-50	W-L RECORDS	RPI 51-100	RPI 101-150	RPI 150+				
11- 13	1- 2	1- 1	OVERALL	0- 2	0- 5	9- 3				
7- 6	1- 1	1- 1	HOME	0- 1	0- 3	5- 0				
3- 7	0- 1	0- 0	AWAY	0- 1	0- 2	3- 3				
1- 0	0- 0	0- 0	NEUTRAL	0- 0	0- 0	1- 0				
5- 6	0- 1	1- 1	NON-CONFERENCE	0- 1	0- 1	4- 2				
4- 2	0- 1	1- 1	HOME	0- 0	0- 0	3- 0				
0- 4	0- 0	0- 0	AWAY	0- 1	0- 1	0- 2				
1- 0	0- 0	0- 0	NEUTRAL	0- 0	0- 0	1- 0				
6- 7	1- 1	0- 0	CONFERENCE	0- 1	0- 4	5- 1				
3- 4	1- 0	0- 0	HOME	0- 1	0- 3	2- 0				
3- 3	0- 1	0- 0	AWAY	0- 0	0- 1	3- 1				
0- 0	0- 0	0- 0	NEUTRAL	0- 0	0- 0	0- 0				

RPI 1-25				RPI 26-50				RPI 51-100				RPI 101+ Team's RPI: 155			
RPI	S	Opponent	Score	RPI	S	Opponent	Score	RPI	S	Opponent	Score	RPI	S	Opponent	Score
11	A	Gonzaga	49 74	30	H	Western Ky.	80 73	53	A	UCF	58 67	105	H	Pacific	66 68
11	H	Gonzaga	70 60	36	H	Marquette	63 77	69	H	BYU	55 65	116	A	Kansas	81 86
13	H	NC State	70 87									119	H	San Diego	54 72
												145	A	Portland	65 78
												145	H	Portland	53 72
												161	H	UC Davis	83 74
												186	A	Pepperdine	64 73
												186	H	Pepperdine	85 78
												203	A	Santa Clara	95 87
												204	A	Wyoming	67 69
												243	A	San Francisco	86 79
												259	A	Nevada	72 78
												273	H	UC Santa Barbara	64 43
												280	A	LMU (CA)	70 61
												280	H	LMU (CA)	86 70
												282	N	St. Bonaventure	72 57
												312	H	Cal Poly	84 67
LAST 10 Division I															
11	H	Gonzaga	70 60	69	H	BYU	55 65								
145	H	Portland	53 72	119	H	San Diego	54 72								
186	A	Pepperdine	64 73	145	A	Portland	65 78								
280	A	LMU (CA)	70 61	11	A	Gonzaga	49 74								
105	H	Pacific	66 68	280	H	LMU (CA)	86 70								

Non-Div I Games:

Saint Mary's (CA)

■ Loss,
 ■ Non-Conf, S Site,
 ■ Home
 ■ Away
 N Neutral

Saint Peter's

Through Games Of Feb. 10, 2020

Average RPI Win:	274	WON-LOST	WINNING	LAST 10	STRENGTH OF	OPP. STRENGTH	TEAM	ADJ.	CONF.	ADJ CONF.
Average RPI Loss:	239	RECORD	PCT. RANK	GAMES	SCHEDULE	OF SCHEDULE	RPI	RPI	RPI	RPI
DIV. I ONLY	6- 15	290	2-8	345	325	326	326	24	24	
DIV. I NON-CONF.	3- 6	235	0	345	347	327	327	25	25	
TOTALS	RPI 1-25	RPI 26-50	W-L RECORDS	RPI 51-100	RPI 101-150	RPI 150+				
6- 15	0- 0	0- 0	OVERALL	1- 1	0- 1	5- 13				
3- 5	0- 0	0- 0	HOME	1- 0	0- 1	2- 4				
3- 10	0- 0	0- 0	AWAY	0- 1	0- 0	3- 9				
0- 0	0- 0	0- 0	NEUTRAL	0- 0	0- 0	0- 0				
3- 6	0- 0	0- 0	NON-CONFERENCE	0- 0	0- 1	3- 5				
1- 2	0- 0	0- 0	HOME	0- 0	0- 1	1- 1				
2- 4	0- 0	0- 0	AWAY	0- 0	0- 0	2- 4				
0- 0	0- 0	0- 0	NEUTRAL	0- 0	0- 0	0- 0				
3- 9	0- 0	0- 0	CONFERENCE	1- 1	0- 0	2- 8				
2- 3	0- 0	0- 0	HOME	1- 0	0- 0	1- 3				
1- 6	0- 0	0- 0	AWAY	0- 1	0- 0	1- 5				
0- 0	0- 0	0- 0	NEUTRAL	0- 0	0- 0	0- 0				

RPI 1-25				RPI 26-50				RPI 51-100				RPI 101+				Team's RPI: 326	
RPI	S	Opponent	Score	RPI	S	Opponent	Score	RPI	S	Opponent	Score	RPI	S	Opponent	Score		
								81	A	Marist	76	96	121	H	Lehigh	71	80
								100	H	Rider	67	56	180	H	Quinnipiac	64	91
													226	A	Fairfield	48	67
													228	A	Iona	59	69
													232	A	Manhattan	64	68
													232	H	Manhattan	52	85
													252	H	Morgan St.	78	77
													256	A	Howard	80	92
													258	A	Delaware St.	66	89
													269	A	Niagara	89	97
													275	H	Siena	87	83
													276	A	Wagner	89	90
													284	A	Monmouth	57	59
													284	H	Monmouth	67	81
													325	H	Fairleigh Dickinson	71	77
													329	A	NJIT	73	76
													335	A	LIU Brooklyn	89	74
													339	A	Canisius	86	68
													343	A	Coppin St.	82	57
LAST 10 Division I																	
				284	A	Monmouth	57	59		269	A	Niagara	89	97			
				100	H	Rider	67	56		228	A	Iona	59	69			
				232	A	Manhattan	64	68		284	H	Monmouth	67	81			
				180	H	Quinnipiac	64	91		226	A	Fairfield	48	67			
				339	A	Canisius	86	68		232	H	Manhattan	52	85			

Non-Div I Games:

Saint Peter's

■ Loss,
 ■ Non-Conf,
 ■ S Site,
 ■ H Home
 ■ A Away
 N Neutral

Average RPI Win:	248	WON-LOST	WINNING	LAST 10	STRENGTH OF	OPP. STRENGTH	TEAM	ADJ.	CONF.	ADJ CONF.
Average RPI Loss:	170	RECORD	PCT. RANK	GAMES	SCHEDULE	OF SCHEDULE	RPI	RPI	RPI	RPI
DIV. I ONLY	12- 7	93	7-3	317	235	169	169	23	23	
DIV. I NON-CONF.	2- 4	235	0	290	111	246	246	21	21	
TOTALS	RPI 1-25	RPI 26-50	W-L RECORDS	RPI 51-100	RPI 101-150	RPI 150+				
12- 7	0- 0	0- 1	OVERALL	0- 0	1- 2	11- 4				
5- 2	0- 0	0- 0	HOME	0- 0	1- 1	4- 1				
7- 5	0- 0	0- 1	AWAY	0- 0	0- 1	7- 3				
0- 0	0- 0	0- 0	NEUTRAL	0- 0	0- 0	0- 0				
2- 4	0- 0	0- 1	NON-CONFERENCE	0- 0	0- 0	2- 3				
1- 0	0- 0	0- 0	HOME	0- 0	0- 0	1- 0				
1- 4	0- 0	0- 1	AWAY	0- 0	0- 0	1- 3				
0- 0	0- 0	0- 0	NEUTRAL	0- 0	0- 0	0- 0				
10- 3	0- 0	0- 0	CONFERENCE	0- 0	1- 2	9- 1				
4- 2	0- 0	0- 0	HOME	0- 0	1- 1	3- 1				
6- 1	0- 0	0- 0	AWAY	0- 0	0- 1	6- 0				
0- 0	0- 0	0- 0	NEUTRAL	0- 0	0- 0	0- 0				

RPI 1-25			RPI 26-50			RPI 51-100			RPI 101+ Team's RPI: 169		
RPI	S	Opponent	Score	RPI	S	Opponent	Score	RPI	S	Opponent	Score
				39	A	Oklahoma	71 95	103	H	SFA	63 55
								108	H	Abilene Christian	73 81
								114	A	A&M-Corpus Christi	54 57
								159	A	Texas Tech	57 99
								164	H	Louisiana	77 73
								166	A	New Orleans	78 46
								209	A	Oral Roberts	41 64
								215	A	Central Ark.	72 54
								221	A	Southeastern La.	84 69
								230	H	Lamar University	68 47
								279	A	Ole Miss	69 75
								285	H	Incarinate Word	74 77
								294	A	Nicholls St.	80 77
								294	H	Nicholls St.	87 71
								299	A	UTSA	81 77
								323	A	Houston Baptist	97 69
								332	A	Northwestern St.	79 69
								334	H	McNeese	92 59
LAST 10 Division I											
294	A	Nicholls St.	80 77	323	A	Houston Baptist	97 69				
285	H	Incarinate Word	74 77	230	H	Lamar University	68 47				
103	H	SFA	63 55	215	A	Central Ark.	72 54				
114	A	A&M-Corpus Christi	54 57	221	A	Southeastern La.	84 69				
108	H	Abilene Christian	73 81	294	H	Nicholls St.	87 71				

Non-Div I Games: Jarvis Christian 114 46 Howard Payne 91 49 Wiley 102 52

Sam Houston St.

Average RPI Win: 261	WON-LOST	WINNING	LAST 10	STRENGTH OF	OPP. STRENGTH	TEAM	ADJ.	CONF.	ADJ CONF.
Average RPI Loss: 123	RECORD	PCT. RANK	GAMES	SCHEDULE	OF SCHEDULE	RPI	RPI	RPI	RPI
DIV. I ONLY	10- 13	220	7-3	129	276	174	174	26	26
DIV. I NON-CONF.	4- 10	259	1-0	54	238	153	153	22	22
TOTALS	RPI 1-25	RPI 26-50	W-L RECORDS	RPI 51-100	RPI 101-150	RPI 150+			
10- 13	0- 1	0- 2	OVERALL	0- 3	0- 2	10- 5			
3- 5	0- 0	0- 1	HOME	0- 1	0- 0	3- 3			
6- 8	0- 1	0- 1	AWAY	0- 2	0- 2	6- 2			
1- 0	0- 0	0- 0	NEUTRAL	0- 0	0- 0	1- 0			
4- 10	0- 1	0- 2	NON-CONFERENCE	0- 3	0- 2	4- 2			
0- 3	0- 0	0- 1	HOME	0- 1	0- 0	0- 1			
3- 7	0- 1	0- 1	AWAY	0- 2	0- 2	3- 1			
1- 0	0- 0	0- 0	NEUTRAL	0- 0	0- 0	1- 0			
6- 3	0- 0	0- 0	CONFERENCE	0- 0	0- 0	6- 3			
3- 2	0- 0	0- 0	HOME	0- 0	0- 0	3- 2			
3- 1	0- 0	0- 0	AWAY	0- 0	0- 0	3- 1			
0- 0	0- 0	0- 0	NEUTRAL	0- 0	0- 0	0- 0			

RPI 1-25				RPI 26-50				RPI 51-100				RPI 101+ Team's RPI: 174			
RPI	S	Opponent	Score	RPI	S	Opponent	Score	RPI	S	Opponent	Score	RPI	S	Opponent	Score
23	A	Florida St.	59 88	26	A	Kentucky	49 79	58	H	Troy	65 74	112	A	UAB	69 76
				30	H	Western Ky.	84 88	68	A	UT Martin	75 80	133	A	Florida	48 84
								97	A	Fordham	37 68	151	A	UNC Greensboro	56 42
												154	A	North Ala.	79 63
												162	H	Tennessee Tech	57 72
												195	A	Furman	69 77
												195	H	Furman	59 72
												229	A	Kennesaw St.	55 60
												233	H	Chattanooga	60 46
												240	A	Murray St.	84 56
												266	A	Wofford	74 58
												266	H	Wofford	63 69
												270	H	ETSU	68 34
												316	N	Hofstra	65 45
												317	H	Mercer	72 64
												322	A	Alabama St.	83 48
												336	A	Western Caro.	62 50
LAST 10 Division I															
266	H	Wofford	63 69	233	H	Chattanooga	60 46								
195	H	Furman	59 72	317	H	Mercer	72 64								
151	A	UNC Greensboro	56 42	195	A	Furman	69 77								
336	A	Western Caro.	62 50	266	A	Wofford	74 58								
270	H	ETSU	68 34	316	N	Hofstra	65 45								

Non-Div I Games: Montevallo 81 60

Samford

■ Loss,
 ■ Non-Conf,
 ■ S Site,
 ■ H Home
 ■ A Away
 N Neutral

Average RPI Win:	205	WON-LOST	WINNING	LAST 10	STRENGTH OF	OPP. STRENGTH	TEAM	ADJ.	CONF.	ADJ CONF.
Average RPI Loss:	120	RECORD	PCT. RANK	GAMES	SCHEDULE	OF SCHEDULE	RPI	RPI	RPI	RPI
DIV. I ONLY	13- 9	112	7-3	124	143	119	119	11	11	
DIV. I NON-CONF.	5- 5	164	0	238	307	241	241	11	11	
TOTALS	RPI 1-25	RPI 26-50	W-L RECORDS	RPI 51-100	RPI 101-150	RPI 150+				
13- 9	0- 2	0- 0	OVERALL	1- 1	3- 2	9- 4				
7- 5	0- 1	0- 0	HOME	1- 0	1- 2	5- 2				
6- 4	0- 1	0- 0	AWAY	0- 1	2- 0	4- 2				
0- 0	0- 0	0- 0	NEUTRAL	0- 0	0- 0	0- 0				
5- 5	0- 0	0- 0	NON-CONFERENCE	0- 0	0- 2	5- 3				
3- 4	0- 0	0- 0	HOME	0- 0	0- 2	3- 2				
2- 1	0- 0	0- 0	AWAY	0- 0	0- 0	2- 1				
0- 0	0- 0	0- 0	NEUTRAL	0- 0	0- 0	0- 0				
8- 4	0- 2	0- 0	CONFERENCE	1- 1	3- 0	4- 1				
4- 1	0- 1	0- 0	HOME	1- 0	1- 0	2- 0				
4- 3	0- 1	0- 0	AWAY	0- 1	2- 0	2- 1				
0- 0	0- 0	0- 0	NEUTRAL	0- 0	0- 0	0- 0				

RPI 1-25				RPI 26-50				RPI 51-100				RPI 101+ Team's RPI: 119			
RPI	S	Opponent	Score	RPI	S	Opponent	Score	RPI	S	Opponent	Score	RPI	S	Opponent	Score
11	A	Gonzaga	46 57					69	A	BYU	36 52	105	A	Pacific	66 64
11	H	Gonzaga	42 57					69	H	BYU	51 45	122	H	Idaho	32 65
												134	H	Washington	47 65
												145	A	Portland	62 58
												145	H	Portland	74 55
												153	A	San Jose St.	82 88
												155	A	Saint Mary's (CA)	72 54
												159	H	Texas Tech	60 64
												182	H	Towson	81 67
												186	A	Pepperdine	57 73
												203	H	Santa Clara	50 47
												234	H	Cal St. Fullerton	67 72
												243	H	San Francisco	54 50
												260	A	San Diego St.	70 47
												280	A	LMU (CA)	67 59
												284	H	Monmouth	57 49
												289	H	CSUN	59 40
												311	A	Air Force	70 59
LAST 10 Division I															
69	H	BYU	51 45	105	A	Pacific	66 64								
145	A	Portland	62 58	155	A	Saint Mary's (CA)	72 54								
11	A	Gonzaga	46 57	69	A	BYU	36 52								
243	H	San Francisco	54 50	11	H	Gonzaga	42 57								
203	H	Santa Clara	50 47	145	H	Portland	74 55								

Non-Div I Games: Biola 81 28

San Diego

Average RPI Win:	239	WON-LOST	WINNING	LAST 10	STRENGTH OF	OPP. STRENGTH	TEAM	ADJ.	CONF.	ADJ CONF.
Average RPI Loss:	192	RECORD	PCT. RANK	GAMES	SCHEDULE	OF SCHEDULE	RPI	RPI	RPI	RPI
DIV. I ONLY	10- 14	227	5-5	222	274	260	260	17	17	
DIV. I NON-CONF.	4- 7	225	0	270	323	294	294	23	23	
TOTALS	RPI 1-25	RPI 26-50	W-L RECORDS	RPI 51-100	RPI 101-150	RPI 150+				
10- 14	0- 0	0- 0	OVERALL	0- 2	0- 3	10- 9				
7- 7	0- 0	0- 0	HOME	0- 1	0- 2	7- 4				
3- 7	0- 0	0- 0	AWAY	0- 1	0- 1	3- 5				
0- 0	0- 0	0- 0	NEUTRAL	0- 0	0- 0	0- 0				
4- 7	0- 0	0- 0	NON-CONFERENCE	0- 0	0- 2	4- 5				
2- 5	0- 0	0- 0	HOME	0- 0	0- 2	2- 3				
2- 2	0- 0	0- 0	AWAY	0- 0	0- 0	2- 2				
0- 0	0- 0	0- 0	NEUTRAL	0- 0	0- 0	0- 0				
6- 7	0- 0	0- 0	CONFERENCE	0- 2	0- 1	6- 4				
5- 2	0- 0	0- 0	HOME	0- 1	0- 0	5- 1				
1- 5	0- 0	0- 0	AWAY	0- 1	0- 1	1- 3				
0- 0	0- 0	0- 0	NEUTRAL	0- 0	0- 0	0- 0				

RPI S	Opponent	Score	RPI S	Opponent	Score	RPI S	Opponent	Score	RPI S	Opponent	Score	Team's RPI: 260
						59	A Fresno St.	54 79	119	H San Diego	47 70	
						59	H Fresno St.	60 65	127	A Boise St.	72 86	
									140	H California	48 74	
									153	A San Jose St.	67 84	
									177	H UNLV	48 39	
									178	A Hawaii	58 61	
									182	H Towson	80 72	
									194	H New Mexico	75 74	
									204	A Wyoming	67 81	
									204	H Wyoming	67 60	
									234	H Cal St. Fullerton	55 45	
									239	H Arkansas St.	62 71	
									259	A Nevada	69 70	
									268	H Colorado St.	59 49	
									272	H Alabama A&M	53 61	
									273	A UC Santa Barbara	52 64	
									277	A Utah St.	59 51	
									277	H Utah St.	66 62	
									285	A Incarnate Word	57 48	
									289	H CSUN	69 74	
									290	A California Baptist	80 68	
									311	H Air Force	49 51	
LAST 10 Division I												
			311	H Air Force	49 51	259	A Nevada	69 70				
			277	A Utah St.	59 51	59	H Fresno St.	60 65				
			194	H New Mexico	75 74	127	A Boise St.	72 86				
			177	H UNLV	48 39	204	H Wyoming	67 60				
			204	A Wyoming	67 81	277	H Utah St.	66 62				

Non-Div I Games: Westcliff 77 56

San Diego St.

■ Loss,
 ■ Non-Conf,
 ■ S Site,
 ■ Home
 ■ Away
 N Neutral

San Francisco

Through Games Of Feb. 10, 2020

Average RPI Win:	248	WON-LOST	WINNING	LAST 10	STRENGTH OF	OPP. STRENGTH	TEAM	ADJ.	CONF.	ADJ CONF.
Average RPI Loss:	126	RECORD	PCT. RANK	GAMES	SCHEDULE	OF SCHEDULE	RPI	RPI	RPI	RPI
DIV. I ONLY	9- 15	251	2-8	177	135	243	243	11	11	
DIV. I NON-CONF.	7- 5	131	0	142	221	133	133	11	11	
TOTALS	RPI 1-25	RPI 26-50	W-L RECORDS	RPI 51-100	RPI 101-150	RPI 150+				
9- 15	0- 3	0- 0	OVERALL	0- 1	0- 5	9- 6				
4- 8	0- 2	0- 0	HOME	0- 0	0- 3	4- 3				
2- 6	0- 0	0- 0	AWAY	0- 1	0- 2	2- 3				
3- 1	0- 1	0- 0	NEUTRAL	0- 0	0- 0	3- 0				
7- 5	0- 2	0- 0	NON-CONFERENCE	0- 0	0- 2	7- 1				
3- 2	0- 1	0- 0	HOME	0- 0	0- 1	3- 0				
1- 2	0- 0	0- 0	AWAY	0- 0	0- 1	1- 1				
3- 1	0- 1	0- 0	NEUTRAL	0- 0	0- 0	3- 0				
2- 10	0- 1	0- 0	CONFERENCE	0- 1	0- 3	2- 5				
1- 6	0- 1	0- 0	HOME	0- 0	0- 2	1- 3				
1- 4	0- 0	0- 0	AWAY	0- 1	0- 1	1- 2				
0- 0	0- 0	0- 0	NEUTRAL	0- 0	0- 0	0- 0				

RPI S	Opponent	Score	RPI S	Opponent	Score	RPI S	Opponent	Score	RPI S	Opponent	Score	Team's RPI: 243
9	N Mississippi St.	38 73				69	A BYU	44 57	105	H Pacific	61 84	
10	H Stanford	71 97							119	A San Diego	50 54	
11	H Gonzaga	46 69							122	H Idaho	60 66	
									134	A Washington	54 73	
									145	H Portland	66 73	
									155	H Saint Mary's (CA)	79 86	
									156	N Houston	80 57	
									161	A UC Davis	67 79	
									186	A Pepperdine	70 82	
									186	H Pepperdine	64 70	
									203	A Santa Clara	72 66	
									203	H Santa Clara	72 80	
									213	A Northern Colo.	90 83	
									234	H Cal St. Fullerton	71 63	
									251	N Bowling Green	64 56	
									280	A LMU (CA)	69 76	
									280	H LMU (CA)	70 68	
									289	H CSUN	79 61	
									302	N UC Irvine	68 61	
									308	H Sacramento St.	87 82	
LAST 10 Division I												
280	H LMU (CA)	70 68	11	H Gonzaga	46 69							
186	H Pepperdine	64 70	145	H Portland	66 73							
203	A Santa Clara	72 66	186	A Pepperdine	70 82							
119	A San Diego	50 54	280	A LMU (CA)	69 76							
69	A BYU	44 57	203	H Santa Clara	72 80							

Non-Div I Games:

San Francisco

■ Loss,
 ■ Non-Conf,
 ■ S Site,
 ■ H Home
 ■ A Away
 N Neutral

Average RPI Win:	227	WON-LOST	WINNING	LAST 10	STRENGTH OF	OPP. STRENGTH	TEAM	ADJ.	CONF.	ADJ CONF.
Average RPI Loss:	188	RECORD	PCT. RANK	GAMES	SCHEDULE	OF SCHEDULE	RPI	RPI	RPI	RPI
DIV. I ONLY	14- 8	90	7-3	261	219	153	153	17	17	
DIV. I NON-CONF.	5- 5	164	0	307	210	244	244	23	23	
TOTALS	RPI 1-25	RPI 26-50	W-L RECORDS	RPI 51-100	RPI 101-150	RPI 150+				
14- 8	0- 0	0- 0	OVERALL	0- 2	3- 0	11- 6				
8- 2	0- 0	0- 0	HOME	0- 1	3- 0	5- 1				
6- 4	0- 0	0- 0	AWAY	0- 0	0- 0	6- 4				
0- 2	0- 0	0- 0	NEUTRAL	0- 1	0- 0	0- 1				
5- 5	0- 0	0- 0	NON-CONFERENCE	0- 1	2- 0	3- 4				
4- 0	0- 0	0- 0	HOME	0- 0	2- 0	2- 0				
1- 3	0- 0	0- 0	AWAY	0- 0	0- 0	1- 3				
0- 2	0- 0	0- 0	NEUTRAL	0- 1	0- 0	0- 1				
9- 3	0- 0	0- 0	CONFERENCE	0- 1	1- 0	8- 2				
4- 2	0- 0	0- 0	HOME	0- 1	1- 0	3- 1				
5- 1	0- 0	0- 0	AWAY	0- 0	0- 0	5- 1				
0- 0	0- 0	0- 0	NEUTRAL	0- 0	0- 0	0- 0				

RPI 1-25			RPI 26-50			RPI 51-100			RPI 101+ Team's RPI: 153		
RPI	S	Opponent	Score	RPI	S	Opponent	Score	RPI	S	Opponent	Score
						59 H Fresno St.	76 85	107 H Buffalo		95 88	
						69 N BYU	56 75	119 H San Diego		88 82	
								127 H Boise St.		74 61	
								177 H UNLV		62 60	
								185 N Northern Ariz.		64 67	
								194 A New Mexico		81 80	
								194 H New Mexico		89 85	
								203 A Santa Clara		81 89	
								204 A Wyoming		45 80	
								219 A CSU Bakersfield		71 75	
								259 A Nevada		72 70	
								259 H Nevada		76 80	
								260 H San Diego St.		84 67	
								268 A Colorado St.		58 53	
								273 A UC Santa Barbara		73 70	
								277 A Utah St.		76 61	
								302 A UC Irvine		77 79	
								306 H Eastern Wash.		84 66	
								308 H Sacramento St.		73 67	
								311 A Air Force		68 60	
LAST 10 Division I											
259 H Nevada			76 80	177 H UNLV			62 60				
204 A Wyoming			45 80	268 A Colorado St.			58 53				
127 H Boise St.			74 61	259 A Nevada			72 70				
311 A Air Force			68 60	59 H Fresno St.			76 85				
194 H New Mexico			89 85	194 A New Mexico			81 80				

Non-Div I Games: La Verne 128 62

San Jose St.

Santa Clara

Through Games Of Feb. 10, 2020

Average RPI Win: 183	WON-LOST	WINNING	LAST 10	STRENGTH OF	OPP. STRENGTH	TEAM	ADJ.	CONF.	ADJ CONF.
Average RPI Loss: 144	RECORD	PCT. RANK	GAMES	SCHEDULE	OF SCHEDULE	RPI	RPI	RPI	RPI
DIV. I ONLY	8- 14	255	2-8	110	128	203	203	11	11
DIV. I NON-CONF.	5- 5	164	0	55	167	91	91	11	11
TOTALS	RPI 1-25	RPI 26-50	W-L RECORDS	RPI 51-100	RPI 101-150	RPI 150+			
8- 14	0- 3	0- 0	OVERALL	1- 1	1- 3	6- 7			
4- 6	0- 1	0- 0	HOME	1- 0	1- 1	2- 4			
3- 7	0- 2	0- 0	AWAY	0- 1	0- 2	3- 2			
1- 1	0- 0	0- 0	NEUTRAL	0- 0	0- 0	1- 1			
5- 5	0- 2	0- 0	NON-CONFERENCE	1- 0	0- 1	4- 2			
2- 1	0- 0	0- 0	HOME	1- 0	0- 0	1- 1			
2- 3	0- 2	0- 0	AWAY	0- 0	0- 1	2- 0			
1- 1	0- 0	0- 0	NEUTRAL	0- 0	0- 0	1- 1			
3- 9	0- 1	0- 0	CONFERENCE	0- 1	1- 2	2- 5			
2- 5	0- 1	0- 0	HOME	0- 0	1- 1	1- 3			
1- 4	0- 0	0- 0	AWAY	0- 1	0- 1	1- 2			
0- 0	0- 0	0- 0	NEUTRAL	0- 0	0- 0	0- 0			

RPI 1-25				RPI 26-50				RPI 51-100				RPI 101+ Team's RPI: 203			
RPI	S	Opponent	Score	RPI	S	Opponent	Score	RPI	S	Opponent	Score	RPI	S	Opponent	Score
4	A	Missouri St.	64 71					59	H	Fresno St.	90 66	105	H	Pacific	75 65
11	H	Gonzaga	52 67					69	A	BYU	48 71	119	A	San Diego	47 50
21	A	Arizona	52 65									140	A	California	65 69
												145	H	Portland	77 80
												153	H	San Jose St.	89 81
												155	H	Saint Mary's (CA)	87 95
												161	A	UC Davis	62 61
												175	N	Montana	68 58
												186	A	Pepperdine	71 79
												186	H	Pepperdine	61 79
												188	N	Delaware	80 81
												243	A	San Francisco	80 72
												243	H	San Francisco	66 72
												267	H	Long Beach St.	46 54
												280	A	LMU (CA)	59 75
												280	H	LMU (CA)	76 60
												289	A	CSUN	76 55
LAST 10 Division I															
186	H	Pepperdine	61 79	145	H	Portland	77 80								
280	H	LMU (CA)	76 60	11	H	Gonzaga	52 67								
243	H	San Francisco	66 72	280	A	LMU (CA)	59 75								
69	A	BYU	48 71	186	A	Pepperdine	71 79								
119	A	San Diego	47 50	243	A	San Francisco	80 72								

Non-Div I Games: UC Santa Cruz 109 51

Santa Clara

Loss, Non-Conf, S Site, H Home A Away N Neutral

Average RPI Win:	296	WON-LOST	WINNING	LAST 10	STRENGTH OF	OPP. STRENGTH	TEAM	ADJ.	CONF.	ADJ CONF.
Average RPI Loss:	221	RECORD	PCT. RANK	GAMES	SCHEDULE	OF SCHEDULE	RPI	RPI	RPI	RPI
DIV. I ONLY	7- 12	252	4-6	326	341	310	310	31	31	
DIV. I NON-CONF.	3- 7	252	0-1	260	315	295	295	32	32	
TOTALS	RPI 1-25	RPI 26-50	W-L RECORDS	RPI 51-100	RPI 101-150	RPI 150+				
7- 12	0- 0	0- 0	OVERALL	0- 1	0- 2	7- 9				
5- 4	0- 0	0- 0	HOME	0- 1	0- 1	5- 2				
2- 8	0- 0	0- 0	AWAY	0- 0	0- 1	2- 7				
0- 0	0- 0	0- 0	NEUTRAL	0- 0	0- 0	0- 0				
3- 7	0- 0	0- 0	NON-CONFERENCE	0- 1	0- 2	3- 4				
2- 2	0- 0	0- 0	HOME	0- 1	0- 1	2- 0				
1- 5	0- 0	0- 0	AWAY	0- 0	0- 1	1- 4				
0- 0	0- 0	0- 0	NEUTRAL	0- 0	0- 0	0- 0				
4- 5	0- 0	0- 0	CONFERENCE	0- 0	0- 0	4- 5				
3- 2	0- 0	0- 0	HOME	0- 0	0- 0	3- 2				
1- 3	0- 0	0- 0	AWAY	0- 0	0- 0	1- 3				
0- 0	0- 0	0- 0	NEUTRAL	0- 0	0- 0	0- 0				

RPI 1-25				RPI 26-50				RPI 51-100				RPI 101+				Team's RPI: 310	
RPI	S	Opponent	Score	RPI	S	Opponent	Score	RPI	S	Opponent	Score	RPI	S	Opponent	Score		
								91	H	Montana St.	65	73	122	H	Idaho	84	90
												134	A	Washington	46	78	
												185	A	Northern Ariz.	80	88	
												199	A	Idaho St.	48	73	
												219	H	CSU Bakersfield	63	57	
												222	H	UMKC	65	76	
												234	A	Cal St. Fullerton	63	81	
												238	H	Grand Canyon	48	56	
												267	H	Long Beach St.	66	54	
												277	A	Utah St.	63	70	
												290	A	California Baptist	83	49	
												307	A	UTRGV	81	85	
												308	H	Sacramento St.	88	84	
												312	A	Cal Poly	72	49	
												321	A	New Mexico St.	65	83	
												324	A	Utah Valley	58	70	
												324	H	Utah Valley	82	80	
												350	H	Chicago St.	80	51	
LAST 10 Division I																	
324	H	Utah Valley	82	80	307	A	UTRGV	81	85								
290	A	California Baptist	83	49	324	A	Utah Valley	58	70								
219	H	CSU Bakersfield	63	57	350	H	Chicago St.	80	51								
238	H	Grand Canyon	48	56	222	H	UMKC	65	76								
321	A	New Mexico St.	65	83	234	A	Cal St. Fullerton	63	81								

Non-Div I Games: Warner Pacific 89 47 Saint Martin's 91 81 Central Wash. 75 65

Seattle U

Average RPI Win: 166	WON-LOST	WINNING	LAST 10	STRENGTH OF	OPP. STRENGTH	TEAM	ADJ.	CONF.	ADJ CONF.
Average RPI Loss: 52	RECORD	PCT. RANK	GAMES	SCHEDULE	OF SCHEDULE	RPI	RPI	RPI	RPI
DIV. I ONLY	15- 9	94	6-4	46	73	65	65	6	6
DIV. I NON-CONF.	7- 4	100	0	57	127	77	77	6	6
TOTALS	RPI 1-25	RPI 26-50	W-L RECORDS	RPI 51-100	RPI 101-150	RPI 150+			
15- 9	0- 4	2- 1	OVERALL	2- 3	3- 1	8- 0			
8- 5	0- 3	2- 0	HOME	0- 2	2- 0	4- 0			
5- 3	0- 1	0- 1	AWAY	2- 0	0- 1	3- 0			
2- 1	0- 0	0- 0	NEUTRAL	0- 1	1- 0	1- 0			
7- 4	0- 2	0- 0	NON-CONFERENCE	0- 1	2- 1	5- 0			
4- 2	0- 2	0- 0	HOME	0- 0	1- 0	3- 0			
1- 1	0- 0	0- 0	AWAY	0- 0	0- 1	1- 0			
2- 1	0- 0	0- 0	NEUTRAL	0- 1	1- 0	1- 0			
8- 5	0- 2	2- 1	CONFERENCE	2- 2	1- 0	3- 0			
4- 3	0- 1	2- 0	HOME	0- 2	1- 0	1- 0			
4- 2	0- 1	0- 1	AWAY	2- 0	0- 0	2- 0			
0- 0	0- 0	0- 0	NEUTRAL	0- 0	0- 0	0- 0			

RPI 1-25				RPI 26-50				RPI 51-100 Team's RPI: 65				RPI 101+			
RPI	S	Opponent	Score	RPI	S	Opponent	Score	RPI	S	Opponent	Score	RPI	S	Opponent	Score
6	H	UConn	78 92	35	H	Creighton	82 70	61	H	St. John's (NY)	66 82	106	N	Vanderbilt	69 65
19	A	DePaul	68 85	36	A	Marquette	60 81	88	N	Georgia Tech	54 79	115	H	VCU	53 33
19	H	DePaul	76 86	36	H	Marquette	72 60	93	A	Butler	67 62	121	A	Lehigh	68 75
20	H	Princeton	76 78					95	A	Villanova	65 63	142	H	Providence	97 55
								95	H	Villanova	55 61	160	H	Lafayette	74 50
												212	N	Saint Joseph's	55 39
												226	H	Fairfield	74 44
												228	A	Iona	89 37
												242	A	Georgetown	61 47
												242	H	Georgetown	79 60
												264	A	Xavier	83 61
												301	H	Sacred Heart	95 69
LAST 10 Division I															
19	H	DePaul	76 86	142	H	Providence	97 55								
36	H	Marquette	72 60	35	H	Creighton	82 70								
95	A	Villanova	65 63	36	A	Marquette	60 81								
242	A	Georgetown	61 47	19	A	DePaul	68 85								
61	H	St. John's (NY)	66 82	242	H	Georgetown	79 60								

Non-Div I Games:

Seton Hall

■ Loss,
■ Non-Conf,
■ S Site,
■ H Home
■ A Away
N Neutral

Average RPI Win: 282	WON-LOST	WINNING	LAST 10	STRENGTH OF	OPP. STRENGTH	TEAM	ADJ.	CONF.	ADJ CONF.
Average RPI Loss: 188	RECORD	PCT. RANK	GAMES	SCHEDULE	OF SCHEDULE	RPI	RPI	RPI	RPI
DIV. I ONLY	8- 13	243	6-4	258	335	275	275	24	24
DIV. I NON-CONF.	2- 7	288	0	117	344	286	286	25	25
TOTALS	RPI 1-25	RPI 26-50	W-L RECORDS	RPI 51-100	RPI 101-150	RPI 150+			
8- 13	0- 0	0- 0	OVERALL	0- 3	0- 2	8- 8			
5- 4	0- 0	0- 0	HOME	0- 0	0- 0	5- 4			
3- 9	0- 0	0- 0	AWAY	0- 3	0- 2	3- 4			
0- 0	0- 0	0- 0	NEUTRAL	0- 0	0- 0	0- 0			
2- 7	0- 0	0- 0	NON-CONFERENCE	0- 2	0- 2	2- 3			
2- 1	0- 0	0- 0	HOME	0- 0	0- 0	2- 1			
0- 6	0- 0	0- 0	AWAY	0- 2	0- 2	0- 2			
0- 0	0- 0	0- 0	NEUTRAL	0- 0	0- 0	0- 0			
6- 6	0- 0	0- 0	CONFERENCE	0- 1	0- 0	6- 5			
3- 3	0- 0	0- 0	HOME	0- 0	0- 0	3- 3			
3- 3	0- 0	0- 0	AWAY	0- 1	0- 0	3- 2			
0- 0	0- 0	0- 0	NEUTRAL	0- 0	0- 0	0- 0			

RPI S	Opponent	Score	RPI S	Opponent	Score	RPI S	Opponent	Score	RPI S	Opponent	Score	Team's RPI: 275
						82	A Colgate	51 88	101	A Harvard	51 68	
						86	A Penn	44 92	149	A Massachusetts	55 61	
						100	A Rider	66 70	180	A Quinnipiac	68 60	
									180	H Quinnipiac	52 66	
									181	A Fla. Atlantic	39 83	
									193	H Binghamton	62 89	
									226	H Fairfield	35 65	
									232	A Manhattan	59 49	
									232	H Manhattan	50 80	
									269	A Niagara	61 68	
									269	H Niagara	59 54	
									284	H Monmouth	51 39	
									301	H Sacred Heart	68 57	
									309	H Albany (NY)	52 46	
									325	A Fairleigh Dickinson	58 67	
									326	A Saint Peter's	83 87	
									339	A Canisius	68 63	
									339	H Canisius	72 43	
LAST 10 Division I												
180	A	Quinnipiac	68	60	100	A	Rider	66	70			
232	A	Manhattan	59	49	232	H	Manhattan	50	80			
339	H	Canisius	72	43	339	A	Canisius	68	63			
269	H	Niagara	59	54	269	A	Niagara	61	68			
284	H	Monmouth	51	39	326	A	Saint Peter's	83	87			

Non-Div I Games:

Siena

■ Loss,
 ■ Non-Conf,
 ■ S Site,
 ■ Home
 ■ A Away
 N Neutral

South Alabama

Through Games Of Feb. 10, 2020

Average RPI Win:	261	WON-LOST	WINNING	LAST 10	STRENGTH OF	OPP. STRENGTH	TEAM	ADJ.	CONF.	ADJ CONF.
Average RPI Loss:	132	RECORD	PCT. RANK	GAMES	SCHEDULE	OF SCHEDULE	RPI	RPI	RPI	RPI
DIV. I ONLY	10- 11	193	6-4	247	203	235	235	21	21	
DIV. I NON-CONF.	3- 7	252	0	231	94	281	281	19	19	
TOTALS	RPI 1-25	RPI 26-50	W-L RECORDS	RPI 51-100	RPI 101-150	RPI 150+				
10- 11	0- 0	0- 1	OVERALL	0- 3	2- 3	8- 4				
6- 6	0- 0	0- 1	HOME	0- 2	1- 2	5- 1				
4- 5	0- 0	0- 0	AWAY	0- 1	1- 1	3- 3				
0- 0	0- 0	0- 0	NEUTRAL	0- 0	0- 0	0- 0				
3- 7	0- 0	0- 1	NON-CONFERENCE	0- 1	2- 2	1- 3				
2- 4	0- 0	0- 1	HOME	0- 1	1- 1	1- 1				
1- 3	0- 0	0- 0	AWAY	0- 0	1- 1	0- 2				
0- 0	0- 0	0- 0	NEUTRAL	0- 0	0- 0	0- 0				
7- 4	0- 0	0- 0	CONFERENCE	0- 2	0- 1	7- 1				
4- 2	0- 0	0- 0	HOME	0- 1	0- 1	4- 0				
3- 2	0- 0	0- 0	AWAY	0- 1	0- 0	3- 1				
0- 0	0- 0	0- 0	NEUTRAL	0- 0	0- 0	0- 0				

RPI S	Opponent	Score	RPI S	Opponent	Score	RPI S	Opponent	Score	RPI S	Opponent	Score	Team's RPI: 235
47	H Rutgers	56 77	58	A Troy	68 85	112	A UAB	61 77	114	H A&M-Corpus Christi	83 82	
			64	H Alabama	62 74	124	H UT Arlington	45 68	126	H Auburn	62 82	
			99	H Coastal Caro.	62 71	144	A Tulane	62 53	164	A Louisiana	68 73	
						164	H Louisiana	78 63	165	H Miami (OH)	73 76	
						220	A Southern Miss.	55 62	249	H Appalachian St.	81 66	
						270	A ETSU	60 65	295	H Texas St.	78 76	
						297	A Ga. Southern	71 65	315	A Georgia St.	81 64	
						340	H Tennessee St.	70 48	347	A La.-Monroe	73 39	
						347	H La.-Monroe	72 63				
LAST 10 Division I												
347	A La.-Monroe	73 39	297	A Ga. Southern	71 65							
164	H Louisiana	78 63	315	A Georgia St.	81 64							
58	A Troy	68 85	347	H La.-Monroe	72 63							
295	H Texas St.	78 76	164	A Louisiana	68 73							
124	H UT Arlington	45 68	99	H Coastal Caro.	62 71							

Non-Div I Games: William Carey 68 52 Mobile 103 59

South Alabama

Loss, Non-Conf, S Site, H Home A Away N Neutral

South Carolina

Through Games Of Feb. 10, 2020

Average RPI Win:	100	WON-LOST	WINNING	LAST 10	STRENGTH OF	OPP. STRENGTH	TEAM	ADJ.	CONF.	ADJ CONF.
Average RPI Loss:	15	RECORD	PCT. RANK	GAMES	SCHEDULE	OF SCHEDULE	RPI	RPI	RPI	RPI
DIV. I ONLY	23- 1	1	10-0	12	7	1	1	4	4	
DIV. I NON-CONF.	13- 1	9	1-0	22	5	4	4	5	5	
TOTALS	RPI 1-25	RPI 26-50	W-L RECORDS	RPI 51-100	RPI 101-150	RPI 150+				
23- 1	4- 1	7- 0	OVERALL	5- 0	2- 0	5- 0				
11- 0	2- 0	6- 0	HOME	0- 0	0- 0	3- 0				
10- 0	1- 0	1- 0	AWAY	4- 0	2- 0	2- 0				
2- 1	1- 1	0- 0	NEUTRAL	1- 0	0- 0	0- 0				
13- 1	3- 1	3- 0	NON-CONFERENCE	3- 0	0- 0	4- 0				
7- 0	1- 0	3- 0	HOME	0- 0	0- 0	3- 0				
4- 0	1- 0	0- 0	AWAY	2- 0	0- 0	1- 0				
2- 1	1- 1	0- 0	NEUTRAL	1- 0	0- 0	0- 0				
10- 0	1- 0	4- 0	CONFERENCE	2- 0	2- 0	1- 0				
4- 0	1- 0	3- 0	HOME	0- 0	0- 0	0- 0				
6- 0	0- 0	1- 0	AWAY	2- 0	2- 0	1- 0				
0- 0	0- 0	0- 0	NEUTRAL	0- 0	0- 0	0- 0				

RPI	S	Opponent	Score	RPI	S	Opponent	Score	RPI	S	Opponent	Score	RPI	S	Opponent	Score
3	A	Maryland	63 54	26	H	Kentucky	99 72	62	A	Dayton	75 49	106	A	Vanderbilt	93 57
6	H	UConn	70 52	37	H	Duke	89 46	64	A	Alabama	93 78	129	A	Missouri	78 45
8	N	Baylor	74 59	38	A	Arkansas	86 65	72	A	Temple	78 71	197	A	Clemson	84 48
9	H	Mississippi St.	81 79	38	H	Arkansas	91 82	84	A	Georgia	88 53	249	H	Appalachian St.	92 50
15	N	Indiana	57 71	40	H	Purdue	85 49	94	N	Washington St.	68 53	279	A	Ole Miss	87 32
				42	H	South Dakota	73 60					322	H	Alabama St.	103 43
				48	H	Tennessee	69 48					337	H	USC Upstate	112 32
LAST 10 Division I															
				6	H	UConn	70 52					9	H	Mississippi St.	81 79
				38	A	Arkansas	86 65					129	A	Missouri	78 45
				48	H	Tennessee	69 48					106	A	Vanderbilt	93 57
				279	A	Ole Miss	87 32					38	H	Arkansas	91 82
				84	A	Georgia	88 53					64	A	Alabama	93 78

Non-Div I Games:

South Carolina

Loss, Non-Conf, S Site, H Home A Away N Neutral

Average RPI Win:	334	WON-LOST	WINNING	LAST 10	STRENGTH OF	OPP. STRENGTH	TEAM	ADJ.	CONF.	ADJ CONF.
Average RPI Loss:	237	RECORD	PCT. RANK	GAMES	SCHEDULE	OF SCHEDULE	RPI	RPI	RPI	RPI
DIV. I ONLY	3- 20	336	2-8	343	349	348	348	29	29	
DIV. I NON-CONF.	1- 12	335	0	323	346	347	347	29	29	
TOTALS	RPI 1-25	RPI 26-50	W-L RECORDS	RPI 51-100	RPI 101-150	RPI 150+				
3- 20	0- 0	0- 0	OVERALL	0- 1	0- 2	3- 17				
1- 8	0- 0	0- 0	HOME	0- 0	0- 1	1- 7				
2- 11	0- 0	0- 0	AWAY	0- 1	0- 1	2- 9				
0- 1	0- 0	0- 0	NEUTRAL	0- 0	0- 0	0- 1				
1- 12	0- 0	0- 0	NON-CONFERENCE	0- 1	0- 0	1- 11				
0- 5	0- 0	0- 0	HOME	0- 0	0- 0	0- 5				
1- 6	0- 0	0- 0	AWAY	0- 1	0- 0	1- 5				
0- 1	0- 0	0- 0	NEUTRAL	0- 0	0- 0	0- 1				
2- 8	0- 0	0- 0	CONFERENCE	0- 0	0- 2	2- 6				
1- 3	0- 0	0- 0	HOME	0- 0	0- 1	1- 2				
1- 5	0- 0	0- 0	AWAY	0- 0	0- 1	1- 4				
0- 0	0- 0	0- 0	NEUTRAL	0- 0	0- 0	0- 0				

RPI 1-25			RPI 26-50			RPI 51-100			RPI 101+			Team's RPI: 348
RPI	S	Opponent	Score	RPI	S	Opponent	Score	RPI	S	Opponent	Score	
						99 A Coastal Caro.	44 85			113 H Bethune-Cookman	55 66	
										138 A N.C. A&T	55 66	
										154 N North Ala.	46 99	
										171 A Norfolk St.	42 76	
										177 A UNLV	57 66	
										214 H North Dakota	53 95	
										216 H Radford	45 60	
										244 A UNC Asheville	51 82	
										252 A Morgan St.	47 77	
										255 H Col. of Charleston	55 76	
										256 A Howard	47 78	
										258 H Delaware St.	64 76	
										263 A UNCW	46 84	
										304 H Presbyterian	49 70	
										315 A Georgia St.	52 77	
										317 H Mercer	55 66	
										318 H UMES	60 55	
										320 A N.C. Central	49 90	
										337 A USC Upstate	47 58	
										341 A Charleston So.	81 75	
										343 A Coppin St.	71 60	
										345 H Florida A&M	39 44	
LAST 10 Division I												
						258 H Delaware St.	64 76			318 H UMES	60 55	
						138 A N.C. A&T	55 66			345 H Florida A&M	39 44	
						320 A N.C. Central	49 90			256 A Howard	47 78	
						113 H Bethune-Cookman	55 66			252 A Morgan St.	47 77	
						171 A Norfolk St.	42 76			343 A Coppin St.	71 60	

Non-Div I Games:

South Carolina St.

Loss, Non-Conf, S Site, H Home A Away N Neutral

Average RPI Win:	197	WON-LOST	WINNING	LAST 10	STRENGTH OF	OPP. STRENGTH	TEAM	ADJ.	CONF.	ADJ CONF.
Average RPI Loss:	3	RECORD	PCT. RANK	GAMES	SCHEDULE	OF SCHEDULE	RPI	RPI	RPI	RPI
DIV. I ONLY	21- 2	8	10-0	232	80	42	42	19	19	
DIV. I NON-CONF.	10- 2	29	0	86	2	20	20	18	18	
TOTALS	RPI 1-25	RPI 26-50	W-L RECORDS	RPI 51-100	RPI 101-150	RPI 150+				
21- 2	0- 2	3- 0	OVERALL	2- 0	3- 0	13- 0				
10- 1	0- 1	2- 0	HOME	1- 0	1- 0	6- 0				
9- 1	0- 1	0- 0	AWAY	1- 0	2- 0	6- 0				
2- 0	0- 0	1- 0	NEUTRAL	0- 0	0- 0	1- 0				
10- 2	0- 2	3- 0	NON-CONFERENCE	1- 0	3- 0	3- 0				
5- 1	0- 1	2- 0	HOME	0- 0	1- 0	2- 0				
3- 1	0- 1	0- 0	AWAY	1- 0	2- 0	0- 0				
2- 0	0- 0	1- 0	NEUTRAL	0- 0	0- 0	1- 0				
11- 0	0- 0	0- 0	CONFERENCE	1- 0	0- 0	10- 0				
5- 0	0- 0	0- 0	HOME	1- 0	0- 0	4- 0				
6- 0	0- 0	0- 0	AWAY	0- 0	0- 0	6- 0				
0- 0	0- 0	0- 0	NEUTRAL	0- 0	0- 0	0- 0				

RPI 1-25				RPI 26-50				Team's RPI: 42				RPI 51-100				RPI 101+			
RPI	S	Opponent	Score	RPI	S	Opponent	Score	RPI	S	Opponent	Score	RPI	S	Opponent	Score	RPI	S	Opponent	Score
1	A	South Carolina	60 73	27	N	Ohio St.	68 53	63	H	South Dakota St.	83 48	129	H	Missouri	72 56				
4	H	Missouri St.	66 74	29	H	Drake	102 94	92	A	Utah	84 81	139	A	Green Bay	66 60				
				35	H	Creighton	72 65					146	A	Northeastern	80 76				
												173	N	Northern Ill.	91 48				
												175	H	Montana	96 64				
												209	H	Oral Roberts	79 56				
												210	A	Western Ill.	96 65				
												214	A	North Dakota	93 46				
												291	A	North Dakota St.	80 36				
												292	A	Denver	92 60				
												292	H	Denver	104 61				
												303	A	Omaha	71 39				
												303	H	Omaha	77 44				
												331	A	Purdue Fort Wayne	62 41				
												331	H	Purdue Fort Wayne	79 25				
												343	H	Coppin St.	82 44				
LAST 10 Division I																			
				214	A	North Dakota	93 46					63	H	South Dakota St.	83 48				
				292	A	Denver	92 60					291	A	North Dakota St.	80 36				
				303	A	Omaha	71 39					303	H	Omaha	77 44				
				209	H	Oral Roberts	79 56					292	H	Denver	104 61				
				331	H	Purdue Fort Wayne	79 25					331	A	Purdue Fort Wayne	62 41				

Non-Div I Games: Mt. Marty 110 39

South Dakota

Season Summary Data				Through Games of Feb. 10, 1910						
Average RPI Win:	221	WON-LOST	WINNING	LAST 10	STRENGTH OF	OPP. STRENGTH	TEAM	ADJ.	CONF.	ADJ CONF.
Average RPI Loss:	27	RECORD	PCT. RANK	GAMES	SCHEDULE	OF SCHEDULE	RPI	RPI	RPI	RPI
DIV. I ONLY	17- 7	58	9-1	125	100	63	63	19	19	
DIV. I NON-CONF.	7- 6	161	0	40	6	72	72	18	18	
TOTALS	RPI 1-25		RPI 26-50	W-L RECORDS	RPI 51-100		RPI 101-150		RPI 150+	
17- 7	0- 3		0- 4	OVERALL	2- 0		2- 0		13- 0	
9- 2	0- 1		0- 1	HOME	1- 0		0- 0		8- 0	
6- 4	0- 1		0- 3	AWAY	0- 0		1- 0		5- 0	
2- 1	0- 1		0- 0	NEUTRAL	1- 0		1- 0		0- 0	
7- 6	0- 3		0- 3	NON-CONFERENCE	2- 0		2- 0		3- 0	
4- 2	0- 1		0- 1	HOME	1- 0		0- 0		3- 0	
1- 3	0- 1		0- 2	AWAY	0- 0		1- 0		0- 0	
2- 1	0- 1		0- 0	NEUTRAL	1- 0		1- 0		0- 0	
10- 1	0- 0		0- 1	CONFERENCE	0- 0		0- 0		10- 0	
5- 0	0- 0		0- 0	HOME	0- 0		0- 0		5- 0	
5- 1	0- 0		0- 1	AWAY	0- 0		0- 0		5- 0	
0- 0	0- 0		0- 0	NEUTRAL	0- 0		0- 0		0- 0	

RPI 1-25					
RPI	S	Opponent	Score		
2	A	Oregon	56	95	
18	H	Central Mich.	74	79	
25	N	FGCU	70	71	

RPI 26-50					
RPI	S	Opponent	Score		
29	A	Drake	67	74	
35	A	Creighton	48	61	
36	H	Marquette	58	65	
42	A	South Dakota	48	83	

RPI 51-100					
RPI	S	Opponent	Score		
67	N	South Fla.	61	50	
91	H	Montana St.	60	50	

Team's RPI: 63					
RPI	S	Opponent	Score		
104	N	Notre Dame	65	59	
139	A	Green Bay	60	55	
204	H	Wyoming	67	40	
209	A	Oral Roberts	76	61	
209	H	Oral Roberts	58	44	
210	A	Western Ill.	89	48	
210	H	Western Ill.	75	45	
214	H	North Dakota	99	64	
233	H	Chattanooga	71	56	
291	H	North Dakota St.	60	52	
292	A	Denver	86	79	
303	A	Omaha	68	51	
303	H	Omaha	69	59	
331	A	Purdue Fort Wayne	100	69	
343	H	Coppin St.	94	41	

LAST 10 Division I					
303	H	Omaha	69	59	
209	A	Oral Roberts	76	61	
210	A	Western Ill.	89	48	
291	H	North Dakota St.	60	52	
42	A	South Dakota	48	83	
214	H	North Dakota	99	64	
331	A	Purdue Fort Wayne	100	69	
292	A	Denver	86	79	
210	H	Western Ill.	75	45	
209	H	Oral Roberts	58	44	

Non-Div I Games:	Dakota Wesleyan	77	46
------------------	-----------------	----	----

South Dakota St.

■ Loss, ■ Non-Conf, S Site, H Home A Away N Neutral

Average RPI Win:	168	WON-LOST	WINNING	LAST 10	STRENGTH OF	OPP. STRENGTH	TEAM	ADJ.	CONF.	ADJ CONF.
Average RPI Loss:	66	RECORD	PCT. RANK	GAMES	SCHEDULE	OF SCHEDULE	RPI	RPI	RPI	RPI
DIV. I ONLY	14- 9	105	7-3	31	99	67	67	9	9	
DIV. I NON-CONF.	8- 6	138	1-0	25	164	94	94	9	9	
<hr/>										
TOTALS	RPI 1-25	RPI 26-50	W-L RECORDS	RPI 51-100	RPI 101-150	RPI 150+				
14- 9	0- 3	1- 0	OVERALL	2- 4	4- 1	7- 1				
12- 1	0- 0	1- 0	HOME	2- 1	3- 0	6- 0				
2- 4	0- 1	0- 0	AWAY	0- 2	1- 0	1- 1				
0- 4	0- 2	0- 0	NEUTRAL	0- 1	0- 1	0- 0				
8- 6	0- 3	1- 0	NON-CONFERENCE	0- 1	2- 1	5- 1				
8- 0	0- 0	1- 0	HOME	0- 0	2- 0	5- 0				
0- 2	0- 1	0- 0	AWAY	0- 0	0- 0	0- 1				
0- 4	0- 2	0- 0	NEUTRAL	0- 1	0- 1	0- 0				
6- 3	0- 0	0- 0	CONFERENCE	2- 3	2- 0	2- 0				
4- 1	0- 0	0- 0	HOME	2- 1	1- 0	1- 0				
2- 2	0- 0	0- 0	AWAY	0- 2	1- 0	1- 0				
0- 0	0- 0	0- 0	NEUTRAL	0- 0	0- 0	0- 0				

RPI 1-25				RPI 26-50				RPI 51-100 Team's RPI: 67				RPI 101+			
RPI	S	Opponent	Score	RPI	S	Opponent	Score	RPI	S	Opponent	Score	RPI	S	Opponent	Score
8	A	Baylor	46 58	31	H	Texas	64 57	53	H	UCF	57 64	104	N	Notre Dame	51 67
9	N	Mississippi St.	61 86					63	N	South Dakota St.	50 61	115	H	VCU	77 55
25	N	FGCU	77 81					72	A	Temple	66 69	122	H	Idaho	67 64
								72	H	Temple	99 51	144	H	Tulane	63 56
								80	A	Cincinnati	55 60	148	A	Wichita St.	56 50
								80	H	Cincinnati	76 68	156	H	Houston	74 45
												177	A	UNLV	51 61
												196	H	Jacksonville	70 39
												211	H	Brown	70 60
												246	A	Tulsa	68 52
												250	H	Saint Francis (PA)	62 23
												256	H	Howard	82 53
												322	H	Alabama St.	80 29
<hr/>															
LAST 10 Division I															
72	H	Temple	99 51	53	H	UCF	57 64								
80	A	Cincinnati	55 60	72	A	Temple	66 69								
156	H	Houston	74 45	246	A	Tulsa	68 52								
144	H	Tulane	63 56	80	H	Cincinnati	76 68								
148	A	Wichita St.	56 50	211	H	Brown	70 60								

Non-Div I Games:

South Fla.

■ Loss,
 ■ Non-Conf,
 ■ S Site,
 ■ H Home
 ■ A Away
 N Neutral

Average RPI Win:	253	WON-LOST	WINNING	LAST 10	STRENGTH OF	OPP. STRENGTH	TEAM	ADJ.	CONF.	ADJ CONF.
Average RPI Loss:	152	RECORD	PCT. RANK	GAMES	SCHEDULE	OF SCHEDULE	RPI	RPI	RPI	RPI
DIV. I ONLY	16- 5	40	9-1	330	248	128	128	20	20	
DIV. I NON-CONF.	6- 3	90	0	342	180	167	167	24	24	
TOTALS	RPI 1-25	RPI 26-50	W-L RECORDS	RPI 51-100	RPI 101-150	RPI 150+				
16- 5	0- 0	0- 0	OVERALL	1- 2	0- 0	15- 3				
7- 1	0- 0	0- 0	HOME	1- 1	0- 0	6- 0				
9- 4	0- 0	0- 0	AWAY	0- 1	0- 0	9- 3				
0- 0	0- 0	0- 0	NEUTRAL	0- 0	0- 0	0- 0				
6- 3	0- 0	0- 0	NON-CONFERENCE	1- 1	0- 0	5- 2				
2- 0	0- 0	0- 0	HOME	1- 0	0- 0	1- 0				
4- 3	0- 0	0- 0	AWAY	0- 1	0- 0	4- 2				
0- 0	0- 0	0- 0	NEUTRAL	0- 0	0- 0	0- 0				
10- 2	0- 0	0- 0	CONFERENCE	0- 1	0- 0	10- 1				
5- 1	0- 0	0- 0	HOME	0- 1	0- 0	5- 0				
5- 1	0- 0	0- 0	AWAY	0- 0	0- 0	5- 1				
0- 0	0- 0	0- 0	NEUTRAL	0- 0	0- 0	0- 0				

RPI 1-25				RPI 26-50				RPI 51-100				RPI 101+ Team's RPI: 128			
RPI	S	Opponent	Score	RPI	S	Opponent	Score	RPI	S	Opponent	Score	RPI	S	Opponent	Score
								56	H	Belmont	45 57	162	H	Tennessee Tech	87 72
								85	H	Southern Ill.	79 65	163	A	Eastern Mich.	64 69
								90	A	Saint Louis	61 76	192	A	Austin Peay	79 66
												192	H	Austin Peay	81 43
												210	A	Western Ill.	91 97
												224	A	Eastern Ill.	77 65
												239	A	Arkansas St.	79 67
												240	A	Murray St.	62 70
												240	H	Murray St.	88 73
												248	A	Morehead St.	67 61
												271	A	Eastern Ky.	60 44
												279	A	Ole Miss	70 53
												283	A	Indiana St.	68 58
												298	H	Jacksonville St.	79 52
												327	H	Evansville	83 60
												331	A	Purdue Fort Wayne	58 48
												338	A	SIUE	66 56
												340	H	Tennessee St.	83 54
LAST 10 Division I															
				162	H	Tennessee Tech	87 72					338	A	SIUE	66 56
				298	H	Jacksonville St.	79 52					240	H	Murray St.	88 73
				271	A	Eastern Ky.	60 44					192	H	Austin Peay	81 43
				248	A	Morehead St.	67 61					340	H	Tennessee St.	83 54
				224	A	Eastern Ill.	77 65					56	H	Belmont	45 57

Non-Div I Games: Harris-Stowe 106 64 Mo.-St. Louis 70 56

Southeast Mo. St.

Loss, Non-Conf, S Site, H Home A Away N Neutral

Average RPI Win:	252	WON-LOST	WINNING	LAST 10	STRENGTH OF	OPP. STRENGTH	TEAM	ADJ.	CONF.	ADJ CONF.
Average RPI Loss:	161	RECORD	PCT. RANK	GAMES	SCHEDULE	OF SCHEDULE	RPI	RPI	RPI	RPI
DIV. I ONLY	9- 11	215	6-4	242	272	221	221	23	23	
DIV. I NON-CONF.	2- 6	279	0	185	204	238	238	21	21	
TOTALS	RPI 1-25	RPI 26-50	W-L RECORDS	RPI 51-100	RPI 101-150	RPI 150+				
9- 11	0- 1	0- 0	OVERALL	0- 1	1- 2	8- 7				
5- 3	0- 0	0- 0	HOME	0- 0	1- 0	4- 3				
4- 8	0- 1	0- 0	AWAY	0- 1	0- 2	4- 4				
0- 0	0- 0	0- 0	NEUTRAL	0- 0	0- 0	0- 0				
2- 6	0- 1	0- 0	NON-CONFERENCE	0- 1	0- 0	2- 4				
1- 0	0- 0	0- 0	HOME	0- 0	0- 0	1- 0				
1- 6	0- 1	0- 0	AWAY	0- 1	0- 0	1- 4				
0- 0	0- 0	0- 0	NEUTRAL	0- 0	0- 0	0- 0				
7- 5	0- 0	0- 0	CONFERENCE	0- 0	1- 2	6- 3				
4- 3	0- 0	0- 0	HOME	0- 0	1- 0	3- 3				
3- 2	0- 0	0- 0	AWAY	0- 0	0- 2	3- 0				
0- 0	0- 0	0- 0	NEUTRAL	0- 0	0- 0	0- 0				

RPI 1-25				RPI 26-50				RPI 51-100				RPI 101+ Team's RPI: 221			
RPI	S	Opponent	Score	RPI	S	Opponent	Score	RPI	S	Opponent	Score	RPI	S	Opponent	Score
24	A	LSU	52 62					64	A	Alabama	50 87	103	A	SFA	51 77
												108	A	Abilene Christian	53 61
												114	H	A&M-Corpus Christi	48 44
												152	H	Jackson St.	63 59
												156	A	Houston	65 78
												164	A	Louisiana	50 60
												166	H	New Orleans	73 57
												169	H	Sam Houston St.	69 84
												215	H	Central Ark.	63 42
												220	A	Southern Miss.	54 62
												230	H	Lamar University	57 65
												241	A	Louisiana Tech	78 92
												285	H	Incarnate Word	58 44
												294	H	Nicholls St.	65 67
												323	A	Houston Baptist	69 59
												332	A	Northwestern St.	72 56
												334	A	McNeese	74 67
												347	A	La.-Monroe	65 52
LAST 10 Division I															
285	H	Incarnate Word	58 44	108	A	Abilene Christian	53 61								
166	H	New Orleans	73 57	294	H	Nicholls St.	65 67								
215	H	Central Ark.	63 42	169	H	Sam Houston St.	69 84								
332	A	Northwestern St.	72 56	114	H	A&M-Corpus Christi	48 44								
334	A	McNeese	74 67	103	A	SFA	51 77								

Non-Div I Games: LSU-Alexandria 89 67

Southeastern La.

■ Loss,
 ■ Non-Conf, S Site,
 ■ Home
 ■ Away
 N Neutral

Southern California

Through Games Of Feb. 10, 2020

Average RPI Win:	173	WON-LOST	WINNING	LAST 10	STRENGTH OF	OPP. STRENGTH	TEAM	ADJ.	CONF.	ADJ CONF.
Average RPI Loss:	58	RECORD	PCT. RANK	GAMES	SCHEDULE	OF SCHEDULE	RPI	RPI	RPI	RPI
DIV. I ONLY	12- 11	164	4-6	36	46	83	83	1	1	
DIV. I NON-CONF.	8- 3	68	0	209	154	107	107	1	1	
TOTALS	RPI 1-25	RPI 26-50	W-L RECORDS	RPI 51-100	RPI 101-150	RPI 150+				
12- 11	1- 5	0- 2	OVERALL	3- 3	2- 0	6- 1				
8- 3	1- 2	0- 1	HOME	2- 0	1- 0	4- 0				
3- 7	0- 3	0- 1	AWAY	0- 2	1- 0	2- 1				
1- 1	0- 0	0- 0	NEUTRAL	1- 1	0- 0	0- 0				
8- 3	0- 1	0- 0	NON-CONFERENCE	2- 1	0- 0	6- 1				
5- 1	0- 1	0- 0	HOME	1- 0	0- 0	4- 0				
2- 1	0- 0	0- 0	AWAY	0- 0	0- 0	2- 1				
1- 1	0- 0	0- 0	NEUTRAL	1- 1	0- 0	0- 0				
4- 8	1- 4	0- 2	CONFERENCE	1- 2	2- 0	0- 0				
3- 2	1- 1	0- 1	HOME	1- 0	1- 0	0- 0				
1- 6	0- 3	0- 1	AWAY	0- 2	1- 0	0- 0				
0- 0	0- 0	0- 0	NEUTRAL	0- 0	0- 0	0- 0				

RPI 1-25				RPI 26-50				RPI 51-100 Team's RPI: 83				RPI 101+			
RPI	S	Opponent	Score	RPI	S	Opponent	Score	RPI	S	Opponent	Score	RPI	S	Opponent	Score
5	A	UCLA	59 83	28	A	Arizona St.	75 76	51	H	Virginia	59 49	134	H	Washington	81 78
5	H	UCLA	70 68	28	H	Arizona St.	54 63	64	N	Alabama	60 57	140	A	California	75 67
10	A	Stanford	59 79					66	A	Colorado	53 66	177	H	UNLV	75 54
17	H	Texas A&M	64 74					74	N	Nebraska	54 67	259	H	Nevada	50 47
21	A	Arizona	57 73					92	A	Utah	65 67	267	H	Long Beach St.	57 40
21	H	Arizona	57 65					94	H	Washington St.	74 63	273	A	UC Santa Barbara	46 57
												288	A	UC Riverside	76 59
												289	A	CSUN	69 53
												307	H	UTRGV	80 43
LAST 10 Division I															
10	A	Stanford	59 79	94	H	Washington St.	74 63								
140	A	California	75 67	5	H	UCLA	70 68								
21	A	Arizona	57 73	92	A	Utah	65 67								
28	A	Arizona St.	75 76	66	A	Colorado	53 66								
134	H	Washington	81 78	28	H	Arizona St.	54 63								

Non-Div I Games:

Southern California

■ Loss,
 ■ Non-Conf,
 ■ S Site,
 ■ H Home
 ■ A Away
 N Neutral

Average RPI Win:	176	WON-LOST	WINNING	LAST 10	STRENGTH OF	OPP. STRENGTH	TEAM	ADJ.	CONF.	ADJ CONF.
Average RPI Loss:	79	RECORD	PCT. RANK	GAMES	SCHEDULE	OF SCHEDULE	RPI	RPI	RPI	RPI
DIV. I ONLY	13- 9	112	4-6	73	121	85	85	7	7	
DIV. I NON-CONF.	8- 3	68	0	105	278	59	59	7	7	
TOTALS	RPI 1-25	RPI 26-50	W-L RECORDS	RPI 51-100	RPI 101-150	RPI 150+				
13- 9	1- 0	1- 4	OVERALL	2- 2	0- 2	9- 1				
6- 4	1- 0	1- 2	HOME	2- 1	0- 0	2- 1				
6- 5	0- 0	0- 2	AWAY	0- 1	0- 2	6- 0				
1- 0	0- 0	0- 0	NEUTRAL	0- 0	0- 0	1- 0				
8- 3	0- 0	0- 0	NON-CONFERENCE	2- 1	0- 1	6- 1				
4- 1	0- 0	0- 0	HOME	2- 0	0- 0	2- 1				
3- 2	0- 0	0- 0	AWAY	0- 1	0- 1	3- 0				
1- 0	0- 0	0- 0	NEUTRAL	0- 0	0- 0	1- 0				
5- 6	1- 0	1- 4	CONFERENCE	0- 1	0- 1	3- 0				
2- 3	1- 0	1- 2	HOME	0- 1	0- 0	0- 0				
3- 3	0- 0	0- 2	AWAY	0- 0	0- 1	3- 0				
0- 0	0- 0	0- 0	NEUTRAL	0- 0	0- 0	0- 0				

RPI 1-25				RPI 26-50				RPI 51-100				Team's RPI: 85	RPI 101+			
RPI	S	Opponent	Score	RPI	S	Opponent	Score	RPI	S	Opponent	Score		RPI	S	Opponent	Score
4	H	Missouri St.	70 68	29	A	Drake	76 91	54	A	IUPUI	78 81		128	A	Southeast Mo. St.	65 79
				29	H	Drake	65 73	68	H	UT Martin	70 59		136	A	Loyola Chicago	49 51
				43	H	Bradley	64 50	78	H	Illinois St.	54 62		162	H	Tennessee Tech	76 65
				46	A	UNI	66 71	90	H	Saint Louis	61 53		163	A	Eastern Mich.	85 54
				46	H	UNI	57 60						168	H	Memphis	66 70
													173	A	Northern Ill.	80 61
													184	A	Valparaiso	67 51
													210	N	Western Ill.	79 65
													240	H	Murray St.	76 66
													283	A	Indiana St.	78 55
													327	A	Evansville	70 57
													338	A	SIUE	103 67
LAST 10 Division I																
				46	A	UNI	66 71						327	A	Evansville	70 57
				29	A	Drake	76 91						4	H	Missouri St.	70 68
				43	H	Bradley	64 50						29	H	Drake	65 73
				78	H	Illinois St.	54 62						46	H	UNI	57 60
				283	A	Indiana St.	78 55						136	A	Loyola Chicago	49 51

Non-Div I Games:

Southern Ill.

■ Loss,
 ■ Non-Conf,
 ■ S Site,
 ■ H Home
 ■ A Away
 N Neutral

Average RPI Win:	261	WON-LOST	WINNING	LAST 10	STRENGTH OF	OPP. STRENGTH	TEAM	ADJ.	CONF.	ADJ CONF.
Average RPI Loss:	106	RECORD	PCT. RANK	GAMES	SCHEDULE	OF SCHEDULE	RPI	RPI	RPI	RPI
DIV. I ONLY	9- 11	215	2-8	147	172	220	220	13	13	
DIV. I NON-CONF.	6- 3	90	0	271	271	171	171	14	14	
TOTALS	RPI 1-25	RPI 26-50	W-L RECORDS	RPI 51-100	RPI 101-150	RPI 150+				
9- 11	0- 1	0- 2	OVERALL	0- 3	1- 2	8- 3				
7- 6	0- 0	0- 1	HOME	0- 1	1- 2	6- 2				
2- 5	0- 1	0- 1	AWAY	0- 2	0- 0	2- 1				
0- 0	0- 0	0- 0	NEUTRAL	0- 0	0- 0	0- 0				
6- 3	0- 1	0- 0	NON-CONFERENCE	0- 0	1- 1	5- 1				
5- 1	0- 0	0- 0	HOME	0- 0	1- 1	4- 0				
1- 2	0- 1	0- 0	AWAY	0- 0	0- 0	1- 1				
0- 0	0- 0	0- 0	NEUTRAL	0- 0	0- 0	0- 0				
3- 8	0- 0	0- 2	CONFERENCE	0- 3	0- 1	3- 2				
2- 5	0- 0	0- 1	HOME	0- 1	0- 1	2- 2				
1- 3	0- 0	0- 1	AWAY	0- 2	0- 0	1- 0				
0- 0	0- 0	0- 0	NEUTRAL	0- 0	0- 0	0- 0				

RPI 1-25				RPI 26-50				RPI 51-100				RPI 101+				Team's RPI: 220	
RPI	S	Opponent	Score	RPI	S	Opponent	Score	RPI	S	Opponent	Score	RPI	S	Opponent	Score		
9	A	Mississippi St.	58 91	30	H	Western Ky.	65 81	60	H	Middle Tenn.	69 77	112	H	UAB	68 74		
				33	A	Old Dominion	50 67	77	A	Charlotte	59 63	115	H	VCU	51 39		
								87	A	Rice	64 75	144	H	Tulane	58 62		
												156	A	Houston	60 75		
												218	H	UTEP	72 89		
												221	H	Southeastern La.	62 54		
												235	H	South Alabama	62 55		
												241	H	Louisiana Tech	66 60		
												245	H	Marshall	65 80		
												262	A	North Texas	65 57		
												279	H	Ole Miss	59 53		
												299	H	UTSA	82 65		
												347	A	La.-Monroe	57 42		
												351	H	Mississippi Val.	84 80		
LAST 10 Division I																	
				30	H	Western Ky.	65 81					112	H	UAB	68 74		
				245	H	Marshall	65 80					87	A	Rice	64 75		
				77	A	Charlotte	59 63					262	A	North Texas	65 57		
				33	A	Old Dominion	50 67					299	H	UTSA	82 65		
				60	H	Middle Tenn.	69 77					218	H	UTEP	72 89		

Non-Div I Games: Faulkner 71 59 William Carey 77 47

Southern Miss.

Loss, Non-Conf, S Site, H Home A Away N Neutral

Average RPI Win: 323	WON-LOST	WINNING	LAST 10	STRENGTH OF	OPP. STRENGTH	TEAM	ADJ.	CONF.	ADJ CONF.
Average RPI Loss: 104	RECORD	PCT. RANK	GAMES	SCHEDULE	OF SCHEDULE	RPI	RPI	RPI	RPI
DIV. I ONLY	8- 12	238	8-2	272	238	237	237	32	32
DIV. I NON-CONF.	0- 9	338	0	58	11	280	280	31	31
TOTALS	RPI 1-25	RPI 26-50	W-L RECORDS	RPI 51-100	RPI 101-150	RPI 150+			
8- 12	0- 0	0- 4	OVERALL	0- 3	0- 2	8- 3			
4- 1	0- 0	0- 0	HOME	0- 0	0- 0	4- 1			
4- 9	0- 0	0- 4	AWAY	0- 2	0- 2	4- 1			
0- 2	0- 0	0- 0	NEUTRAL	0- 1	0- 0	0- 1			
0- 9	0- 0	0- 4	NON-CONFERENCE	0- 3	0- 1	0- 1			
0- 0	0- 0	0- 0	HOME	0- 0	0- 0	0- 0			
0- 7	0- 0	0- 4	AWAY	0- 2	0- 1	0- 0			
0- 2	0- 0	0- 0	NEUTRAL	0- 1	0- 0	0- 1			
8- 3	0- 0	0- 0	CONFERENCE	0- 0	0- 1	8- 2			
4- 1	0- 0	0- 0	HOME	0- 0	0- 0	4- 1			
4- 2	0- 0	0- 0	AWAY	0- 0	0- 1	4- 1			
0- 0	0- 0	0- 0	NEUTRAL	0- 0	0- 0	0- 0			

RPI 1-25				RPI 26-50				RPI 51-100				RPI 101+				Team's RPI: 237	
RPI	S	Opponent	Score	RPI	S	Opponent	Score	RPI	S	Opponent	Score	RPI	S	Opponent	Score		
				31	A	Texas	39 93	74	A	Nebraska	39 73	109	A	Texas Southern	56 61		
				47	A	Rutgers	58 78	94	N	Washington St.	54 69	148	A	Wichita St.	63 69		
				49	A	Iowa St.	36 69	97	A	Fordham	52 65	152	A	Jackson St.	57 60		
				50	A	Oklahoma St.	59 72					152	H	Jackson St.	51 72		
												244	N	UNC Asheville	34 53		
												272	H	Alabama A&M	55 46		
												287	A	Prairie View	68 48		
												322	H	Alabama St.	69 47		
												328	H	Alcorn	74 57		
												333	A	Ark.-Pine Bluff	70 43		
												346	A	Grambling	70 51		
												346	H	Grambling	81 57		
												351	A	Mississippi Val.	84 54		
LAST 10 Division I																	
				152	A	Jackson St.	57 60	351	A	Mississippi Val.	84 54						
				346	A	Grambling	70 51	333	A	Ark.-Pine Bluff	70 43						
				328	H	Alcorn	74 57	152	H	Jackson St.	51 72						
				272	H	Alabama A&M	55 46	346	H	Grambling	81 57						
				322	H	Alabama St.	69 47	287	A	Prairie View	68 48						

Non-Div I Games: Tougaloo 100 39 Wiley 78 55

Southern U.

Southern Utah

Through Games Of Feb. 10, 2020

Average RPI Win:	249	WON-LOST	WINNING	LAST 10	STRENGTH OF	OPP. STRENGTH	TEAM	ADJ.	CONF.	ADJ CONF.
Average RPI Loss:	180	RECORD	PCT. RANK	GAMES	SCHEDULE	OF SCHEDULE	RPI	RPI	RPI	RPI
DIV. I ONLY	12- 9	126	5-5	253	268	167	167	18	18	
DIV. I NON-CONF.	6- 3	90	0	240	303	120	120	17	17	
TOTALS	RPI 1-25	RPI 26-50	W-L RECORDS	RPI 51-100	RPI 101-150	RPI 150+				
12- 9	0- 1	0- 0	OVERALL	0- 1	0- 1	12- 6				
8- 1	0- 0	0- 0	HOME	0- 0	0- 1	8- 0				
4- 8	0- 1	0- 0	AWAY	0- 1	0- 0	4- 6				
0- 0	0- 0	0- 0	NEUTRAL	0- 0	0- 0	0- 0				
6- 3	0- 1	0- 0	NON-CONFERENCE	0- 0	0- 0	6- 2				
5- 0	0- 0	0- 0	HOME	0- 0	0- 0	5- 0				
1- 3	0- 1	0- 0	AWAY	0- 0	0- 0	1- 2				
0- 0	0- 0	0- 0	NEUTRAL	0- 0	0- 0	0- 0				
6- 6	0- 0	0- 0	CONFERENCE	0- 1	0- 1	6- 4				
3- 1	0- 0	0- 0	HOME	0- 0	0- 1	3- 0				
3- 5	0- 0	0- 0	AWAY	0- 1	0- 0	3- 4				
0- 0	0- 0	0- 0	NEUTRAL	0- 0	0- 0	0- 0				

RPI 1-25			RPI 26-50			RPI 51-100			RPI 101+ Team's RPI: 167		
RPI	S	Opponent	Score	RPI	S	Opponent	Score	RPI	S	Opponent	Score
14	A	Oregon St.	45 95					91	A	Montana St.	65 91
								122	H	Idaho	56 71
								175	A	Montana	74 81
								177	H	UNLV	72 68
								185	A	Northern Ariz.	76 84
								199	A	Idaho St.	54 73
								199	H	Idaho St.	72 65
								207	A	Portland St.	81 72
								207	H	Portland St.	71 58
								209	H	Oral Roberts	72 58
								213	A	Northern Colo.	68 55
								234	H	Cal St. Fullerton	79 63
								238	A	Grand Canyon	65 69
								288	H	UC Riverside	79 68
								292	A	Denver	73 81
								302	H	UC Irvine	82 68
								306	H	Eastern Wash.	71 50
								308	A	Sacramento St.	82 87
								319	A	Weber St.	87 71
								324	A	Utah Valley	71 58
LAST 10 Division I											
207	A	Portland St.	81 72	306	H	Eastern Wash.	71 50				
213	A	Northern Colo.	68 55	308	A	Sacramento St.	82 87				
199	A	Idaho St.	54 73	185	A	Northern Ariz.	76 84				
319	A	Weber St.	87 71	199	H	Idaho St.	72 65				
122	H	Idaho	56 71	91	A	Montana St.	65 91				

Non-Div I Games:

Southern Utah

■ Loss,
 ■ Non-Conf,
 ■ S Site,
 ■ Home
 ■ A Away
 N Neutral

Average RPI Win:	197	WON-LOST	WINNING	LAST 10	STRENGTH OF	OPP. STRENGTH	TEAM	ADJ.	CONF.	ADJ CONF.
Average RPI Loss:	149	RECORD	PCT. RANK	GAMES	SCHEDULE	OF SCHEDULE	RPI	RPI	RPI	RPI
DIV. I ONLY	7- 17	287	4-6	152	161	282	282	12	12	
DIV. I NON-CONF.	3- 10	282	0	171	262	302	302	12	12	
TOTALS	RPI 1-25	RPI 26-50	W-L RECORDS	RPI 51-100	RPI 101-150	RPI 150+				
7- 17	0- 0	0- 0	OVERALL	0- 4	2- 6	5- 7				
6- 7	0- 0	0- 0	HOME	0- 1	2- 3	4- 3				
0- 9	0- 0	0- 0	AWAY	0- 3	0- 3	0- 3				
1- 1	0- 0	0- 0	NEUTRAL	0- 0	0- 0	1- 1				
3- 10	0- 0	0- 0	NON-CONFERENCE	0- 2	0- 3	3- 5				
2- 5	0- 0	0- 0	HOME	0- 1	0- 2	2- 2				
0- 4	0- 0	0- 0	AWAY	0- 1	0- 1	0- 2				
1- 1	0- 0	0- 0	NEUTRAL	0- 0	0- 0	1- 1				
4- 7	0- 0	0- 0	CONFERENCE	0- 2	2- 3	2- 2				
4- 2	0- 0	0- 0	HOME	0- 0	2- 1	2- 1				
0- 5	0- 0	0- 0	AWAY	0- 2	0- 2	0- 1				
0- 0	0- 0	0- 0	NEUTRAL	0- 0	0- 0	0- 0				

RPI S	Opponent	Score	RPI S	Opponent	Score	RPI S	Opponent	Score	RPI S	Opponent	Score	Team's RPI: 282
						61	H St. John's (NY)	56 68	102	A Duquesne	39 58	
						71	A Bucknell	60 68	107	H Buffalo	36 46	
						90	A Saint Louis	51 72	110	A Kent St.	58 81	
						97	A Fordham	53 79	120	H Davidson	68 56	
									131	A Richmond	59 63	
									132	H Cornell	42 70	
									135	H George Washington	59 55	
									149	H Massachusetts	52 62	
									155	N Saint Mary's (CA)	57 72	
									157	N Wright St.	57 56	
									189	H Rhode Island	64 59	
									190	H Akron	54 63	
									191	H Cleveland St.	62 65	
									193	A Binghamton	67 78	
									206	A La Salle	61 67	
									212	H Saint Joseph's	60 61	
									227	H George Mason	62 47	
									269	H Niagara	71 67	
									281	H Oakland	80 66	
									339	A Canisius	82 84	
LAST 10 Division I												
			120	H Davidson	68 56		212	H Saint Joseph's	60 61			
			135	H George Washington	59 55		206	A La Salle	61 67			
			131	A Richmond	59 63		90	A Saint Louis	51 72			
			102	A Duquesne	39 58		227	H George Mason	62 47			
			189	H Rhode Island	64 59		149	H Massachusetts	52 62			

Non-Div I Games:

St. Bonaventure

St. Francis Brooklyn

Through Games Of Feb. 10, 2020

Average RPI Win:	300	WON-LOST	WINNING	LAST 10	STRENGTH OF	OPP. STRENGTH	TEAM	ADJ.	CONF.	ADJ CONF.
Average RPI Loss:	190	RECORD	PCT. RANK	GAMES	SCHEDULE	OF SCHEDULE	RPI	RPI	RPI	RPI
DIV. I ONLY	5- 17	310	1-9	213	329	313	313	30	30	
DIV. I NON-CONF.	3- 7	252	0	169	226	252	252	30	30	
TOTALS	RPI 1-25	RPI 26-50	W-L RECORDS	RPI 51-100	RPI 101-150	RPI 150+				
5- 17	0- 1	0- 1	OVERALL	0- 2	0- 3	5- 10				
4- 5	0- 0	0- 0	HOME	0- 1	0- 1	4- 3				
1- 10	0- 1	0- 1	AWAY	0- 1	0- 1	1- 6				
0- 2	0- 0	0- 0	NEUTRAL	0- 0	0- 1	0- 1				
3- 7	0- 1	0- 1	NON-CONFERENCE	0- 2	0- 1	3- 2				
2- 1	0- 0	0- 0	HOME	0- 1	0- 0	2- 0				
1- 4	0- 1	0- 1	AWAY	0- 1	0- 0	1- 1				
0- 2	0- 0	0- 0	NEUTRAL	0- 0	0- 1	0- 1				
2- 10	0- 0	0- 0	CONFERENCE	0- 0	0- 2	2- 8				
2- 4	0- 0	0- 0	HOME	0- 0	0- 1	2- 3				
0- 6	0- 0	0- 0	AWAY	0- 0	0- 1	0- 5				
0- 0	0- 0	0- 0	NEUTRAL	0- 0	0- 0	0- 0				

RPI 1-25				RPI 26-50				RPI 51-100				RPI 101+ Team's RPI: 313			
RPI	S	Opponent	Score	RPI	S	Opponent	Score	RPI	S	Opponent	Score	RPI	S	Opponent	Score
20	A	Princeton	44 76	36	A	Marquette	71 92	75	H	Stony Brook	73 86	105	N	Pacific	62 71
								76	A	Boston College	69 106	141	A	Robert Morris	44 69
												141	H	Robert Morris	59 70
												200	A	Merrimack	54 80
												201	A	Mt. St. Mary's	60 69
												201	H	Mt. St. Mary's	62 67
												250	A	Saint Francis (PA)	72 82
												250	H	Saint Francis (PA)	59 67
												254	H	Loyola Maryland	89 78
												276	A	Wagner	66 74
												297	N	Ga. Southern	47 78
												300	H	Army West Point	70 64
												301	H	Sacred Heart	71 70
												309	A	Albany (NY)	49 41
												314	A	Bryant	59 78
												325	H	Fairleigh Dickinson	57 62
												329	A	NJIT	69 88
												335	H	LIU Brooklyn	88 63
LAST 10 Division I															
314	A	Bryant	59 78	250	H	Saint Francis (PA)	59 67								
201	H	Mt. St. Mary's	62 67	201	A	Mt. St. Mary's	60 69								
200	A	Merrimack	54 80	276	A	Wagner	66 74								
301	H	Sacred Heart	71 70	141	A	Robert Morris	44 69								
141	H	Robert Morris	59 70	250	A	Saint Francis (PA)	72 82								

Non-Div I Games: East Stroudsburg 84 62

St. Francis Brooklyn

Loss, Non-Conf, S Site, H Home A Away N Neutral

St. John's (NY)

Through Games Of Feb. 10, 2020

Average RPI Win:	168	WON-LOST	WINNING	LAST 10	STRENGTH OF	OPP. STRENGTH	TEAM	ADJ.	CONF.	ADJ CONF.
Average RPI Loss:	60	RECORD	PCT. RANK	GAMES	SCHEDULE	OF SCHEDULE	RPI	RPI	RPI	RPI
DIV. I ONLY	14- 10	120	4-6	44	82	61	61	6	6	
DIV. I NON-CONF.	7- 4	100	0	44	199	50	50	6	6	
TOTALS	RPI 1-25	RPI 26-50	W-L RECORDS	RPI 51-100	RPI 101-150	RPI 150+				
14- 10	0- 3	2- 3	OVERALL	2- 3	3- 0	7- 1				
8- 3	0- 1	1- 1	HOME	0- 1	3- 0	4- 0				
6- 6	0- 2	1- 2	AWAY	2- 1	0- 0	3- 1				
0- 1	0- 0	0- 0	NEUTRAL	0- 1	0- 0	0- 0				
7- 4	0- 1	1- 1	NON-CONFERENCE	0- 1	2- 0	4- 1				
5- 0	0- 0	0- 0	HOME	0- 0	2- 0	3- 0				
2- 3	0- 1	1- 1	AWAY	0- 0	0- 0	1- 1				
0- 1	0- 0	0- 0	NEUTRAL	0- 1	0- 0	0- 0				
7- 6	0- 2	1- 2	CONFERENCE	2- 2	1- 0	3- 0				
3- 3	0- 1	1- 1	HOME	0- 1	1- 0	1- 0				
4- 3	0- 1	0- 1	AWAY	2- 1	0- 0	2- 0				
0- 0	0- 0	0- 0	NEUTRAL	0- 0	0- 0	0- 0				

RPI 1-25				RPI 26-50				RPI 51-100				RPI 101+			
RPI	S	Opponent	Score	RPI	S	Opponent	Score	RPI	S	Opponent	Score	RPI	S	Opponent	Score
19	A	DePaul	69 74	35	H	Creighton	63 58	54	N	IUPUI	78 85	117	H	Wake Forest	82 74
19	H	DePaul	65 71	36	A	Marquette	85 94	65	A	Seton Hall	82 66	142	H	Providence	64 58
23	A	Florida St.	70 74	36	H	Marquette	57 67	93	A	Butler	67 42	149	H	Massachusetts	82 71
				41	A	Yale	80 66	95	A	Villanova	64 66	160	H	Lafayette	76 44
				44	A	James Madison	73 76	95	H	Villanova	62 67	177	A	UNLV	75 79
												226	H	Fairfield	71 69
												242	A	Georgetown	74 68
												242	H	Georgetown	71 54
												264	A	Xavier	75 67
												282	A	St. Bonaventure	68 56
												300	H	Army West Point	96 60
LAST 10 Division I															
				36	H	Marquette	57 67	35	H	Creighton	63 58				
				19	H	DePaul	65 71	142	H	Providence	64 58				
				242	A	Georgetown	74 68	19	A	DePaul	69 74				
				95	A	Villanova	64 66	36	A	Marquette	85 94				
				65	A	Seton Hall	82 66	95	H	Villanova	62 67				

Non-Div I Games:

St. John's (NY)

■ Loss,
 ■ Non-Conf,
 ■ S Site,
 ■ H Home
 ■ A Away
 N Neutral

Stanford

Through Games Of Feb. 10, 2020

Average RPI Win:	119	WON-LOST	WINNING	LAST 10	STRENGTH OF	OPP. STRENGTH	TEAM	ADJ.	CONF.	ADJ CONF.
Average RPI Loss:	13	RECORD	PCT. RANK	GAMES	SCHEDULE	OF SCHEDULE	RPI	RPI	RPI	RPI
DIV. I ONLY	21- 3	13	8-2	30	6	10	10	1	1	
DIV. I NON-CONF.	11- 1	13	0	50	24	8	8	1	1	
TOTALS	RPI 1-25	RPI 26-50	W-L RECORDS	RPI 51-100	RPI 101-150	RPI 150+				
21- 3	3- 2	2- 1	OVERALL	6- 0	5- 0	5- 0				
13- 1	1- 1	2- 0	HOME	4- 0	3- 0	3- 0				
5- 2	1- 1	0- 1	AWAY	1- 0	2- 0	1- 0				
3- 0	1- 0	0- 0	NEUTRAL	1- 0	0- 0	1- 0				
11- 1	2- 0	2- 1	NON-CONFERENCE	1- 0	1- 0	5- 0				
7- 0	1- 0	2- 0	HOME	0- 0	1- 0	3- 0				
1- 1	0- 0	0- 1	AWAY	0- 0	0- 0	1- 0				
3- 0	1- 0	0- 0	NEUTRAL	1- 0	0- 0	1- 0				
10- 2	1- 2	0- 0	CONFERENCE	5- 0	4- 0	0- 0				
6- 1	0- 1	0- 0	HOME	4- 0	2- 0	0- 0				
4- 1	1- 1	0- 0	AWAY	1- 0	2- 0	0- 0				
0- 0	0- 0	0- 0	NEUTRAL	0- 0	0- 0	0- 0				

RPI	S	Opponent	Score
2	A	Oregon	55 87
5	H	UCLA	69 79
9	N	Mississippi St.	67 62
11	H	Gonzaga	76 70
14	A	Oregon St.	61 58

RPI	S	Opponent	Score
27	H	Ohio St.	71 52
31	A	Texas	64 69
48	H	Tennessee	78 51

RPI	S	Opponent	Score
66	H	Colorado	76 68
83	H	Southern California	79 59
89	N	Syracuse	77 59
92	H	Utah	82 49
94	A	Washington St.	71 49
94	H	Washington St.	77 58

RPI	S	Opponent	Score
107	H	Buffalo	88 69
134	A	Washington	58 41
134	H	Washington	77 56
140	A	California	79 65
140	H	California	73 40
161	H	UC Davis	67 55
213	H	Northern Colo.	90 36
243	A	San Francisco	97 71
290	N	California Baptist	83 78
306	H	Eastern Wash.	92 27

LAST 10 Division I

83	H	Southern California	79 59	66	H	Colorado	76 68
5	H	UCLA	69 79	14	A	Oregon St.	61 58
94	A	Washington St.	71 49	2	A	Oregon	55 87
134	A	Washington	58 41	140	A	California	79 65
92	H	Utah	82 49	140	H	California	73 40

Non-Div I Games:

Stanford

■ Loss,
 ■ Non-Conf,
 ■ S Site,
 ■ Home
 ■ Away
 N Neutral

Average RPI Win:	254	WON-LOST	WINNING	LAST 10	STRENGTH OF	OPP. STRENGTH	TEAM	ADJ.	CONF.	ADJ CONF.
Average RPI Loss:	115	RECORD	PCT. RANK	GAMES	SCHEDULE	OF SCHEDULE	RPI	RPI	RPI	RPI
DIV. I ONLY	7- 13	260	4-6	130	158	208	208	16	16	
DIV. I NON-CONF.	3- 7	252	0	125	194	230	230	15	15	
TOTALS	RPI 1-25	RPI 26-50	W-L RECORDS	RPI 51-100	RPI 101-150	RPI 150+				
7- 13	0- 2	0- 2	OVERALL	0- 3	1- 2	6- 4				
3- 5	0- 1	0- 0	HOME	0- 1	0- 2	3- 1				
4- 7	0- 1	0- 2	AWAY	0- 2	1- 0	3- 2				
0- 1	0- 0	0- 0	NEUTRAL	0- 0	0- 0	0- 1				
3- 7	0- 0	0- 2	NON-CONFERENCE	0- 2	0- 2	3- 1				
2- 2	0- 0	0- 0	HOME	0- 0	0- 2	2- 0				
1- 4	0- 0	0- 2	AWAY	0- 2	0- 0	1- 0				
0- 1	0- 0	0- 0	NEUTRAL	0- 0	0- 0	0- 1				
4- 6	0- 2	0- 0	CONFERENCE	0- 1	1- 0	3- 3				
1- 3	0- 1	0- 0	HOME	0- 1	0- 0	1- 1				
3- 3	0- 1	0- 0	AWAY	0- 0	1- 0	2- 2				
0- 0	0- 0	0- 0	NEUTRAL	0- 0	0- 0	0- 0				

RPI 1-25				RPI 26-50				RPI 51-100				RPI 101+ Team's RPI: 208			
RPI	S	Opponent	Score	RPI	S	Opponent	Score	RPI	S	Opponent	Score	RPI	S	Opponent	Score
25	A	FGCU	54 67	26	A	Kentucky	48 67	53	A	UCF	40 66	111	A	North Florida	60 52
25	H	FGCU	47 89	48	A	Tennessee	46 73	86	A	Penn	41 81	113	H	Bethune-Cookman	55 59
								98	H	Liberty	48 57	143	H	Holy Cross	63 75
												154	A	North Ala.	57 68
												196	A	Jacksonville	52 57
												229	A	Kennesaw St.	67 61
												246	H	Tulsa	66 60
												248	A	Morehead St.	58 55
												250	N	Saint Francis (PA)	73 78
												274	A	Lipscomb	48 34
												274	H	Lipscomb	59 65
												329	H	NJIT	72 49
												339	H	Canisius	68 52
LAST 10 Division I															
25	A	FGCU	54 67	154	A	North Ala.	57 68								
111	A	North Florida	60 52	196	A	Jacksonville	52 57								
274	A	Lipscomb	48 34	25	H	FGCU	47 89								
329	H	NJIT	72 49	274	H	Lipscomb	59 65								
98	H	Liberty	48 57	229	A	Kennesaw St.	67 61								

Non-Div I Games: Palm Beach Atl. 77 46 Trinity Baptist 116 40 Fla. National 80 37

Stetson

Stony Brook

Through Games Of Feb. 10, 2020

Average RPI Win:	258	WON-LOST	WINNING	LAST 10	STRENGTH OF	OPP. STRENGTH	TEAM	ADJ.	CONF.	ADJ CONF.
Average RPI Loss:	38	RECORD	PCT. RANK	GAMES	SCHEDULE	OF SCHEDULE	RPI	RPI	RPI	RPI
DIV. I ONLY	22- 1	2	10-0	338	278	75	75	27	27	
DIV. I NON-CONF.	11- 1	13	0	320	235	87	87	27	27	
TOTALS	RPI 1-25	RPI 26-50	W-L RECORDS	RPI 51-100	RPI 101-150	RPI 150+				
22- 1	0- 0	0- 1	OVERALL	1- 0	0- 0	21- 0				
10- 0	0- 0	0- 0	HOME	1- 0	0- 0	9- 0				
10- 1	0- 0	0- 1	AWAY	0- 0	0- 0	10- 0				
2- 0	0- 0	0- 0	NEUTRAL	0- 0	0- 0	2- 0				
11- 1	0- 0	0- 1	NON-CONFERENCE	1- 0	0- 0	10- 0				
4- 0	0- 0	0- 0	HOME	1- 0	0- 0	3- 0				
5- 1	0- 0	0- 1	AWAY	0- 0	0- 0	5- 0				
2- 0	0- 0	0- 0	NEUTRAL	0- 0	0- 0	2- 0				
11- 0	0- 0	0- 0	CONFERENCE	0- 0	0- 0	11- 0				
6- 0	0- 0	0- 0	HOME	0- 0	0- 0	6- 0				
5- 0	0- 0	0- 0	AWAY	0- 0	0- 0	5- 0				
0- 0	0- 0	0- 0	NEUTRAL	0- 0	0- 0	0- 0				

RPI 1-25			RPI 26-50			RPI 51-100			Team's RPI: 75	RPI 101+		
RPI	S	Opponent	Score	RPI	S	Opponent	Score	RPI	S	Opponent	Score	
38	A	Arkansas	58 88	71	H	Bucknell	78 73	176	N	Western Mich.	50 47	
								193	A	Binghamton	67 60	
								217	A	UMass Lowell	89 69	
								217	H	UMass Lowell	60 41	
								225	H	Maine	73 69	
								228	H	Iona	59 40	
								232	H	Manhattan	59 54	
								252	N	Morgan St.	63 56	
								253	A	New Hampshire	53 44	
								253	H	New Hampshire	52 50	
								276	A	Wagner	66 45	
								278	A	Pittsburgh	59 56	
								293	A	UMBC	66 49	
								293	H	UMBC	57 45	
								301	H	Sacred Heart	54 50	
								305	H	Vermont	67 49	
								309	A	Albany (NY)	73 53	
								313	A	St. Francis Brooklyn	86 73	
								316	A	Hofstra	81 38	
								335	A	LIU Brooklyn	80 49	
								349	H	Hartford	66 55	
LAST 10 Division I												
253	H	New Hampshire	52 50	309	A	Albany (NY)	73 53					
217	A	UMass Lowell	89 69	349	H	Hartford	66 55					
293	A	UMBC	66 49	253	A	New Hampshire	53 44					
217	H	UMass Lowell	60 41	305	H	Vermont	67 49					
193	A	Binghamton	67 60	225	H	Maine	73 69					

Non-Div I Games: Molloy 66 49

Stony Brook

Loss, Non-Conf, S Site, H Home A Away N Neutral

Average RPI Win:	146	WON-LOST	WINNING	LAST 10	STRENGTH OF	OPP. STRENGTH	TEAM	ADJ.	CONF.	ADJ CONF.
Average RPI Loss:	55	RECORD	PCT. RANK	GAMES	SCHEDULE	OF SCHEDULE	RPI	RPI	RPI	RPI
DIV. I ONLY	12- 11	164	5-5	40	11	89	89	5	5	
DIV. I NON-CONF.	6- 5	151	0	74	26	114	114	3	3	
TOTALS	RPI 1-25	RPI 26-50	W-L RECORDS	RPI 51-100	RPI 101-150	RPI 150+				
12- 11	2- 3	1- 3	OVERALL	3- 3	1- 2	5- 0				
8- 3	2- 1	1- 1	HOME	1- 1	1- 0	3- 0				
2- 5	0- 1	0- 1	AWAY	1- 2	0- 1	1- 0				
2- 3	0- 1	0- 1	NEUTRAL	1- 0	0- 1	1- 0				
6- 5	0- 2	0- 2	NON-CONFERENCE	2- 0	0- 1	4- 0				
4- 1	0- 1	0- 0	HOME	1- 0	0- 0	3- 0				
0- 1	0- 0	0- 1	AWAY	0- 0	0- 0	0- 0				
2- 3	0- 1	0- 1	NEUTRAL	1- 0	0- 1	1- 0				
6- 6	2- 1	1- 1	CONFERENCE	1- 3	1- 1	1- 0				
4- 2	2- 0	1- 1	HOME	0- 1	1- 0	0- 0				
2- 4	0- 1	0- 0	AWAY	1- 2	0- 1	1- 0				
0- 0	0- 0	0- 0	NEUTRAL	0- 0	0- 0	0- 0				

RPI 1-25				RPI 26-50				RPI 51-100 Team's RPI: 89				RPI 101+			
RPI	S	Opponent	Score	RPI	S	Opponent	Score	RPI	S	Opponent	Score	RPI	S	Opponent	Score
2	H	Oregon	64 81	32	A	Michigan	76 84	51	A	Virginia	41 57	104	H	Notre Dame	74 63
10	N	Stanford	59 77	34	H	Virginia Tech	67 65	52	H	Ohio	66 54	117	A	Wake Forest	60 65
12	A	Louisville	58 62	37	H	Duke	58 88	73	A	Miami (FL)	62 77	139	N	Green Bay	73 79
12	H	Louisville	59 51	45	N	West Virginia	69 71	76	A	Boston College	89 79	156	N	Houston	87 62
23	H	Florida St.	90 89					88	H	Georgia Tech	64 82	278	A	Pittsburgh	69 51
								96	N	Michigan St.	77 63	293	H	UMBC	82 48
												309	H	Albany (NY)	75 53
												318	H	UMES	65 50
LAST 10 Division I															
12	H	Louisville	59 51	37	H	Duke	58 88								
76	A	Boston College	89 79	278	A	Pittsburgh	69 51								
51	A	Virginia	41 57	88	H	Georgia Tech	64 82								
34	H	Virginia Tech	67 65	73	A	Miami (FL)	62 77								
117	A	Wake Forest	60 65	104	H	Notre Dame	74 63								

Non-Div I Games:

Syracuse

■ Loss,
 ■ Non-Conf,
 ■ S Site,
 ■ H Home
 ■ A Away
 N Neutral

Through Games of Feb. 10, 1910										
Average RPI Win:	133	WON-LOST	WINNING	LAST 10	STRENGTH OF	OPP. STRENGTH	TEAM	ADJ.	CONF.	ADJ CONF.
Average RPI Loss:	61	RECORD	PCT. RANK	GAMES	SCHEDULE	OF SCHEDULE	RPI	RPI	RPI	RPI
DIV. I ONLY	17- 4	28	8-2	42	37	22	22	3	3	
DIV. I NON-CONF.	9- 2	37	0	144	61	43	43	4	4	

TOTALS	RPI 1-25	RPI 26-50		W-L RECORDS		RPI 51-100	RPI 101-150	RPI 150+		
17- 4	0- 2	5- 0		OVERALL		1- 1	7- 0	4- 1		
10- 2	0- 1	1- 0		HOME		1- 0	6- 0	2- 1		
7- 2	0- 1	4- 0		AWAY		0- 1	1- 0	2- 0		
0- 0	0- 0	0- 0		NEUTRAL		0- 0	0- 0	0- 0		
9- 2	0- 1	0- 0		NON-CONFERENCE		1- 1	4- 0	4- 0		
7- 0	0- 0	0- 0		HOME		1- 0	4- 0	2- 0		
2- 2	0- 1	0- 0		AWAY		0- 1	0- 0	2- 0		
0- 0	0- 0	0- 0		NEUTRAL		0- 0	0- 0	0- 0		
8- 2	0- 1	5- 0		CONFERENCE		0- 0	3- 0	0- 1		
3- 2	0- 1	1- 0		HOME		0- 0	2- 0	0- 1		
5- 0	0- 0	4- 0		AWAY		0- 0	1- 0	0- 0		
0- 0	0- 0	0- 0		NEUTRAL		0- 0	0- 0	0- 0		

RPI	S	Opponent	Score	RPI	S	Opponent	Score	RPI	S	Opponent	Score	RPI	S	Opponent	Score
8	H	Baylor	57 66	31	A	Texas	65 63	52	H	Ohio	79 72	116	A	Kansas	87 74
17	A	Texas A&M	68 70	39	A	Oklahoma	82 63	60	A	Middle Tenn.	70 82	116	H	Kansas	73 59
				45	H	West Virginia	73 60					122	H	Kansas St.	65 61
				49	A	Iowa St.	77 74					126	H	Auburn	80 65
				50	A	Oklahoma St.	72 68					127	H	Boise St.	77 65
												132	H	Cornell	59 49
												141	H	Robert Morris	66 61
												159	H	Texas Tech	76 80
												231	A	SMU	57 56
												294	H	Nicholls St.	72 47
												295	H	Texas St.	79 52
												300	A	Army West Point	66 52
LAST 10 Division I															
				116	A	Kansas	87 74					39	A	Oklahoma	82 63
				122	H	Kansas St.	65 61					49	A	Iowa St.	77 74
				50	A	Oklahoma St.	72 68					116	H	Kansas	73 59
				45	H	West Virginia	73 60					159	H	Texas Tech	76 80
				8	H	Baylor	57 66					31	A	Texas	65 63

Non-Div I Games:

TCU

Average RPI Win:	153	WON-LOST	WINNING	LAST 10	STRENGTH OF	OPP. STRENGTH	TEAM	ADJ.	CONF.	ADJ CONF.
Average RPI Loss:	80	RECORD	PCT. RANK	GAMES	SCHEDULE	OF SCHEDULE	RPI	RPI	RPI	RPI
DIV. I ONLY	13- 10	130	6-4	34	76	72	72	9	9	
DIV. I NON-CONF.	8- 5	117	1-0	39	69	61	61	9	9	
TOTALS	RPI 1-25	RPI 26-50	W-L RECORDS	RPI 51-100	RPI 101-150	RPI 150+				
13- 10	0- 3	0- 1	OVERALL	5- 3	1- 2	7- 1				
8- 4	0- 3	0- 0	HOME	4- 0	1- 1	3- 0				
5- 4	0- 0	0- 0	AWAY	1- 2	0- 1	4- 1				
0- 2	0- 0	0- 1	NEUTRAL	0- 1	0- 0	0- 0				
8- 5	0- 2	0- 1	NON-CONFERENCE	3- 1	1- 0	4- 1				
5- 2	0- 2	0- 0	HOME	2- 0	1- 0	2- 0				
3- 1	0- 0	0- 0	AWAY	1- 0	0- 0	2- 1				
0- 2	0- 0	0- 1	NEUTRAL	0- 1	0- 0	0- 0				
5- 5	0- 1	0- 0	CONFERENCE	2- 2	0- 2	3- 0				
3- 2	0- 1	0- 0	HOME	2- 0	0- 1	1- 0				
2- 3	0- 0	0- 0	AWAY	0- 2	0- 1	2- 0				
0- 0	0- 0	0- 0	NEUTRAL	0- 0	0- 0	0- 0				

RPI 1-25				RPI 26-50				RPI 51-100				RPI 101+			
RPI	S	Opponent	Score	RPI	S	Opponent	Score	RPI	S	Opponent	Score	RPI	S	Opponent	Score
1	H	South Carolina	71 78	35	N	Creighton	59 69	53	H	UCF	67 65	102	H	Duquesne	85 72
6	H	UConn	54 83					67	A	South Fla.	51 99	148	A	Wichita St.	70 72
25	H	FGCU	67 93					67	H	South Fla.	69 66	148	H	Wichita St.	75 85
								71	A	Bucknell	72 61	156	A	Houston	61 58
								79	N	North Carolina	58 71	182	A	Towson	74 59
								80	A	Cincinnati	81 86	206	A	La Salle	72 69
								86	H	Penn	76 72	212	A	Saint Joseph's	63 67
								95	H	Villanova	74 69	226	H	Fairfield	77 59
												231	H	SMU	85 62
												246	A	Tulsa	74 65
												264	H	Xavier	78 65
LAST 10 Division I															
67	A	South Fla.	51 99	148	A	Wichita St.	70 72	67	H	South Fla.	69 66				
148	H	Wichita St.	75 85					231	H	SMU	85 62				
53	H	UCF	67 65					156	A	Houston	61 58				
80	A	Cincinnati	81 86					246	A	Tulsa	74 65				
86	H	Penn	76 72												

Non-Div I Games:

Temple

Tennessee

Through Games Of Feb. 10, 2020

Average RPI Win:	196	WON-LOST	WINNING	LAST 10	STRENGTH OF	OPP. STRENGTH	TEAM	ADJ.	CONF.	ADJ CONF.
Average RPI Loss:	14	RECORD	PCT. RANK	GAMES	SCHEDULE	OF SCHEDULE	RPI	RPI	RPI	RPI
DIV. I ONLY	17- 6	44	6-4	107	58	48	48	4	4	
DIV. I NON-CONF.	10- 3	57	0-1	253	150	105	105	5	5	
TOTALS	RPI 1-25	RPI 26-50	W-L RECORDS	RPI 51-100	RPI 101-150	RPI 150+				
17- 6	1- 4	0- 2	OVERALL	2- 0	4- 0	10- 0				
11- 2	1- 1	0- 1	HOME	2- 0	1- 0	7- 0				
6- 4	0- 3	0- 1	AWAY	0- 0	3- 0	3- 0				
0- 0	0- 0	0- 0	NEUTRAL	0- 0	0- 0	0- 0				
10- 3	0- 2	0- 1	NON-CONFERENCE	0- 0	1- 0	9- 0				
7- 1	0- 0	0- 1	HOME	0- 0	0- 0	7- 0				
3- 2	0- 2	0- 0	AWAY	0- 0	1- 0	2- 0				
0- 0	0- 0	0- 0	NEUTRAL	0- 0	0- 0	0- 0				
7- 3	1- 2	0- 1	CONFERENCE	2- 0	3- 0	1- 0				
4- 1	1- 1	0- 0	HOME	2- 0	1- 0	0- 0				
3- 2	0- 1	0- 1	AWAY	0- 0	2- 0	1- 0				
0- 0	0- 0	0- 0	NEUTRAL	0- 0	0- 0	0- 0				

RPI 1-25				RPI 26-50				Team's RPI: 48	RPI 51-100				RPI 101+			
RPI	S	Opponent	Score	RPI	S	Opponent	Score		RPI	S	Opponent	Score	RPI	S	Opponent	Score
1	A	South Carolina	48 69	26	A	Kentucky	76 80		64	H	Alabama	65 63	104	A	Notre Dame	74 63
6	A	UConn	45 60	31	H	Texas	60 66		84	H	Georgia	73 56	106	A	Vanderbilt	78 69
9	H	Mississippi St.	55 72										129	H	Missouri	77 66
10	A	Stanford	51 78										133	A	Florida	78 50
24	H	LSU	63 58										207	A	Portland St.	88 61
													208	H	Stetson	73 46
													215	H	Central Ark.	63 36
													256	H	Howard	88 38
													268	H	Colorado St.	79 41
													270	A	ETSU	72 68
													279	A	Ole Miss	84 28
													311	H	Air Force	81 54
													333	H	Ark.-Pine Bluff	92 51
													340	H	Tennessee St.	73 43
LAST 10 Division I																
				9	H	Mississippi St.	55 72		64	H	Alabama	65 63				
				1	A	South Carolina	48 69		133	A	Florida	78 50				
				106	A	Vanderbilt	78 69		84	H	Georgia	73 56				
				24	H	LSU	63 58		279	A	Ole Miss	84 28				
				6	A	UConn	45 60		26	A	Kentucky	76 80				

Non-Div I Games:

Tennessee

■ Loss,
■ Non-Conf,
■ S Site,
■ H Home
■ A Away
N Neutral

Average RPI Win:	240	WON-LOST	WINNING	LAST 10	STRENGTH OF	OPP. STRENGTH	TEAM	ADJ.	CONF.	ADJ CONF.
Average RPI Loss:	194	RECORD	PCT. RANK	GAMES	SCHEDULE	OF SCHEDULE	RPI	RPI	RPI	RPI
DIV. I ONLY	1- 19	346	1-9	195	309	340	340	20	20	
DIV. I NON-CONF.	0- 8	338	0	124	253	324	324	24	24	
TOTALS	RPI 1-25	RPI 26-50	W-L RECORDS	RPI 51-100	RPI 101-150	RPI 150+				
1- 19	0- 1	0- 1	OVERALL	0- 1	0- 2	1- 14				
1- 10	0- 0	0- 0	HOME	0- 0	0- 1	1- 9				
0- 9	0- 1	0- 1	AWAY	0- 1	0- 1	0- 5				
0- 0	0- 0	0- 0	NEUTRAL	0- 0	0- 0	0- 0				
0- 8	0- 1	0- 1	NON-CONFERENCE	0- 0	0- 1	0- 5				
0- 5	0- 0	0- 0	HOME	0- 0	0- 1	0- 4				
0- 3	0- 1	0- 1	AWAY	0- 0	0- 0	0- 1				
0- 0	0- 0	0- 0	NEUTRAL	0- 0	0- 0	0- 0				
1- 11	0- 0	0- 0	CONFERENCE	0- 1	0- 1	1- 9				
1- 5	0- 0	0- 0	HOME	0- 0	0- 0	1- 5				
0- 6	0- 0	0- 0	AWAY	0- 1	0- 1	0- 4				
0- 0	0- 0	0- 0	NEUTRAL	0- 0	0- 0	0- 0				

RPI	S	Opponent	Score	RPI	S	Opponent	Score	RPI	S	Opponent	Score	RPI	S	Opponent	Score	Team's RPI: 340
21	A	Arizona	42 77	48	A	Tennessee	43 73	68	A	UT Martin	71 88	106	H	Vanderbilt	55 106	
												128	A	Southeast Mo. St.	54 83	
												154	H	North Ala.	63 88	
												158	H	Columbia	65 75	
												162	A	Tennessee Tech	47 88	
												192	A	Austin Peay	58 76	
												192	H	Austin Peay	55 87	
												224	H	Eastern Ill.	52 73	
												235	A	South Alabama	48 70	
												240	A	Murray St.	62 100	
												240	H	Murray St.	96 81	
												248	H	Morehead St.	47 84	
												271	H	Eastern Ky.	55 61	
												274	H	Lipscomb	64 74	
												298	A	Jacksonville St.	48 70	
												328	H	Alcorn	57 62	
												338	H	SIUE	63 76	
LAST 10 Division I																
240	H	Murray St.	96 81	192	A	Austin Peay	58 76									
192	H	Austin Peay	55 87	271	H	Eastern Ky.	55 61									
162	A	Tennessee Tech	47 88	248	H	Morehead St.	47 84									
298	A	Jacksonville St.	48 70	128	A	Southeast Mo. St.	54 83									
240	A	Murray St.	62 100	68	A	UT Martin	71 88									

Non-Div I Games: Wilberforce 83 65 Fisk 91 50

Tennessee St.

Average RPI Win:	274	WON-LOST	WINNING	LAST 10	STRENGTH OF	OPP. STRENGTH	TEAM	ADJ.	CONF.	ADJ CONF.
Average RPI Loss:	97	RECORD	PCT. RANK	GAMES	SCHEDULE	OF SCHEDULE	RPI	RPI	RPI	RPI
DIV. I ONLY	14- 7	74	7-3	331	196	162	162	20	20	
DIV. I NON-CONF.	5- 4	140	0	344	131	234	234	24	24	
TOTALS	RPI 1-25	RPI 26-50	W-L RECORDS	RPI 51-100	RPI 101-150	RPI 150+				
14- 7	0- 0	0- 0	OVERALL	0- 4	0- 2	14- 1				
7- 1	0- 0	0- 0	HOME	0- 1	0- 0	7- 0				
6- 5	0- 0	0- 0	AWAY	0- 3	0- 2	6- 0				
1- 1	0- 0	0- 0	NEUTRAL	0- 0	0- 0	1- 1				
5- 4	0- 0	0- 0	NON-CONFERENCE	0- 2	0- 1	5- 1				
2- 0	0- 0	0- 0	HOME	0- 0	0- 0	2- 0				
2- 3	0- 0	0- 0	AWAY	0- 2	0- 1	2- 0				
1- 1	0- 0	0- 0	NEUTRAL	0- 0	0- 0	1- 1				
9- 3	0- 0	0- 0	CONFERENCE	0- 2	0- 1	9- 0				
5- 1	0- 0	0- 0	HOME	0- 1	0- 0	5- 0				
4- 2	0- 0	0- 0	AWAY	0- 1	0- 1	4- 0				
0- 0	0- 0	0- 0	NEUTRAL	0- 0	0- 0	0- 0				

RPI S	Opponent	Score	RPI S	Opponent	Score	RPI S	Opponent	Score	RPI S	Opponent	Score	Team's RPI: 162
						56	H Belmont	47 59	106	A Vanderbilt	61 75	
						60	A Middle Tenn.	58 64	128	A Southeast Mo. St.	72 87	
						68	A UT Martin	62 71	173	N Northern Ill.	74 82	
						85	A Southern Ill.	65 76	174	A Samford	72 57	
									192	H Austin Peay	58 49	
									224	A Eastern Ill.	75 62	
									240	H Murray St.	77 72	
									248	A Morehead St.	75 55	
									248	H Morehead St.	82 75	
									271	A Eastern Ky.	60 42	
									271	H Eastern Ky.	87 82	
									274	H Lipscomb	78 58	
									330	N Detroit Mercy	69 47	
									336	A Western Caro.	62 58	
									338	A SIUE	65 50	
									340	H Tennessee St.	88 47	
									347	H La.-Monroe	75 68	
LAST 10 Division I												
			128	A Southeast Mo. St.	72 87	248	H Morehead St.	82 75				
			68	A UT Martin	62 71	224	A Eastern Ill.	75 62				
			340	H Tennessee St.	88 47	338	A SIUE	65 50				
			56	H Belmont	47 59	240	H Murray St.	77 72				
			271	H Eastern Ky.	87 82	192	H Austin Peay	58 49				

Non-Div I Games: Tenn. Wesleyan 94 45 Cumberland (TN) 88 51

Tennessee Tech

Average RPI Win:	149	WON-LOST	WINNING	LAST 10	STRENGTH OF	OPP. STRENGTH	TEAM	ADJ.	CONF.	ADJ CONF.
Average RPI Loss:	51	RECORD	PCT. RANK	GAMES	SCHEDULE	OF SCHEDULE	RPI	RPI	RPI	RPI
DIV. I ONLY	15- 7	66	7-3	16	70	31	31	3	3	
DIV. I NON-CONF.	8- 4	90	0	68	114	70	70	4	4	
TOTALS	RPI 1-25	RPI 26-50	W-L RECORDS	RPI 51-100	RPI 101-150	RPI 150+				
15- 7	1- 4	4- 1	OVERALL	1- 1	2- 0	7- 1				
8- 3	1- 3	0- 0	HOME	1- 0	1- 0	5- 0				
6- 3	0- 0	4- 1	AWAY	0- 1	1- 0	1- 1				
1- 1	0- 1	0- 0	NEUTRAL	0- 0	0- 0	1- 0				
8- 4	1- 2	1- 0	NON-CONFERENCE	1- 1	0- 0	5- 1				
6- 1	1- 1	0- 0	HOME	1- 0	0- 0	4- 0				
1- 2	0- 0	1- 0	AWAY	0- 1	0- 0	0- 1				
1- 1	0- 1	0- 0	NEUTRAL	0- 0	0- 0	1- 0				
7- 3	0- 2	3- 1	CONFERENCE	0- 0	2- 0	2- 0				
2- 2	0- 2	0- 0	HOME	0- 0	1- 0	1- 0				
5- 1	0- 0	3- 1	AWAY	0- 0	1- 0	1- 0				
0- 0	0- 0	0- 0	NEUTRAL	0- 0	0- 0	0- 0				

RPI	S	Opponent	Score	RPI	S	Opponent	Score	Team's RPI: 31	RPI	S	Opponent	Score	RPI	S	Opponent	Score
8	H	Baylor	44 64	39	A	Oklahoma	70 53		52	H	Ohio	73 60	116	H	Kansas	85 77
10	H	Stanford	69 64	45	A	West Virginia	63 68		67	A	South Fla.	57 64	122	A	Kansas St.	71 63
13	N	NC State	73 84	48	A	Tennessee	66 60						159	A	Texas Tech	81 66
21	H	Arizona	58 83	49	A	Iowa St.	81 75						159	H	Texas Tech	92 66
22	H	TCU	63 65	50	A	Oklahoma St.	61 56						178	A	Hawaii	60 73
													237	H	Southern U.	93 39
													262	N	North Texas	63 57
													299	H	UTSA	84 53
													307	H	UTRGV	85 69
													332	H	Northwestern St.	91 49
LAST 10 Division I																
159	A	Texas Tech	81 66	122	A	Kansas St.	71 63									
8	H	Baylor	44 64	159	H	Texas Tech	92 66									
39	A	Oklahoma	70 53	45	A	West Virginia	63 68									
50	A	Oklahoma St.	61 56	49	A	Iowa St.	81 75									
116	H	Kansas	85 77	22	H	TCU	63 65									

Non-Div I Games:

Texas

■ Loss,
 ■ Non-Conf,
 ■ S Site,
 ■ H Home
 ■ A Away
 N Neutral

Average RPI Win:	119	WON-LOST	WINNING	LAST 10	STRENGTH OF	OPP. STRENGTH	TEAM	ADJ.	CONF.	ADJ CONF.
Average RPI Loss:	21	RECORD	PCT. RANK	GAMES	SCHEDULE	OF SCHEDULE	RPI	RPI	RPI	RPI
DIV. I ONLY	18- 5	36	6-4	13	33	17	17	4	4	
DIV. I NON-CONF.	12- 1	10	0	24	42	7	7	5	5	
TOTALS	RPI 1-25	RPI 26-50	W-L RECORDS	RPI 51-100	RPI 101-150	RPI 150+				
18- 5	1- 4	3- 1	OVERALL	6- 0	3- 0	5- 0				
12- 1	1- 1	2- 0	HOME	1- 0	3- 0	5- 0				
4- 3	0- 2	1- 1	AWAY	3- 0	0- 0	0- 0				
2- 1	0- 1	0- 0	NEUTRAL	2- 0	0- 0	0- 0				
12- 1	1- 1	2- 0	NON-CONFERENCE	4- 0	1- 0	4- 0				
8- 0	1- 0	2- 0	HOME	0- 0	1- 0	4- 0				
2- 0	0- 0	0- 0	AWAY	2- 0	0- 0	0- 0				
2- 1	0- 1	0- 0	NEUTRAL	2- 0	0- 0	0- 0				
6- 4	0- 3	1- 1	CONFERENCE	2- 0	2- 0	1- 0				
4- 1	0- 1	0- 0	HOME	1- 0	2- 0	1- 0				
2- 3	0- 2	1- 1	AWAY	1- 0	0- 0	0- 0				
0- 0	0- 0	0- 0	NEUTRAL	0- 0	0- 0	0- 0				

RPI 1-25				Team's RPI: 17	RPI 26-50				RPI 51-100				RPI 101+			
RPI	S	Opponent	Score		RPI	S	Opponent	Score	RPI	S	Opponent	Score	RPI	S	Opponent	Score
9	A	Mississippi St.	57 69		26	A	Kentucky	54 76	64	A	Alabama	79 74	114	H	A&M-Corpus Christi	85 48
22	H	TCU	70 68		37	H	Duke	79 58	83	A	Southern California	74 64	129	H	Missouri	72 53
23	N	Florida St.	58 80		38	A	Arkansas	84 77	84	H	Georgia	64 63	133	H	Florida	69 42
24	A	LSU	58 59		50	H	Oklahoma St.	74 62	87	A	Rice	62 61	156	H	Houston	72 43
24	H	LSU	54 57						88	N	Georgia Tech	60 48	183	H	Little Rock	78 35
									91	N	Montana St.	78 67	215	H	Central Ark.	76 46
													279	H	Ole Miss	79 35
													287	H	Prairie View	80 38
LAST 10 Division I																
9	A	Mississippi St.	57 69		133	H	Florida	69 42								
24	A	LSU	58 59		26	A	Kentucky	54 76								
84	H	Georgia	64 63		24	H	LSU	54 57								
129	H	Missouri	72 53		279	H	Ole Miss	79 35								
64	A	Alabama	79 74		38	A	Arkansas	84 77								

Non-Div I Games:

Texas A&M

Average RPI Win:	255	WON-LOST	WINNING	LAST 10	STRENGTH OF	OPP. STRENGTH	TEAM	ADJ.	CONF.	ADJ CONF.
Average RPI Loss:	96	RECORD	PCT. RANK	GAMES	SCHEDULE	OF SCHEDULE	RPI	RPI	RPI	RPI
DIV. I ONLY	13- 8	97	8-2	216	236	109	109	32	32	
DIV. I NON-CONF.	5- 6	187	0	16	34	49	49	31	31	
TOTALS	RPI 1-25	RPI 26-50	W-L RECORDS	RPI 51-100	RPI 101-150	RPI 150+				
13- 8	0- 2	0- 1	OVERALL	1- 2	2- 1	10- 2				
6- 0	0- 0	0- 0	HOME	1- 0	0- 0	5- 0				
7- 6	0- 2	0- 1	AWAY	0- 1	2- 0	5- 2				
0- 2	0- 0	0- 0	NEUTRAL	0- 1	0- 1	0- 0				
5- 6	0- 2	0- 1	NON-CONFERENCE	1- 2	2- 1	2- 0				
1- 0	0- 0	0- 0	HOME	1- 0	0- 0	0- 0				
4- 4	0- 2	0- 1	AWAY	0- 1	2- 0	2- 0				
0- 2	0- 0	0- 0	NEUTRAL	0- 1	0- 1	0- 0				
8- 2	0- 0	0- 0	CONFERENCE	0- 0	0- 0	8- 2				
5- 0	0- 0	0- 0	HOME	0- 0	0- 0	5- 0				
3- 2	0- 0	0- 0	AWAY	0- 0	0- 0	3- 2				
0- 0	0- 0	0- 0	NEUTRAL	0- 0	0- 0	0- 0				

RPI 1-25				RPI 26-50				RPI 51-100				RPI 101+ Team's RPI: 109			
RPI	S	Opponent	Score	RPI	S	Opponent	Score	RPI	S	Opponent	Score	RPI	S	Opponent	Score
2	A	Oregon	63 99	49	A	Iowa St.	59 79	66	A	Colorado	50 74	112	N	UAB	68 84
11	A	Gonzaga	45 80					87	H	Rice	63 56	124	A	UT Arlington	74 63
								92	N	Utah	52 61	144	A	Tulane	72 62
												152	A	Jackson St.	79 81
												178	A	Hawaii	74 57
												237	H	Southern U.	61 56
												272	A	Alabama A&M	65 58
												287	A	Prairie View	47 50
												287	H	Prairie View	88 65
												307	A	UTRGV	71 44
												322	A	Alabama St.	81 54
												328	H	Alcorn	105 70
												333	H	Ark.-Pine Bluff	78 77
												346	A	Grambling	89 85
												351	H	Mississippi Val.	88 58
LAST 10 Division I															
287	A	Prairie View	47 50	346	A	Grambling	89 85								
322	A	Alabama St.	81 54	152	A	Jackson St.	79 81								
272	A	Alabama A&M	65 58	287	H	Prairie View	88 65								
333	H	Ark.-Pine Bluff	78 77	328	H	Alcorn	105 70								
351	H	Mississippi Val.	88 58	237	H	Southern U.	61 56								

Non-Div I Games:

Texas Southern

■ Loss,
 ■ Non-Conf,
 ■ S Site,
 ■ Home
 ■ A Away
 N Neutral

Average RPI Win: 205	WON-LOST	WINNING	LAST 10	STRENGTH OF	OPP. STRENGTH	TEAM	ADJ.	CONF.	ADJ CONF.
Average RPI Loss: 180	RECORD	PCT. RANK	GAMES	SCHEDULE	OF SCHEDULE	RPI	RPI	RPI	RPI
DIV. I ONLY	6- 14	283	1-9	191	258	295	295	21	21
DIV. I NON-CONF.	5- 4	140	0	219	242	149	149	19	19
TOTALS	RPI 1-25	RPI 26-50	W-L RECORDS	RPI 51-100	RPI 101-150	RPI 150+			
6- 14	0- 1	0- 0	OVERALL	0- 3	2- 1	4- 9			
5- 6	0- 0	0- 0	HOME	0- 1	2- 0	3- 5			
1- 8	0- 1	0- 0	AWAY	0- 2	0- 1	1- 4			
0- 0	0- 0	0- 0	NEUTRAL	0- 0	0- 0	0- 0			
5- 4	0- 1	0- 0	NON-CONFERENCE	0- 0	1- 1	4- 2			
4- 0	0- 0	0- 0	HOME	0- 0	1- 0	3- 0			
1- 4	0- 1	0- 0	AWAY	0- 0	0- 1	1- 2			
0- 0	0- 0	0- 0	NEUTRAL	0- 0	0- 0	0- 0			
1- 10	0- 0	0- 0	CONFERENCE	0- 3	1- 0	0- 7			
1- 6	0- 0	0- 0	HOME	0- 1	1- 0	0- 5			
0- 4	0- 0	0- 0	AWAY	0- 2	0- 0	0- 2			
0- 0	0- 0	0- 0	NEUTRAL	0- 0	0- 0	0- 0			

RPI 1-25				RPI 26-50				RPI 51-100				RPI 101+ Team's RPI: 295			
RPI	S	Opponent	Score	RPI	S	Opponent	Score	RPI	S	Opponent	Score	RPI	S	Opponent	Score
22	A	TCU	52 79					58	A	Troy	50 84	114	H	A&M-Corpus Christi	57 48
								99	A	Coastal Caro.	67 75	116	A	Kansas	48 68
								99	H	Coastal Caro.	59 69	124	H	UT Arlington	72 55
												164	H	Louisiana	67 73
												166	H	New Orleans	51 49
												183	H	Little Rock	66 78
												198	A	Dartmouth	61 51
												209	A	Oral Roberts	57 63
												235	A	South Alabama	76 78
												239	H	Arkansas St.	53 56
												249	A	Appalachian St.	65 73
												249	H	Appalachian St.	47 59
												252	A	Morgan St.	62 72
												299	H	UTSA	74 69
												328	H	Alcorn	67 59
												347	H	La.-Monroe	55 58
LAST 10 Division I															
249	H	Appalachian St.	47 59	164	H	Louisiana	67 73								
99	H	Coastal Caro.	59 69	347	H	La.-Monroe	55 58								
124	H	UT Arlington	72 55	249	A	Appalachian St.	65 73								
235	A	South Alabama	76 78	99	A	Coastal Caro.	67 75								
58	A	Troy	50 84	239	H	Arkansas St.	53 56								

Non-Div I Games: Texas Lutheran 72 31 Tex. Permian Basin 83 45

Texas St.

Average RPI Win:	234	WON-LOST	WINNING	LAST 10	STRENGTH OF	OPP. STRENGTH	TEAM	ADJ.	CONF.	ADJ CONF.
Average RPI Loss:	68	RECORD	PCT. RANK	GAMES	SCHEDULE	OF SCHEDULE	RPI	RPI	RPI	RPI
DIV. I ONLY	14- 7	74	3-7	278	89	159	159	3	3	
DIV. I NON-CONF.	11- 0	1	0	351	338	168	168	4	4	
TOTALS	RPI 1-25	RPI 26-50	W-L RECORDS	RPI 51-100	RPI 101-150	RPI 150+				
14- 7	1- 1	2- 3	OVERALL	0- 0	1- 3	10- 0				
11- 3	0- 0	2- 2	HOME	0- 0	0- 1	9- 0				
2- 4	1- 1	0- 1	AWAY	0- 0	1- 2	0- 0				
1- 0	0- 0	0- 0	NEUTRAL	0- 0	0- 0	1- 0				
11- 0	0- 0	0- 0	NON-CONFERENCE	0- 0	1- 0	10- 0				
9- 0	0- 0	0- 0	HOME	0- 0	0- 0	9- 0				
1- 0	0- 0	0- 0	AWAY	0- 0	1- 0	0- 0				
1- 0	0- 0	0- 0	NEUTRAL	0- 0	0- 0	1- 0				
3- 7	1- 1	2- 3	CONFERENCE	0- 0	0- 3	0- 0				
2- 3	0- 0	2- 2	HOME	0- 0	0- 1	0- 0				
1- 4	1- 1	0- 1	AWAY	0- 0	0- 2	0- 0				
0- 0	0- 0	0- 0	NEUTRAL	0- 0	0- 0	0- 0				

RPI	S	Opponent	Score	RPI	S	Opponent	Score	RPI	S	Opponent	Score	RPI	S	Opponent	Score
8	A	Baylor	79 87	31	A	Texas	66 92					116	A	Kansas	50 67
22	A	TCU	80 76	31	H	Texas	66 81					119	A	San Diego	64 60
				39	H	Oklahoma	89 84					122	A	Kansas St.	70 84
				49	H	Iowa St.	66 96					122	H	Kansas St.	72 76
				50	H	Oklahoma St.	109 79					169	H	Sam Houston St.	99 57
												279	H	Ole Miss	84 48
												287	H	Prairie View	82 48
												299	H	UTSA	115 58
												323	H	Houston Baptist	59 51
												331	N	Purdue Fort Wayne	82 48
												332	H	Northwestern St.	79 49
												333	H	Ark.-Pine Bluff	81 55
												345	H	Florida A&M	98 60
												347	H	La.-Monroe	83 38
LAST 10 Division I															
31	H	Texas	66 81	116	A	Kansas	50 67								
122	A	Kansas St.	70 84	31	A	Texas	66 92								
50	H	Oklahoma St.	109 79	122	H	Kansas St.	72 76								
8	A	Baylor	79 87	22	A	TCU	80 76								
39	H	Oklahoma	89 84	49	H	Iowa St.	66 96								

Non-Div I Games:

Texas Tech

■ Loss,
 ■ Non-Conf,
 ■ S Site,
 ■ H Home
 ■ A Away
 N Neutral

T
o
l
e
d
o

Toledo				Through Games Of Feb. 10, 2020						
Average RPI Win:	189	WON-LOST	WINNING	LAST 10	STRENGTH OF	OPP. STRENGTH	TEAM	ADJ.	CONF.	ADJ CONF.
Average RPI Loss:	120	RECORD	PCT. RANK	GAMES	SCHEDULE	OF SCHEDULE	RPI	RPI	RPI	RPI
DIV. I ONLY		11- 10	158	6-4	131	132	147	147	10	10
DIV. I NON-CONF.		5- 6	187	0	162	215	200	200	10	10
<hr/>										
TOTALS	RPI 1-25	RPI 26-50		W-L RECORDS		RPI 51-100	RPI 101-150	RPI 150+		
11- 10	0- 1	0- 0		OVERALL		1- 2	4- 2	6- 5		
6- 4	0- 0	0- 0		HOME		1- 1	2- 0	3- 3		
4- 5	0- 1	0- 0		AWAY		0- 0	1- 2	3- 2		
1- 1	0- 0	0- 0		NEUTRAL		0- 1	1- 0	0- 0		
5- 6	0- 0	0- 0		NON-CONFERENCE		1- 2	1- 2	3- 2		
2- 3	0- 0	0- 0		HOME		1- 1	0- 0	1- 2		
2- 2	0- 0	0- 0		AWAY		0- 0	0- 2	2- 0		
1- 1	0- 0	0- 0		NEUTRAL		0- 1	1- 0	0- 0		
6- 4	0- 1	0- 0		CONFERENCE		0- 0	3- 0	3- 3		
4- 1	0- 0	0- 0		HOME		0- 0	2- 0	2- 1		
2- 3	0- 1	0- 0		AWAY		0- 0	1- 0	1- 2		
0- 0	0- 0	0- 0		NEUTRAL		0- 0	0- 0	0- 0		

RPI 1-25				RPI 26-50				RPI 51-100				RPI 101+ Team's RPI: 147			
RPI	S	Opponent	Score	RPI	S	Opponent	Score	RPI	S	Opponent	Score	RPI	S	Opponent	Score
18	A	Central Mich.	66 73					56	H	Belmont	53 48	102	A	Duquesne	74 79
								58	N	Troy	64 71	104	A	Notre Dame	51 54
								62	H	Dayton	42 60	105	N	Pacific	66 65
												107	A	Buffalo	78 62
												107	H	Buffalo	71 59
												110	H	Kent St.	69 60
												163	H	Eastern Mich.	62 77
												165	A	Miami (OH)	83 92
												168	H	Memphis	76 83
												173	A	Northern Ill.	63 51
												176	A	Western Mich.	72 84
												184	H	Valparaiso	54 61
												190	H	Akron	65 61
												251	H	Bowling Green	79 72
												315	A	Georgia St.	74 48
												330	A	Detroit Mercy	82 64
												339	H	Canisius	83 65

LAST 10 Division I															
107	A	Buffalo	78 62	251	H	Bowling Green	79 72								
165	A	Miami (OH)	83 92	190	H	Akron	65 61								
110	H	Kent St.	69 60	173	A	Northern Ill.	63 51								
163	H	Eastern Mich.	62 77	107	H	Buffalo	71 59								
18	A	Central Mich.	66 73	176	A	Western Mich.	72 84								

T
o
l
e
d
o

Non-Div I Games:

Toledo

Average RPI Win: 209	WON-LOST	WINNING	LAST 10	STRENGTH OF	OPP. STRENGTH	TEAM	ADJ.	CONF.	ADJ CONF.
Average RPI Loss: 114	RECORD	PCT. RANK	GAMES	SCHEDULE	OF SCHEDULE	RPI	RPI	RPI	RPI
DIV. I ONLY	9- 11	215	5-5	123	118	182	182	14	14
DIV. I NON-CONF.	4- 6	212	0	157	68	222	222	13	13
TOTALS	RPI 1-25	RPI 26-50	W-L RECORDS	RPI 51-100	RPI 101-150	RPI 150+			
9- 11	0- 1	1- 2	OVERALL	0- 2	1- 3	7- 3			
6- 4	0- 0	1- 0	HOME	0- 1	1- 2	4- 1			
2- 6	0- 0	0- 2	AWAY	0- 1	0- 1	2- 2			
1- 1	0- 1	0- 0	NEUTRAL	0- 0	0- 0	1- 0			
4- 6	0- 1	0- 1	NON-CONFERENCE	0- 1	0- 1	4- 2			
3- 2	0- 0	0- 0	HOME	0- 1	0- 0	3- 1			
0- 3	0- 0	0- 1	AWAY	0- 0	0- 1	0- 1			
1- 1	0- 1	0- 0	NEUTRAL	0- 0	0- 0	1- 0			
5- 5	0- 0	1- 1	CONFERENCE	0- 1	1- 2	3- 1			
3- 2	0- 0	1- 0	HOME	0- 0	1- 2	1- 0			
2- 3	0- 0	0- 1	AWAY	0- 1	0- 0	2- 1			
0- 0	0- 0	0- 0	NEUTRAL	0- 0	0- 0	0- 0			

RPI 1-25				RPI 26-50				RPI 51-100				RPI 101+ Team's RPI: 182			
RPI	S	Opponent	Score	RPI	S	Opponent	Score	RPI	S	Opponent	Score	RPI	S	Opponent	Score
7	N	Iowa	72 100	44	A	James Madison	39 81	55	A	Drexel	50 59	119	A	San Diego	67 81
				44	H	James Madison	76 75	72	H	Temple	59 74	125	H	William & Mary	75 83
				47	A	Rutgers	53 67					137	H	Elon	61 74
												146	H	Northeastern	81 68
												179	H	American	63 60
												188	A	Delaware	62 69
												201	H	Mt. St. Mary's	73 57
												205	H	Penn St.	67 73
												228	N	Iona	75 58
												245	H	Marshall	59 56
												255	A	Col. of Charleston	79 62
												260	A	San Diego St.	72 80
												263	A	UNCW	62 41
												316	H	Hofstra	84 71
LAST 10 Division I															
				44	A	James Madison	39 81	263	A	UNCW	62 41				
				188	A	Delaware	62 69	255	A	Col. of Charleston	79 62				
				55	A	Drexel	50 59	44	H	James Madison	76 75				
				316	H	Hofstra	84 71	125	H	William & Mary	75 83				
				146	H	Northeastern	81 68	137	H	Elon	61 74				

Non-Div I Games: Chestnut Hill 86 49

Towson

■ Loss,
 ■ Non-Conf,
 ■ S Site,
 ■ H Home
 ■ A Away
 N Neutral

Average RPI Win:	225	WON-LOST	WINNING	LAST 10	STRENGTH OF	OPP. STRENGTH	TEAM	ADJ.	CONF.	ADJ CONF.
Average RPI Loss:	70	RECORD	PCT. RANK	GAMES	SCHEDULE	OF SCHEDULE	RPI	RPI	RPI	RPI
DIV. I ONLY	17- 3	19	9-1	219	202	58	58	21	21	
DIV. I NON-CONF.	7- 2	53	0	120	65	31	31	19	19	
TOTALS	RPI 1-25	RPI 26-50	W-L RECORDS	RPI 51-100	RPI 101-150	RPI 150+				
17- 3	0- 1	0- 1	OVERALL	1- 0	4- 0	12- 1				
8- 1	0- 0	0- 0	HOME	1- 0	1- 0	6- 1				
7- 2	0- 1	0- 1	AWAY	0- 0	1- 0	6- 0				
2- 0	0- 0	0- 0	NEUTRAL	0- 0	2- 0	0- 0				
7- 2	0- 1	0- 1	NON-CONFERENCE	0- 0	3- 0	4- 0				
2- 0	0- 0	0- 0	HOME	0- 0	0- 0	2- 0				
3- 2	0- 1	0- 1	AWAY	0- 0	1- 0	2- 0				
2- 0	0- 0	0- 0	NEUTRAL	0- 0	2- 0	0- 0				
10- 1	0- 0	0- 0	CONFERENCE	1- 0	1- 0	8- 1				
6- 1	0- 0	0- 0	HOME	1- 0	1- 0	4- 1				
4- 0	0- 0	0- 0	AWAY	0- 0	0- 0	4- 0				
0- 0	0- 0	0- 0	NEUTRAL	0- 0	0- 0	0- 0				

RPI 1-25			RPI 26-50			RPI 51-100			Team's RPI: 58	RPI 101+		
RPI	S	Opponent	Score	RPI	S	Opponent	Score	RPI	S	Opponent	Score	
9	A	Mississippi St.	82 122	37	A	Duke	85 99	99	H	Coastal Caro.	84 77	
LAST 10 Division I												
164	A	Louisiana	67 64	315	A	Georgia St.	71 57	110	N	Kent St.	71 64	
347	H	La.-Monroe	77 65	297	A	Ga. Southern	79 69	113	A	Bethune-Cookman	68 62	
235	H	South Alabama	85 68	164	H	Louisiana	73 79	124	H	UT Arlington	85 69	
124	H	UT Arlington	85 69	347	A	La.-Monroe	72 65	147	N	Toledo	71 64	
295	H	Texas St.	84 50	249	H	Appalachian St.	84 55	164	A	Louisiana	67 64	
				270	H	ETSU	79 61	164	H	Louisiana	73 79	
				295	H	Texas St.	84 50	174	A	Samford	74 65	
				297	A	Ga. Southern	79 69	233	A	Chattanooga	90 51	
				298	H	Jacksonville St.	94 64	235	H	South Alabama	85 68	
				315	A	Georgia St.	71 57	249	H	Appalachian St.	84 55	
				347	A	La.-Monroe	72 65	270	H	ETSU	79 61	
				249	H	Appalachian St.	84 55	295	H	Texas St.	84 50	
								297	A	Ga. Southern	79 69	
								298	H	Jacksonville St.	94 64	
								315	A	Georgia St.	71 57	
								347	A	La.-Monroe	72 65	
								347	H	La.-Monroe	77 65	

Non-Div I Games: AUM 72 42 Fort Valley St. 101 52

Troy

Tulane

Through Games Of Feb. 10, 2020

Average RPI Win:	183	WON-LOST	WINNING	LAST 10	STRENGTH OF	OPP. STRENGTH	TEAM	ADJ.	CONF.	ADJ CONF.
Average RPI Loss:	100	RECORD	PCT. RANK	GAMES	SCHEDULE	OF SCHEDULE	RPI	RPI	RPI	RPI
DIV. I ONLY	12- 11	164	7-3	98	95	144	144	9	9	
DIV. I NON-CONF.	5- 8	221	0	78	105	201	201	9	9	
TOTALS	RPI 1-25	RPI 26-50	W-L RECORDS	RPI 51-100	RPI 101-150	RPI 150+				
12- 11	0- 1	0- 0	OVERALL	2- 6	2- 1	8- 3				
7- 7	0- 1	0- 0	HOME	2- 3	0- 1	5- 2				
5- 2	0- 0	0- 0	AWAY	0- 1	2- 0	3- 1				
0- 2	0- 0	0- 0	NEUTRAL	0- 2	0- 0	0- 0				
5- 8	0- 1	0- 0	NON-CONFERENCE	0- 5	1- 1	4- 1				
3- 6	0- 1	0- 0	HOME	0- 3	0- 1	3- 1				
2- 0	0- 0	0- 0	AWAY	0- 0	1- 0	1- 0				
0- 2	0- 0	0- 0	NEUTRAL	0- 2	0- 0	0- 0				
7- 3	0- 0	0- 0	CONFERENCE	2- 1	1- 0	4- 2				
4- 1	0- 0	0- 0	HOME	2- 0	0- 0	2- 1				
3- 2	0- 0	0- 0	AWAY	0- 1	1- 0	2- 1				
0- 0	0- 0	0- 0	NEUTRAL	0- 0	0- 0	0- 0				

RPI 1-25				RPI 26-50				RPI 51-100				RPI 101+ Team's RPI: 144			
RPI	S	Opponent	Score	RPI	S	Opponent	Score	RPI	S	Opponent	Score	RPI	S	Opponent	Score
24	H	LSU	54 59					53	H	UCF	60 59	109	H	Texas Southern	62 72
								60	H	Middle Tenn.	62 64	134	A	Washington	64 62
								64	H	Alabama	56 66	148	A	Wichita St.	61 56
								66	H	Colorado	52 62	152	H	Jackson St.	82 46
								67	A	South Fla.	56 63	156	H	Houston	60 66
								76	N	Boston College	76 89	168	A	Memphis	62 64
								77	N	Charlotte	56 60	168	H	Memphis	59 55
								80	H	Cincinnati	64 59	215	H	Central Ark.	65 38
												220	A	Southern Miss.	62 58
												231	A	SMU	67 66
												235	H	South Alabama	53 62
												246	A	Tulsa	50 46
												246	H	Tulsa	64 62
												297	H	Ga. Southern	56 40
LAST 10 Division I															
168	A	Memphis	62 64	80	H	Cincinnati	64 59	231	A	SMU	67 66				
156	H	Houston	60 66					168	H	Memphis	59 55				
246	A	Tulsa	50 46					246	H	Tulsa	64 62				
67	A	South Fla.	56 63					148	A	Wichita St.	61 56				
53	H	UCF	60 59												

Non-Div I Games:

Tulane

■ Loss,
■ Non-Conf, S Site,
■ Home
■ Away
N Neutral

Average RPI Win:	247	WON-LOST	WINNING	LAST 10	STRENGTH OF	OPP. STRENGTH	TEAM	ADJ.	CONF.	ADJ CONF.
Average RPI Loss:	105	RECORD	PCT. RANK	GAMES	SCHEDULE	OF SCHEDULE	RPI	RPI	RPI	RPI
DIV. I ONLY	6- 17	300	1-9	92	93	246	246	9	9	
DIV. I NON-CONF.	5- 8	221	0	88	173	195	195	9	9	
TOTALS	RPI 1-25	RPI 26-50	W-L RECORDS	RPI 51-100	RPI 101-150	RPI 150+				
6- 17	0- 1	0- 4	OVERALL	0- 3	0- 5	6- 4				
5- 6	0- 0	0- 1	HOME	0- 3	0- 2	5- 0				
1- 9	0- 1	0- 1	AWAY	0- 0	0- 3	1- 4				
0- 2	0- 0	0- 2	NEUTRAL	0- 0	0- 0	0- 0				
5- 8	0- 0	0- 4	NON-CONFERENCE	0- 0	0- 2	5- 2				
4- 2	0- 0	0- 1	HOME	0- 0	0- 1	4- 0				
1- 4	0- 0	0- 1	AWAY	0- 0	0- 1	1- 2				
0- 2	0- 0	0- 2	NEUTRAL	0- 0	0- 0	0- 0				
1- 9	0- 1	0- 0	CONFERENCE	0- 3	0- 3	1- 2				
1- 4	0- 0	0- 0	HOME	0- 3	0- 1	1- 0				
0- 5	0- 1	0- 0	AWAY	0- 0	0- 2	0- 2				
0- 0	0- 0	0- 0	NEUTRAL	0- 0	0- 0	0- 0				

RPI	S	Opponent	Score	RPI	S	Opponent	Score	RPI	S	Opponent	Score	RPI	S	Opponent	Score	Team's RPI: 246
6	A	UConn	34 92	30	N	Western Ky.	63 76	53	H	UCF	49 62	103	H	SFA	63 67	
				36	N	Marquette	60 61	67	H	South Fla.	52 68	108	A	Abilene Christian	63 73	
				38	A	Arkansas	41 91	72	H	Temple	65 74	144	A	Tulane	62 64	
				50	H	Oklahoma St.	48 78					144	H	Tulane	46 50	
												148	A	Wichita St.	46 57	
												168	A	Memphis	44 63	
												183	A	Little Rock	51 63	
												208	A	Stetson	60 66	
												209	H	Oral Roberts	67 65	
												218	A	UTEP	58 51	
												231	A	SMU	38 57	
												239	H	Arkansas St.	79 77	
												265	H	East Carolina	58 56	
												268	H	Colorado St.	61 55	
												280	H	LMU (CA)	75 56	
LAST 10 Division I																
53	H	UCF	49 62	6	A	UConn	34 92									
168	A	Memphis	44 63	148	A	Wichita St.	46 57									
144	H	Tulane	46 50	67	H	South Fla.	52 68									
231	A	SMU	38 57	144	A	Tulane	62 64									
265	H	East Carolina	58 56	72	H	Temple	65 74									

Non-Div I Games:

Tulsa

Average RPI Win:	218	WON-LOST	WINNING	LAST 10	STRENGTH OF	OPP. STRENGTH	TEAM	ADJ.	CONF.	ADJ CONF.
Average RPI Loss:	105	RECORD	PCT. RANK	GAMES	SCHEDULE	OF SCHEDULE	RPI	RPI	RPI	RPI
DIV. I ONLY	14- 8	90	7-3	180	133	112	112	13	13	
DIV. I NON-CONF.	6- 4	123	0	235	132	161	161	14	14	

TOTALS	RPI 1-25	RPI 26-50	W-L RECORDS	RPI 51-100	RPI 101-150	RPI 150+				
14- 8	0- 0	1- 2	OVERALL	0- 3	2- 1	11- 2				
9- 2	0- 0	1- 0	HOME	0- 1	1- 1	7- 0				
4- 5	0- 0	0- 2	AWAY	0- 1	0- 0	4- 2				
1- 1	0- 0	0- 0	NEUTRAL	0- 1	1- 0	0- 0				
6- 4	0- 0	0- 1	NON-CONFERENCE	0- 1	2- 1	4- 1				
4- 1	0- 0	0- 0	HOME	0- 0	1- 1	3- 0				
1- 2	0- 0	0- 1	AWAY	0- 0	0- 0	1- 1				
1- 1	0- 0	0- 0	NEUTRAL	0- 1	1- 0	0- 0				
8- 4	0- 0	1- 1	CONFERENCE	0- 2	0- 0	7- 1				
5- 1	0- 0	1- 0	HOME	0- 1	0- 0	4- 0				
3- 3	0- 0	0- 1	AWAY	0- 1	0- 0	3- 1				
0- 0	0- 0	0- 0	NEUTRAL	0- 0	0- 0	0- 0				

RPI 1-25			RPI 26-50			RPI 51-100			RPI 101+			Team's RPI: 112
RPI	S	Opponent	Score	RPI	S	Opponent	Score	RPI	S	Opponent	Score	
30	A	Western Ky.	65 69	66	N	Colorado	69 77	109	N	Texas Southern	84 68	
33	H	Old Dominion	76 65	77	H	Charlotte	75 83	126	H	Auburn	80 75	
39	A	Oklahoma	75 82	87	A	Rice	53 64	127	H	Boise St.	81 83	
								168	A	Memphis	52 77	
								174	H	Samford	76 69	
								181	H	Fla. Atlantic	92 73	
								218	H	UTEP	63 51	
								220	A	Southern Miss.	74 68	
								235	H	South Alabama	77 61	
								241	A	Louisiana Tech	71 51	
								245	A	Marshall	56 61	
								262	A	North Texas	51 50	
								286	H	FIU	71 58	
								299	H	UTSA	94 55	
								328	A	Alcorn	86 65	
								334	H	McNeese	97 70	

LAST 10 Division I												
262	A	North Texas	51 50	220	A	Southern Miss.	74 68					
87	A	Rice	53 64	181	H	Fla. Atlantic	92 73					
218	H	UTEP	63 51	286	H	FIU	71 58					
299	H	UTSA	94 55	245	A	Marshall	56 61					
241	A	Louisiana Tech	71 51	30	A	Western Ky.	65 69					

Non-Div I Games: Ala.-Huntsville 74 57 Tuskegee 103 60

UAB

Loss, Non-Conf, S Site, H Home A Away N Neutral

Average RPI Win:	247	WON-LOST	WINNING	LAST 10	STRENGTH OF	OPP. STRENGTH	TEAM	ADJ.	CONF.	ADJ CONF.
Average RPI Loss:	156	RECORD	PCT. RANK	GAMES	SCHEDULE	OF SCHEDULE	RPI	RPI	RPI	RPI
DIV. I ONLY	11- 10	158	7-3	199	227	161	161	28	28	
DIV. I NON-CONF.	4- 8	235	0-1	102	160	205	205	26	26	
TOTALS	RPI 1-25	RPI 26-50	W-L RECORDS	RPI 51-100	RPI 101-150	RPI 150+				
11- 10	0- 1	0- 0	OVERALL	0- 3	1- 0	10- 6				
7- 2	0- 0	0- 0	HOME	0- 0	1- 0	6- 2				
4- 8	0- 1	0- 0	AWAY	0- 3	0- 0	4- 4				
0- 0	0- 0	0- 0	NEUTRAL	0- 0	0- 0	0- 0				
4- 8	0- 1	0- 0	NON-CONFERENCE	0- 3	1- 0	3- 4				
3- 2	0- 0	0- 0	HOME	0- 0	1- 0	2- 2				
1- 6	0- 1	0- 0	AWAY	0- 3	0- 0	1- 2				
0- 0	0- 0	0- 0	NEUTRAL	0- 0	0- 0	0- 0				
7- 2	0- 0	0- 0	CONFERENCE	0- 0	0- 0	7- 2				
4- 0	0- 0	0- 0	HOME	0- 0	0- 0	4- 0				
3- 2	0- 0	0- 0	AWAY	0- 0	0- 0	3- 2				
0- 0	0- 0	0- 0	NEUTRAL	0- 0	0- 0	0- 0				

RPI 1-25			RPI 26-50			RPI 51-100			RPI 101+ Team's RPI: 161		
RPI	S	Opponent	Score	RPI	S	Opponent	Score	RPI	S	Opponent	Score
10	A	Stanford	55 67					57	A	Minnesota	67 76
								59	A	Fresno St.	65 73
								91	A	Montana St.	65 77
								150	H	Boston U.	75 68
								155	A	Saint Mary's (CA)	74 83
								178	H	Hawaii	62 49
								185	A	Northern Ariz.	71 61
								186	A	Pepperdine	67 70
								203	H	Santa Clara	61 62
								207	H	Portland St.	70 76
								234	A	Cal St. Fullerton	72 61
								243	H	San Francisco	79 67
								267	H	Long Beach St.	57 55
								273	A	UC Santa Barbara	56 46
								273	H	UC Santa Barbara	66 63
								288	A	UC Riverside	70 75
								289	H	CSUN	61 39
								302	A	UC Irvine	68 73
								308	H	Sacramento St.	77 75
								312	A	Cal Poly	42 36
LAST 10 Division I											
302	A	UC Irvine	68 73	273	A	UC Santa Barbara	56 46				
234	A	Cal St. Fullerton	72 61	267	H	Long Beach St.	57 55				
273	H	UC Santa Barbara	66 63	178	H	Hawaii	62 49				
289	H	CSUN	61 39	288	A	UC Riverside	70 75				
312	A	Cal Poly	42 36	10	A	Stanford	55 67				

Non-Div I Games: William Jessup 96 32

UC Davis

■ Loss,
 ■ Non-Conf,
 ■ S Site,
 ■ H Home
 ■ A Away
 N Neutral

U
C
I
r
v
i
n
eU
C
I
r
v
i
n
e

UC Irvine

Page 300

UC Riverside

Through Games Of Feb. 10, 2020

Average RPI Win:	268	WON-LOST	WINNING	LAST 10	STRENGTH OF	OPP. STRENGTH	TEAM	ADJ.	CONF.	ADJ CONF.
Average RPI Loss:	187	RECORD	PCT. RANK	GAMES	SCHEDULE	OF SCHEDULE	RPI	RPI	RPI	RPI
DIV. I ONLY	7- 16	280	4-6	240	230	288	288	28	28	
DIV. I NON-CONF.	4- 10	259	1-0	196	197	260	260	26	26	
TOTALS	RPI 1-25	RPI 26-50	W-L RECORDS	RPI 51-100	RPI 101-150	RPI 150+				
7- 16	0- 2	0- 0	OVERALL	0- 1	0- 2	7- 11				
5- 4	0- 0	0- 0	HOME	0- 1	0- 0	5- 3				
2- 12	0- 2	0- 0	AWAY	0- 0	0- 2	2- 8				
0- 0	0- 0	0- 0	NEUTRAL	0- 0	0- 0	0- 0				
4- 10	0- 2	0- 0	NON-CONFERENCE	0- 1	0- 2	4- 5				
3- 2	0- 0	0- 0	HOME	0- 1	0- 0	3- 1				
1- 8	0- 2	0- 0	AWAY	0- 0	0- 2	1- 4				
0- 0	0- 0	0- 0	NEUTRAL	0- 0	0- 0	0- 0				
3- 6	0- 0	0- 0	CONFERENCE	0- 0	0- 0	3- 6				
2- 2	0- 0	0- 0	HOME	0- 0	0- 0	2- 2				
1- 4	0- 0	0- 0	AWAY	0- 0	0- 0	1- 4				
0- 0	0- 0	0- 0	NEUTRAL	0- 0	0- 0	0- 0				

RPI 1-25				RPI 26-50				RPI 51-100				RPI 101+ Team's RPI: 288			
RPI	S	Opponent	Score	RPI	S	Opponent	Score	RPI	S	Opponent	Score	RPI	S	Opponent	Score
2	A	Oregon	41 84					83	H	Southern California	59 76	115	A	VCU	51 67
21	A	Arizona	27 70									140	A	California	61 84
												161	H	UC Davis	75 70
												167	A	Southern Utah	68 79
												178	A	Hawaii	57 80
												178	H	Hawaii	59 65
												194	A	New Mexico	70 80
												218	A	UTEP	50 63
												219	H	CSU Bakersfield	53 52
												234	A	Cal St. Fullerton	61 71
												267	A	Long Beach St.	67 73
												268	A	Colorado St.	40 52
												273	H	UC Santa Barbara	66 61
												289	A	CSUN	67 62
												290	H	California Baptist	80 64
												302	H	UC Irvine	53 77
												312	A	Cal Poly	70 75
												319	H	Weber St.	54 64
												321	A	New Mexico St.	60 58
												324	H	Utah Valley	67 53
LAST 10 Division I															
234	A	Cal St. Fullerton	61 71	312	A	Cal Poly	70 75								
289	A	CSUN	67 62	273	H	UC Santa Barbara	66 61								
302	H	UC Irvine	53 77	178	A	Hawaii	57 80								
267	A	Long Beach St.	67 73	161	H	UC Davis	75 70								
178	H	Hawaii	59 65	219	H	CSU Bakersfield	53 52								

Non-Div I Games:

UC Riverside

■ Loss,
 ■ Non-Conf,
 ■ S Site,
 ■ Home
 ■ Away
 N Neutral

Average RPI Win: 271		WON-LOST	WINNING	LAST 10	STRENGTH OF	OPP. STRENGTH	TEAM	ADJ.	CONF.	ADJ CONF.
Average RPI Loss: 177		RECORD	PCT. RANK	GAMES	SCHEDULE	OF SCHEDULE	RPI	RPI	RPI	RPI
DIV. I ONLY		8- 13	243	4-6	231	291	273	273	28	28
DIV. I NON-CONF.		4- 8	235	0-1	178	296	262	262	26	26
TOTALS		RPI 1-25	RPI 26-50	W-L RECORDS	RPI 51-100	RPI 101-150	RPI 150+			
8- 13	0- 1		0- 0	OVERALL	1- 0	0- 2	7- 10			
5- 5	0- 0		0- 0	HOME	1- 0	0- 1	4- 4			
2- 7	0- 1		0- 0	AWAY	0- 0	0- 0	2- 6			
1- 1	0- 0		0- 0	NEUTRAL	0- 0	0- 1	1- 0			
4- 8	0- 1		0- 0	NON-CONFERENCE	1- 0	0- 2	3- 5			
3- 2	0- 0		0- 0	HOME	1- 0	0- 1	2- 1			
0- 5	0- 1		0- 0	AWAY	0- 0	0- 0	0- 4			
1- 1	0- 0		0- 0	NEUTRAL	0- 0	0- 1	1- 0			
4- 5	0- 0		0- 0	CONFERENCE	0- 0	0- 0	4- 5			
2- 3	0- 0		0- 0	HOME	0- 0	0- 0	2- 3			
2- 2	0- 0		0- 0	AWAY	0- 0	0- 0	2- 2			
0- 0	0- 0		0- 0	NEUTRAL	0- 0	0- 0	0- 0			

RPI 1-25					RPI 26-50					RPI 51-100					RPI 101+					Team's RPI: 273	
RPI	S	Opponent	Score		RPI	S	Opponent	Score		RPI	S	Opponent	Score		RPI	S	Opponent	Score			
21	A	Arizona	42	61						83	H	Southern California	57	46	103	N	SFA	56	67		
															105	H	Pacific	53	63		
															153	H	San Jose St.	70	73		
															155	A	Saint Mary's (CA)	43	64		
															161	A	UC Davis	63	66		
															161	H	UC Davis	46	56		
															178	H	Hawaii	51	63		
															219	A	CSU Bakersfield	62	66		
															234	A	Cal St. Fullerton	75	66		
															234	H	Cal St. Fullerton	68	70		
															238	A	Grand Canyon	57	58		
															260	H	San Diego St.	64	52		
															288	A	UC Riverside	61	66		
															290	A	California Baptist	81	85		
															302	A	UC Irvine	65	61		
															302	H	UC Irvine	67	57		
															312	H	Cal Poly	52	50		
															324	H	Utah Valley	59	51		
															350	N	Chicago St.	96	65		
LAST 10 Division I																					
					178	H	Hawaii	51	63	288	A	UC Riverside	61	66							
					302	H	UC Irvine	67	57	302	A	UC Irvine	65	61							
					161	A	UC Davis	63	66	312	H	Cal Poly	52	50							
					234	A	Cal St. Fullerton	75	66	234	H	Cal St. Fullerton	68	70							
					161	H	UC Davis	46	56	21	A	Arizona	42	61							

Non-Div I Games:	Ottawa (AZ)	72	57
------------------	-------------	----	----

UC Santa Barbara

Loss, Non-Conf, S Site, H Home A Away N Neutral

Average RPI Win:	174	WON-LOST	WINNING	LAST 10	STRENGTH OF	OPP. STRENGTH	TEAM	ADJ.	CONF.	ADJ CONF.
Average RPI Loss:	54	RECORD	PCT. RANK	GAMES	SCHEDULE	OF SCHEDULE	RPI	RPI	RPI	RPI
DIV. I ONLY	13- 8	97	6-4	38	75	53	53	9	9	
DIV. I NON-CONF.	8- 4	90	1-0	17	86	40	40	9	9	
TOTALS	RPI 1-25	RPI 26-50	W-L RECORDS	RPI 51-100	RPI 101-150	RPI 150+				
13- 8	1- 3	0- 1	OVERALL	1- 3	1- 1	10- 0				
10- 1	1- 1	0- 0	HOME	0- 0	0- 0	9- 0				
3- 5	0- 1	0- 0	AWAY	1- 3	1- 1	1- 0				
0- 2	0- 1	0- 1	NEUTRAL	0- 0	0- 0	0- 0				
8- 4	1- 2	0- 1	NON-CONFERENCE	0- 1	1- 0	6- 0				
7- 0	1- 0	0- 0	HOME	0- 0	0- 0	6- 0				
1- 2	0- 1	0- 0	AWAY	0- 1	1- 0	0- 0				
0- 2	0- 1	0- 1	NEUTRAL	0- 0	0- 0	0- 0				
5- 4	0- 1	0- 0	CONFERENCE	1- 2	0- 1	4- 0				
3- 1	0- 1	0- 0	HOME	0- 0	0- 0	3- 0				
2- 3	0- 0	0- 0	AWAY	1- 2	0- 1	1- 0				
0- 0	0- 0	0- 0	NEUTRAL	0- 0	0- 0	0- 0				

RPI	S	Opponent	Score	RPI	S	Opponent	Score	RPI	S	Opponent	Score	RPI	S	Opponent	Score
5	N	UCLA	56 61	44	N	James Madison	43 46	56	A	Belmont	37 72	103	A	SFA	63 57
6	H	UConn	52 59					67	A	South Fla.	64 57	144	A	Tulane	59 60
18	H	Central Mich.	64 58					72	A	Temple	65 67	155	H	Saint Mary's (CA)	67 58
25	A	FGCU	50 72					80	A	Cincinnati	64 81	157	H	Wright St.	69 53
												168	H	Memphis	82 66
												180	H	Quinnipiac	80 58
												188	H	Delaware	75 49
												208	H	Stetson	66 40
												231	H	SMU	67 57
												246	A	Tulsa	62 49
												265	H	East Carolina	91 55
												278	H	Pittsburgh	74 58
LAST 10 Division I															
246	A	Tulsa	62 49	67	A	South Fla.	64 57								
231	H	SMU	67 57	6	H	UConn	52 59								
72	A	Temple	65 67	80	A	Cincinnati	64 81								
168	H	Memphis	82 66	265	H	East Carolina	91 55								
144	A	Tulane	59 60	18	H	Central Mich.	64 58								

Non-Div I Games:

UCF

Average RPI Win:	115	WON-LOST	WINNING	LAST 10	STRENGTH OF	OPP. STRENGTH	TEAM	ADJ.	CONF.	ADJ CONF.
Average RPI Loss:	52	RECORD	PCT. RANK	GAMES	SCHEDULE	OF SCHEDULE	RPI	RPI	RPI	RPI
DIV. I ONLY	21- 2	8	8-2	43	19	5	5	1	1	
DIV. I NON-CONF.	11- 0	1	0	151	64	13	13	1	1	
TOTALS	RPI 1-25	RPI 26-50	W-L RECORDS	RPI 51-100	RPI 101-150	RPI 150+				
21- 2	3- 1	3- 0	OVERALL	7- 1	3- 0	5- 0				
11- 0	1- 0	2- 0	HOME	2- 0	2- 0	4- 0				
9- 2	2- 1	1- 0	AWAY	4- 1	1- 0	1- 0				
1- 0	0- 0	0- 0	NEUTRAL	1- 0	0- 0	0- 0				
11- 0	1- 0	1- 0	NON-CONFERENCE	3- 0	1- 0	5- 0				
6- 0	0- 0	1- 0	HOME	0- 0	1- 0	4- 0				
4- 0	1- 0	0- 0	AWAY	2- 0	0- 0	1- 0				
1- 0	0- 0	0- 0	NEUTRAL	1- 0	0- 0	0- 0				
10- 2	2- 1	2- 0	CONFERENCE	4- 1	2- 0	0- 0				
5- 0	1- 0	1- 0	HOME	2- 0	1- 0	0- 0				
5- 2	1- 1	1- 0	AWAY	2- 1	1- 0	0- 0				
0- 0	0- 0	0- 0	NEUTRAL	0- 0	0- 0	0- 0				

RPI	S	Opponent	Score	RPI	S	Opponent	Score	RPI	S	Opponent	Score	RPI	S	Opponent	Score
10	A	Stanford	79 69	28	A	Arizona St.	70 61	51	A	Virginia	73 62	105	H	Pacific	68 57
15	A	Indiana	68 58	28	H	Arizona St.	68 66	53	N	UCF	61 56	134	H	Washington	85 80
21	A	Arizona	66 92	41	H	Yale	100 65	66	A	Colorado	65 62	140	A	California	74 70
21	H	Arizona	70 58					83	A	Southern California	68 70	213	H	Northern Colo.	92 58
								83	H	Southern California	83 59	267	H	Long Beach St.	86 51
								84	A	Georgia	59 50	280	H	LMU (CA)	74 52
								92	A	Utah	84 54	289	A	CSUN	58 44
								94	H	Washington St.	66 50	319	H	Weber St.	85 45
LAST 10 Division I															
140	A	California	74 70	134	H	Washington	85 80								
10	A	Stanford	79 69	83	A	Southern California	68 70								
28	A	Arizona St.	70 61	66	A	Colorado	65 62								
21	A	Arizona	66 92	92	A	Utah	84 54								
94	H	Washington St.	66 50	21	H	Arizona	70 58								

Non-Div I Games:

UCLA

Average RPI Win:	112	WON-LOST	WINNING	LAST 10	STRENGTH OF	OPP. STRENGTH	TEAM	ADJ.	CONF.	ADJ CONF.
Average RPI Loss:	4	RECORD	PCT. RANK	GAMES	SCHEDULE	OF SCHEDULE	RPI	RPI	RPI	RPI
DIV. I ONLY	20- 3	15	8-2	19	4	6	6	9	9	
DIV. I NON-CONF.	10- 3	57	1-2	3	1	2	2	9	9	
TOTALS	RPI 1-25	RPI 26-50	W-L RECORDS	RPI 51-100	RPI 101-150	RPI 150+				
20- 3	1- 3	3- 0	OVERALL	6- 0	4- 0	6- 0				
9- 2	0- 2	1- 0	HOME	2- 0	3- 0	3- 0				
10- 1	1- 1	1- 0	AWAY	4- 0	1- 0	3- 0				
1- 0	0- 0	1- 0	NEUTRAL	0- 0	0- 0	0- 0				
10- 3	1- 3	3- 0	NON-CONFERENCE	3- 0	3- 0	0- 0				
4- 2	0- 2	1- 0	HOME	1- 0	2- 0	0- 0				
5- 1	1- 1	1- 0	AWAY	2- 0	1- 0	0- 0				
1- 0	0- 0	1- 0	NEUTRAL	0- 0	0- 0	0- 0				
10- 0	0- 0	0- 0	CONFERENCE	3- 0	1- 0	6- 0				
5- 0	0- 0	0- 0	HOME	1- 0	1- 0	3- 0				
5- 0	0- 0	0- 0	AWAY	2- 0	0- 0	3- 0				
0- 0	0- 0	0- 0	NEUTRAL	0- 0	0- 0	0- 0				

RPI	S	Opponent	Score	RPI	S	Opponent	Score	RPI	S	Opponent	Score	RPI	S	Opponent	Score
1	A	South Carolina	52 70	27	A	Ohio St.	73 62	51	H	Virginia	83 44	104	H	Notre Dame	81 57
2	H	Oregon	56 74	39	N	Oklahoma	97 53	53	A	UCF	59 52	106	A	Vanderbilt	64 51
8	H	Baylor	58 74	48	H	Tennessee	60 45	62	A	Dayton	75 37	140	H	California	72 61
19	A	DePaul	84 74					65	A	Seton Hall	92 78	148	H	Wichita St.	83 55
								72	A	Temple	83 54	156	H	Houston	91 51
								80	H	Cincinnati	80 50	168	A	Memphis	68 56
												168	H	Memphis	94 55
												231	A	SMU	80 42
												246	H	Tulsa	92 34
												265	A	East Carolina	98 42
LAST 10 Division I															
1	A	South Carolina	52 70	48	H	Tennessee	60 45								
168	H	Memphis	94 55	246	H	Tulsa	92 34								
2	H	Oregon	56 74	53	A	UCF	59 52								
80	H	Cincinnati	80 50	168	A	Memphis	68 56								
265	A	East Carolina	98 42	156	H	Houston	91 51								

Non-Div I Games:

UConn

■ Loss,
 ■ Non-Conf, S Site,
 ■ Home
 ■ Away
 N Neutral

Average RPI Win:	293	WON-LOST	WINNING	LAST 10	STRENGTH OF	OPP. STRENGTH	TEAM	ADJ.	CONF.	ADJ CONF.
Average RPI Loss:	197	RECORD	PCT. RANK	GAMES	SCHEDULE	OF SCHEDULE	RPI	RPI	RPI	RPI
DIV. I ONLY	3- 21	339	2-8	311	269	342	342	22	22	
DIV. I NON-CONF.	1- 10	329	0	309	211	339	339	20	20	
TOTALS	RPI 1-25	RPI 26-50	W-L RECORDS	RPI 51-100	RPI 101-150	RPI 150+				
3- 21	0- 1	0- 0	OVERALL	0- 1	0- 3	3- 16				
2- 10	0- 1	0- 0	HOME	0- 1	0- 0	2- 8				
1- 11	0- 0	0- 0	AWAY	0- 0	0- 3	1- 8				
0- 0	0- 0	0- 0	NEUTRAL	0- 0	0- 0	0- 0				
1- 10	0- 1	0- 0	NON-CONFERENCE	0- 0	0- 2	1- 7				
0- 5	0- 1	0- 0	HOME	0- 0	0- 0	0- 4				
1- 5	0- 0	0- 0	AWAY	0- 0	0- 2	1- 3				
0- 0	0- 0	0- 0	NEUTRAL	0- 0	0- 0	0- 0				
2- 11	0- 0	0- 0	CONFERENCE	0- 1	0- 1	2- 9				
2- 5	0- 0	0- 0	HOME	0- 1	0- 0	2- 4				
0- 6	0- 0	0- 0	AWAY	0- 0	0- 1	0- 5				
0- 0	0- 0	0- 0	NEUTRAL	0- 0	0- 0	0- 0				


















































RPI 1-25				RPI 26-50				RPI 51-100				RPI 101+				Team's RPI: 342	
RPI	S	Opponent	Score	RPI	S	Opponent	Score	RPI	S	Opponent	Score	RPI	S	Opponent	Score		
23	H	Florida St.	42 86					54	H	IUPUI	49 88	116	A	Kansas	50 91		
												122	A	Kansas St.	40 84		
												139	A	Green Bay	36 73		
												157	H	Wright St.	43 58		
												163	H	Eastern Mich.	59 68		
												165	A	Miami (OH)	35 85		
												176	H	Western Mich.	52 80		
												184	A	Valparaiso	37 63		
												191	A	Cleveland St.	44 84		
												191	H	Cleveland St.	43 83		
												202	H	Northern Ky.	46 88		
												224	H	Eastern Ill.	45 80		
												236	A	Milwaukee	55 71		
												247	A	Youngstown St.	65 77		
												247	H	Youngstown St.	59 53		
												281	A	Oakland	46 63		
												281	H	Oakland	70 64		
												283	H	Indiana St.	40 61		
												330	A	Detroit Mercy	52 58		
												330	H	Detroit Mercy	62 70		
												331	A	Purdue Fort Wayne	50 61		
												350	A	Chicago St.	73 61		
LAST 10 Division I																	
330	A	Detroit Mercy	52 58	139	A	Green Bay	36 73										
281	A	Oakland	46 63	236	A	Milwaukee	55 71										
191	H	Cleveland St.	43 83	202	H	Northern Ky.	46 88										
247	H	Youngstown St.	59 53	157	H	Wright St.	43 58										
54	H	IUPUI	49 88	281	H	Oakland	70 64										

Non-Div I Games:

UIC





■ Loss,
 ■ Non-Conf,
 S Site,
 ■ Home
 ■ Away
 N Neutral

Average RPI Win:	271	WON-LOST	WINNING	LAST 10	STRENGTH OF	OPP. STRENGTH	TEAM	ADJ.	CONF.	ADJ CONF.
Average RPI Loss:	201	RECORD	PCT. RANK	GAMES	SCHEDULE	OF SCHEDULE	RPI	RPI	RPI	RPI
DIV. I ONLY	7- 14	265	4-6	262	338	293	293	27	27	
DIV. I NON-CONF.	3- 7	252	0	257	326	296	296	27	27	
TOTALS	RPI 1-25	RPI 26-50	W-L RECORDS	RPI 51-100	RPI 101-150	RPI 150+				
7- 14	0- 0	0- 0	OVERALL	0- 3	0- 1	7- 10				
4- 4	0- 0	0- 0	HOME	0- 1	0- 0	4- 3				
3- 8	0- 0	0- 0	AWAY	0- 2	0- 1	3- 5				
0- 2	0- 0	0- 0	NEUTRAL	0- 0	0- 0	0- 2				
3- 7	0- 0	0- 0	NON-CONFERENCE	0- 1	0- 1	3- 5				
2- 1	0- 0	0- 0	HOME	0- 0	0- 0	2- 1				
1- 4	0- 0	0- 0	AWAY	0- 1	0- 1	1- 2				
0- 2	0- 0	0- 0	NEUTRAL	0- 0	0- 0	0- 2				
4- 7	0- 0	0- 0	CONFERENCE	0- 2	0- 0	4- 5				
2- 3	0- 0	0- 0	HOME	0- 1	0- 0	2- 2				
2- 4	0- 0	0- 0	AWAY	0- 1	0- 0	2- 3				
0- 0	0- 0	0- 0	NEUTRAL	0- 0	0- 0	0- 0				

RPI 1-25			RPI 26-50			RPI 51-100			RPI 101+			Team's RPI: 293
RPI	S	Opponent	Score	RPI	S	Opponent	Score	RPI	S	Opponent	Score	
						75  Stony Brook	45  57	125  William & Mary	48  76			
						75  Stony Brook	49  66	160  Lafayette	65	58		
						89  Syracuse	48  82	193  Binghamton	43	 61		
								201  Mt. St. Mary's	61	 71		
								206 N La Salle	58	 74		
								217  UMass Lowell	64	 75		
								217  UMass Lowell	65	52		
								225  Maine	74	54		
								229 N Kennesaw St.	44	 59		
								252  Morgan St.	65	63		
								253  New Hampshire	63	 72		
								256  Howard	61	 72		
								276  Wagner	60	 67		
								305  Vermont	58	 60		
								309  Albany (NY)	51	 56		
								343  Coppin St.	71	48		
								349  Hartford	56	47		
								349  Hartford	61	54		
LAST 10 Division I												
217		UMass Lowell	65	52	349		Hartford	61	54			
349		Hartford	56	47	253		New Hampshire	63	 72			
75		Stony Brook	49	 66	305		Vermont	58	 60			
309		Albany (NY)	51	 56	193		Binghamton	43	 61			
225		Maine	74	54	217		UMass Lowell	64	 75			

Non-Div I Games: Gettysburg 92 50

UMBC

 Loss,  Non-Conf, S Site,  Home  Away N Neutral

Average RPI Win:	258	WON-LOST	WINNING	LAST 10	STRENGTH OF	OPP. STRENGTH	TEAM	ADJ.	CONF.	ADJ CONF.
Average RPI Loss:	187	RECORD	PCT. RANK	GAMES	SCHEDULE	OF SCHEDULE	RPI	RPI	RPI	RPI
DIV. I ONLY	3- 17	326	2-8	217	301	318	318	29	29	
DIV. I NON-CONF.	1- 10	329	0-1	97	188	304	304	29	29	
TOTALS	RPI 1-25	RPI 26-50	W-L RECORDS	RPI 51-100	RPI 101-150	RPI 150+				
3- 17	0- 0	0- 2	OVERALL	0- 2	0- 3	3- 10				
2- 6	0- 0	0- 0	HOME	0- 0	0- 2	2- 4				
1- 11	0- 0	0- 2	AWAY	0- 2	0- 1	1- 6				
0- 0	0- 0	0- 0	NEUTRAL	0- 0	0- 0	0- 0				
1- 10	0- 0	0- 2	NON-CONFERENCE	0- 2	0- 2	1- 4				
1- 3	0- 0	0- 0	HOME	0- 0	0- 1	1- 2				
0- 7	0- 0	0- 2	AWAY	0- 2	0- 1	0- 2				
0- 0	0- 0	0- 0	NEUTRAL	0- 0	0- 0	0- 0				
2- 7	0- 0	0- 0	CONFERENCE	0- 0	0- 1	2- 6				
1- 3	0- 0	0- 0	HOME	0- 0	0- 1	1- 2				
1- 4	0- 0	0- 0	AWAY	0- 0	0- 0	1- 4				
0- 0	0- 0	0- 0	NEUTRAL	0- 0	0- 0	0- 0				

RPI S	Opponent	Score	RPI S	Opponent	Score	RPI S	Opponent	Score	RPI S	Opponent	Score	Team's RPI: 318
33	A Old Dominion	39 48	34	A Virginia Tech	43 86	77	A Charlotte	44 64	125	A William & Mary	50 78	
						89	A Syracuse	50 65	131	H Richmond	52 64	
									138	H N.C. A&T	31 67	
									151	A UNC Greensboro	48 86	
									171	A Norfolk St.	45 68	
									201	H Mt. St. Mary's	78 76	
									242	H Georgetown	39 57	
									252	A Morgan St.	71 61	
									252	H Morgan St.	44 55	
									256	H Howard	58 79	
									258	A Delaware St.	58 72	
									261	H Longwood	62 71	
									265	A East Carolina	42 57	
									320	H N.C. Central	65 63	
									343	A Coppin St.	63 66	
									348	A South Carolina St.	55 60	
LAST 10 Division I												
343	A Coppin St.	63 66	171	A Norfolk St.	45 68							
252	A Morgan St.	71 61	320	H N.C. Central	65 63							
258	A Delaware St.	58 72	138	H N.C. A&T	31 67							
252	H Morgan St.	44 55	256	H Howard	58 79							
348	A South Carolina St.	55 60	77	A Charlotte	44 64							

Non-Div I Games: Greensboro 65 48 Wesley 75 29

UMES

Loss, Non-Conf, S Site, H Home A Away N Neutral

UMKC				STRENGTH OF SCHEDULE	OPP. STRENGTH OF SCHEDULE	TEAM RPI	ADJ. RPI	CONF. RPI	ADJ CONF. RPI
Average RPI Win:	277	WON-LOST RECORD	WINNING PCT. RANK						
Average RPI Loss:	159		LAST 10 GAMES						
DIV. I ONLY	13- 9	112	8-2	328	212	222	222	31	31
DIV. I NON-CONF.	5- 7	205	0	267	36	263	263	32	32

TOTALS	RPI 1-25	RPI 26-50	W-L RECORDS	RPI 51-100	RPI 101-150	RPI 150+			
13- 9	0- 1	0- 0	OVERALL	0- 1	1- 4	12- 3			
8- 4	0- 0	0- 0	HOME	0- 1	1- 3	7- 0			
5- 5	0- 1	0- 0	AWAY	0- 0	0- 1	5- 3			
0- 0	0- 0	0- 0	NEUTRAL	0- 0	0- 0	0- 0			
5- 7	0- 1	0- 0	NON-CONFERENCE	0- 1	1- 4	4- 1			
4- 4	0- 0	0- 0	HOME	0- 1	1- 3	3- 0			
1- 3	0- 1	0- 0	AWAY	0- 0	0- 1	1- 1			
0- 0	0- 0	0- 0	NEUTRAL	0- 0	0- 0	0- 0			
8- 2	0- 0	0- 0	CONFERENCE	0- 0	0- 0	8- 2			
4- 0	0- 0	0- 0	HOME	0- 0	0- 0	4- 0			
4- 2	0- 0	0- 0	AWAY	0- 0	0- 0	4- 2			
0- 0	0- 0	0- 0	NEUTRAL	0- 0	0- 0	0- 0			

RPI 1-25				RPI 26-50				RPI 51-100				RPI 101+ Team's RPI: 222			
RPI	S	Opponent	Score	RPI	S	Opponent	Score	RPI	S	Opponent	Score	RPI	S	Opponent	Score
4	A	Missouri St.	58 83					98	H	Liberty	44 68	105	A	Pacific	60 89
												120	H	Davidson	64 74
												122	H	Kansas St.	67 74
												129	H	Missouri	59 56
												136	H	Loyola Chicago	67 72
												207	H	Portland St.	87 69
												219	A	CSU Bakersfield	60 70
												227	A	George Mason	64 58
												238	A	Grand Canyon	74 53
												290	H	California Baptist	75 65
												292	H	Denver	83 79
												303	A	Omaha	53 57
												306	H	Eastern Wash.	66 55
												307	A	UTRGV	72 58
												307	H	UTRGV	60 56
												310	A	Seattle U	76 65
												321	A	New Mexico St.	55 50
												321	H	New Mexico St.	56 52
												324	A	Utah Valley	41 62
												350	H	Chicago St.	73 57

								LAST 10 Division I							
				321	A	New Mexico St.	55 50			219	A	CSU Bakersfield	60 70		
				307	A	UTRGV	72 58			321	H	New Mexico St.	56 52		
				350	H	Chicago St.	73 57			307	H	UTRGV	60 56		
				290	H	California Baptist	75 65			324	A	Utah Valley	41 62		
				238	A	Grand Canyon	74 53			310	A	Seattle U	76 65		

Non-Div I Games: Rockhurst 78 60 Science & Arts Okla74 43

UMKC

Loss, Non-Conf, S Site, H Home A Away N Neutral

Average RPI Win:	292	WON-LOST	WINNING	LAST 10	STRENGTH OF	OPP. STRENGTH	TEAM	ADJ.	CONF.	ADJ CONF.
Average RPI Loss:	132	RECORD	PCT. RANK	GAMES	SCHEDULE	OF SCHEDULE	RPI	RPI	RPI	RPI
DIV. I ONLY	12- 12	173	7-3	235	303	217	217	27	27	
DIV. I NON-CONF.	4- 9	250	0	241	267	276	276	27	27	
TOTALS	RPI 1-25	RPI 26-50	W-L RECORDS	RPI 51-100	RPI 101-150	RPI 150+				
12- 12	0- 0	0- 1	OVERALL	0- 4	0- 4	12- 3				
7- 5	0- 0	0- 1	HOME	0- 1	0- 2	7- 1				
5- 7	0- 0	0- 0	AWAY	0- 3	0- 2	5- 2				
0- 0	0- 0	0- 0	NEUTRAL	0- 0	0- 0	0- 0				
4- 9	0- 0	0- 1	NON-CONFERENCE	0- 2	0- 4	4- 2				
2- 4	0- 0	0- 1	HOME	0- 0	0- 2	2- 1				
2- 5	0- 0	0- 0	AWAY	0- 2	0- 2	2- 1				
0- 0	0- 0	0- 0	NEUTRAL	0- 0	0- 0	0- 0				
8- 3	0- 0	0- 0	CONFERENCE	0- 2	0- 0	8- 1				
5- 1	0- 0	0- 0	HOME	0- 1	0- 0	5- 0				
3- 2	0- 0	0- 0	AWAY	0- 1	0- 0	3- 1				
0- 0	0- 0	0- 0	NEUTRAL	0- 0	0- 0	0- 0				

RPI	S	Opponent	Score	RPI	S	Opponent	Score	RPI	S	Opponent	Score	RPI	S	Opponent	Score	Team's RPI: 217
41	H	Yale	59 67	75	A	Stony Brook	41 60	116	A	Kansas	44 79	132	H	Cornell	56 70	
				75	H	Stony Brook	69 89	142	A	Providence	38 63	149	H	Massachusetts	58 74	
				76	A	Boston College	46 89	193	A	Binghamton	66 56	198	H	Dartmouth	51 62	
				82	A	Colgate	51 73	200	A	Merrimack	50 73	225	H	Maine	66 57	
								253	A	New Hampshire	66 53	253	H	New Hampshire	58 53	
								293	A	UMBC	52 65	293	H	UMBC	75 64	
								305	H	Vermont	61 47	309	H	Albany (NY)	53 51	
								314	A	Bryant	55 35	325	H	Fairleigh Dickinson	61 56	
								335	H	LIU Brooklyn	65 56	344	A	Central Conn. St.	56 54	
								349	A	Hartford	68 63					
LAST 10 Division I																
293	A	UMBC	52 65	309	H	Albany (NY)	53 51									
75	H	Stony Brook	69 89	225	H	Maine	66 57									
253	A	New Hampshire	66 53	193	A	Binghamton	66 56									
75	A	Stony Brook	41 60	349	A	Hartford	68 63									
305	H	Vermont	61 47	293	H	UMBC	75 64									

Non-Div I Games:

UMass Lowell

■ Loss,
 ■ Non-Conf,
 ■ S Site,
 ■ H Home
 ■ A Away
 N Neutral

UNC Asheville

Through Games Of Feb. 10, 2020

Average RPI Win:	261	WON-LOST	WINNING	LAST 10	STRENGTH OF	OPP. STRENGTH	TEAM	ADJ.	CONF.	ADJ CONF.
Average RPI Loss:	203	RECORD	PCT. RANK	GAMES	SCHEDULE	OF SCHEDULE	RPI	RPI	RPI	RPI
DIV. I ONLY	10- 10	173	4-6	288	334	244	244	25	25	
DIV. I NON-CONF.	4- 3	138	0	336	311	237	237	28	28	
TOTALS	RPI 1-25	RPI 26-50	W-L RECORDS	RPI 51-100	RPI 101-150	RPI 150+				
10- 10	0- 0	0- 0	OVERALL	0- 1	1- 1	9- 8				
4- 5	0- 0	0- 0	HOME	0- 0	1- 0	3- 5				
5- 5	0- 0	0- 0	AWAY	0- 1	0- 1	5- 3				
1- 0	0- 0	0- 0	NEUTRAL	0- 0	0- 0	1- 0				
4- 3	0- 0	0- 0	NON-CONFERENCE	0- 1	0- 0	4- 2				
1- 1	0- 0	0- 0	HOME	0- 0	0- 0	1- 1				
2- 2	0- 0	0- 0	AWAY	0- 1	0- 0	2- 1				
1- 0	0- 0	0- 0	NEUTRAL	0- 0	0- 0	1- 0				
6- 7	0- 0	0- 0	CONFERENCE	0- 0	1- 1	5- 6				
3- 4	0- 0	0- 0	HOME	0- 0	1- 0	2- 4				
3- 3	0- 0	0- 0	AWAY	0- 0	0- 1	3- 2				
0- 0	0- 0	0- 0	NEUTRAL	0- 0	0- 0	3- 0				

RPI S	Opponent	Score	RPI S	Opponent	Score	RPI S	Opponent	Score	RPI S	Opponent	Score	Team's RPI: 244
						73 A	Miami (FL)	46 75	118 A	Campbell	52 59	
									118 H	Campbell	60 52	
									151 H	UNC Greensboro	40 67	
									170 A	Hampton	59 68	
									170 H	Hampton	66 76	
									187 H	High Point	76 60	
									216 A	Radford	63 50	
									223 H	Gardner-Webb	59 65	
									237 N	Southern U.	53 34	
									257 A	Winthrop	50 43	
									261 A	Longwood	56 73	
									261 H	Longwood	51 54	
									266 A	Wofford	38 75	
									270 A	ETSU	72 54	
									304 H	Presbyterian	54 39	
									336 A	Western Caro.	64 47	
									337 A	USC Upstate	68 48	
									341 H	Charleston So.	48 60	
									348 H	South Carolina St.	82 51	
LAST 10 Division I												
			118 A	Campbell	52 59		223 H	Gardner-Webb	59 65			
			261 H	Longwood	51 54		341 H	Charleston So.	48 60			
			170 H	Hampton	66 76		216 A	Radford	63 50			
			257 A	Winthrop	50 43		187 H	High Point	76 60			
			261 A	Longwood	56 73		337 A	USC Upstate	68 48			

Non-Div I Games: Montreat 89 45 Lenoir-Rhyne 68 48

UNC Asheville

Loss, Non-Conf, S Site, H Home A Away N Neutral

UNC Greensboro

Through Games Of Feb. 10, 2020

Average RPI Win:	243	WON-LOST	WINNING	LAST 10	STRENGTH OF	OPP. STRENGTH	TEAM	ADJ.	CONF.	ADJ CONF.
Average RPI Loss:	166	RECORD	PCT. RANK	GAMES	SCHEDULE	OF SCHEDULE	RPI	RPI	RPI	RPI
DIV. I ONLY	14- 7	74	7-3	294	240	151	151	26	26	
DIV. I NON-CONF.	8- 4	90	1-0	159	299	98	98	22	22	
TOTALS	RPI 1-25	RPI 26-50	W-L RECORDS	RPI 51-100	RPI 101-150	RPI 150+				
14- 7	0- 0	0- 0	OVERALL	1- 1	1- 3	12- 3				
8- 2	0- 0	0- 0	HOME	0- 0	0- 1	8- 1				
6- 5	0- 0	0- 0	AWAY	1- 1	1- 2	4- 2				
0- 0	0- 0	0- 0	NEUTRAL	0- 0	0- 0	0- 0				
8- 4	0- 0	0- 0	NON-CONFERENCE	1- 1	1- 3	6- 0				
4- 1	0- 0	0- 0	HOME	0- 0	0- 1	4- 0				
4- 3	0- 0	0- 0	AWAY	1- 1	1- 2	2- 0				
0- 0	0- 0	0- 0	NEUTRAL	0- 0	0- 0	0- 0				
6- 3	0- 0	0- 0	CONFERENCE	0- 0	0- 0	6- 3				
4- 1	0- 0	0- 0	HOME	0- 0	0- 0	4- 1				
2- 2	0- 0	0- 0	AWAY	0- 0	0- 0	2- 2				
0- 0	0- 0	0- 0	NEUTRAL	0- 0	0- 0	0- 0				

RPI 1-25				RPI 26-50				RPI 51-100				RPI 101+				Team's RPI: 151	
RPI	S	Opponent	Score	RPI	S	Opponent	Score	RPI	S	Opponent	Score	RPI	S	Opponent	Score		
								98	A	Liberty	58 53	117	A	Wake Forest	67 65		
								99	A	Coastal Caro.	54 63	118	A	Campbell	64 72		
												131	H	Richmond	62 70		
												138	A	N.C. A&T	48 57		
												174	H	Samford	42 56		
												187	H	High Point	82 70		
												195	A	Furman	59 53		
												233	A	Chattanooga	59 74		
												233	H	Chattanooga	49 41		
												244	A	UNC Asheville	67 40		
												249	H	Appalachian St.	54 47		
												255	A	Col. of Charleston	69 56		
												266	A	Wofford	61 66		
												270	A	ETSU	65 45		
												270	H	ETSU	63 47		
												315	H	Georgia St.	64 49		
												317	H	Mercer	67 51		
												318	H	UMES	86 48		
												336	H	Western Caro.	54 43		
LAST 10 Division I																	
270	A	ETSU	65 45	195	A	Furman	59 53										
233	A	Chattanooga	59 74	336	H	Western Caro.	54 43										
174	H	Samford	42 56	233	H	Chattanooga	49 41										
317	H	Mercer	67 51	270	H	ETSU	63 47										
266	A	Wofford	61 66	249	H	Appalachian St.	54 47										

Non-Div I Games: Erskine 106 44 Concord 80 45 Lenoir-Rhyne 84 59

UNC Greensboro

Loss, Non-Conf, S Site, H Home A Away N Neutral

Average RPI Win:	256	WON-LOST	WINNING	LAST 10	STRENGTH OF	OPP. STRENGTH	TEAM	ADJ.	CONF.	ADJ CONF.
Average RPI Loss:	142	RECORD	PCT. RANK	GAMES	SCHEDULE	OF SCHEDULE	RPI	RPI	RPI	RPI
DIV. I ONLY	5- 15	303	2-8	120	229	263	263	14	14	
DIV. I NON-CONF.	2- 7	288	0	134	332	277	277	13	13	
TOTALS	RPI 1-25	RPI 26-50	W-L RECORDS	RPI 51-100	RPI 101-150	RPI 150+				
5- 15	0- 1	0- 1	OVERALL	0- 3	1- 5	4- 5				
2- 8	0- 0	0- 1	HOME	0- 2	0- 2	2- 3				
3- 6	0- 1	0- 0	AWAY	0- 0	1- 3	2- 2				
0- 1	0- 0	0- 0	NEUTRAL	0- 1	0- 0	0- 0				
2- 7	0- 1	0- 0	NON-CONFERENCE	0- 2	0- 1	2- 3				
1- 3	0- 0	0- 0	HOME	0- 1	0- 0	1- 2				
1- 3	0- 1	0- 0	AWAY	0- 0	0- 1	1- 1				
0- 1	0- 0	0- 0	NEUTRAL	0- 1	0- 0	0- 0				
3- 8	0- 0	0- 1	CONFERENCE	0- 1	1- 4	2- 2				
1- 5	0- 0	0- 1	HOME	0- 1	0- 2	1- 1				
2- 3	0- 0	0- 0	AWAY	0- 0	1- 2	1- 1				
0- 0	0- 0	0- 0	NEUTRAL	0- 0	0- 0	0- 0				

RPI 1-25			RPI 26-50			RPI 51-100			RPI 101+ Team's RPI: 263		
RPI	S	Opponent	Score	RPI	S	Opponent	Score	RPI	S	Opponent	Score
13	A	NC State	40 80	44	H	James Madison	58 66	55	H	Drexel	72 73
								79	N	North Carolina	45 85
								99	H	Coastal Caro.	43 62
								117	A	Wake Forest	55 65
								125	A	William & Mary	72 55
								125	H	William & Mary	55 63
								137	A	Elon	53 77
								137	H	Elon	57 60
								146	A	Northeastern	61 63
								182	H	Towson	41 62
								188	H	Delaware	71 65
								229	H	Kennesaw St.	56 58
								255	A	Col. of Charleston	63 67
								257	H	Winthrop	63 75
								261	A	Longwood	58 59
								304	A	Presbyterian	70 60
								316	A	Hofstra	62 59
								348	H	South Carolina St.	84 46
LAST 10 Division I											
125	H	William & Mary	55 63	182	H	Towson	41 62				
137	H	Elon	57 60	44	H	James Madison	58 66				
146	A	Northeastern	61 63	137	A	Elon	53 77				
316	A	Hofstra	62 59	125	A	William & Mary	72 55				
255	A	Col. of Charleston	63 67	55	H	Drexel	72 73				

Non-Div I Games: Catawba 75 78 Mount Olive 75 67

UNCW

Loss, Non-Conf, S Site, H Home A Away N Neutral

UNI		WON-LOST	WINNING	LAST 10	STRENGTH OF	OPP. STRENGTH	TEAM	ADJ.	CONF.	ADJ CONF.
Average RPI Win: 160		RECORD	PCT. RANK	GAMES	SCHEDULE	OF SCHEDULE	RPI	RPI	RPI	RPI
Average RPI Loss: 36										
DIV. I ONLY		13- 8	97	6-4	52	30	46	46	7	7
DIV. I NON-CONF.		7- 3	80	0	104	3	46	46	7	7

TOTALS	RPI 1-25		RPI 26-50		W-L RECORDS		RPI 51-100		RPI 101-150	RPI 150+
13- 8	1- 2		1- 4		OVERALL		3- 2		3- 0	5- 0
8- 1	1- 1		0- 0		HOME		2- 0		1- 0	4- 0
5- 5	0- 1		1- 3		AWAY		1- 1		2- 0	1- 0
0- 2	0- 0		0- 1		NEUTRAL		0- 1		0- 0	0- 0
7- 3	1- 0		1- 2		NON-CONFERENCE		1- 1		2- 0	2- 0
3- 0	1- 0		0- 0		HOME		1- 0		0- 0	1- 0
4- 1	0- 0		1- 1		AWAY		0- 0		2- 0	1- 0
0- 2	0- 0		0- 1		NEUTRAL		0- 1		0- 0	0- 0
6- 5	0- 2		0- 2		CONFERENCE		2- 1		1- 0	3- 0
5- 1	0- 1		0- 0		HOME		1- 0		1- 0	3- 0
1- 4	0- 1		0- 2		AWAY		1- 1		0- 0	0- 0
0- 0	0- 0		0- 0		NEUTRAL		0- 0		0- 0	0- 0

RPI 1-25				RPI 26-50				RPI 51-100				RPI 101+			
RPI	S	Opponent	Score	RPI	S	Opponent	Score	RPI	S	Opponent	Score	RPI	S	Opponent	Score
4	A	Missouri St.	66 80	27	N	Ohio St.	46 64	54	H	IUPUI	51 50	129	A	Missouri	78 73
4	H	Missouri St.	55 66	29	A	Drake	87 104	64	N	Alabama	77 87	136	H	Loyola Chicago	70 50
7	H	Iowa	88 66	35	A	Creighton	54 57	78	A	Illinois St.	57 65	148	A	Wichita St.	61 50
				43	A	Bradley	47 61	85	A	Southern Ill.	60 57	184	H	Valparaiso	77 70
				49	A	Iowa St.	71 63	85	H	Southern Ill.	71 66	283	H	Indiana St.	73 43
												291	H	North Dakota St.	95 63
												303	A	Omaha	81 45
												327	H	Evansville	76 60

LAST 10 Division I															
85	H	Southern Ill.	71 66	43	A	Bradley	47 61								
4	H	Missouri St.	55 66	283	H	Indiana St.	73 43								
184	H	Valparaiso	77 70	327	H	Evansville	76 60								
136	H	Loyola Chicago	70 50	4	A	Missouri St.	66 80								
78	A	Illinois St.	57 65	85	A	Southern Ill.	60 57								

Non-Div I Games: Northwest Mo. St. 78 53

UNI

Loss, Non-Conf, S Site, H Home A Away N Neutral

Average RPI Win:	215	WON-LOST	WINNING	LAST 10	STRENGTH OF	OPP. STRENGTH	TEAM	ADJ.	CONF.	ADJ CONF.
Average RPI Loss:	134	RECORD	PCT. RANK	GAMES	SCHEDULE	OF SCHEDULE	RPI	RPI	RPI	RPI
DIV. I ONLY	12- 11	164	7-3	173	150	177	177	17	17	
DIV. I NON-CONF.	4- 7	225	0	188	54	244	244	23	23	
TOTALS	RPI 1-25	RPI 26-50	W-L RECORDS	RPI 51-100	RPI 101-150	RPI 150+				
12- 11	0- 0	0- 1	OVERALL	2- 4	1- 1	9- 5				
8- 5	0- 0	0- 1	HOME	2- 2	1- 1	5- 1				
4- 6	0- 0	0- 0	AWAY	0- 2	0- 0	4- 4				
0- 0	0- 0	0- 0	NEUTRAL	0- 0	0- 0	0- 0				
4- 7	0- 0	0- 1	NON-CONFERENCE	2- 2	0- 1	2- 3				
3- 4	0- 0	0- 1	HOME	2- 1	0- 1	1- 1				
1- 3	0- 0	0- 0	AWAY	0- 1	0- 0	1- 2				
0- 0	0- 0	0- 0	NEUTRAL	0- 0	0- 0	0- 0				
8- 4	0- 0	0- 0	CONFERENCE	0- 2	1- 0	7- 2				
5- 1	0- 0	0- 0	HOME	0- 1	1- 0	4- 0				
3- 3	0- 0	0- 0	AWAY	0- 1	0- 0	3- 2				
0- 0	0- 0	0- 0	NEUTRAL	0- 0	0- 0	0- 0				

RPI S	Opponent	Score	RPI S	Opponent	Score	RPI S	Opponent	Score	RPI S	Opponent	Score	Team's RPI: 177
37	H Duke	45 57	51	H Virginia	55 63	127	H Boise St.	66 65				
			59	A Fresno St.	58 72	137	H Elon	44 50				
			59	H Fresno St.	66 72	153	A San Jose St.	60 62				
			61	H St. John's (NY)	79 75	167	A Southern Utah	68 72				
			67	H South Fla.	61 51	186	A Pepperdine	69 44				
			83	A Southern California	54 75	194	A New Mexico	68 51				
						204	H Wyoming	65 53				
						234	H Cal St. Fullerton	58 64				
						238	A Grand Canyon	51 53				
						259	H Nevada	66 64				
						260	A San Diego St.	39 48				
						268	H Colorado St.	56 52				
						277	A Utah St.	60 46				
						277	H Utah St.	69 45				
						311	A Air Force	67 60				
						348	H South Carolina St.	66 57				
LAST 10 Division I												
59	A Fresno St.	58 72	194	A New Mexico	68 51							
277	H Utah St.	69 45	153	A San Jose St.	60 62							
268	H Colorado St.	56 52	204	H Wyoming	65 53							
260	A San Diego St.	39 48	127	H Boise St.	66 65							
259	H Nevada	66 64	311	A Air Force	67 60							

Non-Div I Games:

UNLV

■ Loss,
 ■ Non-Conf,
 ■ S Site,
 ■ H Home
 ■ A Away
 N Neutral

USC Upstate

Through Games Of Feb. 10, 2020

Average RPI Win:	335	WON-LOST	WINNING	LAST 10	STRENGTH OF	OPP. STRENGTH	TEAM	ADJ.	CONF.	ADJ CONF.
Average RPI Loss:	189	RECORD	PCT. RANK	GAMES	SCHEDULE	OF SCHEDULE	RPI	RPI	RPI	RPI
DIV. I ONLY	5- 15	303	1-9	312	308	337	337	25	25	
DIV. I NON-CONF.	3- 4	201	0	339	177	299	299	28	28	
TOTALS	RPI 1-25	RPI 26-50	W-L RECORDS	RPI 51-100	RPI 101-150	RPI 150+				
5- 15	0- 1	0- 0	OVERALL	0- 1	0- 2	5- 11				
5- 6	0- 0	0- 0	HOME	0- 0	0- 1	5- 5				
0- 9	0- 1	0- 0	AWAY	0- 1	0- 1	0- 6				
0- 0	0- 0	0- 0	NEUTRAL	0- 0	0- 0	0- 0				
3- 4	0- 1	0- 0	NON-CONFERENCE	0- 1	0- 0	3- 2				
3- 0	0- 0	0- 0	HOME	0- 0	0- 0	3- 0				
0- 4	0- 1	0- 0	AWAY	0- 1	0- 0	0- 2				
0- 0	0- 0	0- 0	NEUTRAL	0- 0	0- 0	0- 0				
2- 11	0- 0	0- 0	CONFERENCE	0- 0	0- 2	2- 9				
2- 6	0- 0	0- 0	HOME	0- 0	0- 1	2- 5				
0- 5	0- 0	0- 0	AWAY	0- 0	0- 1	0- 4				
0- 0	0- 0	0- 0	NEUTRAL	0- 0	0- 0	0- 0				

RPI 1-25				RPI 26-50				RPI 51-100				RPI 101+ Team's RPI: 337			
RPI	S	Opponent	Score	RPI	S	Opponent	Score	RPI	S	Opponent	Score	RPI	S	Opponent	Score
1	A	South Carolina	32 112					84	A	Georgia	53 67	118	A	Campbell	38 50
												118	H	Campbell	72 80
												170	A	Hampton	40 60
												187	A	High Point	46 85
												187	H	High Point	45 81
												196	A	Jacksonville	43 87
												216	H	Radford	41 57
												223	A	Gardner-Webb	53 63
												244	H	UNC Asheville	48 68
												257	H	Winthrop	38 52
												261	H	Longwood	62 70
												265	A	East Carolina	48 69
												304	A	Presbyterian	42 55
												304	H	Presbyterian	70 60
												336	H	Western Caro.	70 62
												341	H	Charleston So.	70 53
												345	H	Florida A&M	74 61
												348	H	South Carolina St.	58 47
LAST 10 Division I															
187	H	High Point	45 81	223	A	Gardner-Webb	53 63								
304	H	Presbyterian	70 60	170	A	Hampton	40 60								
118	H	Campbell	72 80	261	H	Longwood	62 70								
304	A	Presbyterian	42 55	257	H	Winthrop	38 52								
216	H	Radford	41 57	244	H	UNC Asheville	48 68								

Non-Div I Games: Mars Hill 89 31 UNKNOWN 71 49

USC Upstate

Loss, Non-Conf, S Site, H Home A Away N Neutral

Average RPI Win:	241	WON-LOST	WINNING	LAST 10	STRENGTH OF	OPP. STRENGTH	TEAM	ADJ.	CONF.	ADJ CONF.
Average RPI Loss:	82	RECORD	PCT. RANK	GAMES	SCHEDULE	OF SCHEDULE	RPI	RPI	RPI	RPI
DIV. I ONLY	13- 10	130	6-4	108	170	124	124	21	21	
DIV. I NON-CONF.	6- 6	164	0	85	72	121	121	19	19	
TOTALS	RPI 1-25	RPI 26-50	W-L RECORDS	RPI 51-100	RPI 101-150	RPI 150+				
13- 10	0- 3	0- 1	OVERALL	0- 4	1- 1	12- 1				
8- 3	0- 0	0- 0	HOME	0- 2	0- 1	8- 0				
5- 4	0- 1	0- 0	AWAY	0- 2	1- 0	4- 1				
0- 3	0- 2	0- 1	NEUTRAL	0- 0	0- 0	0- 0				
6- 6	0- 3	0- 1	NON-CONFERENCE	0- 1	1- 1	5- 0				
3- 2	0- 0	0- 0	HOME	0- 1	0- 1	3- 0				
3- 1	0- 1	0- 0	AWAY	0- 0	1- 0	2- 0				
0- 3	0- 2	0- 1	NEUTRAL	0- 0	0- 0	0- 0				
7- 4	0- 0	0- 0	CONFERENCE	0- 3	0- 0	7- 1				
5- 1	0- 0	0- 0	HOME	0- 1	0- 0	5- 0				
2- 3	0- 0	0- 0	AWAY	0- 2	0- 0	2- 1				
0- 0	0- 0	0- 0	NEUTRAL	0- 0	0- 0	0- 0				

RPI 1-25				RPI 26-50				RPI 51-100				RPI 101+ Team's RPI: 124			
RPI	S	Opponent	Score	RPI	S	Opponent	Score	RPI	S	Opponent	Score	RPI	S	Opponent	Score
2	N	Oregon	54 91	50	N	Oklahoma St.	47 60	58	A	Troy	69 85	109	H	Texas Southern	63 74
12	N	Louisville	67 76					81	H	Marist	57 73	122	A	Kansas St.	57 53
16	A	Northwestern	47 74					99	A	Coastal Caro.	56 62	157	H	Wright St.	68 62
								99	H	Coastal Caro.	62 80	164	H	Louisiana	79 52
												183	H	Little Rock	65 58
												231	H	SMU	51 46
												235	A	South Alabama	68 45
												239	H	Arkansas St.	71 44
												249	A	Appalachian St.	82 60
												249	H	Appalachian St.	63 44
												262	A	North Texas	68 49
												295	A	Texas St.	55 72
												346	A	Grambling	88 54
												347	H	La.-Monroe	72 34
												350	H	Chicago St.	84 53
LAST 10 Division I															
				99	H	Coastal Caro.	62 80	347	H	La.-Monroe	72 34				
				249	H	Appalachian St.	63 44	164	H	Louisiana	79 52				
				295	A	Texas St.	55 72	99	A	Coastal Caro.	56 62				
				58	A	Troy	69 85	249	A	Appalachian St.	82 60				
				235	A	South Alabama	68 45	183	H	Little Rock	65 58				

Non-Div I Games:

UT Arlington

■ Loss,
 ■ Non-Conf,
 ■ S Site,
 ■ Home
 ■ A Away
 N Neutral

Average RPI Win:	221	WON-LOST	WINNING	LAST 10	STRENGTH OF	OPP. STRENGTH	TEAM	ADJ.	CONF.	ADJ CONF.
Average RPI Loss:	68	RECORD	PCT. RANK	GAMES	SCHEDULE	OF SCHEDULE	RPI	RPI	RPI	RPI
DIV. I ONLY	15- 8	85	9-1	105	143	68	68	20	20	
DIV. I NON-CONF.	4- 7	225	0	20	13	117	117	24	24	
TOTALS	RPI 1-25	RPI 26-50	W-L RECORDS	RPI 51-100	RPI 101-150	RPI 150+				
15- 8	0- 3	0- 1	OVERALL	2- 3	0- 0	13- 1				
10- 1	0- 1	0- 0	HOME	2- 0	0- 0	8- 0				
5- 7	0- 2	0- 1	AWAY	0- 3	0- 0	5- 1				
0- 0	0- 0	0- 0	NEUTRAL	0- 0	0- 0	0- 0				
4- 7	0- 3	0- 1	NON-CONFERENCE	1- 3	0- 0	3- 0				
4- 1	0- 1	0- 0	HOME	1- 0	0- 0	3- 0				
0- 6	0- 2	0- 1	AWAY	0- 3	0- 0	0- 0				
0- 0	0- 0	0- 0	NEUTRAL	0- 0	0- 0	0- 0				
11- 1	0- 0	0- 0	CONFERENCE	1- 0	0- 0	10- 1				
6- 0	0- 0	0- 0	HOME	1- 0	0- 0	5- 0				
5- 1	0- 0	0- 0	AWAY	0- 0	0- 0	5- 1				
0- 0	0- 0	0- 0	NEUTRAL	0- 0	0- 0	0- 0				

RPI 1-25				RPI 26-50				RPI 51-100 Team's RPI: 68				RPI 101+			
RPI	S	Opponent	Score	RPI	S	Opponent	Score	RPI	S	Opponent	Score	RPI	S	Opponent	Score
9	A	Mississippi St.	46 82	38	A	Arkansas	46 96	54	H	IUPUI	57 51	162	H	Tennessee Tech	71 62
11	A	Gonzaga	55 78					56	H	Belmont	74 57	174	H	Samford	80 75
12	H	Louisville	63 71					78	A	Illinois St.	47 70	192	A	Austin Peay	69 61
								85	A	Southern Ill.	59 70	192	H	Austin Peay	65 61
								90	A	Saint Louis	50 56	224	A	Eastern Ill.	70 74
												233	H	Chattanooga	78 51
												240	A	Murray St.	89 64
												240	H	Murray St.	98 56
												248	A	Morehead St.	82 64
												271	A	Eastern Ky.	65 50
												274	H	Lipscomb	83 67
												298	H	Jacksonville St.	86 72
												338	A	SIUE	79 39
												340	H	Tennessee St.	88 71
LAST 10 Division I															
298	H	Jacksonville St.	86 72	224	A	Eastern Ill.	70 74								
162	H	Tennessee Tech	71 62	192	H	Austin Peay	65 61								
248	A	Morehead St.	82 64	240	H	Murray St.	98 56								
271	A	Eastern Ky.	65 50	56	H	Belmont	74 57								
338	A	SIUE	79 39	340	H	Tennessee St.	88 71								

Non-Div I Games:

UT Martin

■ Loss,
 ■ Non-Conf,
 ■ S Site,
 ■ H Home
 ■ A Away
 N Neutral

Average RPI Win:	261	WON-LOST	WINNING	LAST 10	STRENGTH OF	OPP. STRENGTH	TEAM	ADJ.	CONF.	ADJ CONF.
Average RPI Loss:	136	RECORD	PCT. RANK	GAMES	SCHEDULE	OF SCHEDULE	RPI	RPI	RPI	RPI
DIV. I ONLY	13- 9	112	5-5	256	200	218	218	13	13	
DIV. I NON-CONF.	7- 4	100	0	332	309	267	267	14	14	
TOTALS	RPI 1-25	RPI 26-50	W-L RECORDS	RPI 51-100	RPI 101-150	RPI 150+				
13- 9	0- 1	0- 1	OVERALL	1- 2	0- 1	12- 4				
11- 5	0- 1	0- 1	HOME	1- 1	0- 0	10- 2				
2- 4	0- 0	0- 0	AWAY	0- 1	0- 1	2- 2				
0- 0	0- 0	0- 0	NEUTRAL	0- 0	0- 0	0- 0				
7- 4	0- 1	0- 0	NON-CONFERENCE	0- 0	0- 0	7- 3				
6- 3	0- 1	0- 0	HOME	0- 0	0- 0	6- 2				
1- 1	0- 0	0- 0	AWAY	0- 0	0- 0	1- 1				
0- 0	0- 0	0- 0	NEUTRAL	0- 0	0- 0	0- 0				
6- 5	0- 0	0- 1	CONFERENCE	1- 2	0- 1	5- 1				
5- 2	0- 0	0- 1	HOME	1- 1	0- 0	4- 0				
1- 3	0- 0	0- 0	AWAY	0- 1	0- 1	1- 1				
0- 0	0- 0	0- 0	NEUTRAL	0- 0	0- 0	0- 0				

RPI 1-25				RPI 26-50				RPI 51-100				RPI 101+ Team's RPI: 218			
RPI	S	Opponent	Score	RPI	S	Opponent	Score	RPI	S	Opponent	Score	RPI	S	Opponent	Score
21	H	Arizona	43 54	33	H	Old Dominion	69 77	60	A	Middle Tenn.	60 76	112	A	UAB	51 63
								77	H	Charlotte	82 76	176	H	Western Mich.	76 46
								87	H	Rice	61 69	181	H	Fla. Atlantic	96 65
												194	H	New Mexico	78 93
												220	A	Southern Miss.	89 72
												231	A	SMU	56 60
												241	A	Louisiana Tech	80 87
												246	H	Tulsa	51 58
												262	H	North Texas	67 63
												286	H	FIU	64 34
												288	H	UC Riverside	63 50
												299	H	UTSA	94 54
												315	H	Georgia St.	71 68
												319	H	Weber St.	70 51
												321	A	New Mexico St.	63 57
												321	H	New Mexico St.	65 45
												328	H	Alcorn	92 47
LAST 10 Division I															
				33	H	Old Dominion	69 77					87	H	Rice	61 69
				77	H	Charlotte	82 76					299	H	UTSA	94 54
				112	A	UAB	51 63					241	A	Louisiana Tech	80 87
				60	A	Middle Tenn.	60 76					220	A	Southern Miss.	89 72
				262	H	North Texas	67 63					181	H	Fla. Atlantic	96 65

Non-Div I Games:

UTEP

■ Loss,
 ■ Non-Conf, S Site,
 ■ Home
 ■ Away
 N Neutral

Average RPI Win: 303	WON-LOST	WINNING	LAST 10	STRENGTH OF	OPP. STRENGTH	TEAM	ADJ.	CONF.	ADJ CONF.
Average RPI Loss: 187	RECORD	PCT. RANK	GAMES	SCHEDULE	OF SCHEDULE	RPI	RPI	RPI	RPI
DIV. I ONLY	6- 13	278	5-5	291	324	307	307	31	31
DIV. I NON-CONF.	1- 8	322	0	166	191	316	316	32	32
TOTALS	RPI 1-25	RPI 26-50	W-L RECORDS	RPI 51-100	RPI 101-150	RPI 150+			
6- 13	0- 0	0- 1	OVERALL	0- 1	0- 4	6- 7			
4- 4	0- 0	0- 0	HOME	0- 0	0- 2	4- 2			
2- 7	0- 0	0- 1	AWAY	0- 1	0- 2	2- 3			
0- 2	0- 0	0- 0	NEUTRAL	0- 0	0- 0	0- 2			
1- 8	0- 0	0- 1	NON-CONFERENCE	0- 1	0- 4	1- 2			
1- 2	0- 0	0- 0	HOME	0- 0	0- 2	1- 0			
0- 4	0- 0	0- 1	AWAY	0- 1	0- 2	0- 0			
0- 2	0- 0	0- 0	NEUTRAL	0- 0	0- 0	0- 2			
5- 5	0- 0	0- 0	CONFERENCE	0- 0	0- 0	5- 5			
3- 2	0- 0	0- 0	HOME	0- 0	0- 0	3- 2			
2- 3	0- 0	0- 0	AWAY	0- 0	0- 0	2- 3			
0- 0	0- 0	0- 0	NEUTRAL	0- 0	0- 0	0- 0			

RPI S	Opponent	Score	RPI S	Opponent	Score	RPI S	Opponent	Score	RPI S	Opponent	Score	Team's RPI: 307
31	A Texas	69 85	83	A Southern California	43 80	109	H Texas Southern	44 71	114	A A&M-Corpus Christi	50 61	
						114	H A&M-Corpus Christi	54 59	122	A Kansas St.	66 79	
						219	A CSU Bakersfield	66 52	222	A UMKC	56 60	
						222	H UMKC	58 72	238	A Grand Canyon	60 62	
						259	N Nevada	57 62	267	N Long Beach St.	65 69	
						290	H California Baptist	87 68	299	H UTSA	75 64	
						310	H Seattle U	85 81	321	A New Mexico St.	75 76	
						324	H Utah Valley	67 76	350	A Chicago St.	87 67	
						350	H Chicago St.	77 68				
LAST 10 Division I												
350	H Chicago St.	77 68	324	H Utah Valley	67 76							
222	H UMKC	58 72	310	H Seattle U	85 81							
219	A CSU Bakersfield	66 52	350	A Chicago St.	87 67							
238	A Grand Canyon	60 62	222	A UMKC	56 60							
321	A New Mexico St.	75 76	290	H California Baptist	87 68							

Non-Div I Games: Tex. A&M Int'l 72 56 Tex. A&M-Kingsville 66 45 Texas Lutheran 98 46 Minot St. 75 56

UTRGV

Loss, Non-Conf, S Site, H Home A Away N Neutral

Average RPI Win:	271	WON-LOST	WINNING	LAST 10	STRENGTH OF	OPP. STRENGTH	TEAM	ADJ.	CONF.	ADJ CONF.
Average RPI Loss:	155	RECORD	PCT. RANK	GAMES	SCHEDULE	OF SCHEDULE	RPI	RPI	RPI	RPI
DIV. I ONLY	3- 16	324	2-8	127	178	299	299	13	13	
DIV. I NON-CONF.	1- 7	321	0	212	269	321	321	14	14	
TOTALS	RPI 1-25	RPI 26-50	W-L RECORDS	RPI 51-100	RPI 101-150	RPI 150+				
3- 16	0- 0	0- 2	OVERALL	0- 4	0- 1	3- 9				
2- 6	0- 0	0- 1	HOME	0- 2	0- 0	2- 3				
1- 9	0- 0	0- 1	AWAY	0- 1	0- 1	1- 6				
0- 1	0- 0	0- 0	NEUTRAL	0- 1	0- 0	0- 0				
1- 7	0- 0	0- 1	NON-CONFERENCE	0- 1	0- 0	1- 5				
1- 1	0- 0	0- 0	HOME	0- 0	0- 0	1- 1				
0- 5	0- 0	0- 1	AWAY	0- 0	0- 0	0- 4				
0- 1	0- 0	0- 0	NEUTRAL	0- 1	0- 0	0- 0				
2- 9	0- 0	0- 1	CONFERENCE	0- 3	0- 1	2- 4				
1- 5	0- 0	0- 1	HOME	0- 2	0- 0	1- 2				
1- 4	0- 0	0- 0	AWAY	0- 1	0- 1	1- 2				
0- 0	0- 0	0- 0	NEUTRAL	0- 0	0- 0	0- 0				

RPI	S	Opponent	Score	RPI	S	Opponent	Score	RPI	S	Opponent	Score	RPI	S	Opponent	Score	Team's RPI: 299
31	A	Texas	53	84	60	A	Middle Tenn.	48	69	112	A	UAB	55	94		
33	H	Old Dominion	43	62	77	H	Charlotte	47	67	159	A	Texas Tech	58	115		
					87	H	Rice	62	74	169	H	Sam Houston St.	77	81		
					92	N	Utah	45	91	178	A	Hawaii	50	62		
										181	H	Fla. Atlantic	53	80		
										218	A	UTEP	54	94		
										220	A	Southern Miss.	65	82		
										241	A	Louisiana Tech	82	73		
										262	H	North Texas	55	79		
										285	H	Incarnate Word	63	56		
										286	H	FIU	60	45		
										295	A	Texas St.	69	74		
										307	A	UTRGV	64	75		
LAST 10 Division I																
77	H	Charlotte	47	67	262	H	North Texas	55	79							
33	H	Old Dominion	43	62	218	A	UTEP	54	94							
60	A	Middle Tenn.	48	69	220	A	Southern Miss.	65	82							
112	A	UAB	55	94	241	A	Louisiana Tech	82	73							
87	H	Rice	62	74	286	H	FIU	60	45							

Non-Div I Games: Texas Wesleyan 80 78 Southwest (NM) 79 62 Concordia (TX) 73 44

UTSA

Loss, Non-Conf, S Site, H Home A Away N Neutral

Average RPI Win:	174	WON-LOST	WINNING	LAST 10	STRENGTH OF	OPP. STRENGTH	TEAM	ADJ.	CONF.	ADJ CONF.
Average RPI Loss:	58	RECORD	PCT. RANK	GAMES	SCHEDULE	OF SCHEDULE	RPI	RPI	RPI	RPI
DIV. I ONLY	12- 11	164	5-5	66	21	92	92	1	1	
DIV. I NON-CONF.	7- 4	100	0	304	157	203	203	1	1	
<hr/>										
TOTALS	RPI 1-25	RPI 26-50	W-L RECORDS	RPI 51-100	RPI 101-150	RPI 150+				
12- 11	0- 6	0- 1	OVERALL	4- 2	3- 1	5- 1				
5- 6	0- 3	0- 1	HOME	1- 1	0- 1	4- 0				
5- 5	0- 3	0- 0	AWAY	3- 1	2- 0	0- 1				
2- 0	0- 0	0- 0	NEUTRAL	0- 0	1- 0	1- 0				
7- 4	0- 0	0- 1	NON-CONFERENCE	1- 1	1- 1	5- 1				
4- 2	0- 0	0- 1	HOME	0- 0	0- 1	4- 0				
1- 2	0- 0	0- 0	AWAY	1- 1	0- 0	0- 1				
2- 0	0- 0	0- 0	NEUTRAL	0- 0	1- 0	1- 0				
5- 7	0- 6	0- 0	CONFERENCE	3- 1	2- 0	0- 0				
1- 4	0- 3	0- 0	HOME	1- 1	0- 0	0- 0				
4- 3	0- 3	0- 0	AWAY	2- 0	2- 0	0- 0				
0- 0	0- 0	0- 0	NEUTRAL	0- 0	0- 0	0- 0				

RPI 1-25				RPI 26-50				RPI 51-100 Team's RPI: 92				RPI 101+			
RPI	S	Opponent	Score	RPI	S	Opponent	Score	RPI	S	Opponent	Score	RPI	S	Opponent	Score
2	A	Oregon	51 88	42	H	South Dakota	81 84	66	A	Colorado	84 69	109	N	Texas Southern	61 52
2	H	Oregon	63 90					66	H	Colorado	70 80	134	A	Washington	74 65
5	H	UCLA	54 84					69	A	BYU	77 73	140	A	California	71 62
10	A	Stanford	49 82					80	A	Cincinnati	62 68	142	H	Providence	60 67
14	A	Oregon St.	48 77					83	H	Southern California	67 65	209	H	Oral Roberts	78 58
14	H	Oregon St.	65 77					94	A	Washington St.	78 66	259	H	Nevada	68 62
												264	A	Xavier	63 70
												299	N	UTSA	91 45
												306	H	Eastern Wash.	87 49
												319	H	Weber St.	75 46
<hr/>															
LAST 10 Division I															
94	A	Washington St.	78 66	140	A	California	71 62								
134	A	Washington	74 65	66	A	Colorado	84 69								
14	H	Oregon St.	65 77	83	H	Southern California	67 65								
2	H	Oregon	63 90	5	H	UCLA	54 84								
10	A	Stanford	49 82	2	A	Oregon	51 88								

Non-Div I Games:

Utah

■ Loss,
 ■ Non-Conf, S Site,
 ■ Home
 ■ Away
 N Neutral

Average RPI Win:	246	WON-LOST	WINNING	LAST 10	STRENGTH OF	OPP. STRENGTH	TEAM	ADJ.	CONF.	ADJ CONF.
Average RPI Loss:	179	RECORD	PCT. RANK	GAMES	SCHEDULE	OF SCHEDULE	RPI	RPI	RPI	RPI
DIV. I ONLY	6- 17	300	2-8	189	217	277	277	17	17	
DIV. I NON-CONF.	4- 6	212	0	118	207	175	175	23	23	
TOTALS	RPI 1-25	RPI 26-50	W-L RECORDS	RPI 51-100	RPI 101-150	RPI 150+				
6- 17	0- 2	0- 0	OVERALL	0- 2	1- 2	5- 11				
3- 7	0- 0	0- 0	HOME	0- 0	0- 2	3- 5				
3- 10	0- 2	0- 0	AWAY	0- 2	1- 0	2- 6				
0- 0	0- 0	0- 0	NEUTRAL	0- 0	0- 0	0- 0				
4- 6	0- 2	0- 0	NON-CONFERENCE	0- 1	0- 1	4- 2				
3- 1	0- 0	0- 0	HOME	0- 0	0- 1	3- 0				
1- 5	0- 2	0- 0	AWAY	0- 1	0- 0	1- 2				
0- 0	0- 0	0- 0	NEUTRAL	0- 0	0- 0	0- 0				
2- 11	0- 0	0- 0	CONFERENCE	0- 1	1- 1	1- 9				
0- 6	0- 0	0- 0	HOME	0- 0	0- 1	0- 5				
2- 5	0- 0	0- 0	AWAY	0- 1	1- 0	1- 4				
0- 0	0- 0	0- 0	NEUTRAL	0- 0	0- 0	0- 0				

RPI 1-25				RPI 26-50				RPI 51-100				RPI 101+ Team's RPI: 277			
RPI	S	Opponent	Score	RPI	S	Opponent	Score	RPI	S	Opponent	Score	RPI	S	Opponent	Score
2	A	Oregon	52 109					59	A	Fresno St.	64 76	127	A	Boise St.	58 56
14	A	Oregon St.	46 75					69	A	BYU	50 67	127	H	Boise St.	59 65
												145	H	Portland	64 70
												153	H	San Jose St.	61 76
												177	A	UNLV	45 69
												177	H	UNLV	46 60
												199	H	Idaho St.	69 61
												204	H	Wyoming	54 65
												234	A	Cal St. Fullerton	62 83
												259	A	Nevada	60 69
												260	A	San Diego St.	62 66
												260	H	San Diego St.	51 59
												262	H	North Texas	66 55
												267	A	Long Beach St.	56 48
												268	A	Colorado St.	55 56
												310	H	Seattle U	70 63
												311	A	Air Force	53 52
												311	H	Air Force	45 62
												324	A	Utah Valley	49 57
LAST 10 Division I															
127	A	Boise St.	58 56	311	A	Air Force	53 52								
177	A	UNLV	45 69	127	H	Boise St.	59 65								
260	H	San Diego St.	51 59	259	A	Nevada	60 69								
204	H	Wyoming	54 65	311	H	Air Force	45 62								
268	A	Colorado St.	55 56	260	A	San Diego St.	62 66								

Non-Div I Games: Dixie St. 61 49

Utah St.

■ Loss,
 ■ Non-Conf,
 ■ S Site,
 ■ Home
 ■ A Away
 N Neutral

Utah Valley

Through Games Of Feb. 10, 2020

Average RPI Win:	298	WON-LOST	WINNING	LAST 10	STRENGTH OF	OPP. STRENGTH	TEAM	ADJ.	CONF.	ADJ CONF.
Average RPI Loss:	226	RECORD	PCT. RANK	GAMES	SCHEDULE	OF SCHEDULE	RPI	RPI	RPI	RPI
DIV. I ONLY	6- 13	278	6-4	337	337	324	324	31	31	
DIV. I NON-CONF.	1- 9	326	1-0	305	294	342	342	32	32	
TOTALS	RPI 1-25	RPI 26-50	W-L RECORDS	RPI 51-100	RPI 101-150	RPI 150+				
6- 13	0- 0	0- 0	OVERALL	0- 1	0- 1	6- 11				
4- 6	0- 0	0- 0	HOME	0- 0	0- 0	4- 6				
2- 7	0- 0	0- 0	AWAY	0- 1	0- 1	2- 5				
0- 0	0- 0	0- 0	NEUTRAL	0- 0	0- 0	0- 0				
1- 9	0- 0	0- 0	NON-CONFERENCE	0- 1	0- 1	1- 7				
1- 4	0- 0	0- 0	HOME	0- 0	0- 0	1- 4				
0- 5	0- 0	0- 0	AWAY	0- 1	0- 1	0- 3				
0- 0	0- 0	0- 0	NEUTRAL	0- 0	0- 0	0- 0				
5- 4	0- 0	0- 0	CONFERENCE	0- 0	0- 0	5- 4				
3- 2	0- 0	0- 0	HOME	0- 0	0- 0	3- 2				
2- 2	0- 0	0- 0	AWAY	0- 0	0- 0	2- 2				
0- 0	0- 0	0- 0	NEUTRAL	0- 0	0- 0	0- 0				

RPI 1-25				RPI 26-50				RPI 51-100				RPI 101+				Team's RPI: 324	
RPI	S	Opponent	Score	RPI	S	Opponent	Score	RPI	S	Opponent	Score	RPI	S	Opponent	Score		
								69	A	BYU	57	71	127	A	Boise St.	69	77
													167	H	Southern Utah	58	71
													175	H	Montana	52	63
													199	H	Idaho St.	61	88
													219	H	CSU Bakersfield	53	55
													222	H	UMKC	62	41
													238	H	Grand Canyon	59	66
													259	H	Nevada	57	60
													273	A	UC Santa Barbara	51	59
													277	H	Utah St.	57	49
													288	A	UC Riverside	53	67
													290	A	California Baptist	67	80
													307	A	UTRGV	76	67
													310	A	Seattle U	80	82
													310	H	Seattle U	70	58
													319	A	Weber St.	46	72
													321	A	New Mexico St.	58	54
													350	H	Chicago St.	89	58
LAST 10 Division I																	
				310	A	Seattle U	80	82		321	A	New Mexico St.	58	54			
				290	A	California Baptist	67	80		310	H	Seattle U	70	58			
				238	H	Grand Canyon	59	66		222	H	UMKC	62	41			
				219	H	CSU Bakersfield	53	55		350	H	Chicago St.	89	58			
				307	A	UTRGV	76	67		277	H	Utah St.	57	49			

Non-Div I Games: Antelope Valley 77 61 Ottawa (AZ) 99 50

Utah Valley

■ Loss,
 ■ Non-Conf, S Site,
 ■ Home
 ■ Away
 N Neutral

Average RPI Win:	182	WON-LOST	WINNING	LAST 10	STRENGTH OF	OPP. STRENGTH	TEAM	ADJ.	CONF.	ADJ CONF.
Average RPI Loss:	107	RECORD	PCT. RANK	GAMES	SCHEDULE	OF SCHEDULE	RPI	RPI	RPI	RPI
DIV. I ONLY	13- 10	130	8-2	109	107	115	115	12	12	
DIV. I NON-CONF.	5- 8	221	0	127	109	216	216	12	12	
TOTALS	RPI 1-25	RPI 26-50	W-L RECORDS	RPI 51-100	RPI 101-150	RPI 150+				
13- 10	0- 0	1- 0	OVERALL	2- 5	3- 4	7- 1				
7- 5	0- 0	1- 0	HOME	1- 1	1- 4	4- 0				
5- 5	0- 0	0- 0	AWAY	1- 4	2- 0	2- 1				
1- 0	0- 0	0- 0	NEUTRAL	0- 0	0- 0	1- 0				
5- 8	0- 0	1- 0	NON-CONFERENCE	0- 5	0- 2	4- 1				
4- 3	0- 0	1- 0	HOME	0- 1	0- 2	3- 0				
0- 5	0- 0	0- 0	AWAY	0- 4	0- 0	0- 1				
1- 0	0- 0	0- 0	NEUTRAL	0- 0	0- 0	1- 0				
8- 2	0- 0	0- 0	CONFERENCE	2- 0	3- 2	3- 0				
3- 2	0- 0	0- 0	HOME	1- 0	1- 2	1- 0				
5- 0	0- 0	0- 0	AWAY	1- 0	2- 0	2- 0				
0- 0	0- 0	0- 0	NEUTRAL	0- 0	0- 0	0- 0				

RPI S	Opponent	Score	RPI S	Opponent	Score	RPI S	Opponent	Score	RPI S	Opponent	Score	Team's RPI: 115
33	H Old Dominion	62 49	60	A Middle Tenn.	63 86	102	H Duquesne	76 79	125	H William & Mary	55 69	
			65	A Seton Hall	33 53	131	A Richmond	57 42	131	H Richmond	53 50	
			67	A South Fla.	55 77	135	H George Washington	55 56	138	H N.C. A&T	58 69	
			76	A Boston College	52 87	149	A Massachusetts	61 46	189	A Rhode Island	75 54	
			80	H Cincinnati	56 58	212	H Saint Joseph's	47 40	220	A Southern Miss.	39 51	
			90	A Saint Louis	65 52	227	A George Mason	82 63	249	H Appalachian St.	66 38	
			97	H Fordham	62 52	265	H East Carolina	53 40	288	H UC Riverside	67 51	
						303	N Omaha	74 66				
LAST 10 Division I												
135	H George Washington	55 56	149	A Massachusetts	61 46							
131	A Richmond	57 42	131	H Richmond	53 50							
102	H Duquesne	76 79	90	A Saint Louis	65 52							
97	H Fordham	62 52	212	H Saint Joseph's	47 40							
227	A George Mason	82 63	189	A Rhode Island	75 54							

Non-Div I Games:

VCU

■ Loss,
 ■ Non-Conf,
 S Site,
 ■ Home
 ■ Away
 N Neutral

Valparaiso

Through Games Of Feb. 10, 2020

Average RPI Win:	272	WON-LOST	WINNING	LAST 10	STRENGTH OF	OPP. STRENGTH	TEAM	ADJ.	CONF.	ADJ CONF.
Average RPI Loss:	60	RECORD	PCT. RANK	GAMES	SCHEDULE	OF SCHEDULE	RPI	RPI	RPI	RPI
DIV. I ONLY	13- 9	112	5-5	280	117	184	184	7	7	
DIV. I NON-CONF.	8- 3	68	0	322	240	141	141	7	7	
TOTALS	RPI 1-25	RPI 26-50	W-L RECORDS	RPI 51-100	RPI 101-150	RPI 150+				
13- 9	0- 2	0- 4	OVERALL	0- 2	2- 0	11- 1				
7- 4	0- 1	0- 1	HOME	0- 2	1- 0	6- 0				
6- 4	0- 1	0- 2	AWAY	0- 0	1- 0	5- 1				
0- 1	0- 0	0- 1	NEUTRAL	0- 0	0- 0	0- 0				
8- 3	0- 1	0- 1	NON-CONFERENCE	0- 0	1- 0	7- 1				
4- 0	0- 0	0- 0	HOME	0- 0	0- 0	4- 0				
4- 2	0- 1	0- 0	AWAY	0- 0	1- 0	3- 1				
0- 1	0- 0	0- 1	NEUTRAL	0- 0	0- 0	0- 0				
5- 6	0- 1	0- 3	CONFERENCE	0- 2	1- 0	4- 0				
3- 4	0- 1	0- 1	HOME	0- 2	1- 0	2- 0				
2- 2	0- 0	0- 2	AWAY	0- 0	0- 0	2- 0				
0- 0	0- 0	0- 0	NEUTRAL	0- 0	0- 0	0- 0				

RPI S	Opponent	Score	RPI S	Opponent	Score	RPI S	Opponent	Score	RPI S	Opponent	Score	Team's RPI: 184
4	H Missouri St.	68 81	27	N Ohio St.	38 89	78	H Illinois St.	60 72	136	H Loyola Chicago	66 64	
16	A Northwestern	48 69	29	A Drake	66 87	85	H Southern Ill.	51 67	147	A Toledo	61 54	
			43	H Bradley	61 75				214	A North Dakota	63 65	
			46	A UNI	70 77				224	A Eastern Ill.	78 66	
									248	H Morehead St.	55 53	
									251	H Bowling Green	95 90	
									283	A Indiana St.	75 56	
									283	H Indiana St.	61 45	
									291	A North Dakota St.	66 54	
									327	A Evansville	88 66	
									327	H Evansville	72 54	
									330	A Detroit Mercy	77 58	
									342	H UIC	63 37	
									350	H Chicago St.	95 49	
LAST 10 Division I												
283	H Indiana St.	61 45	43	H Bradley	61 75							
327	H Evansville	72 54	78	H Illinois St.	60 72							
46	A UNI	70 77	327	A Evansville	88 66							
29	A Drake	66 87	283	A Indiana St.	75 56							
136	H Loyola Chicago	66 64	4	H Missouri St.	68 81							

Non-Div I Games:

Valparaiso

■ Loss,
■ Non-Conf,
■ S Site,
■ H Home
■ A Away
N Neutral

Vanderbilt

Through Games Of Feb. 10, 2020

Average RPI Win:	204	WON-LOST	WINNING	LAST 10	STRENGTH OF	OPP. STRENGTH	TEAM	ADJ.	CONF.	ADJ CONF.
Average RPI Loss:	54	RECORD	PCT. RANK	GAMES	SCHEDULE	OF SCHEDULE	RPI	RPI	RPI	RPI
DIV. I ONLY	13- 10	130	3-7	60	83	106	106	4	4	
DIV. I NON-CONF.	10- 3	57	0	122	237	78	78	5	5	
TOTALS	RPI 1-25	RPI 26-50	W-L RECORDS	RPI 51-100	RPI 101-150	RPI 150+				
13- 10	0- 3	0- 3	OVERALL	2- 2	2- 2	9- 0				
9- 5	0- 3	0- 2	HOME	1- 0	1- 0	7- 0				
3- 3	0- 0	0- 0	AWAY	1- 1	1- 2	1- 0				
1- 2	0- 0	0- 1	NEUTRAL	0- 1	0- 0	1- 0				
10- 3	0- 1	0- 1	NON-CONFERENCE	1- 1	1- 0	8- 0				
7- 1	0- 1	0- 0	HOME	1- 0	0- 0	6- 0				
2- 0	0- 0	0- 0	AWAY	0- 0	1- 0	1- 0				
1- 2	0- 0	0- 1	NEUTRAL	0- 1	0- 0	1- 0				
3- 7	0- 2	0- 2	CONFERENCE	1- 1	1- 2	1- 0				
2- 4	0- 2	0- 2	HOME	0- 0	1- 0	1- 0				
1- 3	0- 0	0- 0	AWAY	1- 1	0- 2	0- 0				
0- 0	0- 0	0- 0	NEUTRAL	0- 0	0- 0	0- 0				

RPI 1-25				RPI 26-50				RPI 51-100				RPI 101+ Team's RPI: 106			
RPI	S	Opponent	Score	RPI	S	Opponent	Score	RPI	S	Opponent	Score	RPI	S	Opponent	Score
1	H	South Carolina	57 93	38	H	Arkansas	66 100	64	A	Alabama	61 98	126	A	Auburn	62 70
6	H	UConn	51 64	47	N	Rutgers	56 62	65	N	Seton Hall	65 69	126	H	Auburn	77 55
9	H	Mississippi St.	52 68	48	H	Tennessee	69 78	84	A	Georgia	63 55	133	A	Florida	60 68
								90	H	Saint Louis	62 50	134	A	Washington	76 74
												158	H	Columbia	72 51
												162	H	Tennessee Tech	75 61
												195	H	Furman	74 46
												216	H	Radford	80 46
												271	H	Eastern Ky.	75 69
												279	H	Ole Miss	63 47
												298	H	Jacksonville St.	88 66
												302	N	UC Irvine	76 63
												340	A	Tennessee St.	106 55
LAST 10 Division I															
279	H	Ole Miss	63 47	38	H	Arkansas	66 100	1	H	South Carolina	57 93				
126	A	Auburn	62 70	84	A	Georgia	63 55	133	A	Florida	60 68				
48	H	Tennessee	69 78	126	H	Auburn	77 55								
64	A	Alabama	61 98												
9	H	Mississippi St.	52 68												

Non-Div I Games:

Vanderbilt

Loss, Non-Conf, S Site, H Home A Away N Neutral

Average RPI Win:	311	WON-LOST	WINNING	LAST 10	STRENGTH OF	OPP. STRENGTH	TEAM	ADJ.	CONF.	ADJ CONF.
Average RPI Loss:	191	RECORD	PCT. RANK	GAMES	SCHEDULE	OF SCHEDULE	RPI	RPI	RPI	RPI
DIV. I ONLY	10- 13	220	5-5	340	316	305	305	27	27	
DIV. I NON-CONF.	5- 7	205	0	306	317	291	291	27	27	
TOTALS	RPI 1-25	RPI 26-50	W-L RECORDS	RPI 51-100	RPI 101-150	RPI 150+				
10- 13	0- 0	0- 0	OVERALL	0- 2	0- 2	10- 9				
8- 4	0- 0	0- 0	HOME	0- 0	0- 1	8- 3				
2- 9	0- 0	0- 0	AWAY	0- 2	0- 1	2- 6				
0- 0	0- 0	0- 0	NEUTRAL	0- 0	0- 0	0- 0				
5- 7	0- 0	0- 0	NON-CONFERENCE	0- 1	0- 2	5- 4				
4- 2	0- 0	0- 0	HOME	0- 0	0- 1	4- 1				
1- 5	0- 0	0- 0	AWAY	0- 1	0- 1	1- 3				
0- 0	0- 0	0- 0	NEUTRAL	0- 0	0- 0	0- 0				
5- 6	0- 0	0- 0	CONFERENCE	0- 1	0- 0	5- 5				
4- 2	0- 0	0- 0	HOME	0- 0	0- 0	4- 2				
1- 4	0- 0	0- 0	AWAY	0- 1	0- 0	1- 3				
0- 0	0- 0	0- 0	NEUTRAL	0- 0	0- 0	0- 0				

RPI 1-25				RPI 26-50				RPI 51-100				RPI 101+				Team's RPI: 305	
RPI	S	Opponent	Score	RPI	S	Opponent	Score	RPI	S	Opponent	Score	RPI	S	Opponent	Score		
								57	A	Minnesota	58 90	136	A	Loyola Chicago	76 78		
								75	A	Stony Brook	49 67						
												149	H	Massachusetts	49 83		
												189	A	Rhode Island	74 77		
												193	H	Binghamton	65 62		
												198	A	Dartmouth	55 72		
												200	A	Merrimack	53 78		
												217	A	UMass Lowell	47 61		
												225	A	Maine	59 70		
												225	H	Maine	47 65		
												250	H	Saint Francis (PA)	69 73		
												253	H	New Hampshire	51 59		
												293	H	UMBC	60 58		
												296	H	Navy	64 56		
												309	A	Albany (NY)	49 58		
												309	H	Albany (NY)	52 36		
												314	H	Bryant	71 66		
												329	H	NJIT	65 59		
												335	A	LIU Brooklyn	73 62		
												339	H	Canisius	76 53		
												349	A	Hartford	63 53		
												349	H	Hartford	62 51		
LAST 10 Division I																	
				349	H	Hartford	62 51			225	H	Maine	47 65				
				225	A	Maine	59 70			349	A	Hartford	63 53				
				309	H	Albany (NY)	52 36			193	H	Binghamton	65 62				
				253	H	New Hampshire	51 59			293	H	UMBC	60 58				
				217	A	UMass Lowell	47 61			75	A	Stony Brook	49 67				

Non-Div I Games: Norwich 86 40

Vermont

Loss, Non-Conf, S Site, H Home A Away N Neutral

Villanova

Through Games Of Feb. 10, 2020

Average RPI Win:	155	WON-LOST	WINNING	LAST 10	STRENGTH OF	OPP. STRENGTH	TEAM	ADJ.	CONF.	ADJ CONF.
Average RPI Loss:	75	RECORD	PCT. RANK	GAMES	SCHEDULE	OF SCHEDULE	RPI	RPI	RPI	RPI
DIV. I ONLY	13- 11	154	5-5	85	51	95	95	6	6	
DIV. I NON-CONF.	6- 5	151	1-0	83	46	96	96	6	6	
TOTALS	RPI 1-25	RPI 26-50	W-L RECORDS	RPI 51-100	RPI 101-150	RPI 150+				
13- 11	0- 1	0- 3	OVERALL	6- 5	1- 1	6- 1				
7- 5	0- 0	0- 2	HOME	2- 2	1- 1	4- 0				
6- 6	0- 1	0- 1	AWAY	4- 3	0- 0	2- 1				
0- 0	0- 0	0- 0	NEUTRAL	0- 0	0- 0	0- 0				
6- 5	0- 0	0- 1	NON-CONFERENCE	3- 2	0- 1	3- 1				
3- 2	0- 0	0- 1	HOME	1- 0	0- 1	2- 0				
3- 3	0- 0	0- 0	AWAY	2- 2	0- 0	1- 1				
0- 0	0- 0	0- 0	NEUTRAL	0- 0	0- 0	0- 0				
7- 6	0- 1	0- 2	CONFERENCE	3- 3	1- 0	3- 0				
4- 3	0- 0	0- 1	HOME	1- 2	1- 0	2- 0				
3- 3	0- 1	0- 1	AWAY	2- 1	0- 0	1- 0				
0- 0	0- 0	0- 0	NEUTRAL	0- 0	0- 0	0- 0				

RPI 1-25				RPI 26-50				RPI 51-100				Team's RPI: 95	RPI 101+			
RPI	S	Opponent	Score	RPI	S	Opponent	Score	RPI	S	Opponent	Score		RPI	S	Opponent	Score
19	A	DePaul	69 85	35	H	Creighton	42 58	55	A	Drexel	52 54		135	H	George Washington	56 68
				36	A	Marquette	52 57	61	A	St. John's (NY)	67 62		142	H	Providence	51 49
				44	H	James Madison	52 56	61	H	St. John's (NY)	66 64		179	A	American	54 76
								65	A	Seton Hall	61 55		206	A	La Salle	77 69
								65	H	Seton Hall	63 65		212	H	Saint Joseph's	60 44
								72	A	Temple	69 74		232	H	Manhattan	63 51
								84	A	Georgia	63 58		242	H	Georgetown	74 53
								86	H	Penn	70 58		264	A	Xavier	55 54
								93	A	Butler	61 63		264	H	Xavier	66 54
								93	H	Butler	41 58					
								97	A	Fordham	73 66					
LAST 10 Division I																
				93	A	Butler	61 63	19	A	DePaul	69 85					
				264	A	Xavier	55 54	242	H	Georgetown	74 53					
				65	H	Seton Hall	63 65	86	H	Penn	70 58					
				61	H	St. John's (NY)	66 64	264	H	Xavier	66 54					
				36	A	Marquette	52 57	93	H	Butler	41 58					

Non-Div I Games:

Villanova

Loss, Non-Conf, S Site, H Home A Away N Neutral

Virginia

Through Games Of Feb. 10, 2020

Average RPI Win:	112	WON-LOST	WINNING	LAST 10	STRENGTH OF	OPP. STRENGTH	TEAM	ADJ.	CONF.	ADJ CONF.
Average RPI Loss:	44	RECORD	PCT. RANK	GAMES	SCHEDULE	OF SCHEDULE	RPI	RPI	RPI	RPI
DIV. I ONLY	10- 14	227	5-5	2	35	51	51	5	5	
DIV. I NON-CONF.	5- 6	187	0	1	30	27	27	3	3	
TOTALS	RPI 1-25	RPI 26-50	W-L RECORDS	RPI 51-100	RPI 101-150	RPI 150+				
10- 14	0- 6	3- 3	OVERALL	3- 4	1- 1	3- 0				
7- 4	0- 1	3- 2	HOME	2- 1	1- 0	1- 0				
3- 9	0- 4	0- 1	AWAY	1- 3	0- 1	2- 0				
0- 1	0- 1	0- 0	NEUTRAL	0- 0	0- 0	0- 0				
5- 6	0- 3	2- 2	NON-CONFERENCE	1- 1	0- 0	2- 0				
3- 2	0- 1	2- 1	HOME	1- 0	0- 0	0- 0				
2- 3	0- 1	0- 1	AWAY	0- 1	0- 0	2- 0				
0- 1	0- 1	0- 0	NEUTRAL	0- 0	0- 0	0- 0				
5- 8	0- 3	1- 1	CONFERENCE	2- 3	1- 1	1- 0				
4- 2	0- 0	1- 1	HOME	1- 1	1- 0	1- 0				
1- 6	0- 3	0- 0	AWAY	1- 2	0- 1	0- 0				
0- 0	0- 0	0- 0	NEUTRAL	0- 0	0- 0	0- 0				

RPI 1-25				RPI 26-50				RPI 51-100 Team's RPI: 51				RPI 101+			
RPI	S	Opponent	Score	RPI	S	Opponent	Score	RPI	S	Opponent	Score	RPI	S	Opponent	Score
5	H	UCLA	62 73	26	H	Kentucky	47 50	71	H	Bucknell	84 60	104	H	Notre Dame	90 60
6	A	UConn	44 83	33	H	Old Dominion	56 53	76	A	Boston College	69 52	117	A	Wake Forest	56 62
9	N	Mississippi St.	59 72	34	H	Virginia Tech	61 69	79	A	North Carolina	68 78	177	A	UNLV	63 55
12	A	Louisville	56 71	37	H	Duke	66 63	79	H	North Carolina	47 65	197	H	Clemson	70 54
13	A	NC State	60 80	44	H	James Madison	55 49	83	A	Southern California	49 59	289	A	CSUN	72 47
23	A	Florida St.	55 63	47	A	Rutgers	63 73	88	A	Georgia Tech	51 61				
								89	H	Syracuse	57 41				
LAST 10 Division I															
				23	A	Florida St.	55 63	12	A	Louisville	56 71				
				197	H	Clemson	70 54	34	H	Virginia Tech	61 69				
				89	H	Syracuse	57 41	117	A	Wake Forest	56 62				
				79	A	North Carolina	68 78	76	A	Boston College	69 52				
				104	H	Notre Dame	90 60	37	H	Duke	66 63				

Non-Div I Games:

Virginia

■ Loss,
 ■ Non-Conf, S Site,
 ■ Home
 ■ Away
 N Neutral

Virginia Tech

Through Games Of Feb. 10, 2020

Average RPI Win:	141	WON-LOST	WINNING	LAST 10	STRENGTH OF	OPP. STRENGTH	TEAM	ADJ.	CONF.	ADJ CONF.
Average RPI Loss:	43	RECORD	PCT. RANK	GAMES	SCHEDULE	OF SCHEDULE	RPI	RPI	RPI	RPI
DIV. I ONLY	17- 6	44	7-3	51	45	34	34	5	5	
DIV. I NON-CONF.	10- 1	20	0	115	107	25	25	3	3	
TOTALS	RPI 1-25	RPI 26-50	W-L RECORDS	RPI 51-100	RPI 101-150	RPI 150+				
17- 6	0- 3	1- 1	OVERALL	8- 2	2- 0	6- 0				
11- 1	0- 1	1- 0	HOME	4- 0	1- 0	5- 0				
3- 4	0- 2	0- 1	AWAY	2- 1	0- 0	1- 0				
3- 1	0- 0	0- 0	NEUTRAL	2- 1	1- 0	0- 0				
10- 1	0- 0	1- 0	NON-CONFERENCE	3- 1	2- 0	4- 0				
6- 0	0- 0	1- 0	HOME	1- 0	1- 0	3- 0				
1- 0	0- 0	0- 0	AWAY	0- 0	0- 0	1- 0				
3- 1	0- 0	0- 0	NEUTRAL	2- 1	1- 0	0- 0				
7- 5	0- 3	0- 1	CONFERENCE	5- 1	0- 0	2- 0				
5- 1	0- 1	0- 0	HOME	3- 0	0- 0	2- 0				
2- 4	0- 2	0- 1	AWAY	2- 1	0- 0	0- 0				
0- 0	0- 0	0- 0	NEUTRAL	0- 0	0- 0	0- 0				

RPI 1-25				RPI 26-50				Team's RPI: 34				RPI 51-100				RPI 101+			
RPI	S	Opponent	Score	RPI	S	Opponent	Score	RPI	S	Opponent	Score	RPI	S	Opponent	Score	RPI	S	Opponent	Score
13	A	NC State	69 76	37	A	Duke	67 72	51	A	Virginia	69 61	120	H	Davidson	88 68				
13	H	NC State	59 71	40	H	Purdue	67 54	56	N	Belmont	60 58	148	N	Wichita St.	84 63				
23	A	Florida St.	62 86					73	H	Miami (FL)	69 45	197	H	Clemson	71 50				
								76	H	Boston College	70 49	223	H	Gardner-Webb	87 65				
								79	A	North Carolina	72 63	227	A	George Mason	77 58				
								79	H	North Carolina	76 70	250	H	Saint Francis (PA)	105 41				
								84	N	Georgia	72 77	278	H	Pittsburgh	68 56				
								87	N	Rice	54 45	318	H	UMES	86 43				
								89	A	Syracuse	65 67								
								98	H	Liberty	73 69								
LAST 10 Division I																			
79	A	North Carolina	72 63	76	H	Boston College	70 49												
13	H	NC State	59 71	51	A	Virginia	69 61												
73	H	Miami (FL)	69 45	37	A	Duke	67 72												
89	A	Syracuse	65 67	278	H	Pittsburgh	68 56												
197	H	Clemson	71 50	79	H	North Carolina	76 70												

Non-Div I Games:

Virginia Tech

■ Loss,
 ■ Non-Conf,
 ■ S Site,
 ■ H Home
 ■ A Away
 N Neutral

Average RPI Win: 309	WON-LOST	WINNING	LAST 10	STRENGTH OF	OPP. STRENGTH	TEAM	ADJ.	CONF.	ADJ CONF.
Average RPI Loss: 167	RECORD	PCT. RANK	GAMES	SCHEDULE	OF SCHEDULE	RPI	RPI	RPI	RPI
DIV. I ONLY	7- 14	265	4-6	172	345	276	276	30	30
DIV. I NON-CONF.	3- 7	252	0	37	315	197	197	30	30
TOTALS	RPI 1-25	RPI 26-50	W-L RECORDS	RPI 51-100	RPI 101-150	RPI 150+			
7- 14	0- 1	0- 1	OVERALL	0- 4	0- 2	7- 6			
6- 4	0- 0	0- 0	HOME	0- 1	0- 1	6- 2			
1- 10	0- 1	0- 1	AWAY	0- 3	0- 1	1- 4			
0- 0	0- 0	0- 0	NEUTRAL	0- 0	0- 0	0- 0			
3- 7	0- 1	0- 1	NON-CONFERENCE	0- 4	0- 0	3- 1			
3- 1	0- 0	0- 0	HOME	0- 1	0- 0	3- 0			
0- 6	0- 1	0- 1	AWAY	0- 3	0- 0	0- 1			
0- 0	0- 0	0- 0	NEUTRAL	0- 0	0- 0	0- 0			
4- 7	0- 0	0- 0	CONFERENCE	0- 0	0- 2	4- 5			
3- 3	0- 0	0- 0	HOME	0- 0	0- 1	3- 2			
1- 4	0- 0	0- 0	AWAY	0- 0	0- 1	1- 3			
0- 0	0- 0	0- 0	NEUTRAL	0- 0	0- 0	0- 0			

RPI 1-25				RPI 26-50				RPI 51-100				RPI 101+ Team's RPI: 276			
RPI	S	Opponent	Score	RPI	S	Opponent	Score	RPI	S	Opponent	Score	RPI	S	Opponent	Score
3	A	Maryland	56 119	41	A	Yale	68 87	75	H	Stony Brook	45 66	141	A	Robert Morris	47 51
								82	A	Colgate	58 74	141	H	Robert Morris	35 77
								93	A	Butler	58 74	201	A	Mt. St. Mary's	63 78
								100	A	Rider	63 77	247	A	Youngstown St.	42 64
												250	A	Saint Francis (PA)	50 51
												250	H	Saint Francis (PA)	55 50
												293	H	UMBC	67 60
												301	H	Sacred Heart	65 79
												313	H	St. Francis Brooklyn	74 66
												314	A	Bryant	58 45
												325	H	Fairleigh Dickinson	61 62
												326	H	Saint Peter's	90 89
												329	H	NJIT	61 59
												335	H	LIU Brooklyn	63 61
												344	A	Central Conn. St.	63 66
LAST 10 Division I															
				141	H	Robert Morris	35 77	335	H	LIU Brooklyn	63 61				
				250	H	Saint Francis (PA)	55 50	313	H	St. Francis Brooklyn	74 66				
				325	H	Fairleigh Dickinson	61 62	250	A	Saint Francis (PA)	50 51				
				314	A	Bryant	58 45	141	A	Robert Morris	47 51				
				344	A	Central Conn. St.	63 66	301	H	Sacred Heart	65 79				

Non-Div I Games: Staten Island 81 57

Wagner

■ Loss,
 ■ Non-Conf,
 ■ S Site,
 ■ H Home
 ■ A Away
 N Neutral

Wake Forest

Through Games Of Feb. 10, 2020

Average RPI Win:	141	WON-LOST	WINNING	LAST 10	STRENGTH OF	OPP. STRENGTH	TEAM	ADJ.	CONF.	ADJ CONF.
Average RPI Loss:	102	RECORD	PCT. RANK	GAMES	SCHEDULE	OF SCHEDULE	RPI	RPI	RPI	RPI
DIV. I ONLY	12- 12	173	3-7	84	55	117	117	5	5	
DIV. I NON-CONF.	7- 4	100	0	138	182	112	112	3	3	
TOTALS	RPI 1-25	RPI 26-50	W-L RECORDS	RPI 51-100	RPI 101-150	RPI 150+				
12- 12	0- 3	1- 0	OVERALL	4- 5	3- 1	4- 3				
8- 4	0- 1	0- 0	HOME	3- 1	1- 1	4- 1				
2- 8	0- 2	1- 0	AWAY	0- 4	1- 0	0- 2				
2- 0	0- 0	0- 0	NEUTRAL	1- 0	1- 0	0- 0				
7- 4	0- 0	0- 0	NON-CONFERENCE	1- 2	3- 0	3- 2				
4- 2	0- 0	0- 0	HOME	0- 1	1- 0	3- 1				
1- 2	0- 0	0- 0	AWAY	0- 1	1- 0	0- 1				
2- 0	0- 0	0- 0	NEUTRAL	1- 0	1- 0	0- 0				
5- 8	0- 3	1- 0	CONFERENCE	3- 3	0- 1	1- 1				
4- 2	0- 1	0- 0	HOME	3- 0	0- 1	1- 0				
1- 6	0- 2	1- 0	AWAY	0- 3	0- 0	0- 1				
0- 0	0- 0	0- 0	NEUTRAL	0- 0	0- 0	0- 0				

RPI 1-25				RPI 26-50				RPI 51-100				RPI 101+ Team's RPI: 117			
RPI	S	Opponent	Score	RPI	S	Opponent	Score	RPI	S	Opponent	Score	RPI	S	Opponent	Score
12	A	Louisville	61 75	37	A	Duke	60 58	51	H	Virginia	62 56	104	H	Notre Dame	71 75
13	A	NC State	45 59					61	A	St. John's (NY)	74 82	118	H	Campbell	74 46
23	H	Florida St.	65 70					62	N	Dayton	78 59	133	N	Florida	73 68
								73	A	Miami (FL)	56 59	137	A	Elon	69 57
								76	A	Boston College	54 67	151	H	UNC Greensboro	65 67
								77	H	Charlotte	65 77	197	H	Clemson	63 58
								88	A	Georgia Tech	52 62	255	H	Col. of Charleston	106 50
								88	H	Georgia Tech	65 60	263	H	UNCW	65 55
								89	H	Syracuse	65 60	265	H	East Carolina	76 53
												270	A	ETSU	60 67
												278	A	Pittsburgh	48 53
LAST 10 Division I															
88	A	Georgia Tech	52 62	23	H	Florida St.	65 70								
104	H	Notre Dame	71 75	13	A	NC State	45 59								
76	A	Boston College	54 67	51	H	Virginia	62 56								
278	A	Pittsburgh	48 53	12	A	Louisville	61 75								
89	H	Syracuse	65 60	197	H	Clemson	63 58								

Non-Div I Games:

Wake Forest

■ Loss,
 ■ Non-Conf,
 ■ S Site,
 ■ H Home
 ■ A Away
 N Neutral

Average RPI Win:	182	WON-LOST	WINNING	LAST 10	STRENGTH OF	OPP. STRENGTH	TEAM	ADJ.	CONF.	ADJ CONF.
Average RPI Loss:	76	RECORD	PCT. RANK	GAMES	SCHEDULE	OF SCHEDULE	RPI	RPI	RPI	RPI
DIV. I ONLY	11- 12	189	1-9	65	52	134	134	1	1	
DIV. I NON-CONF.	8- 3	68	0	182	216	124	124	1	1	
TOTALS	RPI 1-25	RPI 26-50	W-L RECORDS	RPI 51-100	RPI 101-150	RPI 150+				
11- 12	1- 4	0- 1	OVERALL	2- 3	2- 3	6- 1				
5- 9	0- 2	0- 1	HOME	1- 2	0- 3	4- 1				
3- 3	0- 2	0- 0	AWAY	1- 1	2- 0	0- 0				
3- 0	1- 0	0- 0	NEUTRAL	0- 0	0- 0	2- 0				
8- 3	1- 0	0- 0	NON-CONFERENCE	0- 0	1- 2	6- 1				
4- 3	0- 0	0- 0	HOME	0- 0	0- 2	4- 1				
1- 0	0- 0	0- 0	AWAY	0- 0	1- 0	0- 0				
3- 0	1- 0	0- 0	NEUTRAL	0- 0	0- 0	2- 0				
3- 9	0- 4	0- 1	CONFERENCE	2- 3	1- 1	0- 0				
1- 6	0- 2	0- 1	HOME	1- 2	0- 1	0- 0				
2- 3	0- 2	0- 0	AWAY	1- 1	1- 0	0- 0				
0- 0	0- 0	0- 0	NEUTRAL	0- 0	0- 0	0- 0				

RPI	S	Opponent	Score	RPI	S	Opponent	Score	RPI	S	Opponent	Score	RPI	S	Opponent	Score	Team's RPI: 134
5	A	UCLA	80 85	28	H	Arizona St.	50 67	66	H	Colorado	61 52	106	H	Vanderbilt	74 76	
7	N	Iowa	70 63					83	A	Southern California	78 81	119	A	San Diego	65 47	
10	A	Stanford	56 77					92	H	Utah	65 74	140	A	California	67 64	
10	H	Stanford	41 58					94	A	Washington St.	65 56	140	H	California	74 81	
21	H	Arizona	58 66					94	H	Washington St.	59 66	144	H	Tulane	62 64	
												178	H	Hawaii	50 62	
												219	H	CSU Bakersfield	80 49	
												228	N	Iona	65 34	
												243	H	San Francisco	73 54	
												256	N	Howard	75 58	
												310	H	Seattle U	78 46	
												319	H	Weber St.	94 41	
LAST 10 Division I																
66	H	Colorado	61 52	5	A	UCLA	80 85	21	H	Arizona	58 66					
92	H	Utah	65 74	28	H	Arizona St.	50 67	94	H	Washington St.	59 66					
140	H	California	74 81	10	A	Stanford	56 77									

Non-Div I Games:

Washington

■ Loss,
■ Non-Conf,
■ S Site,
■ H Home
■ A Away
N Neutral

Average RPI Win:	184	WON-LOST	WINNING	LAST 10	STRENGTH OF	OPP. STRENGTH	TEAM	ADJ.	CONF.	ADJ CONF.
Average RPI Loss:	38	RECORD	PCT. RANK	GAMES	SCHEDULE	OF SCHEDULE	RPI	RPI	RPI	RPI
DIV. I ONLY	11- 13	205	4-6	21	25	94	94	1	1	
DIV. I NON-CONF.	7- 5	131	0	48	49	85	85	1	1	
TOTALS	RPI 1-25	RPI 26-50	W-L RECORDS	RPI 51-100	RPI 101-150	RPI 150+				
11- 13	0- 8	0- 1	OVERALL	2- 3	4- 1	5- 0				
7- 6	0- 3	0- 1	HOME	2- 1	1- 1	4- 0				
3- 4	0- 2	0- 0	AWAY	0- 2	3- 0	0- 0				
1- 3	0- 3	0- 0	NEUTRAL	0- 0	0- 0	1- 0				
7- 5	0- 4	0- 0	NON-CONFERENCE	1- 1	1- 0	5- 0				
5- 1	0- 1	0- 0	HOME	1- 0	0- 0	4- 0				
1- 1	0- 0	0- 0	AWAY	0- 1	1- 0	0- 0				
1- 3	0- 3	0- 0	NEUTRAL	0- 0	0- 0	1- 0				
4- 8	0- 4	0- 1	CONFERENCE	1- 2	3- 1	0- 0				
2- 5	0- 2	0- 1	HOME	1- 1	1- 1	0- 0				
2- 3	0- 2	0- 0	AWAY	0- 1	2- 0	0- 0				
0- 0	0- 0	0- 0	NEUTRAL	0- 0	0- 0	0- 0				

RPI	S	Opponent	Score	RPI	S	Opponent	Score	RPI	S	Opponent	Score	RPI	S	Opponent	Score
1	N	South Carolina	53 68	28	H	Arizona St.	56 65	66	H	Colorado	69 59	127	A	Boise St.	80 68
5	A	UCLA	50 66					69	H	BYU	67 50	134	A	Washington	66 59
8	N	Baylor	66 89					73	A	Miami (FL)	68 74	134	H	Washington	56 65
10	A	Stanford	58 77					83	A	Southern California	63 74	140	A	California	96 75
10	H	Stanford	49 71					92	H	Utah	66 78	140	H	California	92 66
11	H	Gonzaga	53 76									186	H	Pepperdine	85 48
15	N	Indiana	44 78									237	N	Southern U.	69 54
21	H	Arizona	67 74									289	H	CSUN	71 61
												302	H	UC Irvine	87 59
												333	H	Ark.-Pine Bluff	85 56
LAST 10 Division I															
92	H	Utah	66 78	83	A	Southern California	63 74								
66	H	Colorado	69 59	28	H	Arizona St.	56 65								
10	H	Stanford	49 71	21	H	Arizona	67 74								
140	H	California	92 66	134	A	Washington	66 59								
5	A	UCLA	50 66	140	A	California	96 75								

Non-Div I Games:

Washington St.

Average RPI Win:	275	WON-LOST	WINNING	LAST 10	STRENGTH OF	OPP. STRENGTH	TEAM	ADJ.	CONF.	ADJ CONF.
Average RPI Loss:	183	RECORD	PCT. RANK	GAMES	SCHEDULE	OF SCHEDULE	RPI	RPI	RPI	RPI
DIV. I ONLY	3- 19	330	1-9	251	234	319	319	18	18	
DIV. I NON-CONF.	2- 7	288	0	187	209	259	259	17	17	
TOTALS	RPI 1-25	RPI 26-50	W-L RECORDS	RPI 51-100	RPI 101-150	RPI 150+				
3- 19	0- 1	0- 0	OVERALL	0- 2	0- 4	3- 12				
1- 7	0- 0	0- 0	HOME	0- 0	0- 1	1- 6				
2- 12	0- 1	0- 0	AWAY	0- 2	0- 3	2- 6				
0- 0	0- 0	0- 0	NEUTRAL	0- 0	0- 0	0- 0				
2- 7	0- 1	0- 0	NON-CONFERENCE	0- 1	0- 3	2- 2				
1- 1	0- 0	0- 0	HOME	0- 0	0- 1	1- 0				
1- 6	0- 1	0- 0	AWAY	0- 1	0- 2	1- 2				
0- 0	0- 0	0- 0	NEUTRAL	0- 0	0- 0	0- 0				
1- 12	0- 0	0- 0	CONFERENCE	0- 1	0- 1	1- 10				
0- 6	0- 0	0- 0	HOME	0- 0	0- 0	0- 6				
1- 6	0- 0	0- 0	AWAY	0- 1	0- 1	1- 4				
0- 0	0- 0	0- 0	NEUTRAL	0- 0	0- 0	0- 0				

RPI 1-25				RPI 26-50				RPI 51-100				RPI 101+ Team's RPI: 319			
RPI	S	Opponent	Score	RPI	S	Opponent	Score	RPI	S	Opponent	Score	RPI	S	Opponent	Score
5	A	UCLA	45 85					91	A	Montana St.	52 81	105	A	Pacific	53 76
								92	A	Utah	46 75	122	A	Idaho	50 70
												134	A	Washington	41 94
												145	H	Portland	59 78
												167	H	Southern Utah	71 87
												175	A	Montana	57 85
												185	A	Northern Ariz.	61 92
												185	H	Northern Ariz.	82 88
												199	H	Idaho St.	54 65
												207	H	Portland St.	57 76
												213	A	Northern Colo.	65 60
												213	H	Northern Colo.	65 69
												218	A	UTEP	51 70
												288	A	UC Riverside	64 54
												306	A	Eastern Wash.	53 63
												308	A	Sacramento St.	52 58
												308	H	Sacramento St.	67 91
												321	A	New Mexico St.	47 77
												324	H	Utah Valley	72 46
LAST 10 Division I															
185	A	Northern Ariz.	61 92	91	A	Montana St.	52 81								
308	A	Sacramento St.	52 58	207	H	Portland St.	57 76								
213	H	Northern Colo.	65 69	199	H	Idaho St.	54 65								
167	H	Southern Utah	71 87	308	H	Sacramento St.	67 91								
175	A	Montana	57 85	213	A	Northern Colo.	65 60								

Non-Div I Games:

Weber St.

West Virginia

Through Games Of Feb. 10, 2020

Average RPI Win:	152	WON-LOST	WINNING	LAST 10	STRENGTH OF	OPP. STRENGTH	TEAM	ADJ.	CONF.	ADJ CONF.
Average RPI Loss:	35	RECORD	PCT. RANK	GAMES	SCHEDULE	OF SCHEDULE	RPI	RPI	RPI	RPI
DIV. I ONLY	14- 7	74	4-6	59	16	45	45	3	3	
DIV. I NON-CONF.	10- 1	20	0	143	136	38	38	4	4	
TOTALS	RPI 1-25	RPI 26-50	W-L RECORDS	RPI 51-100	RPI 101-150	RPI 150+				
14- 7	1- 2	2- 5	OVERALL	2- 0	3- 0	6- 0				
7- 2	0- 0	2- 2	HOME	0- 0	1- 0	4- 0				
3- 4	1- 2	0- 2	AWAY	0- 0	2- 0	0- 0				
4- 1	0- 0	0- 1	NEUTRAL	2- 0	0- 0	2- 0				
10- 1	1- 0	0- 1	NON-CONFERENCE	2- 0	1- 0	6- 0				
5- 0	0- 0	0- 0	HOME	0- 0	1- 0	4- 0				
1- 0	1- 0	0- 0	AWAY	0- 0	0- 0	0- 0				
4- 1	0- 0	0- 1	NEUTRAL	2- 0	0- 0	2- 0				
4- 6	0- 2	2- 4	CONFERENCE	0- 0	2- 0	0- 0				
2- 2	0- 0	2- 2	HOME	0- 0	0- 0	0- 0				
2- 4	0- 2	0- 2	AWAY	0- 0	2- 0	0- 0				
0- 0	0- 0	0- 0	NEUTRAL	0- 0	0- 0	0- 0				

RPI 1-25				RPI 26-50				Team's RPI: 45				RPI 51-100				RPI 101+			
RPI	S	Opponent	Score	RPI	S	Opponent	Score	RPI	S	Opponent	Score	RPI	S	Opponent	Score	RPI	S	Opponent	Score
8	A	Baylor	51 91	31	H	Texas	68 63	89	N	Syracuse	71 69	116	A	Kansas	68 49				
9	A	Mississippi St.	71 65	35	N	Creighton	75 82	96	N	Michigan St.	63 57	122	A	Kansas St.	74 63				
22	A	TCU	60 73	39	A	Oklahoma	58 68					132	H	Cornell	68 62				
				39	H	Oklahoma	49 73					171	N	Norfolk St.	72 55				
				49	H	Iowa St.	79 71					194	N	New Mexico	73 60				
				50	A	Oklahoma St.	57 60					216	H	Radford	74 37				
				50	H	Oklahoma St.	55 57					250	H	Saint Francis (PA)	74 45				
												304	H	Presbyterian	56 40				
												343	H	Coppin St.	82 47				
LAST 10 Division I																			
50	A	Oklahoma St.	57 60	8	A	Baylor	51 91												
39	A	Oklahoma	58 68	39	H	Oklahoma	49 73												
49	H	Iowa St.	79 71	31	H	Texas	68 63												
22	A	TCU	60 73	116	A	Kansas	68 49												
50	H	Oklahoma St.	55 57	122	A	Kansas St.	74 63												

Non-Div I Games:

West Virginia

■ Loss,
 ■ Non-Conf,
 ■ S Site,
 ■ H Home
 ■ A Away
 N Neutral

WON-LOST				STRENGTH OF						
Average RPI Win:	297	WON-LOST	WINNING	LAST 10	SCHEDULE	OPP. STRENGTH	TEAM	ADJ.	CONF.	ADJ CONF.
Average RPI Loss:	199	RECORD	PCT. RANK	GAMES		OF SCHEDULE	RPI	RPI	RPI	RPI
DIV. I ONLY	3- 19	330	2-8	263	321	336	336	26	26	
DIV. I NON-CONF.	1- 12	335	0-1	147	345	329	329	22	22	
TOTALS	RPI 1-25		RPI 26-50	W-L RECORDS		RPI 51-100	RPI 101-150		RPI 150+	
3- 19	0- 0		0- 0	OVERALL		0- 2	0- 3		3- 14	
2- 9	0- 0		0- 0	HOME		0- 1	0- 1		2- 7	
1- 10	0- 0		0- 0	AWAY		0- 1	0- 2		1- 7	
0- 0	0- 0		0- 0	NEUTRAL		0- 0	0- 0		0- 0	
1- 12	0- 0		0- 0	NON-CONFERENCE		0- 2	0- 3		1- 7	
1- 6	0- 0		0- 0	HOME		0- 1	0- 1		1- 4	
0- 6	0- 0		0- 0	AWAY		0- 1	0- 2		0- 3	
0- 0	0- 0		0- 0	NEUTRAL		0- 0	0- 0		0- 0	
2- 7	0- 0		0- 0	CONFERENCE		0- 0	0- 0		2- 7	
1- 3	0- 0		0- 0	HOME		0- 0	0- 0		1- 3	
1- 4	0- 0		0- 0	AWAY		0- 0	0- 0		1- 4	
0- 0	0- 0		0- 0	NEUTRAL		0- 0	0- 0		0- 0	

RPI 1-25				RPI 26-50				RPI 51-100				RPI 101+				Team's RPI: 336	
RPI	S	Opponent	Score	RPI	S	Opponent	Score	RPI	S	Opponent	Score	RPI	S	Opponent	Score		
								79	A	North Carolina	55	92	118	H	Campbell	40	61
								99	H	Coastal Caro.	43	66	120	A	Davidson	51	101
													137	A	Elon	24	68
													151	A	UNC Greensboro	43	54
													162	H	Tennessee Tech	58	62
													174	H	Samford	50	62
													191	H	Cleveland St.	61	68
													195	A	Furman	53	69
													223	A	Gardner-Webb	62	88
													233	A	Chattanooga	61	53
													233	H	Chattanooga	52	59
													244	H	UNC Asheville	47	64
													255	A	Col. of Charleston	62	73
													257	H	Winthrop	60	63
													266	A	Wofford	63	76
													270	A	ETSU	49	76
													270	H	ETSU	57	62
													317	H	Mercer	51	40
													337	A	USC Upstate	62	70
													341	H	Charleston So.	69	64
LAST 10 Division I																	
				233	A	Chattanooga	61	53	266	A	Wofford	63	76				
				270	A	ETSU	49	76	151	A	UNC Greensboro	43	54				
				317	H	Mercer	51	40	270	H	ETSU	57	62				
				174	H	Samford	50	62	233	H	Chattanooga	52	59				
				195	A	Furman	53	69	255	A	Col. of Charleston	62	73				

Non-Div I Games:	Southern Wesleyan	70	37	UVa-Wise	64	55
------------------	-------------------	----	----	----------	----	----

Western Caro.

■ Loss, ■ Non-Conf, S Site, H Home A Away N Neutral

RECORD 111:				THROUGH GAMES OF FEB. 10, 1910						
Average RPI Win:	281	WON-LOST	WINNING	LAST 10	STRENGTH OF	OPP. STRENGTH	TEAM	ADJ.	CONF.	ADJ CONF.
Average RPI Loss:	92	RECORD	PCT. RANK	GAMES	SCHEDULE	OF SCHEDULE	RPI	RPI	RPI	RPI
DIV. I ONLY	10- 11	193	7-3	245	149	210	210	19	19	
DIV. I NON-CONF.	3- 7	252	0	183	66	242	242	18	18	

TOTALS	RPI 1-25		RPI 26-50	W-L RECORDS	RPI 51-100	RPI 101-150	RPI 150+			
10- 11	0- 0		0- 4	OVERALL	0- 4	1- 1	9- 2			
6- 3	0- 0		0- 2	HOME	0- 1	1- 0	5- 0			
4- 6	0- 0		0- 2	AWAY	0- 2	0- 1	4- 1			
0- 2	0- 0		0- 0	NEUTRAL	0- 1	0- 0	0- 1			
3- 7	0- 0		0- 3	NON-CONFERENCE	0- 2	1- 1	2- 1			
2- 1	0- 0		0- 1	HOME	0- 0	1- 0	1- 0			
1- 4	0- 0		0- 2	AWAY	0- 1	0- 1	1- 0			
0- 2	0- 0		0- 0	NEUTRAL	0- 1	0- 0	0- 1			
7- 4	0- 0		0- 1	CONFERENCE	0- 2	0- 0	7- 1			
4- 2	0- 0		0- 1	HOME	0- 1	0- 0	4- 0			
3- 2	0- 0		0- 0	AWAY	0- 1	0- 0	3- 1			
0- 0	0- 0		0- 0	NEUTRAL	0- 0	0- 0	0- 0			

RPI 1-25				RPI 26-50				RPI 51-100				RPI 101+				Team's RPI: 210	
RPI	S	Opponent	Score	RPI	S	Opponent	Score	RPI	S	Opponent	Score	RPI	S	Opponent	Score		
				29	A	Drake	75 94	63	A	South Dakota St.	45 75	128	H	Southeast Mo. St.	97 91		
				40	A	Purdue	59 66	63	H	South Dakota St.	48 89	129	A	Missouri	89 97		
				42	H	South Dakota	65 96	78	A	Illinois St.	65 78	209	H	Oral Roberts	75 61		
				43	H	Bradley	49 84	85	N	Southern Ill.	65 79	214	A	North Dakota	71 77		
												224	N	Eastern Ill.	52 60		
												283	H	Indiana St.	83 72		
												291	A	North Dakota St.	79 78		
												291	H	North Dakota St.	86 79		
												292	H	Denver	82 75		
												303	A	Omaha	83 69		
												331	A	Purdue Fort Wayne	83 74		
												331	H	Purdue Fort Wayne	79 68		
												350	A	Chicago St.	88 78		
LAST 10 Division I																	
				331	A	Purdue Fort Wayne	83 74	209	H	Oral Roberts	75 61						
				291	H	North Dakota St.	86 79	292	H	Denver	82 75						
				63	H	South Dakota St.	48 89	331	H	Purdue Fort Wayne	79 68						
				214	A	North Dakota	71 77	63	A	South Dakota St.	45 75						
				303	A	Omaha	83 69	291	A	North Dakota St.	79 78						

Non-Div I Games:	Culver-Stockton	82	76	Ill.-Springfield	91	51	Mo. Baptist	90	69
------------------	-----------------	----	----	------------------	----	----	-------------	----	----

Western Ill.

■ Loss, ■ Non-Conf, S Site, H Home A Away N Neutral

Average RPI Win:	158	WON-LOST	WINNING	LAST 10	STRENGTH OF	OPP. STRENGTH	TEAM	ADJ.	CONF.	ADJ CONF.
Average RPI Loss:	98	RECORD	PCT. RANK	GAMES	SCHEDULE	OF SCHEDULE	RPI	RPI	RPI	RPI
DIV. I ONLY	16- 6	51	8-2	81	81	30	30	13	13	
DIV. I NON-CONF.	8- 3	68	0	81	7	24	24	14	14	
TOTALS	RPI 1-25	RPI 26-50	W-L RECORDS	RPI 51-100	RPI 101-150	RPI 150+				
16- 6	1- 1	1- 2	OVERALL	4- 1	1- 0	9- 2				
8- 0	1- 0	1- 0	HOME	2- 0	1- 0	3- 0				
7- 6	0- 1	0- 2	AWAY	2- 1	0- 0	5- 2				
1- 0	0- 0	0- 0	NEUTRAL	0- 0	0- 0	1- 0				
8- 3	1- 1	1- 1	NON-CONFERENCE	2- 0	0- 0	4- 1				
4- 0	1- 0	1- 0	HOME	1- 0	0- 0	1- 0				
3- 3	0- 1	0- 1	AWAY	1- 0	0- 0	2- 1				
1- 0	0- 0	0- 0	NEUTRAL	0- 0	0- 0	1- 0				
8- 3	0- 0	0- 1	CONFERENCE	2- 1	1- 0	5- 1				
4- 0	0- 0	0- 0	HOME	1- 0	1- 0	2- 0				
4- 3	0- 0	0- 1	AWAY	1- 1	0- 0	3- 1				
0- 0	0- 0	0- 0	NEUTRAL	0- 0	0- 0	0- 0				

RPI 1-25				RPI 26-50				Team's RPI: 30				RPI 51-100				RPI 101+			
RPI	S	Opponent	Score	RPI	S	Opponent	Score	RPI	S	Opponent	Score	RPI	S	Opponent	Score	RPI	S	Opponent	Score
12	A	Louisville	56 75	33	A	Old Dominion	65 76	56	H	Belmont	77 46	112	H	UAB	69 65				
18	H	Central Mich.	93 58	39	H	Oklahoma	74 63	60	H	Middle Tenn.	71 63	155	A	Saint Mary's (CA)	73 80				
				40	A	Purdue	50 67	70	A	Ball St.	91 86	174	A	Samford	88 84				
								77	A	Charlotte	60 56	181	H	Fla. Atlantic	68 59				
								87	A	Rice	65 73	183	H	Little Rock	77 58				
												220	A	Southern Miss.	81 65				
												241	A	Louisiana Tech	84 75				
												245	A	Marshall	74 65				
												246	N	Tulsa	76 63				
												262	A	North Texas	54 61				
												286	H	FIU	71 51				
												317	A	Mercer	75 62				
LAST 10 Division I																			
220	A	Southern Miss.	81 65	77	A	Charlotte	60 56												
241	A	Louisiana Tech	84 75	33	A	Old Dominion	65 76												
286	H	FIU	71 51	60	H	Middle Tenn.	71 63												
181	H	Fla. Atlantic	68 59	112	H	UAB	69 65												
245	A	Marshall	74 65	87	A	Rice	65 73												

Non-Div I Games:

Western Ky.

Average RPI Win:	235	WON-LOST	WINNING	LAST 10	STRENGTH OF	OPP. STRENGTH	TEAM	ADJ.	CONF.	ADJ CONF.
Average RPI Loss:	128	RECORD	PCT. RANK	GAMES	SCHEDULE	OF SCHEDULE	RPI	RPI	RPI	RPI
DIV. I ONLY	10- 10	173	4-6	179	189	176	176	10	10	
DIV. I NON-CONF.	6- 4	123	0	274	333	182	182	10	10	
TOTALS	RPI 1-25	RPI 26-50	W-L RECORDS	RPI 51-100	RPI 101-150	RPI 150+				
10- 10	0- 1	0- 1	OVERALL	1- 2	2- 1	7- 5				
5- 3	0- 1	0- 0	HOME	1- 0	1- 0	3- 2				
3- 6	0- 0	0- 1	AWAY	0- 1	1- 1	2- 3				
2- 1	0- 0	0- 0	NEUTRAL	0- 1	0- 0	2- 0				
6- 4	0- 0	0- 1	NON-CONFERENCE	0- 1	1- 0	5- 2				
2- 1	0- 0	0- 0	HOME	0- 0	0- 0	2- 1				
2- 2	0- 0	0- 1	AWAY	0- 0	1- 0	1- 1				
2- 1	0- 0	0- 0	NEUTRAL	0- 1	0- 0	2- 0				
4- 6	0- 1	0- 0	CONFERENCE	1- 1	1- 1	2- 3				
3- 2	0- 1	0- 0	HOME	1- 0	1- 0	1- 1				
1- 4	0- 0	0- 0	AWAY	0- 1	0- 1	1- 2				
0- 0	0- 0	0- 0	NEUTRAL	0- 0	0- 0	0- 0				

RPI 1-25				RPI 26-50				RPI 51-100				RPI 101+ Team's RPI: 176			
RPI	S	Opponent	Score	RPI	S	Opponent	Score	RPI	S	Opponent	Score	RPI	S	Opponent	Score
18	H	Central Mich.	70 80	32	A	Michigan	55 76	52	H	Ohio	73 72	110	A	Kent St.	63 75
								70	A	Ball St.	65 68	136	A	Loyola Chicago	70 60
								75	N	Stony Brook	47 50	147	H	Toledo	84 72
												163	H	Eastern Mich.	79 83
												165	A	Miami (OH)	67 70
												181	H	Fla. Atlantic	79 80
												190	A	Akron	56 51
												190	H	Akron	79 71
												218	A	UTEP	46 76
												251	A	Bowling Green	63 72
												292	N	Denver	79 70
												321	N	New Mexico St.	79 76
												330	H	Detroit Mercy	82 67
												342	A	UIC	80 52
												350	H	Chicago St.	90 69
LAST 10 Division I															
163	H	Eastern Mich.	79 83	18	H	Central Mich.	70 80								
165	A	Miami (OH)	67 70	52	H	Ohio	73 72								
70	A	Ball St.	65 68	110	A	Kent St.	63 75								
190	H	Akron	79 71	190	A	Akron	56 51								
251	A	Bowling Green	63 72	147	H	Toledo	84 72								

Non-Div I Games: Kentucky St. 80 41

Western Mich.

Average RPI Win:	207	WON-LOST	WINNING	LAST 10	STRENGTH OF	OPP. STRENGTH	TEAM	ADJ.	CONF.	ADJ CONF.
Average RPI Loss:	93	RECORD	PCT. RANK	GAMES	SCHEDULE	OF SCHEDULE	RPI	RPI	RPI	RPI
DIV. I ONLY	13- 10	130	5-5	201	72	148	148	9	9	
DIV. I NON-CONF.	8- 5	117	0	210	99	134	134	9	9	
TOTALS	RPI 1-25	RPI 26-50	W-L RECORDS	RPI 51-100	RPI 101-150	RPI 150+				
13- 10	0- 2	1- 3	OVERALL	3- 1	0- 1	9- 3				
9- 3	0- 0	1- 1	HOME	1- 1	0- 1	7- 0				
3- 6	0- 2	0- 1	AWAY	1- 0	0- 0	2- 3				
1- 1	0- 0	0- 1	NEUTRAL	1- 0	0- 0	0- 0				
8- 5	0- 1	1- 3	NON-CONFERENCE	1- 0	0- 0	6- 1				
6- 1	0- 0	1- 1	HOME	0- 0	0- 0	5- 0				
1- 3	0- 1	0- 1	AWAY	0- 0	0- 0	1- 1				
1- 1	0- 0	0- 1	NEUTRAL	1- 0	0- 0	0- 0				
5- 5	0- 1	0- 0	CONFERENCE	2- 1	0- 1	3- 2				
3- 2	0- 0	0- 0	HOME	1- 1	0- 1	2- 0				
2- 3	0- 1	0- 0	AWAY	1- 0	0- 0	1- 2				
0- 0	0- 0	0- 0	NEUTRAL	0- 0	0- 0	0- 0				

RPI 1-25				RPI 26-50				RPI 51-100				RPI 101+ Team's RPI: 148			
RPI	S	Opponent	Score	RPI	S	Opponent	Score	RPI	S	Opponent	Score	RPI	S	Opponent	Score
4	A	Missouri St.	55 68	34	N	Virginia Tech	63 84	67	H	South Fla.	50 56	144	H	Tulane	56 61
6	A	UConn	55 83	35	A	Creighton	46 56	72	A	Temple	85 75	156	A	Houston	56 64
				39	H	Oklahoma	88 83	72	H	Temple	72 70	163	H	Eastern Mich.	63 52
				46	H	UNI	50 61	91	N	Montana St.	66 64	209	A	Oral Roberts	66 79
												231	A	SMU	44 64
												237	H	Southern U.	69 63
												241	A	Louisiana Tech	88 80
												246	H	Tulsa	57 46
												265	A	East Carolina	61 53
												265	H	East Carolina	57 55
												323	H	Houston Baptist	59 42
												333	H	Ark.-Pine Bluff	100 50
												346	H	Grambling	77 65
LAST 10 Division I															
				72	A	Temple	85 75	72	H	Temple	72 70				
				265	H	East Carolina	57 55	246	H	Tulsa	57 46				
				231	A	SMU	44 64	265	A	East Carolina	61 53				
				156	A	Houston	56 64	144	H	Tulane	56 61				
				67	H	South Fla.	50 56	6	A	UConn	55 83				

Non-Div I Games:

Wichita St.

■ Loss,
 ■ Non-Conf,
 ■ S Site,
 ■ H Home
 ■ A Away
 N Neutral

William & Mary

Through Games Of Feb. 10, 2020

Average RPI Win:	238	WON-LOST	WINNING	LAST 10	STRENGTH OF	OPP. STRENGTH	TEAM	ADJ.	CONF.	ADJ CONF.
Average RPI Loss:	112	RECORD	PCT. RANK	GAMES	SCHEDULE	OF SCHEDULE	RPI	RPI	RPI	RPI
DIV. I ONLY	16- 6	51	7-3	301	147	125	125	14	14	
DIV. I NON-CONF.	9- 2	37	0	317	186	116	116	13	13	
TOTALS	RPI 1-25	RPI 26-50	W-L RECORDS	RPI 51-100	RPI 101-150	RPI 150+				
16- 6	0- 0	0- 2	OVERALL	0- 1	3- 2	13- 1				
6- 3	0- 0	0- 1	HOME	0- 1	0- 0	6- 1				
10- 3	0- 0	0- 1	AWAY	0- 0	3- 2	7- 0				
0- 0	0- 0	0- 0	NEUTRAL	0- 0	0- 0	0- 0				
9- 2	0- 0	0- 1	NON-CONFERENCE	0- 0	2- 1	7- 0				
4- 1	0- 0	0- 1	HOME	0- 0	0- 0	4- 0				
5- 1	0- 0	0- 0	AWAY	0- 0	2- 1	3- 0				
0- 0	0- 0	0- 0	NEUTRAL	0- 0	0- 0	0- 0				
7- 4	0- 0	0- 1	CONFERENCE	0- 1	1- 1	6- 1				
2- 2	0- 0	0- 0	HOME	0- 1	0- 0	2- 1				
5- 2	0- 0	0- 1	AWAY	0- 0	1- 1	4- 0				
0- 0	0- 0	0- 0	NEUTRAL	0- 0	0- 0	0- 0				

RPI S	Opponent	Score	RPI S	Opponent	Score	RPI S	Opponent	Score	RPI S	Opponent	Score	Team's RPI: 125
33	H Old Dominion	58 69	44	A James Madison	70 84	55	H Drexel	54 61	115	A VCU	69 55	
									131	A Richmond	73 76	
									135	A George Washington	63 51	
									137	A Elon	84 77	
									146	A Northeastern	55 61	
									171	H Norfolk St.	65 56	
									182	A Towson	83 75	
									188	H Delaware	68 58	
									255	A Col. of Charleston	80 74	
									255	H Col. of Charleston	85 60	
									258	A Delaware St.	73 52	
									263	A UNCW	63 55	
									263	H UNCW	55 72	
									265	A East Carolina	78 68	
									293	H UMBC	76 48	
									300	A Army West Point	77 65	
									316	A Hofstra	66 53	
									318	H UMES	78 50	
									349	H Hartford	61 44	
LAST 10 Division I												
263	A UNCW	63 55	146	A Northeastern	55 61							
255	A Col. of Charleston	80 74	316	A Hofstra	66 53							
137	A Elon	84 77	255	H Col. of Charleston	85 60							
55	H Drexel	54 61	263	H UNCW	55 72							
188	H Delaware	68 58	182	A Towson	83 75							

Non-Div I Games:

William & Mary

Loss, Non-Conf, S Site, H Home A Away N Neutral

Winthrop

Through Games Of Feb. 10, 2020

Average RPI Win:	286	WON-LOST	WINNING	LAST 10	STRENGTH OF	OPP. STRENGTH	TEAM	ADJ.	CONF.	ADJ CONF.
Average RPI Loss:	190	RECORD	PCT. RANK	GAMES	SCHEDULE	OF SCHEDULE	RPI	RPI	RPI	RPI
DIV. I ONLY	10- 11	193	5-5	318	319	257	257	25	25	
DIV. I NON-CONF.	3- 6	235	0	296	298	285	285	28	28	
TOTALS	RPI 1-25	RPI 26-50	W-L RECORDS	RPI 51-100	RPI 101-150	RPI 150+				
10- 11	0- 0	0- 2	OVERALL	0- 0	0- 1	10- 8				
5- 4	0- 0	0- 0	HOME	0- 0	0- 0	5- 4				
5- 6	0- 0	0- 2	AWAY	0- 0	0- 1	5- 3				
0- 1	0- 0	0- 0	NEUTRAL	0- 0	0- 0	0- 1				
3- 6	0- 0	0- 2	NON-CONFERENCE	0- 0	0- 0	3- 4				
0- 3	0- 0	0- 0	HOME	0- 0	0- 0	0- 3				
3- 2	0- 0	0- 2	AWAY	0- 0	0- 0	3- 0				
0- 1	0- 0	0- 0	NEUTRAL	0- 0	0- 0	0- 1				
7- 5	0- 0	0- 0	CONFERENCE	0- 0	0- 1	7- 4				
5- 1	0- 0	0- 0	HOME	0- 0	0- 0	5- 1				
2- 4	0- 0	0- 0	AWAY	0- 0	0- 1	2- 3				
0- 0	0- 0	0- 0	NEUTRAL	0- 0	0- 0	0- 0				

RPI 1-25				RPI 26-50				RPI 51-100				RPI 101+				Team's RPI: 257	
RPI	S	Opponent	Score	RPI	S	Opponent	Score	RPI	S	Opponent	Score	RPI	S	Opponent	Score		
				26	A	Kentucky	36 91					118	A	Campbell	47 63		
				33	A	Old Dominion	44 68					170	H	Hampton	72 66		
												187	A	High Point	61 94		
												187	H	High Point	69 63		
												216	A	Radford	53 54		
												223	A	Gardner-Webb	59 71		
												228	H	Iona	61 68		
												244	H	UNC Asheville	43 50		
												255	H	Col. of Charleston	73 84		
												261	H	Longwood	74 63		
												263	A	UNCW	75 63		
												266	N	Wofford	59 60		
												297	H	Ga. Southern	47 91		
												304	H	Presbyterian	61 54		
												320	A	N.C. Central	56 46		
												336	A	Western Caro.	63 60		
												337	A	USC Upstate	52 38		
												341	A	Charleston So.	58 53		
												341	H	Charleston So.	56 46		
LAST 10 Division I																	
				341	H	Charleston So.	56 46			216	A	Radford	53 54				
				187	A	High Point	61 94			118	A	Campbell	47 63				
				244	H	UNC Asheville	43 50			304	H	Presbyterian	61 54				
				341	A	Charleston So.	58 53			337	A	USC Upstate	52 38				
				261	H	Longwood	74 63			223	A	Gardner-Webb	59 71				

Non-Div I Games:

Winthrop

■ Loss,
 ■ Non-Conf,
 ■ S Site,
 ■ H Home
 ■ A Away
 N Neutral

Average RPI Win:	204	WON-LOST	WINNING	LAST 10	STRENGTH OF	OPP. STRENGTH	TEAM	ADJ.	CONF.	ADJ CONF.
Average RPI Loss:	51	RECORD	PCT. RANK	GAMES	SCHEDULE	OF SCHEDULE	RPI	RPI	RPI	RPI
DIV. I ONLY	11- 13	205	2-8	69	61	130	130	2	2	
DIV. I NON-CONF.	8- 3	68	0	165	245	90	90	2	2	
TOTALS	RPI 1-25	RPI 26-50	W-L RECORDS	RPI 51-100	RPI 101-150	RPI 150+				
11- 13	0- 2	0- 5	OVERALL	2- 6	1- 0	8- 0				
7- 5	0- 1	0- 2	HOME	0- 2	1- 0	6- 0				
3- 7	0- 1	0- 2	AWAY	1- 4	0- 0	2- 0				
1- 1	0- 0	0- 1	NEUTRAL	1- 0	0- 0	0- 0				
8- 3	0- 0	0- 1	NON-CONFERENCE	1- 2	1- 0	6- 0				
6- 0	0- 0	0- 0	HOME	0- 0	1- 0	5- 0				
1- 2	0- 0	0- 0	AWAY	0- 2	0- 0	1- 0				
1- 1	0- 0	0- 1	NEUTRAL	1- 0	0- 0	0- 0				
3- 10	0- 2	0- 4	CONFERENCE	1- 4	0- 0	2- 0				
1- 5	0- 1	0- 2	HOME	0- 2	0- 0	1- 0				
2- 5	0- 1	0- 2	AWAY	1- 2	0- 0	1- 0				
0- 0	0- 0	0- 0	NEUTRAL	0- 0	0- 0	0- 0				

RPI 1-25				RPI 26-50				RPI 51-100				RPI 101+ Team's RPI: 130			
RPI	S	Opponent	Score	RPI	S	Opponent	Score	RPI	S	Opponent	Score	RPI	S	Opponent	Score
7	H	Iowa	78 85	27	A	Ohio St.	74 82	57	A	Minnesota	72 62	111	H	North Florida	75 62
15	A	Indiana	65 75	32	H	Michigan	56 68	57	H	Minnesota	64 73	172	A	Illinois	73 64
				38	N	Arkansas	64 68	66	A	Colorado	57 74	205	H	Penn St.	71 65
				40	A	Purdue	61 72	70	N	Ball St.	67 56	224	H	Eastern Ill.	63 55
				47	H	Rutgers	61 64	74	A	Nebraska	50 65	236	H	Milwaukee	71 40
								74	H	Nebraska	71 72	266	H	Wofford	78 65
								88	A	Georgia Tech	41 60	287	H	Prairie View	68 42
								96	A	Michigan St.	52 69	291	A	North Dakota St.	64 63
												322	H	Alabama St.	85 67
LAST 10 Division I															
27	A	Ohio St.	74 82	57	A	Minnesota	72 62								
57	H	Minnesota	64 73	7	H	Iowa	78 85								
172	A	Illinois	73 64	32	H	Michigan	56 68								
15	A	Indiana	65 75	96	A	Michigan St.	52 69								
74	H	Nebraska	71 72	74	A	Nebraska	50 65								

Non-Div I Games:

Wisconsin

■ Loss,
 ■ Non-Conf,
 ■ S Site,
 ■ H Home
 ■ A Away
 N Neutral

Average RPI Win: 251	WON-LOST	WINNING	LAST 10	STRENGTH OF	OPP. STRENGTH	TEAM	ADJ.	CONF.	ADJ CONF.
Average RPI Loss: 197	RECORD	PCT. RANK	GAMES	SCHEDULE	OF SCHEDULE	RPI	RPI	RPI	RPI
DIV. I ONLY	10- 11	193	6-4	308	274	266	266	26	26
DIV. I NON-CONF.	4- 8	235	0-1	230	307	289	289	22	22
TOTALS	RPI 1-25	RPI 26-50	W-L RECORDS	RPI 51-100	RPI 101-150	RPI 150+			
10- 11	0- 0	0- 0	OVERALL	0- 1	0- 3	10- 7			
7- 4	0- 0	0- 0	HOME	0- 1	0- 0	7- 3			
2- 7	0- 0	0- 0	AWAY	0- 0	0- 3	2- 4			
1- 0	0- 0	0- 0	NEUTRAL	0- 0	0- 0	1- 0			
4- 8	0- 0	0- 0	NON-CONFERENCE	0- 1	0- 3	4- 4			
3- 3	0- 0	0- 0	HOME	0- 1	0- 0	3- 2			
0- 5	0- 0	0- 0	AWAY	0- 0	0- 3	0- 2			
1- 0	0- 0	0- 0	NEUTRAL	0- 0	0- 0	1- 0			
6- 3	0- 0	0- 0	CONFERENCE	0- 0	0- 0	6- 3			
4- 1	0- 0	0- 0	HOME	0- 0	0- 0	4- 1			
2- 2	0- 0	0- 0	AWAY	0- 0	0- 0	2- 2			
0- 0	0- 0	0- 0	NEUTRAL	0- 0	0- 0	0- 0			

RPI S	Opponent	Score	RPI S	Opponent	Score	RPI S	Opponent	Score	RPI S	Opponent	Score	Team's RPI: 266
						99 H	Coastal Caro.	73 78	116 A	Kansas	64 83	
									126 A	Auburn	82 84	
									130 A	Wisconsin	65 78	
									151 H	UNC Greensboro	66 61	
									174 A	Samford	69 63	
									174 H	Samford	58 74	
									195 H	Furman	66 62	
									202 A	Northern Ky.	72 80	
									223 A	Gardner-Webb	53 67	
									233 A	Chattanooga	76 80	
									244 H	UNC Asheville	75 38	
									249 H	Appalachian St.	51 54	
									257 N	Winthrop	60 59	
									261 H	Longwood	79 76	
									270 A	ETSU	76 47	
									297 H	Ga. Southern	57 70	
									304 H	Presbyterian	67 60	
									317 A	Mercer	53 54	
									317 H	Mercer	77 49	
									336 H	Western Caro.	76 63	
LAST 10 Division I												
174 A	Samford	69 63	270 A	ETSU	76 47							
317 A	Mercer	53 54	233 A	Chattanooga	76 80							
195 H	Furman	66 62	317 H	Mercer	77 49							
151 H	UNC Greensboro	66 61	174 H	Samford	58 74							
336 H	Western Caro.	76 63	116 A	Kansas	64 83							

Non-Div I Games: Brevard 82 34 Erskine 100 38 UNKNOWN 89 38

Wofford

Average RPI Win:	241	WON-LOST	WINNING	LAST 10	STRENGTH OF	OPP. STRENGTH	TEAM	ADJ.	CONF.	ADJ CONF.
Average RPI Loss:	140	RECORD	PCT. RANK	GAMES	SCHEDULE	OF SCHEDULE	RPI	RPI	RPI	RPI
DIV. I ONLY	13- 10	130	7-3	236	187	157	157	22	22	
DIV. I NON-CONF.	4- 6	212	0	237	55	209	209	20	20	
TOTALS	RPI 1-25	RPI 26-50	W-L RECORDS	RPI 51-100	RPI 101-150	RPI 150+				
13- 10	0- 0	0- 1	OVERALL	0- 2	1- 4	12- 3				
5- 3	0- 0	0- 0	HOME	0- 0	0- 2	5- 1				
7- 5	0- 0	0- 1	AWAY	0- 2	1- 1	6- 1				
1- 2	0- 0	0- 0	NEUTRAL	0- 0	0- 1	1- 1				
4- 6	0- 0	0- 1	NON-CONFERENCE	0- 1	0- 3	4- 1				
1- 1	0- 0	0- 0	HOME	0- 0	0- 1	1- 0				
2- 3	0- 0	0- 1	AWAY	0- 1	0- 1	2- 0				
1- 2	0- 0	0- 0	NEUTRAL	0- 0	0- 1	1- 1				
9- 4	0- 0	0- 0	CONFERENCE	0- 1	1- 1	8- 2				
4- 2	0- 0	0- 0	HOME	0- 0	0- 1	4- 1				
5- 2	0- 0	0- 0	AWAY	0- 1	1- 0	4- 1				
0- 0	0- 0	0- 0	NEUTRAL	0- 0	0- 0	0- 0				

RPI S	Opponent	Score	RPI S	Opponent	Score	RPI S	Opponent	Score	RPI S	Opponent	Score	Team's RPI: 157
49	A Iowa St.	71 79	53	A UCF	53 69	108	H Abilene Christian	64 83	116	N Kansas	63 74	
			54	A IUPUI	60 80	124	A UT Arlington	62 68	139	A Green Bay	70 58	
						139	H Green Bay	59 68	191	A Cleveland St.	75 73	
						191	H Cleveland St.	78 62	202	A Northern Ky.	63 55	
						219	H CSU Bakersfield	65 60	231	A SMU	69 61	
						236	A Milwaukee	58 60	236	H Milwaukee	67 77	
						247	A Youngstown St.	67 54	247	H Youngstown St.	91 41	
						254	N Loyola Maryland	66 51	264	A Xavier	86 74	
						281	H Oakland	85 66	282	N St. Bonaventure	56 57	
						330	H Detroit Mercy	67 61	342	A UIC	58 43	
LAST 10 Division I												
191	A Cleveland St.	75 73	330	H Detroit Mercy	67 61							
247	A Youngstown St.	67 54	202	A Northern Ky.	63 55							
236	H Milwaukee	67 77	54	A IUPUI	60 80							
139	H Green Bay	59 68	342	A UIC	58 43							
281	H Oakland	85 66	247	H Youngstown St.	91 41							

Non-Div I Games: Marian (IN) 64 60

Wright St.

■ Loss,
 ■ Non-Conf,
 ■ S Site,
 ■ Home
 ■ A Away
 N Neutral

Wyoming

Through Games Of Feb. 10, 2020

Average RPI Win:	238	WON-LOST	WINNING	LAST 10	STRENGTH OF	OPP. STRENGTH	TEAM	ADJ.	CONF.	ADJ CONF.
Average RPI Loss:	157	RECORD	PCT. RANK	GAMES	SCHEDULE	OF SCHEDULE	RPI	RPI	RPI	RPI
DIV. I ONLY	10- 11	193	4-6	194	224	204	204	17	17	
DIV. I NON-CONF.	3- 5	224	0	216	233	258	258	23	23	
TOTALS	RPI 1-25	RPI 26-50	W-L RECORDS	RPI 51-100	RPI 101-150	RPI 150+				
10- 11	0- 1	0- 0	OVERALL	0- 3	1- 1	9- 6				
6- 5	0- 1	0- 0	HOME	0- 1	1- 0	5- 3				
4- 6	0- 0	0- 0	AWAY	0- 2	0- 1	4- 3				
0- 0	0- 0	0- 0	NEUTRAL	0- 0	0- 0	0- 0				
3- 5	0- 1	0- 0	NON-CONFERENCE	0- 2	0- 0	3- 2				
2- 3	0- 1	0- 0	HOME	0- 1	0- 0	2- 1				
1- 2	0- 0	0- 0	AWAY	0- 1	0- 0	1- 1				
0- 0	0- 0	0- 0	NEUTRAL	0- 0	0- 0	0- 0				
7- 6	0- 0	0- 0	CONFERENCE	0- 1	1- 1	6- 4				
4- 2	0- 0	0- 0	HOME	0- 0	1- 0	3- 2				
3- 4	0- 0	0- 0	AWAY	0- 1	0- 1	3- 2				
0- 0	0- 0	0- 0	NEUTRAL	0- 0	0- 0	0- 0				

RPI 1-25				RPI 26-50				RPI 51-100				RPI 101+ Team's RPI: 204			
RPI	S	Opponent	Score	RPI	S	Opponent	Score	RPI	S	Opponent	Score	RPI	S	Opponent	Score
11	H	Gonzaga	54 65					59	A	Fresno St.	59 89	127	A	Boise St.	48 67
								63	A	South Dakota St.	40 67	127	H	Boise St.	73 68
								66	H	Colorado	56 66	153	H	San Jose St.	80 45
												155	H	Saint Mary's (CA)	69 67
												177	A	UNLV	53 65
												194	A	New Mexico	73 66
												194	H	New Mexico	71 74
												213	H	Northern Colo.	44 46
												259	H	Nevada	83 59
												260	A	San Diego St.	60 67
												260	H	San Diego St.	81 67
												268	H	Colorado St.	49 56
												277	A	Utah St.	65 54
												291	A	North Dakota St.	66 57
												292	A	Denver	57 71
												311	A	Air Force	65 63
												351	H	Mississippi Val.	95 22
LAST 10 Division I															
194	H	New Mexico	71 74	59	A	Fresno St.	59 89								
127	A	Boise St.	48 67	259	H	Nevada	83 59								
153	H	San Jose St.	80 45	177	A	UNLV	53 65								
277	A	Utah St.	65 54	260	A	San Diego St.	60 67								
260	H	San Diego St.	81 67	268	H	Colorado St.	49 56								

Non-Div I Games: Colo. Christian 70 31

Wyoming

■ Loss,
 ■ Non-Conf, S Site,
 ■ Home
 ■ Away
 N Neutral

Average RPI Win: 167	WON-LOST	WINNING	LAST 10	STRENGTH OF	OPP. STRENGTH	TEAM	ADJ.	CONF.	ADJ CONF.
Average RPI Loss: 99	RECORD	PCT. RANK	GAMES	SCHEDULE	OF SCHEDULE	RPI	RPI	RPI	RPI
DIV. I ONLY	2- 21	344	1-9	39	85	264	264	6	6
DIV. I NON-CONF.	1- 10	329	0	23	144	253	253	6	6
TOTALS	RPI 1-25	RPI 26-50	W-L RECORDS	RPI 51-100	RPI 101-150	RPI 150+			
2- 21	0- 2	0- 2	OVERALL	1- 11	0- 3	1- 3			
1- 11	0- 1	0- 1	HOME	1- 6	0- 0	0- 3			
1- 8	0- 0	0- 1	AWAY	0- 5	0- 2	1- 0			
0- 2	0- 1	0- 0	NEUTRAL	0- 0	0- 1	0- 0			
1- 10	0- 1	0- 0	NON-CONFERENCE	1- 5	0- 2	0- 2			
1- 4	0- 0	0- 0	HOME	1- 2	0- 0	0- 2			
0- 4	0- 0	0- 0	AWAY	0- 3	0- 1	0- 0			
0- 2	0- 1	0- 0	NEUTRAL	0- 0	0- 1	0- 0			
1- 11	0- 1	0- 2	CONFERENCE	0- 6	0- 1	1- 1			
0- 7	0- 1	0- 1	HOME	0- 4	0- 0	0- 1			
1- 4	0- 0	0- 1	AWAY	0- 2	0- 1	1- 0			
0- 0	0- 0	0- 0	NEUTRAL	0- 0	0- 0	0- 0			

RPI 1-25				RPI 26-50				RPI 51-100				RPI 101+ Team's RPI: 264			
RPI	S	Opponent	Score	RPI	S	Opponent	Score	RPI	S	Opponent	Score	RPI	S	Opponent	Score
16	N	Northwestern	59 79	35	A	Creighton	55 62	61	H	St. John's (NY)	67 75	133	N	Florida	64 67
19	H	DePaul	68 91	36	H	Marquette	60 80	65	H	Seton Hall	61 83	141	A	Robert Morris	57 71
								66	H	Colorado	53 62	142	A	Providence	48 60
								70	A	Ball St.	49 70	157	H	Wright St.	74 86
								72	A	Temple	65 78	242	A	Georgetown	85 64
								80	H	Cincinnati	78 85	242	H	Georgetown	50 63
								92	H	Utah	70 63	271	H	Eastern Ky.	55 56
								93	A	Butler	61 63				
								93	H	Butler	70 78				
								95	A	Villanova	54 66				
								95	H	Villanova	54 55				
								100	A	Rider	57 64				
LAST 10 Division I															
242	H	Georgetown	50 63	36	H	Marquette	60 80								
95	H	Villanova	54 55	19	H	DePaul	68 91								
93	A	Butler	61 63	95	A	Villanova	54 66								
142	A	Providence	48 60	242	A	Georgetown	85 64								
35	A	Creighton	55 62	93	H	Butler	70 78								

Non-Div I Games:

Xavier

Average RPI Win:	194	WON-LOST	WINNING	LAST 10	STRENGTH OF	OPP. STRENGTH	TEAM	ADJ.	CONF.	ADJ CONF.
Average RPI Loss:	62	RECORD	PCT. RANK	GAMES	SCHEDULE	OF SCHEDULE	RPI	RPI	RPI	RPI
DIV. I ONLY	15- 4	34	9-1	122	136	41	41	8	8	
DIV. I NON-CONF.	10- 3	57	4-0	123	169	51	51	8	8	
TOTALS	RPI 1-25	RPI 26-50	W-L RECORDS	RPI 51-100	RPI 101-150	RPI 150+				
15- 4	0- 1	0- 0	OVERALL	2- 2	3- 1	10- 0				
6- 1	0- 0	0- 0	HOME	0- 1	1- 0	5- 0				
8- 3	0- 1	0- 0	AWAY	1- 1	2- 1	5- 0				
1- 0	0- 0	0- 0	NEUTRAL	1- 0	0- 0	0- 0				
10- 3	0- 1	0- 0	NON-CONFERENCE	2- 2	2- 0	6- 0				
5- 1	0- 0	0- 0	HOME	0- 1	1- 0	4- 0				
4- 2	0- 1	0- 0	AWAY	1- 1	1- 0	2- 0				
1- 0	0- 0	0- 0	NEUTRAL	1- 0	0- 0	0- 0				
5- 1	0- 0	0- 0	CONFERENCE	0- 0	1- 1	4- 0				
1- 0	0- 0	0- 0	HOME	0- 0	0- 0	1- 0				
4- 1	0- 0	0- 0	AWAY	0- 0	1- 1	3- 0				
0- 0	0- 0	0- 0	NEUTRAL	0- 0	0- 0	0- 0				

RPI	S	Opponent	Score	RPI	S	Opponent	Score	Team's RPI: 41	RPI	S	Opponent	Score	RPI	S	Opponent	Score
5	A	UCLA	65 100						59	N	Fresno St.	87 67	101	A	Harvard	57 66
									61	H	St. John's (NY)	66 80	132	A	Cornell	74 67
									79	A	North Carolina	66 63	142	H	Providence	82 79
									82	A	Colgate	67 70	146	A	Northeastern	78 63
													158	A	Columbia	85 60
													180	H	Quinnipiac	63 59
													198	A	Dartmouth	67 47
													211	A	Brown	73 40
													211	H	Brown	79 72
													217	A	UMass Lowell	67 59
													276	H	Wagner	87 68
													280	A	LMU (CA)	81 65
													301	H	Sacred Heart	87 40
													317	H	Mercer	68 60
LAST 10 Division I																
198	A	Dartmouth	67 47	211	H	Brown	79 72									
101	A	Harvard	57 66	317	H	Mercer	68 60									
132	A	Cornell	74 67	276	H	Wagner	87 68									
158	A	Columbia	85 60	79	A	North Carolina	66 63									
211	A	Brown	73 40	301	H	Sacred Heart	87 40									

Non-Div I Games:

Yale

■ Loss,
■ Non-Conf,
■ S Site,
■ H Home
■ A Away
N Neutral

Average RPI Win:	256	WON-LOST	WINNING	LAST 10	STRENGTH OF	OPP. STRENGTH	TEAM	ADJ.	CONF.	ADJ CONF.
Average RPI Loss:	164	RECORD	PCT. RANK	GAMES	SCHEDULE	OF SCHEDULE	RPI	RPI	RPI	RPI
DIV. I ONLY	9- 13	232	2-8	237	279	247	247	22	22	
DIV. I NON-CONF.	5- 4	140	0	217	228	155	155	20	20	
TOTALS	RPI 1-25	RPI 26-50	W-L RECORDS	RPI 51-100	RPI 101-150	RPI 150+				
9- 13	0- 1	0- 0	OVERALL	1- 1	0- 3	8- 8				
5- 5	0- 0	0- 0	HOME	1- 0	0- 2	4- 3				
4- 8	0- 1	0- 0	AWAY	0- 1	0- 1	4- 5				
0- 0	0- 0	0- 0	NEUTRAL	0- 0	0- 0	0- 0				
5- 4	0- 1	0- 0	NON-CONFERENCE	0- 0	0- 2	5- 1				
3- 1	0- 0	0- 0	HOME	0- 0	0- 1	3- 0				
2- 3	0- 1	0- 0	AWAY	0- 0	0- 1	2- 1				
0- 0	0- 0	0- 0	NEUTRAL	0- 0	0- 0	0- 0				
4- 9	0- 0	0- 0	CONFERENCE	1- 1	0- 1	3- 7				
2- 4	0- 0	0- 0	HOME	1- 0	0- 1	1- 3				
2- 5	0- 0	0- 0	AWAY	0- 1	0- 0	2- 4				
0- 0	0- 0	0- 0	NEUTRAL	0- 0	0- 0	0- 0				

RPI	S	Opponent	Score	RPI	S	Opponent	Score	RPI	S	Opponent	Score	RPI	S	Opponent	Score
15	A	Indiana	56 93					54	A	IUPUI	69 77	110	H	Kent St.	73 82
								54	H	IUPUI	75 73	139	H	Green Bay	63 70
												141	A	Robert Morris	43 58
												157	A	Wright St.	41 91
												157	H	Wright St.	54 67
												163	H	Eastern Mich.	79 77
												190	A	Akron	62 91
												191	A	Cleveland St.	52 60
												202	A	Northern Ky.	56 75
												202	H	Northern Ky.	55 59
												236	H	Milwaukee	62 74
												250	A	Saint Francis (PA)	56 46
												271	A	Eastern Ky.	72 63
												276	H	Wagner	64 42
												281	A	Oakland	79 74
												330	A	Detroit Mercy	62 47
												339	H	Canisius	87 59
												342	A	UIC	53 59
												342	H	UIC	77 65
LAST 10 Division I															
202	H	Northern Ky.	55 59	139	H	Green Bay	63 70								
157	H	Wright St.	54 67	330	A	Detroit Mercy	62 47								
54	A	IUPUI	69 77	281	A	Oakland	79 74								
342	A	UIC	53 59	191	A	Cleveland St.	52 60								
236	H	Milwaukee	62 74	157	A	Wright St.	41 91								

Non-Div I Games: Lake Erie 83 48 Muskingum 92 46

Youngstown St.

Loss, Non-Conf, S Site, H Home A Away N Neutral